

# MEDIA GUIDE



2018 - 2019





2019

2018

2017

**HEAD COACH**

**MIKE**

**WHITE**

**8 PLAYERS RECEIVED ACADEMIC RECOGNITION FROM THE SEC FOR THE 2017-18 SEASON  
(5 SEC ACADEMIC HONOR ROLL MEMBERS & 3 SEC FIRST-YEAR ACADEMIC HONOR ROLL MEMBERS)**

# TABLE OF CONTENTS & QUICK FACTS

## 2-14: Coaches & Support Staff

2-6	Head Coach Mike White
7	Associate Head Coach Al Pinkins
8	Assistant Coach Jordan Mincy
9	Assistant Coach Darris Nichols
10-14	Support Staff

## 15-43: Rosters & Player Bios

15	Head Shot Roster
16	Roster Breakdown
17-20	KeVaughn Allen
21-22	Deandrae Ballard
23-24	Dontay Bassett
25	Andrew Fava
26-27	Gorjok Gak
28-30	Kevarrius Hayes
31-32	Jalen Hudson
33	Chase Johnson
34	Keyontae Johnson
35	Mak Krause
36	Noah Locke
37	Andrew Nembhard
38-39	Mike Okauru
40	Isaiah Stokes
41-43	Keith Stone

## 44-58: 2017-18 Season In Review

44	Notes & Facts
45-53	Box Scores
54	Team & Individual Stats
55	Game-by-Game Stats
56	Superlatives
57-58	Miscellaneous Stats

## 59-165: Record Book

59-61	Single-Game Records
61-62	O'Connell Center Records
63-64	Career Records
65-66	Individual Single-Season Records
67-68	Team Single-Season Records
69-70	Top Games Scoring & Rebounding
71	Biggest Wins & Losses
72	SEC Stat Champions & Longest Streaks
73-76	Year-by-Year Stat Leaders
77-78	Year-by-Year Team & Opponent Stats
79-87	Thousand-Point Scorers
88-102	All-Time Game-by-Game Results
103	Year-by-Year Team Record
104	Coaching Records
105-106	In the Polls
107-109	Miscellaneous Records
110	All-Time Series Records
111-121	All-Time Series Scores
122	Record by Conference
123	NCAA Tournament Results
124	NCAA Tournament Records
125-141	NCAA Tournament Box Scores
142	SEC Tournament Results
143	SEC Tournament Records
144-145	Regular Season Tournaments
146-150	Individual Career Stats
151-153	Usual Starting Lineups by Season
154-156	All-Time Lettermen
156	All-Time Asst. Coaches, Mgrs., Trainers, Strength, Video
157-158	All-Time Numerical Roster
159-165	Individual Honors

## 166-182: Program Information

166-167	Gators in the Pros
168-169	Back-to-Back National Champions
170-172	Exactech Arena at the Stephen C. O'Connell Center
173	Attendance Figures
174-176	Opponent Information
177	UF President Kent Fuchs
178-179	Athletic Director Scott Stricklin
179	UAA Board, IAC & Gator Boosters Board
180	University Athletic Association All-Sports Accomplishments
181	Gator IMG Sports Network & NCAA Compliance Information
182	Media Information

### 2018-19 Media Guide Credits

The official 2018-19 University of Florida Men's Basketball media guide has been published by the University Athletic Association, Inc. This guide has been written and edited by the UAA Communications Department. It is not for public sale or recruiting and is intended for media use.

<b>Editor, Typesetting, Design</b>	Denver Parler
<b>Covers</b>	Chad Morehead
<b>Printing</b>	StorterChilds
<b>Primary Photographer</b>	Tim Casey
<b>Proofreading</b>	Lucy Berres

**Other Photography:** Jim Burgess, David Coyle, Allison Curry, Courtney Culbreath, Alex de la Osa, Ned Dishman (NBAE/Getty Images), Ron Irby, Lady Mendoza, Jay Metz, NBA Photos, NCAA photos, Paige Santiago, Kelly Streecher, UF News Bureau.

## UAA Communications Staff

Dan Apple	Assistant Director (Baseball)
Lucy Berres	Assistant (Golf)
Herb Brooks	Assistant Director (Softball)
Katie Callahan	Assistant Director (Volleyball/Lacrosse)
Norm Carlson	Assistant A.D./Historian
Scott Carter	Senior Writer
Tim Casey	Photographer
Zach Dirlam	Assistant Director (Football/Track & Field)
Chris Harry	Senior Writer
Mary Howard	Senior Associate A.D. (Soccer/Gymnastics)
Steve McClain	Senior Associate A.D. (Football)
Will Pantages	Assistant Director (Football/Digital Content)
<b>Denver Parler</b>	<b>Director (Men's Basketball)</b>
Corinne Simpson	Assistant (Cross Country/M. Tennis)
Chad Smith	Assistant (Swimming & Diving)
Sam Stolte	Assistant Director (W. Basketball/W. Tennis)
Jennifer Wagner	Coordinator

Communications Office Phone	352-375-4683, ext. 6100
Communications Fax	352-375-4809
Press Row	352-371-0281

Communications Mailing Address:  
P.O. Box 14485  
Gainesville, FL 32604

Communications Shipping Address:  
Ben Hill Griffin Stadium  
121 Gale Lemerand Drive  
Gainesville, FL 32611

## Quick Facts

Location:	Gainesville, Fla.
Founded:	1853
Enrollment:	54,584
Conference:	Southeastern (SEC)
Nickname:	Gators
UF President:	Dr. W. Kent Fuchs
Athletic Director:	Scott Stricklin
Mascots:	Albert and Alberta
Colors:	Orange (PMS 172) and Blue (PMS 287)
Website:	FloridaGators.com
Facebook:	facebook.com/GatorsMBK
Twitter:	@GatorsMBK, @MikeWhiteUF
Instagram:	@gatorsmbk

## Coaching Staff Facts

Head Coach:	Mike White (Ole Miss '00)
UF Record:	69-37/4th season
Overall Record:	170-77/8th season
Associate Head Coach:	Al Pinkins (N.C. State '98)
Assistant Coaches:	Jordan Mincy (Kent State '09), Darris Nichols (West Virginia '08)
Athletic Trainer:	David "Duke" Werner
Strength & Conditioning Coordinator:	Preston Greene
Director of Basketball Operations:	Jonathan Blake
Director of Scouting:	Bryce Douglas
Office Manager:	Tracy Pfaff
Program Coordinator:	Mike Robuck
Academic Advisor:	Tom Williams

## Program Facts

Arena:	Exactech Arena at the Stephen C. O'Connell Center (10,151)
Season:	100th
Overall Record:	1,417-1,098
SEC Record:	632-648
NCAA Tournaments:	19 (1989, '94, '95, '99, 2000, '01, '02, '03, '04, '05, '06, '07, '10, '11, '12, '13, '14, '17, '18)
Final Fours:	5 (1994, 2000, '06, '07, '14)
National Championships:	2 (2006, '07)
NIT Appearances:	10 (1969, '84, '85, '86, '92, '93, '98, 2008, '09, '16)
SEC Tournament Championships:	4 (2005, '06, '07, '14)
SEC Championships:	7 (1989, 2000, '01, '07, '11, '13, '14)
All-Americans:	25
All-SEC:	109
SEC Academic Honor Roll:	120
NBA Draftees:	35
2017-18 Record:	21-13
2017-18 Conference Record:	11-7 (3rd)
Lettermen Returning/Lost:	10/2
Starters Returning/Lost:	3/2





# HEAD COACH MIKE WHITE



## MIKE WHITE

Head Coach | 4th Season | Ole Miss, 2000  
Dunedin, Fla. | Hired May 7, 2015

Mike White has consistently reaffirmed the Gators' place as a perennial national power and Southeastern Conference contender, posting a third straight 20-win season and second consecutive NCAA Tournament berth in 2017-18.

During the 2017-18 campaign, the Gators put together one of the nation's top collections of victories and advanced to the second round of the NCAA Tournament. UF's six wins vs. top-25 teams during the regular season tied for most in the country, and its 10 RPI Quadrant 1 victories ranked second nationally. Florida posted a third-place SEC finish in a season that was widely regarded as one of the strongest, if not the strongest, in the conference's history as eight SEC teams earned NCAA bids.

The Gators' 34 regular season SEC wins over the past three seasons rank second-most in the league.

Florida led the SEC in turnover margin (+4.0) and assist-to-turnover ratio (1.3) in 2017-18, and All-SEC point guard Chris Chiozza led the conference with 6.2 assists per game and a 3.4 assist-to-turnover ratio.

Under White's guidance, Chiozza set the Florida career record with 571 assists and became the second player in Florida history to dish 200+ assists in a season.

Florida's offensive firepower was undeniable, as five different players combined for 22 individual 20-point performances. The Gators twice hit 17 3-pointers in a game (vs. Gonzaga, at Texas A&M), which tied for the third-most in a game in Florida history. Overall, five of the top 11 single-game 3-point performances in UF history have come during White's tenure.

The Gators put on a memorable show at the PK80 Tournament over Thanksgiving, averaging 101 points over three games, including an epic double-overtime win vs. Gonzaga in which Jalen Hudson scored 35 points and Chiozza became the first Gator in more than 20 years

to record a 25-point, 10-assist performance. Over the three games in Portland, UF shot .486 from the floor and .513 from 3-point range. The Gators climbed to No. 5 in the AP poll following the event, the team's highest rank since Florida finished the 2013-14 regular season at No. 1.

UF opened the season scoring 100+ points in four of the first five games, marking the first time UF ever reached the century mark four times in a five-game span. The Gators also set season-opener school records for most points (116) and most 3-pointers made (15).

For a second straight year, the Gators have three ESPN Top 100 players among their incoming freshman class in 2018.

White returned the Gators to the national conversation in in 2016-17, leading UF to the NCAA Tournament Elite Eight, a 27-9 record and a second-place SEC finish at 14-4. White earned an array of awards, including SEC Coach of the Year and the USBWA and NABC District Coach of the Year. He was also a semifinalist for Naismith Coach of the Year.

In his seven years as a head coach, White has earned conference Coach of the Year honors three times.

White's 48 wins through his first two years rank fourth in SEC history. In posting a six-win improvement over his debut season at UF, White helped the Gators reach 27 wins for just the eighth time in school history.

The Gators posted perhaps the most dominant three-game stretch in program history during the 2016-17 season, downing LSU, Oklahoma and Missouri in succession by at least a 30-point margin. It marked the third time in UF history the Gators won three straight by 30+ but the first time that any such streak included a major conference opponent. Not only were all three wins against power conference foes, but two (LSU, Oklahoma) occurred on the road and marked the first back-to-back 30-point road wins in program history.

Adding in the Gators' 30-point win at North Florida, 2016-17 marked the first season in school history that featured three 30-point road wins.

Florida's win at LSU also featured a record-setting 3-point barrage as UF hit a school-record 19 three-pointers, which included one streak of 10 straight makes. The Gators' 58 first-half points marked the team's most on record vs. an SEC opponent.

The Gators also set an SEC scoring record, posting 114 points in the win at Auburn. In the game, Canyon Barry became the first Gator since Joakim Noah to score 30 points off the bench. Depth was a strength for the Gators all season, as eight different players led UF in scoring during the 2017-18 campaign.

Under White's watch in 2016-17, Barry earned SEC Sixth Man of the Year honors, while KeVaughn Allen (first-team) and Kasey Hill (second-team) earned All-SEC honors.

While leading the Gators to a successful campaign on the floor, White and his staff also put together a 2017 recruiting class rated ninth in the nation by ESPN that includes three top-100 players.

In 2015-16, White matched a program record with 21 wins in his first season as head coach at the University of Florida, leading the Gators to a five-win improvement over the previous season. Among active SEC coaches, 21 wins

### White Timeline

2015-present (4th season)	<b>Florida</b> Head Coach
2011-15 (4 seasons)	<b>Louisiana Tech</b> Head Coach
2004-11 (7 seasons)	<b>Ole Miss</b> Assistant Coach
2000-04 (4 seasons)	<b>Jacksonville State</b> Associate Head Coach 2003-04 (1 season)  Assistant Coach 2000-03 (3 seasons)
1995-99 (4 seasons)	<b>Ole Miss</b> Student-Athlete

matches the second-most in the first season on the job.

The Gators returned to the postseason, reaching the quarterfinals of the NIT, which included a road win at Ohio State, UF's first-ever road win vs. at Big Ten program. White and the Gators also posted the team's first top-10 win in nearly five years with a dominant 88-71 win vs. ninth-ranked West Virginia in the SEC/Big 12 Challenge.

In White's inaugural season on the Florida bench, Dorian Finney-Smith earned second-team All-SEC honors and KeVaughn Allen was named to the SEC All-Freshman team. Finney-Smith became the first Gator since Al Horford in 2006-07 to tally 500 points and 300 rebounds in a season. Allen's 418 points were the most by a UF freshman since Bradley Beal, and his 32 points vs. Florida State were the fifth-highest single-game output by a freshman in Florida history. The Gators also placed five players on the SEC Academic Honor Roll.

White's first Florida recruit, junior college All-American Justin Leon, provided energy and toughness to the Gators' lineup. Leon posted 14 points and nine rebounds in the win vs. LSU. White's first full signing class includes early signees Eric Hester and Dontay Bassett out of Oldsmar Christian and Gorjok Gak out of Victory Rock Prep in Bradenton.

UF hired White as head men's basketball coach on May 7, 2015.

White, the 2014-15 Conference USA Coach of the Year, came to the Gators after leading Louisiana Tech to a 101-40 record (.716) over the past four seasons, including three straight conference championships. Born in Dunedin, Fla., White brings a wealth of SEC experience to the Gators, as a four-year starter at Ole Miss and later an assistant coach for seven seasons under two different head coaches on the Rebels' bench.

"I have an incredible amount of respect for the University of Florida, and I am so excited to be a Gator," White said upon his hire. "Not only is Florida home for me, but the tradition and success that the Gators have built make this an incredible opportunity. I know about the great home court advantage in the O'Connell Center, which is a testament to the fans and the Rowdy Reptiles. There's an unbelievable commitment to excellence athletically and academically at UF, and it starts with the leadership of Dr. Fuchs and Jeremy Foley. I look forward to returning to the SEC where I have a lot of great memories, and I can't wait to create many more alongside The Gator Nation."

"Michael White is someone who came to the top of our list very quickly and he checks all of the boxes we were looking for," Foley said. "He is a winner who has a high level of integrity, plays an up-tempo

### Year-by-Year Coaching Record

Year	School	Overall	League	Postseason
2011-12	Louisiana Tech	18-16 .529	6-8 .429	---
2012-13	Louisiana Tech	27-7 .794	16-2 .889	NIT 2nd Rd. (1-1)
2013-14	Louisiana Tech	29-8 .784	13-3 .813	NIT QF (2-1)
2014-15	Louisiana Tech	27-9 .750	15-3 .833	NIT QF (2-1)
2015-16	Florida	21-15 .583	9-9 .500	NIT QF (2-1)
2016-17	Florida	27-9 .750	14-4 .778	NCAA Elite Eight (3-1)
2017-18	Florida	21-13 .618	11-7 .611	NCAA 2nd Round (1-1)
<b>Florida</b>	<b>3 Years</b>	<b>69-37 .651</b>	<b>34-20 .630</b>	<b>3 postseasons (6-3/4-2 NCAA)</b>
Overall	7 Years	170-77 .688	70-32 .686	6 postseasons (11-6)



# HEAD COACH MIKE WHITE

style of play and has the respect of his peers and the basketball community. He has experience in coaching, recruiting and playing in the Southeastern Conference and has a strong pedigree. He has a certain authenticity with people and is not afraid of challenges."

"Coach White brings with him a distinguished career and an extraordinary record of success," UF President Kent Fuchs said. "I have no doubt he will uphold high standards on and off the court, and am delighted to welcome him to the Gator Nation."

Under White's leadership, the Bulldogs also advanced to the NIT in each of his final three seasons in Ruston, including quarterfinals appearances in 2014 and 2015. In all three NIT appearances, Louisiana Tech posted a road victory over a major-conference opponent, topping Florida State in 2013, Georgia in 2014 and Texas A&M in 2015 on their home floors. White got the job done in friendly confines, as well, as he departed the Bulldogs with a 30-game home winning

streak intact.

At LA Tech, White established a high-energy, fast-paced system that allows players to flourish. In four seasons at LA Tech, the Bulldogs averaged 74.2 points, 7.4 3-pointers made, 14.0 assists, 8.4 steals, 4.9 blocked shots and 16.1 turnovers forced (seventh in the nation during that span).

The Bulldogs' amazing team and individual feats during White's time leading the program are a testament to the style of play that White coaches. In addition to three straight conference championships, he coached the 2015 C-USA Player of the Year, a 2015 AP All-American, two WAC Newcomer of the Year winners, the 2014 C-USA Sixth Man of the Year, multiple All-Defensive Team nods, the 2014 C-USA Defensive Player of the Year and LA Tech's all-time assists record-holder.

Every season under White's watch, multiple players landed on

## Coaching Honors

SEC Coach of the Year	2017
Conference USA Coach of the Year	2015
WAC Coach of the Year	2013
NABC District Coach of the Year	2013, 2017
USBWA District Coach of the Year	2013, 2017
LABC Major College Coach of the Year	2014

all-conference teams, including three – Raheem Appleby, Kenneth "Speedy" Smith and Alex Hamilton – in 2014-15. Smith was also named the 2014-15 Conference USA Player of the Year

In total, four players earned all-conference honors nine times over the course of four seasons. In 141 games as the LA Tech head coach, 11 different players turned in a total of 69 individual 20-point performances, led by Appleby with 29 games scoring 20 or more and topping the 25-point mark 12 times. Appleby, a three-time all-conference selection at LA Tech, concluded his career with 1,770 points scored (13.9 average), sixth on Louisiana Tech's all-time scoring



## White Record vs. Opponents

Alabama	2-2	Nevada	1-2
Alabama-Birmingham	2-2	New Hampshire	1-0
American	1-0	New Mexico State	1-4
Arkansas	5-2	Nicholls State	1-0
Arkansas-Little Rock	3-0	North Carolina A&T	1-0
Auburn	3-0	North Carolina-Greensboro	1-0
Baylor	1-0	North Carolina State	0-1
Belmont	1-0	North Dakota	1-0
Centenary College	1-0	North Florida	3-0
Central Arkansas	2-0	North Texas	1-1
Central Baptist	1-0	Northeastern	1-0
Central Michigan	1-0	Northwestern State	3-1
Charlotte	4-0	Ohio State	1-0
Chattanooga	1-0	Oklahoma	2-0
Cincinnati	1-0	Oklahoma State	2-0
Clemson	0-1	Old Dominion	1-1
Denver	1-1	Portland State	0-1
Duke	0-2	Presbyterian	1-0
East Carolina	0-1	Purdue	0-1
East Tennessee State	1-0	Rice	4-0
Florida Atlantic	2-0	Richmond	1-0
Florida Gulf Coast	2-0	Saint Bonaventure	3-0
Florida International	2-0	Saint Joseph's	1-0
Florida State	1-4	Saint Mary's	0-1
Fresno State	2-0	Samford	1-0
Gardner-Webb	1-0	San Jose State	4-0
George Washington	0-1	Seattle	2-0
Georgia	5-2	Seton Hall	1-0
Georgia State	1-0	South Carolina	2-4
Gonzaga	1-1	Southeast Missouri State	1-0
Hawaii	2-0	Southeastern Louisiana	1-1
Idaho	2-2	Southern	2-0
Iona	1-0	Southern Arkansas	1-0
Illinois-Chicago	1-0	Southern Methodist	0-1
Incamate Word	1-0	Southern Miss	4-3
Jackson State	2-0	Spring Hill	1-0
Jacksonville	1-0	Stanford	1-0
James Madison	1-0	Syracuse	0-1
Kentucky	3-3	Temple	0-2
Little Rock	1-0	Tennessee	1-2
Longwood	1-0	Texas A&M	3-3
Louisiana-Lafayette	0-2	Texas-Arlington	2-1
Louisiana-Monroe	3-0	Texas-El Paso	2-1
LSU	3-1	Texas-San Antonio	5-1
Loyola Chicago	0-1	Texas State	2-0
Marshall	2-0	Texas Tech	0-1
Maryland-Eastern Shore	1-0	Troy	1-0
McNeese State	2-1	Tulane	1-0
Mercer	1-0	Tulsa	1-1
Miami	1-1	Utah State	3-2
Michigan State	0-1	Vanderbilt	1-6
Middle Tennessee	3-0	Vermont	1-0
Ole Miss	3-1	Virginia	1-0
Mississippi College	1-0	West Virginia	1-0
Mississippi State	3-0	Western Kentucky	1-0
Missouri	3-0	Wisconsin	1-0
Morehead State	1-0	Wyoming	0-1
Navy	1-0		



# HEAD COACH MIKE WHITE

list, just ahead of Karl Malone.

Over the course of a four-year career at Louisiana Tech that coincided with White's tenure, point guard Smith totaled a school-record 858 assists and holds the nation's best total over the past four seasons. Smith was also the country's single-season leader with 267 assists in 2014-15 and rated second in the nation in 2013-14 with 278, the Bulldogs' single-season record. Smith tallied 22 games with double-digit assists, including a school-record 15 vs. Central Arkansas in 2012.

White's players have mastered effectively scoring – his team led its conference in points scored three straight seasons – while also valuing possession. Louisiana Tech led Conference USA in assist-to-turnover ratio both seasons since joining the league (2013-14, 2014-15) and were conference leaders in turnover margin three straight seasons. The Bulldogs also led their league in either field goals made or 3-point field goals made all four seasons under White.

This aggressiveness was not confined to the offensive end of the floor, either. The Bulldogs ranked in the top 10 nationally in steals two straight seasons, nabbing 303 (8th) in 2014-15 and 339 (4th) in 2013-14. LA Tech also finished 15th in the country last season with 15.6 turnovers forced per game and eighth in 2012-13, causing 17.4 per game.

But White also got the job done in the one stat that matters most – wins and losses. In its first two seasons after joining the C-USA in 2013, Louisiana Tech had the league's best record, both in conference play (28-6; .824) and overall (56-17, .767). He led the Bulldogs to 16 wins vs. RPI Top-100 teams, with LA Tech finishing 54th or better in the RPI rankings each of the past four seasons.

Making his head coaching debut at age 35 in 2011-12, White took one of the youngest rosters in the nation to its first Western Athletic Conference Tournament final in program history, upsetting both Utah State and top-seeded Nevada along the way. The Bulldogs finished 18-16, a six-game improvement over the previous season, while Appleby earned the first of his three career all-conference nods and Trevor Gaskins

also earned all-WAC recognition. Appleby's 446 points that season also rated fifth-most all-time by a LA Tech freshman.

During his second season in the bench, the Bulldogs reeled off a program-record 18-game winning streak and appeared in the Associated Press Top 25 rankings for the first time in 28 years. The Bulldogs saw an 11-win improvement in White's second season, finishing 27-7 overall, and a 12-win bump in conference action as a 16-2 mark earned the Bulldogs a WAC co-championship. The 16 conference wins also set a school record, and White was named the Don Haskins WAC Coach of the Year, the United States Basketball Writers Association District VII Coach of the Year and NABC District 6 Coach of the Year, while Appleby and Smith both landed All-WAC honors.

In 2013-14, Louisiana Tech moved into Conference USA, but White's squad did not miss a beat as the Bulldogs matched the program record with 29 victories, including an eight-game road winning streak, finishing 29-8 and 13-3 in C-USA action to share the league crown. LA Tech averaged 81.0 points per game and finished in the top six nationally in scoring margin (third), steals per game (fifth) and turnover margin (sixth), while also landing in the top 20 in scoring offense (t-12th) and assists per game (17th). After one of the greatest seasons in program history, White was named the Louisiana Association of Basketball Coaches (LABC) Major College Coach of the Year, while Smith and Hamilton both earned All-Conference USA recognition.

The team's 27-9 effort in his final season at LA Tech also produced a 15-3 conference record as the Bulldogs won the regular season C-USA championship by a two-game margin. LA Tech, whose 2014-15 roster included five players from the state of Florida, sported a perfect 17-0 record on its home court. In conference play, the Bulldogs' 158 steals were 31 more than the second-ranked team's total. The Bulldogs were well-honored for their efforts with three players – Smith, Appleby and Hamilton – earning all-conference recognition, the most Bulldogs to receive the honor since the 1991-92 season.

While he was at LA Tech, ESPN's Jay Bilas noted that White is one of the nation's best young coaches: "White is a superstar and has done a remarkable job at Louisiana Tech. He has this in his blood."

Prior to getting his first head coaching job at Louisiana Tech, White spent seven seasons from 2004-11 on the Ole Miss coaching staff where he developed a reputation as one of the top assistant coaches in the country. After two seasons coaching under Rod Barnes, White was retained when Andy Kennedy took over the program in 2006. In White's five seasons working in Oxford under Kennedy, they helped lead the Rebels to 20 wins and an NIT berth four times, including two runs to the NIT Final Four, and SEC West titles in 2007 and 2010. In addition to recruiting responsibilities, White also worked closely with the Rebel guards. While White was on staff, Terrico White earned the 2009 SEC Freshman of the Year award and Freshman All-America accolades in 2009.

Prior to his stint on the Ole Miss staff, White spent four years at Jacksonville State from 2000-04, three as an assistant coach and the final season as associate head coach. During his time at the school, Jacksonville State posted the only 20-win season in its Division I history and recorded the program's first-ever win in an Atlantic Sun conference tournament game.

Though born in Dunedin, White lived all over the country before his family settled in New Orleans where he played high school basketball at Jesuit High School. He signed with Ole Miss, where he was a four-year starter at point guard for the Rebels in the late 1990s.

As a four-year starter for the Rebels from 1995-99, White helped lead Ole Miss to consecutive SEC West Division titles in 1997 and 1998, three straight NCAA Tournament berths from 1997-99 and the program's first ever NCAA Tournament win, topping Villanova in the first round in 1999. He was a two-time SEC Academic Honor Roll selection and a member of the 1999 SEC Good Works Team.

After being invited to the Utah Jazz's summer training camp following his college career, White spent the 1999-2000 season playing professionally for the IBL's New Mexico Slam and in England before returning to Ole Miss in the spring of 2000 to complete his B.A. in business.

White's passion for and knowledge of college basketball came naturally, growing up around the game as his father, Kevin White, served as athletic director at Notre Dame, Arizona State, Tulane and Maine. Kevin is currently the athletic director at Duke. Mike's younger brother, Danny, played basketball at Towson and Notre Dame and is now the athletic director at UCF, and youngest brother Brian is the athletic director at Florida Atlantic. His sister, Mariah, is an assistant AD at SMU.

He is married to the former Kira Zschau, an all-SEC volleyball player at Ole Miss, who also has a law degree from the university. The couple has two daughters, Rylee and Maggie, twin boys, Collin and Keegan, and a son, Dillon.





# HEAD COACH MIKE WHITE



## NOTABLES UNDER WHITE

### White's Wins vs. Ranked Teams

Jan. 30, 2016	#9 West Virginia	W	88-71
Feb. 4, 2017	#8 Kentucky	W	88-66
March 18, 2017	vs. #24 Virginia (NCAA, Orlando)	W	65-39
March 24, 2017	vs. #25 Wisconsin (NCAA, New York)	W/OT	84-83
Nov. 24, 2017	vs. #17 Gonzaga (Portland)	W/2OT	111-105
Dec. 9, 2017	vs. #17 Cincinnati (Newark)	W	66-60
Jan. 2, 2018	at #11 Texas A&M	W	83-66
Jan. 20, 2018	at #18 Kentucky	W	66-64
Feb. 24, 2018	#12 Auburn	W	72-66
March 3, 2018	#23 Kentucky	W	80-67

### Dropping Dimes

White has now coached two of Florida's three all-time assists leaders, helping guide Chris Chiozza to becoming the Gators' all-time assists leader with 571 and coaching Kasey Hill, who ranks third with 530, for two years.

During Chiozza's senior season, he joined Nick Calathes as the only Gators to dish out 200 assists in a season, finishing with 208 in the 2017-18 campaign.

### Player Recognitions under White

Below is a look at all the player awards Florida's players have accumulated playing under White, in addition to six players who secured all-conference honors at Louisiana Tech. In addition to the many on-court awards, the Gators had eight players earn academic recognition from the SEC in 2017-18.

#### KeVaughn Allen

2017 All-SEC (1st team coaches, 2nd team AP); 2017 NCAA Tournament All-East Regional Team; 2016 SEC All-Freshman Team

#### Canyon Barry

2017 SEC Sixth Man of the Year; 2017 CoSIDA Academic All-America of the Year

#### Chris Chiozza

2018 All-SEC (1st team coaches, 2nd team AP); 2018 SEC All-Defensive Team; 2017 NCAA Tournament All-East Regional Team; 2017 SEC Community Service Team

#### Dorian Finney-Smith

2016 All-SEC (2nd team coaches, 3rd team AP)

#### Kevarrius Hayes

2018 SEC Community Service Team

#### Kasey Hill

2017 All-SEC (2nd team coaches); 2017 SEC All-Defensive Team

#### DeVon Walker

2016 SEC Community Service Team



# HEAD COACH MIKE WHITE

## Record by Month

	LT	UF	Overall
November	19-7	16-3	35-10
December	20-10	11-8	31-18
January	24-7	18-8	42-15
February	23-6	14-10	37-16
March	15-10	10-8	25-18
<b>Totals</b>	<b>101-40</b>	<b>69-37</b>	<b>170-77</b>

## Record by Day

	LT	UF	Overall
Sunday	6-3	4-4	10-7
Monday	7-2	3-1	10-3
Tuesday	8-2	13-8	21-10
Wednesday	9-6	9-7	18-13
Thursday	29-9	9-0	38-9
Friday	7-3	7-4	14-7
Saturday	35-15	24-13	59-28
<b>Totals</b>	<b>101-40</b>	<b>69-37</b>	<b>170-77</b>

## Record by Points Scored

	LT	UF	Overall
40-49	0-1	0-0	0-1
50-59	8-8	3-8	11-16
60-69	17-19	7-14	24-33
70-79	38-8	23-13	61-21
80-89	24-4	24-1	48-5
90-99	9-0	5-1	14-1
100-109	3-0	6-0	9-0
110-119	1-0	1-0	2-0
120-129	1-0	0-0	1-0
<b>Totals</b>	<b>101-40</b>	<b>69-37</b>	<b>170-77</b>

## Record by Points Allowed

	LT	UF	Overall
49 or fewer	15-0	4-0	19-0
50-59	25-0	12-2	37-2
60-69	32-6	32-8	64-14
70-79	24-21	16-15	40-36
80-89	3-11	3-11	6-22
90-99	2-2	1-1	3-3
100+	0-0	1-0	1-0
<b>Totals</b>	<b>101-40</b>	<b>69-37</b>	<b>170-77</b>

## UF Game Superlatives Under White

Category		Florida	Opponent
First-Half Points	High	58	2x, last vs. Stanford (11/23/17)
	Low	18	at Tennessee (2/21/18)
Second-Half Points	High	64	at Auburn (2/14/17)
	Low	17	ALABAMA (2/3/18)
Total Points	High	116	GARDNER-WEBB (11/13/17)
	Low	50	ALABAMA (2/3/18)
Field Goals Made	High	42	NORTH FLORIDA (11/16/17)
	Low	18	2x, last NEW HAMPSHIRE (11/19/17)
Field Goal Attempts	High	79	NORTH FLORIDA (11/16/17)
	Low	49	3x, last WEST VIRGINIA (1/30/16)
Field Goal Percentage	High	.596	34-57, LITTLE ROCK (12/21/16)
	Low	.286	18-63, ALABAMA (2/13/16)
3-Point FG Made	High	19	at LSU (1/25/17)
	Low	0	at South Carolina (1/18/17)
3-Point FG Attempts	High	36	2x, last INCARNATE WORD (12/22/17)
	Low	9	vs. Miami (11/27/16)
3-Point FG Percentage	High	.682	15-22, vs. Stanford (11/23/17)
	Low	.000	0-17, at South Carolina (1/18/17)
Free Throws Made	High	37	at Auburn (2/14/17)
	Low	0	at Texas A&M (1/2/18)
Free Throw Attempts	High	42	2x, last at Auburn (2/14/17)
	Low	1	at Texas A&M (1/2/18)
Free Throw Percentage	High	.929	13-14, vs. South Carolina (3/26/17)
	Low	.000	0-1, at Texas A&M (1/2/18)
Offensive Rebounds	High	23	ALABAMA (2/13/16)
	Low	3	BAYLOR (1/27/18)
Defensive Rebounds	High	40	RICHMOND (12/1/15)
	Low	16	3x, last at Vanderbilt (2/17/18)
Total Rebounds	High	57	RICHMOND (12/1/15)
	Low	25	ALABAMA (2/3/18)
Assists	High	26	GARDNER-WEBB (11/13/17)
	Low	3	NEW HAMPSHIRE (11/19/17)
Blocked Shots	High	11	2x, last vs. Miami (11/27/16)
	Low	1	7x, last vs. Virginia (3/18/17)
Steals	High	15	INCARNATE WORD (12/22/17)
	Low	1	2x, last at Georgia (1/30/18)
Turnovers	High	19	at Navy (11/13/15)
	Low	3	at Vanderbilt (2/17/18)
Personal Fouls	High	28	at Auburn (2/14/17)
	Low	10	2x, last vs. Virginia (3/18/17)
Largest Scoring Margin	Home	50	104-54, NORTH CAROLINA A&T (11/16/15)
	Away	35	106-71, at LSU (1/25/17)
	Neutral	41	87-46, vs. Charlotte (12/17/16)

## Mike White Career Playing Stats (Ole Miss)

Year	GP	GS	Min	Avg	Total			3-Point			F-Throw			Rebounds				PF	FO	Ast	TO	Blk	Stl	Pts	Avg
					FG	FGA	Pct	FG	FGA	Pct	FT	FTA	Pct	Off	Def	Tot	Avg								
1995-96	27	20	593	22.0	41	112	.366	15	41	.366	50	69	.725	9	40	49	1.8	57	2	88	65	3	21	147	5.4
1996-97	29	28	724	25.0	40	114	.351	10	43	.233	37	59	.627	5	48	98	1.8	79	2	98	61	1	26	127	4.4
1997-98	29	29	696	24.0	48	99	.485	28	59	.475	34	44	.773	6	52	58	2.0	77	1	87	64	1	20	158	5.4
1998-99	32	32	722	22.6	50	119	.420	23	68	.338	42	64	.656	9	53	62	1.9	72	2	97	60	2	31	165	5.2
<b>Totals</b>	<b>117</b>	<b>109</b>	<b>2735</b>	<b>23.4</b>	<b>179</b>	<b>444</b>	<b>.403</b>	<b>76</b>	<b>211</b>	<b>.360</b>	<b>163</b>	<b>236</b>	<b>.691</b>	<b>29</b>	<b>193</b>	<b>222</b>	<b>1.9</b>	<b>258</b>	<b>7</b>	<b>370</b>	<b>250</b>	<b>7</b>	<b>98</b>	<b>597</b>	<b>5.1</b>



## COACHING STAFF



Al Pinkins joined Florida's coaching staff on May 11, 2018, hired as associate head coach by Mike White. Pinkins brings 15 years of collegiate coaching experience, including five in the Southeastern Conference, to Gainesville.

"We're really excited about the opportunity to bring Al to Florida," White said. "I've known Al for many years, and his high-level coaching experience and familiarity with the SEC make him a great addition to our coaching staff. He does great work in all phases of the job, but has a particularly strong track record of developing big men.

"My family and I are thrilled to become a part of Gator Nation," Pinkins said. "I've been to Gainesville many times as an opposing coach. I look forward to having the Rowdy Reptiles and the rest of the University of Florida's great fans on my side now. This opportunity for me and my family comes after two wonderful and successful seasons spent in Lubbock at Texas Tech. We will always be grateful to Coach Chris Beard, [Texas Tech athletic director] Kirby Hocutt and our Red Raider family for our time spent there.

"Recently, I had the chance to revisit some discussions I had with Coach White when his staff first had an opening. It became clear that the University of Florida is a special place and a program my family and I want to be a part of. I'm ready to get to work. Go Gators!"

## AL PINKINS

Associate Head Coach | 1st Season | N.C. State, 1998  
Camilla, Ga. | Hired May 11, 2018

Most recently, Pinkins spent the past two seasons at Texas Tech where he helped the Red Raiders reach the Elite Eight in the 2018 NCAA Tournament, including a second-round win vs. Florida. Over the course of those two seasons, Texas Tech picked up 11 wins vs. ranked opponents.

The Red Raiders collected a pair of victories over Associated Press Top 10 opponents during the 2016-17 season in No. 4 Baylor and No. 7 West Virginia for the first time since 2007-08. Keenan Evans and Zach Smith garnered All-Big 12 Preseason honors in 2017-18, the first pair of Texas Tech teammates to accomplish the feat dating back to 2010-11.

In his only season at LSU, Pinkins worked with Ben Simmons, the NBA's top overall draft pick in 2016. Simmons was the consensus 2016 National Freshman of the Year and rated among the SEC's top five in points (19.2), rebounds (11.8), assists (4.8) and steals (2.0) per game.

Pinkins worked with a young and undersized Tennessee front line in 2014-15 as the Vols posted a positive rebounding margin fueled by a second place finish in defensive rebounds and fourth place finish in offensive rebounds.

During his time at Ole Miss, Pinkins coached the program's all-time leading rebounder in Murphy Holloway and the program's all-time leading shot blocker in Reginald Buckner. Holloway came away with an All-SEC First-Team selection, while Buckner tucked away SEC All-Defensive Team honors in 2013. The Rebels secured the 2013 SEC Tournament title, a NCAA Tournament berth and matched a program single-season record with 27 victories.

Pinkins joined the Ole Miss staff in 2011 just before White left the Rebels to take the head coach job at Louisiana Tech, with the two overlapping in Oxford very briefly.

Pinkins' first collegiate coaching opportunity came at Middle Tennessee State from 2003-11. He was involved in all aspects of the Blue Raiders program, highlighted by recruiting throughout the South and the development of MTSU's post players. The 2010 MTSU team advanced to postseason play in the CollegenInsider.com event.

Pinkins began his playing career as a standout prep performer at Mitchell-Baker High School in Camilla, Georgia. He helped lead his team to consecutive state championships during the 1989-90 and 1990-91 seasons. Pinkins also quarterbacked the MBHS football team to the 1990 Georgia state championship.

Pinkins started his collegiate playing career at Chipola Junior College in Florida from 1993-95 where he averaged 17.5 points and 8.0 rebounds per game over his two seasons. He transferred to North Carolina State after his sophomore season. Pinkins secured 9.5 points and 7.0 rebounds per game. The 1997 NC State squad advanced to the NIT Second Round.

Pinkins played professionally with Team Baleno in Zaragoza, Spain. He posted 22 points and nine rebounds per game in 1998. He also played for the Raleigh (N.C.) Cougars in the United States Basketball League (USBL) in 1998 and for Minot (N.D.) in the International Basketball Association (IBA) where he captured Most Valuable Player honors.

Following his IBA stint, Pinkins played overseas and picked up 29 points and 11 rebounds per game in the Qatar Basketball Association along with an 11-point, 8-rebound averages in the Chinese Basketball Association.

Pinkins earned his bachelor's degree in sociology from NC State in 1998. He and his wife, Kara, have three sons: Patton, Pryce and Penn.

### Pinkins Timeline

2018-present (1st season)	<b>Florida</b> Associate Head Coach
2016-18 (2 seasons)	<b>Texas Tech</b> Assistant Coach
2015-16 (1 season)	<b>LSU</b> Assistant Coach
2014-15 (1 season)	<b>Tennessee</b> Asst. Coach/Recruiting Coord.
2011-14 (3 seasons)	<b>Ole Miss</b> Asst. Coach/Recruiting Coord.
2003-11 (8 seasons)	<b>Middle Tennessee</b> Assistant Coach
1995-97 (2 seasons)	<b>N.C. State</b> Student-Athlete
1993-95 (2 seasons)	<b>Chipola Junior College</b> Student-Athlete



## COACHING STAFF



# JORDAN MINCY

Assistant Coach | 4th Season | Kent State, 2009  
Memphis, Tenn. | Hired May 7, 2015

Jordan Mincy enters his fourth season with the Gators in 2018-19, helping lead the Gators to a 69-37 record over his first three seasons in Gainesville, including three straight 20-win seasons and two consecutive NCAA Tournament bids.

Mincy has also helped the Gators put together two straight signing classes that include three ESPN 100 players.

During the 2017-18 campaign, the Gators put together one of the nation's top collections of victories and advanced to the second round of the NCAA Tournament. UF's six wins vs. top-25 teams during the regular season tied for most in the country, and its 10 RPI Quadrant 1 victories ranked second nationally. Florida posted a third-place SEC finish in a season that was widely regarded as one of the strongest, if not the strongest, in the conference's history as eight SEC teams earned NCAA bids.

The Gators' 34 regular season SEC wins over the past three seasons rank second-most in the league.

Florida led the SEC in turnover margin (+4.0) and assist-to-turnover ratio (1.3) in 2017-18, and All-SEC point guard Chris Chiozza led the conference with 6.2 assists per game and a 3.4 assist-to-turnover ratio. Chiozza set the Florida career record with 571 assists and became the second player in Florida history to dish 200+ assists in a season.

Florida's offensive firepower was undeniable, as five different players combined for 22 individual 20-point performances. The Gators twice

hit 17 3-pointers in a game (vs. Gonzaga, at Texas A&M), which tied for the third-most in a game in Florida history. Overall, five of the top 11 single-game 3-point performances in UF history came during May's time on the bench.

The Gators put on a memorable show at the PK80 Tournament over Thanksgiving, averaging 101 points over three games, including an epic double-overtime win vs. Gonzaga in which Jalen Hudson scored 35 points and Chiozza became the first Gator in more than 20 years to record a 25-point, 10-assist performance. Over the three games in Portland, UF shot .486 from the floor and .513 from 3-point range. The Gators climbed to No. 5 in the AP poll following the event, the team's highest rank since Florida finished the 2013-14 regular season at No. 1.

UF opened the season scoring 100+ points in four of the first five games, marking the first time UF ever reached the century mark four times in a five-game span. The Gators also set season-opener school records for most points (116) and most 3-pointers made (15).

In 2016-17, Florida earned a 27-9 record and reached the Elite Eight of the NCAA Tournament. The Gators finished second in the SEC with a 14-4 record, matching the second-most conference wins in team history. Florida climbed as high as 12th nationally in both the AP and coaches polls and hit No. 3 in RPI and KenPom rankings.

The Gators boasted an All-SEC first-teamer in KeVaughn Allen, as well as SEC Sixth Man of the Year Canyon Barry and second-team All-SEC and All-Defensive Team honoree Kasey Hill. During the 2016-17 season, the Gators posted a top-10 season in school history in nine different categories including points and blocked shots.

The Gators went 21-15 in Mincy's first season with the team, reaching the quarterfinals of the NIT. UF posted the first top-10 win in nearly five years, defeating ninth-ranked West Virginia. Dorian Finney-Smith earned All-SEC honors and posted an SEC All-Freshman season.

At Florida, Mincy has coached a pair of eventual NBA players in Finney-Smith, who appeared in 81 games and started 35 games with the Dallas Mavericks as a rookie free agent, and Devin Robinson, who signed a two-way contract with the Washington Wizards, eventually earning his way to the NBA club.

Mincy joined Mike White's initial coaching staff at Florida, coming to UF after one season at Louisiana Tech on White's staff. In his seven years as an assistant coach, Mincy's teams have put together a 172-75 record (.696).

In 2014-15, Mincy's first season on the bench for LA Tech, the team produced a 27-9 record and a 15-3 conference mark as the Bulldogs won the regular season C-USA championship by a two-game margin. LA Tech also sported a perfect 17-0 record on its home court. In conference play, the Bulldogs' 158 steals were 31 more than the second-ranked team's total. The Bulldogs were well-honored for their efforts with three players – Kenneth Smith, Raheem Appleby and Alex Hamilton – earning all-conference recognition, the most Bulldogs to receive the honor since the 1991-92 season.

As part of the Rockets coaching staff, Mincy's duties included scouting reports, recruiting and mentoring student-athletes. He also coordinated all team community service events. On the basketball floor, he was instrumental in player development for the guards and wings having been a former collegiate point guard in his own right. He worked with guard Julius Brown who averaged a team-high 14.9 points per game and a Mid-American Conference-best 6.0 assists per game en route to being a first team All-MAC honoree and a finalist for the Lou Henson Award which is given to the nation's top mid-major

player.

As a team, he helped Toledo put together a record-setting season similar to LA Tech in 2013-14. The Rockets captured a share of the conference regular season title before falling in the MAC Tournament title game. The year concluded with a school-record 27 victories and an appearance in the NIT, as Toledo also set school records for most points, free throws made and free throws attempted.

At the College of Charleston, Mincy worked under Doug Wojcik in helping the Cougars post a 24-11 mark in 2012-13 while advancing to the Southern Conference championship game and making an appearance in the College Basketball Invitational. The highlight of the season came in a road victory over No. 21 Baylor.

Prior to joining the Cougars staff, he worked with Geno Ford and Rob Senderoff at Kent State. In his first season at KSU in 2010-11, Mincy helped oversee the development of MAC Defensive Player of the Year Michael Porrini, MAC Sixth-Man of the Year Carlton Guyton and MAC second-team honoree Rodriguez Sherman.

The Golden Flashes ended up with a 25-win season while becoming the first MAC team in 21 years, and just the second in 48 years, to win back-to-back outright regular season titles. Mincy assisted in leading a team that featured just one senior and 10 newcomers to the NIT quarterfinals by upsetting Saint Mary's and Fairfield on the road.

KSU followed that saw up with a 21-12 overall record in 2011-12 and a spot in the Collegiansider.com Invitational.

Mincy spent the 2009-10 season working on staff with South Carolina before returning to the Kent State program where he spent his playing career.

As a four-year letterwinner at Kent State (2005-09), Mincy's 135 games played were more than anyone in MAC history at the time of his graduation. An instrumental leader on the floor, he led the team to 93 wins and two NCAA Tournament appearances. As a tremendous basketball distributor, he ranks seventh all-time on the school's career assists list, and Mincy also carried a reputation as one of the league's best defenders.

Mincy earned his bachelor's degree from KSU in business marketing.

A native of Memphis, Tenn., Mincy is one of three siblings in his family to play college basketball. He led Ridgeway HS to the Tennessee Class 3A state championship in 2005.

He is a member of Kent State's Gamma Tau chapter of Kappa Alpha Psi Fraternity, Inc., and is married to the former LaTisha Carr.

### Mincy Timeline

2015-present (4th season)	<b>Florida</b> Assistant Coach
2014-15 (1 season)	<b>Louisiana Tech</b> Assistant Coach
2013-14 (1 season)	<b>Toledo</b> Assistant Coach
2012-13 (1 season)	<b>College of Charleston</b> Assistant Coach
2010-12 (2 seasons)	<b>Kent State</b> Assistant Coach
2009-10 (1 season)	<b>South Carolina</b> Graduate Staff Assistant
2005-09 (4 seasons)	<b>Kent State</b> Student-Athlete

## COACHING STAFF



# DARRIS NICHOLS

Assistant Coach | 4th Season | West Virginia, 2008  
Radford, Va. | Hired May 7, 2015

Darris Nichols enters his fourth season with the Gators in 2018-19, helping lead the Gators to a 69-37 record over his first three seasons in Gainesville, including three straight 20-win seasons and two consecutive NCAA Tournament bids.

Nichols has also helped the Gators put together two straight signing classes that include three ESPN 100 players.

During the 2017-18 campaign, the Gators put together one of the nation's top collections of victories and advanced to the second round of the NCAA Tournament. UF's six wins vs. top-25 teams during the regular season tied for most in the country, and its 10 RPI Quadrant 1 victories ranked second nationally. Florida posted a third-place SEC finish in a season that was widely regarded as one of the strongest, if not the strongest, in the conference's history as eight SEC teams earned NCAA bids.

The Gators' 34 regular season SEC wins over the past three seasons rank second-most in the league.

Florida led the SEC in turnover margin (+4.0) and assist-to-turnover ratio (1.3) in 2017-18, and All-SEC point guard Chris Chiozza led the conference with 6.2 assists per game and a 3.4 assist-to-turnover ratio. Chiozza set the Florida career record with 571 assists and became the second player in Florida history to dish 200+ assists in a season.

Florida's offensive firepower was undeniable, as five different players combined for 22 individual 20-point performances. The Gators twice hit 17 3-pointers in a game (vs. Gonzaga, at Texas A&M), which tied for the third-most in a game in Florida history. Overall, five of the top 11 single-game 3-point performances in UF history have come during

### Nichols Timeline

2015-present (4th season)	<b>Florida</b> Assistant Coach
2014-15 (1 season)	<b>Louisiana Tech</b> Assistant Coach
2013-14 (1 season)	<b>Wofford</b> Assistant Coach
2011-13 (2 seasons)	<b>Northern Kentucky</b> Assistant Coach
2010-11 (1 season)	<b>West Virginia</b> Graduate Staff Assistant
2004-08 (4 seasons)	<b>West Virginia</b> Student-Athlete

Nichols' time on the bench.

The Gators put on a memorable show at the PK80 Tournament over Thanksgiving, averaging 101 points over three games, including an epic double-overtime win vs. Gonzaga in which Jalen Hudson scored 35 points and Chiozza became the first Gator in more than 20 years to record a 25-point, 10-assist performance. Over the three games in Portland, UF shot .486 from the floor and .513 from 3-point range. The Gators climbed to No. 5 in the AP poll following the event, the team's highest rank since Florida finished the 2013-14 regular season at No. 1.

UF opened the season scoring 100+ points in four of the first five games, marking the first time UF ever reached the century mark four times in a five-game span. The Gators also set season-opener school records for most points (116) and most 3-pointers made (15).

In 2016-17, Florida earned a 27-9 record and reached the Elite Eight of the NCAA Tournament. The Gators finished second in the SEC with a 14-4 record, matching the second-most conference wins in team history. Florida climbed as high as 12th nationally in both the AP and coaches polls and hit No. 3 in RPI and KenPom rankings.

The Gators boasted an All-SEC first-teamer in KeVaughn Allen, as well as SEC Sixth Man of the Year Canyon Barry and second-team All-SEC and All-Defensive Team honoree Kasey Hill. During the 2016-17 season, the Gators posted a top-10 season in school history in nine different categories including points and blocked shots.

The Gators went 21-15 in Nichols' first season with the team, reaching the quarterfinals of the NIT. UF posted the first top-10 win in nearly five years, defeating ninth-ranked West Virginia. Dorian Finney-Smith earned All-SEC honors and posted an SEC All-Freshman season.

At Florida, Nichols has coached a pair of eventual NBA players in Finney-Smith, who appeared in 81 games and started 35 games with the Dallas Mavericks as a rookie free agent, and Devin Robinson, who signed a two-way contract with the Washington Wizards, eventually earning his way to the NBA club.

During his six seasons as an assistant coach, Nichols' teams have a combined 150-82 record (.647).

A four-year letterwinner at West Virginia under Bob Huggins and John Beilein, Nichols helped the Mountaineers to a 26-11 record and a trip to the 2008 NCAA Sweet 16 his senior season.

Nichols joined White's staff in 2014 and helped guide Louisiana Tech to the 2015 Conference USA championship as guard Kenneth "Speedy" Smith garnered C-USA Player of the Year and AP All-American honors. The Bulldogs went 27-9 on the season and advanced to the NIT quarterfinals. The 2014-15 season also produced a 15-3 conference mark and a perfect 17-0 home record. Three players – Kenneth Smith, Raheem Appleby and Alex Hamilton – earned all-conference recognition, the most Bulldogs to receive the honor since the 1991-92 season.

In one season at Wofford, Nichols helped guide the Terriers, who were picked to finish sixth in the league by the coaches, to a 20-win season and a Southern Conference Tournament championship, earning an automatic bid to the NCAA Tournament. In that NCAA Tournament game, Nichols was on the opposite bench from his former head coach, as Beilein's Michigan team topped the 15-seed Wofford. The Terriers finished 20-13, including 11-5 on the SoCon.

Throughout the season, he helped develop freshman Eric Garcia who was selected to the All-Rookie team and led the conference in assist-turnover ratio. As a whole, the Terriers led the SoCon in assist-turnover ratio, field goal percentage defense and 3-point field

goal percentage.

Prior to joining Wofford, he spent two seasons as an assistant coach at Northern Kentucky where he helped transition the Norse from Division II to Division I.

In 2012-13, Nichols was the defensive coordinator and the squad ranked second in the Atlantic Sun in scoring defense, while also being two wins shy of tying the record for most ever by a Division I transitional team. In the process, Nichols developed Eshaunte Jones who was named Atlantic Sun all-conference first team. The team finished with an 11-16 mark, including 9-9 in the A-Sun.

In his first year at Northern Kentucky, the team went 23-7, tying the school record for best start in school history (13-0) along the way, and participated in the Division II Tournament. The guards, coached by Nichols, led the GLVC conference in 3-point field goal percentage and 3-point field goals made.

Nichols, a native of Radford, Va., shined as a player in the Big East. He scored 993 career points and dished 399 assists while shooting at a .375 clip from 3-point range. He averaged 10.7 points per game as well as 3.2 assists per game as a senior on the way to WVU's Sweet 16 run. He was also a member of the 2007 NIT Championship, 2006 Sweet 16 and 2005 Elite Eight teams and finished his collegiate career as a top five most winningest player in Mountaineer history.

As a junior in 2007, Nichols dished out 4.6 assists per contest and averaged 10.9 points per game as WVU posted a 27-9 record. He led the Big East in assist-to-turnover ratio and was named to the NIT All-Tournament Team. The team reached the NIT final thanks to Nichols' game-winning 3-pointer in the semifinals versus Mississippi State.

Nichols was also twice a recipient of the Big East Academic All-Star and Sportsmanship Award and earned the 2008 Fred Schaus Captain Award for WVU intercollegiate athletics.

After graduation, he played professionally overseas with Atoeromu SE Paks of the Hungarian League's A Division. He returned to his alma mater for one season, working with the basketball staff throughout the season and coordinating summer basketball camps.

Nichols earned his bachelor's degree from WVU in sociology and is married to the former Courtney McKinney.




## SUPPORT STAFF



# DAVE WERNER

Assistant AD, Sports Health | 15th Season/25th Season at UF  
Eastern Kentucky, 1991 | Versailles, Ind.



Dave "Duke" Werner, Assistant Athletic Director for Sports Health, enters his 15th year as the University of Florida men's basketball Athletic Trainer and his 25th year with Gator athletics, having spent his first 10 years in Gainesville working with the UF baseball program. Werner is responsible for student-athletes' daily care, as well as injury prevention and rehabilitation in the basketball program. He joined the Florida athletic training staff in June 1994.

Werner has made a tremendous impact on the Gator basketball program, and his planning is instrumental to helping the team make it through the grind of a season in good health. He has provided care to 11 future NBA draft picks, including six first-round selections. His alma mater, Eastern Kentucky, named him the 2013 Department of Exercise and Sport Sciences Alumnus of the Year.

For the Gators' 2013-14 Final Four season, which included the historic 30-game winning streak, Florida had a usual starter miss just two games due to injury, with Michael Frazier II, Will Yeguete and Patric Young all playing 39 games. Yeguete, who missed time with injury his sophomore and junior years, started all 39 games of his senior campaign. Young finished his career with 150 appearances, never missing a single game.

During the 2012-13 season, five of Florida's regular eight-man rotation missed time due to various injuries, but Werner's care helped three of those players miss just one game. In addition, Werner's rehab work with Will Yeguete allowed the power forward to return from early-February arthroscopic knee surgery in time to participate in the postseason.

Only one game was missed in 2005-06 due to injury, despite significant injuries to both Lee Humphrey and Corey Brewer, due to Werner's relentless rehabilitation. In 2006-07 Werner played an instrumental role in rehabbing Al Horford who sprained his ankle on Dec. 10 and returned just over two weeks later in time for a showdown with Ohio State. In 2007-08, the Gators had the same starting lineup for 35 of 36 games.

The Versailles, Ind., native has earned three gold medals as an Athletic Trainer with USA Basketball, at the 2013 U19 FIBA World Championships and the 2012 and 2014 U18 FIBA Americas.

Werner brought to Florida an extensive background in professional sports after spending time in both the National Football League and minor league baseball. Prior to joining the Gator staff, he held a six-month Assistant Athletic Trainer position for the NFL's Tampa Bay Buccaneers during the 1993 NFL season and served a four-year stint in the Baltimore Orioles minor league organization from 1988-91. As the head Athletic Trainer for the Orioles entries in the Gulf Coast League, Appalachian League and New York-Penn League during the span,

Werner's baseball background translates into top-notch, experienced treatment and care for the Gator players.

As the Florida baseball Athletic Trainer, Werner was responsible for the training duties over 40 future professional players. Werner also watched and helped 12 former Gators make their way through minor league baseball into Major League uniforms.

A 1991 graduate of Eastern Kentucky, he earned a degree in athletic training, as well as a teaching certificate for grades 7 through 12 in physical education and health. Werner continued his education at the University of Louisville, earning a master's degree in sports administration in 1993. While at Louisville, he served as a Graduate Assistant

Athletic Trainer for the Louisville athletic program and worked specifically with the Cardinal basketball, swimming and soccer programs.

Werner is a member of the National Athletic Trainers' Association, the Southeast Athletic Trainers' Association and the Athletic Trainers' Association of Florida. A graduate of South Ripley High School, Werner enjoys fishing and body surfing.

He is married to the former Gwen Strayhorn, and they reside in Gainesville. The couple are the parents of two daughters, Makayla and Catherine, and one son, Colton.

## SUPPORT STAFF



# PRESTON GREENE

Strength & Conditioning Coordinator | 8th Season  
Clemson, 1999 | Peachtree City, Ga.

Preston Greene enters his eighth season as Strength and Conditioning Coordinator at Florida after being hired on August 23, 2011. Greene is one of the most respected thinkers and practitioners in his field and has been instrumental in raising the level of Florida basketball players under two head coaches.

In his seven seasons at Florida, he has helped the team earn a 176-76 record, win the 2013 and 2014 SEC championships, the 2014 SEC Tournament, earn five NCAA Tournament berths, make four Elite Eights and reach the 2014 Final Four. Greene has trained Bradley Beal, the third-overall 2012 NBA draft pick by Washington, 2013 Chicago Bulls draft pick Erik Murphy, as well as future NBA players Dorian Finney-Smith and Devin Robinson.

During the Summer of 2015, the weight room in Florida's basketball complex underwent a \$1 million upgrade, for which Greene spearheaded the UAA's design input. The renovation doubled the size of the weight room to 3,000 square feet and added a fueling station and office spaces, enabling Greene and his staff to continue expanding and innovating their training options for the team.

Greene came to the Gators after a two-year stint from 2009-11 as an Assistant Strength and Conditioning Coach with Clemson men's basketball. During his time at Clemson, the Tigers posted a combined record of 43-23 and advanced to a pair of NCAA Tournaments.

Greene is one of several internationally certified Level 5 coaches through the Poliquin International Certification Program (PICP) and is a BioSignature Modulation Practitioner. He also contributed to the third edition of *Basketball for Dummies* by Digger Phelps, released in October 2011, updating and revising a chapter on strength and con-



ditioning. In addition, Greene has hosted several private internships from coaches internationally, including Canada, Sweden, Germany, Dubai (UAE), Australia, Russia, Belgium and Switzerland.

During his first season at Florida, Greene's work with the Gators was featured on the cover of *Bigger, Faster, Stronger* magazine, including an in-depth Q&A with Greene.

Greene, a 1999 Clemson graduate, returned to his alma mater after multiple stops, including a one-year stint (2008-09) as the Strength and Conditioning Coach for Stanford under head coach Johnny Dawkins. He designed and implemented all aspects of the Cardinal players' strength and speed development programs and oversaw the team's nutritional needs. Stanford posted a 20-14 record and advanced to the College Basketball Invitational.

Prior to his lone season in Palo Alto, Greene served as the Director of Strength & Conditioning for Charlotte from 2003-08. He worked primarily with the men's basketball team under coach Bobby Lutz and also worked closely with the men's golf team. Greene was an Assistant Strength, Speed & Conditioning Coach at the University of Arizona for two years prior to his time with the 49ers program. At Arizona, he assisted with the implementation of strength, speed and conditioning for the football team, while serving as the Head Strength Coach

for the women's basketball and women's soccer programs. He also directed the department's nutrition and supplementation program.

The Peachtree City, Ga., native worked as a student and graduate assistant under Joey Batson from 1995-99. He was in charge of strength & conditioning for golf, women's soccer, men's tennis, and volleyball. He also assisted with football during his time at Clemson. He is one of several former student or graduate assistants under Batson to have been named director of strength & conditioning at another institution.

Greene earned a bachelor's degree in health science from Clemson in 1999, with a minor in sport management. He received a master's degree in 2000 from the University of Minnesota in applied kinesiology and sports management. Greene holds numerous certifications and memberships, including the National Strength & Conditioning Association (NSCA). He also recently earned certification as a performance enhancement specialist by the National Association of Sports Medicine (NASM).

He is the co-founder of the Eleiko Strength Summit, first held on May 8, 2010, at the Poliquin Strength Institute in Greenwich, R.I. The Eleiko Strength Summit is an invite-only event that attracts the elite level strength & conditioning coaches in the United States.

### Preston Greene Coaching Tree

#### Past Florida Assistants/Interns

Matt Aldred	Furman (MBB/WBB)
Blake Bender	Charlotte (MBB)
Collin Crane	Mississippi State (MBB)
Sean Ferguson	Southern New Hampshire
Will Greenberg	Buffalo Bills
Justin McClelland	Florida (WBB)
Tyler Stuart	New Mexico (MBB)
Jon Uribe	Southern Miss (MBB)
Griffin Waller	Univ. of Portland

#### Other Past Assistants

Bradford Scott	Atlanta Braves
Steve Dilustro	Saint Mary's (MBB)
Jim Krumpus	Arizona (MBB)



## SUPPORT STAFF



### JONATHAN BLAKE

Director of Basketball Operations | 4th Season  
North Carolina, 2011 | Durham, N.C.

Jonathan Blake enters his fourth season at Florida and his first as director of basketball operations. He has previously worked as assistant to the head coach (2017-18) and video coordinator (2015-17) at Florida.

Blake originally came to UF with head coach Mike White from Louisiana Tech in 2015. The Gators are 69-37 during his tenure with the team. The Durham native and UNC graduate has been a part of the staff for two NCAA Tournament appearances at Florida, including at 2017 Elite Eight appearance and a 2018 second-round appearance.

Blake spent two years as a graduate staff member at Louisiana Tech, including the 2014-15 season when he had video coordinator responsibilities, as well. During Blake's two seasons in Ruston, he earned his M.S. in Kinesiology with a Sports Administration emphasis.

The Bulldogs posted a 56-17 record, won the Conference USA both seasons and reached the National Invitation Tournament quarterfinals in that time.

Prior to his stint at LA Tech, Blake spent the 2012-13 season as an assistant coach at Division III NYU-Poly in Brooklyn, N.Y., where he coached on-court, conducted individual workouts, scouted opponents, recruited and handled film exchange. He helped the Blue Jays post a three-win improvement over the previous season. Blake also worked as an assistant coach at Riverside High School in Durham, N.C., during the 2011-12 season.

Blake is a 2011 graduate of the University of North Carolina, where he earned his B.A. in exercise sport science.



### BRYCE DOUGLAS

Director of Scouting | 2nd Season  
Puget Sound, 2009 | Tacoma, Wash.

Director of Scouting Bryce Douglas enters his second season at Florida after joining Mike White's staff in 2017.

Douglas came to UF after two seasons as an advance/analytics scout for the Phoenix Suns, where he assisted with opponent and self-scouting duties, on-court development and player evaluations. During summer league play, Douglas researched and presented scouting reports to the team.

While with the Suns, Douglas also worked at USA Basketball senior national teams mini camps.

Douglas previously was part of Duke's support staff during the 2014-15 season when the Blue Devils won the national championship.

Douglas worked as an assistant coach at Division III Whitman College in Walla Walla, Wash., for two seasons 2011-13. The team compiled a 37-16 during Douglas' time on staff.

The Tacoma, Wash., native also worked as a graduate assistant at the University of San Diego 2009-11, earning his M.A. in Leadership Studies.

Douglas is the son of Dave and Ginny Douglas and has one brother, Cole. He double majored in Psychology and Business at University of Puget Sound.

## SUPPORT STAFF



# TOM WILLIAMS

Assistant AD, Student Services | 33rd Season  
Florida, 1978 | Tarpon Springs, Fla.

Tom Williams is a 32-year veteran at the Otis Hawkins Center for Academic and Personal Excellence at Farrior Hall. Williams has been providing personalized professional and academic guidance for the Gator basketball team in numerous areas since 1986. A regular on Gator road trips, his tutoring and mentoring extends beyond his

campus office. Williams also assists in NCAA academic compliance and certification.

Under Williams, the Gator basketball team has earned a league-best 99 Southeastern Conference Academic Honor Roll selections. In 2014, Florida placed a conference-record eight players on the SEC Academic Honor Roll, and the Gators placed seven in 2015. For four straight years 2014-17, the men's basketball program has been recognized by the NCAA for having an APR score in the top 10 percent nationally.

In 2014, one of the most notable scholar-athletes in Florida history graduated, as Patric Young wrapped up a decorated career. Young was the first three-time SEC Scholar-Athlete of the Year and was named an Academic All-American as a senior. Young also earned the Ben Hill Griffin Award as a senior and was on the SEC Community Service Team as a junior.

A Florida player has earned SEC Scholar-Athlete of the Year six times, including repeat honors from Lee Humphrey (2006 and '07) and

Young (2012, '13 and '14), along with Ray Shipman (2009). Humphrey also earned second-team *ESPN the Magazine* Academic All-America honors in 2006 and first-team recognition in 2007.

Matt Bonner became the first basketball player in Gator basketball history and the third athlete in school history to be recognized as the Academic All-American of the Year when he earned that honor in 2002 and then repeated the honor in 2003. Bonner was selected as a Verizon Academic All-American each year from 2001-03. Canyon Barry earned Academic All-American of the Year and first-team Academic All-American honors in 2017.

The 1997 and 1998 Gator squads set then-league records with six Academic Honor Roll selections, a number matched again in Florida's national title year of 2007. Williams, who is originally from Tarpon Springs, Fla., graduated from Florida in 1978 with a degree in English Education and earned his Master's Degree in Education at Mercer in 1984.



The Gators toured the 9/11 Memorial Museum in New York City prior to competing in the Never Forget Tribute Classic in Newark, N.J., last season.



# SUPPORT STAFF



**CHRISTOPHER ABELEDA**  
Video Assistant



**JACKSON AMOS**  
Graphics Assistant



**JAY CLUGSTON**  
Team Physician




**KEVIN FARMER**  
Team Physician



**ALEX GONZALEZ**  
Video Assistant



**ANDREA GUERRERO**  
Social Media Assistant



**SAM HERSHBERGER**  
Manager



**RYAN HORNSTRA**  
Strength & Conditioning Intern




**RYAN JACKSON**  
Manager



**ADAM JAFFE**  
Assistant Video Coordinator



**CLAY MCCOOL**  
Manager



**CALEB MCKINLEY**  
Manager



**MICHAEL MOSER**  
Team Physician



**MILES NEWSOME**  
Manager



**BRAD PATTERSON**  
Massage Therapist



**TRACY PFAFF**  
Executive Asst. & Office Manager



**MIKE ROBUCK**  
Program Coordinator



**CHRISTOPHER SUTHERLAND**  
Manager



**JACK WARREN**  
Manager

## UAA SUPPORT



**LUCY BERRES**  
Communications Assistant



**TIM CASEY**  
Photographer



**FORREST GMITRO**  
Social Media & Digital Content Coord.



**GARRETH GUTIERREZ**  
Producer, GatorVision



**CHRIS HARRY**  
FloridaGators.com Senior Writer



**ALICIA LONGWORTH**  
Asst. AD, Marketing & Promotions



**CHAD MOREHEAD**  
Graphic Designer



**DENVER PARLER**  
Director, Communications



**JACK PFAFF**  
Asst. AD, Operations & Facilities



**LYNDA TEALER**  
Exec. Assoc. AD, Administration

# HEAD SHOT ROSTER



**#0 MIKE OKAURU**  
G | So. | 6-3 | 184 | Raleigh, N.C.



**#1 CHASE JOHNSON**  
F | Fr. | 6-9 | 219 | Ripley, W.V.



**#2 ANDREW NEMBARD**  
G | Fr. | 6-5 | 191 | Aurora, Ont., Canada



**#3 JALEN HUDSON**  
G | Sr. | 6-6 | 195 | Richmond, Va.



**#5 KEVAUGHN ALLEN**  
G | Sr. | 6-2 | 193 | Little Rock, Ark.



**#10 NOAH LOCKE**  
G | Fr. | 6-3 | 205 | Randallstown, Md.



**#11 KEYONTAE JOHNSON**  
F | Fr. | 6-5 | 225 | Norfolk, Va.



**#12 GORJOK GAK**  
C | Jr. | 6-11 | 254 | Sydney, Australia



**#13 KEVARRIUS HAYES**  
C | Sr. | 6-9 | 227 | Live Oak, Fla.



**#14 MAK KRAUSE**  
G | Sr. | 6-2 | 172 | Atlanta, Ga.



**#15 ISAIAH STOKES**  
F | Fr. | 6-8 | 270 | Memphis, Tenn.



**#21 DONTAY BASSETT**  
F | So. | 6-9 | 237 | Oakland, Calif.



**#22 ANDREW FAVA**  
G | So. | 5-10 | 171 | Baltimore, Md.



**#24 DEAUNDRAE BALLARD**  
G | So. | 6-5 | 197 | Atlanta, Ga.



**#25 KEITH STONE**  
F | Jr. | 6-8 | 253 | Deerfield Beach, Fla.



**MIKE WHITE**  
Head Coach



**AL PINKINS**  
Associate Head Coach



**JORDAN MINCY**  
Assistant Coach



**DARRIS NICHOLS**  
Assistant Coach



# ROSTER BREAKDOWN

## Numerical Roster

0	Mike Okauru	G	6-3	184	So.	1L	Raleigh, N.C./Brewster Academy
1	Chase Johnson	F	6-9	219	Fr.	SQ	Ripley, W.V./Huntington Prep
2	Andrew Nembhard	G	6-5	191	Fr.	HS	Aurora, Ont., Canada/Montverde Academy
3	Jalen Hudson	G	6-6	195	Sr.	1L	Richmond, Va./Virginia Tech
5	KeVaughn Allen	G	6-2	193	Sr.	3L	Little Rock, Ark./North Little Rock
10	Noah Locke	G	6-3	205	Fr.	HS	Randallstown, Md./McDonogh School
11	Keyontae Johnson	F	6-5	225	Fr.	HS	Norfolk, Va./Oak Hill Academy
12	Gorjok Gak	C	6-11	254	Jr.	2L	Sydney, Australia/Victory Rock Prep
13	Kevarrius Hayes	C	6-9	227	Sr.	3L	Live Oak, Fla./Suwanee
14	Mak Krause	G	6-2	172	Sr.	1L	Atlanta, Ga./St. Pius X Academy
15	Isaiah Stokes	F	6-8	270	Fr.	SQ	Memphis, Tenn./IMG Academy
21	Dontay Bassett	F	6-9	237	So.	1L	Oakland, Calif./Oldsmar Christian
22	Andrew Fava	G	5-10	171	So.	1L	Baltimore, Md./Loyola Blakefield
24	Deandrae Ballard	G	6-5	197	So.	1L	Atlanta, Ga./SW Atlanta Christian Academy
25	Keith Stone	F	6-8	253	Jr.	2L	Deerfield Beach, Fla./Zion Lutheran

## Alphabetical Roster

5	KeVaughn Allen	G	6-2	193	Sr.	3L	Little Rock, Ark./North Little Rock
24	Deandrae Ballard	G	6-5	197	So.	1L	Atlanta, Ga./SW Atlanta Christian Academy
21	Dontay Bassett	F	6-9	237	So.	1L	Oakland, Calif./Oldsmar Christian
22	Andrew Fava	G	5-10	171	So.	1L	Baltimore, Md./Loyola Blakefield
12	Gorjok Gak	C	6-11	254	Jr.	2L	Sydney, Australia/Victory Rock Prep
13	Kevarrius Hayes	C	6-9	227	Sr.	3L	Live Oak, Fla./Suwanee
3	Jalen Hudson	G	6-6	195	Sr.	1L	Richmond, Va./Virginia Tech
1	Chase Johnson	F	6-9	219	Fr.	SQ	Ripley, W.V./Huntington Prep
11	Keyontae Johnson	F	6-5	225	Fr.	HS	Norfolk, Va./Oak Hill Academy
14	Mak Krause	G	6-2	172	Sr.	1L	Atlanta, Ga./St. Pius X Academy
10	Noah Locke	G	6-3	205	Fr.	HS	Randallstown, Md./McDonogh School
2	Andrew Nembhard	G	6-5	191	Fr.	HS	Aurora, Ont., Canada/Montverde Academy
0	Mike Okauru	G	6-3	184	So.	1L	Raleigh, N.C./Brewster Academy
15	Isaiah Stokes	F	6-8	270	Fr.	SQ	Memphis, Tenn./IMG Academy
25	Keith Stone	F	6-8	253	Jr.	2L	Deerfield Beach, Fla./Zion Lutheran

## Pronunciation Guide

KeVaughn Allen	KAY-vawn
Dontay Bassett	DAH-ny BASS-ett
Gorjok Gak	GORE-zhahk GACK
Kevarrius Hayes	KEE-vahr-ee-us
Andrew Nembhard	NEM-hard
Mike Okauru	oh-CAR-oo

## Staff

**Head Coach:** Mike White (Ole Miss '00)  
**Associate Head Coach:** Al Pinkins (N.C. State, '98)  
**Assistant Coaches:** Jordan Mincy (Kent State '09), Darris Nichols (West Virginia '08)  
**Director of Basketball Operations:** Jonathan Blake (North Carolina '11)  
**Director of Scouting:** Bryce Douglas (Puget Sound '09)  
**Strength & Conditioning Coordinator:** Preston Greene (Clemson '99)  
**Athletic Trainer:** Dave Werner (Eastern Kentucky '91)  
**Academic Advisor:** Tom Williams (Florida '78)

## Roster By Class

<b>Freshman (5)</b> Chase Johnson Keyontae Johnson Noah Locke Andrew Nembhard Isaiah Stokes	<b>Sophomore (4)</b> Deandrae Ballard Dontay Bassett Andrew Fava Mike Okauru	<b>Junior (2)</b> Gorjok Gak Keith Stone	<b>Senior (4)</b> KeVaughn Allen Kevarrius Hayes Jalen Hudson Mak Krause
--	--	--	--

## What's back?

Category	Amount Returning	Pct.
Games Started	104 of 170	61.2
Minutes Played	4,746 of 6,874	69.0
Points	1,733 of 2,577	67.2
Field Goals	601 of 893	67.3
3-Point FG	200 of 308	64.9
Free Throws	331 of 483	68.5
Rebounds	732 of 1,097*	66.7
Assists	197 of 445	44.3
Steals	151 of 237	63.7
Blocks	156 of 164	95.1

*\*Does not include rebounds credited to "Team."*

## Returning Leaders

Points/Game	Hudson	15.5
Field Goals	Hudson	179
Field Goal Pct.	Hayes	.569
3-Point FG	Hudson	78
3-Point Pct.	Stone	.424
Free Throws	Hudson	92
Free Throw Pct.	Allen	.906
Rebounds/Game	Hayes	5.0
Assists/Game	Allen	2.4
Steals/Game	Allen	1.0
Blocks/Game	Hayes	2.0

## Wins Since 1999-2000 Season

Kentucky	515
<b>Florida</b>	<b>487</b>
Tennessee	390
Alabama	374
Ole Miss	367
Mississippi State	365
Vanderbilt	363
Missouri	362
Arkansas	355
Texas A&M	352
LSU	351
South Carolina	331
Georgia	317
Auburn	315

## Squad Breakdown

Starters Returning (3):	KeVaughn Allen Kevarrius Hayes Keith Stone
Starters Lost (2):	Chris Chiozza Egor Koulechov
Other letterwinners Returning (7):	Deandrae Ballard Dontay Bassett Andrew Fava Gorjok Gak Jalen Hudson Mak Krause Mike Okauru
Non-Letterwinners Returning (2):	Chase Johnson Isaiah Stokes
Other Letterwinners Lost (0):	---
Non-Letterwinners Lost (1):	John Egbunu
Incoming Freshmen (3):	Keyontae Johnson Noah Locke Andrew Nembhard



# 5 KEVAUGHN ALLEN

Senior | Guard | 3L | 6-2 | 193 | Little Rock, Arkansas | North Little Rock

## Overview

- The 53rd member of Florida's 1,000-point club, Allen currently ranks 30th all-time in scoring at Florida with 1,297 career points.
- Florida's all-time leading free throw shooter, connecting at an .875 rate for his career.
- Explosive athlete who excels with the ball in his hands and has the ability to score in bunches.
- First Gator since Kenny Boynton and ninth in school history to eclipse 900 points through his first two seasons.
- Went for a career-high 35 points in the NCAA Sweet Sixteen win vs. Wisconsin at Madison Square Garden.
- Totaled the fourth-most points by a Gator freshman over the past 20 years, trailing only Nick Calathes, Kenny Boynton and Bradley Beal.
- Rated a four-star prospect by ESPN and Rivals coming out of high school, where he was a two-time Arkansas Gatorade Player of the Year.

## Honors at Florida

- 2017 PK80 All-Tournament Team
- 2017 Coaches First-Team All-SEC
- 2017 AP Second-Team All-SEC
- 2017 NCAA All-East Regional Team
- 2016 AdvoCare Invitational All-Tournament Team
- 2016 SEC All-Freshman Team
- 2015 Arkansas Gatorade Player of the Year.

## 2017-18, Junior Season

- Had three 20-point games and nine games with at least three made 3-pointers.
- Scored 23 in the double overtime win vs. Gonzaga. Allen made all 11 free throw attempts, including seven in the overtime periods, and was named to the PK80 All-Tournament Team.
- Exploded for 28 points in the win vs. Arkansas, shooting 6-for-7 from 3-point range.

## Allen Career Statistics

Year	GP	GS	Min	Avg	Total			3-Point			F-Throw			Rebounds				PF	FO	Ast	TO	Blk	Stl	Pts	Avg
					FG	FGA	Pct	FG	FGA	Pct	FT	FTA	Pct	Off	Def	Tot	Avg								
2015-16	36	34	978	27.2	134	336	.399	51	162	.315	99	117	.846	18	79	97	2.7	56	0	57	35	5	41	418	11.6
2016-17	36	36	1028	28.6	168	384	.438	78	211	.370	91	103	.883	8	78	86	2.4	56	0	53	46	10	45	505	14.0
2017-18	34	29	1066	31.4	119	330	.361	59	180	.328	77	85	.906	15	67	82	2.4	49	0	82	44	16	34	374	11.0
<b>Totals</b>	<b>106</b>	<b>99</b>	<b>3072</b>	<b>29.0</b>	<b>421</b>	<b>1050</b>	<b>.401</b>	<b>188</b>	<b>553</b>	<b>.340</b>	<b>267</b>	<b>305</b>	<b>.875</b>	<b>41</b>	<b>224</b>	<b>265</b>	<b>2.5</b>	<b>161</b>	<b>0</b>	<b>192</b>	<b>125</b>	<b>31</b>	<b>120</b>	<b>1297</b>	<b>12.2</b>

## Allen SEC Statistics

Year	GP	GS	Min	Avg	Total			3-Point			F-Throw			Rebounds				PF	FO	Ast	TO	Blk	Stl	Pts	Avg
					FG	FGA	Pct	FG	FGA	Pct	FT	FTA	Pct	Off	Def	Tot	Avg								
2015-16	18	18	537	29.8	70	174	.402	28	86	.326	54	67	.806	13	42	55	3.1	30	0	29	20	3	21	222	12.3
2016-17	18	18	514	28.6	82	170	.482	43	102	.422	52	62	.867	3	48	51	2.8	27	0	27	20	3	25	259	14.4
2017-18	18	14	563	31.3	66	170	.388	33	90	.367	32	33	.970	6	32	38	2.1	28	0	41	22	8	14	197	10.9
<b>Totals</b>	<b>54</b>	<b>50</b>	<b>1614</b>	<b>28.9</b>	<b>218</b>	<b>514</b>	<b>.424</b>	<b>104</b>	<b>278</b>	<b>.374</b>	<b>138</b>	<b>152</b>	<b>.908</b>	<b>22</b>	<b>122</b>	<b>144</b>	<b>2.7</b>	<b>85</b>	<b>0</b>	<b>97</b>	<b>62</b>	<b>14</b>	<b>60</b>	<b>678</b>	<b>12.6</b>



# KEVAUGHN ALLEN



- Came off the bench for 24 points vs. #12 Auburn, hitting six 3-pointers.
- Dished a career-high seven assists in Florida's Senior Day win vs. Kentucky.
- Scored 16 points on just six field goal attempts in the win vs. Vanderbilt.

## 2016-17, Sophomore Season

- First-team All-SEC honoree, the first Gator sophomore to earn the distinction since Kenny Boynton in 2011-12.
- Exploded for 35 vs. Wisconsin in the Sweet 16.
- Named to the NCAA Tournament All-East Regional Team after posting a career-best 35 in the Sweet 16 win vs. Wisconsin.
- SEC Player of the Week on Jan. 9 after averaging 16.5 points in wins vs. Ole Miss and Tennessee.
- Went for 29 in the loss to Vanderbilt, the most by a Gator this season.
- Became the third Gator (Matt Walsh, Eddie Shannon) and only the fifth SEC player (Julius Randle, John Jenkins) since the 1996-97 season to score 25+ points on seven or fewer field goal attempts.
- Scored 16 of his 23 points vs. Tennessee in the second half, including a perfect 4-for-4 from 3-point range.
- Has a trio of 21-point outings, including the win vs. Seton Hall, against Duke in Madison Square Garden, and in the SEC-opening win at Arkansas, which was his first career game in his home state.
- Poured in 13 points in the first six minutes vs. Little Rock in the grand opening of Exactech Arena, including three of his five 3-pointers on the night.

## 2015-16, Freshman Season

- Named SEC Freshman of the Week on Feb. 1 after his 19-point

performance in helping Florida knock off ninth-ranked West Virginia.

- Exploded for a season-high 32 points in the loss to Florida State, marking the fifth-most points in a game by a Florida freshman all-time and the most since Matt Walsh had 33 vs. Miami (12/21/02).
- Followed that up with another stellar performance, leading the team with 18 points in the SEC-opening win vs. Georgia.
- His 27-point outing at Ole Miss included a 6-for-7 shooting from beyond the arc, the .857 percentage marking the best 3-point percentage by a Gator with 6+ makes since Michael Frazier also went 6-for-7 at Auburn on Feb. 16, 2013.
- Had back-to-back double-figure games for the first time with 11 points vs. Oklahoma State and 15 vs. Jacksonville.
- Talled his first career double-figure scoring game with 12 points in Florida's loss to Purdue.
- Started his collegiate debut and scored the Gators' first basket of the season, just three seconds into the win at Navy.

## Prep

- Scored 28 points to lead North Little Rock to the 7A State Championship, the school's third straight.
- Averaged 25.2 points 6.2 rebounds, 4.7 assists and 3.1 steals per game as a senior.
- The Gatorade Arkansas Boys Basketball Player of the Year as a junior and senior and earned MVP of the 2013 state championship game as a sophomore.
- Top-rated prospect in the state of Arkansas, averaging 21.3 points and 6.4 rebounds as a junior.
- ESPN.com bottom line: "Allen is a big time scorer that has all the offensive weapons to get his team a basket when needed at end of clock and game situations."

## Allen Game Highs

Points	
2017-18	28, vs. Arkansas (1/17/18)
Career	35, vs. Wisconsin (3/24/17)
Rebounds	
2017-18	7, vs. Kentucky (3/3/18)
Career	7, 2x, last vs. Kentucky (3/3/18)
Field Goals	
2017-18	8, 2x, last vs. Auburn (2/24/18)
Career	11, vs. Wisconsin (3/24/17)
Field Goal Attempts	
2017-18	16, 2x, last at Kentucky (1/20/18)
Career	24, vs. Wisconsin (3/24/17)
3-Point Field Goals	
2017-18	6, 2x, last vs. Auburn (2/24/18)
Career	6, 3x, last vs. Auburn (2/24/18)
3-Point FG Attempts	
2017-18	10, vs. Auburn (2/24/18)
Career	13, vs. Vanderbilt (1/21/17)
Free Throws	
2017-18	11, vs. Gonzaga (11/24/17)
Career	13, vs. South Carolina (2/21/17)
Free Throw Attempts	
2017-18	11, vs. Gonzaga (11/24/17)
Career	14, vs. South Carolina (2/21/17)
Assists	
2017-18	7, vs. Kentucky (3/3/18)
Steals	
2017-18	3, 6x, last vs. St. Bona. (3/15/18)
Career	4, vs. Tennessee (1/7/17)
Blocked Shots	
2017-18	2, 4x, last vs. Texas Tech (3/17/18)
Career	2, 5x, last vs. Texas Tech (3/17/18)
Minutes Played	
2017-18/Career	46, vs. Gonzaga (11/24/17)

## Allen Miscellaneous Stats

	15-16	16-17	17-18	Career
Times led UF in scoring	9	10	5	24
Times led UF in Rebounds	1	2	2	5
Times led UF in Assists	1	3	5	9
Double figure scoring	22	23	17	62
Dunks	13	4	6	23
Charges Drawn	0	2	1	3
First off the Bench	0	0	2	2
Scored UF's First Points	11	12	7	30
Three-Point Plays	7-7	6-7	1-3	14-17
Four-Point Plays	0-0	0-0	1-1	1-1

## Personal

- First name is pronounced KAY-vawn
- Parents both competed in high school sports, his dad in basketball and football and mom in softball.
- Has one brother, Kalon Allen, and one sister, LaShira Colley.

# KEVAUGHN ALLEN

## Allen Game-By-Game

2015-16		Date	GS	Min	FG	FGA	Pct	3FG	FGA	Pct	FT	FTA	Pct	Off	Def	Tot	Avg	PF	FO	A	TO	Blk	Stl	Pts	Avg
at Navy		11/13/15	*	21	3	7	.429	0	3	.000	3	5	.600	0	0	0	0.0	1	0	0	3	0	1	9	9.0
NORTH CAROLINA A&T		11/16/15	*	17	1	5	.200	1	3	.333	2	2	1.000	1	2	3	1.5	2	0	3	3	1	1	5	7.0
vs Saint Joseph's		11/21/15	*	23	3	12	.250	1	6	.167	2	2	1.000	0	4	4	2.3	1	0	1	0	0	2	9	7.7
vs Purdue		11/22/15	*	18	5	9	.556	1	3	.333	1	2	.500	0	1	1	2.0	2	0	1	0	0	0	12	8.8
VERMONT		11/25/15	*	18	0	5	.000	0	1	.000	0	0	.000	0	1	1	1.8	2	0	0	0	0	0	0	7.0
FLORIDA GULF COAST		11/27/15	*	27	3	12	.250	1	6	.167	0	0	.000	0	2	2	1.8	0	0	3	0	1	2	7	7.0
RICHMOND		12/1/15	*	21	4	8	.500	2	4	.500	0	0	.000	0	1	1	1.7	2	0	2	0	0	1	10	7.4
at Miami		12/8/15	*	21	2	7	.286	0	1	.000	0	0	.000	0	2	2	1.8	1	0	0	0	0	0	4	7.0
at Michigan State		12/12/15	*	9	0	2	.000	0	1	.000	0	0	.000	0	1	1	1.7	1	0	0	0	0	2	0	6.2
vs Oklahoma State		12/19/15	*	22	4	6	.667	1	3	.333	2	2	1.000	0	2	2	1.7	1	0	1	2	0	2	11	6.7
JACKSONVILLE		12/22/15	*	25	5	10	.500	0	4	.000	5	6	.833	0	5	5	2.0	4	0	3	0	0	2	15	7.5
FLORIDA STATE		12/29/15	*	35	10	18	.556	3	7	.429	9	9	1.000	1	1	2	2.0	1	0	2	0	0	1	32	9.5
GEORGIA		1/2/16	*	31	5	11	.455	3	6	.500	5	6	.833	0	2	2	2.0	4	0	1	2	0	1	18	10.2
at Tennessee		1/6/16	*	27	5	11	.455	1	5	.200	7	8	.875	2	3	5	2.2	2	0	3	3	0	1	18	10.7
LSU		1/9/16	*	32	4	14	.286	0	4	.000	0	0	.000	0	4	4	2.3	1	0	1	0	0	1	8	10.5
at Texas A&M		1/12/16	*	18	0	4	.000	0	3	.000	0	0	.000	2	1	3	2.4	2	0	3	2	0	0	0	9.9
at Ole Miss		1/16/16	*	35	9	11	.818	6	7	.857	3	4	.750	1	5	6	2.6	1	0	2	4	0	1	27	10.9
MISSISSIPPI STATE		1/19/16	*	34	6	12	.500	3	7	.429	4	4	1.000	0	5	5	2.7	2	0	0	1	0	2	19	11.3
AUBURN		1/23/16	*	31	3	5	.600	1	3	.333	4	6	.667	0	3	3	2.7	0	0	3	0	0	2	11	11.3
at Vanderbilt		1/26/16	*	30	6	12	.500	3	4	.750	1	1	1.000	1	1	2	2.7	2	0	0	0	0	2	16	11.6
WEST VIRGINIA		1/30/16	*	35	4	8	.500	2	5	.400	9	9	1.000	1	1	2	2.7	2	0	4	2	0	2	19	11.9
ARKANSAS		2/3/16	*	28	2	6	.333	0	3	.000	6	6	1.000	0	2	2	2.6	1	0	1	0	0	2	10	11.8
at Kentucky		2/6/16	*	27	1	6	.167	1	4	.250	0	0	.000	0	2	2	2.6	0	0	3	1	0	1	3	11.4
OLE MISS		2/9/16	*	30	4	8	.500	2	4	.500	5	8	.625	1	1	2	2.6	1	0	1	2	1	2	15	11.6
ALABAMA		2/13/16	*	34	5	12	.417	1	5	.200	1	2	.500	2	2	4	2.6	1	0	2	0	0	1	12	11.6
at Georgia		2/16/16	*	34	7	13	.538	4	9	.444	1	2	.500	1	1	2	2.6	2	0	0	1	1	2	19	11.9
at South Carolina		2/20/16	*	34	3	8	.375	0	3	.000	3	3	1.000	0	1	1	2.6	0	0	0	1	0	1	9	11.8
VANDERBILT		2/23/16	*	32	0	7	.000	0	3	.000	3	4	.750	1	1	2	2.5	3	0	3	1	0	1	3	11.5
at LSU		2/27/16	*	23	2	6	.333	0	4	.000	2	3	.667	0	2	2	2.5	4	0	2	0	0	0	6	11.3
KENTUCKY		3/1/16	*	29	5	16	.313	2	6	.333	3	4	.750	2	3	5	2.6	3	0	2	1	0	0	15	11.4
at Mizzou		3/5/16	*	28	3	12	.250	1	6	.167	6	6	1.000	0	3	3	2.6	1	0	2	1	1	1	13	11.5
vs Arkansas		3/10/16	*	32	3	10	.300	2	5	.400	3	3	1.000	0	5	5	2.7	3	0	3	2	0	0	11	11.4
vs Texas A&M		3/11/16	*	27	2	8	.250	2	5	.400	4	4	1.000	1	2	3	2.7	1	0	1	1	0	0	10	11.4
at North Florida		3/15/16	*	27	4	8	.500	4	7	.571	1	2	.500	0	0	0	2.6	0	0	2	0	0	0	13	11.4
at Ohio State		3/20/16	*	32	3	12	.250	1	5	.200	0	0	.000	0	4	4	2.7	0	0	1	0	0	2	7	11.3
at George Washington		3/23/16	*	31	8	15	.533	2	7	.286	4	4	1.000	1	3	4	2.7	2	0	1	2	0	2	22	11.6
<b>2015-16 Totals</b>		<b>36 Games</b>	<b>34</b>	<b>978</b>	<b>134</b>	<b>336</b>	<b>.399</b>	<b>51</b>	<b>162</b>	<b>.315</b>	<b>99</b>	<b>117</b>	<b>.846</b>	<b>18</b>	<b>79</b>	<b>97</b>	<b>2.7</b>	<b>56</b>	<b>0</b>	<b>57</b>	<b>35</b>	<b>5</b>	<b>41</b>	<b>418</b>	<b>11.6</b>
<b>2016-17</b>		<b>Date</b>	<b>GS</b>	<b>Min</b>	<b>FG</b>	<b>FGA</b>	<b>Pct</b>	<b>3FG</b>	<b>FGA</b>	<b>Pct</b>	<b>FT</b>	<b>FTA</b>	<b>Pct</b>	<b>Off</b>	<b>Def</b>	<b>Tot</b>	<b>Avg</b>	<b>PF</b>	<b>FO</b>	<b>A</b>	<b>TO</b>	<b>Blk</b>	<b>Stl</b>	<b>Pts</b>	<b>Avg</b>
vs FGCU		11/11/16	*	29	2	8	.250	0	3	.000	2	2	1.000	1	1	2	2.0	1	0	2	1	0	2	6	6.0
vs Mercer		11/13/16	*	26	3	12	.250	2	8	.250	5	5	1.000	1	2	3	2.5	1	0	5	4	2	2	13	9.5
vs St. Bonaventure		11/17/16	*	31	7	14	.500	2	3	.667	0	0	.000	0	3	3	2.7	2	0	1	2	1	2	16	11.7
vs Belmont		11/21/16	*	26	4	9	.444	2	5	.400	4	4	1.000	0	1	1	2.3	0	0	0	2	0	2	14	12.3
vs Seton Hall		11/24/16	*	35	7	14	.500	3	8	.375	4	4	1.000	0	6	6	3.0	1	0	1	2	1	1	21	14.0
vs Gonzaga		11/25/16	*	27	7	17	.412	1	7	.143	0	0	.000	1	0	1	2.7	4	0	0	2	0	0	15	14.2
vs Miami		11/27/16	*	24	4	11	.364	1	3	.333	0	0	.000	0	2	2	2.6	1	0	1	0	0	1	9	13.4
at North Florida		12/1/16	*	24	2	2	1.000	0	0	.000	1	2	.500	0	2	2	2.5	1	0	1	0	0	3	5	12.4
vs Duke		12/6/16	*	32	8	13	.615	3	5	.600	2	2	1.000	0	0	0	2.2	2	0	0	2	0	0	21	13.3
at Florida State		12/11/16	*	20	6	13	.462	1	3	.333	3	5	.600	0	0	0	2.0	4	0	0	1	0	0	16	13.6
vs Charlotte		12/17/16	*	23	3	10	.300	2	8	.250	0	0	.000	0	2	2	2.0	2	0	3	3	0	1	8	13.1
LITTLE ROCK		12/21/16	*	26	7	10	.700	5	7	.714	0	0	.000	2	3	5	2.3	0	0	3	3	0	0	19	13.6
at Arkansas		12/29/16	*	34	7	16	.438	5	9	.556	2	2	1.000	0	2	2	2.2	1	0	0	0	0	1	21	14.2
OLE MISS		1/3/17	*	31	4	9	.444	4	7	.571	2	2	1.000	2	3	5	2.4	1	0	1	1	0	2	14	14.1
TENNESSEE		1/7/17	*	33	8	13	.615	4	6	.667	3	5	.600	0	5	5	2.6	1	0	1	1	0	4	23	14.7
at Alabama		1/10/17	*	25	2	7	.286	0	3	.000	2	2	1.000	0	1	1	2.5	2	0	2	2	1	1	6	14.2
GEORGIA		1/14/17	*	33	3	8	.375	0	3	.000	3	3	1.000	0	1	1	2.4	3	0	2	2	0	1	9	13.9
at South Carolina		1/18/17	*	18	0	3	.000	0	2	.000	1	2	.500	0	2	2	2.4	4	0	0	1	0	0	1	13.2
VANDERBILT		1/21/17	*	36	10	19	.526	5	13	.385	4	4	1.000	0	1	1	2.3	1	0	0	0	0	1	29	14.0
at LSU		1/25/17	*	24	4	7	.571	3	6	.500															




# KEVAUGHN ALLEN



2017-18	Date	GS	Min	FG	FGA	Pct	3FG	FGA	Pct	FT	FTA	Pct	Off	Def	Tot	Avg	PF	FO	A	TO	Blk	Stl	Pts	Avg	
GARDNER-WEBB	11/13/17	*	26	3	9	.333	2	6	.333	1	2	.500	1	4	5	5.0	0	0	3	0	1	1	9	9.0	
NORTH FLORIDA	11/16/17	*	24	6	10	.600	4	7	.571	2	2	1.000	0	5	5	5.0	0	0	2	0	0	1	18	13.5	
NEW HAMPSHIRE	11/19/17	*	34	2	10	.200	0	3	.000	1	2	.500	1	2	3	4.3	0	0	1	1	0	1	5	10.7	
vs Stanford	11/23/17	*	24	2	4	.500	1	2	.500	4	4	1.000	1	3	4	4.3	3	0	4	1	1	3	9	10.3	
vs Gonzaga	11/24/17	*	46	5	16	.313	2	9	.222	11	11	1.000	1	2	3	4.0	1	0	5	0	1	1	23	12.8	
vs Duke	11/26/17	*	35	5	14	.357	3	8	.375	4	4	1.000	1	1	2	3.7	1	0	0	0	0	0	17	13.5	
FLORIDA STATE	12/4/17	*	28	4	11	.364	1	6	.167	6	6	1.000	1	1	2	3.4	1	0	1	2	0	1	15	13.7	
LOYOLA CHICAGO	12/6/17	*	34	3	11	.273	1	5	.200	1	2	.500	0	0	0	3.0	2	0	2	2	0	3	8	13.0	
vs Cincinnati	12/9/17	*	26	1	5	.200	0	2	.000	0	1	.000	0	1	1	2.8	2	0	1	1	0	0	2	11.8	
vs Clemson	12/16/17	*	37	5	13	.385	2	8	.250	0	0	.000	2	1	3	2.8	1	0	3	1	1	1	12	11.8	
JAMES MADISON	12/20/17	*	30	5	10	.500	3	7	.429	4	5	.800	0	3	3	2.8	3	0	2	3	1	1	17	12.3	
INCARNATE WORD	12/22/17	*	31	1	9	.111	1	6	.167	4	4	1.000	0	1	1	2.7	1	0	3	0	0	3	7	11.8	
VANDERBILT	12/30/17	*	38	4	6	.667	2	3	.667	6	6	1.000	0	3	3	2.7	2	0	1	0	2	1	16	12.2	
at Texas A&M	1/2/18	*	30	3	7	.429	1	5	.200	0	0	.000	0	2	2	2.6	2	0	5	0	2	0	7	11.8	
at Mizzou	1/6/18	*	19	1	5	.200	0	1	.000	0	0	.000	0	0	0	2.5	3	0	2	0	0	0	2	11.1	
MISSISSIPPI STATE	1/10/18	*	28	1	3	.333	1	2	.500	0	0	.000	0	0	0	2.3	3	0	2	1	0	1	3	10.6	
at Ole Miss	1/13/18	*	29	2	9	.222	1	6	.167	0	0	.000	2	1	3	2.4	2	0	3	3	0	1	5	10.3	
ARKANSAS	1/17/18	*	34	8	12	.667	6	7	.857	6	6	1.000	1	3	4	2.4	0	0	1	2	2	0	28	11.3	
at Kentucky	1/20/18	*	38	4	16	.250	1	7	.143	2	2	1.000	1	0	1	2.4	0	0	2	2	0	1	11	11.3	
SOUTH CAROLINA	1/24/18	*	33	5	15	.333	3	9	.333	2	3	.667	0	0	0	2.3	1	0	0	4	0	0	15	11.5	
BAYLOR	1/27/18	*	30	3	8	.375	2	4	.500	2	2	1.000	0	3	3	2.3	1	0	2	3	0	1	10	11.4	
at Georgia	1/30/18	*	29	4	11	.364	1	5	.200	0	0	.000	0	1	1	2.2	1	0	1	0	1	0	9	11.3	
ALABAMA	2/3/18	*	33	5	12	.417	3	7	.429	3	3	1.000	0	4	4	2.3	1	0	3	1	0	3	16	11.5	
LSU	2/7/18	*	29	3	7	.429	0	1	.000	1	1	1.000	0	1	1	2.3	0	0	3	1	0	1	7	11.3	
at South Carolina	2/10/18	*	24	1	6	.167	0	3	.000	2	2	1.000	0	3	3	2.3	1	0	3	2	0	0	4	11.0	
GEORGIA	2/14/18	*	39	6	14	.429	3	5	.600	4	4	1.000	0	0	0	2.2	0	0	2	0	0	0	19	11.3	
at Vanderbilt	2/17/18	*	30	3	8	.375	1	3	.333	0	0	.000	0	1	1	2.1	4	0	1	0	1	1	7	11.1	
at Tennessee	2/21/18	*	29	0	3	.000	0	2	.000	0	0	.000	0	2	2	2.1	2	0	1	2	0	0	0	10.8	
AUBURN	2/24/18	*	33	8	15	.533	6	10	.600	2	2	1.000	0	4	4	2.2	1	0	2	1	0	1	24	11.2	
at Alabama	2/27/18	*	32	4	12	.333	1	7	.143	4	4	1.000	1	1	2	2.2	2	0	2	1	0	1	13	11.3	
KENTUCKY	3/3/18	*	36	4	9	.444	3	7	.429	0	0	.000	1	6	7	2.4	3	0	7	2	0	3	11	11.3	
vs Arkansas	3/9/18	*	31	4	11	.364	2	7	.286	1	3	.333	1	2	3	2.4	1	0	4	1	1	0	11	11.3	
vs St. Bonaventure	3/15/18	*	31	2	8	.250	1	5	.200	2	2	1.000	0	1	1	2.3	2	0	4	3	0	3	7	11.1	
vs Texas Tech	3/17/18	*	36	2	11	.182	1	5	.200	2	2	1.000	0	5	5	2.4	2	0	4	4	2	0	7	11.0	
<b>Totals</b>			<b>29</b>	<b>1066</b>	<b>119</b>	<b>330</b>	<b>.361</b>	<b>59</b>	<b>180</b>	<b>.328</b>	<b>77</b>	<b>85</b>	<b>.906</b>	<b>15</b>	<b>67</b>	<b>82</b>	<b>2.4</b>	<b>49</b>	<b>0</b>	<b>82</b>	<b>44</b>	<b>16</b>	<b>34</b>	<b>374</b>	<b>11.0</b>



# 24 DEAUNDRAE BALLARD



Sophomore | G | 1L | 6-5 | 197 | Atlanta, Ga. | Southwest Atlanta Christian Academy

**Overview**

- A regular part of the rotation as a freshman, showing capability as a productive scorer.
- Rated a four-star prospect by ESPN and 247sports and a three-star recruit by Rivals.
- Ranked 65th in the ESPN 100 rankings for 2017.
- Great length and motor and a versatile scorer.
- ESPN.com bottom line: "Ballard is a high major wing that is a versatile scorer who is capable of big numbers and has excellent upside."
- Scored over 2,500 points in his high school career.

**2017-18, Freshman Season**

- Contributed to Florida's deep and talented backcourt, establishing an unrelenting work ethic throughout his first year in Gainesville.

- Offensive skill was on early display, scoring 14 points in his first game at Florida. Ballard scored double figures in three of the first four games this season.
- Ballard has the ability to create his own shot at any time and showed growth throughout the season in letting the offense flow to him.

**Personal**

- Parents are Lynda and Aundrae Ballard and sister is Lovie Ballard.
- Aundrae played semi pro basketball.
- Nickname is Ticket.
- Favorite NBA player is Michael Jordan.
- Came to Florida because of the coaching staff and the family atmosphere.
- Takes pride in his elite work ethic.
- Plays chess at a high level.

**Ballard Career Statistics**

Year	GP	GS	Min	Avg	Total			3-Point			F-Throw			Rebounds				PF	FO	Ast	TO	Blk	Stl	Pts	Avg
					FG	FGA	Pct	FG	FGA	Pct	FT	FTA	Pct	Off	Def	Tot	Avg								
2017-18	30	1	315	10.5	43	112	.384	5	32	.156	19	26	.731	16	35	51	1.7	33	0	9	14	1	8	110	3.7

**Ballard SEC Statistics**

Year	GP	GS	Min	Avg	Total			3-Point			F-Throw			Rebounds				PF	FO	Ast	TO	Blk	Stl	Pts	Avg
					FG	FGA	Pct	FG	FGA	Pct	FT	FTA	Pct	Off	Def	Tot	Avg								
2017-18	14	0	125	8.9	9	32	.281	3	13	.231	5	6	.833	6	15	21	1.5	8	0	5	4	0	1	26	1.9



# DEAUNDRAE BALLARD



## Ballard Game Highs

<b>Points</b>	2017-18/Career	14, vs. Gardner-Webb (11/13/17)
<b>Rebounds</b>	2017-18/Career	9, vs. Florida State (12/4/17)
<b>Field Goals</b>	2017-18/Career	6, 2x, last vs. Stanford (11/23/17)
<b>Field Goal Attempts</b>	2017-18/Career	12, vs. Gardner-Webb (11/13/17)
<b>3-Point Field Goals</b>	2017-18/Career	2, at Texas A&M (1/2/18)
<b>3-Point FG Attempts</b>	2017-18/Career	3, 2x, last at Texas A&M (1/2/18)
<b>Free Throws</b>	2017-18/Career	2, 6x, last at South Carolina (2/10/18)
<b>Free Throw Attempts</b>	2017-18/Career	3, vs. Cincinnati (12/9/17)
<b>Assists</b>	2017-18/Career	3, at Texas A&M (1/2/18)
<b>Steals</b>	2017-18/Career	1, 8x, last vs. St. Bona. (3/15/18)
<b>Blocked Shots</b>	2017-18/Career	1, vs. Gardner-Webb (11/13/17)
<b>Minutes Played</b>	2017-18/Career	21, vs. Florida State (12/4/17)

## Ballard Miscellaneous Stats

	17-18	Career
Times led UF in scoring	0	0
Times led UF in Rebounds	1	1
Times led UF in Assists	0	0
Double figure scoring	3	3
Dunks	2	2
Charges Drawn	1	1
First off the Bench	4	4
Scored UF's First Points	0	0
Three-Point Plays	2-3	2-3

## Ballard Game-By-Game

2017-18	Date	GS	Min	FG	FGA	Pct	3FG	FGA	Pct	FT	FTA	Pct	Off	Def	Tot	Avg	PF	FO	A	TO	Blk	Stl	Pts	Avg
GARDNER-WEBB	11/13/17		20	6	12	.500	0	2	.000	2	2	1.000	0	4	4	4.0	1	0	1	1	0	0	14	14.0
NORTH FLORIDA	11/16/17		14	5	9	.556	1	2	.500	1	1	1.000	1	2	3	3.5	4	0	2	1	0	1	12	13.0
NEW HAMPSHIRE	11/19/17		11	0	4	.000	0	2	.000	2	2	1.000	1	2	3	3.3	0	0	0	0	0	0	2	9.3
vs Stanford	11/23/17		19	6	10	.600	0	1	.000	1	2	.500	0	0	0	2.5	4	0	1	2	0	0	13	10.3
vs Gonzaga	11/24/17		7	1	3	.333	0	1	.000	1	2	.500	1	0	1	2.2	0	0	0	0	0	0	3	8.8
vs Duke	11/26/17		9	3	3	1.000	0	0	.000	0	0	.000	1	1	2	2.2	1	0	0	0	0	0	6	8.3
FLORIDA STATE	12/4/17		21	4	10	.400	0	2	.000	0	0	.000	2	7	9	3.1	1	0	0	1	0	1	8	8.3
LOYOLA CHICAGO	12/6/17	*	20	3	6	.500	0	2	.000	1	2	.500	2	0	2	3.0	1	0	0	0	0	1	7	8.1
vs Cincinnati	12/9/17		15	1	4	.250	0	0	.000	2	3	.667	0	2	2	2.9	1	0	0	1	0	1	4	7.7
vs Clemson	12/16/17		14	2	5	.400	0	0	.000	0	0	.000	1	1	2	2.8	3	0	0	1	0	1	4	7.3
JAMES MADISON	12/20/17		12	1	4	.250	0	2	.000	2	2	1.000	0	0	0	2.5	2	0	0	2	0	0	4	7.0
INCARNATE WORD	12/22/17		8	1	6	.167	1	3	.333	0	0	.000	0	1	1	2.4	0	0	0	0	0	0	3	6.7
VANDERBILT	12/30/17		16	1	1	1.000	1	1	1.000	2	2	1.000	2	1	3	2.5	1	0	0	1	0	0	5	6.5
at Texas A&M	1/2/18		19	3	6	.500	2	3	.667	0	0	.000	0	1	1	2.4	0	0	3	0	0	0	8	6.6
at Mizzou	1/6/18		9	1	4	.250	0	2	.000	0	0	.000	1	0	1	2.3	1	0	0	0	0	1	2	6.3
ARKANSAS	1/17/18		14	1	2	.500	0	1	.000	0	0	.000	1	3	4	2.4	1	0	0	1	0	0	2	6.1
at Kentucky	1/20/18		2	0	2	.000	0	1	.000	0	0	.000	0	0	0	2.2	0	0	0	0	0	0	0	5.7
SOUTH CAROLINA	1/24/18		5	0	0	.000	0	0	.000	0	0	.000	1	1	2	2.2	0	0	0	0	0	0	0	5.4
BAYLOR	1/27/18		5	0	2	.000	0	1	.000	1	2	.500	0	0	0	2.1	2	0	0	0	0	0	1	5.2
at Georgia	1/30/18		10	0	1	.000	0	1	.000	0	0	.000	0	2	2	2.1	1	0	0	0	0	0	0	4.9
ALABAMA	2/3/18		7	0	2	.000	0	1	.000	0	0	.000	0	0	0	2.0	0	0	1	0	0	0	0	4.7
at South Carolina	2/10/18		13	2	3	.667	0	0	.000	2	2	1.000	0	2	2	2.0	3	0	0	2	0	0	6	4.7
GEORGIA	2/14/18		2	0	2	.000	0	1	.000	0	0	.000	0	0	0	1.9	0	0	0	0	0	0	0	4.5
at Vanderbilt	2/17/18		2	0	1	.000	0	0	.000	0	0	.000	0	0	0	1.8	0	0	0	0	0	0	0	4.3
at Tennessee	2/21/18		13	0	4	.000	0	1	.000	0	0	.000	0	4	4	1.9	1	0	1	0	0	0	0	4.2
AUBURN	2/24/18		3	0	0	.000	0	0	.000	0	0	.000	0	0	0	1.8	0	0	0	0	0	0	0	4.0
at Alabama	2/27/18		10	1	4	.250	0	1	.000	1	2	.500	1	1	2	1.9	0	0	0	0	0	0	3	4.0
vs Arkansas	3/9/18		7	0	1	.000	0	1	.000	0	0	.000	1	0	1	1.8	4	0	0	1	0	1	0	3.8
vs St. Bonaventure	3/15/18		5	1	1	1.000	0	0	.000	1	2	.500	0	0	0	1.8	1	0	0	0	0	1	3	3.8
vs Texas Tech	3/17/18		3	0	0	.000	0	0	.000	0	0	.000	0	0	0	1.7	0	0	0	0	0	0	0	3.7
<b>Totals</b>		<b>1</b>	<b>315</b>	<b>43</b>	<b>112</b>	<b>.384</b>	<b>5</b>	<b>32</b>	<b>.156</b>	<b>19</b>	<b>26</b>	<b>.731</b>	<b>16</b>	<b>35</b>	<b>51</b>	<b>1.7</b>	<b>33</b>	<b>0</b>	<b>9</b>	<b>14</b>	<b>1</b>	<b>8</b>	<b>110</b>	<b>3.7</b>



# DONTAY BASSETT

Sophomore | Forward | 1L | 6-9 | 237 | Oakland, Calif. | Oldsmar Christian

## Overview

- Solid and strong player who took major strides, particularly during the latter part of his freshman season.
- Power forward with the ability to face up and handle the ball.
- Sat out the 2016-17 season while recovering from a stress fracture in his foot.
- Rated a three-star prospect by ESPN, Rivals and Scout.
- High school team captain who helped lead Oldsmar Christian to a runner-up finish in the Sunshine Independent Athletic Association state championship.

## 2017-18, Freshman Season

- Scored 12 points and grabbed five rebounds in his first career start to help the Gators take down 12th-ranked Auburn, earning a second start in the win at Alabama.
- Provides post depth for the Gators, with the ability to play the 4 or the 5, though he played the 5 mainly due to Florida's frontcourt being thin due to injuries.
- Provided solid minutes as a dirty-work guy, who flashed his offensive capability in a few of his appearances.

## 2016-17, Redshirt Season

- Took a redshirt after suffering a stress fracture in his foot early in the season.

## Personal

- Parents are Donald Bassett and Angelica Bassett and siblings are Donald, Jalesha, Julius and Donzel.
- Nicknames are Dontezy, Dex and Tezzy.
- Favorite NBA player is Kevin Durant.
- Chose #21 because of Tim Duncan and it was his brother's number in high school.
- Came to Florida because of the great atmosphere.
- Likes to cook in his spare time.
- Also considered Oregon State, Arkansas, Nebraska and Colorado.

## Bassett Career Statistics

Year	GP	GS	Min	Avg	Total			3-Point			F-Throw			Rebounds				PF	FO	Ast	TO	Blk	Stl	Pts	Avg
					FG	FGA	Pct	FG	FGA	Pct	FT	FTA	Pct	Off	Def	Tot	Avg								
2017-18	25	2	178	7.1	17	31	.548	0	0	.000	9	14	.643	24	17	41	1.6	40	2	5	4	7	8	43	1.7

## Bassett SEC Statistics

Year	GP	GS	Min	Avg	Total			3-Point			F-Throw			Rebounds				PF	FO	Ast	TO	Blk	Stl	Pts	Avg
					FG	FGA	Pct	FG	FGA	Pct	FT	FTA	Pct	Off	Def	Tot	Avg								
2017-18	15	2	120	8.0	13	25	.520	0	0	.000	7	10	.700	16	10	26	1.7	24	0	2	1	6	5	33	2.2



# DONTAY BASSETT



## Bassett Game Highs


<b>Points</b>	2017-18/Career	12, vs. Auburn (2/24/18)
<b>Rebounds</b>	2017-18/Career	7, at South Carolina (2/10/18)
<b>Field Goals</b>	2017-18/Career	5, vs. Auburn (2/24/18)
<b>Field Goal Attempts</b>	2017-18/Career	6, vs. Auburn (2/24/18)
<b>3-Point Field Goals</b>	2017-18/Career	---
<b>3-Point FG Attempts</b>	2017-18/Career	---
<b>Free Throws</b>	2017-18/Career	5, vs. South Carolina (1/24/18)
<b>Free Throw Attempts</b>	2017-18/Career	7, vs. South Carolina (1/24/18)
<b>Assists</b>	2017-18/Career	1, 5x, last vs. St. Bona. (3/15/18)
<b>Steals</b>	2017-18/Career	2, vs. Auburn (2/24/18)
<b>Blocked Shots</b>	2017-18/Career	2, at South Carolina (2/10/18)
<b>Minutes Played</b>	2017-18/Career	24, vs. Auburn (2/24/18)

## Bassett Miscellaneous Stats

	17-18	Career
Times led UF in scoring	0	0
Times led UF in Rebounds	2	2
Times led UF in Assists	0	0
Double figure scoring	1	1
Dunks	4	4
Charges Drawn	0	0
First off the Bench	4	4
Scored UF's First Points	1	1
Three-Point Plays	1-2	1-2

## Bassett Game-By-Game

2017-18	Date	GS	Min	FG	FGA	Pct	3FG	FGA	Pct	FT	FTA	Pct	Off	Def	Tot	Avg	PF	FO	A	TO	Blk	Stl	Pts	Avg
GARDNER-WEBB	11/13/17		4	1	2	.500	0	0	.000	0	0	.000	0	1	1	1.0	5	1	0	0	0	1	2	2.0
NORTH FLORIDA	11/16/17		5	0	0	.000	0	0	.000	1	2	.500	2	1	3	2.0	1	0	1	1	0	0	1	1.5
vs Stanford	11/23/17		10	1	1	1.000	0	0	.000	0	0	.000	1	1	2	2.0	5	1	1	1	0	1	2	1.7
FLORIDA STATE	12/4/17		5	0	0	.000	0	0	.000	0	0	.000	0	0	0	1.5	0	0	0	1	0	0	0	1.3
JAMES MADISON	12/20/17		1	0	0	.000	0	0	.000	0	0	.000	0	0	0	1.2	0	0	0	0	0	0	0	1.0
INCARNATE WORD	12/22/17		2	0	0	.000	0	0	.000	0	0	.000	0	0	0	1.0	0	0	0	0	0	0	0	0.8
VANDERBILT	12/30/17		4	0	0	.000	0	0	.000	0	0	.000	1	0	1	1.0	0	0	0	0	0	1	0	0.7
MISSISSIPPI STATE	1/10/18		4	1	3	.333	0	0	.000	0	0	.000	1	0	1	1.0	2	0	0	0	0	0	2	0.9
at Ole Miss	1/13/18		1	0	1	.000	0	0	.000	0	0	.000	0	0	0	0.9	1	0	0	0	0	0	0	0.8
ARKANSAS	1/17/18		7	0	1	.000	0	0	.000	0	0	.000	0	0	0	0.8	4	0	1	0	0	0	0	0.7
at Kentucky	1/20/18		5	0	1	.000	0	0	.000	0	0	.000	0	0	0	0.7	2	0	0	0	1	0	0	0.6
SOUTH CAROLINA	1/24/18		13	2	2	1.000	0	0	.000	5	7	.714	0	1	1	0.8	1	0	0	0	1	0	9	1.3
BAYLOR	1/27/18		10	0	0	.000	0	0	.000	1	2	.500	1	1	2	0.8	3	0	0	0	0	0	1	1.3
at Georgia	1/30/18		4	0	1	.000	0	0	.000	0	0	.000	1	0	1	0.9	1	0	0	0	1	0	0	1.2
ALABAMA	2/3/18		5	0	0	.000	0	0	.000	0	0	.000	1	1	2	0.9	0	0	0	0	0	0	0	1.1
LSU	2/7/18		5	0	0	.000	0	0	.000	0	0	.000	0	0	0	0.9	1	0	0	0	0	0	0	1.1
at South Carolina	2/10/18		16	2	5	.400	0	0	.000	0	0	.000	2	5	7	1.2	0	0	0	0	2	1	4	1.2
GEORGIA	2/14/18		10	0	0	.000	0	0	.000	0	0	.000	2	0	2	1.3	3	0	0	1	0	0	0	1.2
at Vanderbilt	2/17/18		5	1	1	1.000	0	0	.000	0	0	.000	1	0	1	1.3	2	0	1	0	0	0	2	1.2
at Tennessee	2/21/18		12	2	3	.667	0	0	.000	0	0	.000	2	2	4	1.4	2	0	0	0	0	1	4	1.4
AUBURN	2/24/18	*	24	5	6	.833	0	0	.000	2	3	.667	5	1	6	1.6	3	0	0	0	1	2	12	1.9
at Alabama	2/27/18	*	5	0	1	.000	0	0	.000	0	0	.000	0	0	0	1.5	2	0	0	0	0	0	0	1.8
vs Arkansas	3/9/18		4	0	0	.000	0	0	.000	0	0	.000	0	0	0	1.5	0	0	0	0	1	0	0	1.7
vs St. Bonaventure	3/15/18		13	2	3	.667	0	0	.000	0	0	.000	3	2	5	1.6	2	0	1	0	0	1	4	1.8
vs Texas Tech	3/17/18		4	0	0	.000	0	0	.000	0	0	.000	1	1	2	1.6	0	0	0	0	0	0	0	1.7
<b>Totals</b>		<b>2</b>	<b>178</b>	<b>17</b>	<b>31</b>	<b>.548</b>	<b>0</b>	<b>0</b>	<b>.000</b>	<b>9</b>	<b>14</b>	<b>.643</b>	<b>24</b>	<b>17</b>	<b>41</b>	<b>1.6</b>	<b>40</b>	<b>2</b>	<b>5</b>	<b>4</b>	<b>7</b>	<b>8</b>	<b>43</b>	<b>1.7</b>



# ANDREW FAVA

Sophomore | Guard | 1L | 5-10 | 171 | Baltimore, Md. | Loyola Blakefield

## Overview

- Walk-on who has appeared in seven games for the Gators.
- Joined the program as a manager for the 2016-17 season, promoted to a walk-on in November 2017.
- Double-majoring in criminology and psychology with a minor in Spanish.
- Since third grade, it was his dream to play for the Florida Gators.
- Two-time team captain and All-Baltimore Catholic League Honorable Mention as a junior (2014-15) and senior (2015-16) while a three-year starter at Loyola Blakefield.
- Also played baseball for four years and football for one year and would have pursued collegiate baseball as a pitcher if not for basketball.

## 2017-18, Freshman Season

- Appeared in seven games, scoring six total points.
- Made his Florida debut in the season opener vs. Gardner-Webb and picked up an assist.

- Scored four points, including his first career basket, against North Florida.
- Appeared in the NCAA Tournament win vs. St. Bonaventure.

## Personal

- Parents are Andrew and Maria Fava and has one sister, Alex.
- Comes from an athletic family: father, Andrew, played baseball at NC State (1982-86); cousin, Deemer Class, played lacrosse at Duke University (2012-16); cousin, Isabella Pivec, plays volleyball at Denison University (2015-present); grandfather, Frank Fava, played basketball at Loyola University (1954-55).
- Has many nicknames, including Monk, Drew, Frankie, Reds, Fav and Rudy.
- Favorite NBA player is Klay Thompson and favorite athlete is Ed Reed.
- Wears #22 because his grandfather wore that number.

## Fava Career Statistics

Year	GP	GS	Min	Avg	Total			3-Point			F-Throw			Rebounds				PF	FO	Ast	TO	Blk	Stl	Pts	Avg
					FG	FGA	Pct	FG	FGA	Pct	FT	FTA	Pct	Off	Def	Tot	Avg								
2017-18	7	0	14	2.0	3	6	.500	0	2	.000	0	0	.000	0	1	1	0.1	1	0	2	2	0	0	6	0.9

## Fava Game-By-Game

2017-18	Date	GS	Min	FG	FGA	Pct	3FG	FGA	Pct	FT	FTA	Pct	Off	Def	Tot	Avg	PF	FO	A	TO	Blk	Stl	Pts	Avg
GARDNER-WEBB	11/13/17		2	0	0	.000	0	0	.000	0	0	.000	0	0	0	0.0	0	0	1	0	0	0	0	0.0
NORTH FLORIDA	11/16/17		3	2	3	.667	0	1	.000	0	0	.000	0	0	0	0.0	0	0	0	0	0	0	4	2.0
vs Stanford	11/23/17		4	0	0	.000	0	0	.000	0	0	.000	0	0	0	0.0	1	0	0	1	0	0	0	1.3
INCARNATE WORD	12/22/17		1	0	0	.000	0	0	.000	0	0	.000	0	1	1	0.3	0	0	0	1	0	0	0	1.0
BAYLOR	1/27/18		1	0	1	.000	0	0	.000	0	0	.000	0	0	0	0.2	0	0	1	0	0	0	0	0.8
at Alabama	2/27/18		2	1	2	.500	0	1	.000	0	0	.000	0	0	0	0.2	0	0	0	0	0	0	2	1.0
vs St. Bonaventure	3/15/18		1	0	0	.000	0	0	.000	0	0	.000	0	0	0	0.1	0	0	0	0	0	0	0	0.9
<b>Totals</b>		<b>0</b>	<b>14</b>	<b>3</b>	<b>6</b>	<b>.500</b>	<b>0</b>	<b>2</b>	<b>.000</b>	<b>0</b>	<b>0</b>	<b>.000</b>	<b>0</b>	<b>1</b>	<b>1</b>	<b>0.1</b>	<b>1</b>	<b>0</b>	<b>2</b>	<b>2</b>	<b>0</b>	<b>0</b>	<b>6</b>	<b>0.9</b>





# 12

## GORJOK GAK

Junior | Center | 2L | 6-11 | 254 | Sydney, Australia | Victory Rock Prep

### Overview

- An adept passer whose 7-foot-4 wingspan enables him to play above the rim.
- Has shown flashes of his potential throughout his career, showing a knack for shot-blocking and finishing at the rim.
- Runs the floor and handles the ball well, enabling him to stretch defenses.
- Rated a three-star prospect by ESPN, Rivals and 247 Sports.
- Averaged 13.9 points and 9.3 rebounds in his final season at Victory Rock Prep.

### 2017-18, Sophomore Season

- Battled through knee soreness and swelling all season, limiting his practice opportunities and minutes.
- Played a significant role in the Senior Day win vs. Kentucky with six points and four rebounds in 16 minutes.
- Made his first career start against UNF and scored a career-best 12 points.
- Posted a plus-minus of +25 in just 12 minutes vs. Gardner-Webb.

### 2016-17, Freshman Season

- Saw limited minutes throughout the season, but came up big in the NCAA Tournament, scoring a career-high six points in 10 minutes in the Gators' second-round win vs. Virginia.
- Also had four points in the first-round win vs. East Tennessee State.
- Totaled 23 points and 23 rebounds in 15 appearances, averaging 11.5 points and 11.5 rebounds per 40 minutes.

### Personal

- Parents are Ajok Langar and Matur Gak and siblings are Deng, Nyapath, Akoldah, Adeng and Ayen.
- Uncle, Longar Longar, played basketball at Oklahoma and aunt, Nytar Longar, played basketball at Buffalo.
- Nickname is G.
- Favorite NBA player is Anthony Davis.

### Gak Career Statistics

Year	GP	GS	Min	Avg	Total			3-Point			F-Throw			Rebounds				PF	FO	Ast	TO	Blk	Stl	Pts	Avg
					FG	FGA	Pct	FG	FGA	Pct	FT	FTA	Pct	Off	Def	Tot	Avg								
2016-17	15	0	80	5.3	11	17	.647	0	0	.000	1	10	.100	11	12	23	1.5	13	0	0	7	3	1	23	1.5
2017-18	29	1	259	8.9	26	41	.634	0	0	.000	11	28	.393	33	37	70	2.4	36	0	3	12	12	3	63	2.0
<b>Totals</b>	<b>44</b>	<b>1</b>	<b>339</b>	<b>7.7</b>	<b>37</b>	<b>58</b>	<b>.638</b>	<b>0</b>	<b>0</b>	<b>.000</b>	<b>12</b>	<b>38</b>	<b>.316</b>	<b>44</b>	<b>49</b>	<b>93</b>	<b>2.1</b>	<b>49</b>	<b>0</b>	<b>3</b>	<b>19</b>	<b>15</b>	<b>4</b>	<b>86</b>	<b>2.0</b>

### Gak SEC Statistics

Year	GP	GS	Min	Avg	Total			3-Point			F-Throw			Rebounds				PF	FO	Ast	TO	Blk	Stl	Pts	Avg
					FG	FGA	Pct	FG	FGA	Pct	FT	FTA	Pct	Off	Def	Tot	Avg								
2016-17	3	0	17	5.7	2	3	.667	0	0	.000	0	4	.000	2	4	6	2.0	2	0	0	2	3	0	4	1.3
2017-18	13	0	102	7.8	7	14	.500	0	0	.000	4	13	.308	14	15	29	2.2	15	0	1	3	5	1	18	1.4
<b>Totals</b>	<b>16</b>	<b>0</b>	<b>119</b>	<b>7.4</b>	<b>9</b>	<b>17</b>	<b>.529</b>	<b>0</b>	<b>0</b>	<b>.000</b>	<b>4</b>	<b>17</b>	<b>.235</b>	<b>16</b>	<b>19</b>	<b>35</b>	<b>2.2</b>	<b>17</b>	<b>0</b>	<b>1</b>	<b>5</b>	<b>8</b>	<b>1</b>	<b>22</b>	<b>1.4</b>

# GORJOK GAK

- Chose #12 because of a motto he has for himself: "If I don't get it the first time, I'm definitely going to get it the second."
- Came to Florida because it felt like home, will get better as a person and a player and can focus on being the best version of himself.
- Off the court, he enjoys music.
- His dream is to play in the NBA.
- Previously signed at Oklahoma State, but was released from his NLI when OSU made a coaching change.

## Gak Game Highs

<b>Points</b>	
2017-18/Career	12, vs. North Florida (11/16/17)
<b>Rebounds</b>	
2017-18/Career	7, vs. Gardner-Webb (11/13/17)
<b>Field Goals</b>	
2017-18/Career	4, vs. North Florida (11/16/17)
<b>Field Goal Attempts</b>	
2017-18/Career	4, 3x, last vs. Loyola Chi. (12/6/18)
<b>3-Point Field Goals</b>	
2017-18/Career	---
<b>3-Point FG Attempts</b>	
2017-18/Career	---
<b>Free Throws</b>	
2017-18/Career	4, vs. North Florida (11/16/17)
<b>Free Throw Attempts</b>	
2017-18/Career	4, 4x, last at Alabama (2/27/18)
<b>Assists</b>	
2017-18/Career	1, 3x, last vs. Baylor (1/27/18)

## Steals

2017-18	1, 3x, last vs. St. Bona. (3/15/18)
Career	1, 4x, last vs. St. Bona. (3/15/18)

## Blocked Shots

2017-18	2, 2x, last at Ole Miss (1/13/18)
Career	2, 3x, last at Ole Miss (1/13/18)

## Minutes Played

2017-18/Career	17, vs. Incarnate Word (12/22/17)
----------------	-----------------------------------

## Gak Miscellaneous Stats

	16-17	17-18	Career
Times led UF in scoring	0	0	0
Times led UF in Rebounds	0	1	1
Times led UF in Assists	0	0	0
Double figure scoring	0	1	1
Double-Doubles	0	0	0
Dunks	7	6	13
Charges Drawn	0	0	0
First off the Bench	1	6	7
Scored UF's First Points	0	0	0
Three-Point Plays	0-0	1-1	1-1

## Gak Game-By-Game

2016-17	Date	GS	Min	FG	FGA	Pct	3FG	FGA	Pct	FT	FTA	Pct	Off	Def	Tot	Avg	PF	FO	A	TO	Blk	Stl	Pts	Avg
vs FGCU	11/11/16		3	0	0	.000	0	0	.000	0	0	.000	0	0	0	0.0	0	0	0	0	0	0	0	0.0
vs Mercer	11/13/16		3	0	0	.000	0	0	.000	1	2	.500	1	1	2	1.0	1	0	0	0	0	0	1	0.5
vs Belmont	11/21/16		4	0	0	.000	0	0	.000	0	0	.000	0	2	2	1.3	4	0	0	1	0	0	0	0.3
vs Seton Hall	11/24/16		4	0	1	.000	0	0	.000	0	0	.000	0	0	0	1.0	0	0	0	0	0	0	0	0.3
at North Florida	12/1/16		4	2	2	1.000	0	0	.000	0	0	.000	0	2	2	1.2	2	0	0	0	0	0	4	1.0
vs Charlotte	12/17/16		8	0	1	.000	0	0	.000	0	0	.000	0	2	2	1.3	2	0	0	2	0	1	0	0.8
LITTLE ROCK	12/21/16		4	1	1	1.000	0	0	.000	0	0	.000	0	0	0	1.1	0	0	0	0	0	0	2	1.0
at LSU	1/25/17		4	0	0	.000	0	0	.000	0	2	.000	1	1	2	1.3	0	0	0	1	0	0	0	0.9
at Oklahoma	1/28/17		1	1	1	1.000	0	0	.000	0	0	.000	0	0	0	1.1	0	0	0	0	0	0	2	1.0
MISSOURI	2/2/17		5	1	2	.500	0	0	.000	0	0	.000	1	1	2	1.2	1	0	0	0	2	0	2	1.1
ARKANSAS	3/1/17		8	1	1	1.000	0	0	.000	0	2	.000	0	2	2	1.3	1	0	0	1	1	0	2	1.2
vs ETSU	3/16/17		7	2	2	1.000	0	0	.000	0	2	.000	1	0	1	1.3	1	0	0	1	0	0	4	1.4
vs Virginia	3/18/17		10	3	3	1.000	0	0	.000	0	2	.000	2	0	2	1.3	0	0	0	1	0	0	6	1.8
vs Wisconsin	3/24/17		7	0	2	.000	0	0	.000	0	0	.000	4	0	4	1.5	1	0	0	0	0	0	0	1.6
vs South Carolina	3/26/17		8	0	1	.000	0	0	.000	0	0	.000	1	1	2	1.5	0	0	0	0	0	0	0	1.5
<b>Totals</b>	<b>15 Games</b>	<b>0</b>	<b>80</b>	<b>11</b>	<b>17</b>	<b>.647</b>	<b>0</b>	<b>0</b>	<b>.000</b>	<b>1</b>	<b>10</b>	<b>.100</b>	<b>11</b>	<b>12</b>	<b>23</b>	<b>1.5</b>	<b>13</b>	<b>0</b>	<b>0</b>	<b>7</b>	<b>3</b>	<b>1</b>	<b>23</b>	<b>1.5</b>

2017-18	Date	GS	Min	FG	FGA	Pct	3FG	FGA	Pct	FT	FTA	Pct	Off	Def	Tot	Avg	PF	FO	A	TO	Blk	Stl	Pts	Avg
GARDNER-WEBB	11/13/17		12	2	4	.500	0	0	.000	0	1	.000	2	5	7	7.0	0	0	0	1	2	0	4	4.0
NORTH FLORIDA	11/16/17	*	10	4	4	1.000	0	0	.000	4	4	1.000	1	0	1	4.0	2	0	1	0	1	1	12	8.0
NEW HAMPSHIRE	11/19/17		11	1	2	.500	0	0	.000	0	0	.000	2	2	4	4.0	2	0	0	1	0	0	2	6.0
vs Stanford	11/23/17		14	0	1	.000	0	0	.000	0	0	.000	0	2	2	3.5	4	0	0	1	0	0	0	4.5
vs Gonzaga	11/24/17		8	2	2	1.000	0	0	.000	0	2	.000	1	0	1	3.0	1	0	0	0	0	0	4	4.4
vs Duke	11/26/17		7	2	2	1.000	0	0	.000	1	2	.500	0	0	0	2.5	3	0	0	0	1	0	5	4.5
FLORIDA STATE	12/4/17		7	1	1	1.000	0	0	.000	0	0	.000	2	2	4	2.7	2	0	0	0	0	0	2	4.1
LOYOLA CHICAGO	12/6/17		14	3	4	.750	0	0	.000	0	0	.000	1	1	2	2.6	0	0	0	0	0	0	6	4.4
vs Cincinnati	12/9/17		7	0	1	.000	0	0	.000	0	0	.000	0	1	1	2.4	2	0	0	1	1	0	0	3.9
vs Clemson	12/16/17		14	1	3	.333	0	0	.000	1	4	.250	3	2	5	2.7	2	0	0	0	0	0	3	3.8
JAMES MADISON	12/20/17		9	1	1	1.000	0	0	.000	0	0	.000	2	2	4	2.8	1	0	0	1	0	0	2	3.6
INCARNATE WORD	12/22/17		17	1	1	1.000	0	0	.000	0	0	.000	1	2	3	2.8	1	0	0	3	1	0	2	3.5
at Texas A&M	1/2/18		7	0	2	.000	0	0	.000	0	0	.000	1	1	2	2.8	1	0	1	1	0	0	0	3.2
at Mizzou	1/6/18		7	0	0	.000	0	0	.000	1	2	.500	1	2	3	2.8	0	0	0	0	0	0	1	3.1
MISSISSIPPI STATE	1/10/18		5	1	2	.500	0	0	.000	0	0	.000	1	0	1	2.7	1	0	0	0	0	0	2	3.0
at Ole Miss	1/13/18		11	1	1	1.000	0	0	.000	0	0	.000	1	1	2	2.6	2	0	0	0	2	0	2	2.9
SOUTH CAROLINA	1/24/18		5	0	1	.000	0	0	.000	0	0	.000	0	1	1	2.5	1	0	0	0	1	0	0	2.8
BAYLOR	1/27/18		9	1	1	1.000	0	0	.000	0	0	.000	0	0	0	2.4	1	0	1	0	0	0	2	2.7
at Georgia	1/30/18		13	2	3	.667	0	0	.000	0	0	.000	2	4	6	2.6	1	0	0	0	0	0	4	2.8
ALABAMA	2/3/18		4	0	0	.000	0	0	.000	0	0	.000	1	1	2	2.6	0	0	0	0	0	0	0	2.7
LSU	2/7/18		7	0	0	.000	0	0	.000	0	2	.000	2	1	3	2.6	1	0	0	1	0	0	0	2.5
at South Carolina	2/10/18		12	0	0	.000	0	0	.000	1	2	.500	0	0	0	2.5	3	0	0	0	1	0	1	2.5
GEORGIA	2/14/18		7	1	2	.500	0	0	.000	0	0	.000	2	1	3	2.5	1	0	0	0	0	0	2	2.4
at Tennessee	2/21/18		2	0	0	.000	0	0	.000	0	0	.000	0	1	1	2.4	0	0	0	0	0	0	0	2.3
at Alabama	2/27/18		6	0	0	.000	0	0	.000	0	4	.000	0	1	1	2.4	3	0	0	0	1	0	0	2.2
KENTUCKY	3/3/18		16	2	3	.667	0	0	.000	2	3	.667	3	1	4	2.4	1	0	0	1	0	1	6	2.4
vs Arkansas	3/9/18		5	0	0	.000	0	0	.000	0	0	.000	0	1	1	2.4	0	0	0	0	0	0	0	2.3
vs St. Bonaventure	3/15/18		8	0	0	.000	0	0	.000	1	2	.500	2	1	3	2.4	0	0	0	0	0	1	1	2.3
vs Texas Tech	3/17/18		5	0	0	.000	0	0	.000	0	0	.000	2	1	3	2.4	0	0	0	1	1	0	0	2.2
<b>Totals</b>		<b>1</b>	<b>259</b>	<b>26</b>	<b>41</b>	<b>.634</b>	<b>0</b>	<b>0</b>	<b>.000</b>	<b>11</b>	<b>28</b>	<b>.393</b>	<b>33</b>	<b>37</b>	<b>70</b>	<b>2.4</b>	<b>36</b>	<b>0</b>	<b>3</b>	<b>12</b>	<b>12</b>	<b>3</b>	<b>63</b>	<b>2.2</b>





# 13 KEVARRIUS HAYES

Senior | Center | 3L | 6-9 | 227 | Live Oak, Florida | Suwanee

## Overview

- One of four Gators to block 60 shots in a season, along with Dwayne Schintzius, Joakim Noah and Al Horford. All four of them have done so twice.
- Currently ranks 8th on Florida's all-time blocked shots list with 147.
- Long and athletic shot-blocker and rebounder, who has a great motor and is an outstanding mover.
- Became a regular starter his junior season, after stepping into that role as a sophomore following John Egbunu's injury.
- Has Averaged 4.6 points and 4.0 rebounds in 104 career appearances, including 47 starts.
- A consistent effort and attitude guy.

## 2017-18, Junior Season

- Member of the SEC Community Service Team for his efforts in the Gainesville community through the Gator Goodwill program.
- Ranked fourth in the SEC with 2.0 blocks per game and had 12 games with at least three blocked shots.

- His 67 blocked shots ranked seventh on Florida's single-season rankings.
- Scored 10 points in the Gators' comeback road win at Missouri.
- Turned in nine blocked shots over the first two SEC games to climb into UF's all-time top 10 in the category.

## 2016-17, Sophomore Season

- Averaged 6.3 points and 4.4 rebounds in 36 appearances with 16 starts.
- Had a career day in the win at Oklahoma, posting 20 points, nine rebounds and three blocked shots in just 23 minutes.
- Blocked 60 shots, the seventh-ranked single-season total in Florida history. He joins Dwayne Schintzius, Joakim Noah and Al Horford as the only Gators to swat 60 shots in a season.
- Had 10 games with at least three blocked shots, including a career-best five in the season opener vs. FGCU.
- The Gators' field goal percentage leader, connecting on 77 of 127 tries, a .606 clip.

## Hayes Career Statistics

Year	GP		Min	Avg	Total			3-Point			F-Throw			Rebounds				PF	FO	Ast	TO	Blk	Stl	Pts	Avg
	GS	Min			FG	FGA	Pct	FG	FGA	Pct	FT	FTA	Pct	Off	Def	Tot	Avg								
2015-16	35	6	403	11.5	35	50	.700	0	0	.000	28	59	.475	45	47	92	2.6	64	0	7	17	20	11	98	2.8
2016-17	36	16	659	18.3	77	127	.606	0	0	.000	68	101	.673	69	91	160	4.4	84	1	7	27	60	25	222	6.2
2017-18	33	25	767	23.2	62	109	.569	0	0	.000	34	68	.500	77	88	165	5.0	83	1	14	33	67	32	158	4.8
<b>Totals</b>	<b>104</b>	<b>47</b>	<b>1829</b>	<b>17.6</b>	<b>174</b>	<b>286</b>	<b>.608</b>	<b>0</b>	<b>0</b>	<b>.000</b>	<b>130</b>	<b>228</b>	<b>.570</b>	<b>191</b>	<b>226</b>	<b>417</b>	<b>4.0</b>	<b>231</b>	<b>2</b>	<b>28</b>	<b>77</b>	<b>147</b>	<b>68</b>	<b>478</b>	<b>4.6</b>

## Hayes SEC Statistics

Year	GP		Min	Avg	Total			3-Point			F-Throw			Rebounds				PF	FO	Ast	TO	Blk	Stl	Pts	Avg
	GS	Min			FG	FGA	Pct	FG	FGA	Pct	FT	FTA	Pct	Off	Def	Tot	Avg								
2015-16	17	1	147	8.6	7	15	.467	0	0	.000	9	25	.360	13	20	33	1.9	32	0	2	8	8	2	23	1.4
2016-17	18	9	307	17.1	37	59	.627	0	0	.000	32	46	.696	33	43	76	4.2	47	1	3	14	31	10	106	5.9
2017-18	18	15	424	23.6	38	62	.613	0	0	.000	20	42	.476	47	47	94	5.2	46	0	8	16	35	16	96	5.3
<b>Totals</b>	<b>53</b>	<b>25</b>	<b>878</b>	<b>16.6</b>	<b>82</b>	<b>136</b>	<b>.603</b>	<b>0</b>	<b>0</b>	<b>.000</b>	<b>61</b>	<b>113</b>	<b>.540</b>	<b>93</b>	<b>110</b>	<b>203</b>	<b>3.8</b>	<b>125</b>	<b>1</b>	<b>13</b>	<b>38</b>	<b>74</b>	<b>28</b>	<b>225</b>	<b>4.2</b>

# KEVARRIUS HAYES

- After tag-teaming the post position with John Egbunu for most of the season, Hayes took on the bulk of the load when Egbunu suffered a season-ending knee injury and helped keep the Gators' promising season rolling all the way to the Elite Eight.
- Hayes played 25 minutes once prior to Egbunu's injury, but reached or exceeded that mark seven times over the final 10 games with Egbunu out.

## 2015-16, Freshman Season

- Had a huge day at Ohio State, scoring 14 points on a perfect shooting performance. The game was Florida's first since losing John Egbunu for the season, and Hayes made the most of his opportunity.
- Followed that up with another 14-point outing at George Washington. Over the course of those two games, Hayes shot 11-for-12 from the field and 6-for-6 from the charity stripe.
- Made his first career start in the win vs. Oklahoma State.
- Has earned praise from head coach Mike White for his consistency and effort, which has shown up particularly on the offensive glass.
- Made his collegiate debut as the first player off the bench in the Gators' season-opening win at Navy.
- Stuck with his commitment and NLI to the Gators despite the coaching change and has been lauded by head coach Mike White for his motor and his ability as a "mover" for a player his size.

## Prep

- A four-star recruit according to ESPN and a three-star recruit on Rivals.
- Long and athletic shot-blocker and rebounder.
- Helped Suwanee to 19 wins during his senior season, averaging nearly 20 points and more than 10 rebounds per game.

## Hayes Game Highs

<b>Points</b>	
2017-18	10, at Missouri (1/6/18)
Career	20, at Oklahoma (1/28/17)
<b>Rebounds</b>	
2017-18	9, at Kentucky (1/20/18)
Career	10, at Mississippi State (2/18/17)
<b>Field Goals</b>	
2017-18	4, 4x, last at Tennessee (2/21/18)
Career	7, at Oklahoma (1/28/17)
<b>Field Goal Attempts</b>	
2017-18	7, at Missouri (1/6/18)
Career	11, at Oklahoma (1/28/17)
<b>3-Point Field Goals</b>	
2017-18/Career	---
<b>3-Point FG Attempts</b>	
2017-18/Career	---
<b>Free Throws</b>	
2017-18	4, 2x, last at Missouri (1/6/18)
Career	6, 2x, last at Oklahoma (1/28/17)
<b>Free Throw Attempts</b>	
2017-18	6, 3x, last at South Carolina (2/10/18)
Career	9, 2x, last vs. Wisconsin (3/24/17)

<b>Assists</b>	
2017-18/Career	4, at Texas A&M (1/2/18)
<b>Steals</b>	
2017-18	4, at Missouri (1/6/18)
Career	6, vs. East Tennessee State (3/16/17)
<b>Blocked Shots</b>	
2016-17/Career	5, 3x, last vs. Baylor (1/27/18) 5, 4x, last vs. Baylor (1/27/18)
<b>Minutes Played</b>	
2017-18	33, at Texas A&M (1/2/18)
Career	35, vs. Wisconsin (3/24/17)

## Hayes Miscellaneous Stats

	15-16	16-17	17-18	Career
Times led UF in scoring	0	1	0	1
Times led UF in Rebounds	2	8	7	17
Times led UF in Assists	1	0	0	1
Double figure scoring	2	4	1	7
Double figure rebounding games	0	1	0	1
Double-Doubles	0	0	0	0
Dunks	9	16	12	37
Charges Drawn	7	4	5	16
First off the Bench	13	11	6	30
Scored UF's First Points	1	3	4	8
Three-Point Plays	1-4	6-10	2-6	9-20

## Personal

- First name is pronounced KEE-vahr-ee-us.
- Mother, Verrice Hayes, serves as an Army Captain.
- Also competed in track in high school.
- Chose to wear #13 because he aspires to be like those who wore the

number before him. The last two Gators to wear 13 are Joakim Noah and Mike Miller.

- Favorite basketball player is Michael Jordan.
- Never seriously considered anywhere other than Florida because he could not imagine a better place to be.

## Hayes Game-By-Game

2015-16	Date	GS	Min	FG	FGA	Pct	3FG	FGA	Pct	FT	FTA	Pct	Off	Def	Tot	Avg	PF	FO	A	TO	Blk	Stl	Pts	Avg
at Navy	11/13/15		6	0	0	.000	0	0	.000	0	0	.000	0	0	0	0.0	2	0	0	0	1	0	0	0.0
NORTH CAROLINA A&T	11/16/15		7	0	0	.000	0	0	.000	1	2	.500	1	1	2	1.0	3	0	0	1	0	0	1	0.5
vs Saint Joseph's	11/21/15		15	2	2	1.000	0	0	.000	0	1	.000	4	0	4	2.0	1	0	1	1	0	2	4	1.7
vs Purdue	11/22/15		7	0	0	.000	0	0	.000	0	0	.000	1	0	1	1.8	0	0	0	0	0	0	0	1.3
VERMONT	11/25/15		13	1	3	.333	0	0	.000	2	3	.667	2	1	3	2.0	2	0	0	1	2	1	4	1.8
FLORIDA GULF COAST	11/27/15		13	3	3	1.000	0	0	.000	0	0	.000	2	2	4	2.3	0	0	0	0	0	1	6	2.5
RICHMOND	12/1/15		14	1	1	1.000	0	0	.000	2	4	.500	2	2	4	2.6	3	0	0	0	1	2	4	2.7
at Miami	12/8/15		10	1	2	.500	0	0	.000	0	0	.000	1	1	2	2.5	0	0	0	0	1	0	2	2.6
at Michigan State	12/12/15		21	1	1	1.000	0	0	.000	0	0	.000	1	0	1	2.3	3	0	1	2	0	0	2	2.6
vs Oklahoma State	12/19/15	*	8	0	2	.000	0	0	.000	0	2	.000	3	0	3	2.4	0	0	0	1	0	1	0	2.3
JACKSONVILLE	12/22/15		17	3	3	1.000	0	0	.000	3	3	1.000	4	3	7	2.8	2	0	1	1	1	0	9	2.9
FLORIDA STATE	12/29/15		15	2	2	1.000	0	0	.000	0	3	.000	1	6	7	3.2	3	0	0	0	3	1	4	3.0
GEORGIA	1/2/16		7	0	0	.000	0	0	.000	0	2	.000	0	1	1	3.0	4	0	0	1	0	0	0	2.8
at Tennessee	1/6/16		11	0	1	.000	0	0	.000	0	0	.000	0	3	3	3.0	0	0	0	2	1	1	0	2.6
LSU	1/9/16		9	0	0	.000	0	0	.000	0	2	.000	1	0	1	2.9	2	0	0	0	0	0	0	2.4
at Texas A&M	1/12/16		5	0	0	.000	0	0	.000	0	0	.000	1	0	1	2.8	2	0	0	0	0	0	0	2.3
at Ole Miss	1/16/16		14	1	2	.500	0	0	.000	0	0	.000	1	2	3	2.8	2	0	0	1	0	0	2	2.2
MISSISSIPPI STATE	1/19/16		8	0	0	.000	0	0	.000	0	4	.000	0	1	1	2.7	3	0	0	1	0	0	0	2.1
AUBURN	1/23/16	*	16	2	4	.500	0	0	.000	2	2	1.000	2	4	6	2.8	2	0	0	1	2	1	6	2.3
at Vanderbilt	1/26/16		13	0	3	.000	0	0	.000	0	0	.000	3	2	5	3.0	3	0	0	0	1	0	0	2.2
WEST VIRGINIA	1/30/16		10	1	2	.500	0	0	.000	2	2	1.000	1	1	2	2.9	2	0	0	1	0	0	4	2.3
ARKANSAS	2/3/16	*	7	0	0	.000	0	0	.000	2	2	1.000	0	0	0	2.8	2	0	0	1	0	0	2	2.3
at Kentucky	2/6/16		11	0	0	.000	0	0	.000	0	2	.000	1	0	1	2.7	2	0	0	1	0	0	0	2.2
OLE MISS	2/9/16		2	0	0	.000	0	0	.000	0	0	.000	0	0	0	2.6	3	0	0	0	1	0	0	2.1
ALABAMA	2/13/16		6	0	0	.000	0	0	.000	0	0	.000	0	0	0	2.5	1	0	0	0	0	0	0	2.0
at South Carolina	2/20/16		10	1	2	.500	0	0	.000	3	4	.750	2	2	4	2.5	3	0	1	0	1	0	5	2.1
VANDERBILT	2/23/16		5	0	0	.000	0	0	.000	0	0	.000	0	1	1	2.5	2	0	0	0	0	0	0	2.0
at LSU	2/27/16		5	2	2	1.000	0	0	.000	0	0	.000	0	2	2	2.5	1	0	1	0	0	0	4	2.1
KENTUCKY	3/1/16		6	0	0	.000	0	0	.000	1	4	.250	2	1	3	2.5	0	0	0	0	0	0	1	2.1
at Mizzou	3/5/16		12	1	1	1.000	0	0	.000	1	3	.333	0	1	1	2.4	0	0	0	0	2	0	3	2.1
vs Arkansas	3/10/16	*	15	0	0	.000	0	0	.000	3	8	.375	1	5	6	2.5	4	0	0	1	0	0	3	2.1
vs Texas A&M	3/11/16	*	11	0	0	.000	0	0	.000	0	0	.000	0	2	2	2.5	2	0	0	0	1	0	0	2.1
at North Florida	3/15/16		12	2	2	1.000	0	0	.000	0	0	.000	2	0	2	2.5	1	0	2	0	0	0	4	2.1
at Ohio State	3/20/16	*	28	5	5	1.000	0	0	.000	4	4	1.000	2	1	3	2.5	3	0	0	0	0	1	14	2.5
at George Washington	3/23/16	*	34	6	7	.857	0	0	.000	2	2	1.000	4	2	6	2.6	1	0	0	0	2	0	14	2.8
<b>Totals</b>	<b>35 Games</b>	<b>6</b>	<b>403</b>	<b>35</b>	<b>50</b>	<b>.700</b>	<b>0</b>	<b>0</b>	<b>.000</b>	<b>28</b>	<b>59</b>	<b>.475</b>	<b>45</b>	<b>47</b>	<b>92</b>	<b>2.6</b>	<b>64</b>	<b>0</b>	<b>7</b>	<b>17</b>	<b>20</b>	<b>11</b>	<b>98</b>	<b>2.8</b>



# KEVARRIUS HAYES

2016-17	Date	GS	Min	FG	FGA	Pct	3FG	FGA	Pct	FT	FTA	Pct	Off	Def	Tot	Avg	PF	FO	A	TO	Bk	Stl	Pts	Avg	
vs FGCU	11/11/16		14	2	2	1.000	0	0	.000	5	5	1.000	1	4	5	5.0	2	0	1	1	5	0	9	9.0	
vs Mercer	11/13/16		15	2	6	.333	0	0	.000	0	1	.000	2	2	4	4.5	3	0	0	1	1	0	4	6.5	
vs St. Bonaventure	11/17/16		14	0	3	.000	0	0	.000	3	4	.750	2	1	3	4.0	1	0	0	0	3	0	3	5.3	
vs Belmont	11/21/16		17	3	5	.600	0	0	.000	1	2	.500	2	2	4	4.0	1	0	0	0	2	0	7	5.8	
vs Seton Hall	11/24/16		10	0	0	.000	0	0	.000	0	0	.000	0	0	0	3.2	3	0	0	0	1	1	0	4.6	
vs Gonzaga	11/25/16		12	1	3	.333	0	0	.000	0	1	.000	1	1	2	3.0	3	0	0	1	0	1	2	4.2	
vs Miami	11/27/16		12	1	1	1.000	0	0	.000	2	2	1.000	0	2	2	2.9	2	0	0	0	1	0	4	4.1	
at North Florida	12/1/16		14	3	4	.750	0	0	.000	2	3	.667	2	1	3	2.9	2	0	0	0	0	0	8	4.6	
vs Duke	12/6/16		11	1	1	1.000	0	0	.000	0	0	.000	1	1	2	2.8	1	0	0	1	2	1	2	4.3	
at Florida State	12/11/16		13	1	3	.333	0	0	.000	2	4	.500	3	4	7	3.2	3	0	0	1	0	0	4	4.3	
vs Charlotte	12/17/16	*	21	3	5	.600	0	0	.000	3	4	.750	2	3	5	3.4	1	0	0	0	0	1	9	4.7	
LITTLE ROCK	12/21/16	*	25	5	5	1.000	0	0	.000	2	3	.667	3	5	8	3.8	1	0	0	0	1	2	12	5.3	
at Arkansas	12/29/16	*	22	4	5	.800	0	0	.000	2	5	.400	4	2	6	3.9	4	0	0	1	1	1	10	5.7	
OLE MISS	1/3/17	*	17	1	2	.500	0	0	.000	2	4	.500	3	2	5	4.0	0	0	0	0	1	1	4	5.6	
TENNESSEE	1/7/17	*	15	1	2	.500	0	0	.000	1	1	1.000	1	1	2	3.9	4	0	0	0	2	0	3	5.6	
at Alabama	1/10/17	*	22	2	3	.667	0	0	.000	4	7	.571	0	4	4	3.9	3	0	0	0	2	0	8	5.4	
GEORGIA	1/14/17	*	12	1	2	.500	0	0	.000	0	0	.000	1	2	3	3.8	1	0	0	0	0	0	2	5.4	
at South Carolina	1/18/17		15	2	3	.667	0	0	.000	2	2	1.000	1	1	2	3.7	1	0	0	0	1	1	6	5.4	
VANDERBILT	1/21/17		7	1	3	.333	0	0	.000	0	0	.000	3	0	3	3.7	0	0	0	0	1	0	2	5.2	
at LSU	1/25/17		17	3	3	1.000	0	0	.000	6	7	.857	1	1	2	3.6	1	0	1	2	3	1	12	5.6	
at Oklahoma	1/28/17		23	7	11	.636	0	0	.000	6	9	.667	2	7	9	3.9	3	0	2	1	3	0	20	6.2	
MISSOURI	2/2/17		18	3	5	.600	0	0	.000	2	2	1.000	2	3	5	3.9	2	0	0	0	1	0	8	6.3	
KENTUCKY	2/4/17		12	2	2	1.000	0	0	.000	1	1	1.000	2	3	5	4.0	5	1	0	2	3	0	5	6.3	
at Georgia	2/7/17		17	2	4	.500	0	0	.000	1	2	.500	0	3	3	3.9	2	0	1	0	4	1	5	6.2	
TEXAS A&M	2/11/17		8	2	2	1.000	0	0	.000	0	0	.000	0	1	1	3.8	2	0	0	1	0	1	4	6.1	
at Auburn	2/14/17		17	3	3	1.000	0	0	.000	3	4	.750	1	2	3	3.8	4	0	1	1	3	0	9	6.2	
at Mississippi State	2/18/17	*	25	2	3	.667	0	0	.000	5	7	.714	3	7	10	4.0	4	0	0	3	4	0	9	6.3	
SOUTH CAROLINA	2/21/17	*	24	3	4	.750	0	0	.000	1	2	.500	3	3	6	4.1	4	0	0	4	0	3	7	6.4	
at Kentucky	2/25/17	*	27	2	4	.500	0	0	.000	0	0	.000	2	2	4	4.1	4	0	0	0	2	0	4	6.3	
ARKANSAS	3/1/17		22	3	6	.500	0	0	.000	0	0	.000	3	5	8	4.2	4	0	0	0	3	1	6	6.3	
at Vanderbilt	3/4/17	*	10	0	3	.000	0	0	.000	2	2	1.000	3	1	4	4.2	2	0	0	0	0	0	2	6.1	
vs Vanderbilt	3/10/17	*	32	1	5	.200	0	0	.000	0	0	.000	3	3	6	4.3	2	0	0	0	2	1	2	6.0	
vs ETSU	3/16/17	*	28	2	3	.667	0	0	.000	3	4	.750	4	3	7	4.3	4	0	0	2	2	6	7	6.0	
vs Virginia	3/18/17	*	25	3	3	1.000	0	0	.000	1	2	.500	1	1	2	4.3	0	0	0	1	0	0	7	6.1	
vs Wisconsin	3/24/17	*	35	2	4	.500	0	0	.000	4	9	.444	4	3	7	4.3	3	0	1	3	2	1	8	6.1	
vs South Carolina	3/26/17	*	31	3	4	.750	0	0	.000	2	2	1.000	3	5	8	4.4	2	0	0	1	4	1	8	6.2	
<b>Totals</b>		<b>36 Games</b>	<b>16</b>	<b>659</b>	<b>77</b>	<b>127</b>	<b>.606</b>	<b>0</b>	<b>0</b>	<b>.000</b>	<b>68</b>	<b>101</b>	<b>.673</b>	<b>69</b>	<b>91</b>	<b>160</b>	<b>4.4</b>	<b>84</b>	<b>1</b>	<b>7</b>	<b>27</b>	<b>60</b>	<b>25</b>	<b>222</b>	<b>6.2</b>

2017-18	Date	GS	Min	FG	FGA	Pct	3FG	FGA	Pct	FT	FTA	Pct	Off	Def	Tot	Avg	PF	FO	A	TO	Bk	Stl	Pts	Avg
GARDNER-WEBB	11/13/17	*	21	3	3	1.000	0	0	.000	1	2	.500	3	1	4	4.0	1	0	0	0	2	1	7	7.0
NORTH FLORIDA	11/16/17		18	3	4	.750	0	0	.000	0	1	.000	3	4	7	5.5	1	0	1	2	2	2	6	6.5
NEW HAMPSHIRE	11/19/17	*	32	1	5	.200	0	0	.000	4	6	.667	2	4	6	5.7	1	0	0	1	5	3	6	6.3
vs Gonzaga	11/24/17		24	1	1	1.000	0	0	.000	2	2	1.000	0	4	4	5.3	5	1	1	1	1	1	4	5.8
vs Duke	11/26/17		25	1	3	.333	0	0	.000	0	2	.000	1	2	3	4.8	2	0	0	1	0	2	2	5.0
FLORIDA STATE	12/4/17	*	22	1	3	.333	0	0	.000	1	2	.500	2	0	2	4.3	3	0	0	3	3	0	3	4.7
LOYOLA CHICAGO	12/6/17	*	26	2	6	.333	0	0	.000	1	2	.500	4	1	5	4.4	2	0	0	3	3	1	5	4.7
vs Cincinnati	12/9/17		27	0	3	.000	0	0	.000	2	3	.667	3	3	6	4.6	1	0	0	1	2	1	2	4.4
vs Clemson	12/16/17		22	1	1	1.000	0	0	.000	0	0	.000	1	4	5	4.7	3	0	0	0	0	0	2	4.1
JAMES MADISON	12/20/17	*	30	0	1	.000	0	0	.000	2	4	.500	0	7	7	4.9	4	0	2	1	3	1	2	3.9
INCARNATE WORD	12/22/17	*	17	4	5	.800	0	0	.000	0	1	.000	3	5	8	5.2	2	0	0	1	1	0	8	4.3
VANDERBILT	12/30/17	*	24	2	2	1.000	0	0	.000	3	4	.750	1	4	5	5.2	4	0	2	1	4	0	7	4.5
at Texas A&M	1/2/18	*	33	4	4	1.000	0	0	.000	0	0	.000	1	6	7	5.3	2	0	4	0	5	1	8	4.8
at Mizou	1/6/18	*	28	3	7	.429	0	0	.000	4	5	.800	5	0	5	5.3	3	0	0	1	1	4	10	5.1
MISSISSIPPI STATE	1/10/18	*	28	2	3	.667	0	0	.000	2	3	.667	4	3	7	5.4	0	0	0	1	3	2	6	5.2
at Ole Miss	1/13/18	*	15	2	2	1.000	0	0	.000	0	0	.000	0	1	1	5.1	3	0	0	0	1	0	4	5.1
ARKANSAS	1/17/18	*	26	3	4	.750	0	0	.000	1	2	.500	4	2	6	5.2	2	0	0	3	3	0	7	5.2
at Kentucky	1/20/18	*	32	4	6	.667	0	0	.000	1	6	.167	4	5	9	5.4	3	0	0	1	1	2	9	5.4
SOUTH CAROLINA	1/24/18	*	21	2	5	.400	0	0	.000	0	0	.000	4	3	7	5.5	3	0	0	0	0	1	4	5.4
BAYLOR	1/27/18	*	23	2	3	.667	0	0	.000	1	1	1.000	2	1	3	5.4	2	0	0	2	5	2	5	5.4
at Georgia	1/30/18	*	22	2	4	.500	0	0	.000	1	1	1.000	1	1	2	5.2	2	0	0	2	0	0	5	5.3
ALABAMA	2/3/18		17	0	2	.000	0	0	.000	0	1	.000	3	2	5	5.2	3	0	0	0	1	1	0	5.1
LSU	2/7/18	*	21	3	4	.750	0	0	.000	3	4	.750	1	3	4	5.1	2	0	1	0	3	1	9	5.3
at South Carolina	2/10/18	*	15	2	2	1.000	0	0	.000	2	6	.333	3	2	5	5.1	2	0	0	2	2	0	6	5.3
GEORGIA	2/14/18	*	28	1	2	.500	0	0	.000	1	4	.250	4	3	7	5.2	4	0	0	3	2	1	3	5.2
at Vanderbilt	2/17/18	*	27	2	5	.400	0	0	.000	1	2	.500	4	1	5	5.2	3	0	1	0	1	1	5	5.2
at Tennessee	2/21/18	*	26	4	5	.800	0	0	.000	1	2	.500	5	3	8	5.3	1	0	0	0	2	0	9	5.3
AUBURN	2/24/18		16	1	3	.333	0	0	.000	0	0	.000	0	0	0	5.1	2	0	0	1	2	1	2	5.2
at Alabama	2/27/18		23	0	0	.000	0	0	.000	0	0	.000	1	4	5	5.1	3	0	0	0	3	1	0	5.0
KENTUCKY	3/3/18	*	22	1	2	.500	0	0	.000	0	2	.000	2	4	6	5.1	4	0	0	1	1	0	2	4.9
vs Arkansas	3/9/18	*	26	2	3	.667	0	0	.000	0	0	.000	3											



# 3 JALEN HUDSON



Senior | Guard | 1L | 6-6 | 195 | Richmond, Virginia | Virginia Tech/St. Vincent-St. Mary

## Overview

- The Gators' leading scorer his first season in Gainesville, averaging 15.5 points while shooting .404 from 3-point range and .455 from the floor.
- The first Gator to win SEC Player of the Week three times in a season.
- A career 1,000-point scorer, scoring 515 points in two years at Virginia Tech and 528 in his first year at UF.
- Played 67 games at Virginia Tech with 27 starts, averaging 7.7 points over two seasons in Blacksburg.
- Brings good length and pure scoring ability to the perimeter.

## Honors

- 2017 PK80 All-Tournament Team (Motion Bracket)
- SEC Player of the Week (11/27/17, co-1/22/18, 3/5/18)

## 2017-18, Junior Season

- The Gators' leading scorer at 15.5 points per game and hit a team-high 78 3-pointers.
- Had eight 20-point games, including a career-high 35 points, including 8-for-12 from 3-point range, in Florida's 20T win vs. Gonzaga.

- Became the first Gator to win SEC Player of the Week three times in a season.
- Had 13 games with at least three 3-pointers made and scored in double digits 28 times in 34 games.
- Had a massive final week of the regular season, scoring 27 points in the win at Alabama and 22 on Senior Day against Kentucky, earning SEC co-Player of the Week honors.
- Earned his SEC co-Player of the Week honor after leading UF with 17 points in the win at Kentucky on the heels of a 21-point night vs. Arkansas. He is the first Gator since Scottie Wilbekin and Michael Frazier II in 2013-14 to win multiple SEC weekly honors.
- Scored five points during UF's 7-0 run over the final 1:10 to win at Missouri. Finished the game with a team-high 16 points off the bench.
- Dropped 35 points vs. Gonzaga after being limited to four points in four minutes in the first half due to foul trouble. His eight 3-pointers tied for third-most in a game in Florida history. He then posted a double-double vs. Duke (24/10) and earned SEC Player of the Week and PK80 All-Tournament Team honors.
- Exploded for 26 points off the bench in Florida's win vs. New Hampshire, scoring 22 in the second half. Followed that up by scoring all 17 points vs. Stanford within the first 13 minutes of the game, tallying 39 points over 33 minutes of game play.
- Got his UF career off to a quick start with 16 points in the season opener.

## Hudson Career Statistics

Year	GP	GS	Min	Avg	Total			3-Point			F-Throw			Rebounds				PF	FO	Ast	TO	Blk	Stl	Pts	Avg
					FG	FGA	Pct	FG	FGA	Pct	FT	FTA	Pct	Off	Def	Tot	Avg								
2014-15 (VT)	32	3	535	16.7	80	167	.479	15	53	.283	47	73	.644	23	40	63	2.0	58	2	37	51	10	17	222	6.9
2015-16 (VT)	35	24	700	20.0	99	247	.401	28	81	.346	67	100	.670	20	59	79	2.3	67	2	21	49	5	21	293	8.4
2017-18	34	19	904	26.6	179	393	.455	78	193	.404	92	139	.662	13	119	132	3.9	72	2	36	40	20	26	528	15.5
Virginia Tech Totals	67	27	1235	18.4	179	414	.432	43	134	.321	114	173	.659	43	99	143	2.1	125	4	58	100	15	38	515	7.7
Combined Totals	101	46	2139	21.2	358	807	.444	121	327	.370	206	312	.660	56	218	274	2.7	197	6	94	140	35	64	1043	10.3

## Hudson SEC Statistics

Year	GP	GS	Min	Avg	Total			3-Point			F-Throw			Rebounds				PF	FO	Ast	TO	Blk	Stl	Pts	Avg
					FG	FGA	Pct	FG	FGA	Pct	FT	FTA	Pct	Off	Def	Tot	Avg								
2017-18	18	8	469	26.1	84	191	.440	35	90	.389	45	64	.703	4	64	68	3.8	34	2	17	23	13	10	248	13.8



# JALEN HUDSON

## 2016-17, Redshirt Season

- Sat out under NCAA transfer rules.
- Regularly played the role of the opponent's top perimeter player on the Gators' scout team.

## 2015-16, Sophomore Season (VT)

- Scored 293 points (8.4 avg.), fourth on the Hokies.
- Posted three 20-point performances, with a season-best 28 points in an overtime victory against Princeton in the NIT. Hudson also tallied 27 vs. Louisville and 23 against North Carolina State.
- Made multiple 3-pointers in eight games, including a 3-for-4 game from long range at Pittsburgh.
- Started 24 of his 35 appearances after totaling three starts as a freshman.
- Shot .500 or better from the field in 14 games.

## 2014-15, Freshman Season (VT)

- Scored 222 points (6.9 avg.), fourth on the team despite starting only three of his 32 appearances.
- Poured in a career-high 32 points in an ACC Tournament victory vs. Wake Forest, shooting 10-for-10 at the free throw line. Also posted 23 points against a fourth-ranked Duke team.
- Had six games with double-figure scoring.
- Shot .479 from the field and went .500 or better in 15 games.

## Prep

- Won two letters at St. Vincent-St. Mary after transferring from Benedictine High School in Richmond prior to his junior year.
- Averaged 18.0 ppg and 5.5 rpg in his senior season, earning a place on the Division II All-Ohio and Northeast Inland District first teams.

## Hudson Game Highs

<b>Points</b>	2017-18/UF/Career	35, vs. Gonzaga (11/24/17)
<b>Rebounds</b>	2017-18/UF/Career	10, vs. Duke (11/26/17)
<b>Field Goals</b>	2017-18/UF/Career	11, vs. Gonzaga (11/24/17)
<b>Field Goal Attempts</b>	2017-18/UF	20, 2x, last vs. Duke (11/26/17)
	Career	21, vs. N.C. State (1/2/16)
<b>3-Point Field Goals</b>	2017-18/UF/Career	8, vs. Gonzaga (11/24/17)
<b>3-Point FG Attempts</b>	2017-18/UF/Career	12, vs. Gonzaga (11/24/17)
<b>Free Throws</b>	2017-18/UF	11, vs. New Hampshire (11/19/17)
	Career	12, vs. Louisville (1/27/16)
<b>Free Throw Attempts</b>	2017-18/UF	12, vs. New Hampshire (11/19/17)
	Career	14, vs. Louisville (1/27/16)
<b>Assists</b>	2017-18/UF/Career	6, vs. Incarnate Word (12/22/17)

<b>Steals</b>	2017-18/UF	3, 2x, last vs. Baylor (1/27/18)
	Career	5, vs. Arkansas-Pine Bluff (12/5/15)
<b>Blocked Shots</b>	2017-18/UF	2, vs. Auburn (2/24/18)
	Career	2, 4x, last vs. Auburn (2/24/18)
<b>Minutes Played</b>	2017-18/UF	36, vs. Duke (11/26/17)
	Career	37, vs. Louisville (1/27/16)

## Hudson Miscellaneous Stats

	17-18	Career
Times led UF in scoring	15	15
Times led UF in Rebounds	3	3
Times led UF in Assists	2	2
Double figure scoring	27	27
20-Point Games	8	8
Double figure rebounding	1	1
Double-Doubles	0	0
Dunks	16	16
Charges Drawn	6	6
First off the Bench	12	12
Scored UF's First Points	4	4
Three-Point Plays	13-16	13-16

- Helped lead his team to the D-II state finals as a junior, and semifinals as a senior.
- Played AAU with Team Loaded (NC).

## Personal

- Has two sisters, Chanel and Briana
- Sister Briana ran track at North Carolina

## Hudson Game-By-Game

2017-18	Date	GS	Min	FG	FGA	Pct	3FG	FGA	Pct	FT	FTA	Pct	Off	Def	Tot	Avg	PF	FO	A	TO	Blk	Stl	Pts	Avg	
GARDNER-WEBB	11/13/17	*	19	6	8	.750	3	5	.600	1	2	.500	0	2	2	2.0	2	0	3	0	0	0	16	16.0	
NORTH FLORIDA	11/16/17		23	5	11	.455	1	5	.200	1	3	.333	1	2	3	2.5	4	0	0	0	0	1	12	14.0	
NEW HAMPSHIRE	11/19/17		29	7	12	.583	1	4	.250	11	12	.917	0	7	7	4.0	2	0	1	1	0	0	26	18.0	
vs Stanford	11/23/17	*	25	5	9	.556	4	7	.571	3	3	1.000	0	2	2	3.5	2	0	1	1	1	1	17	17.8	
vs Gonzaga	11/24/17	*	31	11	20	.550	8	12	.667	5	6	.833	1	4	5	3.8	4	0	0	1	1	0	35	21.2	
vs Duke	11/26/17	*	36	10	20	.500	2	6	.333	2	3	.667	3	7	10	4.8	1	0	3	2	1	3	24	21.7	
FLORIDA STATE	12/4/17	*	26	5	11	.455	2	6	.333	4	9	.444	0	2	2	4.4	2	0	0	1	1	0	16	20.9	
LOYOLA CHICAGO	12/6/17		22	3	11	.273	0	5	.000	3	5	.600	1	3	4	4.4	2	0	1	0	0	1	9	19.4	
vs Cincinnati	12/9/17	*	25	6	8	.750	3	5	.600	2	2	1.000	1	2	3	4.2	2	0	0	3	1	2	17	19.1	
vs Clemson	12/16/17	*	34	7	18	.389	4	8	.500	5	9	.556	0	4	4	4.2	1	0	0	1	1	1	23	19.5	
JAMES MADISON	12/20/17		23	3	9	.333	2	6	.333	2	2	1.000	0	3	3	4.1	3	0	0	1	0	1	10	18.6	
INCARNATE WORD	12/22/17	*	31	5	13	.385	3	10	.300	0	0	.000	0	4	4	4.1	1	0	6	1	0	2	13	18.2	
VANDERBILT	12/30/17		14	2	5	.400	2	4	.500	2	4	.500	0	2	2	3.9	0	0	0	0	1	0	8	17.4	
at Texas A&M	1/2/18		15	4	6	.667	3	4	.750	0	1	.000	0	2	2	3.8	1	0	0	1	0	0	11	16.9	
at Mizzou	1/6/18		27	5	7	.714	2	3	.667	4	7	.571	0	3	3	3.7	1	0	1	0	0	0	16	16.9	
MISSISSIPPI STATE	1/10/18	*	30	3	13	.231	1	7	.143	5	5	1.000	0	4	4	3.8	1	0	1	2	1	0	12	16.6	
at Ole Miss	1/13/18		19	4	7	.571	1	3	.333	2	2	1.000	0	3	3	3.7	5	1	1	1	1	0	11	16.2	
ARKANSAS	1/17/18		26	6	11	.545	4	7	.571	5	5	1.000	0	9	9	4.0	0	0	1	1	1	1	21	16.5	
at Kentucky	1/20/18		29	4	13	.308	2	8	.250	7	10	.700	1	4	5	4.1	2	0	1	1	1	0	17	16.5	
SOUTH CAROLINA	1/24/18		31	6	12	.500	2	6	.333	2	2	1.000	0	3	3	4.0	3	0	1	3	0	1	16	16.5	
BAYLOR	1/27/18		24	6	13	.462	4	6	.667	1	5	.200	0	3	3	4.0	4	0	1	1	0	3	17	16.5	
at Georgia	1/30/18		30	3	14	.214	3	6	.500	0	0	.000	0	5	5	4.0	3	0	0	1	0	0	9	16.2	
ALABAMA	2/3/18	*	30	3	10	.300	0	4	.000	0	0	.000	0	1	1	3.9	2	0	0	5	1	0	6	15.7	
LSU	2/7/18	*	34	7	13	.538	2	5	.400	2	3	.667	1	8	9	4.1	3	0	2	3	1	2	18	15.8	
at South Carolina	2/10/18	*	23	5	12	.417	1	4	.250	1	1	1.000	0	5	5	4.1	0	0	2	0	1	1	12	15.7	
GEORGIA	2/14/18	*	22	0	3	.000	0	2	.000	0	2	.000	0	4	4	4.1	5	1	2	2	0	0	0	0	15.1
at Vanderbilt	2/17/18		24	4	12	.333	0	4	.000	2	4	.500	1	2	3	4.1	1	0	2	0	1	0	10	14.9	
at Tennessee	2/21/18		20	4	11	.364	2	6	.333	3	3	1.000	1	4	5	4.1	2	0	0	2	1	2	13	14.8	
AUBURN	2/24/18	*	31	7	14	.500	4	6	.667	1	4	.250	0	3	3	4.1	1	0	2	0	2	0	19	15.0	
at Alabama	2/27/18	*	31	9	13	.692	3	5	.600	6	8	.750	0	1	1	4.0	1	0	0	1	1	1	27	15.4	
KENTUCKY	3/3/18	*	33	8	15	.533	3	6	.500	3	3	1.000	0	1	1	3.9	3	0	1	0	0	2	22	15.6	
vs Arkansas	3/9/18	*	25	2	9	.222	2	5	.400	0	2	.000	0	4	4	3.9	3	0	0	1	0	0	6	15.3	
vs St. Bonaventure	3/15/18	*	30	6	14	.429	2	8	.250	2	4	.500	1	3	4	3.9	2	0	1	2	1	0	16	15.3	
vs Texas Tech	3/17/18	*	32	8	16	.500	2	5	.400	5	8	.625	1	3	4	3.9	3	0	2	1	0	1	23	15.5	
<b>Totals</b>			<b>19</b>	<b>904</b>	<b>179</b>	<b>393</b>	<b>.455</b>	<b>78</b>	<b>193</b>	<b>.404</b>	<b>92</b>	<b>139</b>	<b>.662</b>	<b>13</b>	<b>119</b>	<b>132</b>	<b>3.9</b>	<b>72</b>	<b>2</b>	<b>36</b>	<b>40</b>	<b>20</b>	<b>26</b>	<b>528</b>	<b>15.5</b>



# 1 CHASE JOHNSON

Freshman | Forward | SQ | 6-9 | 219 | Ripley, W.V. | Huntington Prep

## Overview

- Rated a four-star recruit by ESPN and a three-star recruit by 247Sports.
- Combo forward with the ability to play a stretch-4 position.
- Great athlete with a knack for finding the ball.
- ESPN.com bottom line: "He's a young and blossoming forward with notable upside because he combines athleticism, a foundation of skill and a good nose for the ball."
- Named second-team All-State in high school.

## 2017-18, Redshirt Season

- Scored nine points, including an and-1 play, in his first collegiate game.
- Limited to the first four games of the season, missing most of the season going through concussion protocol.
- In total, scored 17 points and grabbed eight rebounds.

## Personal

- Parents are Chad and Renee Johnson and siblings are Ty and Luke Johnson.
- Both parents were high school athletes, as Chad played basketball at Poca High School and Renee played volleyball at Crosslanes.
- Favorite NBA player is LeBron James.
- Has worn #1 all his life.
- Came to Florida because of the combination of academics, basketball and the great staff and players.
- Prides himself on his work ethic.
- Also considered Virginia Tech, Tennessee and West Virginia.

## Johnson Career Statistics

Year	GP	GS	Min	Avg	Total			3-Point			F-Throw			Rebounds				PF	FO	Ast	TO	Blk	Stl	Pts	Avg
					FG	FGA	Pct	FG	FGA	Pct	FT	FTA	Pct	Off	Def	Tot	Avg								
2017-18	4	0	33	8.3	6	12	.500	0	0	.000	5	6	.833	5	3	8	2.0	2	0	1	1	2	2	17	4.3

## Johnson Game-By-Game

2017-18	Date	GS	Min	FG	FGA	Pct	3FG	FGA	Pct	FT	FTA	Pct	Off	Def	Tot	Avg	PF	FO	A	TO	Blk	Stl	Pts	Avg
GARDNER-WEBB	11/13/17		9	3	3	1.000	0	0	.000	3	3	1.000	2	0	2	2.0	0	0	0	1	1	1	9	9.0
NORTH FLORIDA	11/16/17		10	2	4	.500	0	0	.000	0	1	.000	2	2	4	3.0	1	0	1	0	0	0	4	6.5
NEW HAMPSHIRE	11/19/17		2	0	1	.000	0	0	.000	0	0	.000	0	0	0	2.0	1	0	0	0	0	0	0	4.3
vs Stanford	11/23/17		12	1	4	.250	0	0	.000	2	2	1.000	1	1	2	2.0	0	0	0	0	1	1	4	4.3
<b>Totals</b>		<b>0</b>	<b>33</b>	<b>6</b>	<b>12</b>	<b>.500</b>	<b>0</b>	<b>0</b>	<b>.000</b>	<b>5</b>	<b>6</b>	<b>.833</b>	<b>5</b>	<b>3</b>	<b>8</b>	<b>2.0</b>	<b>2</b>	<b>0</b>	<b>1</b>	<b>1</b>	<b>2</b>	<b>2</b>	<b>17</b>	<b>4.3</b>





# 11 KEYONTAE JOHNSON

Freshman | Forward | HS | 6-5 | 225 | Norfolk, Va. | Oak Hill Academy

### Overview

- One of the top athletes in the 2018 recruiting class, measuring at a 41.5" vertical leap when he arrived in Gainesville.
- Had 19 games with 18+ points at Oak Hill Academy last season, helping the team to a semifinal appearance in the Geico Nationals tournament.
- Named the MVP of the 2018 Bass Pro Shops Tournament of Champions in Springfield, Mo., scoring 21.7 points per game.
- Rated a four-star prospect and a member of the ESPN 100, Johnson is an outstanding driver with a soft touch.

### Personal

- Parents are Marrecus and Sharnika Johnson and siblings are Brianna and Ebony.
- Nicknames growing up were Red and KeyDaKid.
- Favorite NBA player is Kawhi Leonard.
- Wears #11 because that's the number he started with.
- Is excited about the fast pace that Florida plays because that's when he feels he plays his best.
- Also seriously considered Texas Tech.



# MAK KRAUSE

Senior | Guard | 1L | 6-2 | 172 | Atlanta, Ga. | St. Pius X Catholic

## Overview

- Currently a grad student studying sport management after earning his undergrad degree in telecommunications.
- Joined the program prior to the 2014-15 season and promoted to a walk-on in November 2017.
- Grew up a Gator fan and loved the strong culture and family vibe in the UF basketball program, passing on Division III playing opportunities to attend UF.
- Played four years of high school basketball at St. Pius X Catholic High School, making it to the Georgia Class AAA Sweet 16 as a senior. Also played volleyball and football in high school.

## 2017-18, Junior Season

- Made his first appearance in a Gator uniform in the season opener, posting a trillion with three minutes played.
- Scored his first career points vs. UNF, knocking down a free throw.
- Tallied his first career field goal in the win vs. Stanford.

## Personal

- Parents are Mark and Valerie Krause and has two sisters, Taylor and Dylan.
- Very competitive, coming from basketball family where both all three kids have been playing or working in basketball their whole life.
- Dylan played basketball for Stevens Institute of Technology four years, currently holding the all-time blocks record with 122 and one year at Durham University in England, while Taylor is Marketing Coordinator for the New York Knicks.
- Favorite NBA player is Dwyane Wade.
- Has worn #12 all his life, but wearing #14 now for his dad's birthday.
- Has traveled to 13 different countries and four continents.

## Krause Career Statistics

Year	GP	GS	Min	Avg	Total			3-Point			F-Throw			Rebounds				PF	FO	Ast	TO	Blk	Stl	Pts	Avg
					FG	FGA	Pct	FG	FGA	Pct	FT	FTA	Pct	Off	Def	Tot	Avg								
2017-18	7	0	16	2.3	1	2	.500	0	0	.000	2	5	.400	1	0	1	0.1	2	0	0	0	0	0	4	0.6

## Krause Game-By-Game

2017-18	Date	GS	Min	FG	FGA	Pct	3FG	FGA	Pct	FT	FTA	Pct	Off	Def	Tot	Avg	PF	FO	A	TO	Blk	Stl	Pts	Avg
GARDNER-WEBB	11/13/17		3	0	0	.000	0	0	.000	0	0	.000	0	0	0	0.0	0	0	0	0	0	0	0	0.0
NORTH FLORIDA	11/16/17		3	0	0	.000	0	0	.000	1	3	.333	0	0	0	0.0	2	0	0	0	0	0	1	0.5
vs Stanford	11/23/17		5	1	2	.500	0	0	.000	1	2	.500	0	0	0	0.0	0	0	0	0	0	0	3	1.3
INCARNATE WORD	12/22/17		1	0	0	.000	0	0	.000	0	0	.000	0	0	0	0.0	0	0	0	0	0	0	0	1.0
BAYLOR	1/27/18		1	0	0	.000	0	0	.000	0	0	.000	0	0	0	0.0	0	0	0	0	0	0	0	0.8
at Alabama	2/27/18		2	0	0	.000	0	0	.000	0	0	.000	1	0	1	0.2	0	0	0	0	0	0	0	0.7
vs St. Bonaventure	3/15/18		1	0	0	.000	0	0	.000	0	0	.000	0	0	0	0.1	0	0	0	0	0	0	0	0.6
<b>Totals</b>		<b>0</b>	<b>16</b>	<b>1</b>	<b>2</b>	<b>.500</b>	<b>0</b>	<b>0</b>	<b>.000</b>	<b>2</b>	<b>5</b>	<b>.400</b>	<b>1</b>	<b>0</b>	<b>1</b>	<b>0.1</b>	<b>2</b>	<b>0</b>	<b>0</b>	<b>0</b>	<b>0</b>	<b>0</b>	<b>4</b>	<b>0.6</b>





# 10 NOAH LOCKE


Freshman | Guard | HS | 6-3 | 205 | Randallstown, Md. | McDonogh School

**Overview**

- One of the top shooters in the nation's 2018 class, Locke rates as a four-star prospect and was a member of the ESPN 100.
- McDonogh School's all-time leading scorer with 2,350 career points.
- Shot 46 percent from 3-point range in Nike EYBL competition this summer.
- Possesses a 6-foot-8 wingspan and is a dangerous shooter off the dribble and in catch-and-shoot situations.

**Personal**

- Parents are Vanessa and Kyle Locke and siblings are Kayel and Paris Locke.
- Both parents played basketball at Coppin State, and his younger sister plays as well.
- Brother Kayel plays basketball overseas after a four-year career at UNC Greensboro where he scored 1,522 points to rank sixth in UNCG history and 652 rebounds to rank seventh.
- Favorite NBA players are LeBron James and Kevin Durant.
- Wears #10 because it's his favorite number and his birthday is May 10.
- Came to Florida because it is the best fit for him and his family. Locke likes the playing style and family atmosphere and views Florida as the best place to help him get to the NBA.
- Prides himself on being a hard worker and all about family.
- Also visited Ohio State, Michigan, Providence and Xavier.



# ANDREW NEMBHARD

Freshman | Guard | HS | 6-5 | 191 | Aurora, Ontario, Canada | Montverde Academy

### Overview

- Arguably the best passer in the 2018 recruiting class, Nembhard rates as a five-star point guard with most media outlets.
- Helped lead Montverde Academy to a high school national championship at the Geico Nationals tournament, including a 13-assist outing in the championship game.
- Led Canada to a silver medal at the 2018 FIBA U18 Americas, averaging 15.7 points and 8.8 assists over the course of six games. Nembhard scored 28 points vs. Argentina and had 17 assists in the semifinals vs. Puerto Rico.
- Has also competed with Canada's senior national team, playing in FIBA World Cup qualifying games during Summer 2018.
- Outstanding size and vision, as well as a high basketball I.Q. that helps him play with maturity beyond his years.

### Personal

- Parents are Claude and Mary Nembhard and has a younger brother, Ryan.
- Favorite NBA player is Kevin Durant.
- Wears #2 because that's the number he was given as a freshman in high school so he stuck with it.
- Came to Florida for the great academic environment, the coaching staff and because he felt he could contribute to the team.
- Has two colors in his left eye.
- Also considered Ohio State, USC, Gonzaga and Stanford.





# 0 MIKE OKAURU

Sophomore | Guard | 1L | 6-3 | 184 | Raleigh, N.C. | Brewster Academy

## Overview

- Point guard who showed tremendous growth over the course of his freshman season, playing 10+ minutes in 10 of the Gators' last 12 games of the season.
- Shot .404 from 3-point range as a freshman, hitting 19 of 47 attempts.
- Rated a four-star prospect by ESPN and a three-star prospect by Rivals and 247sports. Ranked the No. 8 player out of the state of North Carolina.
- Great size and athleticism with playmaking ability.
- Helped Brewster to a 33-0 record and a national championship as a senior. Before Brewster, played his high school ball at Ravenscroft School in Raleigh, N.C.

## 2017-18, Freshman Season

- Regular part of the Gators' rotation in a deep and talented backcourt, and made his first career start in the win vs. #12 Auburn.
- Showed a scoring knack with 13 points in his collegiate debut and followed with a 15-point outing vs.

Stanford at the PK80.

- Posted a 14-point effort in 14 minutes vs. Georgia, giving him three straight games with at least eight points scored.
- Entered Florida with the reputation of a high-motor defensive specialist, but proved his capability as a scorer, as well.

## Personal

- Parents are Helen Ayewah and AB Okauru and siblings are Shana and Sam Okauru.
- Nicknames are Mike and Money Mike.
- Favorite NBA player is Russell Westbrook.
- Came to Florida because he felt it was the best fit for him and felt a family vibe here.
- Prides himself on being a winner and very competitive.
- Also considered Georgia Tech.

## Okauru Career Statistics

Year	GP			Min	Avg	Total			3-Point			F-Throw			Rebounds				PF	FO	Ast	TO	Blk	Stl	Pts	Avg
	GS	1	377			FG	FGA	Pct	FG	FGA	Pct	FT	FTA	Pct	Off	Def	Tot	Avg								
2017-18	34	1	377	11.1	47	101	.465	19	47	.404	17	30	.567	5	29	34	1.0	35	0	21	13	2	18	130	3.8	

## Okauru SEC Statistics

Year	GP			Min	Avg	Total			3-Point			F-Throw			Rebounds				PF	FO	Ast	TO	Blk	Stl	Pts	Avg
	GS	1	193			FG	FGA	Pct	FG	FGA	Pct	FT	FTA	Pct	Off	Def	Tot	Avg								
2017-18	18	1	193	10.7	25	60	.417	8	26	.308	6	15	.400	3	12	15	0.8	18	0	9	5	1	10	64	3.6	

# MIKE OKAURU

## Okauru Game Highs

<b>Points</b>	2017-18/Career	15, vs. Stanford (11/23/17)
<b>Rebounds</b>	2017-18/Career	3, 3x, last vs. Texas Tech (3/17/18)
<b>Field Goals</b>	2017-18/Career	6, vs. Stanford (11/23/18)
<b>Field Goal Attempts</b>	2017-18/Career	8, 2x, last at South Carolina (2/10/18)
<b>3-Point Field Goals</b>	2017-18/Career	2, 6x, last vs. Georgia (2/14/18)
<b>3-Point FG Attempts</b>	2017-18/Career	6, vs. Incarnate Word (12/22/18)

<b>Free Throws</b>	2017-18/Career	5, vs. Gardner-Webb (11/13/17)
<b>Free Throw Attempts</b>	2017-18/Career	7, vs. Gardner-Webb (11/13/17)
<b>Assists</b>	2017-18/Career	4, vs. Gardner-Webb (11/13/17)
<b>Steals</b>	2017-18/Career	3, vs. Incarnate Word (12/22/17)
<b>Blocked Shots</b>	2017-18/Career	1, at South Carolina (2/10/18)
<b>Minutes Played</b>	2017-18/Career	23, vs. Incarnate Word (12/22/17)

## Okauru Miscellaneous Stats

	17-18	Career
Times led UF in scoring	0	0
Times led UF in Rebounds	0	0
Times led UF in Assists	0	0
Double figure scoring	3	3
Dunks	2	2
Charges Drawn	0	0
First off the Bench	1	1
Scored UF's First Points	1	1
Three-Point Plays	1-4	1-4

## Okauru Game-By-Game

2017-18	Date	GS	Min	FG	FGA	Pct	3FG	FGA	Pct	FT	FTA	Pct	Off	Def	Tot	Avg	PF	FO	A	TO	Blk	Stl	Pts	Avg
GARDNER-WEBB	11/13/17		16	3	4	.750	2	2	1.000	5	7	.714	0	2	2	2.0	2	0	4	2	0	0	13	13.0
NORTH FLORIDA	11/16/17		17	1	4	.250	0	1	.000	0	0	.000	1	1	2	2.0	2	0	3	0	0	2	2	7.5
NEW HAMPSHIRE	11/19/17		4	0	0	.000	0	0	.000	1	2	.500	0	0	0	1.3	0	0	0	0	0	0	1	5.3
vs Stanford	11/23/17		20	6	7	.857	2	3	.667	1	2	.500	0	2	2	1.5	2	0	2	1	1	0	15	7.8
vs Gonzaga	11/24/17		10	1	2	.500	1	1	1.000	0	0	.000	0	0	0	1.2	0	0	0	0	0	0	3	6.8
vs Duke	11/26/17		3	0	0	.000	0	0	.000	0	1	1.2	1	1	1.2	1	0	0	0	0	0	0	0	5.7
FLORIDA STATE	12/4/17		10	1	2	.500	1	1	1.000	0	0	.000	0	1	1	1.1	1	0	1	0	0	0	3	5.3
LOYOLA CHICAGO	12/6/17		4	0	0	.000	0	0	.000	0	0	.000	0	0	0	1.0	1	0	0	0	0	0	0	4.6
vs Cincinnati	12/9/17		4	0	0	.000	0	0	.000	0	0	.000	0	1	1	1.0	0	0	0	0	0	0	0	4.1
vs Clemson	12/16/17		4	0	0	.000	0	0	.000	0	0	.000	0	0	0	0.9	1	0	0	0	0	0	0	3.7
JAMES MADISON	12/20/17		11	2	3	.667	1	2	.500	2	2	1.000	1	0	1	0.9	0	0	1	0	0	0	7	4.0
INCARNATE WORD	12/22/17		23	3	8	.375	2	6	.333	0	0	.000	0	3	3	1.1	1	0	0	1	0	3	8	4.3
VANDERBILT	12/30/17		6	0	3	.000	0	2	.000	0	0	.000	0	2	2	1.2	1	0	0	0	0	0	0	4.0
at Texas A&M	1/2/18		1	0	0	.000	0	0	.000	0	0	.000	0	0	0	1.1	0	0	0	0	0	0	0	3.7
at Mizzou	1/6/18		13	2	5	.400	1	3	.333	0	0	.000	0	3	3	1.2	1	0	2	1	0	0	5	3.8
MISSISSIPPI STATE	1/10/18		19	1	2	.500	0	0	.000	1	2	.500	0	2	2	1.3	0	0	1	0	0	1	3	3.8
at Ole Miss	1/13/18		15	3	6	.500	2	4	.500	1	2	.500	0	1	1	1.2	0	0	1	0	0	0	9	4.1
ARKANSAS	1/17/18		13	2	5	.400	0	1	.000	0	0	.000	1	0	1	1.2	0	0	0	0	0	0	4	4.1
at Kentucky	1/20/18		6	0	0	.000	0	0	.000	0	0	.000	0	0	0	1.2	1	0	0	0	0	0	0	3.8
SOUTH CAROLINA	1/24/18		6	0	0	.000	0	0	.000	0	0	.000	0	0	0	1.1	2	0	0	0	0	0	0	3.7
BAYLOR	1/27/18		12	0	2	.000	0	1	.000	0	0	.000	0	1	1	1.1	0	0	0	1	0	1	0	3.5
at Georgia	1/30/18		0	0	0	.000	0	0	.000	0	0	.000	0	0	0	1.0	1	0	0	0	0	0	0	3.3
ALABAMA	2/3/18		11	0	3	.000	0	2	.000	1	2	.500	1	0	1	1.0	2	0	0	0	0	2	1	3.2
LSU	2/7/18		17	4	7	.571	1	3	.333	0	2	.000	0	0	0	1.0	1	0	0	0	0	1	9	3.5
at South Carolina	2/10/18		15	3	8	.375	2	4	.500	0	0	.000	1	0	1	1.0	1	0	0	0	1	0	8	3.6
GEORGIA	2/14/18		14	5	6	.833	2	3	.667	2	4	.500	0	0	0	1.0	1	0	0	1	0	2	14	4.0
at Vanderbilt	2/17/18		19	2	4	.500	0	1	.000	0	1	.000	0	1	1	1.0	0	0	3	0	0	1	4	4.0
at Tennessee	2/21/18		9	1	5	.200	0	1	.000	0	0	.000	0	0	0	0.9	2	0	0	1	0	1	2	4.0
AUBURN	2/24/18	*	13	0	2	.000	0	1	.000	0	0	.000	0	1	1	0.9	1	0	0	0	0	1	0	3.8
at Alabama	2/27/18		7	0	0	.000	0	0	.000	1	2	.500	0	1	1	0.9	2	0	1	1	0	0	1	3.7
KENTUCKY	3/3/18		10	2	4	.500	0	1	.000	0	0	.000	0	1	1	0.9	2	0	1	1	0	1	4	3.7
vs Arkansas	3/9/18		13	2	4	.500	1	3	.333	0	0	.000	0	1	1	0.9	2	0	0	0	0	1	5	3.8
vs St. Bonaventure	3/15/18		17	2	3	.667	1	1	1.000	2	2	1.000	0	1	1	0.9	2	0	0	1	0	1	7	3.9
vs Texas Tech	3/17/18		16	1	2	.500	0	0	.000	0	0	.000	0	3	3	1.0	2	0	1	2	0	0	2	3.8
<b>Totals</b>		<b>1</b>	<b>378</b>	<b>47</b>	<b>101</b>	<b>.465</b>	<b>19</b>	<b>47</b>	<b>.404</b>	<b>17</b>	<b>30</b>	<b>.567</b>	<b>5</b>	<b>29</b>	<b>34</b>	<b>1.0</b>	<b>35</b>	<b>0</b>	<b>21</b>	<b>13</b>	<b>2</b>	<b>18</b>	<b>130</b>	<b>3.8</b>





# 15 ISAIAH STOKES

Freshman | Forward | SQ | 6-8 | 270 | Memphis, Tenn. | IMG Academy

### Overview

- Rated a four-star prospect by ESPN.
- Ranked 60th in the ESPN 100 rankings for 2017.
- Strong and powerful with a great post arsenal and a solid jump shot.
- Brother of Jarnell Stokes, a two-time All-SEC player at Tennessee.
- Once broke a backboard in high school and wears a size 20 shoe.
- ESPN.com bottom line: "He's said to be very similar to his brother [Jarnell] at the same stage of their development, but he has a shad of Kennedy Meeks in his too as his wide frame, quick feet, and solid skill set inside of 15 feet make him a major mismatch problem."

### 2017-18, Redshirt Season

- Took a redshirt while rehabbing from a torn ACL suffered while in high school.

### Personal

- Parents are Willie and Shanda and siblings are Kaitlin, Jarnell and Chris.
- Nicknames are OG and Zay.
- Also played football in high school.
- Favorite NBA player is Carmelo Anthony.
- Came to UF because of the culture, the fans, the coaches and Preston Greene.
- Takes pride in being a family man.
- Also considered North Carolina, Tennessee, Iowa State and TCU.



# 25 KEITH STONE



Junior | Forward | 2L | 6-8 | 253 | Deerfield Beach, Florida | Zion Lutheran

### Overview

- Smooth player with the size and strength to compete on the interior.
- Stone is an offensively gifted player with a soft touch that enables him to fill the stretch-4 role.
- Moved into the starting lineup at the power forward for the majority of his sophomore year, posting three 20-point games.
- Rated a four-star prospect by ESPN and a three-star by Rivals.

### 2017-18, Sophomore Season

- Averaged 8.8 points and 4.3 rebounds per game, starting 26 games and appearing in all 34.
- Had three 20-point games, including his career-high with 23 points at Ole Miss. That game included a 13-for-18 performance at the free throw line, which marked the most free throw attempts for a Gator since Joakim Noah's 22 vs. Georgia in 2006.
- Led the Gators with 22 points in the SEC Tournament game vs. Arkansas and posted his first career 10-rebound game vs. Texas Tech in the NCAA Tournament.
- Had a breakout game in Florida's win at #11 Texas A&M, setting career highs in points (18, since eclipsed),

field goals (seven) and 3-pointers (four).

- Has been pressed into minutes at the 5 due to Florida's frontcourt injuries, but is most at home at the power forward position where he has the size to compete down low but the versatility to stretch defenses.

### 2016-17, Freshman Season

- Averaged 3.6 points and 2.2 rebounds in 34 appearances, all off the bench.
- Had a breakout performance vs. Miami at the AdvoCare Invitational, scoring 15 points and grabbing eight rebounds.
- Led the Gators with 14 points in a critical road win at Alabama.
- Scored 17 in UF's overtime win vs. Georgia, including a go-ahead 3-pointer in overtime that put the Gators ahead for good.

### 2015-16, Redshirt Season

- Took a redshirt to spend the season gaining strength and practice reps.
- Competed on the scout team in the role of the opponent's primary scorer.

### Stone Career Statistics

Year	GP	GS	Min	Avg	Total			3-Point			F-Throw			Rebounds				PF	FO	Ast	TO	Blk	Stl	Pts	Avg
					FG	FGA	Pct	FG	FGA	Pct	FT	FTA	Pct	Off	Def	Tot	Avg								
2016-17	34	0	410	12.1	44	104	.423	15	46	.326	20	31	.645	29	45	74	2.2	46	1	18	23	7	11	123	3.6
2017-18	34	26	817	24.0	98	224	.438	39	92	.424	65	90	.722	53	94	147	4.3	91	1	24	46	29	20	300	8.8
<b>Totals</b>	<b>68</b>	<b>26</b>	<b>1227</b>	<b>18.0</b>	<b>54</b>	<b>138</b>	<b>.391</b>	<b>54</b>	<b>138</b>	<b>.391</b>	<b>85</b>	<b>121</b>	<b>.702</b>	<b>82</b>	<b>139</b>	<b>221</b>	<b>3.3</b>	<b>137</b>	<b>2</b>	<b>42</b>	<b>69</b>	<b>36</b>	<b>31</b>	<b>423</b>	<b>6.2</b>

### Stone SEC Statistics

Year	GP	GS	Min	Avg	Total			3-Point			F-Throw			Rebounds				PF	FO	Ast	TO	Blk	Stl	Pts	Avg
					FG	FGA	Pct	FG	FGA	Pct	FT	FTA	Pct	Off	Def	Tot	Avg								
2016-17	16	0	202	12.6	20	51	.392	8	28	.286	10	18	.556	17	19	36	2.3	30	1	12	7	1	6	58	3.6
2017-18	18	15	472	26.2	60	139	.432	21	57	.368	43	60	.717	32	55	87	4.8	51	1	13	26	17	9	184	10.2
<b>Totals</b>	<b>34</b>	<b>15</b>	<b>674</b>	<b>19.8</b>	<b>80</b>	<b>190</b>	<b>.421</b>	<b>29</b>	<b>85</b>	<b>.341</b>	<b>53</b>	<b>78</b>	<b>.679</b>	<b>49</b>	<b>74</b>	<b>123</b>	<b>3.6</b>	<b>81</b>	<b>2</b>	<b>25</b>	<b>33</b>	<b>18</b>	<b>15</b>	<b>242</b>	<b>7.1</b>



# KEITH STONE



## Prep

- Helped Zion Lutheran to a 20-8 record and a 2A regional semifinal appearance during his senior year.
- Named first-team Class 2A All-State as a senior by the Florida Association of Basketball Coaches.

## Personal

- Parents are Julia Nero and William Stone.
- Siblings are Jeremy, Daniel and Kira Stone.
- Nicknamed Smooth.
- Came to Florida because he's a Florida boy.
- Also considered Virginia Tech and VCU.

## Stone Game Highs

<b>Points</b>	
2017-18/Career	23, at Ole Miss (1/13/18)
<b>Rebounds</b>	
2017-18/Career	10, vs. Texas Tech (3/17/18)
<b>Field Goals</b>	
2017-18/Career	8, vs. Arkansas (3/9/18)
<b>Field Goal Attempts</b>	
2017-18/Career	14, at Texas A&M (1/2/18)
<b>3-Point Field Goals</b>	
2017-18/Career	4, 2x, last vs. Arkansas (3/9/18)
<b>3-Point FG Attempts</b>	
2017-18/Career	6, 2x, last at Tennessee (2/21/18)
<b>Free Throws</b>	
2017-18/Career	13, at Ole Miss (1/13/18)
<b>Free Throw Attempts</b>	
2017-18/Career	18, at Ole Miss (1/13/18)
<b>Assists</b>	
2017-18	3, vs. Gardner-Webb (11/13/17)
Career	3, 2x, last vs. Gardner-Webb (11/13/17)

## Steals

2017-18	2, 5x, last at Kentucky (1/20/18)
Career	3, vs. Georgia (1/14/17)

## Blocked Shots

2017-18/Career	3, 3x, last vs. St. Bona. (3/17/18)
----------------	-------------------------------------

## Minutes Played

2017-18/Career	35, at Ole Miss (1/13/18)
----------------	---------------------------

## Stone Miscellaneous Stats

	16-17	17-18	Career
Times led UF in scoring	1	3	4
Times led UF in Rebounds	1	4	5
Times led UF in Assists	0	0	0
Double figure scoring	4	11	15
Double-Doubles	0	0	0
Dunks	1	14	15
Charges Drawn	2	13	15
First off the Bench	8	7	15
Scored UF's First Points	0	6	6
Three-Point Plays	1-2	4-5	5-7

# KEITH STONE

## Stone Game-By-Game

2016-17	Date	GS	Min	FG	FGA	Pct	3FG	FGA	Pct	FT	FTA	Pct	Off	Def	Tot	Avg	PF	FO	A	TO	Blk	Stl	Pts	Avg	
vs FGCU	11/11/16		8	0	3	.000	0	1	.000	0	0	.000	1	1	2	2.0	1	0	0	1	1	0	0	0	0.0
vs Mercer	11/13/16		11	0	3	.000	0	1	.000	2	2	1.000	1	2	3	2.5	1	0	3	1	0	0	0	2	1.0
vs St. Bonaventure	11/17/16		2	0	1	.000	0	0	.000	0	0	.000	0	0	0	1.7	0	0	0	0	0	0	0	0	0.7
vs Belmont	11/21/16		16	2	4	.500	0	1	.000	0	0	.000	0	1	1	1.5	1	0	2	0	1	0	0	4	1.5
vs Seton Hall	11/24/16		6	0	2	.000	0	2	.000	0	0	.000	0	0	0	1.2	1	0	0	0	0	0	0	0	1.2
vs Gonzaga	11/25/16		4	0	2	.000	0	1	.000	0	0	.000	0	0	0	1.0	0	0	0	1	0	0	0	0	1.0
vs Miami	11/27/16		25	5	8	.625	2	2	1.000	3	4	.750	4	4	8	2.0	1	0	0	1	1	1	1	15	3.0
at North Florida	12/1/16		17	2	2	1.000	1	1	1.000	3	4	.750	1	0	1	1.9	1	0	1	2	0	0	0	8	3.6
vs Duke	12/6/16		12	1	5	.200	1	2	.500	0	0	.000	0	1	1	1.8	1	0	0	1	0	1	1	3	3.6
at Florida State	12/11/16		17	1	2	.500	0	1	.000	0	0	.000	1	2	3	1.9	2	0	0	0	0	0	0	2	3.4
vs Charlotte	12/17/16		19	4	5	.800	0	0	.000	2	2	1.000	2	2	4	2.1	1	0	0	1	2	0	0	10	4.0
LITTLE ROCK	12/21/16		18	2	2	1.000	1	1	1.000	0	0	.000	0	2	2	2.1	2	0	0	2	0	1	1	5	4.1
at Arkansas	12/29/16		10	2	3	.667	1	2	.500	0	0	.000	0	0	0	1.9	0	0	0	0	0	0	0	5	4.2
OLE MISS	1/3/17		7	0	1	.000	0	1	.000	0	0	.000	1	0	1	1.9	1	0	1	0	0	0	0	0	3.9
TENNESSEE	1/7/17		13	2	6	.333	0	2	.000	1	2	.500	1	0	1	1.8	1	0	1	0	0	0	0	5	3.9
at Alabama	1/10/17		16	4	6	.667	3	3	1.000	3	5	.600	1	1	2	1.8	3	0	2	0	0	1	1	14	4.6
GEORGIA	1/14/17		28	5	6	.833	3	4	.750	4	5	.800	0	2	2	1.8	2	0	1	1	1	3	17	5.3	
at South Carolina	1/18/17		23	0	3	.000	0	3	.000	1	5	.200	1	5	6	2.1	4	0	0	0	0	1	1	1	5.1
VANDERBILT	1/21/17		7	0	2	.000	0	2	.000	0	0	.000	0	0	0	1.9	1	0	0	0	0	0	0	0	4.8
at LSU	1/25/17		17	0	3	.000	0	2	.000	0	0	.000	4	1	5	2.1	4	0	1	1	0	1	0	0	4.6
at Oklahoma	1/28/17		7	0	1	.000	0	1	.000	0	0	.000	0	3	3	2.1	0	0	0	0	1	0	0	0	4.3
at Georgia	2/7/17		15	0	4	.000	0	1	.000	0	0	.000	3	2	5	2.3	0	0	1	0	0	0	0	0	4.1
TEXAS A&M	2/11/17		8	0	2	.000	0	1	.000	0	0	.000	0	2	2	2.3	0	0	0	1	0	0	0	0	4.0
at Auburn	2/14/17		6	0	0	.000	0	0	.000	0	0	.000	0	0	0	2.2	5	1	0	0	0	0	0	0	3.8
at Mississippi State	2/18/17		2	0	1	.000	0	1	.000	0	0	.000	0	1	1	2.1	1	0	0	1	0	0	0	0	3.6
SOUTH CAROLINA	2/21/17		11	1	2	.500	0	1	.000	0	0	.000	3	0	3	2.2	4	0	2	1	0	0	0	2	3.6
at Kentucky	2/25/17		11	0	2	.000	0	2	.000	0	0	.000	0	1	1	2.1	0	0	0	0	0	0	0	0	3.4
ARKANSAS	3/1/17		9	3	4	.750	1	1	1.000	1	1	1.000	1	2	3	2.1	1	0	0	0	0	0	0	8	3.6
at Vanderbilt	3/4/17		19	3	6	.500	0	2	.000	0	0	.000	2	2	4	2.2	3	0	3	2	0	0	0	6	3.7
vs Vanderbilt	3/10/17		15	3	5	.600	0	1	.000	0	0	.000	0	5	5	2.3	0	0	0	2	0	1	1	6	3.8
vs ETSU	3/16/17		7	0	2	.000	0	0	.000	0	0	.000	2	1	3	2.3	0	0	0	0	0	0	0	0	3.6
vs Virginia	3/18/17		11	1	2	.500	1	1	1.000	0	0	.000	0	0	0	2.3	0	0	0	2	0	1	1	3	3.6
vs Wisconsin	3/24/17		6	2	2	1.000	1	1	1.000	0	1	.000	0	1	1	2.2	2	0	0	1	0	0	0	5	3.7
vs South Carolina	3/26/17		7	1	2	.500	0	1	.000	0	0	.000	0	1	1	2.2	2	0	0	1	0	0	0	2	3.6
<b>Totals</b>	<b>34 Games</b>	<b>0</b>	<b>410</b>	<b>44</b>	<b>104</b>	<b>.423</b>	<b>15</b>	<b>46</b>	<b>.326</b>	<b>20</b>	<b>31</b>	<b>.645</b>	<b>29</b>	<b>45</b>	<b>74</b>	<b>2.2</b>	<b>46</b>	<b>1</b>	<b>18</b>	<b>23</b>	<b>7</b>	<b>11</b>	<b>123</b>	<b>3.6</b>	

2017-18	Date	GS	Min	FG	FGA	Pct	3FG	FGA	Pct	FT	FTA	Pct	Off	Def	Tot	Avg	PF	FO	A	TO	Blk	Stl	Pts	Avg	
GARDNER-WEBB	11/13/17	*	19	1	3	.333	1	2	.500	0	0	.000	1	1	2	2.0	4	0	3	1	1	0	0	3	3.0
NORTH FLORIDA	11/16/17	*	24	6	7	.857	2	2	1.000	0	0	.000	2	1	3	2.5	4	0	1	0	1	2	2	14	8.5
NEW HAMPSHIRE	11/19/17	*	21	0	2	.000	0	1	.000	2	2	1.000	0	1	1	2.0	4	0	0	0	0	0	0	2	6.3
vs Stanford	11/23/17	*	20	1	7	.143	1	1	1.000	2	3	.667	0	3	3	2.3	1	0	1	0	0	2	2	5	6.0
vs Gonzaga	11/24/17	*	34	3	5	.600	2	4	.500	1	2	.500	0	4	4	2.6	4	0	2	2	1	1	1	9	6.6
vs Duke	11/26/17	*	16	1	5	.200	0	0	.000	0	0	.000	0	1	1	2.3	2	0	0	2	0	0	0	2	5.8
FLORIDA STATE	12/4/17	*	16	1	2	.500	1	2	.500	2	2	1.000	1	2	3	2.4	3	0	0	3	1	0	0	5	5.7
LOYOLA CHICAGO	12/6/17	*	18	4	7	.571	0	1	.000	0	0	.000	3	2	5	2.8	1	0	0	2	0	0	0	8	6.0
vs Cincinnati	12/9/17	*	25	1	8	.125	1	3	.333	2	2	1.000	0	3	3	2.8	3	0	0	1	2	2	2	5	5.9
vs Clemson	12/16/17	*	11	1	1	1.000	1	1	1.000	0	0	.000	1	2	3	2.8	3	0	1	2	0	0	0	3	5.6
JAMES MADISON	12/20/17	*	19	2	6	.333	2	3	.667	1	3	.333	2	2	4	2.9	1	0	0	4	0	0	0	7	5.7
INCARNATE WORD	12/22/17	*	24	1	3	.333	0	1	.000	4	5	.800	3	1	4	3.0	1	0	0	2	0	2	2	6	5.8
VANDERBILT	12/30/17	*	28	2	9	.222	0	1	.000	2	2	1.000	3	3	6	3.2	4	0	1	1	3	1	1	6	5.8
at Texas A&M	1/2/18	*	30	7	14	.500	4	6	.667	0	0	.000	2	3	5	3.4	4	0	1	3	1	0	0	18	6.6
at Mizzou	1/6/18	*	32	5	9	.556	2	4	.500	1	3	.333	2	4	6	3.5	2	0	1	1	2	0	0	13	7.1
MISSISSIPPI STATE	1/10/18	*	30	4	9	.444	1	4	.250	1	1	1.000	4	4	8	3.8	1	0	0	4	0	0	0	10	7.3
at Ole Miss	1/13/18	*	35	4	10	.400	2	4	.500	13	18	.722	4	4	8	4.1	5	1	2	4	0	1	1	23	8.2
ARKANSAS	1/17/18	*	19	2	6	.333	0	1	.000	3	5	.600	0	3	3	4.0	2	0	0	0	0	0	0	7	8.1
at Kentucky	1/20/18	*	23	5	9	.556	2	4	.500	2	3	.667	1	2	3	3.9	4	0	1	1	0	2	1	14	8.4
SOUTH CAROLINA	1/24/18	*	22	1	3	.333	0	2	.000	0	2	.000	0	2	2	3.9	1	0	1	1	1	1	1	2	8.1
BAYLOR	1/27/18	*	24	3	6	.500	1	3	.333	2	2	1.000	0	1	1	3.7	0	0	1	0	1	1	1	9	8.1
at Georgia	1/30/18	*	25	2	6	.333	1	4	.250	0	0	.000	3	3	6	3.8	3	0	1	1	1	0	0	5	8.0
ALABAMA	2/3/18	*	30	4	9	.444	1	3	.333	3	4	.750	2	3	5	3.9	1	0	1	2	0	1	1	12	8.2
LSU	2/7/18	*	26	5	8	.625	1	2	.500	4	4	1.000	0	3	3	3.8	3	0	0	0	1	0	0	15	8.5
at South Carolina	2/10/18	*	25	0	2	.000	0	0	.000	3	3	1.000	2	4	6	3.9	3	0	0	0	3	0	0	3	8.2
GEORGIA	2/14/18	*	31	2	7	.286	0	3	.000	3	4	.750	1	5	6	4.0	3	0	0	1	0	0	0	7	8.2
at Vanderbilt	2/17/18	*	33	7	11	.636	2	3	.667	4	4	1.000	2	4	6	4.1	1	0	0	2	1	1	1	20	8.6
at Tennessee	2/21/18	*	23	3	9	.333	1	6	.167	4	7	.571	0	3	3	4.0	4	0	0	2	1	1	1	11	8.7
AUBURN	2/24/18	*	11	0	2	.000	0	1	.000	0	0	.000	1	1	2	4.0	2	0	1	0	0	1	0	0	8.4
at Alabama	2/27/18	*	23	3	6	.500	2	5	.400	0	0	.000	0	3	3	3.9	4	0	1	1	1	0	0	8	8.4
KENTUCKY	3/3/18																								



# 2017-18 SEASON NOTES

## 2017-18 Notes & Facts

- The Gators returned to the NCAA Tournament for the second straight season and posted a 20-win season for the third consecutive year.
- Florida finished third place in the Southeastern Conference, posting an 11-7 record in league play. It marked the Gators' second consecutive top-three finish in the SEC.
- The Gators have won at least one postseason game all three years under Mike White, advancing to the NCAA second round this season on the heels of a 2017 Elite Eight appearance and a 2016 NIT quarterfinal appearance.
- UF's 34 SEC victories in Mike White's first three seasons leading the team ranks second among active SEC coaches in their first three seasons.
- Florida's six top-25 wins in the regular season tied for most in the nation, and its 10 RPI Quad 1 victories ranked second.
- UF led the SEC in turnover margin (+4.0) and assist-to-turnover ratio (1.3) and finished third in scoring margin (+6.6), steals (7.0) and 3-pointers made per game (9.1).
- Chris Chiozza earned first-team All-SEC and SEC All-Defensive Team accolades. His 3.4 assist-to-turnover ratio and 6.2 assists per game both lead the SEC, while his 1.9 steals rank second.
- Chris Chiozza broke Erving Walker's all-time assists record during the Gators' Senior Day victory vs. #23 Kentucky, which featured a 22-point performance by Jalen Hudson.
- The Gators topped 12th-ranked Auburn behind 24 points from KeVaughn Allen and 19 from Jalen Hudson, while Chris Chiozza dropped 12 assists.

- UF routed Baylor to help the SEC to its first SEC/Big 12 Challenge victory. The Gators opened the game 8-for-9 from 3-point range.
- Florida's road win at #18 Kentucky came in spite of a cold shooting night from 3, as the Gators shot 6-for-30 from distance but still outlasted UK.
- UF picked up the road win at Missouri behind Chris Chiozza's last-second pickpocket and fastbreak layup with :00.1 on the clock.
- Florida has 10 top-25 wins under Mike White, including a nation-leading six this season. Six ties for third-most in UF history and the most since a program-record eight in 2006-07.
- The Gators picked a gut-check 66-60 neutral-site victory in Newark vs. 17th-ranked Cincinnati as Florida forced the Bearcats into 21 turnovers.
- Florida topped 17th-ranked Gonzaga in the PK80 semis, 111-105, in double overtime behind 35 points from Jalen Hudson, 26 points and 10 assists by Chris Chiozza and 23 points from KeVaughn Allen.
- The Gators' 17 3-pointers against Gonzaga and at Texas A&M are tied for third-most in team history. Five of UF's top 11 3-point performances in team history have come under Mike White.
- UF opened the PK80 by blitzing Stanford with a school-record 13 first-half 3-pointers, also setting the Gator record (minimum 20 attempts) for 3-point percentage for the game at .682 (15-for-22).
- UF had five players combine for 22 individual 20-point performances this season, the most since having 26 such performances in 2011-12.
- UF opened the season scoring 100+ points in four of its first five games, a mark the Gators had never previously done over any five-game span in team history.

## Chris Chiozza

- Chris Chiozza departs Florida as the team's all-time assists leader, breaking Erving Walker's school record.
- He also rates fourth in steals and became the 54th member of the Gators' 1,000-point club.
- Chiozza became the fourth SEC player to post 1,000 points, 550 assists and 190 steals in his career.

Player	School	Years	P	A	S
Kareem Reid	Arkansas	1996-99	1,475	749	207
C.J. Watson	Tennessee	2002-06	1,424	577	198
Alex Caruso	Texas A&M	2012-16	1,090	649	276
<b>Chris Chiozza</b>	<b>Florida</b>	<b>2014-18</b>	<b>1,025</b>	<b>571</b>	<b>191</b>

## Egor Koulechov

- Egor Koulechov made his presence felt immediately, going for 34 points in the season-opener against Gardner-Webb. That output marked the second-most in a season opener (Neal Walk, 37, 1967) and tied for the most by a player making his Florida debut (Tom Baxley, 34, 1962).
- Despite standing just 6-foot-5, Koulechov led the Gators in rebounding and had a seven-game streak of grabbing at least eight rebounds. He became the third Gator since 1996 to post such a streak, joining Al Horford (10) and Joakim Noah (seven).

## Jalen Hudson

- Led Florida in scoring with 15.5 points per game despite coming off the bench in 15 of the 34 games.
- Had eight 20-point games and had 13 games with at least three 3-pointers made.
- Averaged 25.3 points per game at the Phil Knight Invitational in Portland, earning All-PK80 team honors.
- Was a big part of the Gators' strong finish to the regular season, dropping 27 points in UF's rout of Alabama in Tuscaloosa and another 22 in Florida's Senior Day victory vs. Kentucky.

## KeVaughn Allen

- Though Allen's overall production dipped during his junior year, the explosive shooting guard picked some opportune moments to come up big.
- Allen scored 23 in UF's double-overtime win vs. Gonzaga, exploded for 28 in the win vs. his home state Arkansas and came off the bench for 24, including six 3-pointers, against Auburn.

## Keith Stone

- Posted three 20-point games, including his career-best 23 at Ole Miss. That game included a 13-for-18 day at the free throw line, marking the most free throw attempts for a Gator since Joakim Noah's 22 vs. Georgia in 2006.
- Stone had his breakout game on Jan. 2 at Texas A&M, setting new career highs in points (18, later surpassed), field goals made (seven) and 3-pointers made (four).

## Kevarrius Hayes

- Blocked 67 shots, seventh-most in Florida history, and ranked fourth in the SEC with 2.0 swats per game.
- Only four players in UF history have blocked 60 shots in a season, and all four have done so twice: Hayes, Al Horford, Joakim Noah and Dwayne Schintzius.
- Had 10 points and four steals in the Gators' comeback win at Missouri and a nine-point, nine-rebound day in UF's victory at Kentucky.



# 2017-18 Box Scores

## Florida 116, Gardner-Webb 74

November 13, 2017 • 7 p.m. • Exactech Arena • Gainesville, Fla.

Gardner-Webb 0-2		tot-fg	3-pt	rebounds		pf		tp		a		to blk		s		min		
##	Player	fg	fga	ft	fta	of	de	tot	pf	tp	a	to	blk	s	min			
25	Laster, D.J.	f	8	15	3	2	5	3	7	10	4	19	1	4	0	0	26	
31	Niangane, L'Hassane	c	1	3	0	0	0	0	3	0	3	2	0	1	0	0	19	
00	Robateau, Jamaal	g	0	5	0	2	4	5	0	2	2	4	0	0	0	0	23	
04	Turner, Christian	g	0	0	0	2	2	1	1	2	2	2	0	2	0	0	13	
11	Efianayi, David	g	5	16	0	3	3	4	1	4	5	2	13	2	0	0	31	
01	Cornwall, Jaheam	g	7	10	3	5	1	1	0	1	1	18	2	4	0	1	23	
02	Jamison, Eric	g	2	2	1	1	0	0	0	0	0	0	5	0	0	0	13	
05	O'Reilly, Liam	g	2	9	0	4	0	0	1	2	3	3	4	3	1	0	1	24
10	Johnson, Nate	g	1	2	1	2	0	0	0	0	0	1	3	1	1	0	12	
14	Miller, Brandon	g	2	4	0	0	0	0	0	0	4	4	0	1	0	0	16	
TEAM						1		3		4								
<b>Totals</b>		<b>28</b>	<b>66</b>	<b>6</b>	<b>20</b>	<b>12</b>	<b>17</b>	<b>10</b>	<b>20</b>	<b>30</b>	<b>20</b>	<b>74</b>	<b>9</b>	<b>14</b>	<b>0</b>	<b>2</b>	<b>200</b>	

TOTAL FG%	1st Half: 12-31 38.7%	2nd Half: 16-35 45.7%	Game: 42.4%	DEADBALL
3-Pt. FG%	1st Half: 2-6 33.3%	2nd Half: 4-14 28.6%	Game: 30.0%	REBOUNDS
F Throw %	1st Half: 6-7 85.7%	2nd Half: 6-10 60.0%	Game: 70.6%	2

Florida 1-0		tot-fg	3-pt	rebounds		pf		tp		a		to blk		s		min	
##	Player	fg	fga	ft	fta	of	de	tot	pf	tp	a	to	blk	s	min		
13	Hayes, Kevarrius	f	3	3	0	0	1	2	3	1	4	1	7	0	0	2	21
25	Stone, Keith	f	1	3	1	2	0	0	1	1	2	4	3	1	1	0	19
03	Hudson, Jalen	g	6	8	3	5	1	2	2	16	3	0	0	0	0	19	
04	Koulechov, Egor	g	11	17	6	9	6	6	2	3	5	1	0	2	26		
05	Allen, KeVaughn	g	3	9	2	6	1	2	1	4	5	0	9	3	0	1	26
00	Okauru, Mike	g	3	4	2	2	5	7	0	2	2	2	13	4	2	0	16
01	Johnson, Chase	g	3	3	0	0	3	3	2	0	2	0	9	0	1	1	9
11	Chiozza, Chris	g	1	4	1	3	2	2	0	6	6	0	5	6	1	0	23
12	Gak, Gorjok	g	2	4	0	0	1	2	5	7	0	4	0	1	2	0	12
14	Krause, Mak	g	0	0	0	0	0	0	0	0	0	0	0	0	0	0	3
21	Bassett, Dontay	g	1	2	0	0	0	0	0	1	1	5	2	0	0	0	14
22	Fava, Andrew	g	0	0	0	0	0	0	0	0	0	0	1	0	0	0	2
24	Ballard, Deaundrea	g	6	12	0	2	2	2	0	4	4	1	1	1	1	0	20
TEAM						1		2		3							
<b>Totals</b>		<b>40</b>	<b>69</b>	<b>15</b>	<b>29</b>	<b>21</b>	<b>27</b>	<b>12</b>	<b>31</b>	<b>43</b>	<b>16</b>	<b>116</b>	<b>26</b>	<b>8</b>	<b>8</b>	<b>6</b>	<b>200</b>

TOTAL FG%	1st Half: 20-40 50.0%	2nd Half: 20-29 69.0%	Game: 58.0%	DEADBALL
3-Pt. FG%	1st Half: 10-21 47.6%	2nd Half: 5-8 62.5%	Game: 51.7%	REBOUNDS
F Throw %	1st Half: 5-6 83.3%	2nd Half: 16-21 76.2%	Game: 77.8%	3

Officials: Karl Hess, Glenn Tuitt, Marc Ellard; Technical fouls: Gardner-Webb-None. Florida-None.; Attendance: 8604

Score by Periods	1st	2nd	Total
Gardner-Webb	32	42	74
Florida	55	61	116

## Florida 108, North Florida 68

November 16, 2017 • 7 p.m. • Exactech Arena • Gainesville, Fla.

North Florida 0-4		tot-fg	3-pt	rebounds		pf		tp		a		to blk		s		min	
##	Player	fg	fga	ft	fta	of	de	tot	pf	tp	a	to	blk	s	min		
00	Horchler, Noah	f	4	5	0	0	2	4	0	4	4	1	10	2	2	0	19
02	Aminu, Wajid	f	2	3	0	1	6	6	1	5	6	3	10	1	3	0	24
03	Escobar, JT	g	3	8	2	6	0	0	0	1	1	3	8	0	5	0	19
11	Sams, Garrett	g	0	8	0	5	1	2	1	2	3	1	1	0	1	0	25
21	Gandia-Rosa, Ivan	g	5	9	2	4	0	0	2	3	5	1	12	2	4	0	28
01	Lambright, Emmanuel	g	0	1	0	1	0	0	0	0	0	3	0	1	2	0	9
10	Blount, Osborn	g	1	6	1	4	2	2	0	0	0	2	5	1	0	0	18
12	Burkhardt, Ryan	g	1	3	1	3	0	0	0	0	0	1	3	1	0	0	17
20	Coffey II, Brian	g	2	6	0	2	2	2	0	1	1	0	6	1	0	0	15
22	Day, Trip	g	3	5	1	1	6	10	5	3	8	4	13	0	1	0	17
50	Haid, Benedikt	g	0	1	0	1	0	0	0	2	2	0	0	0	0	0	9
TEAM						1		1		1							
<b>Totals</b>		<b>21</b>	<b>55</b>	<b>7</b>	<b>28</b>	<b>19</b>	<b>26</b>	<b>9</b>	<b>22</b>	<b>31</b>	<b>19</b>	<b>68</b>	<b>10</b>	<b>17</b>	<b>1</b>	<b>1</b>	<b>200</b>

TOTAL FG%	1st Half: 7-26 26.9%	2nd Half: 14-29 48.3%	Game: 38.2%	DEADBALL
3-Pt. FG%	1st Half: 2-13 15.4%	2nd Half: 5-15 33.3%	Game: 25.0%	REBOUNDS
F Throw %	1st Half: 7-8 87.5%	2nd Half: 12-18 66.7%	Game: 73.1%	2

Florida 2-0		tot-fg	3-pt	rebounds		pf		tp		a		to blk		s		min	
##	Player	fg	fga	ft	fta	of	de	tot	pf	tp	a	to	blk	s	min		
25	Stone, Keith	f	6	7	2	2	0	0	2	1	3	4	14	1	0	1	24
12	Gak, Gorjok	c	4	4	0	0	4	4	1	0	1	2	12	1	0	1	10
04	Koulechov, Egor	g	5	16	2	5	1	1	4	6	10	2	13	5	0	0	24
05	Allen, KeVaughn	g	6	10	4	7	2	2	0	5	5	0	18	2	0	0	24
11	Chiozza, Chris	g	3	7	1	2	2	2	0	5	5	2	9	7	2	0	35
00	Okauru, Mike	g	1	4	0	1	0	0	1	1	2	2	2	3	0	0	17
01	Johnson, Chase	g	2	4	0	0	0	1	2	2	4	1	4	1	0	0	10
03	Hudson, Jalen	g	5	11	1	5	1	3	1	2	3	4	12	0	0	0	123
13	Hayes, Kevarrius	g	3	4	0	0	0	1	3	4	7	1	6	1	2	2	18
14	Krause, Mak	g	0	0	0	0	0	0	1	3	0	0	0	0	0	0	3
21	Bassett, Dontay	g	0	0	0	0	1	2	1	3	1	1	1	1	0	0	5
22	Fava, Andrew	g	2	3	0	1	0	0	0	0	0	0	4	0	0	0	3
24	Ballard, Deaundrea	g	5	9	1	2	1	1	1	2	3	4	12	2	1	0	14
TEAM						2		3		3							
<b>Totals</b>		<b>42</b>	<b>79</b>	<b>11</b>	<b>25</b>	<b>13</b>	<b>20</b>	<b>19</b>	<b>30</b>	<b>49</b>	<b>25</b>	<b>108</b>	<b>24</b>	<b>7</b>	<b>4</b>	<b>13</b>	<b>200</b>

TOTAL FG%	1st Half: 18-38 47.4%	2nd Half: 24-41 58.5%	Game: 53.2%	DEADBALL
3-Pt. FG%	1st Half: 6-15 40.0%	2nd Half: 5-10 50.0%	Game: 44.0%	REBOUNDS
F Throw %	1st Half: 3-6 50.0%	2nd Half: 10-14 71.4%	Game: 65.0%	3

Officials: Mike Nance, Patrick Evans, Josue Nieves; Technical fouls: North Florida-None. Florida-None.; Attendance: 9151

Score by Periods	1st	2nd	Total
North Florida	23	45	68
Florida	45	63	108

## Florida 70, New Hampshire 63

November 19, 2017 • 6 p.m. • Exactech Arena • Gainesville, Fla.

New Hampshire 1-2		tot-fg	3-pt	rebounds		pf		tp		a		to blk		s		min		
##	Player	fg	fga	ft	fta	of	de	tot	pf	tp	a	to	blk	s	min			
03	Armstrong, Jacoby	f	1	8	0	2	2	1	4	5	4	4	2	3	0	0	36	
12	Camara, Iba	f	3	5	0	0	1	2	0	10	10	3	7	1	1	0	23	
21	Leissner, Tanner	f	9	23	1	5	4	4	1	4	5	4	23	4	3	0	36	
11	Reed, Jordan	g	2	10	2	6	2	2	0	4	4	2	8	4	2	0	38	
13	Jordan, Elijah	g	4	8	4	6	0	0	1	2	3	3	12	2	1	0	1	29
02	Stewart, Darryl	g	0	1	0	1	0	0	0	0	0	4	0	0	0	0	9	
10	Ogwuche, John	g	3	3	3	3	0	0	0	3	3	2	9	1	1	0	20	
15	Hopkins, Josh	g	0	2	0	2	0	0	0	0	0	1	0	0	0	0	4	
22	Watkins, David	g	0	1	0	0	0	0	1	1	2	0	0	0				



# 2017-18 Box Scores

## Florida 111, Gonzaga 105 (2OT)

November 24, 2017 • 11 p.m. • Moda Center • Portland, Ore.

Florida 5-0		tot-fg		3-pt		rebounds																											
#	Player	fg	fga	fg	fga	ft	fta	of	de	tot	pf	tp	a	to	blk	s	min																
25	Stone, Keith	f	3	5	2	4	1	2	0	4	4	4	9	2	2	1	34																
03	Hudson, Jalen	g	11	20	8	12	5	6	1	4	5	4	35	0	1	1	31																
04	Koulechov, Egor	g	1	9	0	4	2	2	3	6	9	2	4	4	3	0	44																
05	Allen, KeVaughn	g	5	16	2	9	11	11	1	2	3	1	23	5	0	1	46																
11	Chiozza, Chris	g	8	14	4	5	6	8	2	6	8	4	26	10	5	0	46																
00	Okauru, Mike	g	1	2	1	1	0	0	0	0	0	0	3	0	0	0	10																
12	Gak, Gorjok	g	2	2	0	0	0	2	1	0	1	1	4	0	0	0	8																
13	Hayes, Kevarrius	g	1	1	0	0	2	2	0	4	4	5	4	1	1	1	24																
24	Ballard, Deaundrae	g	1	3	0	1	1	2	1	0	1	0	3	0	0	0	7																
TEAM								4		3		7		1																			
<b>Totals</b>		<b>33</b>		<b>72</b>		<b>17</b>		<b>36</b>		<b>28</b>		<b>35</b>		<b>13</b>		<b>29</b>		<b>42</b>		<b>21</b>		<b>111</b>		<b>22</b>		<b>13</b>		<b>4</b>		<b>5</b>		<b>250</b>	

TOTAL FG%	1st Half: 11-29 37.9%	2nd Half: 15-26 57.7%	Game: 45.8%	DEADBALL
3-Pt. FG%	1st Half: 4-12 33.3%	2nd Half: 8-15 53.3%	Game: 47.2%	REBOUNDS
F Throw %	1st Half: 3-6 50.0%	2nd Half: 11-13 84.6%	Game: 80.0%	5

Gonzaga 4-1		tot-fg		3-pt		rebounds																									
#	Player	fg	fga	fg	fga	ft	fta	of	de	tot	pf	tp	a	to	blk	s	min														
03	Williams, Johnathan	f	16	22	1	3	6	8	6	6	12	2	39	3	3	2	44														
24	Kispert, Corey	f	5	8	3	6	2	2	1	1	2	3	15	1	2	0	46														
33	Tillie, Killian	f	5	8	2	3	5	6	1	3	4	5	17	1	2	1	31														
00	Melson, Silas	g	4	16	1	8	3	4	0	3	3	4	12	5	3	1	42														
13	Perkins, Josh	g	6	16	3	7	2	3	1	6	7	5	17	7	3	0	40														
14	Larsen, Jacob	g	0	1	0	0	0	0	0	0	0	0	0	0	0	0	6														
21	Hachimura, Rui	g	1	4	0	1	0	0	3	6	9	0	2	0	0	1	21														
22	Jones, Jeremy	g	0	0	0	0	0	0	0	0	0	3	0	0	0	1	6														
23	Norvell Jr., Zach	g	1	4	0	3	1	2	0	2	2	1	3	0	1	0	14														
TEAM								2		1		3																			
<b>Totals</b>		<b>38</b>		<b>79</b>		<b>10</b>		<b>31</b>		<b>19</b>		<b>25</b>		<b>14</b>		<b>28</b>		<b>42</b>		<b>23</b>		<b>105</b>		<b>17</b>		<b>14</b>		<b>6</b>		<b>250</b>	

TOTAL FG%	1st Half: 12-27 44.4%	2nd Half: 17-30 56.7%	Game: 48.1%	DEADBALL
3-Pt. FG%	1st Half: 4-14 28.6%	2nd Half: 4-10 40.0%	Game: 32.3%	REBOUNDS
F Throw %	1st Half: 8-10 80.0%	2nd Half: 4-5 80.0%	Game: 76.0%	4

Officials: Michael Stephens, Chris Rastatter, Keith Kimble; Technical fouls: Florida-None. Gonzaga-None.; Attendance: 14274

Score by Periods	1st	2nd	OT	OT2	Total
Florida	29	49	17	16	111
Gonzaga	36	42	17	10	105

## Duke 87, Florida 84

November 26, 2017 • 10:30 p.m. • Moda Center • Portland, Ore.

Duke 8-0		tot-fg		3-pt		rebounds																											
#	Player	fg	fga	fg	fga	ft	fta	of	de	tot	pf	tp	a	to	blk	s	min																
34	Carter Jr., Wendell	f	2	7	0	0	2	2	0	7	7	4	6	1	1	1	0	21															
35	Bagley III, Marvin	f	10	20	1	2	9	10	6	9	15	2	30	2	3	1	0	39															
01	Duval, Trevon	g	3	10	1	6	4	4	1	0	1	3	11	6	2	0	35																
02	Trent Jr., Gary	g	4	9	3	5	4	4	0	2	2	1	15	2	1	2	32																
03	Allen, Grayson	g	5	12	4	8	0	0	0	4	4	1	14	7	4	0	40																
12	DeLaurier, Javin	g	3	5	0	1	0	0	2	3	5	4	6	0	1	0	2	12															
15	O'Connell, Alex	g	1	1	1	1	0	0	0	1	1	1	3	0	0	0	9																
20	Bolden, Marques	g	1	2	0	0	0	0	0	3	3	2	2	2	0	0	12																
TEAM								3		2		5																					
<b>Totals</b>		<b>29</b>		<b>66</b>		<b>10</b>		<b>23</b>		<b>19</b>		<b>20</b>		<b>12</b>		<b>31</b>		<b>43</b>		<b>18</b>		<b>87</b>		<b>20</b>		<b>13</b>		<b>4</b>		<b>7</b>		<b>200</b>	

TOTAL FG%	1st Half: 18-39 46.2%	2nd Half: 11-27 40.7%	Game: 43.9%	DEADBALL
3-Pt. FG%	1st Half: 8-17 47.1%	2nd Half: 2-6 33.3%	Game: 43.5%	REBOUNDS
F Throw %	1st Half: 5-6 83.3%	2nd Half: 14-14 100%	Game: 95.0%	2

Florida 5-1		tot-fg		3-pt		rebounds																											
#	Player	fg	fga	fg	fga	ft	fta	of	de	tot	pf	tp	a	to	blk	s	min																
25	Stone, Keith	f	1	5	0	0	0	0	1	1	2	2	2	0	2	0	16																
03	Hudson, Jalen	g	10	20	2	6	2	3	3	7	10	1	24	3	2	1	36																
04	Koulechov, Egor	g	4	12	2	4	5	5	2	4	6	4	15	1	1	0	34																
05	Allen, KeVaughn	g	5	14	3	8	4	4	1	1	2	1	17	0	0	0	35																
11	Chiozza, Chris	g	4	12	1	2	4	4	1	5	6	2	13	7	3	0	35																
00	Okauru, Mike	g	0	0	0	0	0	0	0	1	1	1	0	0	0	0	3																
12	Gak, Gorjok	g	2	2	0	0	1	2	0	0	0	3	5	0	0	1	7																
13	Hayes, Kevarrius	g	1	3	0	0	0	2	1	2	3	2	2	0	1	0	25																
24	Ballard, Deaundrae	g	3	3	0	0	0	0	1	1	2	1	6	0	0	0	9																
TEAM								3		2		5																					
<b>Totals</b>		<b>30</b>		<b>71</b>		<b>8</b>		<b>20</b>		<b>16</b>		<b>20</b>		<b>12</b>		<b>24</b>		<b>36</b>		<b>17</b>		<b>84</b>		<b>11</b>		<b>9</b>		<b>2</b>		<b>7</b>		<b>200</b>	

TOTAL FG%	1st Half: 18-36 50.0%	2nd Half: 12-35 34.3%	Game: 42.3%	DEADBALL
3-Pt. FG%	1st Half: 7-13 53.8%	2nd Half: 1-7 14.3%	Game: 40.0%	REBOUNDS
F Throw %	1st Half: 10-11 90.9%	2nd Half: 6-9 66.7%	Game: 80.0%	2

Officials: Randy McCall, Mike Eades, Jeff Clark; Technical fouls: Duke-None. Florida-None.; Attendance: 15365

Score by Periods	1st	2nd	Total
Duke	49	38	87
Florida	53	31	84

## Florida State 83, Florida 66

December 4, 2017 • 9 p.m. • Exactech Arena • Gainesville, Fla.

Florida State 7-0		tot-fg		3-pt		rebounds																									
#	Player	fg	fga	fg	fga	ft	fta	of	de	tot	pf	tp	a	to	blk	s	min														
00	Cofer, Phil	f	4	12	0	1	2	2	6	6	12	1	10	0	1	0	29														
12	Obiagu, Ike	c	2	3	0	0	0	0	2	0	2	2	4	0	1	1	10														
02	Walker, CJ	g	5	9	3	6	4	6	1	4	5	4	17	4	2	0	34														
11	Angola, Braian	g	2	11	2	7	4	4	0	5	5	2	10	2	4	0	33														
14	Mann, Terance	g	11	17	0	3	3	4	3	5	8	0	25	1	0	0	34														
03	Forrest, Trent	g	2	6	0	0	5	6	3	3	6	5	9	1	0	0	22														
05	Savoy, PJ	g	0	2	0	1	0	0	0	1	1	1	0	0	0	0	5														
23	Walker, MJ	g	2	6	2	5	2	2	0	1	1	1	8	1	2	1	21														
25	Kabengele, Mfondu	g	0	6	0	0	0	0	2	0	2	3	0	0	1	1	12														
40	Allen, Brandon	g	0	0	0	0	0	0	0	0	0	0	0	0	0	0	0+														
TEAM								6		3		9		1																	
<b>Totals</b>		<b>28</b>		<b>72</b>		<b>7</b>		<b>23</b>		<b>24</b>		<b>23</b>		<b>28</b>		<b>51</b>		<b>19</b>		<b>83</b>		<b>9</b>		<b>12</b>		<b>3</b>		<b>8</b>		<b>200</b>	

TOTAL FG%	1st Half: 14-42 33.3%	2nd Half: 14-30 46.7%	Game: 38.9%	DEADBALL
3-Pt. FG%	1st Half: 3-14 21.4%	2nd Half: 4-9 44.4%	Game: 30.4%	REBOUNDS
F Throw %	1st Half: 11-13 84.6%	2nd Half: 9-11 81.8%	Game: 83.3%	2

Florida 5-2		tot-fg		3-pt		rebounds												
#	Player	fg	fga	fg	fga	ft	fta	of	de	tot	pf	tp	a	to	blk	s	min	
13	Hayes, Kevarrius	c	1	3	0	0	1	2	2	0	2	3	3	0	3	3	0	22
03	Hudson, Jalen	g	5	11	2	6	4	9	0	2	2	2	16	0	1	1	0	26
04	Koulechov, Egor	g	4	13	1	7												

# 2017-18 Box Scores

## Florida 66, Cincinnati 60

December 9, 2017 • 6 p.m. • Prudential Center • Newark, N.J.

Cincinnati 7-2		tot-fg		3-pt		rebounds		pf		tp		a		to blk		s		min	
##	Player	fg	fga	fg	fga	ft	fta	of	de	tot	pf	tp	a	to	blk	s	min		
11	Clark, Gary	f	4	8	0	0	1	2	8	5	13	2	9	1	2	0	1	35	
24	Washington, Kyle	f	4	8	1	1	2	2	0	4	4	3	11	0	4	1	1	23	
01	Evans, Jacob	g	4	13	0	4	5	7	1	5	6	4	13	0	5	1	2	37	
03	Jenifer, Justin	g	0	3	0	2	0	0	0	0	0	2	0	1	1	0	0	23	
34	Cumberland, Jarron	g	4	12	2	6	0	1	1	1	2	4	10	2	2	2	1	29	
02	Williams, Keith	g	0	0	0	0	0	0	1	1	0	0	0	1	0	0	0	2	
13	Scott, Tre	g	0	1	0	0	0	0	1	1	2	1	0	0	1	0	0	19	
15	Broome, Cane	g	6	8	1	2	2	4	0	3	3	2	15	0	2	1	2	28	
22	Nsoseme, Eliel	g	0	0	0	0	0	0	0	0	0	1	0	0	1	0	0	1	
33	Brooks, Nysier	g	1	1	0	0	0	0	2	2	2	2	2	0	0	0	0	3	
TEAM																			
<b>Totals</b>		<b>23</b>	<b>54</b>	<b>4</b>	<b>15</b>	<b>10</b>	<b>16</b>	<b>13</b>	<b>22</b>	<b>35</b>	<b>21</b>	<b>60</b>	<b>4</b>	<b>21</b>	<b>5</b>	<b>7</b>	<b>200</b>		

TOTAL FG%	1st Half: 12-27 44.4%	2nd Half: 11-27 40.7%	Game: 42.6%	DEADBALL
3-Pt. FG%	1st Half: 3-8 37.5%	2nd Half: 1-7 14.3%	Game: 26.7%	REBOUNDS
F Throw %	1st Half: 1-3 33.3%	2nd Half: 9-13 69.2%	Game: 62.5%	2

Florida 6-3		tot-fg		3-pt		rebounds		pf		tp		a		to blk		s		min	
##	Player	fg	fga	fg	fga	ft	fta	of	de	tot	pf	tp	a	to	blk	s	min		
25	Stone, Keith	f	1	8	1	3	2	2	0	3	3	3	5	0	1	2	2	25	
03	Hudson, Jalen	g	6	8	3	5	2	2	1	2	3	2	17	0	3	1	2	25	
04	Koulechov, Egor	g	8	15	1	3	4	4	2	5	7	2	21	2	2	0	1	35	
05	Allen, KeVaughn	g	1	5	0	2	0	1	0	1	1	2	2	1	1	0	0	26	
11	Chiozza, Chris	g	6	10	1	2	2	2	1	3	4	4	15	6	3	0	0	36	
00	Okauru, Mike	g	0	0	0	0	0	0	1	1	0	0	0	0	0	0	0	4	
12	Gak, Gorjok	g	0	1	0	0	0	0	0	1	1	2	0	0	1	1	0	7	
13	Hayes, Kevarrius	g	0	3	0	0	2	3	3	6	1	2	0	1	2	1	2	27	
24	Ballard, Deaundrae	g	1	4	0	0	2	3	0	2	2	1	4	0	1	0	1	15	
TEAM																			
<b>Totals</b>		<b>23</b>	<b>54</b>	<b>6</b>	<b>15</b>	<b>14</b>	<b>17</b>	<b>11</b>	<b>22</b>	<b>33</b>	<b>17</b>	<b>66</b>	<b>9</b>	<b>15</b>	<b>6</b>	<b>7</b>	<b>200</b>		

TOTAL FG%	1st Half: 12-25 48.0%	2nd Half: 11-29 37.9%	Game: 42.6%	DEADBALL
3-Pt. FG%	1st Half: 4-7 57.1%	2nd Half: 2-8 25.0%	Game: 40.0%	REBOUNDS
F Throw %	1st Half: 6-7 85.7%	2nd Half: 8-10 80.0%	Game: 82.4%	1

Officials: Byron Jarrett, Don Daily, Doug Shows, Technical fouls: Cincinnati-None. Florida-None.; Attendance: 9112

Score by Periods	1st	2nd	Total
Cincinnati	28	32	60
Florida	34	32	66

## Clemson 71, Florida 69

December 16, 2017 • 4:30 p.m. • BB&T Center • Sunrise, Fla.

Clemson 9-1		tot-fg		3-pt		rebounds		pf		tp		a		to blk		s		min	
##	Player	fg	fga	fg	fga	ft	fta	of	de	tot	pf	tp	a	to	blk	s	min		
14	Thomas, Elijah	f	2	8	0	0	0	0	3	7	10	3	4	1	3	3	1	21	
32	Grantham, Donte	f	4	8	0	0	3	4	2	1	3	2	11	1	2	0	0	36	
02	Reed, Marquise	g	6	8	1	2	9	11	0	5	5	1	22	6	3	0	0	38	
04	Mitchell, Shelton	g	3	7	0	1	4	7	0	1	1	2	10	2	1	0	2	31	
10	DeVoe, Gabe	g	6	11	3	6	4	6	1	5	6	3	19	0	4	1	3	38	
00	Trapp, Clyde	g	1	1	0	0	0	0	0	2	2	0	2	0	0	0	0	4	
05	Donnal, Mark	g	1	2	1	2	0	0	0	0	0	2	3	0	0	1	1	18	
24	Skara, David	g	0	0	0	0	0	2	0	2	2	3	0	0	2	0	0	11	
25	Simms, Aamir	g	0	0	0	0	0	0	0	2	2	1	0	1	0	0	0	3	
TEAM																			
<b>Totals</b>		<b>23</b>	<b>45</b>	<b>5</b>	<b>11</b>	<b>20</b>	<b>30</b>	<b>7</b>	<b>26</b>	<b>33</b>	<b>17</b>	<b>71</b>	<b>11</b>	<b>15</b>	<b>5</b>	<b>7</b>	<b>200</b>		

TOTAL FG%	1st Half: 13-27 48.1%	2nd Half: 10-18 55.6%	Game: 51.1%	DEADBALL
3-Pt. FG%	1st Half: 4-8 50.0%	2nd Half: 1-3 33.3%	Game: 45.5%	REBOUNDS
F Throw %	1st Half: 3-6 50.0%	2nd Half: 17-24 70.8%	Game: 66.7%	5

Florida 6-4		tot-fg		3-pt		rebounds		pf		tp		a		to blk		s		min	
##	Player	fg	fga	fg	fga	ft	fta	of	de	tot	pf	tp	a	to	blk	s	min		
25	Stone, Keith	f	1	1	1	1	0	0	1	2	3	3	3	1	2	0	0	11	
03	Hudson, Jalen	g	7	18	4	8	5	9	0	4	4	1	23	0	1	1	1	34	
04	Koulechov, Egor	g	2	8	2	5	2	2	4	5	9	3	8	1	3	0	0	31	
05	Allen, KeVaughn	g	5	13	2	8	0	0	2	1	3	1	12	3	1	1	1	37	
11	Chiozza, Chris	g	6	12	1	2	1	2	1	0	1	4	14	3	3	0	4	33	
00	Okauru, Mike	g	0	0	0	0	0	0	0	0	0	1	0	0	0	0	0	4	
12	Gak, Gorjok	g	1	3	0	0	1	4	3	2	5	2	3	0	0	0	0	14	
13	Hayes, Kevarrius	g	1	1	0	0	0	0	1	4	5	3	2	0	0	0	0	22	
24	Ballard, Deaundrae	g	2	5	0	0	0	0	1	1	2	3	4	0	1	0	1	14	
TEAM																			
<b>Totals</b>		<b>25</b>	<b>61</b>	<b>10</b>	<b>24</b>	<b>9</b>	<b>17</b>	<b>15</b>	<b>20</b>	<b>35</b>	<b>21</b>	<b>69</b>	<b>8</b>	<b>11</b>	<b>2</b>	<b>7</b>	<b>200</b>		

TOTAL FG%	1st Half: 13-29 44.8%	2nd Half: 12-32 37.5%	Game: 41.0%	DEADBALL
3-Pt. FG%	1st Half: 7-13 53.8%	2nd Half: 3-11 27.3%	Game: 41.7%	REBOUNDS
F Throw %	1st Half: 7-11 63.6%	2nd Half: 2-6 33.3%	Game: 52.9%	3

Officials: Lee Cassell, AJ Desai, Chuck Jones; Technical fouls: Clemson-None. Florida-None.; Attendance: 9152

Score by Periods	1st	2nd	Total
Clemson	33	38	71
Florida	40	29	69

## Florida 72, James Madison 63

December 20, 2017 • 7 p.m. • Exactech Arena • Gainesville, Fla.

James Madison 4-9		tot-fg		3-pt		rebounds		pf		tp		a		to blk		s		min	
##	Player	fg	fga	fg	fga	ft	fta	of	de	tot	pf	tp	a	to	blk	s	min		
12	Phillips, DeVelle	f	1	3	0	0	1	2	0	2	2	3	3	0	4	0	1	11	
23	Snowden, Ramone	f	5	5	3	3	5	6	1	7	8	4	18	2	1	1	2	32	
03	Mosley, Stuckey	g	4	14	1	5	1	2	0	5	3	10	4	2	0	1	1	37	
04	McLean, Joey	g	1	5	0	2	0	0	1	1	4	2	3	3	0	2	19		
05	Banks, Darius	g	4	9	2	5	0	0	4	4	3	10	0	3	0	3	31		
01	Lewis, Matt	g	4	12	2	4	4	4	1	1	2	3	14	2	3	0	1	30	
10	Jones, Greg	g	1	2	0	1	0	0	2	4	6	1	2	0	0	0	0	11	
11	Jacobs, Zach	g	0	2	0	2	0	0	1	0	1	1	0	0	1	0	0	14	
24	Wilson, Dwight	g	1	4	0	0	2	2	4	2	6	0	4	0	1	1	0	15	
TEAM																			
<b>Totals</b>		<b>21</b>	<b>56</b>	<b>8</b>	<b>22</b>	<b>13</b>	<b>16</b>	<b>10</b>	<b>29</b>	<b>39</b>	<b>22</b>	<b>63</b>	<b>11</b>	<b>18</b>	<b>2</b>	<b>10</b>	<b>200</b>		

TOTAL FG%	1st Half: 12-31 38.7%	2nd Half: 9-25 36.0%	Game: 37.5%	DEADBALL
3-Pt. FG%	1st Half: 3-12 25.0%	2nd Half: 5-10 50.0%	Game: 36.4%	REBOUNDS
F Throw %	1st Half: 3-3 100%	2nd Half: 10-13 76.9%	Game: 81.3%	2

Florida 7-4		tot-fg		3-pt		rebounds		pf		tp		a		to blk		s		min	
##	Player	fg	fga	fg	fga	ft	fta	of	de	tot	pf	tp	a	to	blk	s	min		
13	Hayes, Kevarrius	f	0	1	0	0	2	4											



# 2017-18 Box SCORES

## Florida 81, Vanderbilt 74

December 30, 2017 • 4 p.m. • Exactech Arena • Gainesville, Fla.

Vanderbilt 5-8, 0-1 SEC		tot-fg		3-pt		rebounds																							
#	Player	fg	fga	fg	fga	ft	fta	of	de	tot	pf	tp	a	to	blk	s	min												
02	Toye, Joe	f	0	5	0	3	0	0	1	1	5	0	1	1	0	0	21												
11	Roberson, Jeff	f	7	14	3	7	1	3	4	3	7	4	18	1	1	0	34												
00	Lee, Saben	g	4	9	0	2	5	5	0	3	3	3	13	3	2	0	24												
05	Fisher-Davis, M.	g	7	17	3	9	0	0	1	3	4	2	17	1	0	1	33												
13	LaChance, Riley	g	3	5	2	4	3	3	0	4	4	4	11	3	2	0	26												
01	Willis, Payton	g	3	6	3	4	1	2	1	1	2	4	10	4	0	0	28												
03	Austin Jr., Larry	g	0	1	0	0	0	0	0	0	0	0	0	1	1	0	7												
10	Evans, Maxwell	g	0	2	0	1	0	0	0	2	2	0	0	0	1	0	5												
12	Baptiste, Djery	g	0	0	0	0	0	0	2	2	2	0	0	1	2	0	7												
15	Brown, Clevon	g	2	3	1	1	0	1	2	4	6	0	5	0	0	0	15												
TEAM								4		1		5																	
<b>Totals</b>		<b>26</b>		<b>62</b>		<b>12</b>		<b>31</b>		<b>10</b>		<b>14</b>		<b>12</b>		<b>24</b>		<b>74</b>		<b>14</b>		<b>9</b>		<b>3</b>		<b>1</b>		<b>200</b>	

TOTAL FG%	1st Half: 7-25 28.0%	2nd Half: 19-37 51.4%	Game: 41.9%	DEADBALL
3-Pt. FG%	1st Half: 5-12 41.7%	2nd Half: 7-19 36.8%	Game: 38.7%	REBOUNDS
F Throw %	1st Half: 1-1 100%	2nd Half: 9-13 69.2%	Game: 71.4%	0

Florida 9-4, 1-0 SEC		tot-fg		3-pt		rebounds																					
#	Player	fg	fga	fg	fga	ft	fta	of	de	tot	pf	tp	a	to	blk	s	min										
25	Stone, Keith	f	2	9	0	1	2	2	3	3	6	4	6	1	1	3	1	28									
13	Hayes, Kevarrius	c	2	2	0	0	3	4	1	4	5	4	7	2	1	4	0	24									
04	Koulechov, Egor	g	5	13	2	4	10	10	0	8	8	0	22	0	1	0	1	34									
05	Allen, KeVaughn	g	4	6	2	3	6	6	0	3	3	2	16	1	0	2	1	38									
11	Chiozza, Chris	g	7	15	1	4	2	2	0	4	4	3	17	3	1	0	0	36									
00	Okauru, Mike	g	0	3	0	2	0	0	2	2	1	0	0	0	0	0	6										
03	Hudson, Jalen	g	2	5	2	4	2	4	0	2	2	0	8	0	0	1	0	14									
21	Bassett, Dontay	g	0	0	0	0	0	0	1	0	1	0	0	0	0	0	1	4									
24	Ballard, Deaundrae	g	1	1	1	1	2	2	1	1	3	1	5	0	1	0	0	16									
TEAM								1		1		2															
<b>Totals</b>		<b>23</b>		<b>54</b>		<b>8</b>		<b>19</b>		<b>27</b>		<b>30</b>		<b>15</b>		<b>81</b>		<b>7</b>		<b>5</b>		<b>10</b>		<b>4</b>		<b>200</b>	

TOTAL FG%	1st Half: 14-31 45.2%	2nd Half: 9-23 39.1%	Game: 42.6%	DEADBALL
3-Pt. FG%	1st Half: 7-15 46.7%	2nd Half: 1-4 25.0%	Game: 42.1%	REBOUNDS
F Throw %	1st Half: 5-5 100%	2nd Half: 22-25 88.0%	Game: 90.0%	2

Officials: Tony Greene, Tony Henderson, V. Voyard-Tadal; Technical fouls: Vandy-None. Florida-None.; Attendance: 10274

Score by Periods	1st	2nd	Total
Vanderbilt	20	54	74
Florida	40	41	81

## Florida 83, Texas A&M 66

January 2, 2018 • 9 p.m. • Reed Arena • College Station, Texas

Florida 10-4, 2-0 SEC		tot-fg		3-pt		rebounds																									
#	Player	fg	fga	fg	fga	ft	fta	of	de	tot	pf	tp	a	to	blk	s	min														
25	Stone, Keith	f	7	14	4	6	0	0	2	3	5	4	18	1	3	1	0	30													
13	Hayes, Kevarrius	c	4	4	0	0	0	0	1	6	7	2	8	4	0	5	1	33													
04	Koulechov, Egor	g	7	13	5	6	0	0	1	3	4	2	19	2	0	0	3	32													
05	Allen, KeVaughn	g	3	7	1	5	0	0	0	2	2	2	7	5	0	2	0	30													
11	Chiozza, Chris	g	5	12	2	4	0	0	0	4	4	0	12	9	2	0	4	33													
00	Okauru, Mike	g	0	0	0	0	0	0	0	0	0	0	0	0	0	0	0	1													
03	Hudson, Jalen	g	4	6	3	4	0	1	0	2	2	1	11	0	1	0	0	15													
12	Gak, Gorjok	g	0	2	0	0	0	0	1	1	2	1	0	1	1	0	0	7													
24	Ballard, Deaundrae	g	3	6	2	3	0	0	0	1	1	0	8	3	0	0	0	19													
TEAM								1		1		2																			
<b>Totals</b>		<b>33</b>		<b>64</b>		<b>17</b>		<b>28</b>		<b>0</b>		<b>1</b>		<b>6</b>		<b>23</b>		<b>29</b>		<b>12</b>		<b>83</b>		<b>25</b>		<b>7</b>		<b>8</b>		<b>200</b>	

TOTAL FG%	1st Half: 18-32 56.3%	2nd Half: 15-32 46.9%	Game: 51.6%	DEADBALL
3-Pt. FG%	1st Half: 10-16 62.5%	2nd Half: 7-12 58.3%	Game: 60.7%	REBOUNDS
F Throw %	1st Half: 0-0 0.0%	2nd Half: 0-1 0.0%	Game: 0.0%	0

Texas A&M 11-3, 0-2 SEC		tot-fg		3-pt		rebounds																											
#	Player	fg	fga	fg	fga	ft	fta	of	de	tot	pf	tp	a	to	blk	s	min																
44	Williams, Robert	f	5	12	0	0	2	2	3	8	11	1	12	2	2	4	0	34															
34	Davis, Tyler	c	5	11	1	3	1	2	3	4	7	0	12	1	2	2	0	33															
00	Chandler, Jay Jay	g	7	11	3	4	0	0	1	2	3	2	17	2	3	0	1	28															
04	Caldwell, J.J.	g	4	10	0	1	1	1	0	2	2	1	9	7	3	0	0	36															
05	Flagg, Savion	g	2	7	2	4	0	0	3	4	7	0	6	3	2	0	0	31															
02	Starks, T.J.	g	1	3	0	1	0	0	0	0	0	0	2	0	1	0	0	4															
10	Trocha-Morelos, Tonny	g	1	5	1	3	0	0	2	2	4	1	3	2	2	1	0	13															
12	Collins, Chris	g	1	3	1	3	0	0	0	3	3	3	3	0	0	0	0	18															
15	Jasey, Isiah	g	1	1	0	0	0	0	1	0	1	1	2	0	1	1	0	3															
TEAM								1		1																							
<b>Totals</b>		<b>27</b>		<b>63</b>		<b>8</b>		<b>19</b>		<b>4</b>		<b>5</b>		<b>13</b>		<b>26</b>		<b>39</b>		<b>9</b>		<b>66</b>		<b>17</b>		<b>16</b>		<b>8</b>		<b>1</b>		<b>200</b>	

TOTAL FG%	1st Half: 13-29 44.8%	2nd Half: 14-34 41.2%	Game: 42.9%	DEADBALL
3-Pt. FG%	1st Half: 3-5 60.0%	2nd Half: 5-14 35.7%	Game: 42.1%	REBOUNDS
F Throw %	1st Half: 1-1 100%	2nd Half: 3-4 75.0%	Game: 80.0%	1

Officials: Anthony Jordan, Pat Adams, Lee Cassell; Technical fouls: Florida-None. Texas A&M-None.; Attendance: 12524

Score by Periods	1st	2nd	Total
Florida	46	37	83
Texas A&M	30	36	66



Chris Chiozza's last-second steal and layup helped lift the Gators to victory at Missouri and sparked a locker room celebration.

## Florida 77, Missouri 75

January 6, 2018 • 1 p.m. • Mizzou Arena • Columbia, Mo.

Florida 11-4, 3-0 SEC		tot-fg		3-pt		rebounds																											
#	Player	fg	fga	fg	fga	ft	fta	of	de	tot	pf	tp	a	to	blk	s	min																
25	Stone, Keith	f	5	9	2	4	1	3	2	4	6	2	13	1	1	2	0	32															
13	Hayes, Kevarrius	c	3	7	0	0	4	5	5	0	5	3	10	0	1	1	4	28															
04	Koulechov, Egor	g	4	11	2	5	5	6	2	6	8	2	15	1	2	0	0	33															
05	Allen, KeVaughn	g	1	5	0	1	0	0	0	0	0	3	2	2	0	0	0	19															
11	Chiozza, Chris	g	5	11	1	4	2	2	0	0	0	3	13	6	1	0	1	32															
00	Okauru, Mike	g	2	5	1	3	0	0	0	3	3	1	5	2	1	0	0	13															
03	Hudson, Jalen	g	5	7	2	3	4	7	0	3	3	1	16	1	0	0	0	27															
12	Gak, Gorjok	g	0	0	0	0	1	2	1	2	3	0	1	0	0	0	0	7															
24	Ballard, Deaundrae	g	1	4	0	2	0	0	1	0	1	1	2	0	0	0	1	9															
TEAM								1		1																							
<b>Totals</b>		<b>26</b>		<b>59</b>		<b>8</b>		<b>22</b>		<b>17</b>		<b>25</b>		<b>11</b>		<b>19</b>		<b>30</b>		<b>16</b>		<b>77</b>		<b>13</b>		<b>6</b>		<b>3</b>		<b>6</b>		<b>200</b>	

TOTAL FG%	1st Half: 13-32 40.6%	2nd Half: 13-27 48.1%	Game: 44.1%	DEADBALL
3-Pt. FG%	1st Half: 5-13 38.5%	2nd Half: 3-9 33.3%	Game: 36.4%	REBOUNDS
F Throw %	1st Half: 5-9 55.6%	2nd Half: 12-16 75.0%	Game: 68.0%	4

Mizzou 11-4, 1-1 SEC		tot-fg		3-pt		rebounds											
#	Player	fg	fga	fg	fga	ft	fta	of	de	tot	pf	tp</					

# 2017-18 Box Scores

## Florida 71, Mississippi State 54

January 10, 2018 • 7 p.m. • Exactech Arena • Gainesville, Fla.

Mississippi State 13-3, 1-2 SEC																
#	Player	fg	fga	ft	fta	of	de	tot	3-pt	pf	tp	a	to blk	s	min	
24	Abdul Ado	f	6	8	0	0	2	8	10	3	12	1	1	0	24	
35	Aric Holman	f	3	4	0	0	1	0	4	5	7	0	2	0	16	
00	Nick Weatherspoon	g	2	9	0	2	3	4	0	1	2	7	3	0	32	
11	Q Weatherspoon	g	6	13	4	8	0	0	3	2	5	2	16	3	26	
23	Tyson Carter	g	1	6	0	2	0	0	0	0	0	1	2	0	25	
01	Lamar Peters	g	1	6	1	3	0	0	0	0	1	3	1	4	0	
02	Eli Wright	g	2	6	0	1	2	0	4	4	1	5	1	2	1	
22	KeyShawn Feazell	g	0	1	0	0	0	0	0	2	2	4	0	0	11	
45	E.J. Datcher	g	1	2	0	0	0	0	1	2	2	2	0	0	9	
TEAM																
Totals		22	55	5	16	5	7	9	22	31	17	54	9	16	2	5

TOTAL FG%	1st Half: 12-28 42.9%	2nd Half: 10-27 37.0%	Game: 40.0%	DEADBALL
3-Pt. FG%	1st Half: 2-7 28.6%	2nd Half: 3-9 33.3%	Game: 31.3%	REBOUNDS
F Throw %	1st Half: 2-3 66.7%	2nd Half: 3-4 75.0%	Game: 71.4%	2

Florida 12-4, 4-0 SEC															
#	Player	fg	fga	ft	fta	of	de	tot	3-pt	pf	tp	a	to blk	s	min
13	Hayes, Kevarrius	f	2	3	0	0	2	3	4	3	7	0	6	0	1
25	Stone, Keith	f	4	9	1	4	1	1	4	4	8	1	10	0	4
03	Hudson, Jalen	g	3	13	1	7	5	5	0	4	4	1	12	1	2
04	Koulechov, Egor	g	9	13	4	5	1	2	2	6	8	3	23	2	4
05	Allen, KeVaughn	g	1	3	1	2	0	0	0	0	0	3	3	2	1
00	Okauru, Mike	g	1	2	0	0	1	2	0	2	2	0	3	1	0
11	Chiozza, Chris	g	3	10	2	5	2	3	0	1	1	0	10	7	2
12	Gak, Gorjok	g	1	2	0	0	0	0	1	0	1	1	2	0	0
21	Bassett, Dontay	g	1	3	0	0	0	0	1	0	1	2	2	0	0
TEAM															
Totals		25	58	9	23	12	16	14	24	38	11	71	13	15	4

TOTAL FG%	1st Half: 12-28 42.9%	2nd Half: 13-30 43.3%	Game: 43.1%	DEADBALL
3-Pt. FG%	1st Half: 4-12 33.3%	2nd Half: 5-11 45.5%	Game: 39.1%	REBOUNDS
F Throw %	1st Half: 5-8 62.5%	2nd Half: 7-8 87.5%	Game: 75.0%	1

Officials: Karl Hess, Byron Jarrett, Darron George; Technical fouls: Mississippi State-None. Florida-None.; Attendance: 9917

Score by Periods	1st	2nd	Total
Mississippi State	28	26	54
Florida	33	38	71

## Ole Miss 78, Florida 72

January 13, 2018 • 1 p.m. • The Pavilion at Ole Miss • Oxford, Miss.

Florida 12-5, 4-1 SEC															
#	Player	fg	fga	ft	fta	of	de	tot	3-pt	pf	tp	a	to blk	s	min
25	Stone, Keith	f	4	10	2	4	13	18	4	4	8	5	23	2	4
13	Hayes, Kevarrius	c	2	2	0	0	0	0	0	1	1	3	4	0	1
04	Koulechov, Egor	g	4	15	3	7	0	0	2	9	11	1	11	3	0
05	Allen, KeVaughn	g	2	9	1	6	0	0	2	1	3	2	5	3	3
11	Chiozza, Chris	g	3	10	1	5	0	0	0	6	6	1	7	4	2
00	Okauru, Mike	g	3	6	2	4	1	2	0	1	1	0	9	1	0
03	Hudson, Jalen	g	4	7	1	3	2	2	0	3	3	5	11	1	1
12	Gak, Gorjok	g	1	1	0	0	0	0	1	1	2	2	2	0	0
21	Bassett, Dontay	g	0	1	0	0	0	0	0	0	0	1	0	0	
TEAM															
Totals		23	61	10	29	16	22	9	26	35	20	72	14	10	4

TOTAL FG%	1st Half: 11-31 35.5%	2nd Half: 12-30 40.0%	Game: 37.7%	DEADBALL
3-Pt. FG%	1st Half: 5-15 33.3%	2nd Half: 5-14 35.7%	Game: 34.5%	REBOUNDS
F Throw %	1st Half: 4-6 66.7%	2nd Half: 12-16 75.0%	Game: 72.7%	1

Ole Miss 10-7, 3-2 SEC															
#	Player	fg	fga	ft	fta	of	de	tot	3-pt	pf	tp	a	to blk	s	min
12	Stevens, Bruce	f	8	13	1	3	5	6	3	3	6	3	22	1	1
13	Olejniczak, Dominik	c	1	2	0	0	0	0	0	1	1	1	2	0	
01	Burnett, Deandre	g	5	8	3	4	7	8	0	2	2	0	20	6	
04	Tyree, Breein	g	0	6	0	2	3	4	0	3	3	4	3	4	
05	Crawford, Markel	g	7	12	1	2	2	2	0	4	4	1	17	1	
00	Shuler, Devontae	g	0	3	0	2	0	0	1	2	3	1	0	1	
02	Hymon, Marcanvis	g	2	3	0	0	2	2	3	6	9	1	6	0	
03	Davis, Terence	g	2	11	1	5	3	4	1	7	8	3	8	4	
50	Furmanavicius, Justas	g	0	0	0	0	0	0	0	0	0	1	0	0	
TEAM															
Totals		25	58	6	18	22	26	10	34	44	15	78	17	11	

TOTAL FG%	1st Half: 10-33 30.3%	2nd Half: 15-25 60.0%	Game: 43.1%	DEADBALL
3-Pt. FG%	1st Half: 2-10 20.0%	2nd Half: 4-8 50.0%	Game: 33.3%	REBOUNDS
F Throw %	1st Half: 9-10 90.0%	2nd Half: 13-16 81.3%	Game: 84.6%	1

Officials: Doug Shows, Patrick Evans, John Hampton; Technical fouls: Florida-None. Ole Miss-None.; Attendance: 6457

Score by Periods	1st	2nd	Total
Florida	31	41	72
Ole Miss	31	47	78

## Florida 88, Arkansas 73

January 17, 2018 • 7 p.m. • Exactech Arena • Gainesville, Fla.

Arkansas 12-6, 2-4 SEC															
#	Player	fg	fga	ft	fta	of	de	tot	3-pt	pf	tp	a	to blk	s	min
10	Gafford, Daniel	f	6	12	0	0	2	5	5	6	11	2	14	0	0
13	Thomas, Dustin	f	1	2	1	1	2	1	3	4	2	4	2	0	
00	Barford, Jaylen	g	10	15	5	6	3	4	1	3	4	3	28	0	
04	Macon, Daryl	g	6	15	1	5	0	0	6	6	3	13	5	4	
31	Beard, Anton	g	1	6	0	1	0	0	1	0	1	1	2	3	
01	Thompson, Trey	g	1	1	0	0	0	0	1	0	1	2	0	0	
02	Bailey, Adrio	g	0	1	0	0	0	0	1	1	0	0	1	1	
05	Cook, Arlando	g	0	2	0	0	2	0	0	0	1	0	0	0	
20	Hall, Darius	g	2	6	0	1	0	2	2	4	4	0	0	0	
23	Jones, C.J.	g	2	6	2	5	0	0	0	0	1	6	0	0	
TEAM															
Totals		29	66	9	19	6	15	14	22	36	19	73	10	8	

TOTAL FG%	1st Half: 13-31 41.9%	2nd Half: 16-35 45.7%	Game: 43.9%	DEADBALL
3-Pt. FG%	1st Half: 5-10 50.0%	2nd Half: 4-9 44.4%	Game: 47.4%	REBOUNDS
F Throw %	1st Half: 2-8 25.0%	2nd Half: 4-7 57.1%	Game: 40.0%	2

Florida 13-5, 5-1 SEC															
#	Player	fg	fga	ft	fta	of	de	tot	3-pt	pf	tp	a	to blk	s	min
13	Hayes, Kevarrius	f	3	4	0	0	1	2	4	2	6	2	7	0	
25	Stone, Keith	f	2	6	0	1	3	5	0	3	3	2	7	0	
04	Koulechov, Egor	g	4	10	2	6	2	2	2	6	8	3	12	2	
05	Allen, KeVaughn	g	8	12	6	7	6	6	1	3	4	0	28	1	
11	Chiozza, Chris	g	2	7	1	2	2	2	0	2	2	4	7	9	
00	Okauru, Mike	g	2	5	0	1	0	0	1	0	1	0	4	0	
03	Hudson, Jalen	g	6	11	4	7	5	5	0	9	9	0	21	1	
21	Bassett, Dontay	g	0	1	0	0	0	0	0	0	0	4	0	1	
24	Ballard, Deaundrea	g	1	2	0	1	0	0	1	3	4	1	2	0	
TEAM															
Totals		28	58	13	25	19	22	10	30	40	16	88	14	9	

TOTAL FG%	1st Half: 15-27 55.6%	2nd Half: 13-31 41.9%	Game: 48.3%	DEADBALL
3-Pt. FG%	1st Half: 7-12 58.3%	2nd Half: 6-13 46.2%	Game: 52.0%	REBOUNDS
F Throw %	1st Half: 11-12 91.7%	2nd Half: 8-10 80.0%	Game: 86.4%	1

Officials: Joe Lindsay, Olandis Poole, Keith Kimble; Technical fouls: Arkansas-None. Florida-None.; Attendance: 9929

Score by Periods	1st	2nd	Total
Arkansas	33	40	73
Florida	48	40	88

## Florida 66, Kentucky 64

January 20, 2018 • 8:15 p.m. • Rupp Arena • Lexington, Ky.

Florida 14-5, 6-1															
#	Player	fg	fga	ft	fta	of	de	tot	3-pt	pf	tp	a	to blk	s	min
25	Stone, Keith	f	5	9	2	4	2	3	4	14	1	1	0	2	
13	Hayes, Kevarrius	c	4	6	0	0	1	6	4	5	9	3	9	0	
04	Koulechov, Egor	g	0	8	0	5	2	2	3	6	9	1	2	0	
05	Allen, KeVaughn	g	4	16	1	7	2	2	1	0	1	0	11	2	
11	Chiozza, Chris														



# 2017-18 Box SCORES

## South Carolina 77, Florida 72

January 24, 2018 • 7 p.m. • Exactech Arena • Gainesville, Fla.

South Carolina 13-7, 4-4 SEC		tot-fg		3-pt		rebounds												
#	Player	fg	fga	fg	fga	ft	fta	of	de	tot	pf	tp	a	to	blk	s	min	
10	Minaya, Justin	f	2	5	2	3	0	0	1	0	1	1	6	2	2	0	23	
21	Kotsar, Maik	f	3	6	1	1	2	2	4	6	4	9	4	1	1	0	22	
30	Silva, Chris	f	5	9	0	0	8	9	4	8	12	4	18	0	1	1	28	
15	Myers, Wesley	g	8	15	5	7	1	2	0	1	1	2	22	4	2	0	34	
23	Hinson, Evan	g	3	6	2	4	0	0	0	2	2	2	8	1	1	1	17	
00	Beatty, David	g	0	3	0	1	0	0	0	0	0	1	0	0	1	0	11	
02	Gravett, Hassani	g	1	4	0	1	0	1	1	0	1	1	2	1	1	0	19	
05	Booker, Frank	g	1	3	1	2	4	4	0	1	1	1	7	0	0	0	15	
12	Guey, Khadim	g	0	0	0	0	0	0	1	1	2	0	0	0	1	0	5	
13	Haase, Felipe	g	1	4	0	2	3	4	0	3	3	1	5	2	0	0	1	25
33	Cudd, Jason	g	0	0	0	0	0	0	1	1	0	0	0	0	0	0	1	
TEAM								1		4		5		1		2		
<b>Totals</b>		<b>24 55</b>		<b>11 21</b>		<b>18 22</b>		<b>9 25 34</b>		<b>19 77</b>		<b>14 10 4</b>		<b>7 200</b>				

TOTAL FG%	1st Half: 11-29 37.9%	2nd Half: 13-26 50.0%	Game: 43.6%	DEADBALL
3-Pt. FG%	1st Half: 7-13 53.8%	2nd Half: 4-8 50.0%	Game: 52.4%	REBOUNDS
F Throw %	1st Half: 10-12 83.3%	2nd Half: 8-10 80.0%	Game: 81.8%	2

Florida 14-6, 6-2 SEC		tot-fg		3-pt		rebounds											
#	Player	fg	fga	fg	fga	ft	fta	of	de	tot	pf	tp	a	to	blk	s	min
13	Hayes, Kevarrius	f	2	5	0	0	0	0	4	3	7	3	4	0	0	0	21
25	Stone, Keith	f	1	3	0	2	0	2	2	2	1	2	1	1	1	1	22
04	Koulechov, Egor	g	6	11	1	4	3	3	1	7	8	1	16	0	3	0	34
05	Allen, KeVaughn	g	5	15	3	9	2	3	0	0	0	1	15	0	4	0	33
11	Chiozza, Chris	g	2	7	0	2	6	6	0	3	3	4	10	8	1	0	30
00	Okauru, Mike	g	0	0	0	0	0	0	0	0	0	2	0	0	0	0	6
03	Hudson, Jalen	g	6	12	2	6	2	2	0	3	3	3	16	1	3	0	31
12	Gak, Gorjok	g	0	1	0	0	0	0	1	1	1	1	0	0	0	1	5
21	Bassett, Dontay	g	2	2	0	0	5	7	0	1	1	1	9	0	0	1	13
24	Ballard, Deaundrae	g	0	0	0	0	0	0	1	1	2	0	0	0	0	0	5
TEAM								4		3		7				2	
<b>Totals</b>		<b>24 56</b>		<b>6 23</b>		<b>18 23</b>		<b>10 24 34</b>		<b>17 72</b>		<b>10 12 3</b>		<b>4 200</b>			

TOTAL FG%	1st Half: 12-29 41.4%	2nd Half: 12-27 44.4%	Game: 42.9%	DEADBALL
3-Pt. FG%	1st Half: 3-11 27.3%	2nd Half: 3-12 25.0%	Game: 26.1%	REBOUNDS
F Throw %	1st Half: 10-14 71.4%	2nd Half: 8-9 88.9%	Game: 78.3%	2

Officials: Doug Shows, Brian O'Connell, Ron Groover; Technical fouls: SC-None. Florida-None.; Attendance: 10550

Score by Periods	1st	2nd	Total
South Carolina	39	38	77
Florida	37	35	72

## Georgia 72, Florida 60

January 30, 2018 • 7 p.m. • Stegeman Coliseum • Athens, Ga.

Florida 15-7, 6-3 SEC		tot-fg		3-pt		rebounds											
#	Player	fg	fga	fg	fga	ft	fta	of	de	tot	pf	tp	a	to	blk	s	min
13	Hayes, Kevarrius	f	2	4	0	0	1	1	1	2	2	5	0	2	0	0	22
25	Stone, Keith	f	2	6	1	4	0	0	3	3	6	3	5	1	1	1	25
04	Koulechov, Egor	g	4	10	1	3	4	5	3	4	7	4	13	0	2	0	32
05	Allen, KeVaughn	g	4	11	1	5	0	0	0	1	1	1	9	1	0	1	29
11	Chiozza, Chris	g	6	13	3	7	0	0	1	2	3	3	15	6	1	0	35
00	Okauru, Mike	g	0	0	0	0	0	0	0	0	0	1	0	0	0	0	0+
03	Hudson, Jalen	g	3	14	3	6	0	0	0	5	5	3	9	0	1	0	30
12	Gak, Gorjok	g	2	3	0	0	0	0	2	4	6	1	4	0	0	0	13
21	Bassett, Dontay	g	0	1	0	0	0	0	1	0	1	1	0	0	0	1	4
24	Ballard, Deaundrae	g	0	1	0	1	0	0	0	2	2	1	0	0	0	0	10
TEAM								1		1		2				0	
<b>Totals</b>		<b>23 63</b>		<b>9 26</b>		<b>5 6</b>		<b>12 23 35</b>		<b>20 60</b>		<b>8 7 3</b>		<b>1 200</b>			

TOTAL FG%	1st Half: 12-28 42.9%	2nd Half: 11-35 31.4%	Game: 36.5%	DEADBALL
3-Pt. FG%	1st Half: 5-12 41.7%	2nd Half: 4-14 28.6%	Game: 34.6%	REBOUNDS
F Throw %	1st Half: 3-4 75.0%	2nd Half: 2-2 100%	Game: 83.3%	0

Georgia 13-8, 4-5 SEC		tot-fg		3-pt		rebounds											
#	Player	fg	fga	fg	fga	ft	fta	of	de	tot	pf	tp	a	to	blk	s	min
01	Maten, Yante	f	7	14	1	3	5	5	3	4	7	2	20	2	4	1	31
13	Wilridge, E'Torrian	f	0	1	0	1	0	0	0	2	2	0	0	0	1	0	15
34	Ogbeide, Derek	f	2	4	0	0	0	1	0	2	2	0	4	1	0	0	16
00	Jackson II, William	g	4	10	2	8	6	6	2	1	3	2	16	1	0	0	27
03	Parker, Juwan	g	4	10	2	5	2	2	0	3	3	1	12	3	0	0	33
02	Harris, Jordan	g	1	2	0	1	5	6	0	5	5	4	7	1	0	0	23
04	Crump, Tyree	g	2	5	2	4	0	0	0	2	2	0	6	2	0	0	13
20	Hammonds, Rayshaun	g	1	6	0	2	0	0	2	4	6	2	2	1	1	0	9
32	Edwards, Mike	g	0	2	0	0	0	0	1	0	1	1	0	0	0	0	13
33	Claxton, Nicolas	g	2	4	1	1	0	2	4	4	8	2	5	0	0	3	20
TEAM								3		2		5				2	
<b>Totals</b>		<b>23 58</b>		<b>8 25</b>		<b>18 22</b>		<b>15 29 44</b>		<b>14 72</b>		<b>11 8 4</b>		<b>1 200</b>			

TOTAL FG%	1st Half: 13-33 39.4%	2nd Half: 10-25 40.0%	Game: 39.7%	DEADBALL
3-Pt. FG%	1st Half: 6-15 40.0%	2nd Half: 2-10 20.0%	Game: 32.0%	REBOUNDS
F Throw %	1st Half: 5-7 71.4%	2nd Half: 13-15 86.7%	Game: 81.8%	1

Officials: Karl Hess, Gerry Pollard, James Breeding; Technical fouls: Florida-None. Georgia-None.; Attendance: 8779

Score by Periods	1st	2nd	Total
Florida	32	28	60
Georgia	37	35	72

## Florida 81, Baylor 60

January 27, 2018 • 12 p.m. • Exactech Arena • Gainesville, Fla.

Baylor 12-9		tot-fg		3-pt		rebounds											
#	Player	fg	fga	fg	fga	ft	fta	of	de	tot	pf	tp	a	to	blk	s	min
11	Vital, Mark	f	5	11	0	0	1	2	2	1	3	2	11	1	1	1	22
25	Clark, Tristan	f	3	3	0	0	1	1	1	3	4	4	7	0	1	0	15
00	Lual-Acuil Jr., Jo	c	4	7	0	1	1	1	2	3	5	3	9	1	1	0	25
20	Lecomte, Manu	g	4	8	2	5	0	0	0	3	3	3	10	2	3	0	29
22	McClure, King	g	0	5	0	4	1	2	0	1	1	2	1	2	2	0	19
03	Lindsey, Jake	g	0	2	0	0	0	0	1	1	2	1	0	3	1	0	21
10	Jolly, Tyson	g	2	7	1	2	1	2	0	7	7	3	6	1	2	0	22
21	Omot, Nuni	g	1	7	0	3	0	0	1	3	4	0	2	3	1	0	20
30	Davis, Jonathan	g	0	0	0	0	0	0	0	0	0	0	0	0	0	0	1
31	Maston, Terry	g	5	10	0	0	4	4	2	4	6	1	14	0	1	0	26
TEAM								2		1		3				2	
<b>Totals</b>		<b>24 60</b>		<b>3 15</b>		<b>9 12</b>		<b>11 27 38</b>		<b>19 60</b>		<b>13 15 1</b>		<b>7 200</b>			

TOTAL FG%	1st Half: 12-30 40.0%	2nd Half: 12-30 40.0%	Game: 40.0%	DEADBALL
3-Pt. FG%	1st Half: 2-9 22.2%	2nd Half: 1-6 16.7%	Game: 20.0%	REBOUNDS
F Throw %	1st Half: 5-7 71.4%	2nd Half: 4-5 80.0%	Game: 75.0%	1

Florida 15-6		tot-fg		3-pt		rebounds											
#	Player	fg	fga	fg	fga	ft	fta	of	de	tot	pf	tp	a	to	blk	s	min
13	Hayes, Kevarrius	f	2	3	0	0	1	1	2	1	3	2	5	0	2	5	23
25</																	

# 2017-18 Box Scores

## Florida 73, LSU 64

February 7, 2018 • 6:30 p.m. • Exactech Arena • Gainesville, Fla.

LSU 13-10, 4-7 SEC	tot-fg	3-pt	rebounds		pf		tp		a to blk		s min	
## Player	fg fga	fg fga	ft fta	of de tot	pf	tp	a	to	blk	s	min	
01 Reath, Duop	f 4 8	0 2	0 2	1 1 2	2 8	1 1	1 1	1 1	1 1	1 18		
21 Epps, Aaron	f 3 5	2 4	0 0	1 5 6	3 8	0 1	1 1	0 1	0 23			
03 Waters, Tremont	g 3 15	1 9	2 4	1 6 7	1 9	6 7	0 2	3 5				
04 Mays, Skylar	g 1 3	0 2	0 0	0 1 1	2 2	4 3	0 1	1 23				
05 Edwards, Daryl	g 3 7	2 4	1 2	0 1 1	3 9	1 1	0 0	34				
00 Sampson, Brandon	5 8	4 7	3 5	0 2 2	1 17	0 2	0 1	29				
02 Rachal, Brandon	2 2	0 0	0 0	1 4 5	4 4	1 0	0 0	15				
14 Onwuasor, Randy	0 0	0 0	0 0	0 0 0	0 0	0 1	0 0	3				
44 Sims, Wayde	3 6	0 0	1 2	1 5 6	3 7	0 0	0 0	20				
TEAM				2 1 3								
<b>Totals</b>	<b>24 54</b>	<b>9 28</b>	<b>7 15</b>	<b>7 26 33</b>	<b>19 64</b>	<b>13 16</b>	<b>2 5</b>	<b>200</b>				

TOTAL FG%	1st Half: 12-24 50.0%	2nd Half: 12-30 40.0%	Game: 44.4%	DEADBALL
3-Pt. FG%	1st Half: 5-11 45.5%	2nd Half: 4-17 23.5%	Game: 32.1%	REBOUNDS
F Throw %	1st Half: 4-7 57.1%	2nd Half: 3-8 37.5%	Game: 46.7%	5

Florida 16-8, 7-4 SEC	tot-fg	3-pt	rebounds		pf		tp		a to blk		s min	
## Player	fg fga	fg fga	ft fta	of de tot	pf	tp	a	to	blk	s	min	
13 Hayes, Kevarrius	f 3 4	0 0	3 4	1 3 4	2 9	1 0	3 1	21				
25 Stone, Keith	f 5 8	1 2	4 4	0 3 3	3 15	0 1	0 26					
03 Hudson, Jalen	g 7 13	2 5	2 3	1 8 9	3 18	2 3	1 2 34					
04 Koulechov, Egor	g 4 8	2 5	2 2	0 4 4	0 12	2 2	0 0 26					
11 Chiozza, Chris	g 1 5	0 2	1 2	0 6 6	1 3	6 4	1 3 35					
00 Okauru, Mike	4 7	1 3	0 2	0 0 0	1 9	0 0	0 1 17					
05 Allen, KeVaughn	3 7	0 1	1 1	0 1 1	0 7	3 1	0 1 29					
12 Gak, Gorjok	0 0	0 0	0 2	2 1 3	1 0	0 1	0 0 7					
21 Bassett, Dontay	0 0	0 0	0 0	0 0 0	1 0	0 0	0 0 5					
TEAM				1								
<b>Totals</b>	<b>27 52</b>	<b>6 18</b>	<b>13 20</b>	<b>4 26 30</b>	<b>12 73</b>	<b>14 12</b>	<b>6 8</b>	<b>200</b>				

TOTAL FG%	1st Half: 11-24 45.8%	2nd Half: 16-28 57.1%	Game: 51.9%	DEADBALL
3-Pt. FG%	1st Half: 2-8 25.0%	2nd Half: 4-10 40.0%	Game: 33.3%	REBOUNDS
F Throw %	1st Half: 7-12 58.3%	2nd Half: 6-8 75.0%	Game: 65.0%	2

Officials: Don Daily, Ron Groover, Wil Howard; Technical fouls: LSU-None. Florida-None.; Attendance: 9833

Score by Periods	1st	2nd	Total
LSU	33	31	64
Florida	31	42	73

## Florida 65, South Carolina 41

February 10, 2018 • 12 p.m. • Colonial Life Arena • Columbia, S.C.

South Carolina 13-7, 4-4 SEC	tot-fg	3-pt	rebounds		pf		tp		a to blk		s min	
## Player	fg fga	fg fga	ft fta	of de tot	pf	tp	a	to	blk	s	min	
10 Minaya, Justin	f 2 5	2 3	0 0	1 0 1	1 6	2 2	0 0 23					
21 Kotsar, Maik	f 3 6	1 1	2 2	2 4 6	4 9	4 1	1 1 0 22					
30 Silva, Chris	f 5 9	0 0	8 9	4 8 12	4 18	0 1	1 1 28					
15 Myers, Wesley	g 8 15	5 7	1 2	0 1 1	2 22	4 2	0 4 34					
23 Hinson, Evan	g 3 6	2 4	0 0	0 2 2	2 8	1 1	1 1 17					
00 Beatty, David	0 3	0 1	0 0	0 0 0	1 0	0 1	0 0 11					
02 Gravett, Hassani	1 4	0 1	0 1	1 0 1	1 2	1 1	0 0 19					
05 Booker, Frank	1 3	1 2	4 4	0 1 1	1 7	0 0	0 0 15					
12 Gueye, Khadim	0 0	0 0	0 0	0 1 1	2 0	0 0	0 1 0 5					
13 Haase, Felipe	1 4	0 2	3 4	0 3 3	1 5	2 0	0 1 25					
33 Cudd, Jason	0 0	0 0	0 0	0 1 1	0 0	0 0	0 0 1					
TEAM				1 4 5								
<b>Totals</b>	<b>24 55</b>	<b>11 21</b>	<b>18 22</b>	<b>9 25 34</b>	<b>19 77</b>	<b>14 10</b>	<b>4 7</b>	<b>200</b>				

TOTAL FG%	1st Half: 11-29 37.9%	2nd Half: 13-26 50.0%	Game: 43.6%	DEADBALL
3-Pt. FG%	1st Half: 7-13 53.8%	2nd Half: 4-8 50.0%	Game: 52.4%	REBOUNDS
F Throw %	1st Half: 10-12 83.3%	2nd Half: 8-10 80.0%	Game: 81.8%	2

Florida 14-6, 6-2 SEC	tot-fg	3-pt	rebounds		pf		tp		a to blk		s min	
## Player	fg fga	fg fga	ft fta	of de tot	pf	tp	a	to	blk	s	min	
13 Hayes, Kevarrius	f 2 5	0 0	0 0	0 0 0	4 3 7	3 4	0 0	1 21				
25 Stone, Keith	f 1 3	0 2	0 2	0 2 2	1 2	1 1	1 1 22					
04 Koulechov, Egor	g 6 11	1 4	3 3	1 7 8	1 16	0 3	0 1 34					
05 Allen, KeVaughn	g 5 15	3 9	2 3	0 0 0	1 15	0 4	0 0 33					
11 Chiozza, Chris	g 2 7	0 2	6 6	0 3 3	4 10	8 1	0 0 30					
00 Okauru, Mike	0 0	0 0	0 0	0 0 0	2 0	0 0	0 0 6					
03 Hudson, Jalen	6 12	2 6	2 2	0 3 3	3 16	1 3	0 1 31					
12 Gak, Gorjok	0 1	0 0	0 0	0 1 1	1 0	0 0	1 0 5					
21 Bassett, Dontay	2 2	0 0	5 7	0 1 1	1 9	0 0	1 0 13					
24 Ballard, Deaundrae	0 0	0 0	0 0	1 1 2	0 0	0 0	0 0 5					
TEAM				4 3 7								
<b>Totals</b>	<b>24 56</b>	<b>6 23</b>	<b>18 23</b>	<b>10 24 34</b>	<b>17 72</b>	<b>10 12</b>	<b>3 4</b>	<b>200</b>				

TOTAL FG%	1st Half: 12-29 41.4%	2nd Half: 12-27 44.4%	Game: 42.9%	DEADBALL
3-Pt. FG%	1st Half: 3-11 27.3%	2nd Half: 3-12 25.0%	Game: 26.1%	REBOUNDS
F Throw %	1st Half: 10-14 71.4%	2nd Half: 8-9 88.9%	Game: 78.3%	2

Officials: Doug Shows, Brian O'Connell, Ron Groover; Technical fouls: SC-None. Florida-None.; Attendance: 10550

Score by Periods	1st	2nd	Total
South Carolina	39	38	77
Florida	37	35	72

## Georgia 72, Florida 69 (OT)

February 14, 2018 • 9 p.m. • Exactech Arena • Gainesville, Fla.

Georgia 14-11, 5-8 SEC	tot-fg	3-pt	rebounds		pf		tp		a to blk		s min	
## Player	fg fga	fg fga	ft fta	of de tot	pf	tp	a	to	blk	s	min	
01 Maten, Yante	f 8 17	2 3	5 6	5 5 10	3 23	1 3	1 0 41					
20 Hammonds, Rayshaun	f 3 8	0 1	4 5	1 2 3	4 10	0 2	2 0 27					
33 Claxton, Nicolas	f 1 1	0 0	0 0	0 3 3	2 2	0 1	0 1 14					
00 Jackson II, William	g 1 2	1 2	0 0	0 1 1	1 3	1 3	0 1 22					
03 Parker, Juwan	g 3 11	0 2	4 5	0 4 4	4 10	0 1	0 0 39					
04 Crump, Tyree	3 7	3 7	4 5	0 5 5	2 13	5 1	0 0 26					
05 Diatta, Pape	0 3	0 3	1 3	2 2 4	0 1	1 1	1 1 23					
10 Hightower, Tessaun	0 0	0 0	0 0	0 1 1	0 0	0 0	0 0 4					
32 Edwards, Mike	0 1	0 0	0 0	1 0 1	2 0	0 0	0 0 7					
34 Ogbeide, Derek	5 7	0 0	0 3	3 7 10	4 10	1 1	1 0 22					
TEAM				1 1 2								
<b>Totals</b>	<b>24 57</b>	<b>6 18</b>	<b>18 27</b>	<b>13 31 44</b>	<b>22 72</b>	<b>9 14</b>	<b>5 3</b>	<b>225</b>				

TOTAL FG%	1st Half: 8-23 34.8%	2nd Half: 12-27 44.4%	Game: 42.1%	DEADBALL
3-Pt. FG%	1st Half: 1-6 16.7%	2nd Half: 4-10 40.0%	Game: 33.3%	REBOUNDS
F Throw %	1st Half: 10-14 71.4%	2nd Half: 4-5 80.0%	Game: 66.7%	3

Florida 17-9, 8-5 SEC	tot-fg	3-pt	rebounds		pf		tp		a to blk		s min	
## Player	fg fga	fg fga	ft fta	of de tot	pf	tp	a	to	blk	s	min	
13 Hayes, Kevarrius	f 1 2	0 0	1 4	4 3 7	4 3	0 3	2 1 28					
25 Stone, Keith	f 2 7	0 3	3 4	1 5 6	3 7	0 1	0 0 31					
03 Hudson, Jalen	g 0 3	0 2	0 2	0 4 4	5 0	2 2	0 0 22					
04 Koulechov, Egor	g 5 8	3 5	6 7	0 6 6	3 19	1 0	2 37					
11 Chiozza, Chris	g 2 14	1 3	0 2	1 4 5	4 5	5 1	0 1 35					
00 Okauru, Mike	5 6	2 3	2 4	0 0 0	1 14	0 1	0 2 14					
05 Allen, KeVaughn	6 14	3 5	4 4	0 0 0	0 19	2 0	0 0 39					
12 Gak, Gorjok	1 2	0 0	0 0	2 1 3	1 2	0 0	0 0 7					
21 Bassett, Dontay	0 0	0 0	0 0	2 0 2	3 0	0 1	0 0 10					
24 Ballard, Deaundrae	0 2	0 1	0 0	0 0 0	0 0	0 0	0 0 2					
TEAM				1 3 4								
<b>Totals</b>	<b>22 58</b>	<b>9 22</b>	<b>16 27</b>	<b>11 26 37</b>	<b>24 69</b>	<b>10 10</b>	<b>2 6</b>	<b>225</b>				

TOTAL FG%	1st Half: 10-31 32.3%	2nd Half: 9-22 40.9%	Game: 37.9%	DEADBALL
3-Pt. FG%	1st Half: 7-16 43.8%	2nd Half: 1-3 33.3%	Game: 40.9%	REBOUNDS
F Throw %	1st Half: 7-9 77.8%	2nd Half: 6-10 60.0%	Game: 59.3%	5

Officials: Ron Groover, Byron Jarrett, Chuck Jones; Technical fouls: Georgia-None. Florida-None.; Attendance: 9497

Score by Periods	1st	2nd	OT	Total
Georgia	27	32	13	72
Florida	34	25	10	69

## Vanderbilt 71, Florida 68

February 17, 2018 • 4 p.m. • Memorial Gym • Nashville, Tenn.

Florida 17-10, 8-6 SEC	tot-fg	3-pt	rebounds		pf		tp		a to blk		s min	
## Player	fg fga	fg fga	ft fta	of de tot	pf	tp	a	to	blk	s	min	
13 Hayes, Kevarrius	f 2 5	0 0	1 2	4 1 5	3 5	1 0	1 1 27					
25 Stone, Keith	f 7 11	2 3	4 4	2 4 6	1 20	0 2	1 1 33					
04 Koulechov, Egor	g 5 11	4 6	0 0	3 4 7	4 14	0 0	0 0 25					
05 Allen, KeVaughn	g 3 8	1 3	0 0	0 1 1	4 7	1 0	1 1 30					
11 Chiozza, Chris	g 3 10	0 2	0 0	2 2 4	1 6	6 0	0 1 35					
00 Okauru, Mike	2 4	0 1	0 1	0 1 0	1 4	3 0	0 1 19					
03 Hudson, Jalen	4 12	0 4	2 4	1 2 3	1 10	2 0	1 0 24					
21 Bassett, Dontay	1 1	0 0	0 0	1 0 1	2 2	1 0	0 0 5					
24 Ballard, Deaundrae	0 1	0 0	0 0	0 0 0	0 0	0 0	0 0 2					
TEAM				1 1 2								
<b>Totals</b>	<b>27 63</b>	<b>7 19</b>	<b>7 11</b>	<b>14 16 30</b>	<b>16 68</b>	<b>14 3</b>	<b>4 5</b>	<b>200</b>				

TOTAL FG%	1st Half: 13-29 44.8%	2nd Half: 14-34 41.2%	Game: 42.9%	DEADBALL
3-Pt. FG%	1st Half: 2-8 25.0%	2nd Half: 5-11 45.5%	Game: 36.8%	REBOUNDS
F Throw %	1st Half: 6-8			



# 2017-18 Box SCORES

## Tennessee 62, Florida 57

February 21, 2018 • 9 p.m. • Thompson-Boling Arena • Knoxville, Tenn.

Florida 17-11, 8-7 SEC		tot-fg		3-pt		rebounds		pf		tp		a to blk		s min			
##	Player	fg	fga	fg	fga	ft	fta	of	de	tot	pf	tp	a	to	blk	s	min
25	Stone, Keith	f	3	9	1	6	4	7	0	3	3	4	11	0	2	1	23
13	Hayes, Kevarrius	c	4	5	0	0	1	2	5	3	8	1	9	0	0	2	26
04	Koulechov, Egor	g	2	10	2	6	1	2	1	3	4	4	7	1	1	0	32
05	Allen, KeVaughn	g	0	3	0	2	0	0	2	2	2	0	1	2	0	0	29
11	Chiozza, Chris	g	5	10	1	2	0	2	3	3	6	1	11	9	3	0	34
00	Okauru, Mike	g	1	5	0	1	0	0	0	0	0	2	2	0	1	0	9
03	Hudson, Jalen	g	4	11	2	6	3	3	1	4	5	2	13	0	2	1	20
12	Gak, Gorjok	g	0	0	0	0	0	0	1	1	0	0	0	0	0	0	2
21	Bassett, Dontay	g	2	3	0	0	0	2	2	4	2	4	0	0	0	0	12
24	Ballard, Deaundrae	g	0	4	0	1	0	0	0	4	4	1	0	1	0	0	13
TEAM								1		1							
<b>Totals</b>		<b>21</b>		<b>60</b>		<b>6</b>		<b>24</b>		<b>9</b>		<b>16</b>		<b>13</b>		<b>25</b>	

TOTAL FG%	1st Half: 7-26 26.9%	2nd Half: 14-34 41.2%	Game: 35.0%	DEADBALL
3-Pt. FG%	1st Half: 1-10 10.0%	2nd Half: 5-14 35.7%	Game: 25.0%	REBOUNDS
F Throw %	1st Half: 3-7 42.9%	2nd Half: 6-9 66.7%	Game: 56.3%	3

Tennessee 20-7, 10-5 SEC		tot-fg		3-pt		rebounds		pf		tp		a to blk		s min			
##	Player	fg	fga	fg	fga	ft	fta	of	de	tot	pf	tp	a	to	blk	s	min
02	Williams, Grant	f	8	13	0	1	7	8	1	5	6	4	23	1	2	0	26
05	Schofield, Admiral	f	7	17	1	4	1	1	3	5	8	1	16	3	1	1	34
11	Alexander, Kyle	f	0	0	0	0	0	0	3	3	2	0	0	1	1	0	22
00	Bone, Jordan	g	3	9	0	1	0	0	2	2	1	6	4	2	0	0	32
23	Bowden, Jordan	g	2	5	0	1	5	6	0	3	3	2	9	4	2	1	29
01	Turner, Lamonte	g	2	4	1	1	0	0	5	5	2	5	0	1	0	0	30
03	Daniel, James	g	1	3	1	2	0	0	0	0	2	3	1	2	0	1	12
10	Fulkerson, John	g	0	2	0	0	0	0	1	1	0	0	0	0	0	0	6
13	Johnson, Jalen	g	0	0	0	0	0	0	0	0	0	0	0	0	0	0	2
32	Darrington, Chris	g	0	0	0	0	0	0	1	1	0	0	0	1	0	0	4
35	Pons, Yves	g	0	0	0	0	0	0	0	0	1	0	0	0	0	0	3
TEAM								2		5		7					
<b>Totals</b>		<b>23</b>		<b>53</b>		<b>3</b>		<b>10</b>		<b>13</b>		<b>15</b>		<b>6</b>		<b>30</b>	

TOTAL FG%	1st Half: 11-29 37.9%	2nd Half: 12-24 50.0%	Game: 43.4%	DEADBALL
3-Pt. FG%	1st Half: 1-7 14.3%	2nd Half: 2-3 66.7%	Game: 30.0%	REBOUNDS
F Throw %	1st Half: 4-4 100%	2nd Half: 9-11 81.8%	Game: 86.7%	1

Officials: Tony Greene, Karl Hess, Sean Casey; Technical fouls: Florida-None. Tennessee-None.; Attendance: 16016

Score by Periods	1st	2nd	Total
Florida	18	39	57
Tennessee	27	35	62

## Florida 73, Alabama 52

February 27, 2018 • 7 p.m. • Coleman Coliseum • Tuscaloosa, Ala.

Florida 19-11, 10-7 SEC		tot-fg		3-pt		rebounds		pf		tp		a to blk		s min			
##	Player	fg	fga	fg	fga	ft	fta	of	de	tot	pf	tp	a	to	blk	s	min
21	Bassett, Dontay	f	0	1	0	0	0	0	0	0	2	0	0	0	0	0	5
03	Hudson, Jalen	g	9	13	3	5	6	8	0	1	1	27	0	1	1	1	31
04	Koulechov, Egor	g	7	11	1	4	0	0	1	3	4	2	15	1	0	0	31
05	Allen, KeVaughn	g	4	12	1	7	4	4	1	1	2	2	13	2	1	0	32
11	Chiozza, Chris	g	2	7	0	1	0	0	0	9	9	1	4	4	2	0	32
00	Okauru, Mike	g	0	0	0	0	1	2	0	1	1	2	1	1	1	0	7
12	Gak, Gorjok	g	0	0	0	0	0	4	0	1	1	3	0	0	0	1	6
13	Hayes, Kevarrius	g	0	0	0	0	0	1	4	5	3	0	0	0	3	1	23
14	Krause, Mak	g	0	0	0	0	0	1	0	1	0	0	0	0	0	0	2
22	Fava, Andrew	g	1	2	0	1	0	0	0	0	0	2	2	0	0	0	2
24	Ballard, Deaundrae	g	1	4	0	1	1	2	1	1	2	0	3	0	0	0	10
25	Stone, Keith	g	3	6	2	5	0	0	0	3	3	4	8	1	1	1	23
TEAM								1		2							
<b>Totals</b>		<b>27</b>		<b>56</b>		<b>7</b>		<b>24</b>		<b>12</b>		<b>20</b>		<b>73</b>		<b>9</b>	

TOTAL FG%	1st Half: 13-26 50.0%	2nd Half: 14-30 46.7%	Game: 48.2%	DEADBALL
3-Pt. FG%	1st Half: 4-8 50.0%	2nd Half: 3-16 18.8%	Game: 29.2%	REBOUNDS
F Throw %	1st Half: 7-11 63.6%	2nd Half: 5-9 55.6%	Game: 60.0%	4

Alabama 17-13, 8-9 SEC		tot-fg		3-pt		rebounds		pf		tp		a to blk		s min			
##	Player	fg	fga	fg	fga	ft	fta	of	de	tot	pf	tp	a	to	blk	s	min
00	Hall, Donta	f	0	2	0	0	3	6	2	2	4	2	3	1	0	0	17
25	Key, Braxton	f	5	10	1	1	0	0	1	7	8	1	11	1	2	0	25
02	Sexton, Collin	g	5	16	0	1	4	6	1	4	5	1	14	3	3	0	26
10	Jones, Herbert	g	0	4	0	1	0	0	3	2	5	2	0	0	1	0	8
12	Ingram, Dazon	g	3	6	1	4	1	2	2	3	5	2	8	0	3	0	26
03	Reese, Alex	g	1	3	0	1	0	0	3	5	8	1	2	1	0	0	17
04	Giddens, Daniel	g	2	4	0	0	3	5	3	1	4	1	7	0	1	0	11
05	Johnson Jr, Avery	g	1	8	0	1	2	3	2	1	3	1	4	0	0	0	20
23	Petty, John	g	1	4	1	4	0	0	0	0	0	2	3	0	2	0	23
24	Schaffer, Lawson	g	0	2	0	2	0	0	0	0	0	3	0	3	1	0	14
30	Smith, Galin	g	0	1	0	0	0	0	0	1	1	3	0	2	0	0	13
TEAM								3		3							
<b>Totals</b>		<b>18</b>		<b>60</b>		<b>3</b>		<b>15</b>		<b>13</b>		<b>22</b>		<b>20</b>		<b>26</b>	

TOTAL FG%	1st Half: 4-30 13.3%	2nd Half: 14-30 46.7%	Game: 30.0%	DEADBALL
3-Pt. FG%	1st Half: 1-8 12.5%	2nd Half: 2-7 28.6%	Game: 20.0%	REBOUNDS
F Throw %	1st Half: 9-15 60.0%	2nd Half: 4-7 57.1%	Game: 59.1%	7

Officials: Doug Simons, Mike Eades, Pat Driscoll; Technical fouls: Florida-None. Alabama-None.; Attendance: 12282

Score by Periods	1st	2nd	Total
Florida	37	36	73
Alabama	18	34	52

## Florida 72, Auburn 66

February 24, 2018 • 8:30 p.m. • Exactech Arena • Gainesville, Fla.

Auburn 24-5, 12-4 SEC		tot-fg		3-pt		rebounds		pf		tp		a to blk		s min				
##	Player	fg	fga	fg	fga	ft	fta	of	de	tot	pf	tp	a	to	blk	s	min	
00	Spencer, Horace	f	3	5	0	0	0	1	4	4	8	3	6	2	2	3	0	22
13	Murray, Desean	f	3	5	0	1	4	5	0	6	6	2	10	1	2	0	0	31
01	Harper, Jared	g	3	10	0	3	2	2	0	1	1	3	8	2	3	0	0	32
02	Brown, Bryce	g	2	8	2	6	0	0	0	0	0	3	6	5	1	0	0	29
05	Heron, Mustapha	g	8	11	4	5	2	2	1	5	6	3	22	1	3	0	1	33
04	Okeke, Chuma	g	5	11	2	5	0	0	3	7	10	1	12	0	1	0	0	27
10	Mitchell, Davion	g	0	2	0	1	0	0	0	0	0	1	0	2	3	0	2	15
14	Dunbar, Malik	g	1	4	0	2	0	0	1	4	5	2	2	0	1	0	0	11
TEAM								3		2		5						
<b>Totals</b>		<b>25</b>		<b>56</b>		<b>8</b>		<b>23</b>		<b>8</b>		<b>10</b>		<b>12</b>		<b>29</b>		

TOTAL FG%	1st Half: 10-23 43.5%	2nd Half: 15-33 45.5%	Game: 44.6%	DEADBALL
3-Pt. FG%	1st Half: 2-9 22.2%	2nd Half: 6-14 42.9%	Game: 34.8%	REBOUNDS
F Throw %	1st Half: 2-2 100%	2nd Half: 6-8 75.0%	Game: 80.0%	0

Florida 18-11, 9-7 SEC		tot-fg		3-pt		rebounds		pf		tp		a to blk		s min	
##	Player	fg	fga	fg	fga	ft	fta	of	de	tot	pf	tp			

# 2017-18 Box Scores

## Arkansas 80, Florida 72

March 9, 2018 - 9:30 p.m. - Scottrade Center - St. Louis, Mo.

Arkansas 23-10, 10-8 SEC		tot-fg		3-pt		rebounds		pf		tp		a		to blk		s		min	
##	Player	fg	fga	fg	fga	ft	fta	of	de	tot	pf	tp	a	to	blk	s	min		
02	Bailey, Adrio	f	1	2	0	0	0	0	2	2	1	2	0	0	0	1	17		
10	Gafford, Daniel	f	8	11	0	0	0	5	7	12	3	16	1	1	1	0	28		
00	Barford, Jaylen	g	9	17	4	9	5	6	4	6	10	2	27	1	2	0	32		
04	Macon, Daryl	g	2	9	1	3	8	10	1	3	4	2	13	3	1	0	30		
31	Beard, Anton	g	3	6	2	3	2	4	0	3	3	3	10	3	1	0	31		
01	Thompson, Trey	g	1	3	0	0	0	0	1	1	2	2	0	0	0	0	13		
05	Cook, Arlando	g	2	4	0	0	2	2	2	4	1	4	0	0	0	0	20		
20	Hall, Darius	g	2	4	1	1	1	2	1	1	2	2	6	0	0	0	13		
22	Osabuohien, Gabe	g	0	2	0	1	0	0	1	1	0	0	0	0	0	0	3		
23	Jones, C.J.	g	0	2	0	2	0	0	1	1	1	0	0	0	0	0	13		
TEAM								1		2		3							
<b>Totals</b>		<b>28 60</b>		<b>8 19</b>		<b>16 24</b>		<b>14 29 43</b>		<b>16 80</b>		<b>8 6</b>		<b>1 1</b>		<b>200</b>			

TOTAL FG%	1st Half: 13-32 40.6%	2nd Half: 15-28 53.6%	Game: 46.7%	DEADBALL
3-Pt. FG%	1st Half: 4-10 40.0%	2nd Half: 4-9 44.4%	Game: 42.1%	REBOUNDS
F Throw %	1st Half: 0-1 0.0%	2nd Half: 16-23 69.6%	Game: 66.7%	3

Florida 20-12, 11-7 SEC		tot-fg		3-pt		rebounds		pf		tp		a		to blk		s		min	
##	Player	fg	fga	fg	fga	ft	fta	of	de	tot	pf	tp	a	to	blk	s	min		
13	Hayes, Kevarrius	c	2	3	0	0	0	0	3	2	5	3	4	0	1	2	0	26	
03	Hudson, Jalen	g	2	9	2	5	0	2	0	4	4	3	6	0	1	0	0	25	
04	Koulechov, Egor	g	2	11	2	7	2	2	0	6	6	2	8	2	1	0	0	31	
05	Allen, KeVaughn	g	4	11	2	7	1	3	1	2	3	1	11	4	1	1	0	31	
11	Chiozza, Chris	g	5	11	2	4	4	4	1	1	2	3	16	6	3	1	1	34	
00	Okauru, Mike	g	2	4	1	3	0	0	0	1	1	2	5	0	0	0	1	13	
12	Gak, Gorjok	g	0	0	0	0	0	0	0	1	1	0	0	0	0	0	0	5	
21	Bassett, Dontay	g	0	0	0	0	0	0	0	0	0	0	0	0	0	1	0	4	
24	Ballard, Deaundrae	g	0	1	0	1	0	0	1	0	1	4	0	0	1	0	1	7	
25	Stone, Keith	g	8	10	4	5	2	3	2	3	5	3	22	1	0	0	1	24	
TEAM								1		2		3							
<b>Totals</b>		<b>25 60</b>		<b>13 32</b>		<b>9 14</b>		<b>8 20 28</b>		<b>21 72</b>		<b>13 9</b>		<b>5 4</b>		<b>200</b>			

TOTAL FG%	1st Half: 11-25 44.0%	2nd Half: 14-35 40.0%	Game: 41.7%	DEADBALL
3-Pt. FG%	1st Half: 7-15 46.7%	2nd Half: 6-17 35.3%	Game: 40.6%	REBOUNDS
F Throw %	1st Half: 0-2 0.0%	2nd Half: 9-12 75.0%	Game: 64.3%	3,3

Officials: Doug Shows, Tony Henderson, Chuck Jones; Technical fouls: Arkansas-None. Florida-None.; Attendance: 14596

Score by Periods	1st	2nd	Total
Arkansas	30	50	80
Florida	29	43	72

## Florida 77, St. Bonaventure 62

March 15, 2018 - 9:57 p.m. - American Airlines Center - Dallas, Texas

St. Bonaventure 26-8		tot-fg		3-pt		rebounds		pf		tp		a		to blk		s		min	
##	Player	fg	fga	fg	fga	ft	fta	of	de	tot	pf	tp	a	to	blk	s	min		
11	Stockard, Courtney	f	5	12	0	3	4	5	0	6	6	5	14	1	4	0	0	37	
32	Ikpeze, Amadi	c	1	2	0	0	1	2	0	4	4	0	3	1	1	1	0	16	
01	Taqee, Idris	g	1	3	0	0	2	3	1	12	13	2	4	2	0	2	2	35	
02	Mobley, Matt	g	3	13	1	9	3	4	1	2	3	4	10	1	7	0	1	39	
03	Adams, Jaylen	g	2	6	0	3	7	8	0	1	1	4	11	2	4	0	0	29	
04	Kaputo, Nelson	g	1	4	1	3	1	2	0	1	1	0	4	1	0	0	0	11	
05	Ngalakulondi, Tshiefu	g	1	2	0	0	0	0	1	3	4	1	2	0	0	0	1	2	
15	Griffin, LaDarrien	g	2	5	1	1	4	6	2	2	4	3	9	0	0	0	2	24	
20	Lee, Jason	g	0	0	0	0	0	0	0	0	0	0	0	0	0	0	0	1	
21	Brockington, Izaiah	g	1	1	0	0	3	4	1	0	1	0	5	2	0	0	0	5	
24	Galatio, Jack	g	0	0	0	0	0	0	0	0	0	0	0	0	0	0	0	1	
TEAM								2		2									
<b>Totals</b>		<b>17 48</b>		<b>3 19</b>		<b>25 34</b>		<b>6 33 39</b>		<b>19 62</b>		<b>10 18</b>		<b>3 6</b>		<b>200</b>			

TOTAL FG%	1st Half: 6-23 26.1%	2nd Half: 11-25 44.0%	Game: 35.4%	DEADBALL
3-Pt. FG%	1st Half: 1-11 9.1%	2nd Half: 2-8 25.0%	Game: 15.8%	REBOUNDS
F Throw %	1st Half: 9-14 64.3%	2nd Half: 16-20 80.0%	Game: 73.5%	8

Florida 21-12		tot-fg		3-pt		rebounds		pf		tp		a		to blk		s		min	
##	Player	fg	fga	fg	fga	ft	fta	of	de	tot	pf	tp	a	to	blk	s	min		
04	Koulechov, Egor	f	8	17	4	10	0	0	6	6	2	20	0	2	0	0	28		
13	Hayes, Kevarrius	c	1	2	0	0	0	0	1	1	4	2	1	0	0	1	10		
03	Hudson, Jalen	g	6	14	2	8	2	4	1	3	4	2	16	1	2	1	0	30	
05	Allen, KeVaughn	g	2	8	1	5	2	2	0	1	1	2	7	4	3	0	3	31	
11	Chiozza, Chris	g	3	9	0	3	2	2	0	4	4	2	8	11	0	0	3	31	
00	Okauru, Mike	g	2	3	1	1	2	2	0	1	1	2	7	0	1	0	1	17	
12	Gak, Gorjok	g	0	0	0	0	1	2	2	1	3	0	1	0	0	0	1	8	
14	Krause, Mak	g	0	0	0	0	0	0	0	0	0	0	0	0	0	0	0	1	
21	Bassett, Dontay	g	2	3	0	0	0	0	3	2	5	2	4	1	0	0	1	13	
22	Fava, Andrew	g	0	0	0	0	0	0	0	0	0	0	0	0	0	0	0	1	
24	Ballard, Deaundrae	g	1	1	0	0	1	2	0	0	0	1	3	0	0	0	1	5	
25	Stone, Keith	g	2	8	2	5	3	4	3	5	8	4	9	1	1	3	0	25	
TEAM								2		2									
<b>Totals</b>		<b>27 65</b>		<b>10 32</b>		<b>13 18</b>		<b>9 26 35</b>		<b>21 77</b>		<b>19 9</b>		<b>4 11</b>		<b>200</b>			

TOTAL FG%	1st Half: 9-31 29.0%	2nd Half: 18-34 52.9%	Game: 41.5%	DEADBALL
3-Pt. FG%	1st Half: 5-19 26.3%	2nd Half: 5-13 38.5%	Game: 31.3%	REBOUNDS
F Throw %	1st Half: 4-6 66.7%	2nd Half: 9-12 75.0%	Game: 72.2%	1

Officials: Mike Reed, Larry Sciroto, Mark Schnur; Technical fouls: St. Bonaventure-None. Florida-None.; Attendance: 18703

Score by Periods	1st	2nd	Total
St. Bonaventure	22	40	62
Florida	27	50	77

## Texas Tech 69, Florida 66

March 17, 2018 - 8:40 p.m. - American Airlines Center - Dallas, Texas

Florida 21-13		tot-fg		3-pt		rebounds		pf		tp		a		to blk		s		min	
##	Player	fg	fga	fg	fga	ft	fta	of	de	tot	pf	tp	a	to	blk	s	min		
04	Koulechov, Egor	f	5	13	2	8	0	1	1	3	4	2	12	0	1	0	0	32	
13	Hayes, Kevarrius	c	2	4	0	0	0	0	3	2	5	3	4	1	0	3	1	20	
03	Hudson, Jalen	g	8	16	2	5	5	8	1	3	4	3	23	2	1	0	1	32	
05	Allen, KeVaughn	g	2	11	1	5	2	2	0	5	5	2	7	4	4	2	0	36	
11	Chiozza, Chris	g	4	12	1	3	2	2	1	0	1	4	11	3	1	1	3	27	
00	Okauru, Mike	g	1	2	0	0	0	0	0	3	3	2	2	1	2	0	0	16	
12	Gak, Gorjok	g	0	0	0	0	0	0	2	1	3	0	0	0	0	1	1	5	
21	Bassett, Dontay	g	0	0	0	0	0	0	1	1	2	0	0	0	0	0	0	4	
24	Ballard, Deaundrae	g	0	0	0	0	0	0	0	0	0	0	0	0	0	0	0	3	
25	Stone, Keith	g	3	5	0	1	1	2	3	7	10	2	7	0	0	2	0	25	
TEAM								1		2		1							
<b>Totals</b>		<b>25 63</b>		<b>6 22</b>		<b>10</b>													



# 2017-18 SEASON STATS

## All Games | 21-13 Overall, 12-5 Home, 5-4 Away, 4-4 Neutral

Player	GP	GS	MIN	AVG	FG	FGA	FG%	3FG	FGA	3FG%	FT	FTA	FT%	OFF	DEF	TOT	AVG	PF	DQ	A	TO	BLK	STL	PTS	AVG
Hudson, Jalen	34	19	904	26.6	179	393	.455	78	193	.404	92	139	.662	13	119	132	3.9	72	2	36	40	20	26	528	15.5
Koulechov, Egor	34	34	1040	30.6	161	390	.413	70	177	.395	76	88	.864	57	161	218	6.4	74	0	40	44	4	21	468	13.8
Chiozza, Chris	34	32	1088	32.0	131	314	.417	38	109	.349	76	94	.809	18	129	147	4.3	73	0	208	61	4	65	376	11.1
Allen, KeVaughn	34	29	1066	31.4	119	330	.361	59	180	.328	77	85	.906	15	67	82	2.4	49	0	82	44	16	34	374	11.0
Stone, Keith	34	26	817	24.0	98	224	.438	39	92	.424	65	90	.722	53	94	147	4.3	91	1	24	46	29	20	300	8.8
Hayes, Kevarrius	33	25	767	23.2	62	109	.569	0	0	.000	34	68	.500	77	88	165	5.0	83	1	14	33	67	32	158	4.8
Johnson, Chase	4	0	33	8.3	6	12	.500	0	0	.000	5	6	.833	5	3	8	2.0	2	0	1	1	2	2	17	4.3
Okauru, Mike	34	1	378	11.1	47	101	.465	19	47	.404	17	30	.567	5	29	34	1.0	35	0	21	13	2	18	130	3.8
Ballard, Deaundrae	30	1	315	10.5	43	112	.384	5	32	.156	19	26	.731	16	35	51	1.7	33	0	9	14	1	8	110	3.7
Gak, Gorjok	29	1	259	8.9	26	41	.634	0	0	.000	11	28	.393	33	37	70	2.4	36	0	3	12	12	3	63	2.2
Bassett, Dontay	25	2	178	7.1	17	31	.548	0	0	.000	9	14	.643	24	17	41	1.6	40	2	5	4	7	8	43	1.7
Fava, Andrew	7	0	14	2.0	3	6	.500	0	2	.000	0	0	.000	0	1	1	0.1	1	0	2	2	0	0	6	0.9
Krause, Mak	7	0	16	2.3	1	2	.500	0	0	.000	2	5	.400	1	0	1	0.1	2	0	0	0	0	0	4	0.6
Team														50	51	101	3.0				20			0	
<b>Total</b>	<b>34</b>				<b>893</b>	<b>2065</b>	<b>.432</b>	<b>308</b>	<b>832</b>	<b>.370</b>	<b>483</b>	<b>673</b>	<b>.718</b>	<b>367</b>	<b>831</b>	<b>1198</b>	<b>35.2</b>	<b>591</b>	<b>6</b>	<b>445</b>	<b>334</b>	<b>164</b>	<b>237</b>	<b>2577</b>	<b>75.8</b>
Opponents	34				832	1946	.428	229	650	.352	460	629	.731	367	905	1272	37.4	607	7	394	470	105	150	2353	69.2

## SEC Games | 11-7 Overall, 6-3 Home, 5-4 Away

Player	GP	GS	MIN	AVG	FG	FGA	FG%	3FG	FGA	3FG%	FT	FTA	FT%	OFF	DEF	TOT	AVG	PF	DQ	A	TO	BLK	STL	PTS	AVG
Hudson, Jalen	18	8	469	26.1	84	191	.440	35	90	.389	45	64	.703	4	64	68	3.8	34	2	17	23	13	10	248	13.8
Koulechov, Egor	18	18	560	31.1	82	188	.436	38	87	.437	41	49	.837	25	89	114	6.3	37	0	16	21	1	13	243	13.5
Allen, KeVaughn	18	14	563	31.3	66	170	.388	33	90	.367	32	33	.970	6	32	38	2.1	28	0	41	22	8	14	197	10.9
Stone, Keith	18	15	472	26.2	60	139	.432	21	57	.368	43	60	.717	32	55	87	4.8	51	1	13	26	17	9	184	10.2
Chiozza, Chris	18	17	592	32.9	63	170	.371	15	57	.263	25	37	.676	7	69	76	4.2	33	0	113	31	2	32	166	9.2
Hayes, Kevarrius	18	15	424	23.6	38	62	.613	0	0	.000	20	42	.476	47	47	94	5.2	46	0	8	16	35	16	96	5.3
Okauru, Mike	18	1	194	10.8	25	60	.417	8	26	.308	6	15	.400	3	12	15	0.8	18	0	9	5	1	10	64	3.6
Bassett, Dontay	15	2	120	8.0	13	25	.520	0	0	.000	7	10	.700	16	10	26	1.7	24	0	2	1	6	5	33	2.2
Fava, Andrew	1	0	2	2.0	1	2	.500	0	1	.000	0	0	.000	0	0	0	0.0	0	0	0	0	0	0	2	2.0
Ballard, Deaundrae	14	0	125	8.9	9	32	.281	3	13	.231	5	6	.833	6	15	21	1.5	8	0	5	4	0	1	26	1.9
Gak, Gorjok	13	0	102	7.8	7	14	.500	0	0	.000	4	13	.308	14	15	29	2.2	15	0	1	3	5	1	18	1.4
Krause, Mak	1	0	2	2.0	0	0	.000	0	0	.000	0	0	.000	1	0	1	1.0	0	0	0	0	0	0	0	0.0
Team														23	25	48	2.7				12			0	
<b>Total</b>	<b>18</b>				<b>448</b>	<b>1053</b>	<b>.425</b>	<b>153</b>	<b>421</b>	<b>.363</b>	<b>228</b>	<b>329</b>	<b>.693</b>	<b>184</b>	<b>433</b>	<b>617</b>	<b>34.3</b>	<b>294</b>	<b>3</b>	<b>225</b>	<b>164</b>	<b>88</b>	<b>111</b>	<b>1277</b>	<b>70.9</b>
Opponents	18				427	1015	.421	124	343	.362	218	306	.712	203	477	680	37.8	307	3	207	231	62	63	1196	66.4

## Non-Conference (Regular Season) | 9-4 Overall, 6-2 Home, 3-2 Neutral

Player	GP	GS	MIN	AVG	FG	FGA	FG%	3FG	FGA	3FG%	FT	FTA	FT%	OFF	DEF	TOT	AVG	PF	DQ	A	TO	BLK	STL	PTS	AVG
Hudson, Jalen	13	8	348	26.8	79	163	.485	37	85	.435	40	61	.656	7	45	52	4.0	30	0	16	13	6	15	235	18.1
Koulechov, Egor	13	13	389	29.9	64	161	.398	24	65	.369	33	36	.917	31	57	88	6.8	31	0	22	19	3	8	185	14.2
Chiozza, Chris	13	12	404	31.1	56	112	.500	20	42	.476	43	49	.878	9	55	64	4.9	31	0	75	26	0	26	175	13.5
Allen, KeVaughn	13	12	405	31.2	45	130	.346	22	73	.301	40	45	.889	8	27	35	2.7	16	0	29	14	5	17	152	11.7
Ballard, Deaundrae	13	1	175	13.5	33	78	.423	2	18	.111	13	18	.722	9	20	29	2.2	20	0	4	9	1	5	81	6.2
Stone, Keith	13	11	271	20.8	25	62	.403	12	24	.500	16	21	.762	13	24	37	2.8	31	0	9	19	7	10	78	6.0
Hayes, Kevarrius	12	7	287	23.9	19	38	.500	0	0	.000	14	26	.538	24	36	60	5.0	27	1	4	16	27	14	52	4.3
Johnson, Chase	4	0	33	8.3	6	12	.500	0	0	.000	5	6	.833	5	3	8	2.0	2	0	1	1	2	2	17	4.3
Okauru, Mike	13	0	138	10.6	17	32	.531	9	17	.529	9	13	.692	2	12	14	1.1	11	0	11	5	1	6	52	4.0
Gak, Gorjok	13	1	139	10.7	19	27	.704	0	0	.000	6	13	.462	15	19	34	2.6	21	0	2	8	6	1	44	3.4
Bassett, Dontay	7	0	37	5.3	2	3	.667	0	0	.000	2	4	.500	4	4	8	1.1	14	2	2	3	0	2	6	0.9
Fava, Andrew	5	0	11	2.2	2	4	.500	0	1	.000	0	0	.000	0	1	1	0.2	1	0	2	2	0	0	4	0.8
Krause, Mak	5	0	13	2.6	1	2	.500	0	0	.000	2	5	.400	0	0	0	0.0	2	0	0	0	0	0	4	0.8
Team														26	23	49	3.8				6			0	
<b>Total</b>	<b>13</b>				<b>368</b>	<b>824</b>	<b>.447</b>	<b>126</b>	<b>325</b>	<b>.388</b>	<b>223</b>	<b>297</b>	<b>.751</b>	<b>153</b>	<b>326</b>	<b>479</b>	<b>36.8</b>	<b>237</b>	<b>3</b>	<b>177</b>	<b>141</b>	<b>58</b>	<b>106</b>	<b>1085</b>	<b>83.5</b>
Opponents	13				332	760	.437	88	254	.346	194	251	.773	131	340	471	36.2	251	3	152	207	34	76	946	72.8

## NCAA Tournament | 1-1 Overall

Player	GP	GS	MIN	AVG	FG	FGA	FG%	3FG	FGA	3FG%	FT	FTA	FT%	OFF	DEF	TOT	AVG	PF	DQ	A	TO	BLK	STL	PTS	AVG
Hudson, Jalen	2	2	62	31.0	14	30	.467	4	13	.308	7	12	.583	2	6	8	4.0	5	0	3	3	1	1	39	19.5
Koulechov, Egor	2	2	60	30.0	13	30	.433	6	18	.333	0	1	.000	1	9	10	5.0	4	0	0	3	0	0	32	16.0
Chiozza, Chris	2	2	58	29.0	7	21	.333	1	6	.167	4	4	1.000	1	4	5	2.5	6	0	14	1	1			

# 2017-18 GAME-BY-GAME STATS

## Game-by-Game Leaders

Opponent	Date	Score	W/L	POINTS	REBOUNDS	ASSISTS	STEALS	BLOCKED SHOTS
GARDNER-WEBB	11/13/17	116-74	W	34-Koulechov	7-Gak	6-Chiozza	2-Koulechov	2-Gak/Hayes
NORTH FLORIDA	11/16/17	108-68	W	18-Allen	10-Koulechov	7-Chiozza	3-Chiozza	2-Hayes
NEW HAMPSHIRE	11/19/17	70-63	W	26-Hudson	10-Koulechov	11-Allen/Hudson/Koulechov	3-Hayes	5-Hayes
vs Stanford	11/23/17	108-87	W	26-Koulechov	4-Allen	11-Chiozza	4-Chiozza	1-4 tied
vs Gonzaga	11/24/17	111-105	W/2OT	35-Hudson	9-Koulechov	10-Chiozza	2-Koulechov	1-4 tied
vs Duke	11/26/17	84-87	L	24-Hudson	10-Hudson	7-Chiozza	3-Hudson	1-Gak/Hudson
FLORIDA STATE	12/4/17	66-83	L	16-Hudson	9-Ballard	4-Chiozza	1-Allen/Ballard/Chiozza	3-Hayes
LOYOLA CHICAGO	12/6/17	59-65	L	9-Chiozza/Hudson	9-Koulechov	4-Chiozza	3-Allen/Chiozza	3-Hayes
vs Cincinnati	12/9/17	66-60	W	21-Koulechov	7-Koulechov	6-Chiozza	2-Hudson/Stone	2-Hayes/Stone
vs Clemson	12/16/17	69-71	L	23-Hudson	9-Koulechov	3-Allen/Chiozza	4-Chiozza	1-Allen/Hudson
JAMES MADISON	12/20/17	72-63	W	19-Chiozza	7-Hayes	7-Chiozza	3-Chiozza	3-Hayes
INCARNATE WORD	12/22/17	75-60	W	16-Chiozza	8-Hayes	6-Hudson	4-Chiozza	1-Gak/Hayes
VANDERBILT	12/30/17	81-74	W	22-Koulechov	8-Koulechov	3-Chiozza	1-4 tied	4-Hayes
at Texas A&M	1/2/18	83-66	W	19-Koulechov	7-Hayes	9-Chiozza	4-Chiozza	5-Hayes
at Mizzou	1/6/18	77-75	W	16-Hudson	8-Koulechov	6-Chiozza	4-Hayes	2-Stone
MISSISSIPPI STATE	1/10/18	71-54	W	23-Koulechov	8-Koulechov/Stone	7-Chiozza	3-Chiozza	3-Hayes
at Ole Miss	1/13/18	72-78	L	23-Stone	11-Koulechov	4-Chiozza	3-Chiozza/Koulechov	2-Gak
ARKANSAS	1/17/18	88-73	W	28-Allen	9-Hudson	9-Chiozza	3-Chiozza	3-Hayes
at Kentucky	1/20/18	66-64	W	17-Hudson	9-Hayes/Koulechov	8-Chiozza	2-Hayes/Stone	1-4 tied
SOUTH CAROLINA	1/24/18	72-77	L	16-Hudson/Koulechov	8-Koulechov	8-Chiozza	1-4 tied	1-Bassett/Gak/Stone
BAYLOR	1/27/18	81-60	W	20-Chiozza	8-Koulechov	6-Chiozza	3-Hudson	5-Hayes
at Georgia	1/30/18	60-72	L	15-Chiozza	7-Koulechov	6-Chiozza	1-Chiozza	1-Allen/Bassett/Stone
ALABAMA	2/3/18	50-68	L	16-Allen	5-Hayes/Stone	4-Chiozza	4-Chiozza	1-Hayes/Hudson/Chiozza
LSU	2/7/18	73-64	W	18-Hudson	9-Hudson	6-Chiozza	3-Chiozza	3-Hayes
at South Carolina	2/10/18	65-41	W	12-Chiozza/Hudson	7-Bassett/Chiozza/Koulechov	3-Allen/Chiozza	1-Bassett/Chiozza/Hudson	3-Stone
GEORGIA	2/14/18	69-72	L/OT	19-Allen/Koulechov	7-Hayes	5-Chiozza	2-Koulechov/Okauru	2-Hayes
at Vanderbilt	2/17/18	68-71	L	20-Stone	7-Koulechov	6-Chiozza	1-5 tied	1-4 tied
at Tennessee	2/21/18	57-62	L	13-Hudson	8-Hayes	9-Chiozza	2-Chiozza/Hudson	2-Hayes
AUBURN	2/24/18	72-66	W	24-Allen	6-Bassett/Koulechov	12-Chiozza	2-Bassett	2-Hayes/Hudson
at Alabama	2/27/18	73-52	W	27-Hudson	9-Chiozza	4-Chiozza	3-Chiozza	3-Hayes
KENTUCKY	3/3/18	80-67	W	22-Hudson	7-Allen	7-Allen	3-Allen	2-Stone
vs Arkansas	3/9/18	72-80	L	22-Stone	6-Koulechov	6-Chiozza	1-4 tied	2-Hayes
vs St. Bonaventure	3/15/18	77-62	W	20-Koulechov	8-Stone	11-Chiozza	3-Allen/Chiozza	3-Stone
vs Texas Tech	3/17/18	66-69	L	23-Hudson	10-Stone	4-Allen	3-Chiozza	3-Hayes

## Game-by-Game Team/Opponent Statistics

Opponent	1st	2nd	Score	Margin	Total FG	FG Pct	3-Pointers	3FG Pct	Free Throws	FT Pct	Reb	Margin	Asst	TO	Blk	Stl	Fouls
GARDNER-WEBB	55/32	61/42	116-74	+42	40-69/28-66	.580/.424	15-29/6-20	.517/.300	21-27/12-17	.778/.706	43/30	+13	26/9	8/14	8/0	6/2	16/20
NORTH FLORIDA	45/23	63/45	108-68	+40	42-79/21-55	.532/.382	11-25/7-28	.440/.250	13-20/19-26	.650/.731	49/31	+18	24/10	7/17	4/1	13/1	25/19
NEW HAMPSHIRE	32/32	38/31	70-63	+7	18-56/22-61	.321/.361	3-18/10-25	.167/.400	31-38/9-10	.816/.900	44/38	+6	3/14	6/11	6/0	5/1	15/23
Stanford	58/39	50/48	108-87	+21	38-65/27-50	.585/.540	15-22/7-17	.682/.412	17-21/26-32	.810/.813	27/28	(1)	23/15	11/18	4/2	13/6	25/22
Gonzaga	29/36	49/42	111-105	+6	33-72/38-79	.458/.481	17-36/10-31	.472/.323	28-35/19-25	.800/.760	42/42	-	22/17	13/14	4/6	5/6	21/23
Duke	53/49	31/38	84-87	(3)	30-71/29-66	.423/.439	8-20/10-23	.400/.435	16-20/19-20	.800/.950	36/43	(7)	11/20	9/13	2/4	7/7	17/18
FLORIDA STATE	35/42	31/41	66-83	(17)	21-58/28-72	.362/.389	6-25/7-23	.240/.304	18-25/20-24	.720/.833	34/51	(17)	7/9	17/12	6/3	3/8	20/19
LOYOLA CHICAGO	31/34	28/31	59-65	(6)	24-65/26-50	.369/.520	2-19/6-12	.105/.500	9-14/7-9	.643/.778	36/32	+4	7/14	8/15	3/4	9/6	14/12
Cincinnati	34/28	32/32	66-60	+6	23-54/23-54	.426/.426	6-15/4-15	.400/.267	14-17/10-16	.824/.625	33/35	(2)	9/4	15/21	6/5	7/7	17/21
Clemson	40/33	29/38	69-71	(2)	25-61/23-45	.410/.511	10-24/5-11	.417/.455	9-17/20-30	.529/.667	35/33	+2	8/11	11/15	2/5	7/7	21/17
JAMES MADISON	31/30	41/33	72-63	+9	22-58/21-56	.379/.375	10-31/8-22	.323/.364	18-23/13-16	.783/.813	35/39	(4)	12/11	12/18	5/2	6/10	17/22
INCARNATE WORD	37/34	38/26	75-60	+15	25-64/22-46	.391/.478	9-36/5-12	.250/.417	16-18/11-14	.889/.786	35/31	+4	13/5	12/24	2/1	15/8	14/16
VANDERBILT	40/20	41/54	81-74	+7	23-54/26-62	.426/.419	8-19/12-31	.421/.387	27-30/10-14	.900/.714	36/36	-	7/14	5/9	10/3	4/1	15/24
Texas A&M	46/30	37/36	83-66	+17	33-64/27-63	.516/.429	17-28/8-19	.607/.421	0-1/4-5	.000/.800	29/39	(10)	25/17	7/16	8/8	8/1	12/9
Mizzou	36/35	41/40	77-75	+2	26-59/23-48	.441/.479	8-22/11-19	.364/.579	17-25/18-21	.680/.857	30/32	(2)	13/9	6/11	3/3	6/4	16/20
MISSISSIPPI STATE	33/28	38/26	71-54	+17	25-58/22-55	.431/.400	9-23/5-16	.391/.313	12-16/5-7	.750/.714	38/31	+7	13/9	15/16	4/2	7/5	11/17
Ole Miss	31/31	41/47	72-78	(6)	23-61/25-58	.377/.431	10-29/6-18	.345/.333	16-22/22-26	.727/.846	35/44	(9)	14/17	10/11	4/3	8/4	20/15
ARKANSAS	48/33	40/40	88-73	+15	28-58/29-66	.483/.439	13-25/9-19	.520/.474	19-22/6-15	.864/.400	40/36	+4	14/10	9/8	6/2	4/3	16/19
Kentucky	33/31	33/33	66-64	+2	22-66/26-65	.333/.400	6-30/4-17	.200/.235	16-25/8-12	.640/.667	38/49	(11)	12/13	7/17	4/4	6/4	14/17
SOUTH CAROLINA	37/39	35/38	72-77	(5)	24-56/24-55	.429/.436	6-23/11-21	.261/.524	18-23/18-22	.783/.818	34/34	-	10/14	12/10	3/4	4/7	17/19
BAYLOR	43/31	38/29	81-60	+21	27-52/24-60	.519/.400	14-25/3-15	.560/.200	13-22/9-12	.591/.750	30/38	(8)	12/13	12/15	6/1	10/7	15/19
Georgia	32/37	28/35	60-72	(12)	23-63/23-58	.365/.397	9-26/8-25	.346/.320	5-6/18-22	.833/.818	35/44	(9)	8/11	7/8	3/4	1/1	20/14
ALABAMA	33/27	17/41	50-68	(18)	19-57/29-52	.333/.558	5-24/4-13	.208/.308	7-11/6-12	.636/.500	25/43	(18)	9/12	12/19	3/4	12/6	13/12
LSU	31/33	42/31	73-64	+9	27-52/24-54	.519/.444	6-18/9-28	.333/.321	13-20/7-15	.650/.467	30/33	(3)	14/13	12/16	6/2	8/5	12/19
South Carolina	41/20	24/21	65-41	+24	24-52/15-54	.462/.278	4-13/2-13	.308/.154	13-18/9-15	.722/.600	46/24	+22	9/7	14/9	10/6	3/4	16/15
GEORGIA	34/27	25/32	69-72	(3)	22-58/24-57	.379/.421	9-22/6-18	.409/.333	16-27/18-27	.593/.667	37/44	(7)	10/9	10/14	2/5	6/3	24/22
Vanderbilt	34/28	34/43	68-71	(3)	27-63/20-41	.429/.488	7-19/9-22	.368/.409	7-11/22-24	.636/.917	30/32	(2)	14/11	3/11	4/3	5/1	16/16
Tennessee	18/27	39/35	57-62	(5)	21-60/23-53	.350/.434	6-24/3-10	.250/.300	9-16/13-15	.563/.867	38/36	+2	12/13	11/12	4/3	7/3	19/15
AUBURN	33/24	39/42	72-66	+6	26-59/25-56	.441/.446	13-28/8-23	.464/.348	7-16/8-10	.438/.800	31/41	(10)	17/13	8/16	5/3	8/3	13/18
Alabama	37/18	36/34	73-52	+21	27-56/18-60	.482/.300	7-24/3-15	.292/.200	12-20/13-22	.600/.591	31/46	(15)	9/9	6/15	6/1	6/4	20/19
KENTUCKY	48/33	32/34	80-67	+13	28-57/24-58	.491/.414	10-24/6-16	.417/.375	14-20/13-22	.700/.591	34/36	(2)	15/6	10/13	3/2	8/4	20/17
Arkansas	29/30	43/50	72-80	(8)	25-60/28-60	.417/.467	13-32/8-19	.406/.421	9-14/16-24	.643/.667	28/43	(15)	13/8	9/6	5/1	4/1	21/16
St. Bonaventure	27/22	50/40	77-62	+15	27-65/17-48	.415/.354	10-32/3-19	.313/.158	13-18/25-34	.722/.735	35/39	(4)	19/10	9/18	4/3	11/6	21/19
Texas Tech	33/32	33/37	66-69	(3)	25-63/28-63	.397/.444	6-22/6-15	.273/.400	10-15/7-14	.667/.500	39/39	-	11/17	11/8	9/5	5/4	18/14

Note: Game totals are displayed in the format TEAM/OPPONENT for each category

## 2017-18 SUPERLATIVES

## Individual Game Highs

Category	Stat	Florida	Stat	Opponent
Points	35	Jalen Hudson, vs. Gonzaga (11/24/17)	39	Johnathan Williams, vs. Gonzaga (11/24/17)
Field Goals Made	11	Jalen Hudson, vs. Gonzaga (11/24/17) Egor Koulechov, GARDNER-WEBB (11/13/17)	16	Johnathan Williams, vs. Gonzaga (11/24/17)
Field Goal Att.	20	Jalen Hudson, vs. Duke (11/26/17) Jalen Hudson, vs. Gonzaga (11/24/17)	23	Tanner Leissner, NEW HAMPSHIRE (11/19/17)
Field Goal Pct. (Min. 5 Made)	.857	5-6, Mike Okauru, vs. Stanford (11/23/17) Keith Stone, NORTH FLORIDA (11/16/17)	1.000	7-7, Donta Hall, ALABAMA (2/3/18) 5-5, Ramone Snowden, JAMES MADISON (12/20/17)
3-Point Field Goals Made	8	Jalen Hudson, vs. Gonzaga (11/24/17)	6	Jordan Barnett, at Missouri (1/6/18)
3-Point Field Goal Att.	12	Jalen Hudson, vs. Gonzaga (11/24/17)	9	Matt Mobley, vs. St. Bonaventure (3/15/18) Jaylen Barford, vs. Arkansas (3/9/18) Tremont Waters, LSU (2/7/18) Jordan Barnett, at Missouri (1/6/18) Matthew Fisher-Davis, VANDERBILT (12/30/17)
3-Point Field Goal Pct. (Min. 3 Made)	1.000	5-5, Egor Koulechov, vs. Stanford (11/23/17) 3-3, Egor Koulechov, BAYLOR (1/27/18)	1.000	3-3, Quade Green, KENTUCKY (3/3/18) 3-3, Ramone Snowden, JAMES MADISON (12/20/17) 3-3, Aundre Jackson, LOYOLA CHICAGO (12/6/17) 3-3, John Ogwuche, NEW HAMPSHIRE (11/19/17)
Free Throws Made	13	Keith Stone, at Ole Miss (1/13/18)	12	Jeff Roberson, at Vanderbilt (2/17/18)
Free Throw Att.	18	Keith Stone, at Ole Miss (1/13/18)	12	Jeff Roberson, at Vanderbilt (2/17/18)
Free Throw Pct. (Min. 8 Made)	1.000	11-11, KeVaughn Allen, vs. Gonzaga (11/24/17) 10-10, Egor Koulechov, VANDERBILT (12/30/17)	1.000	12-12, Jeff Roberson, at Vanderbilt (2/17/18)
Rebounds	11	Egor Koulechov, at Ole Miss (1/13/18)	15	Marvin Bagley, vs. Duke (11/26/17)
Assists	12	Chris Chiozza, AUBURN (2/24/18)	7	Zhaire Smith, vs. Texas Tech (3/17/18) J.J. Caldwell, at Texas A&M (1/2/18) Grayson Allen, vs. Duke (11/26/17) Josh Perkins, vs. Gonzaga (11/24/17) Daejon Davis, vs. Stanford (11/23/17)
Steals	4	Chris Chiozza, ALABAMA (2/3/18) Kevarrius Hayes, at Missouri (1/6/18) Chris Chiozza, at Texas A&M (1/2/18) Chris Chiozza, INCARNATE WORD (12/22/17) Chris Chiozza, vs. Clemson (12/16/17) Chris Chiozza, vs. Stanford (11/23/17)	4	Wesley Myers, SOUTH CAROLINA (1/24/18)
Blocked Shots	5	Kevarrius Hayes, BAYLOR (1/27/18) Kevarrius Hayes, at Texas A&M (1/2/18) Kevarrius Hayes, NEW HAMPSHIRE (11/19/17)	5	Chris Silva, at South Carolina (2/10/18)
Turnovers	5	Jalen Hudson, ALABAMA (2/3/18) Chris Chiozza, vs. Gonzaga (11/24/17)	7	Matt Mobley, vs. St. Bonaventure (3/15/18) Tremont Waters, LSU (2/7/18)

## Team Game Superlatives

Category	High/Low	Stat	Florida	Stat	Opponent
Points	High	116	GARDNER-WEBB (11/13/17)	105	vs. Gonzaga (11/24/17)
	Low	50	ALABAMA (2/3/18)	41	at South Carolina (2/10/18)
Field Goals Made	High	42	NORTH FLORIDA (11/16/17)	38	vs. Gonzaga (11/24/17)
	Low	18	NEW HAMPSHIRE (11/19/17)	15	at South Carolina (2/10/18)
Field Goal Att.	High	79	NORTH FLORIDA (11/16/17)	79	vs. Gonzaga (11/24/17)
	Low	52	at South Carolina (2/10/18); LSU (2/7/18); BAYLOR (1/27/18)	41	at Vanderbilt (2/17/18)
Field Goal Pct.	High	.585	38-65, vs. Stanford (11/23/17)	.558	29-52, ALABAMA (2/3/18)
	Low	.321	18-56, NEW HAMPSHIRE (11/19/17)	.278	15-54, at South Carolina (2/10/18)
3-Point Field Goals Made	High	17	at Texas A&M (1/2/18); vs. Gonzaga (11/24/17)	12	VANDERBILT (12/30/17)
	Low	2	LOYOLA CHICAGO (12/6/17)	2	at South Carolina (2/10/18)
3-Point Field Goal Att.	High	36	INCARNATE WORD (12/22/17); vs. Gonzaga (11/24/17)	31	VANDERBILT (12/30/17); vs. Gonzaga (11/24/17)
	Low	13	at South Carolina (2/10/18)	10	at Tennessee (2/21/28)
3-Point Field Goal Pct.	High	.682	15-22, vs. Stanford (11/23/17)	.579	11-19, at Missouri (1/6/18)
	Low	.105	LOYOLA CHICAGO (12/6/17)	.154	2-13, at South Carolina (2/10/18)
Free Throws Made	High	31	NEW HAMPSHIRE (11/19/17)	26	vs. Stanford (11/23/17)
	Low	0	at Texas A&M (1/2/18)	4	at Texas A&M (1/2/18)
Free Throw Att.	High	38	NEW HAMPSHIRE (11/19/17)	34	vs. St. Bonaventure (3/15/18)
	Low	1	at Texas A&M (1/2/18)	5	at Texas A&M (1/2/18)
Free Throw Pct.	High	.900	27-30, VANDERBILT (12/30/17)	.950	19-20, vs. Duke (11/26/17)
	Low	.000	0-1, at Texas A&M (1/2/18)	.400	6-15, ARKANSAS (1/17/18)
Rebounds	High	49	NORTH FLORIDA (11/16/17)	51	FLORIDA STATE (12/4/17)
	Low	25	ALABAMA (2/3/18)	24	at South Carolina (2/10/18)
Assists	High	26	GARDNER-WEBB (11/13/17)	20	vs. Duke (11/26/17)
	Low	3	NEW HAMPSHIRE (11/19/17)	4	vs. Cincinnati (12/9/17)
Steals	High	15	INCARNATE WORD (12/22/17)	10	JAMES MADISON (12/20/17)
	Low	1	at Georgia (1/30/18)	1	7x, last vs. Arkansas (3/9/18)
Blocked Shots	High	10	at South Carolina (2/10/18); VANDERBILT (12/30/17)	8	at Texas A&M (1/2/18)
	Low	2	4x, last GEORGIA (2/14/18)	0	NEW HAMPSHIRE (11/19/17); GARDNER-WEBB (11/13/17)
Turnovers	High	17	FLORIDA STATE (12/4/17)	24	INCARNATE WORD (12/22/17)
	Low	3	at Vanderbilt (2/17/18)	6	vs. Arkansas (3/9/18)
Fouls	High	25	vs. Stanford (11/23/17); NORTH FLORIDA (11/16/17)	24	VANDERBILT (12/30/17)
	Low	11	MISSISSIPPI STATE (1/10/18)	12	ALABAMA (2/3/18); LOYOLA CHICAGO (12/6/17)



# 2017-18 MISCELLANEOUS STATS

## Times Led UF in Scoring

<i>Includes times co-led</i>	Season	Career
Jalen Hudson	15	15
Egor Koulechov	9	9
Chris Chiozza	6	9
KeVaughn Allen	5	24
Keith Stone	3	4
John Egbunu	0	5
Kevarrius Hayes	0	1

## Times Led UF in Rebounding

<i>Includes times co-led</i>	Season	Career
Egor Koulechov	18	18
Kevarrius Hayes	7	17
Keith Stone	4	5
Jalen Hudson	3	3
Chris Chiozza	2	7
KeVaughn Allen	2	5
Dontay Bassett	2	2
Deaundrae Ballard	1	1
Gorjok Gak	1	1
John Egbunu	0	18

## Times Led UF in Assists

<i>Includes times co-led</i>	Season	Career
Chris Chiozza	29	72
KeVaughn Allen	5	9
Jalen Hudson	2	2
Egor Koulechov	1	1
Kevarrius Hayes	0	1

## Double-Figure Scoring Games

	Season	Career
Jalen Hudson	27	27
Egor Koulechov	25	25
Chris Chiozza	20	46
KeVaughn Allen	17	62
Keith Stone	11	15
Deaundrae Ballard	3	3
Mike Okauru	3	3
Kevarrius Hayes	1	7
Dontay Bassett	1	1
Gorjok Gak	1	1
John Egbunu	0	28

## 20-Point Games

	Season	Career
Jalen Hudson	8	8
Egor Koulechov	6	6
KeVaughn Allen	3	14
Keith Stone	3	3
Chris Chiozza	2	2
John Egbunu	0	2
Kevarrius Hayes	0	1

## 30-Point Games

	Season	Career
Jalen Hudson	1	1
Egor Koulechov	1	1
KeVaughn Allen	0	2

## Double-Figure Rebounding Games

	Season	Career
Egor Koulechov	3	3
Jalen Hudson	1	1
Keith Stone	1	1
John Egbunu	0	13
Chris Chiozza	0	1
Kevarrius Hayes	0	1

## Double-Figure Assist Games

	Season	Career
Chris Chiozza	4	6

## Double-Doubles

	Season	Career
Egor Koulechov	3	3
Chris Chiozza	2	3
John Egbunu	0	7

## Triple-Doubles

	Season	Career
Chris Chiozza	0	1

## Dunks (Total: 68)

	Season	Career
Jalen Hudson	16	16
Keith Stone	14	15
Kevarrius Hayes	12	37
KeVaughn Allen	6	23
Gorjok Gak	6	13
Egor Koulechov	5	5
Dontay Bassett	4	4
Deaundrae Ballard	2	2
Mike Okauru	2	2
Chris Chiozza	1	1
John Egbunu	0	106

## Charges Drawn (Total: 38)

	Season	Career
Keith Stone	13	15
Egor Koulechov	9	9
Jalen Hudson	6	6
Kevarrius Hayes	5	16
Chris Chiozza	3	8
KeVaughn Allen	1	3
Deaundrae Ballard	1	1
John Egbunu	0	1

## Point Distribution (%)

Freshmen	306	11.9%
Sophomores	363	14.1%
Juniors	1,064	41.3%
Seniors	844	32.8%
<b>TOTAL</b>	<b>2,577</b>	

## Technical Fouls

Opponents	0
Florida	0

## 3-Second Violation

Opponents	2
Florida	3

## Shot Clock Expired

Opponents	20
Florida	26

## 10-Second Violation

Opponents	1
Florida	1

## Backcourt Violation

Opponents	4
Florida	5

## Florida's First Sub

<i>Includes all when multiple players enter</i>	Season	Career
Jalen Hudson	12	12
Keith Stone	7	15
Kevarrius Hayes	6	30
Gorjok Gak	6	7
Deaundrae Ballard	4	4
Dontay Bassett	4	4
Chris Chiozza	2	32
KeVaughn Allen	2	2
Mike Okauru	1	1

## Scored UF's First Points

	Season	Career
KeVaughn Allen	7	30
Egor Koulechov	7	7
Keith Stone	6	6
Kevarrius Hayes	4	8
Chris Chiozza	4	5
Jalen Hudson	4	4
Dontay Bassett	1	1
Mike Okauru	1	1
John Egbunu	0	11

## How Scored UF's First Points

3-Pointer	10
Jump Shot	9
Layup	8
Free Throw	4
Dunk	3

## Three-Point Plays

<i>(Ordered by most conversions)</i>	Season	Career
Jalen Hudson	13-16	13-16
Egor Koulechov	7-7	7-7
Chris Chiozza	5-9	11-19
Keith Stone	4-5	5-7
Kevarrius Hayes	2-6	9-20
Deaundrae Ballard	2-3	2-3
Gorjok Gak	1-1	1-1
Dontay Bassett	1-2	1-2
Chase Johnson	1-2	1-2
KeVaughn Allen	1-3	14-17
Mike Okauru	1-4	1-4
John Egbunu	0-0	12-28
<b>TOTALS</b>	<b>38-58</b>	<b>77-125</b>
	<b>.655</b>	<b>.616</b>

## Four-Point Plays

	Season	Career
Jalen Hudson	2-2	2-2
KeVaughn Allen	1-1	1-1
Chris Chiozza	1-1	2-2
Egor Koulechov	1-1	1-1
Keith Stone	1-1	1-1
<b>TOTALS</b>	<b>6-6</b>	<b>7-7</b>

## 3-Pointer Streak - Team

Florida:	49 (at SC, 1/18/17)
Opponents:	660 (FAMU, 12/4/99)

## Players in Double Figures

Players	Games
3	19
4	9
5	2
6	1

## Runs of 10-0 or Better

Run	Occurrences
10-0	11
11-0	2
12-0	1
13-0	4
14-0	1
15-0	1

Largest run: 15-0 vs. St. Bonaventure (3/15/18)

# 2017-18 MISCELLANEOUS STATS

## Lineups and Record

(Listed by position 1-5; Ordered by most wins)

Chiozza, Allen, Koulechov, Stone, Hayes	8-5
Chiozza, Allen, Hudson, Koulechov, Hayes	3-3
Chiozza, Allen, Hudson, Koulechov, Stone	3-3
Allen, Hudson, Koulechov, Stone, Hayes	2-0
Chiozza, Hudson, Koulechov, Stone, Hayes	2-1
Chiozza, Allen, Hudson, Koulechov, Bassett	1-0
Chiozza, Allen, Koulechov, Stone, Gak	1-0
Chiozza, Okauru, Hudson, Koulechov, Bassett	1-0
Chiozza, Ballard, Koulechov, Stone, Hayes	0-1

## Streaks

Streak stats below are consecutive team games.

(A player's streak starts over if he misses a game.)

## Games Played

Chris Chiozza 139, KeVaughn Allen 106, Keith Stone 45, Jalen Hudson 34, Egor Koulechov 34, Mike Okauru 34, Kevarrius Hayes 30, Gorjok Gak 5, Deaundrae Ballard 3, Dontay Bassett 3

## Starts

Egor Koulechov 34, Chris Chiozza 18, Jalen Hudson 6, KeVaughn Allen 5, Kevarrius Hayes 4

## Games Scored

Chris Chiozza 48, Egor Koulechov 33, Jalen Hudson 7, KeVaughn Allen 5, Mike Okauru 4, Keith Stone 4, Kevarrius Hayes 3

## Games with a 3-Pointer

Egor Koulechov 14, Jalen Hudson 6, KeVaughn Allen 5, Chris Chiozza 2

## Games with a Rebound

Keith Stone 36, Jalen Hudson 34, Egor Koulechov 34, Chris Chiozza 19, KeVaughn Allen 8, Mike Okauru 6, Gorjok Gak 5, Kevarrius Hayes 5, Dontay Bassett 2

## Games with an Assist

Chris Chiozza 31, KeVaughn Allen 14, Kevarrius Hayes 2, Jalen Hudson 2, Mike Okauru 1

## Consecutive Made Free Throws

	Active Streak	Season High
Chris Chiozza	10	17
John Egbunu	7	0
Egor Koulechov	2	32
KeVaughn Allen	2	27
Keith Stone	2	9
Chase Johnson	2	3
Mike Okauru	2	3
Mak Krause	1	1
Jalen Hudson	0	14
Deaundrae Ballard	0	6
Dontay Bassett	0	4
Gorjok Gak	0	4
Kevarrius Hayes	0	4

## Scoring Margin

**Largest Lead:** 46, vs. Gardner-Webb, 11/13/17

**Largest Deficit:** 19, vs. Florida State, 12/4/17

**Largest Deficit Overcome:** 12, at Missouri, 1/6/18

**Largest Lead Lost:** 17, vs. Duke (at Portland), 11/26/17

**Largest Margin of Victory:** 42, 116-74 vs. Gardner-Webb, 11/13/17

**Largest Margin of Defeat:** 18, vs. Alabama, 2/3/18

## Situational Records

	2017-18	Under White
Scoring First	14-7	45-16
Leading at Half	18-6	59-13
Trailing at Half	2-6	8-22
Tied at Half	1-1	2-2
Leading with 5:00 Left	19-3	65-5
Trailing with 5:00 Left	2-9	4-30
Tied with 5:00 Left	0-1	0-2
In Overtime	1-1	3-3
In Double Overtime	1-0	1-0
When UF Outrebounds Opponent	7-3	34-12
When UF is Outrebounded	12-8	30-22
When Rebounds are the Same	2-2	4-3
When UF Commits More Turnovers	2-4	13-12
When UF Forces More Turnovers	19-9	50-23
When Turnovers are the Same	0-0	6-2
When UF Has More Free Throw Attempts	14-6	52-15
When Opponent Has More Free Throw Attempts	7-5	14-19
When Free Throw Attempts are the Same	0-2	3-3
When UF Shoots 45% or Better from the Field	11-0	38-3
When UF Shoots Less Than 45% from the Field	10-13	31-33
When Opponent Shoots 45% or Better from the Field	4-5	12-18
When Opponent Shoots Less Than 45% from the Field	17-8	57-19
When UF Shoots Same or Better Than Opponent from the Field	15-0	56-4
When Opponent Shoots Better Than UF from the Field	6-13	13-33
When UF Shoots 40% or Better from 3-Point Range	11-4	26-6
When UF Shoots Less Than 40% from 3-Point Range	10-8	42-30
When UF Shoots Better Than Opponent from 3-Point Range	15-3	44-7
When UF Shoots 75% or Better from the Line	10-3	28-9
When UF Shoots Less Than 75% from the Line	11-9	41-27
When UF Bench Equals or Outscores Opponent's	14-10	53-23
When Opponent Bench Outscores UF's	6-4	15-15
Following a UF win	13-8	44-25
Following a UF loss	7-5	22-12
When 3 or More Players Score in Double Figures	19-11	61-30
When 4 or More Players Score in Double Figures	9-2	36-12
When 5 or More Players Score in Double Figures	3-0	13-1
In White Uniforms	11-6	45-16
In Blue Uniforms	1-3	10-11
In Orange Uniforms	7-3	10-9
In Black Uniforms	2-1	4-1
In November	5-1	15-3
In December	4-3	11-8
In January	6-3	18-8
In February	4-4	14-10
In March	2-2	10-8
In April	0-0	0-0
On Sunday	1-1	4-4
On Monday	1-1	3-1
On Tuesday	2-1	13-8
On Wednesday	4-4	9-7
On Thursday	3-0	9-0
On Friday	2-1	7-4
On Saturday	8-5	24-13

# SINGLE-GAME INDIVIDUAL RECORDS

## Points

**Overall:** 54, Tony Miller vs. Chicago State, Feb. 29, 1972  
**Home Court:** 54, Tony Miller vs. Chicago State, Feb. 29, 1972  
**Opponent's Court:** 39, Tony Miller vs. Auburn, Jan. 8, 1972  
**Half:** 28, Tony Miller vs. Chicago State, Feb. 29, 1972  
**One Overtime Period (5 min.):** 13, Craig Brown vs. Ole Miss, Feb. 2, 1991 (second of two OTs)  
**Losing Effort:** 39, Andy Owens vs. Louisville, Dec. 20, 1969  
**Freshman:** 38, Vernon Delancy vs. Alabama, Jan. 24, 1981  
**Sophomore:** 40, Eugene McDowell vs. Biscayne, Dec. 21, 1982  
**Junior:** 54, Tony Miller vs. Chicago State, Feb. 29, 1972  
**Senior:** 41, Andy Owens vs. Mississippi State, Feb. 21, 1970; Joe Hobbs vs. Georgia, March 1, 1958  
**By Opponent:** 53, Chris Jackson (LSU), Dec. 10, 1988

## Field Goals

**Made:**  
 21, Tony Miller vs. Chicago State (38 att.), Feb. 29, 1972  
 19, Dick Tomlinson vs. Tampa, Dec. 11, 1963  
 16, Andy Owens vs. Mississippi State (29 att.), Feb. 21, 1970  
 16, Neal Walk vs. LSU (31 att.), Jan. 6, 1968  
 16, Joe Hobbs vs. Georgia (36 att.), March 1, 1958

### Made in Half:

11, Tony Miller vs. Chicago State, Feb. 9, 1972  
 10, Tony Miller vs. Auburn, Feb. 12, 1972  
 10, Neal Walk vs. LSU, Jan. 6, 1968  
 10, Joe Hobbs vs. Rollins, Dec. 8, 1955

### Attempted:

38, Tony Miller vs. Chicago State, (made 21), Feb. 29, 1972  
 36, Joe Hobbs vs. Georgia, (made 16), March 1, 1958  
 31, Neal Walk vs. Alabama, (made 14), Jan. 27, 1968  
 29, Andy Owens vs. Mississippi State, (made 16), Feb. 21, 1970  
 29, Neal Walk vs. Georgia, (made 14), March 1, 1969  
 29, Harry Hamilton vs. Florida Southern, (made 14), Feb. 3, 1951

### Percentage (minimum 6 attempts):

1.000, David Lee vs. Northeastern (12-12), Dec. 22, 2003  
 1.000, Erik Murphy vs. Wisconsin (10-10), Nov. 14, 2012  
 1.000, Joakim Noah vs. Savannah State (10-10), Jan. 18, 2006  
 1.000, Randall Leath vs. Biscayne (10-10), Nov. 21, 1981  
 1.000, Marreese Speights vs. South Carolina (8-8), Jan. 23, 2008  
 1.000, Devin Robinson vs. St. Bonaventure (6-6), Nov. 17, 2016  
 1.000, Patric Young vs. Mississippi State (6-6), Jan. 26, 2013  
 1.000, Jonathan Mitchell vs. Temple (6-6), Dec. 30, 2007  
 .929, Eugene McDowell vs. Miss. State (13-14), Jan. 5, 1983  
 .929, Reggie Hannah vs. Hofstra (13-14), Dec. 13, 1977

## 3-Pointers

**Made:**  
 11, Michael Frazier II at South Carolina (18 att.), March 4, 2014  
 9, Joe Lawrence vs. California (10 att.), Dec. 27, 1986  
**8, Jalen Hudson vs. Gonzaga (12 att.), Nov. 24, 2017**  
 8, Kenny Boynton vs. Yale (10 att.), Jan. 6, 2013  
 8, Greg Stolt vs. LSU (15 att.), March 4, 1999  
 8, Jason Williams vs. Auburn (12 att.), Feb. 11, 1998

### Attempted:

18, Michael Frazier II at South Carolina (11 made), March 4, 2014  
 18, Anthony Roberson vs. Tennessee (5 made), Jan. 19, 2005  
 16, Anthony Roberson vs. Alabama (7 made), March 12, 2004  
 15, Greg Stolt vs. LSU (8 made), March 4, 1999  
 14, 3x, last by Kenny Boynton vs. Vanderbilt (6 made), Jan. 9, 2010

### Percentage (minimum 10 attempts):

.900, Joe Lawrence vs. California (9-of-10), Dec. 27, 1986

## Consecutive Games with a 3-pointer:

41, Michael Frazier II, Jan. 23, 2014 to Jan. 24, 2015  
 39, Lee Humphrey, Nov. 14, 2006 to April 2, 2007  
 34, Kenny Boynton, Feb. 1, 2011 to Jan. 14, 2012  
 33, Brett Nelson, Dec. 2, 2000 to Dec. 2, 2001  
 29, Craig Brown, Jan. 24, 1993 to Jan. 18, 1994  
 28, Anthony Roberson, Nov. 27, 2004 to March 18, 2005  
 24, Anthony Roberson, Dec. 22, 2003 to Nov. 23, 2004  
 23, Dorian Finney-Smith, Nov. 16, 2015 to Feb. 9, 2016  
 23, Matt Walsh, Dec. 20, 2003 to March 14, 2004  
 22, Lee Humphrey, March 18, 2005 to Jan. 28, 2006

## Free Throws

**Made:**  
 19, Joakim Noah vs. Georgia (22 att.), March 1, 2006  
 18, Neal Walk vs. LSU (21 att.), Feb. 5, 1968  
 17, Ronnie Williams vs. Alabama, (21 att.), March 3, 1983  
 17, Neal Walk vs. Miami (21 att.), Dec. 7, 1969  
 16, Dan Cross vs. Kentucky (16 att.), Feb. 18, 1995  
 16, Tom Barbee vs. Florida State (19 att.), Jan. 16, 1963  
 16, Joe Hobbs vs. Miami (16 att.), Jan. 16, 1958

### Attempted:

22, Joakim Noah vs. Georgia (made 19), March 1, 2006  
 22, Reggie Hannah vs. Iowa State (made 15), Dec. 26, 1979  
 21, Ronnie Williams vs. Alabama (made 17), March 3, 1983  
 21, Neal Walk vs. Miami (made 17), Dec. 7, 1969  
 21, Neal Walk vs. LSU (made 18), Feb. 15, 1968

### Made Without a Miss:

16, Dan Cross vs. Kentucky, Feb. 18, 1995  
 16, Joe Hobbs vs. Miami, Jan. 16, 1958  
 14, Matt Walsh vs. Vanderbilt, Feb. 7, 2004  
 14, Matt Walsh vs. Miami, Dec. 21, 2002  
 14, Sonny Powell vs. Miss. State, Feb. 20, 1954

### Half:

13, Scott Stewart vs. Tennessee, Jan. 24, 1993 (second half)  
 12, Joe Hobbs vs. Miami, Jan. 16, 1958 (second half)

## Rebounds

31, Neal Walk vs. Alabama, Jan. 27, 1968  
 31, Jim Zinn vs. Ole Miss, Feb. 18, 1957  
 30, Jim Zinn vs. Wofford, Dec. 5, 1955  
 30, Lew Doss vs. Miss. State, Feb. 19, 1955  
 29, Neal Walk vs. Kentucky, Dec. 4, 1967

### Half:

22, Neal Walk vs. Florida State, Dec. 7, 1967

## Assists

17, Jason Williams vs. Duquesne, Dec. 3, 1997  
 16, Jerry Hoover vs. Alabama, March 6, 1971  
 15, Steve Williams vs. Virginia Tech, Jan. 20, 1973  
 14, Mike Leatherwood vs. Furman, Jan. 18, 1969  
 14, Jerry Hoover vs. Auburn, Feb. 12, 1972  
 14, Boyd Welsch vs. Furman, Jan. 18, 1969

## Starts

### Consecutive Games Started:

128, Andrew DeClercq, 1991-94

## Steals

8, Clifford Lett vs. Georgia, Jan. 7, 1989  
 7, Dan Werner vs. Georgia, Feb. 9, 2008  
 7, Brett Nelson vs. VMI, Dec. 28, 1999  
 7, Eddie Shannon at LSU, Jan. 20, 1999  
 7, Kenyan Weaks vs. Morehead State, Dec. 22, 1998  
 7, Dan Cross vs. Georgia, Feb. 16, 1994  
 7, Andrew DeClercq vs. Jacksonville, Dec. 8, 1992  
 7, Stacey Poole vs. Wichita State, Dec. 7, 1991  
 7, Hosie Grimsley vs. Tennessee, Jan. 17, 1990

## Blocked Shots

9, Dwayne Davis vs. New Orleans, Dec. 27, 1989  
 7, 6x, last by Al Horford vs. Ole Miss, Feb. 16, 2005

## Minutes Played

55, Richard Glasper vs. Tennessee, March 4, 1978 (3 OT)  
 53, Larry Brewster vs. Tennessee, March 4, 1978 (3 OT)  
 50, Reggie Hannah vs. Vanderbilt, Feb. 6, 1978 (2 OT)  
 49, Ronnie Williams vs. Vanderbilt, March 3, 1982 (2 OT)  
 48, 3x, last by Justin Hamilton vs. Miami, Dec. 21, 2002 (2OT)



# SINGLE-GAME TEAM RECORDS

## Points

**Overall:** 131 vs. New Hampshire, 131-72, Nov. 29, 1999

**Home Court:** 131 vs. New Hampshire, 131-72, Nov. 29, 1999

**Opponent's Court:** 115 vs. Hawaii, 115-83, Dec. 29, 1986 at Honolulu, Hawaii, Hawaii Rainbow Classic

**Neutral Court:** 112 vs. Jackson State, 112-69, March 16, 2007, at Jacksonville, Fla., NCAA Tournament 1st Round

**First Half:** 67 vs. Chicago State, 67-28, Feb. 29, 1972

**Second Half:** 71 vs. Jackson State, 71-34, March 16, 2007

**Losing Effort:** 101 vs. LSU, 111-101, Dec. 10, 1988

**By Opponent:** 116, Tennessee, 116-73, Jan. 11, 1979 at Tennessee; 116, Duke, 116-86, Dec. 9, 1998 at Duke

**Both Teams:** 216, vs. Gonzaga (at Portland, Ore.), 111-105, Nov. 24, 2017

**Fewest Points Scored Since 1938:** 18, 3x, last vs. Alabama, Dec. 15, 1946

**Fewest Points Allowed Since 1938:** 15 vs. Georgia, Jan. 13, 1939

**Fewest Points Scored in a Half Since 1966:** 10 vs. Florida State, Dec. 7, 1966

**Fewest Points Allowed in a Half Since 1966:** 6 vs. Florida State, Dec. 7, 1966

**Fewest Points Scored Since 1986:** 40 vs. Georgetown, Feb. 10, 1990

**Fewest Points Allowed Since 1986:** 27 vs. Southern, Nov. 28, 2006

**Fewest Points Allowed in a Half Since 1986:** 9 vs. Alabama State, Nov. 11, 2012

**Fewest Points Allowed vs. SEC Team Since 1950:** 36, 2x, vs. Texas A&M, Feb. 1, 2014; vs. South Carolina, Jan. 30, 2013

## Field Goals

### Made:

50 vs. NW Missouri State, Dec. 9, 1974

49 vs. St. Thomas, Dec. 20, 1985

49 vs. South Florida, Dec. 4, 1971

48 vs. Chicago St., Feb. 29, 1972

47 vs. Miami, Jan. 9, 1964

### Fewest Made:

13 vs. Georgia Southern, Dec. 15, 2007

13 vs. Virginia Tech, Dec. 29, 1969

14 vs. Georgetown, Feb. 10, 1990

15 vs. Tennessee, Jan. 25, 1997

15 vs. Vanderbilt, Feb. 3, 1968

### Attempted:

113 vs. South Florida, Dec. 4, 1971

104 vs. LSU, Feb. 12, 1969

95 vs. Jacksonville, Dec. 1, 1967

94 vs. LSU, Dec. 18, 1970

90 vs. Chicago St., Feb. 29, 1972

90 vs. Auburn, Feb. 12, 1972

### Fewest Attempted:

31 vs. Jacksonville, Feb. 18, 1980

33 vs. Ole Miss, Feb. 24, 1984

34 vs. Ole Miss, Jan. 16, 1982

34 vs. Auburn, March 4, 1981

35 vs. LSU, Jan. 27, 1990

### Percentage:

.746 (44-59) vs. Missouri Western, Dec. 20, 1980

.696 (32-46) vs. Providence, Dec. 16, 1978

.690 (29-42) vs. Auburn, Jan. 13, 1961

.686 (24-35) vs. Ole Miss, Feb. 13, 1982

.682 (30-44) vs. Ole Miss, Feb. 26, 1983

### Worst Percentage:

.245 vs. Virginia Tech, Dec. 29, 1969

.255 (13-51) vs. Georgia Southern, Dec. 15, 2007

.286 (18-63) vs. Alabama, Feb. 13, 2016

.288 (19-66) vs. Florida State, Dec. 18, 1993

.291 (16-55) vs. Ole Miss, Feb. 16, 2002

## 3-Pointers

### Made:

19 at LSU, Jan. 25, 2017

18 vs. Robert Morris, Dec. 30, 1996

**17 at Texas A&M, Jan. 2, 2018**

**17 vs. Gonzaga, Nov. 24, 2017**

17 vs. Arkansas, Jan. 14, 1998

17 vs. Coastal Carolina, Nov. 30, 1998

17 vs. South Carolina, Feb. 24, 1999

17 vs. LSU, March 4, 1999

16 vs. Little Rock, Dec. 21, 2017

16 at North Florida, March 15, 2016

16 vs. New Hampshire, Nov. 28, 2001

### Fewest Made:

0 at South Carolina, Jan. 18, 2017

0 vs. Kentucky, Jan. 11, 1992

0 vs. Charleston Southern, Dec. 4, 1991

0 vs. Ole Miss, Jan. 2, 1990

0 vs. Ole Miss, Feb. 5, 1989

0 vs. Tennessee, Jan. 23, 1988

0 vs. Georgia Tech, Nov. 23, 1987

### Most in a Half:

12 at North Florida, March 15, 2016

12 vs. Vanderbilt, Jan. 25, 2009

11 at LSU, Jan. 25, 2017

11 vs. South Carolina, Feb. 24, 1999

11 vs. Jacksonville, Feb. 3, 1997

### Attempted:

39 vs. Duquesne, Dec. 3, 1997

**36 vs. Incarnate Word, Dec. 22, 2017**

**36 vs. Gonzaga, Nov. 24, 2017**

36 vs. FAMU, Dec. 17, 2006

36 vs. Alabama, March 12, 2004

36 vs. LSU, March 4, 1999

36 vs. UAB, Dec. 27, 1997

### Fewest Attempted:

1 vs. Florida State, Dec. 1, 1989

2 vs. Georgia Tech, Nov. 23, 1987

2 vs. Ole Miss, Jan. 2, 1990

3 vs. Ole Miss, Feb. 5, 1989

4 vs. Tennessee, Jan. 17, 1987

4 vs. Kentucky, Feb. 18, 1995

4 vs. South Carolina, Jan. 8, 1992

### Percentage (min. 10 attempts):

.800 (8-10) vs. Hawaii, Dec. 29, 1986

.769 (10-13) vs. Western Carolina, Dec. 2, 1986

.727 (8-11) vs. Georgia, Jan. 6, 1990

.714 (10-14) vs. California, Dec. 27, 1986

.700 (7-10) vs. Ohio State, Dec. 16, 1987

### Percentage (min. 20 attempts):

**.682 (15-22) vs. Stanford, Nov. 23, 2017**

**.607 (17-28) at Texas A&M, Jan. 2, 2018**

.600 (12-20) vs. West Virginia, Jan. 30, 2016

.600 (12-20) at Ole Miss, Jan. 24, 2015

.600 (12-20) vs. Jacksonville, Dec. 4, 2009

.600 (15-25) vs. Vanderbilt, Jan. 25, 2009

### Percentage (min. 30 attempts):

.576 (19-33) at LSU, Jan. 25, 2017

.567 (17-30) vs. Coastal Carolina, Nov. 30, 1998

.516 (16-31) vs. Little Rock, Dec. 21, 2016

.514 (18-35) vs. Robert Morris, Dec. 30, 1996

.500 (16-32) at North Florida, March 15, 2016

.500 (15-30) vs. Auburn, Feb. 16, 2013

## Free Throws

### Made:

46 vs. Florida State, Dec. 6, 1962

40 vs. Morehead State, Dec. 22, 1998

40 vs. Mississippi State, Feb. 26, 1972

40 vs. Miami, Jan. 10, 1957

40 vs. Tulane, Jan. 7, 1955

### Attempted:

56 vs. St. Joseph's, Dec. 19, 1956

54 vs. Mississippi State, Feb. 26, 1972

53 vs. Florida State, Dec. 6, 1962

53 vs. Tulane, Jan. 16, 1953

50 vs. Morehead State, Dec. 22, 1998

50 vs. Auburn, Jan. 8, 1993

### Most Made Without a Miss:

27 vs. Tennessee, Jan. 8, 1994

17 vs. South Carolina, Jan. 5, 1997

14 vs. Alabama, Feb. 8, 2003

11 vs. Kentucky, March 4, 2012

10 vs. South Carolina, Jan. 25, 2006

10 vs. Mississippi State, March 11, 2005

## Rebounds

79 vs. South Florida, Dec. 4, 1971

77 vs. LSU, Feb. 10, 1968

77 vs. Kentucky, Jan. 13, 1968

72 vs. LSU, Feb. 11, 1967

72 vs. Kentucky, Jan. 14, 1967

### Offensive Rebounds:

26 vs. Louisville, Dec. 29, 1993

25 vs. Arkansas, Feb. 28, 1995

25 vs. Ole Miss, March 11, 1993

25 vs. Vanderbilt, Jan. 25, 1989

24 vs. Jackson State, March 16, 2007

24 vs. Vanderbilt, March 6, 1988

### Defensive Rebounds:

40 vs. Richmond, Dec. 1, 2015

40 vs. Texas A&M, Feb. 1, 2014

40 vs. Eastern Kentucky, Dec. 22, 2004

40 vs. FAMU, Dec. 2, 2003

40 vs. Miami, Dec. 19, 1988

# SINGLE-GAME & O'CONNELL CENTER RECORDS

## Fouls

37 vs. Florida Southern, Dec. 20, 1979  
 35 vs. Kentucky, Jan. 10, 1990  
 34 vs. LSU, Jan. 5, 1976  
 33 vs. Alabama, March 3, 1983  
 33 vs. Florida State, Jan. 26, 1981  
 33 vs. Mississippi State, Feb. 26, 1972

## Assists

37 vs. Chicago State, Feb. 29, 1972  
 36 vs. Virginia Tech, Jan. 20, 1973  
 34 vs. Miami, Feb. 21, 1987  
 34 vs. SMU, Dec. 4, 1986  
 33 vs. Pennsylvania, Dec. 28, 1974  
 33 vs. Valdosta State, Dec. 1, 1972  
 32 vs. Eastern Illinois, Nov. 21, 2002

## Blocked Shots

14 vs. Eastern Illinois, Nov. 21, 2002  
 13 vs. New Orleans, Dec. 27, 1989  
 12, 5x, last vs. FAMU, Dec. 17, 2006  
 11, 6x, last vs. Miami, Nov. 27, 2016

## Steals

25 vs. Morehead State, Dec. 22, 1998  
 24 vs. Central Florida, Nov. 22, 1996  
 23 vs. LSU, Jan. 20, 1999  
 22 vs. VMI, Dec. 28, 1999  
 21 vs. Tennessee, Jan. 17, 1990

## Turnovers

### Forced:

37 vs. Central Florida, Nov. 22, 1996  
 36 vs. St. Thomas, Dec. 20, 1984  
 33 vs. VMI, Dec. 28, 1999  
 33 vs. Florida A&M, Dec. 4, 1999  
 33 vs. Morehead State, Dec. 22, 1998  
 33 vs. Bethune-Cookman, Nov. 23, 1998  
 33 vs. Biscayne, Dec. 4, 1979

### Committed:

38 vs. Biscayne, Dec. 4, 1979  
 34 vs. Georgia Tech, Jan. 2, 1974  
 32 vs. UNC Charlotte, Dec. 7, 1990  
 30 vs. Bethune-Cookman, Nov. 23, 1998  
 30 vs. Kentucky, Feb. 15, 1997  
 30 vs. LSU, Feb. 1, 1983  
 30 vs. Kentucky, Feb. 4, 1978

## O'CONNELL CENTER INDIVIDUAL RECORDS

### Scoring

53	Chris Jackson	LSU	12/10/88
43	Charles Bradley	South Florida vs. FSU*	12/10/82
40	Eugene McDowell	vs. Biscayne	12/21/82
39	Chuck Person	Auburn	2/6/85
38	Vernon Delancy	vs. Alabama	2/24/81
37	Joakim Noah	vs. Georgia	3/1/06
34	Egor Koulechov	vs. Gardner-Webb	11/13/17
34	Buck Johnson	Alabama	2/26/86
33	Devan Downey	South Carolina	2/3/09
33	Greg Stolt	vs. South Florida	12/10/96
33	Keenan Carpenter	Auburn	2/15/89
33	Jose Vargas	LSU	12/16/86
32	KeVaughn Allen	vs. Florida State	12/29/15
32	Nick Calathes	vs. North Carolina State	1/3/09
32	Sundiata Gaines	Georgia	2/09/08
32	Dionte Christmas	Temple	12/30/07
32	Andrew Moten	vs. LSU	12/16/86
32	Andrew Moten	vs. Alabama	2/26/86
32	Willie Jones	Vanderbilt	2/24/82

\*Florida Four Tournament

### Rebounding

21	Eugene McDowell	vs. Georgia	1/6/82
20	Andrew DeClercq	vs. Kentucky	1/18/94
19	Shaquille O'Neal	LSU	2/27/91
18	Kenneth Faried	Morehead State	11/21/10
18	Al Horford	vs. Alabama	2/5/05
18	Mike Miller	vs. Kentucky	2/8/00
18	Corey Allen	Tennessee	2/27/93
18	Dwayne Davis	vs. Miami	12/19/88
18	Tito Horford	Miami	2/21/87
18	Jose Vargas	LSU	12/16/86
18	Ronnie Williams	vs. St. Leo	2/8/84
17	Ben Simmons	LSU	1/9/16
17	Melven Jones	vs. Alabama	1/28/87
17	Charles Barkley	Auburn	2/6/82
17	Ronnie Williams	vs. Florida State	1/26/81
17	Elvis Rolle	Florida State	1/26/81

## O'CONNELL CENTER RECORDS

## Individual

	Florida	Opponents
<b>Points:</b>	40, Eugene McDowell vs. Biscayne, Dec. 21, 1982	53, Chris Jackson for LSU, Dec. 10, 1988
<b>Field Goals:</b>	15, Eugene McDowell vs. Biscayne, Dec. 21, 1982 Vernon Delancy vs. Alabama, Jan. 24, 1981	18, Chuck Person for Auburn, Feb. 6, 1985
<b>Field Goal Att.:</b>	26, Anthony Roberson vs. Tennessee, Jan. 19, 2005	33, Chuck Person for Auburn, Feb. 6, 1985
<b>Field Goal Pct. (min. 6):</b>	1.000, David Lee vs. Northeastern (12-12), Dec. 22, 2003 Erik Murphy vs. Wisconsin (10-10), Nov. 14, 2012 Joakim Noah vs. Savannah State (10-10), Jan. 18, 2006 Randall Leath vs. Biscayne (10-10), Nov. 28, 1981 Marreese Speights vs. Tennessee (8-8), Mar. 5, 2008	1.000, Donta Hall for Alabama (7-7), Feb. 3, 2018 Boris Bojanovsky for Florida State (6-6), Nov. 29, 2013
<b>3-Pt. FG:</b>	8, Jason Williams vs. Auburn, Feb. 11, 1998	9, Terrence Woods for Florida A&M, Dec. 2, 2003
<b>3-Pt. FG Pct (min. 5):</b>	1.000 Matt Walsh vs. Bethune Cookman (7-7), Dec. 28, 2002 Walter Hodge vs. Stetson (5-5), Dec. 20, 2006	1.000, Radenko Dobras for South Florida, (5-5), Dec. 15, 1991 John Caylor for Auburn, (5-5), Feb. 6, 1988
<b>Free Throws:</b>	19, Joakim Noah vs. Georgia, March 1, 2006	16, Chris Jackson for LSU, Dec. 10, 1988
<b>FT Attempts:</b>	22, Joakim Noah vs. Georgia, March 1, 2006	17, Shaquille O'Neal for LSU, Feb. 5, 1992 Chris Jackson for LSU, Dec. 10, 1988
<b>FT Pct (min. 10):</b>	1.000, Jason Williams vs. Tennessee (12-12), Jan. 3, 1998 Teddy Dupay vs. Jacksonville (10-10), Dec. 12, 1998 Joe Lawrence vs. LSU (10-10), Feb. 1, 1984	1.000, Tyrone Beaman for Tennessee (12-12), Feb. 18, 1984 Sindarius Thornwell for South Carolina (11-11), Feb. 21, 2017 Litterial Green for Georgia (10-10), Feb. 29, 1992
<b>Rebounds:</b>	21, Eugene McDowell vs. Georgia, Jan. 6, 1982	19, Shaquille O'Neal for LSU, Feb. 27, 1991
<b>Assists:</b>	17, Jason Williams vs. Duquesne, Dec. 3, 1997	13, Roderick Barnes for Ole Miss, Feb. 12, 1986
<b>Blocked Shots:</b>	7, Al Horford vs. Ole Miss, Feb. 16, 2005 Andrew DeClercq vs. Richmond, March 19, 1992 Dwayne Schintzius vs. South Florida, Dec. 23, 1989 Dwayne Schintzius vs. Ohio State, Dec. 16, 1987 Dwayne Schintzius vs. Florida State, Dec. 12, 1987	7, Jarvis Varnado for Mississippi State, March 1, 2008 Tim Duncan for Wake Forest, Dec. 9, 1995
<b>Steals:</b>	7, Dan Werner vs. Georgia, Feb. 9, 2008 Brett Nelson vs. VMI, Dec. 28, 1999 Kenyan Weaks vs. Morehead State, Dec. 22, 1998 Jason Williams vs. Mississippi State, Feb. 4, 1998 Dan Cross vs. Georgia, Feb. 16, 1994 Andrew DeClercq vs. Jacksonville, Dec. 8, 1992 Hosie Grimsley vs. Tennessee, Jan. 17, 1990	7, Tony Williams for Florida State vs. South Florida, Dec. 10, 1982, Florida Four Tournament
<b>Minutes:</b>	46, Vernon Delancy vs. Tennessee, Feb. 18, 1984	45, Johnny Jones for LSU, Feb. 28, 1983

## Team

	Florida	Opponents
<b>Points:</b>	131 vs. New Hampshire, Nov. 29, 1999	111 by LSU, Dec. 10, 1988
<b>Points (Half):</b>	70 vs. Coastal Carolina, Nov. 30, 1998	58 by Georgia, Feb. 22, 1995
<b>Margin of Victory:</b>	75 vs. Florida A&M, 125-50, Dec. 10, 2000	31 by Kentucky, 94-63, Feb. 24, 1996
<b>Field Goals:</b>	46 vs. New Hampshire, Nov. 29, 1999 vs. Western Carolina, Dec. 2, 1986	40 by Kentucky, Jan. 29, 1997
<b>Field Goal Att.:</b>	83 vs. FAU, Nov. 27, 2000	80 by LSU, Jan. 3, 1981
<b>FG Pct:</b>	.660 vs. Bethune-Cookman, 35-53, Dec. 9, 2005	.649 by Ole Miss, 24-37, Feb. 13, 1982
<b>3-Pt. FG:</b>	17 vs. South Carolina, Feb. 24, 1999 vs. Coastal Carolina, Nov. 30, 1998	15 by Florida A&M, Dec. 2, 2003
<b>3-Pt. FG Att.:</b>	39 vs. Duquesne, Dec. 3, 1997	38 by Florida A&M, Dec. 2, 2003
<b>3-Pt. FG Pct (min. 10):</b>	.769 vs. Western Carolina, (10-13), Dec. 2, 1986	.700 by Kentucky, (7-10), March 1, 2016
<b>Free Throws:</b>	40 vs. Morehead State, Dec. 22, 1998	34 by Florida State, Jan. 26, 1981
<b>FT Attempts:</b>	50 vs. Morehead State, Dec. 22, 1998 vs. Auburn, Jan. 8, 1983	47 by Florida State, Jan. 26, 1981
<b>FT Pct (min. 10):</b>	1.000 vs. South Carolina, (16-16), Jan. 15, 1997 vs. Alabama, (14-14), Feb. 8, 2003	.933 by LSU, (14-15), Jan. 17, 1998
<b>Rebounds:</b>	59 vs. Florida A&M, Dec. 2, 2003	58 by LSU, Feb. 5, 1992
<b>Assists:</b>	34 vs. Miami, Feb. 21, 1987	26 by Mississippi State, Dec. 6, 1980
<b>Turnovers:</b>	30 vs. Bethune-Cookman, Nov. 23, 1998 vs. LSU, Feb. 1, 1983	37 by Central Florida, Nov. 22, 1996
<b>Blocked Shots:</b>	14 vs. Eastern Illinois, Nov. 21, 2002	10 by Maryland, Dec. 10, 2003
<b>Steals:</b>	25 vs. Morehead State, Dec. 22, 1998	19 by Kentucky, Feb. 18, 1998
<b>Personal Fouls:</b>	33 vs. Florida State, Jan. 26, 1981	35 by Central Florida, Nov. 18, 1997



# CAREER RECORDS

## Games Played

1. Walter Hodge	2005-09	151
2. Patric Young	2010-14	150
3. Kenny Boynton	2009-13	145
4. Erving Walker	2008-12	144
5. Scottie Wilbekin	2010-14	143
6. Chandler Parsons	2007-11	142
Alex Tyus	2007-11	142
8. Chris Richard	2003-07	141
Dan Werner	2006-10	141
10. Chris Chiozza	2014-18	139

### Active Leader:

KeVaughn Allen	2015-present	106
----------------	--------------	-----

## Games Started

1. Kenny Boynton	2009-13	142
2. Andrew DeClercq	1991-95	128
3. Udonis Haslem	1998-2002	125
4. Andrew Moten	1983-87	124
5. Eugene McDowell	1981-85	117
6. Erving Walker	2008-12	113
7. Dwayne Schintzius	1986-90	110
8. Ronnie Williams	1980-84	109
9. Patric Young	2010-14	107
Eddie Shannon	1995-99	107

### Active Leader:

KeVaughn Allen	2015-present	99
----------------	--------------	----

## Minutes (Since 1975)

1. Kenny Boynton	2009-13	4,673
2. Erving Walker	2008-12	4,358
3. Eugene McDowell	1981-85	4,100
4. Chandler Parsons	2007-11	3,964
5. Andrew Moten	1983-87	3,930
6. Ronnie Williams	1980-84	3,898
7. Eddie Shannon	1995-99	3,676
8. Patric Young	2010-14	3,644
9. Kasey Hill	2013-17	3,602
10. Walter Hodge	2005-09	3,587

### Active Leader:

KeVaughn Allen	2015-present	3,072
----------------	--------------	-------

## Minutes Per Game

(Since 1975/Min. 50 Games)

1. Ronnie Williams	1980-84	35.43
2. Eugene McDowell	1981-85	35.04
3. Richard Gasper	1976-78	33.15
4. Nick Calathes	2007-09	32.97
5. Vernon Delancy	1980-84	32.39
6. Kenny Boynton	2009-13	32.23
7. Mike Moses	1980-82	31.72
8. Eddie Shannon	1995-99	31.68
9. Dwayne Schintzius	1986-90	31.59
10. Andrew Moten	1983-87	31.44

### Active Leader:

KeVaughn Allen	2015-present	28.98
----------------	--------------	-------

## Points

1. Ronnie Williams	1980-84	2,090
2. Kenny Boynton	2009-13	2,033
3. Andrew Moten	1983-87	1,930
4. Udonis Haslem	1998-2002	1,781
5. Erving Walker	2008-12	1,777
6. Stacey Poole	1989-93	1,678
7. Dwayne Schintzius	1986-90	1,624
8. Neal Walk	1966-69	1,600
9. Gene Shy	1972-76	1,573
10. Matt Bonner	1999-2003	1,570

### Active Leader:

KeVaughn Allen	2015-present	1,297
----------------	--------------	-------

## Scoring Average

1. Neal Walk	1966-69	20.8
2. Joe Hobbs	1955-58	19.6
3. Tony Miller	1970-73	19.5
4. Andy Owens	1967-70	19.0
Ronnie Williams	1980-84	19.0
6. Bob Emrick	1953-57	17.0
7. Vernon Maxwell	1984-86	16.6
8. Chip Williams	1972-75	16.4
9. Nick Calathes	2007-09	16.3
10. Anthony Roberson	2002-05	15.8

### Active Leader:

KeVaughn Allen	2015-present	12.2
----------------	--------------	------

## Rebounds

1. Neal Walk	1966-69	1,181
2. Eugene McDowell	1981-85	1,063
3. Andrew DeClercq	1991-95	958
4. Ronnie Williams	1980-84	954
5. Dwayne Davis	1987-91	921
6. Al Horford	2004-07	869
David Lee	2001-05	869
Bob Emrick	1953-57	869
9. Chandler Parsons	2007-11	859
10. Gary Keller	1964-67	855

### Active Leader:

Kevarrius Hayes	2015-present	417
-----------------	--------------	-----

## Rebounds Per Game

1. Neal Walk	1966-69	15.3
2. Cliff Luyk	1958-62	14.1
3. Jim Zinn	1955-58	12.7
4. Rick Casares	1950-53	11.4
5. Gary Keller	1964-67	11.3
6. Chip Williams	1972-75	10.2
7. Bob Emrick	1953-57	9.5
8. Eugene McDowell	1981-85	9.1
9. Bob Sherwood	1956-60	9.0
10. Reggie Hannah	1977-80	8.9

### Active Leader:

Kevarrius Hayes	2015-present	4.0
-----------------	--------------	-----

## Double-Doubles

(Since 1971)

1. Eugene McDowell	1981-85	43
2. Ronnie Williams	1980-84	40
3. Bob Smyth	1975-77	33
4. Dwayne Davis	1987-91	31
Chip Williams	1972-75	31
6. Reggie Hannah	1977-80	29
7. Al Horford	2004-07	28
8. Udonis Haslem	1998-2002	25
9. Andrew DeClercq	1991-95	23
10. David Lee	2001-05	22

### Active Leader:

None		
------	--	--

## Field Goal Percentage

(Min. 500 Attempts)

1. Dwayne Davis	1987-91	572-892	.641
2. Joakim Noah	2004-07	405-663	.611
3. Vernon Macklin	2009-11	347-579	.599
4. Eugene McDowell	1981-85	642-1,075	.597
5. Al Horford	2004-07	426-725	.588
6. Ronnie Williams	1980-84	772-1,319	.585
7. Udonis Haslem	1998-2002	633-1,084	.584
8. David Lee	2001-05	543-935	.581
9. Patric Young	2010-14	536-929	.577
10. Casey Prather	2010-14	308-541	.569

### Active Leader:

Kevarrius Hayes	2015-present	174-286	.638
-----------------	--------------	---------	------

## Field Goals Made

1. Ronnie Williams	1980-84	772
2. Stacey Poole	1989-93	730
3. Andrew Moten	1983-87	711
4. Dwayne Schintzius	1986-90	695
5. Kenny Boynton	2009-13	666
6. Eugene McDowell	1981-85	642
7. Gene Shy	1972-76	639
8. Udonis Haslem	1998-2002	633
9. Matt Bonner	1999-2003	580
10. Dwayne Davis	1987-91	572
Neal Walk	1966-69	572

### Active Leader:

KeVaughn Allen	2015-present	421
----------------	--------------	-----

## Field Goals Attempted

1. Kenny Boynton	2009-13	1,671
2. Stacey Poole	1989-93	1,578
3. Andrew Moten	1983-87	1,572
4. Gene Shy	1972-76	1,415
5. Dwayne Schintzius	1986-90	1,407
6. Erving Walker	2008-12	1,345
7. Bob Emrick	1953-57	1,324
8. Ronnie Williams	1980-84	1,319
9. Joe Hobbs	1955-58	1,293
10. Tony Miller	1970-73	1,212

### Active Leader:

KeVaughn Allen	2015-present	1,050
----------------	--------------	-------

## 3-Pt Field Goal Percentage

(Since 3-pointer was instituted in 1986-87 / Min. 100 Attempts)

1. Joe Lawrence	1983-87	64-127	.504
2. Andrew Moten	1983-87	61-137	.445
3. Lee Humphrey	2003-07	288-649	.444
4. Pat Lawrence	1984-88	55-126	.437
5. Erik Murphy	2009-13	143-329	.435
6. Michael Frazier II	2012-15	227-525	.432
7. Kenyan Weaks	1996-2000	198-464	.427
8. Brett Nelson	1999-2003	228-540	.422
9. Greg Stolt	1995-99	243-578	.420
10. Dan Williams	1994-98	79-191	.414

### Active Leader:

Keith Stone	2016-present	54-138	.391
-------------	--------------	--------	------

## 3-Point Field Goals Made

(Since 3-pointer was instituted in 1986-87)

1. Kenny Boynton	2009-13	333
2. Lee Humphrey	2003-07	288
3. Erving Walker	2008-12	285
4. Brett Nelson	1999-2003	274
5. Anthony Roberson	2002-05	267
6. Greg Stolt	1995-99	243
7. Michael Frazier II	2012-15	227
8. Kenyan Weaks	1996-2000	198
9. Matt Walsh	2002-05	192
10. KeVaughn Allen	2015-present	188
Teddy Dupay	1998-2001	188

### Active Leader:

KeVaughn Allen	2015-present	188
----------------	--------------	-----

## 3-Point Field Goals Attempted

(Since 3-pointer was instituted in 1986-87)

1. Kenny Boynton	2009-13	978
2. Erving Walker	2008-12	755
3. Brett Nelson	1999-2003	689
4. Anthony Roberson	2002-05	665
5. Lee Humphrey	2003-07	649
6. Greg Stolt	1995-99	578
7. KeVaughn Allen	2015-present	553
8. Michael Frazier II	2012-15	525
9. Teddy Dupay	1998-2001	496
10. Matt Walsh	2002-05	483

### Active Leader:

KeVaughn Allen	2015-present	553
----------------	--------------	-----

# CAREER RECORDS

## Free Throw Percentage

(Min. 140 Attempts)

1.	<b>KeVaughn Allen</b>	<b>2015-present</b>	<b>267-305</b>	<b>.875</b>
2.	Anthony Roberson	2002-05	210-243	.864
3.	Taurean Green	2004-07	350-409	.856
4.	Michael Frazier II	2012-15	135-158	.854
5.	Joe Hobbs	1955-59	241-286	.843
6.	Bruno Caldwell	1972-75	172-205	.839
7.	Brooks Henderson	1962-65	337-406	.830
8.	Scott Stewart	1989-93	121-146	.829
9.	Brett Nelson	1999-2003	189-229	.825
10.	Andy Owens	1967-70	345-426	.810

### Active Leader:

KeVaughn Allen	2015-present	267-305	.875
----------------	--------------	---------	------

## Free Throws Made

1.	Ronnie Williams	1980-84	546
2.	Udonis Haslem	1998-2002	515
3.	Bob Emrick	1953-57	514
4.	Sonny Powell	1951-55	487
5.	Neal Walk	1966-69	456
6.	Andrew Moten	1983-87	447
7.	Erving Walker	2008-12	438
8.	Dan Cross	1991-95	411
9.	Kenny Boynton	2009-13	368
10.	Taurean Green	2004-07	350
	David Lee	2001-05	350

### Active Leader:

KeVaughn Allen	2015-present	267
----------------	--------------	-----

## Free Throws Attempted

1.	Ronnie Williams	1980-84	785
2.	Udonis Haslem	1998-2002	773
3.	Bob Emrick	1953-57	673
4.	Sonny Powell	1951-55	625
5.	Neal Walk	1966-69	619
6.	Andrew Moten	1983-87	605
7.	Erving Walker	2008-12	552
8.	Dan Cross	1991-95	525
9.	Livingston Chatman	1987-91	521
10.	David Lee	2001-05	514

### Active Leader:

KeVaughn Allen	2015-present	305
----------------	--------------	-----

## Assists

(Since 1967-68)

1.	Chris Chiozza	2014-18	571
2.	Erving Walker	2008-12	547
3.	Kasey Hill	2013-17	530
4.	Ronnie Montgomery	1984-88	503
5.	Eddie Shannon	1995-99	493
6.	Nick Calathes	2007-09	452
7.	Vernon Delancy	1980-84	427
8.	Greg Williams	1993-97	423
9.	Scottie Wilbekin	2010-14	419
10.	Andrew Moten	1983-87	411

### Active Leader:

KeVaughn Allen	2015-present	192
----------------	--------------	-----

## Assists per Game

(Min. 50 Games, Since 1967-68)

1.	Nick Calathes	2007-09	6.28
2.	Richard Gasper	1976-78	4.26
3.	Eddie Shannon	1995-99	4.25
4.	Vernon Delancy	1980-84	4.18
5.	Mike Leatherwood	1967-69	4.03
6.	Jerry Hoover	1969-72	4.00
7.	Mike Moses	1980-82	3.96
8.	Kasey Hill	2013-17	3.87
	Ronnie Montgomery	1984-88	3.87
10.	Norm Caldwell	1972-75	3.85

### Active Leader:

KeVaughn Allen	2015-present	1.81
----------------	--------------	------

## Blocked Shots

(Since 1975-76)

1.	Dwayne Schintzius	1986-90	272
2.	Al Horford	2004-07	189
3.	Joakim Noah	2004-07	186
4.	Andrew DeClercq	1991-95	176
5.	Patric Young	2010-14	160
	Dwayne Davis	1987-91	160
7.	Eugene McDowell	1981-85	150
8.	<b>Kevarrius Hayes</b>	<b>2015-present</b>	<b>147</b>
9.	Udonis Haslem	1998-2002	120
10.	Alex Tyus	2007-11	115

### Active Leader:

Kevarrius Hayes	2015-present	147
-----------------	--------------	-----

## Blocked Shots Per Game

(Min. 50 Games, Since 1975-76)

1.	Dwayne Schintzius	1986-90	2.47
2.	Al Horford	2004-07	1.73
3.	Joakim Noah	2004-07	1.72
4.	John Egbunu	2015-17	1.45
5.	<b>Kevarrius Hayes</b>	<b>2015-present</b>	<b>1.41</b>
6.	Andrew DeClercq	1991-95	1.38
7.	Dwayne Davis	1987-91	1.29
8.	Eugene McDowell	1981-85	1.28
9.	Patric Young	2010-14	1.07
10.	Reggie Hannah	1977-80	1.04

### Active Leader:

Kevarrius Hayes	2015-present	1.41
-----------------	--------------	------

## Steals

(Since 1973-74)

1.	Eddie Shannon	1995-99	204
2.	Brett Nelson	1999-2003	198
	Dan Cross	1991-95	198
4.	Chris Chiozza	2014-18	191
5.	Kasey Hill	2013-17	182
6.	Dwayne Davis	1987-91	178
7.	Corey Brewer	2004-07	176
8.	Scottie Wilbekin	2010-14	167
9.	Andrew Moten	1983-87	165
10.	Justin Hamilton	1999-2003	164

### Active Leader:

KeVaughn Allen	2015-present	120
----------------	--------------	-----

## Steals Per Game

(Min. 50 Games, Since 1973-74)

1.	Richard Gasper	1976-78	1.83
2.	Eddie Shannon	1995-99	1.76
3.	Nick Calathes	2007-09	1.75
4.	Corey Brewer	2004-07	1.63
5.	Dan Cross	1991-95	1.55
6.	Brett Nelson	1999-2003	1.53
7.	Matt Walsh	2002-05	1.52
	Vernon Delancy	1980-84	1.52
9.	Mike Moses	1980-82	1.49
10.	Justin Hamilton	1999-2003	1.45

### Active Leader:

KeVaughn Allen	2015-present	1.13
----------------	--------------	------

## Dunks

(Unofficial stat; Since 1976)

1.	Dwayne Davis	1987-91	168
2.	Eugene McDowell	1981-85	162
3.	David Lee	2001-05	155
4.	Alex Tyus	2007-11	146
5.	Patric Young	2010-14	142
6.	Joakim Noah	2004-07	130
7.	John Egbunu	2015-present	106
8.	Andrew DeClercq	1991-95	102
9.	Udonis Haslem	1998-2002	101
10.	Al Horford	2004-07	100

### Active Leader:

Kevarrius Hayes	2015-present	37
-----------------	--------------	----

## Personal Fouls

1.	Udonis Haslem	1998-2002	409
2.	Andrew DeClercq	1991-95	408
3.	Ronnie Williams	1980-84	372
4.	Malcolm Cesare	1975-79	361
5.	Patric Young	2010-14	358
6.	Andrew Moten	1983-87	342
4.	Dwayne Schintzius	1986-90	339
8.	Dwayne Davis	1987-91	330
9.	Sonny Powell	1951-55	321
10.	Eddie Shannon	1995-99	320

### Active Leader:

Kevarrius Hayes	2015-present	231
-----------------	--------------	-----

## Disqualifications

1.	Malcolm Cesare	1975-79	27
2.	Sonny Powell	1951-55	25
3.	Roy Roberts	1949-53	22
4.	Andrew Moten	1983-87	21
	Gary McElroy	1965-68	21
6.	Andrew DeClercq	1991-95	19
	Ronnie Williams	1980-84	19
	Dan Boe	1969-72	19
9.	Dwayne Schintzius	1986-90	18
10.	Vernon Delancy	1980-84	17

### Active Leader:

Bassett/Hayes/Stone	2
---------------------	---

## Points (SEC Games Only)

1.	Ronnie Williams	1980-84	1,342
2.	Andrew Moten	1983-87	1,306
3.	Neal Walk	1966-69	1,113
4.	Stacey Poole	1989-93	1,110
5.	Gene Shy	1972-76	1,102

### Active Leader:

KeVaughn Allen	2015-present	678
----------------	--------------	-----

# INDIVIDUAL SINGLE-SEASON RECORDS

## Games Played

1. Taurean Green	2006-07	40
Walter Hodge	2006-07	40
Lee Humphrey	2006-07	40
Joakim Noah	2006-07	40
Chris Richard	2006-07	40
6. Michael Frazier II	2013-14	39
Will Yeguete	2013-14	39
Patric Young	2013-14	39
Dan Werner	2006-07	39
Corey Brewer	2005-06	39
Taurean Green	2005-06	39
Walter Hodge	2005-06	39
Al Horford	2005-06	39
Adrian Moss	2005-06	39
Joakim Noah	2005-06	39
Chris Richard	2005-06	39

## Games Started

1. Taurean Green	2006-07	40
Lee Humphrey	2006-07	40
Joakim Noah	2006-07	40
4. Will Yeguete	2013-14	39
Taurean Green	2005-06	39
Al Horford	2005-06	39
7. Joakim Noah	2005-06	38
8. Patric Young	2013-14	37
Kenny Boynton	2012-13	37
Bradley Beal	2011-12	37
Erving Walker	2011-12	37
Erving Walker	2010-11	37
Corey Brewer	2006-07	37
Teddy Dupay	1999-2000	37
Udonis Haslem	1999-2000	37
Mike Miller	1999-2000	37
Craig Brown	1993-94	37
Dan Cross	1993-94	37
Andrew DeClercq	1993-94	37
Dametri Hill	1993-94	37

## Minutes

(Since 1975)

1. Taurean Green	2006-07	1,328
2. Taurean Green	2005-06	1,302
3. Clifford Lett	1988-89	1,274
4. Livingston Chatman	1988-89	1,269
5. Bradley Beal	2011-12	1,267
6. Craig Brown	1993-94	1,245
7. Chandler Parsons	2010-11	1,229
8. Kenny Boynton	2010-11	1,218
9. Lee Humphrey	2006-07	1,214
10. Erving Walker	2010-11	1,212

## Minutes Per Game

(Since 1975)

1. Clifford Lett	1988-89	37.47
2. Dwayne Schintzius	1988-89	37.33
3. Livingston Chatman	1988-89	37.32
4. Ronnie Williams	1981-82	36.81
5. Dan Cross	1994-95	36.73
6. Eugene McDowell	1984-85	36.37
7. Eugene McDowell	1983-84	36.17
8. Ronnie Williams	1982-83	35.89
9. Ronnie Williams	1980-81	35.41
10. Vernon Delancy	1980-81	35.00

## Points

1. Andy Owens	1969-70	676
2. Neal Walk	1967-68	663
3. Neal Walk	1968-69	649
4. Vernon Maxwell	1985-86	648
5. Nick Calathes	2008-09	618
6. Stacey Poole	1991-92	589
7. Kenny Boynton	2011-12	588
8. Dan Cross	1993-94	581
9. Ronnie Williams	1981-82	575
10. Anthony Roberson	2004-05	561

## Points Per Game

1. Andy Owens	1969-70	27.0
2. Tony Miller	1971-72	26.7
3. Neal Walk	1967-68	26.5
4. Neal Walk	1968-69	24.0
5. Joe Hobbs	1957-58	23.9
6. Cliff Luyk	1957-58	21.3
Ronnie Williams	1982-83	21.3
8. Chip Williams	1973-74	20.6
9. Vernon Maxwell	1985-86	19.6
10. Ronnie Williams	1980-81	19.4

## Rebounds

1. Neal Walk	1967-68	494
2. Neal Walk	1968-69	481
3. Al Horford	2006-07	360
4. Cliff Luyk	1961-62	352
5. Joakim Noah	2006-07	337
6. Bob Smyth	1975-76	330
7. Cliff Luyk	1960-61	328
Jim Zinn	1957-58	328
9. Gary Keller	1965-66	326
10. Dwayne Davis	1988-89	309

## Rebounds Per Game

1. Neal Walk	1967-68	19.8
2. Neal Walk	1968-69	17.9
3. Jim Zinn	1957-58	15.5
4. Cliff Luyk	1961-62	15.3
5. Jim Zinn	1955-56	13.5
6. Cliff Luyk	1960-61	13.1
7. Lew Doss	1954-55	13.0
8. Bob Smyth	1975-76	12.7
9. Gary Keller	1965-66	12.5
10. Chip Williams	1972-73	12.1

## Double-Doubles

(Since 1971)

1. Bob Smyth	1975-76	18
2. Al Horford	2006-07	16
Dwayne Schintzius	1988-89	16
4. Eugene McDowell	1984-85	15
Chip Williams	1972-73	15
6. Dwayne Davis	1988-89	13
7. David Lee	2004-05	12
Ronnie Williams	1980-81	12
9. Udonis Haslem	2001-02	11
Eugene McDowell	1982-83	11
Ronnie Williams	1982-83	11

## Field Goal Percentage

(Min. 100 Attempts)

1. Dwayne Davis	1988-89	179-248	.722
2. Chris Richard	2005-06	97-139	.698
3. Chris Richard	2006-07	98-142	.690
4. David Lee	2002-03	149-230	.648
5. Eugene McDowell	1982-83	203-314	.646
6. Jeff Ramsey	1964-65	85-135	.630
7. Chris Capers	1986-87	110-175	.629
8. Joakim Noah	2005-06	202-322	.627
9. Marreese Speights	2007-08	216-346	.624
10. Casey Prather	2012-13	79-127	.622

## Field Goals Made

1. Vernon Maxwell	1985-86	262
2. Andy Owens	1969-70	257
3. Stacey Poole	1991-92	254
4. Neal Walk	1967-68	239
5. Dwayne Schintzius	1987-88	224
Neal Walk	1968-69	224
7. Dwayne Schintzius	1988-89	220
8. Ronnie Williams	1981-82	218
9. Marreese Speights	2007-08	216
Ronnie Williams	1980-81	216

## Field Goals Attempted

1. Vernon Maxwell	1985-86	566
2. Stacey Poole	1991-92	537
3. Andy Owens	1969-70	526
4. Neal Walk	1967-68	507
5. Joe Hobbs	1957-58	467
6. Neal Walk	1968-69	465
7. Dwayne Schintzius	1987-88	456
8. Andrew Moten	1985-86	448
9. Joe Hobbs	1956-57	445
10. Lou Merchant	1960-61	441

## 3-Point Field Goal Percentage

(Min. 50 Attempts; Since 3-pointer was instituted in 1986-87)

1. Kenyan Weaks	1997-98	61-120	.508
2. Joe Lawrence	1986-87	64-127	.504
3. Walter Hodge	2006-07	34-68	.500
4. Dan Williams	1996-97	33-69	.478
5. Matt Bonner	2002-03	63-133	.474
6. Michael Frazier II	2012-13	52-111	.468
7. Lee Humphrey	2006-07	113-246	.459
Lee Humphrey	2005-06	113-246	.459
9. Greg Stolt	1997-98	60-131	.458
10. Erik Murphy	2012-13	72-159	.453
Brett Nelson	2000-01	81-179	.453

## 3-Point Field Goals Made

(Since 3-pointer was instituted in 1986-87)

1. Michael Frazier II	2013-14	118-264	118
2. Lee Humphrey	2006-07	113-246	113
Lee Humphrey	2005-06	113-246	113
4. Kenny Boynton	2011-12	110-270	110
5. Anthony Roberson	2003-04	99-233	99
6. Brett Nelson	2001-02	98-248	98
7. Anthony Roberson	2004-05	94-242	94
8. Craig Brown	1993-94	89-206	89
9. Taurean Green	2005-06	88-229	88
10. Taurean Green	2006-07	82-203	82

## 3-Point Field Goal Attempts

(Since 3-pointer was instituted in 1986-87)

1. Kenny Boynton	2011-12	110-270	270
2. Michael Frazier II	2013-14	118-264	264
3. Brett Nelson	2001-02	98-248	248
4. Lee Humphrey	2006-07	113-246	246
Lee Humphrey	2005-06	113-246	246
6. Kenny Boynton	2009-10	72-245	245
7. Kenny Boynton	2010-11	80-242	242
Anthony Roberson	2004-05	94-242	242
9. Anthony Roberson	2003-04	99-233	233
10. Taurean Green	2005-06	88-229	229



# INDIVIDUAL SINGLE-SEASON RECORDS

## Free Throw Percentage

(Min. 50 Attempts)

1. <b>KeVaughn Allen</b>	<b>2017-18</b>	<b>77-85</b>	<b>.906</b>
2. Anthony Roberson	2004-05	81-90	.900
3. Kenyan Weaks	1999-00	53-59	.898
4. Bruno Caldwell	1974-75	102-115	.887
5. Taurean Green	2005-06	171-193	.886
6. Scott Stewart	1992-93	46-52	.885
7. <b>KeVaughn Allen</b>	<b>2016-17</b>	<b>91-103</b>	<b>.883</b>
Canyon Barry	2016-17	113-128	.883
9. Michael Frazier II	2014-15	61-70	.871
10. Egor Koulechov	2017-18	76-88	.864

## Free Throws Made

1. Neal Walk	1968-69	201
2. Neal Walk	1967-68	185
3. Udonis Haslem	2001-02	177
4. Taurean Green	2005-06	171
5. Sonny Powell	1954-55	169
6. Dan Cross	1993-94	168
7. Sonny Powell	1953-54	166
8. Andy Owens	1969-70	162
9. Bob Emrick	1955-56	158
10. Erving Walker	2010-11	154
Ronnie Williams	1982-83	154

## Free Throws Attempted

1. Neal Walk	1968-69	278
2. Udonis Haslem	2001-02	255
3. Neal Walk	1967-68	244
4. Livingston Chatman	1988-89	224
5. Ronnie Williams	1982-83	213
6. Sonny Powell	1954-55	211
7. Udonis Haslem	2000-01	206
Cliff Luyk	1961-62	206
9. Dan Cross	1993-94	203
Bob Emrick	1955-56	203

## Assists

(Since 1967-68)

1. Nick Calathes	2008-09	231
2. Nick Calathes	2007-08	221
3. Chris Chiozza	2017-18	208
4. Ronnie Montgomery	1987-88	190
5. Taurean Green	2005-06	184
6. Scottie Wilbekin	2012-13	174
7. Erving Walker	2011-12	170
8. Erving Walker	2009-10	166
9. Vernon Delancy	1982-83	165
10. Kasey Hill	2016-17	161

## Assists Per Game

(Since 1967-68)

1. Nick Calathes	2008-09	6.42
2. Chris Chiozza	2017-18	6.12
3. Nick Calathes	2007-08	6.10
4. Vernon Delancy	1982-83	5.89
5. Ronnie Montgomery	1987-88	5.59
6. Greg Williams	1995-96	5.00
7. Scottie Wilbekin	2012-13	4.97
8. Mike Leatherwood	1968-69	4.96
9. Erving Walker	2009-10	4.88
10. Jerry Hoover	1970-71	4.85

## Blocked Shots

(Since 1975-76)

1. Dwayne Schintzius	1986-87	96
2. Joakim Noah	2005-06	95
3. Dwayne Schintzius	1987-88	90
4. Joakim Noah	2006-07	72
5. Al Horford	2006-07	70
6. Al Horford	2005-06	68
7. <b>Kevarrius Hayes</b>	<b>2017-18</b>	<b>67</b>
8. <b>Kevarrius Hayes</b>	<b>2016-17</b>	<b>60</b>
9. Patric Young	2012-13	58
Dwayne Schintzius	1988-89	58

## Blocked Shots Per Game

(Since 1975-76)

1. Dwayne Schintzius	1986-87	2.82
2. Dwayne Schintzius	1987-88	2.57
3. Dwayne Schintzius	1989-90	2.54
4. Joakim Noah	2005-06	2.44
5. <b>Kevarrius Hayes</b>	<b>2017-18</b>	<b>2.03</b>
6. Dwayne Schintzius	1988-89	1.93
7. Al Horford	2006-07	1.80
Joakim Noah	2006-07	1.80
9. Al Horford	2005-06	1.74
10. <b>Kevarrius Hayes</b>	<b>2016-17</b>	<b>1.67</b>

## Steals

(Since 1973-74)

1. Dan Cross	1993-94	76
2. Corey Brewer	2006-07	69
3. Nick Calathes	2008-09	68
4. Chris Chiozza	2017-18	65
5. Dwayne Davis	1990-91	63
6. Orien Greene	2001-02	61
7. Kasey Hill	2016-17	60
Brett Nelson	1999-2000	60
9. Brett Nelson	2001-02	59
Brett Nelson	2000-01	59

## Steals Per Game

(Since 1973-74)

1. Kenyan Weaks	1998-99	2.25
Dwayne Davis	1990-91	2.25
3. Dan Cross	1993-94	2.05
4. Orien Greene	2001-02	1.97
5. Chris Chiozza	2017-18	1.91
6. Corey Brewer	2006-07	1.90
Brett Nelson	2001-02	1.90
Brett Nelson	2000-01	1.90
9. Nick Calathes	2008-09	1.89
10. Eddie Shannon	1997-98	1.83

## Dunks

(Unofficial stat; Since 1976-77)

1. John Egbunu	2015-16	75
2. Marreese Speights	2007-08	66
3. Joakim Noah	2005-06	61
4. Joakim Noah	2006-07	59
5. Dwayne Davis	1988-89	58
6. Eugene McDowell	1982-83	57
7. Patric Young	2011-12	56
8. Al Horford	2005-06	54
9. Alex Tyus	2008-09	52
10. David Lee	2002-03	51

## Personal Fouls

1. Kenny McClary	1985-86	123
2. Udonis Haslem	1999-2000	113
3. Dwayne Schintzius	1986-87	111
4. John Egbunu	2015-16	110
5. Andrew DeClercq	1993-94	108
6. Andrew DeClercq	1991-92	106
7. Gary McElroy	1967-68	104
8. Mike Milligan	1979-80	103
9. Andrew Moten	1985-86	102
Neal Walk	1968-69	102

## Consecutive Free Throws Made

1. Canyon Barry	2016-17	42
2. Taurean Green	2005-06	37
3. Michael Frazier II	2014-15	33
4. Egor Koulechov	2017-18	32
5. Kenyan Weaks	1994-95	31
6. <b>KeVaughn Allen</b>	<b>2017-18</b>	<b>27</b>
7. Matt Walsh	2003-04	25

## Fouled Out

1. Gary McElroy	1967-68	13
2. Roy Roberts	1952-53	11
3. Sonny Powell	1954-55	10
4. Neal Walk	1968-69	9
5. 10 tied, last Renaldo Garcia	1989-90	8

## Single-Season Leaders by Class

CATEGORY	FRESHMAN	SOPHOMORE	JUNIOR	SENIOR
Points	Nick Calathes, 552 (2007-08)	Vernon Maxwell, 648 (1985-86)	Neal Walk, 663 (1967-68)	Andy Owens, 676 (1969-70)
Scoring Average	Ronnie Williams, 19.4 (1980-81)	Vernon Maxwell, 19.6 (1985-86)	Tony Miller, 26.7 (1971-72)	Andy Owens, 27.0 (1969-70)
Rebounds	Donnell Harvey, 258 (1999-00)	Dwayne Davis, 309 (1988-89)	Neal Walk, 494 (1967-68)	Neal Walk, 481 (1967-68)
Rebound Average	Ronnie Williams, 9.0 (1980-81)	Jim Zinn, 13.5 (1955-56)	Neal Walk, 19.8 (1967-68)	Neal Walk, 17.9 (1968-69)
Field Goal Percentage	Marreese Speights, .671 (2006-07)	Dwayne Davis, .722 (1988-89)	Chris Richard, .698 (2005-06)	Chris Richard, .690 (2006-07)
Field Goals Made	Ronnie Williams, 216 (1980-81)	Vernon Maxwell, 262 (1985-86)	Stacey Poole, 254 (1991-92)	Andy Owens, 257 (1969-70)
Field Goals Attempted	Nick Calathes, 411 (2007-08)	Vernon Maxwell, 566 (1985-86)	Stacey Poole, 537 (1991-92)	Andy Owens, 526 (1969-70)
3-Point Percentage	Michael Frazier II, .468 (2012-13)	Kenyan Weaks, .508 (1997-98)	Dan Williams, .478 (1996-97)	Joe Lawrence, .504 (1986-87)
3-Pointers Made	Anthony Roberson, 74 (2002-03)	Michael Frazier II, 118 (2013-14)	Lee Humphrey, 113 (2005-06)	Lee Humphrey, 113 (2006-07)
3-Point Attempts	Kenny Boynton, 245 (2009-10)	Michael Frazier II, 264 (2013-14)	Kenny Boynton, 270 (2011-12)	Lee Humphrey, 246 (2006-07)
Free Throw Percentage	Brett Nelson, .852 (1999-2000)	Bruno Caldwell, .887 (1974-75)	<b>KeVaughn Allen, .906 (2017-18)</b>	Kenyan Weaks, .898 (1999-00)
Free Throws Made	Nick Calathes, 144 (2007-08)	Ronnie Williams, 139 (1981-82)	Neal Walk, 185 (1967-68)	Neal Walk, 201 (1968-69)
Free Throws Attempted	Nick Calathes, 199 (2007-08)	Livingston Chatman, 224 (1988-89)	Neal Walk, 244 (1967-68)	Neal Walk, 278 (1968-69)
Assists	Nick Calathes, 221 (2007-08)	Nick Calathes, 231 (2008-09)	Scottie Wilbekin, 174 (2012-13)	Chris Chiozza, 208 (2017-18)
Blocked Shots	Dwayne Schintzius, 96 (1986-87)	Joakim Noah, 95 (2005-06)	Joakim Noah, 72 (2006-07)	Udonis Haslem, 39 (2001-02)
Steals	Brett Nelson, 60 (1999-2000)	Nick Calathes, 68 (2008-09)	Dan Cross, 76 (1993-94)	Chris Chiozza, 65 (2017-18)

# TEAM SINGLE-SEASON RECORDS

## Wins

1.	36*	2013-14
2.	35	2006-07
3.	33	2005-06
4.	29	2012-13
	29	2010-11
	29	1999-2000
	29	1993-94
8.	27	2016-17
9.	26	2011-12
10.	25	2008-09
	25	2002-03

## Winning Percentage

1.	.923 (36-3)	2013-14
2.	.875 (35-5)	2006-07
3.	.846 (33-6)	2005-06
4.	.840 (21-4)	1966-67
5.	.833 (15-3)	1940-41
6.	.784 (29-8)	2012-13
	.784 (29-8)	2010-11
	.784 (29-8)	1999-2000
	.784 (29-8)	1993-94
10.	.774 (24-7)	2000-01

## Games Played

1.	40	2006-07
2.	39	2013-14
	39	2005-06
4.	37	2012-13
	37	2011-12
	37	2010-11
	37	1999-2000
	37	1993-94
9.	36	2016-17
	36	2015-16
	36	2008-09
	36	2007-08

## Field Goals Made

1.	1125	2006-07
2.	1104	1999-2000
3.	1081	1986-87
4.	1061	2005-06
5.	1029	2007-08
6.	1018	2008-09
7.	985	1993-94
8.	976	2011-12
9.	968	2010-11
10.	960	2012-13

## Field Goals Made/Game

1.	32.75	1974-75
2.	32.33	1971-72
3.	32.00	1976-77
4.	31.79	1986-87
5.	31.58	1975-76
6.	30.50	1972-73
	30.50	1963-64
8.	30.37	1968-69
9.	30.27	1973-74
10.	30.22	1978-79

## Field Goals Attempted

1.	2,299	1999-2000
2.	2,246	1986-87
3.	2,184	2015-16
4.	2,170	1993-94
5.	2,138	2006-07
6.	2,134	2008-09
7.	2,120	2005-06
8.	2,119	2016-17
9.	2,108	2007-08
10.	2,106	2011-12
Top Avg./Game: 78.43 (1955-56)		

## Field Goal Percentage

1.	.526*	2006-07
2.	.515	1976-77
3.	.513	1982-83
4.	.502	1988-89
5.	.501	1981-82
6.	.500	2005-06
7.	.498	1980-81
8.	.496	1983-84
9.	.488	2007-08
	.488	1974-75

## 3-Pointers Attempted

1.	939*	2011-12
2.	<b>832</b>	<b>2017-18</b>
3.	809	2015-16
4.	802	2008-09
5.	794	2012-13
6.	776	2016-17
7.	762	1998-99
8.	749	2007-08
9.	738	2005-06
10.	735	2002-03
Top Avg./Game: 25.38 (2011-12)		

## 3-Pointers Made

1.	357*	2011-12
2.	<b>308</b>	<b>2017-18</b>
3.	300	2012-13
4.	297	2006-07
5.	294	2008-09
6.	289	2005-06
	289	1998-99
8.	287	2002-03
9.	285	1997-98
10.	279	2007-08

## 3-Pointers Made/Game

1.	9.83*	1997-98
2.	9.65*	2011-12
3.	9.32	1998-99
4.	<b>9.06</b>	<b>2017-18</b>
5.	8.70	2002-03
6.	8.47	1996-97
7.	8.26	2000-01
8.	8.17	2008-09
9.	8.11	2012-13
10.	8.03	2003-04

## 3-Point Percentage

1.	.437	1986-87
2.	.409	2006-07
3.	.400	1997-98
4.	.395	1987-88
5.	.392	2005-06
6.	.391	1992-93
7.	.390	2004-05
	.390	2002-03
9.	.383	2000-01
10.	.380	2011-12

## Free Throws Made

1.	646	2006-07
2.	641	2005-06
3.	628	1999-2000
4.	620	2016-17
5.	611	1993-94
6.	592	1988-89
7.	582	2013-14
8.	562	1954-55
9.	559	2015-16
10.	555	2000-01



Gator greats Al Horford (left) and Joakim Noah (right) helped lead the Gators to back-to-back national championships in 2006 & 2007, and Florida remains the only team to repeat as champions over the past 25 years.

# TEAM SINGLE-SEASON RECORDS

## Free Throws Made/Game

1.	25.55	1954-55
2.	24.55	1953-54
3.	22.42	1952-53
4.	22.29	1956-57
5.	20.50	1962-63
6.	20.45	1955-56
7.	20.40	1964-65
8.	19.73	1971-72
9.	19.63	1967-68
10.	18.88	1965-66

## Free Throws Attempted

1.	936	2006-07
2.	916	1988-89
3.	885	1999-2000
4.	871	2013-14
5.	867	1993-94
6.	864	2015-16
7.	862	2005-06
8.	851	2016-17
9.	804	1954-55
10.	788	1987-88

Top Avg/Game: 36.55 (1954-55)

## Free Throw Percentage

1.	.765	1974-75
2.	.759	1962-63
3.	.755	1975-76
4.	.754	1973-74
5.	.750	2003-04
6.	.744	2005-06
7.	.729	2016-17
	.729	2000-01
9.	.724	1953-54
10.	.721	1967-68

## Personal Fouls

1.	750	1999-2000
2.	700	2015-16
3.	683	1993-94
4.	662	2016-17
5.	646	1986-87
6.	641	1974-75
7.	626	2006-07
8.	625	1997-98
9.	623	2005-06
10.	622	1975-76

## Fouled Out

1.	40	1975-76
2.	36	1951-52
3.	31	1989-90
4.	29	1980-81
	29	1971-72
	29	1967-68
7.	28	1976-77
	28	1974-75
9.	26	1954-55
10.	25	1997-98
	25	1953-54

## Rebounds

1.	1,504	2006-07
2.	1,478	1993-94
3.	1,452	1999-2000
4.	1,437	2015-16
5.	1,402	2005-06
6.	1,385	2013-14
7.	1,384	2010-11
8.	1,345	1968-69
9.	1,342	1965-66
10.	1,334	2016-17

## Rebound Average

1.	54.1	1955-56
2.	52.8	1967-68
3.	52.4	1963-64
4.	51.9	1958-59
5.	51.6	1965-66
6.	51.0	1966-67
7.	50.8	1957-58
8.	50.0	1960-61
9.	49.9	1959-60
10.	49.8	1968-69

## Rebound Margin

1.	+17.1	1966-67
2.	+13.3	1964-65
3.	+11.0	1965-66
4.	+10.5	1967-68
5.	+10.4	1963-64
6.	+10.1	1955-56
7.	+9.3	1968-69
8.	+8.5	2006-07
9.	+7.7	1951-52
10.	+7.0	1961-62

## Assists

1.	688	1986-87
2.	650	2005-06
3.	633	1987-88
4.	629	2007-08
5.	614	2006-07
6.	611	1999-2000
7.	605	2008-09
8.	551	2011-12
9.	542	2002-03
10.	540	2012-13

Season records kept only since 1967-68.

## Assists/Game

1.	20.24	1986-87
2.	18.09	1987-88
3.	17.50	1972-73
4.	17.47	2007-08
5.	17.35	2000-01
6.	16.85	1973-74
7.	16.81	2008-09
8.	16.74	2001-02
9.	16.70	2005-06
10.	16.51	1999-2000

## Turnovers Forced/Game

1.	19.54	1999-2000
2.	19.22	1998-99
3.	19.17	1997-98
4.	18.35	2001-02
5.	17.81	1977-78
6.	17.42	1973-74
7.	17.35	1974-75
8.	17.17	1986-87
9.	17.10	1978-79
10.	16.86	1992-93

## Turnovers/Game

1.	<b>9.82</b>	<b>2017-18</b>
2.	10.36	1985-86
3.	11.05	2013-14
4.	11.08	2011-12
5.	11.19	2012-13
6.	11.25	2015-16
7.	12.06	2008-09
8.	12.17	1987-88
9.	12.22	2010-11
10.	12.38	1986-87

## Steals

1.	365	1999-00
2.	311	1998-99
3.	307	2001-02
4.	305	1993-94
5.	297	2005-06
6.	294	2008-09
7.	278	1987-88
8.	274	2013-14
9.	273	1986-87
10.	271	2016-17
	271	2000-01

Season records kept only since 1973-74.

## Steals/Game

1.	10.03	1998-99
2.	9.90	2001-02
3.	9.86	1999-00
4.	9.31	1997-98
5.	8.96	1992-93
	8.96	1990-91
7.	8.74	2000-01
8.	8.32	1989-90
9.	8.24	1993-94
10.	8.17	2008-09

## Blocks

1.	207	2005-06
2.	192	2006-07
3.	168	1987-88
4.	<b>164</b>	<b>2017-18</b>
5.	153	2015-16
6.	146	2004-05
7.	145	1993-94
	145	1986-87
9.	141	2001-02
	141	1999-00

Season records kept only since 1975-76.

## Blocks/Game

1.	5.31	2005-06
2.	4.80	2006-07
	4.80	1987-88
4.	4.60	1992-93
5.	4.56	2004-05
6.	4.54	2001-02
7.	4.51	1997-98
8.	4.26	1986-87
9.	4.25	2015-16
10.	3.97	2002-03

## Points

1.	3,193	2006-07
2.	3,102	1999-00
3.	3,052	2005-06
4.	2,864	1986-87
5.	2,808	2011-12
6.	2,791	2007-08
7.	2,777	1993-94
8.	2,774	2008-09
9.	2,727	2013-14
10.	2,677	2015-16

## Points/Game

1.	84.2	1986-87
2.	83.8	1999-00
3.	81.8	1974-75
4.	81.1	1976-77
5.	80.9	2000-01
6.	80.8	1975-76
7.	80.5	2001-02
8.	79.8	2006-07
9.	79.4	1971-72
10.	78.7	1967-68
	78.7	1955-56

## Scoring Margin

1.	+17.2*	2006-07
2.	+17.0	2012-13
3.	+14.9	1999-00
4.	+14.7	2005-06
5.	+13.9	2001-02
6.	+13.8	2000-01
7.	+13.1	2004-05
8.	+12.3	1986-87
9.	+12.2	2013-14
10.	+11.4	2016-17

## Dunks

(Unofficial Statistic)

1.	175	2005-06
2.	160	2015-16
	160	2006-07
4.	114	2009-10
5.	109	1999-00
6.	107	2010-11
7.	103	2007-08
8.	101	2016-17
9.	99	2001-02
10.	98	2011-12

\*led NCAA



# TOP GAMES SCORING & REBOUNDING

## 30-Point Games (107)

Points	Name	Opponent	Date	Site
54	Tony Miller	Chicago State	Feb. 29, 1972	Florida Gym
44	Dick Tomlinson	Tampa	Dec. 11, 1963	Florida Gym
41	Andy Owens	Mississippi St.	Feb. 21, 1970	Florida Gym
41	Joe Hobbs	Georgia	March 1, 1958	Florida Gym
40	Eugene McDowell	Biscayne	Dec. 21, 1982	O'Dome
40	Cliff Luyk	Tennessee	Feb. 5, 1962	Florida Gym
39	Tony Miller	Auburn	Jan. 8, 1972	Away
39	Andy Owens	Harvard	Dec. 23, 1969	Florida Gym
39	Andy Owens	Louisville	Dec. 20, 1969	Florida Gym
39	Neal Walk	LSU	Jan. 6, 1968	Florida Gym
38	Vernon Delancy	Alabama	Jan. 24, 1981	O'Dome
38	Tony Miller	South Florida	Dec. 4, 1971	Florida Gym
38	Neal Walk	LSU	Feb. 10, 1968	Away
37	Michael Frazier II	South Carolina	March 4, 2014	Away
37	Joakim Noah	Georgia	March 1, 2006	O'Dome
37	Vernon Delancy	Florida Southern	Dec. 18, 1980	Orlando, FL
37	Larry Brewster	Tennessee	March 4, 1978	Florida Gym
37	Chip Williams	Kentucky	Jan. 26, 1974	Florida Gym
37	Neal Walk	Jacksonville	Dec. 1, 1967	Florida Gym
36	Ronnie Williams	Purdue	Dec. 27, 1980	Jacksonville, FL
36	Tony Miller	LSU	Dec. 22, 1971	Florida Gym
36	Andy Owens	Alabama	March 7, 1970	Away
36	Andy Owens	Kentucky	Jan. 10, 1970	Florida Gym
36	Neal Walk	Alabama	Jan. 27, 1968	Florida Gym
36	Cliff Luyk	Georgia	March 3, 1962	Florida Gym
36	Bob Emrick	LSU	Jan. 10, 1955	Florida Gym
36	Lew Doss	Stetson	Dec. 11, 1954	Florida Gym
<b>35</b>	<b>Jalen Hudson</b>	<b>Gonzaga</b>	<b>Nov. 24, 2017</b>	<b>Portland, OR</b>
<b>35</b>	<b>KeVaughn Allen</b>	<b>Wisconsin</b>	<b>March 24, 2017</b>	<b>MSG</b>
35	Anthony Roberson	Vanderbilt	March 13, 2004	Georgia Dome
35	Neal Walk	Furman	Jan. 18, 1969	Florida Gym
35	Neal Walk	Vanderbilt	Feb. 3, 1968	Away
35	Andy Owens	Ole Miss	Jan. 8, 1968	Florida Gym
34	Egor Koulechov	Gardner-Webb	Nov. 13, 2017	O'Dome
34	Anthony Roberson	Auburn	Jan. 12, 2005	Away
34	Vernon Maxwell	Hawaii	Dec. 29, 1986	Away
34	Andy Owens	Auburn	Feb. 7, 1970	Away
34	Earl Findley	Ole Miss	Jan. 26, 1970	Away
34	Andy Owens	Auburn	Jan. 3, 1970	Florida Gym
34	Neal Walk	Georgia	March 1, 1969	Florida Gym
34	Neal Walk	LSU	Dec. 18, 1969	Away
34	Neal Walk	LSU	Feb. 12, 1968	Florida Gym
34	Tom Baxley	Miami	Nov. 30, 1962	Away
34	Bob Emrick	Wofford	Dec. 9, 1953	Away
33	Nick Calathes	Kentucky	Feb. 10, 2009	Away
33	Matt Walsh	Miami	Dec. 21, 2002	Miami, FL
33	Greg Stolt	South Florida	Dec. 10, 1996	O'Dome
33	Vernon Maxwell	Ohio State	Dec. 20, 1986	Honolulu, HI
33	Andy Owens	LSU	Feb. 4, 1970	Florida Gym
33	Neal Walk	Georgia	Jan. 22, 1968	Florida Gym
33	Tom Baxley	Tulane	Jan. 7, 1963	Florida Gym
<b>32</b>	<b>KeVaughn Allen</b>	<b>Florida State</b>	<b>Dec. 29, 2015</b>	<b>O'Dome</b>
32	Nick Calathes	North Carolina St.	Jan. 3, 2009	O'Dome
32	Vernon Maxwell	Kentucky	Feb. 20, 1988	O'Dome
32	Andrew Moten	LSU	Dec. 16, 1986	O'Dome
32	Andrew Moten	Alabama	Feb. 26, 1986	O'Dome
32	Chip Williams	Ole Miss	Feb. 22, 1975	Away
32	Gene Shy	Auburn	Feb. 16, 1974	Florida Gym
32	Tony Miller	Georgia	Jan. 30, 1971	Florida Gym
32	Andy Owens	Mississippi St.	Jan. 24, 1970	Away
32	Neal Walk	St. Joseph's	Dec. 27, 1967	Jacksonville, FL
32	Greg Keller	Miami	Dec. 3, 1966	Away
32	Tom Barbee	Georgia	March 3, 1962	Florida Gym
32	Bobby Sherwood	Mississippi St.	Feb. 14, 1959	Away
32	Joe Hobbs	Muhlenberg	Dec. 17, 1956	Charlotte, NC
32	Harry Hamilton	Florida Southern	Feb. 3, 1951	Away

Points	Name	Opponent	Date	Site
31	Erving Walker	Arkansas	Feb. 18, 2012	Away
31	Matt Bonner	South Florida	Dec. 8, 2001	Away
31	Kenyan Weaks	Auburn	March 5, 1998	Atlanta, GA
31	Jason Williams	Texas	Dec. 9, 1997	Away
31	Andrew Moten	Mississippi St.	March 1, 1986	O'Dome
31	Ronnie Williams	Georgia	Feb. 3, 1982	Away
31	Reggie Hannah	Hofstra	Dec. 13, 1977	Jacksonville, FL
31	Chip Williams	Georgia	Feb. 11, 1974	Away
31	Chip Williams	Alabama	Jan. 28, 1974	Away
31	Tony Miller	Georgia Tech	Feb. 5, 1973	Away
31	Chip Williams	Georgia	Feb. 3, 1973	Away
31	Tony Miller	Rutgers	Dec. 26, 1972	Jacksonville, FL
31	Tony Miller	Georgia	March 4, 1972	Away
31	Tony Miller	Mississippi St.	Feb. 26, 1972	Florida Gym
31	Tony Miller	Illinois	Dec. 29, 1971	Jacksonville, FL
31	Neal Walk	Miami	Dec. 7, 1968	Away
31	Neal Walk	West Virginia	Dec. 9, 1967	Away
31	Joe Hobbs	Vanderbilt	Feb. 25, 1956	Florida Gym
31	Rick Casares	Tulane	Jan. 16, 1953	Florida Gym
30	Canyon Barry	Auburn	Feb. 14, 2017	Away
30	Anthony Roberson	Vanderbilt	Jan. 15, 2005	Away
30	Dametri Hill	Tennessee	March 2, 1996	Away
30	Dan Cross	Kentucky	Feb. 18, 1995	Away
30	Vernon Maxwell	Auburn	Feb. 9, 1987	O'Dome
30	Vernon Maxwell	Vanderbilt	Jan. 24, 1987	O'Dome
30	Vernon Maxwell	Tennessee	Jan. 17, 1987	O'Dome
30	Eugene McDowell	Alabama	Jan. 26, 1985	O'Dome
30	Andrew Moten	Auburn	Jan. 5, 1985	Away
30	Ronnie Williams	Jacksonville	Dec. 5, 1981	Jacksonville, FL
30	Bob Smyth	LSU	Jan. 31, 1977	Away
30	Gene Shy	Kentucky	Feb. 25, 1974	Away
30	Chip Williams	Valdosta State	Dec. 1, 1972	Florida Gym
30	Andy Owens	Kentucky	Feb. 14, 1970	Away
30	Andy Owens	LSU	Feb. 11, 1970	Away
30	Neal Walk	Ole Miss	Jan. 27, 1969	Florida Gym
30	Neal Walk	Florida State	Dec. 7, 1967	Away
30	Andy Owens	Kentucky	Dec. 4, 1967	Away
30	Greg Keller	Miami	Dec. 4, 1965	Away
30	Lou Merchant	Florida State	Feb. 22, 1961	Florida Gym
30	Bob Shiver	Alabama	Jan. 11, 1960	Florida Gym
30	Bob Emrick	LSU	Jan. 9, 1956	Away

**Most 40-Point Games Career/Season:** 1, six players; most recent, Eugene McDowell, 40 points vs. Biscayne, Dec. 21, 1982 at the O'Dome

**Most 30-Point Games Career:** 15, Neal Walk

**Most 30-Point Games Season:** 11, Andy Owens, 1969-70

**Most Consecutive 30-Point Games:** 2, four times, last by Anthony Roberson (34 at Auburn, Jan. 12, 2005 and 30 at Vanderbilt, Jan. 15, 2005)

**Last Time Two Players With 30 Points in the Same Game:** March 3, 1962 vs. Georgia (Cliff Luyk 36, Tom Barbee 32)

**Double Figure Scoring Games Career:** 112, Kenny Boynton, 2010-13

**Double Figure Scoring Games Season:** 33, Vernon Maxwell, 1985-86; Dan Cross 1993-94; Craig Brown 1993-94

**Consecutive Double Figure Scoring Games Career:** 53, Neal Walk, 1967-69; 52, Ronnie Williams, 1981-83

# TOP GAMES SCORING & REBOUNDING

## 20-Rebound Games (23)

#	Name	Opponent	Date
31	Neal Walk	Alabama	Jan. 27, 1968
31	Jim Zinn	Ole Miss	Feb. 18, 1957
30	Jim Zinn	Wofford	Dec. 5, 1955
30	Lew Doss	Mississippi State	Feb. 19, 1955
29	Neal Walk	at Kentucky	Dec. 4, 1967
27	Neal Walk	at Florida State	Dec. 7, 1967
26	Cliff Luyk	Kentucky	Feb. 2, 1962
25	Neal Walk	Georgia	March 1, 1969
24	Neal Walk	Ole Miss	Jan. 27, 1969
24	Cliff Luyk	vs. Jacksonville	Dec. 28, 1960
23	Cliff Luyk	Georgia	Feb. 27, 1960
22	Chip Williams	LSU	Feb. 8, 1975
22	Neal Walk	vs. Virginia Tech	Dec. 29, 1966
22	Richard Peek	Miami	Jan. 9, 1964
21	Eugene McDowell	Georgia	Jan. 6, 1982
21	Neal Walk	Vanderbilt	Jan. 6, 1969
21	Gary Keller	Miami	Jan. 12, 1966
21	Jeff Ramsey	Kentucky	Jan. 8, 1966
20	Andrew DeClercq	Kentucky	Jan. 18, 1994
20	Chip Williams	Kentucky	Feb. 17, 1973
20	Chip Williams	at Georgia	Feb. 3, 1973
20	Chip Williams	Ole Miss	Jan. 29, 1973
20	Gary Keller	Tennessee	Feb. 21, 1966

## Triple-Doubles since 1996-97 season (4)

Name	Opponent	Date	P	R	A
Chris Chiozza	Missouri	Feb. 2, 2017	12	12	10
Nick Calathes	Georgia	Jan. 28, 2009	20	13	10
Nick Calathes	Creighton	March 21, 2008	11	13	11
Corey Brewer	Jacksonville	Dec. 18, 2005	15	10	13

## 30-Point Games by Player

(107 by 43 Players)

Neal Walk	15
Andy Owens	13
Tony Miller	10
Vernon Maxwell	6
Chip Williams	6
Andrew Moten	4
Bob Emrick	3
Joe Hobbs	3
Anthony Roberson	3
Ronnie Williams	3
<b>KeVaughn Allen</b>	<b>2</b>
Tom Baxley	2
Nick Calathes	2
Vernon Delancy	2
Greg Keller	2
Cliff Luyk	2
Eugene McDowell	2
Gene Shy	2
Tom Barbee	1
Canyon Barry	1
Larry Brewster	1
Matt Bonner	1
Rick Casares	1
Dan Cross	1
Lew Doss	1
Earl Findley	1
Michael Frazier II	1
Harry Hamilton	1
Reggie Hannah	1
Dametri Hill	1
<b>Jalen Hudson</b>	<b>1</b>
Egor Koulechov	1
Lou Merchant	1
Joakim Noah	1
Bobby Sherwood	1
Bob Shiver	1
Bob Smyth	1
Greg Stolt	1
Dick Tomlinson	1
Erving Walker	1
Matt Walsh	1
Kenyan Weaks	1
Jason Williams	1

## Most Points in a Game by Class

### SENIOR

41 — Joe Hobbs vs. Georgia, March 1, 1958
41 — Andy Owens vs. Mississippi State, Feb. 21, 1970
40 — Cliff Luyk vs. Tennessee, Feb. 5, 1962
39 — Andy Owens vs. Harvard, Dec. 23, 1969
39 — Andy Owens vs. Louisville, Dec. 20, 1969

### JUNIOR

54 — Tony Miller vs. Chicago State, Feb. 29, 1972
44 — Dick Tomlinson vs. Tampa, Dec. 11, 1963
39 — Neal Walk vs. LSU, Jan. 6, 1968
39 — Tony Miller vs. Auburn, Feb. 12, 1972
38 — Tony Miller vs. South Florida, Dec. 4, 1971
38 — Neal Walk vs. LSU, Feb. 10, 1968

### SOPHOMORE

40 — Eugene McDowell vs. Biscayne, Dec. 28, 1982
37 — Michael Frazier II at South Carolina, March 4, 2014
37 — Joakim Noah vs. Georgia, March 1, 2006
36 — Bob Emrick vs. LSU, Jan. 10, 1955
36 — Lew Doss vs. Stetson, Dec. 11, 1954

### FRESHMAN

38 — Vernon Delancy vs. Alabama, Jan. 24, 1981
37 — Vernon Delancy vs. Florida Southern, Dec. 18, 1980
36 — Ronnie Williams vs. Purdue, Dec. 27, 1980
33 — Matt Walsh vs. Miami, Dec. 21, 2002
<b>32 — KeVaughn Allen vs. Florida State, Dec. 29, 2015</b>

## 20-Rebound Games by Player

(23 By 10 Players)

Neal Walk	7
Chip Williams	4
Cliff Luyk	3
Gary Keller	2
Jim Zinn	2
Andrew DeClercq	1
Lew Doss	1
Eugene McDowell	1
Richard Peek	1
Jeff Ramsey	1

## Most Rebounds in a Game by Class

### SENIOR

26 — Cliff Luyk vs. Kentucky, Feb. 2, 1962
25 — Neal Walk vs. Georgia, March 1, 1969
24 — Neal Walk vs. Ole Miss, Jan. 27, 1969
22 — Chip Williams vs. LSU, Feb. 8, 1975
21 — Neal Walk vs. Vanderbilt, Jan. 1, 1969

### JUNIOR

31 — Neal Walk vs. Alabama, Jan. 27, 1968
31 — Jim Zinn vs. Ole Miss, Feb. 18, 1957
29 — Neal Walk vs. Kentucky, Dec. 4, 1967
27 — Neal Walk vs. Florida State, Dec. 7, 1967
24 — Cliff Luyk vs. Jacksonville, Dec. 28, 1960

### SOPHOMORE

30 — Jim Zinn vs. Wofford, Dec. 5, 1955
30 — Lew Doss vs. Mississippi State, Feb. 19, 1955
23 — Cliff Luyk vs. Georgia, Feb. 27, 1960
22 — Neal Walk vs. Virginia Tech, Dec. 29, 1966
22 — Richard Peek vs. Miami, Jan. 9, 1964

### FRESHMAN

21 — Eugene McDowell vs. Georgia, Jan. 6, 1982
18 — Al Horford vs. Alabama, Feb. 5, 2005
17 — Ronnie Williams vs. Florida State, Jan. 26, 1981
17 — Malcolm Cesare vs. Missouri Western, Dec. 16, 1975
16 — Reggie Hannah vs. Hofstra, Dec. 13, 1977
16 — Gene Shy vs. Tennessee, Feb. 19, 1973

## BIGGEST WINS

### Overall

75 pts	12/10/00	Florida A&M	125-50
67 pts	12/30/75	Roosevelt	121-54
63 pts	12/9/74	NW Missouri State	114-51
61 pts	11/21/07	Prairie View A&M	94-33
59 pts	11/29/99	New Hampshire	131-72
58 pts	11/27/00	Florida A&M	100-42
58 pts	12/20/98	Long Island	119-61
56 pts	11/28/07	Southern	83-27
54 pts	11/14/07	North Carolina Central	105-51
54 pts	12/18/01	High Point	103-49
54 pts	12/20/84	St. Thomas	120-66
53 pts	12/13/44	Cedar Key AAF	77-24
52 pts	12/30/01	Belmont	107-55
52 pts	11/28/01	New Hampshire	108-56
52 pts	12/4/99	Florida A&M	96-44
52 pts	1/4/32	Waycross	66-14

### O'Connell Center

75 pts	12/10/00	Florida A&M	125-50
61 pts	11/21/07	Prairie View A&M	94-33
59 pts	11/29/99	New Hampshire	131-72
58 pts	11/27/00	Florida A&M	100-42
58 pts	12/20/98	Long Island	119-61
56 pts	11/28/07	Southern	83-27
54 pts	11/14/07	North Carolina Central	105-51
54 pts	12/18/01	High Point	103-49
52 pts	12/30/01	Belmont	107-55
52 pts	12/4/99	Florida A&M	96-44
51 pts	11/20/07	North Florida	102-51
51 pts	1/17/06	Savannah State	113-62
51 pts	11/28/84	Central Florida	106-55
50 pts	11/16/15	North Carolina A&T	104-54
50 pts	11/18/11	North Carolina A&T	105-55

### Home

75 pts	12/10/00	Florida A&M	125-50
67 pts	12/30/75	Roosevelt	121-54
63 pts	12/9/74	NW Missouri State	114-51
61 pts	11/21/07	Prairie View A&M	94-33
59 pts	11/29/99	New Hampshire	131-72
58 pts	11/27/00	Florida A&M	100-42
58 pts	12/20/98	Long Island	119-61
56 pts	11/28/07	Southern	83-27
54 pts	11/14/07	North Carolina Central	105-51
54 pts	12/18/01	High Point	103-49
53 pts	12/13/44	Cedar Key AAF	77-24
52 pts	12/30/01	Belmont	107-55
52 pts	12/4/99	Florida A&M	96-44
51 pts	11/20/07	North Florida	102-51
51 pts	1/17/06	Savannah State	113-62
51 pts	11/24/84	Central Florida	106-55
51 pts	2/29/72	Chicago State	120-69
51 pts	1/8/43	O.C.S.	63-12

### Away

54 pts	12/20/84	St. Thomas	120-66
52 pts	11/28/01	New Hampshire	108-56
52 pts	1/4/32	Waycross	66-14
49 pts	12/7/68	Miami	111-62
48 pts	1/6/40	Southern	77-29
46 pts	1/12/43	305th Fighter Squadron	70-24
40 pts	12/4/86	SMU (Pensacola)	110-70
40 pts	12/28/71	Columbia (Gator Bowl)	87-47
38 pts	2/11/43	197th Field Artillery	66-28
36 pts	1/6/39	Southern	62-26
35 pts	1/25/17	LSU	106-71
35 pts	1/26/13	Mississippi State	82-47
35 pts	1/29/66	Ole Miss	96-61
35 pts	1/15/26	Rollins	48-13

## BIGGEST LOSSES

### Overall

56 pts	3/4/48	Kentucky	31-87
54 pts	1/21/81	Kentucky	48-102
53 pts	1923-24	Albany YMCA	13-66
48 pts	12/14/50	Kentucky	37-85
47 pts	1/30/63	West Virginia	67-114
47 pts	1/12/52	Kentucky	52-99
46 pts	1919-20	Macon YMCA	18-64
45 pts	1922-23	North Carolina	14-59
44 pts	2/14/70	Kentucky	66-110
43 pts	1/11/79	Tennessee	73-116
43 pts	1/31/59	Kentucky	51-94

### O'Connell Center

31 pts	2/24/96	Kentucky	63-94
26 pts	1/3/81	LSU	66-92
25 pts	2/18/98	Kentucky	54-79
25 pts	2/21/90	Mississippi State	54-79
24 pts	12/9/95	Wake Forest	53-77
23 pts	2/4/81	Georgia	64-87
20 pts	2/15/92	LSU	50-70
20 pts	2/3/90	Mississippi	63-83
18 pts	1/20/15	LSU	61-79
18 pts	11/16/10	Ohio State	75-93

### Home

47 pts	11/12/52	Kentucky	52-99
42 pts	2/8/54	Kentucky	55-97
38 pts	1/27/45	Jacksonville NAS	26-64
37 pts	2/14/59	Mississippi State	68-105
32 pts	2/4/28	Davis-Elkins	25-57
31 pts	2/24/96	Kentucky	63-94
28 pts	12/18/34	Duke	27-55
26 pts	1/3/81	LSU	66-92
26 pts	2/5/46	Green Cove Springs	39-65
25 pts	2/21/90	Mississippi State	54-79
25 pts	1/12/63	Auburn	56-81
25 pts	2/1/29	North Carolina State	19-44
25 pts	1/3/28	Olson's Swedes	28-53

### Away

56 pts	3/4/48	Kentucky	31-87
54 pts	1/21/81	Kentucky	48-102
53 pts	1923-24	Albany YMCA	13-66
48 pts	12/14/50	Kentucky	37-85
46 pts	1919-20	Macon YMCA	18-64
45 pts	1922-23	North Carolina	14-59
44 pts	2/14/70	Kentucky	66-110
43 pts	1/11/79	Tennessee	73-116
43 pts	1/31/59	Kentucky	51-94
40 pts	2/9/21	VMI	20-60



# SEC STAT CHAMPIONS & STREAKS

## NCAA Stat Champions

1967	Rebounding (1,275 in 25 games)
1998	3-Pt. FGs Per Game (9.83, 285 in 29 games)
2007	Scoring Margin (+17.2)
2007	FG Pct. (.526)
2012	3-Pt. FGs Per Game (9.65, 357 in 37 games)
2014	Wins (36)

## SEC Stat Champions

1965	FG Pct.	.475
1966	Rebounding	51.6
1967	Rebounding	51.0*
1968	Rebounding	52.8
1969	FG Pct. Defense	.404
1969	Rebounding Margin	+9.8
1986	Turnover Margin	+4.2
1987	Scoring Offense	84.2
1987	3-Point FGs Per Game	5.8
1987	Turnover Margin	+4.8
1988	FG Pct. Defense	.431
1988	Blocks	4.6
1989	FG Pct.	.503
1989	FG Pct. Defense	.442
1989	FG Pct. Differential	+6.1%
1992	Scoring Defense	66.3
1993	Scoring Defense	69.8
1994	Scoring Defense	67.9
1994	Rebounding Defense	33.7
1994	Rebound Margin	+6.3
1995	Rebounding Defense	32.5
1995	Rebound Margin	+6.4
1997	3-Pt FG Pct.	.374
1998	3-Pt FG Per Game	9.83*
1998	3-Pt FG Pct.	.400
1999	3-Pt FG Pct.	.379
1999	3-Pt FG Per Game	9.32
1999	Steals Per Game	10.03
2000	Scoring Offense	83.8
2000	Scoring Margin	+15.0
2000	Assists	16.51
2001	Scoring Offense	80.9
2001	Scoring Margin	+13.8
2001	3-Pt FG Pct.	.383
2001	FT Pct.	.729
2001	Assists	17.35
2001	Assist/Turnover Ratio	1.19
2001	Defensive Rebounds	26.65
2002	Scoring Offense	80.5
2002	Scoring Margin	+13.9
2002	Assists	16.74
2002	Assist/Turnover Ratio	1.12
2003	3-Pt. Pct.	.390
2003	3-Pt. FG Per Game	8.70
2004	FG Pct.	.482
2004	FT Pct.	.750
2004	3-Pt FG Per Game	8.0
2005	Points Per Game	76.2
2005	Scoring Margin	+13.1
2006	Scoring Margin	+14.7
2006	FG Pct.	.500
2006	3-Pt FG Pct.	.392
2006	FT Pct.	.744
2006	FG Pct. Allowed	.399
2006	3-Pt FG Pct. Allowed	.318
2007	FG Pct.	.526*
2007	3-Pt. FG Pct.	.409
2007	3-Pt. FG Pct. Allowed	.285
2007	Scoring Defense	62.6
2007	Scoring Margin	+17.2*
2007	Rebounding Defense	29.1
2007	Rebounding Margin	+8.5
2008	FG Pct.	.488
2008	Assist/Turnover Ratio	1.39
2008	Rebounding Defense	31.8
2009	Scoring Margin	+9.6
2009	Assists	16.81
2009	Assist/Turnover Ratio	1.39
2010	Assist/Turnover Ratio	1.13

2010	Turnovers Per Game	1.12
2011	FG Pct.	.465
2011	3-Pt. FG Pct. Defense	.311
2011	Rebounding Defense	31.9
2011	Rebounding Margin	+5.5
2011	Defensive Rebound Pct.	.701
2012	3-Pt. FGs Per Game	9.65*
2012	Assist/Turnover Ratio	1.34
2012	Assists	14.89
2013	Scoring Margin	+17.0
2013	Scoring Defense	54.4
2013	FG Pct. Defense	.382
2013	FG Pct.	.478
2013	Rebounding Defense	30.2
2013	3-Pt. FG Per Game	8.11
2013	Assist/Turnover Ratio	1.30
2013	3-Pt. FG Pct.	.378
2013	Defensive Rebounding Pct.	.716
2014	Scoring Defense	57.8
2014	Scoring Margin	+12.2
2014	FG Pct.	.460
2017	3FG Allowed	5.5
2018	Turnover Margin	+4.0
2018	Assist-to-Turnover Margin	1.3

*\*Led NCAA*

## Florida Basketball Streaks

- Longest winning:** 30 (12/10/2013 to 3/29/2014)
- Longest home winning:** 33 (11/11/2012 to 11/14/2014)
- Longest losing:** 14 (12/22/1981 to 2/3/1982; 1/17/1990 to 2/24/1990)
- Longest home losing:** 5 (3x, most recent 1/17/1990 to 2/21/1990)
- Longest road winning:** 9 (1/11/2014 to 3/14/2014)
- Longest road losing:** 17 (2/7/1979 to 12/6/1980)
- Longest SEC winning:** 21 (1/8/2014 to 1/15/2015)
- Longest SEC losing:** 12 (1/17/1990 to 2/24/1990)
- Longest home SEC winning:** 20 (1/9/2013 to 1/15/2015)
- Longest home SEC losing:** 7 (1/22/1979 to 2/24/1979)
- Longest road SEC winning:** 10 (1/11/2014 to 1/7/2015)
- Longest road SEC losing:** 22 (2/14/1981 to 1/2/1984)
- Longest non-conference winning:** 40 (11/16/1998 to 12/6/2003)
- Wins to open a season:** 17 (2005-06)
- Wins to open SEC schedule:** 18 (2014; undefeated)
- Losses to open a season:** 6 (1927-28; 1928-29; 1942-43)
- Losses to open SEC schedule:** 6 (entire SEC schedule) 1942-43
- Most consecutive winning seasons:** 16 (1999-2014)
- Most consecutive losing seasons:** 7 (1923-29)
- Most consecutive SEC winning seasons:** 16 (1999-2014)
- Most consecutive SEC losing seasons:** 7 (1954-60)
- Most consecutive NCAA Tournament appearances:** 9 (1999-2007)
- Most consecutive wins vs. opponent:** 17 vs. Rollins (1922-present)
- Most consecutive wins vs. SEC opponent:** 14 vs. Tennessee (1991-98)

## Longest Winning Streaks

Overall	First Win	Last Win
30	Dec. 20, 2013	March 29, 2014
17	Dec. 6, 2006	Feb. 14, 2007
17	March 1, 2006	Nov. 24, 2006
17	Nov. 9, 2005	Jan. 18, 2006
15	March 4, 2007	Nov. 20, 2007
14	Dec. 16, 2002	Feb. 1, 2003
14	Nov. 16, 2001	Jan. 16, 2002
10	Dec. 29, 2012	Feb. 2, 2013
10	Dec. 10, 2008	Jan. 17, 2009
10	Dec. 5, 1951	Jan. 5, 1952

Home	First Win	Last Win
33	Nov. 11, 2012	Nov. 14, 2014
24	March 1, 2006	Nov. 20, 2007
20	Jan. 25, 2005	Feb. 4, 2006
19	Jan. 22, 2011	Feb. 4, 2012
19	Feb. 2, 2002	Feb. 25, 2003
18	Jan. 22, 1986	Feb. 4, 1987
17	March 19, 2008	Feb. 21, 2009
16	Feb. 4, 1967	Jan. 4, 1969
15	Jan. 27, 2001	Jan. 16, 2002
15	Nov. 26, 1993	Dec. 10, 1994

Road	First Win	Last Win
9	Jan. 11, 2014	March 4, 2014
7	Feb. 13, 2001	Jan. 12, 2002
7	Dec. 18, 1940	Feb. 3, 1941
6	Dec. 4, 1993	Jan. 15, 1994
5*	Jan. 6, 2013	Jan. 26, 2013

*\*Occured eight times. Most recent listed.*

SEC	First Win	Last Win
21	Jan. 8, 2014	Jan. 15, 2015
13	March 1, 2006	Feb. 14, 2007
11	Feb. 10, 2001	Jan. 16, 2002
11	Jan. 21, 1989	March 1, 1989
8	Jan. 25, 2017	Feb. 21, 2017
8	Jan. 9, 2013	Feb. 2, 2013
7	Jan. 10, 2012	Feb. 4, 2012
7	Feb. 23, 2005	Jan. 14, 2006
7	Jan. 7, 2003	Feb. 1, 2003
6	Feb. 1, 2011	Feb. 24, 2011
6	Jan. 9, 1988	Jan. 27, 1988
6	Jan. 20, 1968	Feb. 5, 1968
6	Feb. 4, 1967	March 4, 1967

SEC Home	First Win	Last Win
20	Jan. 9, 2013	Jan. 15, 2015
13	March 1, 2006	Feb. 9, 2008
13	Feb. 4, 1967	Jan. 4, 1969
12	Jan. 22, 1986	Feb. 4, 1987
11	Jan. 22, 2011	Feb. 4, 2012
11	Feb. 2, 2002	Feb. 25, 2003
10	Jan. 25, 2005	Feb. 4, 2006
9	Jan. 5, 1994	Jan. 7, 1995
9	Jan. 21, 1989	Jan. 13, 1990
8	Jan. 7, 1961	Jan. 15, 1962

SEC Road	First Win	Last Win
10	Jan. 11, 2014	Jan. 7, 2015
6	March 5, 2006	Feb. 10, 2007
4	Jan. 25, 2017	Feb. 18, 2017
4	Jan. 12, 2013	Jan. 26, 2013
4	Jan. 8, 2000	Feb. 5, 2000
4	Jan. 25, 1989	March 1, 1989
4	Feb. 27, 1965	Jan. 29, 1966
4	Dec. 18, 1940	Jan. 11, 1941

# YEAR-BY-YEAR LEADERS

## Scoring

(Min. 75 Pct. Games Played)

SEASON	PLAYER	G	FGM-FGA	PCT	FTM-FTA	PCT	3PT FG	PCT	REB	AVG	TP	AVG
1947-48	Hans Tanzler, G	25	135		60						330	13.2
1948-49	Harry Hamilton, F	26	132		63						327	12.6
1949-50	Julian Miller, G	22	111-337	.329	94-124	.758					316	14.4
1950-51	Harry Hamilton, F	22	158-425	.372	49-75	.653			128	5.8	365	16.6
1951-52	Rick Casares, G	23	122-315	.387	100-167	.599			261	11.3	344	15.0
1952-53	Rick Casares, G	17	90-263	.342	84-140	.600			196	11.5	264	15.5
1953-54	Bob Emrick, F-C	22	140-332	.422	80-104	.769			201	9.1	360	16.4
1954-55	Bob Emrick, F-C	22	130-370	.351	132-185	.714			232	10.5	392	17.8
1955-56	Bob Emrick, F-C	23	126-325	.388	158-203	.778			239	10.4	410	17.8
1956-57	Joe Hobbs, G	24	182-445	.409	89-104	.856			74	3.1	453	18.9
1957-58	Joe Hobbs, G	21	202-467	.433	98-114	.860			87	4.1	502	23.9
1958-59	Bobby Sherwood, C	23	124-275	.451	64-103	.621			218	9.5	312	13.6
1959-60	Bob Shiver, G	22	152-344	.442	80-98	.816			120	5.5	384	17.5
1960-61	Lou Merchant, G	26	200-441	.454	59-79	.747			96	3.7	459	17.7
1961-62	Cliff Luyk, F	23	184-373	.493	127-206	.617			352	15.3	490	21.3
1962-63	Tom Baxley, G	25	145-329	.441	117-149	.785			50	2.0	407	16.3
1963-64	Brooks Henderson, G	22	147-309	.476	87-103	.845			163	7.4	381	17.3
1964-65	Brooks Henderson, G	25	105-222	.473	140-171	.819			112	4.5	350	14.0
1965-66	Gary Keller, C	26	152-322	.472	110-197	.558			326	12.5	414	15.9
1966-67	Gary Keller, C	25	143-313	.457	92-143	.643			282	11.3	378	15.1
1967-68	Neal Walk, C	25	239-507	.471	185-244	.758			494	19.8	663	26.5
1968-69	Neal Walk, C	27	224-465	.482	201-278	.723			481	17.8	649	24.0
1969-70	Andy Owens, F	25	257-526	.489	162-201	.806			228	9.1	676	27.0
1970-71	Tony Miller, G	26	155-354	.438	117-153	.765			68	2.6	427	16.4
1971-72	Tony Miller, G	19	195-432	.451	117-158	.741			85	4.5	507	26.7
1972-73	Tony Miller, G	26	181-426	.425	86-115	.748			77	3.0	448	17.2
1973-74	Chip Williams, C	23	199-357	.557	75-96	.781			255	11.1	473	20.6
1974-75	Gene Shy, F	28	192-402	.478	58-74	.784			205	7.3	442	15.8
1975-76	Gene Shy, F	26	157-368	.427	103-122	.844			140	5.4	417	16.0
1976-77	Bob Smyth, C-F	26	115-279	.591	63-104	.606			237	9.1	393	15.1
1977-78	Reggie Hannah, C-F	22	109-191	.571	81-122	.664			203	9.2	299	13.6
1978-79	Malcolm Cesare, F	27	185-338	.547	85-112	.759			187	6.9	455	16.9
1979-80	Reggie Hannah, C	27	161-298	.540	136-193	.705			241	8.9	458	17.0
1980-81	Ronnie Williams, F	28	216-374	.578	114-187	.610			253	9.0	546	19.5
1981-82	Ronnie Williams, F	27	218-365	.597	139-191	.728			222	8.2	575	21.3
1982-83	Ronnie Williams, F	28	184-317	.580	154-213	.723			245	8.8	522	18.6
1983-84	Ronnie Williams, F	27	154-263	.586	139-194	.716			234	8.7	447	16.6
1984-85	Andrew Moten, G	30	185-409	.452	129-169	.763			123	4.1	499	16.6
1985-86	Vernon Maxwell, G	33	262-566	.463	124-177	.701			147	4.5	648	19.6
1986-87	Andrew Moten, G	33	182-408	.446	103-144	.715	61-137	.445	109	3.3	528	16.0
1987-88	Dwayne Schintzius, C	35	224-456	.491	54-74	.730	1-5	.200	228	6.5	503	14.4
1988-89	Dwayne Schintzius, C	30	220-422	.521	99-140	.707	2-6	.333	290	9.7	541	18.0
1989-90	Dwayne Davis, C-F	28	139-229	.607	66-112	.589	0-0	.000	239	8.5	344	12.3
1990-91	Dwayne Davis, C	28	166-268	.619	91-152	.599	0-0	.000	208	7.4	423	15.1
1991-92	Stacey Poole, F	33	254-537	.473	81-120	.675	0-3	.000	240	7.3	589	17.8
1992-93	Stacey Poole, F	27	192-432	.444	60-94	.638	0-0	.000	173	6.4	444	16.4
1993-94	Dan Cross, G	37	179-371	.482	168-203	.828	55-124	.444	144	3.9	581	15.7
1994-95	Dan Cross, G	30	168-421	.399	150-178	.843	53-141	.376	107	3.6	539	18.0
1995-96	Dametri Hill, F-C	28	184-376	.489	110-164	.671	14-44	.318	218	7.8	492	17.6
1996-97	Greg Stolt, F	30	126-289	.436	100-118	.847	64-155	.413	183	6.1	416	13.9
1997-98	Kenyan Weaks, G	26	122-238	.513	26-33	.788	61-120	.508	124	4.8	331	12.7
1998-99	Mike Miller, F	28	115-233	.494	80-114	.702	31-87	.356	146	5.2	341	12.2
1999-00	Mike Miller, F	37	175-368	.476	124-170	.729	47-139	.338	243	6.6	521	14.1
2000-01	Udonis Haslem, C	31	188-315	.597	146-206	.709	0-0	.000	232	7.5	522	16.8
2001-02	Udonis Haslem, C	31	159-283	.562	177-255	.694	0-1	.000	256	8.3	495	16.0
2002-03	Matt Bonner, F	33	182-357	.510	74-101	.733	63-133	.474	201	6.1	501	15.2
2003-04	Anthony Roberson, G	30	180-390	.462	79-92	.859	99-233	.425	89	3.0	538	17.9
2004-05	Anthony Roberson, G	32	193-423	.456	81-90	.900	94-242	.388	65	2.0	561	17.5
2005-06	Joakim Noah, F/C	39	202-322	.627	148-202	.733	0-1	.000	278	7.1	552	14.2
2006-07	Taurean Green, G	40	154-347	.444	141-166	.849	82-203	.404	96	2.4	531	13.3
2007-08	Nick Calathes, G	36	175-411	.426	144-199	.724	58-158	.367	187	5.2	552	15.3
2008-09	Nick Calathes, G	36	205-425	.482	135-191	.707	73-187	.390	192	5.3	618	17.2
2009-10	Kenny Boynton, G	34	165-439	.376	74-99	.747	72-245	.294	87	2.6	476	14.0
2010-11	Erving Walker, G	37	153-372	.411	154-198	.778	79-205	.385	109	2.9	539	14.6
2011-12	Kenny Boynton, G	37	187-425	.440	104-138	.754	110-270	.407	97	2.6	588	15.9
2012-13	Mike Rosario, G	36	160-357	.448	69-83	.831	61-166	.367	92	2.6	450	12.5
2013-14	Casey Prather, F	37	190-315	.603	129-190	.679	2-5	.400	184	5.0	511	13.8
2014-15	Dorian Finney-Smith, F	28	137-290	.426	44-75	.587	49-115	.426	174	6.2	367	13.1
2015-16	Dorian Finney-Smith, F	36	169-387	.437	121-165	.733	71-193	.368	300	8.3	530	14.7
2016-17	KeVaughn Allen, G	36	168-384	.438	91-103	.883	78-211	.370	86	2.4	505	14.0
2017-18	Jalen Hudson, G	34	179-393	.455	92-139	.662	78-193	.404	132	3.9	528	15.5

# YEAR-BY-YEAR LEADERS

## Rebounding

(Min. 75 Pct. Games Played)

SEASON	PLAYER	G	REB	AVG
1957-58	Jim Zinn, F	21	328	15.6
1958-59	Bob Sherwood, F	23	218	9.5
1959-60	Bob Sherwood, F	22	231	10.5
1960-61	Cliff Luyk, F	25	328	13.1
1961-62	Cliff Luyk, F	23	352	15.3
1962-63	Dick Tomlinson, F	25	176	7.0
1963-64	Mont Highley, C	22	236	10.7
1964-65	Gary Keller, C	25	247	9.9
1965-66	Gary Keller, C	26	326	12.5
1966-67	Gary Keller, C	25	282	11.3
1967-68	Neal Walk, C	25	494	19.8
1968-69	Neal Walk, C	27	481	17.8
1969-70	Andy Owens, F	25	228	9.1
1970-71	Earl Findley, F	26	247	9.5
1971-72	Dan Boe, C	24	237	9.9
1972-73	Chip Williams, C	25	303	12.1
1973-74	Chip Williams, C	23	255	11.1
1974-75	Chip Williams, C	28	217	7.8
1975-76	Bob Smyth, C-F	26	330	12.7
1976-77	Bob Smyth, C-F	26	237	9.1
1977-78	Reggie Hannah, C-F	22	203	9.2
1978-79	Reggie Hannah, C	27	231	8.6
1979-80	Reggie Hannah, C	27	241	8.9
1980-81	Ronnie Williams, F	28	253	9.0
1981-82	Eugene McDowell, C	27	238	8.8
1982-83	Ronnie Williams, F	28	245	8.8
1983-84	Eugene McDowell, C	29	267	9.2
1984-85	Eugene McDowell, C	30	295	9.8
1985-86	Kenny McClary, C	33	185	5.6
1986-87	Dwayne Schintzius, C	34	206	6.1
1987-88	Dwayne Schintzius, C	35	228	6.5
1988-89	Dwayne Schintzius, C	30	290	9.7
1989-90	Dwayne Davis, C-F	28	239	8.5
1990-91	Dwayne Davis, C	28	208	7.4
1991-92	Stacey Poole, F	33	240	7.3
1992-93	Andrew DeClercq, C	28	198	7.1
1993-94	Andrew DeClercq, F-C	37	292	7.9
1994-95	Andrew DeClercq, F-C	30	265	8.8
1995-96	Dametri Hill, C-F	28	218	7.8
1996-97	Greg Stolt, F	30	183	6.1
1997-98	Damen Maddox, C	27	147	5.4
1998-99	Brent Wright, F	31	183	5.9
1999-00	Donnell Harvey, C	37	258	7.0
2000-01	Matt Bonner, F	31	238	7.7
2001-02	Udonis Haslem, C	31	256	8.3
2002-03	David Lee, C	33	224	6.8
2003-04	David Lee, F	31	212	6.8
2004-05	David Lee, F	32	288	9.0
2005-06	Al Horford, F-C	39	295	7.6
2006-07	Al Horford, F-C	38	360	9.5
2007-08	Marreese Speights, C	36	290	8.1
2008-09	Alex Tyus, F	36	222	6.2
2009-10	Alex Tyus, F	34	234	6.9
2010-11	Chandler Parsons, F	36	279	7.8
2011-12	Bradley Beal, G	37	249	6.7
2012-13	Patric Young, C	37	232	6.3
2013-14	Dorian Finney-Smith, F	37	247	6.7
2014-15	Dorian Finney-Smith, F	28	174	6.2
2015-16	Dorian Finney-Smith, F	36	300	8.3
2016-17	Devin Robinson, F	36	220	6.1
2017-18	Egor Koulechov, G	34	218	6.4

## Field Goal Percentage

(Min. 100 Att.)

SEASON	PLAYER	G	FGM-FGA	PCT
1957-58	Joe Hobbs, G	21	202-467	.433
1958-59	Bob Sherwood, F	23	124-275	.451
1959-60	Bob Shiver, G	22	152-344	.442
1960-61	Lou Merchant, G	26	200-441	.454
1961-62	Cliff Luyk, F	23	184-373	.493
1962-63	Bob Hoffmann, C	24	64-124	.516
1963-64	Dick Tomlinson, F	22	151-287	.526

1964-65	Jeff Ramsey, C	25	85-135	.630
1965-66	Gary Keller, F	26	152-322	.472
1966-67	Neal Walk, C	25	109-210	.519
1967-68	Neal Walk, C	25	239-507	.471
1968-69	Neal Walk, C	27	224-465	.482
1969-70	Andy Owens, F	25	257-526	.489
1970-71	Jerry Hoover, G	26	75-156	.481
1971-72	Jerry Hoover, G	26	98-189	.519
1972-73	Bob Smyth, C-F	26	85-175	.486
1973-74	Chip Williams, C	23	199-357	.557
1974-75	Mike Lederman, C	28	135-234	.577
1975-76	Al Bonner, F	25	131-235	.557
1976-77	Bob Smyth, C-F	26	165-279	.591
1977-78	Larry Brewster, C	27	104-175	.594
1978-79	Malcolm Cesare, F	27	185-338	.547
1979-80	Reggie Hannah, C	27	161-298	.540
1980-81	Ronnie Williams, F	28	214-372	.575
1981-82	Ronnie Williams, F	27	218-365	.597
1982-83	Eugene McDowell, C	31	203-314	.646
1983-84	Eugene McDowell, C	29	150-244	.615
1984-85	Randall Leath, C-F	30	77-127	.606
1985-86	Kenny McClary, C	33	84-155	.542
1986-87	Chris Capers, F	31	110-175	.629
1987-88	Dwayne Davis, F	35	88-147	.599
1988-89	Dwayne Davis, F	33	179-248	.722
1989-90	Dwayne Davis, C-F	28	139-229	.607
1990-91	Dwayne Davis, C	28	166-268	.619
1991-92	Hosie Grimsley, F	33	79-151	.523
1992-93	Andrew DeClercq, C	28	118-208	.567
1993-94	Andrew DeClercq, F-C	37	129-237	.544
1994-95	Dametri Hill, C	29	155-295	.525
1995-96	LeRon Williams, F	28	123-238	.517
1996-97	Damen Maddox, C	30	71-137	.518
1997-98	Damen Maddox, C	27	70-122	.574
1998-99	Udonis Haslem, C	31	117-194	.603
1999-00	Udonis Haslem, C	37	169-292	.579
2000-01	Udonis Haslem, C	31	188-315	.597
2001-02	David Lee, F	31	84-145	.579
2002-03	David Lee, C	33	149-230	.648
2003-04	David Lee, F	31	150-255	.588
2004-05	David Lee, F	32	160-305	.525
2005-06	Chris Richard, F	39	97-139	.698
2006-07	Chris Richard, F	40	98-142	.690
2007-08	Marreese Speights, C	36	216-346	.624
2008-09	Alex Tyus, F	36	195-330	.591
2009-10	Vernon Macklin, F	34	156-257	.607
2010-11	Vernon Macklin, C	37	191-322	.593
2011-12	Patric Young, C	37	162-262	.618
2012-13	Casey Prather, F	29	79-127	.622
2013-14	Casey Prather, F	37	190-315	.603
2014-15	Chris Walker, F	31	64-119	.538
2015-16	John Egbunu, C	34	149-252	.591
2016-17	Kevarrius Hayes, C	36	77-127	.606
2017-18	Kevarrius Hayes, C	34	62-109	.569

## 3-Point Field Goal Percentage

(Min. 50 Att.)

SEASON	PLAYER	G	FGM-FGA	PCT
1986-87	Joe Lawrence, F	34	64-127	.504
1987-88	Pat Lawrence, F	35	41-98	.418
1988-89	Brian Hogan, G	34	23-62	.371
1989-90	Brian Hogan, G	28	27-66	.409
1990-91	Scott Stewart, G	27	25-56	.446
1991-92	Scott Stewart, G	33	36-94	.383
1992-93	Craig Brown, G	28	51-118	.432
1993-94	Dan Cross, G	37	55-124	.444
1994-95	Dan Cross, G	30	53-141	.376
1995-96	Greg Stolt, F	28	41-114	.360
1996-97	Dan Williams, G	30	33-69	.478
1997-98	Kenyan Weaks, G	26	61-120	.508
1998-99	Greg Stolt, F	31	78-178	.438
1999-00	Brett Nelson, G	37	49-113	.434
2000-01	Brett Nelson, G	31	81-179	.453
2001-02	Brett Nelson, G	31	98-248	.395
2002-03	Matt Bonner, F	33	63-133	.474
2003-04	Lee Humphrey, G	26	25-57	.439



# YEAR-BY-YEAR LEADERS

2004-05	Matt Walsh, G	28	69-162	.426
2005-06	Lee Humphrey, G	38	113-246	.459
2006-07	Walter Hodge, G	40	34-68	.500
2007-08	Jai Lucas, G	36	37-85	.435
2008-09	Erving Walker, G	36	70-167	.419
2009-10	Chandler Parsons, F	34	38-106	.358
2010-11	Erving Walker, G	37	79-205	.385
2011-12	Erik Murphy, F	34	59-140	.421
2012-13	Michael Frazier II, G	36	52-111	.468
2013-14	Michael Frazier II, G	39	118-264	.447
2014-15	Dorian Finney-Smith, F	28	49-115	.426
2015-16	Justin Leon, F	34	25-67	.373
2016-17	Justin Leon, F	36	49-123	.398
2017-18	Keith Stone, F	34	39-92	.424

## 3-Point Field Goals Made

SEASON	PLAYER	G	3FGM
1986-87	Joe Lawrence, F	34	64
1987-88	Pat Lawrence, F	35	41
1988-89	Clifford Lett, G	34	39
1989-90	Renaldo Garcia, G	28	42
1990-91	Brian Hogan, G	28	35
1991-92	Scott Stewart, G	33	36
1992-93	Craig Brown, G	28	51
1993-94	Craig Brown, G	37	89
1994-95	Dan Cross, G	30	53
1995-96	Greg Stolt, F	28	41
1996-97	Greg Stolt, F	30	64
1997-98	Kenyan Weaks, G	26	61
1998-99	Greg Stolt, F	31	78
1999-00	Teddy Dupay, G	37	62
2000-01	Brett Nelson, G	31	81
2001-02	Brett Nelson, G	31	98
2002-03	Anthony Roberson, G	33	74
2003-04	Anthony Roberson, G	30	99
2004-05	Anthony Roberson, G	32	94
2005-06	Lee Humphrey, G	38	113
2006-07	Lee Humphrey, G	40	113
2007-08	Nick Calathes, G	36	55
2008-09	Nick Calathes, G	36	73
2009-10	Kenny Boynton, G	34	72
2010-11	Kenny Boynton, G	37	80
2011-12	Kenny Boynton, G	37	110
2012-13	Erik Murphy, F	36	72
2013-14	Michael Frazier II, G	39	118
2014-15	Michael Frazier II, G	26	57
2015-16	Dorian Finney-Smith	36	71
2016-17	KeVaughn Allen, G	36	78
2017-18	Jalen Hudson, G	34	78

## Free Throw Percentage

SEASON	PLAYER	G	FTM-FTA	PCT
1956-57	Joe Hobbs, G	24	89-104	.856
1957-58	Joe Hobbs, G	21	98-114	.860
1958-59	Frank Etheridge, F	23	73-97	.753
1959-60	Bob Shiver, G	22	80-98	.816
1960-61	Lou Merchant, G	26	59-79	.747
1961-62	Tom Barbee, F	22	63-76	.829
1962-63	Brooks Henderson, G	19	110-132	.833
1963-64	Brooks Henderson, G	22	87-103	.845
1964-65	Brooks Henderson, G	25	140-171	.819
1965-66	Paul Morton, F	26	74-92	.804
1966-67	Jeff Ramsey, C	25	50-61	.820
1967-68	Andy Owens, F	24	101-121	.835
1968-69	Boyd Welsch, G	26	64-80	.800
1969-70	Andy Owens, F	27	162-201	.806
1970-71	Tony Miller, G	26	117-153	.765
1971-72	Tony Miller, G	19	113-152	.743
1972-73	Tony Miller, G	26	86-115	.748
1973-74	Don Bostic, G	25	53-65	.815
1974-75	Bruno Caldwell, G	28	102-115	.887
1975-76	Gene Shy, F	26	103-122	.844
1976-77	Al Bonner, F	26	82-95	.863
1977-78	Larry Brewster, C	27	91-114	.798
1978-79	Ric Clarson, F	27	62-76	.816

1979-80	Reggie Hannah, C	28	136-193	.705
1980-81	Vernon Delancy, G	28	113-144	.785
1981-82	Rob Harden, G	27	56-67	.836
1982-83	Ronnie Williams, F	28	154-213	.723
1983-84	Ronnie Williams, F	27	139-194	.716
1986-87	Andrew Moten, G	33	103-144	.715
1987-88	Dwayne Schintzius, C	35	54-74	.730
1988-89	Dwayne Schintzius, C	30	99-140	.707
1989-90	Dwayne Schintzius, C	11	30-38	.789
1990-91	Renaldo Garcia, G	28	79-106	.745
1991-92	Craig Brown, G	33	82-108	.759
1992-93	Scott Stewart, G	28	46-52	.885
1993-94	Dan Cross, G	37	168-203	.828
	Craig Brown, G	37	77-93	.828
1994-95	Dan Cross, G	30	150-178	.843
1995-96	Brian Thompson, F	28	33-44	.750
1996-97	Greg Stolt, F	30	100-118	.847
1997-98	Jason Williams, G	20	63-75	.840
1998-99	Teddy Dupay, G	31	85-105	.810
1999-00	Kenyan Weaks, G	37	53-59	.898
2000-01	Teddy Dupay, G	24	85-104	.817
2001-02	Brett Nelson, G	31	48-57	.842
2002-03	Anthony Roberson, G	33	50-61	.820
2003-04	Anthony Roberson, G	30	79-92	.859
2004-05	Anthony Roberson, G	32	81-90	.900
2005-06	Taurean Green, G	39	171-193	.886
2006-07	Taurean Green, G	40	141-166	.849
2007-08	Dan Werner, F	36	51-66	.773
2008-09	Walter Hodge, G	36	39-48	.813
2009-10	Erving Walker, G	34	112-138	.812
2010-11	Kenny Boynton, G	37	107-130	.823
2011-12	Erving Walker, G	37	110-135	.815
2012-13	Mike Rosario, G	36	69-83	.831
2013-14	Michael Frazier II, G	39	48-57	.842
2014-15	Michael Frazier II, G	26	61-70	.871
2015-16	KeVaughn Allen, G	36	99-117	.846
2016-17	KeVaughn Allen, G	36	91-103	.883
	Canyon Barry, G	35	113-128	.883
2017-18	KeVaughn Allen, G	34	77-85	.906

## Assists

SEASON	PLAYER	G	ASST
1967-68	Mike Leatherwood, G	25	81
1968-69	Mike Leatherwood, G	26	129
1969-70	Jerry Hoover, G	25	73
1970-71	Jerry Hoover, G	26	126
1971-72	Jerry Hoover, G	23	107
1972-73	Steve Williams, G	24	108
1973-74	Bruno Caldwell, G	26	98
1974-75	Bruno Caldwell, G	28	110
1975-76	Mike Lederman, G	24	79
1976-77	Richard Glasper, G	26	117
1977-78	Richard Glasper, G	27	109
1978-79	Mike Milligan, G-F	27	85
1979-80	Mike Milligan, F	26	101
1980-81	Mike Moses, G	28	113
1981-82	Mike Moses, G	27	105
1982-83	Vernon Delancy, G	28	165
1983-84	Vernon Delancy, G	29	132
1984-85	Andrew Moten, G	30	106
1985-86	Ronnie Montgomery, G	33	157
1986-87	Andrew Moten, G	33	154
1987-88	Ronnie Montgomery, G	34	190
1988-89	Clifford Lett, G	34	146
1989-90	B.J. Carter, G	16	45
1990-91	Renaldo Garcia, G	28	82
1991-92	Scott Stewart, G	33	82
1992-93	Scott Stewart, G	28	84
1993-94	Dan Cross, G	37	146
1994-95	Greg Williams, G	30	120
1995-96	Greg Williams, G	28	140
1996-97	Eddie Shannon, G	30	127
1997-98	Jason Williams, G	20	134
1998-99	Eddie Shannon, G	29	139
1999-00	Brett Nelson, G	37	110
2000-01	Brett Nelson, G	31	133

## YEAR-BY-YEAR LEADERS

2001-02	Justin Hamilton, G	29	109
2002-03	Justin Hamilton, G	33	118
2003-04	Anthony Roberson, G	30	108
2004-05	Matt Walsh, F	32	85
2005-06	Taurean Green, G	39	184
2006-07	Taurean Green, G	40	147
2007-08	Nick Calathes, G	36	221
2008-09	Nick Calathes, G	36	231
2009-10	Erving Walker, G	34	166
2010-11	Chandler Parsons, F	36	136
2011-12	Erving Walker, G	37	170
2012-13	Scottie Wilbekin, G	35	174
2013-14	Scottie Wilbekin, G	34	123
2014-15	Kasey Hill, G	33	149
2015-16	Chris Chiozza, G	36	156
2016-17	Kasey Hill, G	36	161
2017-18	Chris Chiozza, G	34	208

### Blocked Shots

SEASON	PLAYER	G	BLK
1975-76	Malcolm Cesare, F	26	17
1976-77	Malcolm Cesare, F	26	20
1977-78	Malcolm Cesare, F	27	30
1978-79	Reggie Hannah, C	27	30
1979-80	Reggie Hannah, C	27	29
1980-81	Ronnie Williams, F	28	29
1981-82	Eugene McDowell, C	27	36
1982-83	Eugene McDowell, C	31	48
1983-84	Eugene McDowell, C	29	36
1984-85	Eugene McDowell, C	30	30
1985-86	Kenny McClary, C	33	29
1986-87	Dwayne Schintzius, C	34	96
1987-88	Dwayne Schintzius, C	35	90
1988-89	Dwayne Schintzius, C	30	58
1989-90	Dwayne Davis, C-F	28	45
1990-91	Dwayne Davis, C	28	33
1991-92	Andrew DeClercq, C	33	47
1992-93	Andrew DeClercq, C	28	44
1993-94	Andrew DeClercq, F-C	37	51
1994-95	Andrew DeClercq, F-C	30	34
1995-96	LeRon Williams, F	28	34
1996-97	Damen Maddox, C	30	30
1997-98	Damen Maddox, C	27	38
1998-99	Greg Stolt, F	31	24
1999-00	Donnell Harvey, C	37	31
2000-01	Udonis Haslem, C	31	31
2001-02	Udonis Haslem, C	31	39
2002-03	David Lee, C	33	48
2003-04	Adrian Moss, F-C	31	21
2004-05	Al Horford, C	32	51
2005-06	Joakim Noah, F-C	39	95
2006-07	Joakim Noah, F-C	40	72
2007-08	Marreese Speights, C	36	49
2008-09	Alex Tyus, C	36	28
2009-10	Alex Tyus, F	34	35
2010-11	Patric Young, C	37	31
2011-12	Erik Murphy, F	34	37
2012-13	Patric Young, C	37	58
2013-14	Patric Young, C	39	41
2014-15	Chris Walker, F	31	36
2015-16	John Egbunu, C	34	48
2016-17	Kevarrius Hayes, C	36	60
2017-18	Kevarrius Hayes, C	34	67

### Steals

SEASON	PLAYER	G	STL
1973-74	Mike Lederman, G	26	24
1974-75	Mike Lederman, G	28	36
1975-76	Mike Lederman, G	24	25
1976-77	Richard Gaspard, G	26	42
1977-78	Richard Gaspard, G	27	49
1978-79	Malcolm Cesare, F	27	28
1979-80	Mike Milligan, F	27	45
1980-81	Vernon Delancy, G	28	49

1981-82	Rob Harden, G	27	38
	Mike Moses, G	27	38
1982-83	Ronnie Williams, F	28	29
1983-84	Vernon Delancy, G	29	41
	Darryl Gresham, G	29	41
1984-85	Andrew Moten, G	30	37
1985-86	Vernon Maxwell, G	33	47
1986-87	Andrew Moten, G	33	52
1987-88	Ronnie Montgomery, G	34	52
1988-89	Clifford Lett, G	34	52
1989-90	Dwayne Davis, C-F	28	44
1990-91	Dwayne Davis, C	28	63
1991-92	Craig Brown, G	33	41
1992-93	Andrew DeClercq, C	28	47
1993-94	Dan Cross, G	37	76
1994-95	Dan Cross, G	30	52
1995-96	Eddie Shannon, G	28	47
1996-97	Eddie Shannon, G	30	52
1997-98	Eddie Shannon, G	29	53
	Jason Williams, G	20	53
1998-99	Kenyan Weaks, G	24	54
1999-00	Brett Nelson, G	37	60
2000-01	Brett Nelson, G	31	59
2001-02	Orien Greene, G	31	61
2002-03	Justin Hamilton, G	33	54
2003-04	Matt Walsh, G	31	47
2004-05	Corey Brewer, G-F	32	46
2005-06	Corey Brewer, G-F	39	61
2006-07	Corey Brewer, G-F	40	69
2007-08	Nick Calathes, G	36	58
2008-09	Nick Calathes, G	36	68
2009-10	Erving Walker, G	34	45
2010-11	Erving Walker, G	37	41
2011-12	Bradley Beal, G	37	51
2012-13	Scottie Wilbekin, G	35	53
2013-14	Scottie Wilbekin, G	34	56
2014-15	Chris Chiozza, G	33	39
2015-16	Kasey Hill, G	36	53
2016-17	Kasey Hill, G	36	60
2017-18	Chris Chiozza, G	34	65

# YEAR-BY-YEAR TEAM STATS


SEASON		G	FG-FGA	FG%	FT-FTA	FT%	3FG-FGA	3-PT%	REB-AVG	PF-DQ	A	TO	BLK	ST	PTS	AVG
1949-50	Florida	23	432-1486	.291	334-519	.644				386					1,206	52.4
	Opponent	23													1,309	56.9
1950-51	Florida	23	543-1673	.325	294-468	.628			767-33.3	447-16					1,442	62.7
	Opponent	23	567-1617	.351	322-493	.653			729-31.7	433-24					1,522	66.2
1951-52	Florida	24	578-1710	.338	422-684	.617			1168-48.7	531-36					1,578	65.8
	Opponent	24	594-1887	.315	355-548	.648			985-41.0	614-43					1,543	64.3
1952-53	Florida	19	464-1360	.341	424-627	.676			827-43.5	401-23					1,352	71.2
	Opponent	19	438-1414	.310	389-621	.626			715-37.6	425-29					1,265	66.6
1953-54	Florida	22	507-1506	.337	540-746	.724			800-36.4	493-25					1,554	70.6
	Opponent	22	588-1644	.358	505-762	.663			876-39.8	518-19					1,681	76.4
1954-55	Florida	22	528-1668	.317	562-804	.699			1092-49.6	453-26					1,618	73.5
	Opponent	22	571-1547	.369	525-770	.682			992-45.1	486-18					1,667	75.8
1955-56	Florida	23	670-1804	.371	471-667	.706			1245-54.1	441					1,811	78.7
	Opponent	23	629-1677	.375	498-754	.660			1011-44.0	396					1,756	76.3
1956-57	Florida	24	663-1737	.382	535-746	.717			1127-47.0	531-19					1,861	77.5
	Opponent	24	576-1483	.388	554-797	.695			978-40.8	435-20					1,708	71.2
1957-58	Florida	21	589-1508	.391	371-530	.700			1067-50.8	385					1,545	73.6
	Opponent	21	546-1481	.369	358-516	.694			930-44.3	382					1,451	69.1
1958-59	Florida	23	614-1667	.368	397-607	.654			1195-52.0	448-7					1,625	70.7
	Opponent	23	656-1557	.421	438-625	.701			1209-52.6	427-10					1,746	75.9
1959-60	Florida	22	591-1605	.368	367-541	.678			1098-49.9	448-15					1,549	70.4
	Opponent	22	599-1389	.431	457-633	.722			1038-47.2	400-16					1,655	75.2
1960-61	Florida	26	705-1748	.403	420-611	.687			1301-50.0	475					1,830	70.4
	Opponent	26	701-1733	.405	444-685	.648			1206-46.4	460					1,846	71.0
1961-62	Florida	23	606-1405	.431	342-498	.687			1065-46.3	382					1,554	67.6
	Opponent	23	619-1484	.417	351-507	.692			905-39.3	386					1,589	69.1
1962-63	Florida	26	705-1579	.446	533-703	.758			1093-42.0	535					1,943	74.7
	Opponent	26	731-1671	.437	513-713	.719			1100-42.3	500					1,975	76.0
1963-64	Florida	22	671-1454	.461	378-568	.665			1153-52.4	446					1,720	78.2
	Opponent	22	598-1524	.392	391-568	.688			924-42.0	441					1,606	73.0
1964-65	Florida	25	658-1386	.475	510-712	.716			1041-41.6	585					1,826	73.0
	Opponent	25	528-1342	.393	574-707	.724			708-28.3	537					1,568	62.7
1965-66	Florida	26	682-1674	.407	491-751	.654			1342-51.6	520					1,855	71.3
	Opponent	26	653-1575	.415	434-636	.682			1058-40.7	524					1,740	66.9
1966-67	Florida	25	732-1627	.450	467-652	.716			1275-51.0	508-23					1,931	77.2
	Opponent	25	581-1419	.409	475-681	.698			849-34.0	450-24					1,637	65.5
1967-68	Florida	25	742-1784	.416	484-671	.721			1319-52.8	517-29	262				1,968	78.7
	Opponent	25	690-1639	.421	484-682	.710			1058-42.3	478-20	236				1,864	74.6
1968-69	Florida	27	820-1856	.442	453-638	.710			1345-49.8	467-21	404				2,093	77.5
	Opponent	27	739-1806	.409	427-580	.736			1095-40.6	480-16	347				1,905	70.6
1969-70	Florida	26	751-1819	.412	411-598	.687			1196-46.0	505-24	262				1,913	73.6
	Opponent	26	787-1844	.426	474-669	.709			1311-50.4	427-14	310				2,048	78.8
1970-71	Florida	26	730-1724	.423	447-631	.708			1141-43.9	468	335	339			1,907	73.3
	Opponent	26	764-1638	.466	438-631	.694			1104-42.5	465	332	367			1,966	75.6
1971-72	Florida	25	776-1723	.450	434-675	.643			1204-48.2	559-29					1,986	79.4
	Opponent	25	712-1541	.462	528-810	.652			1094-43.8	527-26					1,952	78.1
1972-73	Florida	26	793-1814	.437	325-486	.669			1197-46.0	516-16	455	378			1,911	73.5
	Opponent	26	818-1753	.467	357-515	.693			1078-41.5	502-17	414	396			1,933	74.3
1973-74	Florida	26	787-1642	.479	419-556	.754			991-38.1	563-16	438	466	167		1,993	76.7
	Opponent	26	790-1704	.464	389-536	.726			988-38.0	545-23	286	453	138		1,969	75.7
1974-75	Florida	28	917-1878	.488	456-596	.765			1072-38.3	641-28	422	421	154		2,290	81.8
	Opponent	28	887-1780	.498	501-707	.709			1064-38.0	558-17	412	486	112		2,275	81.3
1975-76	Florida	26	821-1760	.466	459-608	.755			1123-43.2	622-40	402		64	107	2,101	80.8
	Opponent	26	801-1710	.468	428-652	.656			1023-39.3	566-21	336		91	106	2,030	78.1
1976-77	Florida	26	832-1615	.515	444-636	.698			1001-38.5	598-28	436	414	54	167	2,108	81.1
	Opponent	26	756-1614	.468	468-692	.676			959-36.9	587	342	428	60	128	1,980	76.2
1977-78	Florida	27	796-1636	.487	461-660	.698			1029-38.1	592-24	364	481	103	166	2,053	76.0
	Opponent	27	780-1624	.480	454-639	.710			924-34.2	613-25	320	481	60	207	2,014	74.6
1978-79	Florida	27	816-1683	.485	358-531	.674			973-36.0	599-23	328		104	160	1,990	73.7
	Opponent	27	803-1644	.488	445-635	.701			991-36.7	531-23	354		64	196	2,053	76.0
1979-80	Florida	28	774-1599	.484	380-579	.656			879-31.4	575-24	349		68	205	1,928	68.9
	Opponent	28	889-1738	.512	432-611	.707			1029-36.8	588-21	394		65	235	2,210	78.9
1980-81	Florida	28	742-1489	.498	440-644	.683			906-32.4	585-29	339	453	56	182	1,924	68.7
	Opponent	28	815-1674	.487	444-645	.688			965-34.5	589-19	320	359	73	215	2,074	74.1
1981-82	Florida	27	720-1438	.501	405-580	.698			770-28.5	563-19	373	493	84	177	1,845	68.3
	Opponent	27	742-1470	.505	438-611	.717			840-31.1	532-21	345	438	64	235	1,922	71.2
1982-83	Florida	31	877-1709	.513	505-734	.688			1090-35.2	579-21	424	518	111	207	2,260	72.9
	Opponent	31	882-1854	.476	460-646	.712			975-31.5	641-31	349	428	76	249	2,227	71.8
1983-84	Florida	29	797-1608	.496	435-654	.665			975-33.6	507-16	253	391	42	116	2,029	70.0
	Opponent	29	790-1649	.479	336-502	.669			952-32.8	598-22	262	440	48	103	1,916	66.1



## YEAR-BY-YEAR TEAM STATS

SEASON		G	FG-FGA	FG%	FT-FTA	FT%	3FG-FGA	3-PT%	REB-AVG	PF-DQ	A	TO	BLK	ST	PTS	AVG
1984-85	Florida	30	896-1856	.483	419-628	.667			1141-38.0	556-13	465	373	77	172	2,211	73.7
	Opponent	30	841-1796	.468	365-539	.677			1038-34.6	584-20	447	412	66	177	2,047	68.2
1985-86	Florida	33	951-1971	.482	414-600	.690			1061-32.2	596-23	457	342	100	228	2,316	70.2
	Opponent	33	898-1813	.495	407-598	.681			1120-33.9	573-22	478	482	95	130	2,203	66.8
1986-87	Florida	34	1081-2246	.481	506-716	.707	196-449	.437	1280-37.6	646-23	688	421	145	273	2,864	84.2
	Opponent	34	917-2054	.446	501-721	.695	109-313	.348	1284-37.8	657-19	490	584	91	179	2,444	71.9
1987-88	Florida	35	959-2058	.466	510-788	.647	131-332	.395	1279-36.5	558-9	633	426	168	278	2,559	73.1
	Opponent	35	915-2122	.431	396-593	.668	156-440	.355	1323-37.8	689-32	541	497	75	203	2,382	68.1
1988-89	Florida	34	950-1891	.502	592-916	.646	94-308	.305	1265-37.2	603-16	523	582	132	208	2,586	76.1
	Opponent	34	973-2199	.442	448-655	.684	203-521	.390	1208-35.5	787-34	452	443	78	309	2,597	76.4
1989-90	Florida	28	735-1574	.467	313-494	.634	115-337	.341	941-33.6	547-31	368	457	111	233	1,898	67.8
	Opponent	28	727-1587	.458	469-646	.726	106-291	.364	969-34.6	495-5	359	387	62	249	2,029	72.5
1990-91	Florida	28	757-1627	.465	424-649	.653	118-318	.371	975-34.8	542-9	392	483	82	251	2,056	73.4
	Opponent	28	770-1679	.459	438-611	.717	143-377	.379	1026-36.6	588-21	437	470	95	238	2,121	75.8
1991-92	Florida	33	856-1896	.451	424-618	.686	125-363	.344	1104-33.5	619-10	419	470	112	244	2,261	68.5
	Opponent	33	802-1857	.432	456-698	.653	129-392	.329	1270-38.5	591-15	393	515	105	220	2,189	66.3
1992-93	Florida	28	783-1721	.455	339-534	.635	153-391	.391	1014-36.2	549-12	413	406	115	251	2,058	73.5
	Opponent	28	720-1617	.445	400-591	.677	135-374	.361	1038-37.1	513-11	335	472	101	202	1,975	70.5
1993-94	Florida	37	985-2170	.454	611-867	.705	196-545	.360	1478-39.9	683-7	529	591	145	305	2,777	75.1
	Opponent	37	894-2178	.410	494-747	.661	232-748	.310	1246-33.7	718-23	473	579	124	285	2,514	67.9
1994-95	Florida	30	761-1682	.452	523-731	.715	133-370	.359	1167-38.9	568-12	415	471	95	205	2,178	72.6
	Opponent	30	721-1727	.417	415-616	.674	200-577	.347	975-32.5	630-24	425	422	123	234	2,057	68.6
1995-96	Florida	28	701-1647	.426	312-470	.664	143-454	.315	969-34.6	529-11	391	415	105	202	1,869	66.8
	Opponent	28	721-1639	.440	390-575	.678	142-443	.321	1062-37.9	497-9	409	426	103	220	1,974	70.5
1996-97	Florida	30	762-1695	.450	442-630	.702	254-680	.374	1047-34.9	589-11	404	492	111	224	2,220	74.0
	Opponent	30	758-1738	.436	467-688	.679	198-585	.338	1055-35.2	565-9	435	462	91	252	2,181	72.7
1997-98	Florida	29	764-1725	.443	395-598	.661	285-712	.400	1038-35.8	625-25	429	536	131	270	2,208	76.1
	Opponent	29	749-1711	.438	478-736	.649	158-460	.343	1125-38.8	571-16	373	556	97	253	2,134	73.6
1998-99	Florida	31	832-1758	.473	535-761	.703	289-762	.379	1108-35.7	613-14	495	556	119	311	2,488	80.3
	Opponent	31	777-1818	.427	425-660	.644	197-580	.340	1077-34.7	673-18	436	596	105	267	2,176	70.2
1999-00	Florida	37	1104-2299	.480	628-885	.710	266-732	.363	1452-39.2	750-12	611	607	141	365	3,102	83.8
	Opponent	37	899-2138	.420	516-807	.639	234-713	.328	1258-34.0	797-37	493	723	130	258	2,548	68.9
2000-01	Florida	31	849-1764	.481	555-761	.729	256-668	.383	1145-36.9	589-10	538	451	114	271	2,509	80.9
	Opponent	31	763-1817	.420	372-585	.636	183-607	.301	1070-34.5	640-13	419	510	88	206	2,081	67.1
2001-02	Florida	31	892-1899	.470	479-687	.697	232-658	.353	1203-38.8	581-10	519	463	141	307	2,495	80.5
	Opponent	31	722-1776	.407	420-614	.684	200-601	.333	1070-34.5	601-11	431	569	89	224	2,064	66.6
2002-03	Florida	33	883-1856	.476	431-613	.703	287-735	.390	1149-34.8	559-3	542	438	131	249	2,484	75.3
	Opponent	33	795-1877	.424	346-531	.652	192-584	.329	1112-33.7	576-6	474	494	110	204	2,128	64.5
2003-04	Florida	31	829-1719	.482	462-616	.750	249-661	.377	1081-34.9	586-14	492	454	98	200	2,369	76.4
	Opponent	31	746-1797	.415	445-662	.672	212-649	.327	1056-34.1	591-11	445	417	98	228	2,149	69.3
2004-05	Florida	32	844-1751	.482	506-716	.707	244-626	.390	1186-37.1	598-8	475	444	146	228	2,438	76.2
	Opponent	32	715-1745	.410	411-616	.667	179-566	.316	1003-31.3	635-17	340	479	83	212	2,020	63.1
2005-06	Florida	39	1061-2120	.500	641-862	.744	289-738	.392	1402-35.9	735-10	650	561	207	297	3,052	78.3
	Opponent	39	902-2263	.399	442-665	.665	232-730	.318	1260-32.3	623-10	432	605	107	287	2,478	63.5
2006-07	Florida	40	1125-2138	.526	646-936	.690	297-727	.409	1504-37.6	626-6	614	565	194	266	3,193	79.8
	Opponent	40	938-2303	.407	422-639	.660	206-722	.285	1164-29.1	773-10	430	510	99	287	2,504	62.6
2007-08	Florida	36	1029-2108	.488	461-658	.701	272-749	.363	1297-36.0	583-11	629	453	111	223	2,791	77.5
	Opponent	36	906-2038	.445	391-593	.659	230-674	.341	1144-31.8	637-14	473	485	111	240	2,433	67.6
2008-09	Florida	36	1018-2134	.477	444-641	.693	294-802	.367	1234-34.3	576-7	605	434	97	294	2,774	77.1
	Opponent	36	900-2027	.444	379-606	.625	248-707	.351	1221-33.9	601-10	461	543	117	228	2,427	67.4
2009-10	Florida	34	890-2006	.444	472-671	.703	203-648	.313	1265-37.2	501-5	479	423	94	243	2,455	72.2
	Opponent	34	841-1952	.431	367-540	.680	209-643	.325	1170-34.4	584-7	439	465	135	243	2,258	66.4
2010-11	Florida	37	968-2083	.465	498-744	.669	233-661	.352	1384-37.4	545-0	521	452	131	221	2,667	72.1
	Opponent	37	871-2074	.420	387-576	.672	214-689	.311	1180-31.9	677-23	421	461	117	227	2,343	63.3
2011-12	Florida	37	976-2106	.463	499-700	.713	357-939	.380	1321-35.7	575-6	551	410	124	233	2,808	75.9
	Opponent	37	875-2067	.423	428-618	.693	226-661	.342	1217-32.9	666-17	451	464	110	189	2,404	65.0
2012-13	Florida	37	960-2010	.478	422-623	.677	300-794	.378	1297-35.1	518-8	540	414	120	265	2,642	71.4
	Opponent	37	725-1897	.382	369-567	.651	193-623	.310	1117-30.2	593-7	369	523	96	217	2,012	54.4
2013-14	Florida	39	945-2056	.460	582-871	.668	255-711	.359	1385-35.5	611-8	509	431	118	274	2,727	69.9
	Opponent	39	806-2004	.402	434-626	.693	207-628	.330	1191-30.5	739-17	386	526	120	219	2,253	57.8
2014-15	Florida	33	766-1763	.434	351-553	.635	218-674	.323	1095-33.2	558-10	431	409	118	228	2,101	63.7
	Opponent	33	673-1648	.408	464-623	.745	170-519	.328	1058-32.1	521-8	348	452	130	182	1,982	60.1
2015-16	Florida	36	930-2184	.426	559-864	.647	258-809	.319	1427-39.9	700-15	481	405	153	235	2,677	74.4
	Opponent	36	868-2109	.412	510-752	.678	233-679	.343	1364-37.9	732-25	413	471	126	192	2,479	68.9
2016-17	Florida	36	953-2119	.450	620-851	.729	278-776	.358	1334-37.1	662-10	451	431	172	271	2,804	77.9
	Opponent	36	849-2072	.410	498-705	.706	198-649	.305	1266-35.2	748-22	347	535	101	199	2,394	66.5
2017-18	Florida	34	893-2065	.432	483-673	.718	308-832	.370	1198-35.2	591-6	445	334	164	237	2,577	75.8
	Opponent	34	832-1946	.4												

# THOUSAND-POINT SCORERS



## 1. Ronnie Williams, Queens, N.Y. (1980-84) | 2,090

The only player in Florida history to lead the team in scoring in four-straight years... A four-time All-SEC choice according to AP and UPI... Scored 1,000 points quicker than any other Gator, reaching the milestone at the 9:33 mark of the first half in his 50th game... Holds the school record for points (2,090), minutes per game (35.43), field goals made (772) and free throws made (546)... Participated in 1981 National Sports Festival... A 1984 second-round draft choice of the Boston Celtics.


SEASON	G	FGM-FGA	PCT	3PT-ATT	FT-FTA	PCT	REB	AVG	TP	AVG
1980-81	28	216-374	.578		114-187	.610	253	9.0	546	19.4
1981-82	27	218-365	.597		139-191	.728	222	8.2	575	21.3
1982-83	28	184-317	.580		154-213	.723	245	8.8	522	18.6
1983-84	27	154-263	.586		139-194	.716	234	8.7	447	16.6
<b>TOTALS</b>	<b>110</b>	<b>772-1319</b>	<b>.585</b>		<b>546-785</b>	<b>.696</b>	<b>954</b>	<b>8.7</b>	<b>2090</b>	<b>19.0</b>



## 2. Kenny Boynton, Pompano Beach, Fla. (2009-13) | 2,033

Three-time All-SEC performer... Named second-team All-SEC as a senior in 2013... Earned first-team All-SEC honors as a junior in 2012... Also garnered second-team All-SEC accolades as a sophomore in 2011 after being named to the SEC All-Freshman team in 2010... Became the second player in Florida history to hit over 100 3-pointers in a season with 110 in 2012... UF's leading scorer his freshman and junior seasons... Florida's all-time leader in 3-pointers made and attempted, minutes played and games started and second in games played... Ranked 10th on the school's career assists list when his career ended... Ranks sixth all-time in the SEC in 3-pointers made... Part of two outright SEC championship teams and three straight Elite Eight appearances in the NCAA Tournament.

SEASON	GP-GS	MP	FGM-FGA	PCT	3PT-ATT	PCT	FT-FTA	PCT	REB	AVG	A	TO	BS	ST	PF-DQ	TP	AVG
2009-10	34-33	1117	165-439	.376	72-245	.294	74-99	.747	87	2.6	92	68	6	37	53-1	476	14.0
2010-11	37-36	1218	169-439	.385	80-242	.331	107-130	.823	54	1.5	98	53	9	32	49-0	525	14.2
2011-12	37-36	1169	187-425	.440	110-270	.407	104-138	.754	97	2.6	100	52	1	28	39-0	588	15.9
2012-13	37-37	1169	145-368	.394	71-221	.321	83-101	.822	110	3.0	101	48	3	31	31-0	444	12.0
<b>Totals</b>	<b>145-142</b>	<b>4673</b>	<b>666-1671</b>	<b>.399</b>	<b>333-978</b>	<b>.340</b>	<b>368-468</b>	<b>.786</b>	<b>348</b>	<b>2.4</b>	<b>391</b>	<b>221</b>	<b>19</b>	<b>128</b>	<b>172-1</b>	<b>2033</b>	<b>14.0</b>



## 3. Andrew Moten, Quincy, Fla. (1983-87) | 1,930

Named the 1983-84 SEC Freshman Player of the Year... Two-time All-SEC selection according to AP and three-time selection by UPI... Was a member of the 1985 SEC Tournament Team... Sixth in career steals with 165 and third in field goals attempted (1,572)... Was a New Jersey Nets fourth-round draft choice in 1987.

SEASON	G	FGM-FGA	PCT	3P-ATT	PCT	FTM-FTA	PCT	REB	AVG	TP	AVG
1983-84	29	130-307	.423			84-119	.706	90	3.1	344	11.9
1984-85	30	185-409	.452			129-169	.763	123	4.1	499	16.6
1985-86	33	214-448	.478			131-173	.757	129	3.9	559	16.9
1986-87	33	182-408	.446	61-137	.445	103-144	.715	109	3.3	528	16.0
<b>TOTALS</b>	<b>125</b>	<b>711-1572</b>	<b>.452</b>	<b>61-137</b>	<b>.445</b>	<b>447-605</b>	<b>.739</b>	<b>451</b>	<b>3.6</b>	<b>1930</b>	<b>15.4</b>



## 4. Udonis Haslem, Miami, Fla. (1998-2002) | 1,781

The first player in UF history to play on four consecutive NCAA Tournament teams... Only the second player in UF history to be named to one of the first three Associated Press All-America teams (joining Neal Walk)... The first player in school history to be named All-SEC by the league coaches four times (First Team in 2002 and 2001, Third Team in 2000 and 1999)... Ranks in the top 10 at UF in 11 career categories... One of two players in school history to score 1,700 or more points and grab 800 rebounds... Did not miss a game in his career, seeing action in 130 games and finishing his career with 99 consecutive starts... Had 99 double-figure scoring games, including 26 20-point contests... Had 28 double-figure rebounding games and 25 double-doubles.


SEASON	GP-GS	MP	FGM-FGA	PCT	3PT-ATT	PCT	FT-FTA	PCT	REB	AVG	A	TO	BS	ST	PF-DQ	TP	AVG
1998-99	31-26	660	117-194	.603	0-2	.000	93-157	.592	154	5.0	24	83	21	22	101-4	327	10.5
1999-00	37-37	830	169-292	.579	0-0	.000	99-155	.639	189	5.1	33	74	29	31	113-3	437	11.8
2000-01	31-31	870	188-315	.597	0-0	.000	146-206	.709	232	7.5	31	73	31	26	100-2	522	16.8
2001-02	31-31	876	159-283	.562	0-1	.000	177-255	.694	256	8.3	51	74	39	28	95-3	495	16.0
<b>TOTALS</b>	<b>130-125</b>	<b>3236</b>	<b>633-1084</b>	<b>.584</b>	<b>0-3</b>	<b>.000</b>	<b>515-773</b>	<b>.666</b>	<b>831</b>	<b>6.4</b>	<b>139</b>	<b>304</b>	<b>120</b>	<b>107</b>	<b>409-12</b>	<b>1781</b>	<b>13.7</b>



## 5. Erving Walker, Brooklyn, N.Y. (2008-12) | 1,777

Reached the 1,000-point mark on Jan. 8, 2011, as Gators defeated Ole Miss at the O'Connell Center... Named second-team All-SEC in 2010, 2011 and 2012 after earning SEC All-Freshman recognition in 2009... Florida's leading scorer as a junior with a 14.6 average... Also finished his career as the Gators' all-time leader in assists and minutes played (since passed in minutes played by Kenny Boynton)... Part of UF's 2011 SEC Championship team and helped the team to two Elite Eight runs in the NCAA Tournament.

SEASON	GP-GS	MP	FGM-FGA	PCT	3PT-ATT	PCT	FT-FTA	PCT	REB	AVG	A	TO	BS	ST	PF-DQ	TP	AVG
2008-09	36-6	869	116-267	.434	70-167	.419	62-79	.785	53	1.5	86	54	0	36	61-1	364	10.1
2009-10	34-33	1119	124-366	.339	67-193	.347	112-138	.812	113	3.3	166	85	1	45	68-0	427	12.6
2010-11	37-37	1212	153-372	.411	79-205	.385	154-198	.778	109	2.9	125	87	0	41	56-0	539	14.6
2011-12	37-37	1158	134-340	.394	69-190	.363	110-135	.815	106	2.9	170	76	0	37	56-0	447	12.1
<b>TOTALS</b>	<b>144-113</b>	<b>4358</b>	<b>527-1345</b>	<b>.392</b>	<b>285-755</b>	<b>.377</b>	<b>438-550</b>	<b>.796</b>	<b>381</b>	<b>2.6</b>	<b>547</b>	<b>302</b>	<b>1</b>	<b>159</b>	<b>241-1</b>	<b>1777</b>	<b>12.3</b>




## 6. Stacey Poole, Jacksonville, Fla. (1989-93) | 1,678

A 1992-93 AP Honorable Mention All-American and consensus first-team All-SEC selection... At the conclusion of his career, ranked third on Florida's all-time scoring list... Scored in double-figures in 88 career games and hit for 20-plus points 33 times during his career... One of college basketball's greatest comeback stories, as he rebounded from two torn Achilles tendons and a torn knee ligament during his career... One of 66 collegiate players invited to Pan-Am Trials in 1991... A former McDonald's High School All-American Dream Team pick... Graduated from the University of Florida with a degree in Sociology in May of 1993... First overall selection in first round of the CBA Draft (Hartford) in 1993.

SEASON	G	FGM-FGA	PCT	3PT-ATT	PCT	FT-FTA	PCT	REB	AVG	TP	AVG
1988-89											
		— Medical Redshirt —									
1989-90	28	127-281	.452	0-7	.000	26-52	.500	121	4.3	280	10.0
1990-91	28	157-328	.479	0-2	.000	51-75	.680	154	5.5	365	13.0
1991-92	33	254-537	.473	0-3	.000	81-120	.675	240	7.3	589	17.8
1992-93	27	192-432	.444	0-3	.000	60-94	.638	173	6.4	444	16.4
<b>TOTALS</b>	<b>116</b>	<b>730-1578</b>	<b>.463</b>	<b>0-15</b>	<b>.000</b>	<b>218-341</b>	<b>.639</b>	<b>688</b>	<b>5.9</b>	<b>1678</b>	<b>14.5</b>

# THOUSAND-POINT SCORERS



## 7. Dwayne Schintzius, Brandon, Fla. (1986-90) | 1,624

An All-American selection as deemed by AP, UPI and The Sporting News in 1989... Only player in SEC history to score over 1,000 points, grab 800 rebounds, deal 250 assists and block 250 shots... Led the 1988-89 Gators in scoring (18.0) and rebounding (9.7)... Member of Florida's first SEC Championship team (1988-89)... A 1990 first-round draft choice of the San Antonio Spurs (24th pick overall).


SEASON	G	FGM-FGA	PCT	3PT-ATT	PCT	FT-FTA	PCT	REB	AVG	TP	AVG
1986-87	34	161-366	.440	0-0	.000	48-65	.739	206	6.1	370	10.9
1987-88	35	224-456	.491	1-5	.200	54-74	.730	228	6.5	503	14.4
1988-89	30	220-422	.521	2-6	.333	99-140	.707	290	9.7	541	18.0
1989-90	11	90-163	.552	0-8	.000	30-38	.790	105	9.6	210	19.1
<b>TOTALS</b>	<b>110</b>	<b>695-1407</b>	<b>.494</b>	<b>3-19</b>	<b>.158</b>	<b>231-317</b>	<b>.752</b>	<b>829</b>	<b>7.5</b>	<b>1624</b>	<b>14.8</b>



## 8. Neal Walk, Miami, Fla. (1966-69) | 1,600

Became the first All-American in UF history... Received that honor in 1968 and '69... Only Gator to have number retired (#41)... Chosen All-SEC according to AP, UPI and Coaches' squad in 1968 and '69... Among career records are: scoring average (20.8 ppg), rebounds (1,181), rebound average (15.3)... Hit 18 free throws against LSU to set a then-school record... Played in the NBA for eight years with Phoenix, New Orleans and the New York Knickerbockers... Was first-round NBA selection (second pick overall) by Phoenix in 1969.

SEASON	G	FGM-FGA	PCT	3PT-ATT	FTM-FTA	PCT	REB	AVG	TP	AVG
1966-67	25	109-210	.519		70-97	.722	206	8.2	288	11.5
1967-68	25	239-507	.471		185-244	.758	494	19.8	663	26.5
1968-69	27	224-465	.482		201-278	.723	481	17.8	649	24.0
<b>TOTALS</b>	<b>77</b>	<b>572-1182</b>	<b>.484</b>		<b>456-619</b>	<b>.737</b>	<b>1181</b>	<b>15.3</b>	<b>1600</b>	<b>20.8</b>



## 9. Gene Shy, Akron, Ohio (1972-76) | 1,573

Leading scorer for the Gators in 1975 and '76... Selected to Pan-Am trials in 1975... Member of the 1976 All-SEC team (AP) and '76 UPI squad... Led the SEC in free throw percentage in 1976 (84.4)... Most Valuable Player for UF in 1975... Missed just two games in his career... A 10th-round 1976 NBA Draft pick by the New York Knickerbockers.


SEASON	G	FGM-FGA	PCT	3PT-ATT	FTM-FTA	PCT	REB	AVG	TP	AVG
1972-73	25	110-256	.430		49-74	.662	161	6.4	269	10.8
1973-74	25	180-389	.463		85-117	.726	209	8.4	445	17.8
1974-75	28	192-402	.478		58-74	.784	205	7.3	442	15.8
1975-76	26	157-368	.427		103-122	.844	140	5.4	417	16.0
<b>TOTALS</b>	<b>104</b>	<b>639-1415</b>	<b>.452</b>		<b>295-387</b>	<b>.762</b>	<b>715</b>	<b>6.9</b>	<b>1573</b>	<b>15.1</b>



## 10. Matt Bonner, Concord, N.H. (1999-2003) | 1,570

Earned All-SEC honors each of his final three seasons, earning Third-Team honors in 2001, Second-Team honors in 2002 and eventually First-Team honors by both the Associated Press and Coaches in 2003... Honorable mention All-America by the AP twice... Two-time winner of the Verizon Academic All-American of the Year Award and a three-time Academic All-America honoree... Played in 131 games, more than any other player in school history at that time... Drafted by the Chicago Bulls in the 2nd Round of the 2003 NBA Draft.

SEASON	GP-GS	MP	FGM-FGA	PCT	3PT-ATT	PCT	FT-FTA	PCT	REB	AVG	A	TO	BS	ST	PF-DQ	TP	AVG
1999-00	36-0	485	66-150	.440	16-56	.286	26-30	.867	115	3.2	15	22	9	11	65-2	174	4.8
2000-01	31-17	883	150-292	.514	40-105	.381	71-107	.664	238	7.7	46	51	13	25	66-0	411	13.3
2001-02	31-31	876	182-355	.513	46-124	.371	74-93	.796	224	7.2	48	49	22	23	59-0	484	15.6
2002-03	33-33	1037	182-357	.510	63-133	.474	74-104	.733	201	6.1	49	54	20	35	70-1	501	15.2
<b>TOTALS</b>	<b>131-81</b>	<b>3284</b>	<b>580-1154</b>	<b>.503</b>	<b>165-418</b>	<b>.395</b>	<b>245-334</b>	<b>.734</b>	<b>778</b>	<b>5.9</b>	<b>158</b>	<b>176</b>	<b>64</b>	<b>94</b>	<b>260-3</b>	<b>1,570</b>	<b>12.0</b>



## 11. Eugene McDowell, Cross City, Fla. (1981-85) | 1,565

A three-time AP All-SEC choice and one-time UPI and Coaches' SEC choice... Set a then school record in field goal percentage (64.6) to lead the SEC in 1983 and was third in the nation... Named to All-SEC frosh squad in '82... Played on the gold medal South squad at the National Sports Festival in Indianapolis, Ind... Started every game while in uniform for UF... Played professionally overseas... A third-round NBA Draft selection by Milwaukee in 1985.

SEASON	G	FGM-FGA	PCT	3PT-ATT	FTM-FTA	PCT	REB	AVG	TP	AVG
1981-82	27	112-212	.528		42-81	.519	238	8.8	266	9.9
1982-83	31	203-314	.646		105-175	.600	263	8.5	511	16.5
1983-84	29	150-244	.615		61-119	.513	267	9.2	361	12.4
1984-85	30	177-305	.580		73-131	.557	295	9.8	427	14.2
<b>TOTALS</b>	<b>117</b>	<b>642-1075</b>	<b>.597</b>		<b>281-506</b>	<b>.555</b>	<b>1063</b>	<b>9.1</b>	<b>1565</b>	<b>13.4</b>



## 12. Bob Emrick, Ashland, Ky. (1953-57) | 1,544

Florida's all-time leading scorer until Neal Walk in the late 1960s... Was a two-time All-SEC selection (AP) in 1955 and '56... Captain of the 1956 and '57 clubs... Earned four letters.

SEASON	G	FGM-FGA	PCT	3PT-ATT	FTM-FTA	PCT	REB	AVG	TP	AVG
1953-54	22	140-332	.422		80-104	.769	201	9.1	360	16.4
1954-55	22	130-370	.351		132-185	.714	232	10.5	392	17.8
1955-56	23	126-325	.388		158-203	.778	239	10.4	410	17.8
1956-57	24	116-297	.391		144-181	.796	197	8.2	382	15.9
<b>TOTALS</b>	<b>91</b>	<b>512-1324</b>	<b>.386</b>		<b>514-673</b>	<b>.764</b>	<b>869</b>	<b>9.5</b>	<b>1544</b>	<b>17.0</b>



# THOUSAND-POINT SCORERS



## 13. Anthony Roberson, Saginaw, Mich. (2002-05) | 1,505

One of the most dangerous scorers in UF history, Roberson totaled over 1,500 points in just three years in a Gator uniform... A First Team All-SEC selection both his sophomore and junior seasons while earning AP Honorable Mention All-America honors each year as well... Finished second in UF history in 3-pointers made (now fifth) and set a then-single season UF record with 99 treys in 2003-04... The runner-up for SEC Player of the Year his junior season... His 17.9 points per game during his sophomore year at the time were the most ever by a Billy Donovan-coached player... Led the Gators in scoring in both 2003-04 and 2004-05... Topped the Gators in 3-pointers made each of his three years at Florida... Declared for the NBA Draft after his junior season.


SEASON	GP-GS	MP	FGM-FGA	PCT	3PT-ATT	PCT	FT-FTA	PCT	REB	AVG	A	TO	BS	ST	PF-DQ	TP	AVG
2002-03	33-13	844	141-345	.409	74-190	.389	50-61	.820	81	2.5	61	49	1	34	48-0	406	12.3
2003-04	30-29	937	180-390	.462	99-233	.425	79-92	.859	89	3.0	108	66	3	34	64-2	538	17.9
2004-05	32-32	951	193-423	.456	94-242	.388	81-90	.900	65	2.0	77	56	3	22	51-0	561	17.5
<b>TOTALS</b>	<b>95-74</b>	<b>2732</b>	<b>514-1158</b>	<b>.444</b>	<b>267-665</b>	<b>.402</b>	<b>210-243</b>	<b>.864</b>	<b>235</b>	<b>2.5</b>	<b>246</b>	<b>171</b>	<b>7</b>	<b>90</b>	<b>163-2</b>	<b>1505</b>	<b>15.8</b>



## 14. Chandler Parsons, Casselberry, Fla. (2007-2011) | 1,452

Became the first Gator to win SEC Player of the Year honors in 2011 and was also an AP All-American honorable mention his senior season... Went over the 1,000-point mark in the 2010 SEC Tournament opener against Auburn... The only man in UF history to register two true buzzer-beaters, hitting a 75-foot prayer to beat North Carolina State and hitting a spot-up three-pointer to beat South Carolina three weeks later.


SEASON	GP-GS	MP	FGM-FGA	PCT	3PT-ATT	PCT	FT-FTA	PCT	REB	AVG	A	TO	BS	ST	PF-DQ	TP	AVG
2007-08	36-0	774	103-218	.472	35-108	.330	52-83	.627	143	4.0	51	36	8	18	60-1	293	8.1
2008-09	36-28	937	128-278	.460	37-123	.301	39-70	.557	204	5.7	64	50	14	38	85-1	332	9.2
2009-10	34-18	1054	141-286	.493	38-106	.358	100-151	.662	233	6.8	88	67	5	39	70-0	420	12.3
2010-11	36-35	1229	153-323	.480	43-117	.368	54-97	.557	279	7.8	136	81	15	34	67-0	407	11.3
<b>Totals</b>	<b>142-81</b>	<b>3964</b>	<b>527-1105</b>	<b>.476</b>	<b>153-454</b>	<b>.339</b>	<b>245-401</b>	<b>.601</b>	<b>859</b>	<b>6.1</b>	<b>339</b>	<b>234</b>	<b>42</b>	<b>129</b>	<b>282-2</b>	<b>1452</b>	<b>10.2</b>



## 15. Dan Cross, Carbondale, Ill. (1991-95) | 1,451

A two-time First-Team All-SEC selection (1994 and 1995)... Also a two-time AP All-America Honorable Mention (1994 and '95)... Named to 1994 NCAA Tournament All-East Regional Team, as he played a key role on Florida's first Final Four Team... Scored in double-figures in 72 career games... Led Florida in scoring as a junior and senior... Over the course of his career, had 13 game-sealing performances (FGs, FTs, steals)... During senior year made a UF-record 31 straight free throws, including record 16-16 at Kentucky. In that contest vs. Kentucky, scored a career-high 30 points... Finished eighth in scoring in 1997-98 for the CBAs Connecticut Pride.

SEASON	G	FGM-FGA	PCT	3PT-ATT	PCT	FTM-FTA	PCT	REB	AVG	TP	AVG
1991-92	33	57-125	.456	18-43	.419	54-83	.651	60	1.8	186	5.6
1992-93	28	50-88	.568	6-15	.400	39-61	.639	64	2.3	145	5.2
1993-94	37	179-371	.482	55-124	.444	168-203	.828	144	3.9	581	15.7
1994-95	30	168-421	.399	53-141	.376	150-178	.843	107	3.6	539	18.0
<b>TOTALS</b>	<b>128</b>	<b>454-1005</b>	<b>.452</b>	<b>132-323</b>	<b>.409</b>	<b>411-525</b>	<b>.783</b>	<b>375</b>	<b>2.9</b>	<b>1451</b>	<b>11.3</b>



## 16. Andy Owens, Tampa, Fla. (1967-70) | 1,445

An Academic All-America selection in 1970... Two-time Academic All-SEC... Was named to the Helms Foundation All-American list in '70... The all-time single-season scoring average leader (27.0 in 1969-70)... Earned All-SEC honors (AP & UPI) in 1968 and '70 respectively... Played in the American Basketball Association with the New Orleans Bucs... An NCAA Post-Graduate Scholarship recipient.


SEASON	G	FGM-FGA	PCT	3PT-ATT	FTM-FTA	PCT	REB	AVG	TP	AVG
1967-68	24	120-260	.462		101-121	.835	171	7.1	341	14.2
1968-69	27	173-366	.473		82-114	.788	230	8.5	428	15.8
1969-70	25	257-526	.489		162-201	.806	228	9.1	676	27.0
<b>TOTALS</b>	<b>76</b>	<b>550-1152</b>	<b>.477</b>		<b>345-426</b>	<b>.809</b>	<b>629</b>	<b>8.3</b>	<b>1445</b>	<b>19.0</b>



## 17. David Lee, St. Louis, Mo. (2001-05) | 1,436

A four-year letterwinner, Lee earned All-SEC honors in both his junior and senior seasons... He earned a spot on the All-SEC Tournament team in 2005 after pulling down a UF SEC Tournament-record 17 boards against Kentucky in the title game, helping the Gators to their first tournament championship... Hit 58.1 percent from the floor for his career and played in four straight NCAA Tournaments... Averaged a double-double in SEC play his senior year... A first-round pick of the New York Knicks in 2005, signed with the Golden State Warriors in 2010.

SEASON	GP-GS	MP	FGM-FGA	PCT	3PT-ATT	PCT	FT-FTA	PCT	REB	AVG	A	TO	BS	ST	PF-DQ	TP	AVG
2001-02	31-0	557	84-145	.579	0-0	.000	50-91	.549	145	4.7	32	53	21	20	46-0	218	7.0
2002-03	33-33	866	149-230	.648	0-0	.000	73-117	.624	224	6.8	61	61	48	24	76-1	371	11.2
2003-04	31-30	851	150-255	.588	0-2	.000	112-145	.772	212	6.8	88	64	16	35	83-3	412	13.3
2004-05	32-32	897	160-305	.525	0-4	.000	115-161	.714	288	9.0	70	85	24	34	76-1	435	13.6
<b>TOTALS</b>	<b>127-95</b>	<b>3171</b>	<b>543-935</b>	<b>.581</b>	<b>0-6</b>	<b>.000</b>	<b>350-514</b>	<b>.681</b>	<b>869</b>	<b>6.8</b>	<b>251</b>	<b>263</b>	<b>109</b>	<b>113</b>	<b>281-5</b>	<b>1436</b>	<b>11.3</b>




## 18. Dwayne Davis, St. Petersburg, Fla. (1987-91) | 1,426

Finished collegiate career with best field-goal percentage in Florida history (.641, 572-of-892)... A three-time All-SEC selection (First team as a senior, second team as a junior, third team as a sophomore)... Over career posted 31 double-doubles and scored in double-figures in 69 games... Hit 72.2 percent of his shots as a sophomore which set the SEC single-season record for field-goal percentage and was also the second-best, single-season percentage in NCAA history... Member of Florida's first SEC Championship team in 1988-89.

SEASON	G	FGM-FGA	PCT	3PT-ATT	PCT	FTM-FTA	PCT	REB	AVG	TP	AVG
1987-88	35	88-147	.599	0-1	.000	44-91	.483	165	4.7	220	6.2
1988-89	33	179-248	.722	0-1	.000	81-142	.570	309	9.4	439	13.3
1989-90	28	139-229	.607	0-0	.000	66-112	.589	239	8.5	344	12.3
1990-91	28	166-268	.619	0-0	.000	91-152	.599	208	7.4	423	15.1
<b>TOTALS</b>	<b>124</b>	<b>572-892</b>	<b>.641</b>	<b>0-2</b>	<b>.000</b>	<b>282-497</b>	<b>.567</b>	<b>921</b>	<b>7.4</b>	<b>1426</b>	<b>11.5</b>

# THOUSAND-POINT SCORERS



## 19. Craig Brown, Steelton, Pa. (1990-94) | 1,419

Team Captain, Most Valuable Player and Most Inspirational Player of Florida's first NCAA Tournament Final Four Team (1994)...Culminated career as Florida's all-time leader in 3-point field goals made (186; now tied for 10th), while also setting a then-school record for 3-pointers in a season with 89 in 1993-94...Named Most Outstanding Player of the NCAA Tournament's East Regional in 1994...Tied school record for double-figure scoring games in a season (33) in 1993-94...Scored in double-figures in 78 of his 122 career games...Former Coach Lon Kruger's first signee at Florida...Earned a gold medal on the USA's Junior World Championship Team in summer of 1991...Played in the CBA in 1995.

SEASON	G	FGM-FGA	PCT	3PT-ATT	PCT	FTM-FTA	PCT	REB	AVG	TP	AVG
1990-91	24	72-174	.414	27-65	.415	39-51	.765	72	3.0	210	8.8
1991-92	33	127-298	.426	19-66	.288	82-108	.759	109	3.3	355	10.8
1992-93	28	107-247	.433	51-118	.432	41-60	.683	90	3.2	306	10.9
1993-94	37	191-417	.458	89-206	.432	77-93	.828	181	4.9	548	14.8
<b>TOTALS</b>	<b>122</b>	<b>497-1136</b>	<b>.438</b>	<b>186-455</b>	<b>.409</b>	<b>239-312</b>	<b>.766</b>	<b>452</b>	<b>3.7</b>	<b>1419</b>	<b>11.6</b>



## 20. Brett Nelson, St. Albans, W. Va., (1999-2003) | 1,417

Florida's second all-time leader in 3-pointers made at the conclusion of his career with 274 (now fourth)...All-SEC selection in both his sophomore and junior seasons, while earning All-America honors as a sophomore in 2001...Held the UF then-record for consecutive games with a three-pointer (33)...Two-time winner of Florida's Most Improved Player Award.

SEASON	GP-GS	MP	FGM-FGA	PCT	3PT-ATT	PCT	FT-FTA	PCT	REB	AVG	A	TO	BS	ST	PF-DQ	TP	AVG
1999-00	37-0	691	102-243	.420	49-113	.434	46-54	.852	57	1.5	110	102	6	60	71-0	299	8.1
2000-01	31-28	967	161-358	.450	81-179	.453	72-90	.800	85	2.7	133	80	12	59	80-0	475	15.3
2001-02	31-29	960	154-393	.392	98-248	.395	48-57	.842	70	2.3	101	75	14	59	84-3	454	14.6
2002-03	30-20	684	60-203	.296	46-149	.309	23-28	.821	50	1.7	62	44	4	20	54-0	189	6.3
<b>TOTALS</b>	<b>129-77</b>	<b>3302</b>	<b>477-1197</b>	<b>.398</b>	<b>274-689</b>	<b>.398</b>	<b>189-229</b>	<b>.825</b>	<b>262</b>	<b>2.0</b>	<b>406</b>	<b>301</b>	<b>36</b>	<b>198</b>	<b>289-3</b>	<b>1417</b>	<b>11.0</b>



## 21. Tony Miller, Garrett, Ind. (1970-73) | 1,382

Led the SEC in scoring in '72 (26.7)...Scored the most points ever by a Gator in a single game with 54 against Chicago State (Feb. 29, 1972)...A '72 All-SEC choice by AP...A two-time Academic All-SEC selection...Known for his work ethic...An NCAA Post-Graduate Scholarship recipient.


SEASON	G	FGM-FGA	PCT	3PT-ATT	FTM-FTA	PCT	REB	AVG	TP	AVG
1970-71	26	155-354	.438		117-153	.765	68	2.6	427	16.4
1971-72	19	195-432	.451		117-158	.740	85	4.5	507	26.7
1972-73	26	181-426	.425		86-115	.748	77	3.0	448	17.2
<b>TOTALS</b>	<b>71</b>	<b>531-1212</b>	<b>.438</b>		<b>320-426</b>	<b>.751</b>	<b>231</b>	<b>3.3</b>	<b>1382</b>	<b>19.5</b>



## 22. Dametri Hill, St. Petersburg, Fla. (1992-96) | 1,376

Gained national notoriety from his baby jump hook shot dubbed "Da Meat Hook"...One of only 14 players in UF history to score more than 1,350 points and collect over 575 rebounds...Appeared in 110 games, with 94 starts...Appeared in 96 consecutive games to end his career...Scored in double figures 77 times and put up double-figure efforts on the boards 13 times...Recorded 12 double-doubles...Led UF in scoring 32 times and rebounding 34 times.

SEASON	G	FGM-FGA	PCT	3PT-ATT	PCT	FTM-FTA	PCT	REB	AVG	TP	AVG
1992-93	16	5-15	.333	0-0	.000	7-11	.636	9	0.6	17	1.1
1993-94	37	178-347	.513	0-2	.000	113-172	.657	183	4.9	469	12.7
1994-95	29	155-295	.525	7-23	.304	81-118	.686	170	5.9	398	13.7
1995-96	28	184-376	.489	14-44	.318	110-164	.671	218	7.8	492	17.6
<b>TOTALS</b>	<b>110</b>	<b>522-1033</b>	<b>.505</b>	<b>21-69</b>	<b>.304</b>	<b>311-465</b>	<b>.669</b>	<b>580</b>	<b>5.3</b>	<b>1376</b>	<b>12.5</b>



## 23. Livingston Chatman, Lakeland, Fla. (1987-91) | 1,341

SEC Tournament Most Valuable Player in 1989 after scoring 70 points in three games and leading the Gators to the finals of the tourney for the first time since 1934...A freshman All-America selection (AP five-man Freshman All-American Team)...Scored in double figures in 71 career games...Key player in Florida's SEC Championship team (1988-89).

SEASON	G	FGM-FGA	PCT	3PT-ATT	PCT	FTM-FTA	PCT	REB	AVG	TP	AVG
1987-88	31	146-313	.466	0-0	.000	97-150	.646	199	6.4	389	12.5
1988-89	34	202-408	.495	0-6	.000	143-224	.638	216	6.3	547	16.0
1989-90	10	48-109	.440	0-3	.000	30-47	.638	70	7.0	126	12.6
1990-91	26	112-227	.493	0-2	.000	55-100	.550	145	5.6	279	10.7
<b>TOTALS</b>	<b>101</b>	<b>508-1057</b>	<b>.480</b>	<b>0-11</b>	<b>.000</b>	<b>325-521</b>	<b>.624</b>	<b>630</b>	<b>6.2</b>	<b>1341</b>	<b>13.3</b>



## 24. Alex Tyus, St. Louis, Mo. (2007-2011) | 1,333

Tyus went over the 1,000-point mark on March 12, 2010 against Mississippi State in the SEC Tournament...Started each of the final 106 appearances of his career...Became the 11th player since 2000 to register at least 19 points and 17 rebounds in an NCAA Tournament game, reaching those numbers in the Sweet 16 vs. BYU in 2011...At the end of his career, tied for second all-time with Chandler Parsons with 142 games played and never fouled out...Also finished as career top-10 Gator in starts (106), blocks (115) and dunks (146).

SEASON	GP-GS	MP	FGM-FGA	PCT	3PT-ATT	PCT	FT-FTA	PCT	REB	AVG	A	TO	BS	ST	PF-DQ	TP	AVG
2007-08	36-0	458	68-126	.540	0-0	.000	19-35	.543	93	2.6	11	19	23	4	38-0	155	4.3
2008-09	36-36	944	195-330	.591	0-0	.000	61-89	.685	222	6.2	24	42	28	17	65-0	451	12.5
2009-10	34-34	966	164-326	.503	4-10	.400	69-101	.683	234	6.9	15	53	35	17	54-0	401	11.8
2010-11	36-36	903	133-266	.500	2-6	.333	58-92	.630	222	6.2	30	50	29	16	64-0	326	9.1
<b>Totals</b>	<b>142-106</b>	<b>3271</b>	<b>560-1048</b>	<b>.534</b>	<b>6-16</b>	<b>.367</b>	<b>207-317</b>	<b>.635</b>	<b>771</b>	<b>5.5</b>	<b>80</b>	<b>164</b>	<b>115</b>	<b>54</b>	<b>221-0</b>	<b>1333</b>	<b>9.4</b>



## 25. Joe Hobbs, Sheridan, Ind. (1955-58) | 1,331

A two-time first-team All-SEC selection...Named to the All-SEC Coaches' team in 1957...A Helms Foundation All-American in 1958...A ninth-round 1958 NBA Draft selection by Minneapolis.

SEASON	G	FGM-FGA	PCT	3PT-ATT	FTM-FTA	PCT	REB	AVG	TP	AVG
1955-56	23	161-381	.423		54-68	.794	109	4.7	376	16.3
1956-57	24	182-445	.409		89-104	.856	74	3.1	453	18.9
1957-58	21	202-467	.434		98-114	.859	87	4.1	502	23.9
<b>TOTALS</b>	<b>68</b>	<b>545-1293</b>	<b>.422</b>		<b>241-286</b>	<b>.843</b>	<b>270</b>	<b>3.9</b>	<b>1331</b>	<b>19.6</b>

# THOUSAND-POINT SCORERS



## 26. Andrew DeClercq, Clearwater, Fla. (1991-95) | 1,309

A four-time All-Southeastern Conference selection (All-SEC Freshman Team, Second Team All-SEC as a sophomore, Third Team All-SEC as a junior, First Team All-SEC as a senior)...Also named Academic All-SEC in 1995...A member of the 1994 USA Goodwill Games team...Named to 1994 NCAA Tournament All-East Regional Team, as he played a key role on Florida's first Final Four team... Notched 23 career double-doubles, while having 61 career games with double-figure points and 34 career games with double-figure rebounds...A 1995 second-round draft selection by Golden State who spent 11 years in the NBA.

SEASON	G	FGM-FGA	PCT	3PT-ATT	PCT	FTM-FTA	PCT	REB	AVG	TP	AVG
1991-92	33	117-231	.506	0-0	.000	57-87	.655	203	6.2	291	8.8
1992-93	28	118-208	.567	0-0	.000	59-101	.584	198	7.1	295	10.5
1993-94	37	129-237	.544	1-3	.333	68-104	.654	292	7.9	327	8.8
1994-95	30	138-270	.511	5-15	.333	115-159	.723	265	8.8	396	13.2
<b>TOTALS</b>	<b>128</b>	<b>502-946</b>	<b>.531</b>	<b>6-18</b>	<b>.333</b>	<b>299-451</b>	<b>.663</b>	<b>958</b>	<b>7.5</b>	<b>1309</b>	<b>10.2</b>



## 27. Patric Young, Jacksonville, Fla. (2010-14) | 1,307

A three-year starter and two-time second-team All-SEC honoree, Young also became the first three-time winner of the SEC Scholar-Athlete of the Year award...Also named an AP All-American, CoSIDA Academic All-American, the SEC Defensive Player of the Year and the NABC Pete Newell Big Man of the Year as a senior...Played every game in his four-year career, becoming the second Gator to play in 150 games (Walter Hodge, 151)...Also finished his career in UF's all-time top 10 in blocked shots, field goal percentage, minutes and games started... Notable off-court honors include the SEC Brad Davis Community Service Leader of the Year and UF's Ben Hill Griffin Award.

SEASON	GP-GS	MP	FGM-FGA	PCT	3PT-ATT	PCT	FT-FTA	PCT	REB	AVG	A	TO	BS	ST	PF-DQ	TP	AVG
2010-11	37-2	658	50-90	.556	0-0	.000	26-37	.703	139	3.8	12	25	31	21	73-0	126	3.4
2011-12	37-32	980	162-262	.618	0-0	.000	54-91	.593	238	6.4	41	57	30	18	99-3	378	10.2
2012-13	37-36	981	153-261	.586	0-0	.000	68-139	.489	232	6.3	32	56	58	34	85-2	374	10.1
2013-14	39-37	1025	171-316	.541	0-0	.000	87-146	.596	240	6.2	30	49	41	25	101-3	429	11.0
<b>TOTALS</b>	<b>150-107</b>	<b>3644</b>	<b>536-929</b>	<b>.577</b>	<b>0-0</b>	<b>.000</b>	<b>235-416</b>	<b>.569</b>	<b>849</b>	<b>5.7</b>	<b>115</b>	<b>187</b>	<b>160</b>	<b>98</b>	<b>358-8</b>	<b>1307</b>	<b>8.7</b>



## 28. Greg Stolt, Huntsville, Ala. (1995-99) | 1,303

A three-time SEC Academic Honor Roll selection, graduating in May of 1999... Received the 1999 Doug Belden Award, presented by the University Athletic Association to the top graduating student-athlete for academic achievement, athletic achievement, community involvement and leadership... Named co-captain with Eddie Shannon for his senior season, the first team captains under head coach Billy Donovan... Scored in double figures in 71 games... One 30-point game to his credit and 10 20-point games... Seven double-doubles... Led UF in scoring 20 times and rebounding 18 times... As a senior led the SEC in 3-point field goal percentage (.438)... Led UF in scoring in the NCAA Tournament (15.7) and postseason (16.0).

SEASON	G	FGM-FGA	PCT	3PT-ATT	PCT	FTM-FTA	PCT	REB	AVG	TP	AVG
1995-96	28	69-174	.397	41-114	.360	21-25	.840	92	3.3	200	7.1
1996-97	30	126-289	.436	64-155	.413	100-118	.847	183	6.1	416	13.9
1997-98	29	120-261	.460	60-131	.458	47-59	.797	133	4.6	347	12.0
1998-99	31	117-245	.478	78-178	.438	28-42	.667	102	3.3	340	11.0
<b>TOTALS</b>	<b>118</b>	<b>432-969</b>	<b>.446</b>	<b>243-578</b>	<b>.420</b>	<b>196-244</b>	<b>.803</b>	<b>510</b>	<b>4.3</b>	<b>1303</b>	<b>11.0</b>



## 29. Matt Walsh, Holland, Pa. (2002-05) | 1,301

One of the most dangerous 3-point shooters in school history, Walsh scored over 1,300 points in only three years at UF... Hit over 42 percent from 3-point range two of his three years at UF... Left UF ranked fifth in both 3-pointers made and attempted (now eighth in both)... Earned Second-Team All-SEC honors in both his sophomore and junior years... Twice earned National Player of the Week honors, including his first week as a collegiate athlete when he scored 26 points in his very first game... The MVP of the 2005 SEC Tournament after scoring 26 points in the Gators' victory over Kentucky in the title game, their first SEC Tournament Championship... Declared for the NBA Draft after his junior season.


SEASON	GP-GS	MP	FGM-FGA	PCT	3PT-ATT	PCT	FT-FTA	PCT	REB	AVG	A	TO	BS	ST	PF-DQ	TP	AVG
2002-03	33-33	965	128-274	.467	60-139	.432	88-119	.739	156	4.7	101	96	12	50	77-0	404	12.2
2003-04	31-31	1026	152-342	.444	63-182	.346	122-148	.824	150	4.8	86	94	8	47	74-0	489	15.8
2004-05	28-26	837	126-278	.453	69-162	.426	87-106	.821	102	3.6	85	69	7	28	51-1	408	14.6
<b>TOTALS</b>	<b>92-90</b>	<b>2828</b>	<b>406-894</b>	<b>.454</b>	<b>192-483</b>	<b>.398</b>	<b>297-373</b>	<b>.796</b>	<b>410</b>	<b>4.5</b>	<b>272</b>	<b>259</b>	<b>27</b>	<b>125</b>	<b>202-1</b>	<b>1301</b>	<b>14.1</b>



## 30. KeVaughn Allen, Little Rock, Ark. (2015-present) | 1,297

Earned All-SEC honors as a sophomore, first-team coaches and second-team AP... Earned NCAA All-East Regional honors in 2017, as he scored 35 points in the Gators' overtime win vs. Wisconsin in the Sweet 16... Twice named to the All-Tournament team at the Gators' Thanksgiving tournaments, first in the 2016 AdvoCare Invitational in Orlando and then in the 2017 PK80 in Portland... Entering his senior year, Allen's .875 free throw percentage is the No. 1 career mark in Florida history.

SEASON	GP-GS	MP	FGM-FGA	PCT	3PT-ATT	PCT	FT-FTA	PCT	REB	AVG	A	TO	BS	ST	PF-DQ	TP	AVG
2015-16	36-34	978	134-336	.399	51-162	.315	99-117	.846	97	2.7	57	35	5	41	56-0	418	11.6
2016-17	36-36	1028	168-384	.438	78-211	.370	91-103	.883	86	2.4	53	46	10	45	56-0	505	14.0
2017-18	34-29	1066	119-330	.361	59-180	.328	77-85	.906	82	2.4	82	44	16	34	49-0	374	11.0
<b>TOTALS</b>	<b>106-99</b>	<b>3072</b>	<b>421-1050</b>	<b>.401</b>	<b>188-553</b>	<b>.340</b>	<b>267-305</b>	<b>.875</b>	<b>265</b>	<b>2.5</b>	<b>192</b>	<b>125</b>	<b>31</b>	<b>120</b>	<b>161-0</b>	<b>1297</b>	<b>12.2</b>




## 31. Vernon Delancy, Miami, Fla. (1980-84) | 1,291

Scored 38 points against Alabama in his freshman year to post the highest outing in the nation by a freshman that year... Named to SEC All-Freshman team in 1981... A 1984 third-round NBA Draft pick by Milwaukee.

SEASON	G	FGM-FGA	PCT	3PT-ATT	FTM-FTA	PCT	REB	AVG	TP	AVG
1980-81	28	192-354	.542		113-144	.785	139	5.0	497	17.8
1981-82	17	65-143	.447		45-58	.776	51	3.0	175	10.3
1982-83	28	145-301	.482		71-103	.689	82	2.9	361	12.9
1983-84	29	107-212	.505		44-67	.657	101	3.5	258	8.9
<b>TOTALS</b>	<b>102</b>	<b>509-1010</b>	<b>.504</b>		<b>273-372</b>	<b>.734</b>	<b>373</b>	<b>3.7</b>	<b>1291</b>	<b>12.7</b>




# THOUSAND-POINT SCORERS



## 32. Chip Williams, Dunedin, Fla. (1972-75) | 1,246

First-team All-SEC choice (AP & UPI) in '74...Second-team All-SEC choice in '73...Third-team All-SEC by UPI and AP honors in '75...Led team in scoring in '74...Grabbed 775 career rebounds, averaging 10.2 per game...Inducted into University of Florida Hall of Fame in April of 1995.

SEASON	G	FGM-FGA	PCT	3PT-ATT	FTM-FTA	PCT	REB	AVG	TP	AVG
1972-73	25	168-353	.476		76-110	.691	303	12.1	412	16.5
1973-74	23	199-357	.557		75-96	.781	255	11.1	473	20.6
1974-75	28	151-293	.515		59-84	.702	217	7.8	361	12.9
<b>TOTALS</b>	<b>76</b>	<b>518-1003</b>	<b>.516</b>		<b>210-290</b>	<b>.724</b>	<b>775</b>	<b>10.2</b>	<b>1246</b>	<b>16.4</b>



## 33. Kenyan Weaks, Concord, N.C. (1996-2000) | 1,234

One of the most prolific 3-point shooters in school history, who developed into a complete player during his four-year career...Scored in double figures 60 times, including 14 20-point games and a 31-point game vs. Auburn in the 1998 SEC Tournament...Started 65 games in his career...Tied UF single-season school record with 2.25 steals per game (Dwayne Davis in 1990-91) as a junior...As a sophomore, set a UF record by shooting .508 from 3-point range. It was the fifth best mark in SEC history (now sixth), led the SEC and also ranked fifth nationally.

SEASON	G	FGM-FGA	PCT	3PT-ATT	PCT	FTM-FTA	PCT	REB	AVG	TP	AVG
1996-97	28	105-217	.484	36-91	.396	15-30	.500	72	2.6	261	9.3
1997-98	26	122-238	.513	61-120	.508	26-33	.788	124	4.8	331	12.7
1998-99	24	101-218	.463	45-118	.381	24-28	.857	81	3.4	271	11.3
1999-00	37	131-250	.524	56-135	.415	53-59	.898	99	2.7	371	10.0
<b>TOTALS</b>	<b>115</b>	<b>459-923</b>	<b>.497</b>	<b>198-464</b>	<b>.427</b>	<b>118-150</b>	<b>.787</b>	<b>376</b>	<b>3.3</b>	<b>1234</b>	<b>10.7</b>



## 34(t). Corey Brewer, Portland, Tenn. (2004-07) | 1,225

One of the most versatile players in UF history, Brewer had the quickest defensive hands in the SEC while averaging in double-figures each of his final two years...He was selected the Most Outstanding Player at the 2007 Final Four, guiding the Gators to their second-straight national title...The 2006 SEC co-Defensive Player of the Year...Earned All-SEC honors both his sophomore and junior years and was an Honorable Mention AP All-American in 2007...The seventh overall pick in the 2007 NBA Draft by the Minnesota Timberwolves...Won an NBA title with the Dallas Mavericks in 2011.


SEASON	GP-GS	MP	FGM-FGA	PCT	3PT-ATT	PCT	FT-FTA	PCT	REB	AVG	A	TO	BS	ST	PF-DQ	TP	AVG
2004-05	32-32	791	87-169	.515	17-39	.436	50-86	.581	110	3.4	63	52	13	46	73-1	241	7.5
2005-06	39-37	1095	171-365	.468	42-120	.350	110-143	.769	186	4.8	128	108	16	61	97-4	494	12.7
2006-07	37-37	1053	169-356	.478	40-119	.336	112-155	.723	173	4.7	109	90	15	69	72-1	490	13.2
<b>TOTALS</b>	<b>108-106</b>	<b>2949</b>	<b>426-889</b>	<b>.479</b>	<b>99-278</b>	<b>.356</b>	<b>272-384</b>	<b>.708</b>	<b>469</b>	<b>4.3</b>	<b>300</b>	<b>250</b>	<b>44</b>	<b>176</b>	<b>242-6</b>	<b>1225</b>	<b>11.3</b>



## 34(t). Malcolm Cesare, Hicksville, N.Y. (1975-79) | 1,225

A 1979 Third-Team All-SEC selection...Finished his career as one of the top rebounders and shot-blockers in UF history at the time...A fourth-round NBA Draft pick by Phoenix in 1979.

SEASON	G	FGM-FGA	PCT	3PT-ATT	FTM-FTA	PCT	REB	AVG	TP	AVG
1975-76	26	93-191	.487		30-41	.732	142	5.5	216	8.3
1976-77	26	98-210	.467		40-54	.741	121	4.7	236	9.1
1977-78	27	126-255	.494		66-103	.641	181	6.7	318	11.7
1978-79	27	185-338	.547		85-112	.759	187	6.9	455	16.9
<b>TOTALS</b>	<b>106</b>	<b>502-994</b>	<b>.504</b>		<b>221-310</b>	<b>.713</b>	<b>631</b>	<b>6.0</b>	<b>1225</b>	<b>11.6</b>



## 36. Hans Tanzler, Jacksonville, Fla. (1946-50) | 1,221

A 1950 Third-Team All-SEC AP choice...Led team in scoring in 1948 (13.2)...Captain of the 1949-50 squad...A former mayor of Jacksonville.

SEASON	G	FGM-FGA	PCT	3PT-ATT	FTM-FTA	PCT	REB	AVG	TP	AVG
1946-47	26	112			58				282	10.8
1947-48	25	135			60				330	13.2
1948-49	26	115			76				306	11.8
1949-50	23	111-338	.328		81-107	.757			303	13.2
<b>TOTALS</b>	<b>100</b>	<b>473</b>			<b>275</b>				<b>1221</b>	<b>12.2</b>

Other figures not available.



## 37. Dorian Finney-Smith, Portsmouth, Va. (2013-16) | 1,220

The first 1,000-point scorer in Florida history who transferred in, coming to UF after playing at Virginia Tech as a freshman...2014 SEC Sixth Man of the Year on UF's Final Four team...Also helped the 2013-14 squad post a perfect 18-0 SEC record, win the SEC Tournament, and post school records with 36 wins and a 30-game win streak...UF's leading rebounder all three seasons and the team's leading scorer his final two seasons...Earned second-team All-SEC honors his junior and senior seasons...The only player to post a 20/15 road game during Billy Donovan's tenure, going for 22 points and 15 rebounds in Florida's overtime win at Arkansas on Jan. 11, 2014...Scored 1,429 career points including his season at Virginia Tech.

SEASON	GP-GS	MP	FGM-FGA	PCT	3PT-ATT	PCT	FT-FTA	PCT	REB	AVG	A	TO	BS	ST	PF-DQ	TP	AVG
2013-14	37-2	955	105-284	.370	39-133	.293	74-115	.643	247	6.7	76	61	16	16	80-2	323	8.7
2014-15	28-24	782	137-290	.472	49-115	.426	44-75	.587	174	6.2	44	54	24	32	74-4	367	13.1
2015-16	36-36	1143	169-387	.368	71-193	.368	121-165	.733	300	8.3	75	68	29	33	78-2	530	14.7
<b>TOTALS</b>	<b>101-62</b>	<b>2880</b>	<b>411-961</b>	<b>.428</b>	<b>159-441</b>	<b>.361</b>	<b>239-355</b>	<b>.673</b>	<b>721</b>	<b>7.1</b>	<b>195</b>	<b>183</b>	<b>69</b>	<b>81</b>	<b>232-8</b>	<b>1220</b>	<b>12.1</b>

# THOUSAND-POINT SCORERS



## 38. Taurean Green, Ft. Lauderdale, Fla. (2004-07) | 1,174

One of the great point guards in UF history, he played in 111 games in three years without fouling out once. . . An All-SEC selection both his sophomore and junior years and an Honorable Mention AP All-American in 2007. . . The MVP of the 2006 SEC Tournament and the Most Outstanding Player in the 2007 NCAA Midwest Regional. . . His 184 assists as a sophomore are the fourth-highest single-season total in school history, while his .856 career clip from the free-throw line is second-best in school history. . . Drafted in the second round of the 2007 NBA Draft by the Portland Trail Blazers.

SEASON	GP-GS	MP	FGM-FGA	PCT	3PT-ATT	PCT	FT-FTA	PCT	REB	AVG	A	TO	BS	ST	PF-DQ	TP	AVG
2004-05	32-0	606	33-89	.371	16-47	.340	42-54	.778	31	1.0	69	51	1	31	51-0	124	3.9
2005-06	39-39	1302	130-355	.366	88-229	.384	171-193	.886	115	2.9	184	124	5	51	63-0	519	13.3
2006-07	40-40	1318	154-347	.444	82-202	.406	141-166	.849	96	2.4	147	107	1	42	60-0	531	13.3
<b>TOTALS</b>	<b>111-79</b>	<b>3201</b>	<b>317-791</b>	<b>.401</b>	<b>186-478</b>	<b>.389</b>	<b>350-409</b>	<b>.856</b>	<b>238</b>	<b>2.1</b>	<b>397</b>	<b>273</b>	<b>7</b>	<b>124</b>	<b>174-0</b>	<b>1174</b>	<b>10.5</b>



## 39. Nick Calathes, Casselberry, Fla. (2007-2009) | 1,170

Calathes was the eighth-fastest Gator ever to reach the 1,000-point club. . . He was the fastest Gator to 1,000 points since Ronnie Williams did so 27 years earlier. . . A First-Team All-SEC selection as a sophomore in 2008-09, Calathes became the first Florida player to score 30 points in a game twice in one season since Anthony Roberson in 2005. . . Led the team in scoring and assists both years on campus. . . Named the 2007-08 SEC Newcomer of the Year and broke UF's assists and assists per game marks for the second-straight season in '08-09. . . Declared for the NBA Draft after his sophomore season.


SEASON	GP-GS	MP	FGM-FGA	PCT	3PT-ATT	PCT	FT-FTA	PCT	REB	AVG	A	TO	BS	ST	PF-DQ	TP	AVG
2007-08	36-36	1174	175-411	.426	58-158	.367	144-199	.724	187	5.2	221	104	3	58	76-0	552	15.3
2008-09	36-35	1200	205-425	.482	73-187	.390	135-191	.707	192	5.3	231	119	6	68	69-0	618	17.2
<b>TOTALS</b>	<b>72-71</b>	<b>2374</b>	<b>380-836</b>	<b>.455</b>	<b>131-345</b>	<b>.380</b>	<b>279-390</b>	<b>.715</b>	<b>379</b>	<b>5.3</b>	<b>452</b>	<b>223</b>	<b>9</b>	<b>126</b>	<b>145-0</b>	<b>1170</b>	<b>16.3</b>



## 40. Eddie Shannon, West Palm Beach, Fla. (1995-99) | 1,168

A four-year starter. . . Named co-captain with Greg Stolt prior to his senior season, the first team captains under head coach Billy Donovan. . . Named the 1999 Frontier Most Courageous player for demonstrating extraordinary courage beyond the playing floor. . . Had a prosthetic right eye fitted on Oct. 15, 1998 after having damaged parts of his eye removed on Sept. 5th, 1998. . . Scored in double figures 59 times in his career. . . Led UF in scoring 17 times during his career and led UF in assists in 63 games. . . Had nine career 20-point game. . . Had 18 assists and just three turnovers in NCAA Tournament action and 31 assists with eight turnovers in postseason action.

SEASON	G	FGM-FGA	PCT	3PT-ATT	PCT	FTM-FTA	PCT	REB	AVG	TP	AVG
1995-96	28	94-253	.372	23-81	.284	30-42	.714	58	2.1	241	8.6
1996-97	30	124-290	.428	36-117	.308	113-145	.779	101	3.4	397	13.2
1997-98	29	111-269	.413	40-124	.323	73-108	.676	99	3.4	335	11.6
1998-99	29	61-122	.500	19-55	.345	54-72	.750	75	2.6	195	6.7
<b>TOTALS</b>	<b>116</b>	<b>390-934</b>	<b>.418</b>	<b>118-377</b>	<b>.313</b>	<b>270-367</b>	<b>.736</b>	<b>333</b>	<b>2.9</b>	<b>1168</b>	<b>10.1</b>



## 41. Al Bonner, Pensacola, Fla. (1974-78) | 1,157

A Third-Team All-SEC selection in '77 (UPI). . . A three-time Academic All-SEC choice. . . Led the SEC in free-throw percentage in '77 (86.3).

SEASON	G	FGM-FGA	PCT	3PT-ATT	FTM-FTA	PCT	REB	AVG	TP	AVG
1974-75	27	54-121	.446		25-33	.758	98	3.6	133	4.9
1975-76	25	131-235	.557		36-46	.783	177	7.1	298	11.9
1976-77	26	154-265	.581		82-95	.863	144	5.5	390	15.0
1977-78	27	138-297	.465		60-80	.750	126	4.6	336	12.4
<b>TOTALS</b>	<b>105</b>	<b>477-918</b>	<b>.519</b>		<b>203-254</b>	<b>.799</b>	<b>545</b>	<b>5.2</b>	<b>1157</b>	<b>11.0</b>



## 42. Joakim Noah, New York, N.Y. (2004-07) | 1,133

One of the most colorful characters to ever walk on the University of Florida campus, Noah was a two-time All-American at Florida, earning Honorable Mention AP honors in 2006 and Second-Team honors in 2007. . . A First Team All-SEC honoree in both 2006 and 2007. . . He was the Most Outstanding Player of both the Minneapolis Regional and the Final Four in 2006, setting an NCAA single Tournament record with 29 blocked shots, including a Championship game record (since broken) of six vs. UCLA. . . Helped the Gators to back-to-back NCAA titles. . . The ninth overall pick in the 2007 NBA Draft by the Chicago Bulls.

SEASON	GP-GS	MP	FGM-FGA	PCT	3PT-ATT	PCT	FT-FTA	PCT	REB	AVG	A	TO	BS	ST	PF-DQ	TP	AVG
2004-05	29-0	273	36-60	.600	0-0	.000	30-52	.577	72	2.5	15	17	19	6	46-2	102	3.5
2005-06	39-38	972	202-322	.627	0-1	.000	148-202	.733	278	7.1	80	76	95	44	84-3	552	14.2
2006-07	40-40	1034	173-285	.607	1-1	1.000	132-199	.663	337	8.4	90	101	72	45	90-1	479	12.0
<b>TOTALS</b>	<b>108-78</b>	<b>2279</b>	<b>408-667</b>	<b>.612</b>	<b>1-2</b>	<b>.500</b>	<b>310-453</b>	<b>.684</b>	<b>678</b>	<b>6.3</b>	<b>184</b>	<b>191</b>	<b>183</b>	<b>95</b>	<b>217-6</b>	<b>1133</b>	<b>10.4</b>



## 43. Al Horford, Puerto Plata, Dominican Republic (2004-07) | 1,123

A rock-solid presence for the Gators for three years, he started 100 of 109 career games. . . The MVP of the 2007 SEC Tournament, helping the Gators to their third straight title in the event. . . Second all-time in Florida history with 189 blocked shots. . . Second in UF history with 16 career double-doubles. . . Averaged nearly a double-double his junior year, with 13.2 points and 9.5 boards per game. . . The No. 3 overall pick in the 2007 NBA Draft by the Atlanta Hawks, the second-highest a Gator has ever been drafted.

SEASON	GP-GS	MP	FGM-FGA	PCT	3PT-ATT	PCT	FT-FTA	PCT	REB	AVG	A	TO	BS	ST	PF-DQ	TP	AVG
2004-05	32-25	730	61-127	.480	0-0	.000	57-98	.582	209	6.5	28	31	51	26	79-0	179	5.6
2005-06	39-39	1011	177-291	.608	0-2	.000	88-144	.611	295	7.6	77	74	68	40	97-2	442	11.3
2006-07	38-36	1057	186-306	.608	0-2	.000	130-202	.644	360	9.5	82	69	70	28	94-2	502	13.2
<b>TOTALS</b>	<b>109-100</b>	<b>2768</b>	<b>424-724</b>	<b>.586</b>	<b>0-4</b>	<b>.000</b>	<b>275-441</b>	<b>.624</b>	<b>864</b>	<b>7.9</b>	<b>187</b>	<b>174</b>	<b>189</b>	<b>94</b>	<b>270-4</b>	<b>1123</b>	<b>10.3</b>

# THOUSAND-POINT SCORERS



## 44. Reggie Hannah, Titusville, Fla. (1977-80) | 1,114

A 1980 Third-Team All-SEC choice (AP & UPI)... Led team in scoring as a freshman... Member of the U.S. Junior Olympic Team in 1977.

SEASON	G	FGM-FGA	PCT	3PT-ATT	FTM-FTA	PCT	REB	AVG	TP	AVG
1977-78	22	109-191	.577		81-122	.664	203	9.2	299	13.6
1978-79	27	135-253	.534		87-129	.674	231	8.6	357	13.2
1979-80	27	161-298	.540		136-193	.704	241	8.9	458	17.0
<b>TOTALS</b>	<b>76</b>	<b>405-742</b>	<b>.545</b>		<b>304-444</b>	<b>.685</b>	<b>675</b>	<b>8.9</b>	<b>1114</b>	<b>14.7</b>



## 45. Sonny Powell, Jacksonville, Fla. (1951-55) | 1,109

A Third-Team All-SEC selection (AP) in '55... Ranks fourth in career free-throws made (487).


SEASON	G	FGM-FGA	PCT	3PT-ATT	FTM-FTA	PCT	REB	AVG	TP	AVG
1951-52	24	66-225	.293		77-114	.675	80	3.3	209	8.7
1952-53	18	64-208	.308		75-105	.714	60	3.3	203	11.3
1953-54	22	88-244	.361		166-195	.851	63	2.9	342	15.5
1954-55	22	93-271	.343		169-211	.801	65	2.9	355	16.1
<b>TOTALS</b>	<b>86</b>	<b>311-948</b>	<b>.328</b>		<b>487-625</b>	<b>.779</b>	<b>268</b>	<b>3.1</b>	<b>1109</b>	<b>12.9</b>



## 46. Gary Keller, St. Petersburg, Fla. (1964-67) | 1,104

Named to the First-Team All-SEC squad (UPI) in '67... Earned AP All-SEC honors in '66 and '67... Collected Academic All-SEC honors in '67 and '68... Earned Coaches' SEC honors in '66 & '67... A 1967 sixth-round NBA Draft selection by Los Angeles.

SEASON	G	FGM-FGA	PCT	3PT-ATT	FTM-FTA	PCT	REB	AVG	TP	AVG
1964-65	25	121-242	.500		70-112	.625	247	9.9	312	12.5
1965-66	26	152-322	.472		110-197	.558	326	12.5	414	15.9
1966-67	25	143-313	.457		92-143	.643	282	11.3	378	15.1
<b>TOTALS</b>	<b>76</b>	<b>416-877</b>	<b>.474</b>		<b>272-452</b>	<b>.602</b>	<b>855</b>	<b>11.3</b>	<b>1104</b>	<b>14.5</b>



## 47. Harry Hamilton, Gainesville, Fla. (1946-49, 1950-51) | 1,102

Earned All-SEC Third-Team honors (AP) in '51... Led UF in scoring in '49 and '51.

SEASON	G	FGM-FGA	PCT	3PT-ATT	FTM-FTA	PCT	REB	AVG	TP	AVG
1946-47									123	
1947-48									287	
1948-49	26	132			63				327	12.6
1950-51	22	158-425	.372		49-75	.653	128	5.8	365	16.6
<b>TOTALS</b>	<b>97</b>	<b>476</b>			<b>150</b>				<b>1102</b>	<b>11.4</b>

Other figures not available.



## 48. Kasey Hill, Umatilla, Fla. (2013-17) | 1,087

Hill became the sixth player in SEC history to reach 1,000 points, 500 assists and 175 steals... Named to coaches second-team All-SEC and SEC All-Defensive Team as a senior... As a freshman, Hill served as the backup point guard on UF's 2014 Final Four team that went perfect in SEC play... Started every game as a senior and helped the Gators to a second-place SEC finish and back into the NCAA Tournament, making a run to the Elite Eight... At the completion of his career, Hill ranked second all-time at UF in assists, fourth in steals and 10th in games played.

SEASON	GP-GS	MP	FGM-FGA	PCT	3PT-ATT	PCT	FT-FTA	PCT	REB	AVG	A	TO	BS	ST	PF-DQ	TP	AVG
2013-14	32-8	703	57-140	.407	5-35	.143	57-86	.663	63	2.0	100	50	5	37	67-2	176	5.5
2014-15	33-32	1000	89-235	.379	8-29	.276	50-95	.526	77	2.3	149	72	8	32	66-1	236	7.2
2015-16	36-17	858	118-302	.391	19-64	.297	71-132	.538	86	2.4	120	72	11	53	87-2	326	9.1
2016-17	36-36	1041	126-311	.405	9-44	.205	88-133	.662	103	2.9	161	110	5	60	84-2	349	9.7
<b>TOTALS</b>	<b>137-93</b>	<b>3602</b>	<b>390-988</b>	<b>.395</b>	<b>41-172</b>	<b>.238</b>	<b>266-446</b>	<b>.596</b>	<b>329</b>	<b>2.4</b>	<b>530</b>	<b>304</b>	<b>29</b>	<b>182</b>	<b>304-7</b>	<b>1087</b>	<b>7.9</b>



## 49. Lee Humphrey, Maryville, Tenn. (2003-07) | 1,080

One of the deadliest shooters in NCAA history, Humphrey left school as the all-time leader in 3-pointers made in NCAA Tournament-history (47)... Was at his best on the biggest stage and knocked down 18 3-pointers in two Final Fours (10 in 2006, eight in 2007)... Hit a UF NCAA Tournament record seven 3-pointers vs. Oregon in the 2007 Elite Eight... A two-time SEC Scholar Athlete of the Year (2006 and 2007) and a two-time ESPN the Magazine Academic All-American.

SEASON	GP-GS	MP	FGM-FGA	PCT	3PT-ATT	PCT	FT-FTA	PCT	REB	AVG	A	TO	BS	ST	PF-DQ	TP	AVG
2003-04	26-11	494	34-72	.472	25-57	.439	5-9	.556	31	1.2	29	23	0	11	18-0	98	3.8
2004-05	32-6	521	52-130	.400	37-100	.370	14-21	.667	31	1.0	31	24	0	15	35-1	155	4.8
2005-06	38-32	1138	142-299	.475	113-246	.459	18-30	.600	71	1.9	72	39	0	28	43-0	415	10.9
2006-07	40-40	1214	145-305	.475	113-246	.459	9-13	.692	51	1.3	50	45	0	19	53-0	412	10.3
<b>TOTALS</b>	<b>136-88</b>	<b>3367</b>	<b>372-807</b>	<b>.461</b>	<b>288-649</b>	<b>.444</b>	<b>46-73</b>	<b>.630</b>	<b>184</b>	<b>1.4</b>	<b>176</b>	<b>131</b>	<b>0</b>	<b>73</b>	<b>149-1</b>	<b>1080</b>	<b>7.9</b>



# THOUSAND-POINT SCORERS



## 50. Walter Hodge, Guaynabo, Puerto Rico (2005-09) | 1,074

The winningest player in school history, Hodge completed his career owning back-to-back NCAA titles and SEC Tournament titles during his tenure in Gainesville...With five more wins (117) than any other player in the history of Florida basketball, the guard increased his 3-pointers made in all four seasons...Hodge left the program sinking the 10th-most three-point field goals in school history (176)...Hodge holds the record for games played by a Gator (151), and is also among the top 10 all-time in minutes played with 3,587.


SEASON	GP-GS	MP	FGM-FGA	PCT	3PT-ATT	PCT	FT-FTA	PCT	REB	AVG	A	TO	BS	ST	PF-DQ	TP	AVG
2005-06	39-8	749	53-137	.387	28-76	.368	16-24	.667	41	1.1	47	49	1	39	61-0	150	3.8
2006-07	40-3	709	79-145	.545	34-68	.500	35-55	.636	47	1.2	59	47	1	17	60-0	227	5.7
2007-08	36-36	1102	143-298	.480	55-150	.367	34-45	.756	76	2.1	103	50	1	50	82-2	375	10.4
2008-09	36-36	1026	112-247	.453	59-154	.383	39-48	.713	54	1.5	84	38	2	47	77-1	322	8.9
<b>TOTALS</b>	<b>151-83</b>	<b>3587</b>	<b>387-827</b>	<b>.468</b>	<b>176-448</b>	<b>.393</b>	<b>124-172</b>	<b>.721</b>	<b>218</b>	<b>1.4</b>	<b>293</b>	<b>184</b>	<b>5</b>	<b>153</b>	<b>280-3</b>	<b>1074</b>	<b>7.1</b>



## 51. Erik Murphy, South Kingstown, R.I. (2009-13) | 1,052

The nation's top-shooting big man from 3-point range, Murphy hit at an SEC-best .453 clip from beyond the arc as a senior on the way to first-team All-SEC honors...A two-year starter who saw his minutes and production increase throughout his career...Named to the All-SEC Tournament team as a junior and a senior and was named to the NCAA All-West Regional team as a junior...Reached the 1,000-point mark in a career-best 27-point, 12-rebound performance against LSU in the 2013 SEC Tournament...Had an ultra-efficient 10-for-10 shooting performance vs. Wisconsin on Nov. 14, 2012.

SEASON	GP-GS	MP	FGM-FGA	PCT	3PT-ATT	PCT	FT-FTA	PCT	REB	AVG	A	TO	BS	ST	PF-DQ	TP	AVG
2009-10	33-0	299	48-80	.600	0-0	-	19-30	.633	79	2.4	8	20	8	12	51-1	115	3.5
2010-11	33-1	355	54-105	.514	12-30	.400	21-28	.750	75	2.3	8	24	15	5	55-0	141	4.3
2011-12	34-32	882	131-270	.485	59-140	.421	35-43	.814	154	4.5	29	44	37	18	90-0	356	10.5
2012-13	36-34	952	164-318	.516	72-159	.453	40-51	.784	199	5.5	50	51	25	23	101-3	440	12.2
<b>TOTALS</b>	<b>136-67</b>	<b>2488</b>	<b>397-773</b>	<b>.514</b>	<b>143-329</b>	<b>.435</b>	<b>115-152</b>	<b>.757</b>	<b>507</b>	<b>3.7</b>	<b>95</b>	<b>139</b>	<b>85</b>	<b>58</b>	<b>297-4</b>	<b>1052</b>	<b>7.7</b>



## 52. Vernon Maxwell, Gainesville, Fla. (1984-88) | 1,046

A three-time All-SEC selection (AP, UPI and Coaches)...An AP 1988 Honorable Mention All-American...1988 First-Team All-SEC tournament choice...A 1988 second-round draft choice of the Denver Nuggets...Played for NBA World Champion Houston Rockets in 1994 and enjoyed a 13-year career in the NBA.

SEASON	G	FGM-FGA	PCT	3PT-ATT	FTM-FTA	PCT	REB	AVG	TP	AVG
1984-85	30	163-366	.445		72-105	.686	72	2.4	398	13.3
1985-86	33	262-566	.463		124-177	.701	147	4.5	648	19.6
<b>TOTALS</b>	<b>63</b>	<b>425-932</b>	<b>.456</b>		<b>196-282</b>	<b>.695</b>	<b>218</b>	<b>3.4</b>	<b>1046</b>	<b>16.6</b>



## 53. Chris Chiozza, Memphis, Tenn. (2014-18) | 1,025

Finished his career as the Gators' all-time assists leader and ranked fourth in steals and 10th in games played...Earned All-SEC honors as a senior, garnering first-team coaches and second-team AP honors, along with SEC All-Defensive Team accolades...Led the SEC in assist-to-turnover ratio as a senior (3.4) and a junior (2.4) and paced the conference in assists per game as a senior (6.1)...Made one of the most memorable shots in Gator history with his buzzer-beating 3-point runner to lift Florida to an overtime Sweet 16 win against Wisconsin in Madison Square Garden...Provided another one-of-a-kind moment with his pick-6 steal and layup with 0.1 seconds left to steal a comeback victory at Missouri in 2018...Posted a triple-double coming off the bench in a win vs. Missouri as a junior.

SEASON	GP-GS	MP	FGM-FGA	PCT	3PT-ATT	PCT	FT-FTA	PCT	REB	AVG	A	TO	BS	ST	PF-DQ	TP	AVG
2014-15	33-11	752	44-113	.389	21-65	.323	21-44	.477	72	2.2	72	41	1	39	54-1	130	3.9
2015-16	36-22	857	86-250	.344	41-128	.320	47-59	.797	104	2.9	156	65	2	39	82-2	260	7.2
2016-17	36-0	798	83-202	.411	30-96	.313	63-80	.788	119	3.3	135	56	0	48	79-1	259	7.2
2017-18	34-32	1088	131-314	.417	38-109	.349	76-94	.809	147	4.3	208	61	4	65	73-0	376	11.1
<b>TOTALS</b>	<b>139-65</b>	<b>3495</b>	<b>344-879</b>	<b>.391</b>	<b>130-398</b>	<b>.327</b>	<b>207-277</b>	<b>.747</b>	<b>442</b>	<b>3.2</b>	<b>571</b>	<b>223</b>	<b>7</b>	<b>191</b>	<b>288-4</b>	<b>1025</b>	<b>7.4</b>



## 54. Brooks Henderson, Coral Gables, Fla. (1962-65) — 1,001

Named to All-SEC Second-Team (AP & UPI) in '64...Earned Third-Team (AP) and second-team (UPI) honors in '65...Included on the SEC Coaches' Select Team in '65...Named a Helms Foundation All-American in '65 and was a First-Team All-SEC academic choice in 1964-65...Fifth in career free throw percentage (.830)...A 1965 fourth-round selection by Los Angeles.

SEASON	G	FGM-FGA	PCT	3PT-ATT	FTM-FTA	PCT	REB	AVG	TP	AVG
1962-63	19	80-202	.396		110-132	.833	90	4.7	270	14.2
1963-64	22	147-309	.476		87-103	.845	163	7.4	381	17.3
1964-65	25	105-222	.473		140-171	.813	112	4.5	350	14.0
<b>TOTALS</b>	<b>66</b>	<b>332-733</b>	<b>.453</b>		<b>337-406</b>	<b>.830</b>	<b>365</b>	<b>5.5</b>	<b>1001</b>	<b>15.2</b>

### Quickest Players to Reach 1,000 Points

1. Ronnie Williams, 50 games – Reached 1,000 points (1,008 total at end of game) as a sophomore in game 22 (with 9:33 remaining in the first half) vs. Tennessee, Feb. 10, 1982
2. Tony Miller, 50 games – Reached 1,000 points (1,015 total at end of game) as a junior in game 5 (with 2:29 remaining in first half) vs. LSU, Dec. 22, 1972
3. Neal Walk, 52 games – Reached 1,000 points as a junior in game 2 vs. Univ. of Miami, Dec. 7, 1968
4. Joe Hobbs, 56 games – Reached 1,000 points as a senior in game 9 vs. LSU, Jan. 6, 1958
5. Chip Williams, 57 games – Reached 1,000 points as a junior in game 9 vs. San Jose, Dec. 30, 1974
6. Bob Emrick, 58 games – Reached 1,000 points as a junior in game 14 vs. Tennessee, Feb. 4, 1956
7. Andy Owens, 59 games – Reached 1,005 points as a junior in game 8 vs. Auburn, Jan. 3, 1970
8. Nick Calathes, 60 games – Reached 1,002 points as a sophomore in game 24 vs. Kentucky, Feb. 10, 2009
9. Vernon Maxwell, 61 games – Reached 1,016 points as a sophomore in game 31 vs. SW Missouri, March 20, 1986
10. Brooks Henderson, 66 games – Reached 1,001 points as a senior in the last game of the 1964-65 season vs. Georgia, March 5, 1965

### 1,000 Points in SEC Play

1,342	Ronnie Williams	1980-84
1,306	Andrew Moten	1983-87
1,113	Neal Walk	1966-69
1,102	Stacey Poole	1989-93
1,102	Gene Shy	1972-76

# ALL-TIME RESULTS

## 1915-16 | 5-1

**Coach: C.J. McCoy** **Captain: R.K. VanCamp**

D15	Jacksonville YMCA	A	W	30	14
J25	Columbia College	A	W	18	5
F2	Kewatin (St. Aug.)	A	L	16	22
F3	St. Augustine YMCA	A	W	46	32
F4	Jacksonville YMCA	A	W	46	42
F5	Columbia College	A	W	36	25

## 1916-19

(No teams because of WWI)

## 1919-20 | 2-5

**Coach: No Coach** **Captain: C.A. Coxe**

Jacksonville YMCA	A	W	31	28
Jacksonville YMCA	A	L	31	33
Catholic Club (Jax)	A	W	28	16
Stetson	A	L	28	35
Mercer	A	L	21	30
Macon YMCA	A	L	18	64
Savannah	A	L	24	28

## 1920-21 | 5-6

**Coach: W.G. Klein** **Captain: W.M. Madison**

J15	Stetson	H	L	18	36
J22	Stetson	A	L	16	55
F5	Savannah YMCA	A	W	38	20
F6	NC State	A	W	39	18
F8	Trinity	A	L	21	49
F9	VMI	A	L	20	60
F10	Davidson	A	L	26	45
F11	Wofford	A	W	45	35
F12	Furman	A	W	37	25
F14	Macon YMCA	A	L	17	47
F15	Camp Benning	A	W	31	28

## 1921-22 | 5-5

**Coach: W.G. Klein** **Captain: C.Y. Byrd**

J15	Stetson	H	W	45	25
J21	Rollins	H	W	43	17
J26	Albany YMCA	A	L	17	27
J27	Camp Benning	A	L	13	45
J28	Mercer	A	L	26	27
J29	Savannah YMCA	A	L	22	26
J31	Jacksonville YMCA	A	L	18	43
F11	Rollins	A	W	48	29
F17	Savannah YMCA	H	W	41	18
F20	Trinity	H	W/OT	33	26

## 1922-23 | 2-5

**Coach: C.Y. Byrd** **Captain: Roland Moss**

J21	Rollins	H	W	42	21
F3	Georgia Tech	A	L	20	52
	Lynchburg	A	L	19	34
	VMI	A	W	19	15
	Richmond	A	L	25	27
	North Carolina	A	L	14	59
	NC State	A	L	18	30

## 1923-24 | 5-10

**Coach: J.L. White** **Captain: Edgar Jones**

J14	Southern	H	W	27	15
J15	Southern	H	W	26	22
J19	S. Jacksonville	H	W	30	29
J28	Stetson	H	W	19	9
J30	Miami YMCA	H	L	7	16
	NC State	A	L	24	41
	Davidson	A	L	22	24
	Georgia	A	L	24	45
	Macon YMCA	A	L	15	35
	Mercer	A	L	19	31
	Albany YMCA	A	L	13	66
F18	S. Jacksonville	A	L	31	34
	Stetson	A	L	21	25

F21	Southern	A	W	23	21
F22	Southern	A	L	23	29

## 1924-25 | 2-7

**Coach: J.L. White** **Captain: Edgar Jones**

J2	Coral Gables	A	L	23	37
J3	Coral Gables	A	L	16	36
	Seminole Canoe	H	W	27	11
F2	Mercer	A	L	16	34
	Fort Benning	A	L	27	43
	Coral Gables	H	L	29	39
F6	Seminole Canoe	A	L	26	34
F7	Seminole Canoe	H	L	21	34
F24	Southern	H	W	32	21

## 1925-26 | 7-7

**Coach: Brady Cowell** **Captain: Lamar Sarra**

J9	S. Jacksonville	A	L	25	30
J15	Rollins	A	W	48	13
J16	Stetson	A	W	24	23
J22	Ft. McPherson	H	W	34	22
J23	S. Jacksonville	H	W	46	22
J30	Seminole Canoe	H	W	39	16
F1	Rollins	H	W	38	14
F4	Cincinnati YMCA	H	L	26	42
F8	Mercer	A	L	21	26
F10	Georgia	A	L	27	55
F11	South Carolina	A	L	22	29
F13	North Carolina	A	L	6	42
F16	Havana	H	L	16	37
F18	Seminole Canoe	A	W	29	28

## 1926-27 | 6-20

**Coach: Brady Cowell** **Captain: Red Smith**

D11	Ralph's Cleaners	A	W	42	10
D16	Ralph's Cleaners	H	W	37	17
D30	Wilmington (OH)	A	L	18	46
D31	Goodyear	A	L	30	50
J1	Davis-Elkins	A	L	23	60
J3	Kentucky	A	L	36	44
J4	Ohio	A	L	29	38
J5	Cincinnati YMCA	A	L	26	60
J6	Denison	A	L	17	30
J8	Tennessee	A	L	19	22
J9	Georgia	A	W	33	32
J15	Auburn	A	L	34	51
J16	Ft. Benning	A	L	18	51
J17	Alabama	A	L	44	49
F8	Cincinnati YMCA	H	L	23	41
F9	Auburn	H	L	28	40
F9	Paris Is. Marines	H	W	41	28
	Masked Marvels	H	W	47	18
F14	Mercer	A	L	17	40
F15	Oglethorpe	A	L	28	41
F16	Clemson	A	L	17	33
F17	South Carolina	A	L	33	39
F18	South Carolina	A	L	20	37
F19	Furman	A	L	21	56
F26	Seminole Canoe	H	W	33	21
M2	Seminole Canoe	A	L	25	30

## 1927-28 | 5-16

**Coach: Brady Cowell** **Captain: Ion Walker**

J3	Olsons Swedes	H	L	28	53
J6	Georgia	H	L	35	37
J7	Georgia	H	L	30	40
J13	Auburn	H	L	23	39
J14	Auburn	H	L	33	43
J17	Southern	A	L	24	26
J21	Rollins	H	W	48	16
F1	Rollins	A	W	30	23
F3	Cincinnati YMCA	H	L	26	27
F4	Davis-Elkins	H	L	25	57
F6	South Carolina	A	W	41	31
F7	South Carolina	A	L	40	47

F8	Clemson	A	L	29	32
F9	Clemson	A	L	25	26
F10	Furman	A	L	21	44
F14	Southern	A	W	32	22
F15	Miami	H	L	39	40
F18	Alabama	A	L	31	36
F20	Alabama	A	W	29	21
F21	Auburn	A	L	28	50
F22	Auburn	A	L	29	38

## 1928-29 | 7-13

**Coach: Brady Cowell** **Captain: George Perrine**

J4	Georgia	A	L	32	48
J5	Georgia	A	L	26	45
J7	Georgia Tech	A	L	19	36
J8	Georgia Tech	A	L	26	33
J11	Clemson	H	L	23	36
J12	Clemson	H	L	21	31
J16	Southern	H	W	28	26
J21	Cincinnati YMCA	A	L	35	44
J22	Rollins	H	W	41	17
J25	Auburn	H	W	44	34
J26	Auburn	H	L	32	39
F1	NC State	H	L	19	44
F2	NC State	H	L	20	39
F11	Alabama	H	W	22	21
F12	Alabama	H	W	34	23
F15	Alabama	A	L	28	58
F16	Alabama	A	L	33	47
F17	Auburn	A	W	46	29
F18	Auburn	A	L	26	51
F19	Albany YMCA	A	W	50	45

## 1929-30 | 10-4

**Coach: Brady Cowell** **Captain: Dale Van Sickle**

J11	Georgia	H	L/OT	34	35
J15	Stetson	A	W	17	14
J17	Rollins	A	W	50	24
J18	Southern	A	W	44	31
J21	Cohen Brothers	A	W	38	26
J28	Cincinnati YMCA	H	L	26	33
J31	Stetson	H	W	40	26
F8	Rollins	H	W	44	27
F12	Clemson	A	L	28	33
F13	Clemson	A	L	20	47
F14	South Carolina	A	W	30	23
F15	South Carolina	A	W	42	17
F20	Cohen Brothers	H	W	49	26
F21	Southern	H	W	54	30

## 1930-31 | 10-9

**Coach: Brady Cowell** **Captain: Dale Waters**

J3	Atwater Kent	A	W	38	26
J6	Atwater Kent	H	W	34	16
J9	Georgia	H	L	29	32
J10	Georgia	H	L	29	49
J13	Georgia Tech	H	W	39	31
J17	Vanderbilt	H	L	25	42
J19	Vanderbilt	A	L	35	43
J28	Georgia Tech	A	L	23	32
F6	Georgia	A	L	23	38
F7	Georgia	A	L	32	33
F9	Furman	A	L	21	51
F10	South Carolina	A	W	43	27
F11	South Carolina	A	W	42	30
F16	South Carolina	H	W	63	29
F17	South Carolina	H	W	39	20
F23	Rollins	H	W	44	21
	Southern Conference Tournament, Atlanta, Ga.*				
F27	Georgia Tech*	N	W	53	48
F28	Tennessee*	N	W	33	29
F29	Kentucky*	N	L	35	56

# ALL-TIME RESULTS

## 1931-32 | 8-12

**Coach: Brady Cowell** **Captain: A.E. Emmelhainz**

J2	Stetson	A	L	25	30
J4	Waycross	H	W	66	14
J6	Sears	H	W	55	20
J9	Georgia Tech	A	L	32	41
J15	Alabama	A	L	19	32
J16	Alabama	A	L	11	26
J18	Vanderbilt	A	L	32	36
J19	Vanderbilt	A	W	43	33
J22	Auburn	A	L	26	43
J23	Auburn	A	L	21	28
F3	Rollins	A	W	34	10
F5	Clemson	H	W	36	25
F6	Clemson	H	W	36	33
F12	Georgia	H	L	33	38
F13	Georgia	H	W	47	27
F18	Georgia	A	L	20	36
F19	Georgia	A	L	20	39
F20	Georgia Tech	A	L	23	38
Southern Conference Tournament*					
F26	Duke*	N	L	22	33
F27	Maryland*	N	W	39	24

## 1932-33 | 9-5 | SEC 4-4, 4th

**Coach: Brady Cowell** **Captain: Brennan Brown**

J7	Stetson	H	W	46	38
J11	Georgia	A	L	34	37
J12	Georgia	A	W	33	32
J13	Clemson	A	W	34	28
J14	Clemson	A	W	37	33
J20	Georgia	H	W	25	22
J21	Georgia	H	W	40	39
F3	Stetson	A	W	30	18
F10	Vanderbilt	H	L	41	42
F11	Vanderbilt	H	W	43	27
F16	Albany YMCA	A	W	56	40
F17	Auburn	A	L	30	32
F18	Auburn	A	L	11	16
SEC Tournament, Atlanta, Ga.*					
F25	Kentucky*	N	L	24	48

## 1933-34 | 11-7 | SEC 4-2, 4th

**Coach: Ben Clemmons** **Captain: George Gunn**

J6	Mercer	H	W	38	24
J10	Georgia	A	W	46	20
J11	Georgia	A	L	24	32
J12	Mercer	A	W	45	39
J15	House of David	H	W	50	23
F2	Georgia	H	W	37	35
F3	Georgia	H	W	47	27
F6	Stetson	A	L	30	33
F9	Clemson	A	W	36	31
F10	Clemson	A	L	26	31
F12	South Carolina	A	L	31	51
F13	South Carolina	A	L	31	36
F16	Auburn	H	W	39	21
F17	Auburn	H	L	21	23
F19	Stetson	H	W	34	19
SEC Tournament, Atlanta, Ga.*					
F24	Kentucky*	N	W	38	32
F25	Vanderbilt*	N	W	24	23
F26	Alabama*	N	L	25	41

## 1934-35 | 8-7 | SEC 4-3, 5th

**Coach: Ben Clemmons** **Captain: Welcome Shearer**

D18	Duke	H	L	27	55
D19	Duke	H	W	40	21
J10	Georgia	A	W	29	27
J11	Georgia	A	L	30	34
J12	Mercer	A	W	39	24
J19	Stetson	A	W	40	32
J21	South Carolina	H	L	35	37
J22	South Carolina	H	L	16	28
F7	Alabama	A	L	25	27

F8	Auburn	A	W	35	25
F9	Auburn	A	L	34	39
F12	Stetson	H	L	25	40
F15	Georgia	H	W	29	25
F16	Georgia	H	W	47	45
F20	Oglethorpe	H	W	50	40

## 1935-36 | 4-11 | SEC 2-8, 11th

**Coach: Ben Clemmons** **Captain: George Smathers**

J4	Georgia Tech	N	W	36	25
J7	Stetson	H	W	27	24
J10	Mississippi State	A	L	32	51
J11	Mississippi State	A	L	22	36
J14	Stetson	A	L	23	30
J17	Georgia	H	L	28	37
J18	Georgia	H	L	32	43
F7	Georgia	A	L	32	40
F8	Georgia	A	L	22	27
F13	Wake Forest	A	L	32	34
F14	Duke	A	L	31	42
F15	Wake Forest	A	W	32	24
F17	Georgia Tech	A	L	22	39
F21	Auburn	H	L	16	32
F22	Auburn	H	W	20	13

## 1936-37 | 5-13 | SEC 1-9, 12th

**Coach: Josh Cody** **Captain: Floyd Christian**

J4	Clemson	H	W	52	36
J5	Clemson	H	L	30	31
J8	Mississippi State	H	L	25	27
J9	Mississippi State	H	L	16	33
J13	Georgia Tech	H	L	25	35
J15	Georgia	H	L	30	31
J16	Georgia	H	W	36	18
J19	Stetson	A	L	32	34
F2	Tampa	H	W	29	14
F4	Georgia St. Teachers	A	L	35	39
F5	Georgia	A	L	19	36
F6	Georgia	A	L	27	28
F8	Mercer	A	W	48	32
F12	Auburn	A	L	34	35
F13	Auburn	A	L	40	51
F15	Georgia Tech	A	L	37	43
F18	Stetson	H	W	40	33
F20	Tampa	A	L	14	29

## 1937-38 | 11-9 | SEC 3-7, 11th

**Coach: Sam McAllister** **Captain: Charlie Crejciec**

D16	Duke	H	L	25	33
D17	Duke	H	L	33	37
J4	Wofford	H	W	47	33
J7	Naval Air Station Jax	H	W	42	37
J10	Stetson	H	W	39	27
J14	Georgia	H	L	31	34
J15	Georgia	H	W	38	32
J17	Havana	H	W	45	25
F2	Albany YMCA	A	W	34	27
F4	Georgia	A	W	41	35
F5	Georgia	A	L	27	28
F8	Tampa	A	W	24	21
F11	Tampa	H	W	34	18
F14	Vanderbilt	A	L	24	59
F15	Sewanee	A	L	31	33
F16	Tennessee	A	L	28	42
F17	Georgia Tech	A	L	40	54
F22	Stetson	A	L	32	47
F25	Auburn	H	W	43	34
F26	Auburn	H	W	51	35

## 1938-39 | 9-6 | SEC 5-4, 7th

**Coach: Sam McAllister** **Captain: Game**

D16	NC State	H	L	21	54
D17	NC State	H	L	30	33
J6	Southern	H	W	62	26
J13	Georgia	H	W	26	15

J14	Georgia	H	L	18	35
J17	Stetson	A	W	32	29
F4	Georgia Tech	H	W	33	29
F6	Sewanee	H	W	33	27
F7	Sewanee	H	W	44	37
F9	Southern	A	W	38	24
F14	Georgia	A	L	32	42
F15	Georgia	A	L	18	43
F18	Stetson	H	W	28	26
F24	Auburn	A	L	38	40
F25	Auburn	A	W	31	25

## 1939-40 | 13-9 | SEC 5-4, 5th

**Coach: Sam McAllister** **Captains: Henry Chalker, Jack Maynard**

D8	Southern	H	W	60	33
D14	Alabama	H	L	45	48
D15	Alabama	H	L	38	47
D27	Washington College	A	L	30	45
D28	Seton Hall	A	L	40	43
D29	Scranton	A	L	33	39
D30	George Washington	A	L	36	49
J6	Southern	A	W	77	29
J12	Georgia	H	W	45	36
J13	Georgia	H	W	36	25
J15	Georgia Tech	A	W	45	40
F5	Stetson	A	W	42	30
F6	Tampa	A	W	53	35
F8	Miami	H	W	36	23
F9	Miami	H	W	53	26
F12	Georgia	A	L	37	46
F13	Georgia	A	L	35	54
F16	Tampa	H	W	48	30
F19	Stetson	H	W	48	21
F23	Tennessee	H	W	41	38
F24	Auburn	A	W	42	37
SEC Tournament, Knoxville, Tenn.*					
M2	Tennessee*	N	L	32	42

## 1940-41 | 15-3 | SEC 6-2, 2nd

**Coach: Sam McAllister** **Captain: Frank Yinshannis**

D12	Southern	A	W	43	19
D16	Alabama	A	W	36	28
D17	Alabama	A	L	22	28
D18	Mississippi	A	W	35	26
D20	Mississippi State	A	W	53	28
J10	Georgia	A	W	39	34
J11	Georgia	A	W	44	42
J31	Southern	A	W	47	31
F1	Stetson	A	W	36	32
F3	Union College (Ky.)	A	W	46	26
F10	Georgia	A	L	40	46
F11	Georgia	H	W	46	44
F18	Stetson	H	W	51	42
F21	Miami	A	W	48	35
F22	Miami	A	W	62	50
F24	Rollins	A	W	65	35
SEC Tournament, Louisville, Ky.*					
F28	Vanderbilt*	N	W	48	41
F29	Tennessee*	N	L	26	47

## 1941-42 | 8-9 | SEC 3-8, 9th

**Coach: Sam McAllister** **Captain: Steve Ellish**

D12	Southern	H	W	51	36
D15	Alabama	H	L	30	37
D16	Alabama	H	L	28	33
J9	Georgia	H	L	33	42
J10	Georgia	H	W	29	28
F3	Southern	A	W	50	22
F5	Miami	H	W	47	31
F6	Miami	H	W	37	34
F9	Georgia	A	L	26	27
F10	Georgia	A	L	27	39
F12	Naval Air Station	A	W	38	37
F14	Mississippi	A	W	46	35
F16	Mississippi State	A	W	48	47



# ALL-TIME RESULTS

F17	Mississippi State	A	L	31	48
F19	Auburn	H	L	23	47
F20	Auburn	H	L	36	38
SEC Tournament, Louisville, Ky.*					
F26	Kentucky*	N	L	36	42

## 1942-43 | 8-7 | SEC 0-6, 12th

<b>Coach: Spurgeon Cherry</b>		<b>Captain: Doyle Carlton</b>			
D11	Alabama	A	L	30	39
D12	Alabama	A	L	26	32
D14	Mississippi State	H	L	35	43
D15	Mississippi State	H	L	29	33
D16	Mississippi	A	L	32	35
D17	Mississippi	A	L	44	51
J8	O.C.S.	H	W	63	12
J12	305th Fighter Squad	A	W	70	24
J15	Tampa	H	W	55	24
J16	Tampa	H	W	61	36
J22	120th Infantry	A	W	53	27
F10	Naval Inshore Patrol	A	W	52	35
F11	197th Field Artillery	A	W	66	28
F13	Ft. Benning Par	A	L	31	33
F17	Naval Air Gunnery	A	W	74	53

## 1943-44

No team because of WWII

## 1944-45 | 7-12 | SEC 4-2, 4th

<b>Coach: Spurgeon Cherry</b>		<b>Captain: Doug Belden</b>			
D13	Cedar Key AAF	H	W	77	24
D15	Pinellas AAF	H	L	34	40
J4	Lee Field	H	L	47	57
J9	Jacksonville NAS	H	L	26	46
J11	Camp Blanding	H	L	44	46
J13	Georgia	A	W	46	28
J27	Jacksonville NAS	H	L	26	64
J30	Jacksonville NAS	H	L	34	45
J31	Camp Blanding	A	W	39	36
F2	Camp Blanding	A	L	36	50
F6	Jacksonville NAS	A	L	44	67
F8	Waycross Air Base	A	W	42	40
F12	Auburn	A	W	58	33
F13	Auburn	A	L	40	42
F17	Georgia	A	W	52	36
F19	Auburn	H	L	41	43
F20	Auburn	H	W	62	48
F23	Welch Army Hospital	H	L	45	50
SEC Tournament, Louisville, Ky.*					
M1	Kentucky*	N	L	35	57

## 1945-46 | 7-14 | SEC 2-6, 10th

<b>Coach: Spurgeon Cherry</b>		<b>Captain: Kenneth Hartsaw</b>			
D14	Maritime Academy	H	W	79	38
J3	Jacksonville NAS	A	L	38	47
J7	Welch Army Hospital	H	L	30	36
J9	Camp Blanding	A	L	44	49
J11	Jacksonville NAS	H	L	29	41
J14	Camp Blanding	H	W	64	40
J24	Orlando AFB	A	W	59	34
J25	Welch Army Hospital	A	L	40	45
J26	Orlando AFB	A	W	60	35
J29	Auburn	A	L	36	49
J30	Auburn	A	L	40	51
F1	Georgia Tech	A	L	53	64
F2	Georgia	A	W	67	56
F5	Green Cove	H	L	39	65
F8	Auburn	H	L	53	60
F9	Auburn	H	W	53	34
F11	Jacksonville Cavs	A	W	66	41
F12	Green Cove	A	L	38	53
F18	Georgia	H	L	41	44
F23	Georgia Tech	H	L	50	58
SEC Tournament, Louisville, Ky.*					
F28	Kentucky*	N	L	32	69

## 1946-47 | 17-9 | SEC 4-4, 6th

<b>Coach: Sam McAllister</b>		<b>Captain: Game</b>			
D8	Southern	H	W	47	24
D9	Spring Hill	H	W	49	36
D13	Mississippi State	A	L	25	55
D15	Alabama	A	L	18	45
D17	Duke	A	L	37	44
D19	Banana River NAS	A	W	54	44
D20	Miami	A	L	33	36
D21	Miami	A	L	35	39
J3	Miami	H	W	42	28
J4	Miami	H	W	61	28
J7	Jacksonville NAS	A	W	50	44
J9	Daytona Beach	A	W	45	31
J11	Georgia	H	W	50	47
J14	Stetson	A	W	39	31
J17	Auburn	H	W	48	32
J18	Auburn	H	W	39	28
J23	Jacksonville NAS	H	L	41	43
J25	Tampa	H	W	50	30
F7	Auburn	A	W	48	42
F8	Auburn	A	L	30	36
F11	Banana River NAS	H	W	58	37
F14	Georgia	A	L	43	59
F19	Stetson	H	W	56	38
F21	Southern	A	W	63	38
F22	Tampa	A	W	49	37
SEC Tournament, Louisville, Ky.*					
M1	LSU*	N	L	45	60

## 1947-48 | 15-10 | SEC 5-7, 7th

<b>Coach: Sam McAllister</b>		<b>Captain: Game</b>			
D3	Tampa	H	W	70	43
D8	Mississippi State	H	W	53	47
D12	Auburn	H	L	41	43
D13	Auburn	H	W	47	39
D19	Miami	H	L	50	67
D20	Miami	H	W	58	55
J5	LSU	A	W	38	36
J6	Tulane	A	L	35	52
J10	Southern	A	W	74	49
J13	Jacksonville NAS	H	W	82	51
J17	Tampa	A	W	40	30
J20	Stetson	A	W	55	31
J23	Georgia	H	L	52	55
J24	Georgia	H	W	46	38
F6	Auburn	A	L	50	53
F7	Auburn	A	W	39	37
F10	Southern	H	W	87	43
F13	Georgia Tech	H	L	42	65
F14	Georgia	A	L	44	56
F17	Stetson	H	W	48	39
F20	Miami	A	W	72	50
F21	Miami	A	L	49	52
F25	Jacksonville NAS	A	W	77	59
F28	Georgia Tech	A	L	55	63
SEC Tournament, Louisville, Ky.*					
M4	Kentucky*	N	L	31	87

## 1948-49 | 11-15 | SEC 4-8, 9th

<b>Coach: Sam McAllister</b>		<b>Captain: Bill Atkinson</b>			
D4	Southern	A	W	83	61
D8	Stetson	H	W	67	34
D11	LSU	H	L	50	52
D14	Tampa	A	W	50	45
D17	Tennessee	H	L	52	58
D28	Pittsburgh	A	L	40	50
D29	Pittsburgh	A	L	39	45
J3	Tulane	H	L	51	63
J8	Auburn	H	W	61	45
J12	Southern	H	L	50	51
J14	Miami	A	L	65	75
J15	Miami	A	L	42	44
J18	Stetson	A	W	54	47
J21	Georgia	H	L	48	59

F8	Lawrence Tech	H	W	64	58
F10	Georgia Tech	A	L	49	57
F11	Georgia	A	L	39	63
F12	Georgia	A	W	55	49
F15	Tampa	H	W	68	62
F17	Auburn	A	L	43	44
F18	Mississippi State	A	W	40	37
F19	Mississippi	A	W	63	61
F22	Miami	H	W	90	56
F23	Miami	H	L	50	60
F26	Georgia Tech	H	L	56	66
SEC Tournament, Louisville, Ky.*					
M3	Kentucky*	N	L	36	73

## 1949-50 | 9-14 | SEC 4-10, 11th

<b>Coach: Sam McAllister</b>		<b>Captains: Hans Tanzler, Julian Miller</b>			
D1	Florida Southern	A	W	49	37
D3	Mississippi State	A	W	63	45
D10	Miami	A	W	60	53
D16	Tulane	A	L	50	69
D17	LSU	A	L	49	73
J7	Alabama	H	L	48	51
J9	Mississippi	H	L	46	54
J12	Stetson	H	W	64	51
J14	Auburn	A	L	46	72
J17	Tampa	A	L	50	63
J20	Georgia	H	W	54	49
J21	Georgia	H	L	48	57
F3	Tennessee	A	L	56	65
F4	Vanderbilt	A	L	34	54
F7	Florida Southern	H	L	62	67
F10	Georgia Tech	A	L	38	69
F11	Georgia	A	L	77	52
F14	Stetson	A	L	53	57
F18	Miami	H	W	66	46
F20	Auburn	H	W	43	41
F22	Tampa	H	W	59	52
F25	Georgia Tech	H	W	59	41
SEC Tournament, Louisville, Ky.*					
M2	LSU*	N	L	57	66

## 1950-51 | 11-12 | SEC 6-8, 8th

<b>Coach: Sam McAllister</b>		<b>Captain: Ted Jaycox</b>			
D6	Florida Southern	H	W	71	51
D9	LSU	A	L	59	77
D14	Kentucky	A	L	37	85
D16	Tennessee	A	L	54	60
D18	Vanderbilt	A	L	64	81
J6	Stetson	A	W	63	61
J8	Mississippi	H	W	69	58
J12	Georgia	A	L	48	61
J13	Georgia Tech	A	W	56	54
J16	Stetson	H	W	70	62
J18	Tampa	H	L	49	51
J20	Alabama	H	W	59	55
F2	Miami	A	W	78	71
F3	Florida Southern	A	L	58	69
F6	Tulane	H	W	72	64
F10	Georgia	H	L	58	75
F13	Miami	H	W	71	61
F15	Tampa	A	L	56	70
F17	Auburn	H	W	82	61
F19	Mississippi State	H	W	68	61
F23	Auburn	A	L/OT	77	83
F24	Alabama	A	L	61	79
SEC Tournament, Louisville, Ky.*					
M1	Tulane*	N	L	52	62

## 1951-52 | 15-9 | SEC 7-7, 7th

<b>Coach: John Mauer</b>		<b>Captain: Game</b>			
D5	Wofford	H	W	76	52
D8	Stetson	H	W	63	56
D15	Florida Southern	H	W	79	51
D17	Miami	H	W	69	65
D19	Tennessee	H	W	58	47

# ALL-TIME RESULTS

Gator Bowl Tournament*				
D27	Clemson*	N	W	73 62
D28	Georgia*	N	W	62 47
D29	Florida State	A	W	61 51
J3	Auburn	H	W	64 63
J5	Alabama	H	W	55 53
J12	Kentucky	H	L	52 99
J16	Georgia	A	W	74 55
J19	Vanderbilt	H	W	86 70
F2	Mississippi	A	L	45 56
F4	Alabama	A	L	59 67
F6	Mississippi State	A	L	58 72
F8	Auburn	A	L	52 61
F12	Georgia	H	W	74 60
F16	Georgia Tech	H	W	81 73
F18	Miami	A	L	68 76
F22	Tulane	A	L	77 102
F23	LSU	A	L	57 65
SEC Tournament, Louisville, Ky.#				
F29	Vanderbilt#	N	W	66 63
M1	LSU#	N	L	69 77

## 1952-53 | 13-6 | SEC 8-5, 3rd

Coach: John Mauer		Captains: Roy Roberts, Rick Casares		
D10	Florida Southern	H	W	74 56
D13	Stetson	H	W	77 74
D15	Miami	H	L	73 75
D19	Mississippi State	A	W	79 75
Gator Bowl Tournament*				
D29	Georgia Tech*	N	W	68 60
D30	Georgia St. Teachers*	N	W	73 61
J5	Alabama	H	W	69 64
J12	Vanderbilt	A	L	73 85
J16	Tulane	H	W	87 57
F2	Miami	H	W	78 56
F4	Auburn	A	W	66 62
F6	Alabama	A	W	61 60
F10	LSU	H	L	56 68
F14	Georgia Tech	A	W	76 65
F16	Georgia	A	L	58 61
F21	Auburn	A	W	71 67
F23	Tennessee	A	L	73 82
F28	Mississippi	H	L	61 64
M2	Georgia	H	W	79 73

## 1953-54 | 7-15 | SEC 3-11, 10th

Coach: John Mauer		Captain: Game		
D5	Stetson	H	L	55 74
D9	Wofford	A	W	100 63
D12	Miami	A	L	75 85
D18	Tampa	H	W	89 65
Gator Bowl Tournament*				
D28	Georgia St. Teachers*	N	L	86 99
D29	Georgia*	N	L	72 84
D30	Georgia Tech*	N	W	63 59
J2	Georgia	H	W	76 64
J9	Tulane	A	L	64 86
J11	LSU	A	L	59 91
J15	Miami	H	W	75 52
J29	Auburn	H	L	76 83
F1	Alabama	H	L	71 80
F6	Tennessee	H	L	58 62
F8	Kentucky	H	L	55 97
F13	Auburn	A	L	65 85
F15	Alabama	A	L	58 85
F20	Mississippi State	A	L	66 70
F22	Mississippi	A	L	66 86
F27	Vanderbilt	H	L	68 76
M1	Georgia Tech	H	W	77 59
M6	Georgia	A	W	78 76

## 1954-55 | 12-10 | SEC 5-9, 9th

Coach: John Mauer		Captain: Sonny Powell		
D4	Wofford	H	W	76 61
D8	Rollins	H	W	86 65

D11	Stetson	H	W	78 70
D13	Tampa	H	W	68 61
D16	Miami	A	W	70 61
Gator Bowl Tournament*				
D28	Florida State*	N	W	82 79
D29	Spring Hill*	N	L	60 66
J3	Georgia	H	W	81 68
J8	Tulane	H	L	74 85
J10	LSU	H	W	78 73
J13	Miami	H	W	80 68
J29	Auburn	A	L	69 91
J31	Alabama	A	W	76 74
F3	Kentucky	A	L	63 87
F5	Tennessee	A	L	75 102
F12	Auburn	H	L	66 70
F14	Alabama	A	L	80 89
F19	Mississippi State	H	W	77 66
F21	Mississippi	H	W	78 72
F26	Vanderbilt	A	L	72 100
F28	Georgia Tech	A	L	68 88
M4	Georgia	A	L	61 69

## 1955-56 | 11-12 | SEC 4-10, 11th

Coach: John Mauer		Captain: Ted Copeland		
D5	Wofford	H	W	85 66
D8	Rollins	H	W	99 60
D12	Tampa	H	W	110 62
D14	Stetson	H	W	92 74
D19	Miami	A	W	74 69
All-American City Tournament*				
D28	Pittsburgh*	N	W	98 72
D30	Evansville*	N	L	69 85
D31	Kentucky Wesleyan*	A	L	62 73
J2	Auburn	A	L	77 89
J7	Tulane	A	W	61 54
J9	LSU	A	L	90 91
J13	Miami	H	W	87 85
J30	Georgia	A	L	73 93
F4	Tennessee	H	W	68 64
F6	Kentucky	H	L	70 81
F11	Auburn	A	L	73 77
F13	Alabama	A	L	74 109
F18	Mississippi State	A	L	74 84
F20	Mississippi	A	L	77 90
F25	Vanderbilt	H	L	75 80
F27	Georgia Tech	H	W	66 48
M3	Georgia	H	W	82 69
M5	Alabama	H	L	75 82

## 1956-57 | 14-10 | SEC 6-8, 8th

Coach: John Mauer		Captain: Bob Emrick		
D5	Tampa	H	W	94 63
D8	Stetson	H	W	84 69
D10	Florida State	H	W	67 65
D15	Miami	A	W	89 65
Carrousel Tournament*				
D17	Muhlenberg*	N	W	97 90
D18	Wake Forest*	N	L	53 55
D19	St. Joseph's*	N	W	86 72
Gator Bowl Tournament#				
D27	South Carolina#	N	L	71 77
D28	Clemson#	N	W	105 71
D31	Georgia	H	L	62 69
J5	Tulane	H	W	70 62
J7	LSU	H	W	74 50
J10	Miami	H	W	98 63
J26	Alabama	A	W	93 71
J28	Auburn	A	L	61 76
F2	Kentucky	A	L	61 88
F4	Tennessee	A	L	79 97
F9	Auburn	H	L	70 73
F11	Alabama	H	L	65 66
F16	Mississippi State	H	W	89 80
F18	Mississippi	H	W	92 81
F23	Vanderbilt	A	L	59 76

F25	Georgia Tech	A	L	57 64
M2	Georgia	A	W	85 65

## 1957-58 | 12-9 | SEC 7-8, 9th

Coach: John Mauer		Captain: Joe Hobbs		
D4	Stetson	H	W	79 65
D7	Georgia	A	L	60 66
D11	Florida State	A	W	71 70
D16	Rollins	H	W	87 63
D21	Miami	A	W	73 64
Gator Bowl Tournament*				
D30	Clemson*	N	W	76 64
D31	Georgia*	N	W	76 65
J4	Tulane	A	L	75 84
J6	LSU	A	W	81 57
J11	Auburn	H	W	90 66
J13	Alabama	H	W	66 62
J16	Miami	H	W	75 70
J31	Kentucky	H	L	56 78
F3	Tennessee	H	L	91 100
F8	Auburn	A	L	69 76
F10	Alabama	A	L	55 62
F15	Mississippi State	A	L	78 90
F17	Mississippi	A	L	65 67
F22	Vanderbilt	H	W	73 53
F24	Georgia Tech	H	L	61 62
M1	Georgia	H	W	90 73

## 1958-59 | 8-15 | SEC 2-12, 11th

Coach: John Mauer		Captains: Charlie Pike, Dick Hoban		
D1	Erskine	H	W	107 61
D3	Georgia	H	L	63 66
D8	Stetson	H	W	73 62
D10	Rollins	H	W	84 54
D13	Florida State	A	L	60 82
D17	Miami	A	L	82 92
D20	Florida Southern	H	W	78 63
Gator Bowl Tournament*				
D29	Mississippi*	N	L	47 71
D30	Georgia*	N	W	58 55
J3	Tulane	H	L	62 68
J5	LSU	H	W	69 63
J10	Auburn	H	L	54 63
J12	Alabama	H	L	77 82
J15	Miami	H	W	85 70
J31	Kentucky	A	L	51 94
F2	Tennessee	A	L	70 100
F7	Alabama	A	L	59 67
F9	Auburn	A	L	71 93
F14	Mississippi State	H	L	68 105
F16	Mississippi	H	W	102 97
F21	Vanderbilt	A	L	66 77
F23	Georgia Tech	A	L	72 76
F28	Georgia	A	L	67 85

## 1959-60 | 6-16 | SEC 3-11, 11th

Coach: John Mauer		Captain: Bob Sherwood		
D2	Tampa	H	W	79 63
D5	Florida State	H	W	81 71
D7	Florida Southern	H	W	88 70
D12	Georgia	A	L	61 75
D15	Stetson	H	L	74 79
D19	Miami	A	L	77 79
Hurricane Classic*				
D28	Xavier*	N	L	74 86
D29	Brigham Young*	N	L	65 74
J2	LSU	A	W	73 63
J4	Tulane	A	L	55 71
J9	Auburn	H	L	69 73
J11	Alabama	H	W	89 76
J14	Miami	H	L/OT	65 70
J29	Kentucky	H	L	62 75
F1	Tennessee	H	L	68 84
F6	Alabama	A	L	56 67
F8	Auburn	A	L	51 89

# ALL-TIME RESULTS

F13	Mississippi	A	L	81	90
F15	Mississippi State	A	L	75	81
F20	Vanderbilt	H	W/OT	81	75
F22	Georgia Tech	H	L/OT	55	69
F27	Georgia	H	L	73	75

## 1960-61 | 15-11 | SEC 9-5, 4th

<b>Coach: Norm Sloan</b>		<b>Captain: Bob Shiver</b>			
D2	Wake Forest	A	L	79	85
D5	Rice	A	L	63	68
D6	Southern Methodist	A	L	64	74
D10	Texas Tech	H	W	79	76
D14	Florida State	A	W	74	67
D17	Miami	A	L	74	93
D21	Duke	A	L	64	83
Gator Bowl Tournament*					
D28	Jacksonville*	N	W	82	68
D29	Navy*	N	L/OT	62	69
D30	Georgia*	N	W	73	58
J7	LSU	H	W	79	75
J9	Tulane	H	W	83	79
J11	Miami	H	W	81	73
J13	Auburn	A	W	58	53
J28	Georgia	A	W	90	68
J30	Alabama	H	W	52	50
F4	Kentucky	A	L	68	89
F6	Tennessee	A	L	68	83
F11	Alabama	A	L	56	64
F13	Auburn	A	W	78	60
F18	Mississippi State	H	W	59	57
F20	Mississippi	H	W/OT	81	77
F22	Florida State	H	W	75	74
F25	Vanderbilt	A	L	60	77
F27	Georgia Tech	A	L	50	52
M4	Georgia	A	W	78	74

## 1961-62 | 12-11 | SEC 8-6, 4th

<b>Coach: Norm Sloan</b>		<b>Captain: Lou Merchant</b>			
D1	Duke	A	L	58	80
D4	Rice	H	W	70	67
D7	Florida State	H	L	71	85
D12	Wake Forest	H	W	71	65
D16	Miami	A	L	61	66
D19	Georgia	A	L/OT	72	78
Gator Bowl Tournament*					
D28	Navy*	N	W	68	63
D29	Virginia Tech*	N	L	69	78
J6	LSU	A	L	57	74
J8	Tulane	A	L	47	59
J11	Miami	H	W	74	62
J13	Auburn	H	W	43	40
J15	Alabama	H	W	74	53
F2	Kentucky	H	L	69	81
F5	Tennessee	H	W	92	83
F10	Alabama	A	W	69	62
F12	Auburn	A	L	60	64
F17	Mississippi State	A	L	45	67
F19	Mississippi	A	W	63	62
F21	Florida State	A	L	56	79
F24	Vanderbilt	H	W	78	68
F26	Georgia Tech	H	W/OT	82	75
M3	Georgia	H	W	105	78

## 1962-63 | 12-14 | SEC 5-9, 9th

<b>Coach: Norm Sloan</b>		<b>Captain: Buddy Bales, Tom Barbee</b>			
N30	Miami	A	L/OT	87	91
D3	Jacksonville	H	W/2OT	82	81
D6	Florida State	A	W	80	59
D8	Texas Tech	A	W/OT	71	69
D10	Tulsa	A	L	79	85
D15	Wake Forest	H	W	73	67
Gator Bowl Tournament*					
D27	Rice*	N	W	66	57
D28	Georgia Tech*	N	L	61	63
J5	LSU	H	L	63	72

J7	Tulane	H	W	109	74
J10	Miami	H	L	77	86
J12	Auburn	H	L	56	81
J14	Alabama	H	W/OT	69	67
J19	Georgia	H	W	90	58
J23	Florida State	H	W	90	86
J28	The Citadel	H	W	83	75
J30	West Virginia	A	L	67	114
F2	Kentucky	A	L	71	94
F4	Tennessee	A	W	84	73
F9	Alabama	A	L	74	75
F11	Auburn	A	L	59	88
F16	Mississippi State	H	W	73	52
F18	Mississippi	H	L	63	72
F23	Vanderbilt	A	L	74	78
F25	Georgia Tech	A	L	69	89
M2	Georgia	A	L	77	79

## 1963-64 | 12-10 | SEC 6-8, 9th

<b>Coach: Norm Sloan</b>		<b>Captains: Mont Highley</b>			
D3	Florida State	A	W	78	55
D7	Miami	A	L	79	95
D11	Tampa	H	W	108	75
D21	Tulsa	H	L	82	86
Gator Bowl Tournament*					
D26	Manhattan*	N	W	100	75
D27	Air Force*	N	W	74	68
J4	Tulane	A	W	86	79
J6	LSU	A	L	65	87
J9	Miami	H	W	114	91
J11	Auburn	H	W	63	46
J18	Georgia	H	L	57	59
J22	Florida State	H	W	52	50
J27	Alabama	H	W	86	60
F1	Kentucky	H	L	72	77
F3	Tennessee	H	L	58	59
F8	Alabama	A	W	97	71
F10	Auburn	A	L	58	79
F15	Mississippi State	A	L	61	68
F17	Mississippi	A	L	91	98
F22	Vanderbilt	H	L	79	91
F24	Georgia Tech	H	W	92	73
F29	Georgia	A	W	69	64

## 1964-65 | 18-7 | SEC 11-5, 4th

<b>Coach: Norm Sloan</b>		<b>Captain: Brooks Henderson</b>			
D2	VMI	H	W	68	59
D5	Stetson	H	W	90	57
D9	Florida State	A	L	50	51
D19	Miami	A	L	58	67
D21	North Carolina	H	W	73	54
Gator Bowl Tournament*					
D29	Wake Forest*	N	W	82	65
D30	Texas*	N	W	62	49
J2	Tulane	H	W	85	63
J4	LSU	H	W	102	62
J9	Auburn	A	L	63	74
J14	Mississippi State	A	W	74	59
J16	Mississippi	A	W	60	39
J21	Miami	H	W	86	69
J23	Kentucky	H	W	84	68
J25	Alabama	A	W	67	51
J30	Kentucky	A	L	61	78
F1	Tennessee	A	L	43	75
F8	Auburn	H	L	79	83
F13	Mississippi State	H	W	68	51
F15	Mississippi	H	W	85	53
F20	Vanderbilt	A	L	78	80
F23	Florida State	H	W	77	65
F27	Georgia	A	W	83	74
M1	Tennessee	H	W	58	56
M5	Georgia	H	W	90	66

## 1965-66 | 16-10 | SEC 9-7, 5th

<b>Coach: Norm Sloan</b>		<b>Captains: Paul Morton, Bob Hoffmann</b>			
D1	Jacksonville	H	W	80	59
D4	Miami	A	W	77	66
D8	Florida State	H	W	75	62
D18	North Carolina	A	L	59	66
D21	Washington	A	W	66	60
D22	Washington	A	L	69	78
Gator Bowl Tournament*					
D29	DePaul*	N	W	72	64
D30	Penn State*	N	L	52	54
J3	Alabama	H	W	56	53
J8	Kentucky	H	L	64	78
J12	Miami	H	W	111	66
J15	Mississippi	H	W	79	49
J18	Florida State	A	W	74	65
J22	Georgia	A	W	65	52
J24	Auburn	A	W	68	64
J29	Mississippi	A	W	96	61
J31	Mississippi State	A	L	68	76
F5	Tennessee	A	L	47	76
F7	Kentucky	A	L	75	85
F9	Auburn	H	L	66	86
F14	Mississippi State	H	W	78	74
F19	Vanderbilt	H	L	86	89
F21	Tennessee	H	W	67	63
F26	Tulane	A	W	76	59
F28	LSU	A	L	73	86
M4	Georgia	H	W	59	49

## 1966-67 | 21-4 | SEC 14-4, 2nd

<b>Coach: Tommy Bartlett</b>		<b>Captain: Skip Highley</b>			
D1	Jacksonville	A	W	93	59
D3	Miami	A	W	113	88
D7	Florida State	H	W	50	30
D17	Kentucky	A	W	78	75
D19	Vanderbilt	A	L	69	77
Gator Bowl Tournament*					
D28	Georgia*	N	W	78	64
D29	Virginia Tech*	N	W	92	73
D31	Mississippi	H	W	79	63
J2	Mississippi State	H	W	63	54
J7	LSU	A	W	87	70
J9	Mississippi	A	W	78	63
J14	Kentucky	H	W	89	72
J16	Tennessee	H	L	53	66
J21	Tennessee	A	L	42	56
J23	Georgia	A	W	63	61
J28	Alabama	A	W	86	74
J30	Auburn	A	L	61	87
F4	Vanderbilt	H	W	83	75
F6	Alabama	H	W	82	50
F8	Miami	H	W	73	57
F11	LSU	H	W	95	71
F18	Auburn	H	W	70	59
F22	Florida State	A	W	90	75
F25	Mississippi State	A	W	59	54
M4	Georgia	H	W	96	63

## 1967-68 | 15-10 | SEC 11-7, 5th

<b>Coach: Tommy Bartlett</b>		<b>Captain: David Miller</b>			
D1	Jacksonville	H	W	109	73
D4	Kentucky	A	L	76	99
D7	Florida State	A	W	95	87
D9	West Virginia	A	W	82	72
D18	Vanderbilt	H	W	74	72
D20	Wisconsin	A	L	81	86
Gator Bowl Tournament*					
D27	St. Joseph's*	N	L	69	89
D28	Mississippi State*	N	L	65	66
J1	Mississippi State	A	L	55	56
J3	Mississippi	A	W	70	68
J6	LSU	H	W	97	90
J8	Mississippi	H	W	94	75
J13	Kentucky	H	W	96	78



# ALL-TIME RESULTS

J15	Tennessee	A	L	52	67
J20	Tennessee	H	W	59	46
J22	Georgia	H	W	90	63
J27	Alabama	H	W	88	75
J29	Auburn	H	W	65	60
F3	Vanderbilt	A	W	91	85
F5	Alabama	A	W	64	59
F10	LSU	A	L	92	93
F17	Auburn	A	L	65	73
F21	Florida State	H	W	89	62
F24	Mississippi State	H	L	67	71
M2	Georgia	A	L	83	97

## 1968-69 | 18-9 | SEC 12-6, 3rd

<b>Coach: Tommy Bartlett</b>		<b>Captain: Neal Walk</b>			
D6	Jacksonville	A	L	64	67
D7	Miami	A	W	111	62
D16	Alabama	A	W	56	45
D18	LSU	A	L/OT	89	93
D21	Wisconsin	H	W	71	66
Gator Bowl Tournament*					
D26	Northwestern*	N	L	72	76
D27	Georgia*	N	W	82	77
D31	Bucknell	H	W	74	70
J4	Auburn	H	W	68	59
J6	Vanderbilt	H	L	55	62
J11	Kentucky	A	L	67	88
J13	Tennessee	A	L	63	64
J18	Furman	H	W	110	65
J25	Mississippi State	H	W	70	64
J27	Mississippi	H	W	88	66
F1	Georgia	A	W	73	69
F8	Auburn	A	L/OT	80	81
F10	Vanderbilt	A	W	75	73
F12	LSU	H	W	95	79
F15	Kentucky	H	W	82	81
F17	Tennessee	H	W	65	63
F22	Mississippi State	A	W	96	79
F24	Mississippi	A	L	77	79
M1	Georgia	H	W	96	78
M3	West Virginia	A	W	75	57
M8	Alabama	A	W	73	60
NIT, New York City#					
M13	Temple#	N	L	66	82

## 1969-70 | 9-17 | SEC 6-12, 8th

<b>Coach: Tommy Bartlett</b>		<b>Captain: Andy Owens</b>			
Sunshine Classic*					
D1	Morehead State*	N	L	73	82
D2	East Tennessee*	N	W	68	49
D6	Northwestern	A	L	79	83
D20	Louisville	H	L	87	94
D23	Harvard	H	W	95	75
Gator Bowl Tournament#					
D29	Virginia Tech#	N	W	48	45
D30	Florida State#	N	L	63	88
J3	Auburn	A	L	75	91
J5	Vanderbilt	A	L	79	90
J7	Alabama	H	W	79	70
J10	Kentucky	H	L	69	88
J12	Tennessee**	H	W/OT	57	56
J17	West Virginia	A	L/OT	87	88
J24	Mississippi State	A	L	77	79
J26	Mississippi	A	L	77	79
J31	Georgia	H	L	64	68
F4	LSU	H	L	75	97
F7	Auburn	H	W	70	68
F9	Vanderbilt	A	W/OT	81	79
F11	LSU	A	L	85	94
F14	Kentucky	A	L	66	110
F16	Tennessee	A	L	61	72
F21	Mississippi State	H	W	87	70
F23	Mississippi	H	W	63	62

F28	Georgia	A	L	69	85
M7	Alabama	A	L	79	89
**500th win					

## 1970-71 | 11-15 | SEC 8-10, 7th

<b>Coach: Tommy Bartlett</b>		<b>Captain: Earl Findley</b>			
D1	Samford	H	W	79	74
D5	Louisville	A	L	87	105
D7	Houston	H	L	60	61
D18	LSU	A	L	77	87
D21	Northwestern	H	W	88	73
D23	Fordham	H	L	65	72
Gator Bowl Tournament*					
D28	Georgia Tech*	N	L	58	69
D29	Bradley*	N	L	65	70
J2	Auburn	H	W	66	60
J4	Vanderbilt	H	W/OT	84	82
J6	Alabama	A	L	63	70
J9	Kentucky	A	L	75	101
J11	Tennessee	A	L	75	85
J14	Mississippi State	H	L	58	72
J25	Mississippi	H	W	106	86
J30	Georgia	A	W	88	79
F6	Auburn	A	L	70	85
F8	Vanderbilt	A	L	81	92
F10	LSU	H	L	74	86
F13	Kentucky	H	W	74	65
F15	Tennessee	H	W	56	55
F20	Mississippi State	A	L	65	70
F22	Mississippi	A	W	85	68
F27	Georgia	H	L	61	62
M1	West Virginia	H	W	72	71
M6	Alabama	H	W	79	66

## 1971-72 | 10-15 | SEC 4-14, 10th

<b>Coach: Tommy Bartlett</b>		<b>Captain: Jerry Hoover</b>			
D1	Louisville	H	W	70	69
D4	South Florida	H	W	116	87
D14	South Florida	A	W	98	77
D18	Army (MSG)	N	W	80	71
D22	LSU	H	W	92	81
Gator Bowl Tournament*					
D28	Columbia*	N	W	87	47
D29	Illinois*	N	L	75	76
J3	Alabama	H	W	79	77
J8	Auburn	A	L	74	79
J10	Vanderbilt	A	L	87	104
J15	Kentucky	H	W	72	70
J17	Tennessee	H	L	50	61
J24	LSU	A	L	73	84
J29	Mississippi State	A	L	68	69
J31	Mississippi	A	L	72	86
F5	Georgia	H	L	63	74
F12	Auburn	H	L	100	103
F14	Vanderbilt	H	L	74	90
F19	Kentucky	A	L	68	95
F21	Tennessee	A	L	52	55
F26	Mississippi State	H	W	88	80
F28	Mississippi	H	L	74	87
F29	Chicago State	H	W	120	69
M4	Georgia	A	L	72	75
M11	Alabama	A	L	82	86

## 1972-73 | 11-15 | SEC 7-11, 7th

<b>Coach: Tommy Bartlett</b>		<b>Captain: Tony Miller</b>			
D1	Valdosta State	H	W	100	76
D9	Fordham	A	L	69	78
D16	Georgia Tech	H	W	78	69
D20	Louisville	A	L	57	69
D22	LSU	A	L	54	67
Gator Bowl Tournament*					
D26	Rutgers*	N	L/OT	79	81
D27	Miami (Ohio)	N	L	72	88
J3	Alabama	A	L	56	69
J6	Auburn	H	W	65	55

J8	Vanderbilt	H	W	80	72
J13	Kentucky	A	L	65	95
J15	Tennessee	A	L	56	75
J20	Virginia Tech	H	W	92	75
J22	LSU	H	W	73	70
J24	Alabama	H	L	74	82
J27	Mississippi State	H	W	66	64
J29	Mississippi	H	W	65	59
F3	Georgia	A	L	78	81
F5	Georgia Tech	A	W/OT	87	85
F10	Auburn	A	W/OT	76	75
F12	Vanderbilt	A	L	71	78
F17	Kentucky	H	L	83	94
F19	Tennessee	H	L	83	87
F24	Mississippi State	A	L	75	81
F26	Mississippi	A	L	80	97
M3	Georgia	A	W	77	72

## 1973-74 | 15-11 | SEC 9-9, 5th

<b>Coach: John Lotz</b>		<b>Captains: Tim Fletcher, Mark Thompson, Steve Williams</b>			
D1	South Florida	H	W	81	69
D3	Sewanee	H	W	98	59
D8	Houston	A	L	73	97
D17	Central Missouri St.	H	W	109	72
D22	Virginia Tech	A	L	74	85
Gator Bowl Tournament*					
D26	Jacksonville*	A	W	64	62
D27	Duke*	N	W	77	60
J2	Georgia Tech	A	W	70	68
J5	Mississippi State	A	L	70	91
J7	LSU	H	W	72	68
J12	Georgia	H	L	71	75
J14	Auburn	A	W	92	81
J19	Tennessee	H	L	72	75
J21	Mississippi	H	L	73	83
J26	Kentucky	H	L	82	91
J28	Alabama	A	L	79	98
F2	Vanderbilt	A	L	52	58
F4	Mississippi State	H	W	78	75
F9	LSU	A	L	81	102
F11	Georgia	A	W	87	74
F16	Auburn	A	W	85	77
F18	Tennessee	A	L	57	85
F23	Mississippi	H	W	77	61
F25	Kentucky	A	W	75	65
M2	Alabama	H	W	64	61
M9	Vanderbilt	H	W	80	77

## 1974-75 | 12-16 | SEC 8-10, 6th

<b>Coach: John Lotz</b>		<b>Captain: Chip Williams</b>			
D2	Virginia Tech	H	L	85	86
D7	UNC Charlotte	H	W	89	78
D9	NW Missouri State	H	W	114	51
D17	Furman	A	L	65	86
D21	Texas Christian	A	W	73	61
D23	Stanford	A	L	70	80
Rainbow Classic*					
D27	Indiana*	N	L	84	98
D28	Pennsylvania*	N	L	88	100
D30	San Jose State*	N	L	80	83
J2	Georgia Tech	H	W	90	69
J4	Mississippi State	H	W	94	82
J6	LSU	A	L	91	92
J11	Georgia	A	W	83	69
J13	Auburn	H	L	68	84
J18	Tennessee	A	L	56	59
J20	Mississippi	H	W	85	80
J25	Kentucky	A	L	65	87
J27	Alabama	H	L	67	73
F1	Vanderbilt	H	W/OT	101	90
F3	Mississippi State	A	W/2OT	107	104
F8	LSU	H	W	92	76
F10	Georgia	H	W	66	65
F15	Auburn	A	L	75	76
F17	Tennessee	H	L	84	85

# ALL-TIME RESULTS

F22	Mississippi	A	L	92	101
F24	Kentucky	H	W	66	58
M1	Alabama	A	L	75	100
M8	Vanderbilt	A	L	83	102

## 1975-76 | 12-14 | SEC 7-11, 6th

Coach: John Lotz Captains: Gene Shy, Mike Lederman

N29	Furman	H	W	87	69
D2	East Tennessee	H	W	74	61
D6	UNC Charlotte	A	L	64	73
D13	Virginia Tech	A	L	60	90
D16	Missouri Western	H	W	99	70

### Gator Bowl Tournament\*

D26	Jacksonville*	A	W	65	64
D27	Wake Forest*	N	L/OT	75	78
D30	Roosevelt	H	W	121	54
J3	Mississippi	A	W	70	58
J5	LSU	A	L	79	85
J10	Mississippi State	H	W	90	78
J12	Alabama	H	W	71	70
J17	Tennessee	A	L	84	93
J19	Georgia	A	L	79	87
J24	Kentucky	H	L	82	89
J26	Vanderbilt	H	L/OT	81	85
J31	Auburn	H	L	86	92
F7	Mississippi State	A	W/OT	78	71
F9	Alabama	A	L	73	79
F14	Tennessee	H	W	72	69
F16	Georgia	H	W	98	84
F21	Kentucky	A	L	89	96
F23	Vanderbilt	A	L	67	71
F28	Auburn	A	L	80	89
M6	Mississippi	H	L	83	94
M8	LSU	H	W	94	81

## 1976-77 | 17-9 | SEC 10-8, 4th

Coach: John Lotz Captains: Bob Smyth, Len Sanders, Don Bostic

N27	Mercer	H	W	105	63
D4	East Tennessee	A	W	62	59
D8	Marquette	H	L	61	64
Big Sun Tournament*					
D17	South Florida*	N	W	70	53
D18	Memphis State*	N	W	84	83
D20	Illinois Wesleyan	H	W	78	68

### Gator Bowl Tournament#

D29	Jacksonville#	A	W	99	87
D30	Holy Cross#	N	W	101	85
J3	Mississippi State	H	W	97	75
J5	Alabama	H	L	71	83
J8	Georgia	A	W	101	76
J10	Tennessee	A	L	82	92
J15	Vanderbilt	H	W	83	72
J17	Kentucky	H	L	71	73
J22	Auburn	A	W	77	73
J29	Mississippi	A	L	83	90
J31	LSU	A	W	83	68
F5	Georgia	A	W	84	71
F7	Tennessee	H	W	80	76
F12	Vanderbilt	A	L	72	85
F14	Kentucky	A	L	78	104
F19	Auburn	H	W	79	68
F26	Mississippi	H	W	84	78
F28	LSU	H	L	74	79
M5	Mississippi State	A	W	79	72
M7	Alabama	A	L	70	83

## 1977-78 | 15-12 | SEC 8-10, 6th

Coach: John Lotz Captains: Richard Glasper, Al Bonner, Larry Brewster

D2	Manhattan	N	W	93	81
D3	Brown	N	W	92	76
D7	Mercer	A	W	96	74
D10	Marquette	A	L	67	81
D13	Hofstra	H	W	97	95

Vermont Classic*					
D22	George Washington*	N	W	70	63
D23	Vermont*	A	W	93	67

### Gator Bowl Tournament#

D27	St. Bonaventure#	N	W	88	75
D28	Indiana#	N	L	60	73
J2	Tennessee	A	W	92	79
J4	Georgia	A	L	54	57
J7	Kentucky	H	L	67	86
J9	Vanderbilt	H	W	67	65
J14	Auburn	H	L	72	81
J21	LSU	A	W	74	70
J23	Mississippi	A	W	61	56
J28	Mississippi State	H	L	74	78
J30	Alabama	A	W	84	73
F4	Kentucky	A	L	61	88
F6	Vanderbilt	A	L/2OT	57	59
F11	Auburn	A	L	84	92
F18	LSU	H	W	73	72
F20	Mississippi	H	W	80	63
F25	Mississippi State	A	L	51	70
F27	Alabama	A	L	70	81
M4	Tennessee	H	L/3OT	90	91
M6	Georgia	H	W	86	68

## 1978-79 | 8-19 | SEC 3-15, 10th

Coach: John Lotz Captains: Malcolm Cesare, Ric Clarson

N30	Ohio	H	W	96	61
D2	UNC Wilmington	A	W	66	51
D9	Florida State	H	L	61	68

### Industrial National Classic\*

D15	Fairfield*	N	W/3OT	109	99
D16	Providence*	A	W	79	61
D19	Hofstra	A	L	67	68

### Gator Bowl Tournament#

D26	Massachusetts#	N	W	89	65
D27	Jacksonville#	A	L	59	60
J3	Kentucky	H	W	76	65
J6	Auburn	A	L	86	91
J11	Tennessee	A	L	73	116
J13	LSU	A	L	72	80
J15	Mississippi	A	L	45	58
J20	Mississippi State	H	W	77	75
J22	Alabama	H	L	66	77
J24	Vanderbilt	H	L	56	57
J27	Kentucky	A	L	81	87
J29	Vanderbilt	A	W/OT	90	87
F3	Auburn	H	L/OT	92	93
F7	Georgia	A	L	64	76
F10	LSU	H	L	82	88
F12	Mississippi	H	L	65	67
F17	Mississippi State	A	L	64	80
F19	Alabama	A	L	76	90
F22	Tennessee	H	L	73	87
F24	Georgia	H	L/OT	62	63
SEC Tournament, Birmingham, Ala.*					
F28	Alabama*	N	L	64	81

## 1979-80 | 7-21 | SEC 2-16, 10th

Coaches: John Lotz, Ed Visscher Captain: Game

D1	LSU	A	L	81	112
D4	Biscayne	H	W	93	88
D8	Florida State	N	L	70	87
D15	Mississippi State	A	L	72	90
D18	Mercer	H	L	67	69
D20	Florida Southern	A	L	75	98

### Gator Bowl Tournament\*

D26	Iowa State*	N	W	63	59
D27	Jacksonville*	A	L	55	61
D29	Illinois Wesleyan	H	W	93	74
J2	Georgia	H	W	57	52
J5	Auburn	A	L	62	82
J9	Tennessee	H	L	58	69
J12	Mississippi	A	L	65	85
J17	Kentucky	H	L	63	76

J19	Alabama	A	L	62	80
J21	Vanderbilt	A	L	85	105
J26	LSU	A	L	58	66
J30	Georgia	A	L	48	76
F2	Auburn	H	W	70	60
F6	Tennessee	A	L	76	100
F9	Mississippi	H	L	54	57
F13	Kentucky	A	L	70	95
F16	Alabama	H	L	73	84
F18	Jacksonville	H	W	60	55
F20	Vanderbilt	H	L	71	74
F23	Mississippi State	A	L	73	90
SEC Tournament, Birmingham, Ala.#					
F27	Vanderbilt#	N	W	72	71
F28	LSU#	N	L	82	95

## 1980-81 | 12-16 | SEC 5-13, 8th

Coach: Norm Sloan Captains: Ken McCraney, Mark Giombetti

N29	Biscayne	N	W	90	71
D6	Mississippi State	A	L	68	89
D13	Florida State	A	W/2OT	81	74
D18	Florida Southern	N	W	72	62
D20	Missouri Western	N	W	98	82

### Gator Bowl Tournament\*

D26	Jacksonville*	A	W	65	59
D27	Purdue*	N	L	87	95
D30	East Tennessee	H	W	72	54
J3	LSU	H	L	66	92
J7	Georgia	A	L	74	90
J10	Auburn	H	W	63	59
J14	Tennessee	A	L	64	78
J17	Mississippi	H	W	74	71
J21	Kentucky	A	L	48	102
J24	Alabama	H	W	97	91
J26	Florida State	H	L	71	82
J28	Vanderbilt	H	L	70	72
J31	LSU	A	L	75	92
F4	Georgia	H	L	64	87
F7	Auburn	A	W	55	50
F11	Tennessee	H	L	52	53
F14	Mississippi	A	L	52	66
F18	Kentucky	H	L	56	69
F21	Alabama	A	L	44	57
F25	Vanderbilt	A	L	64	73
F28	Mississippi State	H	W	81	71
SEC Tournament, Birmingham, Ala.#					
M4	Auburn#	N	W	50	48
M5	LSU#	N	L	73	85

## 1981-82 | 5-22 | SEC 2-16, 10th

Coach: Norm Sloan Captain: Game

N28	Biscayne	H	W	91	80
N29	Mississippi State	H	W	70	62
Florida Four Tournament*					
D4	South Florida*	N	L	56	58
D5	Jacksonville*	N	W	84	73
D12	Florida State	N	W	81	65
D22	Ohio State	A	L	58	61

### Cabrillo Classic#

D29	Temple#	N	L	81	85
D30	Baylor#	N	L	71	72
J2	LSU	A	L	60	61
J6	Georgia	H	L	67	73
J9	Auburn	A	L	60	80
J11	Florida State	A	L	67	82
J13	Tennessee	H	L	66	69
J16	Mississippi	A	L	67	69
J20	Kentucky	H	L	76	91
J23	Alabama	A	L	71	82
J27	Vanderbilt	A	L	48	51
J30	LSU	H	L	59	61
F3	Georgia	A	L	73	87
F6	Auburn	H	W	69	66
F10	Tennessee	A	L	75	90
F13	Mississippi	H	L/OT	57	58

# ALL-TIME RESULTS

F17	Kentucky	A	L	78	84	-/10
F20	Alabama	H	L	69	70	-/19
F24	Vanderbilt	H	L	67	81	
F27	Mississippi State	A	L	56	65	
	SEC Tournament, Lexington, Ky.**					
M3	Vanderbilt**	N	L/2OT	46	47	

## 1982-83 | 13-18 | SEC 5-13, 10th

<b>Coach: Norm Sloan</b>		<b>Captain: Game</b>				
Great Alaska Shootout*						
N26	Louisville*	N	L	63	80	-/8
N27	Alaska Anchorage*	A	W	72	52	
N28	Illinois*	N	L	55	68	
D3	Ohio State	H	L	74	80	
Florida Four Tournament#						
D10	Jacksonville#	H	W	104	78	
D11	South Florida#	H	L	73	77	
D19	Florida State	A	W	84	63	
D21	Biscayne	H	W	92	72	
Gator Bowl Tournament**						
D28	Penn State**	N	W	82	60	
D29	Jacksonville**	A	W	56	47	
J3	Alabama	H	W	89	85	-/5
J5	Mississippi State	H	L	60	62	
J8	Auburn	H	W	92	75	
J11	South Florida	A	W/OT	92	79	
J15	Vanderbilt	A	L	58	69	
J17	Kentucky	A	L	63	70	-/11
J22	Tennessee	H	W	78	74	
J25	Georgia	H	L	79	83	
J29	Mississippi	A	L	61	67	
F1	LSU	A	L	69	78	
F5	Auburn	A	L	54	62	
F9	St. Leo	H	W	85	49	
F12	Vanderbilt	H	W	61	54	
F14	Kentucky	H	L	61	73	-/11
F19	Tennessee	A	L	53	78	
F21	Georgia	A	L	65	80	
F26	Mississippi	H	W	75	64	
F28	LSU	H	L/OT	87	91	
M3	Alabama	A	L/2OT	99	106	
M5	Mississippi State	A	L	62	73	
	SEC Tournament, Birmingham, Ala.^\					
M10	Tennessee^\	N	L	62	78	

## 1983-84 | 16-13 | SEC 11-7, 3rd

<b>Coach: Norm Sloan</b>		<b>Captain: Ronnie Williams, Vernon Delancy</b>				
N26	Stetson	H	L	73	77	
N30	South Florida	H	W	79	77	
D2	Florida State	H	L	60	67	
D10	Jacksonville	A	W	52	51	
D20	Biscayne	H	W	74	51	
D23	Florida State	A	L	64	87	
Sugar Bowl Classic*						
D28	SW Louisiana*	N	L	65	74	
D29	Tulane*	N	W	65	53	
J2	Alabama	A	L	61	63	
J4	Mississippi State	A	W	56	55	
J7	Auburn	A	L	66	82	
J15	Vanderbilt	H	W	73	59	
J17	Kentucky	H	W	69	57	-/3
J21	Tennessee	A	L	65	70	
J24	Georgia	A	W	77	69	-/18
J29	Mississippi	H	W	78	48	
F1	LSU	H	W	78	60	-/14
F5	Auburn	H	L	65	67	-/19
F8	St. Leo	H	W	95	61	
F11	Vanderbilt	A	W	71	63	
F13	Kentucky	A	L	65	67	-/6
F18	Tennessee	H	L/2OT	74	75	
F20	Georgia	H	W	70	64	
F24	Mississippi	A	W	59	53	
F27	LSU	A	L	73	77	
M1	Alabama	H	W	81	62	
M3	Mississippi State	H	W	60	59	

SEC Tournament#						
M8	Tennessee#	N	L/OT	74	80	
	NIT^\					
M14	South Alabama^\	N	L	87	88	

## 1984-85 | 18-12 | SEC 9-9, 5th

<b>Coach: Norm Sloan</b>		<b>Captain: Eugene McDowell</b>				
N24	Central Florida	H	W	106	55	
N30	Florida State	A	W	68	65	
D4	South Florida	A	W	82	68	
D8	Jacksonville	H	W	83	70	
D20	St. Thomas	A	W	120	66	
D22	Stetson	A	W	70	54	
Hoosier Classic*						
D29	Arizona State*	N	W	87	73	
D30	Indiana*	N	L	63	80	-/15
J2	Tennessee	H	W	84	70	
J5	Auburn	A	L	74	80	
J10	Vanderbilt	A	W	68	64	
J12	Mississippi	H	W	82	64	
J16	Georgia	H	L	60	71	
J19	Kentucky	A	W	67	55	
J23	LSU	A	L	68	86	
J26	Alabama	H	W	86	77	
J30	Mississippi State	H	W	72	79	
F2	Tennessee	A	W	93	86	
F4	Florida State	H	W	86	79	
F6	Auburn	H	L/OT	78	81	
F9	Vanderbilt	H	W	78	66	
F13	Mississippi	A	L	54	56	
F16	Georgia	A	L	56	80	
F20	Kentucky	H	L	68	76	
F23	LSU	H	L	59	61	
F26	Alabama	A	L	66	81	
M2	Mississippi State	A	W	69	63	
SEC Tournament, Birmingham, Ala.#						
M7	Kentucky#	N	W	58	55	
M8	Auburn#	N	L	42	43	
	NIT**					
M14	SW Louisiana**	A	L	64	65	

## 1985-86 | 19-14 | SEC 10-8, 4th

<b>Coach: Norm Sloan</b>		<b>Captains: Joe Lawrence, Andrew Moten</b>				
N26	Central Florida	H	W	86	56	
N29	Florida State	H	W	85	66	
D3	Ohio State	A	L	73	80	
D7	South Florida	H	W	69	55	
D17	Miami	A	W	81	64	
Rebel Roundup*						
D20	Iona*	N	L	70	71	
D21	San Diego State*	N	L	62	63	
D30	Stetson	H	W	69	66	
J2	Tennessee	A	W/OT	77	75	
J4	Auburn	H	W	62	59	
J8	Vanderbilt	H	W	86	55	
J11	Mississippi	A	L	67	79	
J15	Georgia	A	L	69	89	
J18	Kentucky	H	L	55	72	-/11
J22	LSU	H	W	74	65	-/14
J25	Alabama	A	L	64	67	
J27	Miami	H	W	75	53	
J29	Mississippi State	A	W	73	64	
F1	Tennessee	H	W	69	61	
F6	Auburn	A	L	65	67	
F8	Vanderbilt	A	L	59	60	
F12	Mississippi	H	W	66	57	
F15	Georgia	H	W	71	70	
F19	Kentucky	A	L	69	80	-/8
F22	LSU	A	L	69	80	
F26	Alabama	H	W	77	65	
M1	Mississippi State	H	W	76	58	
SEC Tournament, Lexington, Ky.#						
M6	LSU#	N	L	66	72	
	NIT**					
M13	Southern Miss**	H	W	81	71	

M17	Texas Christian**	H	W	77	75	
M20	SW Missouri State**	H	W	54	53	
	NIT, New York City^\					
M24	Wyoming^\	N	L	58	67	
M26	Louisiana Tech^\	N	L	62	67	

## 1986-87 | 21-10\* | SEC 12-6, 2nd

<b>Coach: Norm Sloan</b>		<b>Captains: Joe Lawrence, Andrew Moten</b>				
N28	Florida State	A	L	76	80	
D1	Stetson	A	W	98	75	
D2	Western Carolina	H	W	116	68	
D4	Southern Methodist	N	W	110	70	
D10	Central Florida	H	W	89	54	
D13	South Florida	A	W	68	62	
D16	LSU	H	W	96	75	
Gator Bowl Tournament*						
D19	Virginia Tech*	N	W	82	60	
D20	Ohio State**	N	W	82	72	
Rainbow Classic#						
D27	California#	N	L	80	83	20/-
D29	Hawaii#	A	W	115	83	
D30	Ohio State#	N	L	84	88	
J3	Georgia	A	W	87	80	
J7	Mississippi State	H	W	100	56	
J10	Mississippi	A	W	80	72	
J14	Kentucky	A	L	62	67	
J17	Tennessee	H	W	97	90	
J21	LSU	A	W	75	51	
J24	Vanderbilt	H	W	85	81	
J28	Alabama	H	W/OT	90	80	19/9
J31	Auburn	A	L	68	81	19/18
F4	Georgia	H	W	66	52	
F7	Mississippi State	A	W	84	56	
F9	Auburn	H	L	70	84	19/-
F11	Mississippi	H	W	85	62	19/-
F14	Kentucky	H	W	74	56	19/-
F18	Tennessee	A	L	71	81	18/-
F21	Miami	H	W	99	60	18/-
F25	Vanderbilt	A	L	76	84	18/-
F28	Alabama	A	L/OT	85	86	18/10
SEC Tournament, Atlanta, Ga.**						
M6	LSU**	N	L	66	72	
NCAA First and Second Rounds, Syracuse, N.Y.^\						
M13	SNC State^\	N	W	82	70	
M15	SPurdue^\	N	W	85	66	-/7
NCAA Regional, East Rutherford, N.J.@						
M19	SSyracuse@	N	L	81	87	-/10

^Games vacated by National Collegiate Athletic Association (NCAA)

\*Two wins and one loss from NCAA Tournament vacated by NCAA

## 1987-88 | 22-11\* | SEC 11-7, t-2nd

<b>Coach: Norm Sloan</b>		<b>Captain: Vernon Maxwell</b>				
Preseason Big Apple NIT*						
N21	Jacksonville*	H	W	82	52	14/-
N23	Georgia Tech*	H	W	80	69	14/18
N27	Iowa State*	N	W	96	89	14/-
N28	Seton Hall*	N	W	70	68	14/-
D3	Southern Methodist	A	L	76	82	7/-
D12	Florida State	H	W	71	48	12/-
D16	Ohio State	H	W	102	69	11/-
D21	South Florida	H	W	83	69	8/-
Fiesta Bowl Classic@						
D29	Duke@	N	L	70	93	8/9
D30	Michigan State@	N	W	83	59	8/-
J2	Pittsburgh	A	L	68	80	8/3
J4	Towson State	H	W	77	55	15/-
J6	Auburn	A	L	67	72	15/-
J9	Georgia	H	W	87	70	15/-
J13	Mississippi State	A	W	55	45	
J16	Mississippi	H	W	77	72	
J20	Kentucky	A	W	58	56	-/4
J23	Tennessee	A	W	76	56	
J27	LSU	H	W	61	50	14/-
J30	Vanderbilt	A	L	65	92	14/-
F3	Alabama	A	W	74	64	19/



# ALL-TIME RESULTS

F6	Auburn	H	L	57	58	19/
F10	Georgia	A	L	65	71	
F13	Mississippi State	H	W	69	52	
F15	Miami	A	W	83	73	
F17	Mississippi	A	L	75	82	
F20	Kentucky	H	W	83	76	-/9
F24	Tennessee	H	L	63	65	
M2	Vanderbilt	H	W	81	65	-/19
M5	Alabama	H	W	52	45	
M6	LSU	A	L	69	86	
SEC Tournament, Baton Rouge, La.**						
M11	Tennessee**	N	W	67	60	
M12	Georgia**	N	L	70	72	
NCAA First and Second Rounds, Salt Lake City, Utah#						
M17	St. John's#	N	W	62	59	
M19	Michigan#	N	L	85	108	-/10
§Games vacated by National Collegiate Athletic Association (NCAA)						
*One win and one loss from NCAA Tournament vacated by the NCAA						

## 1988-89 | 21-13 | SEC 13-5, 1st

Coach: Norm Sloan Captain: Clifford Lett

<b>SEC Champions</b>						
Great Alaska Shootout*						
N25	Cal-Berkeley*	N	L	58	73	15/-
N26	Alaska-Anchorage*	N	W	83	72	15/-
N27	Utah*	N	W	77	68	15/-
N30	Siena	H	W	71	67	19/-
D3	Florida State	A	L	86	104	19/14
D6	Illinois	A	L	67	97	-/7
D10	LSU	H	L	101	111	
D19	Miami	H	W	101	81	
D22	Pittsburgh	H	L	87	90	
ECAC Holiday Festival@						
D27	Ohio State@	N	L	68	93	-/15
D29	Fordham@	N	W	59	52	
J5	Mississippi	A	L	71	80	
J7	Georgia	A	W	80	66	-/20
J9	South Florida	A	W	87	82	
J12	Kentucky	H	L	56	69	
J14	Auburn	A	W	79	75	
J18	Tennessee	A	L	76	83	-/18
J21	Mississippi State	H	W	81	57	
J25	Vanderbilt	A	W/OT	81	78	
F1	Alabama	H	W	85	76	
F4	Stanford	N	L	69	84	-/20
F5	Mississippi	H	W	78	67	
F8	Georgia	H	W	65	60	
F11	Kentucky	A	W	59	53	
F15	Auburn	H	W	90	79	
F18	Tennessee	H	W	99	81	
F22	Mississippi State	A	W	78	69	
F25	Vanderbilt	H	W/OT	83	80	
M1	LSU	A	W	104	95	
M4	Alabama	A	L	63	83	
SEC Tournament, Knoxville, Tenn.**						
M10	Georgia**	N	W	62	61	
M11	Tennessee**	N	W	76	71	
M12	Alabama**	N	L	60	72	
NCAA First Round, Dallas, Texas#						
M17	Colorado State#	N	L	46	68	

## 1989-90 | 7-21 | SEC 3-15, 10th

Coach: Don DeVoe Captain: Renaldo Garcia

D1	Florida State	H	W	82	69	24/-
D5	Illinois	H	L	69	74	25/7
D9	James Madison	N	W	85	77	25/-
D16	Texas	A	L	94	105	24/-
D23	South Florida	H	W	91	54	
Sugar Bowl Classic*						
D27	New Orleans*	N	W	69	64	
D28	LaSalle*	N	L	69	76	
J2	Mississippi	A	L	60	75	
J6	Georgia	H	W	97	69	
J10	Kentucky	A	L	81	89	
J13	Auburn	H	W	84	62	

J17	Tennessee	H	L	75	80	
J20	Mississippi State	A	L	73	98	
J24	Vanderbilt	H	L	64	71	
J27	LSU	A	L	52	70	-/16
J30	Alabama	A	L	44	57	
F3	Mississippi	H	L	63	83	
F6	Georgia	A	L	65	70	
F10	Georgetown	A	L	40	56	-/5
F12	Kentucky	H	L	74	78	
F14	Auburn	A	L	55	75	
F17	Tennessee	A	L	57	75	
F19	Miami	A	L	59	62	
F21	Mississippi State	H	L	54	79	
F24	Vanderbilt	A	L	54	67	
F27	LSU	H	W	76	63	-/15
M3	Alabama	H	L	54	63	
SEC Tournament, Orlando, Fla.**						
M8	Vanderbilt**	N	L	58	68	

## 1990-91 | 11-17 | SEC 7-11, 6th

Coach: Lon Kruger Captains: Dwayne Davis, Renaldo Garcia

N24	South Florida	A	L	61	70	
N27	Texas	H	L	74	76	-/22
N30	Florida State	A	W	85	68	
D5	James Madison	A	L	66	93	
Carrier Classic*						
D7	UNC Charlotte*	N	L	92	94	
D8	Alaska-Anchorage*	N	W	92	81	
D15	Augusta College	H	W	82	43	
D21	Stanford	A	L	74	86	
D30	Miami	H	W	62	60	
J2	Mississippi	H	W	65	49	
J5	Auburn	H	W	84	82	
J9	Alabama	A	L	64	72	
J12	Georgia	A	L	54	79	
J16	Tennessee	H	L	67	70	
J19	Mississippi State	H	W	85	82	
J23	Kentucky	A	L	65	81	-/8
J26	LSU	A	L	66	76	-/16
J30	Vanderbilt	H	L	57	60	
F2	Mississippi	A	W/2OT	91	81	
F6	Auburn	A	W/OT	87	84	
F9	Alabama	H	L	80	88	
F12	Georgia	H	W	90	75	
F16	Tennessee	A	W	73	68	
F20	Mississippi State	A	L	67	81	-/21
F23	Kentucky	H	L	74	90	-/12
F27	LSU	H	L	66	79	-/18
M2	Vanderbilt	A	L	68	82	
SEC Tournament, Nashville, Tenn.**						
M8	Alabama**	N	L	65	71	-/24

## 1991-92 | 19-14 | SEC 9-7, 2nd East

Coach: Lon Kruger Captains: Brian Hogan, Tim Turner

N23	Florida A&M	H	W	76	66	
N26	Howard	H	W	74	60	
D2	Jacksonville	A	W	80	77	
D4	Charleston Southern	H	W	57	52	
D7	Wichita State	A	W	61	50	
D15	South Florida	H	L	71	73	
D21	Florida International	A	W	69	44	
Red Lobster Classic*						
D28	Virginia Tech*	N	L	57	79	
D30	Brigham Young*	N	L	73	79	
J2	Texas A&M	H	W	73	46	
J8	South Carolina	H	W	53	52	
J11	Kentucky	A	L	60	81	-/15
J15	Georgia	A	L	63	71	
J18	Tennessee	H	W	71	65	
J22	Arkansas	A	L	62	75	-/9
J25	Vanderbilt	H	W	75	55	
J27	Florida State	H	L	67	68	-/23
F1	Alabama	A	L	56	68	-/22
F5	LSU	H	L	50	70	-/22
F8	Mississippi State	H	W	87	66	

F12	Mississippi	A	W/OT	86	84	
F19	Auburn	H	W	92	81	
F22	South Carolina	A	W	50	48	
F26	Tennessee	A	W	72	68	
F29	Georgia	H	L	60	69	
M4	Kentucky	H	W	79	62	-/10
M7	Vanderbilt	A	L	76	82	
SEC Tournament, Birmingham, Ala.**						
M13	Alabama**	N	L	60	62	-/17
NIT#						
M19	Richmond#	H	W	66	52	
M23	Pittsburgh#	A	W	77	74	
M25	Purdue#	N	W	74	67	
M30	Virginia#	N	L	56	62	
A1	Utah#	N	L	78	81	

## 1992-93 | 16-12 | SEC 9-7, 3rd East

Coach: Lon Kruger Captains: Stacey Poole, Hosie Grimsley, Scott Stewart

D1	Stetson	H	W	70	52	
D4	South Florida	A	W	80	78	
D8	Jacksonville	H	W/OT	82	75	
The Milk Challenge*						
D19	Temple*	N	L	62	67	
D20	UNC Charlotte*	N	W	70	69	
D22	Texas A&M	A	L	54	57	
Sun Carnival Classic@						
D28	Purdue@	N	L	63	67	-/13
D29	Austin Peay@	N	W	86	62	
J2	Florida State	A	W	89	86	-/18
J6	Auburn	A	W	76	73	
J9	Vanderbilt	H	W	62	61	-/18
J13	Georgia	A	W/OT	81	77	
J16	LSU	A	L	81	85	
J20	South Carolina	H	L	76	81	
J24	Tennessee	A	W	80	68	
J26	Wichita State	H	W	83	58	
J30	Kentucky	A	L	48	71	-/4
F3	Alabama	H	W	69	59	
F6	Arkansas	H	L	66	74	-/17
F9	Georgia	H	W	82	79	
F17	Mississippi	H	W	94	47	
F24	Vanderbilt	A	L	64	82	-/11
F24	South Carolina	A	W	80	73	
F27	Tennessee	H	W	84	70	
M3	Mississippi State	A	L	71	78	
M7	Kentucky	H	L	77	85	-/5
SEC Tournament, Lexington, Ky.**						
M11	Mississippi**	N	L	62	67	
NIT#						
M17	Minnesota#	A	L	66	74	

## 1993-94 | 29-8 | SEC 12-4, t-1st East

Coach: Lon Kruger Captains: Craig Brown, Andrew DeClercq


NCAA Final Four, SEC East Co-Champions						
N26	Florida International	H	W	86	66	
D4	Texas	A	W	76	68	
D6	South Florida	H	W	66	55	
D8	Jacksonville	A	W	68	67	
D11	Stetson	H	W	90	44	
Orlando, Fla.#						
D18	Florida State#	N	L	59	69	
D20	Central Florida	H	W	83	69	
D22	Villanova	A	W	85	77	
Rainbow Classic, Honolulu, Hawaii*						
D28	Oklahoma State*	N	W	74	69	-/20
D29	Louisville*	N	L	68	83	-/11
D30	Evansville*	N	W	66	63	
J5	LSU	H	W	74	73	
J8	Tennessee	A	W	86	71	
St. Petersburg, Fla.+						
J11	South Florida+	A	W	69	64	
J15	South Carolina	A	W	77	75	
J18	Kentucky	H	W	59	57	-/7
J22	Alabama	A	L	61	69	

# ALL-TIME RESULTS

J26	Georgia	A	W	100	78
J29	Vanderbilt	H	W	75	66
F2	Auburn	H	W	68	67 24/-
F5	Mississippi State	H	W	84	75 24/-
F9	Mississippi	A	W	74	55 20/-
F12	Arkansas	A	L	87	99 20/3
F16	Georgia	H	W	91	79 17/-
F19	South Carolina	H	W	88	64 17/-
F21	Florida State	H	W	72	61 16/-
F26	Vanderbilt	A	L	78	82 16/-
M2	Kentucky	A	L	77	80 19/7
M5	Tennessee	H	W	82	71 19/-
SEC Tournament, Memphis, Tenn. ^					
M11	South Carolina ^	N	W	84	57 17/-
M12	Alabama ^	N	W	68	52 17/-
M13	Kentucky ^	N	L	60	73 17/10
NCAA First and Second Rounds, Long Island, N.Y. #					
M17	James Madison #	N	W	64	62 14/-
M19	Pennsylvania #	N	W	70	58 14/-

NCAA Regional, Miami, Fla. @					
M25	Connecticut @	N	W/OT	69	60 14/4
M27	Boston College @	N	W	74	66 14/-
NCAA Final Four, Charlotte, N.C.!					
A2	Duke!	N	L	65	70 14/6
<b>1994-95   17-13   SEC 8-8, 3rd East</b>					
Coach: Lon Kruger Captains: Dan Cross, Andrew Declercq					
N25	Stetson	H	W	73	64 10/-
The Great Eight, Detroit, Mich. &					
N29	Boston College &	N	W	91	65 8/-
The Greensboro Challenge, Greensboro, N.C. @					
D3	Wake Forest @	A	W	81	70 8/21
D7	Kansas	A	L	63	69 6/4
D10	Texas	H	W	91	73 6/-
The Milk Challenge, Orlando, Fla. #					
D17	Florida State #	N	W/2OT	71	65 8/-
D21	Jacksonville	H	L	67	68 8/-
D30	St. Francis (Pa.)	H	W	87	72 13/-

J3	LSU	A	L	66	70 13/-
J7	Vanderbilt	H	W	72	62 13/-
J10	Kentucky	H	L	67	83 15/7
J14	Villanova	H	L	70	72 15/-
J18	South Carolina	A	W	71	59 24/-
J22	Tennessee	A	W	62	47 24/-
J25	Auburn	A	L	71	77 23/-
J28	Mississippi	H	W	72	57 23/-
F1	Mississippi State	A	L	70	47 25/-
F7	Georgia	A	W	82	66
F11	South Carolina	H	W	71	56
F15	Tennessee	H	W	70	48
F18	Kentucky	A	L	77	87 -/4
F20	Florida State	A	W	75	62
F22	Georgia	H	L	85	101
F25	Alabama	H	L	66	69 -/20
F28	Arkansas	H	L	85	94 -/7
M5	Vanderbilt	A	W	69	58
SEC Tournament, Atlanta, Ga.*					
M9	Mississippi*	N	W	63	59
M10	Mississippi State*	N	W	80	64 -/15
M11	Kentucky*	N	L	72	86 -/3
NCAA First Round, Tallahassee, Fla.!					
M17	Iowa State!	N	L	61	64 -/24



Lon Kruger coached the Gators to their first Final Four as a 5-seed in the 1994 NCAA Tournament. The Gators will celebrate the 25th anniversary of that team during the 2018-19 season.

<b>1995-96   12-16   SEC 6-10, 5th East</b>					
Coach: Lon Kruger Captains: Dametri Hill, Brian Thompson					
N24	Charleston Southern	H	W	83	65
N28	South Florida	A	L	58	73
Franklin Bank/Children's Classic#					
D2	George Washington#	N	W	75	66
D3	Massachusetts#	N	L	58	80 -/5
D9	Wake Forest	H	L	53	77 -/10
The Milk Challenge, Orlando, FL ‡					
D16	Florida State ‡	N	L	52	74
D20	Stetson	H	W	78	46
All-College Tournament ^					
D29	Louisiana Tech ^	N	W	71	56
D30	Oklahoma ^	N	W	76	72
J3	Arkansas	A	L	60	75
J6	Mississippi State	H	L	66	69 -/17
J11	Kansas	H	L	54	69 -/3
J13	South Carolina	H	W	81	69
J17	Georgia	A	L	46	71 -/22
J20	Mississippi	A	W	59	55
J24	Vanderbilt	H	W	77	55
J27	LSU	H	W	73	70
J31	Alabama	A	L	65	68
F3	Kentucky	A	L	63	77 -/2
F7	Tennessee	H	W	63	51
F10	Auburn	H	L	70	73
F13	Vanderbilt	A	L	56	70
F21	South Carolina	A	L	75	80
F24	Kentucky	H	L	63	94 -/2
F28	Georgia	H	L	70	86
M2	Tennessee	A	W	73	71
SEC Tournament, New Orleans, La.*					
M7	Ole Miss*	N	W	75	62
M8	Kentucky*	N	L	76	100 -/1

<b>1996-97   13-17   SEC 5-11, 5th East</b>					
Coach: Billy Donovan Captains: None					
N22	UCF	H	W	80	63
N25	Bethune Cookman	H	W	68	59
San Juan Shootout+					
N29	Creighton+	N	L	73	74
N30	Puerto Rico+	A	W	93	63
D1	Delaware+	N	L	78	88
D4	Texas	H	L	64	82 -/18
D7	Duquesne	A	W	95	85
D10	South Florida	H	W	85	53
D14	Stetson	H	W	57	47
D21	Florida State	N	L	65	79
Fiesta Bowl Classic&					
D28	Pennsylvania&	N	L	63	71

# ALL-TIME RESULTS

D30	Robert Morris&	N	W	106	69
J5	Arkansas	H	W	75	62 -/22
J8	LSU	A	L/OT	82	88
J11	Auburn	A	L	65	79
J15	South Carolina	H	L	79	80
J18	Alabama	H	W	85	66
J22	Georgia	A	L/OT	70	77
J25	Tennessee	A	W	56	50
J29	Kentucky	H	L	65	92 -/3
F1	Vanderbilt	H	L	63	74
F3	Jacksonville	H	W	102	82
F8	South Carolina	A	L	68	76 -/19
F12	Mississippi State	A	W	72	69
F15	Kentucky	A	L	56	85 -/4
F19	Tennessee	H	W	76	54
F23	Ole Miss	H	L	65	67
F26	Georgia	H	L	76	88
M3	Vanderbilt	A	L	72	79
SEC Tournament, Memphis, Tenn.*					
M6	Alabama*	N	L	66	80

## 1997-98 | 14-15 | SEC 6-10, 6th East

**Coach: Billy Donovan**      **Captains: None**

N15	Nicholls State	H	W	66	63
N18	UCF	H	W	100	85
N21	Stetson	H	W	79	69
N29	Coastal Carolina	H	W	62	44
D3	Duquesne	H	W	99	66
D9	Texas	A	L	82	85
D14	Florida State	N	L	81	83 -/16
D22	McNeese State	H	W	95	53
D27	UAB	N	L	73	80
J3	Tennessee	H	W	83	69
J7	Ole Miss	A	L	79	90 -/14
J10	Georgia	H	W	82	77
J14	Arkansas	A	L	84	89 -/22
J17	LSU	H	L	63	66
J19	Jacksonville	A	W	75	69
J24	Vanderbilt	H	W	85	69
J28	South Carolina	A	L	72	74 -/13
F1	Kentucky	A	W	86	78 -/7
F4	Mississippi State	H	W/OT	82	78
F7	Georgia	A	L	77	87
F11	Auburn	H	W	81	64
F14	Alabama	A	L	66	80
F18	Kentucky	H	L	54	79 -/8
F21	South Carolina	H	L	74	79 -/13
F25	Tennessee	A	L	75	79
F28	Vanderbilt	A	L	56	73
SEC Tournament, Atlanta, Ga.*					
M5	Auburn*	N	W	68	64
M6	South Carolina*	N	L	60	71 -/15
NIT#					
M11	Georgetown#	H	L	69	71

## 1998-99 | 22-9 | SEC 10-6, 3rd East

**Coach: Billy Donovan**      **Captains: Eddie Shannon, Greg Stolt**

N16	Georgia Southern	H	W	76	62
N20	Florida State	A	W	82	66
N23	Bethune-Cookman	H	W	91	61
N30	Coastal Carolina	H	W	110	68
D5	Charleston Southern	H	W	80	67
D9	Duke	A	L	86	116 -/3
D12	Jacksonville	H	W	79	72
D20	Long Island	H	W	119	61
D22	Morehead State	H	W	117	70
D27	Michigan	N	W	79	63
J2	Kentucky	A	L	58	93 -/7
J6	Vanderbilt	H	W	90	59
J10	Georgia	H	W	72	62
J13	South Carolina	A	W	68	51
J16	Auburn	A	L	69	88 -/8
J20	LSU	A	W	77	58
J23	Tennessee	H	W	93	72
J27	Alabama	H	W	72	68 25/-

J30	Mississippi State	A	L/OT	63	66 25/-
F4	Kentucky	H	W	75	68 -/5
F6	Ole Miss	H	L	68	79
F10	Tennessee	A	L	56	91 23/-
F13	Georgia	A	W	75	64 23/-
F16	Arkansas	H	W	74	61 23/-
F24	South Carolina	H	W	89	61 19/-
F27	Vanderbilt	A	L/OT	70	71 19/-
SEC Tournament, Atlanta, Ga.*					
M4	LSU*	N	W	97	75 21/-
M5	Arkansas*	N	L	74	75 21/22
NCAA First and Second Rounds, Seattle, Wash.#					
M11	Pennsylvania#	N	W	75	61 23/-
M13	Weber State#	N	W/OT	82	74 23/-
NCAA Regional, Phoenix, Ariz.\$					
M18	Gonzaga\$	N	L	72	73 23/-

## 1999-2000 | 29-8 | SEC 12-4, t-1st East

**Coach: Billy Donovan**      **Captains: Kenyan Weaks, Brent Wright, Major Parker**

**NCAA Runner-Up, SEC Co-Champions**

N19	Florida State	H	W	96	61 7/-
N22	Utah State	N	W	60	58 6/-
N23	Purdue	N	L	68	79 6/22
N24	Georgetown	N	W	72	62 6/-
N29	New Hampshire	H	W	131	72 11/-
D4	Florida A&M	H	W	96	44 11/-
D11	Bethune-Cookman	H	W	93	77 9/-
D19	High Point	H	W	109	60 9/-
D22	Rutgers	N	W	85	65 8/-
D23	UNC Wilmington	H	W	80	53 8/-
D28	Virginia Military	H	W	113	68 6/-
D30	South Alabama	H	W	82	61 6/-
J5	Vanderbilt	A	L	77	87 6/-
J8	Ole Miss	A	W	75	71 6/-
J12	LSU	H	W	82	57 10/24
J18	Tennessee	H	L/2OT	79	81 9/16
J22	Alabama	A	W	77	73 9/-
J26	DePaul	N	L	69	71 10/-
J29	Vanderbilt	H	W	89	63 10/20
F2	South Carolina	A	W	86	82 12/-
F5	Georgia	H	W	85	66 12/-
F8	Kentucky	H	W	90	73 12/11
F12	Tennessee	A	L/OT	73	76 12/8
F15	Arkansas	A	W	80	71 11/-
F19	Mississippi State	H	W	88	58 11/-
F23	Georgia	A	W	90	68 9/-
F27	Auburn	H	W	88	59 9/11
M1	South Carolina	H	W	87	67 8/-
M4	Kentucky	A	L	70	85 8/22
SEC Tournament, Atlanta, Ga.*					
M9	Ole Miss*	N	W	89	67 11/-
M10	Auburn*	N	L	70	78 11/-
NCAA First and Second Rounds, Winston-Salem, N.C.#					
M17	Butler#	N	W/OT	69	68 13/-
M19	Illinois#	N	W	93	76 13/21
NCAA Regional, Syracuse, N.Y.!					
M24	Duke University!	N	W	87	78 13/1
M26	Oklahoma State!	N	W	77	65 13/14
NCAA Final Four, Indianapolis, Ind.\$					
A1	North Carolina\$	N	W	71	59 13/-
A3	Michigan State\$	N	L	76	89 13/2

## 2000-01 | 24-7 | SEC 12-4, t-1st East

**Coach: Billy Donovan**      **Captains: Brent Wright, Major Parker**

**SEC Co-Champions**

N17	Florida State	A	W	85	70 11/-
N27	Florida Atlantic	H	W	100	42 10/-
D2	DePaul	H	W	83	76 10/-
D6	Michigan State	A	L	83	99 8/2
D9	Rutgers	H	W	79	65 8/-
D10	FAMU	H	W	125	50 8/-
D16	Gonzaga	N	W	85	71 8/-
D19	Bethune-Cookman	H	W	106	64 7/-
D23	American University	H	W	76	33 7/-

D28	Tulane	N	W	103	85 5/-
D30	New Hampshire	H	W	102	54 5/-
J7	South Carolina	A	L	68	69 5/-
J10	Mississippi State	A	W	81	80 8/-
J17	Georgia	H	L	72	75 7/-
J20	Vanderbilt	H	L	61	63 7/-
J24	Auburn	A	W	65	63 14/-
J27	South Carolina	H	W	69	57 14/-
J30	Tennessee	H	W	81	67 13/8
F3	Georgia	A	W	82	71 13/25
F6	Kentucky	A	L	70	71 8/-
F10	Arkansas	H	W	73	63 8/-
F13	LSU	A	W/OT	81	74 11/-
F18	Tennessee	A	W	88	82 11/15
F21	Ole Miss	H	W	75	55 7/12
F24	Alabama	H	W	89	68 7/14
F28	Vanderbilt	A	W	72	62 6/-
M4	Kentucky	H	W	94	86 6/15
SEC Tournament, Nashville, Tenn.*					
M9	Alabama*	N	W	69	61 5/-
M10	Ole Miss*	N	L	69	74 5/14
NCAA First and Second Rounds, New Orleans, La.#					
M16	Western Kentucky#	N	W	69	56 8/-
M18	Temple#	N	L	54	75 8/-

## 2001-02 | 22-9 | SEC 10-6, t-1st East

**Coach: Billy Donovan**      **Captains: Udonis Haslem, Matt Bonner, Brett Nelson**

**SEC East Co-Champions**

**IKON Coaches vs. Cancer Classic>**

N8	Temple>	N	W	72	64 6/16
N9	Arizona>	N	L	71	75 6/-
N16	Florida State	H	W	68	47 6/-
N28	New Hampshire	A	W	108	56 6/-
D2	Tulane	H	W	81	65 6/-
D5	Michigan State	H	W	74	70 6/24
D8	South Florida	A	W	92	73 6/-
D15	UNC-Charlotte	N	W	73	52 5/-
D18	High Point	H	W	103	49 4/-
D22	New Orleans	H	W	76	60 4/-
D28	Stetson	H	W	94	66 3/-
D30	Belmont	H	W	107	55 3/-
J5	South Carolina	H	W	69	60 3/-
J9	Tennessee	A	W/OT	104	100 3/-
J12	Vanderbilt	A	W	95	85 3/-
J16	LSU	H	W	102	70 2/-
J19	Georgia	H	L	79	84 2/20
J26	Arkansas	A	L/OT	92	94 5/-
J29	Kentucky	H	L	68	70 5/10
F2	Mississippi State	H	W	76	48 5/-
F5	South Carolina	A	W	72	63 8/-
F9	Vanderbilt	H	W	80	54 8/-
F12	Georgia	A	W	85	70 6/21
F16	Ole Miss	A	L	51	68 6/-
F20	Auburn	H	W	89	61 8/-
F23	Alabama	A	L	64	65 8/5
F26	Tennessee	H	W	68	62 8/-
M2	Kentucky	A	L	67	70 8/11
SEC Tournament, Atlanta, Ga.*					
M7	Auburn*	N	W	81	63 11/-
M8	Mississippi State*	N	L	52	62 11/-
NCAA First Round, Chicago, Ill.#					
M15	Creighton#	N	L/2OT	82	83 15/-

## 2002-03 | 25-8 | SEC 12-4, 2nd East

**Coach: Billy Donovan**      **Captains: Matt Bonner, Justin Hamilton, Brett Nelson**

**Preseason NIT >**

N19	Louisiana Tech>	H	W	76	55 8/-
N21	Eastern Illinois>	H	W	99	65 8/-
N24	Coastal Carolina	H	W	88	45 8/-
N27	Stanford>	N	L	65	69 7/-
N29	Kansas>	N	W	83	73 7/2
D3	West Virginia	N	L	66	68 8/-
D6	Florida State	A	W	58	57 8/-



# ALL-TIME RESULTS

D8	South Florida	H	W	68	52	8/-
D14	Maryland	A	W	69	64	14/18
D21	Miami	N	W/OT	94	93	13/-
D23	Charleston Southern	H	W	74	62	12/-
D28	Bethune Cookman	H	W	99	64	12/-
D30	Florida A&M	H	W	91	58	12/-
J7	Mississippi State	A	W	74	66	11/7
J11	Georgia	H	W	66	63	11/20
J15	Tennessee	H	W	77	64	6/-
J18	South Carolina	A	W	77	75	6/-
J22	Vanderbilt	H	W	87	75	5/-
J28	LSU	A	W	70	53	4/-
F1	Arkansas	H	W	77	66	4/-
F4	Kentucky	A	L	55	70	1/6
F8	Alabama	H	W	75	56	1/22
F12	Ole Miss	H	W	74	55	4/-
F15	Tennessee	A	L	59	66	4/-
F17	New Orleans	H	W	77	48	7/-
F22	Vanderbilt	A	W/OT	77	74	7/-
F25	South Carolina	H	W	96	63	4/-
M1	Auburn	A	W	73	70	4/-
M4	Georgia	A	L	81	82	3/25
M8	Kentucky	H	L	67	69	3/2
SEC Tournament, New Orleans, La.*						
M14	LSU*	N	L	61	65	7/-
NCAA First and Second Rounds, Tampa, Fla.#						
M21	Sam Houston State#	N	W	85	55	10/-
M23	Michigan State#	N	L	46	68	10/-

## 2003-04 | 20-11 | SEC 9-7, 2nd East

**Coach: Billy Donovan**

N25	Montana State	H	W	112	73	8/-
MassMutual Tip-Off Classic, Springfield, Mass.*						
N28	Arizona*	N	W	78	77	8/4
D2	Florida A&M	H	W	102	78	2/-
D4	UCF	N	W	59	39	2/-
D6	Stetson	H	W	74	61	2/-
D10	Maryland	H	L/OT	68	69	1/-
D13	Louisville	A	L	65	73	1/-
D20	West Virginia	N	W	70	57	15/-
D22	Northeastern	H	W	101	84	13/-
D27	Eastern Kentucky	H	W	109	63	13/-
J3	Florida State	H	W	87	73	14/-
J7	South Carolina	A	W	65	62	14/-
J10	Tennessee	H	W	95	57	14/-
J17	Vanderbilt	A	L	72	86	14/23
J21	Mississippi State	H	L	68	79	17/19
J24	Auburn	H	W	68	52	17/-
J27	Alabama	A	W	88	78	22/-
F31	Tennessee	A	L	63	65	22/-
F3	Kentucky	H	L	65	68	21/9
F7	Vanderbilt	H	W	81	71	21/-
F14	LSU	H	L	70	73	22/-
F17	Georgia	A	L	62	76	
F21	Ole Miss	A	W	81	66	
F25	South Carolina	H	W	69	58	
F28	Arkansas	A	W	73	68	
M3	Georgia	H	W	63	55	
M7	Kentucky	A	L	62	82	-/9
SEC Tournament, Atlanta, Ga.<						
M12	Alabama<	N	W/OT	75	73	
M13	Vanderbilt<	N	W	91	69	
M14	Kentucky<	N	L	73	89	-/8
NCAA First Round, Raleigh, N.C.+						
M18	Manhattan+	N	L	60	75	

## 2004-05 | 24-8 | SEC 12-4, 2nd East

**Coach: Billy Donovan**

**SEC Tournament Champions**

N19	Jacksonville	N	W	81	59	23/-
N23	Florida Atlantic	H	W	90	45	23/-
N27	Providence College	N	W	84	66	23/-
N30	Florida A&M	H	W	88	51	19/-
D4	Miami	H	L	65	72	19/-
D8	Stetson	H	W	93	54	
D11	Louisville	H	L	70	74	-/13

D19	Georgia Southern	H	W	100	68	
D22	Eastern Kentucky	H	W	98	49	
D29	Sam Houston State	H	W	83	51	
J2	Florida State	A	L	69	82	
J8	Arkansas	H	W	82	74	
J12	Auburn	A	W/OT	84	78	
J15	Vanderbilt	A	W	82	65	
J19	Tennessee	H	L/OT	76	83	
J25	Georgia	H	W	70	47	
J29	South Carolina	H	W	80	72	
F1	Mississippi State	A	L	57	71	
F5	Alabama	H	W	85	54	-/11
F8	Kentucky	A	L	66	69	-/5
F12	Tennessee	A	W	84	73	
F16	Ole Miss	H	W	90	53	
F19	LSU	A	L	73	77	
F23	Vanderbilt	H	W	69	61	
F27	South Carolina	A	W	66	65	
M2	Georgia	A	W	50	38	
M6	Kentucky	H	W	53	52	-/3
SEC Tournament, Atlanta, Ga.*						
M11	Mississippi State*	N	W	80	64	
M12	Alabama*	N	W	68	62	-/20
M13	Kentucky*	N	W	70	53	-/4
NCAA First and Second Rounds, Nashville, Tenn.>						
M18	Ohio>	N	W	67	62	16/-
M20	Villanova>	N	L	65	76	16/19

## 2005-06 | 33-6 | SEC 10-6, 2nd East

**Coach: Billy Donovan**

**National Champions, SEC Tournament Champions**

Coaches vs. Cancer Classic>						
N9	St. Peter's College>	H	W	80	51	
N10	Albany>	H	W	83	64	
N17	Wake Forest>	N	W	77	72	-/19
N18	Syracuse>	N	W	75	70	-/16
N25	Florida State	H	W	74	66	14/-
N28	Alabama State	H	W	87	60	11/-
D3	UCF	H	W	80	47	11/-
D6	Providence	A	W	87	77	10/-
D9	Bethune-Cookman	H	W	88	58	10/-
D18	Jacksonville	H	W	101	58	7/-
D22	Miami	A	W	77	67	5/-
D30	Florida A&M	H	W	84	47	5/-
J3	Morgan State	H	W	92	49	5/-
J7	Georgia	A	W	90	72	5/-
J11	Mississippi State	H	W	75	60	2/-
J14	Auburn	H	W	69	57	2/-
J18	Savannah State	H	W	113	62	2/-
J21	Tennessee	A	L	76	80	2/-
J25	South Carolina	A	L	62	68	5/-
J28	Vanderbilt	H	W	81	58	5/-
J31	Ole Miss	A	W	69	58	8/-
F4	Kentucky	H	W	95	80	8/-
F8	South Carolina	H	L	67	71	7/-
F11	LSU	H	W	71	62	7/-
F15	Vanderbilt	A	W	73	68	10/-
F18	Arkansas	A	L	81	85	10/-
F22	Tennessee	H	L	72	76	12/10
F26	Alabama	A	L	77	82	12/-
M1	Georgia	H	W	77	66	17/-
M5	Kentucky	A	W	79	64	17/-
SEC Tournament, Nashville, Tenn.*						
M10	Arkansas*	N	W	74	71	16/-
M11	LSU*	N	W	81	65	16/18
M12	South Carolina*	N	W	49	47	16/-
NCAA First and Second Rounds, Jacksonville, Fla.#						
M16	South Alabama#	N	W	76	50	11/-
M18	UW-Milwaukee#	N	W	82	60	11/-
NCAA Regional, Minneapolis, Minn.\$						
M24	Georgetown\$	N	W	57	53	11/23
M26	Villanova\$	N	W	75	62	11/3
NCAA Final Four, Indianapolis, Ind.!						
A1	George Mason!	N	W	73	58	11/-
A3	UCLA!	N	W	73	57	11/7

## 2006-07 | 35-5 | SEC 13-3, 1st East

**Coach: Billy Donovan**

**National Champions, SEC Champions, SEC Tournament Champions**

N10	Samford	H	W	79	54	1/-
N14	North Florida	H	W	86	40	1/-
N16	Jacksonville	H	W	90	61	1/-
N18	Tennessee-Chattanooga	H	W	93	44	1/-
N21	Prairie View	H	W	94	33	1/-
N24	Western Kentucky	N	W	101	68	1/-
N25	Kansas	N	L	80	82	1/10
N28	Southern	H	W	83	27	4/-
D3	Florida State	A	L	66	70	4/-
D6	Providence	H	W	85	67	7/-
D17	Florida A&M	N	W	72	57	5/-
D20	Stetson	H	W	88	67	5/-
D23	Ohio State	H	W	86	60	5/3-
D30	UAB	N	W	75	70	3/-
J2	Liberty	H	W	89	58	3/-
J6	Georgia	H	W	67	51	3/-
J9	Arkansas	H	W	79	72	2/-
J13	South Carolina	A	W	84	50	2/-
J20	Ole Miss	H	W	79	70	1/-
J24	Mississippi State	A	W	70	67	1/-
J27	Auburn	A	W	91	66	1/-
J31	Vanderbilt	H	W	74	64	1/24
F3	Tennessee	H	W	94	78	1/-
F7	Georgia	A	W	71	61	1/-
F10	Kentucky	A	W	64	61	1/20
F14	Alabama	H	W	76	67	1/25
F17	Vanderbilt	A	L	70	83	1/-
F21	South Carolina	H	W	63	49	3/-
F24	LSU	A	L	56	66	3/-
F27	Tennessee	A	L	76	86	5/-
M4	Kentucky	H	W	85	72	5/-
SEC Tournament, Atlanta, Ga.*						
M9	Georgia*	N	W	74	57	6/-
M10	Ole Miss*	N	W	80	59	6/-
M11	Arkansas*	N	W	77	56	6/-
NCAA First and Second Rounds, New Orleans, La.#						
M16	Jackson State#	N	W	112	69	3/-
M18	Purdue#	N	W	74	67	3/-
NCAA Regional, St. Louis, Mo.\$						
M23	Butler\$	N	W	65	57	3/21
M25	Oregon\$	N	W	85	77	3/10
NCAA Final Four, Atlanta, Ga.!						
M31	UCLA!	N	W	76	66	3/7
A2	Ohio State!	N	W	84	75	3/1

## 2007-08 | 24-12 | SEC 8-8, 4th East

**Coach: Billy Donovan**

N9	North Dakota State	H	W	75	65	
N11	Tennessee Tech	H	W	93	65	
N14	N.C. Central	H	W	105	51	
N17	Rutgers	H	W	88	63	
N20	North Florida	H	W	102	51	25/-
N23	Florida State	H	L	51	65	25/-
N27	Stetson	H	W	71	48	
N30	Vermont	N	W	86	61	
D3	Jacksonville	H	W	88	72	
D5	Florida A&M	H	W	91	52	
D15	Georgia Southern	N	W	52	49	
D19	Charleston Southern	H	W	89	64	
D22	Ohio State	A	L	49	62	
D30	Temple	N	W	86	69	
J2	High Point	H	W	88	70	
J8	Alabama	A	W	90	83	
J12	Auburn	H	W	72	56	
J16	Ole Miss	A	L	87	89	-/18
J19	Kentucky	H	W/OT	81	70	
J23	South Carolina	A	W	73	71	
J27	Vanderbilt	H	W	86	64	-/14
F2	Arkansas	A	L	61	80	20/-
F5	Tennessee	A	L	82	104	-/7
F9	Georgia	H	W	77	67	
F13	LSU	H	L	73	85	

# ALL-TIME RESULTS

F16	Vanderbilt	A	L	58	61	-/24
F20	South Carolina	H	W	85	82	
F27	Georgia	A	W	77	64	
M1	Mississippi State	H	L	59	68	
M5	Tennessee	H	L	86	89	-/4
M9	Kentucky	A	L	70	75	
SEC Tournament, Atlanta, Ga.*						
M13	Alabama*	N	L	69	80	
NIT#						
M19	San Diego State#	H	W	73	49	
M21	Creighton#	H	W	82	54	
NIT Quarterfinals\$						
M25	Arizona State\$	A	W	70	57	
NIT Semifinals, New York City%						
A1	UMass%	N	L	66	78	

## 2008-09 | 25-11 | SEC 9-7, 3rd East

Coach: Billy Donovan

N14	Toledo	H	W	80	58	19/-
N16	Bradley	H	W	81	58	19/-
N20	Southern Utah	H	W	64	50	18/-
N24	Syracuse	N	L	83	89	17/-
N25	Washington	N	W	86	84	17/-
N30	Missouri-Kansas City	N	W	86	65	17/-
D2	Florida A&M	H	W	73	58	23/-
D7	Florida State	A	L	55	57	23/-
D10	Florida Gulf Coast	H	W	94	60	
D20	UCF	N	W	89	61	
D22	Georgia Southern	H	W	88	81	
D28	Winthrop	N	W	74	45	
D30	Stetson	H	W	78	57	
J3	North Carolina State	H	W	68	66	
J6	Longwood	H	W	95	69	
J10	Ole Miss	H	W	78	68	
J14	Auburn	A	W	68	65	
J17	Arkansas	H	W	80	65	
J21	South Carolina	A	L	69	70	24/-
J25	Vanderbilt	A	W	94	69	24/-
J28	Georgia	H	W	83	57	
J31	Tennessee	A	L	63	79	
F3	South Carolina	H	W	97	93	
F10	Kentucky	A	L	65	68	
F14	Georgia	A	L	86	88	
F18	Alabama	H	W	83	74	
F21	Vanderbilt	H	W	82	68	
F24	LSU	A	L	75	81	-/18
M1	Tennessee	H	L	75	79	
M4	Mississippi State	A	L	71	80	
M7	Kentucky	H	W	60	53	
SEC Tournament, Tampa, Fla.*						
M12	Arkansas*	N	W	73	58	
M13	Auburn*	N	L	58	61	
NIT#						
M18	Jacksonville#	H	W	84	62	
M20	Miami#	H	W	74	60	
NIT Quarterfinals\$						
M24	Penn State\$	H	L	62	71	

## 2009-10 | 21-13 | SEC 9-7, 4th East

Coach: Billy Donovan

N15	Stetson	H	W	74	46	
N18	Georgia Southern	H	W	69	49	
N20	Troy	H	W	80	58	
N24	Florida State	H	W	68	52	
N27	Michigan State	N	W	77	74	-/2
N28	Rutgers	N	W	73	58	
D1	Florida A&M	H	W	80	59	13/-
D4	Jacksonville	A	W	85	67	13/-
D10	Syracuse	N	L	73	85	10/7
D19	Richmond	N	L	53	56	13/-
D22	South Alabama	H	L	66	67	18/-
D28	American	H	W	76	60	
D30	Presbyterian	H	W	79	38	
J3	North Carolina State	A	W/OT	62	61	
J9	Vanderbilt	A	L	87	95	

J12	Kentucky	H	L	77	89	-/2
J16	LSU	H	W	72	58	
J21	Arkansas	A	W	71	66	
J23	South Carolina	H	W	58	56	
J27	Georgia	H	W	87	71	
J31	Tennessee	A	L	60	61	-/14
F4	Alabama	A	W	66	65	
F6	Mississippi State	H	W	69	62	
F10	South Carolina	A	L	71	77	
F13	Xavier	H	L	64	76	
F18	Auburn	H	W	78	70	
F20	Ole Miss	A	W	64	61	
F23	Tennessee	H	W	75	62	-/19
F27	Georgia	A	L	76	78	
M2	Vanderbilt	H	L	60	64	-/13
M7	Kentucky	A	L	66	74	-/3
SEC Tournament, Nashville, Tenn.*						
M11	Auburn*	N	W	78	69	
M12	Mississippi State*	N	L	69	75	
NCAA Tournament First Round, Oklahoma City, Okla.&						
M18	BYU&	N	L/2OT	92	99	-/17

## 2010-11 | 29-8 | SEC 13-3, 1st East

Coach: Billy Donovan

SEC Champions

N12	UNC Wilmington	H	W	77	60	9/-
N16	Ohio State	H	L	75	93	9/4
N18	North Carolina A&T	H	W	105	55	9/-
N21	Morehead State	H	W	61	55	9/-
N23	Florida Atlantic	H	W	79	66	16/-
N28	Florida State	A	W	55	51	16/-
D1	UCF	N	L	54	57	18/-
D5	American	N	W	67	48	18/-
D9	Kent State	H	W	65	52	
D18	Kansas State	N	W	57	44	-/6
D20	Jacksonville	H	L/OT	68	71	20/-
D22	Radford	H	W	66	55	20/-
D31	Xavier	A	W	71	67	
J3	Rhode Island	H	W	84	59	
J8	Ole Miss	H	W	77	71	
J11	Tennessee	A	W/OT	81	75	
J15	South Carolina	H	L	69	72	
J20	Auburn	A	W	45	40	
J22	Arkansas	H	W	75	43	
J25	Georgia	A	W/2OT	104	91	24/-
J29	Mississippi State	A	L	64	71	24/-
F1	Vanderbilt	H	W/OT	65	61	-/23
F5	Kentucky	H	W	70	68	-/10
F9	South Carolina	A	W	79	60	17/-
F12	Tennessee	H	W	61	60	17/-
F20	LSU	A	W	68	61	14/-
F24	Georgia	H	W	71	62	13/-
F26	Kentucky	A	L	68	76	13/22
M1	Alabama	H	W	78	51	14/-
M5	Vanderbilt	A	W	86	76	14/21
SEC Tournament, Atlanta, Ga.*						
M11	Tennessee*	N	W	85	74	12/-
M12	Vanderbilt*	N	W	77	66	12/-
M13	Kentucky*	N	L	54	70	12/15
NCAA Second and Third Rounds, Tampa, Fla.^						
M17	UC Santa Barbara^	N	W	79	51	15/-
M19	UCLA^	N	W	73	65	15/-
NCAA Regional, New Orleans, La.#						
M24	BYU#	N	W	83	74	15/10
M26	Butler#	N	L/OT	71	74	15/-

## 2011-12 | 26-11 | SEC 10-6, t-2nd

Coach: Billy Donovan

N11	Jackson State	H	W	99	59	8/-
N15	Ohio State	A	L	74	81	7/3
N17	North Florida	H	W	91	55	7/-
N21	Wright State	N	W	78	65	10/-
N25	Jacksonville	H	W	107	62	10/-
N28	Stetson	N	W	96	70	10/-
D2	Syracuse	A	L	68	72	10/4
D7	Arizona	H	W/OT	78	72	12/-

D9	Rider	N	W	90	69	12/-
D17	Texas A&M	N	W	84	64	13/22
D19	Mississippi Valley State	H	W	82	54	11/-
D22	Florida State	H	W	82	64	11/-
D29	Rutgers	A	L/2OT	83	85	10/-
D31	Yale	H	W	90	70	10/-
J3	UAB	H	W	79	61	13/-
J7	Tennessee	A	L	56	67	13/-
J10	Georgia	H	W	70	48	19/-
J14	South Carolina	A	W	79	65	19/-
J21	LSU	H	W	76	64	17/-
J26	Ole Miss	A	W	64	60	14/-
J28	Mississippi State	H	W	69	57	14/18
F2	South Carolina	H	W	74	66	12/-
F4	Vanderbilt	H	W	73	65	12/25
F7	Kentucky	A	L	58	78	8/1
F11	Tennessee	H	L	70	75	8/-
F14	Alabama	A	W	61	52	14/-
F18	Arkansas	A	W	98	68	14/-
F21	Auburn	H	W	63	47	12/-
F25	Georgia	A	L	62	76	12/-
F28	Vanderbilt	A	L	67	77	16/-
M4	Kentucky	H	L	59	74	16/1
SEC Tournament, New Orleans, La.*						
M9	Alabama*	N	W	66	63	22/-
M10	Kentucky*	N	L	71	74	22/1
NCAA Second and Third Rounds, Omaha, Neb.^						
M16	Virginia^	N	W	71	45	25/-
M18	Norfolk State^	N	W	84	50	25/-
NCAA West Regional, Phoenix, Ariz.#						
M22	Marquette#	N	W	68	58	25/11
M24	Louisville#	N	L	68	72	25/17

## 2012-13 | 29-8 | SEC 14-4, 1st

Coach: Billy Donovan

SEC Champions

N11	Alabama State	H	W	84	35	10/-
N14	Wisconsin	H	W	74	56	10/22
N18	Middle Tennessee	N	W	66	45	10/-
N20	Savannah State	H	W	58	40	7/-
N23	UCF	H	W	79	66	7/-
N29	Marquette	H	W	82	49	7/-
D5	Florida State	A	W	72	47	6/-
D15	Arizona	A	L	64	65	5/8
D19	Southeastern Louisiana	H	W	82	43	8/-
D22	Kansas State	A	L	61	67	8/-
D29	Air Force	N	W	78	61	14/-
J6	Yale	A	W	79	58	13/-
J9	Georgia	H	W	77	44	11/-
J12	LSU	A	W	74	52	11/-
J17	Texas A&M	A	W	68	47	10/-
J19	Missouri	H	W	83	52	10/17
J23	Georgia	A	W	64	47	8/-
J26	Mississippi State	A	W	82	47	8/-
J30	South Carolina	H	W	75	36	4/-
F2	Ole Miss	H	W	78	64	4/16
F5	Arkansas	A	L	69	80	2/-
F9	Mississippi State	H	W	83	58	2/-
F12	Kentucky	H	W	69	52	7/25
F16	Auburn	A	W	83	52	7/-
F19	Missouri	A	L	60	63	5/-
F23	Arkansas	H	W	71	54	5/-
F26	Tennessee	A	L	58	64	8/-
M2	Alabama	H	W	64	52	8/-
M6	Vanderbilt	H	W	66	40	11/-
M9	Kentucky	A	L	57	61	11/-
SEC Tournament, Nashville, Tenn.*						
M15	LSU*	N	W	80	58	13/-
M16	Alabama*	N	W	61	51	13/-
M17	Ole Miss*	N	L	63	66	13/-
NCAA Second and Third Rounds, Austin, Texas^						
M22	Northwestern State^	N	W	79	47	14/-
M24	Minnesota^	N	W	78	64	14/-
NCAA South Regional, Arlington, Texas#						
M29	Florida Gulf Coast#	N	W	62	50	14/-
M31	Michigan#	N	L	59	79	14/10

# ALL-TIME RESULTS

## 2013-14 | 36-3 | SEC 18-0, 1st

Coach: Billy Donovan

NCAA Final Four, SEC Champions, SEC Tournament Champions

N8	North Florida	H	W	77	69	10/-
N12	Wisconsin	A	L	53	59	11/20
N16	Arkansas Little-Rock	H	W	86	56	11/-
N18	Southern	H	W	67	53	16/-
N21	Middle Tennessee	H	W	79	59	16/-
N25	Jacksonville	A	W	86	60	15/-
N29	Florida State	H	W	67	66	15/-
D2	Connecticut	A	L	64	65	15/12
D10	Kansas	H	W	67	61	19/13
D17	Memphis	N	W	77	75	16/15
D21	Fresno State	N	W	66	49	16/-
D29	Savannah State	H	W	76	34	13/-
J4	Richmond	H	W	67	58	12/-
J8	South Carolina	H	W	74	58	10/-
J11	Arkansas	A	W/OT	84	82	10/-
J14	Georgia	H	W	72	50	7/-
J18	Auburn	A	W	68	61	7/-
J23	Alabama	A	W	68	62	6/-
J25	Tennessee	H	W	67	41	6/-
J30	Mississippi State	A	W	62	51	3/-
F1	Texas A&M	H	W	69	36	3/-
F4	Missouri	H	W	68	58	3/-
F8	Alabama	H	W	78	69	3/-
F11	Tennessee	A	W	67	58	3/-
F15	Kentucky	A	W	69	59	3/14
F19	Auburn	H	W	71	66	2/-
F22	Ole Miss	A	W	75	71	2/-

F25	Vanderbilt	A	W	57	54	1/-
M1	LSU	H	W	79	61	1/-
M4	South Carolina	A	W	72	46	1/-
M8	Kentucky	H	W	84	65	1/25
SEC Tournament, Atlanta, Ga.*						
M14	Missouri*	N	W	72	49	1/-
M15	Tennessee*	N	W	56	49	1/-
M16	Kentucky*	N	W	61	60	1/-
NCAA Second and Third Rounds, Orlando, Fla.^\						
M20	Albany^\	N	W	67	55	1/-
M22	Pittsburgh^\	N	W	61	45	1/-
NCAA South Regional, Memphis, Tenn.#						
M27	UCLA#	N	W	79	68	1/20
M29	Dayton#	N	W	62	52	1/-
NCAA Final Four, Arlington, Texas!						
A5	Connecticut!	N	L	53	63	1/18

## 2014-15 | 16-17 | SEC 8-10, t-8th

Coach: Billy Donovan

N14	William & Mary	H	W	68	45	7/-
N17	Miami	H	L	67	69	8/-
N21	Louisiana-Monroe	H	W/OT	61	56	8/-
Battle 4 Atlantis, Paradise Island, Bahamas^\						
N26	Georgetown^\	N	L/OT	65	66	18/-
N27	UAB^\	N	W	56	47	18/-
N28	North Carolina^\	N	L	64	75	18/5
D5	Kansas	A	L	65	71	-/11
D8	Yale	H	W	85	47	
D12	Texas Southern	H	W	75	50	
D14	Jacksonville	H	W	79	34	

D20	Wake Forest	N	W	63	50	
D30	Florida State	A	L	63	65	
J3	Connecticut	H	L	59	63	
J7	South Carolina	A	W	72	68	
J10	Mississippi State	H	W	72	47	
J15	Auburn	H	W	75	55	
J17	Georgia	A	L	61	73	
J20	LSU	H	L	61	79	
J24	Ole Miss	A	L	71	72	
J27	Alabama	A	W	52	50	
J31	Arkansas	H	W	57	56	
F3	Vanderbilt	A	L	61	67	
F7	Kentucky	H	L	61	68	-/1
F12	Ole Miss	H	L	61	62	
F14	Texas A&M	A	L	62	63	
F18	Vanderbilt	H	W	50	47	
F21	LSU	A	L	63	70	
F24	Missouri	A	L	52	64	
F28	Tennessee	H	W	66	49	
M3	Texas A&M	H	W	66	62	
M7	Kentucky	A	L	50	67	-/1
SEC Tournament, Nashville, Tenn.*						
M12	Alabama*	N	W	69	61	
M13	Kentucky*	N	L	49	64	-/1

## 2015-16 | 21-15 | SEC 9-9, t-8th

Coach: Mike White

N13	Navy	A	W	59	41	
N16	North Carolina A&T	H	W	104	54	



The Mike White Era at Florida began with a victory at Navy in the Veterans Classic. White is the first coach in Florida history to lead the Gators to the NCAA Tournament twice in his first three seasons.



# ALL-TIME RESULTS

Hall of Fame Tip-Off Classic, Uncasville, Conn.^					
N21	Saint Joseph's^	N	W	74	63
N22	Purdue^	N	L	70	85 -/21
N25	Vermont	H	W	86	62
N27	Florida Gulf Coast	H	W	70	50
D1	Richmond	H	W	76	56
D8	Miami	A	L	55	66 -/17
D12	Michigan State	A	L	52	58 -/1
D19	Oklahoma State	N	W	72	70
D22	Jacksonville	H	W	89	65
D29	Florida State	H	L	71	73
J2	Georgia	H	W	77	63
J6	Tennessee	A	L	69	83
J9	LSU	H	W	68	62
J12	Texas A&M	A	L	68	71 -/15
J16	Ole Miss	A	W	80	71
J19	Mississippi State	H	W	81	78
J23	Auburn	H	W	95	63
J26	Vanderbilt	A	L	59	60
J30	West Virginia	H	W	88	71 -/9
F3	Arkansas	H	W	87	83
F6	Kentucky	A	L	61	80 -/20
F9	Ole Miss	H	W	77	72
F13	Alabama	H	L	55	61
F16	Georgia	A	W	57	53
F20	South Carolina	A	L/OT	69	73
F23	Vanderbilt	H	L	74	87
F27	LSU	A	L	91	96
M1	Kentucky	H	L	79	88 -/22
M5	Missouri	A	W	82	72
SEC Tournament, Nashville, Tenn.*					
M10	Arkansas*	N	W	68	61
M11	Texas A&M*	N	L	66	72 -/17
National Invitation Tournament#					
M15	North Florida#	A	W	97	68
M20	Ohio State#	A	W	74	66
M23	George Washington#	A	L	77	82

## 2016-17 | 27-9 | SEC 14-4, 2nd

**Coach: Mike White**

N11	Florida Gulf Coast	N	W	80	59
N13	Mercer	N	W	76	54
N17	St. Bonaventure	N	W	73	66
N21	Belmont	N	W	78	61
AdvoCare Invitational, Orlando, Fla.^					
N24	Seton Hall^	N	W	81	76
N25	Gonzaga^	N	L	72	77 -/11
N27	Miami^	N	W	65	56
D1	North Florida	A	W	91	60 24/-
D6	Duke	N	L	74	84 21/5
D11	Florida State	A	L	74	84 21/-
D17	Charlotte	N	W	87	46
D21	Little Rock	H	W	94	71
D29	Arkansas	A	W	81	72 25/-
J3	Ole Miss	H	W	70	63 24/-
J7	Tennessee	H	W	83	70 24/-
J10	Alabama	A	W	80	67 23/-
J14	Georgia	H	W/OT	80	76 23/-
J18	South Carolina	A	L	53	57 19/24
J21	Vanderbilt	H	L	66	68 19/-
J25	LSU	A	W	106	71 25/-
J28	Oklahoma	A	W	84	52 25/-
F2	Missouri	H	W	93	54 24/-
F4	Kentucky	H	W	88	66 24/8
F7	Georgia	A	W	72	60 17/-
F11	Texas A&M	H	W	71	62 17/-
F14	Auburn	A	W	114	95 15/-
F18	Mississippi State	A	W	57	52 15/-
F21	South Carolina	H	W	81	66 13/-
F25	Kentucky	A	L	66	76 13/11
M1	Arkansas	H	W	78	65 12/-
M4	Vanderbilt	A	L	71	73 12/-
SEC Tournament, Nashville, Tenn.*					
M10	Vanderbilt*	N	L/OT	62	72 17/-
NCAA First & Second Rounds, Orlando, Fla.#					
M16	East Tennessee State#	N	W	80	65 20/-

M18	Virginia#	N	W	65	39 20/24
NCAA East Regional, New York City, N.Y.%					
M24	Wisconsin%	N	W/OT	84	83 20/25
M26	South Carolina%	N	L	70	77 20/-

## 2017-18 | 21-13 | SEC 11-7, 3rd

**Coach: Mike White**

N13	Gardner-Webb	H	W	116	74 8/-
N16	North Florida	H	W	108	68 8/-
N19	New Hampshire	H	W	70	63 8/-
Phil Knight Invitational, Portland, Ore.^					
N23	Stanford^	N	W	108	87 7/-
N24	Gonzaga^	N	W/2OT	111	105 7/17
N26	Duke^	N	L	84	87 7/1
D4	Florida State	H	L	66	83 5/-
D6	Loyola Chicago	H	L	59	65 5/-
D9	Cincinnati	N	W	66	60 5/17
D16	Clemson	N	L	69	71 22/-
D20	James Madison	H	W	72	63
D22	Incarate Word	H	W	75	60
D30	Vanderbilt	H	W	81	74
J2	Texas A&M	A	W	83	66 -/11
J6	Missouri	A	W	77	75
J10	Mississippi State	H	W	71	54
J13	Ole Miss	A	L	72	78
J17	Arkansas	H	W	88	73
J20	Kentucky	A	W	66	64 -/18
J24	South Carolina	H	L	72	77 20/-
J27	Baylor	H	W	81	60 20/-
J30	Georgia	A	L	60	72 23/-
F3	Alabama	H	L	50	68 23/-
F7	LSU	H	W	73	64
F10	South Carolina	A	W	65	41
F14	Georgia	H	L/OT	69	72
F17	Vanderbilt	A	L	68	71
F21	Tennessee	A	L	57	62 -/19
F24	Auburn	H	W	72	66 -/12
F27	Alabama	A	W	73	52
M3	Kentucky	H	W	80	67 -/23
SEC Tournament, St. Louis, Mo.					
M9	Arkansas	N	L	72	80 23/-
NCAA First & Second Rounds, Dallas, Texas					
M15	St. Bonaventure	N	W	77	62 23/-
M17	Texas Tech	N	L	66	69 23/14

# YEAR-BY-YEAR RECORD

YEAR	COACH	CAPTAIN	OVERALL		SEC		FINISH	POINTS
			W	L	W	L		
1915-16	C.J. McCoy	R.K. Van Camp	5	1				192-140
1916-19	No teams (WWI)							
1919-20	No Coach	C.A. Coxe	2	5				181-234
1920-21	W.G. Kline	W.M. Madison	5	6				308-418
1921-22	W.G. Kline	C.Y. Byrd	5	5				306-283
1922-23	C.Y. Byrd	Roland Moss	2	5				157-238
1923-24	J.L. White	Edgar Jones	5	10				324-442
1924-25	J.L. White	Edgar Jones	2	7				217-289
1925-26	Brady Cowell	Lamar Sarra	7	7				401-399
1926-27	Brady Cowell	Red Smith	6	20				738-984
1927-28	Brady Cowell	Ion Walker	5	16				646-748
1928-29	Brady Cowell	George Perrine	7	13				605-746
1929-30	Brady Cowell	Dale Van Sickle	10	4				516-392
1930-31	Brady Cowell	Dale Waters	10	9				680-653
1931-32	Brady Cowell	A.E. Emmelhainz	8	12				640-606
1932-33	Brady Cowell	Brennan Brown	9	5	4	4	6th	484-452
1933-34	Ben Clemmons	George Gunn	11	7	4	2	4th	622-541
1934-35	Ben Clemmons	Welcome Shearer	8	7	4	3	5th	501-499
1935-36	Ben Clemmons	George Smathers	4	11	2	8	11th	407-487
1936-37	Josh Cody	Floyd Christian	5	13	1	9	12th	569-585
1937-38	Sam McAllister	Charlie Crejcie	11	9	3	7	11th	709-691
1938-39	Sam McAllister	Game Captains	9	6	5	4	7th	484-485
1939-40	Sam McAllister	H. Chalker, J. Maynard	13	9	5	4	5th	953-816
1940-41	Sam McAllister	Frank Yinshannis	15	3	6	2	2nd	787-634
1941-42	Sam McAllister	Steve Elish	8	9	3	8	9th	616-623
1942-43	Spurgeon Cherry	Doyle Carlton	8	7	0	6	12th	721-515
1943-44	No team (WWII)							
1944-45	Spurgeon Cherry	Doug Belden	7	12	4	2	4th	828-852
1945-46	Spurgeon Cherry	Kenneth Hartsaw	7	14	2	6	10th	979-1009
1946-47	Sam McAllister	Game Captains	17	9	4	4	6th	1155-1012
1947-48	Sam McAllister	Game Captains	15	10	5	7	7th	1335-1250
1948-49	Sam McAllister	Bill Atkinson	11	15	4	8	9th	1405-1415
1949-50	Sam McAllister	J. Miller, H. Tanzler	9	14	4	10	11th	1206-1309
1950-51	Sam McAllister	Ted Jaycox	11	12	6	8	8th	1432-1518
1951-52	John Mauer	Game Captains	15	9	7	7	7th	1578-1543
1952-53	John Mauer	R. Casares, R. Roberts	13	6	8	5	3rd	1352-1265
1953-54	John Mauer	Game Captains	7	15	3	11	10th	1554-1661
1954-55	John Mauer	Sonny Powell	12	10	5	9	9th	1618-1667
1955-56	John Mauer	Ted Copeland	11	12	4	10	11th	1811-1756
1956-57	John Mauer	Bob Emrick	14	10	6	8	8th	1861-1708
1957-58	John Mauer	Joe Hobbs	12	9	5	9	9th	1549-1450
1958-59	John Mauer	D. Hoban, C. Pike	8	15	2	12	11th	1625-1746
1959-60	John Mauer	Bob Sherwood	6	16	3	11	11th	1549-1655
1960-61	Norm Sloan	Bob Shiver	15	11	9	5	4th	1830-1846
1961-62	Norm Sloan	Lou Merchant	12	11	8	6	4th	1554-1589
1962-63	Norm Sloan	Buddy Bales, Tom Barbee	12	14	5	9	9th	1943-1975
1963-64	Norm Sloan	Mont Highley	12	10	6	8	9th	1720-1606
1964-65	Norm Sloan	Brooks Henderson	18	7	11	5	4th	1826-1568
1965-66	Norm Sloan	B. Hoffmann, P. Morton	16	10	9	7	5th	1855-1740
1966-67	Tommy Bartlett	Skip Highley	21	4	14	4	2nd	1931-1637
1967-68	Tommy Bartlett	David Miller	15	10	11	7	5th	1968-1864
1968-69	Tommy Bartlett	Neal Walk	18	9	12	6	3rd	2093-1905
1969-70	Tommy Bartlett	Andy Owens	9	17	6	12	8th	1913-2048
1970-71	Tommy Bartlett	Earl Findley	11	15	8	10	7th	1907-1966
1971-72	Tommy Bartlett	Jerry Hoover	10	15	4	14	10th	1986-1952
1972-73	Tommy Bartlett	Tony Miller	11	15	7	11	7th	1911-1933
1973-74	John Lotz	T. Fletcher, M. Thompson, S. Williams	15	11	9	9	5th	1993-1969
1974-75	John Lotz	Chip Williams	12	16	8	10	6th	2290-2275
1975-76	John Lotz	M. Lederman, G. Shy	12	14	7	11	6th	2101-2030
1976-77	John Lotz	D. Bostic, L. Sanders, B. Smyth	17	9	10	8	4th	2108-1980
1977-78	John Lotz	A. Bonner, L. Brewster, R. Gasper	15	12	8	10	6th	2053-2014
1978-79	John Lotz	M. Cesare, R. Carlson	8	19	3	15	10th	1990-2053
1979-80	J. Lotz, E. Visscher	Game Captains	7	21	2	16	10th	1928-2210
1980-81	Norm Sloan	Ken McCraney, Mark Giombetti	12	16	5	13	8th	1924-2074
1981-82	Norm Sloan	Game Captains	5	22	2	16	10th	1845-1922
1982-83	Norm Sloan	Game Captains	13	18	5	13	10th	2260-2227

YEAR	COACH	CAPTAIN	OVERALL		SEC		FINISH	POINTS
			W	L	W	L		
1983-84	Norm Sloan	Vernon Delancy, Ronnie Williams	16	13	11	7	3rd	2029-1916
1984-85	Norm Sloan	Eugene McDowell	18	12	9	9	5th	2211-2047
1985-86	Norm Sloan	Joe Lawrence, Andrew Moten	19	14	10	8	4th	2316-2203
1986-87*	Norm Sloan	Joe Lawrence, Andrew Moten	21	10	12	6	2nd	2864-2444
1987-88^	Norm Sloan	Vernon Maxwell	22	11	11	7	t2nd	2559-2382
1988-89	Norm Sloan	Clifford Lett	21	13	13	5	1st	2586-2597
1989-90	Don DeVoe	Renaldo Garcia	7	21	3	15	10th	1898-2029
1990-91	Lon Kruger	Dwayne Davis, Renaldo Garcia	11	17	7	11	6th	2056-2121
1991-92	Lon Kruger	Brian Hogan, Tim Turner	19	14	9	7	5th/2nd	2261-2189
1992-93	Lon Kruger	H. Grimsley, S. Poole, S. Stewart	16	12	9	7	t4th/3rd	2058-1975
1993-94	Lon Kruger	Craig Brown, Andrew DeClercq	29	8	12	4	t2nd/t1st	2777-2514
1994-95	Lon Kruger	Dan Cross, Andrew DeClercq	17	13	8	8	6th/3rd	2178-2057
1995-96	Lon Kruger	Dametri Hill, Brian Thompson	12	16	6	10	t8th/t5th	1869-1974
1996-97	Billy Donovan	None	13	17	5	11	10th/5th	2220-2181
1997-98	Billy Donovan	None	14	15	6	10	t9th/6th	2208-2134
1998-99	Billy Donovan	Eddie Shannon, Greg Stolt	22	9	10	6	4th/3rd	2488-2176
1999-00	Billy Donovan	M. Parker, K. Weaks, B. Wright	29	8	12	4	t1st/t1st	3102-2548
2000-01	Billy Donovan	Major Parker, Brent Wright	24	7	12	4	t1st/t1st	2509-2081
2001-02	Billy Donovan	M. Bonner, U. Haslem, B. Nelson	22	9	10	6	t2nd/t1st	2495-2064
2002-03	Billy Donovan	M. Bonner, J. Hamilton, B. Nelson	25	8	12	4	2nd/2nd	2484-2128
2003-04	Billy Donovan	None	20	11	9	7	3rd/2nd	2369-2149
2004-05	Billy Donovan	None	24	8	12	4	t2nd/2nd	2438-2020
2005-06	Billy Donovan	None	33	6	10	6	t3rd/2nd	3052-2478
2006-07	Billy Donovan	None	35	5	13	3	1st/1st	3193-2504
2007-08	Billy Donovan	None	24	12	8	8	6th/4th	2791-2433
2008-09	Billy Donovan	None	25	11	9	7	t5th/3rd	2774-2427
2009-10	Billy Donovan	None	21	13	9	7	t4th/4th	2455-2258
2010-11	Billy Donovan	None	29	8	13	3	1st/1st	2667-2343
2011-12	Billy Donovan	None	26	11	10	6	t2nd	2808-2404
2012-13	Billy Donovan	None	29	8	14	4	1st	2642-2012
2013-14	Billy Donovan	None	36	3	18	0	1st	2727-2253
2014-15	Billy Donovan	None	16	17	8	10	t8th	2101-1982
2015-16	Mike White	None	21	15	9	9	t8th	2677-2479
2016-17	Mike White	None	27	9	14	4	2nd	2804-2394
2017-18	Mike White	None	21	13	11	7	3rd	2577-2353

**Note:** SEC Finish column from 1991-92 through 2010-11 listed in Overall/Eastern Division format

\*Two wins and one loss vacated by NCAA from original 23-11 record.

^One win and one loss vacated by NCAA from original 23-12 record.

## Record by Decade

YEARS	OVERALL			SEC		
	W	L	PCT.	W	L	PCT.
1910-1919	5	1	.833	-	-	-
1920-1929	46	94	.329	-	-	-
1930-1939	86	89	.491	23	37	.383
1940-1949	103	84	.554	33	47	.413
1950-1959	112	115	.493	50	89	.360
1960-1969	145	101	.589	88	68	.564
1970-1979	120	145	.453	70	110	.389
1980-1989	155	147	.513	80	100	.444
1990-1999	167	140	.544	75	89	.457
2000-2009	260	87	.750	107	53	.669
2010-Present	216	94	.697	106	50	.679
<b>Totals</b>	<b>1,415</b>	<b>1,097</b>	<b>.563</b>	<b>632</b>	<b>643</b>	<b>.496</b>

## Record by Month

MONTH	W	L	PCT.
November	130	28	.823
December	342	206	.624
January	413	314	.568
February	379	423	.473
March	149	112	.571
April	4	5	.444

**Note:** Missing 12 games in early years with no months.

# COACHING RECORDS

## Coaches by Victories

COACH	SEASONS	WINS
Billy Donovan	19	467
Norm Sloan	15	232
Sam McAllister	10	119
Lon Kruger	6	104
John Mauer	9	98
Tommy Bartlett	7	95
John Lotz	7	83
<b>Mike White</b>	<b>3</b>	<b>69</b>
Brady Cowell	8	62
Ben Clemmons	3	23
Spurgeon Cherry	3	22
W.G. Kline	2	10
J.L. White	2	7
Don DeVoe	1	7
C.J. McCoy	1	5
Josh Cody	1	5
Ed Visscher	1	3
C.Y. Byrd	1	2

## Coaches by Percentage

COACH	SEASONS	PCT
C.J. McCoy	1	.833
Billy Donovan	19	.709
<b>Mike White</b>	<b>3</b>	<b>.651</b>
Lon Kruger	6	.565
Sam McAllister	10	.553
Norm Sloan	15	.547
Tommy Bartlett	7	.528
John Mauer	9	.490
John Lotz	7	.487
Ben Clemmons	3	.479
W.G. Kline	2	.476
Brady Cowell	8	.419
Spurgeon Cherry	3	.400
J.L. White	2	.292
C.Y. Byrd	1	.286
Josh Cody	1	.278
Don DeVoe	1	.250
Ed Visscher	1	.176

## Coaches by SEC Victories

COACH	SEASONS	WINS
Billy Donovan	19	200
Norm Sloan	15	126
Tommy Bartlett	7	62
Lon Kruger	6	51
John Lotz	7	46
Sam McAllister	10	45
John Mauer	9	43
<b>Mike White</b>	<b>3</b>	<b>34</b>
Ben Clemmons	3	10
Spurgeon Cherry	3	6
Brady Cowell	1	4
Don DeVoe	1	3
Josh Cody	1	1
Ed Visscher	1	1

## Coaches by SEC Percentage

COACH	SEASONS	PCT
Billy Donovan	19	.645
<b>Mike White</b>	<b>3</b>	<b>.630</b>
Lon Kruger	6	.520
Norm Sloan	15	.504
Brady Cowell	1	.500
Tommy Bartlett	7	.492
Ben Clemmons	3	.434
Sam McAllister	10	.421
John Lotz	7	.412
John Mauer	9	.344
Spurgeon Cherry	3	.300
Don DeVoe	1	.167
Josh Cody	1	.100
Ed Visscher	1	.071

## All-Time Coaching Records

YEAR	COACH	SEASONS	OVERALL			SEC		
			WON	LOST	PCT	WON	LOST	PCT
1915-16	C.J. McCoy	1	5	1	.833			
1919-20	No Coach	1	2	5	.286			
1920-22	W.G. Kline	2	10	11	.476			
1922-23	C.Y. Byrd	1	2	5	.286			
1923-25	J.L. White	2	7	17	.292			
1925-33	Brady Cowell	8	62	86	.419	4	4	.500
1933-36	Ben Clemmons	3	23	25	.479	10	13	.434
1936-37	Josh Cody	1	5	13	.278	1	9	.111
1937-42, 1946-51	Sam McAllister	10	119	96	.553	45	62	.421
1942-43, 1944-46	Spurgeon Cherry	3	22	33	.400	6	14	.300
1951-60	John Mauer	9	98	102	.490	43	82	.344
1966-73	Tommy Bartlett	7	95	85	.528	62	64	.492
1973-80	John Lotz	*7	83	88	.487	46	66	.412
1979-80	Ed Visscher	^1	3	14	.176	1	13	.071
1960-66, 1980-89	Norm Sloan	15	232	192	.547	126	124	.504
1989-90	Don DeVoe	`1	7	21	.250	3	15	.166
1991-96	Lon Kruger	6	104	80	.565	51	47	.520
1996-2015	Billy Donovan	19	467	186	.715	200	110	.645
2015-present	Mike White	3	69	37	.667	34	20	.630
<b>Totals</b>		<b>99</b>	<b>1,415</b>	<b>1,097</b>	<b>.563</b>	<b>632</b>	<b>643</b>	<b>.496</b>

\*Lotz coached 11 games in 1979-80

^Visscher was interim coach for remainder of 1979-80 season

`DeVoe was interim coach for complete 1989-90 season (took over for Norm Sloan on Oct. 31, 1989)



# IN THE POLLS

<b>1966-67 (2)</b>	<b>AP</b>
Jan. 9	10
Jan. 16	8
<b>1968-69 (1)</b>	<b>AP</b>
Preseason	19
<b>1986-87 (5)</b>	<b>AP</b>
Dec. 22	20
Jan. 26	19
Feb. 9	19
Feb. 16	18
Feb. 23	18
<b>1987-88 (9)</b>	<b>AP</b>
Preseason	14
Nov. 30	7
Dec. 7	12
Dec. 14	11
Dec. 21	8
Dec. 28	8
Jan. 4	15
Jan. 25	14
Feb. 1	19
<b>1988-89 (3)</b>	<b>AP</b>
Preseason	15

Nov. 21	15	
Nov. 28	19	
<b>1989-90 (4)</b>	<b>AP</b>	
Preseason	23	
Nov. 27	24	
Dec. 4	25	
Dec. 11	24	
<b>1993-94 (7)</b>	<b>AP</b>	<b>Coaches</b>
Jan. 31	24	NR
Feb. 7	20	21
Feb. 14	17	22
Feb. 21	16	19
Feb. 28	19	19
March 7	17	18
Final	14	4
<b>1994-95 (12)</b>	<b>AP</b>	<b>Coaches</b>
Preseason	10	13
Nov. 21	10	No Poll
Nov. 28	8	12
Dec. 5	6	9
Dec. 12	8	9
Dec. 19	8	8
Dec. 26	13	12
Jan. 2	13	12

Jan. 9	15	15
Jan. 16	24	20
Jan. 23	23	23
Jan. 30	25	NR
<b>1998-99 (8)</b>	<b>AP</b>	<b>Coaches</b>
Jan. 25	25	NR
Feb. 8	23	24
Feb. 15	23	24
Feb. 22	19	24
March 1	21	23
March 8	23	25
Final	*	17
<b>1999-00 (20)</b>	<b>AP</b>	<b>Coaches</b>
Preseason	8	8
Nov. 15	7	No Poll
Nov. 22	6	5
Nov. 29	11	10
Dec. 6	9	10
Dec. 13	9	8
Dec. 20	8	8
Dec. 27	6	7
Jan. 3	6	6
Jan. 10	10	9
Jan. 17	9	9
Jan. 24	10	9

Jan. 31	12	12
Feb. 7	12	11
Feb. 14	11	12
Feb. 21	9	10
Feb. 28	8	8
March 6	11	10
March 13	13	11
Final	*	2
<b>2000-01 (20)</b>	<b>AP</b>	<b>Coaches</b>
Preseason	11	11
Nov. 13	11	11
Nov. 20	11	11
Nov. 27	10	10
Dec. 4	8	9
Dec. 11	8	9
Dec. 18	7	7
Dec. 25	5	7
Jan. 1	5	6
Jan. 8	8	7
Jan. 15	7	7
Jan. 22	14	14
Jan. 29	13	14
Feb. 5	8	11
Feb. 12	11	9
Feb. 19	7	7
Feb. 26	6	6



Florida's 2014 Final Four team set a school record with 30 straight wins and held the nation's No. 1 ranking for the last four polls of the regular season, marking the only time the Gators have finished the regular season atop the polls. UF was rewarded with the top seed in the NCAA Tournament and secured a Final Four bid with a win over Dayton in the Elite Eight.

# IN THE POLLS

March 5	5	6
March 12	8	8
Final	*	13

2001-02 (20)	AP	Coaches
Preseason	6	5
Nov. 12	6	7
Nov. 19	7	6
Nov. 26	6	6
Dec. 3	6	4
Dec. 10	5	4
Dec. 17	4	3
Dec. 24	3	2
Dec. 31	3	2
Jan. 7	3	2
Jan. 14	2	2
Jan. 21	5	4
Jan. 28	5	6
Feb. 4	8	7
Feb. 11	6	6
Feb. 18	8	8
Feb. 25	8	10
March 4	11	12
March 11	15	14
Final Poll	*	23

2002-03 (20)	AP	Coaches
Preseason	7	7
Nov. 18	8	7
Nov. 25	7	7
Dec. 2	8	8
Dec. 9	14	17
Dec. 16	13	13
Dec. 23	12	13
Dec. 30	12	13
Jan. 6	11	12
Jan. 13	6	7
Jan. 20	5	5
Jan. 27	4	4
Feb. 3	1	1
Feb. 10	4	4
Feb. 17	7	7
Feb. 24	4	4
March 3	3	3
March 10	7	7
March 17	10	8
Final	*	16

2003-04 (14)	AP	Coaches
Preseason	8	8
Nov. 17	8	8
Nov. 24	8	8
Dec. 1	2	2
Dec. 8	1	1
Dec. 15	15	13
Dec. 22	13	13
Dec. 29	14	12
Jan. 5	14	11
Jan. 12	15	10
Jan. 19	17	17
Jan. 26	22	20
Feb. 2	21	21
Feb. 9	22	20

2004-05 (8)	AP	Coaches
Preseason	23	22
Nov. 15	23	No Poll
Nov. 22	23	22
Nov. 29	19	18
Feb. 14	rv	24
March 7	rv	25

March 14	16	18
Final	*	24

2005-06 (18)	AP	Coaches
Nov. 21	14	15
Nov. 28	11	11
Dec. 5	10	7
Dec. 12	7	6
Dec. 19	5	5
Dec. 26	5	5
Jan. 2	5	5
Jan. 9	2	2
Jan. 16	2	2
Jan. 23	5	4
Jan. 30	8	7
Feb. 6	7	6
Feb. 13	10	7
Feb. 20	12	9
Feb. 27	17	14
March 6	16	14
March 13	11	10
Final	*	1

2006-07 (20)	AP	Coaches
Preseason	1	1
Nov. 13	1	1
Nov. 20	1	1
Nov. 27	4	4
Dec. 4	7	7
Dec. 11	5	5
Dec. 18	5	4
Dec. 25	3	3
Jan. 1	3	3
Jan. 8	2	2
Jan. 15	1	1
Jan. 22	1	1
Jan. 29	1	1
Feb. 5	1	1
Feb. 12	1	1
Feb. 19	3	3
Feb. 26	5	4
March 5	6	6
March 12	3	3
Final	*	1

2007-08 (2)	AP	Coaches
Nov. 19	25	24
Jan. 28	20	19

2008-09 (5)	AP	Coaches
Preseason	19	19
Nov. 17	18	19
Nov. 24	17	18
Dec. 1	23	21
Jan. 19	24	NR

2009-10 (4)	AP	Coaches
Nov. 30	13	17
Dec. 7	10	11
Dec. 14	13	13
Dec. 21	18	18

2010-11 (16)	AP	Coaches
Preseason	9	11
Nov. 15	9	10
Nov. 22	16	14
Nov. 29	18	16
Dec. 6	rv	24
Dec. 13	rv	24
Dec. 20	20	19
Jan. 24	24	23

Jan. 31	rv	23
Feb. 7	17	19
Feb. 14	14	15
Feb. 21	13	13
Feb. 28	14	14
March 7	12	12
March 14	15	No Poll
Final	*	10

2011-12 (20)	AP	Coaches
Preseason	8	10
Nov. 14	7	8
Nov. 21	10	9
Nov. 28	10	9
Dec. 5	12	12
Dec. 12	13	13
Dec. 19	11	12
Dec. 26	10	10
Jan. 2	13	14
Jan. 9	19	19
Jan. 16	17	14
Jan. 23	14	13
Jan. 30	12	11
Feb. 6	8	7
Feb. 13	14	12
Feb. 20	12	11
Feb. 27	16	13
March 5	22	19
March 12	25	21
Final	*	9

2012-13 (21)	AP	Coaches
Preseason	10	10
Nov. 12	10	10
Nov. 19	7	8
Nov. 26	7	7
Dec. 3	6	5
Dec. 10	5	5
Dec. 17	8	9
Dec. 24	14	11
Dec. 31	13	9
Jan. 7	11	9
Jan. 14	10	9
Jan. 21	8	7
Jan. 28	4	4
Feb. 4	2	2
Feb. 11	7	6
Feb. 18	5	4
Feb. 25	8	6
March 4	11	9
March 11	13	11
March 18	14	12
Final	*	9

2013-14 (21)	AP	Coaches
Preseason	10	8
Nov. 11	11	10
Nov. 18	16	14
Nov. 25	15	13
Dec. 2	15	12
Dec. 9	19	19
Dec. 16	16	17
Dec. 23	13	14
Dec. 30	12	13
Jan. 6	10	11
Jan. 13	7	7
Jan. 20	6	6
Jan. 27	3	4
Feb. 3	3	4
Feb. 10	3	4
Feb. 17	2	2

Feb. 24	1	1
March 3	1	1
March 10	1	1
March 17	1	1
Final	*	3

2014-15 (4)	AP	Coaches
Preseason	7	7
Nov. 17	8	7
Nov. 24	18	16
Dec. 1	-	24

2016-17 (15)	AP	Coaches
Nov. 28	24	-
Dec. 5	21	21
Dec. 26	25	-
Jan. 2	24	24
Jan. 9	23	23
Jan. 16	19	21
Jan. 23	25	25
Jan. 30	24	23
Feb. 6	17	17
Feb. 13	15	13
Feb. 20	13	12
Feb. 27	12	12
March 6	17	13
March 13	20	17
Final	*	10

2017-18 (11)	AP	Coaches
Preseason	8	7
Nov. 13	8	7
Nov. 20	7	7
Nov. 27	6	6
Dec. 4	5	5
Dec. 11	22	22
Jan. 22	20	22
Jan. 29	23	24
March 5	23	23
March 12	23	24

\*Final AP Poll was at conclusion of regular season

## AP Ranking Facts

- Total Times Ranked: 304
- First Time Ranked: Jan. 9, 1967
- First Time Ranked In Top 10: Jan. 9, 1967 (10)
- First Time Ranked No. 1: Feb. 3, 2003
- Last Time Ranked In Top 10: Dec. 4, 2017 (5)
- Last Time Ranked No. 1: March 17, 2014
- Times Ranked No. 1: 14
- Highest Final Ranking: 1st, 2014
- Highest Preseason Ranking: No. 1, 2006-07
- Most Consecutive Weeks Ranked: 94, 2/8/99-2/9/04
- Most Consecutive Weeks (One Season): 20, 2x, last 2013-14
- Most Consecutive Weeks Top 10: 21, 2/1901-2/25/02
- Florida first received a national ranking in the United Press International Poll on Monday, Feb. 13th, 1965 (18th)
- Florida first received votes in the Associated Press Poll in the 1966 Preseason poll released Nov. 27
- Florida's longest stretch of consecutive polls ranked is 99 in the USA Today/ESPN Coaches' Poll from Feb. 8, 1999 to Feb. 9, 2004 (this includes an additional five final polls)
- The Gators finished the regular season ranked No. 1 for the first time in 2014.

# MISCELLANEOUS RECORDS

## Wins vs. Ranked Opponents (120)

DATE	TEAM	RANK	SCORE
Feb. 16, 1963	Mississippi State	8	73-52
Dec. 17, 1966	at Kentucky	4	78-75
Jan. 2, 1967	Mississippi State	10	63-54
Feb. 4, 1967	Vanderbilt	9	83-75
Dec. 18, 1967	Vanderbilt	3	74-72
Jan. 13, 1968	Kentucky	4	96-78
Jan. 20, 1968	Tennessee	4	59-46
Feb. 3, 1968	at Vanderbilt	7	91-85
Feb. 15, 1969	Kentucky	4	82-81*
Feb. 17, 1969	Tennessee	17	65-63*
Feb. 13, 1971	Kentucky	8	74-65*
Feb. 15, 1971	Tennessee	13	56-55*
Dec. 1, 1971	Louisville	9	70-69
Jan. 15, 1972	Kentucky	15	72-70
Jan. 8, 1973	Vanderbilt	9	80-72
March 2, 1974	Alabama	7	64-61*
March 9, 1974	Vanderbilt	5	80-77*
Feb. 24, 1975	Kentucky	7	66-58
Jan. 12, 1976	Alabama	12	71-70
Feb. 14, 1976	Tennessee	9	72-69
Feb. 7, 1977	Tennessee	14	80-76
Jan. 3, 1979	Kentucky	17	76-65
Jan. 29, 1979	at Vanderbilt	17	90-87 OT
Jan. 3, 1983	Alabama	5	89-85
Jan. 17, 1984	Kentucky	3	69-57
Jan. 24, 1984	at Georgia	18	77-69
Feb. 1, 1984	LSU	14	78-60
Jan. 22, 1986	LSU	14	74-65
Jan. 28, 1987	Alabama	9	90-80 OT
March 15, 1987	vs. Purdue (Syracuse)	7	85-66
Nov. 23, 1987	Georgia Tech	18	80-69
Jan. 20, 1988	at Kentucky	4	58-56
Feb. 20, 1988	Kentucky	9	83-76
March 1, 1988	Vanderbilt	19	81-65
Feb. 27, 1990	LSU	14	76-63
March 4, 1992	Kentucky	10	79-62
Jan. 2, 1993	at Florida State	18	89-86
Jan. 9, 1993	Vanderbilt	18	62-61
Dec. 28, 1993	vs. Okla. St. (Honolulu)	20	74-69
Jan. 18, 1994	Kentucky	7	59-57
March 25, 1994	vs. Connecticut (Miami)	4	69-60
Dec. 3, 1994	vs. Wake Forest (Greensboro)	21	81-70
March 10, 1995	vs. Miss. State (Atlanta)	15	80-64
Jan. 5, 1997	Arkansas	22	75-62
Feb. 1, 1998	at Kentucky	7	86-78
Feb. 4, 1999	Kentucky	5	75-68
Jan. 12, 2000	LSU	24	82-57
Jan. 29, 2000	Vanderbilt	20	89-63
Feb. 8, 2000	Kentucky	11	90-73
Feb. 27, 2000	Auburn	11	88-59
March 19, 2000	vs. Illinois (Winston-Salem)	21	93-76*
March 24, 2000	vs. Duke (Syracuse)	1	87-78*
March 26, 2000	vs. Oklahoma St. (Syracuse)	14	77-65*
Jan. 30, 2001	Tennessee	8	81-67*
Feb. 3, 2001	at Georgia	25	82-71*
Feb. 18, 2001	at Tennessee	15	88-82*
Feb. 21, 2001	Ole Miss	12	75-55*
Feb. 24, 2001	Alabama	14	89-68*
March 4, 2001	Kentucky	15	94-86
Nov. 8, 2001	vs. Temple (New York)	16	72-64
Dec. 5, 2001	Michigan State	24	74-70
Feb. 12, 2002	at Georgia	21	85-70
Nov. 29, 2002	vs. Kansas (New York)	2	83-73
Dec. 14, 2002	at Maryland	18	69-64
Jan. 7, 2003	at Mississippi State	7	74-66*
Jan. 11, 2003	Georgia	20	66-63*
Feb. 8, 2003	Alabama	22	75-56
Nov. 28, 2003	vs. Arizona (Springfield)	4	78-77
Jan. 3, 2004	Florida State	25(c)	87-73

Feb. 7, 2004	Vanderbilt	25(c)	81-71
Feb. 5, 2005	Alabama	11	85-54
March 6, 2005	Kentucky	3	53-52
March 12, 2005	Alabama	20	68-62*
March 13, 2005	Kentucky	4	70-53*
Nov. 17, 2005	vs. Wake Forest (New York)	19	77-72*
Nov. 18, 2005	vs. Syracuse (New York)	16	75-70*
March 11, 2006	vs. LSU (Nashville)	18	81-65
March 24, 2006	vs. G'town (Minneapolis)	23	57-53*
March 26, 2006	vs. Villanova (Minneapolis)	3	75-62*
April 3, 2006	vs. UCLA (Indianapolis)	7	73-57
Dec. 23, 2006	Ohio State	3	86-60
Jan. 31, 2007	Vanderbilt	24	74-64
Feb. 10, 2007	at Kentucky	20	64-61*
Feb. 14, 2007	Alabama	25	76-67*
March 23, 2007	vs. Butler (St. Louis)	21	65-57*
March 25, 2007	vs. Oregon (St. Louis)	10	85-77*
March 31, 2007	vs. UCLA (Atlanta)	7	76-66*
April 2, 2007	vs. Ohio State (Atlanta)	1	84-75*
Jan. 27, 2008	Vanderbilt	14	86-64
Nov. 27, 2009	vs. Mich. St. (Atlantic City)	2	77-74
Feb. 23, 2010	Tennessee	19	75-62
Dec. 18, 2010	vs. Kansas State (Sunrise)	6	57-44
Feb. 1, 2011	Vanderbilt	23	65-61*
Feb. 5, 2011	Kentucky	10	70-68*
March 5, 2011	at Vanderbilt	21	86-76
March 24, 2011	vs. BYU (New Orleans)	10	83-74 OT
Dec. 17, 2011	vs. Texas A&M (Sunrise)	22	84-64
Jan. 28, 2012	Mississippi State	18	69-57
Feb. 4, 2012	Vanderbilt	25	73-65
March 22, 2012	vs. Marquette (Phoenix)	11	68-58
Nov. 14, 2013	Wisconsin	22	83-52
Jan. 19, 2013	Missouri	17	83-52
Feb. 2, 2013	Ole Miss	16	78-64
Feb. 12, 2013	Kentucky	25	69-52
Dec. 10, 2013	Kansas	13	67-61*
Dec. 17, 2013	vs. Memphis (New York)	15	77-75*
Feb. 15, 2014	at Kentucky	14	69-59
March 8, 2014	Kentucky	25	84-65
March 27, 2014	vs. UCLA (Memphis)	20	79-68
Jan. 31, 2015	Arkansas	25(c)	57-56
Jan. 30, 2016	West Virginia	9	88-71
Feb. 4, 2017	Kentucky	8	88-66
March 18, 2017	vs. Virginia (Orlando)	24	65-39*
March 24, 2017	vs. Wisconsin (New York)	25	84-83* OT
Nov. 24, 2017	vs. Gonzaga (Portland)	17	111-105 2OT
Dec. 9, 2017	vs. Cincinnati (Newark)	17	66-60
Jan. 2, 2018	at Texas A&M	11	83-66
Jan. 20, 2018	at Kentucky	18	66-64
Feb. 24, 2018	Auburn	12	72-66
March 3, 2018	Kentucky	23	80-67

\*Consecutive games

(c)Coaches' Poll/unranked in AP Poll (AP ranking listed for all others)

## Halftime Comebacks (159)

DATE	GAME	DEFICIT	FINAL
Dec. 17, 1966	at Kentucky	3	78-75
Dec. 18, 1967	Vanderbilt	14	74-72
Jan. 29, 1968	Auburn	2	65-60
Feb. 17, 1969	Tennessee	3	65-63
March 3, 1969	at West Virginia	1	75-57
Dec. 19, 1969	Virginia Tech (N)	5	48-45
Jan. 12, 1970	Tennessee	4	57-56
Dec. 1, 1970	Samford	4	79-74
Jan. 2, 1971	Auburn	2	66-60
Jan. 4, 1971	Vanderbilt	1	84-82 OT
Feb. 15, 1971	Tennessee	4	56-55
Feb. 22, 1971	at Ole Miss	3	85-68
March 1, 1971	West Virginia	5	72-71
Jan. 3, 1972	Alabama	3	92-89
Jan. 15, 1972	Kentucky	11	72-70

Feb. 26, 1972	Mississippi State	2	88-80
Jan. 29, 1973	Ole Miss	10	65-59
Feb. 5, 1973	at Georgia Tech	3	87-85
Feb. 10, 1973	at Auburn	6	76-74
March 3, 1973	at Georgia	9	77-72
Dec. 26, 1973	at Jacksonville	15	64-62
Jan. 2, 1974	at Georgia Tech	3	70-68
Feb. 16, 1974	at Auburn	1	85-77
Jan. 4, 1975	Mississippi State	4	94-82
Feb. 10, 1975	Georgia	12	66-65
Dec. 26, 1975	at Jacksonville	8	65-64
Feb. 7, 1976	at Mississippi State	1	78-71 OT
Dec. 4, 1976	East Tennessee	3	62-59
Dec. 18, 1976	vs. Memphis State (N)	3	84-83
Jan. 31, 1977	at LSU	2	83-68
Feb. 7, 1977	Tennessee	5	80-76
Jan. 21, 1978	at LSU	9	74-70
Feb. 18, 1978	LSU	4	73-72
Dec. 14, 1978	Fairfield	9	109-99
Jan. 29, 1979	at Vanderbilt	8	90-87 OT
Feb. 2, 1980	Auburn	1	70-60
Feb. 18, 1980	Jacksonville	4	60-55
Jan. 17, 1981	Ole Miss	8	74-71
Nov. 27, 1982	at Alaska-Anchorage	1	72-52
Jan. 3, 1983	Alabama	2	89-85
Jan. 11, 1983	at South Florida	4	92-79 OT
Dec. 10, 1983	at Jacksonville	1	52-51
Dec. 22, 1984	at Stetson	3	70-54
Feb. 9, 1985	Vanderbilt	3	78-66
March 2, 1985	at Mississippi State	1	69-63
March 7, 1985	vs. Kentucky (SEC)	7	58-55
Jan. 2, 1986	at Tennessee	1	77-75 OT
Feb. 1, 1986	Tennessee	8	69-61
Feb. 26, 1986	Alabama	8	77-65
Dec. 20, 1986	vs. Ohio State (N)	1	82-72
Jan. 17, 1987	Tennessee	9	97-90
Feb. 3, 1988	at Alabama	6	74-64
Nov. 26, 1988	at Alaska-Anchorage	3	83-72
Nov. 30, 1988	Siena	9	71-67
Jan. 25, 1989	at Vanderbilt	9	81-78
Feb. 8, 1989	Georgia	9	65-60
Feb. 11, 1989	at Kentucky	7	59-53
Feb. 15, 1989	Auburn	2	90-79
Feb. 25, 1989	Vanderbilt	4	83-80
March 1, 1989	at LSU	6	104-95
March 10, 1989	vs. Georgia (SEC)	11	62-61
Dec. 12, 1989	vs. James Madison (N)	6	85-77
Feb. 6, 1991	at Auburn	4	87-84
Jan. 25, 1992	Vanderbilt	1	75-55
Feb. 22, 1992	at South Carolina	9	50-48
Feb. 26, 1992	at Tennessee	8	72-68
March 4, 1992	Kentucky	6	79-62
Jan. 6, 1993	at Auburn	4	76-73
Jan. 13, 1993	at Georgia	4	81-77 OT
Feb. 24, 1993	at South Carolina	18	80-73
Dec. 4, 1993	at Texas	2	76-68
Dec. 22, 1993	at Villanova	4	85-77
Dec. 30, 1993	Evansville	3	66-63
Jan. 5, 1994	LSU	2	74-73
Jan. 15, 1994	at South Carolina	9	77-75
Feb. 2, 1994	Auburn	2	68-67
Feb. 5, 1994	Mississippi State	5	84-75
Feb. 16, 1994	Georgia	4	91-79
Feb. 21, 1994	Florida State	2	72-61
March 17, 1994	vs. James Madison (NCAA)	4	64-62
March 25, 1994	vs. Connecticut (NCAA)	6	69-60
Nov. 25, 1994	Stetson	4	73-64
Jan. 28, 1995	Ole Miss	4	72-57
Feb. 15, 1995	Tennessee	3	70-48
March 5, 1995	Vanderbilt	4	69-58
Dec. 30, 1995	at Oklahoma	9	76-72 OT



# MISCELLANEOUS RECORDS

## Halftime Comebacks (cont.)

Jan. 13, 1996	South Carolina	4	81-69
Jan. 27, 1996	LSU	1	73-70
Jan. 18, 1997	Alabama	5	85-66
Jan. 19, 1998	at Jacksonville	4	75-69
March 6, 1998	vs. Auburn (SEC)	3	68-64
Jan. 20, 1999	at LSU	2	77-58
Jan. 23, 1999	Tennessee	2	93-72
March 11, 1999	vs. Penn (NCAA)	11	75-61
March 13, 1999	vs. Weber State (NCAA)	5	82-74 OT
Dec. 11, 1999	Bethune-Cookman	2	93-77
Jan. 8, 2000	at Ole Miss	3	75-71
Jan. 10, 2001	at Mississippi State	7	81-80
Jan. 24, 2001	at Auburn	4	65-63
Feb. 10, 2001	Arkansas	6	73-63
Feb. 13, 2001	at LSU	7	81-74 OT
Dec. 14, 2002	at Maryland	1	69-64
Dec. 23, 2002	Charleston Southern	2	74-62
Jan. 7, 2003	at Mississippi State	6	74-66
Jan. 11, 2003	Georgia	5	66-63
Jan. 18, 2003	at South Carolina	7	77-75
Feb. 22, 2003	at Vanderbilt	2	77-74 OT
Nov. 28, 2003	vs. Arizona (N)	1	78-77
Dec. 20, 2003	vs. West Virginia (N)	6	70-57
Jan. 7, 2004	at South Carolina	2	65-62
March 12, 2004	vs. Alabama (SEC)	4	75-73 OT
Jan. 12, 2005	at Auburn	3	84-78 OT
Feb. 27, 2005	at South Carolina	10	66-65
March 2, 2005	at Georgia	4	50-38
Nov. 18, 2005	vs. Syracuse (N)	1	75-70
Nov. 25, 2005	Florida State	8	74-66
Jan. 28, 2006	Vanderbilt	3	81-58
Feb. 4, 2006	Kentucky	2	95-80
March 11, 2006	vs. LSU (SEC)	3	81-65
March 24, 2006	vs. Georgetown (NCAA)	2	57-53
Dec. 30, 2006	UAB	7	75-70
Jan. 6, 2007	Georgia	1	67-51
Jan. 24, 2007	at Mississippi State	4	70-67
Jan. 31, 2007	Vanderbilt	11	74-64
Feb. 14, 2007	Alabama	11	76-67
March 18, 2007	Purdue (NCAA)	2	74-67
Dec. 15, 2007	Georgia Southern	9	52-49
Jan. 8, 2008	at Alabama	7	90-83
Jan. 23, 2008	at South Carolina	2	73-71
Jan. 3, 2009	North Carolina State	10	68-66
Nov. 20, 2009	Troy	1	80-58
Jan. 3, 2010	at North Carolina State	2	62-61
Feb. 6, 2010	Mississippi State	2	69-62
Feb. 20, 2010	at Ole Miss	1	64-61
Dec. 18, 2010	vs. Kansas State (N)	3	57-44
Jan. 20, 2011	at Auburn	1	45-40
Jan. 25, 2011	at Georgia	2	104-91 2OT
Feb. 12, 2011	Tennessee	6	61-60
Feb. 24, 2011	Georgia	7	71-62
March 11, 2011	vs. Tennessee (SEC)	5	85-74
March 12, 2011	vs. Vanderbilt (SEC)	8	77-66
Dec. 7, 2011	Arizona	1	78-72 OT
Jan. 14, 2012	at South Carolina	1	79-65
Jan. 26, 2012	at Ole Miss	10	64-60
Feb. 21, 2012	Auburn	3	63-47
Jan. 23, 2013	at Georgia	3	64-47
March 16, 2013	vs. Alabama (SEC)	3	61-51
Jan. 11, 2014	at Arkansas	1	84-82 OT
Feb. 4, 2014	Missouri	3	68-58
Feb. 11, 2014	at Tennessee	1	67-58
Feb. 15, 2014	at Kentucky	3	69-59
Feb. 19, 2014	Auburn	8	71-66
March 15, 2014	vs. Tennessee (SEC)	7	56-49
March 21, 2014	Louisiana-Monroe	2	61-56 OT
Jan. 7, 2015	at South Carolina	3	72-68
Nov. 27, 2015	Florida Gulf Coast	1	70-50

Jan. 19, 2016	Mississippi State	5	81-78
Feb. 16, 2016	at Georgia	4	57-53
Nov. 24, 2016	vs. Seton Hall (N)	1	81-76
Jan. 7, 2017	Tennessee	1	83-70
Jan. 14, 2017	Georgia	1	80-76 OT
Nov. 24, 2017	vs. Gonzaga (N)	7	111-105 2OT
Feb. 7, 2018	LSU	2	73-64

**Biggest Comeback:** 18 at South Carolina, Feb. 24, 1993  
**Biggest Comeback at Home:** 14 vs. Vanderbilt, Dec. 18, 1967  
**Postseason:** 11 vs. Penn, March 11, 1999; vs. Georgia, March 10, 1989

## Overtime Games (52-44)

DATE	TEAM	SITE	W/L	SCORE
Feb. 20, 1922	Trinity	H	W	33-26
Jan. 11, 1930	Georgia	A	L	34-35
Jan. 15, 1938	Georgia	H	W	38-32
Feb. 23, 1951	Auburn	A	L	77-83
Jan. 14, 1960	Miami	H	L	65-70
Feb. 20, 1960	Vanderbilt*	H	W	81-75
Feb. 22, 1960	Georgia Tech*	H	L	55-69
Dec. 29, 1960	Navy	N	L	62-69
Feb. 20, 1961	Mississippi	H	W	81-77
Dec. 19, 1961	Georgia	A	L	72-78
Feb. 26, 1962	Georgia Tech	H	W	82-75
Nov. 30, 1962	Miami*	A	L	87-91 2OT
Dec. 3, 1962	Jacksonville*	H	W	82-81 2OT
Dec. 8, 1962	Texas Tech	A	W	71-69
Jan. 14, 1963	Alabama	H	W	69-67
Dec. 18, 1968	LSU	A	L	89-93
Feb. 8, 1969	Auburn	A	L	80-81
Jan. 12, 1970	Tennessee*	H	W	57-56
Jan. 17, 1970	West Virginia*	A	L	87-88
Jan. 4, 1971	Vanderbilt	H	W	84-82
Dec. 26, 1972	Rutgers	N	L	79-81
Feb. 5, 1973	Georgia Tech*	A	W	87-85
Feb. 10, 1973	Auburn*	A	W	76-75
Feb. 1, 1975	Vanderbilt*	H	W	101-90
Feb. 3, 1975	Mississippi State*	A	W	107-104 2OT
Dec. 27, 1975	Wake Forest	A	L	75-78
Jan. 26, 1976	Vanderbilt	H	L	81-85
Feb. 7, 1976	Mississippi State	A	W	78-71
Feb. 6, 1978	Vanderbilt	A	L	57-59 2OT
March 4, 1978	Tennessee	H	L	90-91 3OT
Dec. 15, 1978	Fairfield	N	W	109-99 3OT
Jan. 29, 1979	Vanderbilt*	A	W	90-87
Feb. 3, 1979	Auburn*	H	L	92-93
Feb. 24, 1979	Georgia	H	L	62-63
Dec. 13, 1980	Florida State	A	W	81-74 2OT
Feb. 13, 1982	Mississippi	H	L	57-58
March 3, 1982	Vanderbilt	N	L	46-47 2OT
Jan. 11, 1983	South Florida	A	W	92-79
Feb. 28, 1983	LSU*	H	L	87-91
March 3, 1983	Alabama*	A	L	99-106 2OT
Feb. 18, 1984	Tennessee	H	L	74-75 2OT
March 8, 1984	Tennessee	N	L	74-80
Feb. 6, 1985	Auburn	H	L	78-81
Jan. 2, 1986	Tennessee	A	W	77-75
Jan. 28, 1987	Alabama	H	W	90-80
Feb. 28, 1987	Alabama	A	L	85-86
Jan. 25, 1989	Vanderbilt	A	W	81-78
Feb. 25, 1989	Vanderbilt	H	W	83-80
Feb. 2, 1991	Mississippi	A	W	91-81 2OT
Feb. 6, 1991	Auburn	A	W	87-84
Feb. 12, 1992	Mississippi	A	W	86-84
Dec. 8, 1992	Jacksonville	H	W	82-75
Jan. 13, 1993	Georgia	A	W	81-77
March 25, 1994	Connecticut	N	W	69-60
Dec. 17, 1994	Florida State	N	W	71-65 2OT
Dec. 30, 1995	Oklahoma	N	W	76-72
Jan. 8, 1997	LSU	A	L	82-88

Jan. 22, 1997	Georgia	A	L	70-77
Feb. 4, 1998	Mississippi State	H	W	82-78
Feb. 27, 1999	Vanderbilt	A	L	70-71
March 13, 1999	Weber State	N	W	82-74
Jan. 18, 2000	Tennessee	H	L	79-81 2OT
Feb. 12, 2000	Tennessee	A	L	73-76
March 17, 2000	Butler	N	W	69-68
Feb. 13, 2001	LSU	A	W	81-74
Jan. 9, 2002	Tennessee	A	W	104-100
Jan. 26, 2002	Arkansas	A	L	92-94
March 15, 2002	Creighton	N	L	82-83 2OT
Dec. 21, 2002	Miami	N	W	94-93 2OT
Feb. 22, 2003	Vanderbilt	A	W	77-74
Dec. 10, 2003	Maryland	H	L	68-69
March 12, 2004	Alabama	N	W	75-73
Jan. 12, 2005	Auburn	A	W	84-78
Jan. 19, 2005	Tennessee	H	L	76-83
Feb. 18, 2006	Arkansas	A	L	81-85
Nov. 25, 2006	Kansas	N	L	80-82
Jan. 19, 2008	Kentucky	H	W	81-70
Jan. 3, 2009	North Carolina State	A	W	62-61
March 18, 2010	BYU	N	L	92-99 2OT
Dec. 20, 2010	Jacksonville	H	L	68-71
Jan. 11, 2011	Tennessee	A	W	81-75
Jan. 25, 2011	Georgia	A	W	104-91 2OT
Feb. 1, 2011	Vanderbilt	H	W	65-61
March 24, 2011	BYU*	N	W	83-74
March 26, 2011	Butler*	N	L	71-74
Dec. 7, 2011	Arizona	H	W	78-72
Dec. 29, 2011	Rutgers	A	L	83-85 2OT
Jan. 11, 2014	Arkansas	A	W	84-82
Nov. 21, 2014	Louisiana-Monroe*	H	W	61-56
Nov. 26, 2014	Georgetown*	N	L	65-66
Feb. 20, 2016	South Carolina	A	L	69-73
Jan. 14, 2017	Georgia	H	W	80-76
March 10, 2017	Vanderbilt	N	L	62-72
March 24, 2017	Wisconsin	N	W	84-83
Nov. 24, 2017	Gonzaga	N	W	111-105 2OT
Feb. 14, 2018	Georgia	H	L	69-72

\*Denotes consecutive games.

Overall OT Record:	52-44
Home:	19-15
Away:	22-19
Neutral:	11-10
SEC Record:	37-29
Double Overtime:	8-8
Triple Overtime:	1-1
Current Streak:	L-1
Last Five:	3-2
Last 10:	5-5

## Century Mark (80-2)

DATE	TEAM	SITE	W/L	SCORE
Dec. 9, 1953	Wofford	A	W	100-63
Dec. 12, 1955	Tampa	H	W	110-62
Dec. 28, 1956	Clemson\$	N	W	105-71
Dec. 1, 1958	Erskine	H	W	107-61
Feb. 6, 1959	Mississippi	H	W	102-97
March 3, 1962	Georgia	H	W	105-78
Jan. 7, 1963	Tulane	H	W	109-74
Dec. 11, 1963	Tampa	H	W	108-75
Dec. 26, 1963	Manhattan\$	N	W	100-75
Jan. 9, 1964	Miami	H	W	114-91
Jan. 4, 1965	LSU	H	W	102-62
Jan. 12, 1966	Miami	H	W	111-66
Dec. 3, 1966	Miami	H	W	113-88
Dec. 4, 1967	Jacksonville	H	W	109-73
Dec. 7, 1968	Miami&	N	W	111-62
Jan. 18, 1969	Furman	H	W	110-65
Jan. 25, 1971	Mississippi	H	W	106-86
Dec. 4, 1971	South Florida	H	W	116-87

# MISCELLANEOUS RECORDS

Feb. 12, 1972	Auburn	H	L	100-103
Feb. 29, 1972	Chicago State	H	W	120-69
Dec. 1, 1972	Valdosta State	H	W	100-76
Dec. 17, 1973	Central Missouri State	H	W	109-72
Dec. 9, 1974	NW Missouri State	H	W	114-51
Feb. 1, 1975	Vanderbilt*	H	W	101-90
Feb. 3, 1975	Mississippi State*	A	W	107-104 20T
Dec. 30, 1975	Roosevelt	H	W	121-54
Nov. 27, 1976	Mercer	H	W	105-63
Dec. 30, 1976	Holy Cross\$	N	W	101-85
Jan. 8, 1977	Georgia	A	W	101-76
Dec. 15, 1978	Fairfield#	N	W	109-99 30T
Dec. 10, 1982	Jacksonville-	N	W	104-78
Nov. 24, 1984	UCF	H	W	106-55
Dec. 20, 1984	St. Thomas	A	W	120-66
Dec. 2, 1986	Western Carolina*	H	W	116-68
Dec. 4, 1986	Southern Methodist*	N	W	110-70
Dec. 29, 1986	Hawaii	A	W	115-83
Jan. 7, 1987	Mississippi State	H	W	100-56
Dec. 16, 1987	Ohio State	H	W	102-69
Dec. 10, 1988	LSU*	H	L	101-111
Dec. 19, 1988	Miami*	H	W	101-81
March 1, 1989	LSU	A	W	104-95
Jan. 26, 1994	Georgia	A	W	100-76
Dec. 30, 1996	Robert Morris+	N	W	106-69
Feb. 3, 1997	Jacksonville	H	W	102-82
Nov. 18, 1997	UCF	H	W	100-85
Nov. 30, 1998	Coastal Carolina	H	W	110-68
Dec. 20, 1998	Long Island*	H	W	119-61
Dec. 23, 1998	Morehead State*	H	W	117-70
Nov. 29, 1999	New Hampshire	H	W	131-72
Dec. 19, 1999	High Point	H	W	109-60
Dec. 28, 1999	VMI	H	W	113-68
Nov. 27, 2000	Florida Atlantic	H	W	100-42
Dec. 10, 2000	FAMU	H	W	125-50
Dec. 19, 2000	Bethune-Cookman	H	W	106-64
Dec. 28, 2000	Tulane*	A	W	103-85
Dec. 30, 2000	New Hampshire*	H	W	102-54
Nov. 28, 2001	New Hampshire	A	W	108-56
Dec. 18, 2001	High Point	H	W	103-49
Dec. 30, 2001	Belmont	H	W	107-55
Jan. 9, 2002	Tennessee	A	W	104-100 OT
Jan. 16, 2002	LSU	H	W	102-70
Nov. 25, 2003	Montana State	H	W	112-73
Dec. 2, 2003	FAMU	H	W	102-78
Dec. 22, 2003	Northeastern	H	W	101-84
Dec. 27, 2003	Eastern Kentucky	H	W	109-63
Dec. 19, 2004	Georgia Southern	H	W	100-68
Dec. 18, 2005	Jacksonville	H	W	101-58
Jan. 18, 2006	Savannah State	H	W	113-67
Nov. 24, 2006	Western Kentucky	H	W	101-68
March 16, 2007	Jackson State	H	W	112-69
Nov. 14, 2007	N.C. Central	H	W	105-51
Nov. 20, 2007	North Florida	H	W	102-51
Nov. 18, 2010	North Carolina A&T	H	W	105-55
Jan. 25, 2011	Georgia	A	W	104-91 20T
Nov. 25, 2011	Jacksonville	H	W	107-62
Nov. 16, 2015	North Carolina A&T	H	W	104-54
Jan. 25, 2017	LSU	A	W	106-71
Feb. 14, 2017	Auburn	A	W	114-95
Nov. 13, 2017	Gardner-Webb*	H	W	116-74
Nov. 16, 2017	North Florida*	H	W	108-68
Nov. 23, 2017	Stanford*	N	W	108-87
Nov. 24, 2017	Gonzaga*	N	W	111-105 20T

\$ - Gator Bowl Tournament + - Florida Four Tourney

& - Sunshine State Classic - - Fiesta Bowl Classic

# - Industrial National Classic \* - Denotes consecutive games

## 90-Point Games by Coach

Billy Donovan	80
Norm Sloan	45
John Lotz	34
Tommy Bartlett	28
John Mauer	17
<b>Mike White</b>	<b>13</b>
Lon Kruger	11
Don Devoe	3
Sam McAllister	1
<b>Total</b>	<b>232</b>

## 100-Point Games by Coach

Billy Donovan	33
Norm Sloan	18
Tommy Bartlett	9
John Lotz	9
<b>Mike White</b>	<b>7</b>
John Maurer	5
Lon Kruger	1
<b>Total</b>	<b>82</b>

## Alternate Uniform Colors

Since 2002-03 season

### Orange (16-14)

Feb. 18, 2006	Arkansas	A	L	81-85
Feb. 26, 2006	Alabama	A	L	77-82
March 11, 2006	LSU	N	W	81-65
Nov. 28, 2011	Stetson	N	W	96-70
Dec. 17, 2011	Texas A&M	N	W	84-64
Jan. 26, 2012	Ole Miss	A	W	64-60
Feb. 7, 2012	Kentucky	A	L	58-78
March 22, 2012	Marquette	N	W	68-58
Dec. 22, 2012	Kansas State	N	L	61-67
March 9, 2013	Kentucky	A	L	57-61
Dec. 17, 2013	Memphis	N	W	77-75
Feb. 24, 2015	Missouri	A	L	52-64
Feb. 6, 2016	Kentucky	A	L	61-80
Feb. 20, 2016	South Carolina	A	L	69-73 OT
March 5, 2016	Missouri	A	W	82-72
March 11, 2016	Texas A&M	N	L	66-72
Nov. 21, 2016	Belmont	N	W	78-61
Dec. 6, 2016	Duke	N	L	74-84
Dec 11, 2016	Florida State	A	L	78-83
Jan. 28, 2017	Oklahoma	A	W	84-52
Nov. 23, 2017	Stanford*	N	W	108-87
Nov. 24, 2017	Gonzaga*	N	W	111-105 20T
Nov. 26, 2017	Duke*	N	L	84-87
Jan. 6, 2018	Missouri	A	W	77-75
Jan. 20, 2018	Kentucky	A	W	66-64
Jan. 27, 2018	Baylor*	H	W	81-60
Feb. 10, 2018	South Carolina*	A	W	65-41
Feb. 17, 2018	Vanderbilt	A	L	68-71
March 3, 2018	Kentucky*	H	W	80-67
March 17, 2018	Texas Tech*	N	L	66-69
	PK80 Special Edition*			

### Black (11-10)

Dec. 6, 2002	Florida State	A	W	58-57
Dec. 21, 2002	Miami	A	W	94-93
Jan. 7, 2003	Mississippi State	A	W	74-66
Jan. 18, 2003	South Carolina	A	W	87-75
Jan. 28, 2003	LSU	A	W	77-66
Feb. 4, 2003	Kentucky	A	L	55-70
Feb. 15, 2003	Tennessee	A	L	59-66
Jan. 3, 2004	Florida State	H	W	87-73
Jan. 27, 2004	Alabama	A	W	88-78
Jan. 31, 2004	Tennessee	A	L	63-65
Jan. 2, 2005	Florida State	A	L	69-82
Dec. 3, 2006	Florida State	A	L	66-70
March 9, 2008	Kentucky	A	L	70-75
Jan. 14, 2009	Auburn	A	W	68-65
Jan. 21, 2009	South Carolina	A	L	69-70
Feb. 24, 2009	LSU	A	L	75-81
Feb. 27, 2010	Georgia	A	L	76-78
Jan. 7, 2017	Tennessee	H	W	83-70
Feb. 18, 2017	Mississippi State	A	W	57-52
Dec. 16, 2017	Clemson	N	L	69-71
Feb. 7, 2018	LSU	H	W	73-64
Feb. 27, 2018	Alabama	A	W	73-52

### Gray (0-1)

Feb. 11, 2012	Tennessee	H	L	70-75
---------------	-----------	---	---	-------

# ALL-TIME SERIES RECORDS

## Active Division-I Teams

	W-L	FIRST GAME
Air Force	2-0	1963
Alabama	68-75	1927
Alabama State	2-0	2005
Albany	2-0	2005
American	3-0	2000
Arizona	2-2	2001
Arizona State	2-0	1984
Arkansas	23-12	1992
Arkansas-Little Rock	2-0	2013
Army	1-0	1972
Auburn	79-87	1927
Austin Peay	1-0	1992
Baylor	1-1	1981
Belmont	2-0	2001
Bethune-Cookman	6-0	1996
Boston College	2-0	1994
Bradley	1-0	1970
Brigham Young	1-3	1959
Brown	1-0	1977
Bucknell	1-0	1968
Butler	2-1	2000
California	0-2	1986
Charleston Southern	5-0	1991
Charlotte	4-2	1974
Chicago State	1-0	1972
Cincinnati	1-0	2017
The Citadel	1-0	1963
Clemson	9-10	1927
Coastal Carolina	3-0	1997
Colorado State	0-1	1989
Columbia University	1-0	1971
Connecticut	1-3	1994
Creighton	1-2	1996
Davidson	0-2	1921
Dayton	1-0	2014
Delaware	0-1	1996
DePaul	2-1	1965
Duke*	4-14	1932
Duquesne	2-0	1996
East Tennessee State	5-0	1969
Eastern Illinois	1-0	2002
Eastern Kentucky	2-0	2003
Evansville	1-1	1955
Fairfield	1-0	1978
Florida A&M	11-0	1991
Florida Atlantic	3-0	2000
Florida Gulf Coast	4-0	2008
Florida International	2-0	1991
Florida State	43-26	1951
Fordham	1-2	1970
Fresno State	1-0	2013
Furman	3-4	1921
Gardner-Webb	1-0	2017
George Mason	1-0	2006
Georgetown	2-3	1990
George Washington	2-2	1939
Georgia	113-100	1923
Georgia Southern <sup>§</sup>	6-2	1937
Georgia Tech	20-26	1922
Gonzaga	2-2	1999
Harvard	1-0	1969
Hawaii	1-0	1986
High Point	3-0	1999
Hofstra	1-1	1977
Holy Cross	1-0	1976
Houston	0-2	1970
Howard	1-0	1991
Illinois	1-4	1971
Incarinate Word	1-0	2017
Indiana	0-3	1974
Iona	0-1	1985
Iowa State	2-1	1979
Jackson State	2-0	2007
Jacksonville	32-5	1960

James Madison	3-1	1989
Kansas	2-4	1995
Kansas State	1-1	2000
Kent State	1-0	2010
Kentucky	40-100	1927
Kentucky Wesleyan	0-1	1955
LaSalle	0-1	1989
Liberty	1-0	2007
LIU Brooklyn	1-0	1998
Longwood	1-0	2008
Louisiana-Lafayette (SW La.)	0-2	1983
Louisiana-Monroe	1-0	2014
LSU	46-63	1947
Louisiana Tech	2-1	1986
Louisville	1-8	1969
Loyola Chicago	0-1	2017
Manhattan	2-1	1963
Marquette	2-2	1976
Maryland	2-1	1932
Massachusetts	1-2	1978
McNeese State	1-0	1997
Memphis	2-0	1976
Mercer	6-7	1919
Miami (Fla.)	46-24	1928
Miami (Ohio)	0-1	1972
Michigan	1-1	1998
Michigan State	3-4	1987
Middle Tennessee	2-0	2012
Minnesota	1-1	1993
Mississippi	65-46	1940
Mississippi State	65-49	1936
Mississippi Valley State	1-0	2011
Missouri	6-2	2013
Missouri-Kansas City	1-0	2008
Missouri State	1-0	1986
Montana State	1-0	2003
Morehead State	2-1	1969
Morgan State	1-0	2006
Navy	2-1	1960
New Hampshire	4-0	1999
New Orleans	3-0	1989
Nicholls State	1-0	1997
Norfolk State	1-0	2012
North Carolina	2-4	1922
North Carolina A&T	2-0	2010
North Carolina Central	1-0	2007
North Carolina State	3-6	1921
North Dakota State	1-0	2007
North Florida	7-0	2006
Northeastern	1-0	2003
Northwestern	1-2	1968
Northwestern State	1-0	2013
Ohio	2-1	1926
Ohio State	5-8	1981
Oklahoma	2-0	1995
Oklahoma State	3-0	1993
Oregon	1-0	2007
Penn	2-2	1974
Penn State	1-2	1965
Pittsburgh	3-4	1948
Prairie View A&M	1-0	2006
Presbyterian	1-0	2009
Providence	4-0	1978
Purdue	2-4	1980
Radford	1-0	2010
Rhode Island	1-0	2011
Rice	2-1	1960
Richmond	3-2	1922
Rider	1-0	2011
Robert Morris	1-0	1996
Rutgers	4-2	1972
St. Bonaventure	3-0	1977
St. Joseph's	2-1	1956
St. Peter's	1-0	2005
Sam Houston State	2-0	2003
Samford	2-0	1970

San Diego State	1-1	1985
San Jose State	0-1	1974
Savannah State	3-0	2006
Seton Hall	2-1	1939
Siena	1-0	1988
South Alabama	2-2	1984
South Carolina	45-26	1926
Southeastern Louisiana	1-0	2012
Southern U.	2-0	2006
Southern Methodist (SMU)	1-2	1960
Southern Miss	1-0	1986
Southern Utah	1-0	2008
Stanford	1-4	1974
Stetson	52-14	1919
Syracuse	1-3	1987
Temple	2-4	1969
Tennessee	57-74	1926
Tennessee-Chattanooga	1-0	2006
Tennessee Tech	1-0	2007
Texas	3-4	1964
Texas A&M	7-4	1992
Texas Christian (TCU)	2-0	1974
Texas Southern	1-0	2014
Texas Tech	2-1	1960
Toledo	1-0	2008
Towson	1-0	1988
Troy	1-0	2009
Tulane	12-11	1948
Tulsa	0-2	1962
UAB	3-1	1997
UCF	10-1	1984
UCLA	4-0	2006
UC Santa Barbara	1-0	2011
UNC Wilmington	3-0	1978
USF	18-5	1971
Utah	1-1	1988
Utah State	1-0	1999
Vanderbilt	64-71	1931
Vermont	3-0	1977
Villanova	2-2	1993
Virginia	2-1	1992
VMI	3-1	1921
Virginia Tech	4-5	1961
Wake Forest	7-5	1936
Washington	2-1	1965
Weber State	1-0	1999
West Virginia	5-3	1963
Western Carolina	1-0	1986
Western Kentucky	2-0	2001
Wichita State	2-0	1991
William & Mary	1-0	2014
Winthrop	1-0	2008
Wisconsin	3-2	1967
Wisconsin-Milwaukee	1-0	2006
Wofford	6-0	1921
Wright State	1-0	2011
Wyoming	0-1	1986
Xavier	1-2	1959
Yale	3-0	2011

\* Duke record includes 1-1 mark vs. Trinity College  
<sup>§</sup> Georgia Southern includes 1-2 record vs. Georgia State Teachers

## Other Opponents

Alaska-Anchorage	3-0	1982
Albany YMCA	3-2	1922
Atwater Kent	2-0	1931
Augusta College	1-0	1990
Banana River NAS	2-0	1946
Biscayne/St. Thomas	6-0	1979
Camp Benning	1-1	1921
Camp Blanding	2-3	1945
Camp Blanding 120th Inf.	1-0	1943
Catholic Club	1-0	1919
Cedar Key AAF	1-0	1944
Central Missouri State	1-0	1973
Cincinnati YMCA	0-6	1926
Cohen Brothers	2-0	1930
Columbia College	2-0	1916
Coral Gables	0-3	1924
Davis-Elkins	0-2	1926
Daytona Beach All-Stars	1-0	1947
Denison	0-1	1926
Erskine	1-0	1958
Field Artillery 197th	1-0	1943
305th Fighter Squadron	1-0	1943
Florida Southern	27-6	1923
Ft. Benning	0-2	1924
Ft. Benning Parachute	0-1	1943
Ft. McPherson	1-0	1926
Goodyear Tire	0-1	1926
Green Cove	0-2	1946
Havana	1-1	1926
House of David	1-0	1934
Illinois Wesleyan	2-0	1976
Jacksonville Cavs	1-0	1946
Jacksonville NAS	5-7	1938
Jax. Seminole Canoe Club	4-3	1924
Jacksonville YMCA	3-2	1915
Kewatin (St. Augustine)	0-1	1916
Lawrence Tech	1-0	1949
Lee Field	0-1	1945
Lynchburg	0-1	1922
Macon YMCA	0-3	1919
Marine Maritime Academy	1-0	1945
Masked Marvels	1-0	1926
Miami YMCA	0-1	1923
Missouri Western	2-0	1975
Muhlenberg	1-0	1956
Naval Air Gunnery	1-0	1943
Naval Inshore Patrol	1-0	1943
Northwest Missouri State	1-0	1974
O.C.S.	1-0	1943
Oglethorpe	1-1	1927
Olson Swedes	0-1	1928
Orlando AFB	2-0	1946
Paris Island Marines	1-0	1927
Pinellas AAF	0-1	1944
Puerto Rico	1-0	1996
Ralph's Dry Cleaners	2-0	1926
Rollins	17-0	1922
Roosevelt	1-0	1975
St. Augustine YMCA	1-0	1916
St. Francis (Pa.)	1-0	1994
St. Leo	2-0	1983
Savannah YMCA	2-2	1919
Scranton	0-1	1939
Sears	1-0	1932
Sewanee	3-1	1938
South J'ville Greenbacks	2-2	1923
Spring Hill	1-1	1946
Tampa	20-4	1937
Union (Ky.) College	1-0	1941
Valdosta State	1-0	1972
Washington College	0-1	1939
Waycross	1-0	1932
Waycross NAS	1-0	1945
Welch Army Hospital	0-3	1945
Wilmington (Oh.) College	0-1	1926
305th Fighter Squadron	1-0	1-0



# ALL-TIME SERIES SCORES

## Air Force (2-0)

Dec. 27, 1963	GBT	W	74-68
Dec. 29, 2012	N	W	78-61

## Alabama (68-75)

Jan. 17, 1927	A	L	44-49
Feb. 18, 1928	A	L	31-36
Feb. 20, 1928	A	W	29-21
Feb. 11, 1929	H	W	22-21
Feb. 12, 1929	H	W	34-23
Feb. 15, 1929	A	L	28-58
Feb. 16, 1929	A	L	33-47
Jan. 15, 1932	A	L	19-32
Jan. 16, 1932	A	L	11-26
Feb. 26, 1934	SEC	L	25-41
Feb. 7, 1935	A	L	25-27
Dec. 14, 1939	H	L	45-48
Dec. 15, 1939	H	L	38-47
Dec. 16, 1940	A	W	36-28
Dec. 17, 1940	A	L	22-28
Dec. 15, 1941	H	L	30-37
Dec. 16, 1941	H	L	28-33
Dec. 11, 1942	A	L	30-39
Dec. 12, 1942	A	L	26-32
Dec. 15, 1946	A	L	18-45
Jan. 7, 1950	H	L	48-51
Jan. 20, 1951	H	W	59-55
Feb. 24, 1951	A	L	61-79
Jan. 5, 1952	H	W	55-53
Feb. 4, 1952	A	L	59-67
Jan. 5, 1953	H	W	69-64
Feb. 6, 1953	A	W	61-60
Feb. 1, 1954	H	L	71-80
Feb. 15, 1954	A	L	58-85
Jan. 31, 1955	A	W	76-74
Feb. 14, 1955	H	L	80-89
Feb. 13, 1956	A	L	74-108
March 5, 1956	H	L	75-82
Jan. 26, 1957	A	W	93-71
Feb. 11, 1957	H	L	65-66
Jan. 13, 1958	H	W	66-62
Feb. 10, 1958	A	L	55-62
Jan. 12, 1959	H	L	77-82
Feb. 7, 1959	A	L	59-67
Jan. 11, 1960	H	W	89-76
Feb. 6, 1960	A	L	56-67
Jan. 30, 1961	H	W	52-50
Feb. 11, 1961	A	L	56-64
Jan. 15, 1962	H	W	74-53
Feb. 10, 1962	A	W	69-62
Jan. 14, 1963	H	W	69-67
Feb. 9, 1963	A	L	74-75
Jan. 27, 1964	H	W	86-60
Feb. 8, 1964	A	W	97-91
Jan. 25, 1965	A	W	67-51
Jan. 3, 1966	H	W	56-53
Jan. 28, 1967	A	W	86-74
Feb. 6, 1967	H	W	82-50
Jan. 27, 1968	H	W	88-75
Feb. 5, 1968	A	W	64-59
Dec. 16, 1968	A	W	56-45
March 8, 1969	H	W	73-60
Jan. 7, 1970	H	W	79-70
March 7, 1970	A	L	78-89
Jan. 6, 1971	A	L	63-70
March 6, 1971	H	W	79-66
Jan. 3, 1972	H	W	79-77
March 11, 1972	A	L	82-86
Jan. 3, 1973	A	L	56-69
Jan. 24, 1973	H	L	74-82
Jan. 28, 1974	A	L	79-98
March 2, 1974	H	W	64-61
Jan. 27, 1975	H	L	67-73
March 1, 1975	A	L	75-100
Jan. 12, 1976	H	W	71-70

Feb. 9, 1976	A	L	73-79
Jan. 5, 1977	H	L	71-83
March 7, 1977	A	L	70-83
Jan. 30, 1978	H	W	84-73
Feb. 27, 1978	A	L	70-81
Jan. 22, 1979	H	L	66-77
Feb. 19, 1979	A	L	76-90
Feb. 28, 1979	N	L	64-81
Jan. 19, 1980	H	L	73-84
Feb. 16, 1980	A	L	62-80
Jan. 24, 1981	H	W	97-91
Feb. 21, 1981	A	L	43-62
Jan. 23, 1982	A	L	71-82
Feb. 20, 1982	H	L	69-70
Jan. 3, 1983	H	W	89-85
March 3, 1983	A	L	99-106
Jan. 2, 1984	A	L	61-63
March 1, 1984	H	W	81-62
Jan. 26, 1985	H	W	86-77
March 26, 1985	A	L	66-81
Jan. 25, 1986	A	L	64-67
Feb. 26, 1986	H	W	77-65
Jan. 28, 1987	H	W	90-80
Feb. 28, 1987	A	L	85-86
Feb. 3, 1988	A	W	74-64
March 5, 1988	H	W	52-45
Feb. 1, 1989	H	W	85-76
March 4, 1989	A	L	63-83
March 12, 1989	SEC	L	60-72
Jan. 30, 1990	A	L	44-57
March 3, 1990	H	L	54-63
Jan. 9, 1991	A	L	64-72
Feb. 9, 1991	H	L	80-88
March 8, 1991	SEC	L	65-71
Feb. 1, 1992	A	L	56-68
March 13, 1992	SEC	L	60-62
Feb. 3, 1993	H	W	69-59
Jan. 22, 1994	A	L	61-69
March 12, 1994	SEC	W	68-52
Feb. 25, 1995	H	L	66-69
Jan. 31, 1996	A	L	65-68
Jan. 18, 1997	H	W	85-66
March 6, 1997	SEC	L	66-80
Feb. 14, 1998	A	L	66-80
Jan. 27, 1999	H	W	72-68
Jan. 22, 2000	A	W	77-73
Feb. 24, 2001	H	W	89-68
March 9, 2001	SEC	W	69-61
Feb. 23, 2002	A	L	74-75
Feb. 8, 2003	H	W	75-56
Jan. 27, 2004	A	W	88-78
March 12, 2004	SEC	W	75-73
Feb. 5, 2005	H	W	85-54
March 12, 2005	SEC	W	68-62
Feb. 26, 2006	A	L	77-82
Feb. 14, 2007	H	W	76-67
Jan. 8, 2008	A	W	90-83
March 13, 2008	SEC	L	69-80
Feb. 18, 2009	H	W	83-74
Feb. 4, 2010	A	W	66-65
March 1, 2011	H	W	78-51
Feb. 14, 2012	A	W	61-52
March 9, 2012	SEC	W	66-63
March 2, 2013	H	W	64-52
March 16, 2013	SEC	W	61-51
Jan. 23, 2014	A	W	68-62
Feb. 8, 2014	H	W	78-69
Jan. 27, 2015	A	W	52-50
March 12, 2015	SEC	W	69-61
Feb. 13, 2016	H	L	55-61
Jan. 10, 2017	A	W	80-67
Feb. 3, 2018	H	L	50-68
Feb. 27, 2018	A	W	73-52

## Alabama State (2-0)

Nov. 28, 2005	H	W	87-60
Nov. 11, 2012	H	W	84-35

## Albany (2-0)

Nov. 10, 2005	H	W	83-64
March 20, 2014	N	W	67-55

## American University (3-0)

Dec. 23, 2000	H	W	76-33
Dec. 28, 2009	H	W	76-60
Dec. 5, 2010	N	W	67-48

## Arizona (2-2)

Nov. 9, 2001	N	L	71-75
Nov. 28, 2003	N	W	78-77
Dec. 7, 2011	H	W	78-72
Dec. 15, 2012	A	L	64-65

## Arizona State (2-0)

Dec. 29, 1984	N	W	87-73
March 25, 2008	A	W	70-57

## Arkansas (23-12)

Jan. 22, 1992	A	L	62-75
Feb. 6, 1993	H	L	66-74
Feb. 12, 1994	A	L	87-99
Feb. 28, 1995	H	L	85-94
Jan. 3, 1996	A	L	60-75
Jan. 5, 1997	H	W	75-62
Jan. 14, 1998	A	L	84-89
Feb. 16, 1999	H	W	74-61
March 5, 1999	SEC	L	74-75
Feb. 15, 2000	A	W	80-71
Feb. 10, 2001	H	W	73-63
Jan. 26, 2002	A	L	92-94
Feb. 1, 2003	H	W	77-66
Feb. 28, 2004	A	W	73-68
Jan. 8, 2005	H	W	82-74
Feb. 18, 2006	A	L	81-85
March 10, 2006	SEC	W	74-71
Jan. 9, 2007	H	W	79-72
March 11, 2007	N	W	77-56
Feb. 2, 2008	A	L	61-80
Jan. 17, 2009	H	W	80-65
March 12, 2009	SEC	W	73-58
Jan. 21, 2010	A	W	71-66
Jan. 22, 2011	H	W	75-43
Feb. 18, 2012	A	W	98-68
Feb. 5, 2013	A	L	69-80
Feb. 23, 2013	H	W	71-54
Jan. 11, 2014	A	W	84-82
Jan. 31, 2015	H	W	57-56
Feb. 3, 2016	H	W	87-83
March 10, 2016	SEC	W	68-61
Dec. 29, 2016	A	W	81-72
March 1, 2017	H	W	78-65
Jan. 17, 2018	H	W	88-73
March 9, 2018	SEC	L	72-80

## Arkansas-Little Rock (2-0)

Nov. 16, 2013	H	W	86-56
Dec. 21, 2016	H	W	94-71

## Army (1-0)

Dec. 18, 1972	MSG	W	80-71
---------------	-----	---	-------

## Auburn (79-87)

Jan. 15, 1927	A	L	34-51
Feb. 9, 1927	H	L	28-40
Jan. 13, 1928	H	L	23-39
Jan. 14, 1928	H	L	33-43
Feb. 21, 1928	A	L	28-50
Feb. 22, 1928	A	L	29-38

Jan. 25, 1929	H	W	44-34
Jan. 26, 1929	H	L	32-39
Feb. 18, 1929	A	W	46-29
Feb. 19, 1929	A	L	26-51
Jan. 22, 1932	H	L	26-43
Jan. 23, 1932	H	L	21-28
Feb. 17, 1933	A	L	30-32
Feb. 18, 1933	A	L	11-16
Feb. 16, 1934	H	W	39-21
Feb. 17, 1934	H	L	21-23
Feb. 8, 1935	A	W	35-25
Feb. 9, 1935	A	L	34-39
Feb. 21, 1936	H	L	16-32
Feb. 22, 1936	H	W	20-13
Feb. 12, 1937	A	L	34-35
Feb. 13, 1937	A	L	40-51
Feb. 25, 1938	H	W	43-34
Feb. 26, 1938	H	W	51-35
Feb. 24, 1939	A	L	38-40
Feb. 25, 1939	A	W	31-25
Feb. 24, 1940	A	W	42-37
Feb. 19, 1942	H	L	23-47
Feb. 20, 1942	H	L	36-38
Feb. 12, 1945	A	W	58-33
Feb. 13, 1945	A	L	40-42
Feb. 19, 1945	H	L	41-43
Feb. 20, 1945	H	W	62-48
Jan. 29, 1946	A	L	36-49
Jan. 30, 1946	A	L	40-51
Feb. 8, 1946	H	L	53-60
Feb. 9, 1946	H	W	53-34
Jan. 17, 1947	H	W	48-32
Jan. 18, 1947	H	W	39-28
Feb. 7, 1947	A	W	48-42
Feb. 8, 1947	A	L	30-36
Dec. 12, 1947	H	L	41-43
Dec. 13, 1947	H		

# ALL-TIME SERIES SCORES

Feb. 18, 1967	H	W	79-59
Jan. 29, 1968	H	W	65-60
Feb. 17, 1968	A	L	65-73
Jan. 4, 1969	H	W	68-59
Feb. 8, 1969	A	L	80-81 OT
Jan. 3, 1970	A	L	75-91
Feb. 7, 1970	H	W	70-68
Jan. 2, 1971	H	W	66-60
Feb. 6, 1971	A	L	70-85
Jan. 8, 1972	A	L	74-79
Feb. 12, 1972	H	L	100-103
Jan. 6, 1973	H	W	65-55
Feb. 10, 1973	A	W	76-74 OT
Jan. 14, 1974	A	W	92-81
Feb. 16, 1974	H	W	85-77
Jan. 13, 1975	H	L	68-84
Feb. 15, 1975	A	L	75-76
Jan. 31, 1976	H	L	86-92
Feb. 28, 1976	A	L	80-89
Jan. 22, 1977	A	W	77-73
Feb. 19, 1977	H	W	79-68
Jan. 14, 1978	H	L	72-81
Feb. 11, 1978	A	L	84-92
Jan. 6, 1979	A	L	86-91
Feb. 3, 1979	H	L	92-93 OT
Jan. 5, 1980	H	W	70-60
Feb. 2, 1980	A	L	62-82
Jan. 10, 1981	H	W	63-59
Feb. 7, 1981	A	W	55-50
March 4, 1981	SEC	W	50-48 OT
Jan. 9, 1982	A	L	60-80
Feb. 6, 1982	H	W	69-66
Jan. 8, 1983	H	W	92-75
Feb. 5, 1983	A	L	54-62
Jan. 7, 1984	A	L	66-82
Feb. 5, 1984	H	L	64-67
Jan. 5, 1985	A	L	70-84
Feb. 6, 1985	H	L	78-81 OT
March 8, 1985	SEC	L	42-43
Jan. 4, 1986	H	W	62-59
Feb. 6, 1986	A	L	65-67
Jan. 31, 1987	A	L	68-81
Feb. 9, 1987	H	L	70-84
Jan. 6, 1988	A	L	67-72
Feb. 6, 1988	H	L	57-58
Jan. 14, 1989	A	W	79-75
Feb. 15, 1989	H	W	90-79
Jan. 13, 1990	H	W	84-62
Feb. 14, 1990	A	L	55-75
Jan. 5, 1991	H	W	84-82
Feb. 6, 1991	A	W	87-84 OT
Feb. 19, 1992	H	W	92-81
Jan. 6, 1993	A	W	76-73
Feb. 2, 1994	H	W	68-67
Jan. 25, 1995	A	L	71-77
Feb. 10, 1996	H	L	70-73
Jan. 11, 1997	A	L	65-79
Feb. 11, 1998	H	W	81-64
March 5, 1998	SEC	W	68-64
Jan. 16, 1999	A	L	69-88
Feb. 27, 2000	H	W	88-59
March 10, 2000	N	L	70-78
Jan. 24, 2001	A	W	65-63
Feb. 20, 2002	H	W	89-61
March 7, 2002	SEC	W	81-63
March 1, 2003	A	W	73-70
Jan. 24, 2004	H	W	68-52
Jan. 12, 2005	A	W	84-78 OT
Jan. 14, 2006	H	W	69-57
Jan. 27, 2007	A	W	91-66
Jan. 12, 2008	H	W	72-56
Jan. 14, 2009	A	W	68-65
March 13, 2009	SEC	L	58-61
Feb. 18, 2010	H	W	78-70
March 11, 2010	SEC	W	78-69
Jan. 20, 2011	A	W	45-40

Feb. 21, 2012	H	W	63-47
Feb. 16, 2013	A	W	83-52
Jan. 18, 2014	A	W	68-61
Feb. 19, 2014	H	W	71-66
Jan. 15, 2015	H	W	75-55
Jan. 23, 2016	H	W	95-63
Feb. 14, 2017	A	W	114-95
Feb. 24, 2018	H	W	72-66

## Austin Peay (1-0)

Dec. 29, 1992	N	W	86-62
---------------	---	---	-------

## Baylor (1-1)

Dec. 30, 1981	N	L	71-72
Jan. 27, 2018	H	W	81-60

## Belmont (2-0)

Dec. 30, 2001	H	W	107-55
Nov. 21, 2016	N	W	78-61

## Bethune-Cookman (6-0)

Nov. 25, 1996	H	W	68-59
Nov. 23, 1998	H	W	91-61
Dec. 11, 1999	H	W	93-77
Dec. 19, 2000	H	W	106-64
Dec. 28, 2002	H	W	99-64
Dec. 9, 2005	H	W	88-58

## Boston College (2-0)

March 27, 1994	N	W	74-66
Nov. 29, 1994	N	W	91-65

## Bradley (1-0)

Nov. 16, 2008	H	W	81-58
---------------	---	---	-------

## Brigham Young (1-3)

Dec. 29, 1959	N	L	65-74
Dec. 30, 1991	N	L	73-79
March 18, 2010	N	L	92-99 2OT
March 24, 2011	N	W	83-74 OT

## Brown (1-0)

Dec. 3, 1977	N	W	92-76
--------------	---	---	-------

## Bucknell (1-0)

Dec. 31, 1968	H	W	74-70
---------------	---	---	-------

## Butler (2-1)

March 17, 2000	N	W	69-68 OT
March 23, 2007	N	W	65-57
March 26, 2011	N	L	71-74 OT

## California (0-2)

Dec. 27, 1986	N	L	80-83
Nov. 25, 1988	N	L	58-73

## Charleston Southern (5-0)

Dec. 4, 1991	H	W	57-52
Nov. 24, 1995	H	W	83-65
Dec. 5, 1998	H	W	80-67
Dec. 23, 2002	H	W	74-62
Dec. 19, 2007	H	W	89-64

## Charlotte (4-2)

Dec. 7, 1974	H	W	89-78
Dec. 6, 1975	A	L	64-73
Dec. 7, 1990	N	L	92-94
Dec. 20, 1992	N	W	70-69
Dec. 15, 2001	N	W	73-52
Dec. 17, 2016	N	W	87-46

## Chicago State (1-0)

Feb. 29, 1972	H	W	120-69
---------------	---	---	--------

## Cincinnati (1-0)

Dec. 9, 2017	N	W	66-60
--------------	---	---	-------

## The Citadel (1-0)

Jan. 28, 1963	H	W	83-75
---------------	---	---	-------

## Clemson (9-10)

Feb. 16, 1927	A	L	17-33
Feb. 8, 1928	A	L	29-32
Feb. 9, 1928	A	L	25-26
Jan. 11, 1929	H	L	23-36
Jan. 12, 1929	H	L	21-31
Feb. 12, 1930	A	L	28-33
Feb. 13, 1930	A	L	20-47
Feb. 5, 1932	H	W	36-25
Feb. 6, 1932	H	W	36-33
Jan. 13, 1933	A	W	34-28
Jan. 14, 1933	A	W	37-33
Feb. 9, 1934	A	W	36-31
Feb. 10, 1934	A	L	26-31
Jan. 4, 1937	H	W	52-36
Jan. 5, 1937	H	L	30-31
Dec. 27, 1951	N	W	73-62
Dec. 28, 1956	N	W	105-71
Dec. 30, 1957	N	W	76-64
Dec. 9, 2017	N	L	69-71

## Coastal Carolina (3-0)

Nov. 29, 1997	H	W	62-44
Nov. 30, 1998	H	W	110-68
Nov. 24, 2002	H	W	88-45

## Colorado State (0-1)

March 17, 1989	N	L	46-68
----------------	---	---	-------

## Columbia University (1-0)

Dec. 28, 1971	N	W	87-47
---------------	---	---	-------

## Connecticut (1-3)

March 25, 1994	N	W	69-60 OT
Dec. 2, 2013	A	L	64-65
April 5, 2014	N	L	53-63
Jan. 3, 2015	H	L	59-63

## Creighton (1-2)

Nov. 29, 1996	N	L	73-74
March 15, 2002	N	L	82-83 2OT
March 21, 2008	H	W	82-54

## Davidson (0-2)

Feb. 10, 1921	A	L	26-45
1923-24	A	L	22-24

## Dayton (1-0)

March 29, 2014	N	W	62-52
----------------	---	---	-------

## Delaware (0-1)

Dec. 1, 1996	N	L	78-88
--------------	---	---	-------

## DePaul (2-1)

Dec. 29, 1965	N	W	72-64
Jan. 26, 2000	N	L	69-71
Dec. 2, 2000	H	W	83-76

## Duke (4-14)

*Feb. 8, 1921	A	L	21-49
*Feb. 20, 1922	H	W	33-26 OT
Feb. 26, 1932	SC	L	22-33
Dec. 18, 1934	H	L	27-55
Dec. 19, 1934	H	W	40-21
Feb. 14, 1936	A	L	31-42
Dec. 16, 1937	H	L	25-33
Dec. 17, 1937	H	L	33-37

Dec. 17, 1946	A	L	37-44
Dec. 21, 1960	A	L	64-83
Dec. 1, 1961	A	L	58-80
Dec. 27, 1973	N	W	77-60
Dec. 29, 1987	N	L	70-93
April 2, 1994	N	L	65-70
Dec. 9, 1998	A	L	86-116
March 24, 2000	N	W	87-78
Dec. 6, 2016	N	L	74-84
Nov. 26, 2017	N	L	84-87

\*Formerly known as Trinity

## Duquesne (2-0)

Dec. 7, 1996	A	W	95-85
Dec. 3, 1997	H	W	99-66

## East Tennessee State (5-0)

Dec. 2, 1969	N	W	68-49
Dec. 2, 1975	H	W	74-61
Dec. 4, 1976	A	W	62-59
Dec. 30, 1980	H	W	72-52
March 16, 2017	N	W	80-65

## Eastern Illinois (1-0)

Nov. 21, 2002	H	W	99-65
---------------	---	---	-------

## Eastern Kentucky (2-0)

Dec. 27, 2003	H	W	109-63
Dec. 22, 2004	H	W	98-49

## Evansville (1-1)

Dec. 30, 1955	N	L	69-85
Dec. 30, 1993	N	W	66-63

## Fairfield (1-0)

Dec. 15, 1978	N	W	109-99 3OT
---------------	---	---	------------

## Florida A&M (11-0)

Nov. 23, 1991	H	W	76-66
Dec. 4, 1999	H	W	96-44
Dec. 10, 2000	H	W	125-50
Dec. 30, 2002	H	W	91-58
Dec. 2, 2003	H	W	102-78
Nov. 30, 2004	H	W	88-51
Dec. 30, 2005	H	W	84-47
Dec. 17, 2006	N	W	72-57
Dec. 5, 2007	H	W	91-52
Dec. 2, 2008	H	W	73-58
Dec. 1, 2009	H	W	80-59

## Florida Atlantic (3-0)

Nov. 27, 2000	H	W	100-42
Nov. 23, 2004	H	W	90-45
Nov. 23, 2010	H	W	79-66

## Florida Gulf Coast (4-0)

Dec. 10, 2008	H	W	94-60
March 29, 2014	N	W	62-50
Nov. 27, 2015	H	W	70-50
Nov. 11, 2016	N	W	80-59

## Florida International (2-0)

Dec. 21, 1991	A	W</
---------------	---	-----

# ALL-TIME SERIES SCORES

Feb. 22, 1961	H	W	75-74
Dec. 7, 1961	H	L	71-85
Jan. 22, 1962	A	L	56-79
Dec. 6, 1962	A	W	80-59
Jan. 23, 1963	H	W	90-86
Dec. 3, 1963	A	W	78-55
Jan. 18, 1964	H	W	52-50
Dec. 9, 1964	A	L	50-51
Feb. 23, 1965	H	W	77-65
Dec. 8, 1965	H	W	75-62
Jan. 18, 1966	A	W	74-65
Dec. 7, 1966	H	W	50-30
Feb. 22, 1967	A	W	90-75
Dec. 7, 1967	A	W	95-87
Feb. 21, 1968	H	W	89-62
Dec. 30, 1969	GB	L	63-88
Dec. 9, 1978	H	L	61-68
Dec. 8, 1979	N	L	70-87
Dec. 13, 1980	A	W	81-74 2OT
Jan. 26, 1981	H	L	71-82
Dec. 12, 1981	N	W	81-65
Jan. 11, 1982	A	L	67-82
Dec. 19, 1982	A	W	84-63
Dec. 2, 1983	H	L	60-67
Dec. 23, 1983	A	L	64-87
Nov. 30, 1984	A	W	68-65
Feb. 4, 1985	H	W	86-79
Nov. 29, 1985	H	W	85-66
Nov. 28, 1986	A	L	76-80
Dec. 12, 1987	H	W	71-48
Dec. 3, 1988	A	L	86-104
Dec. 1, 1989	H	W	82-69
Nov. 30, 1990	A	W	85-68
Jan. 27, 1992	H	L	67-68
Jan. 2, 1993	A	W	89-86
Dec. 18, 1993	N	L	59-69
Feb. 21, 1994	H	W	72-61
Dec. 17, 1994	N	W	71-65 2OT
Feb. 20, 1995	A	W	75-62
Dec. 16, 1995	N	L	52-74
Dec. 21, 1996	N	L	65-79
Dec. 14, 1997	N	L	81-83
Nov. 20, 1998	A	W	82-66
Nov. 19, 1999	H	W	96-61
Nov. 17, 2000	A	W	85-70
Nov. 16, 2001	H	W	68-47
Dec. 6, 2002	A	W	58-57
Jan. 3, 2004	H	W	87-73
Jan. 2, 2005	A	L	69-82
Nov. 25, 2005	H	W	74-66
Dec. 3, 2006	A	L	66-70
Nov. 23, 2007	H	L	51-65
Dec. 7, 2008	A	L	55-57
Nov. 24, 2009	H	W	68-52
Nov. 28, 2010	A	W	55-51
Dec. 22, 2011	H	W	82-64
Dec. 5, 2012	A	W	72-47
Nov. 29, 2013	H	W	67-66
Dec. 30, 2014	A	L	63-65
Dec. 29, 2015	H	L	71-73
Dec. 11, 2016	A	L	78-83
Dec. 4, 2017	H	L	66-83

## Fordham (1-2)

Dec. 23, 1970	H	L	65-72
Dec. 9, 1972	A	L	69-78
Dec. 29, 1988	N	W	59-52

## Fresno State (1-0)

Dec. 21, 2013	N	W	66-49
---------------	---	---	-------

## Furman (3-4)

Feb. 12, 1921	A	W	37-25
Feb. 19, 1927	A	L	21-56
Feb. 10, 1928	A	L	21-44

Feb. 9, 1931	A	L	21-51
Jan. 18, 1969	H	W	110-65
Dec. 17, 1974	A	L	65-86
Nov. 29, 1975	H	W	87-69

## Gardner-Webb (1-0)

Nov. 13, 2017	H	W	116-74
---------------	---	---	--------

## George Mason (1-0)

April 1, 2006	N	W	73-58
---------------	---	---	-------

## Georgetown (2-3)

Feb. 10, 1990	A	L	40-56
March 11, 1998	H	L	69-71
Nov. 24, 1999	N	W	72-62
March 24, 2006	N	W	57-53
Nov. 26, 2014	N	L	65-66

## George Washington (2-2)

Dec. 30, 1939	A	L	36-49
Dec. 22, 1977	N	W	70-63
Dec. 2, 1995	N	W	75-66
March 23, 2016	A	L	77-82

## Georgia (113-100)

1923-24	A	L	24-45
Feb. 10, 1926	A	L	27-55
1926-27	A	W	33-32
Jan. 6, 1928	H	L	35-37
Jan. 7, 1928	H	L	30-40
Jan. 4, 1929	A	L	32-48
Jan. 5, 1929	A	L	26-45
Jan. 11, 1930	H	L	34-35 OT
Jan. 9, 1931	H	L	29-32
Jan. 10, 1931	H	L	29-49
Feb. 6, 1931	A	L	23-38
Feb. 7, 1931	A	L	32-33
Feb. 12, 1932	H	L	33-38
Feb. 13, 1932	H	W	47-27
Feb. 18, 1932	A	L	20-36
Feb. 19, 1932	A	L	20-39
Jan. 11, 1933	A	L	34-37
Jan. 12, 1933	A	W	33-32
Jan. 20, 1933	H	W	25-22
Jan. 21, 1933	H	W	40-39
Jan. 10, 1934	A	W	46-20
Jan. 11, 1934	A	L	24-32
Feb. 2, 1934	H	W	37-35
Feb. 3, 1934	H	W	47-27
Jan. 10, 1935	A	W	29-27
Jan. 11, 1935	A	L	30-34
Feb. 15, 1935	H	W	29-25
Feb. 16, 1935	H	W	47-45
Jan. 17, 1936	H	L	28-37
Jan. 18, 1936	H	L	32-43
Feb. 7, 1936	A	L	32-40
Feb. 8, 1936	A	L	22-27
Jan. 15, 1937	H	L	30-31
Jan. 16, 1937	H	W	36-18
Feb. 5, 1937	A	L	19-36
Feb. 6, 1937	A	L	27-28
Jan. 14, 1938	H	L	31-34
Jan. 15, 1938	H	W	38-32
Feb. 4, 1938	A	W	41-35
Feb. 5, 1938	A	L	27-28
Jan. 13, 1939	H	W	26-15
Jan. 14, 1939	H	L	18-35
Feb. 14, 1939	A	L	32-42
Feb. 15, 1939	A	L	18-43
Jan. 12, 1940	H	W	45-36
Jan. 13, 1940	H	W	36-25
Feb. 12, 1940	A	L	37-46
Feb. 13, 1940	A	L	35-54
Jan. 10, 1941	H	W	39-34
Jan. 11, 1941	H	W	44-42

Feb. 10, 1941	A	L	40-46
Feb. 11, 1941	H	W	46-44
Jan. 9, 1942	H	L	33-42
Jan. 10, 1942	H	W	29-28
Feb. 9, 1942	A	L	26-27
Feb. 10, 1942	A	L	27-39
Jan. 13, 1945	H	W	46-28
Feb. 17, 1945	A	W	52-36
Feb. 2, 1946	A	W	67-56
Feb. 18, 1946	H	L	41-44
Jan. 11, 1947	H	W	50-47
Feb. 14, 1947	A	L	43-59
Jan. 23, 1948	H	L	52-55
Jan. 24, 1948	H	W	46-38
Feb. 14, 1948	A	L	44-56
Jan. 21, 1949	H	L	48-59
Feb. 11, 1949	A	L	39-49
Feb. 12, 1949	A	W	55-49
Jan. 20, 1950	H	W	54-49
Jan. 21, 1950	H	L	48-57
Feb. 11, 1950	A	L	52-77
Jan. 12, 1951	A	L	48-64
Feb. 10, 1951	H	L	58-75
Dec. 28, 1951	GB	W	62-47
Jan. 16, 1952	A	W	74-55
Feb. 12, 1952	H	W	74-60
Feb. 16, 1953	A	L	58-61
March 2, 1953	H	W	79-73
Dec. 29, 1953	N	L	72-84
Jan. 2, 1954	H	W	76-64
March 6, 1954	A	W	80-76
Jan. 3, 1955	H	W	81-68
March 4, 1955	A	L	61-69
Jan. 30, 1956	A	L	73-93
March 3, 1956	H	W	82-69
Dec. 31, 1956	H	L	62-69
March 2, 1957	A	W	85-65
Dec. 7, 1957	A	L	60-66
Dec. 31, 1957	GB	W	76-63
March 1, 1958	H	W	90-73
Dec. 3, 1958	H	L	63-66
Dec. 30, 1958	GB	W	98-60
Feb. 28, 1959	A	L	67-85
Dec. 12, 1959	A	L	61-75
Feb. 27, 1960	H	L	73-75
Dec. 30, 1960	GB	W	73-58
Jan. 28, 1961	N	W	90-68
March 4, 1961	A	W	78-74
Dec. 19, 1961	N	L	72-78 OT
March 3, 1962	H	W	105-78
Jan. 19, 1963	H	W	90-58
March 2, 1963	A	L	77-79
Jan. 18, 1964	H	L	57-59
Feb. 29, 1964	A	W	69-64
Feb. 20, 1965	A	W	83-74
March 5, 1965	H	W	90-66
Jan. 22, 1966	A	W	65-52
March 4, 1966	H	W	59-49
Dec. 28, 1966	GB	W	78-64
Jan. 23, 1967	A	W	63-61
March 4, 1967	H	W	96-63
Jan. 22, 1968	H	W	90-63
March 2, 1968	A	L	83-97
Dec. 27, 1968	GB	W	82-77
Feb. 1, 1969	A	W	73-69
March 1, 1969	H	W	96-78
Jan. 31, 1970	H	L	64-68
Feb. 28, 1970	A	L	69-85
Jan. 30, 1971	A	W	88-79
Feb. 27, 1971	H	L	61-62
Feb. 5, 1972	H	L	63-74
March 4, 1972	A	L	72-75
Feb. 3, 1973	A	L	78-81
March 3, 1973	H	W	77-72
Jan. 12, 1974	H	L	71-75
Feb. 11, 1974	A	W	87-74

Jan. 11, 1975	A	W	83-69
Feb. 10, 1975	H	W	66-65
Jan. 19, 1976	A	L	79-87
Feb. 16, 1976	H	W	98-84
Jan. 8, 1977	A	W	101-76
Feb. 5, 1977	H	W	84-71
Jan. 4, 1978	A	L	54-57
March 6, 1978	H	W	86-68
Feb. 7, 1979	A	L	64-76
Feb. 24, 1979	H	L	62-63 OT
Jan. 2, 1980	H	W	67-62
Jan. 30, 1980	A	L	48-76
Jan. 7, 1981	H	L	64-87
Feb. 4, 1981	A	L	74-90
Jan. 6, 1982	H	L	67-73
Feb. 3, 1982	A	L	73-87
Jan. 25, 1983	H	L	79-83
Feb. 21, 1983	A	L	65-80
Jan. 24, 1984	A	W	77-69
Feb. 20, 1984	H	W	70-64
Jan. 16, 1985	H	L	60-71
Feb. 16, 1985	A	L	56-80
Jan. 15, 1986	A	L	69-89
Feb. 15, 1986	H	W	71-70
Jan. 3, 1987	A	W	87-80
Feb. 4, 1987	H	W	66-52
Jan. 9, 1988	H	W	87-70
Feb. 10, 1988	A	L	65-71
March 12, 1988	SEC	L	70-72
Jan. 7, 1989	A	W	80-66
Feb. 8, 1989	H	W	65-60
March 10, 1989	SEC	W	62-61
Jan. 6, 1990	H	W	97-69
Feb. 6, 1990	A	L	65-70
Jan. 12, 1991	A	L	54-79
Feb. 12, 1991	H	W	90-75
Jan. 15, 1992	A	L	63-71
Feb. 29, 1992	H	L	60-69
Jan. 13, 1993	A	W	81-77 OT
Feb. 9, 1993	H	W	82-79
Jan. 26, 1994	A	W	100-78
Feb. 16, 1994	H	W	91-79
Feb. 7, 1995	A	W	82-66
Feb. 22, 1995	H	L	85-101
Jan. 17, 1996	A	L	46-71
Feb. 28, 1996	H	L	70-86
Jan. 22, 1997	A	L	70-77 OT
Feb. 26, 1997	H	L	76-88
Jan. 10, 1998	H	W	82-77
Feb. 7, 1998	A	L	77-87
Jan. 10, 1999	H	W	72-62
Feb. 13, 1999	A	W	75-64
Feb. 5, 2000	H	W	85-66
Feb. 23, 2000	A	W	90-68
Jan. 17, 2000	H	L	72-75
Feb. 3, 2001	A	W	82-71
Jan. 19, 2002*	H	L	79-84
Feb. 12, 2002	A	W	85-70
Jan. 11, 2003	H	W	66-63
March 4, 2003*	A	L	81-82
Feb. 17, 2004	A	L	62-76
March 3, 2004	H	W	63-55
Jan. 25, 2005	H	W	70-47
March 2, 2005	A	W	50-38
Jan. 7, 2006	A	W	90-72
March 1, 2006	H	W	77-66
Jan. 6, 2007	H	W	



# ALL-TIME SERIES SCORES

Feb. 24, 2011	H	W	71-62
Jan. 10, 2012	H	W	70-48
Feb. 25, 2012	A	L	62-76
Jan. 9, 2013	H	W	77-44
Jan. 23, 2013	A	W	64-47
Jan. 14, 2014	H	W	72-50
Jan. 17, 2015	A	L	61-73
Jan. 2, 2016	H	W	77-63
Feb. 16, 2016	A	W	57-53
Jan. 14, 2017	H	W	80-76 OT
Feb. 7, 2017	A	W	72-60
Jan. 30, 2018	A	L	60-72
Feb. 14, 2018	H	L	69-72 OT

\*Games vacated by Georgia

## Georgia Southern (6-2)

*Feb. 4, 1937	A	L	35-39
*Dec. 30, 1952	N	W	73-61
*Dec. 28, 1953	N	L	86-99
Nov. 16, 1998	H	W	76-62
Dec. 19, 2004	H	W	100-68
Dec. 15, 2007	N	W	52-49
Dec. 22, 2008	H	W	88-81
Nov. 18, 2009	H	W	69-49

\*Formerly known as Georgia State Teachers

## Georgia Tech (20-26)

Feb. 3, 1923	A	L	20-52
Jan. 7, 1929	A	L	19-36
Jan. 8, 1929	A	L	26-33
Jan. 13, 1931	H	W	39-31
Jan. 20, 1931	A	L	23-32
Feb. 27, 1931	SC	W	53-48
Jan. 9, 1932	A	L	32-41
Feb. 20, 1932	A	L	23-38
Jan. 4, 1936	N	W	36-25
Feb. 17, 1936	A	L	22-39
Jan. 13, 1937	H	L	25-35
Feb. 15, 1937	A	L	37-43
Feb. 17, 1938	A	L	40-54
Feb. 4, 1939	H	W	33-29
Jan. 15, 1940	A	W	45-40
Feb. 1, 1946	A	L	53-64
Feb. 23, 1946	H	L	50-58
Feb. 13, 1948	H	L	42-65
Feb. 28, 1948	A	L	55-63
Feb. 10, 1949	A	L	49-57
Feb. 26, 1949	H	L	56-66
Feb. 10, 1950	A	L	38-69
Feb. 25, 1950	H	W	59-41
Jan. 13, 1951	A	W	56-54
Feb. 16, 1952	H	W	81-73
Dec. 29, 1952	N	W	68-60
Feb. 14, 1953	A	W	76-65
Dec. 30, 1953	N	W	63-59
March 1, 1954	H	W	77-59
Feb. 28, 1955	A	L	68-88
Feb. 27, 1956	H	W	66-48
Feb. 25, 1957	A	L	57-64
Feb. 24, 1958	H	L	61-62
Feb. 23, 1959	A	L	72-76
Feb. 22, 1960	H	L	55-69 OT
Feb. 27, 1961	A	L	50-52
Feb. 26, 1962	H	W	82-75 OT
Dec. 28, 1962	N	L	61-63
Feb. 25, 1963	A	L	69-89
Feb. 24, 1964	H	W	92-73
Dec. 28, 1970	N	L	58-69
Dec. 16, 1972	H	W	78-69
Feb. 5, 1973	A	W	87-85 OT
Jan. 2, 1974	A	W	70-68
Jan. 2, 1975	H	W	90-69
Nov. 23, 1987	H	W	80-69

## Gonzaga (2-2)

March 18, 1999	N	L	72-73
Dec. 16, 2000	N	W	85-71
Nov. 25, 2016	N	L	72-77
Nov. 24, 2017	N	W	111-105 2OT

## Harvard (1-0)

Dec. 23, 1969	H	W	95-75
---------------	---	---	-------

## Hawaii (1-0)

Dec. 29, 1986	A	W	115-83
---------------	---	---	--------

## High Point (3-0)

Dec. 19, 1999	H	W	109-60
Dec. 18, 2001	H	W	103-49
Jan. 2, 2008	H	W	88-70

## Hofstra (1-1)

Dec. 13, 1977	H	W	97-95
Dec. 19, 1978	A	L	67-68

## Holy Cross (1-0)

Dec. 30, 1976	N	W	101-85
---------------	---	---	--------

## Houston (0-2)

Dec. 7, 1970	H	L	60-61
Dec. 8, 1973	A	L	73-97

## Howard (1-0)

Nov. 26, 1991	H	W	74-60
---------------	---	---	-------

## Illinois (1-4)

Dec. 29, 1971	N	L	75-76
Nov. 28, 1982	N	L	55-68
Dec. 6, 1988	A	L	67-97
Dec. 5, 1989	H	L	69-74
March 19, 2000	N	W	93-76

## Incarnate Word (1-0)

Dec. 22, 2017	H	W	75-60
---------------	---	---	-------

## Indiana (0-3)

Dec. 27, 1974	N	L	84-98
Dec. 28, 1977	N	L	60-73
Dec. 30, 1984	N	L	63-80

## Iona (0-1)

Dec. 20, 1985	N	L	70-71
---------------	---	---	-------

## Iowa State (2-1)

Dec. 26, 1979	N	W	63-59
Nov. 27, 1987	N	W	96-89
March 17, 1995	N	L	61-64

## Jackson State (2-0)

March 16, 2007	N	W	112-69
Nov. 11, 2011	H	W	99-59

## Jacksonville (32-5)

Dec. 28, 1960	GB	W	82-68
Dec. 3, 1962	H	W	82-81 2OT
Dec. 1, 1965	H	W	80-59
Dec. 1, 1966	A	W	93-59
Dec. 1, 1967	H	W	109-73
Dec. 6, 1968	A	L	64-67
Dec. 26, 1973	GB	W	64-62
Dec. 26, 1975	GB	W	65-64
Dec. 29, 1976	GB	W	99-87
Dec. 27, 1978	GB	L	59-60
Dec. 27, 1979	GB	L	55-61
Feb. 18, 1980	H	W	60-55
Dec. 26, 1980	GB	W	65-59

Dec. 5, 1981	FF	W	84-73
Dec. 10, 1982	FF	W	104-78
Dec. 29, 1982	A	W	56-47
Dec. 10, 1983	A	W	52-51
Dec. 8, 1984	H	W	83-70
Nov. 21, 1987	H	W	82-52
Dec. 2, 1991	A	W	80-77
Dec. 8, 1992	H	W	82-75 OT
Dec. 8, 1993	A	W	68-67
Dec. 21, 1994	H	L	67-68
Feb. 3, 1997	H	W	102-82
Jan. 19, 1998	A	W	75-69
Dec. 12, 1998	H	W	79-72
Nov. 19, 2004	N	W	81-59
Dec. 18, 2005	H	W	101-58
Nov. 16, 2006	H	W	90-61
Dec. 3, 2007	H	W	88-72
March 18, 2009	H	W	84-62
Dec. 4, 2009	A	W	85-67
Dec. 20, 2010	H	L	68-71 OT
Nov. 25, 2011	H	W	107-62
Nov. 25, 2013	A	W	86-60
Dec. 14, 2014	H	W	79-34
Dec. 22, 2015	H	W	89-65

## James Madison (3-1)

Dec. 9, 1989	N	W	85-77
Dec. 5, 1990	A	L	66-93
March 17, 1994	N	W	64-62
Dec. 20, 2017	H	W	72-63

## Kansas (2-4)

Dec. 7, 1994	A	L	63-69
Jan. 11, 1996	H	L	54-69
Nov. 29, 2002	N	W	83-73
Nov. 25, 2006	N	L	80-82
Dec. 10, 2013	H	W	67-61
Dec. 5, 2014	A	L	65-71

## Kansas State (1-1)

Dec. 18, 2010	N	W	57-44
Dec. 22, 2012	A	L	61-67

## Kent State (1-0)

Dec. 9, 2010	H	W	65-52
--------------	---	---	-------

## Kentucky (40-100)

Jan. 3, 1927	A	L	36-44
Feb. 29, 1931	SC	L	36-56
Feb. 25, 1933	SEC	L	24-48
Feb. 24, 1934	SEC	W	38-32
Feb. 26, 1942	SEC	L	36-42
March 1, 1945	SEC	L	35-37
Feb. 28, 1946	SEC	L	32-69
March 4, 1948	SEC	L	31-87
March 3, 1949	SEC	L	36-73
Dec. 14, 1950	A	L	37-85
Jan. 12, 1952	H	L	52-99
Feb. 8, 1954	H	L	55-97
Feb. 3, 1955	A	L	63-87
Feb. 6, 1956	H	L	70-81
Feb. 2, 1957	A	L	61-88
Jan. 31, 1958	H	L	56-78
Jan. 31, 1959	A	L	51-94
Jan. 29, 1960	H	L	62-75
Feb. 4, 1961	A	L	68-69
Feb. 2, 1962	H	L	69-81
Feb. 2, 1963	A	L	71-94
Feb. 1, 1964	H	L	72-77
Jan. 23, 1965	H	W	84-68
Jan. 30, 1965	A	L	61-78
Jan. 8, 1966	H	L	64-78
Feb. 7, 1966	A	L	75-85
Dec. 17, 1966	A	W	78-75
Jan. 14, 1967	H	W	89-72

Dec. 4, 1967	A	L	76-99
Jan. 13, 1968	H	W	96-78
Jan. 11, 1969	A	L	67-88
Feb. 15, 1969	H	W	82-81
Jan. 10, 1970	H	L	69-88
Feb. 14, 1970	A	L	66-110
Jan. 9, 1971	A	L	75-101
Feb. 13, 1971	H	W	74-65
Jan. 15, 1972	H	W	72-70
Feb. 19, 1972	A	L	68-95
Jan. 13, 1973	A	L	65-95
Feb. 17, 1973	H	L	83-94
Jan. 26, 1974	H	L	82-91
Feb. 25, 1974	A	W	75-65
Jan. 25, 1975	A	L	65-86
Feb. 24, 1975	H	W	66-58
Jan. 24, 1976	H	L	82-89
Feb. 21, 1976	A	L	89-96
Jan. 17, 1977	H	L	71-73
Feb. 14, 1977	A	L	78-104
Jan. 7, 1978	H	L	67-86
Feb. 4, 1978	A	L	61-88
Jan. 3, 1979	H	W	76-65
Jan. 27, 1979	A	L	81-87
Jan. 17, 1980	H	L	63-76
Feb. 13, 1980	A	L	70-95
Jan. 21, 1981	H	L	56-69
Feb. 18, 1981	A	L	48-102
Jan. 20, 1982	H	L	76-91
Feb. 17, 1982	A	L	78-84
Jan. 17, 1983	A	L	63-70
Feb. 14, 1983	H	L	61-73
Jan. 17, 1984	H	W	69-57
Feb. 13, 1984	A	L	65-67
Jan. 19, 1985	A	W	67-55
Feb. 20, 1985	H	L	68-76
March 7, 1985	SEC	W	58-55
Jan. 18, 1986	H	L	55-72
Feb. 19, 1986	A	L	69-80
Jan. 14, 1987	A	L	62-67
Feb. 14, 1987	H	W	74-56
Jan. 20, 1988	A	W	58-56
Feb. 20, 1988	H	W	83-76
Jan. 10, 1989	H	L	56-69
Feb. 12, 1989	A	W	59-53
Jan. 10, 1990	A	L	81-89
Feb. 12, 1990	H	L	74-78
Jan. 23, 1991	A	L	65-81
Feb. 23, 1991	H	L	74-90
Jan. 11, 1992	A	L	60-81
March 4, 1992	H	W	79-62
Jan. 30, 1993	A	L	48-71
March 7, 1993	H	L	77-85
Jan. 18, 1994	H	W	59-57
March 2, 1994	A	L	77-80
March 13, 1994	SEC	L	60-73
Jan. 10, 1995	H	L	67-83
Feb. 18, 1995	A	L	77-87
March 11, 1995	SEC	L	72-86
Feb. 3, 1996	A	L	63-77
Feb. 24, 1996	H	L	63-94
March 8, 1996	SEC	L	76-100
Jan. 29, 1997	H	L	65-92
Feb. 15, 1997	A	L	56-85
Feb. 1, 1998	A	W	86-78
Feb. 18, 1998	H	L	54-79
Jan. 2, 1999	A	L	58-93
Feb. 4, 1999	H	W	75-68
Feb. 8, 2000	H	W	90-73
March 4, 2000	A	L	70-85
Feb. 6, 2001	A	L	70-71
March 4, 2001	H	W	94-86
Jan. 29, 2002	H	L	68-70

# ALL-TIME SERIES SCORES

Feb. 3, 2004	H	L	65-68
March 7, 2004	A	L	62-82
March 14, 2004	SEC	L	73-89
Feb. 8, 2005	A	L	66-69
March 6, 2005	H	W	53-52
March 13, 2005	SEC	W	70-53
Feb. 4, 2006	H	W	95-80
March 5, 2006	A	W	79-64
Feb. 10, 2007	A	W	64-61
March 4, 2007	H	W	85-72
Jan. 19, 2007	H	W	81-70 OT
March 9, 2008	A	L	70-75
Feb. 10, 2009	A	L	65-68
March 7, 2009	H	W	60-53
Jan. 12, 2010	H	L	77-89
March 7, 2010	A	L	66-74
Feb. 5, 2011	H	W	70-68
Feb. 26, 2011	A	L	68-76
March 13, 2011	SEC	L	54-70
Feb. 7, 2012	A	L	58-78
March 4, 2012	H	L	59-74
March 10, 2012	SEC	L	71-74
Feb. 12, 2013	H	W	69-52
March 9, 2013	A	L	57-61
Feb. 15, 2014	A	W	69-59
March 8, 2014	H	W	84-65
March 16, 2014	SEC	W	61-60
Feb. 7, 2015	H	L	61-68
March 7, 2015	A	L	50-67
March 13, 2015	SEC	L	49-64
Feb. 6, 2016	A	L	61-80
March 1, 2016	H	L	79-88
Feb. 4, 2017	H	W	88-66
Feb. 25, 2017	A	L	66-76
Jan. 20, 2018	A	W	66-64
March 3, 2018	H	W	80-67

## LaSalle (0-1)

Dec. 28, 1989	N	L	69-76
---------------	---	---	-------

## Liberty (1-0)

Jan. 2, 2007	H	W	89-58
--------------	---	---	-------

## Longwood (1-0)

Jan. 6, 2009	H	W	95-69
--------------	---	---	-------

## LIU Brooklyn (1-0)

Dec. 20, 1998	H	W	119-61
---------------	---	---	--------

## Louisiana-Lafayette (0-2)

Dec. 28, 1983	N	L	65-74
March 14, 1985	A	L	64-65

## Louisiana-Monroe (1-0)

Nov. 21, 2014	H	W	61-56 OT
---------------	---	---	----------

## LSU (46-63)

March 1, 1947	SEC	L	45-60
Jan. 5, 1948	A	W	38-36
Dec. 11, 1948	H	L	50-52
Dec. 17, 1949	A	L	49-73
March 2, 1950	SEC	L	57-66
Dec. 9, 1950	H	L	59-77
Feb. 23, 1952	A	L	57-65
March 1, 1952	SEC	L	69-77
Feb. 10, 1953	H	L	56-68
Jan. 11, 1954	A	L	59-91
Jan. 10, 1955	H	W	78-73
Jan. 9, 1956	A	L	90-91
Jan. 7, 1957	H	W	74-50
Jan. 6, 1958	A	W	81-57
Jan. 5, 1959	H	W	69-63
Jan. 2, 1960	A	W	73-63
Jan. 7, 1961	H	W	79-75

Jan. 6, 1962	A	L	57-74
Jan. 5, 1963	H	L	63-72
Jan. 6, 1964	A	L	65-87
Jan. 4, 1965	H	W	102-62
Feb. 28, 1966	A	L	73-86
Jan. 7, 1967	A	W	87-70
Feb. 11, 1967	H	W	95-71
Jan. 6, 1968	H	W	97-90
Feb. 10, 1968	A	L	92-93
Dec. 18, 1968	A	L	89-93 OT
Feb. 12, 1969	H	W	95-79
Feb. 4, 1970	H	L	75-97
Feb. 11, 1970	A	L	85-94
Dec. 18, 1970	A	L	77-87
Feb. 10, 1971	H	L	74-86
Dec. 22, 1971	H	W	92-81
Jan. 24, 1972	A	L	84-73
Dec. 22, 1972	A	L	54-67
Jan. 22, 1973	H	W	73-70
Jan. 7, 1974	H	W	72-68
Feb. 9, 1974	A	L	81-102
Jan. 6, 1975	A	L	91-92
Feb. 8, 1975	H	W	92-76
Jan. 5, 1976	A	L	79-85
March 8, 1976	H	W	94-81
Jan. 31, 1977	A	W	83-68
Feb. 28, 1977	H	L	74-79
Jan. 21, 1978	A	W	74-70
Feb. 18, 1978	H	W	73-72
Jan. 13, 1979	A	L	72-80
Feb. 10, 1979	H	L	82-88
Dec. 1, 1979	H	L	58-66
Jan. 26, 1980	A	L	81-112
Feb. 28, 1980	SEC	L	82-95
Jan. 3, 1981	H	L	66-92
Jan. 31, 1981	A	L	75-92
March 5, 1981	SEC	L	73-85
Jan. 2, 1982	A	L	60-61
Jan. 30, 1982	H	L	59-61
Feb. 1, 1983	A	L	69-78
Feb. 28, 1983	H	L	87-91 2OT
Feb. 1, 1984	H	W	78-60
Feb. 27, 1984	A	L	73-77
Jan. 23, 1985	A	L	68-86
Feb. 23, 1985	H	L	69-61
Jan. 22, 1986	H	W	74-65
Feb. 22, 1986	A	L	69-80
March 6, 1986	SEC	L	66-72
Dec. 16, 1986	H	W	96-75
Jan. 21, 1987	A	W	75-51
March 6, 1987	SEC	L	66-72
Jan. 27, 1988	H	W	61-50
March 6, 1988	A	L	69-86
Dec. 10, 1988	H	L	101-111
March 1, 1989	A	W	104-95
Jan. 27, 1990	A	L	52-70
Feb. 27, 1990	H	W	76-63
Jan. 26, 1991	A	L	66-76
Feb. 27, 1991	H	L	66-79
Feb. 5, 1992	H	L	50-70
Jan. 16, 1993	A	L	81-85
Jan. 5, 1994	H	W	74-73
Jan. 3, 1995	A	L	66-70
Jan. 27, 1996	H	W	73-70
Jan. 8, 1997	A	L	82-88 OT
Jan. 17, 1998	H	L	63-66
Jan. 20, 1999	A	W	77-58
March 4, 1999	SEC	W	97-75
Jan. 12, 2000	H	W	82-57
Feb. 13, 2001	A	W	81-74 OT
Jan. 16, 2002	H	W	102-70
Jan. 28, 2003	A	W	70-53
March 14, 2003	SEC	L	61-65
Feb. 14, 2004	H	L	70-73
Feb. 19, 2005	A	L	73-77
Feb. 11, 2006	H	W	71-62

March 11, 2006	SEC	W	81-65
Feb. 24, 2007	A	L	56-66
Feb. 13, 2008	H	L	73-85
Feb. 24, 2009	A	L	75-81
Jan. 16, 2010	H	W	72-58
Feb. 20, 2011	A	W	68-61
Jan. 21, 2012	H	W	76-64
Jan. 12, 2013	A	W	74-52
March 15, 2013	SEC	W	80-58
March 1, 2014	H	W	79-61
Jan. 20, 2015	H	L	61-79
Feb. 21, 2015	A	L	63-70
Jan. 9, 2016	H	W	68-62
Feb. 27, 2016	A	L	91-96
Feb. 25, 2017	A	W	106-71
Feb. 7, 2018	H	W	73-64

## Louisiana Tech (2-1)

March 26, 1986	N	L	62-67
Dec. 29, 1995	N	W	71-56
Nov. 19, 2002	H	W	76-55

## Louisville (1-8)

Dec. 20, 1969	H	L	87-94
Dec. 5, 1970	A	L	87-105
Dec. 1, 1971	H	W	70-69
Dec. 20, 1972	A	L	57-69
Nov. 26, 1982	N	L	63-80
Dec. 29, 1993	N	L	68-83
Dec. 13, 2003	A	L	65-73
Dec. 11, 2004	H	L	70-74
March 24, 2012	N	L	68-72

## Loyola Chicago (0-1)

Dec. 6, 2017	H	L	59-65
--------------	---	---	-------

## Manhattan (2-1)

Dec. 26, 1963	N	W	100-75
Dec. 2, 1977	N	W	93-81
March 18, 2004	N	L	60-75

## Marquette (2-2)

Dec. 8, 1976	H	L	61-64
Dec. 10, 1977	A	L	67-81
March 22, 2012	N	W	68-58
Nov. 29, 2012	H	W	82-49

## Maryland (2-1)

Feb. 27, 1932	SC	W	39-24
Dec. 14, 2002	A	W	69-64
Dec. 10, 2003	H	L	68-69 OT

## Massachusetts (1-2)

Dec. 26, 1978	GB	W	89-65
Dec. 3, 1995	N	L	58-80
April 1, 2008	N	L	66-78

## McNeese State (1-0)

Dec. 22, 1997	H	W	95-53
---------------	---	---	-------

## Memphis (2-0)

Dec. 18, 1976	N	W	84-83
Dec. 17, 2013	N	W	77-75

## Mercer (6-7)

1919-20	A	L	21-30
Jan. 28, 1922	A	L	26-27
1923-24	A	L	19-31
1924-25	A	L	16-34
Feb. 8, 1926	A	L	21-26
Feb. 14, 1927	A	L	17-40
Jan. 6, 1934	H	W	38-24
Jan. 12, 1934	A	W	45-39
Jan. 12, 1935	A	W	39-24

Feb. 8, 1937	A	W	48-32
Nov. 27, 1976	H	W	105-63
Dec. 18, 1979	H	L	67-69
Nov. 13, 2016	N	W	76-54

## Miami (Fla.) (46-24)

Feb. 15, 1928	H	L	39-40
Feb. 8, 1940	H	W	36-23
Feb. 9, 1940	H	W	53-26
Feb. 21, 1941	A	W	48-35
Feb. 22, 1941	A	W	62-50
Feb. 5, 1942	H	W	47-31
Feb. 6, 1942	H	W	37-34
Dec. 20, 1946	A	L	33-36
Dec. 21, 1946	A	L	35-39
Jan. 3, 1947	H	W	42-28
Jan. 4, 1947	H	W	61-28
Dec. 19, 1947	H	L	50-67
Dec. 20, 1947	H	W	58-55
Feb. 20, 1948	A	W	72-50
Feb. 21, 1948	A	L	49-52
Jan. 14, 1949	A	L	65-75
Jan. 15, 1949	A	L	42-44
Feb. 22, 1949	H	W	90-56
Feb. 23, 1949	H	L	50-60
Dec. 10, 1949	A	W	60-53
Feb. 18, 1950	H	W	66-46
Feb. 2, 1951	A	W	78-71
Feb. 13, 1951	H	W	71-61
Dec. 17, 1951	H	W	69-65
Feb. 18, 1952	A	L	68-76
Dec. 15, 1952	A	L	73-75
Feb. 2, 1953	H	W	78-56
Dec. 12, 1953	A	L	75-85
Jan. 15, 1954	H	W	75-52
Dec. 16, 1955	A	W	70-61
Jan. 13, 1955	H	W	80-68
Dec. 19, 1955	A	W	74-69
Jan. 13, 1956	H	W	87-85
Dec. 15, 1956	A	W	89-65
Jan. 10, 1957	H	W	98-63
Dec. 21, 1957	A	W	73-64
Jan. 16, 1958	H	W	75-70
Dec. 17, 1958	A	L	82-92
Jan. 15, 1959	H	W	85-70
Dec. 19, 1959	A	L	77-79
Jan. 14, 1960	H	L	65-70 OT
Dec. 17, 1960	A	L	74-93
Jan. 11, 1961	H	W	81-73
Dec. 16, 1961	H	W	74-62
Jan. 11, 1962	A	L	61-66
Nov. 30, 1962	A	L	87-91 2OT
Jan. 10, 1963	H	L	77-86
Dec. 7, 1963	A	L	79-95
Jan. 9, 1964	H	W	114-91
Dec. 19, 1964	A	L	58-67
Jan. 21, 1965	H	W	86-69
Dec. 4, 1965	A	W	77-66
Jan. 12, 1966	H	W	111-76
Dec. 3, 1966	A	W	113-88
Feb. 8, 1967	H	W	73-57
Dec. 7, 1968	A	W	111-62
Dec. 17, 1985	A	W	81-64
Jan. 27, 1986	H	W	75-53
Feb. 21, 1987	H	W	99-60
Feb. 15, 1988	A	W	83-73
Dec. 19, 1988			

# ALL-TIME SERIES SCORES

## Miami (Ohio) (0-1)

Dec. 27, 1972	N	L	72-88
---------------	---	---	-------

## Michigan (1-1)

March 19, 1988	N	L*	85-108
Dec. 27, 1998	N	W	79-63
March 31, 2013	N	L	59-79

\*Vacated by NCAA

## Michigan State (3-4)

Dec. 30, 1987	N	W	83-59
April 3, 2000	N	L	76-89
Dec. 6, 2000	A	L	83-99
Dec. 5, 2001	H	W	74-70
March 23, 2003	N	L	46-68
Nov. 27, 2009	N	W	77-74
Dec. 12, 2015	A	L	52-58

## Middle Tennessee (2-0)

Nov. 18, 2012	N	W	66-45
Nov. 21, 2013	H	W	79-59

## Minnesota (1-1)

March 17, 1993	A	L	66-74
March 24, 2013	N	W	78-64

## Mississippi (65-46)

Dec. 18, 1940	A	W	35-26
Feb. 14, 1942	H	W	46-35
Dec. 16, 1942	A	L	32-35
Dec. 17, 1942	A	L	44-51
Feb. 19, 1949	A	W	63-61
Jan. 9, 1950	H	L	46-54
Jan. 8, 1951	H	W	69-58
Feb. 2, 1952	A	L	45-56
Feb. 28, 1953	H	L	61-64
Feb. 22, 1954	A	L	66-86
Feb. 21, 1955	H	W	78-72
Feb. 20, 1956	A	L	79-90
Feb. 18, 1957	H	W	92-81
Feb. 17, 1958	A	L	65-57
Dec. 29, 1958	GB	L	47-71
Feb. 16, 1959	H	W	102-97
Feb. 13, 1960	A	L	81-90
Feb. 20, 1961	H	W	81-77
Feb. 19, 1962	A	W	62-61
Feb. 18, 1963	H	L	63-72
Feb. 17, 1964	A	L	91-98
Jan. 16, 1965	A	W	60-39
Feb. 15, 1965	H	W	85-53
Jan. 15, 1966	H	W	79-49
Jan. 29, 1966	A	W	96-61
Dec. 31, 1966	H	W	79-63
Jan. 9, 1967	A	W	78-63
Jan. 3, 1968	A	W	70-68
Jan. 8, 1968	H	W	94-75
Jan. 27, 1969	H	W	88-66
Feb. 24, 1969	A	L	77-79
Jan. 26, 1970	A	L	77-79
Feb. 23, 1970	H	W	63-62
Jan. 25, 1971	H	W	106-85
Feb. 22, 1971	A	W	85-68
Jan. 31, 1972	A	L	72-86
Feb. 28, 1972	H	L	74-87
Jan. 29, 1973	H	W	65-59
Feb. 26, 1973	A	L	80-97
Jan. 21, 1974	A	L	73-83
Feb. 23, 1974	H	W	77-61
Jan. 20, 1975	H	W	85-80
Feb. 22, 1975	A	L	92-101
Jan. 3, 1976	A	W	70-58
March 6, 1976	H	L	83-94
Jan. 29, 1977	A	L	83-90
Feb. 26, 1977	H	W	84-78

Jan. 23, 1978	A	W	61-56
Feb. 20, 1978	H	W	80-63
Jan. 15, 1979	A	L	45-58
Feb. 12, 1979	H	L	65-67
Jan. 12, 1980	H	L	54-57
Feb. 9, 1980	A	L	65-85
Jan. 17, 1981	H	W	74-71
Feb. 14, 1981	A	L	52-66
Jan. 16, 1982	A	L	67-69
Feb. 13, 1982	H	L	57-58
Jan. 29, 1983	A	L	61-67
Feb. 26, 1983	H	W	75-64
Jan. 29, 1984	H	W	78-48
Feb. 24, 1984	A	W	59-53
Jan. 12, 1985	H	W	82-64
March 2, 1985	A	L	54-56
Jan. 11, 1986	A	L	67-79
Feb. 12, 1986	H	W	66-57
Jan. 10, 1987	A	W	80-72
Feb. 11, 1987	H	W	85-62
Jan. 16, 1988	H	W	77-72
Feb. 17, 1988	A	L	75-82
Jan. 5, 1989	A	L	71-80
Feb. 5, 1989	H	W	78-67
Jan. 2, 1990	A	L	60-75
Feb. 3, 1990	H	L	63-83
Jan. 2, 1991	H	W	65-49
Feb. 2, 1991	A	W	91-81
Feb. 12, 1992	A	W	86-84
Feb. 17, 1993	H	W	94-47
March 11, 1993	SEC	L	62-67
Feb 9, 1994	A	W	74-55
Jan. 28, 1995	H	W	72-57
March 9, 1995	SEC	W	63-59
Jan. 20, 1996	A	W	59-55
March 7, 1996	SEC	W	75-62
Feb. 23, 1997	H	L	65-67
Jan. 7, 1998	A	L	79-90
Feb. 6, 1999	H	L	68-79
Jan. 8, 2000	A	W	75-71
March 9, 2000	SEC	W	89-67
Feb. 21, 2001	H	W	75-55
March 10, 2001	SEC	L	69-74
Feb. 16, 2002	A	L	51-68
Feb. 12, 2003	H	W	74-55
Feb. 21, 2004	A	W	81-66
Feb. 16, 2005	H	W	90-53
Jan. 31, 2006	A	W	69-58
Jan. 20, 2007	H	W	79-70
March 10, 2007	SEC	W	80-59
Jan. 16, 2008	A	L	87-89
Jan. 10, 2009	H	W	78-68
Feb. 20, 2010	A	W	64-61
Jan. 8, 2011	H	W	77-71
Jan. 26, 2012	A	W	64-60
Feb. 2, 2013	H	W	78-64
March 17, 2013	SEC	L	63-66
Feb. 22, 2014	A	W	75-71
Jan. 24, 2015	A	L	71-72
Feb. 12, 2015	H	L	61-62
Jan. 16, 2016	A	W	80-71
Feb. 9, 2016	H	W	77-72
Jan. 3, 2017	H	W	70-63
Jan. 13, 2018	A	L	72-78

## Mississippi State (65-49)

Jan. 10, 1936	A	L	32-51
Jan. 11, 1936	A	L	22-36
Jan. 8, 1937	H	L	25-27
Jan. 9, 1937	H	L	16-33
Dec. 20, 1940	A	W	53-28
Feb. 16, 1942	A	W	48-47
Feb. 17, 1942	A	L	31-48
Dec. 14, 1942	A	L	35-43
Dec. 15, 1942	A	L	29-33
Dec. 13, 1946	A	L	25-55

Dec. 8, 1947	H	W	53-47
Feb. 18, 1949	A	W	40-37
Dec. 3, 1949	A	W	63-45
Feb. 19, 1951	H	W	68-61
Feb. 6, 1952	A	L	58-72
Dec. 19, 1952	H	W	79-75
Feb. 20, 1954	A	L	66-70
Feb. 19, 1955	H	W	77-66
Feb. 18, 1956	A	L	74-84
Feb. 16, 1957	H	W	89-80
Feb. 15, 1958	A	L	78-90
Feb. 14, 1959	H	L	68-105
Feb. 15, 1960	A	L	75-81
Feb. 18, 1961	H	W	59-57
Feb. 17, 1962	A	L	45-67
Feb. 16, 1963	H	W	73-52
Feb. 15, 1964	A	L	61-68
Jan. 14, 1965	A	W	74-59
Feb. 13, 1965	H	W	68-51
Jan. 31, 1966	A	L	68-76
Feb. 14, 1966	H	W	78-74
Jan. 2, 1967	H	W	63-54
Feb. 25, 1967	A	W	59-54
Dec. 28, 1967	GB	L	65-66
Jan. 1, 1968	A	L	55-56
Feb. 24, 1968	H	L	61-71
Jan. 25, 1969	H	W	70-64
Feb. 22, 1969	A	W	96-79
Jan. 24, 1970	A	L	77-79
Feb. 21, 1970	H	W	87-70
Jan. 14, 1971	H	L	58-72
Feb. 20, 1971	A	L	65-70
Jan. 29, 1972	A	L	68-69
Feb. 26, 1972	H	W	88-80
Jan. 27, 1973	H	W	66-64
Feb. 24, 1973	A	L	75-81
Jan. 5, 1974	A	L	70-91
Feb. 4, 1974	H	W	78-75
Jan. 4, 1975	H	W	94-82
Feb. 3, 1975	A	W	107-104
Jan. 10, 1976	H	W	90-78
Feb. 7, 1976	A	W	78-71
Jan. 3, 1977	H	W	97-75
March 5, 1977	A	W	79-72
Jan. 28, 1978	H	L	74-78
Feb. 25, 1978	A	L	51-70
Jan. 20, 1979	H	W	77-75
Feb. 17, 1979	A	L	64-80
Dec. 15, 1979	H	L	72-90
Feb. 23, 1980	A	L	73-90
Dec. 6, 1980	H	W	81-71
Feb. 28, 1981	A	L	68-89
Nov. 29, 1981	H	W	70-62
Feb. 27, 1982	A	L	56-67
Jan. 5, 1983	H	L	60-62
March 5, 1983	A	L	53-78
Jan. 4, 1984	A	W	56-55
March 3, 1984	H	W	60-59
Jan. 30, 1985	H	W	72-57
March 2, 1985	A	W	69-63
Jan. 29, 1986	A	W	73-64
March 1, 1986	H	W	76-68
Jan. 7, 1987	H	W	100-56
Feb. 7, 1987	A	W	84-56
Jan. 13, 1988	A	W	55-45
Feb. 13, 1988	H	W	69-52
Jan. 21, 1989	H	W	81-57
Feb. 22, 1989	A	W	78-69
Jan. 20, 1990	A	L	73-98
Feb. 21, 1990	H	L	54-79
Jan. 19, 1991	H	W	85-82
Feb. 20, 1991	A	L	67-81
Feb. 8, 1992	H	W	87-66
March 3, 1993	A	L	71-78
Feb. 5, 1994	H	W	84-75
Feb. 1, 1995	A	L	47-70

March 10, 1995	SEC	W	80-64
Jan. 6, 1996	H	L	66-69
Feb. 12, 1997	A	W	72-69
Feb. 4, 1998	H	W	82-78
Jan. 30, 1999	A	L	63-66
Feb. 19, 2000	H	W	88-58
Jan. 10, 2001	A	W	81-80
Feb. 2, 2002	H	W	76-48
March 8, 2002	SEC	L	52-62
Jan. 7, 2003	A	W	74-66
Jan. 21, 2004	H	L	68-79
Feb. 1, 2005	A	L	57-71
March 11, 2005	SEC	W	80-64
Jan. 11, 2006	H	W	75-60
Jan. 24, 2007	A	W	70-67
March 1, 2008	H	L	59-68
March 4, 2009	A	L	71-80
Feb. 6, 2010	H	W	69-62
March 12, 2010	SEC	L	69-75
Jan. 29, 2011	A	L	64-71
Jan. 28, 2012	H	W	69-57
Jan. 26, 2013	A	W	82-47
Feb. 9, 2013	H	W	83-58
Jan. 30, 2014	A	W	62-51
Jan. 10, 2015	H	W	72-47
Jan. 19, 2016	H	W	81-78
Feb. 18, 2017	A	W	57-52
Jan. 10, 2018	H	W	71-54

## Mississippi Valley St. (1-0)

Dec. 19, 2011	H	W	82-54
---------------	---	---	-------

## Missouri (6-



# ALL-TIME SERIES SCORES

Nov. 28, 2001	A	W	108-56
Nov. 19, 2017	H	W	70-63

## New Orleans (3-0)

Dec. 27, 1989	N	W	69-64
Dec. 22, 2001	H	W	76-60
Feb. 17, 2003	H	W	77-48

## Nicholls State (1-0)

Nov. 15, 1997	H	W	66-63
---------------	---	---	-------

## Norfolk State (1-0)

March 18, 2012	N	W	84-50
----------------	---	---	-------

## North Carolina (2-4)

1922-23	A	L	14-59
Feb. 13, 1926	A	L	6-42
Dec. 21, 1964	H	W	73-54
Dec. 18, 1965	A	L	59-66
April 1, 2000	N	W	71-59
Nov. 28, 2014	N	L	64-75

## North Carolina A&T (2-0)

Nov. 18, 2010	H	W	105-55
Nov. 16, 2015	H	W	104-54

## North Carolina Central (1-0)

Nov. 14, 2007	H	W	105-51
---------------	---	---	--------

## North Carolina State (3-6)

Feb. 6, 1921	A	W	39-18
1922-23	A	L	18-30
1923-24	A	L	24-41
Feb. 1, 1929	H	L	19-44
Feb. 2, 1929	H	L	20-39
Dec. 16, 1938	H	L	21-54
Dec. 17, 1938	H	L	30-33
March 13, 1987	N	W*	82-70
Jan. 3, 2009	H	W	68-66
Jan. 3, 2010	A	W	62-61 OT

\*Vacated by NCAA

## North Dakota State (1-0)

Nov. 9, 2007	H	W	75-65
--------------	---	---	-------

## North Florida (7-0)

Nov. 14, 2006	H	W	86-40
Nov. 20, 2007	H	W	102-51
Nov. 17, 2011	H	W	91-55
Nov. 8, 2013	H	W	77-69
March 15, 2016	A	W	97-68
Dec. 1, 2016	A	W	91-60
Nov. 16, 2017	H	W	108-68

## Northeastern (1-0)

Dec. 22, 2003	H	W	101-84
---------------	---	---	--------

## Northwestern (1-2)

Dec. 26, 1968	N	L	72-76
Dec. 6, 1969	A	L	79-83
Dec. 21, 1970	H	W	88-73

## Northwestern State (1-0)

March 22, 2013	N	W	79-47
----------------	---	---	-------

## Ohio University (2-1)

1926-27	A	L	29-38
Nov. 30, 1978	H	W	96-61
March 18, 2005	N	W	67-62

## Ohio State (5-8)

Dec. 22, 1981	A	L	58-61
Dec. 3, 1982	H	L	74-80

Dec. 3, 1985	A	L	73-80
--------------	---	---	-------

Dec. 20, 1986	N	W	82-72
Dec. 30, 1986	N	L	84-88
Dec. 16, 1987	H	W	102-69
Dec. 27, 1988	N	L	68-93
Dec. 23, 2006	H	W	86-60
April 2, 2007	N	W	84-75
Dec. 22, 2007	A	L	49-62
Nov. 16, 2010	H	L	75-93
Nov. 15, 2011	A	L	74-81
March 20, 2016	A	W	74-66

## Oklahoma (2-0)

Dec. 30, 1995	N	W	76-72 OT
Jan. 28, 2017	A	W	84-52

## Oklahoma State (3-0)

Dec. 28, 1993	N	W	74-69
March 26, 2000	N	W	77-65
Dec. 19, 2015	N	W	72-70

## Oregon (1-0)

March 25, 2007	N	W	85-77
----------------	---	---	-------

## Penn (2-2)

Dec. 28, 1974	N	L	88-100
March 19, 1994	N	W	70-58
Dec. 28, 1996	N	L	63-71
March 11, 1999	N	W	75-61

## Penn State (1-2)

Dec. 30, 1965	N	L	52-54
Dec. 28, 1982	N	W	82-60
March 24, 2009	H	L	62-71

## Pittsburgh (3-4)

Dec. 28, 1948	A	L	40-50
Dec. 29, 1948	A	L	39-45
Dec. 28, 1955	N	W	98-72
Jan. 2, 1988	A	L	68-80
Dec. 22, 1988	H	L	87-90
March 23, 1992	A	W	77-74
March 22, 2014	N	W	61-45

## Prairie View A&M (1-0)

Nov. 21, 2006	H	W	94-33
---------------	---	---	-------

## Presbyterian (1-0)

Dec. 30, 2009	H	W	79-38
---------------	---	---	-------

## Providence (4-0)

Dec. 16, 1978	A	W	79-61
Nov. 27, 2004	N	W	84-66
Dec. 6, 2005	A	W	87-77
Dec. 6, 2006	H	W	85-67

## Purdue (2-4)

Dec. 27, 1980	N	L	87-95
March 15, 1987	N	W*	85-66
March 25, 1992	N	W	74-67
Dec. 28, 1992	N	L	63-67
Nov. 23, 1999	N	L	68-79
March 18, 2007	N	W	74-67
Nov. 22, 2015	N	L	70-85

\*Vacated by NCAA

## Radford (1-0)

Dec. 22, 2010	H	W	66-55
---------------	---	---	-------

## Rhode Island (1-0)

Jan. 3, 2011	H	W	84-59
--------------	---	---	-------

## Rice (2-1)

Dec. 5, 1960	A	L	63-68
Dec. 4, 1961	H	W	70-67
Dec. 27, 1962	N	W	66-57

## Richmond (3-2)

1922-23	A	L	25-27
March 19, 1992	H	W	66-52
Dec. 19, 2009	N	L	53-56
Jan. 4, 2014	H	W	67-58
Dec. 1, 2015	H	W	76-56

## Rider (1-0)

Dec. 9, 2011	N	W	90-69
--------------	---	---	-------

## Robert Morris (1-0)

Dec. 30, 1996	N	W	106-69
---------------	---	---	--------

## Rutgers (4-2)

Dec. 26, 1972	N	L	79-81 OT
Dec. 22, 1999	N	W	85-65
Dec. 9, 2000	H	W	79-65
Nov. 17, 2007	H	W	88-63
Nov. 28, 2009	N	W	73-58
Dec. 29, 2011	A	L	83-85 2OT

## St. Bonaventure (3-0)

Dec. 27, 1977	N	W	88-75
Nov. 17, 2016	N	W	73-66
March 15, 2018	N	W	77-62

## St. John's (0-0)

March 17, 1988	N	W*	62-59
----------------	---	----	-------

\*Vacated by NCAA

## St. Joseph's (2-1)

Dec. 19, 1956	N	W	86-72
Dec. 27, 1967	N	L	69-89
Nov. 21, 2015	N	W	74-63

## St. Peter's (1-0)

Nov. 9, 2005	H	W	80-51
--------------	---	---	-------

## Sam Houston State (2-0)

March 21, 2003	N	W	85-55
Dec. 29, 2004	H	W	83-51

## Samford (2-0)

Dec. 1, 1970	H	W	79-74
Nov. 10, 2006	H	W	79-54

## San Diego State (1-1)

Dec. 21, 1985	N	L	62-63
March 19, 2008	H	W	73-49

## San Jose State (0-1)

Dec. 30, 1974	N	L	80-83
---------------	---	---	-------

## Savannah State (3-0)

Jan. 18, 2006	H	W	113-67
Nov. 20, 2012	H	W	58-40
Dec. 29, 2013	H	W	76-34

## Seton Hall (2-1)

Dec. 28, 1939	A	L	40-43
Nov. 28, 1987	N	W	70-68
Nov. 24, 2016	N	W	81-76

## Siena (1-0)

Nov. 30, 1988	H	W	71-67
---------------	---	---	-------

## South Alabama (2-2)

March 14, 1984	N	L	87-88
Dec. 30, 1999	H	W	82-61
March 16, 2006	N	W	76-50
Dec. 22, 2009	H	L	66-67

## South Carolina (45-26)

Feb. 11, 1926	A	L	22-29
Feb. 17, 1927	A	L	33-39
Feb. 18, 1927	A	L	20-37
Feb. 6, 1928	A	W	41-31
Feb. 7, 1928	A	L	40-47
Feb. 14, 1930	A	W	30-23
Feb. 15, 1930	A	W	42-17
Feb. 10, 1931	A	W	43-27
Feb. 11, 1931	A	W	42-30
Feb. 16, 1931	H	W	63-29
Feb. 17, 1931	H	W	39-20
Feb. 12, 1934	A	L	31-51
Feb. 13, 1934	A	L	31-36
Jan. 21, 1935	H	L	35-37
Jan. 22, 1935	H	L	16-28
Dec. 27, 1956	GB	L	71-77
Jan. 8, 1992	H	W	53-52
Feb. 22, 1992	A	W	50-48
Jan. 20, 1993	H	L	76-81
Feb. 24, 1993	A	W	80-73
Jan. 15, 1994	A	W	77-75
Feb. 19, 1994	H	W	88-64
March 11, 1994	SEC	W	84-57
Jan. 18, 1995	A	W	71-59
Feb. 11, 1995	H	W	71-56
Jan. 13, 1996	H	W	81-69
Feb. 21, 1996	A	L	75-80
Jan. 15, 1997	H	L	79-80
Feb. 8, 1997	A	L	68-76
Jan. 28, 1998	A	L	72-74
Feb. 21, 1998	H	L	74-79
March 6, 1998	SEC	L	60-71
Jan. 13, 1999	A	W	68-51
Feb. 24, 1999	H	W	89-61
Feb. 2, 2000	A	W	86-82
March 1, 2000	H	W	87-67
Jan. 7, 2001	A	L	68-69
Jan. 27, 2001	H	W	69-57
Jan. 5, 2002	H	W	69-60
Feb. 5, 2002	A	W	72-63
Jan. 18, 2003	A	W	77-75
Feb. 25, 2003	H	W	93-63
Jan. 7, 2004	A	W	65-62
Feb. 25, 2004	H	W	69-58

# ALL-TIME SERIES SCORES

March 26, 2017	N	L	70-77
Jan. 24, 2018	H	L	72-77
Feb. 10, 2018	A	W	65-41

**Southeastern La. (1-0)**

Dec. 19, 2012	H	W	82-43
---------------	---	---	-------

**Southern (2-0)**

Nov. 28, 2006	H	W	83-27
Nov. 18, 2013	H	W	67-53

**Southern Methodist (1-2)**

Dec. 6, 1960	A	L	64-74
Dec. 4, 1986	N	W	110-70
Dec. 3, 1987	A	L	76-82

**Southern Miss (1-0)**

March 13, 1986	H	W	81-71
----------------	---	---	-------

**Southern Utah (1-0)**

Nov. 20, 2008	H	W	64-50
---------------	---	---	-------

**Stanford (1-4)**

Dec. 23, 1974	A	L	70-80
Feb. 4, 1989	N	L	69-84
Dec. 21, 1990	A	L	74-86
Nov. 27, 2002	N	L	65-69
Nov. 23, 2017	N	W	108-87

**Stetson (52-14)**

1919-20	A	L	28-35
Jan. 15, 1921	H	L	18-36
Jan. 22, 1921	A	L	16-55
Jan. 15, 1922	H	W	45-25
1923-24	H	W	19-9
1923-24	A	L	21-25
Jan. 16, 1926	A	W	24-23
Jan. 15, 1930	A	W	17-14
Jan. 31, 1930	H	W	40-26
Jan. 2, 1932	A	L	25-30
Jan. 7, 1933	H	W	46-38
Feb. 3, 1933	A	W	30-18
Feb. 6, 1934	A	L	30-33
Feb. 19, 1934	H	W	34-19
Jan. 19, 1935	A	W	40-32
Feb. 12, 1935	H	L	25-40
Jan. 7, 1936	H	W	27-24
Jan. 14, 1936	A	L	23-30
Jan. 19, 1937	A	L	32-34
Feb. 18, 1937	H	W	40-33
Jan. 10, 1938	H	W	39-27
Feb. 22, 1938	A	L	32-47
Jan. 17, 1939	A	W	32-29
Feb. 18, 1939	H	W	28-26
Feb. 5, 1940	A	W	42-30
Feb. 19, 1940	H	W	48-21
Feb. 1, 1941	A	W	36-32
Feb. 18, 1941	H	W	51-42
Jan. 14, 1947	A	W	39-31
Feb. 19, 1947	H	W	56-38
Jan. 20, 1948	A	W	55-31
Feb. 17, 1948	H	W	48-39
Dec. 8, 1948	H	W	67-34
Jan. 18, 1949	A	W	54-47
Jan. 12, 1950	H	W	64-51
Feb. 14, 1950	A	L	53-57
Jan. 6, 1951	A	W	63-61
Jan. 16, 1951	H	W	70-62
Dec. 8, 1951	H	W	63-56
Dec. 13, 1952	H	W	77-74
Dec. 5, 1953	H	L	55-74
Dec. 11, 1954	H	W	78-70
Dec. 14, 1955	H	W	92-74
Dec. 8, 1956	H	W	84-69

Dec. 4, 1957	H	W	79-65
Dec. 8, 1958	H	W	73-62
Dec. 15, 1959	H	L	74-79
Dec. 5, 1964	H	W	90-57
Nov. 26, 1983	H	L	73-77
Dec. 22, 1984	A	W	70-54
Dec. 30, 1985	H	W	69-66
Dec. 1, 1986	A	W	98-75
Dec. 1, 1992	H	W	70-52
Dec. 11, 1993	H	W	90-44
Nov. 25, 1994	H	W	73-64
Dec. 20, 1995	H	W	78-46
Dec. 14, 1996	H	W	57-47
Nov. 21, 1997	H	W	79-69
Dec. 28, 2001	H	W	94-66
Dec. 6, 2003	H	W	74-61
Dec. 8, 2004	H	W	93-54
Dec. 20, 2006	H	W	88-67
Nov. 27, 2007	H	W	71-48
Dec. 30, 2008	H	W	78-57
Nov. 15, 2009	H	W	74-46
Nov. 28, 2011	N	W	96-70

**Syracuse (1-3)**

March 19, 1987	N	L*	81-87
Nov. 18, 2005	N	W	75-70
Nov. 24, 2008	N	L	83-89
Dec. 10, 2009	N	L	73-85
Dec. 2, 2011	A	L	68-72

\*Vacated by NCAA

**Temple (2-4)**

March 13, 1969	N	L	66-82
Dec. 29, 1981	N	L	81-85
Dec. 19, 1992	N	L	62-67
March 18, 2001	N	L	54-75
Nov. 8, 2001	N	W	72-64
Dec. 30, 2007	N	W	86-69

**Tennessee (57-74)**

1926-27	A	L	19-22
Feb. 28, 1931	SC	W	33-29
Feb. 16, 1938	A	L	28-42
Feb. 23, 1940	H	W	41-38
March 2, 1940	SEC	L	32-42
Feb. 29, 1941	SEC	L	26-47
Dec. 17, 1948	H	L	52-58
Feb. 3, 1950	A	L	56-65
Dec. 16, 1950	A	L	54-60
Dec. 19, 1951	H	W	58-47
Feb. 23, 1953	A	L	73-82
Feb. 6, 1954	H	L	58-62
Feb. 5, 1955	A	L	75-102
Feb. 4, 1956	H	W	68-64
Feb. 4, 1957	A	L	79-97
Feb. 3, 1958	H	L	91-100
Feb. 2, 1959	A	L	70-100
Feb. 1, 1960	H	L	68-84
Feb. 6, 1961	A	L	68-83
Feb. 5, 1962	H	W	92-83
Feb. 4, 1963	A	W	84-73
Feb. 3, 1964	H	L	58-59
Feb. 1, 1965	A	L	43-75
March 1, 1965	H	W	58-56
Feb. 5, 1966	A	L	47-76
Feb. 21, 1966	H	W	67-63
Jan. 16, 1967	H	L	53-66
Jan. 21, 1967	A	L	42-56
Jan. 15, 1968	A	L	52-67
Jan. 20, 1968	H	W	59-46
Jan. 13, 1969	A	L	63-64
Feb. 17, 1969	H	W	65-63
Jan. 12, 1970	H	W	57-56 OT
Feb. 16, 1970	A	L	61-72
Jan. 11, 1971	A	L	75-85

Feb. 15, 1971	H	W	56-55
Jan. 17, 1972	H	L	50-61
Feb. 21, 1972	A	L	52-55
Jan. 15, 1973	A	L	56-75
Feb. 19, 1973	H	L	83-87
Jan. 19, 1974	H	L	72-75
Feb. 18, 1974	A	L	57-85
Jan. 18, 1975	A	L	56-59
Feb. 17, 1975	H	L	84-85
Jan. 17, 1976	A	L	84-93
Feb. 14, 1976	H	W	72-69
Jan. 10, 1977	A	L	82-92
Feb. 7, 1977	H	W	80-76
Jan. 2, 1978	A	W	92-79
March 4, 1978	H	L	90-91 3OT
Jan. 11, 1979	A	L	72-116
Feb. 22, 1979	H	L	73-87
Jan. 9, 1980	H	L	58-69
Feb. 6, 1980	A	L	76-100
Jan. 14, 1981	H	L	52-53
Feb. 11, 1981	A	L	64-78
Jan. 13, 1982	H	L	66-69
Feb. 10, 1982	A	L	75-90
Jan. 22, 1983	H	W	78-74
Feb. 19, 1983	A	L	53-78
March 10, 1983	SEC	L	62-78
Jan. 21, 1984	A	L	65-70
Feb. 18, 1984	A	L	74-75 2OT
March 8, 1984	SEC	L	74-80 OT
Jan. 2, 1985	H	W	84-70
Feb. 2, 1985	A	W	93-86
Jan. 2, 1986	A	W	77-75 OT
Feb. 1, 1986	H	W	69-61
Jan. 17, 1987	H	W	97-90
Feb. 18, 1987	A	L	81-71
Jan. 23, 1988	A	W	76-56
Feb. 24, 1988	H	L	63-65
March 11, 1988	SEC	W	67-60
Jan. 18, 1989	A	L	76-83
Feb. 18, 1989	H	W	99-81
March 11, 1989	SEC	W	76-71
Jan. 17, 1990	H	L	75-80
Feb. 17, 1990	A	L	57-75
Jan. 16, 1991	H	L	67-70
Feb. 16, 1991	A	W	73-68
Jan. 18, 1992	H	W	71-65
Feb. 26, 1992	A	W	72-68
Jan. 24, 1993	A	W	80-68
Feb. 27, 1993	H	W	84-70
Jan. 8, 1994	A	W	86-71
March 5, 1994	H	W	82-71
Jan. 22, 1995	A	W	62-47
Feb. 15, 1995	H	W	70-48
Feb. 7, 1996	H	W	63-51
March 2, 1996	A	W	73-71
Jan. 25, 1997	A	W	56-50
Feb. 19, 1997	H	W	76-54
Jan. 3, 1998	H	W	83-69
Feb. 25, 1998	A	L	75-79
Jan. 23, 1999	H	W	93-72
Feb. 10, 1999	A	L	56-91
Jan. 18, 2000	H	L	79-81 2OT
Feb. 12, 2000	A	L	73-76 OT
Jan. 30, 2001	H	W	81-67
Feb. 18, 2001	A	W	88-82
Jan. 1, 2002	A	W	104-100 OT
Feb. 26, 2002	H	W	68-62
Jan. 15, 2003	H	W	77-64
Feb. 15, 2003	A	L	59-66
Jan. 10, 2004	H	W	95-57
Jan. 31, 2004	A	L	63-65
Jan. 19, 2005	H	L	76-83 OT
Feb. 12, 2005	A	W	84-73
Jan. 21, 2006	A	L	76-80
Feb. 22, 2006	H	L	72-76
Feb. 3, 2007	H	W	94-78

Feb. 27, 2007	A	L	76-86
Feb. 5, 2008	A	L	82-104
March 5, 2008	H	L	86-89
Jan. 31, 2009	A	L	63-79
March 1, 2009	H	L	75-79
Jan. 31, 2010	A	L	60-61
Feb. 23, 2010	H	W	75-62
Jan. 11, 2011	A	W	81-75 OT
Feb. 12, 2011	H	W	61-60
March 11, 2011	SEC	W	85-74
Jan. 7, 2012	A	L	56-67
Feb. 11, 2012	H	L	70-75
Feb. 26, 2013	A	L	58-64
Jan. 25, 2014	H	W	67-41
Feb. 11, 2014	A	W	67-58
March 15, 2014	SEC	W	56-49
Feb. 28, 2015	H	W	66-49
Jan. 6, 2016	A	L	69-83
Jan. 7, 2017	H	W	83-70
Feb. 21, 2018	A	L	57-62

**Tenn.-Chattanooga (1-0)**

Nov. 18, 2006	H	W	93-44
---------------	---	---	-------

**Tennessee Tech (1-0)**

Nov. 11, 2007	H	W	93-65
---------------	---	---	-------

**Texas (3-4)**

Dec. 30, 1964	N	W	62-49
Dec. 16, 1989	A	L	94-105
Nov. 27, 1990	H	L	74-76
Dec. 4, 1993	A	W	76-68
Dec. 10, 1994	H	W	91-73
Dec. 4, 1996	H	L	64-82
Dec. 9, 1997	A	L	82-85

**Texas A&M (7-4)**

Jan. 2, 1992	H	W	73-46
Dec. 22, 1992	A	L	54-57 OT
Dec. 17, 2011	N	W	84-64
Jan. 17, 2013	A	W	68-47
Feb. 1, 2014	H	W	69-36
Feb. 14, 2015	A	L	62-63
March 3, 2015	H	W	66-62
Jan. 12, 2016	A	L	68-71
March 11, 2016	SEC	L	66-72
Feb. 11, 2017	H	W	71-62
Jan. 2, 2018	A	W	83-66

**Texas Christian (2-0)**

Dec. 21, 1974	A	W	73-61
March 17, 1986	H	W	77-75

**Texas Southern (1-0)**

Dec. 12, 2014	H	W	75-50
---------------	---	---	-------

**Texas Tech (2-1)**

Dec. 10, 1960	H	W	79-76
Dec. 8, 1962	A	W	71-69 OT
March 17, 2018	N	L	66-69

**Toledo (1-0)**

Nov. 14, 2008	H	W	80-58
---------------	---	---	-------

**Towson (1-0)**

Jan. 4, 1988	H	W	77-55
--------------	---	---	-------

**Troy (1-0)**

Nov. 20, 2009	H	W	80-58
---------------	---	---	-------

**Tulane (12-11)**

Jan. 6, 1948	A	L	35-52
Jan. 3, 1949	H	L	51-63

# ALL-TIME SERIES SCORES

Dec. 16, 1949	A	L	50-69
Feb. 6, 1951	H	W	72-64
March 1, 1951	N	L	52-62
Feb. 22, 1952	A	L	77-102
Jan. 16, 1953	H	W	87-57
Jan. 9, 1954	A	L	64-86
Jan. 8, 1955	H	L	74-85
Jan. 7, 1956	A	W	61-54
Jan. 5, 1957	H	W	70-62
Jan. 4, 1958	A	L	75-84
Jan. 3, 1959	H	L	62-68
Jan. 4, 1960	A	L	55-71
Jan. 9, 1961	H	W	83-79
Jan. 8, 1962	A	L	47-59
Jan. 7, 1963	H	W	109-74
Jan. 4, 1964	A	W	86-79
Jan. 2, 1965	H	W	85-63
Feb. 26, 1966	A	W	76-59
Dec. 29, 1983	N	W	65-53
Dec. 28, 2000	N	W	103-85
Dec. 2, 2001	H	W	81-65

## Tulsa (0-2)

Dec. 10, 1962	A	L	79-85
Dec. 21, 1963	H	L	82-86

## UAB (3-1)

Dec. 27, 1997	N	L	73-80
Dec. 30, 2006	H	W	75-70
Jan. 3, 2012	H	W	79-61
Nov. 27, 2014	N	W	56-47

## UCF (10-1)

Nov. 24, 1984	H	W	106-55
Nov. 26, 1985	H	W	86-56
Dec. 10, 1986	H	W	89-54
Dec. 20, 1994	H	W	83-69
Nov. 22, 1996	H	W	80-63
Nov. 18, 1997	H	W	100-85
Dec. 4, 2003	N	W	59-39
Dec. 3, 2005	H	W	80-47
Dec. 20, 2008	N	W	89-61
Dec. 1, 2010	N	L	54-57
Nov. 23, 2012	H	W	79-66

## UCLA (4-0)

April 3, 2006	N	W	73-57
March 31, 2007	N	W	76-66
March 19, 2011	N	W	73-65
March 27, 2014	N	W	79-68

## UC Santa Barbara (1-0)

March 17, 2011	N	W	79-51
----------------	---	---	-------

## UNC Wilmington (3-0)

Dec. 2, 1978	A	W	66-51
Dec. 23, 1999	H	W	80-53
Nov. 12, 2010	H	W	77-60

## USF (18-5)

Dec. 4, 1971	N	W	116-87
Dec. 14, 1971	N	W	98-77
Dec. 1, 1973	H	W	81-69
Dec. 17, 1976	ST	W	70-53
Dec. 4, 1981	FF	L	56-58
Dec. 11, 1982	H	L	73-77
Jan. 11, 1983	A	W	92-79 OT
Nov. 30, 1983	H	W	79-77
Dec. 4, 1984	A	W	82-68
Dec. 7, 1985	H	W	69-55
Dec. 13, 1986	A	W	68-52
Dec. 21, 1987	H	W	83-69
Jan. 9, 1989	A	W	87-82 OT
Dec. 23, 1989	H	W	91-54

Nov. 24, 1990	A	L	61-70
Dec. 15, 1991	H	L	71-73
Dec. 4, 1992	A	W	80-78
Dec. 6, 1993	H	W	66-55
Jan. 11, 1994	A	W	69-64
Nov. 28, 1995	A	L	58-73
Dec. 10, 1996	H	W	85-53
Dec. 8, 2001	A	W	92-73
Dec. 8, 2002	H	W	68-52

## Utah (1-1)

Nov. 27, 1988	N	W	77-68
April 1, 1992	N	L	78-81

## Utah State (1-0)

Nov. 22, 1999	N	W	60-58
---------------	---	---	-------

## Vanderbilt (64-71)

Jan. 17, 1931	H	L	25-42
Jan. 19, 1931	A	L	35-43
Jan. 18, 1932	A	L	32-36
Jan. 19, 1932	A	W	43-33
Feb. 10, 1933	H	L	41-42
Feb. 11, 1933	H	W	43-27
Feb. 25, 1934	SEC	W	24-23
Feb. 14, 1938	A	L	24-59
Feb. 28, 1941	SEC	W	48-41
Feb. 4, 1950	A	L	34-54
Dec. 18, 1950	A	L	64-81
Jan. 19, 1952	H	W	86-70
Feb. 29, 1952	SEC	W	66-63
Jan. 2, 1953	A	L	73-85
Feb. 27, 1954	H	L	68-76
Feb. 26, 1955	A	L	72-100
Feb. 25, 1956	H	L	75-80
Feb. 23, 1957	A	L	59-76
Feb. 22, 1958	H	W	73-53
Feb. 21, 1959	A	L	66-77
Feb. 20, 1960	A	W	81-75 OT
Feb. 25, 1961	A	L	60-77
Feb. 24, 1962	H	W	78-68
Feb. 23, 1963	A	L	74-78
Feb. 22, 1964	H	L	79-91
Feb. 20, 1965	A	L	78-80
Feb. 19, 1966	H	L	86-89
Dec. 19, 1966	A	L	69-77
Feb. 4, 1967	H	W	83-75
Dec. 18, 1967	H	W	74-72
Feb. 3, 1968	A	W	91-85
Jan. 6, 1969	H	L	55-62
Feb. 10, 1969	A	W	75-73
Jan. 5, 1970	A	L	79-90
Feb. 9, 1970	H	W	81-79
Jan. 4, 1971	H	W	84-82 OT
Feb. 8, 1971	A	L	81-92
Jan. 10, 1972	A	L	87-104
Feb. 14, 1972	H	L	74-90

Jan. 8, 1973	H	W	80-72
Feb. 12, 1973	A	L	71-78
Feb. 2, 1974	A	L	52-58
March 9, 1974	H	W	80-77
Feb. 1, 1975	H	W	101-90 OT
March 8, 1975	A	L	83-102
Jan. 26, 1976	H	L	81-85 OT
Feb. 23, 1976	A	L	67-71
Jan. 15, 1977	H	W	83-72
Feb. 12, 1977	A	L	72-85
Jan. 9, 1978	H	W	67-65
Feb. 6, 1978	A	L	57-59 2OT
Jan. 24, 1979	H	L	56-57
Jan. 29, 1979	A	W	90-87 OT
Jan. 21, 1980	A	L	85-105
Feb. 20, 1980	H	L	71-74
Feb. 27, 1980	SEC	W	72-71
Jan. 28, 1981	H	L	70-72
Feb. 25, 1981	A	L	64-73
Jan. 27, 1982	A	L	48-51
Feb. 24, 1982	H	L	67-81
March 3, 1982	SEC	L	46-47 2OT
Jan. 15, 1983	A	L	58-69
Feb. 12, 1983	H	W	61-54
Jan. 15, 1984	H	W	73-59
Feb. 11, 1984	A	W	71-63
Jan. 10, 1985	A	W	68-64
Feb. 9, 1985	H	W	78-66
Jan. 8, 1986	H	W	86-55
Feb. 8, 1986	A	L	59-60
Jan. 24, 1987	H	W	85-81
Feb. 25, 1987	A	L	76-84
Jan. 30, 1988	A	L	65-92
March 2, 1988	H	W	81-65
Jan. 25, 1989	A	W	81-78 OT
Feb. 25, 1989	H	W	83-80 OT
Jan. 24, 1990	H	L	64-71
Feb. 24, 1990	A	L	54-67
March 8, 1990	SEC	L	58-68
Jan. 30, 1991	H	L	57-60
March 2, 1991	A	L	68-82
Jan. 25, 1992	H	W	75-55
March 7, 1992	A	L	76-82
Jan. 9, 1993	H	W	62-61
Feb. 20, 1993	A	L	64-82
Jan. 29, 1994	H	W	75-66
Feb. 26, 1994	A	L	78-82
Jan. 7, 1995	H	W	72-62
March 5, 1995	A	W	69-58
Jan. 24, 1996	H	W	77-55
Feb. 13, 1996	A	L	56-70
Feb. 1, 1997	H	L	63-74
March 1, 1997	A	L	72-79
Jan. 24, 1998	H	W	85-69
Feb. 18, 1998	A	L	56-73
Jan. 6, 1999	H	W	90-59
Feb. 27, 1999	A	L	70-71 OT

Jan. 5, 2000	A	L	77-87
Jan. 29, 2000	H	W	89-63
Jan. 20, 2001	H	L	61-63
Feb. 28, 2001	A	W	72-62
Jan. 12, 2002	A	W	95-85
Feb. 9, 2002	H	W	80-54
Jan. 22, 2003	H	W	87-75
Feb. 22, 2003	A	W	77-74 OT
Jan. 17, 2004	A	L	72-86
Feb. 7, 2004	H	W	81-71
March 12, 2004	SEC	W	91-69
Jan. 15, 2005	A	W	82-65
Feb. 23, 2005	H	W	69-61
Jan. 28, 2006	H	W	81-58
Feb. 15, 2006	A	W	73-68
Jan. 31, 2007	H	W	74-64
Feb. 17, 2007	A	L	70-83
Jan. 27, 2008	H	W	86-64
Feb. 16, 2008	A	L	58-61
Jan. 25, 2009	A	W	94-69
Feb. 21, 2009	H	W	82-68
Jan. 9, 2010	A	L	87-95
March 2, 2010	H	L	60-64
Feb. 1, 2011	H	W	65-61 OT
March 5, 2011	A	W	86-76
March 12, 2011	SEC	W	77-66
Feb. 4, 2012	H	W	73-65
Feb. 28, 2012	A	L	67-77
March 6, 2013	H	W	66-40
Feb. 25, 2014	A	W	57-54
Feb. 3, 2015	A	L	61-67
Feb. 18, 2015	H	W	50-47
Jan. 26, 2016	A	L	59-60
Feb. 23, 2016	H	L	74-87
Jan. 21, 2017	H	L	66-68
March 4, 2017	A	L	71-73
March 10, 2017	SEC	L	62-72 OT
Dec. 30, 2017	H	W	81-74
Feb. 17, 2018	A	L	68-71

## Vermont (3-0)

Dec. 23, 1977	A	W	93-67
Nov. 30, 2007	N	W	86-61
Nov. 25, 2015	H	W	86-62

## Villanova (2-2)

Dec. 22, 1993	A	W	85-77
Jan. 14, 1995	H	L	70-72
March 20, 2005	N	L	65-76
March 26, 2006	N	W	75-62

## Virginia (2-1)

March 30, 1992	N	L	56-62
March 16, 2012	N	W	71-45
March 18, 2017	N	W	65-39

## Florida vs. the SEC

Team	All-Time	2017/2016	Last 5	Last 10	Home	Road	*SEC Tourney	#Other
Alabama	67-74	1-0/0-1	4-1	9-1	40-20	20-47	7-7	—
Arkansas	22-11	2-0/2-0	5-0	9-1	12-2	6-8	4-1	—
Auburn	78-87	1-0/1-0	5-0	10-0	48-29	26-55	4-3	—
Georgia	113-100	2-0/0-1	4-1	8-2	65-36	39-61	2-1	7-2
Kentucky	38-100	1-1/0-2	1-4	4-6	25-35	9-51	4-13	0-1
LSU	45-63	1-0/1-1	2-3	7-3	28-20	14-35	3-8	—
Mississippi	65-45	1-0/2-0	3-2	7-3	39-12	23-29	4-3	0-1
Mississippi State	64-49	1-0/1-0	5-0	8-2	40-13	22-33	1-3	0-1
Missouri	5-2	1-0/1-0	4-1	5-2	3-0	1-2	1-0	—
South Carolina	44-25	1-2/0-1	2-3	7-3	21-7	21-15	2-1	0-2
Tennessee	57-73	1-0/0-1	4-1	6-4	35-25	17-44	4-4	1-0
Texas A&M	6-4	1-0/0-2	2-3	6-4	4-0	1-3	0-1	1-0
Vanderbilt	63-70	0-3/0-2	0-5	3-7	40-20	17-37	6-3	—

\* Florida is 0-1 vs. Tulane in the SEC Tournament; #at neutral sites other than the SEC Tournament



# ALL-TIME SERIES SCORES

## VMI (3-1)

Feb. 9, 1921	A	L	20-60
1922-23	A	W	19-15
Dec. 2, 1964	H	W	68-59
Dec. 28, 1999	H	W	113-68

## Virginia Tech (4-5)

Dec. 29, 1961	N	L	69-78
Dec. 29, 1966	N	W	92-73
Dec. 29, 1969	N	W	48-45
Jan. 20, 1973	H	W	92-75
Dec. 22, 1973	A	L	74-85
Dec. 2, 1974	H	L	85-86
Dec. 13, 1975	A	L	60-90
Dec. 19, 1986	N	W	82-60
Dec. 28, 1991	N	L	57-79

## Wake Forest (7-5)

Feb. 13, 1936	A	L	32-34
Feb. 15, 1936	A	W	32-24
Dec. 18, 1956	N	L	53-55
Dec. 2, 1960	A	L	79-85
Dec. 12, 1961	H	W	71-65
Dec. 15, 1962	H	W	73-67
Dec. 29, 1964	GB	W	82-65
Dec. 27, 1975	GB	L	75-78 OT
Dec. 3, 1994	A	W	81-70
Dec. 9, 1995	H	L	53-77
Nov. 17, 2005	N	W	77-72
Dec. 20, 2014	N	W	63-50

## Washington (2-1)

Dec. 21, 1965	A	W	66-60
Dec. 22, 1965	A	L	69-78
Nov. 25, 2008	N	W	86-84

## Weber State (1-0)

March 13, 1999	N	W	82-74	OT
----------------	---	---	-------	----

## West Virginia (5-3)

Jan. 30, 1963	A	L	67-114	
Dec. 9, 1967	A	W	82-72	
March 3, 1969	A	W	75-57	
Jan. 17, 1970	A	L	87-88	OT
March 1, 1971	H	W	72-71	
Dec. 3, 2002	N	L	66-68	
Dec. 20, 2003	N	W	70-57	
Jan. 30, 2016	H	W	88-71	

## Western Carolina (1-0)

Dec. 2, 1986	H	W	116-68
--------------	---	---	--------

## Western Kentucky (2-0)

March 16, 2001	N	W	69-56
Nov. 24, 2006	N	W	101-68

## Wichita State (2-0)

Dec. 7, 1991	A	W	61-50
Jan. 26, 1993	H	W	83-58

## William & Mary (1-0)

Nov. 14, 2014	H	W	68-45
---------------	---	---	-------

## Winthrop (1-0)

Dec. 28, 2008	N	W	74-45
---------------	---	---	-------

## Wisconsin (3-2)

Dec. 20, 1967	A	L	81-86	
Dec. 21, 1968	H	W	71-66	
Nov. 14, 2012	H	W	74-56	
Nov. 12, 2013	A	L	53-59	
March 24, 2017	N	W	84-83	OT

## Wisconsin-Milwaukee (1-0)

March 18, 2006	N	W	82-60
----------------	---	---	-------

## Wofford (6-0)

Feb. 11, 1921	A	W	45-35
Jan. 4, 1938	H	W	47-33
Dec. 5, 1951	H	W	76-52
Dec. 9, 1953	A	W	100-63
Dec. 4, 1954	H	W	76-61
Dec. 5, 1955	H	W	85-66

## Wright State (1-0)

Nov. 21, 2011	N	W	78-65
---------------	---	---	-------

## Wyoming (0-1)

March 24, 1986	N	L	58-67
----------------	---	---	-------

## Xavier (1-2)

Dec. 28, 1959	N	L	74-86
Feb. 13, 2010	H	L	64-76
Dec. 31, 2010	A	W	71-67

## Yale (3-0)

Dec. 31, 2011	H	W	90-70
Jan. 6, 2013	A	W	79-58
Dec. 8, 2014	H	W	85-47

## Non-Division I Opponents

### Alaska-Anchorage (3-0)

Nov. 27, 1982	A	W	72-52
Nov. 26, 1988	A	W	83-72
Dec. 8, 1990	N	W	92-81

### Albany YMCA (3-2)

Jan. 26, 1922	A	L	17-27
1923-24	A	L	13-66

Feb. 17, 1929	A	W	50-45
Feb. 16, 1933	A	W	56-40
Feb. 2, 1938	A	W	34-27

### Atwater Kent (2-0)

Jan. 3, 1931	A	W	38-26
Jan. 6, 1931	H	W	34-16

### Augusta College (1-0)

Dec. 15, 1990	H	W	82-43
---------------	---	---	-------

### Banana River NAS (2-0)

Dec. 19, 1946	A	W	54-44
Feb. 11, 1947	H	W	58-37

### Biscayne/St. Thomas (6-0)

Dec. 4, 1979	H	W	93-88
Nov. 29, 1980	N	W	90-71
Nov. 28, 1981	H	W	91-80
Dec. 21, 1982	H	W	92-72
Dec. 20, 1983	H	W	74-51
Dec. 20, 1984	A	W	120-66

### Camp Benning (1-1)

Feb. 15, 1921	A	W	31-28
Jan. 27, 1922	A	L	13-45

### Camp Blanding (2-3)

Jan. 11, 1945	H	L	44-46
Jan. 31, 1945	A	W	39-36
Feb. 2, 1945	A	L	36-50
Jan. 9, 1946	A	L	44-49
Jan. 14, 1946	H	W	64-40

### Camp Blanding 120th Inf. (1-0)

Jan. 22, 1943	A	W	53-27
---------------	---	---	-------

### Catholic Club (1-0)

1919-20	A	W	28-16
---------	---	---	-------

### Cedar Key AAF (1-0)

Dec. 13, 1944	H	W	77-24
---------------	---	---	-------

### Central Missouri St. (1-0)

Dec. 17, 1973	H	W	109-72
---------------	---	---	--------

### Cincinnati YMCA (0-6)

Feb. 4, 1926	H	L	26-42
1926-27	A	L	26-60
Feb. 8, 1927	H	L	23-41
Feb. 3, 1928	H	L	26-27
Jan. 21, 1929	A	L	35-44
Jan. 28, 1930	H	L	26-33

### Cohen Brothers (2-0)

Jan. 21, 1930	A	W	38-26
Feb. 20, 1930	H	W	49-26

### Columbia College (2-0)

Jan. 25, 1916	A	W	18-5
Feb. 5, 1916	A	W	36-25

### Coral Gables (0-3)

1924-25	A	L	23-37
1924-25	A	L	16-36
1924-25	H	L	29-39

### Davis-Elkins (0-2)

1926-27	A	L	23-60
Feb. 4, 1928	H	L	25-57



# ALL-TIME SERIES SCORES

## Daytona Beach All-Stars (1-0)

Jan. 9, 1947	A	W	45-31
--------------	---	---	-------

## Denison (0-1)

1926-27	A	L	17-30
---------	---	---	-------

## Erskine (1-0)

Dec. 1, 1958	H	W	107-61
--------------	---	---	--------

## Field Artillery 197th (1-0)

Feb. 11, 1943	A	W	66-28
---------------	---	---	-------

## Florida Southern (27-6)

1923-24	H	W	27-15
1923-24	H	W	26-22
1923-24	A	W	23-21
1923-24	A	L	23-29
1924-25	H	W	32-21
Jan. 17, 1928	A	L	24-26
Feb. 14, 1928	A	W	32-22
Jan. 16, 1929	H	W	28-26
Jan. 18, 1930	A	W	44-31
Feb. 21, 1930	H	W	54-30
Jan. 6, 1939	H	W	62-26
Feb. 9, 1939	A	W	38-24
Dec. 8, 1939	H	W	60-33
Jan. 6, 1940	A	W	77-29
Dec. 12, 1940	A	W	43-19
Jan. 31, 1941	A	W	47-31
Dec. 12, 1941	H	W	51-36
Feb. 3, 1942	A	W	50-22
Dec. 8, 1946	H	W	47-24
Feb. 21, 1947	A	W	63-38
Jan. 10, 1948	A	W	74-49
Feb. 10, 1948	H	W	87-43
Dec. 4, 1948	A	W	83-61
Jan. 12, 1949	H	L	50-51
Dec. 1, 1949	A	W	49-37
Feb. 7, 1950	H	L	62-67
Dec. 6, 1950	H	W	71-51
Feb. 3, 1951	A	L	58-69
Dec. 15, 1951	H	W	79-51
Dec. 10, 1952	H	W	74-56
Dec. 7, 1959	H	W	88-70
Dec. 20, 1979	A	L	75-98
Dec. 8, 1980	N	W	72-62

## Ft. Benning (0-2)

1924-25	A	L	27-43
Jan. 16, 1927	A	L	18-51

## Ft. Benning Parachute (0-1)

Feb. 13, 1943	A	L	31-33
---------------	---	---	-------

## Ft. McPherson (1-0)

Jan. 22, 1926	H	W	34-22
---------------	---	---	-------

## Goodyear Tire (0-1)

1926-27	A	L	30-50
---------	---	---	-------

## Green Cove (0-2)

Feb. 5, 1946	H	L	39-65
Feb. 12, 1946	A	L	38-53

## Havana (1-1)

Feb. 16, 1926	H	L	16-37
Jan. 17, 1938	H	W	45-25

## House of David (1-0)

Jan. 15, 1934	H	W	50-23
---------------	---	---	-------

## Illinois Wesleyan (2-0)

Dec. 20, 1976	H	W	78-68
Dec. 29, 1979	H	W	93-74

## Jacksonville Cavs (1-0)

Feb. 11, 1946	A	W	66-41
---------------	---	---	-------

## Jacksonville NAS (5-7)

Jan. 7, 1938	H	W	42-37
Feb. 12, 1942	A	W	38-37
Jan. 9, 1945	H	L	26-46
Jan. 27, 1945	H	L	26-64
Jan. 30, 1945	H	L	34-45
Feb. 6, 1945	A	L	44-67
Jan. 3, 1946	A	L	38-47
Jan. 11, 1946	H	L	29-41
Jan. 7, 1947	A	W	50-44
Jan. 23, 1947	H	L	41-43
Jan. 13, 1948	H	W	82-51
Feb. 25, 1948	A	W	77-59

## Jax Seminole Canoe Club (4-3)

1924-25	H	W	27-11
1924-25	A	L	26-34
1924-25	H	L	21-34
Jan. 30, 1926	H	W	39-16
Feb. 18, 1926	A	W	29-28
Feb. 26, 1927	H	W	33-21
March 2, 1927	A	L	25-30

## Jacksonville YMCA (3-2)

Dec. 15, 1915	A	W	30-14
Feb. 4, 1916	A	W	46-42
1919-20	A	W	31-28
1919-20	A	L	31-33
Jan. 31, 1922	A	L	18-43

## Kentucky Wesleyan (0-1)

Dec. 31, 1955	A	L	62-73
---------------	---	---	-------

## Kewatin (St. Augustine) (0-1)

Feb. 2, 1916	A	L	16-22
--------------	---	---	-------

## Lawrence Tech (1-0)

Feb. 8, 1949	H	W	64-58
--------------	---	---	-------

## Lee Field (0-1)

Jan. 4, 1945	H	L	47-57
--------------	---	---	-------

## Lynchburg (0-1)

1922-23	A	L	19-34
---------	---	---	-------

## Macon YMCA (0-3)

1919-20	A	L	18-64
Feb. 14, 1921	A	L	17-47
1923-24	A	L	15-35

## Marine Maritime Acad. (1-0)

Dec. 14, 1945	H	W	79-38
---------------	---	---	-------

## Masked Marvels (1-0)

1926-27	H	W	47-18
---------	---	---	-------

## Miami YMCA (0-1)

1923-24	H	L	7-16
---------	---	---	------

## Missouri Western (2-0)

Dec. 16, 1975	H	W	99-70
Dec. 20, 1980	H	W	98-82

## Muhlenberg (1-0)

Dec. 17, 1956	N	W	97-90
---------------	---	---	-------

## NW Missouri State (1-0)

Dec. 9, 1974	H	W	114-51
--------------	---	---	--------

## O.C.S. (1-0)

Jan. 8, 1943	H	W	63-12
--------------	---	---	-------

## Oglethorpe (1-1)

Feb. 15, 1927	A	L	28-41
Feb. 20, 1935	H	W	50-40

## Olson Swedes (0-1)

Jan. 3, 1928	H	L	28-53
--------------	---	---	-------

## Orlando AFB (2-0)

Jan. 24, 1946	A	W	59-34
Jan. 26, 1946	A	W	60-35

## Paris Island Marines (1-0)

Feb. 9, 1927	H	W	41-28
--------------	---	---	-------

## Pinellas AAF (0-1)

Dec. 15, 1944	H	L	34-40
---------------	---	---	-------

## Puerto Rico (1-0)

Nov. 30, 1996	A	W	93-63
---------------	---	---	-------

## Ralph's Dry Cleaners (2-0)

Dec. 11, 1926	A	W	42-10
Dec. 16, 1926	H	W	37-17

## Rollins (17-0)

Jan. 21, 1922	H	W	43-17
Feb. 11, 1922	A	W	48-29
1922-23	H	W	42-21
Jan. 15, 1926	A	W	48-13
Feb. 1, 1926	H	W	38-14
Jan. 21, 1928	H	W	48-16
Feb. 1, 1926	A	W	30-23
Jan. 22, 1929	H	W	41-17
Jan. 17, 1930	A	W	50-24
Feb. 8, 1930	H	W	44-27
Feb. 23, 1931	H	W	44-21
Feb. 3, 1932	A	W	34-10
Feb. 24, 1941	A	W	65-35
Dec. 8, 1954	H	W	86-65
Dec. 8, 1955	H	W	99-60
Dec. 16, 1957	H	W	87-63
Dec. 10, 1958	H	W	84-54

## Roosevelt (1-0)

Dec. 30, 1975	H	W	121-54
---------------	---	---	--------

## St. Augustine YMCA (1-0)

Feb. 3, 1916	A	W	46-32
--------------	---	---	-------

## St. Francis (Pa.) (1-0)

Dec. 30, 1994	H	W	87-72
---------------	---	---	-------

## St. Leo (2-0)

Feb. 9, 1983	H	W	85-49
Feb. 8, 1984	H	W	95-61

## Savannah YMCA (2-2)

1919-20	A	L	24-28
Feb. 5, 1921	A	W	38-20
Jan. 29, 1922	A	L	22-26
Feb. 17, 1922	H	W	41-18

## Scranton (0-1)

Dec. 29, 1939	A	L	33-39
---------------	---	---	-------

## Sears (1-0)

Jan. 6, 1932	H	W	55-20
--------------	---	---	-------

## Sewanee (3-1)

Feb. 15, 1938	A	L	31-33
Feb. 6, 1939	H	W	33-27
Feb. 7, 1939	H	W	44-37
Dec. 3, 1973	H	W	98-59

## S. Jax Greenbacks (2-2)

1923-24	H	W	30-29
1923-24	A	L	31-34
Jan. 9, 1926	A	L	25-30
Jan. 23, 1926	H	W	46-22

## Spring Hill (1-1)

Dec. 9, 1946	H	W	49-36
Dec. 29, 1954	N	L	60-66

## Tampa (20-4)

Feb. 2, 1937	H	W	29-14
Feb. 20, 1937	A	L	14-29
Feb. 8, 1938	A	W	24-21
Feb. 11, 1938	H	W	34-18
Feb. 6, 1940	A	W	53-35
Feb. 16, 1940	H	W	48-30
Jan. 15, 1943	H	W	55-24
Jan. 16, 1943	H	W	61-36
Jan. 25, 1947	H	W	50-30
Feb. 22, 1947	A	W	49-37
Dec. 3, 1947	H	W	70-43
Jan. 17, 1948	A	W	40-30
Dec. 14, 1948	A	W	50-45
Feb. 15, 1949	H	W	68-62
Jan. 17, 1950	A	L	50-63
Feb. 22, 1950	H	W	59-52
Jan. 18, 1951	H	L	49-51
Feb. 15, 1951	A	L	56-70
Dec. 18, 1953	H	W	89-65
Dec. 13, 1954	H	W	68-61
Dec. 12, 1955	H	W	110-62
Dec. 5, 1956	H	W	94-63
Dec. 2, 1959	H	W	79-63
Dec. 11, 1963	H	W	108-75

## Union College (Ky.) (1-0)

Feb. 3, 1941	A	W	46-26
--------------	---	---	-------

## Valdosta State (1-0)

Dec. 1, 1972	H	W	100-76
--------------	---	---	--------

## Washington College (0-1)

Dec. 27, 1939	A	L	30-45
---------------	---	---	-------

## Waycross (1-0)

Jan. 4, 1932	H	W	66-14
--------------	---	---	-------

## Waycross NAS (1-0)

Feb. 8, 1945	A	W	42-40
--------------	---	---	-------

## Welch Army Hospital (0-3)

Feb. 23, 1945	H	L	45-50
Jan. 7, 1946	H	L	30-36
Jan. 25, 1946	A	L	40-45

## Wilmington (OH) Coll. (0-1)

1926-27	A	L	18-46
---------	---	---	-------

# RECORD BY CONFERENCE

## America East

Albany	2-0	1.000
New Hampshire	4-0	1.000
Vermont	3-0	1.000
<b>Totals</b>	<b>9-0</b>	<b>1.000</b>

## American

Cincinnati	1-0	1.000
Connecticut	1-3	.250
Houston	0-2	.000
Memphis	2-0	1.000
SMU	1-2	.333
Temple	2-4	.333
Tulane	12-11	.521
Tulsa	0-2	.000
UCF	10-1	.909
USF	18-5	.783
Wichita State	2-0	1.000
<b>Totals</b>	<b>49-30</b>	<b>.620</b>

## ACC

Boston College	2-0	1.000
Clemson	9-10	.474
Duke	4-14	.222
Florida State	43-26	.623
Georgia Tech	20-26	.435
Louisville	1-8	.111
Miami	46-24	.657
North Carolina	2-4	.333
N.C. State	3-6	.333
Pittsburgh	3-4	.429
Syracuse	1-3	.250
Virginia	2-1	.667
Virginia Tech	4-5	.444
Wake Forest	7-5	.583
<b>Totals</b>	<b>147-136</b>	<b>.519</b>

## Atlantic Sun

Florida Gulf Coast	4-0	1.000
Jacksonville	32-5	.865
North Florida	7-0	1.000
Stetson	52-14	.788
<b>Totals</b>	<b>95-19</b>	<b>.833</b>

## Atlantic 10

Davidson	0-2	.000
Dayton	1-0	1.000
Duquesne	2-0	1.000
Fordham	1-2	.333
George Mason	1-0	1.000
George Washington	2-2	.500
La Salle	0-1	.000
Massachusetts	1-2	.333
Rhode Island	1-0	1.000
Richmond	3-2	.600
St. Bonaventure	3-0	1.000
St. Joseph's	2-1	.667
<b>Totals</b>	<b>17-12</b>	<b>.586</b>

## Big East

Butler	2-1	.667
Creighton	1-2	.333
DePaul	2-1	.667
Georgetown	2-3	.400
Marquette	2-2	.500
Providence	4-0	1.000
Seton Hall	2-1	.667
Villanova	2-2	.500
Xavier	1-2	.333
<b>Totals</b>	<b>18-14</b>	<b>.563</b>

## Big Sky

Montana State	1-0	1.000
Southern Utah	1-0	1.000
Weber State	1-0	1.000
<b>Totals</b>	<b>3-0</b>	<b>1.000</b>

## Big South

Charleston Southern	5-0	1.000
Gardner-Webb	1-0	1.000
High Point	3-0	1.000
Liberty	1-0	1.000
Longwood	1-0	1.000
Presbyterian	1-0	1.000
Radford	1-0	1.000
Winthrop	1-0	1.000
<b>Totals</b>	<b>14-0</b>	<b>1.000</b>

## Big Ten

Illinois	1-4	.200
Indiana	0-3	.000
Maryland	2-1	.667
Michigan	1-1	.500
Michigan State	3-4	.500
Minnesota	1-1	.500
Northwestern	1-2	.333
Ohio State	5-8	.385
Penn State	1-2	.333
Purdue	2-4	.333
Rutgers	4-2	.667
Wisconsin	3-2	.600
<b>Totals</b>	<b>24-34</b>	<b>.414</b>

## Big 12

Baylor	1-1	.500
Iowa State	2-1	.667
Kansas	2-4	.333
Kansas State	1-1	.500
Oklahoma	2-0	1.000
Oklahoma State	3-0	1.000
Texas	3-4	.429
Texas Christian (TCU)	2-0	1.000
Texas Tech	2-1	.667
West Virginia	5-3	.625
<b>Totals</b>	<b>23-15</b>	<b>.605</b>

## Big West

Hawaii	1-0	1.000
UC Santa Barbara	1-0	1.000
<b>Totals</b>	<b>2-0</b>	<b>1.000</b>

## Colonial Athletic

Delaware	0-1	.000
Hofstra	1-1	.500
James Madison	3-1	.750
Northeastern	1-0	1.000
Towson	1-0	1.000
UNC Wilmington	3-0	1.000
William & Mary	1-0	1.000
<b>Totals</b>	<b>10-3</b>	<b>.769</b>

## Conference USA

Charlotte	4-2	.667
Florida Atlantic	3-0	1.000
Florida International	2-0	1.000
Louisiana Tech	2-1	.667
Middle Tennessee	2-0	1.000
Rice	2-1	.667
Southern Miss	1-0	1.000
UAB	3-1	.750
Western Kentucky	2-0	1.000
<b>Totals</b>	<b>21-5</b>	<b>.808</b>

## Horizon

Wisconsin-Milwaukee	1-0	1.000
Wright State	1-0	1.000
<b>Totals</b>	<b>2-0</b>	<b>1.000</b>

## Ivy League

Brown	1-0	1.000
Columbia	1-0	1.000
Harvard	1-0	1.000
Pennsylvania	2-2	.500
Yale	3-0	1.000
<b>Totals</b>	<b>8-2</b>	<b>.800</b>

## Metro Atlantic

Fairfield	1-0	1.000
Iona	0-1	.000
Manhattan	2-1	.667
Rider	1-0	1.000
St. Peter's	1-0	1.000
Siena	1-0	1.000
<b>Totals</b>	<b>6-2</b>	<b>.750</b>

## Mid-American

Kent State	1-0	1.000
Miami (Ohio)	0-1	.000
Ohio	2-1	.667
Toledo	1-0	1.000
<b>Totals</b>	<b>4-2</b>	<b>.667</b>

## Mid-Eastern Athletic

Bethune-Cookman	6-0	1.000
Florida A&M	11-0	1.000
Howard	1-0	1.000
Morgan State	1-0	1.000
Norfolk State	1-0	1.000
North Carolina A&T	2-0	1.000
North Carolina Central	1-0	1.000
Savannah State	3-0	1.000
<b>Totals</b>	<b>26-0</b>	<b>1.000</b>

## Missouri Valley

Bradley	1-1	.500
Evansville	1-1	.500
Loyola Chicago	0-1	.000
Missouri State	1-0	1.000
<b>Totals</b>	<b>3-3</b>	<b>.500</b>

## Mountain West

Air Force	2-0	1.000
Colorado State	0-1	.000
Fresno State	1-0	1.000
San Diego State	1-1	.500
San Jose State	0-1	.000
Utah State	1-0	1.000
Wyoming	0-1	.000
<b>Totals</b>	<b>5-4</b>	<b>.556</b>

## Northeast

LIU-Brooklyn	1-0	1.000
Robert Morris	1-0	1.000
St. Francis (Pa.)	1-0	1.000
<b>Totals</b>	<b>3-0</b>	<b>1.000</b>

## Ohio Valley

Austin Peay	1-0	1.000
Belmont	2-0	1.000
Eastern Illinois	1-0	1.000
Eastern Kentucky	2-0	1.000
Morehead State	2-1	.667
Tennessee Tech	1-0	1.000
<b>Totals</b>	<b>9-1</b>	<b>.900</b>

## Pac-12

Arizona	2-2	.500
Arizona State	2-0	1.000
California	0-2	.000
Oregon	1-0	.385
Stanford	1-4	.200
UCLA	4-0	1.000
Utah	1-1	.500
Washington	2-1	.667
<b>Totals</b>	<b>13-10</b>	<b>.565</b>

## Patriot

American	3-0	1.000
Army	1-0	1.000
Bucknell	1-0	1.000
Holy Cross	1-0	1.000
Navy	2-1	.667
<b>Totals</b>	<b>8-1</b>	<b>.889</b>

## SEC

See page 115.

## Southern

The Citadel	1-0	1.000
East Tennessee State	5-0	1.000
Furman	3-4	.429
Mercer	6-7	.462
Samford	2-0	1.000
Tennessee-Chattanooga	1-0	1.000
VMI	3-1	.750
Western Carolina	1-0	1.000
<b>Totals</b>	<b>22-12</b>	<b>.647</b>

## Southland

Incarnate Word	1-0	1.000
McNeese State	1-0	1.000
New Orleans	3-0	1.000
Nicholls State	1-0	1.000
Northwestern State	1-0	1.000
Sam Houston State	2-0	1.000
Southeastern Louisiana	1-0	1.000
<b>Totals</b>	<b>10-0</b>	<b>1.000</b>

## Southwestern

Alabama State	2-0	1.000
Jackson State	2-0	1.000
Mississippi Valley State	1-0	1.000
Prairie View A&M	1-0	1.000
Southern	2-0	1.000
Texas Southern	1-0	1.000
<b>Totals</b>	<b>9-0</b>	<b>1.000</b>

## Summit League

North Dakota State	1-0	1.000
<b>Totals</b>	<b>1-0</b>	<b>1.000</b>

## Sun Belt

Arkansas-Little Rock	2-0	1.000
Coastal Carolina	3-0	1.000
Georgia Southern	6-2	.750
Louisiana-Lafayette	0-2	.000
Louisiana-Monroe	1-0	1.000
South Alabama	2-2	.500
Troy	1-0	1.000
<b>Totals</b>	<b>15-6</b>	<b>.714</b>

## West Coast

Brigham Young	1-3	.250
Gonzaga	2-2	.500
<b>Totals</b>	<b>3-5</b>	<b>.375</b>

## Western Athletic

Missouri-Kansas City	1-0	1.000
<b>Totals</b>	<b>1-0</b>	<b>1.000</b>

*Note: Schools are listed and conference records calculated under current conference affiliations.*



# NCAA TOURNAMENT RESULTS

## NCAA Tournament History

NCAA Tournament Appearances: 19  
All-Time NCAA Record: 43-17  
Final Four Appearances: 5  
National Championship Appearances: 3  
National Championships: 2

### 1986-87\*

NCAA East First Round at Carrier Dome in Syracuse, N.Y.  
March 13, 1987 – (6) Florida 82, (11) N.C. State 70  
NCAA East Second Round at Carrier Dome in Syracuse, N.Y.  
March 15, 1987 – (6) Florida 85, (3) Purdue 66  
NCAA East Semifinals at Meadowlands Arena in East Rutherford, N.J.  
March 19, 1987 – (2) Syracuse 87, (6) Florida 81

\*Vacated by NCAA

### 1987-88\*

NCAA West First Round at Huntsman Center in Salt Lake City, Utah  
March 17, 1988 – (6) Florida 62, (11) St. John's 59  
NCAA West Second Round at Huntsman Center in Salt Lake City, Utah  
March 19, 1988 – (3) Michigan 108, (6) Florida 85

\*Vacated by NCAA

### 1988-89

NCAA Midwest First Round at Reunion Arena in Dallas, Texas  
March 17, 1989 – (10) Colorado State 68, (7) Florida 46

### 1993-94

NCAA East First Round at Nassau Coliseum in Long Island, N.Y.  
March 17, 1994 – (3) Florida 64, (14) James Madison 62  
NCAA East Second Round at Nassau Coliseum in Long Island, N.Y.  
March 19, 1994 – (3) Florida 70, (11) Penn 58  
NCAA East Regional Semifinal at Miami Arena in Miami, Fla.  
March 25, 1994 – (3) Florida 69, (2) Connecticut 60 (OT)  
NCAA East Regional Final at Miami Arena in Miami, Fla.  
March 27, 1994 – (3) Florida 74, (9) Boston College 66  
NCAA Tournament Final Four at Charlotte Coliseum in Charlotte, N.C.  
April 2, 1994 – (2) Duke 70, (3) Florida 65

### 1994-95

NCAA East First Round at Tallahassee Leon County Civic Center in Tallahassee, Fla.  
March 17, 1995 – (7) Iowa State 64, (10) Florida 61

### 1998-99

NCAA West First Round at Key Arena in Seattle, Wash.  
March 11, 1999 – (6) Florida 75, (11) Penn 61  
NCAA West Second Round at Key Arena in Seattle, Wash.  
March 13, 1999 – (6) Florida 82, (14) Weber State 74 (OT)  
NCAA West Regional Semifinal at America West Arena in Phoenix, Ariz.  
March 18, 1999 – (10) Gonzaga 73, (6) Florida 72

### 1999-2000

NCAA East First Round at LJVM Coliseum in Winston Salem, N.C.  
March 17, 2000 – (5) Florida 69, (12) Butler 68 (OT)  
NCAA East Second Round at LJVM Coliseum in Winston Salem, N.C.  
March 19, 2000 – (5) Florida 93, (4) Illinois 76  
NCAA East Regional Semifinal at Carrier Dome in Syracuse, N.Y.  
March 24, 2000 – (5) Florida 87, (1) Duke 78  
NCAA East Regional Final at Carrier Dome in Syracuse, N.Y.  
March 26, 2000 – (5) Florida 77, (3) Oklahoma State 65  
NCAA Semifinal at RCA Dome in Indianapolis, Ind.  
April 1, 2000 – (5) Florida 71, (8) North Carolina 59  
NCAA Championship at RCA Dome in Indianapolis, Ind.  
April 3, 2000 – (1) Michigan State 89, (5) Florida 76

### 2000-01

NCAA South First Round at Louisiana Superdome in New Orleans, La.  
March 16, 2001 – (3) Florida 69, (14) Western Kentucky 56  
NCAA South Second Round at Louisiana Superdome in New Orleans, La.  
March 18, 2001 – (11) Temple 75, (3) Florida 54

### 2001-02

NCAA Midwest First Round at United Center in Chicago, Ill.  
March 15, 2002 – (12) Creighton 83, (5) Florida 82 (20T)

### 2002-03

NCAA South First Round at St. Pete Times Forum in Tampa, Fla.  
March 21, 2003 – (2) Florida 85, (15) Sam Houston State 55  
NCAA South Second Round at St. Pete Times Forum in Tampa, Fla.  
March 23, 2003 – (7) Michigan State 68, (2) Florida 46

### 2003-04

NCAA East Rutherford First Round at RBC Center, Raleigh, N.C.  
March 18, 2004 – (12) Manhattan 75, (5) Florida 60

### 2004-05

NCAA Syracuse First Round at Gaylord Entertainment Center, Nashville, Tenn.  
March 18, 2005 – (4) Florida 67, (13) Ohio 62  
NCAA Syracuse Second Round at Gaylord Entertainment Center, Nashville, Tenn.  
March 20, 2005 – (5) Villanova 76, (4) Florida 65

### 2005-06

NCAA Minneapolis First Round at Veterans Memorial Arena, Jacksonville, Fla.  
March 16, 2006 – (3) Florida 76, (14) South Alabama 50  
NCAA Minneapolis Second Round at Veterans Memorial Arena, Jacksonville, Fla.  
March 18, 2006 – (3) Florida 82, (11) Wisconsin-Milwaukee 60  
NCAA Minneapolis Regional Semifinal at Metrodome in Minneapolis, Minn.  
March 24, 2006 – (3) Florida 57, (7) Georgetown 53  
NCAA Minneapolis Regional Final at Metrodome in Minneapolis, Minn.  
March 26, 2006 – (3) Florida 75, (1) Villanova 62  
NCAA Semifinal at RCA Dome in Indianapolis, Ind.  
April 1, 2006 – (3) Florida 73, (11) George Mason 58  
NCAA Championship at RCA Dome in Indianapolis, Ind.  
April 3, 2006 – (3) Florida 73, (2) UCLA 57

### 2006-07

NCAA Midwest First Round at New Orleans Arena, New Orleans, La.  
March 16, 2007 – (1) Florida 112, (16) Jackson State 69  
NCAA Midwest Second Round at New Orleans Arena, New Orleans, La.  
March 18, 2007 – (1) Florida 74, (9) Purdue 67  
NCAA Midwest Regional Semifinal at Edward Jones Dome, St. Louis, Mo.  
March 23, 2007 – (1) Florida 65, (5) Butler 57  
NCAA Midwest Regional Final at Edward Jones Dome, St. Louis, Mo.  
March 25, 2007 – (1) Florida 85, (3) Oregon 77  
NCAA Semifinal at the Georgia Dome in Atlanta, Ga.  
March 31, 2007 – (1) Florida 76, (2) UCLA 66  
NCAA Championship at the Georgia Dome in Atlanta, Ga.  
April 2, 2007 – (1) Florida 84, (1) Ohio State 75

### 2009-10

NCAA West First Round at Ford Center, Oklahoma City, Okla.  
March 18, 2010 – (7) Brigham Young 99, (10) Florida 92 (20T)

### 2010-11

NCAA Southeast First Round at St. Pete Times-Forum, Tampa, Fla.  
March 17, 2011 – (2) Florida 79, (15) UC Santa Barbara 51  
NCAA Southeast Second Round at St. Pete Times-Forum, Tampa, Fla.  
March 19, 2011 – (2) Florida 73, (7) UCLA 65  
NCAA Southeast Regional Semifinal at New Orleans Arena, New Orleans, La.  
March 24, 2011 – (2) Florida 83, (3) Brigham Young 74 (OT)  
NCAA Southeast Regional Final at New Orleans Arena, New Orleans, La.  
March 26, 2011 – (8) Butler 74, (2) Florida 71 (OT)

### 2011-12

NCAA West First Round at CenturyLink Center, Omaha, Neb.  
March 16, 2012 – (7) Florida 71, (10) Virginia 45  
NCAA West Second Round at CenturyLink Center, Omaha, Neb.  
March 18, 2012 – (7) Florida 84, (15) Norfolk State 50  
NCAA West Regional Semifinal at US Airways Center, Phoenix, Ariz.  
March 22, 2012 – (7) Florida 68, (3) Marquette 58  
NCAA West Regional Final at US Airways Center, Phoenix, Ariz.  
March 24, 2012 – (4) Louisville 72, (7) Florida 68

### 2012-13

NCAA South First Round at Erwin Center, Austin, Texas  
March 22, 2013 – (3) Florida 79, (14) Northwestern State 47  
NCAA South Second Round at Erwin Center, Austin, Texas  
March 24, 2013 – (3) Florida 78, (11) Minnesota 64  
NCAA South Regional Semifinal at Cowboys Stadium, Arlington, Texas  
March 29, 2013 – (3) Florida 62, (15) Florida Gulf Coast 50  
NCAA South Regional Final at Cowboys Stadium, Arlington, Texas  
March 31, 2013 – (4) Michigan 79, (3) Florida 59

### 2013-14

NCAA South First Round at Amway Center, Orlando, Fla.  
March 20, 2014 – (1) Florida 67, (16) Albany 55  
NCAA South Second Round at Amway Center, Orlando, Fla.  
March 22, 2014 – (1) Florida 61, (9) Pittsburgh 45  
NCAA South Regional Semifinal at FedExForum, Memphis, Tenn.  
March 27, 2014 – (1) Florida 79, (4) UCLA 68  
NCAA South Regional Final at FedExForum, Memphis, Tenn.  
March 29, 2014 – (1) Florida 62, (11) Dayton 52  
NCAA Semifinal at AT&T Stadium, Arlington, Texas  
April 5, 2014 – (7) Connecticut 63, (1) Florida 53

### 2016-17

NCAA East First Round at Amway Center, Orlando, Fla.  
March 16, 2017 – (4) Florida 80, (13) East Tennessee State 65  
NCAA East Second Round at Amway Center, Orlando, Fla.  
March 18, 2017 – (4) Florida 65, (5) Virginia 39  
NCAA East Regional Semifinal at Madison Square Garden, New York  
March 24, 2017 – (4) Florida 84, (8) Wisconsin 83 (OT)  
NCAA East Regional Final at Madison Square Garden, New York  
March 26, 2017 – (7) South Carolina 77, (4) Florida 70

### 2017-18

NCAA East First Round at American Airlines Center, Dallas, Texas  
March 15, 2018 – (6) Florida 77, (11) St. Bonaventure 62  
NCAA East Second Round at American Airlines Center, Dallas, Texas  
March 17, 2018 – (3) Texas Tech 69, (6) Florida 66

### NCAA Record By Seed

Seed	Record	Times Seeded	Best Finish
1	10-1	2	NCAA Champion
2	4-2	2	Regional Final
3	14-3	4	NCAA Champion
4	4-2	2	Regional Final
5	5-3	3	NCAA Runner Up
6	3-2	2	Regional Semifinal
7	3-2	2	Regional Final
10	0-2	2	Round of 64

### NCAA Record vs. Seed

Seed	Record	Seed	Record
1	3-1	9	3-0
2	3-1	10	1-2
3	4-1	11	7-1
4	2-2	12	1-2
5	2-1	13	2-0
6	-	14	5-0
7	2-4	15	4-0
8	2-1	16	2-0

# NCAA TOURNAMENT RECORDS

## Florida Individual (Game)

**Points:** 35, KeVaughn Allen, March 24, 2017 vs. Wisconsin  
**Rebounds:** 17, 2x, last by Alex Tyus, March 24, 2011 vs. BYU  
**Assists:** 12, Taurean Green, March 16, 2007 vs. Jackson State  
**Field Goals Made:** 11, Vernon Macklin, March 26, 2011 vs. Butler  
**Field Goals Attempted:** 24, KeVaughn Allen, March 24, 2017 vs. Wisconsin  
**Free Throws Made:** 13, Joakim Noah, March 26, 2006 vs. Villanova  
**Free Throws Attempted:** 15, 2x, last by Joakim Noah, March 26, 2006 vs. Villanova  
**3-Pt. Made:** 7, Lee Humphrey, March 25, 2007 vs. Oregon  
**3-Pt. Attempted:** 13, 3x, last by Kenny Boynton, March 24, 2011 vs. BYU  
**Steals:** 6, Kevarius Hayes, March 16, 2017 vs. ETSU  
**Turnovers:** 7, 2x, last by Erving Walker, March 18, 2010 vs. BYU  
**Blocks:** 6, Joakim Noah, April 3, 2006 vs. UCLA  
**Minutes:** 47, Brett Nelson, March 15, 2002 vs. Creighton  
**FG Pct. (Min. 5 Att.):** 1.000, 3x, last by Patric Young, March 16, 2012 vs. Virginia (6-6)

## Florida Individual (Tournament)

**Games:** 6, many players in 2000, 2006 & 2007  
**Points:** 97, Joakim Noah, 2006, 6 games  
**Rebounds:** 68, Al Horford, 2007, 6 games  
**Assists:** 27, Taurean Green, 2007, 6 games  
**Field Goals Made:** 33, 2x, last by Joakim Noah, 2006, 6 games  
**Field Goals Attempted:** 65, Dan Cross, 1994, 5 games  
**Free Throws Made:** 31, 2x, last by Corey Brewer, 2007, 6 games  
**Free Throws Attempted:** 38, Corey Brewer, 2007, 6 games  
**3-Pt. Made:** 23, Lee Humphrey, 2007, 6 games  
**3-Pt. Attempted:** 49, Lee Humphrey, 2007, 6 games  
**Turnovers:** 22, Taurean Green, 2007, 6 games  
**Steals:** 12, Dan Cross, 1994, 5 games  
**Blocks:** 29, Joakim Noah, 2006, 6 games  
**Minutes:** 219, Taurean Green, 2007, 6 games  
**FG Pct. (Min. 10 Att.):** .846, Chris Richard (22-of-26), 2007, 6 games

## Florida Individual (Career)

**Games:** 17, Scottie Wilbekin and Patric Young  
**Points:** 198, Corey Brewer, 14 games  
**Rebounds:** 137, Al Horford, 14 games  
**Assists:** 52, Taurean Green, 14 games  
**Field Goals Made:** 62, Corey Brewer, 14 games  
**Field Goals Attempted:** 134, Corey Brewer, 14 games  
**Free Throws Made:** 60, Joakim Noah (13 games) and Taurean Green (14 games)  
**Free Throws Attempted:** 78, Joakim Noah, 13 games  
**3-Pt. Made:** 47, Lee Humphrey, 15 games  
**3-Pt. Attempted:** 101, Lee Humphrey, 15 games  
**Steals:** 22, Brett Nelson, 11 games  
**Blocks:** 41, Joakim Noah, 13 games  
**Minutes:** 476, Taurean Green, 14 games  
**Pts. Avg. (3-game min):** 14.8, David Lee, 6 games  
**Reb. Avg. (3-game min):** 9.8, Al Horford, 14 games  
**FG Pct. (Min 20 attempts):** .782, Dwayne Davis (18-of-23), 3 games

## Florida Team (Game)

**Points:** 112, vs. Jackson St., March 16, 2007  
**Rebounds:** 62, vs. Jackson St., March 16, 2007  
**Assists:** 27, vs. Jackson St., March 16, 2007  
**Field Goals Made:** 43, vs. Jackson St., March 16, 2007  
**Field Goals Attempted:** 78, vs. BYU, March 18, 2010  
**Free Throws Made:** 32, vs. Illinois, March 19, 2000  
**Free Throws Attempted:** 43, vs. Oregon, March 25, 2007  
**3-Pt. Made:** 13, vs. Sam Houston State, March 21, 2003  
**3-Pt. Attempted:** 34, vs. BYU, March 24, 2011  
**Steals:** 15, vs. Weber St., March 13, 1999  
**Turnovers:** 22, vs. Oklahoma State, March 26, 2000  
**Blocks:** 10, vs. UCLA, April 3, 2006  
**FG Pct.:** .589 (43-of-73), vs. Jackson St., March 16, 2007  
**Fewest Points Allowed:** 39, vs. Virginia, March 18, 2017  
**Worst FG Pct.:** .372 (16-of-43), vs. Michigan State, March 23, 2003

## Florida Team (Tournament)

**Games:** 6, 3x, 2000, 2006 and 2007 Tournaments  
**Points:** 496, 2007 Tournament, 6 games  
**Rebounds:** 240, 2007 Tournament, 6 games  
**Assists:** 88, 2006 Tournament, 6 games  
**Field Goals Made:** 161, 2000 Tournament, 6 games  
**Field Goals Attempted:** 362, 2000 Tournament, 6 games  
**3-Pt. Made:** 53, 2007 Tournament, 6 games  
**3-Pt. Attempted:** 129, 2007 Tournament, 6 games  
**Turnovers:** 92, 2000 Tournament, 6 games  
**Steals:** 45, 1994 Tournament, 5 games  
**Blocks:** 44, 2006 Tournament, 6 games  
**FG Pct. (2 games min):** .522 (154-of-295), 2007 Tournament, 6 games  
**Worst FG Pct. (2 games min):** .387 (41-of-106), 2005 Tournament, 2 games

## Opponent Individual (Game)

**Points:** 39, Glenn Rice, Michigan, March 19, 1988  
**Rebounds:** 16, Chris Marcus, Western Kentucky, March 16, 2001  
**Assists:** 11, Gary Grant, Michigan, March 19, 1988  
**Field Goals Made:** 16, Glenn Rice, Michigan, March 19, 1988  
**Field Goals Attempted:** 29, Jimmer Fredette, BYU, March 24, 2011  
**Free Throws Made:** 11, Jason Fraser, Villanova, March 20, 2005  
**Free Throws Attempted:** 17, Jason Fraser, Villanova, March 20, 2005  
**3-Pt. Made:** 8, Terrell Taylor, Creighton, March 15, 2002  
**3-Pt. Attempted:** 16, Matt Maloney, Pennsylvania, March 19, 1994  
**Turnovers:** 9, Brett Comer, Florida Gulf Coast, March 29, 2013  
**Steals:** 5, 2x, last by Mitch McGary, Michigan, March 31, 2013  
**Blocks:** 4, 3x last by Tyler Honeycutt, UCLA, March 19, 2011  
**Minutes:** 46, Jimmer Fredette, BYU, March 18, 2010

## Opponent Team (Game)

**Points:** 108, Michigan, March 19, 1988  
**Rebounds:** 48, Creighton, March 15, 2002  
**Assists:** 30, Michigan, March 19, 1988  
**Field Goals Made:** 44, Michigan, March 19, 1988  
**Field Goals Attempted:** 73, Villanova, March 26, 2006  
**Free Throws Made:** 25, 2x, last by BYU, March 18, 2010  
**Free Throws Attempted:** 35, Villanova, March 20, 2005  
**3-Pt. Made:** 14, Pennsylvania, March 11, 1999  
**3-Pt. Attempted:** 37, 2x, last by BYU, March 24, 2011  
**Turnovers:** 23, Connecticut, March 25, 1994  
**Steals:** 13, 2x, last by Michigan, March 31, 2013  
**Blocks:** 10, Connecticut, March 25, 1994  
**FG Pct.:** .647, Michigan (44-of-68), March 19, 1988  
**Worst FG Pct.:** .247, Villanova (18-of-73), March 26, 2006

## Career Leaders

**Points:**  
 198, Corey Brewer, 2005-07 (14 games)  
 175, Kenny Boynton, 2010-13 (13 games)  
 166, Joakim Noah, 2005-07 (13 games)  
 164, Taurean Green, 2005-07 (14 games)  
 159, Lee Humphrey, 2004-07 (15 games)  
 157, Udonis Haslem, 1999-2002 (14 games)

### Rebounds:

137, Al Horford, 2005-07 (14 games)  
 116, Joakim Noah, 2005-07 (13 games)  
 102, Patric Young, 2011-14 (17 games)  
 68, Mike Miller, 1999-2000 (9 games)  
 67, Corey Brewer, 2005-07 (14 games)  
 60, Udonis Haslem, 1999-2002 (12 games)

### Assists:

52, Taurean Green, 2005-07 (14 games)  
 43, Scottie Wilbekin, 2011-14 (17 games)  
 36, Erving Walker, 2009-12 (9 games)  
 35, Kenny Boynton, 2010-13 (13 games)  
 35, Brett Nelson, 2000-03 (11 games)  
 31, Chris Chiozza, 2014-18 (6 games)  
 30, Chandler Parsons, 2010-11 (5 games)  
 30, Al Horford, 2005-07 (14 games)



## 2019 NCAA Tournament

**Dates:** March 19-April 8

**First Four Venue:** UD Arena, Dayton, Ohio

**1st- and 2nd-Round Thursday-Saturday (March 21/23):**

XL Center, Hartford, Connecticut  
 Wells Fargo Arena, Des Moines, Iowa  
 Jacksonville Veterans Memorial Arena, Jacksonville, Florida  
 Vivint Smart Home Arena, Salt Lake City, Utah

**1st- and 2nd-Round Friday-Sunday (March 22/24):**

Colonial Life Arena, Columbia, South Carolina  
 Nationwide Center, Columbus, Ohio  
 BOK Center, Tulsa, Oklahoma  
 KeyArena, Seattle, Washington

**Regional Thursday-Saturday (March 28/30):**

**West:** Honda Center, Anaheim, California  
**South:** KFC Yum! Center, Louisville, Kentucky

**Regional Friday-Sunday (March 29/31):**

**East:** Capital One Arena, Washington, D.C.  
**Midwest:** Sprint Center, Kansas City, Missouri

**Final Four Venue:**

U.S. Bank Stadium, Minneapolis, Minnesota

# NCAA TOURNAMENT BOX SCORES

## (6) Florida 82, (11) NC State 70\*

March 13, 1987 • Carrier Dome • Syracuse, N.Y. • First Round

NC State		tot-fg	3-pt	rebounds																	
#	Player	fg	fga	fg	fga	ft	fta	of	de	tot	pf	tp	a	to	blk	s	min				
23	Bolton, Bennie	F	7	14	4	7	2	3	0	4	4	3	20	2	3	0	1	37			
52	Brown, Chucky	F	3	5	0	0	3	4	1	4	5	1	9	0	1	0	0	29			
33	Shackleford, Charles	C	6	10	0	0	0	2	1	7	8	1	12	3	3	1	2	32			
14	Del Negro, Vinny	G	6	14	0	3	0	0	1	3	4	5	12	4	1	0	0	36			
35	Jackson, Quentin	G	3	6	1	3	2	2	1	4	5	2	5	9	1	0	1	34			
11	Weems, Kelsey		1	2	0	0	0	0	1	1	2	2	2	0	0	0	1	7			
21	Kennedy, Andy		1	1	0	0	0	0	0	0	0	2	2	0	1	0	0	3			
22	Howard, Brian		1	2	0	0	0	0	0	0	0	2	2	0	0	0	0	1			
32	Lester, Avie		0	0	0	0	0	0	0	0	3	0	0	0	0	0	0	3			
34	Lambiotte, Walker		1	2	0	1	0	0	0	0	0	2	2	0	0	0	0	6			
41	Giomi, Mike		0	3	0	0	0	0	2	3	5	1	0	1	0	0	1	12			
TEAM								2													
<b>Totals</b>		<b>29</b>	<b>59</b>	<b>5</b>	<b>14</b>	<b>7</b>	<b>11</b>	<b>6</b>	<b>26</b>	<b>34</b>	<b>24</b>	<b>70</b>	<b>15</b>	<b>10</b>	<b>1</b>	<b>6</b>	<b>200</b>				

TOTAL FG%	1st Half: 13-28 46.4%	2nd Half: 16-31 51.6%	Game: 49.2%	DEADBALL
3-Pt. FG%	1st Half: 2-7 28.6%	2nd Half: 3-7 42.9%	Game: 35.7%	REBOUNDS
F Throw %	1st Half: 2-4 50.0%	2nd Half: 5-7 71.4%	Game: 63.6%	0

Florida		tot-fg	3-pt	rebounds																	
#	Player	fg	fga	fg	fga	ft	fta	of	de	tot	pf	tp	a	to	blk	s	min				
03	Lawrence, Pat	F	2	3	1	2	0	0	1	3	4	4	5	1	0	0	0	17			
04	Lawrence, Joe	F	3	5	2	4	0	0	0	1	1	3	8	2	1	0	0	32			
33	Schintzius, Dwayne	C	4	12	0	0	1	1	0	4	4	2	9	4	3	0	32				
05	Moten, Andrew	G	5	8	2	3	7	7	1	6	7	0	19	3	2	0	0	32			
11	Maxwell, Vernon	G	6	16	2	4	14	21	3	4	7	2	28	1	1	0	2	37			
00	Montgomery, Ronnie		0	2	0	1	0	0	0	1	0	0	0	0	0	0	0	10			
21	McClary, Kenny		4	5	0	0	1	1	2	3	3	8	1	0	0	0	9				
22	Capers, Chris		1	2	0	0	2	2	0	3	2	4	1	0	1	1	20				
23	Lett, Clifford		0	1	0	0	1	2	2	2	4	2	1	0	0	0	1	11			
TEAM								3													
<b>Totals</b>		<b>25</b>	<b>54</b>	<b>7</b>	<b>14</b>	<b>25</b>	<b>34</b>	<b>8</b>	<b>26</b>	<b>37</b>	<b>18</b>	<b>82</b>	<b>12</b>	<b>8</b>	<b>4</b>	<b>4</b>	<b>200</b>				

TOTAL FG%	1st Half: 13-28 46.4%	2nd Half: 12-26 46.2%	Game: 46.3%	DEADBALL
3-Pt. FG%	1st Half: 4-7 57.1%	2nd Half: 3-7 42.9%	Game: 50.0%	REBOUNDS
F Throw %	1st Half: 3-5 60.0%	2nd Half: 2-2 100.0%	Game: 73.5%	1

Technical fouls: N.C. State-Shackleford, Charles. Florida-None.  
Attendance: 14072

Score by Periods	1st	2nd	Final
NC State	30	40	70
Florida	33	49	82

\*Vacated by NCAA

## (6) Florida 85, (3) Purdue 66\*

March 15, 1987 • Carrier Dome • Syracuse, N.Y. • Second Round

Florida		tot-fg	3-pt	rebounds																	
#	Player	fg	fga	fg	fga	ft	fta	of	de	tot	pf	tp	a	to	blk	s	min				
04	Lawrence, Joe	F	3	6	1	4	0	0	1	3	4	1	7	3	0	0	0	24			
22	Capers, Chris	F	1	2	0	0	2	2	0	2	3	4	1	1	0	0	0	16			
33	Schintzius, Dwayne	C	7	10	0	0	7	8	0	4	4	2	6	0	1	0	29	21			
05	Moten, Andrew	G	1	7	1	4	2	2	0	3	3	0	5	5	2	0	2	24			
11	Maxwell, Vernon	G	9	20	3	4	3	5	0	5	5	4	24	4	3	0	1	37			
00	Montgomery, Ronnie		2	2	0	0	0	0	1	1	2	4	4	2	0	1	18				
03	Lawrence, Pat		2	3	1	2	0	0	0	0	0	1	5	1	0	0	9				
21	McClary, Kenny		1	2	0	0	0	0	1	3	4	2	2	2	3	0	0	11			
23	Lett, Clifford		0	2	0	1	0	0	0	0	0	0	0	0	0	0	0	8			
34	Jones, Melven		6	6	0	0	1	2	2	4	6	0	13	0	0	0	2	24			
TEAM								8													
<b>Totals</b>		<b>32</b>	<b>60</b>	<b>6</b>	<b>15</b>	<b>15</b>	<b>19</b>	<b>6</b>	<b>23</b>	<b>37</b>	<b>15</b>	<b>85</b>	<b>26</b>	<b>11</b>	<b>1</b>	<b>6</b>	<b>200</b>				

TOTAL FG%	1st Half: 14-33 42.4%	2nd Half: 18-27 66.7%	Game: 53.3%	DEADBALL
3-Pt. FG%	1st Half: 3-8 37.5%	2nd Half: 3-7 42.9%	Game: 40.0%	REBOUNDS
F Throw %	1st Half: 0-0 0.0%	2nd Half: 15-19 78.9%	Game: 78.9%	0

Purdue		tot-fg	3-pt	rebounds																	
#	Player	fg	fga	fg	fga	ft	fta	of	de	tot	pf	tp	a	to	blk	s	min				
20	Lee, Doug	F	2	9	0	4	0	1	1	3	4	4	4	2	0	1	39				
33	Mitchell, Todd	F	7	13	0	1	0	0	5	2	7	5	14	1	2	0	0	31			
35	McCants, Melvin	C	4	6	0	0	0	0	1	1	5	8	0	2	2	0	25				
21	Stephens, Everette	G	5	11	4	9	1	2	0	2	2	2	15	10	3	1	31				
23	Lewis, Troy	G	7	18	1	7	0	0	3	2	5	2	15	3	3	0	3	40			
12	Fisher, Tim		0	0	0	0	0	0	0	0	0	0	0	0	0	0	3				
25	Jones, Tony		0	0	0	0	0	0	0	0	0	0	0	0	0	0	6				
30	Jones, Kip		1	1	0	0	0	2	0	2	2	2	1	0	0	0	10				
43	Arnold, Jeff		1	1	0	0	4	6	0	2	2	1	6	0	0	0	11				
55	Scheffer, Stephen		1	1	0	0	0	0	1	1	0	2	0	0	0	0	4				
TEAM								7													
<b>Totals</b>		<b>28</b>	<b>60</b>	<b>5</b>	<b>21</b>	<b>5</b>	<b>11</b>	<b>9</b>	<b>15</b>	<b>31</b>	<b>21</b>	<b>66</b>	<b>19</b>	<b>13</b>	<b>3</b>	<b>7</b>	<b>200</b>				

TOTAL FG%	1st Half: 12-25 48.0%	2nd Half: 16-35 45.7%	Game: 46.7%	DEADBALL
3-Pt. FG%	1st Half: 2-7 28.6%	2nd Half: 3-14 21.4%	Game: 23.8%	REBOUNDS
F Throw %	1st Half: 3-5 60.0%	2nd Half: 2-5 40.0%	Game: 45.5%	2

Technical fouls: Purdue-None. Florida-None.  
Attendance: 19990

Score by Periods	1st	2nd	Final
Florida	31	54	85
Purdue	29	37	66

\*Vacated by NCAA

## (2) Syracuse 87, (6) Florida 81\*

March 19, 1987 • Meadowlands Arena • East Rutherford, N.J. • Regional Semifinals

Florida		tot-fg	3-pt	rebounds																	
#	Player	fg	fga	fg	fga	ft	fta	of	de	tot	pf	tp	a	to	blk	s	min				
04	Lawrence, Joe	F	1	2	1	2	0	0	0	0	0	3	0	0	0	0	14				
34	Jones, Melven	F	0	3	0	0	0	1	1	2	1	0	2	0	0	1	15				
33	Schintzius, Dwayne	C	3	10	0	0	0	0	2	9	11	5	6	3	2	3	29				
05	Moten, Andrew	G	7	18	1	7	3	4	2	0	2	3	18	2	1	0	4	35			
11	Maxwell, Vernon	G	11	23	3	6	0	0	3	1	4	1	25	0	4	0	1	35			
00	Montgomery, Ronnie		0	0	0	0	0	0	0	0	0	0	2	0	1	0	10				
03	Lawrence, Pat		5	9	4	6	0	0	4	0	4	3	14	3	0	0	1	25			
21																					



# NCAA TOURNAMENT BOX SCORES

## (3) Michigan 108, (6) Florida 85\*

March 19, 1988 • Huntsman Center • Salt Lake City, Utah • Second Round

Florida		tot-fg	3-pt	rebounds		pf		tp		a to blk		s min							
##	Player	fg	fga	ft	fta	of	de	tot	pf	tp	a	to	blk	s	min				
03	Lawrence, Pat	F	2	3	0	0	1	0	0	0	4	2	0	0	20				
32	Chatman, Livingston	F	3	10	0	0	1	2	0	2	2	1	7	3	2	0	34		
33	Schintzius, Dwayne	C	8	18	0	1	2	4	5	9	3	17	2	1	1	0	36		
00	Montgomery, Ronnie	G	1	2	0	1	0	1	3	4	3	2	6	3	0	0	20		
11	Maxwell, Vernon	G	8	16	3	6	4	7	0	0	2	23	10	1	0	0	38		
13	Jenkins, Wyndell		0	1	0	1	0	0	1	1	1	0	0	1	0	0	5		
23	Lett, Clifford		3	6	0	2	5	8	2	0	2	3	11	1	1	1	20		
50	Davis, Dwayne		8	10	0	0	5	8	2	5	7	2	21	1	0	2	0	26	
52	Gurley, Bill		0	1	0	0	0	0	0	0	0	0	0	0	0	0	1		
TEAM																			
<b>Totals</b>		<b>33</b>	<b>67</b>	<b>3</b>	<b>12</b>	<b>16</b>	<b>30</b>	<b>9</b>	<b>17</b>	<b>26</b>	<b>15</b>	<b>85</b>	<b>25</b>	<b>9</b>	<b>4</b>	<b>4</b>	<b>200</b>		
TOTAL FG%		1st Half: 44.1%		2nd Half: N/A		Game: 49.3%		DEADB		BALL									
3-Pt. FG%		1st Half: 25.0%		2nd Half: N/A		Game: 25.0%		REBOUNDS											
F Throw %		1st Half: 66.7%		2nd Half: N/A		Game: 53.3%													

Michigan		tot-fg	3-pt	rebounds		pf		tp		a to blk		s min							
##	Player	fg	fga	ft	fta	of	de	tot	pf	tp	a	to	blk	s	min				
	Rice, Glen	F	16	24	3	3	4	4	1	4	5	3	39	5	0	1	2	36	
	Mills, Terry	F	7	11	0	0	2	2	2	7	9	1	16	2	0	1	0	29	
	Vaught, Loy	C	9	11	0	0	4	4	5	10	15	3	22	1	2	0	0	28	
	Robinson, Rumeal	G	3	4	0	0	2	4	0	1	1	5	8	7	3	0	2	24	
	Grant, Gary	G	7	11	2	3	3	5	0	3	3	3	19	11	3	0	1	34	
	Griffin, Michael		0	1	0	0	0	0	2	2	4	3	0	2	2	0	0	19	
	Taylor, Kirk		0	1	0	0	0	0	1	1	2	1	0	1	0	0	0	3	
	Stoyko, Steve		0	0	0	0	0	0	0	0	0	0	0	0	0	0	0	3	
	Oosterban, John		0	0	0	0	0	0	1	1	2	0	1	0	0	0	0	6	
	Hughes, Mark		2	5	0	0	0	0	1	1	3	4	0	1	0	0	0	18	
TEAM																			
<b>Totals</b>		<b>44</b>	<b>68</b>	<b>5</b>	<b>6</b>	<b>15</b>	<b>19</b>	<b>11</b>	<b>31</b>	<b>42</b>	<b>24</b>	<b>108</b>	<b>30</b>	<b>11</b>	<b>2</b>	<b>5</b>	<b>200</b>		
TOTAL FG%		1st Half: 68.4%		2nd Half: N/A		Game: 49.3%		DEADB		BALL									
3-Pt. FG%		1st Half: 66.7%		2nd Half: N/A		Game: 25.0%		REBOUNDS											
F Throw %		1st Half: 0.0%		2nd Half: N/A		Game: 53.3%													

Technical fouls: Michigan-None. Florida-None.  
Attendance: 13777

Score by Periods	1st	2nd	Final
Florida	35	50	85
Michigan	54	54	108

## (10) Colorado State 68, (7) Florida 46

March 17, 1989 • Reunion Arena • Dallas, Texas • First Round

Colorado State		tot-fg	3-pt	rebounds		pf		tp		a to blk		s min							
##	Player	fg	fga	ft	fta	of	de	tot	pf	tp	a	to	blk	s	min				
	Durham, Pat	F	7	13	0	0	2	4	0	4	4	1	16	1	4	2	1	37	
	Anderson, Andy	F	3	4	1	2	2	2	1	1	2	1	9	3	4	0	1	34	
	Friedhof, Eric	C	1	4	0	0	1	5	1	1	2	3	3	5	0	1	2	32	
	Tribelhorn, Joel	G	7	12	4	6	2	2	1	0	1	0	20	2	2	0	3	35	
	Shippen, Trent	G	2	3	2	2	2	2	0	4	4	0	8	3	0	0	0	28	
	Michael, Matt		0	0	0	0	0	0	0	0	0	0	0	1	0	0	0	2	
	Tryon, Lynn		1	4	0	1	0	1	2	2	4	2	2	1	1	0	1	15	
	Molyneux, Dwayne		0	0	0	0	1	0	0	0	0	0	0	1	1	0	0	2	
	Hines, Jamie		0	1	0	0	2	2	0	1	1	0	2	0	0	0	0	2	
	Larson, Doug		1	1	0	0	0	0	1	0	1	0	2	0	0	0	0	1	
	Sharp, Matt		1	1	0	0	0	0	1	3	4	2	2	0	0	0	0	11	
	Manna, Wagner		1	1	0	0	2	2	0	1	1	1	0	0	0	0	1	4	
TEAM																			
<b>Totals</b>		<b>24</b>	<b>44</b>	<b>7</b>	<b>11</b>	<b>13</b>	<b>21</b>	<b>7</b>	<b>19</b>	<b>26</b>	<b>10</b>	<b>68</b>	<b>16</b>	<b>12</b>	<b>4</b>	<b>8</b>	<b>200</b>		
TOTAL FG%		1st Half: 57.1%		2nd Half: N/A		Game: 54.5%		DEADB		BALL									
3-Pt. FG%		1st Half: 57.1%		2nd Half: N/A		Game: 63.6%		REBOUNDS											
F Throw %		1st Half: 60.0%		2nd Half: N/A		Game: 61.9%													

Score by Periods	1st	2nd	Final
Colorado State	31	37	68
Florida	22	24	46

Florida		tot-fg	3-pt	rebounds		pf		tp		a to blk		s min							
##	Player	fg	fga	ft	fta	of	de	tot	pf	tp	a	to	blk	s	min				
	Chatman, Livingston	F	4	12	0	1	0	0	3	4	7	2	8	2	4	0	1	36	
	Kerr, Michael	F	1	4	0	1	0	0	1	1	2	4	2	0	1	0	0	11	
	Schintzius, Dwayne	C	7	13	0	0	0	0	1	7	8	3	14	3	6	1	1	36	
	Garcia, Renaldo	G	2	4	0	1	0	0	1	0	1	2	4	3	2	0	0	26	
	Lett, Clifford	G	1	7	1	5	0	0	1	1	2	2	3	4	3	0	1	34	
	Ramirez, Mike		0	1	0	1	0	0	0	0	0	0	0	0	1	0	0	2	
	Turner, Tim		0	0	0	0	0	0	0	0	0	1	0	0	0	0	0	2	
	Hogan, Brian		1	4	0	3	0	0	1	1	2	2	2	2	0	0	2	18	
	McKinnon, Kelly		1	4	0	1	2	2	0	0	0	1	4	0	0	0	0	5	
	Davis, Dwayne		4	5	0	0	1	2	3	3	6	3	9	0	1	1	2	30	
TEAM																			
<b>Totals</b>		<b>21</b>	<b>54</b>	<b>1</b>	<b>13</b>	<b>3</b>	<b>4</b>	<b>12</b>	<b>19</b>	<b>31</b>	<b>20</b>	<b>14</b>	<b>18</b>	<b>2</b>	<b>7</b>	<b>200</b>	<b>46</b>		
TOTAL FG%		1st Half: 40.0%		2nd Half: N/A		Game: 38.9%		DEADB		BALL									
3-Pt. FG%		1st Half: 25.0%		2nd Half: N/A		Game: 7.7%		REBOUNDS											
F Throw %		1st Half: 50.0%		2nd Half: N/A		Game: 75.0%													

Score by Periods	1st	2nd	Final
Colorado State	31	37	68
Florida	22	24	46

Technical fouls: Colorado State-None. Florida-None.  
Attendance: 8711

Score by Periods	1st	2nd	Final
Colorado State	31	37	68
Florida	22	24	46

## (3) Florida 64, (14) James Madison 62

March 17, 1994 • Nassau Coliseum • Uniondale, N.Y. • First Round

James Madison		tot-fg	3-pt	rebounds		pf		tp		a to blk		s min							
##	Player	fg	fga	ft	fta	of	de	tot	pf	tp	a	to	blk	s	min				
03	Rowe, Louis	F	0	4	0	1	3	8	1	6	7	4	3	3	2	1	0	26	
52	Ritter, Clayton	F	12	19	1	3	2	2	0	2	2	3	27	1	2	1	1	25	
04	Robinson, Kareem	C	0	0	0	0	0	0	1	1	4	0	0	1	0	1	15		
23	Culuko, Kent	G	1	4	1	3	3	3	4	7	4	6	0	1	0	0	33		
31	Leonard, Dennis	G	3	11	2	7	2	3	2	5	7	2	10	4	4	0	0	37	
11	McClinton, Darren		4	12	2	4	4	5	1	2	3	1	14	1	2	0	1	28	
22	Venson, Michael		0	5	0	1	0	0	2	0	2	1	0	0	0	0	0	16	
24	Lott, Charles		0	2	0	0	0	2	3	2	5	1	0	0	0	0	0	14	
32	Culicerto, Ryan		1	1	0	0	0	1	0	0	0	0	2	0	0	0	1	6	
TEAM																			
<b>Totals</b>		<b>21</b>	<b>58</b>	<b>6</b>	<b>19</b>	<b>14</b>	<b>24</b>	<b>14</b>	<b>26</b>	<b>40</b>	<b>20</b>	<b>62</b>	<b>9</b>	<b>12</b>	<b>2</b>	<b>4</b>	<b>200</b>		
TOTAL FG%		1st Half: 6-27 22.2%		2nd Half: 15-31 48.4%		Game: 36.2%		DEADB		BALL									
3-Pt. FG%		1st Half: 2-10 20.0%		2nd Half: 4-9 44.4%															

# NCAA TOURNAMENT BOX SCORES

## (3) Florida 69, (2) Connecticut 60 (OT)

March 25, 1994 • Miami Arena • Miami, Fla. • Regional Semifinals

Florida	tot-fg	3-pt	rebounds									
## Player	fg fga	fg fga	ft fta	of de tot	pf	tp	a	to blk	s	min		
03 Thompson, Brian	F 2 7	0 0	0 1	0 3 3	0	4	2	2 0	2	22		
55 DeClercq, Andrew	F 4 8	0 0	1 2	3 3 6	4	9	2	3 0	2	30		
35 Hill, Dametri	C 5 12	0 1	5 7	3 2 5	2	15	0	2 0	1	39		
04 Brown, Craig	G 7 14	2 5	1 2	1 8 9	1	17	4	3 0	0	41		
12 Cross, Dan	G 5 14	0 2	7 11	1 3 4	4	17	4	2 0	4	43		
05 Anderson, Jason	0 4	0 0	2 2	4 1 5	4	2	1 0	1	1	23		
10 Williams, Greg	0 1	0 0	0 0	0 1 1	0	0	0 1	0	2	6		
15 Kuisma, Martti	1 5	1 4	0 0	1 1 2	0	3	0 1	0	0	15		
40 Dyrkolbotn, Svein	1 2	0 0	0 0	1 0 1	1	2	1 1	0	0	6		
TEAM				1 3 4			1					
<b>Totals</b>	<b>25 67</b>	<b>3 12</b>	<b>16 25</b>	<b>15 25 40</b>	<b>16</b>	<b>69</b>	<b>14 16</b>	<b>1 12</b>	<b>22</b>	<b>5</b>		

TOTAL FG%	1st Half: 12-32 37.5%	2nd Half/OT: 13-35 37.1%	Game: 37.3%	DEADBALL
3-Pt. FG%	1st Half: 2-5 40.0%	2nd Half/OT: 1-7 14.3%	Game: 25.0%	REBOUNDS
F Throw %	1st Half: 2-4 50.0%	2nd Half/OT: 14-21 66.7%	Game: 64.0%	N/A

Connecticut	tot-fg	3-pt	rebounds									
## Player	fg fga	fg fga	ft fta	of de tot	pf	tp	a	to blk	s	min		
33 Marshall, Donny	F 3 7	0 2	4 4	2 1 3	3	10	1	2 0	1	30		
42 Marshall, Donyell	F 5 13	0 5	6 10	1 12 13	1	16	3	4 4	0	44		
45 Hayward, Eric	C 0 0	0 0	0 0	1 2 3	2	0	0 4	1	0	15		
11 Sheffer, Doron	G 7 16	2 6	2 2	1 4 5	2	18	3	5 1	4	39		
12 Ollie, Kevin	G 1 6	0 2	4 4	0 4 4	1	6	8	4 0	1	39		
04 Willingham, Nantambu	0 0	0 0	0 0	0 0 1	1	0	0 0	0	0	0		
23 Johnson, Rudy	1 2	0 0	0 0	2 0 2	1	2	0 1	0	0	5		
31 Fair, Brian	0 1	0 0	0 0	0 0 0	0	0	0 0	0	0	4		
32 King, Kirk	0 0	0 0	0 0	0 0 0	2	0	0 1	1	0	2		
34 Allen, Ray	1 5	0 2	0 0	1 3 4	3	2	0 2	0	0	20		
40 Knight, Travis	3 5	0 0	0 2	2 4 6	5	6	0 0	3 0	2	27		
TEAM				1 1 2			0 3 0					
<b>Totals</b>	<b>21 55</b>	<b>2 17</b>	<b>16 22</b>	<b>11 32 43</b>	<b>20</b>	<b>60</b>	<b>15 23</b>	<b>10 6</b>	<b>22</b>	<b>5</b>		

TOTAL FG%	1st Half: 15-29 51.7%	2nd Half/OT: 6-26 23.1%	Game: 38.2%	DEADBALL
3-Pt. FG%	1st Half: 2-9 22.2%	2nd Half/OT: 0-8 0.0%	Game: 11.8%	REBOUNDS
F Throw %	1st Half: 2-4 50.0%	2nd Half/OT: 14-18 77.8%	Game: 72.7%	N/A

Technical fouls: Connecticut-None. Florida-None.

Attendance: 15217

Score by Periods	1st	2nd	OT	Final
Florida	28	29	12	69
Connecticut	34	23	3	60

## (3) Florida 74, (9) Boston College 66

March 27, 1994 • Miami Arena • Miami, Fla. • Regional Final

Boston College	tot-fg	3-pt	rebounds									
## Player	fg fga	fg fga	ft fta	of de tot	pf	tp	a	to blk	s	min		
12 Huckaby, Malcom	F 0 5	0 4	1 2	1 0 1	3	1	5	2 0	1	39		
24 Abrams, Danya	F 4 10	0 0	6 8	1 8 9	3	14	0	4 0	0	32		
15 Curley, Bill	C 8 16	0 0	4 6	3 4 7	2	20	0	2 0	0	38		
10 Easley, Howard	G 4 11	2 5	9 9	0 4 4	2	19	5	4 0	3	40		
23 Abram, Gerrod	G 3 8	2 6	1 2	0 3 3	5	9	3	4 1	1	36		
32 Molinsky, Marc	0 0	0 0	0 0	0 1 1	0	0	0 0	0	0	5		
40 Grant, Paul	1 1	0 0	0 0	0 0 0	0	2	0 0	0	0	3		
41 Hrobowski, Kevin	0 1	0 0	1 2	1 0 1	1	1	0 0	0	2	7		
TEAM				3 0 3			16 66					
<b>Totals</b>	<b>20 52</b>	<b>4 15</b>	<b>22 29</b>	<b>9 20 29</b>	<b>16</b>	<b>66</b>	<b>13 16</b>	<b>1 7</b>	<b>200</b>	<b>2</b>		

TOTAL FG%	1st Half: 11-25 44.0%	2nd Half: 9-27 33.3%	Game: 38.5%	DEADBALL
3-Pt. FG%	1st Half: 3-5 60.0%	2nd Half: 1-10 10.0%	Game: 26.7%	REBOUNDS
F Throw %	1st Half: 8-10 80.0%	2nd Half: 14-19 73.7%	Game: 75.9%	2

Florida	tot-fg	3-pt	rebounds									
## Player	fg fga	fg fga	ft fta	of de tot	pf	tp	a	to blk	s	min		
03 Thompson, Brian	F 1 4	0 0	0 0	1 7 8	1	2	4 1	0 1	2	21		
55 DeClercq, Andrew	F 8 11	0 0	0 0	5 8 13	3	16	0	4 1	2	30		
35 Hill, Dametri	C 4 5	0 0	4 4	0 1 1	5	12	0	1 0	0	23		
04 Brown, Craig	G 7 14	5 9	2 2	0 5 5	3	21	4	2 2	2	37		
12 Cross, Dan	G 6 14	0 3	2 4	0 1 1	1	14	6	3 0	3	36		
05 Anderson, Jason	3 3	0 0	1 2	2 2 4	2	7	3	2 0	2	19		
10 Williams, Greg	0 1	0 0	2 4	0 0 0	2	2	0 2	0 1	8			
15 Kuisma, Martti	0 5	0 3	0 0	0 1 1	2	0	0 0	0 0	11			
33 Mickens, Tony	0 0	0 0	0 0	0 0 0	1	0	1 0	0 0	4			
40 Dyrkolbotn, Svein	0 0	0 0	0 0	0 0 0	2	0	0 0	1 1	11			
TEAM				2 3 5			18 16 4					
<b>Totals</b>	<b>29 57</b>	<b>5 15</b>	<b>11 16</b>	<b>10 28 38</b>	<b>22</b>	<b>74</b>	<b>18 16</b>	<b>4 12</b>	<b>200</b>	<b>3</b>		

TOTAL FG%	1st Half: 16-31 51.6%	2nd Half: 13-26 50.0%	Game: 50.9%	DEADBALL
3-Pt. FG%	1st Half: 2-8 25.0%	2nd Half: 3-7 42.9%	Game: 33.3%	REBOUNDS
F Throw %	1st Half: 1-2 50.0%	2nd Half: 10-14 71.4%	Game: 68.8%	3

Technical fouls: Boston College-None. Florida-None.

Attendance: 15217

Score by Periods	1st	2nd	Final
Boston College	33	33	66
Florida	35	39	74

## (2) Duke 70, (3) Florida 65

April 2, 1994 • Charlotte Coliseum, Charlotte, N.C. • Final Four

Florida	tot-fg	3-pt	rebounds									
## Player	fg fga	fg fga	ft fta	of de tot	pf	tp	a	to blk	s	min		
03 Thompson, Brian	F 1 3	0 0	2 4	1 2 3	4	4	0 3	0 1	20			
55 DeClercq, Andrew	F 7 11	0 1	0 2	3 4 7	2	14	1	4 1	1	29		
35 Hill, Dametri	C 6 17	0 0	4 6	4 5 9	1	16	3	2 0	2	30		
04 Brown, Craig	G 3 9	2 3	0 0	3 3 6	1	8	5	1 0	3	35		
12 Cross, Dan	G 3 14	2 5	2 4	1 5 6	2	10	8	3 0	2	39		
05 Anderson, Jason	4 6	0 0	1 2	1 3 4	4	9	0 2	0 0	21			
10 Williams, Greg	1 1	0 0	0 0	0 0 0	1	2	0 0	0 1	5			
15 Kuisma, Martti	0 2	0 0	2 2	1 0 1	1	2	0 1	0 0	12			
40 Dyrkolbotn, Svein	0 0	0 0	0 0	0 1 1	0	0	0 0	0 0	9			
TEAM				3 1 4			17 16 1					
<b>Totals</b>	<b>25 63</b>	<b>4 9</b>	<b>11 20</b>	<b>17 24 41</b>	<b>16</b>	<b>65</b>	<b>17 16</b>	<b>1 10</b>	<b>200</b>	<b>5</b>		

TOTAL FG%	1st Half: 13-27 48.1%	2nd Half: 12-36 33.3%	Game: 39.7%	DEADBALL
3-Pt. FG%	1st Half: 2-4 50.0%	2nd Half: 2-5 40.0%	Game: 44.4%	REBOUNDS
F Throw %	1st Half: 11-18 61.1%	2nd Half: 0-2 0.0%	Game: 55.0%	5

Duke	tot-fg	3-pt	rebounds									
## Player	fg fga	fg fga	ft fta	of de tot	pf	tp	a	to blk	s	min		
21 Lang, Antonio	F 3 6	0 0	6 6	2 3 5	3	12	0	1 0	0	28		
33 Hill, Grant	F 8 13	3 4	6 8	0 6 6	2	25	5	7 2	0	40		
04 Parks, Cherokee	C 4 11	0 0	3 4	3 8 11	1	11	2	3 3	2	40		
05 Capel, Jeff	G 3 10	2 4	1 1	0 3 3	3	9	0 3	0 0	33			
20 Collins, Chris	G 1 4	0 3	0 0	0 1 1	0	2	1 1	0 0	24			
03 Clark, Marty	3 6	2 3	0 0	1 2 3	4	8	3 0	1 4	24			
52 Meek, Erik	0 1	0 0	3 4	1 1 2	1	3	0 0	0 0	10			
55 Newton, Greg	0 0	0 0	0 0	0 0 0	2	0	0 1	0 0	1			
TEAM				1 1 2			11 16 6					
<b>Totals</b>	<b>22 51</b>	<b>7 14</b>	<b>19 23</b>	<b>8 25 33</b>	<b>16</b>	<b>70</b>	<b>11 16</b>	<b>6 6</b>	<b>200</b>	<b>1</b>		

TOTAL FG%	1st Half: 9-25 36.0%	2nd Half: 13-26 50.0%	Game: 43.1%	DEADBALL
3-Pt. FG%	1st Half: 3-7 42.9%	2nd Half: 4-7 57.1%	Game: 50.0%	REBOUNDS
F Throw %	1st Half: 11-13 84.6%	2nd Half: 8-10 80.0%	Game: 82.6%	1

Technical fouls: Duke-None. Florida-None.

Attendance: 23674

Score by Periods	1st	2nd	Final
Florida	39	26	65
Duke	32	38	70

## (7) Iowa State 64, (10) Florida 61

March 17, 1995 • Leon County Civic Center, Tallahassee, Fla. • First Round

Florida	tot-fg	3-pt	rebounds									
## Player	fg fga	fg fga	ft fta	of de tot	pf	tp	a	to blk	s	min		
03 Thompson, Brian	F 5 7	0 0	0 1	2 3 5	2	10	1	3 0	1	26		
55 DeClercq, Andrew	F 5 9	0 1	0 1	1 4 5	3	10	1	2 0	2	37		
35 Hill, Dametri	C 5 9	0 0	1 1	2 1 3	3	11	0	2 0	0	31		
10 Williams, Greg	G 6 8	2 3	2 2	0 1 1	3	16	3	2 0	1			

# NCAA TOURNAMENT BOX SCORES

## (6) Florida 75, (11) Penn 61

March 11, 1999 • KeyArena • Seattle, Wash. • First Round

Penn		tot-fg	3-pt	rebounds			pf	tp	a	to	blk	s	min					
##	Player	fg	fga	fg	fga	ft	fta	of	de	tot	pf	tp	a	to	blk	s	min	
	Ryan, Jed	F	8	14	6	10	0	0	1	1	1	22	1	2	0	1	39	
	Romanczuk, Paul	F	0	3	0	0	0	3	4	3	7	5	0	3	5	0	23	
	Owens, Geoff	C	0	0	0	0	3	6	0	5	5	5	3	0	0	2	18	
	Langel, Matt	G	6	8	4	6	0	0	0	0	0	16	3	3	0	0	36	
	Jordan, Michael	G	5	16	3	12	2	5	0	2	2	5	15	6	3	0	2	35
	Brown, Frank		1	2	0	0	0	0	1	4	5	4	2	1	2	0	16	
	Plummer, Lamar		1	5	1	4	0	0	0	2	2	3	3	1	1	0	19	
	Sullivan, Mike		0	1	0	0	0	0	1	1	1	1	0	2	1	0	11	
	Sanger, Josh		0	0	0	0	0	0	1	1	0	0	0	0	0	0	3	
	TEAM							2	2	4								
<b>Totals</b>			<b>21</b>	<b>49</b>	<b>14</b>	<b>32</b>	<b>5</b>	<b>14</b>	<b>7</b>	<b>21</b>	<b>28</b>	<b>24</b>	<b>61</b>	<b>17</b>	<b>17</b>	<b>2</b>	<b>6</b>	<b>200</b>

TOTAL FG%	1st Half: 15-27 55.6%	2nd Half: 6-22 27.3%	Game: 42.9%	DEADBALL
3-Pt. FG%	1st Half: 11-17 64.7%	2nd Half: 3-15 20.0%	Game: 43.8%	REBOUNDS
F Throw %	1st Half: 2-7 28.6%	2nd Half: 3-7 42.9%	Game: 35.7%	5

Florida		tot-fg	3-pt	rebounds			pf	tp	a	to	blk	s	min					
##	Player	fg	fga	fg	fga	ft	fta	of	de	tot	pf	tp	a	to	blk	s	min	
00	Wright, Brent	F	4	7	0	1	7	12	4	8	12	1	15	0	2	0	5	35
25	Parker, Major	F	2	5	0	0	1	2	4	1	5	3	5	1	1	1	0	13
24	Stolt, Greg	C	2	7	1	4	0	0	0	3	3	2	5	1	0	0	1	33
03	Shannon, Eddie	G	1	2	1	2	7	8	0	0	0	4	10	4	0	0	1	25
52	Weeks, Kenyan	G	4	10	3	6	0	0	1	4	5	1	11	3	2	0	0	28
05	Dupay, Teddy		4	5	2	3	4	4	0	1	1	1	14	1	2	0	0	25
13	Miller, Mike		5	11	1	2	4	6	2	5	7	0	15	1	1	0	2	26
23	Halton, LaDarius		0	0	0	0	0	1	0	1	0	0	0	0	0	0	0	3
50	Haslem, Udonis		0	3	0	0	0	0	0	0	0	4	0	0	5	0	0	12
	TEAM							1	1	2								
<b>Totals</b>			<b>22</b>	<b>50</b>	<b>8</b>	<b>18</b>	<b>23</b>	<b>32</b>	<b>13</b>	<b>23</b>	<b>36</b>	<b>16</b>	<b>11</b>	<b>13</b>	<b>1</b>	<b>9</b>	<b>200</b>	<b>75</b>

TOTAL FG%	1st Half: 11-28 39.3%	2nd Half: 11-22 50.0%	Game: 44.0%	DEADBALL
3-Pt. FG%	1st Half: 5-13 38.5%	2nd Half: 3-5 60.0%	Game: 44.4%	REBOUNDS
F Throw %	1st Half: 5-9 55.6%	2nd Half: 18-23 78.3%	Game: 71.9%	5

Technical fouls: Penn-None. Florida-None.  
Attendance: 14971

Score by Periods	1st	2nd	Final
Penn	43	18	61
Florida	32	43	75

## (6) Florida 82, (14) Weber State 74 (OT)

March 13, 1999 • KeyArena, Seattle, Wash. • Second Round

Weber State		tot-fg	3-pt	rebounds			pf	tp	a	to	blk	s	min					
##	Player	fg	fga	fg	fga	ft	fta	of	de	tot	pf	tp	a	to	blk	s	min	
	Lawson, Marc	F	1	1	1	1	0	0	0	0	0	2	3	0	0	0	13	
21	Arceneaux, Harold	F	12	27	2	6	6	8	2	7	9	3	32	1	7	1	3	43
	Jensen, Andy	C	0	1	0	0	1	2	1	4	5	3	1	0	3	0	1	26
04	Gill, Eddie	G	5	14	2	6	7	8	0	3	3	4	19	5	3	0	4	45
	Jackson, Noel	G	3	10	0	4	2	3	2	3	5	4	8	5	6	0	0	38
	Ketcham, Eric		1	5	1	2	0	0	1	1	2	5	3	0	0	0	1	18
	Baskerville, Damien		2	4	0	0	4	4	3	4	7	1	8	1	2	0	4	28
	Moore, Shawn		0	1	0	1	0	0	0	0	0	0	0	0	1	0	0	3
	Condill, Luke		0	0	0	0	0	0	0	0	0	1	0	0	0	0	0	1
	Woods, Chris		0	0	0	0	0	0	1	1	0	0	0	0	0	0	0	10
	TEAM							3	0	3								
<b>Totals</b>			<b>24</b>	<b>63</b>	<b>6</b>	<b>20</b>	<b>20</b>	<b>25</b>	<b>12</b>	<b>23</b>	<b>35</b>	<b>23</b>	<b>74</b>	<b>13</b>	<b>22</b>	<b>1</b>	<b>13</b>	<b>225</b>

TOTAL FG%	1st Half: 16-31 51.6%	2nd Half/OT: 8-32 25.0%	Game: 38.1%	DEADBALL
3-Pt. FG%	1st Half: 4-9 44.4%	2nd Half/OT: 2-11 18.2%	Game: 30.0%	REBOUNDS
F Throw %	1st Half: 4-4 100%	2nd Half/OT: 16-21 76.2%	Game: 80.0%	7

Florida		tot-fg	3-pt	rebounds			pf	tp	a	to	blk	s	min					
##	Player	fg	fga	fg	fga	ft	fta	of	de	tot	pf	tp	a	to	blk	s	min	
00	Wright, Brent	F	2	3	0	1	2	4	0	4	4	3	6	7	4	0	2	34
25	Parker, Major	F	0	1	0	0	2	2	1	2	3	0	2	2	0	0	1	17
24	Stolt, Greg	C	10	13	4	5	2	4	0	5	5	2	26	0	1	2	1	38
03	Shannon, Eddie	G	2	3	1	2	1	2	0	2	2	2	6	7	1	0	5	30
52	Weeks, Kenyan	G	4	9	2	5	1	2	3	6	9	3	11	0	7	0	4	32
05	Dupay, Teddy		3	11	2	6	6	7	0	0	0	1	14	2	2	0	0	25
13	Miller, Mike		3	9	1	5	1	2	1	3	4	2	8	1	5	0	1	27
23	Halton, LaDarius		1	2	1	1	0	0	0	0	0	0	3	1	0	0	1	5
50	Haslem, Udonis		1	2	0	0	4	6	1	2	3	3	6	0	1	1	0	17
	TEAM							2	2	4	1							
<b>Totals</b>			<b>26</b>	<b>53</b>	<b>11</b>	<b>25</b>	<b>19</b>	<b>29</b>	<b>8</b>	<b>26</b>	<b>34</b>	<b>17</b>	<b>82</b>	<b>20</b>	<b>21</b>	<b>3</b>	<b>15</b>	<b>225</b>

TOTAL FG%	1st Half: 12-24 50.0%	2nd Half/OT: 14-29 48.3%	Game: 49.1%	DEADBALL
3-Pt. FG%	1st Half: 6-13 46.2%	2nd Half/OT: 5-12 41.7%	Game: 44.0%	REBOUNDS
F Throw %	1st Half: 5-6 83.3%	2nd Half/OT: 14-23 60.9%	Game: 65.5%	5

Technical fouls: Weber State-None. Florida-Haslem, Udonis (1); Weeks, Kenyan (1); Bench (1).  
Attendance: 15187

Score by Periods	1st	2nd	OT	Final
Weber State	40	28	6	74
Florida	35	33	14	82

## (10) Gonzaga 73, (6) Florida 72

March 18, 1999 • America West Arena • Phoenix, Ariz. • Regional Semifinals

Gonzaga		tot-fg	3-pt	rebounds			pf	tp	a	to	blk	s	min					
##	Player	fg	fga	fg	fga	ft	fta	of	de	tot	pf	tp	a	to	blk	s	min	
24	Frahm, Richie	F	6	10	5	8	0	0	0	5	5	3	17	4	3	0	1	30
31	Calvary, Casey	F	5	6	0	0	2	2	3	5	3	12	0	0	0	0	0	25
13	Eaton, Jeremy	C	2	6	0	0	1	2	0	4	4	4	5	1	1	1	1	22
11	Hall, Quentin	G	2	5	1	3	2	6	0	1	1	1	7	4	6	0	5	33
	Santangelo, Matt	G	3	13	2	6	3	4	0	2	2	2	11	7	3	0	2	35
	Floyd, Ryan		1	2	1	2	0	0	1	1	2	0	3	1	1	0	0	12
	Leasure, Mike		2	3	1	1	0	0	1	1	0	5	0	2	0	0	10	
	Spink, Mark		1	3	0	0	0	0	2	1	3	1	2	0	0	0	0	6
	Nilson, Mike		1	2	1	1	0	0	1	1	2	3	3	0	1	0	1	11
	Dench, Axel		2	5	1	1	3	4	2	0	2	4	8	1	0	1	0	16
	TEAM							0	0	0								
<b>Totals</b>			<b>25</b>	<b>55</b>	<b>12</b>	<b>22</b>	<b>11</b>	<b>18</b>	<b>8</b>	<b>19</b>	<b>27</b>	<b>21</b>	<b>73</b>	<b>18</b>	<b>17</b>	<b>2</b>	<b>10</b>	<b>200</b>

TOTAL FG%	1st Half: 12-33 36.4%	2nd Half: 13-22 59.1%	Game: 45.5%	DEADBALL
3-Pt. FG%	1st Half: 7-12 58.3%	2nd Half: 5-10 50.0%	Game: 54.5%	REBOUNDS
F Throw %	1st Half: 4-7 57.1%	2nd Half: 7-11 63.6%	Game: 61.1%	7

Florida		tot-fg	3-pt	rebounds			pf	tp	a	to	blk	s	min				
##	Player	fg	fga	fg	fga	ft	fta	of	de	tot	pf	tp	a	to	blk	s	min
00	Wright, Brent	F	4	10	0	0	7	7	2	5	7	4	15				



# NCAA TOURNAMENT BOX SCORES

## (5) Florida 93, (4) Illinois 76

March 19, 2000 • LJV Coliseum • Winston-Salem, N.C. • Second Round

Florida	tot-fg	3-pt	rebounds		pf		tp		a		blk		s		min		
## Player	fg	fga	fg	fga	of	de	of	de	a	to	blk	s	min				
00 Wright, Brent	F	0	2	0	2	2	1	1	2	4	2	2	3	0	1	28	
13 Miller, Mike	F	6	12	0	1	7	8	3	6	9	2	19	1	1	1	28	
50 Haslem, Udonis	C	5	7	0	0	5	8	2	2	4	2	15	2	3	0	29	
05 Dupay, Teddy	G	4	7	4	6	4	4	1	1	2	2	16	1	0	1	0	
12 Hamilton, Justin	G	0	1	0	0	4	0	0	0	2	4	1	2	0	0	19	
04 Harvey, Donnell	G	1	5	0	0	3	6	2	6	8	1	5	1	0	1	20	
10 Nelson, Brett	G	4	9	4	6	4	4	0	2	2	2	16	4	2	0	3	
15 Bonner, Matt	G	3	4	0	1	0	1	2	1	3	1	6	1	1	0	15	
25 Parker, Major	G	0	1	0	0	3	4	0	0	0	1	3	0	0	0	7	
52 Weaks, Kenyan	G	3	6	1	2	0	0	1	5	6	2	7	0	0	1	21	
TEAM					0	2	2	1									
<b>Totals</b>		<b>26</b>	<b>54</b>	<b>9</b>	<b>18</b>	<b>32</b>	<b>41</b>	<b>12</b>	<b>26</b>	<b>38</b>	<b>20</b>	<b>93</b>	<b>13</b>	<b>12</b>	<b>4</b>	<b>5</b>	<b>200</b>

TOTAL FG% 1st Half: 13-30 43.3% 2nd Half: 13-24 54.2% Game: 48.1% DEADBALL  
 3-Pt. FG% 1st Half: 5-9 55.6% 2nd Half: 4-9 44.4% Game: 50.0% REBOUNDS  
 F Throw % 1st Half: 9-12 75.0% 2nd Half: 23-29 79.3% Game: 78.0% 3

Illinois	tot-fg	3-pt	rebounds		pf		tp		a		blk		s		min		
## Player	fg	fga	fg	fga	of	de	of	de	a	to	blk	s	min				
22 Johnson, Lucas	F	1	6	0	3	0	0	2	5	7	4	2	4	1	0	30	
40 McClain, Sergio	F	2	6	1	3	6	8	1	5	6	5	11	2	0	0	4	
34 Cook, Brian	C	1	5	0	1	0	0	1	1	2	3	2	2	0	0	14	
13 Bradford, Cory	G	8	16	5	10	6	8	0	3	3	3	27	3	3	0	1	
30 Williams, Frank	G	3	11	0	4	0	0	0	2	2	4	6	2	3	0	1	
24 Harrington, Sean	G	2	5	2	5	0	0	0	0	0	0	6	0	1	0	15	
32 Brown, Cleotis	G	3	6	1	2	0	1	1	2	3	2	7	0	1	0	15	
53 Krupalija, Damiir	G	2	2	0	0	2	4	2	2	4	4	6	2	5	0	10	
22 Griffin, Marcus	G	4	10	0	0	1	1	2	1	3	4	9	1	1	1	21	
TEAM					6	1	7										
<b>Totals</b>		<b>26</b>	<b>67</b>	<b>9</b>	<b>28</b>	<b>15</b>	<b>22</b>	<b>16</b>	<b>23</b>	<b>39</b>	<b>30</b>	<b>76</b>	<b>16</b>	<b>15</b>	<b>2</b>	<b>6</b>	<b>200</b>

TOTAL FG% 1st Half: 10-32 31.3% 2nd Half: 16-35 45.7% Game: 38.8% DEADBALL  
 3-Pt. FG% 1st Half: 4-15 26.7% 2nd Half: 5-13 38.5% Game: 32.1% REBOUNDS  
 F Throw % 1st Half: 10-15 66.7% 2nd Half: 5-7 71.4% Game: 68.2% 5

Technical fouls: Illinois-None. Florida-Head Coach (5:54, 1st).  
 Attendance: 14252

Score by Periods	1st	2nd	Final
Florida	40	53	93
Illinois	34	42	76

## (5) Florida 87, (1) Duke 78

March 24, 2000 • Carrier Dome • Syracuse, N.Y. • Regional Semifinals

Florida	tot-fg	3-pt	rebounds		pf		tp		a		blk		s		min		
## Player	fg	fga	fg	fga	of	de	of	de	a	to	blk	s	min				
00 Wright, Brent	F	3	11	0	1	4	4	5	3	8	2	10	3	3	0	28	
13 Miller, Mike	F	2	9	0	2	6	8	0	9	9	4	10	4	3	1	1	
50 Haslem, Udonis	C	5	8	0	0	3	5	2	6	8	2	13	4	1	1	27	
05 Dupay, Teddy	G	3	9	2	4	4	6	0	1	1	1	12	1	0	0	21	
12 Hamilton, Justin	G	3	3	1	1	0	0	0	0	0	1	7	0	2	0	13	
04 Harvey, Donnell	G	2	2	0	0	0	0	0	1	1	3	4	1	3	1	0	
10 Nelson, Brett	G	6	12	3	5	0	0	1	1	2	2	15	4	1	0	1	
15 Bonner, Matt	G	4	5	0	1	0	0	0	1	1	2	8	0	1	0	11	
25 Parker, Major	G	1	2	1	1	3	4	0	0	0	0	6	0	2	0	1	
52 Weaks, Kenyan	G	1	3	0	0	0	0	0	1	1	3	24	0	0	0	18	
TEAM					1	4	5										
<b>Totals</b>		<b>30</b>	<b>64</b>	<b>7</b>	<b>15</b>	<b>20</b>	<b>27</b>	<b>9</b>	<b>27</b>	<b>36</b>	<b>20</b>	<b>87</b>	<b>21</b>	<b>16</b>	<b>3</b>	<b>8</b>	<b>200</b>

TOTAL FG% 1st Half: 16-32 50.0% 2nd Half: 14-32 43.8% Game: 46.9% DEADBALL  
 3-Pt. FG% 1st Half: 4-9 44.4% 2nd Half: 3-6 50.0% Game: 46.7% REBOUNDS  
 F Throw % 1st Half: 4-5 80.0% 2nd Half: 16-22 72.7% Game: 74.1% 4

Duke	tot-fg	3-pt	rebounds		pf		tp		a		blk		s		min	
## Player	fg	fga	fg	fga	of	de	of	de	a	to	blk	s	min			
23 Carrawell, Chris	F	6	14	1	3	3	3	1	5	6	4	16	3	2	0	37
31 Battier, Shane	F	6	11	1	3	7	9	5	4	9	1	20	1	5	4	1
04 Boozer, Carlos	C	3	5	0	0	5	8	5	4	9	5	11	1	0	1	0
14 James, Nate	G	6	12	0	3	0	1	3	5	8	3	12	0	2	0	32
22 Williams, Jason	G	6	20	1	9	0	1	1	3	4	5	13	7	5	0	37
03 Horvath, Nick	G	0	0	0	0	0	0	0	0	0	0	0	0	0	0	1
15 Buckner, Andre	G	0	0	0	0	0	0	0	0	0	0	0	0	0	0	1
34 Dunleavy, Mike	G	1	4	0	1	2	3	0	4	4	3	4	0	4	0	22
41 Christensen, Matt	G	1	2	0	0	0	0	0	0	0	1	2	0	0	0	11
TEAM					1	3	4									
<b>Totals</b>		<b>29</b>	<b>68</b>	<b>3</b>	<b>19</b>	<b>17</b>	<b>25</b>	<b>16</b>	<b>28</b>	<b>44</b>	<b>22</b>	<b>12</b>	<b>22</b>	<b>5</b>	<b>7</b>	<b>200</b>

First Half - FG: 10-28 (.357), 3-FG: 2-8 (.250), FT: 11-16 (.688)

TOTAL FG% 1st Half: 10-28 35.7% 2nd Half: 19-40 47.5% Game: 42.6% DEADBALL  
 3-Pt. FG% 1st Half: 2-8 25.0% 2nd Half: 1-11 9.1% Game: 15.8% REBOUNDS  
 F Throw % 1st Half: 11-16 68.8% 2nd Half: 6-9 66.7% Game: 68.0% 5

Technical fouls: Florida-Weaks. Duke-None.  
 Attendance: 30,681

Score by Periods	1st	2nd	Final
Florida	40	47	87
Duke	33	45	78

## (5) Florida 77, (3) Oklahoma St. 65

March 26, 2000 • Carrier Dome • Syracuse, N.Y. • Regional Final

Florida	tot-fg	3-pt	rebounds		pf		tp		a		blk		s		min		
## Player	fg	fga	fg	fga	of	de	of	de	a	to	blk	s	min				
00 Wright, Brent	F	2	5	1	2	4	6	0	2	2	1	9	3	3	2	0	
13 Miller, Mike	F	4	8	2	6	4	6	2	3	5	2	14	0	4	0	2	
50 Haslem, Udonis	C	4	7	0	0	2	2	2	4	4	2	10	0	2	1	0	
05 Dupay, Teddy	G	1	4	1	3	2	2	0	0	0	1	5	1	3	0	0	
12 Hamilton, Justin	G	4	6	0	2	0	0	4	1	5	1	8	0	1	0	1	
04 Harvey, Donnell	G	4	6	0	0	2	2	3	3	6	3	10	1	2	1	21	
10 Nelson, Brett	G	3	7	1	2	2	2	0	3	3	1	9	4	2	0	22	
15 Bonner, Matt	G	1	1	1	1	0	0	0	1	1	0	3	1	1	0	10	
25 Parker, Major	G	0	1	0	0	0	0	0	0	0	2	0	0	1	1	0	
52 Weaks, Kenyan	G	3	6	0	2	3	4	1	2	3	1	9	1	3	0	2	
TEAM					1	5	6										
<b>Totals</b>		<b>26</b>	<b>51</b>	<b>6</b>	<b>18</b>	<b>19</b>	<b>24</b>	<b>13</b>	<b>22</b>	<b>35</b>	<b>14</b>	<b>77</b>	<b>11</b>	<b>22</b>	<b>5</b>	<b>8</b>	<b>200</b>

TOTAL FG% 1st Half: 16-32 50.0% 2nd Half: 10-19 52.6% Game: 48.1% DEADBALL  
 3-Pt. FG% 1st Half: 4-12 33.3% 2nd Half: 4-9 44.4% Game: 50.0% REBOUNDS  
 F Throw % 1st Half: 7-7 100% 2nd Half: 23-29 79.3% Game: 78.0% 3

Oklahoma State	tot-fg	3-pt	rebounds		pf		tp		a		blk		s		min	
## Player	fg	fga	fg	fga	of	de	of	de	a	to	blk	s	min			
30 Montonati, Brian	F	4	10	0	0	1	2	4	2	6	5	5	3	6	0	1
34 Mason, Desmond	F	2	8	2	5	3	4	1	2	3	3	9	1	3	0	1
12 Jonzen, Frederik	C	6	9	0	0	2	2	4	3	7	2	14	2	0	0	24
35 Adkins, Joe	G	4	14	2	7	2	2	2	7	12	4	0	1	0	1	26
44 Gottlieb, Doug	G	0	2	0	0	2	2	0	2	2	1	0	7	1	0	2
04 Alexander, Glendon	G	5	10	3	8	0	0	0	1	1	1	13	0	0	0	22
24 Sooter, Rodney	G	0	0	0	0	0	0	0	0	0	0	1	0	0	0	1
40 Williams, Andre	G	2	4	0	0	0	0	2	2	4	4	4	0	1	2	1

# NCAA TOURNAMENT BOX SCORES

## (1) Michigan State 89, (5) Florida 76

April 3, 2000 • RCA Dome • Indianapolis, Ind. • National Championship Game

Florida		tot-fg		3-pt		rebounds		pf		tp		a to blk		s min				
##	Player	fg	fga	fg	fga	ft	fta	of	de	tot	pf	tp	a	to	blk	s	min	
00	Wright, Brent	F	5	8	0	1	3	5	4	6	10	4	13	4	1	0	1	29
13	Miller, Mike	F	2	5	1	2	5	6	1	2	3	0	10	2	2	0	0	31
50	Haslem, Udonis	C	10	12	0	0	7	7	2	0	2	4	27	0	3	1	0	28
05	Dupay, Teddy	G	0	4	0	2	0	0	0	0	0	2	0	1	0	0	0	15
12	Hamilton, Justin	G	0	1	0	1	0	0	0	0	0	1	0	0	0	0	0	14
04	Harvey, Donnell	G	3	11	0	0	3	4	4	2	6	2	9	0	2	1	0	16
10	Nelson, Brett	G	4	10	3	6	0	0	1	3	4	1	11	3	3	0	2	26
15	Bonner, Matt	G	0	3	0	2	0	0	1	2	3	2	3	2	1	0	0	7
25	Parker, Major	G	1	3	1	3	0	0	0	0	0	1	0	0	0	0	0	12
52	Weeks, Kenyan	G	1	3	1	1	0	0	1	0	1	2	3	1	1	0	2	22
TEAM								1		0		1						
<b>Totals</b>		<b>26 60</b>		<b>6 18</b>		<b>18 22</b>		<b>15 15 30</b>		<b>19 76</b>		<b>13 13</b>		<b>2 5</b>		<b>200</b>		

TOTAL FG%	1st Half: 11-27 40.7%	2nd Half: 15-33 45.5%	Game: 43.3%	DEADBALL
3-Pt. FG%	1st Half: 2-7 28.6%	2nd Half: 4-11 36.4%	Game: 33.3%	REBOUNDS
F Throw %	1st Half: 8-11 72.7%	2nd Half: 10-11 90.9%	Game: 81.8%	4

Michigan State		tot-fg		3-pt		rebounds		pf		tp		a to blk		s min				
##	Player	fg	fga	fg	fga	ft	fta	of	de	tot	pf	tp	a	to	blk	s	min	
34	Hutson, Andre	F	2	4	0	0	2	2	0	1	1	4	6	3	1	0	0	23
42	Peterson, Morris	F	7	14	3	8	4	6	1	1	2	3	21	5	3	0	1	32
43	Granger, A.J.	C	7	11	3	5	2	2	2	7	9	2	19	1	2	0	0	34
12	Cleaves, Mateen	G	7	11	3	4	1	1	0	2	2	1	18	4	2	0	0	31
14	Bell, Charlie	G	3	6	1	2	2	3	3	5	8	2	9	5	2	0	2	33
10	Smith, Brandon	G	0	0	0	0	0	0	0	0	0	0	0	0	0	0	0	1
11	Thomas, David	G	0	0	0	0	0	0	1	0	1	1	0	1	1	0	0	5
15	Ishbia, Mat	G	0	1	0	0	0	0	0	0	0	0	0	0	0	0	0	1
20	Chappell, Mike	G	2	4	1	3	0	0	1	0	1	0	5	0	1	0	1	7
22	Cherry, Steve	G	0	0	0	0	0	0	0	0	0	0	0	0	0	0	0	1
23	Richardson, Jason	G	4	7	0	0	1	2	1	1	2	1	9	0	0	0	1	16
25	Anagnony, Aloysius	G	0	0	0	0	0	0	2	1	3	4	0	0	2	1	0	12
55	Ballinger, Adam	G	1	1	0	0	0	0	0	0	0	2	2	0	0	0	0	7
TEAM								1		2		3						
<b>Totals</b>		<b>33 59</b>		<b>11 22</b>		<b>12 16</b>		<b>12 20 32</b>		<b>20 19</b>		<b>14 1</b>		<b>5 89</b>		<b>200</b>		

TOTAL FG%	1st Half: 18-34 52.9%	2nd Half: 15-25 60.0%	Game: 55.9%	DEADBALL
3-Pt. FG%	1st Half: 5-12 41.7%	2nd Half: 6-10 60.0%	Game: 50.0%	REBOUNDS
F Throw %	1st Half: 2-3 66.7%	2nd Half: 10-13 76.9%	Game: 75.0%	2

Technical: Florida-None. Michigan State-None.  
Attendance: 43,116

Score by Period	1st	2nd	Final
Florida	32	44	76
Michigan State	43	46	89

## (3) Florida 69, (14) Western Kentucky 56

March 16, 2001 • Superdome • New Orleans, La. • First Round

Western Kentucky		tot-fg		3-pt		rebounds		pf		tp		a to blk		s min					
##	Player	fg	fga	fg	fga	ft	fta	of	de	tot	pf	tp	a	to	blk	s	min		
12	McPherson, Nashon	F	3	13	1	6	6	6	1	1	2	3	13	0	2	0	0	36	
34	Boyd, David	F	0	3	0	2	0	0	0	0	4	4	0	0	1	1	0	0	27
02	Marcus, Chris	C	5	14	0	0	4	7	6	10	16	3	14	0	2	2	1	32	
13	Videnov, Filip	G	2	6	0	3	0	0	1	0	1	2	4	1	1	0	0	19	
23	Robinson, Derek	G	3	6	1	3	3	4	0	1	1	4	10	3	0	0	3	22	
04	Eisert, Nathan	G	0	0	0	0	0	0	0	0	0	0	0	0	0	0	0	1	
11	Curry, Raynardo	G	5	6	0	0	2	3	0	0	0	1	12	0	2	0	3	25	
15	Wells, Mike	G	0	2	0	0	0	0	1	0	1	0	0	0	0	0	0	1	
30	Williams, Nate	G	1	1	0	0	0	0	0	3	3	1	0	0	1	0	0	16	
42	Rowles, Tremain	G	1	5	1	3	0	2	0	3	3	4	3	2	1	0	1	21	
TEAM								1		1		2							
<b>Totals</b>		<b>19 56</b>		<b>3 17</b>		<b>15 22</b>		<b>10 23 33</b>		<b>18 7</b>		<b>10 2</b>		<b>8 200</b>		<b>56</b>			

TOTAL FG%	1st Half: 10-29 34.5%	2nd Half: 9-27 33.3%	Game: 33.9%	DEADBALL
3-Pt. FG%	1st Half: 1-9 11.1%	2nd Half: 2-8 25.0%	Game: 17.6%	REBOUNDS
F Throw %	1st Half: 5-6 83.3%	2nd Half: 10-16 62.5%	Game: 68.2%	1

Florida		tot-fg		3-pt		rebounds		pf		tp		a to blk		s min				
##	Player	fg	fga	fg	fga	ft	fta	of	de	tot	pf	tp	a	to	blk	s	min	
15	Bonner, Matt	F	3	6	1	1	1	2	1	3	4	4	8	2	0	0	1	26
25	Parker, Major	F	2	3	0	1	1	1	1	6	7	4	5	3	0	1	30	
50	Haslem, Udonis	C	9	15	0	0	6	8	2	9	11	4	24	3	6	0	2	37
05	Dupay, Teddy	G	2	6	0	3	5	7	0	2	2	1	9	3	0	0	1	31
10	Nelson, Brett	G	6	13	3	7	4	4	2	2	4	1	19	4	4	0	0	37
01	Greene, Orien	G	2	3	0	1	0	0	0	4	4	2	4	1	3	1	0	19
23	Halton, LaDarius	G	0	1	0	1	0	0	0	0	0	0	0	0	0	0	1	11
42	Colas, Bonell	G	0	2	0	0	0	0	0	0	0	3	0	1	0	0	1	9
TEAM								1		7		8						
<b>Totals</b>		<b>24 49</b>		<b>4 14</b>		<b>17 22</b>		<b>7 33 40</b>		<b>19 17</b>		<b>16 1</b>		<b>7 200</b>		<b>69</b>		

TOTAL FG%	1st Half: 11-26 42.3%	2nd Half: 13-23 56.5%	Game: 49.0%	DEADBALL
3-Pt. FG%	1st Half: 2-6 33.3%	2nd Half: 2-8 25.0%	Game: 28.6%	REBOUNDS
F Throw %	1st Half: 2-4 50.0%	2nd Half: 15-18 83.3%	Game: 77.3%	0

Technical: W. Kentucky-None. Florida-None.  
Attendance: 10,948

Score by Period	1st	2nd	Final
W. Kentucky	26	30	56
Florida	26	43	69

## (11) Temple 75, (3) Florida 54

March 18, 2001 • Superdome • New Orleans, La. • Second Round

Temple		tot-fg		3-pt		rebounds		pf		tp		a to blk		s min				
##	Player	fg	fga	fg	fga	ft	fta	of	de	tot	pf	tp	a	to	blk	s	min	
23	Wesby, Alex	F	6	13	1	6	0	1	3	5	8	2	13	0	1	0	1	40
34	Hawkins, David	F	1	5	1	3	4	5	2	5	7	3	7	0	0	0	2	24
42	Lyde, Kevin	C	4	8	0	0	3	3	2	2	4	4	11	1	1	0	0	33
14	Greer, Lynn	G	6	13	1	6	7	7	1	3	4	2	20	9	4	0	4	40
33	Wadley, Quincy	G	7	14	5	10	5	6	3	7	10	0	24	3	2	0	2	40
01	Jefferson, Greg	G	0	0	0	0	0	0	0	0	0	3	0	1	1	0	1	16
30	Rollerson, Ronald	G	0	1	0	0	0	0	0	1	1	3	0	0	0	0	0	7
TEAM								0		3		3						
<b>Totals</b>		<b>24 54</b>		<b>8 25</b>		<b>19 22</b>		<b>11 26 37</b>		<b>17 75</b>		<b>14 9</b>		<b>1 10</b>		<b>200</b>		

TOTAL FG%	1st Half: 15-32 46.9%	2nd Half: 9-22 40.9%	Game: 44.4%	DEADBALL
3-Pt. FG%	1st Half: 7-16 43.8%	2nd Half: 1-9 11.1%	Game: 32.0%	REBOUNDS
F Throw %	1st Half: 9-8 88.9%	2nd Half: 11-13 84.6%	Game: 86.4%	1

Florida		tot-fg		3-pt		rebounds		pf		tp		a to blk		s min				
##	Player	fg	fga	fg	fga	ft	fta	of	de	tot	pf	tp	a	to	blk	s	min	
15	Bonner, Matt	F	5	12	1	5	2	6	5	6	11	4	13	3	3	0	0	35
25	Parker, Major	F	1	3	1	3	2	2	1									

# NCAA TOURNAMENT BOX SCORES

## (2) Florida 85, (15) Sam Houston State 55

March 21, 2003 • St. Pete Times Forum • Tampa, Fla. • First Round

Sam Houston State		tot-fg	3-pt	rebounds		pf		a		to blk		s		min			
#	Player	fg	fga	ft	fta	of	de	tot	pf	tp	a	to	blk	s	min		
32	Freeman, Felton	F	2	4	1	2	0	0	0	2	3	5	0	2	0	12	
44	Cole, Donald	F	4	12	2	4	5	6	1	7	3	15	2	2	1	0	29
04	Oliphant, Jay	C	0	2	0	0	0	0	2	1	3	2	0	1	1	0	13
10	Barlow, Eddy	G	2	6	2	4	1	1	1	0	1	2	7	1	1	0	16
20	Shannon, Robert	G	1	7	0	3	0	0	0	1	1	1	2	1	3	0	26
14	Elbow, Marcus		0	2	0	0	0	0	0	1	1	1	0	3	2	0	14
15	Onwuchekwa, Sam		0	1	0	0	0	0	0	1	1	1	0	0	0	0	4
21	Winters, Rodrick		2	3	0	0	0	2	2	2	4	1	4	0	0	0	10
23	Stephenson, Jason		2	6	0	3	0	0	0	3	3	1	4	1	0	0	24
31	Jordan, Chris		2	4	1	2	3	7	1	0	1	1	8	1	2	0	24
33	Fobbs, Eddy		4	10	0	2	2	4	7	11	0	10	0	2	3	0	28
TEAM																	
<b>Totals</b>		<b>19</b>	<b>57</b>	<b>6</b>	<b>18</b>	<b>11</b>	<b>18</b>	<b>12</b>	<b>25</b>	<b>37</b>	<b>16</b>	<b>55</b>	<b>10</b>	<b>16</b>	<b>4</b>	<b>1</b>	<b>200</b>

TOTAL FG% 1st Half: 8-28 28.6% 2nd Half: 11-29 37.9% Game: 33.3% DEADBALL  
 3-Pt. FG% 1st Half: 3-9 33.3% 2nd Half: 3-9 33.3% Game: 33.3% REBOUNDS  
 F Throw % 1st Half: 5-8 62.5% 2nd Half: 6-10 60.0% Game: 61.1% 2

Florida		tot-fg	3-pt	rebounds		pf		a		to blk		s		min			
#	Player	fg	fga	ft	fta	of	de	tot	pf	tp	a	to	blk	s	min		
15	Bonner, Matt	F	3	11	1	4	0	1	3	5	8	0	7	1	3	1	27
44	Walsh, Matt	F	2	4	2	4	0	0	0	6	6	2	6	3	1	0	21
24	Lee, David	C	9	12	0	0	5	6	4	2	6	0	23	3	0	1	27
01	Roberson, Anthony	G	5	9	5	7	1	2	1	3	4	1	16	2	0	0	27
12	Hamilton, Justin	G	4	7	1	4	2	2	2	1	3	2	11	4	0	1	29
02	Boggan, Mario		0	1	0	0	0	2	0	0	0	1	0	1	0	0	3
03	Haimovitch, Seth		0	0	0	0	0	0	0	0	0	0	0	0	0	0	2
04	Moss, Adrian		2	4	0	0	0	0	0	2	2	2	4	1	0	0	12
05	Capko, Chris		0	0	0	0	0	0	0	0	0	0	0	0	0	0	2
10	Nelson, Brett		3	8	3	7	0	0	0	4	4	2	9	3	2	0	19
11	Drejer, Christian		3	4	1	2	0	0	0	1	1	2	7	4	2	0	15
22	Al-Kaleem, Rashid		0	0	0	0	0	0	0	1	1	0	0	0	0	0	4
42	Colas, Bonell		1	1	0	0	0	0	0	2	2	3	2	1	0	0	12
TEAM																	
<b>Totals</b>		<b>32</b>	<b>61</b>	<b>13</b>	<b>28</b>	<b>8</b>	<b>14</b>	<b>9</b>	<b>31</b>	<b>40</b>	<b>15</b>	<b>85</b>	<b>24</b>	<b>10</b>	<b>3</b>	<b>6</b>	<b>200</b>

TOTAL FG% 1st Half: 14-30 46.7% 2nd Half: 18-31 58.1% Game: 52.5% DEADBALL  
 3-Pt. FG% 1st Half: 4-13 30.8% 2nd Half: 9-15 60.0% Game: 46.4% REBOUNDS  
 F Throw % 1st Half: 6-8 75.0% 2nd Half: 2-6 33.3% Game: 57.1% 1

Technical fouls: Sam Houston State-None. Florida-None.  
 Attendance: 20,224

Score by Periods	1st	2nd	Final
Sam Houston State	24	31	55
Florida	38	47	85

## (7) Michigan State 68, (2) Florida 46

March 23, 2003 • St. Pete Times Forum • Tampa, Fla. • Second Round

Michigan State		tot-fg	3-pt	rebounds		pf		a		to blk		s		min			
#	Player	fg	fga	ft	fta	of	de	tot	pf	tp	a	to	blk	s	min		
15	Anderson, Alan	F	1	3	0	0	5	7	1	3	4	2	7	5	3	0	34
41	Lorbek, Erazem	F	4	7	2	5	2	4	2	5	7	4	12	1	1	0	27
25	Anagnone, Aloysius	C	3	3	0	0	0	0	0	1	1	5	6	0	2	0	16
05	Hill, Chris	G	5	8	2	5	0	0	0	3	3	2	12	3	0	0	31
23	Torbert, Kelvin	G	2	8	0	1	3	4	2	0	2	2	7	4	1	0	29
03	Wolfe, Adam		0	0	0	0	0	0	0	0	0	0	0	0	0	0	1
11	Johnson, Rashi		0	0	0	0	0	0	0	0	1	1	0	0	0	0	3
13	Ager, Maurice		6	9	2	5	2	2	0	1	1	0	16	1	0	0	20
30	Bograkos, Tim		0	0	0	0	0	0	0	0	0	0	0	0	0	0	2
40	Davis, Paul		4	5	0	0	0	1	1	4	5	1	8	0	1	0	24
44	Andreas, Jason		0	0	0	0	0	0	0	0	0	0	0	0	1	0	3
52	Westrick, Brian		0	1	0	0	0	0	0	0	0	0	0	0	0	0	1
55	Ballingier, Adam		0	1	0	0	0	0	0	2	1	3	0	0	1	0	9
TEAM																	
<b>Totals</b>		<b>25</b>	<b>45</b>	<b>6</b>	<b>16</b>	<b>12</b>	<b>18</b>	<b>9</b>	<b>21</b>	<b>30</b>	<b>18</b>	<b>68</b>	<b>15</b>	<b>10</b>	<b>0</b>	<b>5</b>	<b>200</b>

TOTAL FG% 1st Half: 14-20 70.0% 2nd Half: 11-25 58.1% Game: 55.6% DEADBALL  
 3-Pt. FG% 1st Half: 4-6 66.7% 2nd Half: 2-10 20.0% Game: 37.5% REBOUNDS  
 F Throw % 1st Half: 5-8 62.5% 2nd Half: 7-10 70.0% Game: 66.7% 3

Florida		tot-fg	3-pt	rebounds		pf		a		to blk		s		min			
#	Player	fg	fga	ft	fta	of	de	tot	pf	tp	a	to	blk	s	min		
15	Bonner, Matt	F	2	9	2	6	0	1	1	5	6	4	6	1	3	0	35
44	Walsh, Matt	F	2	6	1	3	0	0	1	1	2	2	5	3	1	0	23
24	Lee, David	C	5	8	0	0	6	7	2	2	4	4	16	2	4	0	32
01	Roberson, Anthony	G	0	6	0	6	0	0	0	0	0	1	0	2	2	0	23
12	Hamilton, Justin	G	5	7	2	2	2	2	0	1	1	2	12	0	1	0	36
02	Boggan, Mario		0	0	0	0	0	0	0	0	0	0	0	0	0	0	1
04	Moss, Adrian		1	1	0	0	0	0	1	2	3	3	2	0	1	0	7
05	Capko, Chris		0	0	0	0	0	0	0	0	0	0	0	0	0	0	1
10	Nelson, Brett		0	4	0	4	0	0	0	0	0	1	0	0	0	0	16
11	Drejer, Christian		0	0	0	0	0	0	0	1	1	2	3	0	0	0	18
22	Al-Kaleem, Rashid		0	0	0	0	0	0	0	0	0	0	0	0	0	0	2
42	Colas, Bonell		1	2	0	0	0	0	2	0	2	1	2	1	3	0	6
TEAM																	
<b>Totals</b>		<b>16</b>	<b>43</b>	<b>5</b>	<b>21</b>	<b>9</b>	<b>12</b>	<b>8</b>	<b>14</b>	<b>22</b>	<b>20</b>	<b>46</b>	<b>9</b>	<b>14</b>	<b>1</b>	<b>2</b>	<b>200</b>

TOTAL FG% 1st Half: 11-27 40.7% 2nd Half: 5-16 58.1% Game: 37.2% DEADBALL  
 3-Pt. FG% 1st Half: 4-14 28.6% 2nd Half: 1-7 14.3% Game: 23.8% REBOUNDS  
 F Throw % 1st Half: 1-1 100% 2nd Half: 8-11 72.7% Game: 75.0% 1

Technical fouls: Michigan State-None. Florida-None.  
 Attendance: 20,224

Score by Periods	1st	2nd	Final
Michigan State	37	31	68
Florida	27	19	46

## (12) Manhattan 75, (5) Florida 60

March 18, 2004 • RBC Center • Raleigh, N.C. • First Round

Manhattan		tot-fg	3-pt	rebounds		pf		a		to blk		s		min			
#	Player	fg	fga	ft	fta	of	de	tot	pf	tp	a	to	blk	s	min		
15	Holmes, Dave	F	5	10	0	0	2	3	4	8	12	2	1	2	1	34	
44	Mulligan, Peter	F	6	13	1	2	4	5	1	2	3	4	17	1	2	1	28
51	Benton, Jason	C	1	3	0	0	0	0	1	2	3	1	2	0	1	0	20
03	Flores, Luis	G	8	23	3	7	7	9	0	3	3	2	26	0	2	0	39
05	Wingate, Jason	G	0	1	0	1	0	0	2	0	2	4	0	4	2	0	22
10	Gatling, Justin		0	0	0	0	0	0	0	0	0	0	0	0	0	0	1
11	Minor, Kenny		3	4	1	2	0	0	0	0	0	3	7	2	0	0	1
12	Johnson, Christiano		0	0	0	0	0	0	0	0	0	0	0	0	0	0	1
14	Enescu, Mihai		0	0	0	0	0	0	0	0	0	0	0	0	0	0	1
21	Ngarndi, Guy		0	1	0	0	0	0	0	2	2	0	0	0	0	0	3
23	Johnson, Darren		0	0	0	0	0	0	0	0	0	0	0	0	0	0	1
33	Konovlechick, Mike		3	5	1	3											



# NCAA TOURNAMENT BOX SCORES

## (5) Villanova 76, (4) Florida 65

March 20, 2005 • Gaylord Entertainment Center • Nashville, Tenn. • Second Round

Florida		tot-fg		3-pt		rebounds		pf		tp		a to blk		s min																			
#	Player	fg	fga	fg	fga	ft	fta	of	de	tot	pf	tp	a	to	blk	s	min																
02	Foye, Randy	F	6	17	1	4	5	6	1	3	4	3	18	1	3	0	2	36															
34	Sumpter, Curtis	F	3	4	1	1	1	1	2	4	6	1	8	1	0	0	10	10															
50	Sheridan, Will	C	2	5	0	0	0	3	4	7	4	4	4	0	1	1	20	20															
12	Nardi, Mike	G	1	6	1	3	0	0	0	0	0	2	3	3	2	0	2	38															
14	Ray, Allan	G	0	6	0	3	7	8	0	1	1	4	7	3	4	0	2	29															
13	Lowry, Kyle	G	7	11	0	0	1	3	0	5	5	3	15	2	1	1	3	31															
20	Fraser, Jason	G	5	9	0	0	11	17	9	6	15	3	21	0	2	1	0	30															
21	Charles, Chris	G	0	0	0	0	0	0	1	1	2	2	0	1	0	0	3	3															
44	Austin, Marcus	G	0	0	0	0	0	0	0	0	1	1	0	0	1	1	3	3															
TEAM				2		3		5																									
<b>Totals</b>		<b>24</b>		<b>58</b>		<b>3</b>		<b>11</b>		<b>25</b>		<b>35</b>		<b>17</b>		<b>27</b>		<b>44</b>		<b>23</b>		<b>76</b>		<b>10</b>		<b>14</b>		<b>4</b>		<b>11</b>		<b>200</b>	

TOTAL FG%	1st Half: 15-33 45.5%	2nd Half: 9-25 36.0%	Game: 41.4%	DEADBALL
3-Pt. FG%	1st Half: 2-7 28.6%	2nd Half: 1-4 25.0%	Game: 27.3%	REBOUNDS
F Throw %	1st Half: 7-11 63.6%	2nd Half: 18-24 75.0%	Game: 71.4%	3

Florida		tot-fg		3-pt		rebounds		pf		tp		a to blk		s min																	
#	Player	fg	fga	fg	fga	ft	fta	of	de	tot	pf	tp	a	to	blk	s	min														
02	Brewer, Corey	F	3	7	2	4	3	5	0	1	1	3	11	1	4	0	1	28													
24	Lee, David	F	7	12	0	0	6	7	3	10	5	20	2	3	3	3	33														
42	Horford, Al	C	0	1	0	0	0	1	1	4	5	4	0	1	0	1	22														
01	Roberson, Anthony	G	1	8	1	4	2	2	0	0	0	4	5	1	2	0	26														
44	Walsh, Matt	G	4	13	2	6	2	2	1	8	9	5	12	3	4	0	32														
04	Moss, Adrian	G	0	0	0	0	0	0	1	1	2	2	0	0	0	0	3														
10	Ingram, Cornelius	G	0	0	0	0	0	0	0	0	0	1	0	0	0	0	1														
11	Green, Taurean	G	2	5	1	2	4	6	0	1	1	1	9	1	3	0	1	22													
12	Humphrey, Lee	G	1	2	1	2	1	2	0	0	0	1	4	0	2	0	0	16													
13	Noah, Joakim	G	0	0	0	0	0	0	1	1	1	1	0	0	0	0	2														
32	Richard, Chris	G	2	4	0	0	0	0	2	2	3	4	0	1	0	0	15														
TEAM				0		3		3																							
<b>Totals</b>		<b>20</b>		<b>52</b>		<b>7</b>		<b>18</b>		<b>18</b>		<b>25</b>		<b>10</b>		<b>24</b>		<b>34</b>		<b>30</b>		<b>65</b>		<b>9</b>		<b>19</b>		<b>4</b>		<b>200</b>	

TOTAL FG%	1st Half: 10-25 40.0%	2nd Half: 10-27 37.0%	Game: 38.5%	DEADBALL
3-Pt. FG%	1st Half: 3-8 37.5%	2nd Half: 4-10 40.0%	Game: 38.9%	REBOUNDS
F Throw %	1st Half: 9-14 64.3%	2nd Half: 9-11 81.8%	Game: 72.0%	2

Technical fouls: Villanova-None. Florida-None.  
Attendance: 17,018

Score by Periods	1st	2nd	Final
Villanova	39	37	76
Florida	32	33	65

## (3) Florida 76, (14) South Alabama, 50

March 16, 2006 • Veterans Memorial Arena, Jacksonville, Fla. • First Round

South Alabama		tot-fg		3-pt		rebounds		pf		tp		a to blk		s min																			
#	Player	fg	fga	fg	fga	ft	fta	of	de	tot	pf	tp	a	to	blk	s	min																
01	Phillips, Michael	F	2	8	0	0	0	2	1	2	3	4	0	0	1	1	20																
13	Buboltz, Leandro	F	5	7	4	5	0	0	1	2	3	2	14	0	1	0	20																
02	Jointer, Mario	G	4	10	2	5	0	0	0	7	7	4	10	3	5	0	27																
03	Christie, Chey	G	3	8	1	1	0	0	1	2	3	2	7	2	0	0	20																
11	Smith, Carlos	G	2	4	1	2	0	0	0	0	0	1	5	2	2	0	1	26															
04	Collins, Jeffrey	G	0	5	0	3	0	0	0	0	0	1	0	0	0	0	13																
10	Bennett, Demetric	G	3	7	1	1	0	0	1	4	5	1	7	0	3	0	21																
14	Cowherd, Stephen	G	0	2	0	1	0	0	0	0	0	1	0	1	0	0	14																
21	Grigsby, Trajinski	G	0	0	0	0	0	0	1	1	0	0	0	0	0	0	1																
33	McGriff, Jason	G	0	1	0	0	1	2	0	1	1	1	1	0	1	1	18																
35	Law, Richard	G	0	3	0	2	2	2	0	3	3	1	2	0	3	1	0	20															
TEAM				3		6		3		3		6																					
<b>Totals</b>		<b>19</b>		<b>55</b>		<b>9</b>		<b>20</b>		<b>3</b>		<b>6</b>		<b>7</b>		<b>24</b>		<b>31</b>		<b>17</b>		<b>50</b>		<b>8</b>		<b>16</b>		<b>3</b>		<b>7</b>		<b>200</b>	

TOTAL FG%	1st Half: 9-27 33.3%	2nd Half: 10-28 35.7%	Game: 34.5%	DEADBALL
3-Pt. FG%	1st Half: 5-13 38.5%	2nd Half: 4-7 57.1%	Game: 45.0%	REBOUNDS
F Throw %	1st Half: 2-4 50.0%	2nd Half: 1-2 50.0%	Game: 50.0%	1

Florida		tot-fg		3-pt		rebounds		pf		tp		a to blk		s min																			
#	Player	fg	fga	fg	fga	ft	fta	of	de	tot	pf	tp	a	to	blk	s	min																
02	Brewer, Corey	F	4	12	2	5	0	0	2	6	8	2	10	3	4	0	2	29															
13	Noah, Joakim	F	6	9	0	0	4	5	1	7	8	1	16	7	3	5	3	31															
42	Horford, Al	C	6	8	0	0	2	2	4	9	13	1	14	5	0	0	1	25															
11	Green, Taurean	G	2	9	1	7	2	3	0	4	4	1	7	3	1	1	35																
12	Humphrey, Lee	G	7	9	6	8	0	0	0	0	0	1	20	0	2	0	31																
01	Swanson, Brett	G	0	0	0	0	0	0	0	0	0	0	0	0	0	0	1																
04	Moss, Adrian	G	0	1	0	1	0	0	0	2	2	0	0	0	0	0	7																
15	Hodge, Walter	G	1	4	1	4	0	0	0	1	1	2	3	2	0	0	1	22															
22	Berry, Jack	G	0	0	0	0	0	0	0	0	0	0	0	0	0	0	1																
25	Tyler, Garrett	G	0	0	0	0	0	0	0	0	0	0	0	0	0	0	1																
32	Richard, Chris	G	3	6	0	0	0	0	0	1	1	1	6	0	0	0	16																
33	Huertas, David	G	0	1	0	0	0	0	0	0	0	0	0	0	0	0	1																
TEAM				1		2		8		10		8		31		39																	
<b>Totals</b>		<b>29</b>		<b>59</b>		<b>10</b>		<b>25</b>		<b>8</b>		<b>10</b>		<b>8</b>		<b>31</b>		<b>39</b>		<b>9</b>		<b>76</b>		<b>21</b>		<b>11</b>		<b>7</b>		<b>8</b>		<b>200</b>	

TOTAL FG%	1st Half: 12-30 40.0%	2nd Half: 17-29 58.6%	Game: 49.2%	DEADBALL
3-Pt. FG%	1st Half: 5-15 33.3%	2nd Half: 5-10 50.0%	Game: 40.0%	REBOUNDS
F Throw %	1st Half: 2-4 50.0%	2nd Half: 6-6 100%	Game: 80.0%	0

Technical fouls: South Alabama-None. Florida-None.  
Attendance: 13,777

Score by Periods	1st	2nd	Final
South Alabama	25	25	50
Florida	31	45	76

## (3) Florida 82, (11) Wisconsin-Milwaukee, 60

March 18, 2006 • Veterans Memorial Arena • Jacksonville, Fla. • Second Round

Wisconsin-Milwaukee		tot-fg		3-pt		rebounds		pf		tp		a to blk		s min				
#	Player	fg	fga	fg	fga	ft	fta	of	de	tot	pf	tp	a	to	blk	s	min	
13	Tucker, Joah	F	4	14	1	5	0	0	2	2	3	9	2	3	0	0	28	
21	McCoy, Jason	F	2	3	0	1	0	1	1	2	4	1	0	1	1	20		
44	Tigert, Adrian	C	11	13	2	2	3	4	2	6	8	4	27	3	2	1	0	34
02	Hill, Chris	G	0	6	0	4	0	1	2	2	4	5	0	2	1	1	36	
24	Davis, Boo	G	3	12	2	4	2	3	4	5	9	1	6	2	2	0	3	35
01	Massiah, Kevin	G	0	0	0	0	0	0	0	0	0	0	0	0	0	0	1	
03	Smith, Avery	G	0	3	0	0	2	4	1	2	3	2	2	0	3	0	1	19
04	Pancratz, Mark	G	0	2	0	0	2	2	1	0	1	0	2	0	0	0	5	
12	Hanson, Allan	G	2	3	2	3	0	0	1	0	1	1	6	0	0	0	8	
33	Hansen, Nick	G	0	0	0	0	0	0	0	0	0	0	0	0	0	0	2	
40	Bendall, Michael	G	0	0	0	0	0	2	0	0	0	0	0	0	0	0	1	
42	Young, Tyrone	G	0	2	0													

# NCAA TOURNAMENT BOX SCORES

## (3) Florida 75, (1) Villanova 62

March 26, 2006 • H.H.H. Metrodome • Minneapolis, Minn. • Regional Final

Florida		tot-fg		3-pt		rebounds		pf		tp		a		to blk		s		min	
##	Player	fg	fga	fg	fga	ft	fta	of	de	tot	pf	tp	a	to	blk	s	min		
02	Brewer, Corey	F	4	7	1	2	2	3	0	3	3	5	11	2	2	0	0	17	
13	Noah, Joakim	F	4	8	0	0	13	15	0	15	15	1	21	1	3	5	1	36	
42	Horford, Al	C	6	12	0	0	0	8	7	15	2	12	1	3	2	0	33		
11	Green, Taurean	G	3	9	1	4	12	13	1	1	2	3	19	4	3	0	1	37	
12	Humphrey, Lee	G	3	12	2	9	0	0	1	1	2	2	8	4	1	0	0	38	
04	Moss, Adrian		0	0	0	0	0	0	1	1	2	0	0	0	1	0	0	2	
15	Hodge, Walter		0	2	0	1	0	0	1	2	3	4	0	0	0	0	0	12	
32	Richard, Chris		1	2	0	0	0	0	3	1	4	2	2	1	1	0	11		
33	Huertas, David		1	2	0	1	0	0	2	1	3	3	2	1	2	0	0	14	
TEAM								2		2		4							
<b>Totals</b>		<b>22 54</b>		<b>4 17</b>		<b>27 31</b>		<b>19 34 53</b>		<b>22 75</b>		<b>14 16 8</b>		<b>2 200</b>					

TOTAL FG%	1st Half: 12-30 40.0%	2nd Half: 10-24 41.7%	Game: 40.7%	DEADBALL
3-Pt. FG%	1st Half: 2-9 22.2%	2nd Half: 2-8 25.0%	Game: 23.5%	REBOUNDS
F Throw %	1st Half: 9-10 90.0%	2nd Half: 18-21 85.7%	Game: 87.1%	3

Villanova		tot-fg		3-pt		rebounds		pf		tp		a		to blk		s		min	
##	Player	fg	fga	fg	fga	ft	fta	of	de	tot	pf	tp	a	to	blk	s	min		
02	Foye, Randy	F	7	18	2	8	9	10	3	5	8	5	25	0	2	0	2	37	
14	Ray, Allan	F	5	19	1	7	0	0	2	0	2	4	11	1	2	0	0	27	
50	Sheridan, Will	C	0	6	0	0	1	2	3	2	5	4	1	0	1	1	0	30	
01	Lowry, Kyle	G	1	9	0	0	1	1	2	2	4	5	3	2	0	1	2	29	
12	Nardi, Mike	G	2	11	1	7	3	4	1	3	4	3	8	4	0	0	1	35	
03	Benn, Bilal		0	0	0	0	0	0	0	0	0	0	0	0	0	0	1		
20	Fraser, Jason		1	4	0	0	7	7	5	2	7	0	9	1	1	4	0	22	
21	Charles, Chris		0	0	0	0	0	0	0	0	0	0	0	0	0	0	1		
22	Dunleavy, Baker		0	0	0	0	0	0	0	0	0	0	0	0	0	0	1		
23	Anderson, Dwayne		0	2	0	1	1	2	1	0	1	0	1	0	0	0	1		
33	Cunningham, Dante		1	2	0	0	0	1	1	0	1	2	2	0	0	0	1	10	
35	Clark, Shane		1	2	0	0	0	0	4	0	4	1	2	0	0	0	0	6	
TEAM								4		4									
<b>Totals</b>		<b>18 73</b>		<b>4 23</b>		<b>22 27</b>		<b>26 14 40</b>		<b>24 62</b>		<b>8 6 6</b>		<b>6 200</b>					

TOTAL FG%	1st Half: 8-38 21.1%	2nd Half: 10-35 28.6%	Game: 24.7%	DEADBALL
3-Pt. FG%	1st Half: 2-8 25.0%	2nd Half: 2-15 13.3%	Game: 17.4%	REBOUNDS
F Throw %	1st Half: 12-13 92.3%	2nd Half: 10-14 71.4%	Game: 81.5%	0

Technical fouls: Florida-None. Villanova-Ray.  
Attendance: 21,613

Score by Period	1st	2nd	Final
Florida	35	40	75
Villanova	30	32	62

## (3) Florida 73, (11) George Mason 58

April 1, 2006 • RCA Dome • Indianapolis, Ind. • Final Four

George Mason		tot-fg		3-pt		rebounds		pf		tp		a		to blk		s		min	
##	Player	fg	fga	fg	fga	ft	fta	of	de	tot	pf	tp	a	to	blk	s	min		
34	Thomas, Will	F	4	12	0	0	2	5	1	2	3	2	10	0	1	1	3	23	
55	Lewis, Jai	F	5	13	0	1	3	5	6	5	11	4	13	1	1	0	2	37	
01	Skinn, Tony	G	5	12	1	4	2	3	1	2	3	3	13	1	2	0	1	29	
22	Butler, Lamar	G	4	7	0	2	0	0	4	4	1	8	1	4	1	0	36		
42	Campbell, Folarin	G	3	5	1	2	3	3	0	1	1	4	10	0	2	0	0	25	
02	Carter, Jordan		0	0	0	0	0	0	0	0	0	0	0	0	1	0	0	7	
03	Konate, Makan		0	0	0	0	0	0	0	0	0	0	0	0	0	0	0	1	
05	Norwood, Gabe		1	4	0	2	0	0	0	1	1	0	2	3	0	0	2	25	
12	Burns, Tim		0	0	0	0	0	0	0	0	0	0	0	0	0	0	0	1	
40	Fleming, Chris		0	0	0	0	0	0	0	0	0	0	0	0	0	0	0	1	
50	Hernandez, Sammy		1	3	0	0	0	0	2	0	2	1	2	0	0	0	0	4	
TEAM								1		1		2							
<b>Totals</b>		<b>23 56</b>		<b>2 11</b>		<b>10 14</b>		<b>11 16 27</b>		<b>16 58</b>		<b>6 11 2</b>		<b>8 200</b>					

TOTAL FG%	1st Half: 11-29 37.9%	2nd Half: 12-27 44.4%	Game: 41.1%	DEADBALL
3-Pt. FG%	1st Half: 0-4 0.0%	2nd Half: 2-7 28.6%	Game: 18.2%	REBOUNDS
F Throw %	1st Half: 4-4 100%	2nd Half: 6-10 60.0%	Game: 71.4%	2

Florida		tot-fg		3-pt		rebounds		pf		tp		a		to blk		s		min	
##	Player	fg	fga	fg	fga	ft	fta	of	de	tot	pf	tp	a	to	blk	s	min		
02	Brewer, Corey	F	6	11	3	6	4	5	2	4	6	1	19	1	6	0	1	34	
13	Noah, Joakim	F	5	11	0	1	2	2	1	7	8	3	12	2	3	4	1	26	
42	Horford, Al	C	2	7	0	0	2	3	6	7	13	3	6	4	4	0	0	29	
11	Green, Taurean	G	3	9	3	6	6	6	2	1	3	1	15	0	1	0	2	36	
12	Humphrey, Lee	G	6	12	6	12	1	3	0	3	3	2	19	0	1	0	1	34	
04	Moss, Adrian		0	1	0	0	0	0	0	0	0	0	0	0	0	0	0	3	
15	Hodge, Walter		0	1	0	0	0	0	0	0	0	1	0	0	0	0	0	10	
32	Richard, Chris		1	1	0	0	0	0	2	1	3	1	2	1	0	0	0	24	
33	Huertas, David		0	0	0	0	0	0	0	0	0	0	0	0	0	0	0	4	
TEAM								3		1		4							
<b>Totals</b>		<b>23 53</b>		<b>12 25</b>		<b>15 19</b>		<b>16 24 40</b>		<b>12 73</b>		<b>8 15 4</b>		<b>5 200</b>					

TOTAL FG%	1st Half: 11-32 34.4%	2nd Half: 12-21 57.1%	Game: 43.4%	DEADBALL
3-Pt. FG%	1st Half: 6-15 40.0%	2nd Half: 6-10 60.0%	Game: 48.0%	REBOUNDS
F Throw %	1st Half: 3-4 75.0%	2nd Half: 12-15 80.0%	Game: 78.9%	2

Technical fouls: George Mason-None. Florida-Green.

Attendance: 43,822

Score by Periods	1st	2nd	Final
George Mason	26	32	58
Florida	31	42	73

## (3) Florida 73, (2) UCLA 57

April 3, 2006 • RCA Dome, Indianapolis, Ind. • National Championship Game

Florida		tot-fg		3-pt		rebounds		pf		tp		a		to blk		s		min	
##	Player	fg	fga	fg	fga	ft	fta	of	de	tot	pf	tp	a	to	blk	s	min		
02	Brewer, Corey	F	4	12	2	3	1	3	3	4	7	3	11	4	2	1	3	37	
13	Noah, Joakim	F	7	9	0	0	2	2	7	9	2	16	3	2	6	1	33		
42	Horford, Al	C	5	8	0	0	4	5	2	5	7	2	16	3	2	6	1	33	
11	Green, Taurean	G	1	9	0	7	0	1	0	4	4	1	2	8	1	0	0	36	
12	Humphrey, Lee	G	4	8	4	8	3	3	0	1	1	1	15	2	0	0	0	36	
04	Moss, Adrian		3	6	0	0	3	4	2	4	6	0	9	0	0	0	0	10	
15	Hodge, Walter		0	3	0	1	0	0	0	1	1	1	0	1	0	0	2	12	
32	Richard, Chris		2	3	0	0	2	2	0	0	0	3	6	0	0	1	0	12	
TEAM								9		26		35		13		73		21 6 10 7 200	
<b>Totals</b>		<b>26 58</b>		<b>6 19</b>		<b>15 20</b>		<b>9 26 35</b>		<b>13 73</b>		<b>21 6 10 7</b>		<b>200</b>					

TOTAL FG%	1st Half: 12-27 44.4%	2nd Half: 14-31 45.2%	Game: 44.8%	DEADBALL
3-Pt. FG%	1st Half: 2-9 22.2%	2nd Half: 4-10 40.0%	Game: 31.6%	REBOUNDS
F Throw %	1st Half: 10-12 83.3%	2nd Half: 5-8 62.5%	Game: 75.0%	2,1

UCLA		tot-fg		3-pt		rebounds		pf		tp		a		to blk		s		min	
##	Player	fg	fga	fg	fga	ft	fta	of	de	tot	pf								

# NCAA TOURNAMENT BOX SCORES

## (1) Florida 74, (9) Purdue 67

March 18, 2007 • New Orleans Arena • New Orleans, La. • Second Round

Purdue		tot-fg	3-pt	rebounds		pf		tp		a to blk		s min		
##	Player	fg	fga	ft	fta	of	de	tot	pf	tp	a	to	blk	s min
01	Watt, Gordon	F	1 4	0 1	0 2	0 4	4 4	4 2	2 3	0 2	18			
14	Landry, Carl	F	8 14	0 0	2 5	5 5	10 3	18 4	5 1	3 3	39			
02	Teague, David	G	6 15	2 7	0 0	3 2	5 3	14 2	1 0	1 3	38			
03	Kramer, Chris	G	6 12	2 4	0 0	1 1	2 4	14 3	3 0	4 3	34			
05	Grant, Keaton	G	2 3	1 1	0 0	0 1	1 2	5 1	0 0	0 2	21			
04	Lutz, Chris		1 2	0 1	0 0	1 0	1 2	2 2	2 0	0 1	23			
12	Crump, Tarrance		3 6	0 1	3 4	0 1	1 1	9 1	0 0	1 1	16			
20	Green, Marcus		1 3	0 2	1 2	1 1	2 3	3 3	0 0	0 0	9			
30	Ochendu, Johnathan		0 0	0 0	0 0	0 1	1 1	0 0	0 0	0 2				
TEAM						0 1	1 1							
<b>Totals</b>		<b>28 59</b>	<b>5 17</b>	<b>6 13</b>	<b>11 17 28</b>	<b>23 67</b>	<b>15 12 1 12</b>	<b>200</b>						

First Half - FG: 13-26 (.500), 3-FG: 2-8 (.250), FT: 3-8 (.375)

TOTAL FG%	1st Half: 13-26 50.0%	2nd Half: 15-33 45.5%	Game: 47.5%	DEADBALL
3-Pt. FG%	1st Half: 2-8 25.0%	2nd Half: 3-9 33.3%	Game: 29.4%	REBOUNDS
F Throw %	1st Half: 3-8 37.5%	2nd Half: 3-5 60.0%	Game: 46.2%	2

Florida		tot-fg	3-pt	rebounds		pf		tp		a to blk		s min		
##	Player	fg	fga	ft	fta	of	de	tot	pf	tp	a	to	blk	s min
02	Brewer, Corey	F	4 9	1 4	8 8	1 7	8 1	17 2	3 0	2 3	33			
13	Noah, Joakim	F	3 5	0 0	3 4	2 7	9 3	9 2	3 3	0 2	25			
42	Horford, Al	C	7 9	0 0	3 3	4 5	9 2	17 1	0 1	3 3	36			
11	Green, Taurean	G	3 9	2 8	6 6	0 0	0 1	14 2	5 0	0 3	38			
12	Humphrey, Lee	G	2 6	2 6	0 0	0 1	1 1	6 2	2 0	1 3	32			
15	Hodge, Walter		0 1	0 0	1 4	0 0	0 1	1 2	1 0	0 1	15			
21	Werner, Dan		0 0	0 0	0 0	0 0	0 1	0 0	0 0	0 1				
32	Richard, Chris		2 2	0 0	4 4	0 2	2 3	8 0	1 0	0 1	17			
34	Speights, Marreese		0 1	0 0	2 2	0 0	0 1	2 0	0 0	1 3				
TEAM						0 2	2 2							
<b>Totals</b>		<b>21 42</b>	<b>5 18</b>	<b>27 31</b>	<b>7 24 31</b>	<b>14 74</b>	<b>11 15 4 7</b>	<b>200</b>						

TOTAL FG%	1st Half: 8-22 36.4%	2nd Half: 13-20 65.0%	Game: 50.0%	DEADBALL
3-Pt. FG%	1st Half: 2-10 20.0%	2nd Half: 3-8 37.5%	Game: 27.8%	REBOUNDS
F Throw %	1st Half: 11-12 91.7%	2nd Half: 16-19 84.2%	Game: 87.1%	1,1

Technical fouls: Purdue-None. Florida-None.  
Attendance: 13,600

Score by Periods	1st	2nd	Final
Purdue	31	36	67
Florida	29	45	74

## (1) Florida 65, (5) Butler 57

March 23, 2007 • Edward Jones Dome • St. Louis, Mo. • Regional Semifinals

Butler		tot-fg	3-pt	rebounds		pf		tp		a to blk		s min		
##	Player	fg	fga	ft	fta	of	de	tot	pf	tp	a	to	blk	s min
24	Ligon, Brian	F	1 2	0 0	0 0	0 2	0 2	3 2	0 1	0 0	21			
33	Crone, Brandon	F	4 9	2 3	0 0	2 2	4 5	10 1	2 0	2 2	28			
01	Betko, Julian	G	1 3	0 0	0 0	0 0	0 5	2 1	1 0	0 2	25			
04	Graves, A.J.	G	4 13	1 6	2 3	0 3	3 2	11 2	3 0	1 3	38			
10	Green, Mike	G	4 12	0 3	4 6	1 5	6 4	12 3	1 0	0 3	26			
21	Veasley, Willie		0 0	0 0	0 0	0 1	1 0	0 0	0 0	0 3				
23	Nellems, Marcus		0 0	0 0	0 0	0 1	1 0	0 0	1 0	0 1	12			
32	Streicher, Drew		1 2	0 1	4 4	3 0	3 3	6 0	0 0	0 2	28			
34	Campbell, Pete		5 9	4 6	0 0	0 1	1 3	14 0	1 0	0 1	19			
TEAM						3 1	4 4							
<b>Totals</b>		<b>20 50</b>	<b>7 19</b>	<b>10 13</b>	<b>11 14 25</b>	<b>25 57</b>	<b>8 9 0 7</b>	<b>200</b>						

TOTAL FG%	1st Half: 10-25 40.0%	2nd Half: 10-25 40.0%	Game: 40.0%	DEADBALL
3-Pt. FG%	1st Half: 5-12 41.7%	2nd Half: 2-7 28.6%	Game: 36.8%	REBOUNDS
F Throw %	1st Half: 4-4 100%	2nd Half: 6-9 66.7%	Game: 76.9%	1,1

Florida		tot-fg	3-pt	rebounds		pf		tp		a to blk		s min		
##	Player	fg	fga	ft	fta	of	de	tot	pf	tp	a	to	blk	s min
02	Brewer, Corey	F	3 10	1 6	4 4	0 5	5 3	11 2	3 0	1 3	36			
13	Noah	F	2 4	0 0	9 11	3 6	9 1	13 2	2 1	0 3	32			
42	Horford	C	4 5	0 0	8 10	0 7	7 2	16 2	3 4	0 3	34			
11	Green	G	5 8	5 8	2 3	0 1	1 2	17 1	0 0	0 3	38			
12	Humphrey	G	2 5	2 5	0 0	0 0	0 4	6 0	2 0	0 3	32			
15	Hodge		0 0	0 0	0 0	0 0	0 0	2 0	1 0	0 0	14			
21	Werner		0 0	0 0	0 0	0 1	1 0	0 0	0 0	0 2				
32	Richard		1 2	0 0	0 0	2 0	2 2	2 1	3 1	0 1	12			
TEAM						1 1	2 2							
<b>Totals</b>		<b>17 34</b>	<b>8 19</b>	<b>23 28</b>	<b>6 21 27</b>	<b>16 9</b>	<b>13 6 1 200</b>	<b>65</b>						

TOTAL FG%	1st Half: 10-20 50.0%	2nd Half: 7-14 50.0%	Game: 50.0%	DEADBALL
3-Pt. FG%	1st Half: 5-12 41.7%	2nd Half: 3-7 42.9%	Game: 42.1%	REBOUNDS
F Throw %	1st Half: 10-12 83.3%	2nd Half: 13-16 81.3%	Game: 82.1%	1

Technical fouls: Butler-None. Florida-None.

Attendance: 26,214

Score by Period	1st	2nd	Final
Butler	29	28	57
Florida	35	30	65

## (1) Florida 85, (3) Oregon 77

March 25, 2007 • Edward Jones Dome, St. Louis, Mo. • Regional Final

Oregon		tot-fg	3-pt	rebounds		pf		tp		a to blk		s min		
##	Player	fg	fga	ft	fta	of	de	tot	pf	tp	a	to	blk	s min
01	Hairston, Malik	F	7 13	0 1	4 4	2 3	5 5	18 1	4 0	2 3	35			
04	Taylor, Bryce	F	3 6	1 2	0 0	3 5	8 3	7 2	0 0	1 3	39			
10	Leunen, Maarty	C	2 4	1 1	4 4	1 3	4 5	9 1	1 2	2 2	29			
00	Brooks, Aaron	G	11 19	3 6	2 2	1 1	2 4	27 4	4 0	1 3	34			
12	Porter, Tajuan	G	2 12	2 10	4 4	0 1	1 3	10 4	4 0	1 3	37			
25	Oguchi, Chamberlain		1 3	1 2	0 0	0 0	0 1	3 0	0 0	0 6				
42	Zahn, Adam		0 0	0 0	1 2	1 0	1 4	1 0	0 0	0 5				
45	Schafer, Ray		1 1	0 0	0 0	0 0	0 0	2 0	0 0	0 5				
50	Catron, Jovean		0 0	0 0	0 0	0 0	0 5	0 1	0 0	1 10				
TEAM						3 1	4 4							
<b>Totals</b>		<b>27 58</b>	<b>8 22</b>	<b>15 16</b>	<b>8 16 24</b>	<b>30 77</b>	<b>13 13 2 8</b>	<b>200</b>						

TOTAL FG%	1st Half: 15-28 53.6%	2nd Half: 12-30 40.0%	Game: 46.6%	DEADBALL
3-Pt. FG%	1st Half: 3-10 30.0%	2nd Half: 5-12 41.7%	Game: 36.4%	REBOUNDS
F Throw %	1st Half: 5-6 83.3%	2nd Half: 10-10 100%	Game: 83.8%	1,1

Florida		tot-fg	3-pt	rebounds		pf		tp		a to blk		s min		
##	Player	fg	fga	ft	fta	of	de	tot	pf	tp	a	to	blk	s min
02	Brewer, Corey	F	3 7	0 3	8 12	1 4	5 3	14 3	5 2	2 3	34			
13	Noah, Joakim	F	4 9	0 0	6 7	3 11	14 2	14 1	2 1	2 30				
42	Horford, Al	C	1 3	0 0	4 8	3 4	7 3	6 2	3 2	0 30				
11	Green, Taurean	G	5 12	4 8	7 10	0 2	2 1	21 3	3 0	0 38				
12	Humphrey, Lee	G	8 15	7 13	0 0	0 0	0 0	23 0	2 0	1 38				
15	Hodge, Walter		1 1	0 0	2 4	0 0	0 0	4 0	0 0	0 4				
21	Werner, Dan		0 0	0 0	0 0	1 0	1 2	0 0	1 0	0 4				
32	Richard, Chris		1 1	0 0	1 2	6 0	6 3	3 1	2 0	0 22				
TEAM						1 3	4 4							
<b>Totals</b>		<b>23 48</b>	<b>11 24</b>	<b>28 43</b>	<b>15 24 39</b>	<b>14 85</b>	<b>10 18 5 5</b>	<b>200</b>						

TOTAL FG%	1st Half: 13-28 46.4%	2nd Half: 10-20 50.0%	Game: 47.9%	DEADBALL
3-Pt. FG%	1st Half: 7-14 50.0%	2nd Half: 4-10 40.0%	Game: 45.8%	REBOUNDS
F Throw %	1st Half: 7-11 63.6%	2nd Half: 21-32 65.6%	Game: 65.1%	9

Technical fouls: Oregon-None. Florida-None.  
Attendance: 25,947

Score by Periods	1st	2nd	Final
Oregon	38	39	



# NCAA TOURNAMENT BOX SCORES

## (1) Florida 84, (1) Ohio State 75

April 2, 2007 • Georgia Dome • Atlanta, Ga. • National Championship Game

Ohio State	tot-fg	3-pt	rebounds		pf		tp		a to blk		s min	
## Player	fg fga	fg fga	ft fta	of de tot	pf	tp	a	to	blk	s	min	
03 Harris, Ivan	F 2 8	2 8	1 5	1 4 5	2 7	0 0	0 0	1 26				
20 Oden, Greg	C 10 15	0 0	5 8	4 8 12	4 25	1 2	4 0	1 38				
01 Conley Jr., Mike	G 7 13	1 3	5 6	1 2 3	3 20	6 2	0 4	34				
12 Lewis, Ron	G 6 13	0 4	0 1	2 1 3	3 12	0 1	0 1	34				
14 Butler, Jamar	G 1 7	1 6	0 0	0 2 2	3 3	1 1	0 2	36				
23 Lighty, David	2 3	0 1	0 0	0 0 0	1 4	1 0	0 1	13				
31 Cook, Daquan	1 2	0 1	0 0	0 0 0	1 2	1 0	0 1	9				
42 Terwilliger, Matt	1 1	0 0	0 0	0 0 0	1 2	0 0	0 0	5				
45 Hunter, Othello	0 2	0 0	0 0	2 0 2	2 0	0 1	0 0	5				
TEAM				0 1 1								
<b>Totals</b>	<b>30 64</b>	<b>4 23</b>	<b>11 17</b>	<b>10 18 28</b>	<b>20 75</b>	<b>10 7</b>	<b>4 11</b>	<b>200</b>				

TOTAL FG%	1st Half: 13-30 43.3%	2nd Half: 17-34 41.2%	Game: 46.9%	DEADBALL
3-Pt. FG%	1st Half: 2-12 16.7%	2nd Half: 2-11 18.2%	Game: 17.4%	REBOUNDS
F Throw %	1st Half: 1-2 50.0%	2nd Half: 10-15 66.7%	Game: 64.7%	2

Florida	tot-fg	3-pt	rebounds		pf		tp		a to blk		s min	
## Player	fg fga	fg fga	ft fta	of de tot	pf	tp	a	to	blk	s	min	
02 Brewer, Corey	F 4 12	3 8	2 2	0 8 8	2 13	1 1	1 3	36				
13 Noah, Joakim	F 1 3	0 0	6 6	0 3 3	4 8	0 2	0 1	21				
42 Horford, Al	C 6 15	0 0	6 8	4 8 12	3 18	3 2	2 0	34				
11 Green, Taurean	G 4 6	3 3	5 5	0 3 3	0 16	6 6	0 0	38				
12 Humphrey, Lee	G 5 8	4 7	0 0	0 1 1	1 14	1 0	0 0	34				
15 Hodge, Walter	2 2	0 0	1 1	0 1 1	1 5	0 1	0 1	11				
32 Richard, Chris	3 5	0 0	2 3	5 3 8	5 8	0 3	0 0	20				
34 Speights, Marreese	1 2	0 0	0 0	1 1 2	3 2	0 0	0 0	6				
TEAM												
<b>Totals</b>	<b>26 53</b>	<b>10 18</b>	<b>22 25</b>	<b>10 28 38</b>	<b>19 11</b>	<b>15 3</b>	<b>5 200</b>	<b>84</b>				

TOTAL FG%	1st Half: 13-27 48.1%	2nd Half: 13-26 50.0%	Game: 49.1%	DEADBALL
3-Pt. FG%	1st Half: 6-9 66.7%	2nd Half: 4-9 44.4%	Game: 55.6%	REBOUNDS
F Throw %	1st Half: 8-10 80.0%	2nd Half: 14-15 93.3%	Game: 88.0%	2

Technical fouls: Ohio State-None. Florida-None.  
Attendance: 51,458

Score by Period	1st	2nd	Final
Ohio State	29	46	75
Florida	40	44	84

## (7) BYU 99, (10) Florida 92 (2OT)

March 18, 2010 • Ford Center • Oklahoma City, Okla. • First Round

Florida	tot-fg	3-pt	rebounds		pf		tp		a to blk		s min	
## Player	fg fga	fg fga	ft fta	of de tot	pf	tp	a	to	blk	s	min	
23 Tyus, Alex	F 3 11	0 1	0 0	3 6 9	2 6	1 0	2 0	29				
25 Parsons, Chandler	F 8 20	2 8	2 5	6 4 10	3 20	6 5	1 2	46				
32 Macklin, Vernon	C 7 9	0 0	2 3	3 4 7	3 16	0 3	0 1	33				
01 Boynton, Kenny	G 8 16	5 10	6 7	1 1 2	5 27	3 4	0 1	40				
11 Walker, Erving	G 4 16	3 13	1 1	0 2 2	4 12	4 7	0 0	44				
03 Shipman, Ray	0 0	0 0	0 0	0 2 2	2 0	0 0	0 0	11				
21 Werner, Dan	1 2	0 0	2 2	3 2 5	4 4	1 1	0 2	36				
33 Murphy, Erik	3 4	0 0	1 1	1 0 1	3 7	0 1	1 0	11				
TEAM				3 4 7								
<b>Totals</b>	<b>34 78</b>	<b>10 32</b>	<b>14 19</b>	<b>20 25 45</b>	<b>24 92</b>	<b>15 21</b>	<b>4 7</b>	<b>250</b>				

TOTAL FG%	1st Half: 12-26 46.2%	2nd Half: 15-27 55.6%	OT: 7-25 28.0%	Game: 49.1%	DEADBALL
3-Pt. FG%	1st Half: 6-12 50.0%	2nd Half: 6-12 50.0%	OT: 1-10 10.0%	Game: 55.6%	REBOUNDS
F Throw %	1st Half: 6-8 75.0%	2nd Half: 6-8 75.0%	OT: 2-2 100%	Game: 88.0%	6

BYU	tot-fg	3-pt	rebounds		pf		tp		a to blk		s min	
## Player	fg fga	fg fga	ft fta	of de tot	pf	tp	a	to	blk	s	min	
34 Hartssock	F 3 7	0 0	2 2	1 2 3	1 8	1 1	1 0	38				
54 Miles	C 1 1	0 0	0 0	1 3 4	2 2	2 1	0 0	22				
04 Emery	G 2 7	2 5	4 6	2 5 7	4 10	1 1	0 1	40				
23 Haws	G 3 5	0 0	2 2	1 0 1	2 8	2 0	0 1	21				
32 Fredette	G 13 26	3 8	8 10	1 1 2	1 37	3 5	1 2	46				
00 Davies	0 1	0 0	0 2	1 5 6	4 0	0 2	1 1	19				
01 Abouo	1 2	0 0	0 0	0 1 1	0 2	1 0	0 0	10				
10 Loyd Jr.	7 10	3 5	9 10	0 2 2	1 26	0 2	0 4	35				
45 Tavernari	2 6	2 5	0 0	0 3 3	2 6	1 0	0 3	19				
TEAM				3 1 4								
<b>Totals</b>	<b>32 65</b>	<b>10 23</b>	<b>25 32</b>	<b>10 23 33</b>	<b>17 99</b>	<b>11 12</b>	<b>2 12</b>	<b>250</b>				

First Half - FG: 15-29 (.517), 3-FG: 3-5 (.600), FT: 2-4 (.500)

TOTAL FG%	1st Half: 15-29 51.7%	2nd Half: 13-26 50.0%	OT: 4-10 40.0%	Game: 49.2%	DEADBALL
3-Pt. FG%	1st Half: 3-5 60.0%	2nd Half: 4-13 30.8%	OT: 3-5 60.0%	Game: 43.5%	REBOUNDS
F Throw %	1st Half: 2-4 50.0%	2nd Half: 10-10 100%	OT: 13-18 72.2%	Game: 78.1%	5

Technical fouls: Florida-None. BYU-None  
Attendance: 16,022

Score by Period	1st	2nd	1OT	2OT	Final
Florida	33	42	6	11	92
BYU	35	40	6	18	99

## (2) Florida 79, (15) UC Santa Barbara 51

March 17, 2011 • St. Pete Times Forum • Tampa, Fla. • First Round

UCSB	tot-fg	3-pt	rebounds		pf		tp		a to blk		s min	
## Player	fg fga	fg fga	ft fta	of de tot	pf	tp	a	to	blk	s	min	
00 Serna, Jaime	f 0 0	0 0	0 0	0 1 1	1 0	0 1	0 0	11				
21 Nunnally, James	f 4 8	1 4	3 4	0 6 6	2 12	1 3	0 0	34				
32 Pastorek, Jon	f 2 3	0 1	0 0	2 1 3	0 4	1 4	0 1	19				
11 Joyner, Justin	g 1 4	1 3	0 0	0 1 1	1 3	2 2	0 1	25				
33 Johnson, Orlando	g 7 14	3 6	4 6	3 1 4	2 21	0 3	0 2	37				
03 Weiner, Jordan	0 3	0 2	0 0	0 1 1	2 0	0 1	0 2	13				
10 Boswell, Kyle	0 2	0 2	0 0	0 0 0	4 0	0 0	0 0	10				
20 Brew, Will	1 4	0 0	0 0	0 0 0	2 2	0 1	0 1	10				
24 Peterson, Christian	0 0	0 0	0 0	0 0 0	0 0	0 0	0 0	1				
25 Devenny, Lucas	0 1	0 0	0 2	0 0 0	0 0	0 1	0 0	5				
43 Leaf, Troy	1 3	0 1	2 2	0 2 2	1 4	2 1	0 0	11				
55 Somogyi, Greg	1 5	0 0	3 4	2 4 6	2 5	2 0	3 0	24				
TEAM				1 1 2								
<b>Totals</b>	<b>17 47</b>	<b>5 19</b>	<b>12 18</b>	<b>8 18 26</b>	<b>17 51</b>	<b>8 17</b>	<b>3 7</b>	<b>200</b>				

TOTAL FG%	1st Half: 6-22 27.3%	2nd Half: 11-25 44.0%	Game: 36.2%	DEADBALL
3-Pt. FG%	1st Half: 4-12 33.3%	2nd Half: 1-7 14.3%	Game: 26.3%	REBOUNDS
F Throw %	1st Half: 3-6 50.0%	2nd Half: 9-12 75.0%	Game: 66.7%	2

Florida	tot-fg	3-pt	rebounds		pf		tp		a to blk		s min	
## Player	fg fga	fg fga	ft fta	of de tot	pf	tp	a	to	blk	s	min	
23 Tyus, Alex	f 4 5	0 0	0 2	0 6 6	1 8	1 1	1 2	20				
25 Parsons, Chandler	f 4 9	2 6	0 0	1 6 7	2 10	10 3	1 2	27				
32 Macklin, Vernon	c 4 5	0 0	2 2	0 3 3	3 10	1 1	0 0	21				
01 Boynton, Kenny	g 6 9	1 4	0 0	0 0 0	2 13	1 0	0 4	27				
11 Walker, Erving	g 5 8	4 6	4 5	0 1 1	0 18	6 1	0 1	28				
04 Young, Patric	2 3	0 0	2 2	3 3 6	0 6	1 1	0 0	13				
05 Wilbekin, Scottie	0 3	0 2	2 2	1 2 3	2 2	2 2	0 1	20				
15 Yeguete, Will	1 1	0 0	0 0	2 1 3	1 2	0 2	0 1	11				
20 McClanahan, Kyle	0 0	0 0	3 4	0 0 0	1 3	0 0	0 0	3				
24 Prather, Casey	0 2	0 1	0 0	1 1 2	0 0	0 0	0 0	13				
33 Murphy, Erik	3 8	1 4	0 0	0 2 2	3 7	0 1	0 0	17				
TEAM				1 1 2								
<b>Totals</b>	<b>29 53</b>	<b>8 23</b>	<b>13 17</b>	<b>9 26 35</b>	<b>15 79</b>	<b>22 12</b>	<b>2 11</b>	<b>200</b>				

TOTAL FG%	1st Half: 18-31 58.1%	2nd Half: 11-22 50.0%	Game: 54.7%	DEADBALL
3-Pt. FG%	1st Half: 5-14 35.7%	2nd Half: 3-9 33.3%	Game: 34.8%	REBOUNDS
F Throw %	1st Half: 2-2 100%	2nd Half: 11-15 73.3%	Game: 76.5%	1

Technical fouls: UC Santa Barbara-None. Florida-None.  
Attendance: 15,504

Score by Periods	1st	2nd	Total
UC Santa Barbara	19	32	51
Florida	43	36	79

## (2) Florida 73, (7) UCLA 65

March 19, 2011 • St. Pete Times Forum • Tampa, Fla. • Second Round

UCLA	tot-fg	3-pt	rebounds		pf		tp		a to blk		s min	
## Player	fg fga	fg fga	ft fta	of de tot	pf	tp	a	to	blk	s	min	
22 Nelson, Reeves	f 4 10	0 2	8 10	3 8 11	1 16	1 2	0 0					

# NCAA TOURNAMENT BOX SCORES

## (2) Florida 83, (3) BYU 74 (OT)

March 24, 2011 • New Orleans Arena • New Orleans, La. • Regional Semifinals

BYU		tot-fg	3-pt	rebounds			pf	tp	a	to	blk	s	min
##	Player	fg	fga	fg	fga	ft	fta	of	de	tot			
34	Hartscock, Noah	f	3	9	1	4	2	2	3	5	8	1	9
01	Abou, Charles	g	2	9	0	3	2	2	2	0	2	3	6
04	Emery, Jackson	g	3	8	3	7	0	0	1	2	3	3	9
31	Collinsworth, Kyle	g	2	4	0	0	1	2	3	12	15	3	5
32	Fredette, Jimmer	g	11	29	3	15	7	7	0	2	2	3	32
12	Magnusson, Logan	g	2	4	1	2	1	1	2	3	4	6	2
13	Zylstra, Brock	g	0	0	0	0	0	0	0	0	0	0	1
15	Anderson, James	g	0	1	0	0	0	0	1	1	2	0	0
21	Rogers, Stephen	g	2	7	2	6	1	2	0	4	4	2	7
TEAM													
<b>Totals</b>		<b>25</b>	<b>71</b>	<b>10</b>	<b>37</b>	<b>14</b>	<b>16</b>	<b>12</b>	<b>30</b>	<b>42</b>	<b>19</b>	<b>74</b>	<b>13</b>

TOTAL FG%	1st Half: 14-35 40.0%	2nd Half: 9-30 30.0%	OT: 2-6 33.3%	Game: 35.2%	DEADBALL
3-Pt. FG%	1st Half: 5-17 29.4%	2nd Half: 5-16 31.3%	OT: 0-4 0.0%	Game: 27.0%	REBOUNDS
F Throw %	1st Half: 3-3 100%	2nd Half: 9-11 81.8%	OT: 2-2 100%	Game: 87.5%	1,2

Florida		tot-fg	3-pt	rebounds			pf	tp	a	to	blk	s	min
##	Player	fg	fga	fg	fga	ft	fta	of	de	tot			
23	Tyus, Alex	f	8	9	1	1	2	3	2	15	17	3	19
25	Parsons, Chandler	f	6	15	3	10	1	2	1	8	9	1	16
32	Macklin, Vernon	c	4	5	0	0	1	5	0	5	5	1	9
01	Boynton, Kenny	g	5	14	4	13	3	4	0	0	0	2	17
11	Walker, Erving	g	5	13	3	7	3	6	2	4	6	2	16
04	Young, Patric	g	1	2	0	0	0	2	2	2	4	3	2
05	Wilbekin, Scottie	g	0	4	0	3	0	0	0	0	0	0	1
15	Yeguete, Will	g	1	2	0	0	0	0	1	0	1	0	2
33	Murphy, Erik	g	1	1	0	0	0	0	0	0	0	0	2
TEAM													
<b>Totals</b>		<b>31</b>	<b>65</b>	<b>11</b>	<b>34</b>	<b>10</b>	<b>22</b>	<b>10</b>	<b>35</b>	<b>45</b>	<b>12</b>	<b>83</b>	<b>23</b>

TOTAL FG%	1st Half: 14-26 53.8%	2nd Half: 12-32 37.5%	OT: 5-7 71.4%	Game: 47.7%	DEADBALL
3-Pt. FG%	1st Half: 7-16 43.8%	2nd Half: 2-15 13.3%	OT: 2-3 66.7%	Game: 32.4%	REBOUNDS
F Throw %	1st Half: 1-6 16.7%	2nd Half: 6-10 60.0%	OT: 3-6 50.0%	Game: 45.5%	4

Technical fouls: BYU-Emery. Florida-None.  
Attendance: 12,320

Score by Periods	1st	2nd	OT	Total
BYU	36	32	6	74
Florida	36	32	15	83

## (8) Butler 74, (2) Florida 71 (OT)

March 26, 2011 • New Orleans Arena • New Orleans, La. • Regional Final

Butler		tot-fg	3-pt	rebounds			pf	tp	a	to	blk	s	min
##	Player	fg	fga	fg	fga	ft	fta	of	de	tot			
54	Howard, Matt	f	5	12	1	6	3	6	0	5	5	3	14
44	Smith, Andrew	c	1	2	0	0	1	2	3	5	8	5	3
01	Mack, Shelvin	g	8	20	4	13	7	11	0	4	4	2	27
02	Vanzant, Shawn	g	3	9	1	3	0	0	1	6	7	1	7
33	Stigall, Chase	g	0	3	0	3	0	0	0	0	0	1	0
03	Hahn, Zach	g	2	5	2	5	0	0	0	0	0	1	6
05	Nored, Ronald	g	0	2	0	2	4	4	1	3	4	3	4
20	Hopkins, Chrisawn	g	1	1	1	1	0	0	0	0	0	0	3
23	Marshall, Kyle	g	4	6	0	0	2	4	7	0	7	3	10
32	Butcher, Garrett	g	0	0	0	0	0	0	1	0	1	0	0
TEAM													
<b>Totals</b>		<b>24</b>	<b>60</b>	<b>9</b>	<b>33</b>	<b>17</b>	<b>27</b>	<b>16</b>	<b>25</b>	<b>41</b>	<b>20</b>	<b>74</b>	<b>8</b>

TOTAL FG%	1st Half: 11-27 40.7%	2nd Half: 10-26 38.5%	OT: 3-7 42.9%	Game: 40.0%	DEADBALL
3-Pt. FG%	1st Half: 5-15 33.3%	2nd Half: 3-15 20.0%	OT: 1-3 33.3%	Game: 27.3%	REBOUNDS
F Throw %	1st Half: 5-8 62.5%	2nd Half: 5-12 41.7%	OT: 7-7 100%	Game: 63.0%	4

Florida		tot-fg	3-pt	rebounds			pf	tp	a	to	blk	s	min
##	Player	fg	fga	fg	fga	ft	fta	of	de	tot			
23	Tyus, Alex	f	6	12	0	0	2	2	3	7	10	4	14
25	Parsons, Chandler	f	2	9	1	3	0	0	1	6	7	3	5
32	Macklin, Vernon	c	11	14	0	0	3	5	4	1	5	4	25
01	Boynton, Kenny	g	5	9	1	3	6	7	0	4	4	2	17
11	Walker, Erving	g	1	10	1	7	5	6	0	1	1	4	8
04	Young, Patric	g	0	2	0	0	2	2	0	2	2	3	2
05	Wilbekin, Scottie	g	0	1	0	1	0	0	2	2	1	0	1
33	Murphy, Erik	g	0	0	0	0	0	0	2	2	3	0	2
TEAM													
<b>Totals</b>		<b>25</b>	<b>57</b>	<b>3</b>	<b>14</b>	<b>18</b>	<b>22</b>	<b>8</b>	<b>26</b>	<b>34</b>	<b>24</b>	<b>71</b>	<b>10</b>

TOTAL FG%	1st Half: 12-25 48.0%	2nd Half: 11-27 40.7%	OT: 2-5 40.0%	Game: 43.9%	DEADBALL
3-Pt. FG%	1st Half: 1-4 25.0%	2nd Half: 0-6 0.0%	OT: 2-4 50.0%	Game: 21.4%	REBOUNDS
F Throw %	1st Half: 8-8 100%	2nd Half: 5-6 83.3%	OT: 5-8 62.5%	Game: 81.8%	3

Technical fouls: Butler-None. Florida-None.  
Attendance: 12,139

Score by Periods	1st	2nd	OT	Total
Butler	32	28	14	74
Florida	33	27	11	71

## (7) Florida 71, (10) Virginia 45

March 16, 2012 • CenturyLink Center • Omaha, Neb. • First Round

Virginia		tot-fg	3-pt	rebounds			pf	tp	a	to	blk	s	min
##	Player	fg	fga	fg	fga	ft	fta	of	de	tot			
23	Scott, Mike	f	6	10	0	0	3	4	0	6	6	3	15
25	Mitchell, Akil	f	2	5	0	0	0	2	1	4	5	0	4
01	Evans, Jontel	g	4	6	0	0	0	0	1	1	2	8	5
12	Harris, Joe	g	2	9	0	5	3	4	0	3	3	2	7
13	Zeglinski, Sammy	g	3	11	2	10	0	0	4	4	4	8	5
00	Browman, Doug	g	0	0	0	0	0	0	1	1	0	0	2
02	Jespersion, Paul	g	1	5	1	3	0	0	1	0	1	1	3
32	Atkins, Darion	g	0	1	0	0	0	0	0	0	0	3	0
TEAM													
<b>Totals</b>		<b>18</b>	<b>47</b>	<b>3</b>	<b>18</b>	<b>6</b>	<b>10</b>	<b>2</b>	<b>21</b>	<b>23</b>	<b>15</b>	<b>45</b>	<b>12</b>

TOTAL FG%	1st Half: 9-24 37.5%	2nd Half: 9-23 39.1%	Game: 38.3%	DEADBALL
3-Pt. FG%	1st Half: 0-7 0.0%	2nd Half: 3-11 27.3%	Game: 16.7%	REBOUNDS
F Throw %	1st Half: 4-6 66.7%	2nd Half: 2-4 50.0%	Game: 60.0%	1

Florida		tot-fg	3-pt	rebounds			pf	tp	a	to	blk	s	min
##	Player	fg	fga	fg	fga	ft	fta	of	de	tot			
33	Murphy, Erik	f	2	6	1	5	0	0	1	2	3	2	5
04	Young, Patric	c	6	6	0	0	1	2	3	4	7	3	13
01	Boynton, Kenny	g	3	10	0	5	2	3	0	5	5	1	8
11	Walker, Erving	g	3	8	0	2	3	4	0	4	4	1	9
23	Beal, Bradley	g	5	8	1	4	3	4	3	8	11	1	14
03	Rosario, Mike	g	1	4	0	3	1	2	0	1	1	0	3
05	Wilbekin, Scottie	g	1	2	1	2	0	0	1	1	0	3	2
24	Prather, Casey	g	6	7	1	1	1	2	2	2	4	2	14
34	Larson, Cody	g	0	0	0	0	0	0	0	0	0	0	0
35	Pitchford, Walter	g	1	2	0	1	0	0	0	0	0	0	2
TEAM													
<b>Totals</b>		<b>28</b>	<b>53</b>	<b>4</b>	<b>23</b>	<b>11</b>	<b>17</b>	<b>9</b>	<b>30</b>	<b>39</b>	<b>10</b>	<b>71</b>	<b>11</b>

TOTAL FG%	1st Half: 12-30 40.0%	2nd Half: 16-23 69.6%	Game: 52.8%	DEADBALL
3-Pt. FG%	1st Half: 1-5 6.7%	2nd Half: 3-8 37.5%	Game: 17.4%	REBOUNDS
F Throw %	1st Half: 5-7 71.4%	2nd Half: 6-10 60.0%	Game: 64.7%	1

Technical fouls: Virginia-None. Florida-None.  
Attendance: 16,829

Score by Periods	1st	2nd	Total
Virginia	22	23	45
Florida	30	41	71

## (7) Florida 84, (15) Norfolk State 50

March 18, 2012 • CenturyLink Center • Omaha, Neb. • Second Round

Florida		tot-fg	3-pt	rebounds			pf	tp	a	to	blk	s	min
##	Player	fg	fga	fg	fga	ft	fta	of	de	tot			
32	Tamares, Marcos	f	4	12	2	5	2	2	3	2	5	1	12
10	O'Quinn, Kyle	c	1	9	0	2	2	2	1	2	3	4	

# NCAA TOURNAMENT BOX SCORES

## (7) Florida 68, (3) Marquette 58

March 22, 2012 • US Airways Center • Phoenix, Ariz. • Regional Semifinals

Florida	tot-fg	3-pt	rebounds									
## Player	fg fga	fg fga	ft fta	of de tot	pf	tp	a	to	blk	s	min	
33 Murphy, Erik	f 3 13	1 8	0 0	1 9 10	3	7	0	0	3	0	30	
04 Young, Patric	c 3 6	0 0	1 2	5 4 9	4	7	1	1	1	0	31	
01 Boynton, Kenny	g 2 10	1 5	6 7	0 4 4	0	11	5	1	0	1	33	
11 Walker, Erving	g 3 9	1 4	4 4	0 3 3	2	11	3	4	0	1	29	
23 Beal, Bradley	g 8 10	3 5	2 2	2 4 6	1	21	4	2	2	2	33	
03 Rosario, Mike	2 4	0 2	0 0	0 1 1	0	4	0	2	2	0	11	
05 Wilbekin, Scottie	1 2	1 1	0 0	0 3 3	2	3	2	1	0	0	17	
24 Prather, Casey	2 5	0 2	0 0	0 3 3	3	4	0	0	1	1	16	
TEAM				2 1 3								
<b>Totals</b>	<b>24 59</b>	<b>7 27</b>	<b>13 15</b>	<b>10 32 42</b>	<b>15</b>	<b>68</b>	<b>15</b>	<b>11</b>	<b>9</b>	<b>5</b>	<b>200</b>	

TOTAL FG%	1st Half: 13-30 43.3%	2nd Half: 11-29 37.9%	Game: 40.7%	DEADBALL
3-Pt. FG%	1st Half: 4-14 28.6%	2nd Half: 3-13 23.1%	Game: 25.9%	REBOUNDS
F Throw %	1st Half: 6-7 85.7%	2nd Half: 7-8 87.5%	Game: 86.7%	1

Marquette	tot-fg	3-pt	rebounds									
## Player	fg fga	fg fga	ft fta	of de tot	pf	tp	a	to	blk	s	min	
32 Crowder, Jae	f 5 15	1 7	4 5	2 5 7	3	15	1	0	0	3	32	
00 Wilson, Jamil	c 3 7	1 1	0 0	2 3 5	2	7	1	2	3	1	34	
01 Johnson-Odom, Dariusg	5 15	2 7	2 3	0 4 4	4	14	2	2	0	0	38	
02 Blue, Vander	g 1 8	0 0	2 2	1 7 8	1	4	1	0	0	1	26	
05 Cadougan, Junior	g 0 5	0 2	0 2	1 1 2	4	0	5	3	0	0	21	
04 Mayo, Todd	4 8	2 4	1 2	0 4 4	0	11	1	2	0	2	31	
33 Wilson, Derrick	0 0	0 0	0 0	0 0 0	0	0	0	0	0	0	2	
54 Gardner, Davante	2 7	0 0	3 4	4 0 4	3	7	0	0	0	1	16	
TEAM				5 2 7								
<b>Totals</b>	<b>20 65</b>	<b>6 21</b>	<b>12 18</b>	<b>15 26 41</b>	<b>17</b>	<b>58</b>	<b>11</b>	<b>9</b>	<b>3</b>	<b>8</b>	<b>200</b>	

TOTAL FG%	1st Half: 11-35 31.4%	2nd Half: 9-30 30.0%	Game: 30.8%	DEADBALL
3-Pt. FG%	1st Half: 4-10 40.0%	2nd Half: 2-11 18.2%	Game: 28.6%	REBOUNDS
F Throw %	1st Half: 4-7 57.1%	2nd Half: 8-11 72.7%	Game: 66.7%	4

Technical fouls: Florida-None. Marquette-None.  
Attendance: 15,833

Score by Periods	1st	2nd	Total
Florida	36	32	68
Marquette	30	28	58

## (4) Louisville 72, (7) Florida 68

March 24, 2012 • US Airways Center • Phoenix, Ariz. • Regional Final

Florida	tot-fg	3-pt	rebounds									
## Player	fg fga	fg fga	ft fta	of de tot	pf	tp	a	to	blk	s	min	
33 Murphy, Erik	f 4 5	2 2	4 4	0 8 8	3	14	0	4	2	0	34	
04 Young, Patric	c 5 7	0 0	1 2	2 4 6	3	11	0	2	0	2	32	
01 Boynton, Kenny	g 4 11	2 7	2 4	0 2 2	2	12	6	1	0	0	33	
11 Walker, Erving	g 3 10	2 6	4 6	1 2 3	2	12	7	2	0	0	32	
23 Beal, Bradley	g 6 12	2 5	0 0	2 5 7	1	14	4	2	0	1	36	
03 Rosario, Mike	1 1	0 0	1 1	0 0 0	1	3	0	0	0	0	6	
05 Wilbekin, Scottie	1 1	0 0	0 0	0 2 2	1	2	0	1	0	0	14	
24 Prather, Casey	0 1	0 0	0 1	1 3 4	2	0	0	1	1	1	13	
TEAM				1								
<b>Totals</b>	<b>24 48</b>	<b>8 20</b>	<b>12 18</b>	<b>6 26 32</b>	<b>15</b>	<b>68</b>	<b>17</b>	<b>14</b>	<b>3</b>	<b>4</b>	<b>200</b>	

TOTAL FG%	1st Half: 14-21 66.7%	2nd Half: 10-27 37.0%	Game: 50.0%	DEADBALL
3-Pt. FG%	1st Half: 8-11 72.7%	2nd Half: 0-9 0.0%	Game: 40.0%	REBOUNDS
F Throw %	1st Half: 5-7 71.4%	2nd Half: 7-11 63.6%	Game: 66.7%	2

Louisville	tot-fg	3-pt	rebounds									
## Player	fg fga	fg fga	ft fta	of de tot	pf	tp	a	to	blk	s	min	
14 Kuric, Kyle	f 3 9	2 8	0 0	0 2 2	4	8	1	0	0	2	37	
24 Behanan, Chane	f 7 10	1 1	2 2	2 5 7	4	17	0	1	2	1	32	
10 Dieng, Gorgui	c 4 11	0 0	0 0	1 5 6	3	8	0	0	1	0	37	
03 Siva, Peyton	g 3 7	1 1	2 2	1 1 2	5	9	8	1	0	1	26	
02 Smith, Chris	g 3 4	1 2	1 2	0 1 1	1	8	0	0	1	1	28	
05 Smith, Russ	6 13	1 2	6 7	1 4 5	3	19	2	4	0	1	22	
12 Price, Zach	0 0	0 0	0 0	0 0 0	0	0	0	0	0	0	1	
21 Swopshire, Jared	1 3	0 1	0 0	0 0 0	0	2	0	0	0	0	9	
22 Justice, Elisha	0 1	0 0	0 0	0 0 0	0	0	0	0	0	0	1	
23 Ware, Kevin	0 1	0 1	0 0	1 0 1	0	0	0	0	0	0	4	
25 Blackshear, Wayne	0 1	0 0	1 2	0 3 3	0	1	0	0	0	0	3	
TEAM				2 1 3								
<b>Totals</b>	<b>27 60</b>	<b>6 16</b>	<b>12 15</b>	<b>8 22 30</b>	<b>21</b>	<b>72</b>	<b>11</b>	<b>6</b>	<b>3</b>	<b>6</b>	<b>200</b>	

TOTAL FG%	1st Half: 14-32 43.8%	2nd Half: 13-28 46.4%	Game: 45.0%	DEADBALL
3-Pt. FG%	1st Half: 3-8 37.5%	2nd Half: 3-8 37.5%	Game: 37.5%	REBOUNDS
F Throw %	1st Half: 2-2 100%	2nd Half: 10-13 76.9%	Game: 80.0%	2

Technical fouls: Florida-None. Louisville-TEAM.  
Attendance: 13456

Score by Periods	1st	2nd	Total
Florida	41	27	68
Louisville	33	39	72

## (3) Florida 79, (14) Northwestern State 47

March 22, 2013 • Erwin Center • Austin, Texas • First Round

Northwestern State	tot-fg	3-pt	rebounds									
## Player	fg fga	fg fga	ft fta	of de tot	pf	tp	a	to	blk	s	min	
10 Robinson, Patrick	f 2 4	0 2	1 1	1 0 1	4	5	0	2	0	0	18	
32 Hicks, DeQuan	f 4 8	0 0	4 4	1 7 8	1	12	2	2	0	0	23	
5 Evans, O.J.	c 2 5	0 0	1 2	0 1 1	2	5	0	1	1	0	22	
03 Davis, Shamir	g 2 4	0 1	1 2	0 0 0	2	5	1	2	0	0	22	
44 Stewart, Gary	g 1 4	1 4	0 0	0 2 2	0	3	1	0	0	0	21	
00 Adams, Austin	0 0	0 0	0 0	0 1 1	0	0	0	0	0	0	1	
01 Adams, Dustin	0 0	0 0	0 0	0 0 0	0	0	0	0	0	0	1	
11 Williams, Brandon	0 0	0 0	0 0	0 0 0	0	0	0	0	0	0	1	
12 West, Jalan	2 7	1 3	0 0	0 2 2	1	5	4	2	0	1	26	
13 Killian, Matt	0 1	0 0	0 0	1 0 1	0	0	0	0	0	0	1	
20 Harris, Dadrion	0 1	0 0	0 0	0 0 0	0	0	0	1	0	0	1	
22 White, Brison	3 7	0 2	0 0	0 0 0	3	6	0	1	0	1	19	
33 Hulbin, James	1 6	1 3	0 0	0 1 1	2	3	0	0	0	0	14	
34 Roberson, Gary	0 2	0 1	0 0	0 1 1	3	0	4	0	0	0	15	
40 Frazier, Marvin	1 1	0 0	1 2	0 3 3	1	3	1	0	2	0	15	
TEAM				3 2 5								
<b>Totals</b>	<b>18 50</b>	<b>3 16</b>	<b>8 11</b>	<b>6 20 26</b>	<b>19</b>	<b>47</b>	<b>9</b>	<b>15</b>	<b>3</b>	<b>2</b>	<b>200</b>	

TOTAL FG%	1st Half: 13-24 54.2%	2nd Half: 5-26 19.2%	Game: 36.0%	DEADBALL
3-Pt. FG%	1st Half: 3-7 42.9%	2nd Half: 0-9 0.0%	Game: 18.8%	REBOUNDS
F Throw %	1st Half: 3-4 75.0%	2nd Half: 5-7 71.4%	Game: 72.7%	2

Florida	tot-fg	3-pt	rebounds									
## Player	fg fga	fg fga	ft fta	of de tot	pf	tp	a	to	blk	s	min	
33 Murphy, Erik	f 8 11	2 3	0 0	3 5 8	0	18	1	0	0	2	28	
04 Young, Patric	c 6 10	0 0	4 10	3 6 9	1	16	2	2	1	1	29	
01 Boynton, Kenny	g 3 7	2 4	3 4	1 1 2	2	11	1	1	0	0	22	
03 Rosario, Mike	g 3 9	2 5	0 0	1 1 2	2	8	1	1	0	0	15	
05 Wilbekin, Scottie	g 4 6	0 2	3 4	1 0 1	0	11	4	2	0	2	32	
00 Kurtz, Jacob	0 0	0 0	0 0	0 1 1	0	0	0	0	0	0	1	
11 Ogbueze, Braxton	0 1	0 1	0 0	0 0 0	0	0	1	0	0	0	2	
12 Graham, Dillon	1 1	0 0	0 0	0 0 0	0	2	0	0	0	2		
15 Yeguet, Will	1 6	0 0	1 2	2 6 8	4	3	0	0	0	1	20	
20 Frazier, Michael	0 4	0 4	3 3	1 2 3	1	3	0	1	0	2	24	
24 Prather, Casey	2 5	0 1	0 0	3 2 5	2	4	3	1	1	2	23	
25 Walker, DeVon	1 1	1 1	0 0	0 1 1	0	3	0	0	0	0	2	
TEAM				1 2 3								
<b>Totals</b>	<b>29 61</b>	<b>7 21</b>	<b>14 23</b>	<b>16 27 43</b>	<b>12</b>	<b>79</b>	<b>13</b>	<b>8</b>	<b>2</b>	<b>10</b>	<b>200</b>	

TOTAL FG%	1st Half: 17-33 51.5%	2nd Half: 12-28 42.9%	Game: 47.5%	DEADBALL
3-Pt. FG%	1st Half: 4-7 57.1%	2nd Half: 3-14 21.4%	Game: 33.3%	REBOUNDS
F Throw %	1st Half: 2-6 33.3%	2nd Half: 12-17 70.6%	Game: 60.9%	5

Technical fouls: Northwestern State-None. Florida-None.; Attendance: 13,825

Score by Periods	1st	2nd	Total
Northwestern State	32	15	47
Florida	40	39	79

## (3) Florida 78, (11) Minnesota 64

March 24, 2013 • Erwin Center • Austin, Texas • Second Round

Minnesota	tot-fg	3-pt	rebounds						
-----------	--------	------	----------	--	--	--	--	--	--





# NCAA TOURNAMENT BOX SCORES

## (1) Florida 79, (4) UCLA 68

March 27, 2014 • FedExForum • Memphis, Tenn. • Regional Semifinals

UCLA		tot-fg	3-pt	rebounds																
#	Player	fg	fga	ft	fta	of	de	tot	pf	tp	a	to	blk	s	min					
02	Young, Michael	f	2	4	0	0	0	1	1	1	4	1	1	1	0	21				
12	Wear, David	f	2	3	2	3	1	2	1	5	6	2	7	1	2	0	1	24		
24	Wear, Travis	f	6	12	0	3	2	2	0	2	2	3	14	1	0	2	1	30		
03	Adams, Jordan	g	7	15	1	5	2	3	2	2	4	3	17	2	0	1	2	28		
04	Powell, Norman	g	3	8	0	1	2	2	1	2	3	4	8	1	1	0	2	31		
05	Anderson, Kyle	g	4	11	0	1	3	3	2	7	9	3	11	5	3	0	2	31		
14	LaVine, Zach	g	2	7	0	3	1	1	0	2	2	1	5	0	1	0	0	24		
20	Alford, Bryce	g	1	5	0	2	0	0	0	0	0	0	2	2	0	0	0	21		
22	Allen, Noah	g	0	0	0	0	0	0	0	0	0	0	0	0	0	0	0	1		
23	Parker, Tony	g	2	3	0	0	0	1	1	2	3	3	4	0	1	1	0	10		
	TEAM							1		1										
	<b>Totals</b>		<b>27</b>	<b>64</b>	<b>3</b>	<b>18</b>	<b>11</b>	<b>15</b>	<b>8</b>	<b>22</b>	<b>30</b>	<b>19</b>	<b>68</b>	<b>12</b>	<b>8</b>	<b>4</b>	<b>8</b>	<b>200</b>		

TOTAL FG%	1st Half: 11-25 44.0%	2nd Half: 16-39 41.0%	Game: 42.2%	DEADBALL
3-Pt. FG%	1st Half: 2-6 33.3%	2nd Half: 1-12 8.3%	Game: 16.7%	REBOUNDS
F Throw %	1st Half: 6-8 75.0%	2nd Half: 5-7 71.4%	Game: 73.3%	2

Florida		tot-fg	3-pt	rebounds																
#	Player	fg	fga	ft	fta	of	de	tot	pf	tp	a	to	blk	s	min					
15	Yeguete, Will	f	4	5	0	0	0	0	7	7	1	8	1	0	0	1	19			
24	Prather, Casey	f	3	5	0	0	6	8	1	2	3	4	12	1	3	2	0	19		
04	Young, Patric	c	2	4	0	0	0	1	2	3	4	4	0	2	0	0	20			
05	Wilbekin, Scottie	g	5	13	2	8	1	1	0	1	1	0	13	3	0	0	1	35		
20	Frazier, Michael	g	7	13	5	8	0	0	1	5	6	1	19	3	3	0	1	36		
00	Hill, Kasey	g	2	4	0	0	2	2	1	5	6	1	6	10	2	0	0	28		
10	Finney-Smith, Dorian	g	3	8	1	4	3	4	1	5	6	2	10	4	2	1	1	30		
23	Walker, Chris	g	3	5	0	0	1	2	3	0	3	2	7	0	0	1	0	6		
25	Walker, DeVon	g	0	1	0	1	0	0	0	0	0	0	0	0	0	1	0	7		
	TEAM							2		3	5									
	<b>Totals</b>		<b>29</b>	<b>58</b>	<b>8</b>	<b>21</b>	<b>13</b>	<b>18</b>	<b>10</b>	<b>30</b>	<b>40</b>	<b>15</b>	<b>79</b>	<b>22</b>	<b>12</b>	<b>5</b>	<b>4</b>	<b>200</b>		

TOTAL FG%	1st Half: 13-31 41.9%	2nd Half: 16-27 59.3%	Game: 50.0%	DEADBALL
3-Pt. FG%	1st Half: 5-13 38.5%	2nd Half: 3-8 37.5%	Game: 38.1%	REBOUNDS
F Throw %	1st Half: 5-9 55.6%	2nd Half: 8-9 88.9%	Game: 72.2%	2,1

Technical fouls: UCLA-None. Florida-Prather, Casey.

Attendance: 14,991

Score by Periods	1st	2nd	Total
UCLA	30	38	68
Florida	36	43	79

## (1) Florida 62, (11) Dayton 52

March 29, 2014 • FedExForum • Memphis, Tenn. • Regional Final

Dayton		tot-fg	3-pt	rebounds																
#	Player	fg	fga	ft	fta	of	de	tot	pf	tp	a	to	blk	s	min					
05	Oliver, Devin	f	4	9	4	7	0	0	6	3	12	0	0	2	1	29				
21	Pierre, Dyshawn	f	7	11	2	3	2	2	1	2	3	3	18	5	2	2	0	28		
35	Kavanaugh, Matt	c	2	5	0	0	2	2	3	5	8	2	6	1	1	1	25			
00	Price, Khari	g	0	2	0	2	0	0	0	1	1	4	0	0	1	0	16			
24	Sibert, Jordan	g	0	3	0	2	0	0	0	0	0	1	0	1	0	0	1	30		
03	Davis, Kyle	g	1	3	1	1	0	0	0	0	0	0	3	0	0	0	5			
11	Smith, Scoochie	g	2	4	1	3	0	0	0	0	0	2	5	2	3	0	25			
12	Robinson, Jalen	g	1	1	0	0	0	0	0	0	0	2	2	0	0	0	8			
22	Pollard, Kendall	g	1	5	0	0	0	0	0	1	1	1	2	0	0	0	10			
23	Vonderhaar, Brian	g	0	0	0	0	0	0	0	0	0	0	0	0	0	0	0	0		
40	Scott, Devon	g	0	0	0	0	0	0	0	1	1	1	0	0	1	0	0	7		
43	Sanford, Vee	g	1	5	0	0	2	4	0	1	1	0	4	1	1	0	0	17		
50	Wehrli, Bobby	g	0	0	0	0	0	0	0	0	0	0	0	0	0	0	0	0	0	0
	TEAM							1		4	5									
	<b>Totals</b>		<b>19</b>	<b>48</b>	<b>8</b>	<b>18</b>	<b>6</b>	<b>8</b>	<b>5</b>	<b>21</b>	<b>26</b>	<b>19</b>	<b>52</b>	<b>11</b>	<b>9</b>	<b>5</b>	<b>200</b>			

TOTAL FG%	1st Half: 8-26 30.8%	2nd Half: 11-22 50.0%	Game: 39.6%	DEADBALL
3-Pt. FG%	1st Half: 4-10 40.0%	2nd Half: 4-8 50.0%	Game: 44.4%	REBOUNDS
F Throw %	1st Half: 4-6 66.7%	2nd Half: 2-2 100%	Game: 75.0%	1,1

Florida		tot-fg	3-pt	rebounds																
#	Player	fg	fga	ft	fta	of	de	tot	pf	tp	a	to	blk	s	min					
15	Yeguete, Will	f	1	4	0	1	2	3	2	5	7	2	4	2	1	0	25			
24	Prather, Casey	f	2	5	0	0	2	4	2	5	7	2	6	0	2	0	22			
04	Young, Patric	c	5	9	0	0	2	3	0	6	6	1	12	0	1	4	2	31		
05	Wilbekin, Scottie	g	6	14	3	5	8	10	0	1	1	0	23	3	0	0	3	38		
20	Frazier, Michael	g	4	8	2	5	0	0	1	2	2	10	0	1	0	0	34			
00	Hill, Kasey	g	0	2	0	0	2	2	1	2	3	2	2	3	1	0	13			
10	Finney-Smith, Dorian	g	0	4	0	3	5	6	3	9	0	5	2	0	0	0	26			
23	Walker, Chris	g	0	0	0	0	0	0	0	0	0	1	0	0	0	0	2			
25	Walker, DeVon	g	0	2	0	1	0	0	0	2	2	0	0	0	0	0	8			
30	Kurtz, Jacob	g	0	0	0	0	0	0	0	0	0	0	0	0	0	0	1			
	TEAM							2		3	5									
	<b>Totals</b>		<b>18</b>	<b>48</b>	<b>5</b>	<b>15</b>	<b>21</b>	<b>28</b>	<b>12</b>	<b>25</b>	<b>37</b>	<b>10</b>	<b>62</b>	<b>10</b>	<b>7</b>	<b>5</b>	<b>200</b>			

TOTAL FG%	1st Half: 13-27 48.1%	2nd Half: 5-21 23.8%	Game: 37.5%	DEADBALL
3-Pt. FG%	1st Half: 3-8 37.5%	2nd Half: 2-7 28.6%	Game: 33.3%	REBOUNDS
F Throw %	1st Half: 9-11 81.8%	2nd Half: 12-17 70.6%	Game: 75.0%	3

Technical fouls: Dayton-None. Florida-None.

Attendance: 15,443

Score by Periods	1st	2nd	Total
Dayton	24	28	52
Florida	38	24	62

## (7) Connecticut 63, (1) Florida 53

April 5, 2014 • AT&T Stadium • Arlington, Texas • Final Four

UConn		tot-fg	3-pt	rebounds																
#	Player	fg	fga	ft	fta	of	de	tot	pf	tp	a	to	blk	s	min					
00	Nolan, Phillip	f	0	1	0	0	1	2	0	1	1	4	1	0	1	1	0	15		
02	Daniels, DeAndre	f	9	14	2	5	0	0	10	10	3	20	1	5	1	1	40			
05	Giffey, Niels	f	4	7	0	2	3	3	1	4	3	11	0	0	0	0	23			
11	Boatright, Ryan	g	5	9	1	2	2	2	0	6	6	0	13	3	1	0	1	38		
13	Napier, Shabazz	g	3	6	2	3	4	4	0	3	3	0	12	6	2	0	4	38		
03	Samuel, Terrence	g	2	2	0	0	0	0	1	1	0									

# NCAA TOURNAMENT BOX SCORES

## (4) Florida 65, (5) Virginia 39

March 18, 2017 • Amway Center • Orlando, Fla. • Second Round

Virginia 23-11		tot-fg	3-pt	rebounds		pf		tp		a to blk		s min					
##	Player	fg	fga	ft	fta	of	de	tot	pf	tp	a	to	blk	s min			
25	Diakite, Mamadi	f	4	8	0	1	1	4	2	6	4	9	0	1	1	0	29
32	Perrantes, London	f	2	12	0	4	2	2	0	1	1	0	6	3	4	0	32
33	Salt, Jack	c	4	5	0	0	0	2	8	10	2	8	0	1	1	1	26
00	Hall, Devon	g	0	3	0	1	0	0	1	0	1	5	0	1	2	0	18
51	Thompson, Darius	g	3	7	0	2	0	0	1	1	2	2	6	3	1	0	35
04	Shayok, Marial	g	2	9	1	3	2	2	0	2	2	3	7	0	1	1	21
05	Guy, Kyle	g	0	4	0	2	0	0	0	1	1	0	0	0	0	0	17
11	Jerome, Ty	g	0	4	0	3	0	0	0	5	5	1	0	1	1	0	17
31	Reuter, Jarred	g	1	2	0	0	1	2	0	0	0	0	3	0	0	0	15
TEAM						1		3		4							
<b>Totals</b>		<b>16</b>	<b>54</b>	<b>1</b>	<b>15</b>	<b>6</b>	<b>7</b>	<b>9</b>	<b>23</b>	<b>32</b>	<b>17</b>	<b>39</b>	<b>8</b>	<b>11</b>	<b>3</b>	<b>4</b>	<b>200</b>

TOTAL FG%	1st Half: 8-28 28.6%	2nd Half: 8-26 30.8%	Game: 29.6%	DEADBALL
3-Pt. FG%	1st Half: 1-7 14.3%	2nd Half: 0-8 0.0%	Game: 6.7%	REBOUNDS
F Throw %	1st Half: 0-0 0.0%	2nd Half: 6-7 85.7%	Game: 85.7%	0

Florida 26-8		tot-fg	3-pt	rebounds		pf		tp		a to blk		s min					
##	Player	fg	fga	ft	fta	of	de	tot	pf	tp	a	to	blk	s min			
01	Robinson, Devin	f	5	8	2	4	2	5	0	11	11	0	14	0	1	0	31
23	Leon, Justin	f	4	8	3	6	3	3	1	9	10	2	14	0	0	0	25
13	Hayes, Kevarrius	c	3	3	0	0	1	2	1	1	2	0	7	0	1	0	25
00	Hill, Kasey	g	1	4	0	2	1	2	1	0	1	4	3	2	0	1	24
05	Allen, KeVaughn	g	2	10	0	4	0	0	0	0	0	0	4	1	2	0	27
02	Hester, Eric	g	0	0	0	0	0	0	0	0	0	0	0	0	0	0	2
11	Chiozza, Chris	g	3	8	1	2	0	0	4	4	2	7	5	1	0	2	28
12	Gak, Gorjok	g	3	3	0	0	0	2	2	0	2	0	6	0	1	0	10
24	Barry, Canyon	g	1	4	1	2	4	4	0	1	1	1	7	2	1	1	17
25	Stone, Keith	g	1	2	1	1	0	0	0	0	0	0	3	0	2	0	11
32	Rimmer, Schuyler	g	0	0	0	0	0	0	0	1	1	0	0	0	0	0	1
TEAM						2		2		4							
<b>Totals</b>		<b>23</b>	<b>50</b>	<b>8</b>	<b>21</b>	<b>11</b>	<b>18</b>	<b>7</b>	<b>29</b>	<b>36</b>	<b>10</b>	<b>65</b>	<b>10</b>	<b>10</b>	<b>1</b>	<b>6</b>	<b>200</b>

TOTAL FG%	1st Half: 12-27 44.4%	2nd Half: 11-23 47.8%	Game: 46.0%	DEADBALL
3-Pt. FG%	1st Half: 2-9 22.2%	2nd Half: 6-12 50.0%	Game: 38.1%	REBOUNDS
F Throw %	1st Half: 5-5 100%	2nd Half: 6-13 46.2%	Game: 61.1%	4,1

Officials: Doug Shows, Terry Wymer, Larry Sciroto; Technical fouls: Virginia-None. Florida-None. Attendance: 17308

Score by Periods	1st	2nd	Total
Virginia	17	22	39
Florida	31	34	65

## (4) Florida 84, (8) Wisconsin 83 (OT)

March 24, 2017 • Madison Square Garden • New York, N.Y. • Regional Semifinals

Wisconsin 29-9		tot-fg	3-pt	rebounds		pf		tp		a to blk		s min						
##	Player	fg	fga	ft	fta	of	de	tot	pf	tp	a	to	blk	s min				
10	Hayes, Nigel	f	7	11	1	1	7	14	1	5	6	3	22	2	3	0	1	37
22	Happ, Ethan	f	9	14	0	0	3	4	3	3	6	4	21	4	2	0	1	30
30	Brown, Vitto	f	3	6	2	4	2	2	0	2	2	5	10	3	0	0	1	26
03	Showalter, Zak	g	4	6	1	1	5	6	1	6	7	3	14	2	2	0	4	36
24	Koenig, Bronson	g	4	13	3	9	2	2	0	3	3	4	13	2	3	1	0	41
00	Trice, D'Mitrik	g	0	1	0	1	0	0	0	0	0	0	3	0	1	1	0	18
01	Pritzl, Brevin	g	0	1	0	1	0	0	0	0	0	0	0	0	0	0	0	10
11	Hill, Jordan	g	0	0	0	0	0	0	0	0	0	0	0	0	0	0	0	4
21	Iverson, Khalil	g	1	3	0	0	1	2	3	5	8	3	3	0	2	1	0	33
TEAM						3		1		4								
<b>Totals</b>		<b>28</b>	<b>55</b>	<b>7</b>	<b>17</b>	<b>20</b>	<b>30</b>	<b>11</b>	<b>25</b>	<b>36</b>	<b>26</b>	<b>83</b>	<b>14</b>	<b>16</b>	<b>2</b>	<b>8</b>	<b>225</b>	

TOTAL FG%	1st Half: 12-23 52.2%	2nd Half: 15-28 53.6%	Game: 50.9%	DEADBALL
3-Pt. FG%	1st Half: 4-7 57.1%	2nd Half: 3-10 30.0%	Game: 41.2%	REBOUNDS
F Throw %	1st Half: 4-8 50.0%	2nd Half: 7-8 87.5%	Game: 66.7%	6

Florida 26-8		tot-fg	3-pt	rebounds		pf		tp		a to blk		s min						
##	Player	fg	fga	ft	fta	of	de	tot	pf	tp	a	to	blk	s min				
01	Robinson, Devin	f	3	6	1	3	0	0	1	4	5	3	7	0	0	2	0	32
23	Leon, Justin	f	3	4	1	1	0	0	2	6	8	5	7	0	1	0	1	35
13	Hayes, Kevarrius	c	2	4	0	0	4	9	4	3	7	3	8	1	3	2	1	35
00	Hill, Kasey	g	2	10	0	2	3	4	0	1	1	4	7	3	2	1	0	27
05	Allen, KeVaughn	g	11	24	4	12	9	10	0	0	0	2	35	1	2	1	0	37
02	Hester, Eric	g	0	0	0	0	0	0	0	0	0	0	0	0	0	0	0	0+
11	Chiozza, Chris	g	3	6	1	2	1	1	0	4	4	3	8	5	3	0	1	30
12	Gak, Gorjok	g	0	2	0	0	0	0	0	4	4	1	0	0	0	0	0	7
24	Barry, Canyon	g	2	4	0	1	3	3	0	1	1	1	7	0	0	1	0	16
25	Stone, Keith	g	2	2	1	1	0	1	0	1	1	2	5	0	1	0	0	6
TEAM						3		3										
<b>Totals</b>		<b>28</b>	<b>62</b>	<b>8</b>	<b>22</b>	<b>20</b>	<b>28</b>	<b>14</b>	<b>20</b>	<b>34</b>	<b>24</b>	<b>84</b>	<b>10</b>	<b>12</b>	<b>7</b>	<b>4</b>	<b>225</b>	

TOTAL FG%	1st Half: 12-29 41.4%	2nd Half: 12-24 50.0%	Game: 45.2%	DEADBALL
3-Pt. FG%	1st Half: 4-11 36.4%	2nd Half: 3-6 50.0%	Game: 36.4%	REBOUNDS
F Throw %	1st Half: 6-7 85.7%	2nd Half: 11-17 64.7%	Game: 71.4%	3

Officials: Verne Harris, Tim Clougherty, Jeb Hartness; Technical fouls: Wisconsin-None. Florida-None. Attendance: 20047

Score by Periods	1st	2nd	OT	Total
Wisconsin	32	40	11	83
Florida	34	38	12	84

## (7) South Carolina 77, (4) Florida 70

March 24, 2017 • Madison Square Garden • New York, N.Y. • Regional Final

South Carolina 26-10		tot-fg	3-pt	rebounds		pf		tp		a to blk		s min						
##	Player	fg	fga	ft	fta	of	de	tot	pf	tp	a	to	blk	s min				
21	Kotsar, Maik	f	6	10	0	0	0	2	3	0	3	1	12	0	2	0	0	36
30	Silva, Chris	f	2	5	0	0	9	12	4	5	9	4	13	0	2	1	0	21
00	Thornwell, Sindarius	g	8	13	1	4	9	10	1	6	7	4	26	1	4	0	2	36
10	Notice, Duane	g	2	9	0	2	2	4	2	4	6	1	6	3	0	0	0	38
15	Dozier, PJ	g	7	11	0	2	3	3	0	3	3	2	17	1	2	1	1	36
02	Gravett, Hassani	g	0	0	0	0	0	0	0	0	0	0	0	0	0	0	0	2
04	Felder, Rakyim	g	0	2	0	1	0	0	0	0	0	0	3	0	2	1	0	15
20	McKie, Justin	g	1	3	1	1	0	0	0	2	2	2	3	0	0	0	0	13
24	Keita, Sedee	g	0	0	0	0	0	0	0	1	1	0	0	0	0	0	0	3
TEAM						1		2		3								
<b>Totals</b>		<b>26</b>	<b>53</b>	<b>2</b>	<b>10</b>	<b>23</b>	<b>31</b>	<b>11</b>	<b>23</b>	<b>34</b>	<b>17</b>	<b>77</b>	<b>7</b>	<b>11</b>	<b>2</b>	<b>4</b>	<b>200</b>	

TOTAL FG%	1st Half: 14-30 46.7%	2nd Half: 12-23 52.2%	Game: 49.1%	DEADBALL
3-Pt. FG%	1st Half: 2-7 28.6%	2nd Half: 0-3 0.0%	Game: 20.0%	REBOUNDS
F Throw %	1st Half: 3-3 100%	2nd Half: 20-28 71.4%	Game: 74.2%	6

Florida 27-9		tot-fg	3-pt	rebounds		pf		tp		a to blk		s min						
##	Player	fg	fga	ft	fta	of	de	tot	pf	tp	a	to	blk	s min				
01	Robinson, Devin	f	1	5	1	3	2	2	1	0	1	2	5	1	2	0	0	22
23	Leon, Justin	f	7															



# NCAA TOURNAMENT BOX SCORES

## (3) Texas Tech 69, (6) Florida 66

March 17, 2018 • American Airlines Center • Dallas, Texas • Second Round

Florida 21-13		tot-fg		3-pt		rebounds																											
#	Player	fg	fga	fg	fga	ft	fta	of	de	tot	pf	tp	a	to	blk	s	min																
04	Koulechov, Egor	f	5	13	2	8	0	1	1	3	4	2	12	0	1	0	0	32															
13	Hayes, Kevarrius	c	2	4	0	0	0	0	3	2	5	3	4	1	0	3	1	20															
03	Hudson, Jalen	g	8	16	2	5	5	8	1	3	4	3	23	2	1	0	1	32															
05	Allen, KeVaughn	g	2	11	1	5	2	2	0	5	5	2	7	4	4	2	0	36															
11	Chiozza, Chris	g	4	12	1	3	2	2	1	0	1	4	11	3	1	1	3	27															
00	Okauru, Mike		1	2	0	0	0	0	0	3	3	2	2	1	2	0	0	16															
12	Gak, Gorjok		0	0	0	0	0	0	2	1	3	0	0	0	1	1	0	5															
21	Bassett, Dontay		0	0	0	0	0	0	1	1	2	0	0	0	0	0	0	4															
24	Ballard, Deaundrae		0	0	0	0	0	0	0	0	0	0	0	0	0	0	0	3															
25	Stone, Keith		3	5	0	1	1	2	3	7	10	2	7	0	0	2	0	25															
TEAM										1		1		2				1															
<b>Totals</b>		<b>25</b>		<b>63</b>		<b>6</b>		<b>22</b>		<b>10</b>		<b>15</b>		<b>13</b>		<b>26</b>		<b>39</b>		<b>18</b>		<b>66</b>		<b>11</b>		<b>11</b>		<b>9</b>		<b>5</b>		<b>200</b>	

TOTAL FG%	1st Half: 14-30 46.7%	2nd Half: 11-33 33.3%	Game: 39.7%	DEADBALL
3-Pt. FG%	1st Half: 4-11 36.4%	2nd Half: 2-11 18.2%	Game: 27.3%	REBOUNDS
F Throw %	1st Half: 1-2 50.0%	2nd Half: 9-13 69.2%	Game: 66.7%	4

Texas Tech 26-9		tot-fg		3-pt		rebounds																											
#	Player	fg	fga	fg	fga	ft	fta	of	de	tot	pf	tp	a	to	blk	s	min																
32	Odiase, Norense	c	0	1	0	0	0	1	0	0	0	0	0	0	0	0	0	2															
02	Smith, Zhaire	g	8	13	2	3	0	0	3	6	9	2	18	7	1	0	1	37															
05	Gray, Justin	g	1	4	0	0	1	2	1	4	5	2	3	0	1	1	0	24															
12	Evans, Keenan	g	8	14	3	4	3	5	0	3	3	1	22	1	4	0	0	32															
23	Culver, Jarrett	g	5	13	1	4	0	0	2	7	9	3	11	4	0	1	0	35															
00	Hamilton IV, Tommy		1	1	0	0	0	0	0	0	0	0	2	0	0	1	0	3															
01	Francis, Brandone		1	5	0	2	0	1	1	1	2	1	2	2	1	1	1	11															
10	Stevenson, Niem		2	8	0	1	1	2	1	0	1	2	5	2	0	0	1	26															
11	Smith, Zach		2	2	0	0	2	3	1	2	3	1	6	1	1	1	1	22															
25	Moretti, Davide		0	2	0	1	0	0	0	0	0	2	0	0	0	0	0	8															
TEAM										4		3		7																			
<b>Totals</b>		<b>28</b>		<b>63</b>		<b>6</b>		<b>15</b>		<b>7</b>		<b>14</b>		<b>13</b>		<b>26</b>		<b>39</b>		<b>14</b>		<b>69</b>		<b>17</b>		<b>8</b>		<b>5</b>		<b>4</b>		<b>200</b>	

TOTAL FG%	1st Half: 13-32 40.6%	2nd Half: 15-31 48.4%	Game: 44.4%	DEADBALL
3-Pt. FG%	1st Half: 4-8 50.0%	2nd Half: 2-7 28.6%	Game: 40.0%	REBOUNDS
F Throw %	1st Half: 2-4 50.0%	2nd Half: 5-10 50.0%	Game: 50.0%	3

Officials: Tony Padilla, Bo Boroski, John Gaffney; Technical fouls: Florida-None. Texas Tech-None.; Attendance: 18642

Score by Periods	1st	2nd	Total
Florida	33	33	66
Texas Tech	32	37	69

# SEC TOURNAMENT RESULTS

**Tournament Appearances:** 53 (43-49)

**Championships:** 4 (2005, 2006, 2007, 2014)

**Runner-Up:** 6 (1934, 1989, 1994, 2004, 2011, 2013)

**1933 – Atlanta Athletic Club, Atlanta, Ga.**

February 26, 1933 – Kentucky 48, Florida 24

**1934 – Atlanta Athletic Club, Atlanta, Ga.**

February 24, 1934 – Florida 38, Kentucky 32  
February 25, 1934 – Florida 24, Vanderbilt 23  
February 27, 1934 – Alabama 41, Florida 25 (championship)

**1940 – Alumni Memorial Gymnasium, Knoxville, Tenn.**

February 29, 1940 – Tennessee 42, Florida 32

**1941 – Jefferson County Armory, Louisville, Ky.**

February 28, 1941 – Florida 48, Vanderbilt 41  
March 1, 1941 – Tennessee 47, Florida 26 (semifinals)

**1942 – Jefferson County Armory, Louisville, Ky.**

February 26, 1942 – Kentucky 42, Florida 36

**1943-44** – Florida Did Not Participate

**1945 – Jefferson County Armory, Louisville, Ky.**

February 28, 1945 – Kentucky 57, Florida 35

**1946 – Jefferson County Armory, Louisville, Ky.**

March 1, 1946 – Kentucky 69, Florida 32

**1947 – Jefferson County Armory, Louisville, Ky.**

February 28, 1947 – LSU 60, Florida 45

**1948 – Jefferson County Armory, Louisville, Ky.**

March 4, 1948 – Kentucky 87, Florida 31

**1949 – Jefferson County Armory, Louisville, Ky.**

March 3, 1949 – Kentucky 73, Florida 36

**1950 – Jefferson County Armory, Louisville, Ky.**

March 2, 1950 – LSU 66, Florida 57

**1951 – Jefferson County Armory, Louisville, Ky.**

March 1, 1951 – Tulane 66, Florida 62

**1952 – Jefferson County Armory, Louisville, Ky.**

February 29, 1952 – Florida 66, Vanderbilt 63  
March 1, 1952 – LSU 77, Florida 69 (semifinals)

**1953-78** – No Tournament Held

**1979 – Birmingham Coliseum, Birmingham, Ala.**

February 28, 1979 – Alabama 81, Florida 64

**1980 – Birmingham Coliseum, Birmingham, Ala.**

February 27, 1980 – Florida 72, Vanderbilt 71  
February 28, 1980 – LSU 95, Florida 82

**1981 – Birmingham Coliseum, Birmingham, Ala.**

March 4, 1981 – Florida 50, Auburn 48 (OT)  
March 5, 1981 – LSU 85, Florida 73

**1982 – Rupp Arena, Lexington, Ky.**

March 3, 1982 – Vanderbilt 47, Florida 46 (2 OT)

**1983 – Birmingham Coliseum, Birmingham, Ala.**

March 7, 1983 – Tennessee 78, Florida 62

**1984 – Memorial Gymnasium, Nashville, Tenn.**

March 8, 1984 – Tennessee 80, Florida 74 (OT)

**1985 – Birmingham Coliseum, Birmingham, Ala.**

March 7, 1985 – Florida 58, Kentucky 55  
March 8, 1985 – Auburn 43, Florida 42 (semifinals)

**1986 – Rupp Arena, Lexington, Ky.**

March 6, 1986 – LSU 72, Florida 66

**1987 – The Omni in Atlanta, Ga.**

March 6, 1987 – LSU 72, Florida 66

**1988 – LSU Assembly Center, Baton Rouge, La.**

March 11, 1988 – Florida 67, Tennessee 60  
March 12, 1988 – Georgia 72, Florida 70 (semifinals)

**1989 – Thompson-Boling Arena, Knoxville, Tenn.**

March 10, 1989 – Florida 62, Georgia 61  
March 11, 1989 – Florida 76, Tennessee 71 (semifinals)  
March 12, 1989 – Alabama 72, Florida 60 (championship)

**1990 – Orlando Arena, Orlando, Fla.**

March 8, 1990 – Vanderbilt 68, Florida 58

**1991 – Memorial Gym in Nashville, Tenn.**

March 8, 1991 – Alabama 71, Florida 65

**1992 – Birmingham-Jefferson Civic Center, Birmingham, Ala.**

March 13, 1992 – Alabama 62, Florida 60

**1993 – Rupp Arena, Lexington, Ky.**

March 11, 1993 – Mississippi 67, Florida 62

**1994 – The Pyramid, Memphis, Tenn.**

March 11, 1994 – Florida 84, South Carolina 57  
March 12, 1994 – Florida 68, Alabama 52 (semifinals)  
March 13, 1994 – Kentucky 73, Florida 60 (championship)

**1995 – The Georgia Dome, Atlanta, Ga.**

March 9, 1995 – Florida 63, Mississippi 59  
March 10, 1995 – Florida 80, Mississippi State 64  
March 11, 1995 – Kentucky 86, Florida 72 (semifinals)

**1996 – The Louisiana Superdome, New Orleans, La.**

March 7, 1996 – Florida 75, Ole Miss 62  
March 8, 1996 – Kentucky 100, Florida 76

**1997 – The Pyramid, Memphis, Tenn.**

March 6, 1997 – Alabama 80, Florida 66

**1998 – The Georgia Dome, Atlanta, Ga.**

March 5, 1998 – Florida 68, Auburn 64  
March 6, 1998 – South Carolina 71, Florida 60

**1999 – The Georgia Dome, Atlanta, Ga.**

March 4, 1999 – Florida 97, LSU 75  
March 5, 1999 – Arkansas 75, Florida 74

**2000 – The Georgia Dome, Atlanta, Ga.**

March 9, 2000 – Florida 89, Ole Miss 67  
March 10, 2000 – Auburn 78, Florida 70

**2001 – Gaylord Entertainment Center, Nashville, Tenn.**

March 9, 2001 – Florida 69, Alabama 61  
March 10, 2001 – Ole Miss 74, Florida 69 (semifinals)

**2002 – The Georgia Dome, Atlanta, Ga.**

March 7, 2002 – Florida 81, Auburn 63  
March 8, 2002 – Mississippi State 62, Florida 52

**2003 – The Louisiana Superdome, New Orleans, La.**

March 14, 2003 – LSU 65, Florida 61

**2004 – The Georgia Dome, Atlanta, Ga.**

March 12, 2004 – Florida 75, Alabama 73 (OT)  
March 13, 2004 – Florida 91, Vanderbilt 69 (semifinals)  
March 14, 2004 – Kentucky 89, Florida 73 (championship)

**2005 – The Georgia Dome, Atlanta, Ga.**

March 11, 2005 – Florida 80, Mississippi State 64  
March 12, 2005 – Florida 68, Alabama 62 (semifinals)  
March 13, 2005 – Florida 70, Kentucky 53 (championship)

**2006 – Gaylord Entertainment Center, Nashville, Tenn.**

March 10, 2006 – Florida 74, Arkansas 71  
March 11, 2006 – Florida 81, LSU 65 (semifinals)  
March 12, 2006 – Florida 49, South Carolina 47 (championship)

**2007 – The Georgia Dome, Atlanta, Ga.**

March 11, 2007 – Florida 74, Georgia 57  
March 12, 2007 – Florida 80, Ole Miss 59 (semifinals)  
March 13, 2007 – Florida 77, Arkansas 56 (championship)

**2008 – The Georgia Dome, Atlanta, Ga.**

March 13, 2008 – Alabama 80, Florida 69

**2009 – St. Pete Times Forum, Tampa, Fla.**

March 12, 2009 – Florida 73, Arkansas 58  
March 13, 2009 – Auburn 68, Florida 65

**2010 – Bridgestone Arena, Nashville, Tenn.**

March 11, 2010 – Florida 78, Auburn 69  
March 12, 2010 – Mississippi State 75, Florida 69

**2011 – Georgia Dome, Atlanta, Ga.**

March 11, 2011 – Florida 84, Tennessee 74  
March 12, 2011 – Florida 77, Vanderbilt 66 (semifinals)  
March 13, 2011 – Kentucky 70, Florida 54 (championship)

**2012 – New Orleans Arena, New Orleans, La.**

March 9, 2012 – Florida 66, Alabama 63  
March 10, 2012 – Kentucky 74, Florida 71 (semifinals)

**2013 – Bridgestone Arena, Nashville, Tenn.**

March 15, 2013 – Florida 80, LSU 58  
March 16, 2013 – Florida 61, Alabama 51 (semifinals)  
March 17, 2013 – Ole Miss 66, Florida 63 (championship)

**2014 – Georgia Dome, Atlanta, Ga.**

March 14, 2014 – Florida 72, Missouri 49  
March 15, 2014 – Florida 56, Tennessee 49 (semifinals)  
March 16, 2014 – Florida 61, Kentucky, 60 (championship)

**2015 – Bridgestone Arena, Nashville, Tenn.**

March 12, 2015 – Florida 69, Alabama 61  
March 13, 2015 – Kentucky 64, Florida 49

**2016 – Bridgestone Arena, Nashville, Tenn.**

March 10, 2016 – Florida 68, Arkansas 61  
March 11, 2016 – Texas A&M 72, Florida 66

**2017 – Bridgestone Arena, Nashville, Tenn.**

March 10, 2017 – Vanderbilt 72, Florida 62 (OT)

**2018 – Scottrade Center, St. Louis, Mo.**

March 9, 2018 – Arkansas 80, Florida 72

**Future SEC Tournament Dates and Sites**

March 13-17, 2019 - Bridgestone Arena, Nashville, Tenn.  
March 11-15, 2020 - Bridgestone Arena, Nashville, Tenn.  
March 10-14, 2021 - Bridgestone Arena, Nashville, Tenn.  
March 9-13, 2022 - Amalie Arena, Tampa, Fla.  
March 8-12, 2023 - Bridgestone Arena, Nashville, Tenn.  
March 13-17, 2024 - Bridgestone Arena, Nashville, Tenn.  
March 12-16, 2025 - Bridgestone Arena, Nashville, Tenn.

# SEC TOURNAMENT RECORDS

## Florida Individual (Game)

**Points:** 35, Anthony Roberson, March 12, 2004 vs. Vanderbilt  
**Rebounds:** 17, David Lee, March 13, 2005 vs. Kentucky  
**Assists:** 8, Eddie Shannon, March 4, 1999 vs. LSU; Eddie Shannon, March 5, 1998 vs. Auburn  
**Field Goals Made:** 13, Kenyan Weaks, March 5, 1998 vs. Auburn  
**Field Goals Attempted:** 23, Vernon Maxwell, March 6, 1986 vs. LSU  
**Free Throws Made:** 11, Reggie Hannah, Feb. 28, 1980 vs. LSU  
**Free Throws Attempted:** 14, Udonis Haslem, March 5, 1999 vs. Arkansas  
**3-Pt Made:** 8, Greg Stolt, March 4, 1999 vs. LSU  
**3-Pt Attempted:** 16, Anthony Roberson, March 12, 2004 vs. Alabama  
**Steals:** 6, Taurean Green, March 11, 2006 vs. LSU  
**Turnovers:** 8, Taurean Green, March 12, 2006 vs. South Carolina  
**Blocks:** 7, Dwayne Schintzius, March 10, 1989 vs. Georgia  
**Minutes:** 49, Ronnie Williams, March 3, 1982 vs. Vanderbilt  
**FG Pct (Min 5 Attempts):** 1.000, (7-7) Udonis Haslem, March 7, 2002 vs. Auburn; (5-5), Greg Williams, March 10, 1995 vs. Mississippi State

## Florida Individual (Tournament)

**Games:** 3, many players in 1989, '94, '95, 2004, '05, '06, '11, '13, '14  
**Points:** 70, Livingston Chatman (3 games), 1989  
**Rebounds:** 37, Dwayne Schintzius (3 games), 1989  
**Assists:** 14, David Lee (3 games), 2004  
**Field Goals Made:** 27, Livingston Chatman (3 games), 1989  
**Field Goals Attempted:** 42, Livingston Chatman (3 games), 1989  
**3-Pt Made:** 14, Anthony Roberson (3 games), 2004  
**3-Pt Attempted:** 35, Anthony Roberson (3 games), 2004  
**Turnovers:** 13, Taurean Green (3 games), 2006; Livingston Chatman (3 games), 1989  
**Steals:** 10, Scottie Wilbekin (3 games), 2014  
**Blocks:** 18, Dwayne Schintzius (3 games), 1989  
**FG Pct (Min 5 Attempts):** .846 (11-of-13), Mark Giombetti (2 games), 1981

## Florida Individual (Career)

**Games:** 13, Lee Humphrey and Chris Richard (2004-07)  
**Points:** 153, Dametri Hill (11 games), 1993-96  
**Rebounds:** 68, Al Horford (9 games), 2005-07; Dametri Hill (11 games), 1993-96  
**Assists:** 31, Scottie Wilbekin (11 games), 2011-14; Kenny Boynton (10 games), 2010-13; Eddie Shannon (7 games), 1996-99  
**Field Goals Made:** 60, Dametri Hill (11 games), 1993-96  
**Field Goals Attempted:** 117, Kenny Boynton (10 games), 2010-13  
**3-Pt Made:** 24, Kenny Boynton (10 games), 2010-13  
**3-Pt Attempted:** 67, Kenny Boynton (10 games), 2010-13  
**Steals:** 19, Scottie Wilbekin (11 games), 2011-14  
**Blocks:** 23, Dwayne Schintzius (6 games), 1987-89  
**Minutes:** 313, Dan Cross (8 games), 1992-95  
**Pts Avg:** 19.8, Ronnie Williams (5 games), 1981-84  
**Reb Avg:** 9.5, Stacey Poole (4 games), 1990-93  
**FG Pct (Min 20 Attempts):** .639 (23-36) Jason Anderson (7 games), 1993-96; (23-36) Dwayne Davis (6 games), 1988-91

## Florida Team (Game)

**Points:** 97, March 4, 1999 vs. LSU  
**Rebounds:** 48, March 13, 2005 vs. Kentucky  
**Assists:** 22, March 13, 2011 vs. Kentucky  
**Field Goals Made:** 33, 3x, last on March 9, 2000 vs. Ole Miss  
**Field Goals Attempted:** 71, March 10, 2000 vs. Auburn  
**Free Throws Made:** 26, March 12, 1988 vs. Georgia  
**Free Throws Attempted:** 37, March 11, 2011 vs. Tennessee  
**3-Pt Made:** 17, March 4, 1999 vs. LSU  
**3-Pt Attempted:** 36, March 12, 2004 vs. Alabama; March 4, 1999 vs. LSU  
**Steals:** 13, March 12, 1994 vs. Kentucky  
**Turnovers:** 24, March 8, 1996 vs. Kentucky; Feb. 28, 1979 vs. Alabama  
**Blocks:** 8, 3x, last on March 12, 1989 vs. Alabama  
**FG Pct:** .647, (22-34), March 4, 1981 vs. Auburn  
**Worst FG Pct.:** .313, (20-64), March 3, 2002 vs. Mississippi State

## Florida Team (Tournament)

**Games:** 3, 1989, '94, '95, 2004, '05, '06, '07, '11, '13, '14  
**Points:** 239 (3 games), 2004  
**Rebounds:** 122 (3 games), 2005  
**Assists:** 50 (3 games), 2011  
**Field Goals Made:** 82 (3 games), 1994, 2004  
**Field Goals Attempted:** 178 (3 games), 1994  
**3-Pt Made:** 31 (3 games), 2004  
**3-Pt Attempted:** 80 (3 games), 2004  
**Turnovers:** 52 (3 games), 1994  
**Steals:** 31 (3 games), 1994  
**Blocks:** 22 (3 games), 1989  
**FG Pct:** .588 (50-of-85) (2 games), 1981  
**Worst FG Pct:** .348 (23-66) (1 game), 1993

## Opponent Individual (Game)

**Points:** 33, Dusty Hannahs, Arkansas, March 10, 2016  
**Rebounds:** 20, John Williams, LSU, March 6, 1986  
**Assists:** 9, Reggie King, Alabama, Feb. 28, 1979  
**Field Goals Made:** 12, Dusty Hannahs, Arkansas, March 10, 2016; Chuck Person, Auburn, March 8, 1985; Tony White, Tennessee, March 8, 1984  
**Field Goals Attempted:** 23, Dusty Hannahs, Arkansas, March 10, 2016  
**Free Throws Made:** 12, Willie Burton, Tennessee, March 8, 1984  
**Free Throws Attempted:** 14, Willie Burton, Tennessee, March 8, 1984  
**3-Pt Made:** 8, Mykal Riley, Alabama, March 13, 2008  
**3-Pt Attempted:** 16, Earnest Shelton, Alabama, March 12, 2004  
**Turnovers:** 8, Doc Robinson, Auburn, March 5, 1998  
**Steals:** 7, Clarence Swearengen, Tennessee, March 11, 1988  
**Blocks:** 5, Mark Pope, Kentucky, March 11, 1995; Jarrell Evans, Ole Miss, March 11, 1993  
**Minutes:** 47, Phil Cox, Vanderbilt, March 3, 1982  
**FG Pct. (Min 5 Attempts):** 1.000 (7-7) Robert Scott, Alabama, Feb. 28, 1979

## Opponent Team (Game)

**Points:** 100, Kentucky, March 8, 1996  
**Rebounds:** 50, Alabama, Feb. 28, 1979  
**Assists:** 23, Kentucky, March 8, 1996  
**Field Goals Made:** 39, LSU, Feb. 28, 1980  
**Field Goals Attempted:** 71, Tennessee, March 11, 1989  
**Free Throws Made:** 32, Auburn, March 10, 2000  
**Free Throws Attempted:** 44, Auburn, March 10, 2000  
**3-Pt Made:** 14, Alabama, March 6, 1997  
**3-Pt Attempted:** 33, Vanderbilt, March 12, 2011  
**Turnovers:** 24, Alabama, March 12, 1994  
**Steals:** 13, Georgia, March 10, 1989; LSU, March 6, 1987  
**Blocks:** 11, Kentucky, March 11, 1995  
**FG Pct:** .609 (39-64), LSU, Feb. 28, 1980  
**Worst FG Pct:** .300, (18-60), South Carolina, March 12, 2006

## Career Leaders

**Points:**  
 153, Dametri Hill (11 games), 1993-96  
 135, Kenny Boynton (10 games), 2010-13  
 121, Corey Brewer (9 games), 2005-07  
 117, Anthony Roberson (7 games), 2003-05  
 108, Matt Walsh (7 games), 2003-05  
 105, Udonis Haslem (8 games), 1998-2002

**Rebounds:**  
 68, Al Horford (9 games), 2005-07  
 68, Dametri Hill (11 games), 1993-96  
 65, Patric Young (11 games), 2011-14  
 63, David Lee (9 games), 2002-05  
 62, Andrew DeClercq (8 games), 1992-95  
 55, Dwayne Davis (6 games), 1988-91

**Assists:**  
 31, Scottie Wilbekin (11 games), 2011-14  
 31, Kenny Boynton (10 games), 2010-13  
 31, Eddie Shannon (7 games), 1996-99  
 29, Taurean Green (9 games), 2005-07  
 28, Greg Williams (9 games), 1994-97  
 26, Erving Walker (9 games), 2009-12



# REGULAR SEASON TOURNAMENTS

**1951-52 - Gator Bowl Tournament in Jacksonville, Fla.**

December 27, 1951 - Florida 73, Clemson 62  
 December 28, 1951 - Florida 62, Georgia 47  
 December 29, 1951 - Florida 61, Florida State 51\*

**1952-53 - Gator Bowl Tournament in Jacksonville, Fla.**

December 29, 1952 - Florida 68, Georgia 60  
 December 30, 1952 - Florida 73, Georgia State Teachers 61\*

**1953-54 - Gator Bowl Tournament in Jacksonville, Fla.**

December, 1953 - Georgia State Teachers 99, Florida 86  
 December, 1953 - Florida 63, Georgia Tech 59+

**1954-55 - Gator Bowl Tournament in Jacksonville, Fla.**

December, 1954 - Florida 82, Florida State 79  
 December, 1954 - Spring Hill 66, Florida 60\*

**1955-56 - All-American City Tournament in Owensboro, Ky.**

December 18, 1955 - Florida 98, Pittsburgh 72  
 December 29, 1955 - Evansville 85, Florida 69  
 December 30, 1955 - Kentucky Wesleyan 73, Florida 65

**1956-57 - Carrousel Tournament in Charlotte, N.C.**

December 17, 1956 - Florida 97, Muhlenberg 90  
 December 18, 1956 - Wake Forest 90, Florida 53  
 December 19, 1956 - Florida 88, St. Joseph's 72

**Gator Bowl Tournament in Jacksonville, Fla.**

December 27, 1956 - South Carolina 77, Florida 71  
 December 28, 1956 - Florida 105, Clemson 71+

**1957-58 - Gator Bowl Tournament in Jacksonville, Fla.**

December 30, 1957 - Florida 76, Clemson 64  
 December 31, 1957 - Florida 76, Georgia 63\*

**1958-59 - Gator Bowl Tournament in Jacksonville, Fla.**

December 29, 1958 - Ole Miss, 71, Florida 47  
 December 30, 1958 - Florida 58, Georgia 55+

**1959-60 - Hurricane Classic in Miami, Fla.**

December 28, 1959 - Xavier 86, Florida 74  
 December 29, 1959 - Brigham Young 74, Florida 65+

**1960-61 - Gator Bowl Tournament in Jacksonville, Fla.**

December 28, 1960 - Florida 82, Jacksonville 68  
 December 29, 1960 - Navy 69, Florida 62  
 December 30, 1960 - Florida 73, Georgia 58

**1961-62 - Gator Bowl Tournament in Jacksonville, Fla.**

December 28, 1961 - Florida 68, Navy 63  
 December 29, 1961 - Virginia Tech 78, Florida 69\*

**1962-63 - Gator Bowl Tournament in Jacksonville, Fla.**

December 27, 1962 - Florida 66, Rice 57  
 December 28, 1962 - Georgia Tech 63, Florida 61\*

**1963-64 - Gator Bowl Tournament in Jacksonville, Fla.**

December 26, 1963 - Florida 100, Manhattan 75  
 December 27, 1963 - Florida 74, Air Force 68\*

**1964-65 - Gator Bowl Tournament in Jacksonville, Fla.**

December 29, 1964 - Florida 82, Wake Forest 65  
 December 30, 1964 - Florida 62, Texas 49\*

**1965-66 - Gator Bowl Tournament in Jacksonville, Fla.**

December 29, 1965 - Florida 72, DePaul 64  
 December 30, 1965 - Penn State 54, Florida 52\*

**1966-67 - Gator Bowl Tournament in Jacksonville, Fla.**

December 28, 1966 - Florida 78, Georgia 64  
 December 29, 1966 - Florida 92, Virginia Tech 73\*

**1967-68 - Gator Bowl Tournament in Jacksonville, Fla.**

December 27, 1967 - St. Joseph's 89, Florida 69  
 December 28, 1967 - Mississippi State 66, Florida 65+

**1968-69 - Gator Bowl Tournament in Jacksonville, Fla.**

December 26, 1968 - Northwestern 76, Florida 72  
 December 27, 1968 - Florida 82, Georgia 77+

**1969-70 - Sunshine Classic in Jacksonville, Fla.**

December 1, 1969 - Morehead State 82, Florida 73  
 December 2, 1969 - Florida 68, East Tennessee 49+

**Gator Bowl Tournament in Jacksonville, Fla.**

December 29, 1969 - Florida 48, Virginia Tech 45  
 December 30, 1969 - Florida State 88, Florida 48\*

**1970-71 - Gator Bowl Tournament in Jacksonville, Fla.**

December 28, 1970 - Georgia Tech 69, Florida 58  
 December 29, 1970 - Bradley 70, Florida 65+

**1971-72 - Gator Bowl Tournament in Jacksonville, Fla.**

December 28, 1971 - Florida 87, Columbia 47  
 December 29, 1971 - Illinois 76, Florida 75\*

**1972-73 - Gator Bowl Tournament in Jacksonville, Fla.**

December 26, 1972 - Rutgers 81, Florida 79  
 December 27, 1972 - Miami of Ohio 88, Florida 72+

**1973-74 - Gator Bowl Tournament in Jacksonville, Fla.**

December 26, 1973 - Florida 74, Jacksonville 62  
 December 27, 1973 - Florida 77, Duke 60\*

**1974-75 - Rainbow Classic in Honolulu, Hawaii**

December 27, 1974 - Indiana 98, Florida 84  
 December 28, 1974 - Penn 100, Florida 88  
 December 30, 1974 - San Jose State 83, Florida 80

**1975-76 - Gator Bowl Tournament in Jacksonville, Fla.**

December 26, 1975 - Florida 65, Jacksonville 64  
 December 27, 1975 - Wake Forest 78, Florida 75 (OT)\*

**1976-77 - Big Sun Tournament in St. Petersburg, Fla.**

December 17, 1976 - Florida 70, South Florida 53  
 December 18, 1976 - Florida 84, Memphis State 83\*

**Gator Bowl Tournament in Jacksonville, FL**

December 29, 1976 - Florida 99, Jacksonville 87  
 December 30, 1976 - Florida 101, Holy Cross 85\*

**1977-78 - Vermont Classic in Burlington, Vt.**

December 22, 1977 - Florida 70, George Washington 63  
 December 22, 1977 - Florida 93, Vermont 67\*

**Gator Bowl Tournament in Jacksonville, Fla.**

December 27, 1977 - Florida 88, Bonaventure 75  
 December 28, 1977 - Indiana 73, Florida 60\*

**1978-79 - Industrial National Classic in Providence, R.I.**

December 15, 1978 - Florida 109, Fairfield 99 (OT)  
 December 16, 1978 - Florida 79, Providence 63\*

**Gator Bowl Tournament in Jacksonville, Fla.**

December 26, 1978 - Florida 89, Massachusetts 65  
 December 27, 1978 - Jacksonville 60, Florida 59

**1979-80 - Gator Bowl Tournament in Jacksonville, Fla.**

December 26, 1979 - Florida 63, Iowa State 59  
 December 27, 1979 - Jacksonville 61, Florida 55\*

**1980-81 - Gator Bowl Tournament in Jacksonville, Fla.**

December 26, 1980 - Florida 65, Jacksonville 59  
 December 27, 1980 - Purdue 95, Florida 87\*

**1981-82 - Florida Four Tournament in Jacksonville, Fla.**

December 4, 1981 - South Florida 58, Florida 56  
 December 5, 1981 - Florida 84, Jacksonville 73+

**Cabrillo Classic in San Diego, Calif.**

December 29, 1981 - Temple 85, Florida 81  
 December 30, 1981 - Baylor 72, Florida 71+

**1982-83 - Great Alaska Shootout in Anchorage, Alaska**

November 26, 1982 - Louisville 80, Florida 63  
 November 27, 1982 - Florida 72, Alaska-Anchorage 52  
 November 28, 1982 - Illinois 68, Florida 55

**Florida Four Tournament in Gainesville, Fla.**

December 10, 1982 - Florida 104, Jacksonville 78  
 December 11, 1982 - South Florida 77, Florida 73\*

**Gator Bowl Tournament in Jacksonville, Fla.**

December 28, 1982 - Florida 82, Penn State 60  
 December 29, 1982 - Florida 56, Jacksonville 47\*

**1983-84 - Sugar Bowl Classic in New Orleans, La.**

December 28, 1983 - SW Louisiana 74, Florida 65  
 December 29, 1983 - Florida 65, Tulane 53+

**1984-85 - Hoosier Classic in Indianapolis, Ind.**

December 29, 1984 - Florida 87, Arizona State 73  
 December 30, 1984 - Indiana 80, Florida 63\*

**1985-86 - Rebel Roundup in Las Vegas, Nev.**

December 21, 1985 - Iona 71, Florida 70  
 December 22, 1985 - San Diego State 63, Florida 62

**1986-87 - Gator Bowl Tournament in Jacksonville, Fla.**

December 19, 1986 - Florida 82, Virginia Tech 60  
 December 20, 1986 - Florida 82, Ohio State 72\*

**Rainbow Classic in Honolulu, Hawaii**

December 27, 1986 - California 83, Florida 80  
 December 29, 1986 - Florida 115, Hawaii 83  
 December 30, 1986 - Ohio State 88, Florida 84

**1987-88 - Preseason Big Apple NIT - Finals in New York, N.Y.**

November 21, 1987 - Florida 82, Jacksonville 52  
 November 23, 1987 - Florida 80, Georgia Tech 69  
 November 27, 1987 - Florida 96, Iowa State 89  
 November 28, 1987 - Florida 70, Seton Hall 68\*

**Fiesta Bowl Classic in Tucson, Ariz.**

December 29, 1987 - Duke 93, Florida 70  
 December 30, 1987 - Florida 83, Michigan State 59

**1988-89 - Great Alaska Shootout in Anchorage, Alaska**

November 25, 1988 - California 73, Florida 58  
 November 26, 1988 - Florida 83, Alaska-Anchorage 72  
 November 27, 1988 - Florida 77, Utah 68

**1988-89 - ECAC Holiday Festival in New York, N.Y.**

December 27, 1988 - Ohio State 93, Florida 68  
 December 29, 1988 - Florida 59, Fordham 52

## REGULAR SEASON TOURNAMENTS

### 1989-90 - Sugar Bowl Classic in New Orleans, La.

December 7, 1989 - Florida 69, New Orleans 64  
December 28, 1989 - LaSalle 76, Florida 69

### 1990-91 - Carrier Classic in Syracuse, N.Y.

December 7, 1990 - UNC Charlotte 94, Florida 92  
December 8, 1990 - Florida 92, Alaska-Anchorage 81

### 1991-92 - Red Lobster Classic in Orlando, Fla.

December 28, 1991 - Virginia Tech 79, Florida 57  
December 30, 1991 - Brigham Young 79, Florida 73

### 1992-93 - The Milk Challenge in Orlando, Fla.

December 19, 1992 - Temple 67, Florida 62  
December 20, 1992 - Florida 70, UNC Charlotte 69

### 1992-93 - Sun Carnival Classic in El Paso, Texas

December 28, 1992 - Purdue 67, Florida 63  
December 29, 1992 - Florida 86, Austin Peay 62

### 1993-94 - Rainbow Classic in Honolulu, Hawaii

December 28, 1993 - Florida 74, Oklahoma State 69  
December 29, 1993 - Louisville 83, Florida 68 (Semifinals)  
December 30, 1993 - Florida 66, Evansville 63 (3rd Place Game)

### 1995-96 - Franklin Bank/Children's Charities Classic in Landover, Md.

December 2, 1995 - Florida 75, George Washington 66  
December 3, 1995 - UMass 80, Florida 58\*

### All-College Tournament in Oklahoma City, Okla.

December 29, 1995 - Florida 71, Louisiana Tech 56  
December 30, 1995 - Florida 76, Oklahoma 72 (OT)\*

### 1996-97 - San Juan Shootout in Caguas, Puerto Rico

Nov. 29, 1996 - Creighton 74, Florida 73  
Nov. 30, 1996 - Florida 93, Puerto Rico 63  
Dec. 1, 1996 - Delaware 88, Florida 78

### 1996-97 - Fiesta Bowl Classic in Tucson, Ariz.

Dec. 28, 1996 - Pennsylvania 71, Florida 63  
Dec. 30, 1996 - Florida 106, Robert Morris 69

### 1999-2000 - Maui Invitational in Maui, Hawaii

Nov. 22, 1999 - Florida 60, Utah State 58  
Nov. 23, 1999 - Purdue 79, Florida 68  
Nov. 24, 1999 - Florida 72, Georgetown 62+

### 2001-02 - IKON Coaches vs. Cancer Classic in New York, N.Y.

Nov. 8, 2001 - Florida 72, Temple 64  
Nov. 9, 2001 - Arizona 75, Florida 71\*

### 2002-03 - Owens Corning Preseason NIT in New York, N.Y.

Nov. 27, 2002 - Stanford 69, Florida 65  
Nov. 29, 2002 - Florida 83, Kansas 73+

### 2005-06 - Coaches vs. Cancer Classic in New York, N.Y.

Nov. 17, 2005 - Florida 77, Wake Forest 72  
Nov. 18, 2005 - Florida 75, Syracuse 70\*

### 2008-09 O'Reilly Auto Parts CBE Classic in Kansas City, Mo.

Nov. 24, 2008 - Syracuse 89, Florida 83  
Nov. 25, 2008 - Florida 86, Washington 84+

### 2009-10 - Legends Classic in Atlantic City, N.J.

Nov. 27, 2009 - Florida 77, Michigan State 74  
Nov. 28, 2009 - Florida 73, Rutgers 58\*

### 2014-15 - Battle 4 Atlantis in Paradise Island, Bahamas

Nov. 26, 2014 - Georgetown 66, Florida 65 (OT)  
Nov. 27, 2014 - Florida 56, UAB 47  
Nov. 28, 2014 - North Carolina 75, Florida 64

### 2015-16 - Hall of Fame Tip-Off Tournament in Uncasville, Conn.

Nov. 21, 2015 - Florida 74, Saint Joseph's 63  
Nov. 22, 2015 - Purdue 85, Florida 70\*

### 2016-17 - AdvoCare Invitational in Orlando, Fla.

Nov. 24, 2016 - Florida 81, Seton Hall 76  
Nov. 25, 2016 - Gonzaga 77, Florida 72  
Nov. 27, 2016 - Florida 65, Miami 56+

### 2017-18 - Phil Knight Invitational (PK80) in Portland, Ore.

Nov. 23, 2017 - Florida 108, Stanford 87  
Nov. 24, 2017 - Florida 111, Gonzaga 105 (2OT)  
Nov. 26, 2017 - Duke 87, Florida 84\*

+Consolation Game; \*Championship Game

*Note: Some events have one or more attached home games as part of the exempt event, but only games at event site are listed here.*



*Florida competed in the 16-team Phil Knight Invitational to celebrate the Nike founder's 80th birthday. The Gators blitzed Stanford and outlasted Gonzaga in a double-overtime thriller before falling just short vs. Duke in the Motion Bracket championship game.*

## CAREER STATISTICS

	G-GS	FG-FGA	FG%	3PT-ATT	3PT%	FT-FTA	FT%	REB	AVG	PF-DQ	TP	AVG	A	TO	BS	ST	MIN
Aaron, Patrick	28-0	21-44	.477	3-7	.429	10-19	.526	30	1.1	17-0	55	1.9	11	10	0	8	158
Abukar, Mohamed	37-0	42-114	.368	23-78	.295	9-13	.692	72	1.9	34-0	116	3.1	26	29	13	8	474
Adamson, John	19-2	16-35	.457	-	-	10-19	.526	23	2.1	19-0	42	2.2	5	15	1	2	117
Agee, Robert	54	50-149	.336	-	-	45-57	.789	102	1.9	62-0	145	2.7	20	-	-	-	-
Aldridge, Mike	11-0	16-33	.485	-	-	1-2	.500	4	0.3	10-0	33	2.8	8	6	0	3	54
Al-Kaleem, Rashid	40-1	33-95	.347	23-71	.324	9-15	.600	30	0.8	38-0	98	2.5	18	13	1	6	343
Allen, Adam	37-0	52-108	.481	32-76	.421	8-13	.615	29	0.8	47-1	144	3.9	15	23	3	6	373
Anderson, Jason	114-18	221-541	.409	41-151	.272	147-247	.595	347	3.1	228-5	630	5.5	127	150	77	78	1776
Appleby, Ryan	23-1	6-18	.333	5-14	-	7-10	.700	12	0.5	11-0	24	1.0	27	22	2	5	183
Armstrong, Greg	47	37-126	.294	-	-	20-30	.667	39	0.8	41-0	94	2.0	60	16*	*	4*	447*
Bacon, Bob	5	0-3	.000	-	-	3-4	.750	1	0.2	3-0	3	0.6	-	-	-	-	-
Bales, Buddy	50	103-255	.404	-	-	57-79	.722	105	2.1	122-7	263	5.3	-	-	-	-	-
Barbee, Tom	41	174-372	.468	-	-	175-221	.792	294	7.2	111-3	523	12.8	-	-	-	-	-
Barnes, Ed	7	3*-8*	.375*	-	-	1*-4*	.250*	10*	1.4*	5-0*	7	1.0*	3*	3*	2*	0*	23*
Barry, Canyon	35-1	122-289	.422	42-125	.336	113-128	.883	98	2.8	41-0	399	11.4	22	31	13	18	747
Bates, Clayton	53-0	18-51	.353	14-41	.341	7-8	.875	18	0.3	8-0	57	1.1	11	9	0	2	167
Baxley, Tom	72	341-848	.402	-	-	218-289	.754	170	2.4	200-2*	900	12.5	-	-	-	-	-
Beal, Bradley	37-37	175-393	.445	63-186	.339	133-173	.769	249	6.7	76-0	546	14.8	83	79	31	51	1267
Bellamy, Jerry	46-6	54-103	.524	-	-	17-33	.515	117	2.5	103-2	125	2.7	22	53	20	15	593
Benefiel, Roger	23	7-39	.180	-	-	8-21	.381	28	1.2	16-0	22	0.9	-	-	-	-	-
Benton, Travis	11-0	3-15	.200	-	-	3-4	.750	3	0.3	4-0	9	0.8	2	6	0	2	50
Berry, Jack	29-0	7-18	.389	2-9	.222	1-4	.250	11	0.4	4-0	19	0.7	1	0	0	0	48
Bert, Harold	15	15-55	.273	-	-	12-21	.571	0	0.0	19-0	42	2.8	-	-	-	-	-
Billings, Jerry	10	2-16	.125	-	-	5-8	.625	18	1.8	8-0	9	0.9	-	-	-	-	-
Boe, Dan	71	156-344	.453	-	-	152-240	.633	485	6.8	226-19	464	6.5	74	-	-	-	-
Boggan, Mario	16-0	13-25	.520	0-0	-	10-25	.400	31	1.9	16-0	36	2.3	6	7	4	6	98
Bonner, Al	102	456*-889*	.513*	-	-	193*-243*	.794*	524*	5.1*	261-14*	1105	10.8*	118*	90*	2*	15*	2210*
Bonner, Matt	131-81	580-1154	.503	165-418	.395	245-334	.734	778	5.9	260-3	1570	12.0	158	176	64	94	3284
Boone, Don	6	0-5	.000	-	-	1-2	.500	2	0.3	3-0	1	0.2	-	-	-	-	-
Bostic, Don	74	108*-231*	.468*	-	-	142*-183*	.776*	107*	1.5*	188-12*	358	4.8*	94*	88*	1*	15*	1150*
Boynton, Kenny	145-142	666-1671	.399	333-978	.340	368-468	.786	348	2.4	172-1	2033	14.0	391	221	19	128	4673
Brendler, Chuck	23	44-108	.407	-	-	41-56	.732	116	5.0	26-0	129	5.6	-	-	-	-	-
Brewer, Corey	108-106	426-889	.479	99-278	.356	272-384	.708	469	4.3	242-6	1225	11.3	300	250	44	176	2949
Brewster, Larry	91-40*	247*-467*	.529*	-	-	180*-244*	.738*	330*	3.6*	198-8*	674	7.4*	39*	116*	35*	19*	1332*
Brodus, Neil	7-2	20-36	.556	-	-	7-13	.538	20	2.9	7-0	47	6.7	1	6	2	1	114
Brown, Craig	122-104	497-1136	.438	186-455	.409	239-312	.766	452	3.7	244-1	1419	11.6	305	243	23	158	3175
Brown, Doug	31-0*	65-158	.411	-	-	25-63	.397	180	5.8	106-3	155	5.0	38	2	-	-	-
Bryant, Aaron	2-0	0-1	.000	-	-	0-0	-	0	0.0	2-0	0	0.0	0	1	0	0	6
Calathes, Nick	72-71	380-836	.455	131-345	.380	279-390	.715	379	5.3	145-0	1170	16.6	452	223	9	126	2374
Caldwell, Norm "Bruno"	54	252-557	.452	-	-	174-205	.849	164	3.0	128-5	666	12.3	20	81*	-	59	472*
Capers, Chris	79-27	184-338	.544	0-0	-	63-90	.700	317	4.0	168-6	431	5.5	57	62	55	54	1503
Capko, Chris	10-0	0-1	.000	0-1	.000	1-3	.333	4	0.4	2-0	1	0.1	4	2	0	0	17
Carlton, Jermaine	26-0	49-106	.462	0-0	-	25-39	.641	52	2.0	44-0	123	4.7	6	21	15	8	267
Carter, B.J.	39-15	55-98	.561	17-32	.531	28-42	.667	34	0.9	45-0	155	4.0	73	54	0	35	593
Carter, Eli	35-17	86-249	.345	44-150	.293	34-44	.773	60	1.7	51-1	250	7.1	57	47	0	24	739
Casares, Rick	40	212-578	.367	-	-	184-307	.599	457	11.4	107-5	635	15.9	-	-	-	-	-
Castineyra, Rollie	26-0	17-38	.447	4-10	.400	6-11	.545	11	0.4	4-0	44	1.7	5	6	1	0	76
Ceravolo, Darryl	11	7-18	.389	-	-	1-4	.250	2	0.2	12-0	15	1.4	12	-	-	-	-
Cesare, Malcolm	77-77*	400*-788*	.508*	-	-	184*-260*	.708*	477*	6.2*	269-21*	984	12.8*	177*	179*	57*	59*	2391*
Chaney, Allan	32-2	28-61	.459	1-5	.200	12-19	.632	49	2.1	34-1	69	4.0	10	19	4	12	226
Chatman, Livingston	101-85	508-1057	.481	0-11	.000	325-521	.624	630	6.2	271-4	1341	13.3	237	285	44	87	3109
Chiozza, Chris	139-65	344-879	.391	130-398	.327	207-277	.747	442	3.2	288-4	1025	7.4	571	223	7	191	3495
Clark, Ed	9	2-12	.167	-	-	11-13	.846	10	1.1	6-0	15	1.7	-	-	-	-	-
Clarson, Ric	100-46*	252*-597*	.422*	-	-	156*-208*	.750*	204*	2.0*	231-10*	662	6.6*	176*	216*	9*	54*	1959*
Close, Don	29	31-68	.456	-	-	19-21	.905	67	2.3	23-0	81	2.8	9	19*	-	3	126*
Cody, Neil	31	12-48	.250	-	-	16-26	.615	32	1.0	36-1	42	1.4	-	-	-	-	-
Coe, Harry	6	1-4	.250	-	-	4-4	1.000	4	0.7	4-0	6	1.0	-	-	-	-	-
Colas, Bonell	110-17	171-330	.518	0-0	.000	108-150	.720	282	2.6	190-3	450	4.1	61	113	45	42	1357
Copeland, Teddy	49	134-419	.320	-	-	102-161	.634	329	6.7	138-6	370	7.6	-	-	-	-	-
Cornell, Henry	23	56-193	.290	-	-	65-105	.619	-	-	57	177	7.7	-	-	-	-	-
Corso, John	16-0	16-33	.485	-	-	3-14	.214	23	1.4	19-0	35	2.2	5	11	1	8	131
Cotton, Jimmy	58-25	116-247	.470	-	-	44-70	.629	75	1.3	96-2	268	4.8	60	81	4	15	906
Cox, Clifford	48	84-231	.364	-	-	46-64	.719	160	3.3	68-2	214	5.2	31	-	-	-	-
Coy, John	19-4*	0*-3*	.000*	-	-	5*-7*	.714*	4*	0.2*	14-0*	5	0.3*	10*	8*	0*	2*	66*
Crafton, Reed	18-0	5-15	.333	1-3	.333	4-4	1.000	6	0.4	3-0	15	0.8	7	5	0	3	40
Cristell, Greg	35-2	47-85	.553	0-0	-	16-36	.444	89	2.5	57-1	110	3.1	4	26	14	9	379
Cross, Dan	128-99	454-1005	.452	132-323	.409	411-525	.783	375	2.9	278-1	1451	11.3	367	255	17	198	3466
Cunkle, Curt	61	206-579	.356	-	-	192-296	.649	493	8.1	170-11	604	9.9	-	-	-	-	-
Currington, Jon	28-1	38-85	.447	-	-	7-14	.500	72	2.6	55-0	83	3.0	6	15	15	3	385
Davis, Adriel	6-0	2-5	.400	0-0	-	0-2	.000	4	0.7	1-0	4	0.7	1	3	3	0	11
Davis, Bob	2	0-3	.000	-	-	0-0	-	3	1.5	0-0	0	0.0	-	-	-	-	-
Davis, Dwayne	124-79	572-892	.641	0-2	.000	282-497	.567	921	7.4	330-11	1426	11.5	103	217	160	178	3432
Davis, Tony	1-0	0-1	.000	0-0	-	0-0	-	0	0.0	0-0	0	0.0	0	1	0	0	2
DeClercq, Andrew	128-128	502-946	.531	6-18	.333	299-451	.663	958	7.5	408-19	1309	10.2	137	303	176	147	3503
Delancy, Vernon	102-97	509-1010	.504	-	-	273-372	.734	373	3.7	316-17	1291	12.7	427	338	36	156	3322
Dickens, Hayes	19-0	14-35	.400	-	-	3-6	.500	12	0.7	7-0	31	1.8	7	2	2	1	122
Dickey, Doug	4	1-8	.125	-	-	1-1	1.000	7	1.8	5-0	3	0.4	-	-	-	-	-
Doss, Lew	31	122-382	.319	-	-	103-172	.599	335	10.8	102-4	347	11.2	-	-	-	-	-
Drejer, Christian	38-20	92-202	.455	28-74	.378	56-73	.767	124	3.3	82-1	268	7.1	123	64	6	28	867



## CAREER STATISTICS

	G-GS	FG-FGA	FG%	3PT-ATT	3PT%	FT-FTA	FT%	REB	AVG	PF-DQ	TP	AVG	A	TO	BS	ST	MIN
Dryden, Frank	1	0-2	.000	-	-	0-2	.000	3	3.0	2-0	0	0.0	-	-	-	-	-
Dupay, Teddy	92-63	277-692	.400	188-496	.379	238-296	.804	162	1.8	156-2	980	10.8	253	157	3	116	2261
Duva, Tony	22	15-38	.395	-	-	13-21	.619	12	0.6	20-0	43	2.0	21	-	-	-	-
Dyrkolbotn, Svein	102-1	62-129	.480	0-0	-	43-68	.632	165	1.6	134-0	167	1.6	20	58	14	21	829
Edelson, Stephen	1-0	0-0	-	0-0	-	0-0	-	0	0.0	0-0	0	0.0	0	0	0	0	2
Edwards, Lexx	31-0	1-7	.143	1-5	.200	1-2	.500	15	0.5	11-0	4	0.1	2	1	0	0	54
Edwards, Terry	11-0	1-1	1.000	0-0	-	7-9	.778	2	0.2	6-0	9	0.8	0	2	0	0	20
Egbunu, John	58-49	213-382	.558	1-1	1.000	151-277	.545	378	6.5	171-7	578	10.0	19	101	84	23	1391
Eggleston, John	6	3-15	.200	-	-	9-12	.750	13	2.1	12-0	15	2.5	-	-	-	-	-
Emrick, Bob	91	512-1324	.387	-	-	514-673	.764	869	9.6	258-6*	1535	16.9	-	-	-	-	-
Etheridge, Frank	23	88-223	.395	-	-	73-97	.753	144	6.2	54-2	249	10.8	-	-	-	-	-
Farley, Gil	13	8-22	.318	-	-	8-23	.348	20	1.5	14-0	24	1.8	-	-	-	-	-
Feazel, Kurt	38	24-56	.429	-	-	22-30	.733	18	0.5	15-0	68	1.8	3	-	-	-	-
Findley, Darryl	1-0	0-0	-	0-0	-	0-0	-	0	0.0	0-0	0	0.0	2	0	0	0	4
Findley, Earl	52	262-639	.410	-	-	64-109	.587	414	8.0	155-5	588	11.3	43	-	-	-	-
Finney-Smith, Dorian	101-62	411-961	.428	159-441	.361	239-355	.673	721	7.1	232-8	1220	12.1	195	183	69	81	2880
Fletcher, Tim	66	111-270	.411	-	-	74-104	.712	95	1.4	160-2	294	4.5	138	48*	-	18	178*
Fotiou, Nick	20	27-74	.365	-	-	5-14	.357	49	2.5	24-0	59	3.0	14	-	-	-	-
Fox, Newell	15	8-20	.400	-	-	4-8	.500	7	0.5	5-0	20	1.3	-	-	-	-	-
Francis-Ramirez, Brandone	29-2	21-104	.202	10-59	.169	7-13	.538	29	1.0	25-0	59	2.0	15	10	0	10	314
Frazier II, Michael	101-54	318-717	.444	227-525	.432	135-158	.854	357	3.5	159-0	998	9.9	114	122	10	94	2600
Fricke, Hudson	15-0	0-2	.000	0-1	.000	4-4	1.000	2	0.2	2-0	4	0.2	2	1	0	0	-
Friedman, Stan	14	24-82	.293	-	-	19-32	.594	47	3.4	28-2	67	4.8	-	-	-	-	-
Fritz, Chuck	49-7*	48*-121*	.397*	-	-	25*-44*	.568	47*	1.0*	52-0*	121	2.5*	44*	41*	0*	25*	553*
Gangi, Larry	4	1-7	.143	-	-	0-1	.000	7	1.8	3-0	2	0.5	-	-	-	-	-
Garcia, Renaldo	88-79	275-650	.423	82-268	.306	200-287	.697	174	1.9	243-15	832	9.5	228	222	11	71	2500
Giombetti, Mark	82-48	317-665	.477	-	-	64-91	.703	198	2.4	136-1	689	8.5	146	108	5	69	2396
Gasper, Richard	50-50*	262*-513*	.511*	-	-	107*-168*	.637	128*	2.6*	164-7*	632	12.6*	215*	154*	6*	81*	1668*
Graham, Dennis	11-0	2-6	.333	-	-	2-2	1.000	2	0.2	7-0	6	0.6	6	5	0	2	36
Grandholm, Jim	26-7	29-71	.408	-	-	36-51	.706	79	3.0	52-1	204	6.9	16	25	7	10	375
Green, Taurean	111-79	317-791	.401	186-478	.389	350-409	.856	238	2.1	174-0	1170	10.5	400	282	7	124	3201
Greene, Orien	62-32	98-244	.402	33-118	.280	35-50	.700	160	2.6	155-4	264	4.3	174	101	19	99	1326
Greiner, Augie	50	107-308	.347	-	-	92-134	.687	89	1.8	80-1*	306	6.1	-	-	-	-	-
Gresham, Darryl	29-24	147-328	.448	-	-	52-64	.813	83	2.9	85-6	346	11.9	53	54	9	41	860
Griffin, Charles	34-11	80-173	.462	-	-	33-46	.717	69	2.0	70-1	193	5.7	29	48	1	13	648
Griffiths, John	69-0	17-35	.486	0-0	-	14-21	.667	64	0.9	59-0	48	0.7	4	13	25	4	351
Grimsley, Hosie	115-70	246-548	.449	17-66	.258	114-202	.564	302	2.6	186-1	623	5.4	230	195	18	122	2666
Gurley, Bill	1-0	0-1	.000	0-0	-	0-0	-	0	0.0	0-0	0	0.0	0	0	0	0	1
Haimovitch, Seth	18-0	2-6	.333	2-6	.333	0-0	-	0	0.0	1-0	6	0.3	2	1	0	1	31
Halton, LaDarius	91-17	126-329	.383	54-170	.318	73-103	.709	127	1.4	112-0	379	4.2	90	94	11	60	1223
Hamilton, Harry	97	476*	-	-	-	150*	-	128*	5.8	0-0*	1102	11.4	-	-	-	-	-
Hamilton, Justin	113-81	299-611	.489	78-236	.331	102-138	.739	294	2.6	203-0	778	6.9	309	149	33	164	2827
Hammack, Mal	4	1-3	.333	-	-	1-2	.500	2	0.5	2-0	3	0.8	-	-	-	-	-
Hampton, Theo	6	1-9	.111	-	-	1-3	.333	12	2.0	5-0	3	0.5	-	-	-	-	-
Hannah, Reggie	76-67	405-742	.546	-	-	304-444	.685	675	8.9	257-14	1114	14.7	48	228	67	62	2434
Harden, Rob	27-23	99-224	.442	-	-	56-67	.836	43	1.6	65-0	254	9.4	77	67	0	38	812
Harris, Wade	22-0	7-18	.389	-	-	16-18	.889	6	0.3	13-0	30	1.4	5	15	0	8	136
Harvey, Donnell	37-9	144-284	.507	0-1	.000	86-141	.610	258	7.0	101-3	374	10.1	37	60	31	27	746
Haskins, Harold	22	43-168	.256	-	-	38-50	.760	55	2.5	50-2	124	5.6	-	-	-	-	-
Haslem, Udonis	130-125	633-1084	.584	0-3	.000	515-773	.666	831	6.4	409-12	1781	13.7	139	304	120	107	3236
Henderson, Brooks	66	332-733	.453	-	-	337-406	.830	365	5.5	221-8*	1001	15.2	-	-	-	-	-
Henderson, Jerry	66	207-537	.385	-	-	134-186	.720	446	6.8	151-3*	546	8.3	-	-	-	-	-
Hester, Eric	20-0	15-23	.652	11-19	.652	2-4	.500	10	0.5	13-0	43	2.2	6	3	0	6	112
Highley, Mont	44	130-251	.518	-	-	112-171	.655	334	7.6	105-0*	372	8.5	-	-	-	-	-
Highley, Skip	76	226-548	.412	-	-	123-186	.661	219	2.9	139-1*	575	7.6	-	-	-	-	-
Hill, Dametri	110-94	522-1033	.505	21-69	.304	311-465	.669	580	5.3	266-7	1376	12.5	79	246	37	73	2771
Hill, Kasey	137-93	390-988	.395	41-172	.238	266-446	.596	329	2.4	304-7	1087	7.9	530	304	29	182	3602
Hitchins, George	40	106-372	.285	-	-	50-74	.676	211	5.3	80-2	262	6.6	-	-	-	-	-
Hoban, Dick	57	238-672	.354	-	-	176-281	.626	460	8.1	191-11	647	11.4	-	-	-	-	-
Hobbs, Joe	68	545-1293	.422	-	-	241-286	.843	270	4.0	203-6*	1331	19.6	-	-	-	-	-
Hodge, Watler	151-83	387-824	.468	176-448	.393	124-172	.721	218	1.4	380-3	1074	7.1	293	184	5	153	3587
Hodges, Henry	21	9-29	.310	-	-	13-22	.591	25	1.2	8-0	31	1.5	-	-	-	-	-
Hodskins, Zach	10-0	1-7	.143	0-3	.000	0-1	.000	1	0.1	3-0	2	0.2	0	1	0	0	14
Hoffman, Bob	65	126-251	.502	-	-	64-92	.696	265	4.1	108-1*	316	4.9	-	-	-	-	-
Hoffman, Jay	1	0-1	.000	-	-	0-0	-	1	1.0	0-0	0	0.0	-	-	-	-	-
Hogan, Brian	122-17	143-384	.372	120-315	.381	83-104	.798	132	1.1	146-2	489	4.0	85	125	1	67	1520
Hoover, Jerry	75	274-561	.488	-	-	141-241	.585	205	2.7	152-3	689	9.2	305	-	-	-	-
Horford, Al	109-100	424-724	.586	0-4	.000	275-441	.624	864	7.9	270-4	1123	10.3	187	174	189	94	2768
Horford, Jon	31-28	78-161	.484	13-51	.255	32-41	.780	149	4.8	67-0	201	6.5	10	18	27	10	621
Horton, Jamaal	13-2	24-61	.393	19-47	.404	7-16	.438	15	1.2	15-1	74	5.7	12	16	0	13	163
Houston, Scooter	12	4-21	.190	-	-	2-6	.333	7	0.6	10-0	10	0.8	5	-	-	-	-
Huertgas, David	35-1	31-82	.378	12-36	.333	13-17	.765	51	1.5	28-0	87	2.5	23	15	1	6	323
Humphrey, Lee	136-88	372-807	.461	288-649	.444	46-73	.630	184	1.4	149-1	1080	7.9	176	131	0	73	3367
Ingram, Cornelius	19-0	10-23	.435	3-11	.273	3-7	.429	10	0.5	15-0	26	1.4	9	9	0	3	108
Jackson, George	21-5	53-103	.515	-	-	11-25	.440	37	1.8	38-0	117	5.6	22	38	1	17	337
Jackson, Willie	21-5	22-63	.349	5-18	.278	11-20	.550	45	2.1	34-1	60	2.9	20	31	1	21	333
Jaycox, Ted	37	47-159	.296	-	-	40-59	.678	21	1.1	49-0	124	3.4	-	-	-	-	-
Jenkins, Wyndell	22-0	11-25	.440	1-3	.333	12-15	.800	8	0.4	10-0	35	1.6	9	11	2	6	108
Johnston, Edgar	17	14-40	.350	-	-	13-23	.565	1	1.0	17-0	41	2.4	-	-	-	-	-

## CAREER STATISTICS

	G-GS	FG-FGA	FG%	3PT-ATT	3PT%	FT-FTA	FT%	REB	AVG	PF-DQ	TP	AVG	A	TO	BS	ST	MIN
Jones, Melvin	35-5	75-138	.543	0-0	-	37-58	.638	121	3.5	30-0	187	5.3	18	20	4	20	467
Kadji, Kenny	42-1	65-136	.445	0-1	.000	26-51	.510	99	2.3	56-0	156	3.7	4	33	27	7	-
Keller, Gary	76	416-877	.474	-	-	272-452	.602	855	11.3	239-2*	1104	14.5	-	-	-	-	-
Kelley, Hal	12	12-23	.522	-	-	3-4	.750	10	0.8	14-0	27	2.3	3	-	-	-	-
Kelly, Jeff	2-0	0-2	.000	-	-	2-2	1.000	2	1.0	1-0	2	1.0	0	0	0	0	5
Kerr, Mike	34-5	47-89	.528	0-5	.000	12-43	.279	89	2.6	53-1	106	3.1	2	21	9	10	358
King, Dave	4-0	5-10	.500	-	-	0-2	.000	4	1.0	5-0	10	2.5	0	1	0	1	24
King, Ronnie	36-1	17-35	.486	0-4	.000	17-27	.630	30	0.8	17-0	51	1.4	5	7	1	8	162
Kinney, Erron	6-0	6-8	.750	0-0	-	3-4	.750	8	1.3	4-0	15	2.5	2	3	1	3	34
Kliewer, David	12-0	2-7	.286	0-2	-	0-0	-	5	0.4	2-0	4	0.3	5	0	0	1	39
Koss, Bill	48	54-126	.429	-	-	25-47	.532	112	2.3	60-1*	133	2.8	-	-	-	-	-
Koulechov, Egor	34-34	161-390	.435	70-177	.395	76-88	.864	218	6.4	74-0	468	13.8	40	44	4	21	1040
Kuisma, Martti	113-16	187-460	.407	76-221	.344	58-94	.617	244	2.2	207-6	508	4.5	43	110	19	32	1619
Kurtz, Jacob	83-7	73-120	.608	1-3	.333	41-63	.651	167	2.0	66-0	188	2.3	41	44	2	31	878
Lalich, Todd	7	17-55	.309	-	-	11-18	.611	29	4.1	17-0	45	6.4	14	-	-	-	-
Lawrence, Joe	126-88	449-951	.472	64-127	.504	109-138	.790	326	2.6	183-0	911	7.2	236	100	3	53	3010
Lawrence, Pat	126-44	217-483	.449	55-126	.437	74-95	.779	313	2.5	145-1	563	4.5	141	93	6	70	1985
Leach, Bill	24	20-67	.299	-	-	17-29	.586	65	2.7	28-3	57	2.4	-	-	-	-	-
Leath, Randall	111-38	190-326	.583	-	-	103-165	.624	351	3.2	246-11	483	4.4	39	82	43	24	1716
Leatherwood, Mike	52	106-276	.384	-	-	58-87	.667	113	2.2	88-3	458	8.8	218	-	-	-	-
Lederman, Mike	100	400-815	.491	-	-	141-173	.815	170	1.7	230-11	941	9.4	250	202*	* 60*	-	1577*
Lee, Antrone	26-0	4-17	.235	2-11	.182	0-0	-	13	0.5	17-0	10	0.4	8	6	5	8	131
Lee, David	127-95	543-935	.581	0-6	.000	350-514	.681	869	6.8	281-5	1,436	11.3	251	263	109	113	3,171
Lee, James	13-0	2-12	.167	1-4	.250	3-9	.333	6	0.5	2-0	8	0.6	1	1	2	3	42
Leon, Francisco	22-2	19-43	.412	-	-	10-11	.909	61	2.8	43-2	48	2.2	13	13	2	2	230
Leon, Justin	70-47	164-359	.457	74-190	.389	46-69	.667	252	3.6	134-1	448	6.4	28	49	10	27	1311
Lett, Clifford	130-37	257-529	.486	53-150	.353	200-300	.667	200	1.5	201-3	767	5.9	227	150	9	103	2418
Lindsay, Bob	35	37-84	.440	-	-	29-40	.725	49	1.4	39-0	103	2.9	30	34*	* 1*	-	267*
Lukco, Ed	68	173-394	.439	-	-	71-98	.724	189	2.8	123-5	417	6.1	69	-	-	-	-
Luyk, Cliff	66	364-848	.429	-	-	271-417	.650	806	12.2	214-14	994	15.1	-	-	-	-	-
Lyons, Nino	5-0	3-3	1.000	-	-	2-3	.667	0	0.0	2-0	8	1.6	2	3	0	1	15
Macklin, Vernon	71-69	347-579	.599	0-0	-	93-182	.520	387	5.5	145-1	787	11.1	56	109	55	33	1764
Maddox, Damen	87-46	147-269	.546	0-0	-	63-149	.423	287	3.3	192-8	357	4.1	17	99	72	20	1056
Mahoney, Ed	26	27-86	.314	-	-	33-54	.611	42	1.6	26-*	87	3.3	-	-	-	-	-
Manee, Harry	4	2-11	.181	-	-	2-7	.286	4	1.0	3-0	6	1.5	-	-	-	-	-
Markham, Tim	2-0	1-1	1.000	-	-	0-0	-	1	0.5	1-0	2	1.0	0	0	0	0	5
Matthews, Tony	19-6	12-20	.600	-	-	13-18	.722	13	0.7	24-1	37	2.2	26	28	1	9	182
Maxwell, Vernon#	63-47	425-932	.456	-	-	196-282	.695	219	3.5	148-2	1046	16.6	121	138	15	76	1894
McClanahan, Kyle	33-0	5-11	.455	1-4	.250	7-12	.583	11	0.3	7-0	18	0.5	4	7	1	4	117
McClary, Kenny	102-52	162-339	.478	0-0	-	60-130	.462	360	3.5	256-15	384	3.7	70	102	43	53	1577
McCraney, Ken	55-1	47-93	.505	-	-	31-51	.608	50	0.9	76-0	118	2.2	16	45	2	12	396
McDaniel, Maurice	26-19	95-199	.477	-	-	48-63	.762	123	4.7	76-4	204	10.7	17	44	24	20	645
McDowell, Eugene	117-116	642-1075	.597	-	-	281-506	.555	1063	9.1	260-7	1565	13.4	225	242	148	85	4100
McElroy, Gary	76	232-582	.399	-	-	125-197	.635	441	5.8	270-21*	589	7.8	32	-	-	-	-
McFarland, Mike	31-2	15-49	.306	9-33	.273	4-6	.667	23	0.7	17-0	43	1.4	15	19	0	7	208
McGinnis, Mike	30	60-141	.426	-	-	26-35	.743	87	2.9	39-0	146	4.9	39	-	-	-	-
McKinnon, Kelly	30-1	23-68	.338	8-24	.333	13-16	.813	14	0.5	23-0	67	2.2	11	17	0	1	207
Meeks, Malcolm	8-0	6-17	.353	-	-	0-1	.000	6	0.8	5-0	12	1.5	0	5	-	-	-
Meigs, Joe	13	4-10	.400	-	-	2-6	.333	12	0.9	10-0	10	0.8	-	-	-	-	-
Merchant, Lou	67	333-833	.400	-	-	112-150	.747	210	3.1	124-3	779	11.6	-	-	-	-	-
Metzger, Joe	31	48-110	.436	-	-	23-39	.590	104	3.4	45-1	119	2.9	-	-	-	-	-
Meyers, Vachon	23	21-75	.280	-	-	9-15	.600	6	3.0	22-0	51	2.2	-	-	-	-	-
Mickens, Tony	53-9	43-142	.303	12-45	.267	17-35	.486	93	1.8	44-0	115	2.2	45	33	4	21	477
Miller, Dave	75	332-843	.394	-	-	149-221	.674	363	4.8	209-9*	813	10.8	52	-	-	-	-
Miller, Jeff	39	66-188	.351	-	-	19-35	.543	91	2.3	43-1	151	3.9	56	-	-	-	-
Miller, Julian	22	111-337	.329	-	-	94-124	.758	-	-	54	316	14.4	-	-	-	-	-
Miller, Mike	65-56	290-601	.483	78-226	.345	204-284	.718	389	6.0	112-1	862	13.3	149	140	22	81	1735
Miller, Tony	71	531-1212	.438	-	-	320-426	.751	230	3.2	197-4	1382	19.5	120	39*	-	-	-
Milligan, Mike	56-47	188-435	.432	-	-	91-149	.611	233	4.2	186-11	465	8.3	143	188	18	76	1710
Mitchell, Jonathan	65-1	61-129	.473	15-40	.375	13-23	.565	99	1.5	41-0	150	2.3	32	33	11	22	585
Mitchell, Thomas	4	2-3	.667	-	-	0-0	-	0	0.0	0-0	4	1.0	-	-	-	-	-
Montgomery, Ronnie	130-56	164-394	.416	20-56	.357	152-201	.756	293	2.3	157-1	500	3.8	503	198	19	138	2816
Moody, Bill	23	68-167	.407	-	-	18-29	.621	98	4.3	47-2	154	6.7	51	35*	-	-	-
Moore, Bruce	11	1-8	.125	-	-	4-8	.500	3	0.3	7-0	6	0.5	-	-	-	-	-
Moore, Jerry	52	106-238	.445	-	-	40-57	.702	123	2.4	83-1	252	4.9	77	54*	-	22	669*
Morrison, Carlos	48	156-343	.455	-	-	74-93	.796	273	5.7	96-2	384	8.0	-	-	-	-	-
Morten, Paul	73	172-439	.392	-	-	148-207	.715	312	4.3	204-*	492	6.7	-	-	-	-	-
Moses, Mike	55-54	149-372	.401	-	-	124-180	.689	94	1.7	130-3	422	7.7	218	209	4	79	1751
Mosny, Paul	59	118-392	.301	-	-	88-127	.693	134	2.3	174-10	324	5.5	-	-	-	-	-
Moss, Adrian	123-24	179-360	.497	8-33	.242	96-153	.627	348	2.8	253-9	462	3.7	58	100	53	35	1682
Moten, Andrew	125-124	711-1572	.452	61-137	.445	447-605	.739	451	3.6	342-21	1930	15.4	411	273	6	165	3930
Murphy, Alex	26-4	46-102	.451	7-37	.189	28-48	.583	50	1.9	39-1	127	4.9	6	22	7	9	350
Murphy, Erik	136-67	397-773	.514	143-329	.435	115-152	.757	507	3.7	297-4	1052	7.7	95	139	85	58	2488
Nelson, Brett	129-77	477-1197	.398	274-689	.398	189-229	.825	262	2.0	289-3	1417	11.0	195	153	36	198	3302
Nichols, Bob	7	1-9	.111	-	-	6-8	.750	5	0.7	6-0	8	1.1	-	-	-	-	-
Nims, Bob	63	173-612	.283	-	-	145-206	.704	287	4.6	183-8	491	7.8	-	-	-	-	-
Nnaji, Obiora	56-6	71-139	.511	0-1	.000	50-74	.676	169	3.0	124-5	192	3.4	8	52	39	12	632
Noah, Joakim	108-78	408-667	.612	1-2	.500	310-453	.684	678	6.3	217-6	1124	10.4	184	191	183	95	2279
Nunez, Eddie	13-0	0-3	.000	0-1	.000	2-4	.500	11	0.8	8-0	2	0.2	6	3	1	4	51

## CAREER STATISTICS

	G-GS	FG-FGA	FG%	3PT-ATT	3PT%	FT-FTA	FT%	REB	AVG	PF-DQ	TP	AVG	A	TO	BS	ST	MIN
O'Connor, Patrick	11-0	0-8	.000	0-4	.000	4-4	1.000	8	0.7	1-0	4	0.4	0	0	0	0	24
Ogbueze, Braxton	23-0	7-22	.318	1-5	.200	4-11	.364	13	0.6	7-0	19	0.8	7	10	0	4	107
Owens, Andy	76	550-1152	.477	-	-	345-426	.810	629	8.3	251-12	1445	19.0	57	-	-	-	-
Palmer, Nabe	48-31	72-167	.431	-	-	44-60	.733	66	1.4	84-3	189	3.9	64	78	6	30	1016
Parker, Major	125-50	199-481	.414	56-176	.318	125-217	.576	323	2.6	240-4	579	4.6	141	206	48	69	2178
Parsons, Chandler	142-81	527-1105	.476	153-454	.339	245-401	.601	859	6.1	282-2	1452	10.2	339	234	42	129	3964
Payne, Shane	9-0	0-5	.000	0-1	.000	0-0	-	1	0.2	0-0	0	0.0	0	0	0	2	11
Peek, Richard	22	68-151	.451	-	-	40-74	.541	165	7.5	46-*	176	8.0	-	-	-	-	-
Pennington, Jeff	10-0	9-25	.360	-	-	18-22	.818	10	1.0	9-0	94	3.6	2	6	0	4	75
Perry, Marty	22-0	8-24	.333	-	-	5-8	.625	7	0.3	20-0	21	1.0	20	21	0	9	148
Peterson, Robert	1	1-3	.333	-	-	0-0	.000	1	1.0	1-0	2	2.0	-	-	-	-	-
Pike, Charlie	56	190-567	.335	-	-	146-215	.679	154	2.8	99-1*	524	9.4	-	-	-	-	-
Pitchford, Walter	13-0	3-11	.273	0-3	.000	0-0	-	4	0.3	5-0	6	0.5	1	1	1	0	22
Poh, Ronnie	23	40-112	.357	-	-	28-46	.609	50	2.1	44-1	108	4.7	-	-	-	-	-
Poole, Stacey	116-104	730-1578	.462	0-15	.000	218-341	.639	688	5.9	301-13	1678	14.5	159	257	77	98	3361
Poore, Ed	48	47-105	.448	-	-	31-58	.534	100	0.8	49-0*	125	1.7	-	-	-	-	-
Porter, Steve	12-0*	4*-14*	.286*	-	-	10*-14*	.714	19*	1.6*	8-0*	18	1.3*	4*	4*	2*	0*	60*
Portillo, Cesar	4-0	4-8	.500	0-0	.000	0-1	.000	3	0.8	3-0	8	2.0	1	1	1	0	19
Powell, Brandon	23-0	11-18	.611	9-14	.643	5-10	.500	9	0.4	7-0	36	1.6	11	4	3	2	93
Powell, Sonny	86	311-948	.328	-	-	487-625	.779	268	3.1	321-25	1109	12.9	-	-	-	-	-
Prather, Casey	127-39	308-541	.569	10-32	.313	161-254	.634	376	3.0	199-4	787	6.2	109	149	46	81	2019
Purvis, Tom	41	171-405	.422	-	-	119-156	.763	243	5.9	139-8	461	11.2	70	-	-	-	-
Puschan, Tom	3	1-3	.333	-	-	1-2	.500	1	0.3	4-0	3	1.0	-	-	-	-	-
Rabhan, Walt	60	114-295	.386	-	-	46-76	.605	237	4.0	94-2	274	4.6	-	-	-	-	-
Ramirez, Mike	2-0	0-1	.000	0-1	.000	0-0	.000	0	0.0	0-0	0	0.0	0	1	0	0	3
Ramos, James	12-10	21-58	.362	1-4	.250	28-37	.757	27	2.3	21-1	71	5.9	27	32	1	14	268
Ramsy, Jeff	74	198-383	.517	-	-	195-262	.744	518	7.0	197-3*	591	8.0	-	-	-	-	-
Ratliffe, Willie	6	1-4	.250	-	-	3-6	.500	7	1.1	6-0	5	0.8	-	-	-	-	-
Reinhart, Joel	37-11	39-81	.481	15-30	.500	21-33	.636	91	2.5	65-2	114	3.1	17	28	5	23	494
Repass, Joe	7-0	4-6	.667	-	-	5-6	.833	4	0.6	3-0	13	1.9	0	5*	-	0	18*
Richard, Chris	141-4	286-428	.668	0-0	-	125-198	.631	445	3.2	307-4	697	4.9	47	138	59	48	2203
Rimmer, Schuyler	46-1	22-50	.440	1-2	.500	17-23	.739	49	1.1	46-0	62	1.3	5	12	9	1	273
Roberson, Anthony	95-74	514-1,158	.444	267-665	.402	210-243	.864	235	2.5	163-2	1505	15.8	246	171	7	90	2732
Roberts, Roy	66	187-530	.353	-	-	114-176	.648	434	6.6	221-22	536	8.1	-	-	-	-	-
Robinson, Devin	105-70	334-742	.450	100-298	.336	167-234	.714	513	4.9	225-8	935	8.9	63	99	63	66	2412
Rogers, Tony	53-7	88-208	.423	-	-	27-46	.587	75	1.4	67-1	203	3.8	54	71	6	16	755
Roher, Dick	5	0-5	.000	-	-	2-4	.500	5	1.0	3-0	2	0.4	-	-	-	-	-
Rollyson, Mike	67	131-324	.404	-	-	113-155	.729	183	2.7	104-2*	375	5.6	24	-	-	-	-
Rome, Roger	12	9-13	.692	-	-	5-12	.417	21	1.8	15-0	23	1.9	1	3*	-	2	48*
Rosario, Mike	67-36	234-529	.442	94-264	.356	93-115	.809	135	2.0	70-0	655	9.8	103	92	3	50	1509
Roseboro, Melvin	21-0	21-52	.407	-	-	14-27	.519	21	1.0	27-0	56	2.7	8	19	1	6	212
Roseboro, Quan	12-1	18-37	.486	-	-	5-6	.833	12	1.0	15-0	41	3.4	14	15	1	3	147
Rowe, Louis	52-6	72-177	.407	12-41	.293	21-30	.700	87	1.7	66-1	177	3.4	42	62	16	27	579
Sadler, Gene	1	0-0	-	-	-	0-0	-	0	0.0	0-0	0	0.0	-	-	-	-	-
Sanchez, Nick	10-0	8-22	.364	2-8	.250	0-1	.000	3	0.3	2-0	18	1.8	4	3	0	4	56
Sanders, Len	47-23*	132*-276*	.478*	-	-	84*-118*	.712*	152*	3.2*	154-12*	348	7.4*	109*	117*	0*	26*	1200*
Saso, Mark	32-3	11-22	.500	-	-	8-10	.800	41	1.3	37-1	30	0.9	3	8	11	3	216
Schintzius, Dwayne	110-110	695-1407	.494	3-19	.158	231-317	.729	829	7.5	339-18	1624	14.8	253	283	272	64	3475
Schintzius, Travis	19-0	12-39	.308	0-6	.000	9-14	.643	28	1.5	19-1	33	1.7	3	13	0	4	146
Schulman, Harold	40	47-134	.351	-	-	20-39	.513	35	1.9	37-0	114	3.8	-	-	-	-	-
Scott, Larry	3	1-1	1.000	-	-	0-0	-	0	0.0	2-0	2	0.7	-	-	-	-	-
Seabury, Tony	5-0	0-1	.000	-	-	2-2	1.000	0	0.0	0-0	2	0.4	0	1	0	0	8
Shannon, Eddie	116-107	390-934	.418	118-377	.313	270-367	.736	333	2.9	320-7	1168	10.1	493	336	12	204	3676
Sheldon, Danny	43-4	38-82	.463	-	-	16-25	.640	33	0.8	35-0	92	2.1	22	13	0	10	345
Shellabarger, Curt	10-0	8-18	.444	-	-	2-8	.250	9	0.9	6-0	18	1.8	7	11	2	2	38
Sherwood, Bob	62	268-657	.408	-	-	173-280	.618	561	9.0	165-2	709	11.4	-	-	-	-	-
Shipman, Ray	68-1	85-181	.469	6-38	.158	47-68	.691	124	1.8	70-0	223	3.3	32	41	4	53	871
Shiver, Bob	68	333-848	.393	-	-	171-229	.747	417	6.1	135-0	842	12.4	-	-	-	-	-
Shy, Gene	104	639-1415	.452	-	-	295-387	.762	715	6.9	305-11	1573	15.1	154	202*	*	37*	2213*
Simpson, Tom	44	128-375	.341	-	-	72-106	.679	153	3.5	104-2	329	7.5	-	-	-	-	-
Sizemore, Ted	1-0	0-0	-	-	-	0-0	-	0	0.0	1-0	0	0.0	0	0	-	-	-
Smith, Charlie	46	62-158	.392	-	-	59-107	.551	98	2.1	81-5	171	3.7	-	-	-	-	-
Smith, Jerry	5-0	3-6	.500	-	-	0-2	.000	2	0.4	1-0	6	1.2	1	0	0	0	6
Smyth, Bob	68-23*	246*-473*	.520*	-	-	158*-247*	.640*	585*	8.6*	173-9*	770	11.9*	105*	135*	10*	33*	1749*
Sommese, Lanny	25	11-31	.355	-	-	11-17	.647	13	0.5	18-0	33	1.3	-	-	-	-	-
Speights, Marreese	69-36	273-431	.633	0-0	-	110-165	.667	376	5.4	120-1	656	9.5	36	79	64	23	1063
Spruel, Kendrick	41-0	54-136	.397	11-35	.314	21-38	.553	69	1.7	19-1	140	3.4	11	27	7	14	370
Stevenson, Andy	7	3-9	.333	-	-	1-2	.500	4	1.8	2-0	7	1.0	-	-	-	-	-
Stewart, Scott	112-53	196-463	.423	119-298	.399	121-146	.829	211	1.9	135-1	632	5.6	266	169	0	125	2206
Stokes, Elam	23	19-77	.247	-	-	32-42	.762	36	1.6	30-0	70	3.0	-	-	-	-	-
Stokes, Rod	1-0	0-1	.000	-	-	0-0	-	0	0.0	0-0	0	0.0	0	0	0	0	1
Stokes, Taylor	47	215-491	.438	-	-	76-109	.697	312	6.6	104-1	506	10.8	-	-	-	-	-
Stokley, Ron	38	67-164	.409	-	-	42-63	.667	87	2.3	36-0	176	4.6	-	-	-	-	-
Stolt, Greg	118-70	432-969	.446	243-578	.420	196-244	.803	510	4.3	264-6	1303	11.0	77	175	93	90	3045
Suthern, Frank	7	10-31	.323	-	-	10-16	.625	22	3.0	6-0	30	4.3	-	-	-	-	-
Strawbridge, Tim	28-26	63-155	.406	-	-	56-86	.651	118	4.2	83-3	180	6.4	42	61	7	31	828
Swanson, Brett	33-0	9-24	.375	4-16	.250	4-4	1.000	7	0.2	7-0	26	0.8	7	7	0	1	90
Tanzler, Hans	100	473	-	-	-	275	-	-	-	-	1221	12.2	-	-	-	-	-
Talbot, Bill	1	0-2	.000	-	-	0-0	-	1	1.0	0-0	0	0.0	-	-	-	-	-



## CAREER STATISTICS

	G-GS	FG-FGA	FG%	3PT-ATT	3PT%	FT-FTA	FT%	REB	AVG	PF-DQ	TP	AVG	A	TO	BS	ST	MIN
Tesher, Howie	2	1-1	1.000	-	-	0-0	-	1	0.5	2-0	2	1.0	-	-	-	-	-
Thompson, Brian	119-75	239-556	.430	3-21	.143	91-151	.603	442	3.7	165-1	572	4.8	129	43	25	28	2122
Thompson, Mark	61	99-204	.485	-	-	53-106	.500	184	3.0	110-6	251	4.1	73	28*	-	8	174*
Timinski, Mark	9-0	1-6	.167	0-4	.000	0-0	-	1	0.1	1-0	2	0.2	3	6	0	1	17
Tishman, Rod	7-0	1-4	.250	0-1	.000	2-2	1.000	1	.04	1-0	4	0.6	4	0	0	0	-
Tomlinson, Dick	72	351-714	.492	-	-	161-220	.732	529	7.3	238-2*	863	12.0	-	-	-	-	-
Touchberry, Burt	71	165-526	.314	-	-	149-214	.696	544	7.7	191-9*	479	6.7	-	-	-	-	-
Tringas, Johnny	60	51-152	.336	-	-	79-135	.585	66	1.1	107-3	181	3.0	-	-	-	-	-
Turner, Tim	73-1	25-59	.424	1-4	.250	11-23	.478	57	0.8	56-0	62	0.8	25	24	9	8	378
Tyler, Garrett	32-0	11-19	.579	3-7	.429	5-7	.714	17	0.5	3-0	321.0	0	5	0	4	63	-
Tym, Bill	2	0-2	.000	-	-	0-0	-	0	0.0	0-0	0	0.0	-	-	-	-	-
Tyus, Alex	142-106	560-1048	.534	6-16	.367	207-317	.635	771	5.5	221-0	1333	9.4	80	164	115	54	3271
Ulmer, Jerry	22-0	7-25	.280	0-0	-	8-13	.615	25	1.3	12-0	22	1.0	1	8	3	2	66
Van Ness, Ken	12	13-29	.448	-	-	7-12	.583	22	1.8	12-0	33	2.8	2	-	-	-	-
Van Noy, Bob	52-25	177-371	.423	-	-	55-84	.655	207	4.0	132-7	409	7.9	52	110	16	28	1197
Vargas, Eloy	9-0	0-10	.000	0-2	.000	5-9	.556	6	0.7	9-0	5	0.6	0	3	3	1	34
Vasquez, Richard	39	30-69	.435	-	-	23-40	.575	49	1.3	67-1	83	2.1	51	-	-	-	-
Victor, Jhonny	5-0	0-1	.000	0-0	-	0-0	-	1	0.2	0-0	0	0.0	1	1	0	0	5
Vinal, Nelson	20	52-135	.385	-	-	17-20	.850	37	1.9	40-2	121	6.1	-	-	-	-	-
Visscher, David	27-0	11-26	.423	-	-	4-8	.500	14	0.5	9-0	26	1.0	12	13	0	11	159
Waddell, Gary	72	227-490	.463	-	-	119-155	.768	330	4.6	149-3	573	8.0	39	15*	-	-	-
Walk, Neal	77	572-1182	.484	-	-	456-619	.737	1181	15.3	247-16	1600	22.2	67	-	-	-	-
Walker, Chris	49-6	80-146	.548	0-3	.000	19-51	.373	132	2.7	82-0	179	3.7	3	34	44	12	540
Walker, DeVon	85-11	42-160	.263	22-89	.247	39-63	.619	102	1.2	65-0	145	1.7	27	32	23	20	787
Walker, Erving	144-113	527-1345	.392	285-755	.377	438-550	.796	381	2.6	241-1	1777	12.3	547	302	1	159	4358
Walsh, Matt	92-90	406-894	.454	192-483	.398	297-373	.796	410	4.5	202-1	1301	14.1	272	259	27	125	2828
Watts, Chip	18-0	6-12	.500	-	-	0-2	.000	13	0.8	13-0	12	0.7	1	7	0	3	65
Weaks, Kenyan	115-65	459-923	.497	198-464	.427	118-150	.787	376	3.3	232-3	1234	10.7	170	207	47	163	2552
Weisenberg, Michael	5-0	2-5	.400	0-0	-	1-2	.500	2	0.4	0-0	5	1.0	0	0	0	0	9
Weller, Richard	42	68-250	.272	-	-	44-74	.595	64	3.4	108-4	179	4.3	-	-	-	-	-
Welsch, Boyd	64	192-406	.473	-	-	95-126	.754	204	3.2	123-5*	479	7.5	90	-	-	-	-
Werner, Dan	139-88	318-795	.400	124-407	.305	121-160	.756	594	4.3	311-7	873	6.3	268	193	37	136	3293
Wetherington, Red	42	191-565	.338	-	-	112-167	.671	279	6.6	116-7	494	11.8	-	-	-	-	-
White, Dean	2-0	1-3	.333	-	-	1-3	.333	0	0.0	1-0	3	1.5	0	0	-	-	-
Wilbekin, Scottie	143-64	320-769	.416	138-367	.376	175-246	.711	294	2.1	214-2	953	6.7	419	182	5	167	3467
Williams, Chip	76	518-1003	.516	-	-	210-290	.724	775	10.2	257-14	1246	16.4	124	150*	-	25	1186*
Williams, Dan	113-32	146-347	.421	79-191	.414	71-98	.724	185	1.6	125-4	442	3.9	154	117	5	67	2033
Williams, Greg	125-76	298-783	.381	118-364	.324	241-348	.693	252	2.0	254-3	955	7.6	423	276	29	121	3158
Williams, Jason	20-17	112-254	.441	54-134	.403	63-75	.840	59	3.0	30-0	341	17.1	134	87	4	53	635
Williams, LeRon	58-24	157-302	.520	2-9	.222	44-74	.595	198	3.4	127-5	360	6.2	12	55	43	16	852
Williams, Rodney	41-9	39-96	.406	-	-	22-31	.710	77	1.9	85-3	100	2.4	17	44	5	15	541
Williams, Ronnie	110-109	770-1317	.585	-	-	546-785	.696	954	8.7	372-19	2086	19.0	158	335	89	101	3935
Williams, Steve	74	241-586	.411	-	-	113-172	.657	382	5.2	174-4	595	8.0	248	94*	-	17	536*
Williams, Tony	1-0	0-0	-	0-0	-	0-0	-	0	0.0	0-0	0	0.0	0	1	0	0	2
Williams, Wayne	21	15-34	.441	-	-	4-11	.364	37	1.8	14-0	34	1.6	-	-	-	-	-
Winkler, Harry	59	105-265	.396	-	-	52-74	.703	97	1.6	68-1*	262	4.4	3	-	-	-	-
Wright, Brent	112-82	318-671	.474	62-151	.411	289-406	.712	577	5.2	317-13	987	8.8	168	245	45	125	2667
Wright, Gainus	6-0	0-3	.000	-	-	0-1	.000	1	0.2	3-0	0	0.0	0	0	0	0	12
Yeguate, Will	127-59	189-383	.493	5-25	.200	132-238	.555	626	4.9	232-1	515	4.1	110	124	28	117	2347
Young, Patric	150-107	536-929	.577	0-0	-	235-413	.569	849	5.7	358-8	1307	8.7	115	187	160	98	3644
Young, Tyrone	9-2	18-43	.419	-	-	16-29	.552	24	2.7	28-1	52	5.8	3	21	3	8	148
Zehner, Todd	5-0	1-2	.500	0-0	-	0-0	-	2	0.4	1-0	2	0.4	0	1	0	0	8
Zinn, Jim	63	215-625	.344	-	-	170-250	.680	826	12.7	205-5*	600	9.2	-	-	-	-	-

\* - Complete data not available; # - Recognized NCAA statistics; % - Total Florida statistics; Disqualifications since 1950-51; Rebounds since 1950-51; Assists since 1967-68; Turnovers since 1972-73; Steals since 1973-74; Minutes since 1973-74; Blocked shots since 1975-76

# USUAL STARTING LINEUPS

## 1964-65

### 18-7, 11-5 SEC

F – Paul Morton, 4.5 ppg, 3.6 rpg  
 F – Dick Tomlinson, 12.9 ppg, 7.1 rpg  
 C – Gary Keller, 12.5 ppg, 9.9 rpg  
 G – Brooks Henderson, 14.0 ppg, 4.5 rpg (Capt.)  
 G – Tom Baxley, 8.0 ppg, 2.1 rpg  
 Top Subs: Jeff Ramsey, 9.9 ppg, 7.8 rpg  
 Bob Hoffmann, 4.2 ppg, 3.5 rpg  
 Skip Highley, 3.8 ppg, 1.4 rpg

## 1965-66

### 16-10, 9-7 SEC

F – Gary Keller, 15.9 ppg, 12.5 rpg  
 F – David Miller, 8.8 ppg, 4.6 rpg  
 C – Jeff Ramsey, 8.7 ppg, 7.2 rpg  
 G – Skip Highley, 7.3 ppg, 3.9 rpg  
 G – Paul Morton, 9.0 ppg, 4.0 rpg (Capt.)  
 Top Subs: Harry Winkler, 8.3 ppg, 2.3 rpg  
 Gary McElroy, 6.1 ppg, 5.9 rpg

## 1966-67

### 21-4, 14-4 SEC

F – Gary Keller, 15.1 ppg, 11.3 rpg  
 F – Gary McElroy, 8.4 ppg, 5.3 rpg  
 C – Neal Walk, 11.5 ppg, 8.2 rpg  
 G – Skip Highley, 11.5 ppg, 3.3 rpg (Capt.)  
 G – David Miller, 13.8 ppg, 4.8 rpg  
 Top Subs: Jeff Ramsey, 5.3 ppg, 5.7 rpg  
 Boyd Welsch, 5.3 ppg, 3.1 rpg  
 Mike Rollyson, 3.8 ppg, 1.6 rpg

## 1967-68

### 15-10, 11-7 SEC

F – Andy Owens, 14.2 ppg, 7.1 rpg  
 F – Mike Rollyson, 8.1 ppg, 4.2 rpg  
 C – Neal Walk, 26.5 ppg, 19.8 rpg  
 C – Mike Leatherwood, 5.2 ppg, 2.4 rpg  
 G – David Miller, 9.8 ppg, 4.9 rpg (Capt.)  
 Top Sub: Gary McElroy, 8.8 ppg, 6.2 rpg

## 1968-69

### 18-9, 12-6 SEC

F – Andy Owens, 15.8 ppg, 8.5 rpg  
 F – Boyd Welsch, 12.6 ppg, 4.6 rpg  
 C – Neal Walk, 24.0 ppg, 17.8 rpg (Capt.)  
 G – Ed Lukco, 9.7 ppg, 4.0 rpg  
 G – Mike Leatherwood, 5.2 ppg, 2.0 rpg  
 Top Sub: Mike McGinnis, 6.5 ppg, 3.4 rpg

## 1969-70

### 9-17, 6-12 SEC

F – Dan Boe, 6.4 ppg, 7.1 rpg  
 F – Andy Owens, 27.0 ppg, 9.1 rpg (Capt.)  
 C – Earl Findley, 9.4 ppg, 6.4 rpg  
 G – Jerry Hoover, 9.2 ppg, 2.6 rpg  
 G – Ed Lukco, 5.1 ppg, 2.5 rpg  
 Top Subs: Jeff Miller, 5.4 ppg, 3.0 rpg  
 Cliff Cox, 6.3 ppg, 4.8 rpg

## 1970-71

### 11-15, 8-10 SEC

F – Tom Purvis, 13.8 ppg, 7.5 rpg  
 F – Gary Waddell, 9.8 ppg, 6.2 rpg  
 C – Earl Findley, 13.2 ppg, 9.5 rpg (Capt.)  
 G – Jerry Hoover, 4.8 ppg, 3.7 rpg  
 G – Tony Miller, 16.4 ppg, 2.6 rpg  
 Top Subs: Robert Agee, 3.3 ppg, 1.7 rpg  
 Dan Boe, 3.5 ppg, 2.3 rpg  
 Cliff Cox, 4.8 ppg, 3.7 rpg

## 1971-72

### 10-15, 4-14 SEC

F – Dan Boe, 8.9 ppg, 10.2 rpg  
 F – Steve Williams, 12.8 ppg, 6.4 rpg  
 C – Gary Waddell, 9.5 ppg, 5.9 rpg  
 G – Jerry Hoover, 19.7 ppg, 2.6 rpg (Capt.)  
 G – Tony Miller, 26.7 ppg, 4.5 rpg  
 Top Subs: Doug Brown, 5.9 ppg, 6.9 rpg  
 Tim Fletcher, 7.3 ppg, 2.6 rpg  
 Mark Thompson, 5.4 ppg, 3.6 rpg

## 1972-73

### 11-5, 7-11 SEC

F – Gene Shy, 10.8 ppg, 6.4 rpg  
 F – Bob Smyth, 7.3 ppg, 7.1 rpg  
 C – Chip Williams, 16.5 ppg, 12.1 rpg  
 G – Tony Miller, 17.2 ppg, 3.0 rpg (Capt.)  
 G – Steve Williams, 3.2 ppg, 3.0 rpg  
 Top Subs: Mike Lederman, 5.6 ppg, 1.0 rpg  
 Bill Moody, 6.7 ppg, 4.3 rpg  
 Gary Waddell, 4.7 ppg, 1.8 rpg

## 1973-74

### 15-11, 9-9 SEC

F – Gene Shy, 17.8 ppg, 8.4 rpg  
 F – Steve Williams, 8.0 ppg, 5.9 rpg (Capt.)  
 C – Chip Williams, 20.6 ppg, 11.1 rpg  
 G – Bruno Caldwell, 10.9 ppg, 2.5 rpg  
 G – Mike Lederman, 7.4 ppg, 1.4 rpg  
 Top Subs: Don Bostic, 3.2 ppg, 1.1 rpg  
 Don Close, 3.6 ppg, 3.0 rpg  
 Tim Fletcher, 2.9 ppg, 1.0 rpg (Capt.)  
 Mark Thompson, 3.8 ppg, 2.2 rpg (Capt.)

## 1974-75

### 12-16, 8-10 SEC

F – Jerry Moore, 6.6 ppg, 3.2 rpg  
 F – Gene Shy, 15.8 ppg, 7.3 rpg  
 C – Chip Williams, 12.9 ppg, 7.8 rpg (Capt.)  
 G – Don Bostic, 5.0 ppg, 2.1 rpg  
 G – Bruno Caldwell, 13.6 ppg, 3.6 rpg  
 Top Subs: Al Bonner, 4.9 ppg, 3.6 rpg  
 Larry Brewster, 5.9 ppg, 3.3 rpg  
 Mike Lederman, 11.5 ppg, 1.9 rpg

## 1975-76

### 12-14, 7-11 SEC

F – Malcolm Cesare, 8.3 ppg, 5.5 rpg  
 F – Gene Shy, 16.0 ppg, 5.4 rpg (Capt.)  
 C – Bob Smyth, 13.3 ppg, 12.7 rpg  
 G – Mike Lederman, 12.6 ppg, 2.4 rpg (Capt.)  
 G – Len Sanders, 6.4 ppg, 2.7 rpg  
 Top Subs: Al Bonner, 11.9 ppg, 7.1 rpg  
 Don Bostic, 4.2 ppg, 0.9 rpg  
 Larry Brewster, 4.5 ppg, 2.2 rpg

## 1976-77

### 17-9, 10-8 SEC

F – Malcolm Cesare, 9.1 ppg, 4.7 rpg  
 F – Bob Smyth, 15.1 ppg, 9.1 rpg (Capt.)  
 C – Larry Brewster, 7.1 ppg, 4.4 rpg  
 G – Richard Gasper, 11.9 ppg, 2.1 rpg  
 G – Len Sanders, 8.3 ppg, 3.7 rpg (Capt.)  
 Top Subs: Al Bonner, 15.0 ppg, 5.5 rpg  
 Don Bostic, 5.3 ppg, 1.2 rpg (Capt.)  
 Ric Clarson, 5.3 ppg, 1.9 rpg

## 1977-78

### 15-12, 8-10 SEC

F – Malcolm Cesare, 11.7 ppg, 6.7 rpg  
 F – Reggie Hannah, 12.6 ppg, 9.2 rpg  
 C – Larry Brewster, 11.1 ppg, 4.6 rpg (Capt.)  
 G – Ric Clarson, 7.0 ppg, 2.6 rpg  
 G – Richard Gasper, 12.9 ppg, 3.1 rpg (Capt.)  
 Top Subs: Al Bonner, 12.4 ppg, 4.6 rpg (Capt.)  
 Bob Van Noy, 5.4 ppg, 2.9 rpg

## 1978-79

### 8-19, 3-15 SEC

F – Malcolm Cesare, 16.9 ppg, 6.9 rpg (Capt.)  
 F – Maurice McDaniel, 10.7 ppg, 4.7 rpg  
 C – Reggie Hannah, 13.2 ppg, 8.6 rpg  
 G – Ric Clarson, 11.0 ppg, 2.3 rpg (Capt.)  
 G – Mark Giombetti, 6.6 ppg, 2.2 rpg  
 Top Subs: Jerry Bellamy, 4.1 ppg, 3.7 rpg  
 Mike Milligan, 7.1 ppg, 2.9 rpg

## 1979-80

### 7-21, 2-16 SEC

F – Mike Milligan, 10.2 ppg, 3.9 rpg  
 F – Bob Van Noy, 10.3 ppg, 4.9 rpg  
 C – Reggie Hannah, 17.0 ppg, 8.9 rpg  
 G – Jimmy Cotton, 6.9 ppg, 1.9 rpg  
 G – Mark Giombetti, 12.4 ppg, 2.6 rpg  
 Top Sub: Jim Grandholm, 3.6 ppg, 3.0 rpg

## 1980-81

### 12-16, 5-13 SEC

F – Vernon Delancy, 17.8 ppg, 5.0 rpg  
 F – Ronnie Williams, 19.4 ppg, 9.0 rpg  
 C – Tim Strawbridge, 5.1 ppg, 4.0 rpg  
 G – Mike Milligan, 6.4 ppg, 4.2 rpg  
 G – Mike Moses, 9.1 ppg, 2.1 rpg  
 Top Subs: Mark Giombetti, 6.4 ppg, 2.4 rpg (Capt.)  
 Kenny McCraney, 2.6 ppg, 1.1 rpg (Capt.)

## 1981-82

### 5-22, 2-16 SEC

F – Vernon Delancy, 10.3 ppg, 3.0 rpg  
 F – Ronnie Williams, 21.3 ppg, 8.2 rpg  
 C – Eugene McDowell, 9.9 ppg, 8.8 rpg  
 G – Rob Harden, 9.4 ppg, 1.6 rpg  
 G – Mike Moses, 6.1 ppg, 1.3 rpg  
 Top Subs: Tony Rogers, 3.9 ppg, 1.5 rpg  
 Rodney Williams, 2.8 ppg, 2.0 rpg (Capt.)

## 1982-83

### 13-18, 5-13 SEC

F – Vernon Delancy, 12.9 ppg, 2.9 rpg  
 F – Ronnie Williams, 18.6 ppg, 8.8 rpg  
 C – Eugene McDowell, 16.5 ppg, 8.5 rpg  
 G – Charles Griffin, 6.2 ppg, 2.2 rpg  
 G – Nabe Palmer, 5.3 ppg, 2.0 rpg  
 Top Subs: George Jackson, 4.9 ppg, 2.2 rpg  
 Randall Leath, 4.6 ppg, 2.0 rpg

## 1983-84

### 16-13, 11-7 SEC - NIT

F – Vernon Delancy, 8.9 ppg, 3.5 rpg (Capt.)  
 F – Ronnie Williams, 16.6 ppg, 8.7 rpg (Capt.)  
 C – Eugene McDowell, 12.4 ppg, 9.2 rpg  
 G – Darryl Gresham, 11.9 ppg, 2.9 rpg  
 G – Andrew Moten, 11.9 ppg, 3.1 rpg  
 Top Subs: Joe Lawrence, 5.7 ppg, 1.8 rpg  
 Randall Leath, 2.4 ppg, 2.1 rpg

## 1984-85

### 18-12, 9-9 SEC - NIT

F – Joe Lawrence, 4.1 ppg, 2.1 rpg  
 F – Randall Leath, 6.0 ppg, 5.8 rpg  
 C – Eugene McDowell, 14.2 ppg, 9.8 rpg (Capt.)  
 G – Vernon Maxwell, 13.3 ppg, 2.4 rpg  
 G – Andrew Moten, 16.6 ppg, 4.1 rpg  
 Top Subs: Pat Lawrence, 2.5 ppg, 1.6 rpg  
 Ronnie Montgomery, 2.7 ppg, 1.5 rpg  
 Danny Sheldon, 3.0 ppg, 1.0 rpg

## 1985-86

### 19-14, 10-8 SEC - NIT Final Four

F – Joe Lawrence, 10.4 ppg, 3.4 rpg (Capt.)  
 F – Kenny McClary, 5.6 ppg, 5.6 rpg  
 G – Vernon Maxwell, 19.6 ppg, 4.5 rpg  
 G – Ronnie Montgomery, 5.0 ppg, 2.3 rpg  
 G – Andrew Moten, 16.9 ppg, 3.9 rpg (Capt.)  
 Top Subs: Chris Capers, 3.7 ppg, 3.6 rpg  
 Jon Currington, 3.0 ppg, 2.6 rpg  
 Pat Lawrence, 3.5 ppg, 2.7 rpg

## 1986-87

### 21-10, 12-6 SEC - NCAA East Regional Semifinals\*

F – Chris Capers, 8.3 ppg, 4.9 rpg  
 F – Joe Lawrence, 8.3 ppg, 2.9 rpg (Capt.)  
 C – Dwayne Schintzius, 10.9 ppg, 6.1 rpg  
 G – Vernon Maxwell, 21.7 ppg, 3.7 rpg  
 G – Andrew Moten, 16.0 ppg, 3.3 rpg (Capt.)  
 Top Subs: Melven Jones, 6.0 ppg, 3.8 rpg  
 Pat Lawrence, 4.1 ppg, 1.7 rpg  
 Clifford Lett, 3.6 ppg, 1.2 rpg  
 Kenny McClary, 4.7 ppg, 4.9 rpg  
 Ronnie Montgomery, 1.5 ppg, 1.6 rpg

\*NCAA Tournament games vacated by NCAA

## 1987-88

### 22-11, 11-7 SEC - NCAA Second Round\* SEC Champions

F – Livingston Chatman, 12.6 ppg, 6.4 rpg  
 F – Pat Lawrence, 7.2 ppg, 3.7 rpg  
 C – Dwayne Schintzius, 14.4 ppg, 6.5 rpg  
 G – Ronnie Montgomery, 6.0 ppg, 5.6 rpg  
 G – Vernon Maxwell, 20.2 ppg, 4.2 rpg  
 Top Subs: Dwayne Davis, 6.3 ppg, 4.7 rpg  
 Clifford Lett, 4.3 ppg, 1.8 rpg

\*NCAA Tournament games vacated by NCAA

# USUAL STARTING LINEUPS

## 1988-89

### 21-13, 13-5 SEC - NCAA Tournament

F – Livingston Chatman, 16.1 ppg, 6.4 rpg  
 F – Dwayne Davis, 13.3 ppg, 9.4 rpg  
 C – Dwayne Schintzius, 18.0 ppg, 9.7 rpg  
 G – Clifford Lett, 13.1 ppg., 4.2 rpg  
 G – Renaldo Garcia, 8.1 ppg, 1.3 rpg  
 Top Subs: Michael Kerr, 3.1 ppg, 2.6 rpg  
 Brian Hogan, 2.9 ppg, 1.1 rpg  
 Kelly McKinnon, 2.2 ppg, 0.5 rpg

## 1989-90

### 7-21, 3-15 SEC

F – Stacey Poole, 10.0 ppg, 4.3 rpg  
 F – Hosie Grimsley, 5.9 ppg, 3.0 rpg  
 C – Dwayne Davis, 12.3 ppg, 8.5 rpg  
 G – Renaldo Garcia, 11.6 ppg, 2.4 rpg  
 G – Scott Stewart, 5.3 ppg, 1.7 apg  
 Top Subs: B.J. Carter, 5.8 ppg, 2.8 apg  
 Brian Hogan, 3.8 ppg, 0.9 rpg  
 Willie Jackson, 2.9 ppg, 2.1 rpg

## 1990-91

### 11-17, 7-11 SEC

F – Stacey Poole, 13.0 ppg, 5.5 rpg  
 F – Hosie Grimsley, 3.9 ppg, 2.1 rpg or  
 Craig Brown, 8.8 ppg, 3.0 rpg  
 C – Dwayne Davis, 15.1 ppg, 7.4 rpg  
 G – Scott Stewart, 4.0 ppg, 2.2 apg  
 G – Renaldo Garcia, 8.9 ppg, 2.9 apg  
 Top Subs: Brian Hogan, 4.8 ppg, 1.3 rpg  
 Livingston Chatman, 10.7 ppg, 5.6 rpg  
 Louis Rowe, 2.7 ppg, 1.7 rpg  
 B.J. Carter, 2.7 ppg, 1.2 apg

## 1991-92

### 19-14, 9-7 SEC - NIT Final Four

F – Stacey Poole, 17.9, 7.3 rpg  
 F – Hosie Grimsley, 6.0 ppg, 2.6 rpg  
 C – Andrew DeClercq, 8.8 ppg, 6.2 rpg  
 G – Craig Brown, 10.8 ppg, 3.3 rpg  
 G – Dan Cross, 5.6 ppg, 2.0 apg  
 Top Subs: Scott Stewart, 5.8 ppg, 2.5 apg  
 Brian Hogan, 4.7 ppg, 1.0 rpg  
 Louis Rowe, 3.9 ppg, 1.7 rpg  
 Martti Kuisma, 2.7 ppg, 1.7 rpg

## 1992-93

### 16-12, 9-7 SEC - NIT

F – Stacey Poole, 16.4 ppg, 6.4 rpg  
 F – Hosie Grimsley, 5.8 ppg, 2.8 rpg  
 C – Andrew DeClercq, 10.5 ppg, 7.1 rpg  
 G – Craig Brown, 10.9 ppg, 3.2 rpg  
 G – Dan Cross, 5.2 ppg, 1.8 apg  
 Top Subs: Martti Kuisma, 8.2 ppg, 3.4 rpg  
 Scott Stewart, 7.3 ppg, 3.0 apg  
 Jermaine Carlton, 4.7 ppg, 2.0 rpg

## 1993-94

### 29-8, 12-4 SEC - NCAA Final Four

F – Andrew DeClercq, 8.8 ppg, 7.9 rpg  
 F – Brian Thompson, 5.5 ppg, 3.9 rpg  
 C – Dametri Hill, 12.7 ppg, 4.9 rpg  
 G – Craig Brown, 14.8 ppg, 4.9 rpg  
 G – Dan Cross, 15.7 ppg, 3.9 apg  
 Top Subs: Jason Anderson, 7.2 ppg, 3.8 rpg  
 Martti Kuisma, 4.6 ppg, 2.4 rpg  
 Greg Williams, 2.1 ppg, 1.1 apg

## 1994-95

### 17-13, 8-8 SEC - NCAA Tournament

F – Andrew DeClercq, 13.2 ppg, 8.8 rpg  
 F – Brian Thompson, 4.4 ppg, 3.6 rpg  
 C – Dametri Hill, 13.7 ppg, 5.9 rpg  
 G – Dan Cross, 18.0 ppg, 3.5 apg  
 G – Greg Williams, 8.4 ppg, 4.0 apg  
 Top Subs: Jason Anderson, 5.9 ppg, 3.8 rpg  
 LeRon Williams, 2.6 ppg, 2.1 rpg  
 Tony Mickens, 2.4 ppg, 2.0 rpg  
 Dan Williams, 2.2 ppg, 0.7 rpg

## 1995-96

### 12-16, 6-10 SEC

F – Brian Thompson, 7.0 ppg, 6.0 rpg  
 F – LeRon Williams, 10.0 ppg, 4.8 rpg  
 C – Dametri Hill, 17.6 ppg, 7.8 rpg  
 G – Eddie Shannon, 8.6 ppg, 3.7 rpg  
 G – Greg Williams, 10.3 ppg, 5.0 rpg  
 Top Subs: Greg Stolt, 7.1 ppg, 3.1 rpg  
 Dan Williams, 2.5 ppg, 1.3 rpg  
 Kendrick Spruel, 2.0 ppg, 1.0 rpg

## 1996-97

### 13-15, 5-11 SEC

F – Greg Stolt, 13.9 ppg, 6.1 rpg  
 C – Damen Maddox, 5.9 ppg, 3.9 rpg  
 G – Eddie Shannon, 13.2 ppg, 4.2 apg  
 G – Greg Williams, 11.3 ppg, 4.0 apg  
 G – Dan Williams, 5.6 ppg, 2.7 rpg  
 Top Subs: Kenyan Weaks, 9.3 ppg, 2.6 rpg  
 Jason Anderson, 6.6 ppg, 3.4 rpg  
 Kendrick Spruel, 5.6 ppg, 2.8 rpg  
 Joel Reinhart, 3.8 ppg, 3.1 rpg  
 Greg Cristell, 3.8 ppg, 3.2 rpg

## 1997-98

### 14-15, 6-10 SEC - NIT

F – Greg Stolt, 12.0 ppg, 4.6 rpg  
 C – Damen Maddox, 6.1 ppg, 5.4 rpg  
 G – Jason Williams, 17.1 ppg, 6.7 apg  
 G – Eddie Shannon, 11.6 ppg, 4.2 apg  
 G – Kenyan Weaks, 12.7 ppg, 4.8 rpg  
 Top Subs: Brent Wright, 7.4 ppg, 4.3 rpg  
 Major Parker, 5.3 ppg, 2.1 rpg  
 Dan Williams, 4.9 ppg, 1.7 rpg  
 Obiora Nnaji, 3.6 ppg, 3.5 rpg

## 1998-99

### 22-9, 10-6 SEC - NCAA West Regional Semifinals

F – Mike Miller, 12.2 ppg, 5.2 rpg  
 F – Brent Wright, 8.2 ppg, 5.9 rpg  
 C – Udonis Haslem, 10.5 ppg, 5.0 rpg  
 G – Eddie Shannon, 6.7 ppg, 4.8 apg  
 G – Kenyan Weaks, 11.3 ppg, 3.4 rpg  
 Top Subs: Greg Stolt, 11.0 ppg, 3.3 rpg  
 Teddy Dupay, 11.0 ppg, 2.8 apg  
 Major Parker, 5.0 ppg, 3.1 rpg  
 LaDarius Halton, 5.1 ppg, 1.2 rpg

## 1999-2000

### 29-8, 12-4 SEC - NCAA Tournament Finalists

**SEC Champions**  
 F – Mike Miller, 14.1 ppg, 6.6 rpg  
 F – Brent Wright, 8.3 ppg, 4.5 rpg  
 C – Udonis Haslem, 11.8 ppg, 5.1 rpg  
 G – Teddy Dupay, 8.6 ppg, 2.6 apg  
 G – Kenyan Weaks, 10.0 ppg, 2.7 rpg  
 Top Subs: Donnell Harvey, 10.1 ppg, 7.0 rpg  
 Brett Nelson, 8.1 ppg, 3.0 apg  
 Matt Bonner, 4.8 ppg, 3.2 rpg  
 Justin Hamilton, 4.7 ppg, 1.7 rpg

## 2000-01

### 24-7, 12-4 SEC - NCAA Second Round

**SEC Champions**  
 F – Major Parker, 5.1 ppg, 3.4 rpg  
 F – Matt Bonner, 13.3 ppg, 7.7 rpg  
 C – Udonis Haslem, 16.8 ppg, 7.5 rpg  
 G – Brett Nelson, 15.3 ppg, 4.3 apg  
 G – Teddy Dupay, 13.4 ppg, 2.3 rpg  
 Top Subs: Brent Wright, 12.7 ppg, 6.2 rpg  
 Justin Hamilton, 6.6 ppg, 1.8 rpg  
 Orien Greene, 3.4 ppg, 2.4 rpg  
 LaDarius Halton, 3.2 ppg, 1.5 rpg

## 2001-02

### 22-9, 10-6 SEC - NCAA Tournament

**SEC East Champions**  
 F – Matt Bonner, 15.6 ppg, 7.2 rpg  
 F – Orien Greene, 5.2 ppg, 2.8 rpg  
 C – Udonis Haslem, 16.0 ppg, 8.3 rpg  
 G – Brett Nelson, 14.6 ppg, 3.3 apg  
 G – Justin Hamilton, 8.5 ppg, 3.8 apg  
 Top Subs: David Lee, 7.0 ppg, 4.7 rpg  
 James White, 6.1 ppg, 2.9 rpg  
 LaDarius Halton, 4.2 ppg, 1.5 rpg  
 Bonell Colas, 3.6 ppg, 2.4 rpg

## 2002-03

### 25-8, 12-4 SEC - NCAA Second Round

F – Matt Bonner, 15.2 ppg, 6.1 rpg  
 F – Matt Walsh, 12.2 ppg, 4.7 rpg  
 C – David Lee, 11.2 ppg, 6.8 rpg  
 G – Anthony Roberson, 12.3 ppg, 2.8 rpg  
 G – Justin Hamilton, 8.0 ppg, 3.6 apg  
 Top Subs: Brett Nelson, 6.3 ppg, 2.1 apg  
 Bonell Colas, 4.8 ppg, 2.7 rpg  
 Christian Drejer, 3.6 ppg, 2.4 apg  
 Adrian Moss, 2.5 ppg, 1.9 rpg

## 2003-04

### 20-11, 9-7 SEC - NCAA Tournament

F – Matt Walsh, 15.8 ppg, 4.8 rpg  
 F – David Lee, 13.3 ppg, 6.8 rpg  
 C – Adrian Moss, 6.8 ppg, 4.6 rpg  
 G – Anthony Roberson, 17.9 ppg, 3.6 apg  
 G – Lee Humphrey, 3.8 ppg, 1.2 rpg  
 Top Subs: Bonell Colas, 4.9 ppg, 3.1 rpg  
 Chris Richard, 3.8 ppg, 2.6 rpg  
 Mohamed Abukar, 2.7 ppg, 2.1 rpg

## 2004-05

### 24-8, 12-4 SEC - NCAA Tournament Second Round

**SEC Tournament Champions**  
 F – Corey Brewer, 7.5 ppg, 3.4 rpg  
 F – David Lee, 13.6 ppg, 9.0 rpg  
 C – Al Horford, 5.6 ppg, 6.5 rpg  
 G – Matt Walsh, 14.6 ppg, 3.0 apg  
 G – Anthony Roberson, 17.5 ppg, 2.4 apg  
 Top Subs: Lee Humphrey, 4.8 ppg, 1.0 rpg  
 Taurean Green, 3.9 ppg, 2.2 apg  
 Joakim Noah, 3.5 ppg, 2.5 rpg  
 Chris Richard, 3.3 ppg, 2.5 rpg

## 2005-06

### 33-6, 10-6 SEC - NCAA Champions

#### SEC Champions - SEC Tournament Champions

F – Corey Brewer, 12.7 ppg, 4.8 rpg  
 F – Joakim Noah, 14.2 ppg, 7.1 rpg  
 C – Al Horford, 11.3 ppg, 7.6 rpg  
 G – Lee Humphrey, 10.9 ppg, 1.9 apg  
 G – Taurean Green, 13.3 ppg, 4.7 apg  
 Top Subs: Chris Richard, 5.9 ppg, 3.6 rpg  
 Walter Hodge, 3.8 ppg, 1.2 apg  
 Adrian Moss, 3.1 ppg, 2.4 rpg

## 2006-07

### 35-5, 13-3 SEC - NCAA Champions

#### SEC Champions - SEC Tournament Champions

F – Corey Brewer, 13.2 ppg, 4.7 rpg  
 F – Joakim Noah, 12.0 ppg, 8.4 rpg  
 C – Al Horford, 13.2 ppg, 9.5 rpg  
 G – Lee Humphrey, 10.3 ppg, 1.3 apg  
 G – Taurean Green, 13.3 ppg, 3.7 apg  
 Top Subs: Chris Richard, 6.2 ppg, 3.7 rpg  
 Walter Hodge, 5.7 ppg, 1.5 apg  
 Marreese Speights, 4.1 ppg, 2.6 rpg  
 Dan Werner, 1.8 ppg, 1.3 rpg

## 2007-08

### 24-12, 8-8 SEC - NIT Final Four

F – Dan Werner, 9.1 ppg, 6.4 rpg  
 C – Marreese Speights, 14.5 ppg, 8.1 rpg  
 G – Walter Hodge, 10.4 ppg, 2.9 apg  
 G – Nick Calathes, 15.3 ppg, 6.1 apg  
 G – Jai Lucas, 8.5 ppg, 2.3 apg  
 Top Subs: Chandler Parsons, 8.1 ppg, 4.0 rpg  
 Alex Tyus, 4.3 ppg, 2.6 rpg  
 Adam Allen, 4.0 ppg, 0.8 rpg

## 2008-09

### 25-11, 9-7 SEC - NIT

F – Dan Werner, 8.9 ppg, 4.9 rpg  
 F – Chandler Parsons, 9.2 ppg, 5.7 rpg  
 C – Alex Tyus, 12.5 ppg, 6.2 rpg  
 G – Walter Hodge, 8.9 ppg, 2.3 apg  
 G – Nick Calathes, 17.2 ppg, 6.4 apg  
 Top Subs: Erving Walker, 10.1 ppg, 2.3 apg  
 Kenny Kadji, 4.4 ppg, 2.7 rpg  
 Ray Shipman, 3.8 ppg, 2.1 rpg  
 Allan Chaney, 3.0 ppg, 2.1 rpg



# USUAL STARTING LINEUPS

## 2009-10

### 21-13, 9-7 SEC - NCAA Tournament

F – Chandler Parsons, 12.4 ppg, 6.9 rpg  
 F – Alex Tyus, 11.8 ppg, 6.9 rpg  
 C – Vernon Macklin, 10.6 ppg, 5.5 rpg  
 G – Kenny Boynton, 14.0 ppg, 2.7 apg  
 G – Erving Walker, 12.6 ppg, 4.9 apg  
 Top Subs: Dan Werner, 4.6 ppg, 4.1 rpg  
 Erik Murphy, 3.5 ppg, 2.4 rpg  
 Ray Shipman, 2.7 ppg, 1.6 rpg

## 2010-11

### 29-8, 13-3 SEC - NCAA Southeast Regional Final

#### SEC Champions

F – Chandler Parsons, 11.3 ppg, 7.8 rpg  
 F – Alex Tyus, 9.1 ppg, 6.2 rpg  
 C – Vernon Macklin, 11.6 ppg, 5.4 rpg  
 G – Kenny Boynton, 14.2 ppg, 2.6 apg  
 G – Erving Walker, 14.6 ppg, 3.4 apg  
 Top Subs: Erik Murphy, 4.3 ppg, 2.3 rpg  
 Patric Young, 3.4 ppg, 3.8 rpg  
 Scottie Wilbekin, 2.4 ppg, 1.6 apg

## 2011-12

### 26-11, 10-6 SEC - NCAA West Regional Final

F – Erik Murphy, 10.5 ppg, 4.5 rpg  
 C – Patric Young, 10.2 ppg, 6.4 rpg  
 G – Kenny Boynton, 15.9 ppg, 2.7 apg  
 G – Erving Walker, 12.1 ppg, 4.6 apg  
 G – Bradley Beal, 14.8 ppg, 6.7 rpg  
 Top Subs: Mike Rosario, 6.6 ppg, 1.4 rpg  
 Will Yeguete, 4.4 ppg, 6.3 rpg  
 Scottie Wilbekin, 2.6 ppg, 1.6 apg

## 2012-13

### 29-8, 14-4 SEC - NCAA South Regional Final

#### SEC Champions

F – Erik Murphy, 12.2 ppg, 5.5 rpg  
 C – Patric Young, 10.1 ppg, 6.3 rpg  
 G – Kenny Boynton, 12.0 ppg, 3.0 rpg  
 G – Mike Rosario, 12.5 ppg, 2.6 rpg  
 G – Scottie Wilbekin, 9.1 ppg, 5.0 apg  
 Top Subs: Casey Prather, 6.2 ppg, 3.7 rpg  
 Michael Frazier II, 5.6 ppg, 3.1 rpg  
 Will Yeguete, 5.5 ppg, 5.8 rpg

## 2013-14

### 36-3, 18-0 SEC - Final Four

#### SEC Champions, SEC Tournament Champions

F - Will Yeguete, 4.9 ppg, 5.2 rpg  
 F - Casey Prather, 13.8 ppg, 5.0 rpg  
 C - Patric Young, 11.0 ppg, 6.2 rpg  
 G - Scottie Wilbekin, 13.1 ppg, 3.6 apg  
 G - Michael Frazier II, 12.4 ppg, 3.5 rpg  
 Top Subs: Dorian Finney-Smith, 8.7 ppg, 6.7 rpg  
 Kasey Hill, 5.5 ppg, 3.1 apg  
 DeVon Walker, 2.4 ppg, 1.2 rpg

## 2014-15

### 16-17, 8-10 SEC

F - Dorian Finney-Smith, 13.1 ppg, 6.2 rpg  
 C - Jon Horford, 6.5 ppg, 4.8 rpg  
 G - Kasey Hill, 7.2 ppg, 4.5 apg  
 G - Eli Carter, 8.8 ppg, 2.0 rpg  
 G - Michael Frazier II, 12.1 ppg, 4.1 rpg  
 Top Subs: Devin Robinson, 6.4 ppg, 2.8 rpg  
 Alex Murphy, 5.1 ppg, 2.0 rpg  
 Chris Walker, 4.7 ppg, 3.5 rpg

## 2015-16

### 21-15, 9-9 SEC

F - Devin Robinson, 9.0 ppg, 5.6 rpg  
 F - Dorian Finney-Smith, 14.7 ppg, 8.3 rpg  
 C - John Egbunu, 11.5 ppg, 6.5 rpg  
 G - KeVaughn Allen, 11.6 ppg, 2.7 rpg  
 G - Chris Chiozza, 7.2 ppg, 4.3 apg  
 Top Subs: Kasey Hill, 9.1 ppg, 3.3 apg  
 Justin Leon, 5.3 ppg, 3.1 rpg  
 Kevarrius Hayes, 2.8 ppg, 2.6 rpg

## 2016-17

### 27-9, 14-4 SEC - NCAA East Regional Final

F - Devin Robinson, 11.1 ppg, 6.1 rpg  
 F - Justin Leon, 7.4 ppg, 4.0 rpg  
 C - John Egbunu, 7.8 ppg, 6.6 rpg  
 G - Kasey Hill, 9.7 ppg, 4.5 apg  
 G - KeVaughn Allen, 14.0 ppg, 2.4 rpg  
 Top Subs: Canyon Barry, 11.4 ppg, 2.8 rpg  
 Chris Chiozza, 7.2 ppg, 3.8 apg  
 Kevarrius Hayes, 6.2 ppg, 4.4 rpg

## 2017-18

### 21-13, 11-7 SEC - NCAA Second Round

F - Keith Stone, 8.8 ppg, 4.3 rpg  
 C - Kevarrius Hayes, 4.8 ppg, 5.0 rpg  
 G - Egor Koulechov, 13.8 ppg, 6.4 rpg  
 G - KeVaughn Allen, 11.0 ppg, 2.4 rpg  
 G - Chris Chiozza, 11.1 ppg, 6.1 apg  
 Top Subs: Jalen Hudson, 15.5 ppg, 3.9 rpg  
 Mike Okauru, 3.8 ppg, 1.0 rpg  
 Deaundrae Ballard, 3.7 ppg, 1.7 rpg



*Exactech Arena became the first college athletics-specific venue in the nation to have court projection technology permanently installed prior to the 2017-18 season, taking the atmosphere during pregame introductions to a whole new level.*

# ALL-TIME LETTERMEN

*Note: Spring season designations used for letterwinners and managers (e.g., 2018 for 2017-18 season). Hire dates used for assistant coaches, athletic trainers, strength coordinators and video coordinators.*

## A

Aaron, Patrick 1987, 88  
Abukar, Mohamed 2004  
Adams, J.S. 1917  
Adamson, John 1978, 79  
Agee, Robert 1969, 70, 71  
Al-Kaleem, Rashid 2003, 04  
Aldridge, Mike 1979  
Allen, Adam 2008, 11  
**Allen, KeVaughn 2016, 17, 18**  
Anderson, Jason 1993, 94, 95, 97  
Appleby, Ryan 2004  
Armstrong, Greg 1975, 76  
Atkinson, Bill 1946, 47, 48, 49 (C)

## B

Baker, Ira 1930, 31, 32  
Baker, L.F. 1913  
Bales, Buddy 1962, 63 (C)  
**Ballard, Deaundrea 2018**  
Baraks, Brad 1964  
Barbee, Tom 1962, 63 (C)  
Barnes, Ed 1977  
Barry, Canyon 2017  
**Bassett, Dontay 2018**  
Bates, Clayton 1993, 94, 95, 96  
Baxley, Tom 1963, 64, 65  
Beal, Bradley 2012  
Beckwith, Jack 1935, 36  
Beeler, Paul 1913 (C)  
Beeler, R.F. 1913  
Belden, Douglas 1945 (C)  
Bellamy, Jerry 1978, 79, 80  
Benefield, Roger 1956  
Benjamin, Edward 1945, 47  
Benton, Travis 1984  
Berry, Jack 2005, 06, 07  
Bert, Harold 1951  
Billings, Jerry 1951  
Boe, Dan 1970, 71, 72  
Boggan, Mario 2003  
Bonner, Al 1975, 76, 77, 78 (C)  
Bonner, Matt 2000, 01, 02, 03 (C)  
Boone, Donald 1958  
Boozer, Ray 1938  
Bostic, Don 1974, 75, 76, 77 (C)  
Bookers, Max 2002  
Boynton, Kenny 2010, 11, 12, 13  
Bradley, William 1931, 32, 33  
Brendler, Chuck 1957  
Brewer, Corey 2005, 06, 07  
Brewster, Larry 1975, 76, 77, 78 (C)  
Bridges, Lamar 1947  
Briggs, Russell 1951  
Broodus, Cornelius 1986  
Brown, A.E. 1926  
Brown, Brennan 1932, 33 (C)  
Brown, Craig 1991, 92, 93, 94 (C)  
Brown, Douglas 1972  
Brown, Mike 1979  
Bryant, Aaron 1976  
Burgess, John 1953  
Burroughs, Johnny 1935, 36, 37  
Byrd, C.Y. 1920, 21, 22 (C)

## C

Calathes, Nick 2008, 09  
Caldwell, Norman "Bruno" 1974, 75  
Capers, Chris 1986, 87, 88  
Capko, Chris 2003  
Carlton, Doyle 1942, 43 (C)  
Carlton, Jermaine 1993  
Carruthers, Bill 1928  
Carter, B.J. 1990, 91  
Eli Carter, 2015  
Casares, Richard 1952, 53 (C)  
Castineyra, Rollic 1984, 85, 86, 87  
Ceravolo, Darryl 1972  
Cesare, Malcolm 1976, 77, 78, 79 (C)  
Chalker, Henry 1939, 40 (C)  
Chaney, Allan 2009  
Chason, Hubert 1937, 38  
Chatman, Livingston 1988, 89, 91  
Chewning, Vernon 1969  
Chiozza, Chris 2015, 16, 17, 18  
Christian, Floyd 1935, 36, 37 (C)  
Clark, Eddie 1962  
Clarson, Ric 1976, 77, 78, 79 (C)  
Clemons, Ben 1929, 30  
Clemons, W.N. 1931  
Close, Donald 1974, 75  
Cody, Neil 1961, 62  
Coe, Harry 1952, 53  
Cohen, M. 1920, 21  
Colas, Bonell 2001, 02, 03, 04  
Colson, K.D. 1929, 30  
Commander, Frank 1943  
Cooper, F.P. 1918  
Copeland, Ted 1953, 54, 55, 56 (C)  
Corbeau, Andre 1953  
Cornell, Henry 1949, 50  
Corso, John 1979  
Cotton, Jimmy 1978, 79, 80  
Cox, Clifford 1970, 71  
Coxe, C. 1920 (C)  
Coxe, W. 1920  
Coy, John 1977, 78  
Crabtree, Clyde 1928, 29  
Crafton, Reed 1986, 87  
Craig, Phil 1942  
Cristell, Greg 1997, 98  
Cross, Dan 1992, 93, 94, 95 (C)  
Cunkle, Curtis 1951, 52, 53  
Currington, Jon 1986  
Crejciar, Charlie 1937, 38

## D

Davies, C., 1913  
Davis, Adriel 2000, 01  
Davis, Bob 1953  
Davis, Dwayne 1988, 89, 90, 91  
Davis, Tony 1993  
Decker, E. 1926  
DeClercq, Andrew 1992, 93, 94, 95 (C)  
Delancy, Vernon 1981, 82, 83, 84 (C)  
Delgado, Conrad 1946  
Dickens, Hayes 1981  
Donovan, Billy 2014  
Dorsett, Luke 1930, 31  
Doss, Lew 1954, 55  
Drejer, Christian 2003  
Dryden, Frank 1951  
Duncan, F.H. 1922  
Duncan, W.E. 1918  
Dunn, Harry 1967  
Dupay, Teddy 1999, 2000, 01

Duva, Anthony 1971  
Dyrkolbotn, Svein 1992, 93, 94, 95

## E

Eddy, Byron 1923, 24, 25  
Edelson, Steve 1988  
Edminston, William 1945  
Edwards, Lexx 2014, 15, 16  
Edwards, Terry 1992  
Egbunu, John 2016, 17  
Eggleston, John 1953  
Elish, Steve 1940, 41, 42 (C)  
Emmelhainz, Mel 1930, 31, 32 (C)  
Emrick, Bob 1954, 55, 56, 57 (C)  
Enwall, Hayford 1925  
Eppert, Ken 1935, 36, 37  
Etheridge, Franklin 1959

## F

Fahs, J. 1923  
**Fava, Andrew 2018**  
Feazel, Kurt 1968, 69  
Felson, E. 1927  
Felson, Martin 1928  
Findley, Darryl 1991  
Findley, Earl 1970, 71 (C)  
Finney-Smith, Dorian 2014, 15, 16  
Fletcher, Tim 1972, 73, 74 (C)  
Ford, Charles 1943  
Forsyth, Bill 1935, 36  
Fotiou, Nick 1969, 70  
Fox, Newell 1958  
Francis-Ramirez, Brandone 2016  
Frazier II, Michael 2013, 14, 15  
French, C. 1927  
Fricke, Hudson 2008, 09, 10  
Friedman, Stan 1952  
Fritz, Chuck 1977, 78  
Fueyo, Louis 1943  
Futch, R.G. 1913

## G

Gaither, Billy 1936  
**Gak, Gorjok 2017, 18**  
Gangi, Larry 1957  
Garcia, Renaldo 1989, 90, 91  
Gates, Jerry 1964  
Giombetti, Mark 1979, 80, 81  
Glasper, Richard 1977, 78 (C)  
Godwin, William 1949  
Goldstein, E.M. 1924, 25  
Gordon, Ike 1938  
Graham, Billy 1957  
Graham, Dennis 1983  
Graham, Dillon 2013  
Grandholm, Jim 1980  
Gray, H.L. 1922, 23  
Green, T.P. 1921  
Green, Taurean 2005, 06, 07  
Greene, Orien 2001, 2002  
Greiner, Augie 1953, 54, 55, 56  
Gresham, Darryl 1984, 85  
Griffin, Charles 1983, 84  
Griffiths, John 1994, 95, 96, 97  
Grimsley, Hosie 1990, 91, 92, 93 (C)  
Gruetzmacher, Robert 1945  
Gunn, George 1931, 33, 34 (C)  
Gurley, Bill 1988

## H

Hager, Jack 1942, 43, 46  
Haimovitch, Seth 2002, 03, 04  
Hait, Kenneth 1923, 24  
Hall, Brady 1945  
Halton, LaDarius 1999, 01, 02  
Hamilton, Harry 1947, 48, 49, 51  
Hamilton, Justin 2000, 01, 02, 03 (C)  
Hampton, Theo 1952  
Hannah, Reggie 1978, 79, 80  
Harby, Earl 1935  
Harden, Rob 1982  
Harris, R.A. 1916, 18  
Harris, Wade 1983  
Hartsaw, Ken "Pete" 1946 (C)  
Harvey, Donnell 2000  
Haskins, Harold 1945, 49, 51  
Haslem, Udonis 1999, 2000, 01, 02  
Hausenbauer, Eddie 1942  
**Hayes, Kevarrius 2016, 17, 18**  
Hayford, Warren 1915  
Henderson, Brooks 1963, 64, 65 (C)  
Henderson, Gerald 1956, 57, 58  
Henderson, Jeff 1946, 47  
Henderson, W.B. 1914, 15 (C), 18  
Hester, L.F. 1913  
Heuck, C. 1920  
Highley, Mont 1963, 64 (C), 65  
Highley, Skip 1965, 66, 67 (C)  
Hill, Dametri 1993, 94, 95, 96 (C)  
Hill, Kasey 2014, 15, 16, 17  
Hirsch, Earl 1932  
Hitchins, George 1951, 52  
Hoban, Richard 1958, 59 (C)  
Hobbs, Joe 1956, 57, 58 (C)  
Hodge, Walter 2006, 07, 08, 09  
Hodskins, Zach 2015, 16  
Hoffman, Jay 1952  
Hoffmann, Bob 1963, 64, 65, 66 (C)  
Hogan, Brian 1989, 90, 91, 92  
Holland, S.L. 1915  
Hoover, Jerry 1970, 71, 72 (C)  
Horford, Al 2005, 06, 07  
Horford, Jon, 2015  
Horton, Jamaal 1998  
Houston, Scooter 1970, 71  
**Hudson, Jalen 2018**  
Huertas, David 2006  
Hughes, Harold 1938  
Hughes, Jimmy 1932, 33, 34  
Hughes, K.K. 1921  
Humphrey, Lee 2004, 05, 06, 07

## I

Igou, Bob 1925, 26  
Ingram, Cornelius 2005

## J

Jackson, George 1982, 83, 84  
Jackson, Willie 1990, 91  
Jarrett, Jim 1962  
Jaycox, Theodore 1949, 50, 51 (C)  
Jenkins, Wyndell 1988, 89  
Jeremiassen, H. 1920, 21  
Johnson, 1914  
Johnson, Les 1951  
Johnston, Edgar 1950  
Jones, Edgar 1924 (C), 25 (C)  
Jones, John 1957  
Jones, Melven 1986, 87

# ALL-TIME LETTERMEN

Jung, George 1959, 60, 61

## K

Kadji, Kenny 2009, 10  
 Keller, Gary 1965, 66, 67  
 Kelley, Harold 1971  
 Kerr, Michael 1989, 90  
 King, Dave 1984  
 King, Ronnie 1999, 2000, 02  
 Kinney, Erron, 1997  
 Kinsey, H.D. 1934  
 Kiracofe, Joe 1926, 27  
 Kliewer, David 2000, 01  
 Koch, William A. 1939  
 Koss, Bill 1963, 64, 65  
 Koulechov, Egor 2018  
**Krause, Mak 2018**  
 Kuisma, Martti 1991, 92, 93, 94  
 Kurtz, Jacob 2012, 13, 14, 15

## L

Lalich, Todd 1969  
 Land, William 1946  
 Larson, Cody 2012  
 Lawrence, Joe 1984, 85, 86 (C), 87 (C)  
 Lawrence, Pat 1985, 86, 87, 88  
 Leach, Bill 1951, 52  
 Leath, Randall 1982, 83, 84, 85  
 Leatherwood, Michael 1968, 69  
 Lederman, Michael 1973, 74, 75, 76 (C)  
 Lee, Antrone 1996  
 Lee, David 2002, 03, 04, 05  
 Lee, E. O. 1942  
 Lee, James 1990  
 Leibowitz, Richard 1963  
 Leon, Francisco 1985  
 Leon, Justin 2016, 17  
 Lett, Clifford 1986, 87, 88, 89 (C)  
 Letzkus, Joe 1926, 27  
 Lewis, Skip 1969  
 Licker, Ralph 1946  
 Lindsay, Bob 1975, 76  
 Lorenz, Ernest 1971  
 Love, Jack 1935  
 Love, Jimmy 1932, 33, 34  
 Lubel, William 1946  
 Lucas, Jai 2008  
 Lukco, Ed 1969, 70, 71  
 Luyk, Clifford 1960, 61, 62  
 Lyons, Nino 1979

## M

Macklin, Vernon 2010, 11  
 Maddox, Damen, 1995, 96, 97, 98  
 Madison, W.M. 1921 (C)  
 Mahoney, Ed 1965, 66  
 Manchester, Bud 1942  
 Manee, Harry 1951  
 Marshall, Otis 1924  
 Matthews, Tony 1980  
 Maxwell, Vernon 1985, 86, 87, 88  
 Maynard, Jack 1938, 39, 40 (C)  
 McCarty, John 1937  
 McClanahan, Kyle 2009, 10  
 McClary, Kenny 1985, 86, 87, 88  
 McCraney, Ken 1978, 79, 80, 81 (C)  
 McDaniel, Maurice 1979, 80  
 McDowell, Eugene 1982, 83, 84, 85 (C)  
 McElroy, Gary 1966, 67, 68  
 McFarland, Mike 1996, 97, 98

McGinnis, Michael 1968, 69  
 McKinnon, Kelly 1989, 90  
 McLucas, Leonard 1928, 29, 30  
 Meeks, Malcolm 1972  
 Meigs, Joe 1961, 62  
 Merchant, Louis 1959, 61, 62 (C)  
 Merritt, G. 1913  
 Metzger, Joe 1961, 62  
 Meyers, Vachon 1950  
 Mickens, Tony 1994, 95  
 Miller, David 1966, 67, 68 (C)  
 Miller, Dean 1939, 40  
 Miller, Jeff 1970, 71  
 Miller, Julian 1947, 48, 49, 50 (C)  
 Miller, Mike 1999, 2000  
 Miller, N.W. 1922, 23  
 Miller, Tony 1971, 72, 73 (C)  
 Milligan, Mike 1979, 80, 81  
 Millman, Manning 1927  
 Mitchell, Don 1925, 26  
 Mitchell, Jonathan 2007, 08  
 Mitchell, Thomas 1952  
 Montgomery, Ronnie 1985, 86, 87, 88  
 Moon, Paul 1938  
 Moore, Bruce 1964  
 Moore, Eddie 1934  
 Moore, Jerry 1974, 75, 76  
 Morrison, Carlos 1961, 62, 63  
 Morrow, Hubert 1953  
 Morton, Paul 1964, 65, 66 (C)  
 Moses, Mike 1981, 82  
 Mosney, Paul 1959, 60, 61  
 Moss, Adrian 2003, 04, 05, 06  
 Moss, Roland 1921, 22, 23 (C)  
 Moten, Andrew 1984, 85, 86 (C), 87 (C)  
 Murphy, Alex 2015, 16  
 Murphy, Erik 2010, 11, 12, 13

## N

Nagle, Bill 1971  
 Nelson, Brett 2000, 01, 02, 03 (C)  
 Newton, Ark 1923, 26  
 Newton, R.O. 1922  
 Newton, Virgil 1924  
 Nichols, Bob 1956  
 Nims, Bob 1953, 54, 55  
 Nnaji, Obiora 1998, 99  
 Noah, Joakim 2005, 06, 07  
 North, Merle, 1929  
 Norton, Clyde 1923  
 Norton, Pete 1925  
 Nunez, Eddie 1997, 98

## O

O'Berry, W.H. 1916  
 O'Connor, Patrick 1998, 99  
**Okauru, Mike 2018**  
 Ogbueze, Braxton 2013  
 Owens, Andrew 1968, 69, 70 (C)  
 Oxford, James 1937

## P

Pace, Richard "Dick" 1947, 48  
 Palmer, Nabe 1982, 83, 84  
 Parker, Major 1998, 99, 2000 (C), 01 (C)  
 Parsons, Chandler 2008, 09, 10, 11  
 Payne, Shane 2008  
 Peek, Richard 1964  
 Pemberton, William 1943  
 Pennington, Fonia 1937

Perrine, George 1928, 29 (C), 30  
 Perry, Marty 1981  
 Petersen, Robert 1951  
 Pike, Charles 1956, 58, 59 (C)  
 Pitchford, Walter 2012  
 Pittman, R.G. 1931, 32  
 Pittman, R.S. 1933  
 Platt, Harry Jr. 1943  
 Poh, Ronald 1961  
 Poole, Stacey 1990, 91, 92, 93 (C)  
 Poore, Ed 1966, 67  
 Porter, Steve 1977, 78  
 Potter, A.H. 1922  
 Powell, Brandon 2007  
 Powell, Sonny 1952, 53, 54, 55 (C)  
 Prather, Casey 2011, 12, 13, 14  
 Pulliam, L.C. 1913  
 Purvis, Tom 1971  
 Puschak, Tom 1953  
 Pyle, C.E. 1913

## R

Rabhan, Walter 1958, 59, 60  
 Ramos, Jose 1989  
 Ramsdell, W.A. 1914, 15, 16  
 Ramsey, Jeff 1965, 66, 67  
 Ratliffe, Willie 1953  
 Raybon, Al 1938  
 Reen, Pat 1938, 40, 41  
 Reinhart, Joel, 1994, 95, 96, 97  
 Repass, Joseph 1975  
 Richard, Chris 2004, 05, 06, 07  
 Rickett, Robert 1934, 35, 36  
 Rimmer, Schuyler 2016, 17  
 Roberson, Anthony 2003, 04, 05  
 Roberts, Roy 1951, 52, 53 (C)  
 Robinson, Devin 2015, 16, 17  
 Robles, O.S. 1916  
 Rogers, Tony 1982, 83  
 Roher, Dick 1958  
 Rollyson, Mike 1966, 67, 68  
 Rome, Roger 1975  
 Rosario, Mike 2012, 13  
 Roseboro, Quan 1980  
 Roseboro, Melvin 1980  
 Rowe, Louis 1991, 92  
 Ryan, Robert 1943, 46

## S

Sadler, Gene 1962  
 Salzer, Billy 1929  
 Sanders, Len 1976, 77 (C)  
 Sarra, Lamar 1925, 26 (C)  
 Saso, Mark 1985, 86  
 Schintzius, Wayne 1987, 88, 89, 90  
 Schintzius, Travis 1990  
 Schulman, Harold 1950, 51  
 Seay, Erwin 1926  
 Shannon, Eddie 1996, 97, 98, 99 (C)  
 Shearer, Welcome 1933, 34, 35 (C)  
 Sheldon, Danny 1984, 85  
 Shellabarger, Curtis 1974  
 Sherwood, Robert 1958, 59, 60 (C)  
 Shipman, Ray 2009, 10  
 Shiver, Robert 1959, 60, 61 (C)  
 Shy, Eugene 1973, 74, 75, 76 (C)  
 Sikes, J.F. 1914, 16  
 Simpson, Thomas 1959, 60  
 Smathers, George 1934, 35, 36 (C)  
 Smith, Charles 1957

Smith, Harry 1924, 25  
 Smith, Horace 1924  
 Smith, Red 1926, 27 (C)  
 Smyth, Robert 1974, 75, 76, 77 (C)  
 Sommese, Lanny 1963, 64  
 Sparkman, J. 1918  
 Speights, Marreese 2007, 08  
 Spruel, Kendrick 1996, 97  
 Stanley, W.A. 1924, 25  
 Steger, Henry 1943  
 Stevenson, Andy 1952  
 Stewart, Scott 1990, 91, 92, 93 (C)  
 Stobbs, Thomas 1945  
 Stokes, Elam 1951  
 Stokes, Taylor 1962, 63, 65  
 Stokely, Ron 1956, 57  
 Stolt, Greg 1996, 97, 98, 99 (C)  
**Stone, Keith 2017, 18**  
 Strawbridge, Tim 1981  
 Swanson, Brett 2006, 07  
 Swanson, C. 1913  
 Swanson, F.M. 1914  
 Swanson, R.G. 1913  
 Swanson, T.J. 1914 (C) 15, 16

## T

Talbot, Bill 1951  
 Tanzler, Hans 1947, 48, 49, 50 (C)  
 Telepas, George 1958  
 Teshler, Howey 1952  
 Thompson, Brian 1993, 94, 95, 96 (C)  
 Thompson, H.L. 1925, 26  
 Thompson, L.L. 1922, 23, 24  
 Thompson, Mark 1972, 73, 74 (C)  
 Thompson, Norris 1940, 41  
 Timinski, Mark, 1997, 98, 99  
 Tishman, Rod 2010  
 Tomlinson, Dick 1963, 64, 65  
 Touchberry, Burt 1954, 55, 56, 57  
 Tringas, Johnnie 1952, 53, 54  
 Trogdon, George 1927  
 Turner, James 1945  
 Turner, Tim 1990, 91, 92  
 Tyler, Garrett 2005, 06, 07  
 Tyus, Alex 2008, 09, 10, 11

## U

Ulmer, Jeremy 1991, 92

## V

VanCamp, Roy 1914, 15, 16 (C)  
 Van Ness, Kenneth 1972  
 Van Noy, Bob 1978, 80  
 Van Sickle, Dale 1928, 29, 30 (C)  
 Vargas, Eloy 2009  
 Vasquez, Richard 1968, 69  
 Veque, Martin 1927  
 Victor, Jhonny 2016  
 Vinal, Nelson 1951  
 Visscher, David 1983, 84

## W

Waddell, Gary 1971, 72  
 Walk, Neal 1967, 68, 69 (C)  
 Walker, Chris 2014, 15  
 Walker, DeVon 2013, 14, 16  
 Walker, Erving 2009, 10, 11, 12  
 Walker, Ion 1926, 27, 28  
 Walker, Johnny 1989  
 Walker, Troy 1972



# ALL-TIME LETTERMEN

Walsh, Matt 2003, 04, 05  
 Walton, Bud 1939, 40  
 Walton, W.L. 1941  
 Ward, H. 1920  
 Ward, W. 1920, 21  
 Warner, Robert 1933, 34, 35  
 Waters, Dale 1929, 30, 31 (C)  
 Watts, Chip 1981  
 Weaks, Kenyan 1997, 98, 99, 2000 (C)  
 Weisenberg, Michael 2008  
 Welch, William 1945, 48, 49  
 Weller, Richard 1950, 51  
 Welsch, Boyd 1967, 68, 69  
 Werner, Dan 2007, 08, 09, 10  
 Wetherington, Merrill "Red" 1951, 52  
 Wheeler, Rick 1958  
 Whiddon, Clifford 1937  
 Whitaker, Glenn 1924  
 White, James 2002  
 Wilbekin, Scottie 2011, 12, 13, 14  
 Williams, Chip 1973, 74, 75 (C)  
 Williams, Dan 1995, 96, 97, 98  
 Williams, Dennis 1974, 75  
 Williams, Greg 1994, 95, 96, 97  
 Williams, Jason 1998  
 Williams, LeRon 1995, 96  
 Williams, Rodney 1982, 83  
 Williams, Ronnie 1981, 82, 83, 84 (C)  
 Williams, Steve 1972, 73, 74 (C)  
 Williams, Tony 1988  
 Williams, Wayne 1958  
 Winkler, Harry 1966, 67, 68  
 Wood, C.P. 1918  
 Woods, J.P. 1928  
 Woolery, Richard 1945  
 Worley, Lee 1924  
 Wright, Brent 1998, 99, 2000 (C), 2001 (C)

## Y

Yeguete, Will 2011, 12, 13, 14  
 Yinshannis, Frank 1939, 40, 41 (C)  
 Yonge, J.E. 1916  
 Young, Patric 2011, 12, 13, 14  
 Young, Tyrone 1981

## Z

Zdzankukas, Vincent 1939, 40, 41  
 Zinn, James 1956, 57, 58

## All-Time Managers

Adams, Garth (1985-86)  
 Adel, Josh (Head Manager; 2008-12)  
 Ahlberg, Rick (1973-76)  
 Argo, Jennigs (1954)  
 Argo, William Jr. (1955)  
 Ausley, Chas. (Freshman Manager; 1927)  
 Ball, Quentin (1996-2000)  
 Barton, Brian (Head Manager; 1997-2002)  
 Beckworth, Tarvis (1998)  
 Bell, Douglas (Freshman Manager; 1961)  
 Benzion, Kyle (2011)  
 Blinder, Eric (2006)  
 Brendler, Charles (Varsity Manager; 1958)  
 Brendler, Chuck (1959)  
 Boley, Bob (Varsity Manager; 1929-30)  
 Bopp, Jesse (2009)  
 Boynton, William B. (1939-40)  
 Buchert, Mike (1997-2001)  
 Buhmeyer, Gary (Freshman Manager; 1960)  
 Burkhardt, Dan (2010-11)

Byrd, C.Y. "Check" (Varsity Manager; 1921-23)  
 Carter, Evan (2010-11)  
 Carter, Stott (1996-2001); Head Manager (2001)  
 Cody, Neal (1962-63)  
 Cook, Mike (1980-82)  
 Cox, Daniel (1990-91)  
 Crawford, Carl (Varsity Manger; 1960)  
 Crayne, Bob (1977-78)  
 Daigneault, Mark (2011-12)  
 Darby, Tim (2001-04)  
 Datz, Harold Jay (Freshman Manager; 1957)  
 Davis, C.W. Butch (Freshman Manager; 1962)  
 Donovan, Colby (2010-14); Head Manager (2013-14)  
 Draper, Daryl (1992)  
 Edwards, Brian (1993)  
 Essrig, Marvin (Varsity Manager; 1940-42)  
 Farring, Richmond R. (Freshman Manager; 1958)  
 Fava, Andrew (2017)  
 Fitzpatrick, Cody (2016)  
 Fleet, Erwin (1944-47)  
 Foote, Nicholas (1990)  
 Fuller, Tom (Varsity Manager; 1925-27)  
 Fryer, Byrd (Varsity Manager; 1935-36)  
 Galloway, Wayne (1972-73)  
 Gard, Casey (1987)  
 Gatliff, Robert (Varsity Manager; 1964-65)  
 Gilbert, Brandon (2012-14)  
 Gilreath, Kyle (2005-09)  
 Grimberg, Steven (1993-95)  
 Grubar, Bob (1979)  
 Guin, Jeff (1995-97; Head Manager 1997)  
 Gonzalez, Ben (2016-18)  
 Harby, Earl (1935)  
 Hardin, Ryan (1993-94)  
 Havery, Don (Freshman Manager; 1968-69)  
 Herlong, Byron (Varsity Manager; 1933-34)

### Hershberger, Sam (2018)

Hewitt, Bobby (1988)  
 Hyhdn, Sobal (Freshman Manager; 1928)  
**Jackson, Ryan (2018)**  
 Jamerson, LaVern (Varsity Manager; 1955-57)  
 Jensen, David (Freshman Manager; 1951)  
 Johnson, Bruce (Varsity Manager; 1951-53)  
 Jones, Edgar (1923-24, Freshman Manager, 1923)  
 Jones, Kirk (1988)  
 Kalishman, Allen ("B" Team Manager; 1954)  
 Kennedy, W.M. (1913)  
 King, Ryan (2006-09)  
 Klein, Tim (1988-90; Head Manager 1991-95)  
 Klepper, Irving (Freshman Manager; 1936)  
 Koontz, Joey (2006-09)  
 Krause, Mak (2015-17)  
 Kurtz, Jacob (2011)  
 Lewis, Hal Graham (Freshman Manager; 1958)  
 Loggins, George Lester (Varsity Manager; 1970-73)  
 Lolio, Michael (2017)  
 Madison, Bill (1920-21)  
 Marinak, Bob (1987-88)  
 Maultsby, Dan (Freshman Manager; 1935)  
 McCall, Matt (Head Manager; 2002-06)  
 McCarty, Dan (Varsity Manager; 1932-33)  
 McClellan, Broward (Varsity Manager; 1930-31)  
 McCloskey, Ryan (2017-18)  
 McGinnis, Richard Alan (Freshman Manager; 1971-72)  
**McKinley, Caleb (2018)**  
 McLain, James (Varsity Manager; 1949-50)  
 Mervis, Chad (Head Manager; 2012-16)  
 Miller, J.A. (1914)  
 Miller, Mark (1991)  
 Miller, Walter (Freshman Manager; 1955)

Mitchell, Edward (Varsity Manager; 1938-39)  
 Mixon, Mickey (Freshman Manager; 1942)  
 Moats, David (2013-14)  
 Moon, Lee (2003-05)  
 Moreland, Jordan (2013-17)  
 Morris, Brandon (2012)  
 Neal, Cody (Varsity Manager; 1963)  
 Newkirk, Jack (Freshman Manager; 1965-67)  
 Nunez, Eddie (Head Manager; 2000)  
 Nunez, Mike (1996-97)  
 Owens, Marcus (Varsity Manager; 1928-29)  
 Paquiot, Richardson (2015-17)  
 Pent, Vennie (1960-61)  
 Pittman, Wesley (2015-16)  
 Poms, Eric (1985; Head Manager 1987-90)  
 Pozatek, Bob (Head Manager; 1999-2002)  
 Price, Jack (Freshman Manager; 1934)  
 Pugh, John (Freshman Manager; 1963)  
 Pully, Stephen (Freshman Manager; 1956)  
 Rafaniello, John (1985)  
 Reeves, Brian (2002-05)  
 Rion, Bill (Freshman Manager; 1942)  
 Schneider, Al (1943)  
 Seitlin, Jack (Freshman Manager, 1939)  
 Seitz, Justin (2011)  
 Shelby, Saul (Freshman Manager; 1938)  
 Sidney, Richard (Varsity Manager; 1951)  
 Sikes, J. (1915)  
 Siverling, Matt (2003-04)  
 Smith, Jamie (2010)  
 Starkman, Daniel (2012-15; Head Manager 2015)  
 Stein, Mike (1993-96)  
 Thompson, Jack (Varsity Manager; 1927-28)  
 Thompson, William Lewis (Freshman Manager; 1950)  
 Vejraska, Cory (2014-15)  
 Visscher, Jon (1983-85; Head Manager 1985)  
 Waddell, Josh (1995-97)  
**Warren, Jack (2016-18)**  
 Weathers, Scott (1987-88)  
 Webber, Owen (Varsity Manager; 1965-66)  
 Weiner, Mike (2005-08)  
 Weisman, Steve (1949)  
 Willys, Doug (Freshman Manager; 1969-70)  
 Winters, Ryan (2006-07)  
 Wise, Matt (2012-13)  
 Wittenstein, Joe (Varsity Manager; 1937-38)  
 Wolinski, Herbert (Freshman Manger; 1942)  
 Yarnall, William (Varsity Manager; 1931-32)  
 Yon, Peyton (Varsity Manager; 1936-37)  
 Young, Ben (Varsity Manager; 1968-69)  
 Zehner, Todd (1990), Head Manager (1993)  
 Zetrouer, Gary (1996-99; Head Manager 1999)  
 Zhelesnik, Greg (2010)

## Assistant Coaches

**Since 1950**  
 Brown, James (1976-82)  
 Burno, Rashon (2012-15)  
 Buford, R.C. (1993-94)  
 Grant, Anthony (1996-2006)  
 Grubar, Dick (1973-78)  
 Henderson, Brooks (1965-66)  
 Henry, Billy (1970-72)  
 Hughes, Rick (1989-90)  
 Jones, Donnie (1996-2007)  
 Kamla, Elden (1978-80)  
 Lanier, Rob (2007-11)  
 May, Dusty (2015-18)  
 McCahren, Jim (1949-72)  
 McCall, Matt (2011-15)  
 McCraney, Kenny (1982-89)

McCullum, Robert (1990-96)  
**Mincy, Jordan (2015-present)**  
 Moore, Perry (1961-64)  
 Nicholls, Biff (1980-83)  
**Nichols, Darris (2015-present)**  
 Ostrom, Tom (2002-04)  
 Pelpfrey, John (1996-2002, 2011-15)  
**Pinkins, Al (2018-present)**  
 Pitino, Richard (2009-11)  
 Preston, Lewis (2006-08)  
 Roberts, Norm (2011-12)  
 Robinson, Dave (1979-80)  
 Shepherd, Mike (1994-96)  
 Shyatt, Larry (2004-11)  
 Smart, Shaka (2008-09)  
 Speraw, Kirk (1990-93)  
 Stevens, Bobby (1989-90)  
 Stewart, Ron (1990-96)  
 Swander, Bob (1960-61)  
 Towe, Monte (1980-89)  
 Truax, Terry (1973-76)  
 Visscher, Ed (1978-80)  
 Weber, Phil (1984-89)

## Athletic Trainer

**(Since 1950)**  
 Barton, Bobby (1970-71)  
 Cunningham, Jim (1963-65)  
 Golin, Ernie (1969)  
 Greathouse, Brady (1966-67)  
 Griffith, Tony (1973-79)  
 Jackson, Sidney (1961)  
 Koenig, Chris (1992-2004)  
 Lankford, Sam (1950-62)  
 Mackie, Jim (1982-87)  
 Lynn, Ken (1968)  
 Mackie, Jim (1985-87)  
 Schwake, Fred (1972)  
 Sutton, Tony (1988-90)  
 Webster, Keith (1980-81)  
**Werner, Dave (2004-present)**

## Strength & Conditioning

**(Since 1992)**  
 Caldwell, Scott (1992-93)  
 Glass, Rob (1997-99)  
**Greene, Preston (2011-present)**  
 Herring, Matt (2004-11)  
 Mooror, Pat (1994-96)  
 Webster, Scott (2000-04)

## Dir. of Basketball Ops

**(Since 2005)**  
**Blake, Jonathan (2018-present)**  
 Church, Kyle (2015-18)  
 Hertz, Darren (2005-15)

## Asst. to the Head Coach

Blake, Jonathan (2017-18)  
 Daigneault, Mark (2012-14)  
 Schmidt, Billy (2014-15)

## Video/Scouting

**(Since 2001)**  
 Beupre, Adam (2005-11)  
 Blake, Jonathan (2015-17)  
**Douglas, Bryce (2017-present)**  
 Gash, Peter (2014-15)  
 Hertz, Darren (2001-05)  
 Winterbone, Oliver (2011-14)

# ALL-TIME NUMERICAL ROSTER

The following numbers are legal: 0, 00, 1, 2, 3, 4, 5, 10, 11, 12, 13, 14, 15, 20, 21, 22, 23, 24, 25, 30, 31, 32, 33, 34, 35, 40, 41, 42, 43, 44, 45, 50, 51, 52, 53, 54 and 55. Team rosters can include 0 or 00, but not both. From 1958 to 1999 the numbers 1 and 2 were prohibited.

*Note: Spring season designations used (e.g., 2017 for 2016-17 season).*

## 0

Mike Okauru (2018)  
Kasey Hill (2014-17)  
Jacob Kurtz (2012-13)  
Jonathan Mitchell (2008)

## 00

Brent Wright (1998-2001)  
Ronnie Montgomery (1985-88)  
Nino Lyons (1979)  
Richard Glasper (1977-78)

## 1

Chase Johnson (2018)  
Devin Robinson (2017)  
DeVon Walker (2016)  
Eli Carter (2014-15)  
Kenny Boynton (2010-13)  
Eloy Vargas (2009)  
Brett Swanson (2006-07)  
Anthony Roberson (2003-05)  
Orien Greene (2001-02)

## 2

Eric Hester (2017)  
Brandone Francis-Ramirez (2016)  
Corey Brewer (2005-07)  
Mario Boggan (2003)  
James White (2002)  
Ronnie King (2000-01)

## 3

Jalen Hudson (2018)  
Devin Robinson (2015-16)  
Mike Rosario (2012-13)  
Ray Shipman (2009-10)  
Brandon Powell (2007)  
Seth Haimovitch (2002-04)  
Eddie Shannon (1998-99)  
Brian Thompson (1993-96)  
Tim Turner (1991-92)  
Pat Lawrence (1985-88)  
Travis Benton (1984)  
Marty Perry (1981)  
Augie Greiner (1953)  
Sonny Powell (1952)  
George Hitchins (1951)

## 4

Egor Koulechov (2018)  
KeVaughn Allen (2016)  
Patric Young (2011-14)  
Kyle McClanahan (2009)  
Shane Payne (2008)  
Adrian Moss (2003-06)  
Donnell Harvey (2000)  
Mark Timinski (1997-99)  
Antrone Lee (1996)

Craig Brown (1991-94)  
Damon Dragotis (1988)  
Joe Lawrence (1984-87)  
Andre Corbeau (1953)  
Thomas Mitchell (1952)  
Bill Talbot (1951)

## 5

KeVaughn Allen (2017-18)  
Alex Murphy (2015-16)  
Scottie Wilbekin (2011-14)  
Jai Lucas (2008)  
Chris Capko (2003)  
Teddy Dupay (1999-2001)  
Jason Anderson (1993-95, 1997)  
Andrew Moten (1984-87)  
Joe Repass (1974)  
Stan Friedman (1952)  
Dick Weller (1951)

## 10

Dorian Finney-Smith (2014-16)  
Cornelius Ingram (2005)  
Christian Drejer (2004)  
Brett Nelson (2000-03)  
Greg Williams (1994-97)  
Tony Davis (1993)  
B.J. Carter (1990-91)  
Jose Ramos (1989)  
Patrick Aaron (1987-88)  
Ronnie Montgomery (1985)  
Mike Moses (1981-82)  
Quan Roseboro (1980)  
Norm "Bruno" Caldwell (1974-75)  
Mark Thompson (1971)  
Bob Nims (1953)

## 11

Chris Chiozza (2015-18)  
Lexx Edwards (2014)  
Braxton Ogbueze (2013)  
Erving Walker (2009-12)  
Taurean Green (2005-07)  
Christian Drejer (2003)  
Ronnie King (1999)  
Jamaal Horton (1998)  
Dan Williams (1995-98)  
Scott Stewart (1990-93)  
Vernon Maxwell (1985-88)  
Dave King (1983)  
Melvin Roseboro (1980)  
Don Bostic (1974)  
Tony Miller (1971-73)  
Willie Ratliffe (1953)  
Roy Roberts (1951)

## 12

Gorjok Gak (2017-18)  
Zach Hodskins (2016)  
Dillon Graham (2013-15)  
Lee Humphrey (2004-07)  
Justin Hamilton (2000-03)  
Dan Cross (1992-95)  
Francisco Leon (1985)  
Vernon Delancy (1981-84)  
Tim Fletcher (1972-74)  
Tony Duva (1971)  
Curt Cunkle (1951)

## 13

Kevarrius Hayes (2016-18)  
Joakim Noah (2005-07)  
Mike Miller (1999-2000)  
Willie Jackson (1990-91)  
Wyndell Jenkins (1988-89)  
Jimmy Cotton (1978-80)  
Don Bostic (1975-77)  
Darryl Ceravolo (1970-72)  
Richard Vasquez (1968-69)  
Joe Hobbs (1956-58)  
Bob Davis (1953)  
Theo Hampton (1952)  
Elam Stokes (1951)

## 14

Mak Krause (2018)  
Lexx Edwards (2015-16)  
Adam Allen (2008-2011)  
Eddie Shannon (1996-97)  
Darryl Gresham (1984-85)  
John Jones (1957)  
Teddy Copeland (1954-56)  
Jay Hoffman (1952)  
Ted Jaycox (1948-51)

## 15

John Egbunu (2016-17)  
Will Yeguete (2011-14)  
Walter Hodge (2006-2009)  
Matt Bonner (2000-03)  
Eddie Nunez (1997-98)  
Martti Kuisma (1991-94)  
Ken McCraney (1978-81)  
Chuck Fritz (1977-78)  
Greg Armstrong (1975-76)  
Jerry Hoover (1970-72)  
Mike Leatherwood (1968-69)  
Lou Merchant (1961)  
Walter Rabhan (1958)  
Burt Touchberry (1954-57)  
Harry Coe (1952-53)  
Pete Petersen (1951)

## 20

Jhonny Victor (2016)  
Michael Frazier II (2013-15)  
Kyle McClanahan (2010-11)  
David Kliewer (2000-01)  
Mike McFarland (1996-97)  
Terry Edwards (1992)  
Renaldo Garcia (1989-91)  
Stephen Edelson (1988)  
Reed Crafton (1986-87)  
Danny Sheldon (1984-85)  
Jeff Kelley (1983)  
Bob Van Noy (1978-80)  
Len Sanders (1976-77)  
Tim Fletcher (1971)  
Jerry Hoover (1969)  
Bruce Moore (1964)  
Taylor Stokes (1962-63)  
Bobby Shiver (1961)  
Rick Wheeler (1958)  
Bob Emrick (1954-57)  
Sonny Powell (1953)

## 21

Dontay Bassett (2018)  
Jon Horford (2015)  
Dan Werner (2007-10)  
Mohamed Abukar (2004)  
Max Booker (2002)  
Joel Reinhart (1994-97)  
Louis Rowe (1991-92)  
Tim Turner (1989-90)  
Kenny McClary (1985-88)  
Mike Aldridge (1979)  
John Coy (1977-78)  
Bob Lindsay (1975-76)  
Jeff Miller (1969)  
Ed Mahoney (1965-66)  
Brad Baraks (1964)  
Joe Meigs (1962)  
Dick Hoban (1957-58)  
Bill Leach (1951-52)

## 22

Andrew Fava (2018)  
Michael Weisenberg (2008)  
Jack Berry (2005-07)  
Rashid Al-Kaleem (2003-04)  
Kenyan Weaks (1997)  
Stacey Poole (1990-93)  
Chris Capers (1986-88)  
David Visscher (1983-84)  
Mike Milligan (1979-81)  
Steve Porter (1976-78)  
Chip Williams (1973-75)  
Troy Walker (1972)  
Jeff Miller (1970-71)  
Kurt Feazel (1967-68)  
Tom Baxley (1963-65)  
Jim Jarrett (1962)  
Ronnie Poh (1961)  
Newell Fox (1958)  
Charlie Pike (1956)  
Hubert Morrow (1953)  
George Hitchins (1952)  
Harold Bert (1951)

## 23

Justin Leon (2017)  
Chris Walker (2014-15)  
Bradley Beal (2012)  
Alex Tyus (2008-2011)  
Jonathan Mitchell (2007)  
Garrett Tyler (2005)  
Ryan Appleby (2004)  
LaDarius Halton (1999-2002)  
Hosie Grimsley (1990-93)  
Clifford Lett (1986-89)  
Charles Griffin (1983-84)  
Rob Harden (1982)  
Mark Giombetti (1979-81)  
Ed Barnes (1977)  
Gene Shy (1973-76)  
Don Close (1972)  
Hal Kelley (1971)  
Kurt Feazel (1969)  
Ed Lukco (1968)  
Harry Dunn (1967)  
Paul Morton (1964-66)  
Neil Cody (1962)  
Buddy Bales (1961)

Don Boone (1958)  
John Burgess (1953)  
Red Wetherington (1951)

## 24

Deaundrae Ballard (2018)  
Canyon Barry (2017)  
Justin Leon (2016)  
Zach Hodskins (2015)  
Casey Prather (2011-14)  
Allan Chaney (2009)  
David Lee (2002-05)  
Greg Stolt (1996-99)  
George Jackson (1982-84)  
John Adamson (1978-79)  
Roger Rome (1973-74)  
Hans Tanzler (1971)  
Hal Kelley (1970)  
Todd Lalich (1969)  
Lanny Sommese (1963-64)  
Gene Sadler (1962)  
Paul Mosney (1961)  
George Telepas (1958)  
Charlie Smith (1956-57)  
Harold Haskins (1945, 49, 51)

## 25

Keith Stone (2017-18)  
DeVon Walker (2013-14)  
Chandler Parsons (2008-2011)  
Garrett Tyler (2006-07)  
Major Parker (1998-2001)  
Kendrick Spruel (1996-97)  
Brian Hogan (1989-92)  
Ronnie Williams (1981-84)  
Ric Clarson (1976-79)  
Joe Repass (1975)  
Skip Lewis (1969)  
Mike Rollyson (1966-68)  
Brooks Henderson (1963-65)  
Eddie Clark (1962)  
George Jung (1958-61)  
Chuck Brendler (1957)  
Tom Puschak (1953)  
Andy Stevenson (1952)  
Edgar Johnson (1949-51)

## 30

Jacob Kurtz (2014-15)  
Kenny Kadji (2009-10)  
Clayton Bates (1993-96)  
Travis Schintzius (1990)  
Rodney Williams (1982-83)  
Tyrone Young (1981)  
Jerry Moore (1973-74)  
Ernest Lorenz (1971)  
Nick Fotiou (1968-70)  
Edd Poore (1964-67)  
Carlos Morrison (1962-63)  
John Eggleston (1953)

## 31

Jeremy Ulmer (1991-92)  
Scooter Houston (1970)  
Mike McGinnis (1968)  
Gary Keller (1964-67)  
Richard Leibowitz (1963)  
Lou Merchant (1962)

# ALL-TIME NUMERICAL ROSTER

Jim Zinn (1956-58)  
 Larry Scott (1953)  
 Howie Teshler (1952)  
 Harry Manee (1951)

## 32

Schuyler Rimmer (2016-17)  
 Vernon Macklin (2010-2011)  
 Chris Richard (2004-07)  
 Patrick O'Connor (1998-99)  
 LeRon Williams (1995-96)  
 Nick Sanchez (1992)  
 Livingston Chatman (1988-89, 91)  
 Cornelius Brodus (1985-86)  
 Tony Rogers (1982-83)  
 John Corso (1979)  
 Al Bonner (1975-78)  
 Tom Purvis (1970-71)  
 Vernon Chewning (1969)  
 David Miller (1966-68)  
 Dick Tomlinson (1963-65)  
 Joe Metzger (1962)  
 Carlos Morrison (1961)  
 John Tringas (1952-53)  
 Nelson Vinal (1951)

## 33

Erik Murphy (2010-13)  
 Nick Calathes (2008-2009)  
 David Huertas (2006)  
 Adriel Davis (2000-01)  
 Greg Cristell (1996)  
 Tony Mickens (1994-95)  
 Darryl Findley (1991)  
 Dwayne Schintzius (1987-90)  
 Jon Currington (1986)  
 Nabe Palmer (1982-84)

Tony Matthews (1980)  
 Jerry Moore (1975-76)  
 Steve Williams (1972-74)  
 Ed Lukko (1969-71)  
 Harry Winkler (1965-68)  
 Tom Barbee (1962-63)  
 Neil Cody (1961)  
 Charlie Pike (1958)  
 Ron Stokely (1956-57)  
 Harold Schulman (1949-51)

## 34

Cody Larson (2012)  
 Marreese Speights (2007-08)  
 Obiora Nnaji (1998-99)  
 John Griffiths (1994-97)  
 Michael Kerr (1989-90)  
 Johnny Walker (1989)  
 Tony Williams (1988)  
 Melven Jones (1986-87)  
 Roger Rome (1975)  
 Mark Thompson (1972-74)  
 Cliff Cox (1970-71)  
 Boyd Welsch (1967-69)  
 Mike McGinnis (1966)  
 Bill Koss (1963-65)  
 Cliff Luyk (1960-62)  
 Teddy Copeland (1953)  
 Rick Casares (1952)  
 Chonny Meyers (1949-51)

## 35

Walter Pitchford (2012)  
 Greg Cristell (1997-98)  
 Dametri Hill (1993-96)  
 Mike Lederman (1973-76)  
 Malcom Meeks (1972)

Bill Nagle (1971)  
 Tony Duva (1968-70)  
 Skip Highley (1965-67)  
 Jerry Gates (1964)  
 Buddy Bales (1962-63)  
 Joe Meigs (1961)  
 Lew Doss (1955-56)  
 Harry Hamilton (1947-49, 1951)

## 40

Hudson Fricke (2009-10)  
 Svein Dyrkolbotn (1992-95)  
 Eugene McDowell (1982-85)  
 Jerry Bellamy (1978-80)  
 Bob Smyth (1974-77)  
 Dan Boe (1970-72)  
 Jeff Ramsey (1965-67)  
 Mont Highly (1963-64)  
 Jerry Henderson (1956-58)  
 Curtis Cunkle (1953)

## 41

Neal Walk (1967-69)  
 Bob Hoffmann (1963-65)  
 Wayne Williams (1955-58)  
 Frank Dryden (1951)

## 42

Billy Donovan (2014)  
 Rod Tishman (2009-10)  
 Al Horford (2005-07)  
 Bonell Colas (2001-04)  
 Erron Kinney (1997)  
 Cesar Portillo (1989)  
 Mark Saso (1984-86)  
 Malcolm Cesare (1976-79)  
 Don Close (1974-75)

Kevin Van Ness (1972)  
 Earl Findley (1970-71)  
 Gary McElroy (1966-68)  
 Richard Roher (1957-58)  
 Roger Benefield (1956)  
 Les Johnson (1951)

## 43

Randall Leath (1982-85)  
 Taylor Stokes (1965)  
 Bob Nichols (1956)  
 Jerry Billings (1951)

## 44

Matt Walsh (2003-05)  
 Damen Maddox (1995-98)  
 Jermaine Carlton (1993)  
 Gary Willoughby (1991)  
 Kelly McKinnon (1989-90)  
 Rollie Castineyra (1984-87)  
 Reggie Hannah (1978-80)  
 Aaron Bryant (1976)  
 Bob Lindsay (1975)  
 Curt Shellabarger (1973-74)  
 Gary Waddell (1970-72)  
 Robert Agee (1969)  
 Richard Peek (1964)  
 Joe Metzger (1961)  
 Bob Sherwood (1958)  
 Larry Gangi (1955-57)  
 Roy Roberts (1953)  
 Russell Briggs (1951)

## 45

Maurice McDaniel (1979-80)  
 Doug Brown (1972)  
 Robert Agee (1971)

Andy Owens (1968-70)  
 Bob Hoffmann (1966)  
 Rick Casares (1953)

## 50

Udonis Haslem (1999-2002)  
 Dan Williams (1998)  
 Dwayne Davis (1988-91)  
 Tim Strawbridge (1980-81)  
 Mike Brown (1979)  
 Larry Brewster (1975-78)  
 Billy Graham (1957)

## 51

Augie Greiner (1955-56)

## 52

Kenyan Weaks (1998-2000)  
 Bill Gurley (1988)  
 Chip Watts (1981)

## 53

Ronnie King (2002)

## 54

Ken Van Ness (1971)  
 Robert Agee (1970)

## 55

Jason Williams (1998)  
 Greg Stolt (1996)  
 Andrew DeClercq (1992-95)  
 Wade Harris (1982-83)  
 Jim Grandholm (1980)

*Info before 1950 via 1950-51 media guide.*

### Neal Walk

The only player in Florida history to have his number retired...Walk had his number 41 retired following the 1968-69 season...Walk was the first All-American in school history when he was named second-team All-America in 1968...He was a third-team selection in 1969...All-SEC selection in 1968 and 1969...Voted the seventh-best player in the nation in 1968 and led the nation in rebounding during the 1968 season with a 19.8 average...Set 22 game, season and career records during his UF career...Finished career as the career record holder in all but two categories...Hit 18 free throws vs. LSU to set a then-school record...Was a first-round draft pick and the second overall (behind UCLA's Lew Alcindor) in the NBA Draft...Played in the NBA for eight years with Phoenix, New Orleans and New York.

### Walk's Career Florida Stats

Season	G	FGM-FGA	PCT	FTM-FTA	PCT	REB	AVG	TP	AVG
1966-67	25	109-210	.519	70-97	.722	206	8.2	288	11.5
1967-68	25	239-507	.471	185-244	.758	494	19.8	663	26.5
1968-69	27	224-465	.482	201-278	.723	481	17.8	649	24.0
<b>Totals</b>	<b>77</b>	<b>572-1182</b>	<b>.484</b>	<b>456-619</b>	<b>.737</b>	<b>1181</b>	<b>15.3</b>	<b>1600</b>	<b>20.8</b>

### Walk's Career NBA Stats

Team	Year	Games	Points	Avg	Rebounds	Avg
Phoenix	1969-70	82	669	8.2	455	5.5
Phoenix	1970-71	82	1,057	12.9	674	8.2
Phoenix	1971-72	81	1,268	15.7	665	8.2
Phoenix	1972-73	81	1,635	20.2	1,006	12.4
Phoenix	1973-74	82	1,381	16.8	837	10.2
New Orleans/New York	1974-75	67	482	7.2	339	5.1
New York	1975-76	82	603	7.4	389	4.7
New York	1976-77	11	62	5.6	27	2.5
<b>Career Totals</b>	<b>8 Seasons</b>	<b>568</b>	<b>7,157</b>	<b>12.6</b>	<b>4,392</b>	<b>7.7</b>
<i>Playoffs</i>						
Phoenix	1969-70	5	40	8.0	35	7.0
New York	1974-75	3	10	3.3	5	1.7





# INDIVIDUAL HONORS

## All-Americans

1957-58	Joe Hobbs	Helms Athletic Foundation (10-man Third Team)
1964-65	Brooks Henderson	Helms Athletic Foundation (36-man Team)
1967-68	Neal Walk	Associated Press (Five-man Second Team) United Press International (Five-man Second Team)
1968-69	Neal Walk	Associated Press (Five-man Third Team) United Press International (Five-man Third Team)
1969-70	Andy Owens	Helms Athletic Foundation (36-man Team)
1987-88	Livingston Chatman	Associated Press (Five-man All-Freshman Team)
	Vernon Maxwell	Associated Press (Honorable Mention)
1988-89	Dwayne Schintzius	Associated Press (Honorable Mention) United Press International (Honorable Mention) The Sporting News
1992-93	Stacey Poole	Associated Press (Honorable Mention)
1993-94	Dan Cross	Associated Press (Honorable Mention)
1994-95	Dan Cross	Associated Press (Honorable Mention)
1998-99	Mike Miller	Sports Illustrated All-Freshman Basketball News' All-Freshman (First Team)
1999-2000	Donnell Harvey	Basketball News' All-Freshman (First Team)
2000-01	Teddy Dupay	Associated Press (Honorable Mention)
	Udonis Haslem	Associated Press (Third Team)
	Brett Nelson	Associated Press (Honorable Mention) ESPN.com (Third Team)
2001-02	Matt Bonner	Associated Press (Honorable Mention)
	Udonis Haslem	Associated Press (Honorable Mention)
2002-03	Matt Bonner	Associated Press (Honorable Mention) Sports Illustrated.com (Honorable Mention)
2003-04	Anthony Roberson	Associated Press (Honorable Mention)
2004-05	Anthony Roberson	Associated Press (Honorable Mention)
2005-06	Joakim Noah	Associated Press (Honorable Mention) Basketball Times (Third Team)
2006-07	Joakim Noah	Associated Press (Second Team) Wooden All-America Team NABC All-America (Second Team) USBWA All-America (Second Team)
	Al Horford	Associated Press (Third Team) Basketball Times (Second Team) NABC All-America (Second Team)
	Corey Brewer	Associated Press (Honorable Mention)
	Taurean Green	Associated Press (Honorable Mention)
2010-11	Chandler Parsons	Associated Press (Honorable Mention)
2013-14	Scottie Wilbekin	Associated Press (Third Team) NABC All-America (Third Team) Sporting News (Third Team) USA Today (Honorable Mention)
	Casey Prather	Associated Press (Honorable Mention) Wooden All-America USA Today (Honorable Mention)
	Patric Young	Associated Press (Honorable Mention) Senior CLASS

## ESPN.com Coach of the Year

2000-01 Billy Donovan

## United States Sports Academy Coach of the Year

2007 Billy Donovan

## Regional Coach of the Year

1999-2000	Billy Donovan	NABC District VI
2002-03	Billy Donovan	NABC District VI
2010-11	Billy Donovan	USBWA District IV
2012-13	Billy Donovan	NABC District 21
2013-14	Billy Donovan	USBWA District IV
2016-17	Mike White	NABC District 21 USBWA District IV

## NABC Pete Newell Big Man of the Year

2013-14 Patric Young

## Regional Player of the Year

2010-11 Chandler Parsons USBWA District IV

## All-Region Teams

1998-99	Mike Miller	USBWA District IV (Second Team) NABC District VI (Second Team)
1999-2000	Mike Miller	NABC District VI (First Team) USBWA District IV (First Team) Basketball News All-South Region
	Udonis Haslem	NABC District VI (Second Team)
	Donnell Harvey	NABC District VI (Second Team)
2000-01	Udonis Haslem	NABC District VI (First Team) USBWA District IV (First Team)

	Brett Nelson	NABC District VI (First Team) USBWA District IV (First Team)
2001-02	Matt Bonner	USBWA District IV (First Team) Basketball Times All-South Team
	Udonis Haslem	USBWA District IV (First Team) Basketball Times All-South Team
2002-03	Brett Nelson	NABC/Pontiac District VI (First Team)
	Matt Bonner	USBWA District IV (First Team) NABC District VI (First Team)
2003-04	Anthony Roberson	USBWA District IV (First Team) NABC District VI (First Team)
	David Lee	NABC District VI (Second Team)
2004-05	Anthony Roberson	USBWA District IV (First Team) NABC District VI (First Team)
	David Lee	NABC District VI (Second Team)
2005-06	Joakim Noah	USBWA District IV (First Team) NABC District VI (First Team)
	Taurean Green	USBWA District IV (First Team) NABC District VI (First Team)
	Corey Brewer	NABC District VI (Second Team)
	Al Horford	NABC District VI (Second Team)
2006-07	Joakim Noah	USBWA All-District NABC All-District (First Team)
	Al Horford	USBWA All-District NABC All-District (First Team)
	Corey Brewer	USBWA All-District NABC All-District (Second Team)
2007-08	Taurean Green	NABC All-District (First Team)
	Nick Calathes	USBWA All-District IV (First Team) NABC All-District VI (First Team)
2008-09	Nick Calathes	USBWA All-District IV (First Team) NABC All-District 21 (First Team)
2010-11	Chandler Parsons	NABC All-District 21 (First Team) USBWA All-District IV (First Team)
	Erving Walker	NABC All-District 21 (Second Team)
2011-12	Bradley Beal	NABC All-District 21 (Second Team) USBWA All-District IV
	Kenny Boynton	NABC All-District 21 (Second Team) USBWA All-District IV
2012-13	Erik Murphy	NABC All-District 21 (First Team)
	Kenny Boynton	NABC All-District 21 (Second Team) USBWA All-District IV
2013-14	Casey Prather	USBWA All-District IV
	Scottie Wilbekin	USBWA All-District IV
2015-16	Dorian Finney-Smith	NABC All-District 21 (First Team)
2016-17	KeVaughn Allen	NABC All-District 21 (Second Team) USBWA All-District IV
2017-18	Chris Chiozza	NABC All-District 21 (First Team) USBWA All-District IV

## National Individual Statistical Champions

1968	Neal Walk	Rebounding Average (19.8, 494 in 25 games)
1989	Dwayne Davis	FG Pct. (.622, 179-248)

## SEC Individual Statistical Champions

1961-62	Cliff Luyk	Rebounding (15.3 rpg, 352 in 23 games)
1966-67	Gary Keller	Rebounding (11.3 rpg, 282 in 25 games)
1967-68	Neal Walk	Rebounding (19.8 rpg, 494 in 25 games)
1968-69	Neal Walk	Rebounding (17.9 rpg, 464 in 26 games)
1971-72	Tony Miller	Scoring (26.7 ppg, 507 in 19 games)
1974-75	Bruno Caldwell	Free Throw Percentage (.887, 102-115)
1975-76	Gene Shy	Free Throw Percentage (.844, 103-122)
1976-77	Al Bonner	Free Throw Percentage (.863, 82-95)
1981-82	Ronnie Williams	Scoring (21.3 ppg, 575 in 27 games)
1982-83	Eugene McDowell	Field Goal Percentage (.646, 203-314)
1986-87	Chris Capers	Field Goal Percentage (.629, 110-175)
	Dwayne Schintzius	Blocks (2.8 bpg, 95 in 34 games)
1987-88	Ronnie Montgomery	Assists (5.6 apg, 189 in 34 games)
	Dwayne Schintzius	Blocks (2.4 bpg, 84 in 35 games)
1988-89	Dwayne Schintzius	Rebounding (9.7 rpg, 290 in 30 games)
	Dwayne Davis	Field Goal Percentage (.722, 179-248)
1994-95	Dan Cross	Free Throw Percentage (.843, 150-178)
1996-97	Greg Stolt	Free Throw Percentage (.847, 100-118)
1997-98	Kenyan Weaks	3-Pt FG Pct. (.508, 61-120)
1998-99	Greg Stolt	3-Pt FG Pct. (.438, 78-178)
2000-01	Udonis Haslem	Field Goal Percentage (.562, 159-283)
2002-03	Matt Bonner	3-Pt FG Pct. (.474, 63-133)
2003-04	Anthony Roberson	3-Pt FG Pct. (.425, 99-233) 3-Pt FG Per Game (3.3)
2004-05	Anthony Roberson	Free Throw Percentage (.900, 81-90)
2005-06	Joakim Noah	Field Goal Percentage (.627, 202-322)
	Lee Humphrey	3-Pt. FG Pct. (.459, 113-246)

# INDIVIDUAL HONORS

2006-07	Taurean Green	Free Throw Percentage (.849, 141 -166)
	Lee Humphrey	3-Pt. FG Pct. (.459, 113-246)
	Al Horford	Defensive Rebounds (6.95 per game)
2007-08	Nick Calathes	Assists (6.1 apg, 221 in 36 games)
2008-09	Nick Calathes	Assists (6.4 apg, 231 in 36 games)
2011-12	Erving Walker	Assist/Turnover Ratio (2.24, 170/76)
2012-13	Erik Murphy	3-Pt FG Pct. (.453, 72-159)
	Scottie Wilbekin	Assist/Turnover Ratio (2.35, 174/74)
2013-14	Michael Frazier II	3-Pt. FG Pct. (.447, 118-264)
	Casey Prather	Field Goal percentage (.603, 190-315)
2016-17	Chris Chiozza	Assist/Turnover Ratio (2.41, 135/56)
2017-18	Chris Chiozza	Assists (6.1 apg, 208 in 34 games)
		Assist/Turnover Ratio (3.4, 208/61)

## SEC Individual Records

1988-89	Dwayne Davis	Season FG Percentage, min 200 attempts (.722 - 179-248)
1988-91	Dwayne Davis	Career FG Percentage, min 500 attempts (.641 - 572-892)
1984-87	Joe Lawrence	Career 3-Point FG Percentage, min. 100 att. (.504 - 64-127)

## NCAA Tournament Records

2006	Joakim Noah	Single Tournament Blocked Shots (29)
2004-07	Lee Humphrey	Career 3-Pt. Leader (47)

## SEC Coach of the Year

1991-92	Lon Kruger (AP/Coaches)
1993-94	Lon Kruger (AP/Coaches)
2010-11	Billy Donovan
2012-13	Billy Donovan
2013-14	Billy Donovan
2016-17	Mike White

## SEC Player of the Year

2010-11	Chandler Parsons
2013-14	Scottie Wilbekin

## SEC Freshman of the Year

1980-81	Ronnie Williams
1983-84	Andrew Moten
2002-03	Anthony Roberson
2007-08	Nick Calathes (co-recipient)

## SEC Newcomer of the Year

2007-08	Nick Calathes
---------	---------------

## SEC Defensive Player of the Year

2005-06	Corey Brewer (co-recipient)
2013-14	Patric Young

## SEC Sixth Man of the Year

2006-07	Chris Richard
2013-14	Dorian Finney-Smith
2016-17	Canyon Barry

## All-SEC Selections

1949-50	Hans Tanzler	Associated Press (Third Team)
1950-51	Harry Hamilton	Associated Press (Third Team)
1951-52	Rick Casares	Associated Press (Second Team)
1952-53	Curt Cunkle	Associated Press (First Team)
	Rick Casares	Associated Press (Second Team)
1954-55	Bob Emrick	Associated Press (Second Team)
	Sonny Powell	Associated Press (Third Team)
1955-56	Bob Emrick	Associated Press (Third Team)
1956-57	Joe Hobbs	Associated Press (Second Team)
		Coaches (10-man Team)
1957-58	Joe Hobbs	Associated Press (First Team)
		Coaches (10-man Team)
1960-61	Lou Merchant	Associated Press (Second Team)
		Coaches (10-man Team)
1961-62	Cliff Luyk	Associated Press (Second Team)
		Coaches (10-man Team)
1962-63	Tom Baxley	Associated Press (Third Team)
1963-64	Brooks Henderson	Associated Press (Second Team)
1964-65	Brooks Henderson	Associated Press (Third Team)
		United Press International (Second Team)
		Coaches (10-man Team)
1965-66	Gary Keller	Associated Press (Second Team)
		United Press International (Second Team)
		Coaches (10-man Team)
1966-67	Skip Highley	Associated Press (Second Team)
		Coaches (10-man Team)

	Gary Keller	Associated Press (Second Team)
		United Press International (First Team)
		Coaches (10-man Team)
1967-68	David Miller	Associated Press (Honorable Mention)
	Andy Owens	Associated Press (Honorable Mention)
	Neal Walk	Associated Press (First Team)
		United Press International (First Team)
		Coaches (First Team)
1968-69	Neal Walk	Associated Press (First Team)
		United Press International (First Team)
		Coaches (10-man Team)
1969-70	Andy Owens	Associated Press (Third Team)
	Andy Owens	Associated Press (First Team)
		United Press International (Second Team)
		Coaches (10-man Team)
1970-71	Jerry Hoover	Associated Press (Third Team)
	Tony Miller	Associated Press (Third Team)
1971-72	Tony Miller	Associated Press (First Team)
		United Press International (First Team)
		Coaches (10-man Team)
1972-73	Chip Williams	Associated Press (Second Team)
	Tony Miller	United Press International (Second Team)
1973-74	Chip Williams	Associated Press (First Team)
		United Press International (First Team)
		Coaches (11-man Team)
1974-75	Gene Shy	Associated Press (Third Team)
	Chip Williams	Associated Press (Third Team)
		United Press International (Third Team)
1975-76	Gene Shy	Associated Press (Third Team)
		United Press International (Third Team)
	Bob Smyth	Associated Press (Third Team)
		United Press International (Third Team)
1976-77	Bob Smyth	Associated Press (Second Team)
		United Press International (Third Team)
		Coaches (10-man Team)
	Al Bonner	United Press International (Third Team)
1977-78	Richard Glasper	Coaches (10-man Team)
1978-79	Malcolm Cesare	United Press International (Third Team)
1979-80	Reggie Hannah	Associated Press (Third Team)
		United Press International (Third Team)
1980-81	Vernon Delancy	Associated Press (Third Team)
		United Press International (Third Team)
1980-81	Ronnie Williams	Associated Press (Third Team)
		United Press International (Second Team)
		Coaches (11-man Team)
1981-82	Ronnie Williams	Associated Press (Second Team)
		United Press International (Second Team)
		Coaches (11-man Team)
1982-83	Ronnie Williams	Associated Press (Second Team)
		United Press International (Second Team)
	Eugene McDowell	Associated Press (Third Team)
		Coaches (10-man Team)
1983-84	Ronnie Williams	Associated Press (Second Team)
		United Press International (Second Team)
		Coaches (10-man Team)
	Eugene McDowell	Associated Press (Third Team)
1984-85	Eugene McDowell	Associated Press (First Team)
		United Press International (First Team)
		Coaches (10-man Team)
	Andrew Moten	Associated Press (Second Team)
		United Press International (Second Team)
1985-86	Vernon Maxwell	Associated Press (Second Team)
		United Press International (Second Team)
		Coaches (10-man Team)
	Andrew Moten	Associated Press (Second Team)
		United Press International (Second Team)
1986-87	Vernon Maxwell	Associated Press (First Team)
		United Press International (First Team)
		Coaches (10-man Team)
	Andrew Moten	Associated Press (Second Team)
		United Press International (Second Team)
		Coaches (10-man Team)
1987-88	Vernon Maxwell	Associated Press (First Team)
		United Press International (First Team)
		Coaches (First Team)
	Dwayne Schintzius	Associated Press (Third Team)
		United Press International (Second Team)
1988-89	Dwayne Schintzius	Associated Press (First Team)
		United Press International (First Team)
		Coaches (First Team)
	Livingston Chatman	Associated Press (Third Team)
		United Press International (Third Team)
	Dwayne Davis	Associated Press (Third Team)
		United Press International (Third Team)
	Clifford Lett	Associated Press (Third Team)

# INDIVIDUAL HONORS

1989-90	Dwayne Davis	Associated Press (Third Team) United Press International (Second Team)
1990-91	Dwayne Davis	Associated Press (Second Team) Coaches (First Team)
1991-92	Stacey Poole	Associated Press (Second Team) Coaches (11-man Team)
1992-93	Stacey Poole	Associated Press (First Team) Coaches (First Team) Players (First Team)
	Andrew DeClercq	Coaches (Second Team) Players (Second Team)
1993-94	Dan Cross	Associated Press (First Team) Coaches (First Team)
	Craig Brown	Associated Press (Second Team) Coaches (Second Team)
	Andrew DeClercq	Associated Press (Third Team) Coaches (Third Team)
1994-95	Dan Cross	Associated Press (First Team) Coaches (First Team)
	Andrew DeClercq	Associated Press (Third Team) Coaches (First Team)
1995-96	Dametri Hill	Associated Press (Second Team) Coaches (Second Team)
1996-97	Greg Stolt	Coaches (Third Team)
1997-98	Jason Williams	Associated Press (Honorable Mention)
1998-99	Udonis Haslem	Coaches (Third Team)
	Mike Miller	Coaches (Third Team)
1999-00	Mike Miller	Associated Press (Second Team) Coaches (Unanimous First Team)
	Udonis Haslem	Associated Press (Third Team) Coaches (Third Team)
	Teddy Dupay	Associated Press (Third Team)
	Kenyan Weaks	Associated Press (Third Team)
2000-01	Udonis Haslem	Associated Press (First Team) Coaches (First Team)
	Brett Nelson	Associated Press (First Team) Coaches (First Team)
	Matt Bonner	Associated Press (Third Team)
2001-02	Udonis Haslem	Associated Press (First Team) Coaches (First Team)
	Matt Bonner	Associated Press (Second Team) Coaches (Second Team)
	Brett Nelson	Associated Press (Second Team) Coaches (Second Team)
2002-03	Matt Bonner	Associated Press (First Team) Coaches (First Team)
2003-04	Anthony Roberson	Associated Press (First Team) Coaches (First Team)
	Matt Walsh	Associated Press (Second Team) Coaches (Second Team)
	David Lee	Associated Press (Third Team) Coaches (Second Team)
2004-05	Anthony Roberson	Associated Press (First Team) Coaches (First Team)
	David Lee	Associated Press (Second Team) Coaches (First Team)
	Matt Walsh	Coaches (Second Team)
2005-06	Joakim Noah	Associated Press (First Team) Coaches (First Team)
	Taurean Green	Associated Press (Second Team) Coaches (Second Team)
	Al Horford	Associated Press (Honorable Mention) Coaches (Second Team)
	Corey Brewer	Associated Press (Honorable Mention)
2006-07	Al Horford	Associated Press (First Team) Coaches (First Team)
	Corey Brewer	Associated Press (Second Team) Coaches (First Team)
	Joakim Noah	Associated Press (Second Team) Coaches (First Team)
	Taurean Green	Associated Press (Honorable Mention) Coaches (Second Team)
2007-08	Nick Calathes	Associated Press (Second Team) Coaches (Second Team)
2008-09	Nick Calathes	Associated Press (First Team) Coaches (First Team)
2009-10	Erving Walker	Coaches (Second Team)
2010-11	Chandler Parsons	Associated Press (First Team) Coaches (First Team)
	Erving Walker	Associated Press (Second Team) Coaches (Second Team)
	Kenny Boynton	Associated Press (Honorable Mention) Coaches (Second Team)
2011-12	Bradley Beal	Associated Press (Second Team) Coaches (First Team)

2011-12 (cont.)	Kenny Boynton	Associated Press (Second Team) Coaches (First Team)
	Erving Walker	Associated Press (Honorable Mention) Coaches (Second Team)
2012-13	Erik Murphy	Associated Press (First Team) Coaches (First Team)
	Kenny Boynton	Associated Press (Honorable Mention) Coaches (Second Team)
	Mike Rosario	Associated Press (Honorable Mention) Coaches (Second Team)
	Patric Young	Associated Press (Honorable Mention) Coaches (Second Team)
	Scottie Wilbekin	Associated Press (Honorable Mention)
2013-14	Casey Prather	Associated Press (First Team) Coaches (First Team)
	Scottie Wilbekin	Associated Press (First Team) Coaches (First Team)
	Patric Young	Associated Press (Second Team) Coaches (Second Team)
2014-15	Dorian Finney-Smith	Coaches (Second Team)
2015-16	Dorian Finney-Smith	Associated Press (Third Team) Coaches (Second Team)
2016-17	KeVaughn Allen	Associated Press (Second Team) Coaches (First Team)
2017-18	Chris Chiozza	Associated Press (Second Team) Coaches (First Team)

## SEC All-Tournament Teams

(1933-2008, 2012; Also served as All-SEC Team from 1933-48)

1934	Jim Hughes	G - First Team
	Bob Warner	C - Second Team
	Welcome Shearer	G - Second Team
1952	Rick Casares	F - Second Team
1985	Andrew Moten	G
1988	Vernon Maxwell	G
1989	Livingston Chatman*	F
	Dwayne Schintzius	C
1994	Craig Brown	G
2004	Anthony Roberson	G
2005	Matt Walsh*	G
	David Lee	F
2006	Taurean Green*	G
	Corey Brewer	G/F
	Joakim Noah	F/C
2007	Al Horford*	F/C
	Corey Brewer	F
	Taurean Green	G
	Joakim Noah	F
2012	Bradley Beal	G
	Erik Murphy	F
2013	Kenny Boynton	G
	Erik Murphy	F
2014	Scottie Wilbekin*	G
	Michael Frazier II	G
	Patric Young	C

\*Most Valuable Player

## SEC All-Freshman Teams

1986-87	Dwayne Schintzius
1987-88	Livingston Chatman
1990-91	Craig Brown
1991-92	Andrew DeClercq
1997-98	Brent Wright
1998-99	Teddy Dupay
	Udonis Haslem
	Mike Miller
1999-2000	Donnell Harvey
2001-02	David Lee
2002-03	Anthony Roberson
	Matt Walsh
2004-05	Corey Brewer
2007-08	Nick Calathes
	Jai Lucas
	Chandler Parsons
2008-09	Erving Walker
2009-10	Kenny Boynton
2010-11	Patric Young
2011-12	Bradley Beal
2012-13	Michael Frazier II
2014-15	Devin Robinson
2015-16	KeVaughn Allen



# INDIVIDUAL HONORS

## SEC All-Defensive Team

2012-13	Scottie Wilbekin
	Patric Young
2013-14	Scottie Wilbekin
	Patric Young
2016-17	Kasey Hill
2017-18	Chris Chiozza

## SEC Good Works/Community Service Team

1999	Patrick O'Connor
2000	Brent Wright
2001	Matt Bonner
2002	Matt Bonner
2003	Matt Bonner
2004	David Lee
2005	David Lee
2006	Lee Humphrey
2007	Lee Humphrey
2008	Walter Hodge
2009	Walter Hodge
2010	Dan Werner
2011	Chandler Parsons
2012	Will Yeguete
2013	Patric Young
2014	Will Yeguete
2015	Jacob Kurtz
2016	DeVon Walker
2017	Chris Chiozza
2018	Kevarrius Hayes

## Legends of SEC Basketball Honorees

1999	Tony Miller
2000	Neal Walk
2001	Andy Owens
2002	Chip Williams
2003	Gary Keller
2004	Gene Shy
2005	Stacey Poole
2006	Andrew Moten
2007	Andrew DeClerq
2008	Dan Cross
2009	Eugene McDowell
2010	Bob Emrick
2011	Craig Brown
2012	Mike Miller
2013	Bill Koss
2014	Greg Stolt
2015	Eddie Shannon
2016	Lee Humphrey
2017	Matt Bonner
2018	David Lee

## Academic All-Americans of the Year

2001-02	Matt Bonner
2002-03	Matt Bonner
2016-17	Canyon Barry

## Creamland Dairies College Basketball Student-Athlete of the Year

2002-03	Matt Bonner
---------	-------------

## Academic All-Americans

1968-69	Mike Leatherwood	Third Team
1969-70	Andy Owens	Second Team
1971-72	Tony Miller	Second Team
1977-78	Ric Clarson	Sixth Team
2000-01	Matt Bonner	Second Team
2001-02	Matt Bonner	First Team
2002-03	Matt Bonner	First Team
2005-06	Lee Humphrey	Second Team
2006-07	Lee Humphrey	First Team
2013-14	Patric Young	Third Team
2016-17	Canyon Barry	First Team

## SEC Scholar-Athlete of the Year

2005-06	Lee Humphrey
2006-07	Lee Humphrey
2009-10	Ray Shipman
2011-12	Patric Young
2012-13	Patric Young
2013-14	Patric Young

## NCAA Postgraduate Scholarship Recipients

1969-70	Andy Owens
1972-73	Tony Miller
2002-03	Matt Bonner
2006-07	Lee Humphrey
2016-17	Canyon Barry

## SEC Academic Honor Roll

1962-63	Tom Baxley	Second Team
1963-64	Brooks Henderson	First Team
	Tom Baxley	Second Team
	Skip Highley	Second Team
1964-65	Brooks Henderson	First Team
	Tom Baxley	Second Team
1966-67	Gary Keller	First Team
	Skip Highley	First Team
	Boyd Welsch	Honorable Mention
1968-69	Andy Owens	First Team
	Mike Leatherwood	First Team
1969-70	Andy Owens	First Team
1970-71	Ed Lukco	Second Team
	Tony Duva	Honorable Mention
1971-72	Tony Miller	First Team
	Jerry Hoover	Second Team
1972-73	Tony Miller	First Team
1973-74	Don Bostic	Honorable Mention
1974-75	Chip Williams	First Team
	Al Bonner	Second Team
	Larry Brewster	Honorable Mention
1975-76	Bob Smyth	First Team
	Mike Lederman	First Team
	Al Bonner	Second Team
	Don Bostic	Second Team
1976-77	Bob Smyth	First Team
	Al Bonner	First Team
	Larry Brewster	First Team
	Ric Clarson	Honorable Mention
	Don Bostic	Honorable Mention
	Chuck Fritz	Honorable Mention
1977-78	Larry Brewster	First Team
	Ric Clarson	First Team
	Chuck Fritz	First Team
1978-79	Ric Clarson	First Team
1984-85	Rollie Castineyra	Public Relations/3.05
	Joe Lawrence	Engineering/3.60
	Danny Sheldon	Management/3.00
1985-86	Joe Lawrence	Engineering/3.53
	Pat Lawrence	Business/3.53
1986-87	Joe Lawrence	Industrial Engineering/3.31
	Pat Lawrence	Finance/3.09
1987-88	Bill Gurley	Computer Science/3.77
	Pat Lawrence	Finance/3.06
1992-93	Clayton Bates	Exercise & Sports Science/3.05
	Svein Dyrkolbotn	Electrical Engineering/3.05
	Martti Kuisma	Economics/3.26
1993-94	Martti Kuisma	Economics/3.10
1994-95	Clayton Bates	Sports Medicine/3.09
	Andrew DeClercq	History/3.20
	Svein Dyrkolbotn	Civil Engineering/3.28
	Joel Reinhart	Exercise & Sports Science/3.01
	Dan Williams	Ath. Administration/3.12
1995-96	Clayton Bates	Exercise & Sports Science/3.84
	Joel Reinhart	Exercise & Sports Science/3.17
	Dan Williams	Exercise & Sports Science/3.27
1996-97*	Greg Cristell	Business Administration/3.40
	Mike McFarland	Microbiology/3.89
	Eddie Nunez	Exercise & Sports Science/3.00
	Joel Reinhart	Exercise & Sports Science/3.03
	Greg Stolt	Exercise & Sports Science/3.24
	Dan Williams	Exercise & Sports Science/3.10*
1997-98	Greg Cristell	Business Administration/3.38
	Mike McFarland	Microbiology/3.96
	Obiora Nnaji	Political Science/3.19
	Eddie Nunez	Sports Management/3.24
	Greg Stolt	Sports Management/3.01
	Dan Williams	Sports Management/3.56
1998-99	Obiora Nnaji	Political Science/3.13
	Patrick O'Connor	Political Science/4.00
	Greg Stolt	Sports Management/3.47
	Mark Timinski	Business/3.15
	Brent Wright	Sociology/3.18
1999-00	Teddy Dupay	Sociology/3.38
2000-01	Matt Bonner	Business
	Teddy Dupay	Sociology

# INDIVIDUAL HONORS

2001-02	David Kliewer	Finance
	Matt Bonner	Business Administration
	LaDarius Halton	Sociology
	Brett Nelson	Sociology
	David Kliewer	Sociology
	Brent Wright	Finance
2002-03	Matt Bonner	Business Administration
	Seth Haimovitch	Sport Management
	David Lee	Sociology
2003-204	Seth Haimovitch	Sport Management
	David Lee	Sociology
2004-05	David Lee	Sociology
	Lee Humphrey	Exercise and Physiology
2005-06	Jack Berry	Business
	Corey Brewer	Social and Behavioral Sciences
	Al Horford	Social and Behavioral Sciences
	Lee Humphrey	Exercise and Physiology
	Garrett Tyler	Engineering
2006-07	Jack Berry	Business
	Corey Brewer	Social and Behavioral Sciences
	Al Horford	Social and Behavioral Sciences
	Lee Humphrey	Exercise and Physiology
	Garrett Tyler	Engineering
2007-08	Walter Hodge	Social and Behavioral Sciences
	Jonathan Mitchell	Social and Behavioral Sciences
	Dan Werner	Social and Behavioral Sciences
2008-09	Adam Allen	Social and Behavioral Sciences
	Nick Calathes	Social and Behavioral Sciences
	Hudson Fricke	Social and Behavioral Sciences
	Dan Werner	Social and Behavioral Sciences
2009-10	Adam Allen	Telecommunications Production
	Hudson Fricke	Event Management
	Kyle McClanahan	Finance
	Chandler Parsons	Telecommunications Productions
	Ray Shipman	Sports Management
2010-11	Kyle McClanahan	Finance
2011-12	Will Yeguete	Political Science
	Patric Young	Telecommunications
2012-13	Jacob Kurtz	Mechanical Engineering
	Will Yeguete	International Studies
	Patric Young	Telecommunications
2013-14*	Billy Donovan	Political Science
	Dorian Finney-Smith	Family, Youth and Community Sciences
	Michael Frazier II	Telecommunications
	Dillon Graham	Behavioral Studies
	Jacob Kurtz	Mechanical Engineering
	DeVon Walker	Sport Management
	Will Yeguete	International Studies
	Patric Young	Telecommunications
2014-15	Eli Carter	African American Studies
	Billy Donovan	Education (Master's)
	Lexx Edwards	Sociology
	Michael Frazier II	Telecommunications
	Jacob Kurtz	Management (Master's)
	Alex Murphy	Sociology
	DeVon Walker	Criminology
2015-16	Lexx Edwards	Sport Management (Master's)
	John Egbunu	Sociology
	Alex Murphy	Sport Management (Master's)
	Schuyler Rimmer	Political Science
	DeVon Walker	Criminology
2016-17	Justin Leon	Sociology
	Devin Robinson	Sociology
2017-18	KeVaughn Allen	African American Studies
	Andrew Fava	Criminology
	Gorjok Gak	Economics
	Jalen Hudson	Telecommunications
	Mak Krause	Sport Management (Master's)

\* Florida's eight Academic Honor Roll selections in 2013-14 set a league record

## SEC First-Year Academic Honor Roll

2011-12	Bradley Beal	Social and Behavioral Sciences
2012-13	Michael Frazier II	Social and Behavioral Sciences
	Braxton Ogbueze	Social and Behavioral Sciences
	DeVon Walker	Social and Behavioral Sciences
2014-15	Chris Chiozza	Social and Behavioral Sciences
	John Egbunu	Sociology
	Zach Hodskins	Social and Behavioral Sciences
2016-17	Canyon Barry	Nuclear Engineering (Master's)
	Jalen Hudson	Telecommunications - Media & Society
2017-18	Deaundrea Ballard	Social and Behavioral Sciences
	Mike Okauru	Social and Behavioral Sciences
	Isaiah Stokes	Social and Behavioral Sciences

## Doug Belden Award

(Top UF Graduating Student-Athlete for All Sports)

1976	Eugene Shy
1979	Ric Clarson
1999	Greg Stolt
2008	Lee Humphrey
2014	Patric Young

## Ben Hill Griffin Award

(Top UF Male Student-Athlete for All Sports)

2000	Brent Wright
2003	Matt Bonner
2014	Patric Young

## Frontier National Most Courageous Player

1999	Eddie Shannon
------	---------------

## Legends of Coaching Award

2010	Billy Donovan
------	---------------

## NCAA All-Final Four Tournament Team

2000	Udonis Haslem
2006	Joakim Noah,* Corey Brewer, Taurean Green, Al Horford, Lee Humphrey
2007	Corey Brewer,* Al Horford, Lee Humphrey

\* Most Outstanding Player

## NCAA All-Tournament Team

1994	Craig Brown*	All-East Regional Team
	Dan Cross	All-East Regional Team
	Andrew DeClercq	All-East Regional Team
2000	Udonis Haslem	All-East Regional Team
	Mike Miller*	All-East Regional Team
	Brett Nelson	All-East Regional Team
2006	Corey Brewer	All-Minneapolis Regional Team
	Taurean Green	All-Minneapolis Regional Team
	Joakim Noah*	All-Minneapolis Regional Team
2007	Taurean Green*	All-Midwest Regional Team
	Lee Humphrey	All-Midwest Regional Team
2012	Bradley Beal	All-West Regional Team
2013	Erik Murphy	All-South Regional Team
	Mike Rosario	All-South Regional Team
2014	Michael Frazier II	All-South Regional Team
	Scottie Wilbekin*	All-South Regional Team
2017	KeVaughn Allen	All-East Regional Team
	Chris Chiozza	All-East Regional Team

\* Most Outstanding Player

## NIT All-Tournament Team

1992	Stacey Poole	NIT All-Tournament
------	--------------	--------------------

## SEC Player of the Week

(1985-2012)

Jan. 28, 1985	Vernon Maxwell (co-recipient)
Jan. 6, 1986	Vernon Maxwell
Feb. 3, 1986	Vernon Maxwell (co-recipient)
Jan. 26, 1987	Vernon Maxwell
Feb. 1, 1988	Vernon Maxwell
Jan. 30, 1989	Dwayne Schintzius
Jan. 6, 1991	Stacey Poole
Jan. 24, 1994	Dan Cross*
Jan. 31, 1994	Dan Cross*
Dec., 1994	Dan Cross
Jan. 29, 1996	Dametri Hill
Dec. 15, 1996	Greg Stolt
Nov. 13-19, 2000	Teddy Dupay
Feb. 19-25, 2001	Udonis Haslem*
Feb. 26-March 4, 2001	Brett Nelson*
Feb. 18-24, 2002	Matt Bonner
Feb. 4-10, 2002	Udonis Haslem
Nov. 18-24, 2002	Matt Walsh
Jan. 6-12, 2003	Anthony Roberson
March 3-9, 2003	Matt Bonner
Nov. 24-30, 2003	Matt Walsh
Jan. 5-11, 2004	David Lee
Jan. 17-23, 2005	Anthony Roberson
Nov. 21-27, 2005	Taurean Green
Dec. 26, 2005-Jan. 1, 2006	Joakim Noah
March 6-12, 2006	Joakim Noah
Jan. 15-21, 2007	Lee Humphrey
Jan. 5-11, 2009	Nick Calathes
Nov. 30-Dec. 6, 2009	Erving Walker

# INDIVIDUAL HONORS

Dec. 12, 2010	Kenny Boynton
Feb. 7, 2011	Chandler Parsons
Dec. 12, 2011	Patric Young
Dec. 19, 2011	Kenny Boynton
Jan. 28, 2013	Scottie Wilbekin
Dec. 2, 2013	Casey Prather (co)
Dec. 16, 2013	Scottie Wilbekin
Jan. 27, 2014	Michael Frazier II (co)
Feb. 17, 2014	Scottie Wilbekin
March 10, 2014	Michael Frazier II
Jan. 25, 2016	Dorian Finney-Smith
Jan. 9, 2017	KeVaughn Allen
Feb. 6, 2017	Chris Chiozza
Nov. 20, 2017	Egor Koulechov*
Nov. 27, 2017	Jalen Hudson*
Jan. 22, 2018	Jalen Hudson (co)
March 5, 2018	Jalen Hudson (co)
	* Consecutive Weeks

## SEC Rookie of the Week (1988-92)

December, 1987	Livingston Chatman
March 4, 1990	Stacey Poole
January 27, 1991	Craig Brown
March 2, 1992	Dan Cross

## SEC Freshman of the Week (2006-present)

Dec. 10, 2007	Nick Calathes
Jan. 14, 2008	Nick Calathes
Nov. 28, 2011	Bradley Beal
Dec. 12, 2011	Bradley Beal
Dec. 26, 2011	Bradley Beal
Jan. 30, 2012	Bradley Beal
Feb. 6, 2012	Bradley Beal
Feb. 20, 2012	Bradley Beal
Dec. 3, 2012	Michael Frazier II
Feb. 18, 2013	Michael Frazier II
Feb. 1, 2016	KeVaughn Allen

## NABC All-Star Game

1967	Gary Keller
1969	Neal Walk (MVP)
1985	Eugene McDowell
1987	Andrew Moten
1988	Vernon Maxwell
1995	Lon Kruger (Coach)
1996	Dametri Hill (MVP)

## Compaq College Basketball Play of the Year (Most Significant)

2000	Mike Miller (last-second shot vs. Butler)
------	---

## USA Basketball – Junior World Championships

1987	Dwayne Schintzius
1991	Craig Brown
1991	Lon Kruger (Coach)
1998	Mike Miller

## World University Games

Year	Participant	Location	Result
1995	Lon Kruger (USA, Head Coach)	Japan	Gold Medal
2015	Alex Murphy (Finland)	South Korea	14th Place
2015^	Will Yeguete (France)	South Korea	5th Place
2017	Gorjok Gak (Australia)	Taiwan	9th Place
2017	Egor Koulechov (Israel)	Taiwan	6th Place

## FIBA Championships

Since 2008

Year	Event	Location	Result
<b>Bradley Beal (USA)</b>			
2010*	U17 World Championships	Germany	Gold Medal/MVP
<b>Nick Calathes (Greece)</b>			
2009^	EuroBasket	Poland	Bronze Medal
2010^	World Championships	Turkey	Round of 16
2011^	EuroBasket	Lithuania	6th Place
2012^	Olympic Qualifying Tournament	Venezuela	Quarterfinals/DNQ
2014^	World Cup	Spain	Round of 16
2016^	Olympic Qualifying	Italy	Semifinalist
<b>Billy Donovan (USA - Head Coach)</b>			
2012	U18 Americas	Brazil	Gold Medal

2013	U19 World Championships	Czech Republic	Gold Medal
2014	U18 Americas	Colorado Springs	Gold Medal
<b>Michael Frazier II (USA)</b>			
2013	U19 World Championships	Czech Republic	Gold Medal
<b>Walter Hodge (Virgin Islands)</b>			
2014^	Centrobasket	Mexico	2-2 in Group Play
2016^	Centrobasket	Panama	2-2 in Group play
2017^	AmeriCup	Columbia	4th Place
<b>Al Horford (Dominican Republic)</b>			
2008^	Centrobasket	Mexico	Bronze Medal
2009^	Americas	Puerto Rico	5th Place
2011^	Americas	Argentina	Bronze Medal
2012^	Centrobasket	Puerto Rico	Gold Medal
2012^	Olympic Qualifier	Venezuela	4th Place/DNQ
<b>Andrew Nembhard (Canada)</b>			
2018*	U18 Americas (Team Captain)	Canada	Silver Medal
<b>Alex Murphy (Finland)</b>			
2012*	U20 Euro. Championships ( Div. B)	Bulgaria	8th Place
<b>Erik Murphy (Finland)</b>			
2014^	World Cup	Spain	T-19th Place
2015^	EuroBasket	Several nations	16th Place
2017^	EuroBasket	Several nations	
<b>Joakim Noah (France)</b>			
2011^	EuroBasket	Lithuania	Silver Medal
<b>Mike Rosario (Puerto Rico)</b>			
2012	Centrobasket	Puerto Rico	Silver Medal
2014^	Centrobasket	Mexico	Silver Medal
2016^	Centrobasket	Panama	Gold Medal
2017^	AmeriCup	Columbia	2-1 in Group Play
<b>Will Yeguete (France)</b>			
2011	U20 European Championships	Spain	Bronze Medal
<b>Patric Young (USA)</b>			
2010*	U18 Americas	San Antonio	Gold Medal
2011	U19 World Championships	Latvia	5th Place

\*Before enrolling at UF; ^After college career; This list is not comprehensive.

## United States Olympic Festival

1981	Rob Harden
1981	Ronnie Williams
1982	Eugene McDowell
1990	Lon Kruger (Coach)
1991	Craig Brown

## McDonald's All-Americans

1975	*Ric Clarson (U.S. All-Stars)
1981	Eugene McDowell
1986	Dwayne Schintzius
1988	Stacey Poole
1998	Teddy Dupay (Good Sportsmanship Award), Mike Miller
1999	Donnell Harvey (Slam Dunk Champion), Brett Nelson (Good Sportsmanship Award)
2001	Kwame Brown (Declared for NBA Draft), David Lee (Slam Dunk Champion), James White
2002	Anthony Roberson
2004	Corey Brewer
2007	Nick Calathes, Jai Lucas
2009	Kenny Boynton
2010	Patric Young
2011	Bradley Beal
2013	Kasey Hill, Chris Walker

\*Clarson played in the McDonald's Capital Classic, precursor to the current McDonald's All-American Game, which began in 1978.

## Florida Mr. Basketball

1984	Vernon Maxwell
1994	LeRon Williams
1998	Teddy Dupay
2000	Orien Greene
2003	Chris Richard
2007	Nick Calathes



# INDIVIDUAL HONORS

## Last-Second Game-Winners (Since 1972)

DATE	OPPONENT	SHOT	TIME	FINAL
Jan. 6, 2018	at Missouri	Chris Chiozza steal & fastbreak layup	0:00.1	77-75
March 24, 2017	Wisconsin (NCAA)	Chris Chiozza 3-pointer floater	0:00	84-83 (OT)
Feb. 18, 2015	Vanderbilt	Devin Robinson go-ahead dunk	0:02	50-47
January 23, 2010	South Carolina	Chandler Parsons 30-foot 3-pointer	0:00	56-55
January 3, 2010	at N.C. State	Chandler Parsons 75-foot 3-pointer	0:00	62-61 (OT)
March 12, 2004	vs. Alabama (SEC)	Lee Humphrey 17-foot jumper	0:00	75-73
November 28, 2003	vs. Arizona	Bonell Colas lay-up	0:07.3	78-77
January 11, 2003	Georgia	Anthony Roberson 25-foot 3-pointer	0:00	66-63
January 10, 2001	Mississippi State	Brett Nelson 12-foot jumper	0:00.5	82-81
March 17, 2000	Butler (NCAA)	Mike Miller 10-foot leaner	0:00	69-68 (OT)
March 2, 1996	at Tennessee	Dametri Hill 18-footer	0:00	73-71
March 17, 1994	JMU (NCAA)	Dan Cross layup	0:07.2	64-62
January 9, 1993	Vanderbilt	Stacey Poole 18-footer	0:00	62-61
December 4, 1992	at South Florida	Craig Brown three-pointer	0:08	80-78
January 5, 1991	Auburn	Stacey Poole	0:01	84-82
March 10, 1989	vs. Georgia (SEC)	Dwayne Davis follow up	0:06	62-61
March 17, 1986	TCU (NIT)	Joe Lawrence	0:03	77-75
March 3, 1984	Mississippi State	Ronnie Williams turnaround jumper	0:01	60-59
January 4, 1984	at Mississippi State	Ronnie Williams	0:07	56-55
February 18, 1978	LSU	Ric Clarson jumper	0:00	73-72
January 12, 1976	Alabama	Gene Shy hook shot	0:01	71-70
February 5, 1973	at Georgia Tech	Mike Lederman lay-up	0:07	87-85
January 27, 1973	Mississippi State	Chip Williams tip-in	0:03	66-64
January 15, 1972	Kentucky	Jerry Hoover lay-up	0:07	72-70

## The Lieutenant Fred Koss Memorial Award

Presented to the Gator senior who has displayed the most leadership, sacrifice, integrity and sportsmanship during his entire career, the award was established in 1974 by former Gator Bill Koss to honor his brother Lieutenant Fred Koss, who was shot down in Vietnam on July 7th, 1972, in his F-4 Phantom Jet.

1974	Tim Fletcher	1998	Dan Williams
1975	Joe Repass	1999	Greg Stolt
1976	Mike Lederman	2000	Kenyan Weaks
1977	Don Bostic	2001	Major Parker, Brent Wright
1978	Al Bonner	2002	Udonis Haslem
1979	Malcolm Cesare	2003	Matt Bonner
1981	Mark Giombetti	2005	David Lee
1984	Ronnie Williams	2006	Adrian Moss
1985	Eugene McDowell	2007	Lee Humphrey, Chris Richard
1987	Joe Lawrence	2009	Walter Hodge
1988	Pat Lawrence	2010	Dan Werner
1989	Clifford Lett	2011	Chandler Parsons, Alex Tyus
1991	Renaldo Garcia	2012	Erving Walker
1992	Brian Hogan	2013	Kenny Boynton, Erik Murphy
1993	Hosie Grimsley	2014	Will Yeguete, Patric Young
1994	Craig Brown	2015	Jacob Kurtz
1995	Svein Dyrkolbotn	2016	Dorian Finney-Smith
1996	Clayton Bates	2017	Kasey Hill
1997	Greg Williams	2018	Chris Chiozza



Chris Chiozza's flair for the dramatic surfaced again last season against Missouri. The Gators clawed back from a double-digit deficit to tie the game late and needed a stop to force overtime, but Chiozza provided more than just a stop, coming off his man to swipe a backcourt pass and go in for an uncontested layup with 0.1 seconds remaining on the clock to steal the victory.

# GATORS IN THE PROS

## All-Time NBA Draft Picks (35)

Player	Year	Team	Round	Overall
Joe Hobbs	1958	Minneapolis	9th	63
Cliff Luyk	1962	New York	4th	29
Brooks Henderson	1965	Los Angeles Lakers	4th	33
Gary Keller	1967	Los Angeles Lakers	6th	59
David Miller	1968	Milwaukee	12th	159
Neal Walk	1969	Phoenix	1st	2
Andy Owens	1970	Seattle	11th	174
Eugene Shy	1976	New York	10th	163
Len Sanders	1977	Denver	8th	169
Larry Brewster	1978	San Antonio	10th	201
Malcom Cesare	1979	Phoenix	4th	86
Vernon Delancy	1984	Milwaukee	3rd	67
Ronnie Williams	1984	Boston	2nd	48
Eugene McDowell	1985	Milwaukee	3rd	68
Andrew Moten	1987	New Jersey	4th	72
Vernon Maxwell	1988	Denver	2nd	47
Dwayne Schintzius	1990	San Antonio	1st	24
Andrew DeClercq	1995	Golden State	2nd	34
Jason Williams	1998	Sacramento	1st	7
Donnell Harvey	2000	New York	1st	22
Mike Miller	2000	Orlando	1st	5
Matt Bonner	2003	Chicago	2nd	45
Christian Drejer	2004	New Jersey	2nd	51
David Lee	2005	New York	1st	30
Al Horford	2007	Atlanta	1st	3
Corey Brewer	2007	Minnesota	1st	7
Joakim Noah	2007	Chicago	1st	9
Chris Richard	2007	Minnesota	2nd	41
Taurean Green	2007	Portland	2nd	52
Marreese Speights	2008	Philadelphia	1st	16
Nick Calathes	2009	Minnesota	2nd	45
Chandler Parsons	2011	Houston	2nd	38
Vernon Macklin	2011	Detroit	2nd	52
Bradley Beal	2012	Washington	1st	3
Erik Murphy	2013	Chicago	2nd	49

## NBA Draft Picks By Overall Selection

Player	Year	Team	Round	Overall
Neal Walk	1969	Phoenix	1	2
Bradley Beal	2012	Washington	1	3
Al Horford	2007	Atlanta	1	3
Mike Miller	2000	Orlando	1	5
Corey Brewer	2007	Minnesota	1	7
Jason Williams	1998	Sacramento	1	7
Joakim Noah	2007	Chicago	1	9
Marreese Speights	2008	Philadelphia	1	16
Donnell Harvey	2000	New York	1	22
Dwayne Schintzius	1990	San Antonio	1	24
Cliff Luyk	1962	New York	4	29
David Lee	2005	New York	1	30
Brooks Henderson	1965	Los Angeles Lakers	4	33
Andrew DeClercq	1995	Golden State	2	34
Chandler Parsons	2011	Houston	2	38
Chris Richard	2007	Minnesota	2	41
Nick Calathes	2009	Minnesota	2	45
Matt Bonner	2003	Chicago	2	45
Vernon Maxwell	1988	Denver	2	47
Ronnie Williams	1984	Boston	2	48
Erik Murphy	2013	Chicago	2	49
Christian Drejer	2004	New Jersey	2	51
Vernon Macklin	2011	Detroit	2	52
Taurean Green	2007	Portland	2	52
Gary Keller	1967	Los Angeles Lakers	6	59
Joe Hobbs	1958	Minneapolis	9	63
Vernon Delancy	1984	Milwaukee	3	67
Eugene McDowell	1985	Milwaukee	3	68
Andrew Moten	1987	New Jersey	4	72
Malcom Cesare	1979	Phoenix	4	86
David Miller	1968	Milwaukee	12	159
Eugene Shy	1976	New York	10	163
Len Sanders	1977	Denver	8	169
Andy Owens	1970	Seattle	11	174
Larry Brewster	1978	San Antonio	10	201

## Draft Picks by Round

Round	Selections
1	11
2	11
3	2
4	4
6	1
8	1
9	1
10	2
11	1
12	1

## Draft Picks by Team

Team	Selections
New York	4
Chicago	3
Milwaukee	3
Los Angeles Lakers (includes 1 as Minneapolis Lakers)	3
Minnesota	3
Denver	2
New Jersey	2
Phoenix	2
San Antonio	2
Atlanta	1
Boston	1
Detroit	1
Golden State	1
Houston	1
Orlando	1
Philadelphia	1
Portland	1
Sacramento	1
Seattle	1
Washington	1

## NBA Championships

Vernon Maxwell	1994	Houston Rockets
Vernon Maxwell	1995	Houston Rockets
Udonis Haslem	2006	Miami Heat
Jason Williams	2006	Miami Heat
Matt Bonner	2007	San Antonio Spurs
Corey Brewer	2011	Dallas Mavericks
Udonis Haslem	2012	Miami Heat
Mike Miller	2012	Miami Heat
Udonis Haslem	2013	Miami Heat
Mike Miller	2013	Miami Heat
Matt Bonner	2014	San Antonio Spurs
David Lee	2015	Golden State Warriors
Marreese Speights	2015	Golden State Warriors

## All-NBA Teams

Al Horford	2011 (3rd)	Atlanta Hawks
David Lee	2013 (3rd)	Golden State Warriors
Joakim Noah	2014 (1st)	Chicago Bulls

## NBA All-Stars

Al Horford	2010	Atlanta Hawks
David Lee	2010	New York Knicks
Al Horford	2011	Atlanta Hawks
David Lee	2013	Golden State Warriors
Joakim Noah	2013	Chicago Bulls
Joakim Noah	2014	Chicago Bulls
Al Horford	2015	Atlanta Hawks
Al Horford	2016	Atlanta Hawks
Bradley Beal	2018	Washington Wizards
Al Horford	2018	Boston Celtics

## NBA Defensive Player of the Year

Joakim Noah	2014	Chicago Bulls
-------------	------	---------------

## NBA Rookie of the Year

Mike Miller	2001	Orlando Magic
-------------	------	---------------

## NBA Sixth Man of the Year

Mike Miller	2006	Memphis Grizzlies
-------------	------	-------------------



# GATORS IN THE PROS



Bradley Beal earned his first NBA All-Star selection in 2018.

## NBA All-Defensive Team

Joakim Noah	2011 (2nd)	Chicago Bulls
Joakim Noah	2013 (1st)	Chicago Bulls
Joakim Noah	2014 (1st)	Chicago Bulls

## NBA All-Rookie Team

Jason Williams	1999 (1st)	Sacramento Kings
Mike Miller	2001 (1st)	Orlando Magic
Udonis Haslem	2004 (2nd)	Miami Heat
Al Horford	2008 (1st)	Atlanta Hawks
Chandler Parsons	2012 (2nd)	Houston Rockets
Bradley Beal	2013 (1st)	Washington Wizards

## NBA Stat Champions

Matt Bonner, 3-Point Pct.	2011	San Antonio Spurs	.457 (105-230)
---------------------------	------	-------------------	----------------

## NBA Rookie of the Month

Mike Miller	February 2001	Orlando Magic
Mike Miller	March 2001 (co)	Orlando Magic
Al Horford	November 2007 (East)	Atlanta Hawks
Al Horford	February 2008 (East)	Atlanta Hawks
Al Horford	March 2008 (East)	Atlanta Hawks
Bradley Beal	December 2012 (East)	Washington Wizards
Bradley Beal	January 2013 (East)	Washington Wizards

## NBA Player of the Month

Al Horford	January 2015 (co, East)	Atlanta Hawks
------------	-------------------------	---------------

## NBA Players of the Week

David Lee	2/1/09 (East)	New York Knicks
Al Horford	11/25/12 (East)	Atlanta Hawks
David Lee	12/16/12 (West)	Golden State Warriors
David Lee	2/3/13 (West)	Golden State Warriors
Al Horford	12/22/14 (East)	Atlanta Hawks
Al Horford	1/19/15 (East)	Atlanta Hawks
Bradley Beal	1/11/18 (East)	Washington Wizards

## Gators in the NBA D-League/G-League

Player	Years in NBDL	Team(s)
Dwayne Schintzius	2001-02 (1)	Mobile Revelers
Greg Stolt	2001-02 (1)	Huntsville Flight
Brent Wright	2001-02 (1)	Greenville Groove Stats
Justin Hamilton	2003-04 (1)	Roanoke Dazzle
Anthony Roberson	2005-07 (2)	Arkansas RimRockers
Matt Walsh	2005-06 (1)	Arkansas RimRockers
Chris Richard	2008-10 (3)	Sioux Falls Skyforce, Tulsa 66ers
Lee Humphrey	2011-12 (1)	Rio Grande Valley Vipers
Erik Murphy	2014-15 (1)	Austin Spurs
Casey Prather	2014-15 (1)	Bakersfield Jam
Michael Frazier II	2015-16 (1)	Los Angeles D-Fenders, Iowa Energy, Ft. Wayne Mad Ants
Jon Horford	2015-17 (3)	Canton Charge, Grand Rapids Drive
Chris Walker	2015-18 (3)	Rio Grande Valley Vipers
Devin Robinson	2017-18 (1)	Delaware 87ers, Westchester Knicks

## Gators in the CBA Draft

Player	Years at UF	Team	Round	Overall
Joe Lawrence	1984-87	Pensacola Tornadoes	2nd	17th
Clifford Lett	1987-90	Pensacola Tornadoes	7th	107th
Dwayne Davis	1988-91	Yakima Sun Kings	3rd	36th
Livingston Chatman	1988-91	Tulsa Fast Breakers	4th	66th
Stacey Poole	1990-93	Hartford Hellcats	1st	1st
Craig Brown	1991-94	Harrisburg Hammerheads	1st	15th
Andrew DeClercq	1992-95	Grand Rapids Hoops	7th	90th
Dan Cross	1992-95	Grand Rapids Hoops	7th	95th
Dametri Hill	1993-96	Florida Beachdogs	6th	65th
Kenyan Weaks	1997-2000	Grand Rapids Hoops	9th	85th

## Gators In The CBA

Player	Years at UF	Years in CBA
Andrew Moten	1984-87	1985
Ronnie Williams	1981-84	1988
Eugene McDowell	1982-85	1992
Stacey Poole	1990-93	1994
Craig Brown	1991-94	1995
Clifford Lett	1987-90	1995
Kenny McClary	1985-88	1996
Dan Cross	1992-95	2001
Dametri Hill	1993-96	2001

## Past Gators on Pro Staffs

Coaches	UF Role	Pro Seasons	Most Recent Role	Team
R.C. Buford	Assistant Coach	1994-present	General Manager	San Antonio Spurs
Phil Weber	Assistant Coach	1999-2008	Assistant Coach	Phoenix Suns
		2008-2012	Assistant Coach	New York Knicks
		2012-14	Consultant	Miami Heat
		2014-15	Head Coach	Sioux Falls Skyforce
		2015-17	Assistant Coach	New Orleans Pelicans
Lon Kruger	Head Coach	2000-02	Head Coach	Atlanta Hawks
	Assistant Coach	2003-04	Assistant Coach	New York Knicks
Kenny McCraney	Assistant Coach	2000-02	Video Coordinator	Miami Sol
		2002-present	Dir. of Team Services	Miami Heat
Mike Weinar	Manager	2008-present	Special Asst. to the HC	Dallas Mavericks
Matt Herring	Strength & Cond.	2011-13	Strength Coach	San Antonio Spurs
Mark Daigneault	Asst. to the HC	2014-present	Head Coach	Oklahoma City Blue
Ron Stewart	Assistant Coach	2014-present	Scout	Milwaukee Bucks
Oliver Winterbone	Video Coord.	2014-present	Director of Team R&D	Oklahoma City Thunder
Billy Donovan	Head Coach	2015-present	Head Coach	Oklahoma City Thunder
Anthony Grant	Assistant Coach	2015-17	Assistant Coach	Oklahoma City Thunder
Billy Schmidt	Asst. to the HC	2015-present	Quality Control Coach	Oklahoma City Thunder
Daniel Starkman	Manager	2015-present	Coord., Basketball Ops	Atlanta Hawks
Larry Shyatt	Assistant Coach	2016-present	Assistant Coach	Dallas Mavericks
Chad Mervis	Manager	2016-17	Player Personnel Intern	Charlotte Hornets
Billy Donovan	Player	2017-present	Operations/Player Dev.	Austin Spurs
Donnie Jones	Assistant Coach	2017-18	Scout	Los Angeles Clippers
Schuyler Rimmer	Player	2017-present	Player Dev./Video Asst.	Atlanta Hawks





### **Billy Donovan**

"Winning a national championship with no expectations – well maybe people can say, 'They got lucky, they got hot at the right time.' Then to win one with all of the expectations on you – I think they have to go down, in the word 'team,' as one of the greatest teams of all-time."

### **Al Horford**

"We enjoyed the entire process, not just the end result. We enjoyed being around each other, playing ball with each other, we were a family, and I wouldn't trade this experience for anything in the world."

### **Joakim Noah**

"People can say what they want, but in the end, they do have to say, 'Yeah, they did win back-to-back titles.'"

### **Lee Humphrey**

"Just the opportunity to play with this group made the game of basketball so enjoyable. We played the game the right way, we trusted and loved each other like family, and we accomplished things none of us ever dreamed of because of it."

### **Corey Brewer**

"We were the ultimate team. We were unselfish, we passed the ball, everyone made plays and everyone had a part in winning."

### **Two-Time National Champions**

With the expectations of a nation awaiting, the University of Florida took its place in history with its second consecutive national title in 2007. A year earlier, the Gators had taken the nation by storm with no expectations at all. A year later, they took everyone's best shot and were still the last team standing at the Georgia Dome. When it was all said and done, the Gators became the first team in 15 years to repeat and joined the great teams in college basketball history in the process. Champions Forever.

### **The "History Boys"**

After winning a second straight national title, Grant Wahl of Sports Illustrated dubbed these Gators as, "the History Boys, a once in a generation collective that achieved one of the rarest feats in modern American team sports." It was as much a tribute to the accomplishment as the path they paved to get there. The Gators were the epitome of unselfish. Its entire starting five averaged within 3.0 points of one another, but just as importantly, within 2.4 shots per game of one another, with none getting as many as 10.0 per game. The Gators posted 68 wins over the two years, tied for the fifth-highest two-year total in NCAA history. And in its two national titles, the Gators were dominant, outscoring opponents by 15.9 points per game over two years. A once in a generation collective indeed.

### **18 In A Row**

In 2006 and 2007 the University of Florida was at its best when the stakes were the highest – in postseason. During that time the Gators pieced together 18 consecutive postseason wins, the longest stretch since the great championship UCLA teams of John Wooden in the 1960s and '70s won 28 in a row (under a four-game NCAA Tournament format). Florida went 12-0 in the NCAA Tournament, winning eight of 12 by double-digits, and went 6-0 in the SEC Tournament with a pair of titles (to reach three in a row overall) in that time.

### **Donovan Joins Elite Company**

Billy Donovan became just the 12th coach to win multiple NCAA titles and one of only four active coaches to do so (Mike Krzyzewski 4, Jim Calhoun 3, Roy Williams 2). Furthermore, at 41 years of age in 2007, he became the third-youngest coach all-time to win multiple NCAA titles (Bobby Knight, Indiana – 35, 40; Phil Woolpert, San Francisco – 39, 40). He joined legendary Kentucky coach Adolph Rupp as the only coach in SEC history to boast multiple national titles.



# BACK-TO-BACK NATIONAL CHAMPIONS





# EXACTECH ARENA AT THE STEPHEN C. O'CONNELL CENTER



The Exactech Arena at the Stephen C. O'Connell Center reopened its doors for Florida basketball on Dec. 21, 2016, following a \$69.8 renovation project that commenced in March 2016. The renovation, a joint project between the University of Florida and the University Athletic Association, includes permanent chairback seating throughout the entire arena, new premium seating options, a center-hung scoreboard and entirely revamped service level, including locker rooms.

The 10-year naming agreement with Gainesville-based Exactech provided \$5.9 million in funding toward the renovation project.

In recent years, a trip to the O'Connell Center hasn't meant a pleasant and fun-filled stay in sunny Florida for visiting clubs. UF is 281-46 (.859) in the O'Connell Center since 1998-99, ranking in the top 10 nationally in home winning percentage during that time.

Florida posted a 40-game non-conference winning streak that lasted from 1998-2003, and since 1998-99 the Gators are 140-13 at home against non-SEC foes (.915).

Built in 1980 at a cost of \$14 million, the O'Connell Center – named for former UF President Stephen C. O'Connell (1967–73) – has become the showplace for college basketball in the state of Florida. In 2007-08 Florida shattered its attendance record as 226,815 fans flocked through the gates, while UF averaged a school-record 11,826 fans per game in 2006-07 and had over 10,500 fans at every game for the first time ever. A school-record 12,621 fans turned out to see the Gators defeat Ohio State on Dec. 23, 2006 in what would be a preview of the national title game.

The O'Connell Center had a \$10 million facelift in the summer of 1998 to replace the teflon coated roof with a permanent structure.

While the O'Connell Center has a reputation as an imposing basketball arena for visiting opponents with its 10,151 seats, the Center is also part of a centrally-located athletic complex. The facilities surrounding the O'Dome include Ben Hill Griffin Stadium at Florida Field, McKethan Stadium at Perry Field, Percy Beard Track at James G. Pressly Stadium, the Scott Linder Stadium and Perry Indoor Facility at Ring Tennis Complex and the University Golf Course with the Bostick Clubhouse.

The O'Connell Center also is the site of more than just Gator basketball games. It brings people together for many other sporting, entertainment, academic and business activities. Over the years, the facility has housed concerts, Disney shows, conventions, business exhibits, conferences, banquets, university and high school commencements, SEC and NCAA championship events.

## About Exactech

- Exactech helps surgeons worldwide make patients more mobile with innovative products for hip, knee and shoulder replacement, as well as spine surgery.
- Global headquarters on 20+ acre campus in Gainesville.
- Products distributed throughout the United States and in 35+ countries.
- 700+ employees worldwide
- More info at [exac.com](http://exac.com).

## Florida Basketball Home Courts

SITE	CAPACITY	FIRST GAME	LAST GAME	RECORD	PCT.
The Gym-1	—	Jan. 15, 1920	Feb. 26, 1927	19-8	.704
The New Gym-2	—	Jan. 6, 1928	Feb. 26, 1949	99-74	.572
Florida Gym-3	7,000	Jan. 7, 1950	Feb. 20, 1980	235-108	.685
O'Connell Center	10,151 (11,548*)	Dec. 30, 1980	—	429-121	.780
<b>Total</b>				<b>782-311</b>	<b>.715</b>

1 — Florida's first official gym was located just east of the stadium in the Murphree hall area.

2 — The "New Gym," which later housed the school of music.

3 — Alligator Alley, which also housed the College of Physical Education and Health.

\*Pre-renovation capacity



# EXACTECH ARENA AT THE STEPHEN C. O'CONNELL CENTER

## 1920-27: The Gym



Florida's first official gymnasium, known simply as "The Gym."

## 1928-49: New Gym



The "New Gym" (above and top right) was the SEC's best facility when constructed, housed in the College of Physical Education and Health.

## 1950-80: Florida Gym



Florida Gym, also known as Alligator Alley, was constructed in 1949 at a cost of \$1.65 million.

## O'Connell Center Firsts

First Game:	Florida vs. East Tennessee, 72-54, Dec. 30, 1980
First Points:	Vernon Delancy, Florida (12-foot jumper, 19:42)
First Foul:	Tim Strawbridge, Florida (19:20)
First Assist:	Vernon Delancy, Florida (19:19)
First Free Throw:	Mike Moses (19:04)
First Dunk:	Vernon Delancy (10:14)
First Technical:	Gator Bench vs. Auburn, Jan. 10, 1981
First 3-pointer:	Joe Lawrence vs. W. Carolina, Dec. 2, 1986
First 100-point Game:	vs. Central Florida, 106-55, Nov. 24, 1984
First 30-point Game:	Eugene McDowell (30), vs. Alabama, Jan. 26, 1985
First Win:	vs. East Tennessee, 72-54, Dec. 30, 1980
First SEC Win:	vs. Auburn, 63-59, Jan. 10, 1981
First Loss:	vs. LSU, 92-66, Jan. 3, 1981



## Exactech Arena Firsts

First Game:	Florida vs. Little Rock, 94-71 win, Dec. 21, 2016
First Points:	Kevarrius Hayes, Florida (dunk, 19:46)
First Foul:	Kevarrius Hayes, Florida (18:33)
First Assist:	Devin Robinson, Florida (19:46)
First Free Throw:	Jalen Jackson, Little Rock (14:15)
First Dunk:	Kevarrius Hayes, Florida (19:46)
First 3-pointer:	Kasey Hill, Florida (17:40)
First 100-point Game:	vs. Central Florida, 106-55, Nov. 24, 1984
First 30-point Game:	Egor Koulechov, Florida, 34 vs. Gardner-Webb, Nov. 13, 2017
First Win:	Little Rock, 94-71, Dec. 21, 2016
First SEC Win:	vs. Ole Miss, 70-63, Jan. 3, 2017
First Loss:	vs. Vanderbilt, 68-66, Jan. 21, 2017



## 1980: Stephen C. O'Connell Center constructed



# EXACTECH ARENA AT THE STEPHEN C. O'CONNELL CENTER

## Game Day Atmosphere

Exactech Arena is not just energetic on the court, but also on the sidelines and in the stands. The Rowdy Reptiles line the entire length of the court opposite the team bench, while the Dazzlers, Cheerleaders and Albert and Alberta pump up and entertain the crowd from tipoff to the final buzzer.



## Home Winning Streaks

- 33 (Nov. 11, 2012 – Nov. 14, 2014; ended Nov. 17, 2014 vs. Miami)
- 24 (March 1, 2006 – Nov. 20, 2007; ended Nov. 23, 2007 vs. FSU)
- 20 (Jan. 25, 2005 – Feb. 4, 2006; ended Feb. 8, 2006 vs. S. Carolina)
- 19 (Jan. 22, 2011 – Feb. 4, 2012; ended Feb. 11, 2012 vs. Tennessee)
- 19 (Feb. 2, 2002 – Feb. 25, 2003; ended March 8, 2003 vs. Kentucky)
- 18 (Jan. 22, 1985 – Feb. 4, 1987; ended Feb. 9, 1987 vs. Auburn)
- 17 (March 19, 2008 – Feb. 21, 2009; ended March 1, 2009 vs. Tenn.)
- 16 (Feb. 4, 1967 – Feb. 21, 1968; ended Feb. 24, 1968 vs. Miss. St.)
- 15 (Jan. 27, 2001 – Jan. 16, 2002; ended Jan. 19, 2002 vs. Georgia)
- 15 (Nov. 26, 1993 – Dec. 10, 1994; ended Dec. 21, 1994 vs. Jacksonville)
- 13 (Jan. 29, 2000 – Dec. 30, 2000; ended Jan. 17, 2001 vs. Georgia)
- 12 (Nov. 16, 1998 – Feb. 4, 1999; ended Feb. 6, 1999 vs. Ole Miss)
- 11 (Feb. 16, 1999 – Jan. 12, 2000; ended Jan. 18, 2000 vs. Tennessee)
- 11 (Feb. 11, 1987 – Jan. 27, 1988; ended Feb. 6, 1988 vs. Auburn)
- 10 (Jan. 12, 1940 – Dec. 12, 1941; ended Dec. 15, 1941 vs. Alabama)
- 10 (Feb. 3, 1951 – Jan. 5, 1952; ended Jan. 12, 1952 vs. Kentucky)

## Non-Conf. Home Winning Streaks

- 40 (Nov. 16, 1998 – Dec. 6, 2003; ended Dec. 10, 2003 vs. Maryland)
- 28 (Dec. 19, 2004 – Nov. 20, 2007; ended Nov. 23, 2007 vs. Florida St.)
- 27 (Dec. 18, 1953 – Dec. 7, 1959; ended Dec. 15, 1959 vs. Stetson)
- 25 (Dec. 22, 2010 – Nov. 14, 2014; ended Nov. 17, 2014 vs. Miami)
- 24 (Dec. 20, 1983 – Dec. 19, 1988; ended Dec. 22, 1988 vs. Pittsburgh)
- 18 (Nov. 27, 2007 – March 20, 2009; ended March 24, 2009 vs. Penn St.)
- 17 (Jan. 9, 1964 – Dec. 31, 1968; ended Jan. 18, 1969 vs. Furman)
- 15 (Jan. 6, 1939 – Dec. 13, 1944; ended Dec. 15, 1944 vs. Pinellas AAF)

## Home Records By Season

1915-16	0-0	1944-45	2-8	1969-70	6-4	1994-95	7-6
1919-20	0-0	1945-46	3-6	1970-71	9-5	1995-96	6-6
1920-21	0-1	1946-47	10-1	1971-72	7-5	1996-97	8-6
1921-22	4-0	1947-48	8-4	1972-73	8-3	1997-98	11-4
1922-23	1-0	1948-49	5-7	1973-74	8-4	1998-99	14-1
1923-24	4-1	1949-50	6-4	1974-75	9-4	1999-2000	15-1
1924-25	2-2	1950-51	8-2	1975-76	9-4	2000-01	13-2
1925-26	4-2	1951-52	10-1	1976-77	7-4	2001-02	13-2
1926-27	4-2	1952-53	6-3	1977-78	5-4	2002-03	15-1
1927-28	1-8	1953-54	4-6	1978-79	3-8	2003-04	11-4
1928-29	5-5	1954-55	9-2	1979-80	5-6	2004-05	13-3
1929-30	4-2	1955-56	8-3	1980-81	5-6	2005-06	16-2
1930-31	5-3	1956-57	8-3	1981-82	3-7	2006-07	18-0
1931-32	5-1	1957-58	7-3	1982-83	8-6	2007-08	17-4
1932-33	4-1	1958-59	7-5	1983-84	10-4	2008-09	18-2
1933-34	6-1	1959-60	5-7	1984-85	8-4	2009-10	13-4
1934-35	4-4	1960-61	8-0	1985-86	16-1	2010-11	14-3
1935-36	2-3	1961-62	9-2	1986-87	11-1	2011-12	14-2
1936-37	4-5	1962-63	8-4	1987-88	13-2	2012-13	15-0
1937-38	8-3	1963-64	6-5	1988-89	9-3	2013-14	17-0
1938-39	6-3	1964-65	12-1	1989-90	5-7	2014-15	11-5
1939-40	8-2	1965-66	8-3	1990-91	6-6	2015-16	12-4
1940-41	2-0	1966-67	10-1	1991-92	11-4	2016-17	9-1
1941-42	4-5	1967-68	10-1	1992-93	8-3	2017-18	12-5
1942-43	3-2	1968-69	10-1	1993-94	13-0		

## Stephen C. O'Connell

(1916-2001)

The first Florida alumnus to lead the University, O'Connell was born in West Palm Beach on January 22, 1916, and attended public school there and at Titusville. He enrolled at Florida in 1934, served as sophomore class president in 1935-36, and as president of the student body in 1938-39. He was a member of Florida Blue Key (President, 1939), Alpha Tau Omega (President, 1938), and the Newman Club (President, 1937). As a middleweight on the boxing team (Captain, 1938) he went undefeated. He was enrolled in an interdisciplinary Business Administration and Law program and received his B.S.B.A. and LL.B. degrees in 1940.

O'Connell began his law career in Fort Lauderdale in 1940 but soon left to accept a civilian appointment as director of physical training for the Third Air Force at Tampa, Florida. He was called to active duty when the United States entered World War II. He finished the war with the rank of major and was executive officer of a bomber group in Okinawa.

After returning to Fort Lauderdale and his law practice in 1946, O'Connell married Rita McTigue the same year. O'Connell was active in the Democratic Party in Broward County and served on several senatorial and gubernatorial campaigns. In 1955, he was appointed to the Florida Supreme Court by Governor Leroy Collins and was later elected chief justice of the court in July 1967.

O'Connell's selection as President of the University was announced on September 1, 1967, and he took office in October. His inauguration was held October 7, 1968.

President O'Connell announced his retirement on June 28, 1973. Executive Vice President E. Travis York, Jr. served as interim president until August, 1974. After stepping down, O'Connell returned to his home and law practice in Tallahassee, where he remained active with the University of Florida. He died on April 14, 2001 at the age of 85.



# ATTENDANCE FIGURES

## Single-Game Attendance Highs

RANK	ATTENDANCE	OPPONENT	DATE	SCORE	RESULT
1.	12,633	Kentucky	Sat., Feb. 5, 2011	70-68	W
2.	12,630	Tennessee	Sat., Feb. 12, 2011	61-60	W
3.	12,621	Ohio State	Sat., Dec. 23, 2006	86-60	W
4.	12,618	Kentucky	Tues., Jan. 12, 2010	77-89	L
5.	12,614	Kentucky	Sun., March 4, 2007	85-72	W
6.	12,609	Arkansas	Sat., Feb. 23, 2013	71-54	W
	12,609	Kentucky	Sat., Feb. 4, 2006	95-80	W
8.	12,604	Kentucky	Sat., March 8, 2014	84-65	W
9.	12,602	Kentucky	Sun., March 6, 2005	53-52	W
10.	12,599	Florida State	Fri., Nov. 25, 2005	74-66	W
11.	12,598	Alabama	Wed., Feb. 14, 2007	76-67	W
12.	12,597	Missouri	Sat., Jan. 19, 2013	83-52	W
13.	12,589	LSU	Sat., March 1, 2014	79-61	W
14.	12,581	Kentucky	Sat., March 8, 2003	67-69	L
15.	12,578	Kentucky	Sat., Feb. 7, 2015	61-68	L
16.	12,543	Vanderbilt	Sat., Feb. 21, 2009	82-68	W
17.	12,522	Ole Miss	Sat., Feb. 2, 2013	78-64	W
18.	12,520	Alabama	Sat., Feb. 8, 2014	78-69	W
19.	12,511	Kentucky	Sun., March 4, 2001	94-86	W
20.	12,498	Tennessee	Sat., Jan. 10, 2004	95-57	W

## Year-By-Year Home Attendance

SEASON	GAMES	TOTAL	AVG.	RECORD	PCT.
1980-81	11	80,246	7,295	5-6	.454
1981-82	10	75,822	7,582	3-7	.300
1982-83	14	93,190	6,656	8-6	.571
1983-84	14	93,932	6,709	10-4	.714
1984-85	12	104,938	8,745	8-4	.667
1985-86	17	128,558	7,562	16-1	.941
1986-87	12	129,205	10,767	11-1	.917
1987-88	15	151,654	10,110	13-2	.867
1988-89	12	112,802	9,400	9-3	.750
1989-90	12	90,489	7,541	5-7	.417
1990-91	12	85,739	7,145	6-6	.500
1991-92	15	109,630	7,309	11-4	.733
1992-93	11	102,231	9,294	8-3	.727
1993-94	13	121,005	9,308	13-0	1.000
1994-95	13	127,898	9,838	7-6	.538
1995-96	12	94,757	7,896	6-6	.500
1996-97	14	89,614	6,401	8-6	.571
1997-98	15	115,858	7,724	11-4	.733
1998-99	15	135,276	9,018	14-1	.933
1999-2000	16	156,524	9,783	15-1	.938
2000-01	15	158,149	10,543	13-2	.867
2001-02	15	162,069	10,805	13-2	.867
2002-03	16	167,827	10,489	15-1	.938
2003-04	15	165,705	11,047	11-4	.733
2004-05	16	165,600	10,350	13-3	.813
2005-06	18	195,331	10,852	16-2	.889
2006-07	18	212,866	11,826	18-0	1.000
2007-08	21	226,815	10,801	17-4	.810
2008-09	20	206,547	10,327	18-2	.900
2009-10	17	186,106	10,947	13-4	.765
2010-11	17	173,158	10,186	14-3	.824
2011-12	16	166,951	10,434	14-2	.875
2012-13	15	160,160	10,677	15-0	1.000
2013-14	17	195,013	11,471	17-0	1.000
2014-15	16	169,123	10,570	11-5	.688
2015-16	16	154,982	9,686	12-4	.750
2016-17	10	106,905	10,690	9-1	.900
2017-18	17	165,446	9,732	12-5	.706
<b>Totals</b>	<b>560</b>	<b>5,338,121</b>	<b>9,532</b>	<b>438-122</b>	<b>.782</b>

## Largest Crowds To Watch Florida Basketball

79,444	at AT&T Stadium vs. Connecticut, April 5, 2014 (NCAA Tournament Semifinal)
53,510	at Georgia Dome vs. UCLA, March 31, 2007 (NCAA Tournament Semifinal)
51,458	at Georgia Dome vs. Ohio State, April 2, 2007 (NCAA Tournament Final)
43,822	at RCA Dome vs. George Mason, April 1, 2006 (NCAA Tournament Semifinal)
43,168	at RCA Dome vs. UCLA, April 3, 2006 (NCAA Tournament Final)
43,116	at RCA Dome vs. Michigan State, April 3, 2000 (NCAA Tournament Final)
43,116	at RCA Dome vs. North Carolina, April 1, 2000 (NCAA Tournament Semifinal)
40,639	at Cowboys Stadium vs. FGCU, March 29, 2013 (NCAA Tournament Regional Semifinal)
36,585	at Cowboys Stadium vs. Michigan, March 31, 2013 (NCAA Tournament Regional Final)
30,681	at Carrier Dome vs. Duke, March 24, 2000 (NCAA Tournament)
30,388	at Carrier Dome vs. Oklahoma State, March 26, 2000 (NCAA Tournament)
28,246	at Carrier Dome vs. Alaska-Anchorage, Dec. 8, 1990 (Carrier Classic)
27,929	at Carrier Dome vs. UNC Charlotte, Dec. 7, 1990 (Carrier Classic)
26,214	at Edward Jones Dome vs. Butler, March 23, 2007 (NCAA Sweet 16)
25,947	at Edward Jones Dome vs. Oregon, March 25, 2007 (NCAA Tournament Elite Eight)
25,127	at Georgia Dome vs. Arkansas, March 5, 1999 (SEC Tournament)

## O'Connell Center Records By Opponent

Alabama	19-6	Louisiana Tech	1-0	Southern University	2-0
Alabama State	2-0	Louisville	0-1	Southern Mississippi	1-0
Albany	1-0	Loyola Chicago	0-1	Southern Utah	1-0
American University	2-0	Marquette	1-0	Stetson	14-1
Arizona	17-0	Maryland	0-1	Tennessee	23-12
Arkansas	13-2	McNeese State	1-0	Tennessee-Chattanooga	1-0
Arkansas-Little Rock	2-0	Miami (Fla.)	5-2	Tennessee Tech	1-0
Auburn	21-5	Michigan State	1-0	Texas	1-2
Augusta	1-0	Middle Tennessee	1-0	Texas A&M	4-0
Baylor	1-0	Mississippi	20-5	Texas Christian	1-0
Belmont	1-0	Mississippi State	21-5	Texas Southern	1-0
Bethune-Cookman	6-0	Mississippi Valley State	1-0	Toledo	1-0
Biscayne	3-0	Missouri	3-0	Towson	1-0
Bradley	1-0	Missouri State	1-0	Troy	1-0
Charleston Southern	5-0	Montana State	1-0	Tulane	1-0
Coastal Carolina	3-0	Morehead State	2-0	UAB	1-0
Connecticut	0-1	Morgan State	1-0	UCF	8-0
Creighton	1-0	NC Central	1-0	UNC Wilmington	2-0
DePaul	1-0	New Hampshire	3-0	Vanderbilt	28-9
Duquesne	1-0	New Orleans	2-0	Vermont	1-0
East Tennessee State	1-0	Nicholls State	1-0	Villanova	0-1
Eastern Illinois	1-0	North Carolina A&T	2-0	VMI	1-0
Eastern Kentucky	2-0	North Carolina State	1-0	Wake Forest	0-1
Florida A&M	10-0	North Dakota State	1-0	West Virginia	1-0
Florida Atlantic	3-0	North Florida	5-0	Western Carolina	1-0
Florida Gulf Coast	2-0	Northeastern	1-0	Wichita State	1-0
Florida International	1-0	Ohio State	2-2	William & Mary	1-0
Florida State	12-6	Penn State	0-1	Wisconsin	1-0
Gardner-Webb	1-0	Pittsburgh	0-1	Xavier	0-1
Georgetown	0-1	Prairie View A&M	1-0	Yale	2-0
Georgia	26-11	Presbyterian	1-0		
Georgia Southern	4-0	Providence	1-0		
Georgia Tech	1-0	Radford	1-0		
High Point	3-0	Rhode Island	1-0		
Howard	1-0	Richmond	3-0		
Illinois	0-1	Rutgers	2-0		
Incarnate Word	1-0	Sam Houston State	1-0		
Jackson State	1-0	Samford	1-0		
Jacksonville	13-2	San Diego State	1-0		
James Madison	1-0	Savannah State	3-0		
Kansas	1-1	St. Francis (Pa.)	1-0		
Kent State	1-0	St. Leo	2-0		
Kentucky	18-20	St. Peter's	1-0		
Liberty	1-0	Siena	1-0		
Long Island	1-0	South Alabama	1-1		
Longwood	1-0	South Carolina	19-6		
Louisiana-Monroe	1-0	South Florida	7-2		
LSU	15-11	Southeastern Louisiana	1-0		



## 2018-19 OPPONENTS



### Alabama Crimson Tide

**Date:** Saturday, Feb. 16 (Away)  
**Home Venue:** Coleman Coliseum (15,383), Tuscaloosa, Ala.  
**Coach:** Avery Johnson; 57-46/4th at Alabama/career  
**Conference:** Southeastern (SEC)  
**2017-18 Record/Postseason:** 20-16 (8-10)/NCAA 2nd Rd. (9 Seed)  
**SID:** Aaron Jordan, (205) 348-5401, ajordan@ia.ua.edu  
**Website:** rolltide.com  
**UF Series Record:** 68-75  
**Last Meeting:** Florida 73, Alabama 52; Feb. 27, 2018 (Tuscaloosa)



### Arkansas Razorbacks

**Dates:** Wednesday, Jan. 9 (Away)  
**Home Venue:** Bud Walton Arena (19,200), Fayetteville, Ark.  
**Coach:** Mike Anderson; 151-86/8th at Arkansas, 351-184/17th career  
**Conference:** Southeastern (SEC)  
**2017-18 Record/Postseason:** 23-12 (10-8)/NCAA 1st Round (7 Seed)  
**SID:** Mike Cawood, (479) 575-3114, tmcawood@uark.edu  
**Website:** arkansasrazorbacks.com  
**UF Series Record:** 23-12  
**Last Meeting:** Arkansas 80, Florida 72; March 9, 2018 (St. Louis)



### Auburn Tigers

**Date:** Tuesday, Feb. 5 (Away)  
**Home Venue:** Auburn Arena (9,121), Auburn, Ala.  
**Coach:** Bruce Pearl; 70-62/5th at Auburn, 532-227/24th career  
**Conference:** Southeastern (SEC)  
**2017-18 Record/Postseason:** 26-8 (13-5)/NCAA 2nd Round (4 Seed)  
**SID:** Cody Voga, (334) 750-9023, voga@auburn.edu  
**Website:** auburntigers.com  
**UF Series Record:** 79-87  
**Last Meeting:** Florida 72, Auburn 66; Feb. 24, 2018 (Gainesville)



### Butler Bulldogs

**Date:** Saturday, Dec. 29 (Home)  
**Home Venue:** Hinkle Fieldhouse (9,100), Indianapolis, Ind.  
**Coach:** LaVall Jordan; 21-14/2nd at Butler, 32-38/3rd career  
**Conference:** Big East  
**2017-18 Record/Postseason:** 21-14 (9-9)/NCAA 2nd Rd. (10 Seed)  
**SID:** John Dedman, (317) 940-9414, jdedman@butler.edu  
**Website:** butlersports.com  
**UF Series Record:** 2-1  
**Last Meeting:** Butler 74, Florida 71 (OT); March 26, 2011 (New Orleans)



### Charleston Southern Buccaneers

**Date:** Friday, Nov. 9 (Home)  
**Home Venue:** Buccaneer Fieldhouse (1,000), Charleston, S.C.  
**Coach:** Barclay Radebaugh; 175-222/14th at Charleston Southern, 196-230/15th career  
**Conference:** Big South  
**2017-18 Record/Postseason:** 15-16 (9-9)/None  
**SID:** Kevin O'Rourke, (843) 863-7289, korourke@csuniv.edu  
**Website:** csusports.com  
**UF Series Record:** 5-0  
**Last Meeting:** Florida 89, CSU 64; Dec. 19, 2007 (Gainesville)



### Florida Gulf Coast Eagles

**Date:** Saturday, Dec. 22 (BB&T Center; Sunrise, Fla.)  
**Home Venue:** Alico Arena (4,333), Fort Myers, Fla.  
**Coach:** Michael Fly; 0-0/1st at FGCU/career  
**Conference:** Atlantic Sun  
**2017-18 Record/Postseason:** 23-12 (12-2)/NIT 1st Round (7 Seed)  
**SID:** Jason MacBain, (239) 590-7061, jmacbain@fgcu.edu  
**Website:** fgcuathletics.com  
**UF Series Record:** 4-0  
**Last Meeting:** Florida 80, FGCU 59; Nov. 11, 2016 (Jacksonville)



### Florida State Seminoles

**Date:** Tuesday, Nov. 6 (Away)  
**Home Venue:** Donald L. Tucker Center (12,100), Tallahassee, Fla.  
**Coach:** Leonard Hamilton; 305-207/17th at FSU, 505-417/31st career  
**Conference:** Atlantic Coast (ACC)  
**2017-18 Record/Postseason:** 23-12 (9-9)/NCAA Elite Eight (9 Seed)  
**SID:** Chuck Walsh, (850) 644-1077, cwals@fsu.edu  
**Website:** seminoles.com  
**UF Series Record:** 43-26  
**Last Meeting:** Florida State 83, Florida 66; Dec. 4, 2017 (Gainesville)



### Georgia Bulldogs

**Dates:** Saturday, Jan. 19 (Away); Saturday, March 2 (Home)  
**Home Venue:** Stegeman Coliseum (10,523), Athens, Ga.  
**Coach:** Tom Crean; 0-0/1st at Georgia, 356-231/19th career  
**Conference:** Southeastern (SEC)  
**2017-18 Record/Postseason:** 18-15 (7-11)/None  
**SID:** Mike Mobley, (706) 542-1231, mmobley@sports.uga.edu  
**Website:** georgiadogs.com  
**UF Series Record:** 113-102  
**Last Meeting:** Georgia 72, Florida 69 (OT); Feb. 14, 2018 (Gainesville)



### Kentucky Wildcats

**Dates:** Saturday, Feb. 2 (Home); Saturday, March 9 (Away)  
**Home Venue:** Rupp Arena (23,000), Lexington, Ky.  
**Coach:** John Calipari; 275-64/10th at Kentucky, 678-202/27th career  
**Conference:** Southeastern (SEC)  
**2017-18 Record/Postseason:** 26-11 (10-8)/NCAA Sweet 16 (5 Seed)  
**SID:** Eric Lindsey, (859) 257-3838, eric.lindsey@uky.edu;  
 Deb Moore, (859) 257-3838, deb.moore@uky.edu  
**Website:** ukathletics.com  
**UF Series Record:** 40-100  
**Last Meeting:** Florida 80, Kentucky 67; March 3, 2018 (Gainesville)

## 2018-19 OPPONENTS

**La Salle Explorers**

**Date:** Wednesday, Nov. 14 (Home)  
**Home Venue:** Tom Gola Arena at TruMark Financial Center (3,400), Philadelphia, Pa.  
**Coach:** Ashley Howard; 0-0/1st at La Salle/career  
**Conference:** Atlantic 10  
**2017-18 Record/Postseason:** 13-19 (7-11)/None  
**SID:** Dan Lobacz, (215) 951-1932, lobacz@lasalle.edu  
**Website:** goexplorers.com  
**UF Series Record:** 0-1  
**Last Meeting:** La Salle 76, Florida 69; Dec. 28, 1989 (New Orleans)

**LSU Tigers**

**Date:** Wednesday, Feb. 20 (Away); Wednesday, March 6 (Home)  
**Home Venue:** Pete Maravich Assembly Center (13,215), Baton Rouge, La.  
**Coach:** Will Wade; 18-15/2nd at LSU, 109-60/6th career  
**Conference:** Southeastern (SEC)  
**2017-18 Record/Postseason:** 18-15 (8-10)/NIT 2nd Round (3 Seed)  
**SID:** Kent Lowe, (225) 578-1864, clowe@lsu.edu  
**Website:** lsusports.net  
**UF Series Record:** 46-63  
**Last Meeting:** Florida 73, LSU 64; Feb. 7, 2018 (Gainesville)

**Mercer Bears**

**Date:** Tuesday, Dec. 18 (Home)  
**Home Venue:** Hawkins Arena (3,500), Macon, Ga.  
**Coach:** Bob Hoffman; 198-145/11th at Mercer, 510-299/25th career  
**Conference:** Southern (SoCon)  
**2017-18 Record/Postseason:** 19-15 (11-7), CBI 2nd Round  
**SID:** Will Tharp, (478) 301-5218, tharp\_wb@mercer.edu  
**Website:** mercerbears.com  
**UF Series Record:** 6-7  
**Last Meeting:** Florida 76, Mercer 54; Nov. 13, 2016 (Jacksonville)

**Michigan State Spartans**

**Date:** Saturday, Dec. 8 (Home)  
**Home Venue:** Breslin Center (14,759), East Lansing, Mich.  
**Coach:** Tom Izzo; 574-225/24th at Michigan State/career  
**Conference:** Big Ten  
**2017-18 Record/Postseason:** 30-5 (16-2)/NCAA 2nd Round (3 Seed)  
**SID:** Matt Larson, (517) 355-2271, larson@ath.msu.edu;  
 Mike "Mex" Carey, carey@ath.msu.edu  
**Website:** msuspartans.com  
**UF Series Record:** 3-4  
**Last Meeting:** Mich. State 58, Florida 52; Dec. 12, 2015 (East Lansing)

**Ole Miss Rebels**

**Date:** Wednesday, Jan. 30 (Home)  
**Home Venue:** Pavilion at Ole Miss (9,500), Oxford, Miss.  
**Coach:** Kermit Davis; 0-0/1st at Ole Miss, 403-28/21st career  
**Conference:** Southeastern (SEC)  
**2017-18 Record/Postseason:** 12-20 (5-13)/None  
**SID:** Adam Kuffner, (662) 915-7031, kuffner@olemiss.edu  
**Website:** olemisssports.com  
**UF Series Record:** 65-46  
**Last Meeting:** Ole Miss 78, Florida 72; Jan. 13, 2018 (Oxford)

**Mississippi State Bulldogs**

**Date:** Tuesday, Jan. 15 (Away)  
**Home Venue:** Humphrey Coliseum (10,575), Starkville, Miss.  
**Coach:** Ben Howland; 55-45/4th at Miss. State, 456-251/23rd career  
**Conference:** Southeastern (SEC)  
**2017-18 Record/Postseason:** 25-12 (9-9)/NIT Semifinals (4 Seed)  
**SID:** Matt Dunaway, (662) 325-3595,  
 mdunaway@athletics.msstate.edu  
**Website:** hailstate.com  
**UF Series Record:** 65-49  
**Last Meeting:** Florida 71, Mississippi St. 54; Jan. 10, 2018 (Gainesville)

**Missouri Tigers**

**Date:** Saturday, Feb. 23 (Home)  
**Home Venue:** Mizzou Arena (15,061), Columbia, Mo.  
**Coach:** Cuonzo Martin; 20-13/2nd at Missouri, 206-134/11th career  
**Conference:** Southeastern (SEC)  
**2017-18 Record/Postseason:** 20-13 (10-8)/NCAA 1st Round (8 Seed)  
**SID:** TBA  
**Website:** mutigers.com  
**UF Series Record:** 6-2  
**Last Meeting:** Florida 77, Missouri 75; Jan. 6, 2018 (Columbia)

**North Florida Ospreys**

**Date:** Tuesday, Nov. 27 (Home)  
**Home Venue:** UNF Arena (5,800), Jacksonville, Fla.  
**Coach:** Matthew Driscoll; 147-150/10th at UNF, 173-227/13th career  
**Conference:** Atlantic Sun  
**2017-18 Record/Postseason:** 14-19 (7-7)/None  
**SID:** Brian Morgan, (904) 620-4027, b.morgan@unf.edu  
**Website:** unfospreys.com  
**UF Series Record:** 7-0  
**Last Meeting:** Florida 108, UNF 68; Nov. 16, 2017 (Gainesville)

**Oklahoma Sooners**

**Date:** Wednesday, Nov. 21 (Battle 4 Atlantis; Imperial Arena; Paradise Island, Bahamas)  
**Home Venue:** Lloyd Noble Center (11,562), Norman, Okla.  
**Coach:** Lon Kruger; 140-91/8th at Oklahoma, 619-395/33rd career  
**Conference:** Big 12  
**2017-18 Record/Postseason:** 18-14 (8-10)/NCAA 1st Rd. (10 Seed)  
**SID:** Ben Coldagelli, (405) 325-7014, bcoldagelli@ou.edu  
**Website:** soonersports.com  
**UF Series Record:** 2-0  
**Last Meeting:** Florida 84, Oklahoma 52; Jan. 28, 2017 (Norman)

## 2018-19 OPPONENTS



### South Carolina Gamecocks

**Date:** Saturday, Jan. 5 (Home)  
**Home Venue:** Colonial Life Arena (18,000), Columbia, S.C.  
**Coach:** Frank Martin; 113-90/7th at S.C., 230-144/12th career  
**Conference:** Southeastern (SEC)  
**2017-18 Record/Postseason:** 17-16 (7-11)/None  
**SID:** Emily Miles, (803) 777-5204, efeeney@mailbox.sc.edu  
**Website:** gamecocksonline.com  
**UF Series Record:** 45-26  
**Last Meeting:** Florida 65, South Carolina 41; Feb. 10, 2018 (Columbia)



### Stanford Cardinal

*Potential Battle 4 Atlantis Opponent*  
**Date:** Thursday, Nov. 22 (Battle 4 Atlantis; Imperial Arena; Paradise Island, Bahamas)  
**Home Venue:** Maples Pavilion (7,233), Stanford, Calif.  
**Coach:** Jerod Haase; 33-33/3rd at Stanford, 113-86/7th career  
**Conference:** Pac-12  
**2017-18 Record/Postseason:** 19-16 (11-7)/NIT 2nd Round (3 Seed)  
**SID:** Doug Drabik, (650) 683-5528, ddrabik@stanford.edu  
**Website:** gostanford.com  
**UF Series Record:** 1-4  
**Last Meeting:** Florida 108, Stanford 87; Nov. 23, 2017 (Portland)



### Tennessee Volunteers

**Date:** Saturday, Jan. 12 (Home); Saturday, Feb. 9 (Away)  
**Home Venue:** Thompson-Boling Arena (21,678), Knoxville, Tenn.  
**Coach:** Rick Barnes; 57-44/4th at Tennessee, 661-358/32nd career  
**Conference:** Southeastern (SEC)  
**2017-18 Record/Postseason:** 26-9 (13-5)/NCAA 2nd Round (3 Seed)  
**SID:** Tom Satkowiak, (865) 974-1212, tomsid@utk.edu  
**Website:** utsports.com  
**UF Series Record:** 57-74  
**Last Meeting:** Tennessee 62, Florida 57; Feb. 21, 2018 (Knoxville)



### Texas A&M Aggies

**Date:** Tuesday, Jan. 22 (Home)  
**Home Venue:** Reed Arena (12,989), College Station, Texas  
**Coach:** Billy Kennedy; 137-98/8th at Texas A&M, 348-277/21st career  
**Conference:** Southeastern (SEC)  
**2017-18 Record/Postseason:** 22-13 (9-9)/NCAA Sweet 16 (7 Seed)  
**SID:** TBA  
**Website:** 12thman.com  
**UF Series Record:** 7-4  
**Last Meeting:** Florida 83, Texas A&M 66; Jan. 2, 2018 (College Station)



### TCU Horned Frogs

**Date:** Saturday, Jan. 26 (Away)  
**Home Venue:** Ed and Rae Schollmaier Arena (6,700), Ft. Worth, Texas  
**Coach:** Jamie Dixon; 45-27/3rd at TCU, 373-150/16th career  
**Conference:** Big 12  
**2017-18 Record/Postseason:** 21-12 (9-9)/NCAA 1st Round (6 Seed)  
**SID:** Steven Schoon, (817) 257-5299, s.schoon@tcu.edu  
**Website:** gofrogs.com  
**UF Series Record:** 2-0  
**Last Meeting:** Florida 77, TCU 75; March 17, 1986 (Gainesville)



### Vanderbilt Commodores

**Date:** Wednesday, Feb. 13 (Home); Wednesday, Feb. 27 (Away)  
**Home Venue:** Memorial Gym (14,316), Nashville, Tenn.  
**Coach:** Bryce Drew; 31-36/3rd at Vanderbilt, 155-85/8th career  
**Conference:** Southeastern (SEC)  
**2017-18 Record/Postseason:** 12-20 (6-12)/None  
**SID:** Andy Boggs, (615) 343-1847, andy.boggs@vanderbilt.edu  
**Website:** vucommodores.com  
**UF Series Record:** 64-71  
**Last Meeting:** Vanderbilt 71, Florida 68; Feb. 17, 2018 (Nashville)



### West Virginia Mountaineers

**Date:** Tuesday, Dec. 4 (Jimmy V Classic; Madison Square Garden; New York)  
**Home Venue:** WVU Coliseum (14,000), Morgantown, W.Va.  
**Coach:** Bob Huggins; 255-130/12th at WVU, 845-341/37th career  
**Conference:** Big 12  
**2017-18 Record/Postseason:** 26-11 (11-7)/NCAA Sweet 16 (5 Seed)  
**SID:** Bryan Messerly, (304) 293-2821, bryan.messerly@mail.wvu.edu  
**Website:** wvusports.com  
**UF Series Record:** 5-3  
**Last Meeting:** Florida 88, West Virginia 71; Jan. 30, 2016 (Gainesville)



### Wisconsin Badgers

*Potential Battle 4 Atlantis Opponent*  
**Date:** Thursday, Nov. 22 (Battle 4 Atlantis; Imperial Arena; Paradise Island, Bahamas)  
**Home Venue:** Kohl Center (17,287), Madison, Wisc.  
**Coach:** Greg Gard; 57-36/4th at Wisconsin/career  
**Conference:** Big Ten  
**2017-18 Record/Postseason:** 15-18 (7-11)/None  
**SID:** Patrick Herb, (608) 957-2085, pah@athletics.wisc.edu  
**Website:** uwbadgers.com  
**UF Series Record:** 3-2  
**Last Meeting:** Florida 84, Wisconsin 83 (OT); March 24, 2017 (New York)



### Battle 4 Atlantis

**Date:** Friday, Nov. 23 (Paradise Island, Bahamas)  
*Possible Opponents (Coach; Record; 2017-18 Record; UF Series Record)*  
**Butler Bulldogs:** LaVall Jordan; 21-14/2nd at Butler, 32-38/3rd career; 21-14 (9-9 Big East); 2-1  
**Dayton Flyers:** Anthony Grant; 14-17/2nd at Dayton, 207-127/11th career; 14-17 (8-10 A-10); 1-0  
**Middle Tennessee Blue Raiders:** Nick McDevitt; 0-0/1st at Middle Tennessee/98-66, 6th career; 25-8 (16-2 C-USA); 2-0  
**Virginia Cavaliers:** Tony Bennett; 219-86/10th at Virginia, 288-119/13th career; 31-3 (17-1 ACC); 2-1



# UNIVERSITY OF FLORIDA



## DR. KENT FUCHS

### University of Florida President

Dr. Kent Fuchs became the 12th President of the University of Florida in January 2015. Under President Fuchs' leadership, the university has developed shared goals for the decade ahead. UF's overarching aspiration is to be a premier comprehensive university that the state, nation and world look to for leadership.

UF became the first Florida school to break into the list of top 10 best public universities, coming in at No. 9, according to the 2018 U.S. News & World Report Best Colleges rankings, which was announced on Sept. 13, 2017.

The U.S. News rankings are based on up to 15 key measures of quality that are used to capture the various dimensions of academic quality at each university. The measures fall into seven broad areas: undergraduate academic reputation; graduation and retention rates; faculty resources; student selectivity; financial resources; alumni giving; and graduation rate performance.

"This is a significant milestone that we can all be proud of, and it happened as the result of many years of focused work and a keen sense of purpose," Fuchs said last September. "Our faculty – the core of our academic reputation – and staff deserve tremendous credit for lifting us up to get us here, as do previous leaders, particularly Bernie Machen, and UF's Board of Trustees. We also owe a huge debt of gratitude to the Legislature, Gov. Rick Scott and the Board of Governors for their continued support to ensure that the nation's third most-populous state has the world-class university it deserves."

Previous to the UF presidency, Dr. Fuchs spent six years as provost of Cornell University. He was appointed provost after serving as Cornell's Joseph Silbert Dean of Engineering from 2002 to 2008. He joined Cornell from Purdue University, where he headed the School of Electrical and Computer Engineering from 1996 to 2002. He was a professor in the Department of Electrical and Computer Engineering and the Coordinated Science Laboratory at the University of Illinois

from 1985 to 1996.

He is a fellow of the American Academy of Arts and Sciences, the American Association for the Advancement of Science, the Institute of Electrical and Electronics Engineers, and the Association for Computing Machinery, and has received numerous awards for teaching and research.

President Fuchs earned his doctorate in electrical and computer engineering from the University of Illinois, and a master of divinity from Trinity Evangelical Divinity School in Chicago. He credits divinity school with teaching him communication and community-building skills, and to balance his innately analytic perspective with a deep appreciation for people and for human relationships. He also holds a bachelor of science in engineering from Duke University.

Dr. Fuchs is married to Linda Moskeland Fuchs, an art historian whose scholarship centers on the sculpture of sarcophagi created in the first centuries of Christian art-making. Mrs. Fuchs has two master's degrees in art history, from the University of Chicago and Cornell, and

a third in Biblical studies, from Trinity Evangelical Divinity School. The Fuchses have three sons and a daughter, Micah, Eric, Isaac and Christine, as well as a daughter-in-law, son-in-law, and two grandsons.

Born on an Oklahoma farm in 1954, President Fuchs spent much of his youth in Alaska before moving to Miami, where he graduated from Miami Killian Senior High School. His two younger brothers and stepmother live in South Florida.



- UF is a top-10 public research institution that consistently ranks in among the nation's very best universities: No. 9 in the U.S. News & World Report "Best Public Universities" (2018), No. 2 in Kiplinger's "Best Values in Public Colleges" (2018), No. 10 in Forbes' "Best Value Colleges, Public" (2018), and No. 9 in Washington Monthly's list of "Best Colleges Among Publics" (2017).
- The state's oldest university, UF traces its beginnings to 1853. Today, the university has more than 55,000 students and 16 colleges.

- UF's fall 2018 class was admitted with an average GPA of 4.4 and average SAT score of 1364.
- In 1985, UF became a member of the Association of American Universities, the higher education organization comprising the top 62 public and private institutions in North America.
- UF's economic impact on the state totals more than \$12 billion annually in industry output or sales revenue and more than 135,000 full-time and part-time jobs – on par with the state's trucking industry, its grocery store sector or the total of all home

construction activities in Florida.

- UF alumni include nine former Florida governors, two Nobel Prize laureates, eight NASA astronauts and eight former U.S. Ambassadors.
- UF counts 45 faculty elections to the National Academies of Sciences, Engineering and Medicine and the American Academy of Arts and Sciences.

# UNIVERSITY ATHLETIC ASSOCIATION



## SCOTT STRICKLIN Athletic Director

Hired on Nov. 1, 2016, it has not taken long for Florida Athletic Director Scott Stricklin to become acclimated to the championship culture at the University Athletic Association. Four national championships (Women's Tennis, 2017; Men's Outdoor Track & Field, 2017; Baseball, 2017; Men's Indoor Track & Field 2018) and 13 conference titles have already been added to the mantle during his tenure.

The Gators have now won a national championship in 10 straight years and have earned 40 in school history. UF is one of three schools to win at least one national championship in each of the last 10 years and owns 19 national titles during that time.

Overall, a school-record 12 Gator athletic teams finished in the top five in the nation in 2017-18. Florida finished third in the 2017-18 Learfield Directors Cup, marking the 10th-straight Gator top-five finish and the 35th straight year the Gators have finished in the top 10. UF is the only school in the nation to finish in the top 10 in each year of that period.

Florida also won seven conference titles in the past year – a league-high six in the Southeastern Conference (men's swimming, volleyball, softball, baseball, men's & women's outdoor track & field) and one in the BIG EAST (lacrosse). In addition, Florida won its 28th overall and 12th consecutive SEC All-Sports Trophy. The SEC Men's All-Sports Trophy also went to the Gators.

Off the field, Florida student-athletes posted a 3.15 cumulative GPA for the spring of 2018. Overall, 15 of the 19 teams posted a GPA above 3.0 GPA. In addition, four UF teams were recognized for their rank in the top 10 percent of Academic Progress Rates. The four – men's cross country, women's golf and both men's & women's tennis – all posted a perfect 1,000.

The most recent Graduation Success Rates released in November showed that 83 percent of UF student-athletes completed their degree in the latest cycle, over 20 points higher than the national average (62 percent) among all member schools. All 21 of Florida's sports recorded GSR's above the national rate with four teams scoring a perfect 100: women's basketball, lacrosse, soccer and softball.

Continuing to focus on the UAA's Mission of providing a Championship Experience with Integrity, Stricklin and the staff delivered a \$132.6 million operating budget for 2018-19 to the UAA board in June. That budget provides resources for Gator student-athletes and fans to pursue that championship experience.

### **New Facilities for Gators Program**

On the heels of the \$100-million Phase 1 of the Master Facility plan that was unveiled prior to his hire, Stricklin and the staff continue to implement the UAA's Master Facility Plan, which unveiled phases 2 and 3 in March of 2018.

That announcement included program-changing upgrades to its current softball stadium, a new baseball ballpark on the southwest part of campus, and a new stand-alone football training complex in the location of the current baseball stadium. Estimated cost for the projects are \$130 million.

Original facility plans called for the UAA to renovate the baseball stadium and build a football training complex north of the Percy Beard Track, but after an extensive review with contractors and architects, it was determined that building a new baseball ballpark and locating the football training complex on the current baseball stadium site is a better long-term solution for the athletic program.

The estimated \$11 million renovation to softball's Katie Seashole Pressly Stadium will begin in the summer of 2018 with a goal for completion prior to the 2019 season. Renovations will include a 360-degree open concourse, shade structures for fans and an elevated press box.

Construction for the estimated \$50 million baseball ballpark, with an overall capacity of 10,000, will begin in the fall of 2018 with a completion goal prior to the 2020 season. Home plate will face northeast with the sun behind the stadium for a cooler atmosphere for the student-athletes and fans. A 360-degree open concourse will give fans constant field views and multiple seating options will be under shade.

Florida's new baseball ballpark will be located on Hull Road, near the Donald R. Dizney Stadium and Katie Seashole Pressly Softball Stadium on the southwest part of campus.

The baseball stadium will utilize 13.63 acres of land previously occupied by the University of Florida Institute of Food and Agriculture Sciences (UF/IFAS).

Construction for the \$65 million 130,000-square foot football training complex will be based on site availability and currently estimated to start in late 2019 or early 2020 with a completion goal of 2021. The facility will serve as the new day-to-day home for Florida football student-athletes and staff.

The UAA will contribute \$3 million to UF/IFAS, which will then invest these funds in redeveloping research and instructional facilities to benefit College of Agricultural and Life Sciences students in horticultural sciences, plant pathology, environmental horticulture, and agronomy programs.

Both track and field and tennis programs will see infrastructure investments in the summer of 2018 in the form of resurfacing of the Percy Beard Track and the Ring Tennis Complex. The total investment for both project is \$2.5 million.

### **Outreach and Fan Experience**

In an effort to delivering a championship experience for the Gator Nation, Stricklin and the UAA staff continues to pursue initiatives to enhance the fan experience and engage with them socially and personally.

Stricklin has served as the Chair of SEC's Working Group on Fan Experience since 2013.

More than one million fans came through the turnstiles at Gator athletics during the 2017-18 athletic year. Baseball, gymnastics and volleyball all set single-season and various attendance marks during the year, while six Gator teams ranked in the top 11 nationally in total or attendance average.

Stricklin makes numerous public appearances, connecting with Gator fans personally and was very active on social media with a Twitter following of 68,000-plus.

In addition, Stricklin joined a new team for the next three years in January 2018.

The College Football Playoff selection committee announced that Stricklin is one of six new members beginning the fall of 2018, as he will represent the Southeastern Conference, a spot previously held by former Arkansas AD Jeff Long.

The CFP committee consists of 13 members who operate on three-year terms.

Stricklin is also a current member of the SEC's Working Group on Student-Athlete Conduct (since 2015), and serves currently on the Division I Football Competition Committee (2017), the Football Legislative Review Group (2017) and the Collegiate Athletic Council (2017).

# UNIVERSITY ATHLETIC ASSOCIATION

## Prior to Florida

Stricklin came to Florida with 29-plus years of experience in intercollegiate athletics, including six as athletic director at his alma mater, Mississippi State University.

He succeeded Jeremy Foley, who served as Florida's athletic director for 25 years. Stricklin is the Gators' 14th athletic director in school history.

The Jackson, Miss., native, who has spent 24-plus years in the Southeastern Conference, spearheaded over \$140 million in facility improvements while leading MSU, as well as significant increases in booster club membership and donations and the highest-ever Learfield Director's Cup finish in school history. MSU's student-athletes also excelled academically under Stricklin's leadership, posting a combined 3.0 GPA in 2014-15, marking the highest in MSU's history.

Stricklin has earned praise for his performance, earning the 2015-16 Athletic Director of the Year Award from the National Association of College Directors of Athletics (NACDA), which highlights the efforts of athletic directors at all levels.

Stricklin's career path traveled through five other Division I institutions, including three other SEC schools, before UF.

Even prior to his graduation from MSU in 1992, Stricklin served as the media relations contact for the Bulldogs' baseball team. After staying on at his alma mater for a year in a full-time capacity following graduation, Stricklin moved on to Auburn University, where he was named associate media relations director, a position he held from 1993-98.

He then moved on to Tulane to become an assistant athletic director and the primary media contact for the Green Wave's football team before a four-year stint at Baylor from 1999-2003 as the Assistant AD for Communications and Marketing.

Stricklin then returned to the SEC, working at Associate AD for Media Relations at Kentucky from 2003-08, overseeing day-to-day publicity of Wildcat basketball. He returned to MSU in 2008 as Senior Associate Athletic Director for External Affairs, overseeing fundraising, football and men's basketball scheduling, managing MSU's apparel agreement, facility planning and serving as the administrative sport liaison for men's basketball and softball.

After two years in that position, he was named the Bulldogs' AD following Greg Byrne's departure to the University of Arizona.

Stricklin, 48, is married to the former Anne Howell, the youngest daughter of Basketball Hall of Fame member Bailey Howell. She was a three-time All-Lone Star Conference team member, both for athletics and academics, when she played tennis at Abilene Christian. The couple has two daughters, Abby and Sophie.

## 2017-18 UAA Board of Directors

The University Athletic Association, Inc. (UAA, Inc.) is governed by a Board of Directors. That board has the final say on policies, procedures and the budget. Two-thirds of the UAA, Inc. Board of Directors is composed of University of Florida administrators and faculty members. More specifically, the Board consists of the University president, the provost, the vice president of administrative affairs, two presidentially-appointed faculty members, the athletics director, the chairman of the Board of Trustees or his designee, the Gator Boosters, Inc. President or his designee, two students, two alumni representatives and two additional persons interested in Gator Athletics.

- Mr. Brian Beach
- Mr. Gary Condron, Alumni Representative
- Dr. Dan Connaughton, UF Faculty
- Mr. Chris Corr, Former BOT Representative
- Mr. Doug Davidson
- Ms. Courtney Douglas, Student-Athlete Representative
- Mr. Andy Fawbush, Alumni Representative and UAA Board President
- Dr. Kent Fuchs, UF President
- Dr. Joe Glover, UF Provost and Senior Vice President
- Mr. Len Johnson, Past Gator Boosters President
- Dr. Charles Lane, UF Senior Vice President and Chief Operating Officer
- Dr. Andrew McCollough, Senior UF Chair and UAA Board Secretary
- Mr. Steve Nouss, National Alumni Representative and UAA Board Vice President
- Dr. Michael Sagas, Faculty Athletic Representative
- Dr. Christine Schmidt, UF Faculty Representative
- Ms. Lynda Tealer, Executive Associate Athletics Director and Senior Women's Administrator
- Mr. Smith Meyers, Student Body President
- Mr. Wayne Wiles, Gator Boosters President

## 2018-19 UF Intercollegiate Athletic Committee

Formed in 1991 by then University of Florida President, Dr. John Lombardi, the Intercollegiate Athletic Committee (IAC) has a broad agenda that includes the general oversight of the intercollegiate athletics program at the University of Florida. Responsibilities of the IAC include: 1) Recommending policy changes related to academic issues; 2) Monitoring admission progress of student-athletes; 3) Monitoring changes in NCAA rules and procedures and reviewing with the UAA compliance officer the institution's compliance program; 4) Reporting to the faculty on issues related to intercollegiate athletics; 5) Making additional recommendations to the President on any matter related to intercollegiate athletics. Members of the IAC include six faculty, two students, the faculty athletics representative, two administrators and three nonvoting ex-officio members from the UAA.

- Dr. Frank Bova, Professor
- Ms. Amanda Cheney, UF Student
- Dr. Kara Dawson, Professor
- Dr. Joseph Glover, Provost & Senior Vice President
- Dr. Daniel Herman, Assistant Professor
- Dr. Angela Lindner, Associate Provost
- Mr. Jamie McCloskey, Senior Associate Athletics Director
- Dr. W. Andrew McCollough, Associate Provost & IAC Chair
- Mr. Nicholas Medina, UF Student
- Dr. Jason Nance, Professor
- Dr. Victoria Pagan-Wolpert, Professor & Chair
- Dr. David Parrott, Vice President, Student Affairs
- Dr. Michael Sagas, Faculty Athletic Representative, Professor & Chair
- Mr. Scott Stricklin, Athletic Director
- Ms. Lynda Tealer, Senior Associate Athletics Director
- Dr. Cyntrice Thomas, Lecturer
- Dr. Allen Wysocki, Associate Dean & Professor

## 2018-19 Gator Boosters, Inc. Board of Directors

Jon Pritchett <b>President</b>	Brian Crawford	Lew Friedland	Steve Melnyk	Scott Stricklin	<b>LEGACY DIRECTORS</b>	<b>DISTINGUISHED DIRECTORS</b>	Joyce Oliver	<i>In Memoriam</i> Harold Ashley
Al O'Neill <b>President-Elect</b>	Marshall Criser III	Dr. Kent Fuchs	Vic Miranda	Chip Tousey			Gary Condron	
Judy Ahrens	Bruce Culpepper	Frank Hamner	Tom Mitchell	Karen Unger	Don Dizney	Barrett Bostick	Nancy Perry	Guy Bostick
Carlos Alfonso	Doug Davidson	Rogers Holmes	Eric Nickelsen	Mary Jo Walker	John Frost	Mark Bostick	Jamie Pressly	Wayne Carse
Natalie Arbaugh	Frank DeLuca	Hollis Hooks	Lou Oberndorf	Bill Walton	Stumpy Harris	Deirdre Dizney Brand	Katie Pressly	Joe Chapman
Dean Asher	Steve deMontmollin	Tim Hulett	Stefan Pastor	Wayne Wiles	Bill Heavener	Jerry Chicone, Jr.	Danielle Dizney Smith	Jerry Chicone, Sr.
Judy Boles	Tom Donahoo	Hjalma Johnson	Gene Peek	<i>In Memoriam</i> Jimmy Anderson	Tom Johnson	Lee Chira	Kelly Smith	J. Rex Farrior, Jr.
Jeff Boone	Jim Duke	Jim Kimbrough	Phillip Pritchett	Warren Cason	Bryan Kornblau	Irene Dizney	Steve Vining	Jack Holloway
Chris Bryan	Svein Dyrkolbotn	Chris LaFae	Fred Pruitt	Duke Crittenden	Gale Lemerand	Ed Evans	Kimberly Beach Walden	Louis Huntley
Robert Buckner	J. Rex Farrior, III	J. Leonard Levy	Fred Roberts, Sr.	Charles La Pradd	Greg Masters	Mary Lee Farrior	Al Warrington	Scott Linder
Trey Burton	Preston Farrior	Pat Lloveras	Jason Rosenberg	Fred Montsdeoca	<i>In Memoriam</i> Ben Hill Griffin Jr.	Rob Gidel	Wayne Wiles	Paul McDonald
Eric Castaldo	Bobby Ferreira	Bill Lloyd	M. G. Sanchez	Ward Wagner	Ben Hill Griffin, III	David Hughes		Alfred McKethan
Ron Coleman	John Fleming	Greg Masters	Bryant Skinner		David Hughes	Len Johnson		Frank Oliver
Alvin Cowans	Merritt Fore	Neil McFarlane	Kyle Story		Tommy Oakley			Alfred Ring
	Ron Foster	Billy McGriff	Michael Streicher					George Sanders



# UNIVERSITY ATHLETIC ASSOCIATION

## UAA Mission

*Strategic Purpose:* Provide a championship experience with integrity on and off the field for student-athletes and the Gator Nation.

*Vision Statement:* Be the model collegiate athletics program, combining excellence and integrity in academics, athletics, and fan engagement to elevate the UF brand.

- Florida earned its 10th consecutive top-five finish in the Learfield Sports Directors' Cup with a third-place finish in 2017-18.
- Florida has finished in the top 10 in 35 straight national all-sports standings, the only school in the nation to do so.
- UF had 12 teams finish in the nation's top five in 2017-18, the most in program history.
- The 2017-18 season marked the 10th in a row in which Florida has won at least one national team title. Florida is one of three programs nationally with an active streak of 10 years or better with at least one national title.
- The 12 Gator teams among the nation's final top five passes the previous program record of 10 set in 2009-10 and matched in 2013-14, 2014-15 and 2016-17 seasons.

## UF National All-Sports Finishes

The University of Florida is the only school in the country to finish among the nation's top 10 overall most successful programs each year since 1983.

Academic Year	UF Finish
1983-84	5th
1984-85	4th
1985-86	8th
1986-87	4th
1987-88	5th
1988-89	9th
1989-90	5th
1990-91	5th
1991-92	5th
1992-93	4th
1993-94	4th
1994-95	5th
1995-96	3rd
1996-97	5th
1997-98	T2nd
1998-99	4th
1999-00	7th
2000-01	7th
2001-02	3rd
2002-03	7th
2003-04	6th
2004-05	6th
2005-06	5th
2006-07	6th
2007-08	6th
2008-09	3rd
2009-10	2nd
2010-11	4th
2011-12	2nd
2012-13	2nd
2013-14	2nd
2014-15	4th
2015-16	5th
2016-17	3rd
2017-18	3rd

*Note:* Prior to 1993-94, USA Today ranked the nation's top athletic programs. Beginning with 1993-94, The National Association of College Directors of Athletics took over the all-sports rankings.

## UF National Champions

Team	Year	Championship
Men's Golf	1968	NCAA Championship
Men's Golf	1973	NCAA Championship
Women's Swimming	1979	AIAW Championship
Gymnastics	1982	AIAW Championship
Women's Swimming	1982	NCAA Championship
Men's Swimming	1983	NCAA Championship
Men's Swimming	1984	NCAA Championship
Women's Golf	1985	NCAA Championship
Women's Golf	1986	NCAA Championship
Women's Indoor Track	1992	NCAA Championship
Women's Tennis	1992	NCAA Championship
Men's Golf	1993	NCAA Championship
Football	1996	Associated Press/Coaches
Women's Tennis	1996	NCAA Championship
Soccer	1998	NCAA Championship
Women's Tennis	1998	NCAA Championship
Men's Golf	2001	NCAA Championship
Women's Tennis	2003	NCAA Championship
Men's Basketball	2006	NCAA Championship
Football	2006	BCS/Associated Press
Men's Basketball	2007	NCAA Championship
Football	2008	BCS/Associated Press
Women's Swimming & Diving	2010	NCAA Championship
Men's Indoor Track & Field	2010	NCAA Championship
Men's Indoor Track & Field	2011	NCAA Championship
Women's Tennis	2011	NCAA Championship
Men's Indoor Track & Field	2012	NCAA Championship
Women's Tennis	2012	NCAA Championship
Men's Outdoor Track & Field	2012	NCAA Championship
Gymnastics	2013	NCAA Championship
Men's Outdoor Track & Field	2013	NCAA Championship
Gymnastics	2014	NCAA Championship
Softball	2014	NCAA Championship
Gymnastics	2015	NCAA Championship
Softball	2015	NCAA Championship
Men's Outdoor Track & Field	2016	NCAA Championship
Women's Tennis	2017	NCAA Championship
Men's Outdoor Track & Field	2017	NCAA Championship
Baseball	2017	NCAA Championship
Men's Indoor Track & Field	2018	NCAA Championship

## UF SEC All-Sports Finishes

Year	Men	Women	Overall
1973-74	3rd	---	---
1974-75	3rd	---	---
1975-76	4th	---	---
1976-77	2nd	---	---
1977-78	2nd	---	---
1978-79	3rd	---	---
1979-80	7th	---	---
1980-81	4th	---	---
1981-82	4th	---	---
1982-83	4th	---	---
1983-84	3rd	2nd	2nd
1984-85	4th	1st	2nd
1985-86	6th	2nd	3rd
1986-87	3rd	2nd	3rd
1987-88	2nd	1st	T1st
1988-89	2nd	1st	1st
1989-90	6th	3rd	4th
1990-91	2nd	2nd	2nd
1991-92	1st	1st	1st
1992-93	1st	1st	1st
1993-94	1st	2nd	1st
1994-95	2nd	1st	1st
1995-96	1st	1st	1st
1996-97	3rd	1st	1st
1997-98	1st	1st	1st
1998-99	1st	2nd	1st
1999-00	1st	1st	1st
2000-01	3rd	1st	1st
2001-02	1st	1st	1st
2002-03	1st	1st	1st
2003-04	1st	2nd	1st
2004-05	1st	3rd	1st
2005-06	2nd	3rd	2nd
2006-07	1st	1st	1st
2007-08	2nd	1st	1st
2008-09	1st	1st	1st
2009-10	1st	1st	1st
2010-11	1st	1st	1st
2011-12	1st	1st	1st
2012-13	1st	1st	1st
2013-14	1st	1st	1st
2015-16	1st	1st	1st
2016-17	1st	1st	1st
2017-18	1st	1st	1st

*Note:* The New York Times Regional Newspaper Group took over coordination of the SEC All-Sports rankings in 1994-95. Prior to that, the league tabulated the SEC All-Sports totals.

# GATOR IMG SPORTS NETWORK / NCAA COMPLIANCE

## Basketball Radio Affiliates

Market	Station	Frequency
Brooksville	WWJB-AM	1450
Clearwater/Dade City	WDAE-AM	620
Clewiston	WAFB-AM	590
Dade City	WDCF-AM	1350
Daytona	WNDB-AM	1150
Ft. Myers/Naples/Marco Island	WSFX-AM	1240
	WNOG-AM	1270
Ft. Pierce/PSL/Stuart	WSTU-AM	1450
Gainesville	WRUF-FM	103.7 / 98.1
	WRUF-AM	850
Griffin, GA	WKEU-FM	88.9
	WKEU-AM	1450
Homosassa	WYKE-FM	104.3
Jacksonville	WFXJ-AM	930
Key West	WKWF-AM	1600
Lake City	WNFB-FM	94.3
	WDSR-AM	1340
Lakeland	WONN-AM	1230
Melbourne/Cocoa	WMEL-AM	1510
	FM	99.9 / 94.7 / 100.7
Miami	WINZ-AM	940
	WIOD-AM	610
Okeechobee	WOKC-AM	1570
	WOKC-FM	100.9
Orlando	WFLF-AM	540
Palatka	WYD-AM	1260
Panama City	WTKP-FM	95.3
Port Saint Joe	WTKP-FM	93.5
Pensacola	WCOA-AM	100.7
Sarasota	WDAE-AM	620
Sebring	WWTK-AM	730
St. Augustine	WAOC-AM	1420
Tallahassee	WVFT-FM	93.3
Tampa	WDAE-AM	620
Wauchula	WAUC-AM	1310
West Palm Beach	WJNO-AM	1290
	WZZR-FM	94.3

Check FloridaGators.com for the most up-to-date list of affiliates.

## Gator IMG Sports Network

The Gator IMG Sports Network has the largest college basketball sports network in the Sunshine State, with almost 35 stations from the Panhandle to the Florida Keys broadcasting the complete University of Florida basketball schedule.

Mick Hubert, who joined Florida as the Voice of the Gators in 1989, handles play-by-play duties, while Mark Wise provides color commentary for most broadcasts. This season marks the pair's 20th calling Gator basketball together.

Gator basketball broadcasts blanket the state, with many of the same stations also carrying the weekly call-in show *Gator Talk* live from Piesanos Pints & Pies at the intersection of University Avenue and NW 13th St. in Gainesville.

Sun Sports and IMG College, with offices in Orlando and Gainesville, are the rights-holders of the Gator IMG Sports Network.

All Gator IMG Sports Network basketball broadcasts can also be heard live via GatorVision, the official video and audio streaming site of the Florida Gators, and TuneIn, with select broadcasts available on SiriusXM as well.



## Prospective Student-Athlete

You are a "prospective student-athlete" when you start ninth-grade classes. Before the ninth grade, you become a prospective student-athlete if a college gives you (or your relatives or friends) any financial aid or other benefits that the college does not provide to prospective students generally.

You become a "recruited prospective student-athlete" at a particular college if any coach or representative of the college's athletics interest (booster or representative) approaches you (or any member of your family) about enrolling and participating in athletics at that college. Activities by coaches or boosters that cause you to become a recruited prospective student-athlete are:

- providing you with an official visit;
- visiting you or any other member of your family anywhere other than the college campus;
- placing more than one telephone call to you or any other member of your family; or
- signing a National Letter of Intent or a University of Florida written offer of athletically related financial aid.

## Academics and Amateurism

It is extremely important for you to give maximum academic effort as you conclude your high school attendance while maintaining your amateur status before entering college. To practice or play during your freshman year, you must meet the provisions of NCAA Bylaw 14.3, which include: (a) graduating from high school, (b) achieving a minimum cumulative grade point average in 16 core courses and achieving a corresponding minimum combined score on the SAT, or a minimum sum total score on the ACT as determined by the NCAA Eligibility Center. You must also meet the provisions of Bylaw 12.3, which include verification that you have retained your amateur status prior to entering college. The NCAA Eligibility Center must certify the initial-eligibility and amateur status of all incoming freshman student-athletes. Therefore, you must register with the Eligibility Center as soon as possible. For online web access contact: [www.eligibilitycenter.org](http://www.eligibilitycenter.org).



## Inducements

All institutional staff members and boosters are prohibited from offering or providing any financial aid or other benefits to you or your relatives or friends other than those expressly permitted by NCAA regulations. Specifically prohibited inducements include:

- providing cash or loans in any amount, or
- signing or co-signing for a loan
- providing gifts of any kind, including clothing or equipment
- providing special discounts for goods or services
- providing free or reduced housing/rent

Should you have any questions regarding NCAA rules and regulations, please feel free to contact the University of Florida Athletic Association Compliance Office at:  
(352) 375-4683, x6022

# MEDIA INFORMATION

**CREDENTIALS:** Requests for credentials will be taken online and reviewed by Florida basketball SID Denver Parler. To access the credential request form, please visit [www.sportssystem.com/florida-hoops](http://www.sportssystem.com/florida-hoops). Once you have submitted your credential request, you will receive an automated email from the Communications Department acknowledging your request was received and is being reviewed. Once a decision is made on your request, you will receive an email with further information.

**CREDENTIAL PICK-UP:** Depending on the situation, credentials will be mailed or held at the Press Will Call window at Exactech Arena at the O'Connell Center, which opens for pick-up two hours prior to each game. If needed, credentials can be overnighted at the expense of the media organization making the request.

**INTERNET CREDENTIALS:** Only official websites of each participating institution, along with networks holding contractual broadcast rights to a game and websites affiliated with a national publication or news outlet, will be issued credentials.

**PLAYER/STAFF INTERVIEWS:** All interview requests for the players or coaching staff should be coordinated through Denver Parler at least 24 hours in advance. Interviews will be arranged before or after practice according to class and meeting schedules during the preseason and once the season begins, players will typically be available at least once a week plus game days. Please contact Parler for player availability during the season. The Communications Office will not give out home or cell phone numbers for any players, and players may not be contacted directly by phone, text, email or social media. Members of the media are not permitted in team areas. Team locker room, training room and strength complex are considered private work areas. These areas, as well as players' housing (on-campus and off-campus), are off-limits to media representatives.

**PRESS CONFERENCES:** Head Coach Mike White will conduct a weekly press conference at 11:15 a.m. each Monday during SEC season at the UF Women's Club, adjacent to the Florida Basketball Practice Facility. Gator players will be brought in afterwards when class schedules permit. Additional media opportunities will also be held at the Women's Club.

**PRACTICE COVERAGE:** University of Florida men's basketball practices are closed to the media, as is the game day shoot around both at home and on the road.

**SEC TELECONFERENCE:** The Southeastern Conference office will conduct a bi-weekly teleconference beginning with the start of conference play. (Dates subject to change.)

Bryce Drew (VU)	11:00 a.m.
<b>MIKE WHITE (UF)</b>	<b>11:07 am.</b>
Frank Martin (USC)	11:14 a.m.
Tom Crean (UGA)	11:21 a.m.
Will Wade (LSU)	11:28 a.m.
John Calipari (UK)	11:35 a.m.
Rick Barnes (UT)	11:42 a.m.
Mike Anderson (ARK)	11:49 a.m.
Avery Johnson (UA)	11:56 a.m.
Bruce Pearl (AU)	12:03 p.m.
Kermit Davis (OM)	12:10 p.m.
Ben Howland (MSU)	12:17 p.m.
Cuonzo Martin (MU)	12:24 p.m.
Billy Kennedy (TAM)	12:31 p.m.

**VIDEO:** Media outlets are limited to a total of three minutes of video per day to be posted on their websites or shown on a news broadcast. This applies to outlets that are primarily websites, as well as to TV station, newspaper or magazine websites.

**MEDIA ROOM/INTERVIEW AREA:** Located in the Orange and Blue Room on the service level of Exactech Arena behind the bench side of the arena, the media room includes work space, necessary electrical outlets, a television and wireless internet. A meal, snacks and soft drinks are also available in the media room. Postgame coach and player press conferences are also conducted in this area.

**FLORIDA LOCKER ROOM:** The Gator locker room is closed to the media with the exception of the SEC and NCAA Tournaments. Coach White and selected Florida players will be available to the media following games in the media room/interview area. The visiting head coach will also be available in the media room for all SEC games and for non-conference games if warranted. Visiting player availability will be determined by the visiting SID.

**VISITOR LOCKER ROOM:** Interview policies and procedures will be determined by visiting Sports Information Directors and coaches.

**RADIO:** ISDN lines are provided for visiting broadcasts. Broadcast coordinators/producers are encouraged to contact Denver Parler prior to arrival in Gainesville to make sure all broadcast needs are met.

**PHOTOGRAPHERS:** Restricted to two baseline locations closest to the team benches.

**TELEPHONES:** We strongly encourage you to make sure that your phone needs are met before game day. If you anticipate deadline problems, we recommend you order your own line to ensure meeting deadlines. The Communications Office will not be able to help you with a phone line/equipment on the day of a game.

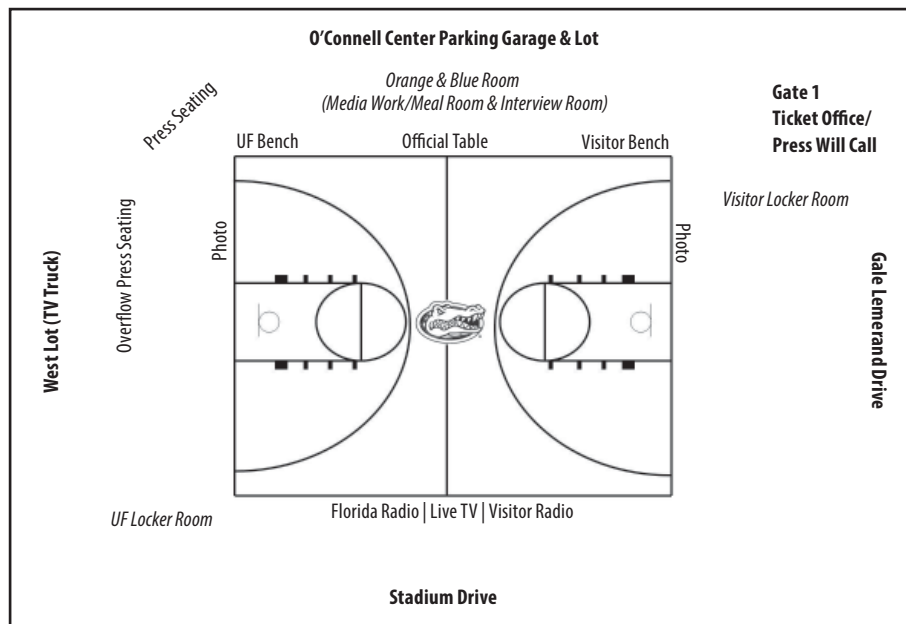
**GENERAL GAME DAY MEDIA SERVICES:** Game program/scorecards, game notes, play-by-play, complete halftime and final statistics, coaches quote sheets and post-game notes are all regular services on game days and will be available in the media work room. With the availability of Stat Broadcast, hard copies of stats will not be distributed on press row.

**SEATING:** Press seating is assigned, and all media members are asked to utilize their assigned seat. Press seating is located in the corner of the arena nearest the Florida bench, with overflow media and scout seating along the west baseline.

**PARKING:** A limited number of parking spaces exist and can be requested online with your credential application. Please note that if you are picking up your credentials at Press Will Call, we will be unable to provide a parking pass as you will have to park before visiting Press Will Call. Free parking is available in the parking deck next to the O'Connell Center and is generally still available 75-90 minutes before the game. Preference will be given to the state's major daily newspapers, radio and television stations that cover the Gators on a regular basis. All other available parking passes will be distributed on a game-by-game basis.

**COMMUNICATIONS SHIPPING ADDRESS**

Ben Hill Griffin Stadium  
Central Receiving  
121 Gale Lemerand Dr.  
Gainesville, FL 32611



**Bold:** Outside the O'Connell Center; *Italics:* Service level outside the seating bowl



# 2018 - 2019 SCHEDULE



	<p><b>OCT. 30</b></p> <p>FLORIDA SOUTHERN (EXHIBITION)</p>	<p><b>NOV. 6</b></p> <p>@ FLORIDA STATE</p>	<p><b>NOV. 9</b></p> <p>CHARLESTON SOUTHERN</p>	<p><b>NOV. 14</b></p> <p>LA SALLE</p>	
	<p><b>NOV. 21</b></p> <p>VS. OKLAHOMA (BATTLE 4 ATLANTIS)</p>	<p><b>NOV. 22</b></p> <p>GAME 2 (BATTLE 4 ATLANTIS)</p>	<p><b>NOV. 23</b></p> <p>GAME 3 (BATTLE 4 ATLANTIS)</p>	<p><b>NOV. 27</b></p> <p>NORTH FLORIDA</p>	
	<p><b>DEC. 4</b></p> <p>VS. WEST VIRGINIA (JIMMY V CLASSIC)</p>	<p><b>DEC. 8</b></p> <p>MICHIGAN STATE</p>	<p><b>DEC. 18</b></p> <p>MERCER</p>	<p><b>DEC. 22</b></p> <p>VS. FLORIDA GULF COAST (ORANGE BOWL CLASSIC)</p>	
	<p><b>DEC. 29</b></p> <p>BUTLER</p>	<p><b>JAN. 5</b></p> <p>SOUTH CAROLINA</p>	<p><b>JAN. 9</b></p> <p>@ ARKANSAS</p>	<p><b>JAN. 12</b></p> <p>TENNESSEE</p>	
	<p><b>JAN. 15</b></p> <p>@ MISSISSIPPI STATE</p>	<p><b>JAN. 19</b></p> <p>@ GEORGIA</p>	<p><b>JAN. 22</b></p> <p>TEXAS A&amp;M</p>	<p><b>JAN. 26</b></p> <p>VS. TCU (SEC/BIG 12 CHALLENGE)</p>	
	<p><b>JAN. 30</b></p> <p>MISSISSIPPI</p>	<p><b>FEB. 2</b></p> <p>KENTUCKY</p>	<p><b>FEB. 5</b></p> <p>@ AUBURN</p>	<p><b>FEB. 9</b></p> <p>@ TENNESSEE</p>	
	<p><b>FEB. 13</b></p> <p>VANDERBILT</p>	<p><b>FEB. 16</b></p> <p>@ ALABAMA</p>	<p><b>FEB. 20</b></p> <p>@ LSU</p>	<p><b>FEB. 23</b></p> <p>MISSOURI</p>	
	<p><b>FEB. 27</b></p> <p>@ VANDERBILT</p>	<p><b>MAR. 2</b></p> <p>GEORGIA</p>	<p><b>MAR. 6</b></p> <p>LSU</p>	<p><b>MAR. 9</b></p> <p>@ KENTUCKY</p>	
<p><b>MAR. 13 - 17</b></p> <p>SEC TOURNAMENT</p>	<p><b>MAR. 21 - 24</b></p> <p>NCAA 1ST &amp; 2ND ROUNDS</p>	<p><b>MAR. 28 - 31</b></p> <p>NCAA REGIONALS</p>	<p><b>APR. 6 - 8</b></p> <p>NCAA FINAL FOUR &amp; CHAMPIONSHIP</p>		



**FLORIDAGATORS.COM #GATORSHOOP**

ALL HOME GAMES ARE HELD IN THE EXACTECH ARENA AT THE STEPHEN C. O'CONNELL CENTER. DATES ARE SUBJECT TO CHANGE.



# #GATORSHOOP

