



2021-22

**FLORIDA MEN'S BASKETBALL
MEDIA GUIDE**



TABLE OF CONTENTS & QUICK FACTS

2-14: Coaches & Staff

2-6	Head Coach Mike White
7-8	Associate Head Coach Al Pinkins
9	Assistant Coach Erik Pastrana
10	Assistant Coach Akeem Miskdeen
11	Associate AD, Sports Health Dave Werner
12	Director, Strength & Conditioning Preston Greene
13-14	Support Staff

15-51: Rosters & Player Bios

15	Head Shot Roster
16	2021-22 Schedule
17	Roster Breakdown
18-20	Tyree Appleby
21-23	Colin Castleton
24-26	Anthony Duruji
27-28	CJ Felder
29-31	Phlandrous Fleming Jr.
32	Toungthach Gatkek
33-34	Jason Jitoboh
35-37	Keyontae Johnson
38-40	Myreon Jones
41	Elijah Kennedy
42-43	Alex Klatsky
46-47	Jack May
48-50	Brandon McKissic
51	Kowacie Reeves

52-64: 2020-21 Season In Review

52	Season Notes & Facts
53-59	Box Scores
60	Team & Individual Stats
61	Game-by-Game Stats
62	Superlatives
63-64	Miscellaneous Stats

65-175: Record Book

65-67	Single-Game Records
67-68	O'Connell Center Records
69-70	Career Records
71-72	Individual Single-Season Records
73	Transfer Records
74-75	Team Single-Season Records
76-77	Top Games Scoring & Rebounding
78	Largest Scoring Margins
79	SEC Stat Champions & Longest Streaks
80-83	Year-by-Year Stat Leaders
84-85	Year-by-Year Team & Opponent Stats
86-94	Thousand-Point Scorers
95-108	All-Time Game-by-Game Results
109	Year-by-Year Team Record
110	Coaching Records
111-112	In the Polls
113-115	Miscellaneous Records
116	All-Time Series Records
117-127	All-Time Series Scores
128	Record by Conference
129	NCAA Tournament Results
130	NCAA Tournament Records
131-148	NCAA Tournament Box Scores
149	SEC Tournament Results
150	SEC Tournament Records
151-152	Regular Season Tournaments
153-158	Individual Career Stats
159-161	Usual Starting Lineups by Season
162-164	All-Time Lettermen
165	All-Time Team Staff
166-167	All-Time Numerical Roster
168	All-Time Incoming Transfers
169-175	Individual Honors

176-187: Program Information

176-177	Gators in the Pros
178	Back-to-Back National Champions
179	Exactech Arena at the Stephen C. O'Connell Center
180	Attendance Figures
181	Opponent Information
182	UF President Dr. Kent Fuchs
183-184	Athletic Director Scott Stricklin
184	UAA Board, IAC & Gator Boosters Board
185	University Athletic Association All-Sports Accomplishments
186	Gators Sports Network & NCAA Compliance Information
187	Media Information

Quick Facts

Location:	Gainesville, Fla.
Founded:	1853
Enrollment:	57,841
Conference:	Southeastern (SEC)
Nickname:	Gators
UF President:	Dr. W. Kent Fuchs
Athletic Director:	Scott Stricklin
Mascots:	Albert and Alberta
Colors:	Orange (PMS 172) and Blue (PMS 287)
Website:	FloridaGators.com
Facebook:	facebook.com/GatorsMBK
Twitter:	@GatorsMBK
Instagram:	@gatorsmbk

Coaching Staff Facts

Head Coach:	Mike White (Ole Miss '00)
UF Record:	123-75/7th season
Overall Record:	224-115/11th season
Associate Head Coach:	Al Pinkins (N.C. State '98)
Assistant Coaches:	Erik Pastrana (Florida State '07), Akeem Miskdeen (Queens University '08)
Athletic Trainer:	Dave "Duke" Werner
Director, Strength & Conditioning:	Preston Greene
Director of Basketball Operations:	Jonathan Blake
Special Assistant to the Head Coach:	Bryce Douglas
Executive Assistant:	Tracy Pfaff
Program Coordinator:	Mike Robuck
Academic Advisor:	Tom Williams

Program Facts

Arena:	Exactech Arena at the Stephen C. O'Connell Center (10,151)
Season:	103rd
Overall Record:	1,469-1,135
SEC Record:	661-666
NCAA Tournaments:	21 (1989, '94, '95, '99, 2000, '01, '02, '03, '04, '05, '06, '07, '10, '11, '12, '13, '14, '17, '18, '19, '21)
Final Fours:	5 (1994, 2000, '06, '07, '14)
National Championships:	2 (2006, '07)
NIT Appearances:	10 (1969, '84, '85, '86, '92, '93, '98, 2008, '09, '16)
SEC Tournament Championships:	4 (2005, '06, '07, '14)
SEC Championships:	7 (1989, 2000, '01, '07, '11, '13, '14)
All-Americans:	25
All-SEC:	113
SEC Academic Honor Roll:	134
NBA Draftees:	37
2020-21 Record:	15-10
2020-21 Conference Record:	9-7 (5th)
Lettermen Returning/Lost:	8/7
Starters Returning/Lost:	3/2

UAA Communications Staff

Sullivan Bortner	Assistant Director (Baseball/Football)
Herb Brooks	Assistant Director (Softball)
Alesha Busch	Executive Assistant
Katie Callahan	Associate Director (Volleyball/Lacrosse)
Scott Carter	Senior Writer
Chris Harry	Senior Writer
Andrew Hile	Assistant Director (W. Basketball/W. Tennis)
Mary Howard	Senior Associate AD (Soccer/Gymnastics)
Rick Hurtado	Director of Football Communications
Matthew Hutchison	Assistant (Golf)
Steve McClain	Senior Associate AD
Casey Montalvo	Assistant (M. Tennis/Cross Country)
Denver Parler	Assistant AD (M. Basketball)
Bridgette Underwood	Assistant (Swimming & Diving)

Communications Office Phone	352-375-4683, ext. 6100
Communications Fax	352-375-4809

Communications Mailing Address:	
P.O. Box 14485	
Gainesville, FL 32604	

Communications Shipping Address:	
Ben Hill Griffin Stadium	
121 Gale Lemerand Drive	
Gainesville, FL 32611	

2021-22 Media Guide Credits

The official 2021-22 University of Florida Men's Basketball media guide has been published by the University Athletic Association, Inc. This guide has been written and edited by the UAA Communications Department. It is not for public sale or recruiting and is intended for media use.

Editor	Denver Parler
Covers	Old Hat Creative
Staff Photographers	Courtney Culbreath, Tim Casey

Additional Photographers: Aydan Child, Alex de la Osa, Isabella Marley, Hannah White, Brett Wilhelm/NCAA Photos





MIKE WHITE



Head Coach | 7th Season | Ole Miss, 2000 | Dunedin, Fla. | Hired May 7, 2015

In six seasons under Mike White, the Gators have been a mainstay in the NCAA Tournament and won at a high level in the Southeastern Conference while scheduling an ambitious non-conference slate year-in and year-out.

White has led Florida to four consecutive NCAA Tournament berths since 2017, the only SEC team to do so and one of 12 schools nationally. But the Gators have not only earned those berths, they are also one of just six teams in the country to earn a win in each of the past four tournaments.

The Gators' average KenPom finish (26.5), 63 conference wins and six NCAA Tournament wins all trail only Kentucky in the SEC over the course of White's six seasons. In fact, Florida's six tournament wins match the combined total of the other three SEC schools who also hired a new head coach in 2015 (Alabama, Mississippi State, Tennessee).

During White's six seasons leading the Gators, UF has consistently tackled one of the most challenging schedules in the nation and yet has still racked up wins at a clip that places the Gators among the nation's elite.

The Gators have played the toughest schedule of any SEC team, both overall and non-conference, over White's tenure with an average KenPom schedule-strength ranking of 20.8. In six seasons, the Gators have never played a schedule ranked below 36th, while every other team in the SEC has played multiple schedules outside the top 40.

In nonconference action where teams have greater control over the toughness of their schedule, Florida's distinction becomes even more pronounced. Florida's average nonconference schedule-strength ranking of 36.5 is almost 50 places higher than the league's next-best offering, with Kentucky checking in at 85.3. The Gators have only once played a schedule outside the nation's top-50, settling for 76th in the COVID-affected 2020-21 season, while every other team in the league has scheduled a sub-200th non-conference slate at least once.

The Gators' 2020-21 season was similar to many others around the country in that it was a story of overcoming adversity, but perhaps no team faced more adversity than Florida. Preseason SEC Player of the Year and team leader Keyontae Johnson suffered a medical emergency during the fourth game of the season on Dec.

12 at Florida State and spent the next several days in the hospital. He did not play against the rest of the season, taking on a teammate/coach role in support of his team. While Johnson and his family announced the event was not COVID-related, they did not disclose any other details.

Forced to readjust midseason, the Gators did so admirably in compiling a 9-7 SEC record, good for a fifth-place finish, and posting a pair of top-25 regular season wins. The Gators' 75-49 thrashing of sixth-ranked Tennessee was all the more impressive as UF played the game shorthanded, missing Colin Castleton and Scottie Lewis, in addition to Johnson. The 26-point margin of victory matched Florida's largest vs. an AP top-10 team in the history of the poll, and White owns three of Florida's four largest-margin defeats of top-10 teams in program history. It also marked White's 16th 20-point win vs. a power conference team, with eight occurring vs. SEC opponents and eight against nonconference foes.

Florida added another impressive performance in an 85-80 road victory at 11th-ranked West Virginia, helping clinch the SEC/Big 12 Challenge for the SEC. UF picked up a third ranked win in the NCAA Tournament, topping #25 Virginia Tech in overtime, 75-70, at Hinkle Fieldhouse. Of the Gators' 18 ranked wins under White, 12 have come outside of Gainesville (eight neutral, four road).

As a team, the Gators led the SEC in field goal percentage (.471), 3-point field goal percentage (.356) and free throw percentage (.753), becoming the first SEC team to lead the league in all three categories since Florida did so in the 2005-06 campaign.

On an individual level, Tre Mann earned first-team All-SEC honors, and Colin Castleton took home second-team accolades. Mann saw the largest scoring increase by a Gator over the past 25 seasons, boosting his average to 16.0 points per game for a 10.7-point scoring jump, just ahead of Joakim Noah's 10.6-point freshman-to-sophomore leap. Mann saved his best for last, averaging 20.9 points over his last seven appearances. Castleton, meanwhile, set an O'Connell Center record with eight blocks vs. Ole Miss while also scoring 21 points and grabbing 10 rebounds, becoming the first SEC player with a 20/10/8 stat line in league play since 1997. Castleton then added his name to an impressive list late in the season, becoming the sixth player over the past 25 years to have an NCAA Tournament game with at least 19 points, 14 rebounds, three blocked shots and two assists, joining Zion Williamson, JaJuan Johnson, Kevin Love, Nick Collison (three times) and Tim Duncan.



HEAD COACH MIKE WHITE

Florida posted a 19-12 mark in the 2019-20 season, positioned for a fifth straight 20-win season and fourth consecutive NCAA Tournament bid before its season, along with the rest of the sports world, came to a standstill on March 12, 2020. The Gators earned the Charleston Classic championship, led by MVP Keyontae Johnson, defeating 18th-ranked Xavier in the championship. It marked UF's first holiday tournament championship since 2009. The Gators also posted a 69-47 rout of #4 Auburn in Gainesville.

During the campaign, White earned his 100th win as UF's head coach, becoming the fifth Florida coach to reach that milestone. He reached the mark in 158 games, the second-fastest to reach 100 (Billy Donovan, 154). The 2019-20 season also saw two of the largest rallies in Florida history, as the Gators came back from 22 points down vs. Georgia, matching UF's largest ever, and 21 down against Alabama.

Johnson and Kerry Blackshear Jr. earned All-SEC honors, and Scottie Lewis locked up a spot on the SEC All-Freshman team. In SEC play, the Gators led the league in field goal percentage (.470) and 3-point percentage (.376), while Noah Locke led the conference in 3-point percentage (.481).

The Gators accomplished all that while fielding one of the youngest teams in the nation and what would've been the youngest team in the entire NCAA Tournament field.

The Gators continued their trend of season-long improvement and peaking late in the 2018-19 season, as an up-and-down 12-11 start gave way to a late surge to earn an SEC Tournament semifinal appearance and an NCAA Tournament first-round victory. Florida is one of 10 teams in the nation that has earned at least one victory in each of the past three NCAA Tournaments. The Gators posted three wins vs. ranked opponents during the 2018-19 campaign, topping 13th-ranked LSU in Baton Rouge and the ninth-ranked Tigers again in the SEC Tournament, along with a win over #20 and 7-seed Nevada in Des Moines to open the NCAA Tournament.

The Gators led the SEC in scoring defense, allowing 63.6 points per game, which ranked 20th in the nation. Florida also posted the SEC's top 3-point percentage defense at .316 and No. 3 field goal percentage defense (.421) and turnover margin (+3.0).

Florida started three freshmen – Keyontae Johnson, Noah Locke and Andrew Nembhard – for more than half the season, the first time in 20 years that the Gators started three freshmen together. Nembhard started every game and dished 194 assists, the fourth-best single-season total in UF history, earning SEC All-Freshman Team honors. Locke knocked down 81 3-pointers, setting a Florida freshman record. Johnson led the team in rebounding and averaged a double-double

during the SEC Tournament. Johnson's 229 rebounds marked the fourth-most by a Florida freshman.

UF also placed seven players on the SEC Academic Honor Roll, tied for the second-most in program history.

During the 2017-18 campaign, the Gators put together one of the nation's top collections of victories and advanced to the second round of the NCAA Tournament. UF's six wins vs. top-25 teams during the regular season tied for most in the country, and its 10 RPI Quadrant 1 victories ranked second nationally. Florida posted a third-place SEC finish in a season that was widely regarded as one of the strongest, if not the strongest, in the conference's history as eight SEC teams earned NCAA bids.

Florida led the SEC in turnover margin (+4.0) and assist-to-turnover ratio (1.3) in 2017-18, and All-SEC point guard Chris Chiozza led the conference with 6.2 assists per game and a 3.4 assist-to-turnover ratio.

Under White's guidance, Chiozza set the Florida career record with 571 assists and became the second player in Florida history to dish 200+ assists in a season.

Florida's offensive firepower was undeniable, as five different players combined for 22 individual 20-point performances. The Gators twice hit 17 3-pointers in a game (vs. Gonzaga, at Texas A&M), which tied for the third-most in a game in Florida history. Overall, five of the top 11 single-game 3-point performances in UF history have come during White's tenure.

The Gators put on a memorable show at the PK80 Tournament over Thanksgiving, averaging 101 points over three games, including an epic double-overtime win vs. Gonzaga in which Jalen Hudson scored 35 points and Chiozza became the first Gator in more than 20 years to record a 25-point, 10-assist performance. Over the three games in Portland, UF shot .486 from the floor and .513 from 3-point range. The Gators climbed to No. 5 in the AP poll following the event, the team's highest rank since Florida finished the 2013-14 regular season at No. 1.

UF opened the season scoring 100+ points in four of the first five games, marking the first time UF ever reached the century mark four times in a five-game span. The Gators also set season-opener school records for most points (116) and most 3-pointers made (15).

White returned the Gators to the national conversation in 2016-17, leading UF to the NCAA Tournament Elite Eight, a 27-9 record and a second-place SEC finish at 14-4. White earned an array of awards, including SEC Coach of the Year and the USBWA and NABC District Coach of the Year. He was also a semifinalist for Naismith Coach of the Year.

In his nine years as a head coach, White has earned conference Coach of the Year honors three times.

White's 48 wins through his first two years rank fourth in SEC history. In posting a six-win improvement over his debut season at UF, White helped the Gators reach 27 wins for just the eighth time in school history.

The Gators posted perhaps the most dominant three-game stretch in program history during the 2016-17 season, downing LSU, Oklahoma and Missouri in succession by at least a 30-point margin. It marked the third time in UF history the Gators won three straight by 30+ but the first time that any such streak included a major conference opponent. Not only were all three wins against power conference foes, but two (LSU, Oklahoma) occurred on the road and marked the first back-to-back 30-point road wins in program history.

Adding in the Gators' 30-point win

The Name of the Game

As famously noted by football coach Herm Edwards, you play to win the game.

Under Mike White, the Gators have done just that. Florida's overall, conference and NCAA wins are among the SEC's best over White's six seasons.

The Gators are also the only SEC team that has rated in the KenPom top 45 in each of the past six seasons, averaging a 26.5 final ranking.

	SEC Ws	Overall Ws	NCAA Ws	KP Avg.
Kentucky	77	149	9	19.5
Florida	63	123	6	26.5
Tennessee	61	123	3	45.5
LSU	60	115	3	68.3
Arkansas	59	128	4	46.0
Alabama	58	117	3	56.2
Auburn	55	123	5	66.7
South Carolina	55	108	4	74.8
Mississippi St.	51	116	0	59.8
Ole Miss	51	105	0	73.3
Texas A&M	48	104	4	79.8
Georgia	40	98	0	83.3
Missouri	35	84	0	100.3
Vanderbilt	33	79	0	85.3

at North Florida, 2016-17 marked the first season in school history that featured three 30-point road wins.

Florida's win at LSU also featured a record-setting 3-point barrage as UF hit a school-record 19 three-pointers, which included one streak of 10 straight makes. The Gators' 58 first-half points marked the team's most on record vs. an SEC opponent.

The Gators also set an SEC scoring record, posting 114 points in the win at Auburn. In the game, Canyon Barry became the first Gator since Joakim Noah to score 30 points off the bench. Depth was a strength for the Gators all season, as eight different players led UF in scoring during the 2017-18 campaign.

Under White's watch in 2016-17, Barry earned SEC Sixth Man of the Year honors, while KeVaughn Allen (first-team) and Kasey Hill (second-team) earned All-SEC honors.

While leading the Gators to a successful campaign on the floor, White and his staff also put together a 2017 recruiting class rated ninth in the nation by ESPN that includes three top-100 players.

In 2015-16, White matched a program record with 21 wins in his first season as head coach at the University of Florida, leading the Gators to a five-win improvement over the previous season. Among active SEC coaches, 21 wins matches the second-most in the first season on the job.

The Gators returned to the postseason, reaching the quarterfinals of the NIT, which included a road win at Ohio State, UF's first-ever road win vs. at Big Ten program. White and the Gators also posted the team's first top-10 win in nearly five years with a dominant 88-71 win vs. ninth-ranked West Virginia in the SEC/Big 12 Challenge.

In White's inaugural season on the Florida bench, Dorian Finney-Smith earned second-team All-SEC honors and KeVaughn Allen was named to the SEC All-Freshman team. Finney-Smith became the first Gator since Al Horford in 2006-07 to tally 500 points and 300 rebounds in a season. Allen's 418 points were the most by a UF freshman since Bradley Beal, and his 32 points vs. Florida State were the fifth-highest single-game output by a freshman in Florida history. The Gators also placed five players on the SEC Academic Honor Roll.

White's first Florida recruit, junior college All-American Justin Leon, provided energy and toughness to the Gators' lineup. Leon posted 14 points and nine rebounds in the win vs. LSU. White's first full signing class includes early signees Eric Hester and Dontay Bassett out of Olds-

Year-by-Year Coaching Record

Year	School	Overall	League	Postseason
2011-12	Louisiana Tech	18-16 .529	6-8 .429	---
2012-13	Louisiana Tech	27-7 .794	16-2 .889	NIT 2nd Rd. (1-1)
2013-14	Louisiana Tech	29-8 .784	13-3 .813	NIT QF (2-1)
2014-15	Louisiana Tech	27-9 .750	15-3 .833	NIT QF (2-1)
2015-16	Florida	21-15 .583	9-9 .500	NIT QF (2-1)
2016-17	Florida	27-9 .750	14-4 .778	NCAA Elite Eight (3-1)
2017-18	Florida	21-13 .618	11-7 .611	NCAA 2nd Round (1-1)
2018-19	Florida	20-16 .556	9-9 .500	NCAA 2nd Round (1-1)
2019-20	Florida	19-12 .613	11-7 .611	Postseason Canceled
2020-21	Florida	15-10 .600	9-7 .563	NCAA 2nd Round (1-1)
Florida	6 Years	123-75 .621	63-43 .594	5 postseasons (8-5/6-4 NCAA)
Overall	10 Years	224-115 .661	113-59 .657	8 postseasons (13-8)

Coaching Honors

SEC Coach of the Year	2017
NABC District Coach of the Year	2013, 2017
USBWA District Coach of the Year	2013, 2017
Conference USA Coach of the Year	2015
WAC Coach of the Year	2013
LABC Major College Coach of the Year	2014



HEAD COACH MIKE WHITE

mar Christian and Gorjok Gak out of Victory Rock Prep in Bradenton. UF hired White as head men's basketball coach on May 7, 2015.

White, the 2014-15 Conference USA Coach of the Year, came to the Gators after leading Louisiana Tech to a 101-40 record (.716) over the past four seasons, including three straight conference championships. Born in Dunedin, Fla., White brought a wealth of SEC experience to the Gators, as a four-year starter at Ole Miss and later an assistant coach for seven seasons under two different head coaches on the Rebels' bench.

"I have an incredible amount of respect for the University of Florida, and I am so excited to be a Gator," White said upon his hire. "Not only is Florida home for me, but the tradition and success that the Gators have built make this an incredible opportunity. I know about the great home court advantage in the O'Connell Center, which is a testament to the fans and the Rowdy Reptiles. There's an unbelievable commitment to excellence athletically and academically at UF, and it starts with the leadership of Dr. Fuchs and Jeremy Foley. I look forward to returning to the SEC where I have a lot of great memories, and I can't wait to create

many more alongside The Gator Nation."

"Michael White is someone who came to the top of our list very quickly and he checks all of the boxes we were looking for," Foley said. "He is a winner who has a high level of integrity, plays an up-tempo style of play and has the respect of his peers and the basketball community. He has experience in coaching, recruiting and playing in the Southeastern Conference and has a strong pedigree. He has a certain authenticity with people and is not afraid of challenges."

"Coach White brings with him a distinguished career and an extraordinary record of success," UF President Kent Fuchs said. "I have no doubt he will uphold high standards on and off the court, and am delighted to welcome him to the Gator Nation."

Under White's leadership, the Bulldogs also advanced to the NIT in each of his final three seasons in Ruston, including quarterfinals appearances in 2014 and 2015. In all three NIT appearances, Louisiana Tech posted a road victory over a major-conference opponent, toppling Florida State in 2013, Georgia in 2014 and Texas A&M in 2015 on their home floors. White got the job done in friendly confines, as well, as he departed the Bulldogs with a 30-game home winning streak intact.

At LA Tech, White established a high-energy, fast-paced system that allows players to flourish. In four seasons at LA Tech, the Bulldogs averaged 74.2 points, 7.4 3-pointers made, 14.0 assists, 8.4 steals, 4.9 blocked shots and 16.1 turnovers forced (seventh in the nation during that span).

The Bulldogs' amazing team and individual feats during White's time leading the program are a testament to the style of play that White coaches. In addition to three straight conference championships, he coached the 2015 C-USA Player of the Year, a 2015 AP All-American, two WAC Newcomer of the Year winners, the 2014 C-USA Sixth Man of the Year, multiple All-Defensive Team nods, the 2014 C-USA Defensive Player of the Year and LA Tech's all-time assists record-holder.

Every season under White's watch, multiple players landed on all-conference teams, including three – Raheem Appleby, Kenneth "Speedy" Smith and Alex Hamilton – in 2014-15. Smith was also

Schedule Strength

The Gators have made no secret of their willingness to play anyone anywhere. Coupled with a strong-as-ever SEC, UF's schedule strength numbers bear out that philosophy. In four of six seasons under White, the Gators have played the toughest non-conference schedule of any SEC team. Florida's overall schedule strength has rated among the top six of all power conference teams in five of six seasons under White, including #1 twice (2015-16, 2016-17) and #3 in 2019-20.

Below is a look at Florida's average schedule strength in KenPom rankings over the past six seasons (2015-21).

	Overall SOS	Nonconf. SOS
Florida	20.8	36.5
Kentucky	29.2	85.3
Alabama	33.8	86.7
Tennessee	38.3	97.7
Georgia	39.8	148.0
Vanderbilt	40.0	164.2
South Carolina	44.0	145.0
LSU	44.2	161.7
Missouri	44.8	171.3
Auburn	46.2	128.8
Texas A&M	50.0	178.2
Arkansas	51.5	181.5
Ole Miss	58.8	227.3
Mississippi St.	62.7	247.2

named the 2014-15 Conference USA Player of the Year

In total, four players earned all-conference honors nine times over the course of four seasons. In 141 games as the LA Tech head coach, 11 different players turned in a total of 69 individual 20-point performances, led by Appleby with 29 games scoring 20 or more and topping the 25-point mark 12 times. Appleby, a three-time all-conference selection at LA Tech, concluded his career with 1,770 points scored (13.9 average), sixth on Louisiana Tech's all-time scoring list, just ahead of Karl Malone.

Over the course of a four-year career at Louisiana Tech that coincided with White's tenure, point guard Smith totaled a school-record 858 assists and holds the nation's best total over the past four seasons. Smith was also the country's single-season leader with 267 assists in 2014-15 and rated second in the nation in 2013-14 with 278, the Bulldogs' single-season record. Smith tallied 22 games with double-digit assists, including a school-record 15 vs. Central Arkansas in 2012.

White's players have mastered effectively scoring – his team led its conference in points scored three straight seasons – while also valuing possession. Louisiana Tech led Conference USA in assist-to-turnover ratio both seasons since joining the league (2013-14, 2014-15) and were conference leaders in turnover margin three straight seasons. The Bulldogs also led their league in either field goals made or 3-point field goals made all four seasons under White.

This aggressiveness was not confined to the offensive end of the floor, either. The Bulldogs ranked in the top 10 nationally in steals two straight seasons, nabbing 303 (8th) in 2014-15 and 339 (4th) in 2013-14. LA Tech also finished 15th in the country last season with 15.6 turnovers forced per game and eighth in 2012-13, causing 17.4 per game.

But White also got the job done in the one stat that matters most – wins and losses. In its first two seasons after joining the C-USA in 2013, Louisiana Tech had the league's best record, both in conference play (28-6; .824) and overall (56-17, .767). He led the Bulldogs to 16 wins vs. RPI Top-100 teams, with LA Tech finishing 54th or better in the RPI rankings each of the past four seasons.

Making his head coaching debut at age 35 in 2011-12, White took one of the youngest rosters in the nation to its first Western Athletic Conference Tournament final in program history, upsetting both Utah State and top-seeded Nevada along the way. The Bulldogs finished 18-16, a six-game improvement over the previous season, while Appleby earned the first of his three career all-conference nods and Trevor



Aydian Child/USA Photo



HEAD COACH MIKE WHITE

Gaskins also earned all-WAC recognition. Appleby's 446 points that season also rated fifth-most all-time by a LA Tech freshman.

During his second season in the bench, the Bulldogs reeled off a program-record 18-game winning streak and appeared in the Associated Press Top 25 rankings for the first time in 28 years. The Bulldogs saw an 11-win improvement in White's second season, finishing 27-7 overall, and a 12-win bump in conference action as a 16-2 mark earned the Bulldogs a WAC co-championship. The 16 conference wins also set a school record, and White was named the Don Haskins WAC Coach of the Year, the United States Basketball Writers Association District VII Coach of the Year and NABC District 6 Coach of the Year, while Appleby and Smith both landed All-WAC honors.

In 2013-14, Louisiana Tech moved into Conference USA, but White's squad did not miss a beat as the Bulldogs matched the program record with 29 victories, including an eight-game road winning streak, finishing 29-8 and 13-3 in C-USA action to share the league crown. LA Tech averaged 81.0 points per game and finished in the top six nationally in scoring margin (third), steals per game (fifth) and turnover margin (sixth), while also landing in the top 20 in scoring offense (t-12th) and assists per game (17th). After one of the greatest seasons in program history, White was named the Louisiana Association of Basketball Coaches (LABC) Major College Coach of the Year, while Smith and Hamilton both earned All-Conference USA recognition.

The team's 27-9 effort in his final season at LA Tech also produced a 15-3 conference record as the Bulldogs won the regular season C-USA championship by a two-game margin. LA Tech, whose 2014-15 roster included five players from the state of Florida, sported a perfect 17-0 record on its home court. In conference play, the Bulldogs' 158 steals were 31 more than the second-ranked team's total. The Bulldogs were well-honored for their efforts with three players – Smith, Appleby and Hamilton – earning all-conference recognition, the most Bulldogs to receive the honor since the 1991-92 season.

While he was at LA Tech, ESPN's Jay Bilas noted that White is one of the nation's best young coaches: "White is a superstar and has done a remarkable job at Louisiana Tech. He has this in his blood."

Prior to getting his first head coaching job at Louisiana Tech, White spent seven seasons from 2004-11 on the Ole Miss coaching staff where he developed a reputation as one of the top assistant coaches in the country. After two seasons coaching under Rod Barnes, White was retained when Andy Kennedy took over the program in 2006. In White's five seasons working in Oxford under Kennedy, they helped lead the Rebels to 20 wins and an NIT berth four times, including two runs to the NIT Final Four, and SEC West titles in 2007 and 2010. In addition to recruiting responsibilities, White also worked closely with the Rebel guards. While White was on staff, Terrico White earned the 2009 SEC Freshman of the Year award and Freshman All-America accolades in 2009.

Prior to his stint on the Ole Miss staff, White spent four years at Jacksonville State from 2000-04, three as an assistant coach and the final season as associate head coach. During his time at the school, Jacksonville State posted the only 20-win season in its Division I history and recorded the program's first-ever win in an Atlantic Sun conference tournament game.

Though born in Dunedin, White lived all over the country before his family settled in New Orleans where he played high school basketball at Jesuit High School. He signed with Ole Miss, where he was a four-year starter at point guard for the Rebels in the late 1990s.

As a four-year starter for the Rebels from 1995-99, White helped lead Ole Miss to consecutive SEC West Division titles in 1997 and 1998, three straight NCAA Tournament berths from 1997-99 and the program's first ever NCAA Tournament win, topping Villanova in the first round in 1999. He was a two-time SEC Academic Honor Roll selection and a member of the 1999 SEC Good Works Team.

After being invited to the Utah Jazz's summer training camp following his college career, White spent the 1999-2000 season playing professionally for the IBL's New Mexico Slam and in England before returning to Ole Miss in the spring of 2000 to complete his B.A. in business.

White's passion for and knowledge of college basketball came naturally, growing up around the game as his father, Kevin White, served as athletic director at Notre Dame, Arizona State, Tulane and Maine. Kevin is currently the athletic director at Duke. Mike's younger brother, Danny, played basketball at Towson and Notre Dame and is now the athletic director at Tennessee, and youngest brother Brian is the athletic director at Florida Atlantic. His sister, Mariah, is an assistant AD at SMU.

He is married to the former Kira Zschau, an all-SEC volleyball player at Ole Miss, who also has a law degree from the university. The couple has two daughters, Rylee and Maggie, twin boys, Collin and Keegan, and another son, Dillon.

White Record vs. Opponents

Alabama	4-3	Maryland-Eastern Shore	1-0	Syracuse	0-1
Alabama-Birmingham	2-2	McNeese State	2-1	Temple	0-2
American	1-0	Mercer	2-0	Tennessee	2-7
Arkansas	8-3	Miami	2-1	Texas A&M	5-3
Arkansas-Little Rock	3-0	Michigan	0-1	Texas-Arlington	2-1
Army	1-0	Michigan State	0-2	TCU	0-1
Auburn	5-2	Middle Tennessee	3-0	Texas-El Paso	2-1
Baylor	1-1	Ole Miss	6-2	Texas-San Antonio	5-1
Belmont	1-0	Mississippi College	1-0	Texas State	2-0
Boston College	1-0	Mississippi State	3-3	Texas Tech	0-1
Butler	1-2	Missouri	4-2	Towson	1-0
Centenary College	1-0	Morehead State	1-0	Troy	1-0
Central Arkansas	2-0	Navy	1-0	Tulane	1-0
Central Baptist	1-0	Nevada	2-2	Tulsa	1-1
Central Michigan	1-0	New Hampshire	1-0	Utah State	3-3
Charleston Southern	1-0	New Mexico State	1-4	Vanderbilt	8-6
Charlotte	4-0	Nicholls State	1-0	Vermont	1-0
Chattanooga	1-0	North Carolina A&T	1-0	Virginia	1-0
Cincinnati	1-0	North Carolina-Greensboro	1-0	Virginia Tech	1-0
Clemson	0-1	North Carolina State	0-1	West Virginia	3-0
Connecticut	0-1	North Dakota	1-0	Western Kentucky	1-0
Denver	1-1	North Florida	5-0	Wisconsin	1-0
Duke	0-2	North Texas	1-1	Wyoming	0-1
East Carolina	0-1	Northeastern	1-0	Xavier	1-0
East Tennessee State	1-0	Northwestern State	3-1		
Florida Atlantic	2-0	Ohio State	1-0		
Florida Gulf Coast	3-0	Oklahoma	2-1		
Florida International	2-0	Oklahoma State	2-0		
Florida State	1-7	Old Dominion	1-1		
Fresno State	2-0	Oral Roberts	0-1		
Gardner-Webb	1-0	Portland State	0-1		
George Washington	0-1	Presbyterian	1-0		
Georgia	10-3	Providence	1-0		
Georgia State	1-0	Purdue	0-1		
Gonzaga	1-1	Rice	4-0		
Hawaii	2-0	Richmond	1-0		
Idaho	2-2	Saint Bonaventure	3-0		
Iona	1-0	Saint Joseph's	2-0		
Illinois-Chicago	1-0	Saint Mary's	0-1		
Incarinate Word	1-0	Samford	1-0		
Jackson State	2-0	San Jose State	4-0		
Jacksonville	1-0	Seattle	2-0		
James Madison	1-0	Seton Hall	1-0		
Kentucky	4-8	South Carolina	3-6		
La Salle	1-0	Southeast Missouri State	1-0		
Little Rock	1-0	Southeastern Louisiana	1-1		
Long Beach State	1-0	Southern	2-0		
Longwood	1-0	Southern Arkansas	1-0		
Louisiana-Lafayette	0-2	Southern Methodist	0-1		
Louisiana-Monroe	3-0	Southern Miss	4-3		
LSU	7-3	Spring Hill	1-0		
Loyola Chicago	0-1	Stanford	2-0		
Marshall	3-0	Stetson	1-0		

Mike White Career Playing Stats (Ole Miss)

Year	GP	GS	Min	Avg	Total			3-Point			F-Throw			Rebounds				PF	FO	Ast	TO	Blk	Stl	Pts	Avg
					FG	FGA	Pct	FG	FGA	Pct	FT	F-FTA	Pct	Off	Def	Tot	Avg								
1995-96	27	20	593	22.0	41	112	.366	15	41	.366	50	69	.725	9	40	49	1.8	57	2	88	65	3	21	147	5.4
1996-97	29	28	724	25.0	40	114	.351	10	43	.233	37	59	.627	5	48	98	1.8	79	2	98	61	1	26	127	4.4
1997-98	29	29	696	24.0	48	99	.485	28	59	.475	34	44	.773	6	52	58	2.0	77	1	87	64	1	20	158	5.4
1998-99	32	32	722	22.6	50	119	.420	23	68	.338	42	64	.656	9	53	62	1.9	72	2	97	60	2	31	165	5.2
Totals	117	109	2735	23.4	179	444	.403	76	211	.360	163	236	.691	29	193	222	1.9	258	7	370	250	7	98	597	5.1



HEAD COACH MIKE WHITE

Wins vs. Ranked Teams

Jan. 30, 2016	#9 West Virginia	88-71
Feb. 4, 2017	#8 Kentucky	88-66
March 18, 2017	*vs. #24 Virginia (Orlando)	65-39
March 24, 2017	*vs. #25 Wisconsin (NYC) OT	84-83
Nov. 24, 2017	vs. #17 Gonzaga (Portland) 2OT	111-105
Dec. 9, 2017	vs. #17 Cincinnati (Newark)	66-60
Jan. 2, 2018	at #11 Texas A&M	83-66
Jan. 20, 2018	at #18 Kentucky	66-64
Feb. 24, 2018	#12 Auburn	72-66
March 3, 2018	#23 Kentucky	80-67
Feb. 20, 2019	at #13 LSU OT	82-77
March 15, 2019	^vs. #9 LSU (Nashville)	76-73
March 21, 2019	*vs. #20 Nevada (Des Moines)	70-61
Nov. 24, 2019	vs. #18 Xavier	70-65
Jan. 18, 2020	#4 Auburn	69-47
Jan. 19, 2021	#6 Tennessee	75-49
Jan. 30, 2021	at #11 West Virginia	85-80
March 19, 2021	*vs. #25 Va. Tech (Indianapolis) OT	75-70

*NCAA Tournament; ^SEC Tournament

Record by Month

	LT	UF	Overall
November	19-7	20-6	39-13
December	20-10	21-12	41-22
January	24-7	32-19	56-26
February	23-6	28-18	51-24
March	15-10	16-18	31-28
Totals	101-40	123-75	224-115

Record by Day

	LT	UF	Overall
Sunday	6-3	6-8	12-11
Monday	7-2	3-1	10-3
Tuesday	8-2	25-15	33-17
Wednesday	9-6	22-11	31-17
Thursday	29-9	16-0	45-9
Friday	7-3	12-6	19-9
Saturday	35-15	39-34	74-49
Totals	101-40	123-75	224-115

Record by Points Scored

	LT	UF	Overall
40-49	0-1	0-1	0-2
50-59	8-8	4-20	12-22
60-69	17-19	17-29	30-41
70-79	38-8	48-21	70-22
80-89	24-4	35-2	51-5
90-99	9-0	10-1	16-1
100-109	3-0	6-0	9-0
110-119	1-0	3-0	4-0
120-129	1-0	0-0	1-0
Totals	101-40	123-75	224-115

Record by Points Allowed

	LT	UF	Overall
49 or fewer	15-0	10-0	25-0
50-59	25-0	28-3	53-3
60-69	32-6	51-22	83-28
70-79	24-21	25-31	49-52
80-89	3-11	6-16	9-27
90-99	2-2	2-2	4-4
100+	0-0	1-0	1-0
Totals	101-40	123-75	224-15

UF Game Superlatives Under White

Category	Florida	Opponent
First-Half Points	High 58 2x, last vs. Stanford (11/23/17)	53 at Tennessee (1/6/16)
	Low 18 at Tennessee (2/21/18)	13 vs. Stanford (11/22/18)
Second-Half Points	High 64 at Auburn (2/14/17)	56 at LSU (2/27/16)
	Low 17 ALABAMA (2/3/18)	17 FGCU (1/27/15)
Total Points	High 116 GARDNER-WEBB (11/13/17)	105 vs. Gonzaga (11/24/17)
	Low 49 vs. Michigan (3/23/19)	39 vs. Virginia (3/18/17)
Field Goals Made	High 42 NORTH FLORIDA (11/16/17)	38 vs. Gonzaga (11/24/17)
	Low 16 vs. West Virginia (12/4/18)	10 STETSON (12/6/20)
Field Goal Attempts	High 79 NORTH FLORIDA (11/16/17)	79 vs. Gonzaga (11/24/17)
	Low 38 vs. Auburn (3/16/19)	41 2x, last GEORGIA (3/2/19)
Field Goal Percentage	High .618 34-55, at Vanderbilt (12/30/20)	.577 30-52, VANDERBILT (2/23/16)
	Low .286 18-63, ALABAMA (2/13/16)	.196 10-51, STETSON (12/6/20)
3-Point FG Made	High 19 at LSU (1/25/17)	13 vs. Auburn (3/16/19)
	Low 0 at South Carolina (1/18/17)	1 3x, last at Mississippi State (1/16/21)
3-Point FG Attempts	High 37 TEXAS A&M (1/22/19)	31 4x, last vs. Vanderbilt (3/11/21)
	Low 9 vs. Miami (11/27/16)	7 at Kentucky (3/9/19)
3-Point FG Percentage	High .682 15-22, vs. Stanford (11/23/17)	.700 7-10, KENTUCKY (3/1/16)
	Low .000 0-17, at South Carolina (1/18/17)	.063 1-16, at Oklahoma (1/28/17)
Free Throws Made	High 37 at Auburn (2/14/17)	30 at LSU (2/27/16)
	Low 0 at Texas A&M (1/2/18)	2 vs. Auburn (3/16/19)
Free Throw Attempts	High 46 vs. West Virginia (12/4/18)	43 at LSU (2/27/16)
	Low 1 at Texas A&M (1/2/18)	5 2x, last vs. Auburn (3/16/19)
Free Throw Percentage	High 1.000 2x, last 14-14, at Arkansas (2/16/21)	.950 19-20, vs. Duke (11/26/17)
	Low .000 0-1, at Texas A&M (1/2/18)	.250 3-12, at Navy (11/13/16)
Offensive Rebounds	High 23 ALABAMA (2/13/16)	23 FLORIDA STATE (12/4/17)
	Low 3 BAYLOR (1/27/18)	2 GEORGIA (3/2/19)
Defensive Rebounds	High 40 RICHMOND (12/1/15)	36 vs. Vanderbilt (3/10/17)
	Low 15 at Georgia (1/19/19)	10 vs. Auburn (3/16/19)
Total Rebounds	High 57 RICHMOND (12/1/15)	51 FLORIDA STATE (12/4/17)
	Low 23 at Kentucky (3/9/19)	17 vs. Auburn (3/16/19)
Assists	High 26 2x, last NORTH FLORIDA (11/27/18)	22 at Georgia (1/23/21)
	Low 3 NEW HAMPSHIRE (11/19/17)	2 at North Florida (12/1/16)
Blocked Shots	High 12 SOUTH CAROLINA (2/3/21)	11 vs. Tennessee (3/12/21)
	Low 0 at Kentucky (2/27/21)	0 14x, last vs. Oral Roberts (3/21/21)
Steals	High 15 2x, last vs. Stanford (11/22/18)	14 2x, last vs. Auburn (3/16/19)
	Low 1 2x, last at Georgia (1/30/18)	1 11x, last vs. Arkansas (3/9/18)
Turnovers	High 20 3x, last vs. Oral Roberts (3/21/21)	24 INCARNATE WORD (12/22/17)
	Low 3 at Vanderbilt (2/17/18)	4 vs. Auburn (3/16/19)
Personal Fouls	High 28 at Auburn (2/14/17)	31 vs. Mercer (11/13/16)
	Low 9 vs. Auburn (3/16/19)	8 NORTH FLORIDA (11/27/18)
Largest Victory	Home 50 104-54, NORTH CAROLINA A&T (11/16/15)	
	Away 35 106-71, at LSU (1/25/17)	
	Neutral 41 87-46, vs. Charlotte (12/17/16)	

Player Recognitions

Below is a look at all the on-court player awards Florida's players have accumulated playing under White, in addition to six players who secured all-conference honors in White's four seasons at Louisiana Tech.

KeVaughn Allen	2017 All-SEC (1st-Team Coaches, 2nd-Team AP) 2017 NCAA Tournament All-East Regional Team 2016 SEC All-Freshman Team
Canyon Barry	2017 SEC Sixth Man of the Year 2017 CoSIDA Academic All-America of the Year
Kerry Blackshear Jr.	2020 All-SEC (2nd-Team coaches)
Colin Castleton	2021 All-SEC (2nd-Team Coaches)
Chris Chiozza	2018 All-SEC (1st-Team Coaches, 2nd-Team AP) 2018 SEC All-Defensive Team 2017 NCAA Tournament All-East Regional Team
Dorian Finney-Smith	2016 All-SEC (2nd-Team Coaches, 3rd-Team AP)
Kasey Hill	2017 All-SEC (2nd-Team Coaches) 2017 SEC All-Defensive Team
Keyontae Johnson	2020 All-SEC (1st-Team Coaches, 2nd-Team AP)
Scottie Lewis	2020 SEC All-Freshman Team
Andrew Nembhard	2019 SEC All-Freshman Team
Tre Mann	2021 All-SEC (1st-Team Coaches, 2nd-Team AP)

AL PINKINS

Associate Head Coach | 4th Season | N.C. State, 1998 | Camilla, Ga. | Hired May 11, 2018



Al Pinkins joined the Florida coaching staff as associate head coach on May 11, 2018, helping the Gators to NCAA Tournament bids in 2019 and 2021, along with what would've been another before the 2019-20 season ended abruptly. The Gators have posted a 54-38 mark during Pinkins' tenure, including eight wins vs. top-25 opponents.

Pinkins focuses on Florida's frontcourt and has helped the Gators' starting center to All-SEC accolades each of the past two seasons, as Kerry Blackshear Jr. garnered the honor in 2019-20 and Colin Castleton in 2020-21.

During the 2020-21 campaign, the Gators earned a pair of top-25 regular season wins before notching a third with an overtime win vs. Virginia Tech in the NCAA Tournament. The Gators' 75-49 thrashing of sixth-ranked Tennessee was all the more impressive as UF played the game shorthanded, and the 26-point margin of victory matched Florida's largest vs. an AP top-10 team in the history of the poll. Florida added another impressive performance in an 85-80 road victory at 11th-ranked West Virginia, helping clinch the SEC/Big 12 Challenge for the SEC.

As a team, the Gators led the SEC in field goal percentage (.471), 3-point field goal percentage (.356) and free throw percentage (.753), becoming the first SEC team to lead the league in all three categories since Florida did so in the 2005-06 campaign.

On an individual level, Tre Mann and Castleton both earned All-SEC honors. Castleton also set an O'Connell Center record with eight blocks vs. Ole Miss while also scoring 21 points and grabbing 10 rebounds, becoming the first SEC player with a 20/10/8 stat line in league play since 1997. Castleton then added his name to an impressive list late in the season, becoming the sixth player over the past 25 years to have an NCAA Tournament game with at least 19 points, 14 rebounds, three blocked shots and two assists, joining Zion Williamson, JaJuan Johnson, Kevin Love, Nick Collison (three times) and Tim Duncan.

Florida posted a 19-12 mark in the 2019-20 season, another NCAA Tournament bid before its season, along with the rest of the sports world, came to a standstill on March 12, 2020. The Gators earned the Charleston Classic championship, led by MVP Keyontae Johnson, defeating 18th-ranked Xavier in the championship. It marked UF's first holiday tournament championship since 2009. The Gators also posted a 69-47 rout of #4 Auburn in Gainesville. Pinkins had scout coach duties for both the Xavier and Auburn victories.

The 2019-20 season also saw two of the largest rallies in Florida history, as the Gators came back from 22 points down vs. Georgia, matching UF's largest ever, and 21 down against Alabama.

Johnson and Kerry Blackshear Jr. earned All-SEC honors, and Scottie Lewis locked up a spot on the SEC All-Freshman team. In SEC play, the Gators led the league in field goal percentage (.470) and 3-point percentage (.376), while Noah Locke led the conference in 3-point percentage (.481).

The Gators accomplished all that while fielding one of the youngest teams in the nation and what would've been the youngest team in the entire NCAA Tournament field.

Florida's 2018-19 season featured the team bouncing back from a 12-11 start to earn not only an NCAA Tournament bid, but a first-round victory against 20th-ranked and seventh-seeded Nevada. Specializing in developing post players, Pinkins helped Kevarrius Hayes have the most productive season of his career, averaging 8.3 points and 6.3 rebounds per game. Hayes' season numbers don't tell the whole story, however, as Hayes continued to improve throughout the season, averaging 11.2 points per game over the final 12 games and becoming a key component in Florida's NCAA Tournament push.

The Gators started three freshmen for the first time in 20 years in 2018-19. Each of them turned in high-level seasons, as Noah Locke set UF's freshman record for 3-pointers (81), SEC All-Freshman honoree Andrew Nembhard racked up 196 assists, the fourth-highest single-season total in Florida history, and Keyontae Johnson turned in four double-doubles, including three in the postseason.

UF led the SEC in scoring defense, allowing 63.6 points per game, and 3-point field goal defense, permitting opponents a .316 clip from long range.

Prior to Florida, Pinkins built 15 years of collegiate coaching experience, including five in the Southeastern Conference, and a history of developing frontcourt players.

Pinkins spent 2016-18 at Texas Tech where he helped the Red Raiders reach the Elite Eight in the 2018 NCAA Tournament, including a second-round win vs. Florida. Over the course of those two seasons, Texas Tech picked up 11 wins vs. ranked opponents. The Red Raiders collected a pair of victories over Associated Press Top 10 opponents during the 2016-17 season in No. 4 Baylor and No. 7 West Virginia for the first time since 2007-08.



ASSOCIATE HEAD COACH AL PINKINS

Keenan Evans and Zach Smith garnered All-Big 12 Preseason honors in 2017-18, the first pair of Texas Tech teammates to accomplish the feat dating back to 2010-11.

In his only season at LSU, Pinkins worked with Ben Simmons, the NBA's top overall draft pick in 2016. Simmons was the consensus 2016 National Freshman of the Year and rated among the SEC's top five in points (19.2), rebounds (11.8), assists (4.8) and steals (2.0) per game.

Pinkins worked with a young and undersized Tennessee front line in 2014-15 as the Vols posted a positive rebounding margin fueled by a second place finish in defensive rebounds and fourth place finish in offensive rebounds.

During his time at Ole Miss, which came just after White's departure from Oxford to lead the Louisiana Tech program, Pinkins coached the program's all-time leading rebounder in Murphy Holloway and the program's all-time leading shot blocker in Reginald Buckner. Holloway came away with an All-SEC First-Team selection, while Buckner tucked

away SEC All-Defensive Team honors in 2013. The Rebels secured the 2013 SEC Tournament title, a NCAA Tournament berth and matched a program single-season record with 27 victories.

Pinkins' first collegiate coaching opportunity came at Middle Tennessee State from 2003-11. He was involved in all aspects of the Blue Raiders program, highlighted by recruiting throughout the South and the development of MTSU's post players. The 2010 MTSU team advanced to postseason play in the CollegelInsider.com event.

Pinkins began his playing career as a standout prep performer at Mitchell-Baker High School in Camilla, Georgia. He helped lead his team to consecutive state championships during the 1989-90 and 1990-91 seasons. Pinkins also quarterbacked the MBHS football team to the 1990 Georgia state championship.

Pinkins started his collegiate playing career at Chipola Junior College in Florida from 1993-95 where he averaged 17.5 points and 8.0 rebounds per game over his two seasons. He transferred to North

Carolina State after his sophomore season. Pinkins secured 9.5 points and 7.0 rebounds per game. The 1997 NC State squad advanced to the NIT Second Round.

Pinkins played professionally with Team Baleno in Zaragoza, Spain. He posted 22 points and nine rebounds per game in 1998. He also played for the Raleigh (N.C.) Cougars in the United States Basketball League (USBL) in 1998 and for Minot (N.D.) in the International Basketball Association (IBA) where he captured Most Valuable Player honors.

Following his IBA stint, Pinkins played overseas and picked up 29 points and 11 rebounds per game in the Qatar Basketball Association along with an 11-point, 8-rebound averages in the Chinese Basketball Association.

Pinkins earned his bachelor's degree in sociology from NC State in 1998. He and his wife, Kara, have three sons: Patton, Pryce and Penn.



Tim Casey/UAA Communications

ERIK PASTRANA



Assistant Coach | 1st Season | Florida State, 2007 | Miami, Fla. | Hired May 24, 2021

Florida men's basketball head coach Mike White announced the hiring of assistant coach Erik Pastrana on May 24, 2021.

"We're really excited about Erik joining the Florida program," White said. "He has a proven track record, coaching and recruiting at a high level everywhere he's been and will be a great fit with our team and our staff."

Pastrana most recently spent the past two seasons as assistant coach and recruiting coordinator at Oklahoma State where the Cowboys posted a 39-23 (.629) record, and he helped OSU sign the No. 4 recruiting class in 2020 that included eventual Naismith finalist and potential 2021 No. 1 draft pick Cade Cunningham.

"I am beyond excited to join one of the elite programs in all of college basketball," Pastrana said. "Having grown up in Florida, I am fully aware of the tradition and passion that comes with being a part of Florida Basketball. I don't take this opportunity lightly and can't wait to help continue the success this university and its fans deserve."

"I am so thankful for the past two years at Oklahoma State working alongside one of my best friends in Mike Boynton. It was going to take a special situation for me to leave Stillwater, and I found that in the University of Florida and Coach White. Let's get to work! Go Gators!"

A Miami native, Pastrana is Cuban American and a member of the Latino Association of Basketball Coaches. He has a long history in Florida, with experience coaching high school, AAU, junior college and Division I in the state.

He joined the Oklahoma State staff after spending a season at Florida Atlantic working under former Florida assistant Dusty May, helping the Owls to a 17-16 mark in 2018-19, May's first season leading the program.

Prior to his time in Boca Raton, Pastrana spent the 2017-18 season as the head coach at Daytona State College, where he led the Falcons to a 19-12 record and had four players named to the Mid-Florida All-Conference Team. He spent the 2016-17 season back in his hometown as an assistant coach at Florida International University.

In his three seasons at SFA, Pastrana and the Lumberjacks won three consecutive Southland Conference Championships, had three straight Southland Players of the Year and earned NCAA Tournament victories over VCU in 2014 and West Virginia in 2016. The 89 wins that staff accrued tied for the most by any coaching staff in its first three campaigns in NCAA history.

Pastrana began his career as a graduate assistant under Frank Martin at Kansas State from 2007-09. In his first season with K-State, the Wildcats finished third in the Big 12 with a 21-12 record, notched their first NCAA Tournament win since 1988 and saw freshman Michael Beasley selected No. 2 in the NBA draft. Kansas State posted another 20-win season during Pastrana's second year, earning an at-large bid to the NIT.

Following his experience with the Wildcats, Pastrana worked as an assistant coach at Labette Community College in Parsons, Kansas, and Northwest Florida State College in Niceville, Florida. At NWFSC, Pastrana helped lead the Raiders to a 30-4 record and an appearance in the NJCAA National Championship. On top of his collegiate experience, Pastrana has also coached two highly respected AAU programs, the Florida Rams and KC Run GMC.

Pastrana holds a master's degree in counseling and student development from Kansas State and earned his bachelors in history from Florida State in 2007.



Alex de la Osa/UAA Photo

AKEEM MISKDEEN



Assistant Coach | 1st Season | Queens University (N.C.), 2008 | Chicago, Ill. | Hired May 29, 2021

Florida men's basketball coach Mike White announced the hiring of assistant coach Akeem Miskdeen on May 29, 2021.

"We're really excited about what Akeem will bring to the Florida program," White said. "He has proven himself everywhere he's been and will fit well with everyone here in our building. We're really glad to have the opportunity to add him to our coaching staff."

"My family and I are ecstatic to join Coach White, his staff, the Gainesville community and Gator Nation," Miskdeen said. "Being a part of Florida basketball is special, and I will take pride and work relentlessly to continue its success."

A Chicago native, Miskdeen has worked extensively with the backcourt and been a key component in player development for guards at all his coaching stops. He comes to UF from Florida Atlantic, where he has helped the Owls to a 47-41 record, posting winning records in each of the past three seasons, something FAU had done just once before in program history (1989-92).

He helped coach his teams to three straight NCAA Tournament bids from 2015-17 while at Hampton (2015, 2016) and Kent State (2017). This past season, he served as acting head coach for two games while FAU head coach and former Florida assistant Dusty May was sidelined due to health and safety protocols.

In 2018-19, the Owls earned their first winning record since 2011, highlighted by an overtime road win at Illinois, and made the third postseason appearance in school history as Anthony Adger earned all-conference honors. The Owls earned a Conference USA Tournament win in 2020 before college basketball was shut down, and FAU picked up another conference tournament win in 2021.

Miskdeen came to FAU after two seasons as an assistant at Kent State, where he helped the Golden Flashes to 39 wins and an NCAA Tournament appearance during his time on the bench. During the 2017-18 season, Miskdeen helped junior point guard Jalen Avery lead the nation in assist to turnover ratio.

Miskdeen worked directly with the guards during a 2016-17 that saw sophomore Jaylin Walker break out late in the season as the Golden Flashes made their run to the NCAA Tournament. Working with Miskdeen, Jaylin Walker more than doubled his scoring average to 15.8 points per game and posted a 30-point performance in the MAC Championship game against Akron, picking up MAC Tournament MVP in the process.

Miskdeen came to Kent after spending five seasons on the staff at Hampton, where he was promoted to associate head coach prior to the 2013-14 season, also serving as the Pirates' recruiting coordinator. He helped guide the Pirates to NCAA Tournament appearances in 2015 and 2016. In 2015, Hampton defeated Manhattan in a first-round match-up for the program's second-ever NCAA Tournament win, and in 2016 the Pirates earned their first regular season title since 2002.

Miskdeen was the Pirates' recruiting coordinator, and he was also responsible for guard development, opponent scouting, and coordinating the team's travel. He played a key role in recruiting First Team All-MEAC guards Quinton Chievous and Reginald Johnson, Jr. from his hometown of Chicago.

In the 2015-16 season, Miskdeen helped guide the Pirates to a 21-11 overall record and the Mid-Eastern Athletic Conference (MEAC) regular season title with a mark of 13-3 before defending the conference tournament championship to earn the MEAC's automatic bid to the NCAA Tournament. The regular season title was Hampton's first since the 2001-02 season.

Coming up through the coaching ranks, Miskdeen spent the 2008-09 season as Hampton's director of basketball operations before one-year Division II stops at Mount Olive College and Wingate University, both located in North Carolina.

As a student-athlete, Miskdeen spent two years at Laramie County (Wyo.) Community College before transferring to Queens University (N.C.) in 2006. Miskdeen served as team captain both years at Laramie, and he is the school's all-time assists leader. At Queens, Miskdeen was a two-time Defensive MVP and served as team captain during the 2007-08 season and led Queens to back-to-back NCAA Division II Tournament appearances.

A 2008 graduate of Queens with a bachelor of arts in corporate communication, he also earned a Master's degree in sports administration from Hampton University. Miskdeen is married to the former Lasherra Joyner. They are proud parents of a daughter, Skylar.



Tim Casey/UFM Photo

DAVE WERNER

Associate AD, Sports Health | 18th Season/28th at UF | Eastern Kentucky, 1991 | Versailles, Ind.

Dave “Duke” Werner, Associate Athletic Director for Sports Health, enters his 18th year as the University of Florida men’s basketball Athletic Trainer and his 28th year with Gator athletics, having spent his first 10 years in Gainesville working with the UF baseball program. Werner is responsible for student-athletes’ daily care, as well as injury prevention and rehabilitation in the basketball program. He joined the Florida athletic training staff in June 1994.

Werner has made a tremendous impact on the Gator basketball program, and his planning is instrumental to helping the team make it through the grind of a season in good health. Werner also provides leadership for Florida’s entire sports health team of athletic trainers.

During Werner’s time with Florida basketball, the Gators have made 12 NCAA Tournament appearances with two national championships, three Final Fours and seven Elite Eight appearances, along with four SEC regular season championships and four SEC Tournament championships.

He has provided care to 21 future NBA players, including 13 NBA draft picks and seven first-round selections. His alma mater, Eastern Kentucky, named him the 2013 Department of Exercise and Sport Sciences Alumnus of the Year.

Werner has been a trusted advisor to head coaches Mike White and Billy Donovan, helping strategize practice loads on a team-wide and individual basis. Werner’s input is also instrumental to the Gators’ postseason success, helping the team with the quick turnarounds that postseason play requires.

For the Gators’ 2013-14 Final Four season, which included the historic 30-game winning streak, Florida had a usual starter miss just two

games due to injury, with Michael Frazier II, Will Yeguete and Patric Young all playing 39 games. Yeguete, who missed time with injury his sophomore and junior years, started all 39 games of his senior campaign. Young finished his career with 150 appearances, never missing a single game.

During the 2012-13 season, five of Florida’s regular eight-man rotation missed time due to various injuries, but Werner’s care helped three of those players miss just one game. In addition, Werner’s rehab work with Will Yeguete allowed the power forward to return from early-February arthroscopic knee surgery in time to participate in the postseason.

Only one game was missed in 2005-06 due to injury, despite significant injuries to both Lee Humphrey and Corey Brewer, due to Werner’s relentless rehabilitation. In 2006-07 Werner played an instrumental role in rehabbing Al Horford who sprained his ankle on Dec. 10 and returned just over two weeks later in time for a showdown with Ohio State. In 2007-08, the Gators had the same starting lineup for 35 of 36 games.

The Versailles, Ind., native has earned three gold medals as an Athletic Trainer with USA Basketball, at the 2013 U19 FIBA World Championships and the 2012 and 2014 U18 FIBA Americas.

Werner brought to Florida an extensive background in professional sports after spending time in both the National Football League and minor league baseball. Prior to joining the Gator staff, he held a six-month Assistant Athletic Trainer position for the NFL’s Tampa Bay Buccaneers during the 1993 NFL season and served a four-year stint in the Baltimore Orioles minor league organization from 1988-91. As the

head Athletic Trainer for the Orioles entries in the Gulf Coast League, Appalachian League and New York-Penn League during the span, Werner’s baseball background translates into top-notch, experienced treatment and care for the Gator players.

As the Florida baseball Athletic Trainer, Werner was responsible for the training duties over 40 future professional players. Werner also watched and helped 12 former Gators make their way through minor league baseball into Major League uniforms.

A 1991 graduate of Eastern Kentucky, he earned a degree in athletic training, as well as a teaching certificate for grades 7 through 12 in physical education and health. Werner continued his education at the University of Louisville, earning a master’s degree in sports administration in 1993. While at Louisville, he served as a Graduate Assistant Athletic Trainer for the Louisville athletic program and worked specifically with the Cardinal basketball, swimming and soccer programs.


Werner is a member of the National Athletic Trainers’ Association, the Southeast Athletic Trainers’ Association and the Athletic Trainers’ Association of Florida. A graduate of South Ripley High School, Werner enjoys fishing and body surfing.

He is married to the former Gwen Strayhorn, and they reside in Gainesville. The couple are the parents of two daughters, Makayla and Catherine, and one son, Colton.



Alex de la Osa/UAA Photo

PRESTON GREENE



Director, Strength & Conditioning | 11th Season | Clemson, 1999 | Peachtree City, Ga.

Preston Greene enters his 11th season at Florida after being hired on August 23, 2011. Greene is one of the most respected thinkers and practitioners in his field and has been instrumental in raising the level of Florida basketball players under two head coaches.

In his 10 seasons at Florida, he has helped the Gators earn a 230-114 record, win the 2013 and 2014 SEC regular season championships and the 2014 SEC Tournament. During Greene's tenure, UF has earned seven NCAA Tournament berths, 16 NCAA Tournament wins, four Elite Eights appearances and a trip to the 2014 Final Four. Greene has trained future NBA players Bradley Beal, Erik Murphy, Michael Frazier, Dorian Finney-Smith, Devin Robinson, Chris Chiozza, Tre Mann and Scottie Lewis.

During the Summer of 2015, the weight room in Florida's basketball complex underwent a \$1 million upgrade, for which Greene spearheaded the UAA's design input. The renovation doubled the size of the weight room to 3,000 square feet and added a fueling station and office spaces, enabling Greene and his staff to continue expanding and innovating their training options for the team.

Greene came to the Gators after a two-year stint from 2009-11 as an Assistant Strength and Conditioning Coach with Clemson men's basketball. During his time at Clemson, the Tigers posted a combined record of 43-23 and advanced to a pair of NCAA Tournaments.

Greene is one of several internationally certified Level 5 coaches through the Poliquin International Certification Program (PICP) and is a BioSignature Modulation Practitioner. He also contributed to the third edition of *Basketball for Dummies* by Digger Phelps, released in October 2011, updating and revising a chapter on strength and conditioning. In addition, Greene has hosted several private internships

from coaches internationally, including Canada, Sweden, Germany, Dubai (UAE), Australia, Russia, Belgium and Switzerland.

During his first season at Florida, Greene's work with the Gators was featured on the cover of *Bigger, Faster, Stronger* magazine. Greene and the Gators' offseason strength program was featured on ESPN's *Gymrats* program during the 2019 offseason.

Greene, a 1999 Clemson graduate, returned to his alma mater after multiple stops, including a one-year stint (2008-09) as the Strength and Conditioning Coach for Stanford under head coach Johnny Dawkins. Stanford posted a 20-14 record and advanced to the College Basketball Invitational.

Prior to his lone season in Palo Alto, Greene served as the Director of Strength & Conditioning for Charlotte from 2003-08. He worked primarily with the men's basketball team under coach Bobby Lutz and also worked closely with the men's golf team. Greene was an Assistant Strength, Speed & Conditioning Coach at the University of Arizona for two years prior to his time with the 49ers program. At Arizona, he assisted with the implementation of strength, speed and conditioning for the football team, while serving as the Head Strength Coach for the women's basketball and women's soccer programs. He also directed the department's nutrition and supplementation program.

The Peachtree City, Ga., native worked as a student and graduate assistant under Joey Batson from 1995-99. He was in charge of strength & conditioning for golf, women's soccer, men's tennis, and volleyball. He also assisted with football during his time at Clemson.

Greene earned a bachelor's degree in health science from Clemson in 1999, with a minor in sport management. He received a master's

degree in 2000 from the University of Minnesota in applied kinesiology and sports management. Greene holds numerous certifications and memberships, including the National Strength & Conditioning Association (NSCA). He also recently earned certification as a performance enhancement specialist by the National Association of Sports Medicine (NASM).

He is the co-founder of the Eleiko Strength Summit, first held on May 8, 2010, at the Poliquin Strength Institute in Greenwich, R.I. The Eleiko Strength Summit is an invite-only event that attracts the elite level strength & conditioning coaches in the United States.

Preston Greene Coaching Tree

Past Florida Assistants/Interns

Matt Aldred	Furman (MBB/WBB)
Dan Apodaca	South Alabama (MBB)
Blake Bender	Cal (MBB)
Collin Crane	Mississippi State (MBB)
Sean Ferguson	Southern New Hampshire
Will Greenberg	Buffalo Bills (NFL)
Patrick Lewis	Jacksonville (MBB)
Justin McClelland	Clemson (MBB)
Tyler Stuart	Cincinnati (MBB)
Jon Uribe	UAB (MBB)
Griffin Waller	Univ. of Portland (MBB)

Other Past Assistants

Bradford Scott	Atlanta Braves (MLB)
Stephen DiLustro	San Jose Sharks (NHL)
Jim Krumpus	Arizona (MBB)



SUPPORT STAFF



JONATHAN BLAKE

Director of Basketball Operations | 7th Season | North Carolina, 2011 | Durham, N.C.

Jonathan Blake enters his seventh season at Florida and his fourth as director of basketball operations. He has previously worked as assistant to the head coach (2017-18) and video coordinator (2015-17) at Florida.

Blake originally came to UF with head coach Mike White from Louisiana Tech in 2015. The Gators are 123-75 during his tenure with the team and have earned four NCAA Tournament berths, including a 2017 Elite Eight appearance and six total NCAA Tournament victories.

Blake spent two years as a graduate staff member at Louisiana Tech, including the 2014-15 season when he had video coordinator responsibilities, as well. During Blake's two seasons in Ruston, he earned his M.S. in Kinesiology with a Sports Administration emphasis. The Bulldogs posted a 56-17 record, won the Conference USA both seasons and reached the National Invitation Tournament quarterfinals in that time.

Prior to his stint at LA Tech, Blake spent the 2012-13 season as an assistant coach at Division III NYU-Poly

in Brooklyn, N.Y., where he coached on-court, conducted individual workouts, scouted opponents, recruited and handled film exchange. He helped the Blue Jays post a three-win improvement over the previous season. Blake also worked as an assistant coach at Riverside High School in Durham, N.C., during the 2011-12 season.

Blake is a 2011 graduate of the University of North Carolina, where he earned his B.A. in exercise sport science.



BRYCE DOUGLAS

Special Asst. to the Head Coach | 5th Season | Puget Sound, 2009 | Tacoma, Wash.

Bryce Douglas enters his fifth season at Florida after joining Mike White's staff in 2017, serving as Director of Scouting for three seasons before moving into his current role in 2020.

The Gators have posted a 75-51 record during that time and earned NCAA Tournament appearances in 2018, 2019 and 2021, winning a game in all three tournaments.

During Douglas' tenure, the Gators have competed against one of the nation's most challenging schedules, playing a top-15 schedule in 2018-19 and 2018-19 and the SEC's toughest slate in

2019-20. The Gators also played the SEC's hardest non-conference schedule in 2018-19 and 2019-20.

Douglas came to UF after two seasons as an advance/analytics scout for the Phoenix Suns, where he assisted with opponent and self-scouting duties, on-court development and player evaluations. During summer league play, Douglas researched and presented scouting reports to the team.

While with the Suns, Douglas also worked at USA Basketball senior national teams mini camps.

Douglas previously was part of Duke's support staff during the 2014-15 season when the Blue Devils

won the national championship.

Douglas worked as an assistant coach at Division III Whitman College in Walla Walla, Wash., for two seasons 2011-13. The team compiled a 37-16 during Douglas' time on staff.

The Tacoma, Wash., native also worked as a graduate assistant at the University of San Diego 2009-11, earning his M.A. in Leadership Studies.

Douglas is the son of Dave and Ginny Douglas and has one brother, Cole. He double majored in Psychology and Business at University of Puget Sound.



TOM WILLIAMS

Assistant AD, Student Services | 37th Season | Florida, 1978 | Tarpon Springs, Fla.

Tom Williams is a 36-year veteran at the Otis Hawkins Center for Academic and Personal Excellence at Farrior Hall. Williams has been providing personalized professional and academic guidance for the Gator basketball team in numerous areas since 1986. A regular on Florida road trips, his tutoring and mentoring extends beyond his campus office. Williams also assists in NCAA academic compliance and certification.

Under Williams, the Gator basketball team has earned a league-best 118 Southeastern Conference Academic Honor Roll selections. In 2014, Florida placed a conference-record eight players on the SEC Academic Honor Roll, and the Gators placed seven in 2015 and 2019. For seven of the past eight years (2014-17, 2019-21), the men's basketball program has been recognized by the NCAA for having an APR score in the top 10 percent nationally.

In 2014, one of the most notable scholar-athletes in Florida history graduated, as Patric Young wrapped up a decorated career. Young was the first three-time SEC Scholar-Athlete of the Year and was named an Academic All-American as a senior. Young also earned the Ben Hill Griffin Award as a senior and was on the SEC Community Service Team as a junior.

A Florida player has earned SEC Scholar-Athlete of the Year six times, including repeat honors from Lee Humphrey (2006 and '07) and Young (2012, '13 and '14), along with Ray Shipman (2009). Humphrey also earned second-team *ESPN the Magazine* Academic All-America honors in 2006 and first-team recognition in 2007.

Matt Bonner became the first basketball player in Gator basketball history and the third athlete in


school history to be recognized as the Academic All-American of the Year when he earned that honor in 2002 and then repeated the honor in 2003. Bonner was selected as a Verizon Academic All-American each year from 2001-03. Canyon Barry earned Academic All-American of the Year and first-team Academic All-American honors in 2017.

The 1997 and 1998 Gator squads set then-league records with six Academic Honor Roll selections, a number matched again in Florida's national title year of 2007.

Williams, who is originally from Tarpon Springs, Fla., graduated from Florida in 1978 with a degree in English Education and earned his Master's Degree in Education at Mercer in 1984.



SUPPORT STAFF




BENNETT ANDERSEN
Manager



TIM CASEY
Photographer




JAY CLUGSTON
Team Physician




NOLAN CRIST
Scouting Assistant




COURTNEY CULBREATH
Asst. Staff Photographer




JULIE DANIELSON
Scouting Assistant



ANDREW FORD
Manager




MAX FORSTOT
Manager




MARKUS FURST
Strength & Conditioning Asst.



CHRIS HARRY
Senior Writer




JORDAN JACOBSON
Manager



JU-RAY KUO
Manager




JACOB LOVELACE
Creative Media



CALEB MCKINLEY
Manager



CASEY MONTALVO
Communications Assistant



MICHAEL MOSER
Team Physician



DENVER PARLER
Assistant AD, Communications



BRAD PATTERSON
Massage Therapist




JACK PFAFF
Assistant AD, Operations & Facilities




TRACY PFAFF
Executive Assistant




RACHEL RIGER
Social Media & Digital Content Coord.




MIKE ROBUCK
Program Coordinator



LYNDA TEALER
Executive Associate AD, Admin.



MATTHEW ULINO
Manager



SPENCER WEBER
Scouting Assistant




HEAD SHOT ROSTER



#0 MYREON JONES

G | Sr.* | 6-3 | 175 | Birmingham, Ala.



#1 CJ FELDER

F | Jr.* | 6-7 | 231 | Sumter, S.C.



#3 ALEX KLATSKY

G | So.* | 6-4 | 185 | Colts Neck, N.J.




#4 ANTHONY DURUJI

F | Sr.* | 6-7 | 209 | Germantown, Md.




#10 ELIJAH KENNEDY

G | Fr. | 6-3 | 185 | Virginia Beach, Va.



#11 KEYONTAE JOHNSON

F | Sr.* | 6-5 | 229 | Norfolk, Va.



#12 COLIN CASTLETON

F | Sr.* | 6-11 | 231 | Deland, Fla.




#14 KOWACIE REEVES

G | Fr. | 6-6 | 182 | Macon, Ga.



#20 JACK MAY

G | So.* | 6-4 | 175 | Boca Raton, Fla.



#22 TYREE APPLEBY

G | Sr.* | 6-1 | 163 | Jacksonville, Ark.



#23 BRANDON MCKISSIC

G | Gr. | 6-3 | 185 | Ferguson, Mo.



#24 PHLANDROUS FLEMING JR.

G | Gr. | 6-5 | 205 | Athens, Ga.




#32 TOUNGTHACH GATKEK

F | So. | 6-9 | 172 | Portland, Maine



#33 JASON JITOBOH

C | Jr.* | 6-11 | 305 | Abuja, Nigeria



#44 NIELS LANE


G | So.* | 6-5 | 206 | Freehold, N.J.



MIKE WHITE
Head Coach



AL PINKINS
Associate Head Coach



ERIK PASTRANA
Assistant Coach



AKEEM MISKDEEN
Assistant Coach



2021-22 SCHEDULE

Date	Day	Opponent	Location	Time	TV
Nov. 1	Monday	EMBRY-RIDDLE (Exh.)	GAINESVILLE, FL	7 p.m.	SEC+
Nov. 9	Tuesday	ELON	GAINESVILLE, FL	8 p.m.	SEC+
Nov. 14	Sunday	FLORIDA STATE	GAINESVILLE, FL	1 p.m.	ESPN
Nov. 18	Thursday	MILWAUKEE	GAINESVILLE, FL	6 p.m.	SEC+
Nov. 22	Monday	California (Ft. Myers Tip-Off)	Ft. Myers, FL	8:30 p.m.	FS1
Nov. 24	Wednesday	Seton Hall or Ohio State (Ft. Myers Tip-Off)	Ft. Myers, FL	6/8:30	FS1
Nov. 28	Sunday	TROY	GAINESVILLE, FL	12 p.m.	SEC Net.
Dec. 1	Wednesday	Oklahoma	Norman, OK	TBA	TBA
Dec. 6	Monday	TEXAS SOUTHERN	GAINESVILLE, FL	6 p.m.	SEC+
Dec. 8	Wednesday	NORTH FLORIDA	GAINESVILLE, FL	7 p.m.	SEC Net.
Dec. 12	Sunday	Maryland (Naismith Basketball Hall of Fame Invitational)	Brooklyn, NY	4:30 p.m.	TBA
Dec. 18	Saturday	USF (Orange Bowl Classic)	Sunrise, FL	1 p.m.	Bally-Sun
Dec. 22	Wednesday	STONY BROOK	GAINESVILLE, FL	2 p.m.	SEC+
Dec. 29	Wednesday	Ole Miss	Oxford, MS	5 p.m.	SEC Net.
Jan. 5	Wednesday	ALABAMA	GAINESVILLE, FL	7 p.m.	ESPN2/U
Jan. 8	Saturday	Auburn	Auburn, AL	8 p.m.	ESPN2/U
Jan. 12	Wednesday	LSU	GAINESVILLE, FL	7 p.m.	ESPN2/U
Jan. 15	Saturday	South Carolina	Columbia, SC	1 p.m.	SEC Net.
Jan. 19	Wednesday	MISSISSIPPI STATE	GAINESVILLE, FL	6:30 p.m.	SEC Net.
Jan. 22	Saturday	VANDERBILT	GAINESVILLE, FL	1 p.m.	SEC Net.
Jan. 26	Wednesday	Tennessee	Knoxville, TN	6 p.m.	ESPN2
Jan. 29	Saturday	OKLA. STATE (SEC/Big 12)	GAINESVILLE, FL	4 p.m.	ESPN/2
Feb. 2	Wednesday	Missouri	Columbia, MO	9 p.m.	SEC Net.
Feb. 5	Saturday	OLE MISS	GAINESVILLE, FL	3:30 p.m.	SEC Net.
Feb. 9	Wednesday	GEORGIA	GAINESVILLE, FL	6:30 p.m.	SEC Net.
Feb. 12	Saturday	Kentucky	Lexington, KY	4 p.m.	ESPN2
Feb. 15	Tuesday	Texas A&M	College Station, TX	7 p.m.	SEC Net.
Feb. 19	Saturday	AUBURN	GAINESVILLE, FL	2/4 p.m.	ESPN/2
Feb. 22	Tuesday	ARKANSAS	GAINESVILLE, FL	9 p.m.	ESPN/2
Feb. 26	Saturday	Georgia	Athens, GA	12/4 p.m.	ESPN2
March 1	Tuesday	Vanderbilt	Nashville, TN	8:30 p.m.	SEC Net.
March 5	Saturday	KENTUCKY	GAINESVILLE, FL	2 p.m.	CBS
March 9-13		SEC Tournament	Tampa, FL		



ROSTER BREAKDOWN

Numerical Roster

0	Myreon Jones	G	6-3	175	Sr.*	TR	Birmingham, Ala./Penn State
1	CJ Felder	F	6-7	231	Jr.*	TR	Sumter, S.C./Boston College
3	Alex Klatsky	G	6-4	185	So.*	1L	Colts Neck, N.J./Ranney School
4	Anthony Duruji	F	6-7	209	Sr.*	1L	Germantown, Md./Louisiana Tech
10	Elijah Kennedy	G	6-3	185	Fr.	HS	Virginia Beach, Va./Green Run HS
11	Keyontae Johnson	F	6-5	229	Sr.*	3L	Norfolk, Va./Oak Hill Academy
12	Colin Castleton	F	6-11	231	Sr.*	1L	Deland, Fla./Michigan
14	Kowacie Reeves	G	6-6	182	Fr.	HS	Macon, Ga./Westside
20	Jack May	G	6-4	175	So.*	1L	Boca Raton, Fla./Saint Andrew's School
22	Tyree Appleby	G	6-1	163	Sr.*	1L	Jacksonville, Ark./Cleveland State
23	Brandon McKissic	G	6-3	185	Gr.	TR	Ferguson, Mo./UMKC
24	Phlandrous Fleming Jr.	G	6-5	205	Gr.	TR	Athens, Ga./Charleston Southern
32	Tuongthach Gatkek	F	6-9	172	So.	TR	Portland, Maine/Trinity Valley CC (Texas)
33	Jason Jitoboh	C	6-11	305	Jr.*	2L	Abuja, Nigeria/Hamilton Heights (Tenn.)
44	Niels Lane	G	6-5	206	So.*	1L	Freehold, N.J./Roselle Catholic

*Qualifies to apply for additional season of eligibility due to COVID-19.

Alphabetical Roster

22	Tyree Appleby	G	6-1	163	Sr.*	1L	Jacksonville, Ark./Cleveland State
12	Colin Castleton	F	6-11	231	Sr.*	1L	Deland, Fla./Michigan
4	Anthony Duruji	F	6-7	209	Sr.*	1L	Germantown, Md./Louisiana Tech
1	CJ Felder	F	6-7	231	Jr.*	TR	Sumter, S.C./Boston College
24	Phlandrous Fleming Jr.	G	6-5	205	Gr.	TR	Athens, Ga./Charleston Southern
32	Tuongthach Gatkek	F	6-9	172	So.	TR	Portland, Maine/Trinity Valley CC (Texas)
10	Elijah Kennedy	G	6-3	185	Fr.	HS	Virginia Beach, Va./Green Run HS
33	Jason Jitoboh	C	6-11	305	Jr.*	2L	Abuja, Nigeria/Hamilton Heights (Tenn.)
11	Keyontae Johnson	F	6-5	229	Sr.*	3L	Norfolk, Va./Oak Hill Academy
0	Myreon Jones	G	6-3	175	Sr.*	TR	Birmingham, Ala./Penn State
3	Alex Klatsky	G	6-4	185	So.*	1L	Colts Neck, N.J./Ranney School
44	Niels Lane	G	6-5	206	So.*	1L	Freehold, N.J./Roselle Catholic
20	Jack May	G	6-4	175	So.*	1L	Boca Raton, Fla./Saint Andrew's School
23	Brandon McKissic	G	6-3	185	Gr.	TR	Ferguson, Mo./UMKC
14	Kowacie Reeves	G	6-6	182	Fr.	HS	Macon, Ga./Westside

*Qualifies to apply for additional season of eligibility due to COVID-19.

Pronunciation Guide

Anthony Duruji	duh-ROO-jee
Phlandrous Fleming Jr.	FLAN-druss (like "fan" but add an L)
Tuongthach Gatkek	TOON-sike GAT-kek
Jason Jitoboh	jih-TOE-bo
Myreon Jones	Myron
Niels Lane	Niles
Kowacie Reeves	ko-WAY-see

Staff

Head Coach: Mike White (Ole Miss '00)
Associate Head Coach: Al Pinkins (N.C. State '98)
Assistant Coaches: Erik Pastrana (Florida State, '07), Akeem Miskdeen (Queens University, '08)
Director of Basketball Operations: Jonathan Blake (North Carolina '11)
Special Assistant to the Head Coach: Bryce Douglas (Puget Sound '09)
Associate AD, Sports Health: Dave Werner (Eastern Kentucky '91)
Director of Strength & Conditioning: Preston Greene (Clemson '99)
Assistant AD, Hawkins Center: Tom Williams (Florida '78)

Roster By Class

Freshman (2) Elijah Kennedy Kowacie Reeves	Sophomore (4) Tuongthach Gatkek Alex Klatsky* Niels Lane* Jack May*	Junior (2) CJ Felder* Jason Jitoboh*	Senior/Grad (7) Tyree Appleby* Colin Castleton* Anthony Duruji* Phlandrous Fleming Jr. (Grad) Keyontae Johnson* Myreon Jones* Brandon McKissic (Grad)
---	--	---	---

What's back?

Category	Amount Returning	Pct.
Games Started	55 of 125	44.0
Minutes Played	2,017 of 5,025	40.1
Points	757 of 1,854	40.8
Field Goals	268 of 663	40.4
3-Point FG	39 of 169	23.1
Free Throws Made	182 of 359	50.7
Rebounds	357 of 793*	45.0
Assists	126 of 293	43.0
Steals	69 of 180	38.3
Blocks	70 of 131	53.4

*Does not include rebounds credited to "Team."

Returning Leaders

Points/Game	Castleton	12.4
Field Goals	Castleton	111
Field Goal Pct.	Castleton	.597
3-Point FG	Appleby	29
3-Point Pct.	Appleby	.349
Free Throws	Appleby	87
Free Throw Pct.	Appleby	.829
Rebounds/Game	Castleton	6.4
Assists/Game	Appleby	3.3
Steals/Game	Appleby	1.5
Blocks/Game	Castleton	2.3

SEC Wins Since 2015-16

Kentucky	77
Florida	63
Tennessee	61
LSU	60
Arkansas	59
Alabama	58
Auburn	55
South Carolina	55
Mississippi State	51
Ole Miss	51
Texas A&M	48
Georgia	40
Missouri	35
Vanderbilt	33


Squad Breakdown

Starters Returning (3):	Tyree Appleby Colin Castleton Anthony Duruji
Starters Lost (2):	Noah Locke Tre Mann
Other Letterwinners Returning (5):	Alex Klatsky Jason Jitoboh Keyontae Johnson Niels Lane Jack May
Other Letterwinners Lost (5):	Ques Glover Scottie Lewis Osayi Osifo Omar Payne Samson Ruzhentsev
Freshmen (2):	Elijah Kennedy Kowacie Reeves
Eligible Transfers (5):	CJ Felder Phlandrous Fleming Jr. Tuongthach Gatkek Myreon Jones Brandon McKissic



Alex de la Osa/UAA Photo

22 TYREE APPLEBY



Senior | Guard | 1L | 6-1 | 163 | Jacksonville, Ark. | Jacksonville HS | Cleveland State

Overview

- A regular in the Gators' starting lineup his first season, leading the Gators in steals and ranking second in assists.
- A career 1,000-point scorer, tallying 1,181 points in three seasons, including two at Cleveland State before transferring to UF.
- Scored 899 points (14.3) and dished 297 assists (4.7) in 63 games at Cleveland State, starting 54 of his last 55 appearances.
- Has scored 20+ points 15 times and posted one triple-double, tallying 19 points, 11 rebounds and 11 assists vs. UW-Milwaukee.

Honors

- 2019 All-Horizon League (2nd Team)
- 2018 Horizon League All-Tournament Team
- 2018 Horizon League All-Freshman Team

2020-21, Junior Season

- Averaged 11.3 points, a team-leading 1.5 steals and 3.3 assists, appearing in all 25 games with 17 starts.
- Played a critical role—in a pair of top-25 wins, tallying 13 points and seven assists vs. sixth-ranked Tennessee and going for 12 points, seven assists and five rebounds in a road win at No. 11 West Virginia.
- Posted 18 double-figure scoring games, including a season-best 20 at Mississippi State. Appleby's 11-for-11 performance from the free throw line marked UF's most made free throws without a miss since KeVaughn Allen hit all 11 attempts vs. Gonzaga on Nov. 24, 2017.
- Gave the Gators a spark in his Florida debut, scoring all 15 of his points in the second half in the win over Army.
- Earned a SportsCenter Top-10 play with his off-the-backboard alley-oop to Scottie Lewis vs. Stetson.

2019-20, Redshirt Season

- Competed on the scout team while sitting out as a transfer under NCAA rules.

Appleby Career Statistics

Year	GP	GS	Min	Avg	Total			3-Point			F-Throw			Rebounds				PF	FO	Ast	TO	Blk	Stl	Pts	Avg
					FG	FGA	Pct	FG	FGA	Pct	FT	FTA	Pct	Off	Def	Tot	Avg								
2017-18 (Cleve. St.)	34	25	874	25.7	129	292	.442	36	111	.324	106	148	.716	17	65	82	3.0	68	0	135	115	8	44	400	11.8
2018-19 (Cleve. St.)	29	29	885	30.5	147	350	.420	74	190	.389	131	168	.780	10	98	108	3.7	48	1	162	100	9	42	499	17.2
2020-21	25	17	713	28.5	83	201	.413	29	83	.349	87	105	.829	6	71	77	3.1	55	0	82	72	3	38	282	11.3
Totals	88	71	2472	28.1	359	843	.426	139	384	.362	324	4216	.770	33	234	267	3.0	171	1	379	287	20	124	1181	13.4

Appleby SEC Statistics

Year	GP	GS	Min	Avg	Total			3-Point			F-Throw			Rebounds				PF	FO	Ast	TO	Blk	Stl	Pts	Avg
					FG	FGA	Pct	FG	FGA	Pct	FT	FTA	Pct	Off	Def	Tot	Avg								
2020-21	16	13	481	30.0	59	134	.440	20	54	.370	57	72	.792	6	52	58	3.6	33	0	55	49	3	22	195	12.2



TYREE APPLEBY

2018-19, Sophomore Season (CSU)

- Started all 29 games played, averaging 17.2 points and 5.6 assists per game while shooting .389 from 3-point range with 74 made 3-pointers.
- Scored in double figures 23 times and dropped 20+ points 11 times, including a pair of 30-point performances (37 vs. Bowling Green, 33 at UW-Milwaukee). Both of Appleby's 30-point games also included seven made 3-point field goals.
- Notched his first career triple-double with 19 points, 11 rebounds and 11 assists vs. UW-Milwaukee and added two other points/assists double-doubles (26/11 vs. IUPUI, 12/10 vs. ND-Ohio).

2017-18, Freshman Season (CSU)

- Played in 34 games with 26 starts, averaging 11.8 points, 4.0 assists and 1.3 steals.
- Four-time Horizon League Freshman of the Week (Dec. 4, Dec. 11, Jan. 15, Feb. 5).
- Named to Horizon League All-Tournament team after averaging 15.3 points, 4.3 rebounds and 5.0 assists in four games, helping the Vikings reach the championship Game.
- Posted three 20-point games, including a season-best 25 in a win at UIC. Appleby also dished a season-high nine assists in the game.

Prep

- Ranked among the top 10 players in Arkansas as a senior.
- Earned all-state honors in each of his final three seasons and was Conference Newcomer of the Year as a freshman.
- Averaged 25.0 points, 5.0 rebounds and 4.5 assists as a senior, while earning the McDonalds Full Court Award.
- Named MVP of the Metro Classic All-Star game, scoring a game-high 32 points with eight three-pointers in the second half.
- Averaged 18.0 points, 5.0 rebounds and 4.5 assists during his junior year.
- Posted 11.2 points and 4.5 assists as a sophomore.
- Earned the McDonalds Full Court Award as a sophomore and junior.
- Averaged 8.5 points, 2.0 rebounds and 2.2 assists during his freshman season.

Personal

- Son of Stanley Appleby and Latonya Cole
- Has four siblings: Dontrell, Stanley II, Raheem and Shakyla.
- Raheem played for Mike White at Louisiana Tech, earning first team All-Conference USA honors and totaling more than 1,700 career points.
- Shakyla Hill played basketball at Grambling State and recorded two historic quadruple-doubles, averaging over 15 points per game in her career. She led her team to two SWAC Tournament championship game appearances and earned 2018 SWAC Tournament MVP honors.
- Came to Florida because the team and coaching staff made it feel like home.

Off The Court

- Why I chose my number:** It looked cool.
- Favorite food:** Wings
- If I could have a superpower, it'd be...:** Transporting
- Hidden talent:** I love bowling.
- Favorite cartoon as a kid:** Scooby Doo
- If I could have dinner with anyone throughout history, I'd choose...:** Kobe Bryant, Michael Jordan, Martin Luther King Jr.
- Favorite NBA player:** Kobe Bryant
- Favorite athlete outside of the NBA:** Cam Newton
- Favorite place I've traveled:** Italy
- Favorite holiday:** Christmas, because it's a time for giving
- Favorite movie:** Polar Express
- Favorite book:** Boxcar Children by Gertrude Chandler Warner

Game Highs

- Points** 37, vs. Bowling Green (12/5/18)
- Rebounds** 11, vs. UW-Milwaukee (2/9/19)
- Field Goals** 13, vs. Bowling Green (12/5/18)
- Field Goal Attempts** 20, at UW-Green Bay (1/5/19)
- 3-Point Field Goals** 7, 2x, last at UW-Milwaukee (1/3/19)
- 3-Point FG Attempts** 12, 2x, last at UW-Green Bay (2/7/19)
- Free Throws** 12, 2x, last at Illinois State (12/16/18)
- Free Throw Attempts** 15, vs. Northern Kentucky (3/3/18)
- Assists** 11, 2x, last vs. IUPUI (2/16/19)
- Steals** 4, 4x, last at Georgia (1/23/21)
- Blocked Shots** 2, 2x, last vs. Northern Ky. (2/3/18)
- Minutes Played** 38, 2x, last vs. UW-Mil. (2/9/19)

Appleby Game-By-Game


2017-18 (Cleveland St.)	Date	GS	Min	FG	FGA	Pct	3FG	FGA	Pct	FT	FTA	Pct	Off	Def	Tot	Avg	PF	FO	A	TO	Blk	Stl	Pts	Avg
at Akron	11/11/17		27	5	12	.417	0	4	.000	3	9	.333	0	3	3	3.0	1	0	1	2	0	2	13	13.0
at Rutgers	11/14/17		24	3	8	.375	0	2	.000	0	1	.000	0	3	3	3.0	0	0	2	4	0	2	6	9.5
COPPIN STATE	11/17/17		17	2	3	.667	1	2	.500	2	2	1.000	0	0	0	2.0	4	0	1	3	0	0	7	8.7
at East Carolina	11/20/17		22	5	10	.500	1	4	.250	4	6	.667	0	0	0	1.5	2	0	4	2	0	1	15	10.3
CENTRAL CONNECTICUT	11/24/17		22	3	8	.375	1	2	.500	1	3	.333	0	1	1	1.4	0	0	4	2	0	2	8	9.8
ARKANSAS STATE	11/29/17		22	3	6	.500	1	1	1.000	0	1	.000	0	2	2	1.5	1	0	7	5	0	2	7	9.3
at Kent State	12/2/17		20	6	10	.600	1	2	.500	0	2	.000	3	0	3	1.7	2	0	0	3	0	1	13	9.9
at Western Michigan	12/6/17		31	8	10	.800	4	5	.800	4	4	1.000	0	3	3	1.9	3	0	3	6	0	3	24	11.6
NOTRE DAME-OHIO	12/10/17	*	22	4	5	.800	1	1	1.000	3	3	1.000	0	4	4	2.1	2	0	3	2	2	4	12	11.7
at Niagara	12/19/17	*	27	1	9	.111	0	3	.000	2	3	.667	2	1	3	2.2	2	0	7	4	1	1	4	10.9
at Cincinnati	12/21/17	*	22	7	11	.636	0	1	.000	2	2	1.000	0	0	0	2.0	2	0	4	6	0	0	16	11.4
TOLEDO	12/23/17	*	24	5	10	.500	0	2	.000	5	6	.833	0	2	2	2.0	3	0	1	2	0	2	15	11.7
at Michigan State	12/29/17	*	29	3	9	.333	0	3	.000	3	6	.500	1	0	1	1.9	0	0	4	1	0	1	9	11.5
YOUNGSTOWN STATE	1/1/18	*	18	2	8	.250	1	4	.250	2	2	1.000	1	2	3	2.0	1	0	3	2	0	1	7	11.1
WISCONSIN-GREEN BAY	1/4/18	*	29	3	14	.214	0	4	.000	8	10	.800	1	2	3	2.1	2	0	6	2	0	0	14	11.3
WISCONSIN-MILWAUKEE	1/6/18	*	22	1	4	.250	0	2	.000	2	2	1.000	0	1	1	2.0	3	0	2	4	1	1	4	10.9
at Detroit	1/10/18	*	33	6	11	.545	3	7	.429	4	5	.800	0	4	4	2.1	2	0	7	3	0	2	19	11.4
at Oakland	1/12/18	*	30	4	9	.444	1	4	.250	5	5	1.000	0	3	3	2.2	3	0	7	3	0	3	14	11.5
at Northern Kentucky	1/15/18	*	15	1	8	.125	0	2	.000	2	2	1.000	0	1	1	2.1	3	0	1	3	0	2	4	11.1
IUPUI	1/18/18	*	27	2	6	.333	0	2	.000	1	2	.500	0	2	2	2.1	1	0	6	4	0	1	5	10.8
UIC	1/20/18	*	36	6	16	.375	0	4	.000	7	10	.700	2	4	6	2.3	2	0	7	3	1	3	19	11.2
at Wisconsin-Green Bay	1/25/18	*	22	0	4	.000	0	3	.000	4	4	1.000	2	1	3	2.3	3	0	3	5	0	0	4	10.9
at Wisconsin-Milwaukee	1/27/18	*	22	3	8	.375	0	3	.000	0	0	.000	0	3	3	2.3	0	0	3	2	0	1	6	10.7
WRIGHT STATE	2/1/18	*	35	4	11	.364	3	8	.375	6	8	.750	0	1	1	2.3	2	0	4	4	0	2	17	10.9
NORTHERN KENTUCKY	2/3/18	*	25	5	8	.625	1	3	.333	2	3	.667	1	2	3	2.3	4	0	3	1	2	0	13	11.0
at IUPUI	2/8/18	*	21	6	9	.667	3	5	.600	0	0	.000	0	0	0	2.2	4	0	1	6	0	1	15	11.2
at UIC	2/10/18	*	32	7	13	.538	3	4	.750	8	10	.800	1	3	4	2.3	1	0	9	4	0	2	25	11.7
DETROIT	2/14/18	*	17	1	2	.500	1	2	.500	0	0	.000	0	0	0	2.2	2	0	3	5	0	0	3	11.4
OAKLAND	2/16/18	*	28	4	7	.571	1	3	.333	0	0	.000	0	0	0	2.1	2	0	4	2	0	0	9	11.3
at Youngstown State	2/24/18		18	2	5	.400	1	2	.500	7	9	.778	1	2	3	2.2	4	0	5	4	0	0	12	11.3
vs. Youngstown State	3/2/18	*	33	4	9	.444	2	5	.400	4	8	.500	1	1	2	2.2	3	0	4	4	0	2	14	11.4
vs. Northern Kentucky	3/3/18	*	35	5	9	.556	2	3	.667	12	15	.800	1	6	7	2.3	2	0	4	2	0	0	24	11.8
vs. Oakland	3/5/18	*	34	3	9	.333	1	3	.333	1	3	.333	0	6	6	2.4	0	0	7	6	1	0	8	11.7
vs. Wright State	3/6/18	*	33	5	11	.455	3	6	.500	2	2	1.000	0	2	2	2.4	2	0	5	4	0	2	15	11.8
Totals	34 Games	25	874	129	292	.442	36	111	.324	106	148	.716	17	65	82	2.4	68	0	135	115	8	44	400	11.8



TYREE APPLEBY


2018-19 (Cleveland St.)	Date	GS	Min	FG	FGA	Pct	3FG	FGA	Pct	FT	FTA	Pct	Off	Def	Tot	Avg	PF	FO	A	TO	Blk	Stl	Pts	Avg
at Davidson	11/6/18	*	28	0	7	.000	0	4	.000	4	6	.667	0	2	2	2.0	1	0	2	3	1	0	4	4.0
KENT STATE	11/10/18	*	29	8	18	.444	5	10	.500	7	8	.875	0	2	2	2.0	1	0	1	3	1	1	28	16.0
URBANA	11/13/18	*	26	5	7	.714	3	4	.750	0	0	.000	0	4	4	2.7	1	0	6	4	1	2	13	15.0
SOUTH CAROLINA STATE	11/16/18	*	30	4	9	.444	1	4	.250	6	7	.857	0	1	1	2.3	3	0	6	1	0	1	15	15.0
SAMFORD	11/18/18	*	27	3	10	.300	0	5	.000	3	4	.750	0	2	2	2.2	4	0	3	3	0	3	9	13.8
at Ohio State	11/23/18	*	27	4	10	.400	1	4	.250	0	0	.000	1	3	4	2.5	1	0	4	6	1	2	9	13.0
PURDUE-FORT WAYNE	11/25/18	*	35	7	12	.583	4	8	.500	2	3	.667	0	4	4	2.7	0	0	8	4	0	2	20	14.0
at DePaul	11/28/18	*	36	4	13	.308	3	10	.300	4	6	.667	0	5	5	3.0	2	0	7	4	0	1	15	14.1
at Toledo	12/1/18	*	31	6	15	.400	0	3	.000	7	8	.875	0	6	6	3.3	2	0	3	6	0	2	19	14.7
BOWLING GREEN	12/5/18	*	31	13	19	.684	7	9	.778	4	6	.667	2	6	8	3.8	0	0	8	2	1	1	37	16.9
NOTRE DAME-OHIO	12/9/18	*	28	5	12	.417	2	8	.250	0	0	.000	0	0	0	3.5	0	0	10	2	0	4	12	16.5
at Illinois State	12/16/18	*	38	4	18	.222	1	7	.143	12	13	.923	1	4	5	3.6	1	0	7	5	0	2	21	16.8
NIAGARA	12/19/18	*	30	4	9	.444	3	4	.750	5	9	.556	0	8	8	3.9	3	0	4	2	1	1	16	16.8
OAKLAND	12/28/18	*	29	7	13	.538	3	6	.500	4	4	1.000	0	3	3	3.9	2	0	6	3	0	2	21	17.1
DETROIT	12/30/18	*	32	3	10	.300	0	4	.000	4	6	.667	0	2	2	3.7	3	0	3	5	1	0	10	16.6
at Wisconsin-Milwaukee	1/3/19	*	35	9	16	.563	7	12	.583	8	10	.800	3	4	7	3.9	3	0	6	5	0	1	33	17.6
at Wisconsin-Green Bay	1/5/19	*	34	8	20	.400	3	7	.429	8	9	.889	0	2	2	3.8	1	0	7	2	0	2	27	18.2
at IUPUI	1/10/19	*	28	3	10	.300	0	4	.000	1	1	1.000	0	0	0	3.6	1	0	3	8	0	2	7	17.6
at UIC	1/12/19	*	34	5	12	.417	3	9	.333	10	14	.714	0	5	5	3.7	1	0	2	1	0	0	23	17.8
WRIGHT STATE	1/19/19	*	28	2	9	.222	0	5	.000	4	4	1.000	1	2	3	3.7	4	0	5	4	0	1	8	17.4
YOUNGSTOWN STATE	1/26/19	*	34	5	14	.357	2	7	.286	4	4	1.000	0	3	3	3.6	1	0	8	1	1	2	16	17.3
at Oakland	2/2/19	*	10	0	2	.000	0	1	.000	0	0	.000	0	1	1	3.5	0	0	1	0	0	0	0	16.5
WISCONSIN-GREEN BAY	2/7/19	*	34	6	14	.429	5	12	.417	7	9	.778	0	2	2	3.4	2	0	5	3	0	2	24	16.8
WISCONSIN-MILWAUKEE	2/9/19	*	38	6	14	.429	6	11	.545	1	3	.333	0	11	11	3.8	1	0	2	1	2	0	19	16.9
UIC	2/14/19	*	21	5	10	.500	3	4	.750	3	4	.750	0	4	4	3.8	3	0	5	3	0	2	16	16.9
IUPUI	2/16/19	*	37	7	10	.700	5	7	.714	7	10	.700	1	2	3	3.7	0	0	11	5	0	1	26	17.2
at Wright State	2/21/19	*	31	3	11	.273	1	5	.200	4	5	.800	0	4	4	3.7	0	0	6	6	0	1	11	17.0
at Northern Kentucky	2/23/19	*	28	4	12	.333	3	8	.375	4	6	.667	0	2	2	3.7	5	1	8	4	0	1	15	16.9
at Youngstown State	3/2/19	*	36	7	14	.500	3	8	.375	8	9	.889	1	4	5	3.7	2	0	6	3	1	1	25	17.2
Totals	29 Games	*	885	147	350	.420	74	190	.389	131	168	.780	10	98	108	3.7	48	1	162	400	9	42	499	17.2

2020-21	Date	GS	Min	FG	FGA	Pct	3FG	FGA	Pct	FT	FTA	Pct	Off	Def	Tot	Avg	PF	FO	A	TO	Blk	Stl	Pts	Avg
vs Army West Point	12/02/20		22	4	6	.667	1	3	.333	6	7	.857	0	1	1	1.0	3	0	3	2	0	1	15	15.0
vs Boston College	12/03/20		20	2	5	.400	0	1	.000	2	2	1.000	0	0	0	0.5	4	0	3	5	0	2	6	10.5
STETSON	12/06/20		20	0	2	.000	0	2	.000	2	3	.667	0	2	2	1.0	1	0	2	1	0	4	2	7.7
at Florida St.	12/12/20		24	2	7	.286	2	4	.500	0	0	.000	0	2	2	1.3	3	0	1	5	0	1	6	7.3
at Vanderbilt	12/30/20		27	4	8	.500	1	3	.333	4	4	1.000	1	3	4	1.8	3	0	3	0	0	2	13	8.4
LSU	01/02/21		23	1	3	.333	0	2	.000	0	0	.000	0	3	3	2.0	2	0	5	5	0	0	2	7.3
at Alabama	01/05/21		30	6	12	.500	2	4	.500	4	4	1.000	1	4	5	2.4	1	0	3	3	1	2	18	8.9
KENTUCKY	01/09/21	*	23	4	9	.444	1	3	.333	1	3	.333	1	1	2	2.4	2	0	1	3	0	0	10	9.0
OLE MISS	01/12/21	*	32	2	4	.500	0	0	.000	1	2	.500	0	7	7	2.9	3	0	2	2	0	2	5	8.6
at Mississippi St.	01/16/21	*	37	4	7	.571	1	3	.333	11	11	1.000	0	2	2	2.8	2	0	2	2	0	0	20	9.7
TENNESSEE	01/19/21	*	27	5	9	.556	2	4	.500	1	2	.500	0	4	4	2.9	2	0	7	3	0	3	13	10.0
at Georgia	01/23/21	*	29	5	11	.455	1	1	1.000	3	6	.500	0	3	3	2.9	3	0	3	1	1	4	14	10.3
VANDERBILT	01/27/21	*	33	3	6	.500	2	5	.400	4	4	1.000	0	2	2	2.8	2	0	6	3	1	0	12	10.5
at West Virginia	01/30/21	*	31	3	9	.333	0	1	.000	6	7	.857	0	5	5	3.0	2	0	7	3	0	3	12	10.6
SOUTH CAROLINA	02/03/21	*	37	2	9	.222	2	5	.400	0	1	.000	0	4	4	3.1	1	0	4	2	0	3	6	10.3
at Arkansas	02/16/21	*	37	6	14	.429	1	7	.143	3	3	1.000	0	1	1	2.9	1	0	2	7	0	1	16	10.6
GEORGIA	02/20/21	*	22	2	4	.500	2	4	.500	7	8	.875	0	5	5	3.1	4	0	2	5	0	0	13	10.8
at Auburn	02/23/21	*	22	2	7	.286	1	1	1.000	6	7	.857	1	3	4	3.1	3	0	2	1	0	1	11	10.8
at Kentucky	02/27/21	*	34	3	10	.300	2	4	.500	3	4	.750	1	4	5	3.2	3	0	5	5	0	3	11	10.8
MISSOURI	03/03/21	*	32	3	7	.429	1	4	.250	5	7	.714	1	4	5	3.3	1	0	5	5	0	1	12	10.9
at Tennessee	03/07/21	*	35	7	14	.500	1	4	.250	4	6	.667	0	2	2	3.2	0	0	3	2	0	0	19	11.2
vs Vanderbilt	03/11/21		23	3	8	.375	2	4	.500	4	4	1.000	0	1	1	3.1	2	0	4	1	0	0	12	11.3
vs Tennessee	03/12/21	*	34	3	13	.231	3	8	.375	5	5	1.000	0	1	1	3.0	3	0	1	2	0	1	14	11.4
vs Virginia Tech	03/19/21	*	22	2	6	.333	0	2	.000	2	2	1.000	0	5	5	3.1	1	0	1	1	0	1	6	11.2
vs Oral Roberts	03/21/21	*	37	5	11	.455	1	4	.250	3	3	1.000	0	2	2	3.1	3	0	5	3	0	3	14	11.3
Totals	25 Games	17	713	83	201	.413	29	83	.349	87	105	.829	6	71	77	3.1	55	0	82	72	3	38	282	11.3



Tim Casey/UAA Photo

12 COLIN CASTLETON



Senior | Forward | 1L | 6-11 | 231 | Deland, Fla. | Father Lopez Cathoic | Michigan

Overview

- Averaged 12.4 points, 6.4 rebounds and 2.3 blocked shots in his first season with the Gators, taking on a major role after 44 appearances over two seasons in limited action at Michigan.
- A difference-maker who plays with passion on both ends of the floor.
- A versatile big man with a polished offensive post game and who emerged as a high-level shot-blocker.
- Florida native who the Gators recruited out of high school.

Honors

- 2021 All-SEC (Coaches 2nd Team)
- SEC Player of the Week (1/4/21; 2/1/21)

2020-21, Junior Season

- Earned second-team All-SEC honors by the league's coaches as he ranked second on the Gators in scoring a 12.4 points per game and led the team with a 6.4 rebounding average.

- Two-time SEC Player of the Week, the seventh Gator in program history to earn the honor multiple times in a season and just the second frontcourt player to do so, along with Joakim Noah.
- Castleton's 2.25 blocked shots per game ranked second in the SEC and marked a top-five performance in Florida history behind only Dwayne Schintzius, who holds the top three single-season marks, and Joakim Noah.
- Ranked eighth in the SEC in offensive rebounds (2.5) and 12th in rebounding (6.4).
- Had a six-game stretch with 28 blocked shots (4.7 average), including an eight-block performance against Ole Miss that was the most by a Gator since Dwayne Davis' record-setting nine blocks vs. New Orleans (12/27/89).
- Castleton became the sixth player over the past 25 years to post in an NCAA Tournament game at least 19 points, 14 rebounds, three blocked shots and two assists, joining Zion Williamson, JaJuan Johnson, Kevin Love, Nick Collison (three times) and Tim Duncan, recording that stat line in the overtime win vs. Virginia Tech.

Castleton Career Statistics

Year	GP	GS	Min	Avg	Total			3-Point			F-Throw			Rebounds				PF	FO	Ast	TO	Blk	Stl	Pts	Avg
					FG	FGA	Pct	FG	FGA	Pct	FT	FTA	Pct	Off	Def	Tot	Avg								
2018-19 (Michigan)	19	0	65	3.4	9	22	.409	0	3	.000	3	9	.333	8	13	21	1.1	14	0	1	5	4	1	21	1.1
2019-20 (Michigan)	25	0	197	7.9	27	50	.540	0	4	.000	24	29	.828	18	42	60	2.4	19	0	8	13	13	3	78	3.1
2020-21	24	21	618	25.8	111	186	.597	0	1	.000	75	96	.781	59	94	153	6.4	52	0	26	46	54	13	297	12.4
Totals	68	21	880	12.9	147	258	.570	0	8	.000	102	134	.761	85	149	234	3.4	85	0	35	64	71	17	396	5.8

Castleton SEC Statistics

Year	GP	GS	Min	Avg	Total			3-Point			F-Throw			Rebounds				PF	FO	Ast	TO	Blk	Stl	Pts	Avg
					FG	FGA	Pct	FG	FGA	Pct	FT	FTA	Pct	Off	Def	Tot	Avg								
2020-21	15	12	391	26.1	79	236	.581	0	1	.000	49	63	.778	36	53	89	5.9	35	0	19	28	35	6	207	13.8



COLIN CASTLETON

- Led Florida to a win at No. 11 West Virginia with 21 points, seven rebounds and five blocked shots, shooting 9-for-9 from the free throw line. Scored 15 in the second half while helping limit Derek Culver to seven points on 1-for-5 shooting after the break.
- Had a breakout performance in the win at Vanderbilt with 23 points on 11-for-13 shooting, including five dunks. It marked the best field goal percentage performance on the road in SEC league play (10+ makes) in five seasons (Damian Jones, Vanderbilt, .923, 2/23/16 at Florida). His 17 second-half points alone topped his previous career best of 14, set at Michigan (vs. Houston Baptist).
- Followed that up with a 21-point game vs. LSU, including 19 in the second half. Castleton scored the Gators' first 15 points after halftime over a six-minute span against the Tigers.
- Posted 21 points, 10 rebounds and eight blocked shots in the win vs. Ole Miss, including 14 second-half points. He is one of two major conference players (Mo Bamba) to post a 20/10/8 stat line in league action over the past decade. He was the first SEC player to achieve a 20/10/8 stat line in conference action since Ole Miss' Ansu Sesay vs. Mississippi St. in 1997.
- Followed up his eight-block outing vs. Ole Miss with six swats at Mississippi State, becoming the first SEC player with six-plus blocks in back-to-back games since LSU's Jordan Mickey on Jan. 14 and 17, 2015.
- Fought off double-teams all game to post 14 points and a career-best four assists in the win at Kentucky.
- He is the only Gator during the Donovan/White era (1996-present) to post 20+ points in three of his first five career SEC games. He is the fifth player to do so over the first five SEC games of any season throughout their career, joining Erving Walker, Taurean Green, Anthony Roberson and Brett Nelson.

2019-20, Sophomore Season (UM)

- Averaged 3.4 points and 2.7 rebounds off the bench, shooting .533 from the field.
- Had a career-best 14 points vs. Houston Baptist and added double-figure scoring performances against Nebraska (11) and Iowa State (10).

2018-19, Freshman Season (UM)

- Had 19 appearances and averaged 1.1 points and 1.1 rebounds.
- Grabbed five rebounds vs. Chattanooga.

Prep

- Averaged 24.5 points, 11.7 rebounds and 5.6 blocks per game as a senior at Father Lopez Catholic, finishing in the top 10 for Florida's Mr. Basketball and earning FABC 7A Player of the Year and Daytona Beach News-Journal Player of the Year and Orlando Sentinel 7A Player of the Year.

Game Highs

Points	23, at Vanderbilt (12/30/20)
Rebounds	10, 2x, last vs. Oral Roberts (3/21/21)
Field Goals	11, at Vanderbilt (12/30/20)
Field Goal Attempts	13, 2x, last at Miss. State (1/16/21)
3-Point Field Goals	---
3-Point FG Attempts	1, 8x, last vs. Missouri (3/3/21)
Free Throws	9, 2x, last at West Virginia (1/30/21)
Free Throw Attempts	12, vs. Ole Miss (1/12/21)
Assists	4, at Kentucky (2/27/21)
Steals	2, 3x, last vs. Vanderbilt (3/11/21)
Blocked Shots	8, vs. Ole Miss (1/12/21)
Minutes Played	34, at Kentucky (2/27/21)

- Three-time Daytona Beach News-Journal and Orlando Sentinel All-Area team honoree.
- Averaged 23.3 points, 11.0 rebounds and 5.4 blocks as a junior in 2016-17.
- Averaged 15.3 points, 10.3 rebounds and 4.5 blocks as a sophomore in 2015-16.

Personal

- Son of Karen Bapp (mother) and Steven Bapp (stepfather), and his siblings are Jon, Kyle, Michael and Angela.
- Nickname is Big C.
- Came to Florida because of the relationship with the coaching staff and it was a great fit on and off the court.

Off The Court


- **Why I chose my number:** My old number was 11, and I'm on a new journey now so I'm changing to 12.
- **Favorite food:** Crab legs
- **If I could have a superpower, it'd be...:** Flying
- **Hidden talent:** Impersonations
- **Favorite cartoon as a kid:** Spongebob
- **Favorite NBA player:** Anthony Davis
- **Favorite athlete outside of the NBA:** Lamar Jackson
- **Favorite place I've traveled:** Spain
- **Favorite holiday:** Christmas, because of the family time.
- **Favorite movie:** Dumb and Dumber



Hannah White/USA Photo

Alex de la Osa/UAA Photo

4 ANTHONY DURUJI



Senior | Forward | 1L | 6-7 | 209 | Germantown, Md. | St. Andrew's Episcopal School | Louisiana Tech

Overview

- An outstanding athlete with the ability to play above the rim.
- A regular in the Florida starting lineup his first season eligible at UF, starting 17 of 25 games, averaging 6.1 points and 4.4 rebounds per game.
- Played in 65 games with 52 starts over two seasons at Louisiana Tech, averaging 9.7 points and 5.1 rebounds to go along with 85 blocked shots.
- Earned 2018 Conference USA Freshman of the Year honors and followed that up by starting all 33 games as a sophomore and posting 12.2 points and 6.2 rebounds per game.

Honors

- Nominee for 2021 SEC Scholar-Athlete of the Year
- 2018 C-USA All-Freshman Team
- C-USA Freshman of the Week (1/22/18)

2020-21, Junior Season

- Averaged 6.1 points and 4.4 rebounds, starting 17 of his 25 games. Duruji posted four double-figure scoring games and a grabbed a season-best 11 boards vs. Missouri. His 35 offensive rebounds ranked second on the team.
- Moved into the starting lineup in the win at Vanderbilt and responded with 11 points, five rebounds and three blocked shots. Duruji made an immediate impact, scoring the Gators' first five points of the game.
- Had his most impactful game as a Gator in the win vs. LSU, tallying 16 points and a team-leading seven rebounds.
- Led Florida in scoring for the first time with 15 points vs. Kentucky, then had another big day in the win at Kentucky, scoring 10 first-half points to help the Gators weather an early deficit.
- Made his Florida debut in the win vs. Army, then scored his first basket vs. BC on a fastbreak alley-oop dunk from Tyree Appleby.

2019-20, Redshirt Season

- Competed on the scout team while fulfilling his sit-out season under NCAA transfer rules.

Duruji Career Statistics

Year	GP	GS	Min	Avg	Total			3-Point			F-Throw			Rebounds				PF	FO	Ast	TO	Blk	Stl	Pts	Avg
					FG	FGA	Pct	FG	FGA	Pct	FT	FTA	Pct	Off	Def	Tot	Avg								
2017-18 (LA Tech)	32	19	683	21.3	82	182	.451	28	71	.394	37	62	.597	36	95	131	4.1	77	2	26	38	45	12	229	7.2
2018-19 (LA Tech)	33	33	988	29.9	144	308	.468	41	121	.339	74	110	.673	48	155	203	6.2	83	1	31	55	10	31	403	12.2
2020-21	25	17	549	22.0	64	146	.438	10	38	.263	14	29	.483	35	74	109	4.4	59	2	14	31	11	14	152	6.1
Totals	90	69	2220	24.7	290	636	.456	79	230	.343	125	201	.622	119	324	443	4.9	219	5	71	124	66	57	784	8.7

Duruji SEC Statistics

Year	GP	GS	Min	Avg	Total			3-Point			F-Throw			Rebounds				PF	FO	Ast	TO	Blk	Stl	Pts	Avg
					FG	FGA	Pct	FG	FGA	Pct	FT	FTA	Pct	Off	Def	Tot	Avg								
2020-21	16	14	404	25.2	48	108	.444	10	28	.357	10	16	.625	27	51	78	4.9	35	0	12	25	11	11	116	7.3



ANTHONY DURUJI

2018-19, Sophomore Season (LA Tech)

- One of three Bulldogs to start all 33 games, Duruji totaled 403 points for a scoring average of 12.2 points per game, second best on the team.
- Recorded 20 double-digit scoring games, leading the squad in scoring six times.
- Posted two 20+ scoring performances, including a 22-point effort at No. 22 LSU (11/16).
- Registered a season-high 23 points on 9-of-13 shooting in conference opener against Southern Miss (12/29).
- Notched three double-doubles on the season, second most on the squad.
- Had 16 points and a career-high 14 rebounds at FIU (2/2).
- Led the team with 203 rebounds for an average of 6.2 per game, ranking 13th in C-USA.
- Also anchored the squad in blocks with 40, sixth most in the league, for an average of 1.2 per game, including a career-high four blocks vs. WKU (1/26) and UTEP (2/14).

2016-17, Freshman Season (LA Tech)

- After seeing limited action in non-conference, ended up starting the last 19 games at forward with first career start coming at Marshall (12/30).
- Totaled 229 points on the season for an average of 7.2 points per game.
- Recorded 10 double-digit scoring games, including two 20+ scoring performances, including a career-high 25 points on 8-of-11 shooting with four 3-pointers vs. North Texas (1/18) that helped him earn C-USA Freshman of the Week honors.
- Also averaged 4.1 rebounds and a team-high 1.4 blocks per game.
- Totaled 45 rejections, most by any C-USA freshman and fifth most by a freshman in program history.

Prep

- Helped St. Andrew's Episcopal to the MAC semifinals for three straight years.
- As a senior, averaged 17 points, nine rebounds and two blocks per game.
- Earned All-MAC honors back-to-back seasons.
- Participated in multiple all-star games, including the Crab Ball Classic All-Star game for Team Washington, D.C.
- Selected as a Capital All-American which includes the elite seniors from the DMV (District of Columbia, Maryland and Virginia).
- Runner-up in the American Family Insurance National High School Slam Dunk competition in Phoenix, Arizona.
- As a junior, averaged 15 points and 10 rebounds per game.
- Also starred in track and field, placing second in the 4A state championships in the high jump and ranked in the top 30 in the country in the triple jump.

Personal

- Son of Esther Ibioha, born in Bronx.
- Four siblings, Scott, Stephanie, Brian and Andrew.
- Brother, Scott, played college basketball at Maryland Eastern Shore.
- Came to Florida for the great environment, culture and the right people to help get to the next level.

Duruji Game Highs

Points	25, vs. North Texas (1/18/18)
Rebounds	14, at FIU (2/2/19)
Field Goals	9, vs. Southern Miss (12/29/18)
Field Goal Attempts	15, vs. UAB (11/16/18)
3-Point Field Goals	4, 3x, last vs. So. Miss (12/29/18)
3-Point FG Attempts	7, 2x, last at Old Dominion (1/17/19)
Free Throws	7, vs. Texas A&M-CC (12/22/18)
Free Throw Attempts	11, vs. Texas A&M-CC (12/22/18)
Assists	4, vs. Rice (1/20/18)
Steals	4, at Florida Atlantic (3/6/19)
Blocked Shots	4, 2x, last vs. UTEP (2/14/19)
Minutes Played	39, 2x, last vs. Ole Miss (1/12/21)

Off The Court


- **Why I chose my number:** My cousin Afanna's favorite number is 4.
- **Favorite food:** Mac and cheese
- **If I could have a superpower, it'd be...:** Static shock
- **Hidden talent:** I can dance.
- **If I could have dinner with anyone throughout history, I'd choose...:** Tupac, Harriet Tubman and my grandfather who I never met
- **Favorite NBA player:** LeBron James
- **Favorite athlete outside of the NBA:** Paul Pogba
- **Favorite place I've traveled:** Egypt
- **Favorite holiday:** Mother's Day, because she's my rock
- **Favorite movie:** Juice
- **Favorite book:** Who Moved My Cheese? by Spencer Johnson

Duruji Game-By-Game

2017-18 (LA Tech)	Date	GS	Min	FG	FGA	Pct	3FG	FGA	Pct	FT	FTA	Pct	Off	Def	Tot	Avg	PF	FO	A	TO	Blk	Stl	Pts	Avg
TEXAS-TYLER	11/10/17		10	3	4	.750	2	3	.667	0	2	.000	2	1	3	3.0	3	0	0	0	1	1	8	8.0
MONTANA STATE	11/18/17		11	1	2	.500	0	0	.000	1	1	1.000	2	3	5	4.0	1	0	0	0	2	0	3	5.5
vs George Mason	11/21/17		12	0	0	.000	0	0	.000	0	0	.000	0	3	3	3.7	0	0	0	0	1	0	0	3.7
vs Evansville	11/22/17		15	2	4	.500	0	1	.000	0	0	.000	1	1	2	3.3	0	0	0	0	0	0	4	3.8
at Alabama	11/29/17		14	1	3	.333	0	0	.000	0	0	.000	3	3	6	3.8	4	0	0	2	2	2	2	3.4
MILES	12/2/17		16	4	10	.400	0	2	.000	2	2	1.000	1	4	5	4.0	1	0	0	1	3	0	10	4.5
STEPHEN F. AUSTIN	12/6/17		11	1	3	.333	1	1	1.000	1	2	.500	1	2	3	3.9	2	0	0	0	2	0	4	4.4
JACKSON STATE	12/9/17		20	2	6	.333	0	1	.000	2	2	1.000	0	4	4	3.9	2	0	0	0	2	0	6	4.6
LOUISIANA-LAFAYETTE	12/12/17		12	2	3	.667	1	1	1.000	0	0	.000	1	2	3	3.8	0	0	0	2	0	0	5	4.7
at Texas	12/16/17		25	4	7	.571	1	2	.500	1	2	.500	0	7	7	4.1	5	1	0	1	3	2	10	5.2
vs Alcorn State	12/21/17		13	3	5	.600	1	1	1.000	5	6	.833	1	1	2	3.9	2	0	2	1	1	0	12	5.8
vs IPFW	12/22/17		26	0	0	.000	0	0	.000	0	0	.000	0	7	7	4.2	1	0	1	1	0	1	0	5.3
at Western Kentucky	12/28/17		21	3	5	.600	0	0	.000	0	2	.000	2	2	4	4.2	3	0	1	1	2	0	6	5.4
at Marshall	12/30/17	*	27	1	5	.200	0	2	.000	0	0	.000	1	4	5	4.2	4	0	2	2	1	0	2	5.1
UTSA	1/4/18	*	22	3	8	.375	0	1	.000	1	3	.333	1	1	2	4.1	4	0	2	1	2	0	7	5.3
UTEP	1/6/18	*	26	5	9	.556	1	4	.250	2	3	.667	1	3	4	4.1	0	0	0	0	1	0	13	5.8
at Middle Tennessee	1/11/18	*	18	0	5	.000	0	1	.000	1	2	.500	1	2	3	4.0	1	0	0	0	0	0	1	5.5
at UAB	1/13/18	*	27	2	8	.250	0	4	.000	0	0	.000	1	6	7	4.2	3	0	0	4	2	2	4	5.4
NORTH TEXAS	1/18/18	*	35	8	11	.727	4	6	.667	5	7	.714	3	4	7	4.3	3	0	0	4	3	0	25	6.4
RICE	1/20/18	*	33	4	9	.444	0	2	.000	2	5	.400	1	5	6	4.4	2	0	4	1	1	1	10	6.6
SOUTHERN MISS	1/27/18	*	10	2	4	.500	1	2	.500	1	3	.333	3	2	5	4.4	4	0	2	1	0	0	6	6.6
at Florida Atlantic	2/1/18	*	24	2	7	.286	0	3	.000	0	0	.000	1	2	3	4.4	4	0	0	3	1	0	4	6.5
at FIU	2/3/18	*	25	2	4	.500	0	1	.000	0	0	.000	0	4	4	4.3	3	0	3	0	2	0	4	6.3
CHARLOTTE	2/8/18	*	26	4	5	.800	2	3	.667	0	1	.000	0	2	2	4.3	2	0	1	0	3	1	10	6.5
OLD DOMINION	2/10/18	*	15	3	3	1.000	2	2	1.000	0	0	.000	0	1	1	4.1	3	0	1	1	2	0	8	6.6
UAB	2/15/18	*	29	8	15	.533	4	7	.571	1	2	.500	1	2	3	4.1	3	0	2	4	3	0	21	7.1
MIDDLE TENNESSEE	2/17/18	*	32	3	9	.333	2	4	.500	3	5	.600	2	4	6	4.1	4	0	0	2	2	0	11	7.3
at UTEP	2/22/18	*	32	4	11	.364	2	4	.500	5	8	.625	0	4	4	4.1	1	0	1	2	0	1	15	7.5
at UTSA	2/24/18	*	13	1	2	.500	1	2	.500	2	2	1.000	1	1	2	4.1	5	1	0	1	0	0	5	7.4
at Southern Miss	3/3/18	*	26	1	7	.143	1	5	.200	0	0	.000	2	0	2	4.0	3	0	2	1	0	0	3	7.3
vs North Texas	3/7/18	*	27	0	3	.000	0	2	.000	2	2	1.000	1	6	7	4.1	3	0	2	1	2	0	2	7.1
vs Old Dominion	3/8/18	*	30	3	5	.600	2	4	.500	0	0	.000	2	2	4	4.1	1	0	0	1	1	1	8	7.2
Totals	32 Games	19	683	82	182	.451	28	71	.394	37	62	.597	36	95	131	4.1	77	2	26	38	45	12	229	7.2



1 CJ FELDER



Junior | Forward | TR | 6-7 | 231 | Sumter, S.C. | Sumter HS | Boston College

Overview

- Has averaged 7.2 points, 4.7 rebounds and 1.1 blocked shots in 50 appearances with 35 starts over two seasons at Boston College.
- Has 13 double-figure scoring games and three double-figure rebounding performances, including a career-high 24 points at #21 Duke and a 17-point, 14-rebound day vs. Wake Forest.
- Brings energy and strength to the Florida lineup.

2020-21, Sophomore Season (Boston College)

- Averaged 9.7 points and 5.9 rebounds in 19 appearances with 17 starts.
- Posted 24 points on 10-for-13 shooting from the floor at #21 Duke.
- Had a double-double with 17 points and 14 rebounds vs. Wake Forest.
- Had 12 rebounds at Syracuse and 11 at Minnesota, also chipping in nine points in both games.
- Filled the box score with 10 points, eight rebounds, five blocked shots, three steals and two assists in the win vs. Miami.
- Totaled 11 blocked shots in two game vs. Miami, swatting six on the road and five at home, and racked up four blocks against #3 Villanova.

2019-20, Freshman Season (Boston College)

- Averaged 5.6 points and 3.9 rebounds in 31 appearances with 18 starts.
- Had four double-figure scoring games, including a pair of 13-point performances at #2 Duke and vs. Georgia Tech.
- Grabbed a season-high nine rebounds vs. Syracuse, also chipping in nine points.

Prep

- Averaged 13.0 points, 11.0 rebounds, and 5.0 blocked shots in nine games prior to an injury in mid-December that sidelined him for the remainder of the season.
- 247Sports Composite ranked him the fourth-best player in the state of South Carolina and the 45th best power forward nationally
- Nominated for the 2019 McDonald's All-American game
- Named to the 2018 USA Today/American Family Insurance All-State second team as a junior
- Was a 2017-18 South Carolina Basketball Coaches Association 5A All-State selection
- Posted averages of 8.7 points, 7.9 rebounds, and 1.8 blocks as a junior, shooting nearly 78% from the floor

Felder Career Statistics

Year	GP	GS	Min	Avg	Total			3-Point			F-Throw			Rebounds				PF	FO	Ast	TO	Blk	Stl	Pts	Avg
					FG	FGA	Pct	FG	FGA	Pct	FT	FTA	Pct	Off	Def	Tot	Avg								
2019-20 (BC)	31	18	634	20.5	68	157	.433	5	31	.161	34	54	.630	37	84	121	3.9	71	2	20	39	14	16	175	5.6
2020-21 (BC)	19	17	529	27.8	67	146	.459	22	70	.314	29	47	.617	26	87	113	5.6	49	4	17	28	41	19	185	9.7
Totals	50	35	1163	23.3	135	303	.446	27	101	.267	63	101	.624	63	171	234	4.7	120	6	37	67	55	35	360	7.2



24 PHLANDROUS FLEMING JR.

Grad | Guard | TR | 6-5 | 205 | Athens, Ga. | Cedar Shoals HS | Charleston Southern

Overview

- Scored 1,510 points over four seasons at Charleston Southern, averaging 15.0 points in 101 appearances with 88 starts.
- Two-time Big South Defensive Player of the Year and first-team All-Big South honoree.
- One of two players in Charleston Southern history to reach 1,000 points, 500 rebounds, 200 assists, 100 steals and 50 blocked shots.
- Posted 30 games with 20+ points, including seven 30-point performances.
- Had 23 double-doubles for the Buccaneers, including one triple-double.
- Highly competitive guard who rebounds his position.

Honors

- 2020 & 2021 Big South Defensive Player of the Year
- 2020 & 2021 First-Team All-Big South
- 2018 Big South All-Freshman Team

2020-21, Senior Season (CSU)

- Big South Defensive Player of the Year and first-team all-conference honoree.

- Led the Buccaneers in scoring (20.1), rebounding (7.4) and steals (33), posting seven double-doubles in 18 starts.
- Had three 30-point games, including a career high 35 points in a win at Presbyterian, knocking down five 3-pointers and 14 free throws.
- Had 33 points and four steals against Winthrop and 32 points and four steals at Gardner-Webb.
- Posted 29 points, 12 rebounds and three steals in a win at High Point, shooting 4-for-9 from 3-point range.

2019-20, Junior Season (CSU)

- Big South Defensive Player of the Year and first-team all-conference honoree.
- Had 13 double-doubles, 16 games with 20 points and three 30-point performances and led CSU in scoring (17.7), rebounding (8.7), assists (12.1) and blocked shots (4.7).
- Posted a triple-double vs. Presbyterian, tallying 14 points, 12 assists and 11 rebounds, adding three blocked shots and a steal.
- Exploded for 34 points, 15 rebounds, five assists, three blocked shots and a steal while playing all 40 minutes in a win vs. Hampton.

Fleming Career Statistics

Year	GP	GS	Min	Avg	Total			3-Point			F-Throw			Rebounds				PF	FO	Ast	TO	Blk	Stl	Pts	Avg
					FG	FGA	Pct	FG	FGA	Pct	FT	FTA	Pct	Off	Def	Tot	Avg								
2017-18 (CSU)	29	28	811	28.0	106	254	.417	43	118	.364	52	72	.722	39	75	114	3.9	50	0	47	42	12	36	307	10.6
2018-19 (CSU)	22	11	621	28.2	97	241	.402	33	114	.289	49	61	.803	37	83	120	5.5	45	0	60	46	13	28	276	12.5
2019-20 (CSU)	32	31	1132	35.4	207	477	.434	45	174	.259	106	136	.779	50	228	278	8.7	59	1	121	107	47	40	565	17.7
2020-21 (CSU)	18	18	616	34.2	118	299	.395	47	147	.320	79	98	.806	16	117	133	7.4	49	1	41	49	17	33	362	20.1
Totals	101	88	3180	31.5	528	1271	.415	168	553	.304	286	367	.779	142	503	645	6.4	203	2	269	244	89	137	1510	15.0



PHLANDROUS FLEMING JR.

- Also had 15 rebounds vs. High Point to go along with 21 points.
- Had a double-double and stuffed the stat sheet with 31 points, 11 assists, nine rebounds, six blocked shots and four steals in a win at Gardner-Webb.

2018-19, Sophomore Season (CSU)

- Averaged 12.5 points, second-most on the team, in 22 appearances with 11 starts, notching three double-doubles.
- Had 18 double-figure scoring games, while all three of his 20-point performances came on the road, including a season-best 25 at Longwood
- Posted 23 points and 12 rebounds at Hampton, 20 and 10 at Presbyterian and 15 and 10 at Winthrop.

2017-18, Freshman Season (CSU)

- Named to the Big South All-Freshman team and was runner up for conference Freshman of the Year.
- Ranked second on the team with a 10.6 scoring average in 29 appearances with 28 starts.
- Had 10 double-figure scoring games, including three 20-point performances.
- Scored a season-best 26 points in a win at Winthrop, shooting 7-for-11 from the field and 4-for-5 from 3-point range.
- Went for 21 at South Carolina state and 20 vs. Gardner-Webb.

Prep

- Named 2016-17 Georgia Class 5A Player of the Year by the Atlanta Journal-Constitution.
- Led Cedar Shoals High School to state championship game and runner-up finish as a senior.
- Averaged 21 points, eight rebounds, three assists, two blocks and two steals per game in 2016-17.
- Also named Class 5A Player of the Year by HoopSeen.
- As a junior, garnered second-team all-state honors while averaging 16 points, eight rebounds, four assists and 3.5 steals per game.
- Was MVP of the prestigious Sweet South Tournament as a junior.

Game Highs

Points	35, at Presbyterian (2/22/21)
Rebounds	15, 2x, last vs. High Point (2/13/20)
Field Goals	12, vs. Winthrop (1/5/21)
Field Goal Attempts	25, vs. Hampton (12/21/20)
3-Point Field Goals	5, 4x, last at Presbyterian (2/22/21)
3-Point FG Attempts	13, 2x, last at Presbyterian (2/22/21)
Free Throws	14, at Presbyterian (2/22/21)
Free Throw Attempts	19, at Presbyterian (2/22/21)
Assists	12, vs. Presbyterian (3/3/20)
Steals	5, at Dayton (11/16/19)
Blocked Shots	6, at Gardner-Webb (1/25/20)
Minutes Played	49, at Gardner-Webb (1/25/20)

Personal

- Parents are Phlandrous Fleming Sr., Felicia Hubbard and Arthur Hubbard.
- Siblings are Ebony Fleming, Raven Fleming, Bryson Fleming, Anthony Hubbard and Devin Hubbard
- All the siblings in the family have played basketball, and Anthony and Phlandrous have also played football.
- Came to UF because he has one year and wanted to come to a program that he felt best fit his style of play and personality, and UF checked all the boxes.

Off The Court

- **Why I chose my number:** Kobe Bryant is my favorite player of all-time, and I aspire to work as hard as he does.
- **Favorite food:** Fried chicken, tacos
- **If I could have a superpower, it'd be:** Mind-reader
- **Favorite quote/saying:** "That's cap."
- **Hidden talent:** I can bowl
- **Favorite cartoon as a kid:** Codename: Kids Next Door
- **If I could have dinner with anyone throughout history, I'd choose...:** Cesar Millan, Bob Marley, Dr. Sebi
- **Favorite NBA player:** Kevin Durant
- **Favorite athlete outside of the NBA:** Kris Prather
- **Favorite place I've traveled:** Cabo, Mexico
- **Favorite holiday:** Christmas, because that's the time I get to see my entire family.
- **Favorite movie:** Iron Man 2 & 3

Fleming Game-By-Game

2017-18 (Charleston So.)	Date	GS	Min	FG	FGA	Pct	3FG	FGA	Pct	FT	FTA	Pct	Off	Def	Tot	Avg	PF	FO	A	TO	Blk	Stl	Pts	Avg
at Davidson	11/10/17	*	20	2	8	.250	1	4	.250	1	2	.500	0	5	5	5.0	2	0	3	2	1	0	6	6.0
at NC State	11/12/17	*	33	7	16	.438	3	7	.429	0	0	.000	3	3	6	5.5	4	0	2	3	0	0	17	11.5
COLUMBIA INTERNATIONAL	11/15/17	*	15	4	6	.667	0	2	.000	3	5	.600	1	3	4	5.0	2	0	1	0	1	1	11	11.3
at USC Upstate	11/18/17	*	28	6	10	.600	5	7	.714	2	2	1.000	3	2	5	5.0	3	0	1	4	0	1	19	13.3
TOCCOA FALLS	11/20/17	*	12	1	4	.250	0	1	.000	0	0	.000	0	4	4	4.8	0	0	3	1	1	4	2	11.0
at Illinois State	11/25/17	*	36	5	11	.455	0	2	.000	3	6	.500	3	4	7	5.2	2	0	3	1	0	0	13	11.3
VMI	11/28/17	*	17	3	6	.500	0	3	.000	1	4	.250	1	2	3	4.9	4	0	1	2	0	2	7	10.7
at SC State	12/12/17	*	40	8	12	.667	3	6	.500	2	4	.500	1	5	6	5.0	3	0	1	2	1	0	21	12.0
EASTERN KENTUCKY	12/15/17	*	25	3	8	.375	1	3	.333	0	0	.000	3	1	4	4.9	1	0	1	4	1	2	7	11.4
LONGWOOD	12/30/17	*	27	6	10	.600	3	6	.500	3	6	.500	1	2	3	4.7	1	0	3	1	2	2	18	12.1
at Liberty	01/02/18	*	22	1	9	.111	1	3	.333	2	2	1.000	1	3	4	4.6	1	0	3	1	0	1	5	11.5
at High Point	01/06/18	*	25	2	9	.222	1	5	.200	0	0	.000	2	1	3	4.5	1	0	2	1	0	2	5	10.9
RADFORD	01/09/18	*	32	7	13	.538	2	4	.500	1	2	.500	3	2	5	4.5	2	0	2	1	0	2	17	11.4
WINTHROP	01/12/18	*	30	2	12	.167	1	8	.125	0	0	.000	0	2	2	4.4	2	0	4	2	0	0	5	10.9
at UNC-Asheville	01/15/18	*	33	2	6	.333	1	4	.250	3	4	.750	1	1	2	4.2	1	0	2	1	1	0	8	10.7
at Campbell	01/18/18	*	37	4	15	.267	1	4	.250	0	0	.000	0	4	4	4.2	4	0	1	0	0	3	9	10.6
GARDNER-WEBB	01/21/18	*	33	6	10	.600	4	6	.667	4	4	1.000	1	4	5	4.2	1	0	1	0	1	1	20	11.2
PRESBYTERIAN	01/24/18	*	33	5	12	.417	3	9	.333	0	1	.000	2	1	3	4.2	0	0	0	1	1	1	13	11.3
at Radford	01/27/18	*	5	0	1	.000	0	0	.000	0	0	.000	2	0	2	4.1	2	0	2	1	0	0	0	10.7
HIGH POINT	02/01/18	*	31	5	10	.500	2	4	.400	3	4	.750	0	2	2	4.0	0	0	1	0	0	0	15	10.9
at Gardner-Webb	02/03/18	*	30	3	6	.500	1	3	.333	2	2	1.000	0	3	3	3.9	3	0	1	3	1	0	9	10.8
LIBERTY	02/07/18	*	25	2	3	.667	0	1	.000	4	4	1.000	0	1	1	3.8	0	0	0	5	0	1	8	10.7
at Presbyterian	02/10/18	*	30	2	9	.222	2	6	.333	1	2	.500	3	1	4	3.8	2	0	1	0	0	1	7	10.5
at Longwood	02/15/18	*	33	2	6	.333	0	2	.000	5	5	1.000	4	5	9	4.0	2	0	3	2	0	3	9	10.5
UNC-ASHEVILLE	02/18/18	*	36	5	11	.455	0	5	.000	2	2	1.000	1	1	2	3.9	2	0	0	1	1	2	12	10.5
CAMPBELL	02/22/18	*	24	0	5	.000	0	0	.000	0	0	.000	1	5	6	4.0	0	0	3	1	1	1	0	10.1
at Winthrop	02/24/18	*	30	7	11	.636	4	5	.400	8	9	.889	0	4	4	4.0	3	0	0	1	0	2	26	10.7
PRESBYTERIAN	02/27/18	*	32	3	7	.429	3	4	.750	0	0	.000	1	0	1	3.9	0	0	1	1	0	0	9	10.6
at UNC-Asheville	03/01/18	*	37	3	8	.375	1	3	.333	2	2	1.000	1	4	5	3.9	2	0	1	0	0	2	9	10.6
Totals	29 Games	28	811	106	254	.417	43	118	.364	52	72	.722	39	75	114	3.9	50	0	47	42	12	36	307	10.6



Courtney Cubbreath/UAA Photo

32 TUONGTHACH GATKEK

Sophomore | Forward | TR | 6-9 | 172 | Portland, Maine | Caprock HS (Texas) | Trinity Valley CC (Texas)

Overview

- A left-hander with a 7-foot-2 wingspan who runs the court and shot-blocks at a high level.
- Arrived on campus for Fall 2021, the final member added to the Gators' 2021-22 roster.

Prior to Florida

- Helped Trinity Valley Community College in Texas to a 23-3 record while earning All-Region Honors in 2020-21, averaging 10 points, 6.9 rebounds and 2.2 blocked shots per game.
- He had 19 points in the Cardinals' second-round NJCAA Tournament game and tallied a season-high 23 points in a win vs. Tyler Junior College.
- Played his high school basketball at Caprock High School in Amarillo, Texas.



Hamzah White/UAA Photo

33 JASON JITOBOH

Junior | Center | 2L | 6-11 | 305 | Abuja, Nigeria | Hamilton Heights (Tenn.)

Overview

- Appeared in 33 games over his first two seasons, averaging 1.5 points per game.
- A rim protector with fantastic size with a good feel for the game.
- Has a soft touch around the basket and is a solid passer in the post.

2021-21, Sophomore Season

- Appeared in 12 games, recording 11 points and seven rebounds.
- Played a season-high 13 minutes in the win vs. Tennessee, recording two points and three rebounds as the Gators took down the sixth-ranked Vols.
- Scored a season-high five points in the SEC Tournament vs. Tennessee.

2019-20, Freshman Season

- Averaged 1.8 points and 1.3 rebounds in 21 appearances.
- Scored a season-high six points in the victory vs. LSU, shooting 3-for-3 from the field.

- Had three points and four rebounds in UF's victory at Texas A&M.
- Showed steady improvement throughout the campaign. After playing in 10 of Florida's first 20 games, Jitoboh appeared in the final 11 games of the season as a regular part of the frontcourt rotation.

Prep

- Helped Hamilton Heights to a 34-4 record and a Top 25 finish in MaxPreps' national rankings.
- Averaged 10.1 points and 5.6 rebounds on the Nike EYBL circuit in the summer of 2018.
- Helped lead Hamilton Heights to back-to-back NACA championships, named NACA Defensive Player of the Year and first-team all-conference.

Personal

- Born on March 20, 2001.
- Son of Moses and Barabara Jitoboh and has one sister, Jessica, and three brothers: Prince, Joshua and Jonathan.
- Came to Florida because it was the right fit and he loves the atmosphere.

Jitoboh Career Statistics

Year	GP	GS	Min	Avg	Total			3-Point			F-Throw			Rebounds				PF	FO	Ast	TO	Blk	Stl	Pts	Avg
					FG	FGA	Pct	FG	FGA	Pct	FT	FTA	Pct	Off	Def	Tot	Avg								
2019-20	21	0	133	6.3	15	29	.517	0	0	.000	8	17	.471	13	15	28	1.3	22	0	0	5	7	0	38	1.8
2020-21	12	0	44	3.7	5	9	.556	0	0	.000	1	2	.500	2	5	7	0.6	9	0	0	2	1	1	11	0.9
Totals	33	0	177	5.4	20	38	.526	0	0	.000	9	19	.474	15	20	35	1.1	31	0	0	7	8	1	49	1.5

Jitoboh SEC Statistics

Year	GP	GS	Min	Avg	Total			3-Point			F-Throw			Rebounds				PF	FO	Ast	TO	Blk	Stl	Pts	Avg
					FG	FGA	Pct	FG	FGA	Pct	FT	FTA	Pct	Off	Def	Tot	Avg								
2019-20	13	0	90	6.9	10	19	.526	0	0	.000	4	6	.667	10	12	22	1.7	16	0	0	3	7	0	24	1.8
2020-21	6	0	25	4.1	2	4	.500	0	0	.000	0	0	.000	1	2	3	0.5	3	0	0	0	1	1	4	0.7
Totals	19	2	115	6.1	12	23	.522	0	0	.000	4	6	.667	11	14	25	1.3	19	0	0	3	8	1	28	1.5



JASON JITOBH

Jitobh Game-By-Game

2019-20	Date	GS	Min	FG	FGA	Pct	3FG	FGA	Pct	FT	FTA	Pct	Off	Def	Tot	Avg	PF	FO	A	TO	Blk	Stl	Pts	Avg
NORTH FLORIDA	11/05/19		7	1	2	.500	0	0	.000	1	3	.333	1	2	3	3.0	1	0	0	1	0	0	3	3.0
FLORIDA ST.	11/10/19		2	0	0	.000	0	0	.000	0	0	.000	0	0	0	1.5	1	0	0	0	0	0	0	1.5
TOWSON	11/14/19		3	1	1	1.000	0	0	.000	0	0	.000	1	0	1	1.3	0	0	0	0	0	0	2	1.7
at UConn	11/17/19		5	1	1	1.000	0	0	.000	0	0	.000	0	0	0	1.0	1	0	0	0	0	0	2	1.8
vs Miami	11/22/19		5	1	2	.500	0	0	.000	0	2	.000	0	0	0	0.8	0	0	0	0	0	0	2	1.8
vs Xavier	11/24/19		2	0	0	.000	0	0	.000	0	0	.000	0	0	0	0.7	1	0	0	0	0	0	0	1.5
vs Providence	12/17/19		8	0	1	.000	0	0	.000	0	0	.000	0	1	1	0.7	0	0	0	0	0	0	0	1.3
LBSU	12/28/19		9	1	3	.333	0	0	.000	3	6	.500	1	0	1	0.8	2	0	0	1	0	0	5	1.8
at South Carolina	1/7/20		2	0	0	.000	0	0	.000	0	0	.000	1	0	1	0.8	1	0	0	0	0	0	0	1.6
at Mizzou	01/11/20		6	1	2	.500	0	0	.000	0	0	.000	0	1	1	0.8	1	0	0	1	0	0	2	1.6
at Vanderbilt	02/01/20		6	0	0	.000	0	0	.000	0	0	.000	1	1	2	0.9	0	0	0	0	0	0	0	1.5
GEORGIA	02/05/20		5	1	1	1.000	0	0	.000	0	0	.000	0	0	0	0.8	1	0	0	0	0	0	2	1.5
at Ole Miss	02/08/20		8	1	2	.500	0	0	.000	0	0	.000	1	1	2	0.9	0	0	0	0	1	0	2	1.5
at Texas A&M	02/12/20		9	1	3	.333	0	0	.000	1	2	.500	3	1	4	1.1	4	0	0	1	1	0	3	1.6
VANDERBILT	02/15/20		8	1	2	.500	0	0	.000	2	2	1.000	1	0	1	1.1	3	0	0	0	1	0	4	1.8
ARKANSAS	02/18/20		16	1	4	.250	0	0	.000	0	0	.000	0	3	3	1.3	3	0	0	0	1	0	2	1.8
at Kentucky	02/22/20		1	0	0	.000	0	0	.000	0	0	.000	0	0	0	1.2	1	0	0	0	0	0	0	1.7
LSU	02/26/20		10	3	3	1.000	0	0	.000	0	0	.000	0	1	1	1.2	0	0	0	0	1	0	6	1.9
at Tennessee	02/29/20		11	1	2	.500	0	0	.000	0	0	.000	2	3	5	1.4	2	0	0	0	1	0	2	1.9
at Georgia	03/04/20		3	0	0	.000	0	0	.000	0	0	.000	1	0	1	1.4	0	0	0	1	1	0	0	1.9
KENTUCKY	03/07/20		7	0	0	.000	0	0	.000	1	2	.500	0	1	1	1.3	0	0	0	0	0	0	1	1.8
Totals	21 Games	0	133	15	29	.517	0	0	.000	8	17	.471	13	15	28	1.3	22	0	0	5	7	0	38	1.8

2020-21	Date	GS	Min	FG	FGA	Pct	3FG	FGA	Pct	FT	FTA	Pct	Off	Def	Tot	Avg	PF	FO	A	TO	Blk	Stl	Pts	Avg
vs Boston College	12/03/20		1	0	0	.000	0	0	.000	0	0	.000	0	1	1	1.0	1	0	0	0	0	0	0	0.0
STETSON	12/06/20		4	0	0	.000	0	0	.000	0	0	.000	0	2	2	1.5	0	0	0	1	0	0	0	0.0
at Mississippi St.	01/16/21		2	0	0	.000	0	0	.000	0	0	.000	0	0	0	1.0	0	0	0	0	0	0	0	0.0
TENNESSEE	01/19/21		13	1	3	.333	0	0	.000	0	0	.000	1	2	3	1.5	3	0	0	0	1	1	2	0.5
VANDERBILT	01/27/21		5	0	0	.000	0	0	.000	0	0	.000	0	0	0	1.2	0	0	0	0	0	0	0	0.4
at West Virginia	01/30/21		5	1	2	.500	0	0	.000	0	0	.000	0	0	0	1.0	1	0	0	0	0	0	2	0.7
SOUTH CAROLINA	02/03/21		1	0	0	.000	0	0	.000	0	0	.000	0	0	0	0.9	0	0	0	0	0	0	0	0.6
GEORGIA	02/20/21		2	0	0	.000	0	0	.000	0	0	.000	0	0	0	0.8	0	0	0	0	0	0	0	0.5
MISSOURI	03/03/21		2	1	1	1.000	0	0	.000	0	0	.000	0	0	0	0.7	0	0	0	0	0	0	2	0.7
vs Vanderbilt	03/11/21		1	0	0	.000	0	0	.000	0	0	.000	0	0	0	0.6	1	0	0	0	0	0	0	0.6
vs Tennessee	03/12/21		7	2	3	.667	0	0	.000	1	2	.500	1	0	1	0.6	1	0	0	0	0	0	5	1.0
vs Virginia Tech	03/19/21		1	0	0	.000	0	0	.000	0	0	.000	0	0	0	0.6	2	0	0	1	0	0	0	0.9
Totals	12 Games	0	44	5	9	.556	0	0	.000	1	2	.500	2	5	7	0.6	9	0	0	2	1	1	11	0.9

Off The Court

- **Why I chose my number:** It was Shaq's college number.
- **Favorite food:** Breakfast food
- **If I could have a superpower, it'd be....:** Teleporting
- **Hidden talent:** I'm a gamer.
- **Favorite cartoon as a kid:** Avatar
- **If I could have dinner with anyone throughout history, I'd choose....:** Kevin Hart, Shaq and Will Smith.
- **Favorite NBA players:** LeBron James and Joel Embiid
- **Favorite athlete outside of the NBA:** Cristiano Ronaldo
- **Favorite place I've traveled:** Dubai
- **Favorite movie:** Naked
- **Favorite book:** The Vampire Diaries

Game Highs

- Points** 6, vs. LSU (2/26/20)
- Rebounds** 5, at Tennessee (2/29/20)
- Field Goals** 3, vs. LSU (2/26/20)
- Field Goal Attempts** 4, vs. Arkansas (2/18/20)
- 3-Point Field Goals** ---
- 3-Point FG Attempts** ---
- Free Throws** 3, vs. Long Beach State (12/28/19)
- Free Throw Attempts** 6, vs. Long Beach State (12/28/19)
- Assists** ---
- Steals** ---
- Blocked Shots** 1, 8x, last vs. Tennessee (1/19/21)
- Minutes Played** 16, vs. Arkansas (2/18/20)



11 KEYONTAE JOHNSON

Senior | Forward | 3L | 6-5 | 229 | Norfolk, Va. | Oak Hill Academy

Overview

- Has averaged 11.1 points and 6.6 rebounds in 71 games at Florida, totaling 789 points and 468 rebounds.
- Has 13 career double-doubles and eight 20-point games, including four 20-point, 10-rebound double-doubles.
- Experienced a medical emergency on Dec. 12, 2020, during Florida's game at FSU that sidelined him for the remainder of his junior season in which he had been named preseason SEC Player of the Year.
- Earned All-SEC honors in his sophomore campaign after leading the Gators with 14.0 points per game.
- One of the top athletes in the 2018 recruiting class, measuring at a 41.5" vertical leap when he arrived in Gainesville.
- Rated a four-star prospect and a member of the ESPN 100 out of high school, Johnson is an outstanding driver with a soft touch.

Honors

- 2020-21 Preseason SEC Player of the Year
- 2019-20 All-SEC (Coaches First Team, AP Second Team)
- 2019 Charleston Classic MVP and All-Tournament Team
- SEC Player of the Week (Nov. 25, 2019)
- 2019 Basketball Hall of Fame Invitational MVP

2020-21, Junior Season

- Johnson made his impact largely from the sidelines after missing most of the season due to a medical emergency experienced in the Gators' fourth game of the season. He contributed in film, scout and on-court instruction as a respected voice among his teammates and the coaching staff.
- Posted 24 points and 12 rebounds in the neutral site victory vs. Boston College, one of just eight Gators over the past 25 seasons to post a 24/12 stat line joining Kerry Blackshear, Erik Murphy, Marreese

Johnson Career Statistics

Year	GP	GS	Min	Avg	Total			3-Point			F-Throw			Rebounds				PF	FO	Ast	TO	Blk	Stl	Pts	Avg
					FG	FGA	Pct	FG	FGA	Pct	FT	FTA	Pct	Off	Def	Tot	Avg								
2018-19	36	20	855	23.8	111	236	.470	23	63	.365	45	70	.643	68	161	229	6.4	84	2	45	48	12	38	290	8.1
2019-20	31	31	970	31.3	166	305	.544	30	79	.380	73	95	.768	54	167	221	7.1	88	0	49	53	10	38	435	14.0
2020-21	4	4	81	20.3	25	39	.641	3	7	.429	11	14	.786	2	16	18	4.5	6	0	5	11	0	4	64	16.0
Totals	71	55	1906	26.8	302	580	.512	53	142	.373	118	165	.715	122	328	450	6.7	172	2	93	101	22	76	725	10.8

Johnson SEC Statistics

Year	GP	GS	Min	Avg	Total			3-Point			F-Throw			Rebounds				PF	FO	Ast	TO	Blk	Stl	Pts	Avg
					FG	FGA	Pct	FG	FGA	Pct	FT	FTA	Pct	Off	Def	Tot	Avg								
2018-19	18	14	452	25.1	51	115	.443	11	31	.355	29	40	.725	40	77	117	6.5	53	2	25	29	7	17	142	7.9
2019-20	18	18	585	32.5	95	170	.559	18	47	.383	48	61	.787	30	109	139	7.7	50	0	35	28	8	26	256	14.2
Totals	36	32	1037	28.8	146	285	.512	29	78	.372	77	101	.762	70	186	256	7.1	103	2	60	57	15	43	398	11.1



KEYONTAE JOHNSON

Speights, Joakim Noah, David Lee, Matt Bonner and Greg Stolt.

- Opened the season with a strong 16-point performance in a come-back win vs. Army and added 19 in just 22 minutes vs. Stetson.

2019-20, Sophomore Season

- Averaged a team-high 14.0 points per game along with 7.1 rebounds, second-most on the team, and also led the Gators with 38 steals, earning first-team coaches and second-team AP All-SEC honors.
- Led the team in scoring 15 times and rebounding 13 times.
- Had eight double-doubles, including three 20-point and 10-rebound games, most by a Gator since Marreese Speights had four in 2007-08.
- With 25 points, 11 rebounds and five assists vs. LSU, he posted the Gators' third 25/10/5 stat line since 1996, joining Nick Calathes and Matt Walsh.
- Scored 24 points in the win vs. Arkansas, shooting 15-for-17 from the free throw line and becoming the fourth Gator since 1996 to score 24 or more points on seven or fewer field goal attempts (KeVaughn Allen, Matt Walsh, Eddie Shannon). He was also the fourth in that time to make 15 or more free throws, joining Kerry Blackshear, Joakim Noah and Taurean Green.
- Had 10 points and 12 rebounds in the Gators' 21-point double-overtime comeback win vs. Alabama.
- Scored 13 of his 15 points vs. Georgia in the second half, helping Florida match a program record 22-point comeback victory.
- Named the Charleston Classic MVP after averaging 16.3 points and 8.0 rebounds in helping the Gators earn their first holiday tournament championship in 10 years.
- Had 19 points and 10 rebounds vs. Providence in Brooklyn, earning Basketball Hall of Fame Invitational MVP honors.
- Johnson and teammate Kerry Blackshear Jr. each posted eight double-doubles, becoming the third Florida duo since 1996 to each earn eight or more in a season, joining Al Horford (16) and Joakim Noah (eight) in 2006-07 and Matt Bonner (10) and Udonis Haslem (eight) in 2000-01.

2018-19, Freshman Season

- Averaged 8.1 points and 6.4 rebounds, appearing in all 36 games with 20 starts.
- Posted four double-doubles, including three in postseason play with two in the SEC Tournament and one in the NCAA Tournament.
- Moved into the starting lineup on Jan. 19 at Georgia and started every game after that. Starting alongside fellow freshmen Noah Locke and Andrew Nembhard, Johnson was part of the first freshman trio to start at Florida since 1999 when LaDarius Halton, Udonis Haslem and Mike Miller started together.
- Became the third Florida freshman to post a double-double in NCAA Tournament action, joining Bradley Beal (14 points, 11 rebounds, vs. Virginia, March 16, 2012) and Mike Miller (10 points, 11 rebounds, vs. Gonzaga, March 18, 1999). Johnson and Beal were the only two to do so in their NCAA Tournament debut.
- Johnson's double-double with 20 points and 12 rebounds vs. Arkansas marked the first by a Florida freshman in SEC Tournament play since Donnell Harvey had 11 points and 12 rebounds vs. Ole Miss on March 9, 2000.
- He followed that up with a 16-point, 10-rebound outing in the win vs. #9 LSU in the SEC Tournament quarterfinals.
- Posted his first career double-double with 14 points and 13 rebounds in the win at Alabama. He became the first Gator to post 13+ points and rebounds in a game since Dorian Finney-Smith (Feb. 20, 2016 vs. South Carolina). It also marked the most rebounds by a UF freshman in an SEC game since Al Horford (Feb. 5, 2005 vs. Alabama).
- Florida's leading scorer and rebounder at the SEC Tournament, averaging 13.7 points and 10.0 rebounds over 3 games.
- His 229 rebounds rank fifth for a Florida freshman in program history, trailing only Donnell Harvey, Ronnie Williams, Bradley Beal and Eugene McDowell.

Prep

- Had 19 games with 18+ points at Oak Hill Academy as a senior, helping the team to a semifinal appearance in the Geico Nationals tournament.
- Named the MVP of the 2018 Bass Pro Shops Tournament of Champions in Springfield, Mo., scoring 21.7 points per game.

Off The Court

- **Why I chose my number:** Because that's the number I started with.
- **Favorite food:** Burgers and fries
- **Favorite quote/saying:** I can do all things through Christ who strengthens me.
- **Hidden talent:** Dancing
- **Favorite cartoon as a kid:** Phineas and Ferb
- **If I could have dinner with anyone throughout history, I'd choose...:** My great grandad, Lauren London and Keri Wilson
- **Favorite NBA player:** Kawhi Leonard
- **Favorite athlete outside of the NBA:** Floyd Mayweather
- **Favorite place I've traveled:** Los Angeles
- **Favorite holiday:** My birthday
- **Favorite movie:** Friday After Next

Personal

- Parents are Marrecus and Sharnika Johnson and siblings are Brianna and Ebony.
- Nicknames growing up were Red and KeyDaKid.
- Is excited about the fast pace that Florida plays because that's when he feels he plays his best.
- Also seriously considered Texas Tech.

Johnson Game Highs

Points	25, vs. LSU (2/26/20)
Rebounds	13, at Alabama (2/16/19)
Field Goals	11, vs. LSU (2/26/20)
Field Goal Attempts	17, vs. Baylor (1/25/20)
3-Point Field Goals	3, 3x, last at LSU (1/21/20)
3-Point FG Attempts	6, at LSU (1/21/20)
Free Throws	15, vs. Arkansas (2/18/20)
Free Throw Attempts	17, vs. Arkansas (2/18/20)
Assists	6, at Texas A&M (2/12/20)
Steals	4, 4x, last vs. Providence (12/17/19)
Blocked Shots	3, at Missouri (1/11/20)
Minutes Played	39, 2x, last at Georgia (3/4/20)



Courtesy Calbreath/UAA Photo



Hannah White/UAA Photo

O MYREON JONES



Senior | Guard | TR | 6-3 | 175 | Birmingham, Ala. | Lincoln (Ga.) Academy | Penn State

Overview

- High-scoring guard who has upped his production each collegiate season, averaging 10.4 points per game with 12 20-point performances over 80 career appearances at Penn State, including a team-leading 15.3 points per game in 2020-21.
- Three of his 11 20-point games have come vs. top-25 opponents, and he went for a career-best 29 at Nebraska on Feb. 23, 2021.
- Increased his scoring by 9.3 points per game from 4.0 points as a freshman to 13.3 as a sophomore, coinciding with his move into PSU's starting lineup.
- Two-time All-Big Ten honorable mention honoree with 11 games making four or more 3-pointers.

Honors

- 2021 All-Big Ten (Honorable Mention)
- 2020 All-Big Ten (Honorable Mention)

2020-21, Junior Season (PSU)

- Averaged a team-best 15.3 points per game while pacing the Nittany Lions with 60 made 3-pointers at a .395 clip, adding 51 assists and 32 steals.
- Scored double figures in 23 of 25 games, including six 20-point games.

- Scored 20+ in four straight games, including three on the road, posting 21 vs. #18 Illinois, 20 at Indiana, 23 at Purdue and 20 at #22 Illinois, shooting 13-for-27 (.481) from 3-point range in that stretch.
- Exploded for a career-high 29 in a road win at Nebraska, shooting 8-for-18 from the field and 6-for-12 from 3-point range, along with a 7-for-8 day at the free throw line.
- Grabbed a season-best eight rebounds to go with 15 points in a win vs. Northwestern.

2019-20, Sophomore Season (PSU)

- Ranked second on Penn State with 13.3 points per game and shot 56-for-139 from 3-point range for a team-high .403 clip from long distance.
- Recorded a double-double with 16 points and 10 rebounds in a neutral-site win vs. Syracuse.
- Had 13 points and six assists in helping Penn State to a win vs. a fourth-ranked Maryland team.
- Had 17 double-figure scoring games in 25 appearances, including six 20-point games.
- Racked up a season-high 22 points vs. Wake Forest, shooting 8-for-13 from the field, 3-for-7 from 3-point range and 3-for-3 from the free throw line, to go with a pair of steals.
- Twice nabbed four steals, in wins vs. Yale and Indiana.
- Dished five or more assists six times.

Jones Career Statistics																									
Year	GP	GS	Min	Avg	Total			3-Point			F-Throw			Rebounds				PF	FO	Ast	TO	Blk	Stl	Pts	Avg
					FG	FGA	Pct	FG	FGA	Pct	FT	FTA	Pct	Off	Def	Tot	Avg								
2018-19 (Penn State)	30	0	323	10.8	39	131	.298	18	65	.277	24	31	.774	4	26	30	1.0	16	0	15	14	0	15	120	4.0
2019-20 (Penn State)	25	24	715	28.6	119	268	.444	56	139	.403	38	49	.776	12	56	68	2.7	36	0	74	37	4	32	332	13.3
2020-21 (Penn State)	24	24	756	30.2	127	322	.394	60	152	.395	68	88	.773	19	48	67	2.7	34	0	51	29	3	32	382	15.3
Totals	80	48	1794	22.4	285	721	.395	134	356	.376	130	168	.774	35	130	165	2.1	86	0	140	80	7	79	834	10.4



MYREON JONES

2018-19, Freshman Season (PSU)

- Averaged 4.0 points in 30 appearances, all coming off the bench, including four double-figure scoring games.
- Posted a season-high 18 points in a win vs. #13 Virginia Tech and had 10 in a victory vs. #17 Maryland.
- Also scored 13 on 5-for-9 shooting in a road win at Rutgers.

Prep

- Played senior season at Lincoln Academy in Suwanee, Georgia.
- Helped lead Lincoln Academy Bulldogs to a 25-9 record as they earned a spot in the national prep rankings as he averaged 19 points per game, with single-game highs of 34 points, 10 rebounds and seven assists.
- Rated as the top prospect in state of Alabama for 2018 and averaged 20 points and six assists per game in three years at Huffman High School (Birmingham, Ala.).
- Scored in double digits in all but one game his junior year with Vikings.
- Averaged 21.1 points, 8.1 rebounds and 2.0 assists per game as a junior at Huffman and had a game-high 39 points against Mountain Brook with nine 3-pointers. Also connected on four 3-pointers en route to 30-point outing in a Class 7A, Area 6 Tournament victory over Spain Park and Earned All-USA Alabama second-team honors for his junior season.
- Member of the Nike EYBL Georgia Stars and averaged 15.1 points during summer 2017 circuit.
- Ranked No. 81 nationally by 247 Sports with a four-star rating.

Personal

- Goes by "MJ" and nicknames are "Midnight" and "Buckets."
- Parents are Myreon Sr. and Tammi Jones and has a sister, Michelle.
- Co-founder and host of the podcast "The Midnight Domino Show."
- Born in Birmingham, Ala.

Off The Court

- **Favorite food:** Pizza
- **If I could have a superpower, it'd be:** Teleportation
- **Favorite quote/saying:** Train your mind to see the good in every situation.
- **Favorite cartoon as a kid:** Danny Phantom
- **If I could have dinner with anyone throughout history, I'd choose...:** Michael Jordan, Kobe Bryant, LeBron James
- **Favorite NBA player:** Damian Lillard
- **Favorite place I've traveled:** Cancun
- **Favorite holiday:** Christmas, spending time with family
- **Favorite movie:** Any Marvel movie

Game Highs

- Points** 29, at Nebraska (2/23/21)
- Rebounds** 10, vs. Syracuse (11/29/19)
- Field Goals** 9, 2x, last at Purdue (1/17/21)
- Field Goal Attempts** 22, at Purdue (1/17/21)
- 3-Point Field Goals** 6, 2x, last at Nebraska (2/23/21)
- 3-Point FG Attempts** 13, at Purdue (1/17/21)
- Free Throws** 7, 4x, last at Maryland (3/7/21)
- Free Throw Attempts** 9, at Rutgers (1/21/21)
- Assists** 6, 4x, last vs. VCU (12/2/20)
- Steals** 4, 3x, last vs. VCU (12/2/20)
- Blocked Shots** 1, 7x, last vs. Purdue (2/26/21)
- Minutes Played** 37, 2x, last at Rutgers (1/7/20)

Jones Game-By-Game

2018-19 (Penn State)	Date	GS	Min	FG	FGA	Pct	3FG	FGA	Pct	FT	FTA	Pct	Off	Def	Tot	Avg	PF	FO	A	TO	Blk	Stl	Pts	Avg
NORTH FLORIDA	11/09/18		14	1	8	.125	0	2	.000	0	1	.000	0	1	1	1.0	2	0	0	0	0	1	2	2.0
JACKSONVILLE STATE	11/12/18		9	0	4	.000	0	2	.000	0	2	.000	0	1	1	1.0	0	0	1	0	0	1	2	2.0
at DePaul	11/15/18		6	1	3	.333	1	2	.500	0	0	.000	0	0	0	0.7	0	0	0	1	0	0	3	2.3
vs Wright State	11/20/18		17	1	4	.250	1	3	.333	0	0	.000	1	1	2	1.0	0	0	0	0	0	0	3	2.5
vs Bradley	11/21/18		11	2	5	.400	0	2	.000	0	0	.000	1	1	2	1.2	2	0	0	1	0	1	4	2.8
VIRGINIA TECH	11/27/18		22	7	11	.636	4	8	.500	0	0	.000	0	1	1	1.2	0	0	0	1	0	0	18	5.3
at Maryland	12/01/18		13	0	3	.000	0	1	.000	0	0	.000	0	0	0	1.0	0	0	0	0	0	0	0	4.6
INDIANA	12/04/18		15	2	5	.400	1	3	.333	0	1	.000	0	1	1	1.0	1	0	2	1	0	2	5	4.6
COLGATE	12/08/18		13	1	3	.333	1	3	.333	0	0	.000	0	0	0	0.9	0	0	1	2	0	0	3	4.4
vs NC State	12/15/18		12	1	5	.200	0	1	.000	0	0	.000	0	2	2	1.0	0	0	1	1	0	0	2	4.2
at Duquesne	12/19/18		7	1	2	.500	0	0	.000	0	0	.000	0	0	0	0.9	0	0	1	0	0	1	2	4.0
at Alabama	12/21/18		21	3	16	.188	0	4	.000	5	5	1.000	0	1	1	0.9	1	0	3	1	0	3	11	4.6
UMBC	12/29/18		17	2	5	.400	2	4	.500	0	0	.000	0	3	3	1.1	0	0	2	0	0	1	6	4.7
at Michigan	01/03/19		13	0	3	.000	0	2	.000	2	2	1.000	0	2	2	1.1	1	0	0	2	0	0	2	4.5
WISCONSIN	01/06/19		17	0	3	.000	0	2	.000	1	2	.500	0	1	1	1.1	1	0	1	1	0	1	1	4.3
at Nebraska	01/10/19		11	0	3	.000	0	1	.000	0	0	.000	1	1	2	1.2	1	0	0	0	0	0	0	4.0
MICHIGAN STATE	01/13/19		8	0	5	.000	0	3	.000	0	0	.000	0	0	0	1.1	1	0	0	1	0	0	0	3.8
at Minnesota	01/19/19		10	2	5	.400	1	3	.333	0	0	.000	0	1	1	1.1	1	0	1	1	0	0	5	3.8
RUTGERS	01/26/19		4	0	1	.000	0	1	.000	0	0	.000	0	0	0	1.1	0	0	0	0	0	0	0	3.6
at Northwestern	02/04/19		6	1	2	.500	1	2	.500	0	0	.000	0	2	2	1.1	0	0	0	0	0	0	3	3.6
at Ohio State	02/07/19		3	0	0	.000	0	0	.000	0	0	.000	0	2	2	1.1	1	0	0	0	0	0	0	3.4
MICHIGAN	02/12/19		1	0	0	.000	0	0	.000	0	0	.000	0	0	0	1.1	0	0	0	0	0	0	0	3.3
at Purdue	02/16/19		18	1	6	.167	0	4	.000	3	4	.750	0	0	0	1.0	0	0	1	0	0	2	5	3.3
NEBRASKA	02/19/19		4	1	2	.500	1	1	1.000	2	2	1.000	0	1	1	1.0	0	0	0	0	0	0	5	3.4
at Illinois	02/23/19		11	1	4	.250	1	2	.500	2	2	1.000	0	2	2	1.1	1	0	0	0	0	0	5	3.5
MARYLAND	02/27/19		8	4	5	.800	2	3	.667	0	0	.000	0	0	0	1.0	0	0	1	0	0	1	10	3.7
at Wisconsin	03/02/19		4	1	2	.500	0	0	.000	0	0	.000	0	0	0	1.0	0	0	0	0	0	0	2	3.7
at Rutgers	03/06/19		16	5	9	.556	1	2	.500	2	3	.667	1	1	2	1.0	0	0	0	1	0	1	13	4.0
ILLINOIS	03/10/19		7	0	3	.000	0	2	.000	5	6	.833	0	0	0	1.0	2	0	0	0	0	0	5	4.0
vs Minnesota	03/14/19		5	1	4	.250	1	2	.500	0	0	.000	0	1	1	1.0	1	0	0	0	0	0	3	4.0
Totals	30 Games	0	323	39	131	.298	18	65	.277	24	31	.774	4	26	30	1.0	16	0	15	14	0	15	120	4.0



MYREON JONES

2019-20 (Penn State)	Date	GS	Min	FG	FGA	Pct	3FG	FGA	Pct	FT	FTA	Pct	Off	Def	Tot	Avg	PF	FO	A	TO	Blk	Stl	Pts	Avg
MARYLAND-EASTERN SHORE	11/05/19	*	26	3	4	.750	2	3	.667	2	3	.667	0	2	2	2.0	0	0	6	2	0	0	10	10.0
WAGNER	11/09/19	*	26	5	10	.500	2	5	.400	2	3	.667	0	1	1	1.5	3	0	3	2	0	1	14	12.0
at Georgetown	11/14/19	*	27	6	13	.462	5	8	.625	4	4	1.000	0	1	1	1.3	3	0	2	3	0	2	21	15.0
BUCKNELL	11/19/19	*	30	3	6	.500	0	2	.000	1	1	1.000	0	3	3	1.8	1	0	4	0	0	0	7	13.0
YALE	11/23/19	*	36	3	14	.214	1	5	.200	0	0	.000	0	4	4	2.2	1	0	4	2	0	4	7	11.8
vs Ole Miss	11/27/19	*	35	5	10	.500	2	6	.333	0	0	.000	0	3	3	2.3	2	0	5	2	0	0	12	11.8
vs Syracuse	11/29/19	*	37	4	13	.308	3	8	.375	5	6	.83	1	9	10	3.4	2	0	3	2	0	0	16	12.4
WAKE FOREST	12/04/19	*	28	8	13	.615	3	7	.429	3	3	1.000	0	1	1	3.1	3	0	0	1	0	2	22	13.6
at Ohio State	12/07/19	*	25	3	7	.429	2	5	.400	1	1	1.000	1	1	2	3.0	1	0	0	1	0	0	9	13.1
MARYLAND	12/10/19	*	34	5	15	.333	2	6	.333	2	2	1.000	2	1	3	3.0	2	0	6	1	0	2	14	13.2
ALABAMA	12/14/19	*	30	5	13	.385	2	5	.400	5	5	1.000	1	4	5	3.2	1	0	2	2	0	2	17	13.5
CENTRAL CONNECTICUT	12/20/19	*	26	8	12	.667	4	8	.500	1	1	1.000	0	2	2	3.1	1	0	5	3	1	2	21	14.2
CORNELL	12/29/19	*	21	7	13	.538	3	6	.500	1	2	.500	0	2	2	3.0	2	0	2	0	0	3	18	14.5
vs Iowa	01/04/20	*	29	2	9	.222	1	6	.167	0	0	.000	2	1	3	3.0	2	0	0	1	0	1	5	13.8
at Rutgers	01/07/20	*	37	8	17	.471	5	10	.500	0	0	.000	0	3	3	3.0	1	0	2	4	1	0	21	14.3
WISCONSIN	01/11/20	*	25	3	7	.429	1	5	.200	0	0	.000	0	2	2	2.9	1	0	0	0	1	1	7	13.8
at Minnesota	01/15/20	*	35	6	13	.462	1	4	.250	2	4	.500	2	3	5	3.1	2	0	3	2	0	0	15	13.9
OHIO STATE	01/18/20	*	29	6	12	.500	2	4	.500	6	7	.857	1	0	1	2.9	1	0	4	1	0	2	20	14.2
at Michigan	01/22/20	*	26	6	9	.667	3	4	.750	1	2	.500	0	5	5	3.1	2	0	2	2	0	2	16	14.3
INDIANA	01/29/20	*	23	2	7	.286	0	4	.000	1	2	.500	0	2	2	3.0	2	0	2	1	0	4	5	13.9
at Nebraska	02/01/20	*	29	5	12	.417	2	7	.286	1	2	.500	0	2	2	3.0	1	0	6	1	0	0	13	13.8
at Michigan State	02/04/20	*	34	7	11	.636	6	8	.750	0	1	.000	1	2	3	3.0	0	0	5	1	0	1	20	14.1
at Iowa	02/29/20	*	23	2	9	.222	0	3	.000	0	0	.000	0	1	1	2.9	1	0	1	2	1	1	4	13.7
MICHIGAN STATE	03/03/20	*	28	6	15	.400	4	9	.444	0	0	.000	1	0	1	2.8	1	0	3	0	0	1	16	13.8
at Northwestern	03/07/20	*	16	1	4	.250	0	1	.000	0	0	.000	0	1	1	2.7	0	0	4	1	0	1	2	13.3
Totals	25 Games	24	715	119	268	.444	65	139	.403	38	49	.776	12	56	68	2.7	36	0	74	37	4	32	332	13.3
2020-21 (Penn State)	Date	GS	Min	FG	FGA	Pct	3FG	FGA	Pct	FT	FTA	Pct	Off	Def	Tot	Avg	PF	FO	A	TO	Blk	Stl	Pts	Avg
VMI	11/28/20	*	25	4	11	.364	0	5	.000	4	4	1.000	0	2	2	2.0	4	0	2	2	0	2	12	12.0
VCU	12/02/20	*	28	2	10	.200	1	4	.250	1	2	.500	1	2	3	2.5	1	0	6	2	0	4	6	9.0
SETON HALL	12/06/20	*	28	5	17	.294	3	10	.300	4	4	1.000	1	1	2	2.3	3	0	2	2	0	1	17	11.7
at Virginia Tech	12/08/20	*	29	5	12	.417	4	7	.571	0	0	.000	0	3	3	2.5	0	0	3	0	0	1	14	12.3
at Michigan	12/13/20	*	26	3	11	.273	2	4	.500	2	2	1.000	1	1	2	2.4	0	0	2	0	0	1	10	11.8
ILLINOIS	12/23/20	*	31	9	17	.529	1	4	.250	2	3	.667	3	0	3	2.5	2	0	3	2	0	1	21	13.3
at Indiana	12/30/20	*	35	6	9	.667	4	6	.667	4	5	.800	0	4	4	2.7	1	0	1	0	0	1	20	14.3
at Purdue	01/17/21	*	34	9	22	.409	5	13	.385	0	0	.000	1	1	2	2.6	2	0	0	1	1	1	23	15.4
at Illinois	01/19/21	*	34	6	13	.462	3	4	.750	5	6	.833	0	3	3	2.7	0	0	1	1	0	2	20	15.9
RUTGERS	01/21/21	*	26	4	10	.400	2	6	.333	7	9	.778	0	1	1	2.5	2	0	3	3	0	0	17	16.0
NORTHWESTERN	01/23/21	*	36	5	10	.500	3	5	.600	2	3	.667	4	4	8	3.0	2	0	3	3	0	3	15	15.9
at Ohio State	01/27/21	*	27	4	9	.444	2	4	.500	0	0	.000	0	0	0	2.8	2	0	3	1	0	1	10	15.4
WISCONSIN	01/30/21	*	32	8	12	.667	3	3	1.000	1	2	.500	1	4	5	2.9	0	0	1	1	0	1	20	15.8
at Wisconsin	02/02/21	*	34	6	15	.400	2	6	.333	0	2	.000	0	2	2	2.9	0	0	0	2	0	1	14	15.6
MARYLAND	02/05/21	*	29	1	9	.111	0	4	.000	0	0	.000	0	2	2	2.8	1	0	1	2	0	1	2	14.7
at Michigan State	02/09/21	*	32	5	12	.417	1	5	.200	4	4	1.000	1	1	2	2.8	0	0	0	1	0	2	15	14.8
NEBRASKA	02/14/21	*	30	7	20	.350	3	8	.375	1	3	.333	1	3	4	2.8	1	0	2	1	0	0	18	14.9
OHIO STATE	02/18/21	*	32	4	9	.444	3	5	.600	7	8	.875	1	1	2	2.8	0	0	1	2	0	2	18	15.1
at Iowa	02/21/21	*	31	3	15	.200	2	9	.222	3	4	.750	1	2	3	2.8	1	0	2	0	1	1	11	14.9
at Nebraska	02/23/21	*	32	8	18	.444	6	12	.500	7	8	.875	0	1	1	2.7	3	0	1	0	0	2	29	15.6
PURDUE	02/26/21	*	27	5	12	.417	0	5	.000	1	4	.250	0	2	2	2.7	1	0	2	1	1	1	11	15.4
MINNESOTA	03/03/21	*	29	6	16	.375	4	7	.571	1	2	.500	1	1	2	2.6	0	0	3	0	0	0	17	15.5
at Maryland	03/07/21	*	35	4	11	.364	2	7	.286	7	7	1.000	1	5	6	2.8	1	0	2	1	0	1	17	15.5
vs Nebraska	03/10/21	*	30	4	11	.364	3	6	.500	3	4	.750	0	2	2	2.8	4	0	3	0	0	2	14	15.5
vs Wisconsin	03/11/21	*	24	4	11	.364	1	3	.333	2	2	1.000	1	0	1	2.7	3	0	4	1	0	0	11	15.3
Totals	25 Games	24	756	127	322	.394	60	152	.395	68	88	.773	19	48	67	2.7	34	0	51	29	3	32	382	15.3



Courtney Culbreath/UAA Photo

10 ELIJAH KENNEDY

Freshman | Guard | HS | 6-3 | 185 | Virginia Beach, Va. | Green Run HS

Overview

- A strong, smooth-shooting left-hander who is an aggressive defender, as well.
- Brings winning experience and joins a line of Gators from "The 757," including Keyontae Johnson, Dorian Finney-Smith and Vernon Macklin.

Prep

- Helped Green Run High School to a shared state championship in 2020 and a state runner-up finish in 2021.
- VHSCA Class 5 State Player of the Year in 2021.
- Notched a 37-point outing with nine 3-pointers in a single game during the 2021 regionals, then went for 27 in the state semifinals and 21 in the state championship game.
- Played under head coach Kenneth Harris and assistant coach Rod Cooper at Green Run.

Prep

- Helped Green Run High School to a shared state championship in 2020 and a state runner-up finish in 2021.
- VHSCA Class 5 State Player of the Year in 2021.
- Two-time first-team All-State honoree.
- Notched a 37-point outing with nine 3-pointers in a single game during the 2021 regionals, then went for 27 in the state semifinals and 21 in the state championship game.
- Played under head coach Kenneth Harris and assistant coach Rod Cooper at Green Run.


Personal

- Son of Sherri Whitaker and has three siblings: Myracle (sister), Christian (brother) and Christopher (sister).
- Also competed in soccer, football and track growing up.
- Came to Florida because it was his dream school.


Off The Court

- **Why I chose my number:** A former teammate and friend who passed away
- **Favorite food:** Pizza
- **If I could have a superpower, it'd be:** Super speed
- **Favorite quote/saying:** You get what you focus on, so focus on what you want.
- **Hidden talent:** I shake my eyes fast.
- **Favorite cartoon as a kid:** Spongebob
- **If I could have dinner with anyone throughout history, I'd choose...:** Kevin Hart, Steph Curry, Adam Sandler
- **Favorite NBA player:** Steph Curry
- **Favorite athlete outside of the NBA:** Me
- **Favorite place I've traveled:** New York
- **Favorite holiday:** Christmas, because it just feels good around that time of year
- **Favorite movie:** Endgame
- **Favorite book:** The Summer of Riley

Hannah White/UAA Photo



3 ALEX KLATSKY



Sophomore | Guard | 1L | 6-4 | 185 | Colts Neck, N.J. | Ranney School

Overview

- Has appeared in four games for the Gators.
- An elite shooter who can help stretch defenses.
- Brings high-level winning experience both in high school and AAU.

2020-21, Freshman Season

- Made four appearances, including his Florida debut in the home opener vs. Stetson
- Recorded a steal at Tennessee.

2019-20, Redshirt Season

- Competed on the scout team while taking a developmental redshirt season.

Prep

- Four-year varsity starter and two-year captain, part of 104 wins in his career.
- Helped Ranney School to its first victory in New Jersey's Tournament of Champions and two NJ Shore Conference championships.
- Teammates with Scottie Lewis in high school and middle school.
- Was also an AAU teammate of Lewis and several other Division I players, including Bryan Antoine (Villanova), Aidan Igiehon (Louisville) and Jalen Gaffney (UConn).
- 2019 NJSIAA and Shore Conference All-Star Teams.

Personal

- Parents are Brian and Nicole Klatsky and has one brother, Brandon.
- Came to Florida because he's always wanted to be Gator, and it's a place he can thrive athletically and academically.
- Team captain of his state champion high school robotics team and plans to study engineering.
- Class president all four years, Scholar/Athlete Award and Leadership Award winner for the Ranney School.
- Cousin, Dave, played basketball at Penn, and his father played basketball at Skidmore.

Klatsky Career Statistics

Year	GP	GS	Min	Avg	Total			3-Point			F-Throw			Rebounds				PF	FO	Ast	TO	Blk	Stl	Pts	Avg
					FG	FGA	Pct	FG	FGA	Pct	FT	FTA	Pct	Off	Def	Tot	Avg								
2020-21	4	0	6	1.5	0	2	.000	0	2	.000	0	0	.000	0	0	0	0	0	0	0	0	1	0	0.0	

Klatsky SEC Statistics

Year	GP	GS	Min	Avg	Total			3-Point			F-Throw			Rebounds				PF	FO	Ast	TO	Blk	Stl	Pts	Avg
					FG	FGA	Pct	FG	FGA	Pct	FT	FTA	Pct	Off	Def	Tot	Avg								
2020-21	3	0	2	0.7	0	1	.000	0	1	.000	0	0	.000	0	0	0	0	0	0	0	0	0	1	0	0.0



ALEX KLATSKY

Off The Court

- **Why I chose my number:** I've worn it since 7th grade.
- **Favorite food:** Burgers
- **Favorite cartoon as a kid:** Spongebob
- **Favorite NBA players:** Klay Thompson and Kobe Bryant
- **Favorite athlete outside of the NBA:** Lionel Messi
- **Favorite movie:** Star Wars, Revenge of the Sith
- **Favorite book:** Outliers by Malcolm Gladwell

Game Highs


- Points** ---
- Rebounds** ---
- Field Goals** ---
- Field Goal Attempts** 1, 2x, last vs. Tennessee (1/19/21)
- 3-Point Field Goals** ---
- 3-Point FG Attempts** 1, 2x, last vs. Tennessee (1/19/21)
- Free Throws** ---
- Free Throw Attempts** ---
- Assists** ---
- Steals** 1, last at Tennessee (3/7/21)
- Blocked Shots** ---
- Minutes Played** 4, vs. Stetson (12/6/20)

Klatsky Game-By-Game

2020-21	Date	GS	Min	FG	FGA	Pct	3FG	FGA	Pct	FT	FTA	Pct	Off	Def	Tot	Avg	PF	FO	A	TO	Blk	Stl	Pts	Avg
STETSON	12/06/20		4	0	1	.000	0	1	.000	0	0	.000	0	0	0	0.0	0	0	0	0	0	0	0	0.0
at Alabama	01/05/21		1	0	0	.000	0	0	.000	0	0	.000	0	0	0	0.0	0	0	0	0	0	0	0	0.0
TENNESSEE	01/19/21		1	0	1	.000	0	1	.000	0	0	.000	0	0	0	0.0	0	0	0	0	0	0	0	0.0
at Tennessee	03/07/21		0	0	0	.000	0	0	.000	0	0	.000	0	0	0	0.0	0	0	0	0	0	1	0	0.0
Totals	4 Games	0	6	0	2	.000	0	2	.000	0	0	.000	0	0	0	0.0	0	0	0	0	0	1	0	0.0



Courtney Culbreath/UAA Photo



44 NIELS LANE

Sophomore | Guard | 1L | 6-5 | 206 | Princeton, N.J. | Roselle Catholic

Overview

- Appeared in 14 games during his freshman season and had his biggest game in the Gators' win vs. sixth-ranked Tennessee.
- Slashing wing who can finish at the rim, and an explosive athlete who defends and rebounds his position well.
- At his best offensively in transition, known as an elite finisher on the break.
- Four-star prospect out of high school.

2020-21, Freshman Season

- Recorded 15 points, 10 rebounds four assists, two steals and one blocked shot in 14 appearances, largely in limited minutes.
- Had his biggest day as a Gator with six points and five rebounds in a season-high 18 minutes as a short-handed Florida team defeated #6 Tennessee, 75-49, matching the Gators' largest rout of a top-10 team in program history.
- Also posted six points in the win vs. Stetson.

Prep

- A career 1,000-point scorer and 2019 state champion.
- Helped Roselle Catholic to a 22-7 record as a senior, earning a spot in the 2020 state championship game, which never took place due to COVID-19.
- Had 15 points, four rebounds and three assists in the state semifinal win vs. Gill.
- Posted a triple-double with 16 points, 10 rebounds and 10 assists vs. Summit and had a 22-point outing vs. Union.

Personal

- Majoring in sport management.
- Son of Rod and Kim Lane.
- Both parents played basketball at Armstrong State, which was a Division I program at the time.
- Came to Florida because he felt the love and support from the coaching staff and thinks they can help him develop into a pro.
- Was a nationally-ranked fencer around middle school age.

Lane Career Statistics

Year	GP		Min	Avg	Total			3-Point			F-Throw			Rebounds				PF	FO	Ast	TO	Blk	Stl	Pts	Avg
		GS			FG	FGA	Pct	FG	FGA	Pct	FT	FTA	Pct	Off	Def	Tot	Avg								
2020-21	14	0	80	5.7	5	19	.263	0	7	.000	5	6	.833	2	8	10	0.7	6	0	4	0	1	2	15	1.1

Lane SEC Statistics

Year	GP		Min	Avg	Total			3-Point			F-Throw			Rebounds				PF	FO	Ast	TO	Blk	Stl	Pts	Avg
		GS			FG	FGA	Pct	FG	FGA	Pct	FT	FTA	Pct	Off	Def	Tot	Avg								
2020-21	8	0	41	5.2	2	11	.182	0	5	.000	3	4	.750	0	6	6	0.8	2	0	2	0	0	2	7	0.9



NIELS LANE

Off The Court

- **Why I chose my number:** It's my favorite number and my lucky number. The only thing better than one 4 is two 4s.
- **Favorite food:** Crab legs or bacon cheeseburger
- **If I could have a superpower, it'd be...:** To read people's minds.
- **Favorite quote/saying:** You miss 100% of the shots you don't take.
- **Hidden talent:** Fencing
- **If I could have dinner with anyone throughout history, I'd choose...:** Michael Jordan, Malcolm X, Muhammad Ali
- **Favorite NBA player:** LeBron James
- **Favorite athlete outside of the NBA:** Deandre Hopkins
- **Favorite place I've traveled:** Mexico
- **Favorite holiday:** Christmas, because it makes me feel good inside
- **Favorite movie:** Love Jones or Boomerang
- **Favorite books:** Hustle Harder, Hustle Smarter, by 50 Cent (Curtis Jackson)




Isabella Marley/UAA Photo

Game Highs

- Points** 6, 2x, last vs. Tennessee (1/19/21)
- Rebounds** 5, vs. Tennessee (1/19/21)
- Field Goals** 2, 2x, last vs. Tennessee (1/19/21)
- Field Goal Attempts** 7, vs. Tennessee (1/19/21)
- 3-Point Field Goals** ---
- 3-Point FG Attempts** 3, vs. Tennessee (1/19/21)
- Free Throws** 2, 2x, last vs. Tennessee (1/19/21)
- Free Throw Attempts** 2, 3x, last vs. Tennessee (1/19/21)
- Assists** 1, 4x, last vs. Tennessee (3/12/21)
- Steals** 1, 2x, last vs. Tennessee (1/19/21)
- Blocked Shots** 1, vs. Boston College (12/3/20)
- Minutes Played** 18, vs. Tennessee (1/19/21)

Lane Game-By-Game

2020-21	Date	GS	Min	FG	FGA	Pct	3FG	FGA	Pct	FT	FTA	Pct	Off	Def	Tot	Avg	PF	FO	A	TO	Blk	Stl	Pts	Avg
vs Boston College	12/03/20		7	1	1	1.000	0	0	.000	0	0	.000	2	0	2	2.0	1	0	0	0	1	0	2	2.0
STETSON	12/06/20		10	2	5	.400	0	1	.000	2	2	1.000	0	1	1	1.5	2	0	1	0	0	0	6	4.0
at Florida St.	12/12/20		2	0	1	.000	0	1	.000	0	0	.000	0	0	0	1.0	0	0	0	0	0	0	0	2.7
at Vanderbilt	12/30/20		8	0	1	.000	0	1	.000	1	2	.500	0	1	1	1.0	0	0	1	0	0	1	1	2.3
LSU	01/02/21		5	0	1	.000	0	0	.000	0	0	.000	0	0	0	0.8	1	0	0	0	0	0	0	1.8
at Alabama	01/05/21		2	0	0	.000	0	0	.000	0	0	.000	0	0	0	0.7	0	0	1	0	0	0	0	1.5
KENTUCKY	01/09/21		2	0	0	.000	0	0	.000	0	0	.000	0	0	0	0.6	0	0	0	0	0	0	0	1.3
TENNESSEE	01/19/21		18	2	7	.286	0	3	.000	2	2	1.000	0	5	5	1.1	1	0	0	0	0	1	6	1.9
at Georgia	01/23/21		3	0	0	.000	0	0	.000	0	0	.000	0	0	0	1.0	0	0	0	0	0	0	0	1.7
SOUTH CAROLINA	02/03/21		2	0	1	.000	0	1	.000	0	0	.000	0	0	0	0.9	0	0	0	0	0	0	0	1.5
at Arkansas	02/16/21		2	0	1	.000	0	0	.000	0	0	.000	0	0	0	0.8	0	0	0	0	0	0	0	1.4
vs Vanderbilt	03/11/21		9	0	1	.000	0	0	.000	0	0	.000	0	0	0	0.8	0	0	0	0	0	0	0	1.3
vs Tennessee	03/12/21		5	0	0	.000	0	0	.000	0	0	.000	0	0	0	0.7	1	0	1	0	0	0	0	1.2
vs Virginia Tech	03/19/21		5	0	0	.000	0	0	.000	0	0	.000	0	1	1	0.7	0	0	0	0	0	0	0	1.1
Totals	14 Games	0	80	5	19	.263	0	7	.000	5	6	.833	2	8	10	0.7	6	0	4	0	1	2	15	1.1



20 JACK MAY

Sophomore | Guard | 1L | 6-4 | 175 | Boca Raton, Fla. | Saint Andrew's School

Overview

- Has appeared in three games for the Gator, most often serving as a member of the scout team.
- Brings winning experience to the Gators as a walk-on.
- While growing up, his father, Dusty, was on Mike White's staff for seven seasons at Louisiana Tech (2011-15) and Florida (2015-18). Dusty has been Florida Atlantic's head coach since 2018.

2020-21, Freshman Season

- Saw the court in three games during his freshman campaign.
- Made his Florida debut vs. Stetson and grabbed one rebound.
- Also saw the floor in the Gators' rout of sixth-ranked Tennessee.

Prep

- Helped Saint Andrew's to the 2020 3A state championship, getting a pair of key baskets and a steal in the final minutes of the game.
- Named to Palm Beach Post's All-County second team for small schools.
- Averaged 10.6 points per game as a senior.
- Also ran cross country.

Personal

- Parents are Dusty and Anna, and his brothers are Charlie and Eli.
- Came to Florida because of the family environment.
- Has lived in seven different states.

May Career Statistics

Year	Basic Stats				Total			3-Point			F-Throw			Rebounds				PF	FO	Ast	TO	Blk	Stl	Pts	Avg
	GP	GS	Min	Avg	FG	FGA	Pct	FG	FGA	Pct	FT	FTA	Pct	Off	Def	Tot	Avg								
2020-21	3	0	3	1.0	0	0	.000	0	0	.000	0	0	.000	0	1	1	0.3	1	0	0	0	0	0	0	0

May SEC Statistics

Year	Basic Stats				Total			3-Point			F-Throw			Rebounds				PF	FO	Ast	TO	Blk	Stl	Pts	Avg
	GP	GS	Min	Avg	FG	FGA	Pct	FG	FGA	Pct	FT	FTA	Pct	Off	Def	Tot	Avg								
2020-21	2	0	2	0.9	0	0	.000	0	0	.000	0	0	.000	0	0	0	0.0	0	0	0	0	0	0	0	0



JACK MAY

Off The Court

- **Favorite food:** Cheeseburgers
- **If I could have a superpower, it'd be....:** Super speed
- **Hidden talent:** Bowling
- **Favorite cartoon as a kid:** Spongebob
- **If I could have dinner with anyone throughout history, I'd choose....:** Kobe Bryant, Michael Jordan, LeBron James
- **Favorite NBA player:** Joe Ingles
- **Favorite athlete outside of the NBA:** Cam Newton
- **Favorite place I've traveled:** Greece
- **Favorite holiday:** Christmas, because I get to visit my grandparents
- **Favorite movie:** Step Brothers
- **Favorite book:** My Losing Season, by Pat Conroy

Game Highs

Points	---
Rebounds	1, vs. Stetson (12/6/20)
Field Goals	---
Field Goal Attempts	---
3-Point Field Goals	---
3-Point FG Attempts	---
Free Throws	---
Free Throw Attempts	---
Assists	---
Steals	---
Blocked Shots	---
Minutes Played	1, 3x, last vs. Tennessee (1/19/21)

May Game-By-Game

2020-21	Date	GS	Min	FG	FGA	Pct	3FG	FGA	Pct	FT	FTA	Pct	Off	Def	Tot	Avg	PF	FO	A	TO	Bk	Stl	Pts	Avg
STETSON	12/06/20		1	0	0	.000	0	0	.000	0	0	.000	0	1	1	1.0	1	0	0	0	0	0	0	0.0
at Alabama	01/05/21		1	0	0	.000	0	0	.000	0	0	.000	0	0	0	0.5	0	0	0	0	0	0	0	0.0
TENNESSEE	01/19/21		1	0	0	.000	0	0	.000	0	0	.000	0	0	0	0.3	0	0	0	0	0	0	0	0.0
Totals	3 Games	0	3	0	0	.000	0	0	.000	0	0	.000	0	1	1	0.3	1	0	0	0	0	0	0	0.0



Courtney Calbreath/UAA Photo

Isabella Martley/UAA Photo



23 BRANDON McKISSIC

Grad | Guard | TR | 6-3 | 185 | Ferguson, Mo. | St. Louis University HS | UM-Kansas City

Overview

- Averaged 11.0 points, 2.9 rebounds, 2.3 assists and 1.2 steals in 107 games with 86 starts over four seasons at UMKC, shooting .484 from the field and .385 from 3-point range.
- Leaves UMKC as the ninth-ranked scorer in program history with 1,178 points for the Roos.
- Saw his scoring average increase each season, climbing from 7.9 as a freshman to 10.5 as a sophomore, 11.0 as a junior and 17.2 in his all-conference senior season.
- Has 10 games with 20+ points, including a career-best 29 vs. Omaha.
- Has 14 games with five or more assists, including a career-best eight on two occasions, with one coming against #2 Kansas.

Honors

- 2021 Summit League Defensive Player of the Year
- 2021 Second-Team All-Summit League

2020-21, Senior Season (UMKC)

- Averaged a team-high 17.2 points per game while shooting .508 from the field and .429 from 3-point range, garnering second-team All-Summit League honors and earning conference Defensive Player of the

Year accolades.

- Started 17 of 18 games played, scoring double figures in all but one and posting five 20-point games. His 20-point games all came efficiently as McKissic shot .608 (48-for-79) from the field, including .520 from 3-point range (13-for-25)
- Exploded for 29 points against Omaha, adding five assists and four steals.
- Posted 24 points each in road games at Kansas State and Oral Roberts.

2019-20, Junior Season (UMKC)

- Led his team with 11.0 points per game and 83 assists while converting at a .517 clip from the field.
- Had 14 double-figure scoring performances, including a season-best 27 points vs. Avila where he shot 10-for-15 from the field and 5-for-8 from 3-point range, adding three assists and three steals.
- Posted 20 points on 8-for-9 shooting from the field, including 2-for-3 from beyond the arc.
- Had five games with three or more steals, including a season-high four at Utah Valley.
- Tallied nine points, eight assists, three rebounds and two steals against second-ranked Kansas

2018-19, Sophomore Season (UMKC)

- Averaged 10.5 points per game, ranked third on UMKC, shooting .453 from the field, earning 28 starts in

McKissic Career Statistics

Year	Total			3-Point			F-Throw			Rebounds					Other						
	GP	GS	Pct	FG	FGA	Pct	FT	FTA	Pct	Off	Def	Tot	Avg	PF	FO	Ast	TO	Blk	Stl	Pts	Avg
2017-18 (UMKC)	31	20	.460	86	187	.460	47	75	.627	18	68	86	2.8	94	4	48	40	3	24	244	7.9
2018-19 (UMKC)	30	28	.453	124	274	.453	39	68	.574	17	80	97	3.2	83	4	61	47	5	43	316	10.5
2019-20 (UMKC)	28	21	.517	121	234	.517	38	67	.567	3	59	62	2.2	74	2	83	51	3	35	308	11.0
2020-21 (UMKC)	18	17	.508	120	236	.508	40	60	.667	11	55	66	3.7	51	2	59	54	2	27	310	17.2
Totals	107	86	.484	451	931	.484	164	270	.607	49	262	311	2.9	302	12	251	192	13	129	1178	11.0



BRANDON McKISSIC

- 30 appearances.
- Posted 18 double-figure scoring games and two 20-points performances, tallying 21 on 9-for-12 scoring vs. Chicago State and 20 on a 7-for-12 night vs. UT Rio Grande Valley.
- Stuffed the box score with 17 points on 7-for-10 shooting, five rebounds, four steals and two assists vs. Cal Baptist.

2017-18, Freshman Season (UMKC)

- Averaged 7.9 points per game while shooting .460 from the field, starting 20 of his 31 games played.
- Had 10 double-figure scoring games, including a season-high 22 points at Chicago State.
- Had 17 points on 4-for-7 shooting, including 2-for-4 from 3-point range, along with three steals, two rebounds and assists vs. Chicago State.

Prep

- Four-year standout at St. Louis University High School, helping his team finish in the top three in the conference each season.
- Helped his team advance to the state tournament his sophomore and junior year.
- Named conference Player of the Year his senior season.
- Became the first student-athlete to earn all-state recognition for three years and was also the first sophomore to reach all-state status.
- Also earned all-district honors for three seasons.
- Played AAU basketball with the St. Louis Eagles for three years.
- Active member of his school's Diversity Club in high school.

Personal

- Son of Gerald and Rhonda McKissic.
- Mother played softball in college, while father wrestled.
- Also competed in football, swimming, soccer and track growing up.
- Came to Florida because it felt like the best place to showcase what he can at the highest level and get him prepared for the next steps in life on and off the court.

Game Highs

Points	29, vs. Omaha (2/12/21)
Rebounds	9, vs. Seattle (2/8/18)
Field Goals	11, vs. Omaha (2/12/21)
Field Goal Attempts	19, vs. Omaha (2/12/21)
3-Point Field Goals	5, vs. Avila (11/5/19)
3-Point FG Attempts	8, 2x, last at Kansas State (11/30/20)
Free Throws	7, vs. Chicago State (2/15/18)
Free Throw Attempts	11, vs. Chicago State (2/15/18)
Assists	8, 2x, last vs. Denver (2/20/21)
Steals	4, 4x, last vs. Omaha (2/12/21)
Blocked Shots	2, at CS-Bakersfield (1/17/19)
Minutes Played	40, 3x, last vs. Omaha (2/12/21)

Off The Court

- Why I chose my number:** It was a new chapter in my life, so I decided to change to a number another St. Louis native [Brad Beal] had here.
- Favorite food:** Mom's spaghetti
- If I could have a superpower, it'd be:** Super speed
- Favorite quote/saying:** God gives his toughest battles to his strongest soldiers.
- Hidden talent:** I can juggle.
- Favorite cartoon as a kid:** Spongebob Squarepants
- If I could have dinner with anyone throughout history, I'd choose...:** Martin Luther King, Kobe Bryant, Malcolm X
- Favorite NBA player:** Kobe Bryant or Brad Beal
- Favorite athlete outside of the NBA:** Kylian Mbappe
- Favorite place I've traveled:** Hawaii
- Favorite holiday:** Thanksgiving, because it's a combination of two of my favorite things, food and family
- Favorite movie:** Joker
- Favorite book:** Catch-22

McKissic Game-By-Game

2017-18 (UMKC)	Date	GS	Min	FG	FGA	Pct	3FG	FGA	Pct	FT	FTA	Pct	Off	Def	Tot	Avg	PF	FO	A	TO	Blk	Stl	Pts	Avg
at Wichita State	11/10/17	*	20	2	8	.250	0	0	.000	0	0	.000	1	1	2	2.0	3	0	1	1	1	0	4	4.0
HASKELL	11/12/17		14	3	6	.500	1	1	1.000	1	2	.500	0	4	4	3.0	2	0	1	0	0	0	8	6.0
at Kansas State	11/14/17		18	2	6	.333	0	3	.000	1	2	.500	0	1	1	2.3	3	0	2	2	0	2	5	5.7
LOYOLA CHICAGO	11/16/17	*	16	0	1	.000	0	0	.000	0	0	.000	1	0	1	2.0	5	1	3	1	0	0	0	4.3
vs Manhattan	11/20/17	*	22	1	3	.333	0	0	.000	0	0	.000	1	0	1	1.8	5	1	0	1	0	1	2	3.8
vs Georgia Southern	11/21/17	*	21	1	4	.250	1	3	.333	2	2	1.000	0	1	1	1.7	4	0	2	2	0	1	5	4.0
vs Penn	11/22/17	*	18	0	2	.000	0	0	.000	0	2	.000	0	0	0	1.4	2	0	1	1	0	0	0	3.4
at UT Martin	11/26/17		15	0	1	.000	0	0	.000	2	2	1.000	0	1	1	1.4	1	0	0	1	0	0	2	3.3
SOUTH DAKOTA	11/30/17		15	2	4	.500	0	2	.000	0	0	.000	0	0	0	1.2	3	0	0	0	0	1	4	3.3
at Southeast Missouri State	12/06/17		20	3	7	.429	3	4	.750	0	0	.000	0	6	6	1.7	4	0	0	1	1	0	9	3.9
at NC State	12/09/17	*	18	3	7	.429	0	1	.000	3	6	.500	1	3	4	1.9	2	0	1	0	0	0	9	4.4
at Incarnate Word	12/16/17		18	4	5	.800	1	1	1.000	0	0	.000	0	3	3	2.0	3	0	1	3	1	0	9	4.8
CENTRAL MICHIGAN	12/19/17		22	4	5	.800	0	1	.000	2	3	.667	0	0	0	1.8	5	1	5	2	0	0	10	5.2
SOUTH DAKOTA STATE	12/22/17	*	26	1	4	.250	0	1	.000	0	0	.000	1	0	1	1.8	1	0	2	3	0	1	2	4.9
AVILA	12/28/17		19	0	2	.000	0	1	.000	0	0	.000	0	4	4	1.9	0	0	1	2	0	1	0	4.6
UT RIO GRANDE VALLEY	01/06/18		21	0	4	.000	0	1	.000	0	0	.000	0	1	1	1.9	2	0	2	2	0	2	0	4.3
at Utah Valley	01/11/18		23	4	5	.800	2	2	1.000	2	4	.500	0	5	5	2.1	3	0	5	1	0	2	12	4.8
at Seattle	01/13/18	*	24	3	5	.600	1	1	1.000	0	0	.000	0	2	2	2.1	3	0	2	1	0	2	7	4.9
CAL STATE-BAKERSFIELD	01/18/18	*	21	6	9	.667	4	4	1.000	0	0	.000	0	2	2	2.1	3	0	0	0	0	1	16	5.5
GRAND CANYON	01/20/18	*	30	1	4	.250	1	1	1.000	0	0	.000	0	3	3	2.1	4	0	2	1	0	0	3	5.4
WILLIAM JEWELL	01/23/18	*	22	5	8	.625	1	2	.500	0	0	.000	0	3	3	2.1	5	1	2	0	0	0	11	5.6
NEW MEXICO STATE	01/27/18	*	26	3	7	.429	0	2	.000	0	2	.000	1	2	3	2.2	1	0	1	1	0	0	6	5.6
at Grand Canyon	02/01/18	*	30	7	10	.700	1	1	1.000	0	2	.000	2	3	5	2.3	4	0	1	1	0	1	15	6.0
at Cal State-Bakersfield	02/03/18	*	32	1	6	.167	1	4	.250	4	6	.667	0	3	3	2.3	3	0	0	1	0	2	7	6.1
SEATTLE	02/08/18	*	31	2	5	.400	1	3	.333	6	8	.750	2	7	9	2.6	4	0	2	2	0	1	11	6.3
UTAH VALLEY	02/10/18	*	31	2	5	.400	2	5	.400	2	3	.667	0	3	3	2.6	4	0	3	3	0	1	8	6.3
CHICAGO STATE	02/15/18		24	4	7	.571	2	4	.500	7	11	.636	2	0	2	2.6	3	0	2	2	0	3	17	6.7
at UT Rio Grande Valley	02/22/18	*	25	6	14	.429	0	3	.000	2	2	1.000	0	5	5	2.7	4	0	0	1	0	2	14	7.0
at New Mexico State	02/24/18	*	26	2	8	.250	1	2	.500	4	4	1.000	3	1	4	2.7	2	0	3	0	0	0	9	7.1
at Chicago State	03/03/18	*	36	8	16	.500	1	4	.250	5	8	.625	2	1	3	2.7	2	0	2	1	0	0	22	7.6
vs Grand Canyon	03/08/18	*	29	6	9	.667	1	3	.333	4	6	.667	1	3	4	2.8	4	0	1	3	0	0	17	7.9
Totals	31 Games	20	713	86	187	.460	25	60	.417	47	75	.627	18	68	86	2.8	94	4	48	40	3	24	244	7.9



Isabella Marley/USA Photo

14 KOWACIE REEVES

Freshman | Guard | HS | 6-6 | 182 | Macon, Ga. | Westside HS

Overview

- The rangy guard brings top-notch shooting, a high motor, length and athleticism that all fits head coach Mike White's preferred up-tempo style.
- A Rivals five-star recruit and ESPN and 247 four-star prospect, rated in the top 30 overall and the No. 6 shooting guard by both Rivals and 247.

Prep

- Averaged 27.0 points and 9.9 rebounds per game as a senior, the second-highest scoring average in the state of Georgia.
- Nominee for McDonald's All-American and Gatorade Player of the Year honors, and a top-five finalist for Georgia's Mr. Basketball.
- Iverson Classic participant
- Scored 28 points in Westside's 2021 regional game

Personal

- Son of Shunts and Kowacie Reeves and brother to Kacie.
- Also played baseball and football growing up.
- Came to Florida because all the aspects are great – socially, academically and athletically.

Off The Court

- **Why I chose my number:** A player that inspired me
- **Favorite food:** Sushi
- **If I could have a superpower, it'd be:** To turn invisible
- **Favorite quote/saying:** A dropout will beat a genius through hard work.
- **Hidden talent:** Drawing
- **Favorite cartoon as a kid:** Beyblade
- **If I could have dinner with anyone throughout history, I'd choose...:** Keisuke Itagaki, Junji Ito, Huey P. Newton
- **Favorite NBA player:** Grant Hill
- **Favorite athlete outside of the NBA:** Israel Adesanya
- **Favorite place I've traveled:** California
- **Favorite holiday:** Christmas, family time
- **Favorite movie:** Friday
- **Favorite book:** Baki Dou



2020-21 SEASON & PROGRAM NOTES

2020-21 at a Glance

- Florida found itself in elite company among teams with at least one win in every NCAA Tournament since 2017, joining only Florida State, Gonzaga, Kansas, Michigan and Villanova. Of the 11 teams trying to keep that streak going this year, two did not make the field (Duke, Kentucky) and three lost their first game (Michigan State, North Carolina, Purdue).
- A duo of All-SEC performers led the Gators, with Tre Mann (coaches first team, AP second team) and Colin Castleton (coaches second team) taking home honors this season. Mann increased his scoring average +10.7 points per game this season vs. his freshman campaign, matching Joakim Noah for the largest single-season jump by a Gator over the past 25 years (2005-06).
- Mann was on fire down the stretch, averaging 20.9 points over his last seven games, including a career-best 30 vs. Tennessee in the SEC Tournament. His four-game streak of 20+ points matched the longest by a Gator over the past 25 years (Matt Walsh, Nick Calathes).
- Mann's 19 points and 13 rebounds at Auburn marked his first career double-double. He followed that with 21 points and eight rebounds at UK, scoring 11 of Florida's last 20 points to help secure the victory. Those performances garnered SEC Player of Week honors for Mann, who became the only Gator over the past 50 years to lead the team in points and rebounds in back-to-back wins with both games on the road.
- Castleton's 2.22 blocked shots per game marked a top-five performance in Florida history and trails only Dwayne Schintzius, who holds the top three single-season marks, and Joakim Noah. He had a six game stretch with 28 blocked shots (4.7 average), including an eight-block performance against Ole Miss that was the most by a Gator since Dwayne Davis' record-setting nine blocks vs. New Orleans (12/27/89).
- Castleton became the sixth player over the past 25 years to post in an NCAA Tournament game at least 19 points, 14 rebounds, three blocked shots and two assists, joining Zion Williamson, Jajuan Johnson, Kevin Love, Nick Collison (three times) and Tim Duncan.
- The Gators lead the SEC in free throw percentage (.753, 44th NCAA), field goal percentage (.471, 41st NCAA) and 3-point field goal percentage (.356, 87th NCAA). Florida was the last team to lead the SEC in all three shooting percentage categories at the end of the season (2005-06).
- UF earned the SEC's best win of the SEC/Big 12 Challenge, knocking off 11th-ranked West Virginia, 85-80, in Morgantown behind 21 points and five blocked shots from Colin Castleton and Noah Locke's 19 points.
- Florida's 75-49 rout of #6 Tennessee was UF's fifth top-10 win under White, the third by 20+ points, and came despite the absence of Scottie Lewis and Castleton.
- In Florida's comeback win vs. Ole Miss, the Gators held Ole Miss without a field goal for the final 6:28 as part of a 20-2 finish. Castleton finished with 21 points, 10 rebounds and eight blocked shots, the first SEC player to achieve a 20/10/8 stat line in conference action since Ole Miss' Ansu Sesay vs. Mississippi St. in 1997.
- Castleton had a breakout week in the start of SEC play and earned co-SEC Player of the Week honors, scoring 23 against Vanderbilt and 21 vs. LSU. Castleton's offense was efficient in Nashville, going 11-for-13 from the field with five dunks. Against LSU, he scored the Gators' first 15 points of the second half over a six-minute span and totaled 19 of his 21 points after the break.

Mann on a Mission

- Tre Mann's week at Auburn and Kentucky was a rare one, as he became the only Gator dating back to 1970 to lead the team outright in points and rebounds in back-to-back wins with both games on the road. The performances earned Mann SEC Player of the Week honors.
- Mann's 19-point, 13-rebound effort in the win vs. Auburn marked just the second such performance by a Florida guard since 1996 (Donovan/White years), joining Nick Calathes, who posted 20 points and 13 rebounds vs. Georgia on Jan. 28, 2009.
- Mann's scoring average this season is higher than his season high of 13 points during his freshman season. Tre Mann had five double-figure scoring games his entire freshman season, a mark he matched in the sixth game of the 2020-21 season.
- Mann is among a select group of Gators who have boosted their scoring average by seven or more points from one season to the next over the past 26 seasons.

Scoring Increase of 7.0+ PPG | Since 1996

Player	Seasons	Avg.	Increase
Tre Mann	FR/SO	5.3/16.0	+10.7
Joakim Noah	FR/SO	3.5/14.2	+10.6
Taurean Green	FR/SO	3.9/13.3	+9.4
Matt Bonner	FR/SO	4.8/13.3	+8.5
Alex Tyus	FR/SO	4.3/12.5	+8.2
Casey Prather	JR/SR	6.2/13.8	+7.6
Brett Nelson	FR/SO	8.1/15.3	+7.2

Another Dominant Top-10 Win

- Florida put together a 26-point rout vs. sixth-ranked Tennessee as the Gators took the floor without three opening-day starters while four players clocked a season-high in minutes.
- It marked the Gators' fourth win by 17+ against a top-10 team under Mike White and matched Florida's largest margin of victory ever against a top-10 opponent.

Wins of 15+ Points vs. Top-10 Teams | AP Poll Era (since 1948-49)

Date	Opponent	Coach	Score	Margin
Jan. 19, 2021	#6 Tennessee	White	75-49	+26
Dec. 23, 2006	#3 Ohio State	Donovan	86-60	+26
Nov. 24, 2019	#4 Auburn	White	69-47	+22
Feb. 4, 2017	#8 Kentucky	White	88-66	+22
Feb. 16, 1963	#8 Mississippi State	Sloan	73-52	+21
Jan. 30, 2016	#9 West Virginia	White	88-71	+17
March 13, 2005	#4 Kentucky	Donovan	70-53	+17
April 3, 2006	vs. #7 UCLA	Donovan	73-57	+16

Castleton a Stopper at the Rim

- Colin Castleton put up a monster performance in the Gators' comeback win vs. Ole Miss, totaling 21 points, 10 rebounds and eight blocks. He's the first SEC player to post a 20/10/8 stat line in conference action since Ole Miss' Ansu Sesay did so vs. Mississippi State in 1997, and he's one of just two major conference players to do so in a league game over the past decade.
- Castleton is the seventh major conference player over the past 20 seasons to go for 20/10/8. He is the only one, however, to do so while also dishing three assists. The last player with 20 points, 10 rebounds, eight blocks and three assists in a major conference league game was Tim Duncan, who had 22, 10, nine and six vs. Florida State on Jan. 25, 1997.

20/10/8 in Major Conference League Play | Last 20 Seasons

Player	Team	Date	Opponent	Pts	Reb	Blk
Colin Castleton	Florida	1/12/21	Ole Miss	21	10	8
Mohamed Bamba	Texas	12/29/17	Kansas	22	15	8
Hasheem Thabeet	UConn	2/14/09	at Seton Hall	25	20	9
Herbert Hill	Providence	2/24/07	Syracuse	29	15	8
Eric Hicks	Cincinnati	1/7/06	at Marquette	22	12	10
Sharrod Ford	Clemson	2/22/05	at Maryland	24	10	9
David Harrison	Colorado	3/8/03	Nebraska	20	10	11

- Castleton is also the first Gator in the Donovan/White era (1996-present) to score 20+ points in three of his first five SEC games in a Florida uniform. He is the fifth to do it over the first five games in any season, joining Erving Walker (2009-10, sophomore), Taurean Green (2005-06, sophomore), Anthony Roberson (2004-05, junior) and Brett Nelson (2001-02, junior).
- The Deland, Fla., native became the SEC's first player to block six or more shots in consecutive games since LSU's Jordan Mickey in Jan. 2015. Castleton, Mickey, Nerlens Noel and Anthony Davis are the only SEC players over the past decade to do so vs. SEC opponents.

Gators' Scheduling Unrivaled

- The Gators have played the toughest non-conference slate of any power conference team over the course of Mike White's tenure. In four of five previous seasons under White, the Gators have played the SEC's hardest non-conference schedule.
- Florida has played a top-50 non-conference schedule every normal season under White. During that same time period, no other SEC team has played a top-100 schedule every season. In fact, 12 SEC teams have played a non-conference slate that ranked outside that season's top 200 at least once.

KenPom Non-Conference SOS | Major Conf. Teams

Season Average, 2015-20		
1.	Florida	28.6
2.	North Carolina	39.2
3.	Kansas	46.0

KenPom Overall/Non-Conference SOS (SEC Teams)

Season Average, 2015-20		Overall SOS	Non-Conf. SOS
1.	Florida	17.8	28.6
2.	Kentucky	24.6	97.8
3.	Alabama	35.0	89.8

Gators' Scheduling Unrivaled

- Like everyone, the Gators saw their plans for the fall scrambled. Below is a look at the original non-conference calendar the Gators had constructed before the NCAA calendar changed:

Nov. 10	Samford	Gainesville, Fla.
Nov. 13	at Florida State	Tallahassee, Fla.
Nov. 18	North Florida	Gainesville, Fla.
Nov. 24	McNeese State	Gainesville, Fla.
Nov. 27	Illinois (Emerald Coast Classic)	Niceville, Fla.
Nov. 29	Iowa State/Oregon (ECC)	Niceville, Fla.
Dec. 2	at Oklahoma	Norman, Okla.
Dec. 6	UConn	Gainesville, Fla.
Dec. 13	Penn State (BHOV Invitational)	Brooklyn, N.Y.
Dec. 19	vs. Florida Atlantic (Orange Bowl)	Sunrise, Fla.
Dec. 22	James Madison	Gainesville, Fla.
Dec. 29	Stony Brook	Gainesville, Fla.

- Again, like most every team, even the modified schedule hasn't been what's transpired in reality. Only one game that the Gators announced on Oct. 12 took place against the scheduled team on the scheduled date. Here's a look at what the Gators had on paper heading into the season:

Nov. 25	vs. Maine (Bubbleville)	Uncasville, Conn.
Nov. 27	vs. Virginia (Bubbleville)	Uncasville, Conn.
Dec. 2	at Oklahoma	Norman, Okla.
Dec. 6	UConn	Gainesville, Fla.
Dec. 12	Florida State	Tallahassee, Fla.
Dec. 16	North Florida	Gainesville, Fla.
Dec. 19	Florida Atlantic	Gainesville, Fla.
Dec. 22	James Madison	Gainesville, Fla.

- Florida had two SEC games postponed due to its own COVID issues -- Feb. 6 at LSU and Feb. 10 at Tennessee -- and the Feb. 13 game vs. Texas A&M due to its opponent's issues. Only the Tennessee game was made up, rescheduled for March 7.



2020-21 BOX SCORES

Florida 76, Army West Point 69

December 2, 2020 • 2:30 p.m. • Mohegan Sun Arena • Uncasville, Conn. • Bubbleville

Official Basketball Box Score - Final
Army West Point at Florida
 12/02/20 Bubbleville, Moenville, Conn.
 2020-21 Men's Basketball

NO. Name	Min	FG		3P		FT		Rebounds		Fouls		TP	AS	TO	ST	Blocks		+/-
		M-A	P-A	M-A	P-A	OR	DR	OR	DR	PF	FF					BS	BA	
34 Charlie Peterson	F 22:33	2-4	0-0	0-1	2-3	3-4	5-2	4	0	0	0	0	0	0	0	1	0	6
35 Alex King	F 27:19	3-6	2-4	1-2	0-3	3-3	5-2	9	0	5	2	0	0	0	0	0	1	1
0 Josh Caldwell	G 32:07	4-9	0-2	4-6	2-2	4-4	1-5	12	1	2	1	1	0	1	1	0	1	-7
1 Jalun Rucker	G 29:36	4-12	2-4	2-2	0-3	3-4	4-4	12	6	5	1	0	1	1	0	1	0	-3
13 Lonnie Grayson	G 34:28	4-13	3-8	2-2	1-7	8-3	3-3	13	3	4	3	0	0	0	0	0	0	0
12 Nick Finke	16:47	2-2	0-0	0-1	3-2	5-3	2-4	11	2	0	0	0	0	0	0	0	0	0
23 Aaron Duhart	11:04	1-2	0-0	0-0	0-0	0-0	3-2	2	3	1	0	0	0	0	0	0	0	0
10 Tucker Blackwell	10:25	1-2	0-0	2-2	0-0	0-0	1-2	4	1	0	0	0	0	0	1	0	0	0
24 Jared Cross	15:41	3-6	0-0	0-0	0-3	2-0	0-9	0	0	1	0	0	0	0	0	0	0	-9
Totals	24:56	10:24	11:19	9	26	35	27	69	15	20	7	0	4	4	7	0	0	0

Record: 3-1
 Shooting By Period
 1st FG% 13-29 44.8%
 3PT% 6-15 40.0%
 FT% 7-10 70.0%
 2nd FG% 11-27 40.7%
 3PT% 4-9 44.4%
 FT% 4-9 44.4%
 GM FG% 24-56 42.9%
 3PT% 10-24 41.7%
 FT% 11-19 57.9%
 Dead Ball Rebounds: 4-0
 Technical Fouls: NONE

Biggest lead	12 (1st 9:21)	7 (2nd 0:18)
Best Scoring Run	12 (1st 17:38)	12 (2nd 12:42)
Lead Changes	7	11
Times Tied	5	0
Time with Lead	25:42	11:38

Points from Turnovers	USM		UFL	
	1st	2nd	TOT	TOT
Paint	26	30	69	69
Second Chance	8	10		
Fast Breaks	14	14		
Bench	19	17		

Florida 86, Stetson 40

December 6, 2020 • 2 p.m. • Exactech Arena • Gainesville, Fla.

Official Basketball Box Score - Final
Stetson at Florida
 12/06/20 Exactech Arena at Stephen C. O'Connell Center, Gainesville
 2020-21 Men's Basketball

Record: 0-3
 Shooting By Period
 1st FG% 3-26 11.5%
 3PT% 1-10 10.0%
 FT% 8-11 72.7%
 2nd FG% 7-25 28.0%
 3PT% 3-13 23.1%
 FT% 8-13 61.5%
 GM FG% 10-51 19.6%
 3PT% 4-23 17.4%
 FT% 16-24 66.7%
 Dead Ball Rebounds: 5-0

Biggest lead	1 (1st 19:16)	47 (2nd 0:18)
Best Scoring Run	5 (2nd 1:29)	13 (2nd 16:20)
Lead Changes	2	0
Times Tied	0	0
Time with Lead	00:14	39:26

Points from Turnovers	STE		FLA	
	1st	2nd	TOT	TOT
Paint	12	24	36	36
Second Chance	2	8	10	10
Fast Breaks	8	10	18	18
Bench	13	25	38	38

Florida 90, Boston College 70

December 3, 2020 • 9:30 p.m. • Mohegan Sun Arena • Uncasville, Conn. • Bubbleville

Official Basketball Box Score - Final
Florida at Boston College
 12/03/20 Mohegan Sun, Moenville, Conn.
 Roman Legends Classic presented by Old Trapper

Record: 2-0
 Shooting By Period
 1st FG% 10-13 76.9%
 3PT% 6-15 40.0%
 FT% 7-10 70.0%
 2nd FG% 11-27 40.7%
 3PT% 4-9 44.4%
 FT% 4-9 44.4%
 GM FG% 21-40 52.5%
 3PT% 10-24 41.7%
 FT% 11-19 57.9%
 Dead Ball Rebounds: 0-0
 Technical Fouls: NONE

Record: 1-3
 Shooting By Period
 1st FG% 11-25 44.0%
 3PT% 2-8 25.0%
 FT% 7-13 53.8%
 2nd FG% 13-25 52.0%
 3PT% 2-7 28.6%
 FT% 17-23 73.9%
 GM FG% 24-50 48.0%
 3PT% 4-15 26.7%
 FT% 24-36 66.7%
 Dead Ball Rebounds: 5-0
 Technical Fouls: NONE

Biggest lead	31 (2nd 7:55)	2 (1st 18:23)
Best Scoring Run	13 (1st 3:47)	8 (2nd 6:21)
Lead Changes	4	9
Times Tied	2	12
Time with Lead	38:10	00:50

Points from Turnovers	UF		BC	
	1st	2nd	TOT	TOT
Paint	50	26	76	76
Second Chance	9	4	13	13
Fast Breaks	12	12	24	24
Bench	20	26	46	46

Florida State 83, Florida 71

December 12, 2020 • 11 a.m. • Donald L. Tucker Center • Tallahassee, Fla.

Official Basketball Box Score - Final
Florida at Florida State
 12/12/20 Donald L. Tucker Center, Tallahassee
 2020-21 Men's Basketball

Record: 3-1
 Shooting By Period
 1st FG% 12-32 37.5%
 3PT% 2-9 22.2%
 FT% 8-10 80.0%
 2nd FG% 16-30 53.3%
 3PT% 7-14 50.0%
 FT% 13-14 92.9%
 GM FG% 28-62 45.2%
 3PT% 9-23 39.1%
 FT% 21-24 87.5%
 Dead Ball Rebounds: 3-2

Record: 3-0
 Shooting By Period
 1st FG% 14-26 53.8%
 3PT% 6-12 50.0%
 FT% 11-15 73.3%
 2nd FG% 12-28 42.9%
 3PT% 2-4 50.0%
 FT% 12-15 80.0%
 GM FG% 26-54 48.1%
 3PT% 8-16 50.0%
 FT% 23-30 76.7%
 Dead Ball Rebounds: 3-2

Biggest lead	9 (1st 9:07)	18 (2nd 14:44)
Best Scoring Run	9 (1st 16:56)	17 (1st 4:59)
Lead Changes	2	8
Times Tied	0	17
Time with Lead	11:22	28:14

Points from Turnovers	FSU		FLA	
	1st	2nd	TOT	TOT
Paint	26	30	56	56
Second Chance	12	8	20	20
Fast Breaks	17	12	29	29
Bench	15	24	39	39



2020-21 BOX SCORES

Florida 70, Georgia 63

February 20, 2021 • 3:30 p.m. • Exactech Arena • Gainesville, Fla.



Official Basketball Box Score - Final
Georgia at Florida
02/20/21 Exactech Arena at Stephen C. O'Connell Center, Gainesville
2020-21 Men's Basketball

Game Time: 3:30 PM
Game Duration: 2:04
Attendance: 2,345

Officials: Joe Lindsay, Vladimir Voyard-Tadai, K.B. Burdett Jr.

Box score table for Florida vs Georgia, showing player statistics for Georgia - 63.

Shooting By Period and Technical Fouls table for Georgia - 63.

Box score table for Florida vs Georgia, showing player statistics for Florida - 70.

Shooting By Period and Technical Fouls table for Florida - 70.

Summary statistics table including UGA vs FLA, Points from, Turnovers, and Period by Period Scoring.

Florida 74, Auburn 57

February 23, 2021 • 7 p.m. • Auburn Arena • Auburn, Ala.



Official Basketball Box Score - Final
Florida at Auburn
02/23/21 Auburn Arena, Auburn
2020-21 Men's Basketball

Game Time: 6:00 PM
Game Duration: 2:13
Attendance: 1,624

Officials: Don Daly, Chuck Jones, Todd Austin

Box score table for Florida vs Auburn, showing player statistics for Florida - 74.

Shooting By Period and Technical Fouls table for Florida - 74.

Box score table for Florida vs Auburn, showing player statistics for Auburn - 57.

Shooting By Period and Technical Fouls table for Auburn - 57.

Summary statistics table including UF vs AU, Points from, Turnovers, and Period by Period Scoring.

Florida 71, Kentucky 67

February 27, 2021 • 4 p.m. • Rupp Arena • Lexington, Ky.



Official Basketball Box Score - Final
Florida at Kentucky
02/27/21 Rupp Arena, Lexington
2020-21 Men's Basketball

Game Time: 4:00 PM
Game Duration: 2:10
Attendance: 3,075

Officials: Tony Greene, Anthony Jordan, Bryon Jarrett

Box score table for Florida vs Kentucky, showing player statistics for Florida - 71.

Shooting By Period and Technical Fouls table for Florida - 71.

Box score table for Florida vs Kentucky, showing player statistics for Kentucky - 67.

Shooting By Period and Technical Fouls table for Kentucky - 67.

Summary statistics table including FLA vs UKY, Points from, Turnovers, and Period by Period Scoring.

Missouri 72, Florida 70

March 3, 2021 • 6:30 p.m. • Exactech Arena • Gainesville, Fla.



Official Basketball Box Score - Final
Missouri at Florida
03/03/21 Exactech Arena at Stephen C. O'Connell Center, Gainesville
2020-21 Men's Basketball

Game Time: 6:30 PM
Game Duration: 2:05
Attendance: 2,366

Officials: Doug Shocks, Patrick Evans, Steven Anderson

Box score table for Missouri vs Florida, showing player statistics for Missouri - 72.

Shooting By Period and Technical Fouls table for Missouri - 72.

Box score table for Missouri vs Florida, showing player statistics for Florida - 70.

Shooting By Period and Technical Fouls table for Florida - 70.

Summary statistics table including MIZ vs FLA, Points from, Turnovers, and Period by Period Scoring.



2020-21 BOX SCORES

Oral Roberts 81, Florida 78

March 21, 2021 • 7:45 p.m. • Indiana Farmers Coliseum • Indianapolis, Ind. • NCAA Tournament



Official Basketball Box Score - Final
Vanderbilt at Florida
 02/16/20 Exactech Arena at Stephen C. O'Connell Center, Gainesville
 2019-20 Men's Basketball

Game Time: 1:00 AM
 Game Duration: 2:13
 Attendance: 10,151

Officials: Tony Greene, R.B. Clyburn, Wesley Ford

Vanderbilt - 66													Record: 9-16 (1-11)				
NO.	Name	Min	FG M-A	3P M-A	FT M-A	Rebounds OR DR TOT	Fouls PF FD	TP	AS	TO	ST	Blocks BS BA	+/-	Shooting By Period			
1	Dylan Disu	F 28:57	3-7	0-3	1-2	0 5 5	4 2	7	0	2	1	0	1	-1	1st FG%	5-23	21.7%
50	Ejike Obinna	C 16:18	3-5	0-0	0-0	1 0 1	5 1	6	0	3	1	0	1	1	3PT%	0-4	0.0%
00	Saben Lee	G 35:26	5-11	3-5	10-11	1 6 7	3 9	23	4	4	1	1	3	-10	FT%	9-11	81.8%
2	Scotty Pippen Jr.	G 29:57	2-8	2-3	6-6	0 1 1	2 8	12	6	1	0	0	0	-1	2nd FG%	14-26	53.8%
3	Maxwell Evans	G 31:59	3-7	3-5	1-2	0 3 3	2 1	10	1	1	1	0	0	-16	3PT%	8-13	61.5%
13	Matthew Moyer	10:42	0-1	0-0	0-0	0 2 2	2 0	0	0	1	0	0	1	-14	FT%	11-12	91.7%
4	Jordan Wright	19:28	3-8	0-1	2-2	4 2 6	1 2	8	0	2	0	0	2	-28	GM FG%	19-49	38.8%
11	Bralee Albert	14:12	0-0	0-0	0-0	1 1 2	2 0	0	0	3	1	0	0	-1	3PT%	8-17	47.1%
55	Oton Jankovic	07:01	0-1	0-0	0-0	0 0 0	1 0	0	0	0	0	0	0	-8	FT%	20-23	87.0%
21	Jon Jossell	04:49	0-0	0-0	0-0	0 0 0	1 0	0	0	0	1	0	0	-11	Dead Ball Rebounds: 0, 0		
14	Isaiah Rice	01:11	0-1	0-0	0-0	0 0 0	0 0	0	0	0	0	0	0	-1			
Totals			19-49	8-17	20-23	8 22 30	25 23	66	11	19	6	1	8	-18			

Technical Fouls: Coach 1st 0, 2nd Coach 1st 0, 2nd

Florida - 84													Record: 16-9 (8-4)				
NO.	Name	Min	FG M-A	3P M-A	FT M-A	Rebounds OR DR TOT	Fouls PF FD	TP	AS	TO	ST	Blocks BS BA	+/-	Shooting By Period			
11	Keyontae Johnson	F 22:59	5-11	0-1	1-2	2 4 6	4 3	11	3	2	3	0	0	1	1st FG%	13-25	52.0%
24	Kerry Blackshear	F 25:49	4-6	1-2	6-7	0 3 3	2 6	15	5	1	0	1	0	16	3PT%	7-12	58.3%
2	Andrew Nembhard	G 18:33	2-4	1-2	0-0	0 1 1	4 1	5	2	3	1	0	0	-6	FT%	15-21	71.4%
10	Noah Locke	G 28:41	6-8	6-8	1-2	0 4 4	0 1	19	0	0	1	0	0	22	2nd FG%	14-27	51.9%
23	Scottie Lewis	G 29:36	2-7	1-2	4-4	0 2 2	3 1	19	1	2	0	2	0	28	3PT%	3-8	37.5%
5	Omar Payne	17:51	2-2	0-0	1-5	5 1 6	3 3	5	2	1	0	3	0	12	FT%	5-9	55.6%
0	Ques Glover	22:19	3-7	0-2	2-4	0 3 3	2 4	8	3	3	2	1	1	20	GM FG%	27-52	51.9%
1	Tre Mann	22:35	2-5	1-3	2-2	0 2 2	2 2	7	0	2	0	0	0	0	3PT%	10-20	50.0%
33	Jason Jitoboh	07:35	1-2	0-0	2-2	1 0 1	3 1	4	0	0	0	1	0	2	FT%	20-30	66.7%
21	Dontay Bassett	02:22	0-0	0-0	0-0	0 1 1	0 0	0	0	0	0	0	0	-3	Dead Ball Rebounds: 5, 0		
34	Christopher Sutherland	01:40	0-0	0-0	1-2	0 0 0	0 1	1	0	0	0	0	0	-2			
Totals			27-52	10-20	20-30	8 25 33	23 23	84	16	15	7	8	1	18			

Technical Fouls: NONE

	VU	UF	Points from	VU	UF	Period by Period Scoring			
Biggest lead	0 (1 st 20:00)	32 (2 nd 10:33)	Turnovers	15	24	1st	2nd	TOT	
Best Scoring Run	8 (2 nd 7:17)	9 (1 st 4:56)	Paint	22	32	VU	19	47	66
Lead Changes	0	0	Second Chance	6	11	UF	48	36	84
Times Tied	0	0	Fast Breaks	10	7				
Time with Lead	00:00	39:45	Bench	8	25				



2020-21 GAME-BY-GAME STATS

Game-by-Game Leaders

Opponent	Date	Score	W/L	POINTS	REBOUNDS	ASSISTS	STEALS	BLOCKED SHOTS
vs Army West Point	12/02/20	76-69	W	19-Tre Mann	8-Colin Castleton	4-Tre Mann	5-Tre Mann	1-Four tied
vs Boston College	12/03/20	90-70	W	24-Keyontae Johnson	12-Keyontae Johnson	6-Tre Mann	2-Appleby/Lewis	2-Castleton/Lewis
STETSON	12/06/20	86-40	W	19-Keyontae Johnson	10-Scottie Lewis	6-Scottie Lewis	4-Tyree Appleby	3-Omar Payne
at Florida St.	12/12/20	71-83	L	19-Scottie Lewis	8-Tre Mann	7-Tre Mann	2-Castleton/Lewis	3-Lewis/Payne
at Vanderbilt	12/30/20	91-72	W	23-Colin Castleton	10-Tre Mann	4-Lewis/Mann	2-Appleby/Duruji/Glover	3-Anthony Duruji
LSU	01/02/21	83-79	W	21-Colin Castleton	7-Anthony Duruji	5-Tyree Appleby	2-Lewis/Locke	1-Castleton/Payne
at Alabama	01/05/21	71-86	L	18-Tyree Appleby	8-Colin Castleton	6-Tre Mann	3-Tre Mann	2-Scottie Lewis
KENTUCKY	01/09/21	58-76	L	15-Anthony Duruji	6-Mann/Payne	3-Tre Mann	1-Four tied	2-Scottie Lewis
OLE MISS	01/12/21	72-63	W	21-Colin Castleton	10-Colin Castleton	3-Castleton/Mann	3-Tre Mann	8-Colin Castleton
at Mississippi St.	01/16/21	69-72	L	20-Tyree Appleby	7-Colin Castleton	6-Tre Mann	3-Tre Mann	6-Colin Castleton
TENNESSEE	01/19/21	75-49	W	14-Noah Locke	9-Omar Payne	7-Tyree Appleby	3-Appleby/Glover	5-Omar Payne
at Georgia	01/23/21	92-84	W	24-Tre Mann	9-Omar Payne	4-Tyree Appleby	4-Tyree Appleby	2-Omar Payne
VANDERBILT	01/27/21	78-71	W	15-Tre Mann	5-Castleton/Locke	6-Tyree Appleby	4-Scottie Lewis	1-Five tied
at West Virginia	01/30/21	85-80	W	21-Colin Castleton	7-Colin Castleton	7-Tyree Appleby	3-Tyree Appleby	5-Colin Castleton
SOUTH CAROLINA	02/03/21	66-72	L	17-Tre Mann	8-Tre Mann	4-Tyree Appleby	3-Appleby/Mann	7-Colin Castleton
at Arkansas	02/16/21	64-75	L	16-Tyree Appleby	8-Tre Mann	2-Tyree Appleby	3-Scottie Lewis	3-Omar Payne
GEORGIA	02/20/21	70-63	W	14-Colin Castleton	9-Anthony Duruji	3-Tre Mann	3-Tre Mann	3-Colin Castleton
at Auburn	02/23/21	74-57	W	19-Tre Mann	13-Tre Mann	3-Tre Mann	5-Scottie Lewis	2-Omar Payne
at Kentucky	02/27/21	71-67	W	21-Tre Mann	8-Tre Mann	5-Tyree Appleby	3-Tyree Appleby	None
MISSOURI	03/03/21	70-72	L	21-Tre Mann	11-Anthony Duruji	5-Tyree Appleby	1-Five tied	1-Four tied
at Tennessee	03/07/21	54-65	L	19-Tyree Appleby	6-Colin Castleton	3-Tyree Appleby	3-Glover/Lewis	2-Colin Castleton
vs Vanderbilt	03/11/21	69-63	W	22-Tre Mann	8-Colin Castleton	6-Tre Mann	2-Colin Castleton	2-Colin Castleton
vs Tennessee	03/12/21	66-78	L	30-Tre Mann	7-Colin Castleton	2-Castleton/Lewis	2-Omar Payne	4-Scottie Lewis
vs Virginia Tech	03/19/21	75-70	W/OT	19-Colin Castleton	14-Colin Castleton	4-Tre Mann	1-Five tied	3-Colin Castleton
vs Oral Roberts	03/21/21	78-81	L	19-Tre Mann	10-Colin Castleton	5-Tyree Appleby	3-Tyree Appleby	3-Colin Castleton

Game-by-Game Team/Opponent Statistics

Opponent	1st	2nd	Score	Margin	Total FG	FG Pct	3-Pointers	3FG Pct	Free Throws	FT Pct	Reb	Margin	Asst	TO	Blk	Stl	Fouls
vs Army West Point	31/39	45/30	76-69	+7	24-50/24-56	.480/.429	4-15/10-24	.267/.417	24-36/11-19	.667/.579	34/35	(1)	10/15	14/20	4/0	12/7	22/27
vs Boston College	49/29	41/41	90-70	+20	35-62/22-53	.565/.415	7-17/8-24	.412/.333	13-16/18-29	.813/.621	35/30	+5	13/11	17/16	6/2	8/10	23/17
STETSON	34/15	52/25	86-40	+46	28-62/10-51	.452/.196	9-23/4-23	.391/.174	21-24/16-24	.875/.667	44/34	+10	17/6	11/23	6/1	8/5	24/21
at Florida St.	35/45	36/38	71-83	(12)	25-59/26-54	.424/.481	10-23/8-16	.435/.500	11-16/23-30	.688/.767	34/33	+1	14/17	20/16	8/4	6/8	24/18
at Vanderbilt	43/29	48/43	91-72	+19	34-55/24-58	.618/.414	7-17/8-20	.412/.400	16-25/16-20	.640/.800	36/28	+8	14/12	14/16	9/4	9/6	23/19
LSU	40/40	43/39	83-79	+4	29-58/25-61	.500/.410	5-21/7-18	.238/.389	20-23/22-25	.870/.880	35/31	+4	9/9	13/13	2/2	5/8	20/20
at Alabama	32/39	39/47	71-86	(15)	27-68/31-67	.397/.463	9-20/8-20	.450/.400	8-14/16-21	.571/.762	39/44	(5)	14/12	14/13	4/6	9/10	19/18
KENTUCKY	29/35	29/41	58-76	(18)	21-56/29-52	.375/.558	9-20/6-13	.450/.462	7-13/12-13	.538/.923	30/31	(1)	10/18	16/14	4/7	4/10	12/14
OLE MISS	33/31	39/32	72-63	+9	22-51/23-60	.431/.383	6-14/6-14	.429/.429	22-26/11-15	.846/.733	39/31	+8	9/8	10/8	10/3	6/4	11/20
at Mississippi St.	29/32	40/40	69-72	(3)	25-61/29-60	.410/.483	5-19/1-8	.263/.125	14-16/13-24	.875/.542	26/47	(21)	11/14	11/15	7/6	5/6	17/15
TENNESSEE	38/27	37/22	75-49	+26	31-63/17-58	.492/.293	6-19/3-18	.316/.167	7-11/12-25	.636/.480	44/36	+8	15/11	15/18	7/3	11/6	22/14
at Georgia	42/39	50/45	92-84	+8	37-65/32-59	.569/.542	7-18/7-23	.389/.304	11-17/13-24	.647/.542	41/27	+14	14/22	14/13	5/0	10/5	19/20
VANDERBILT	37/29	41/42	78-71	+7	28-54/25-58	.519/.431	10-23/8-22	.435/.364	12-16/13-18	.750/.722	29/35	(6)	16/11	15/17	5/2	7/7	22/17
at West Virginia	37/42	48/38	85-80	+5	26-54/25-63	.481/.397	8-17/8-28	.471/.286	25-30/22-31	.833/.710	37/37	-	15/17	13/10	6/3	5/6	24/21
SOUTH CAROLINA	40/35	26/37	66-72	(6)	25-62/31-68	.403/.456	7-25/4-19	.280/.211	9-15/6-10	.600/.600	35/43	(8)	13/10	12/13	12/3	8/10	15/17
at Arkansas	30/40	34/35	64-75	(11)	23-61/28-63	.377/.444	4-21/4-15	.190/.267	14-14/15-19	1.000/.789	36/37	(1)	6/12	16/13	6/5	9/9	19/13
GEORGIA	37/23	33/40	70-63	+7	22-49/24-64	.449/.375	6-23/4-20	.261/.200	20-25/11-16	.800/.688	40/31	+9	9/9	20/12	7/1	6/12	16/23
at Auburn	44/22	30/35	74-57	+17	28-63/18-51	.444/.353	7-20/7-31	.350/.226	11-16/14-22	.688/.636	40/39	+1	12/13	14/21	3/6	11/6	20/16
at Kentucky	38/39	33/28	71-67	+4	25-48/19-48	.521/.396	7-15/4-20	.467/.200	14-16/25-29	.875/.862	27/25	+2	12/7	16/15	0/6	6/6	18/15
MISSOURI	29/36	41/36	70-72	(2)	25-43/28-61	.581/.459	5-14/9-22	.357/.409	15-18/7-11	.833/.636	28/26	+2	11/14	18/13	4/1	5/9	11/16
at Tennessee	33/28	21/37	54-65	(11)	20-48/27-62	.417/.435	3-13/3-21	.231/.143	11-18/8-13	.611/.615	29/38	(9)	6/13	16/13	3/2	9/8	14/14
vs Vanderbilt	34/22	35/41	69-63	+6	25-53/21-57	.472/.368	6-19/9-31	.316/.290	13-18/12-12	.722/1.000	38/29	+9	15/10	12/9	2/3	4/7	14/16
vs Tennessee	22/31	44/47	66-78	(12)	20-58/28-60	.345/.467	10-24/9-25	.417/.360	16-18/13-18	.889/.722	33/38	(5)	7/21	16/13	5/11	5/5	17/18
vs Virginia Tech	27/33	37/31	75-70	+5	26-46/24-57	.565/.421	5-13/7-23	.385/.304	18-27/15-21	.667/.714	36/22	+14	9/11	18/11	3/2	5/6	19/24
vs Oral Roberts	42/37	36/44	78-81	(3)	32-58/26-57	.552/.456	7-22/10-30	.318/.333	7-9/19-23	.778/.826	37/24	+13	12/12	20/12	3/0	7/12	19/11

Note: Game totals are displayed in the format TEAM/OPPONENT for each category



2020-21 SUPERLATIVES

Individual Game Highs

Category	Stat	Florida	Stat	Opponent
Points	30	Tre Mann, vs. Tennessee (3/12/21)	32	Scotty Pippen Jr., VANDERBILT (1/27/21)
Field Goals Made	11	Colin Castleton, at Vanderbilt (12/30/20)	12	Scotty Pippen Jr., VANDERBILT (1/27/21)
Field Goal Att.	19	Tre Mann, vs. Tennessee (3/12/21)	22	Scotty Pippen Jr., VANDERBILT (1/27/21)
Field Goal Pct. (Min. 5 Made)	1.000	5-5, Colin Castleton, GEORGIA (2/20/21) 5-5, Omar Payne, SOUTH CAROLINA (2/3/21) 5-5, Omar Payne, at Georgia (1/23/21)	1.000	5-5, Abdul Ado, at Mississippi State (1/16/21)
3-Point Field Goals Made	5	Tre Mann, vs. Tennessee (3/12/21) Noah Locke, STETSON (12/6/20)	5	Sean McNeil, at West Virginia (1/30/21)
3-Point Field Goal Att.	11	Tre Mann, vs. Tennessee (3/12/21)	11	Sean McNeil, at West Virginia (1/30/21)
3-Point Field Goal Pct. (Min. 3 Made)	.833	5-6, Noah Locke, STETSON (12/6/20)	1.000	3-3, Keon Ellis, at Alabama (1/5/21)
Free Throws Made	11	Tyree Appleby, at Mississippi State (1/16/21)	14	Derek Culver, at West Virginia (1/30/21)
Free Throw Att.	12	Colin Castleton, OLE MISS (1/12/21)	17	Derek Culver, at West Virginia (1/30/21)
Free Throw Pct. (Min. 8 Made)	1.000	11-11, Tyree Appleby, at Mississippi State (1/16/21) 9-9, Colin Castleton, at West Virginia (1/30/21) 8-8, Tre Mann, OLE MISS (1/12/21)	1.000	12-12, Max Abmas, vs. Oral Roberts (3/21/21) 12-12, M.J. Walker, at Florida State (12/12/20) 11-11, Cameron Thomas, LSU (1/2/21) 10-10, Scotty Pippen Jr., vs. Vanderbilt (3/11/21)
Rebounds	14	Colin Castleton, vs. Virginia Tech (3/19/21)	14	Tolu Smith, at Mississippi State (1/16/21)
Assists	7	Tyree Appleby, at West Virginia (1/30/21) Tyree Appleby, TENNESSEE (1/19/21) Tre Mann, at Florida State (12/12/20)	10	Sahvir Wheeler, at Georgia (1/23/21)
Steals	5	Scottie Lewis, at Auburn (2/23/21) Tre Mann, vs. Army West Point (12/2/20)	6	Dru Smith, MISSOURI (3/3/21)
Blocked Shots	8	Colin Castleton, OLE MISS (1/12/21)	9	Yves Pons, vs. Tennessee (3/12/21)
Turnovers	7	Tyree Appleby, at Arkansas (2/16/21)	7	Allen Flanigan, at Auburn (2/23/21)
Minutes	44	Tre Mann, vs. Virginia Tech (3/19/21)	45-	Tyrece Radford, vs. Virginia Tech (3/19/21)

Team Game Superlatives

Category	High/Low	Stat	Florida	Stat	Opponent
Points	High	92	at Georgia (1/23/21)	86	at Alabama (1/5/21)
	Low	54	at Tennessee (3/7/21)	40	STETSON (12/6/20)
Field Goals Made	High	37	at Georgia (1/23/21)	32	at Georgia (1/23/21)
	Low	20	at Tennessee (3/7/21)	10	STETSON (12/6/20)
Field Goal Att.	High	68	at Alabama (1/5/21)	68	SOUTH CAROLINA (2/3/21)
	Low	43	MISSOURI (3/3/21)	48	at Kentucky (2/27/21)
Field Goal Pct.	High	.618	34-55, at Vanderbilt (12/30/21)	.558	29-52, KENTUCKY (1/9/21)
	Low	.345	20-58, vs. Tennessee (3/12/21)	.196	10-51, STETSON (12/6/20)
3-Point Field Goals Made	High	10	vs. Tennessee (3/12/21); VANDERBILT (1/27/21); at FSU (12/12/20)	10	vs. Oral Roberts (3/21/21); vs. Army West Point (12/2/20)
	Low	3	at Tennessee (3/7/21)	1	at Mississippi State (1/16/21)
3-Point Field Goal Att.	High	25	SOUTH CAROLINA (2/3/21)	31	vs. Vanderbilt (3/11/21); at Auburn (2/23/21)
	Low	13	vs. Virginia Tech (3/19/21); at Tennessee (3/7/21)	8	at Mississippi State (1/16/21)
3-Point Field Goal Pct.	High	.471	8-17, at West Virginia (1/30/21)	.500	8-16, at Florida State (12/12/20)
	Low	.190	4-21, at Arkansas (2/16/21)	.125	1-8, at Mississippi State (1/16/21)
Free Throws Made	High	25	at West Virginia (1/30/21)	25	at Kentucky (2/27/21)
	Low	7	vs. Oral Roberts (3/21/21); TENNESSEE (1/19/21); KENTUCKY (1/9/21)	6	SOUTH CAROLINA (2/3/21)
Free Throw Att.	High	36	vs. Army West Point (12/2/20)	31	at West Virginia (1/30/21)
	Low	9	vs. Oral Roberts (3/21/21)	10	SOUTH CAROLINA (2/3/21)
Free Throw Pct.	High	1.000	14-14, at Arkansas (2/16/21)	1.000	12-12, vs. Vanderbilt (3/11/21)
	Low	.538	7-13, KENTUCKY (1/9/21)	.480	TENNESSEE (1/19/21)
Rebounds	High	44	TENNESSEE (1/19/21); STETSON (12/6/20)	47	at Mississippi State (1/16/21)
	Low	26	at Mississippi State (1/16/21)	22	vs. Virginia Tech (3/19/21)
Assists	High	17	STETSON (12/6/20)	22	at Georgia (1/23/21)
	Low	6	at Tennessee (3/7/21); at Arkansas (2/16/21)	6	STETSON (12/6/20)
Steals	High	12	vs. Army West Point (12/2/20)	12	vs. Oral Roberts (3/21/21); GEORGIA (2/20/21)
	Low	4	vs. Vanderbilt (3/11/21); KENTUCKY (1/9/21)	4	OLE MISS (1/12/21)
Blocked Shots	High	12	SOUTH CAROLINA (2/3/21)	11	vs. Tennessee (3/12/21)
	Low	0	at Kentucky (2/27/21)	0	vs. ORU (3/21/21); at Georgia (1/23/21); vs. Army West Point (12/2/20)
Turnovers	High	20	vs. Oral Roberts (3/21/21); GEORGIA (1/30/21); at FSU (12/12/20)	23	STETSON (12/6/20)
	Low	10	OLE MISS (1/12/21)	8	OLE MISS (1/12/21)
Fouls	High	24	at West Virginia (1/30/21); at FSU (12/12/20); STETSON (12/6/20)	27	vs. Army West Point (12/2/20)
	Low	11	MISSOURI (3/3/21); OLE MISS (1/12/21)	11	vs. Oral Roberts (3/21/21)



2020-21 MISCELLANEOUS STATS

Times Led UF in Scoring

<i>Includes times co-led</i>	Season	Career
Tre Mann	10	10
Colin Castleton	6	6
Tyree Appleby	4	4
Keyontae Johnson	2	18
Noah Locke	1	10
Scottie Lewis	1	4
Anthony Duruji	1	1
Ques Glover	0	1
Omar Payne	0	1

Times Led UF in Rebounding

<i>Includes times co-led</i>	Season	Career
Colin Castleton	10	10
Tre Mann	7	7
Omar Payne	3	4
Anthony Duruji	3	3
Keyontae Johnson	1	26
Scottie Lewis	1	4
Noah Locke	1	3

Times Led UF in Assists

<i>Includes times co-led</i>	Season	Career
Tre Mann	11	11
Tyree Appleby	9	9
Scottie Lewis	3	3
Colin Castleton	2	2
Keyontae Johnson	0	3
Noah Locke	0	3

Double-Figure Scoring Games

	Season	Career
Tre Mann	21	26
Tyree Appleby	15	15
Colin Castleton	15	15
Noah Locke	14	47
Scottie Lewis	8	17
Keyontae Johnson	3	37
Omar Payne	3	5
Anthony Duruji	3	3
Ques Glover	1	4

20-Point Games

	Season	Career
Colin Castleton	4	4
Tre Mann	5	5
Keyontae Johnson	1	8
Tyree Appleby	1	1
Noah Locke	0	3

30-Point Games

	Season	Career
Tre Mann	1	1

Double-Figure Rebounding Games

	Season	Career
Colin Castleton	3	3
Tre Mann	2	2
Keyontae Johnson	1	14
Scottie Lewis	1	2
Anthony Duruji	1	1
Noah Locke	0	1
Omar Payne	0	1

Double-Figure Assist Games

	Season	Career
None		

Double-Doubles

	Season	Career
Colin Castleton	2	2
Keyontae Johnson	1	13
Scottie Lewis	1	2
Tre Mann	1	1
Noah Locke	0	1
Omar Payne	0	1

Triple-Doubles

	Season	Career
None		

Dunks (Total: 80)

	Season	Career
Omar Payne	23	48
Colin Castleton	23	23
Anthony Duruji	20	20
Scottie Lewis	6	15
Keyontae Johnson	4	53
Osayi Osifo	3	3
Jason Jitoboh	1	3
Noah Locke	1	3

Charges Drawn (Total: 14)

	Season	Career
Tre Mann	5	10
Samson Ruzhentsev	4	4
Tyree Appleby	3	3
Keyontae Johnson	2	25
Ques Glover	0	2
Noah Locke	0	1

Point Distribution (%)

Freshmen	87	4.7%
Sophomores	700	37.7%
Juniors	1,067	57.6%
Seniors	---	---
TOTAL	1,854	

Technical Fouls

Opponents	5
Florida	11

Shot Clock Expired

Opponents	11
Florida	16

10-Second Violation

Opponents	1
Florida	0

First off the Bench

<i>Includes all if multiple players enter</i>	Season	Career
Osayi Osifo	8	8
Omar Payne	7	17
Ques Glover	6	14
Scottie Lewis	6	12
Tyree Appleby	4	4
Jason Jitoboh	2	5
Colin Castleton	2	2
Samson Ruzhentsev	2	2
Noah Locke	1	9
Anthony Duruji	1	1
Neils Lane	1	1
Keyontae Johnson	0	9
Tre Mann	0	9

Scored UF's First Points

	Season	Career
Tre Mann	8	8
Noah Locke	5	15
Tyree Appleby	3	3
Anthony Duruji	3	3
Keyontae Johnson	2	10
Colin Castleton	2	2
Scottie Lewis	1	4
Omar Payne	1	3

How UF's First Points Scored

3-Pointer	11
Jump Shot	7
Layup	5
Dunk	1
Free Throw	0

Old-Fashioned 3-Point Plays

<i>Ordered by most conversions</i>	Season	Career
Scottie Lewis	5-6	8-11
Colin Castleton	4-6	4-6
Tre Mann	3-4	5-7
Tyree Appleby	3-4	3-4
Keyontae Johnson	2-2	16-22
Noah Locke	1-2	3-4
Ques Glover	1-1	3-6
Neils Lane	1-1	1-1
Anthony Duruji	2-3	2-3
Osayi Osifo	0-1	0-1
Omar Payne	1-1	2-4
TOTALS	23-31	47-69
	.742	.681

4-Point Plays

<i>Ordered by most conversions</i>	Season	Career
Tyree Appleby	1-1	1-1
Noah Locke	0-0	1-1
Ques Glover	0-0	0-1
TOTALS	1-1	2-3

3-Pointer Streak - Team

Florida:	120 (at SC, 1/18/17)
Opponents:	731 (FAMU,12/4/99)

Players in Double Figures

Players	Games
1	0
2	5
3	5
4	10
5	4

Runs of 10-0 or Better

Run	Occurrences
10-0	0
11-0	2
12-0	1
13-0	4
14-0	1
15-0	0

Largest run: 14-0, vs. Ole Miss, 1/12/21

Lineups and Record

<i>(Listed by position 1-5; Ordered by most wins)</i>	
Appleby, Mann, Locke, Duruji, Castleton	4-2
Appleby, Mann, Locke, Duruji, Payne	3-1
Mann, Locke, Lewis, Johnson, Castleton	3-1
Mann, Locke, Lewis, Duruji, Castleton	2-1
Appleby, Mann, Locke, Castleton, Payne	2-2
Mann, Locke, Ruzhentsev, Duruji, Castleton	1-0
Appleby, Mann, Lewis, Duruji, Castleton	0-1
Appleby, Locke, Lewis, Duruji, Castleton	0-1



2020-21 MISCELLANEOUS STATS

Streaks

Streak stats below are consecutive team games; i.e., a player's streak starts over if he misses a game.

Games Played

Noah Locke 92, Tyree Appleby 25, Anthony Duruji 25, Colin Castleton 14, Scottie Lewis 13, Osayi Osifo 8, Tre Mann 4, Omar Payne 1

Starts

Noah Locke 17, Anthony Duruji 10, Colin Castleton 8, Tre Mann 4, Tyree Appleby 2

Games Scored

Noah Locke 29, Tyree Appleby 25, Anthony Duruji 24, Colin Castleton 13, Tre Mann 4, Osayi Osifo 3, Omar Payne 1

Games with a 3-Pointer

Tre Mann 4, Tyree Appleby 1, Noah Locke 1

Games with a Rebound

Anthony Duruji 24, Tyree Appleby 22, Colin Castleton 14, Noah Locke 7, Osayi Osifo 6, Scottie Lewis 5, Tre Mann 4, Omar Payne 1

Games with an Assist

Tyree Appleby 26, Tre Mann 3, Anthony Duruji 1, Osayi Osifo 1, Omar Payne 1

Consecutive Made Free Throws

	Active	Season High
Tyree Appleby	18	18
Colin Castleton	9	15
Keyontae Johnson	9	9
Ques Glover	8	8
Noah Locke	5	6
Omar Payne	5	5
Niels Lane	2	2
Anthony Duruji	1	5
Samson Ruzhentsev	1	3
Tre Mann	0	13
Scottie Lewis	0	8
Osayi Osifo	0	3
Jason Jitoboh	0	1

Scoring Margin

Largest Lead: 47, 86-39 vs. Stetson, 12/6/20

Largest Deficit: 25, 66-41 vs. Kentucky, 1/9/21

Largest Deficit Overcome: 12, 27-15 vs. Army, 12/2/20

Largest Lead Lost: 9, 23-14, at Florida State, 12/12/20

Largest Margin of Victory: 46, vs. Stetson, 12/6/20

Largest Margin of Defeat: 18, vs. Kentucky, 1/9/21

Situational Records

	2020-21	Under White
Scoring First	6-3	77-36
Leading at Half	10-3	99-256
Trailing at Half	4-7	20-45
Tied at Half	1-0	4-4
Leading with 5:00 Left	13-2	112-112
Trailing with 5:00 Left	1-8	9-60
Tied with 5:00 Left	1-0	2-3
In Overtime	1-0	6-4
In Double Overtime	0-0	2-0
When UF Outrebounds Opponent	12-3	69-24
When UF is Outrebounded	2-7	45-48
When Rebounds are the Same	1-0	8-3
When UF Commits More Turnovers	7-8	27-31
When UF Forces More Turnovers	6-2	84-41
When Turnovers are the Same	2-0	11-4
When UF Has More Free Throw Attempts	6-3	78-27
When Opponent Has More Free Throw Attempts	8-5	38-41
When Free Throw Attempts are the Same	1-2	7-7
When UF Shoots 45% or Better from the Field	12-2	76-10
When UF Shoots Less Than 45% from the Field	3-8	47-64
When Opponent Shoots 45% or Better from the Field	1-8	18-43
When Opponent Shoots Less Than 45% from the Field	14-2	105-32
When UF Shoots Same or Better Than Opponent from the Field	15-2	104-13
When Opponent Shoots Better Than UF from the Field	0-8	19-62
When UF Shoots 40% or Better from 3-Point Range	6-4	45-13
When UF Shoots Less Than 40% from 3-Point Range	9-6	76-61
When UF Shoots Better Than Opponent from 3-Point Range	12-5	83-18
When UF Shoots 75% or Better from the Line	8-5	51-29
When UF Shoots Less Than 75% from the Line	7-5	72-45
When UF Bench Equals or Outscores Opponent's	9-2	87-39
When Opponent Bench Outscores UF's	6-8	35-36
Following a UF win	8-7	71-52
Following a UF loss	6-3	48-22
When 3 or More Players Score in Double Figures	14-5	105-48
When 4 or More Players Score in Double Figures	10-4	61-19
When 5 or More Players Score in Double Figures	4-0	22-1
In White Uniforms	9-5	76-34
In Blue Uniforms	4-3	25-21
In Orange Uniforms	1-0	15-15
In Black Uniforms	1-2	7-5
In November	0-0	23-8
In December	4-1	21-12
In January	6-3	32-19
In February	3-2	28-18
In March	2-4	14-18
On Sunday	1-2	6-8
On Monday	0-0	3-1
On Tuesday	3-2	25-16
On Wednesday	3-2	22-11
On Thursday	2-0	16-0
On Friday	1-1	12-6
On Saturday	5-3	39-34



SINGLE-GAME INDIVIDUAL RECORDS

Points

Overall: 54, Tony Miller vs. Chicago State, Feb. 29, 1972
Home Court: 54, Tony Miller vs. Chicago State, Feb. 29, 1972
Opponent's Court: 39, Tony Miller vs. Auburn, Jan. 8, 1972
Half: 28, Tony Miller vs. Chicago State, Feb. 29, 1972
One Overtime Period (5 min.): 13, Craig Brown vs. Ole Miss, Feb. 2, 1991 (second of two OTs)
Losing Effort: 39, Andy Owens vs. Louisville, Dec. 20, 1969
Freshman: 38, Vernon Delancy vs. Alabama, Jan. 24, 1981
Sophomore: 40, Eugene McDowell vs. Biscayne, Dec. 21, 1982
Junior: 54, Tony Miller vs. Chicago State, Feb. 29, 1972
Senior: 41, Andy Owens vs. Mississippi State, Feb. 21, 1970; Joe Hobbs vs. Georgia, March 1, 1958
By Opponent: 53, Chris Jackson (LSU), Dec. 10, 1988

Field Goals

Made:
 21, Tony Miller vs. Chicago State (38 att.), Feb. 29, 1972
 19, Dick Tomlinson vs. Tampa, Dec. 11, 1963
 16, Andy Owens vs. Mississippi State (29 att.), Feb. 21, 1970
 16, Neal Walk vs. LSU (31 att.), Jan. 6, 1968
 16, Joe Hobbs vs. Georgia (36 att.), March 1, 1958

Made in Half:

11, Tony Miller vs. Chicago State, Feb. 9, 1972
 10, Tony Miller vs. Auburn, Feb. 12, 1972
 10, Neal Walk vs. LSU, Jan. 6, 1968
 10, Joe Hobbs vs. Rollins, Dec. 8, 1955

Attempted:

38, Tony Miller vs. Chicago State, (made 21), Feb. 29, 1972
 36, Joe Hobbs vs. Georgia, (made 16), March 1, 1958
 31, Neal Walk vs. Alabama, (made 14), Jan. 27, 1968
 29, Andy Owens vs. Mississippi State, (made 16), Feb. 21, 1970
 29, Neal Walk vs. Georgia, (made 14), March 1, 1969
 29, Harry Hamilton vs. Florida Southern, (made 14), Feb. 3, 1951

Percentage (minimum 6 attempts):

1.000, David Lee vs. Northeastern (12-12), Dec. 22, 2003
 1.000, Erik Murphy vs. Wisconsin (10-10), Nov. 14, 2012
 1.000, Joakim Noah vs. Savannah State (10-10), Jan. 18, 2006
 1.000, Randall Leath vs. Biscayne (10-10), Nov. 21, 1981
 1.000, Omar Payne vs. Auburn (9-9), Jan. 18, 2020
 1.000, Andrew Nembhard at Alabama (9-9), Feb. 16, 2019
 1.000, Marreese Speights vs. South Carolina (8-8), Jan. 23, 2008
 1.000, Devin Robinson vs. St. Bonaventure (6-6), Nov. 17, 2016
 1.000, Patric Young vs. Mississippi State (6-6), Jan. 26, 2013
 1.000, Jonathan Mitchell vs. Temple (6-6), Dec. 30, 2007
 .929, Eugene McDowell vs. Miss. State (13-14), Jan. 5, 1983
 .929, Reggie Hannah vs. Hofstra (13-14), Dec. 13, 1977

3-Pointers

Made:
 11, Michael Frazier II at South Carolina (18 att.), March 4, 2014
 9, Joe Lawrence vs. California (10 att.), Dec. 27, 1986
 8, KeVaughn Allen vs. Texas A&M (10 att.) Jan. 22, 2019
 8, Jalen Hudson vs. Gonzaga (12 att.), Nov. 24, 2017
 8, Kenny Boynton vs. Yale (10 att.), Jan. 6, 2013
 8, Greg Stolt vs. LSU (15 att.), March 4, 1999
 8, Jason Williams vs. Auburn (12 att.), Feb. 11, 1998

Attempted:

18, Michael Frazier II at South Carolina (11 made), March 4, 2014
 18, Anthony Roberson vs. Tennessee (5 made), Jan. 19, 2005
 16, Anthony Roberson vs. Alabama (7 made), March 12, 2004
 15, Noah Locke vs. South Carolina (5 made), Jan. 5, 2019
 15, Greg Stolt vs. LSU (8 made), March 4, 1999
 14, 3x, last by Kenny Boynton vs. Vanderbilt (6 made), Jan. 9, 2010

Percentage (minimum 10 attempts):

.900, Joe Lawrence vs. California (9-of-10), Dec. 27, 1986

Consecutive Games with a 3-pointer:

41, Michael Frazier II, Jan. 23, 2014 to Jan. 24, 2015
 39, Lee Humphrey, Nov. 14, 2006 to April 2, 2007
 34, Kenny Boynton, Feb. 1, 2011 to Jan. 14, 2012
 33, Brett Nelson, Dec. 2, 2000 to Dec. 2, 2001
 29, Craig Brown, Jan. 24, 1993 to Jan. 18, 1994
 28, Anthony Roberson, Nov. 27, 2004 to March 18, 2005
 24, Anthony Roberson, Dec. 22, 2003 to Nov. 23, 2004
 23, Dorian Finney-Smith, Nov. 16, 2015 to Feb. 9, 2016
 23, Matt Walsh, Dec. 20, 2003 to March 14, 2004
 22, Lee Humphrey, March 18, 2005 to Jan. 28, 2006

Free Throws

Made:
 19, Joakim Noah vs. Georgia (22 att.), March 1, 2006
 18, Neal Walk vs. LSU (21 att.), Feb. 5, 1968
 17, Ronnie Williams vs. Alabama, (21 att.), March 3, 1983
 17, Neal Walk vs. Miami (21 att.), Dec. 7, 1969
 16, Dan Cross vs. Kentucky (16 att.), Feb. 18, 1995
 16, Tom Barbee vs. Florida State (19 att.), Jan. 16, 1963
 16, Joe Hobbs vs. Miami (16 att.), Jan. 16, 1958

Attempted:

22, Joakim Noah vs. Georgia (made 19), March 1, 2006
 22, Reggie Hannah vs. Iowa State (made 15), Dec. 26, 1979
 21, Ronnie Williams vs. Alabama (made 17), March 3, 1983
 21, Neal Walk vs. Miami (made 17), Dec. 7, 1969
 21, Neal Walk vs. LSU (made 18), Feb. 15, 1968

Made Without a Miss:

16, Dan Cross vs. Kentucky, Feb. 18, 1995
 16, Joe Hobbs vs. Miami, Jan. 16, 1958
 14, Matt Walsh vs. Vanderbilt, Feb. 7, 2004
 14, Matt Walsh vs. Miami, Dec. 21, 2002
 14, Sonny Powell vs. Miss. State, Feb. 20, 1954

Half:

13, Scott Stewart vs. Tennessee, Jan. 24, 1993 (second half)
12, Keyontae Johnson vs. Arkansas, Feb. 19, 2020 (second half)
 12, Joe Hobbs vs. Miami, Jan. 16, 1958 (second half)

Rebounds

31, Neal Walk vs. Alabama, Jan. 27, 1968
 31, Jim Zinn vs. Ole Miss, Feb. 18, 1957
 30, Jim Zinn vs. Wofford, Dec. 5, 1955
 30, Lew Doss vs. Miss. State, Feb. 19, 1955
 29, Neal Walk vs. Kentucky, Dec. 4, 1967

Half:

22, Neal Walk vs. Florida State, Dec. 7, 1967

Assists

17, Jason Williams vs. Duquesne, Dec. 3, 1997
 16, Jerry Hoover vs. Alabama, March 6, 1971
 15, Steve Williams vs. Virginia Tech, Jan. 20, 1973
 14, Mike Leatherwood vs. Furman, Jan. 18, 1969
 14, Jerry Hoover vs. Auburn, Feb. 12, 1972
 14, Boyd Welsch vs. Furman, Jan. 18, 1969

Starts

Consecutive Games Started:
 128, Andrew DeClercq, 1991-94

Steals

8, Clifford Lett vs. Georgia, Jan. 7, 1989
 7, Dan Werner vs. Georgia, Feb. 9, 2008
 7, Brett Nelson vs. VMI, Dec. 28, 1999
 7, Eddie Shannon at LSU, Jan. 20, 1999
 7, Kenyan Weaks vs. Morehead State, Dec. 22, 1998
 7, Dan Cross vs. Georgia, Feb. 16, 1994
 7, Andrew DeClercq vs. Jacksonville, Dec. 8, 1992
 7, Stacey Poole vs. Wichita State, Dec. 7, 1991
 7, Hosie Grimsley vs. Tennessee, Jan. 17, 1990

Blocked Shots

9, Dwayne Davis vs. New Orleans, Dec. 27, 1989
8, Colin Castleton vs. Ole Miss, Jan. 12, 2021
 7, 7x, last by Colin Castleton vs. South Carolina, Feb. 3, 2021

Minutes Played

55, Richard Glasper vs. Tennessee, March 4, 1978 (3 OT)
 53, Larry Brewster vs. Tennessee, March 4, 1978 (3 OT)
 50, Reggie Hannah vs. Vanderbilt, Feb. 6, 1978 (2 OT)
 49, Ronnie Williams vs. Vanderbilt, March 3, 1982 (2 OT)
 48, 3x, last by Justin Hamilton vs. Miami, Dec. 21, 2002 (2OT)



SINGLE-GAME TEAM RECORDS

Points

Overall: 131 vs. New Hampshire, 131-72, Nov. 29, 1999
Home Court: 131 vs. New Hampshire, 131-72, Nov. 29, 1999
Opponent's Court: 115 vs. Hawaii, 115-83, Dec. 29, 1986 at Honolulu, Hawaii, Hawaii Rainbow Classic
Neutral Court: 112 vs. Jackson State, 112-69, March 16, 2007, at Jacksonville, Fla., NCAA Tournament 1st Round
First Half: 67 vs. Chicago State, 67-28, Feb. 29, 1972
Second Half: 71 vs. Jackson State, 71-34, March 16, 2007
Losing Effort: 101 vs. LSU, 111-101, Dec. 10, 1988
By Opponent: 116, Tennessee, 116-73, Jan. 11, 1979 at Tennessee; 116, Duke, 116-86, Dec. 9, 1998 at Duke
Both Teams: 216, vs. Gonzaga (at Portland, Ore.), 111-105, Nov. 24, 2017
Fewest Points Scored Since 1938: 18, 3x, last vs. Alabama, Dec. 15, 1946
Fewest Points Allowed Since 1938: 15 vs. Georgia, Jan. 13, 1939
Fewest Points Scored in a Half Since 1966: 10 vs. Florida State, Dec. 7, 1966
Fewest Points Allowed in a Half Since 1966: 6 vs. Florida State, Dec. 7, 1966
Fewest Points Scored Since 1986: 40 vs. Georgetown, Feb. 10, 1990
Fewest Points Allowed Since 1986: 27 vs. Southern, Nov. 28, 2006
Fewest Points Allowed in a Half Since 1986: 9 vs. Alabama State, Nov. 11, 2012
Fewest Points Allowed vs. SEC Team Since 1950: 36, 2x, vs. Texas A&M, Feb. 1, 2014; vs. South Carolina, Jan. 30, 2013

Field Goals

Made:
 50 vs. NW Missouri State, Dec. 9, 1974
 49 vs. St. Thomas, Dec. 20, 1985
 49 vs. South Florida, Dec. 4, 1971
 48 vs. Chicago St., Feb. 29, 1972
 47 vs. Miami, Jan. 9, 1964

Fewest Made:

13 vs. Georgia Southern, Dec. 15, 2007
 13 vs. Virginia Tech, Dec. 29, 1969
 14, vs. Florida State, Nov. 10, 2019
 14 vs. Georgetown, Feb. 10, 1990
 15, at Auburn, Jan. 20, 2011
 15 vs. Tennessee, Jan. 25, 1997
 15 vs. Vanderbilt, Feb. 3, 1968

Attempted:

113 vs. South Florida, Dec. 4, 1971
 104 vs. LSU, Feb. 12, 1969
 95 vs. Jacksonville, Dec. 1, 1967
 94 vs. LSU, Dec. 18, 1970
 90 vs. Chicago St., Feb. 29, 1972
 90 vs. Auburn, Feb. 12, 1972

Fewest Attempted:

31 vs. Jacksonville, Feb. 18, 1980
 33 vs. Ole Miss, Feb. 24, 1984
 34, vs. Bulter, March 23, 2007
 34 vs. Ole Miss, Jan. 16, 1982
 34 vs. Auburn, March 4, 1981

Percentage:

.746 (44-59) vs. Missouri Western, Dec. 20, 1980
 .696 (32-46) vs. Providence, Dec. 16, 1978
 .690 (29-42) vs. Auburn, Jan. 13, 1961
 .686 (24-35) vs. Ole Miss, Feb. 13, 1982
 .682 (30-44) vs. Ole Miss, Feb. 26, 1983

Worst Percentage:

.245 vs. Virginia Tech, Dec. 29, 1969
 .255 (13-51) vs. Georgia Southern, Dec. 15, 2007
 .280 (14-50) vs. Florida State, Nov. 10, 2019
 .283 (15-53) at Auburn, Nov. 20, 2011
 .286 (18-63) vs. Alabama, Feb. 13, 2016

3-Pointers

Made:

19 at LSU, Jan. 25, 2017
 18 vs. Texas A&M, Jan. 22, 2019
 18 vs. Robert Morris, Dec. 30, 1996
 17 at Texas A&M, Jan. 2, 2018
 17 vs. Gonzaga, Nov. 24, 2017
 17 vs. LSU, March 4, 1999
 17 vs. South Carolina, Feb. 24, 1999
 17 vs. Coastal Carolina, Nov. 30, 1998
 17 at Arkansas, Jan. 14, 1998
 16 vs. North Florida, Nov. 27, 2018
 16 vs. Little Rock, Dec. 21, 2017
 16 at North Florida, March 15, 2016
 16 vs. New Hampshire, Nov. 28, 2001

Fewest Made:

0 at South Carolina, Jan. 18, 2017
 0 vs. Kentucky, Jan. 11, 1992
 0 vs. Charleston Southern, Dec. 4, 1991
 0 vs. Ole Miss, Jan. 2, 1990
 0 vs. Ole Miss, Feb. 5, 1989
 0 vs. Tennessee, Jan. 23, 1988
 0 vs. Georgia Tech, Nov. 23, 1987

Most in a Half:

12 at North Florida, March 15, 2016
 12 vs. Vanderbilt, Jan. 25, 2009
 11 vs. Texas A&M, Jan. 22, 2017
 11 at LSU, Jan. 25, 2017
 11 vs. South Carolina, Feb. 24, 1999
 11 vs. Jacksonville, Feb. 3, 1997

Attempted:

39 vs. Duquesne, Dec. 3, 1997
 37 vs. Texas A&M, Jan. 22, 2019
 36 vs. Incarnate Word, Dec. 22, 2017
 36 vs. Gonzaga, Nov. 24, 2017
 36 vs. FAMU, Dec. 17, 2006
 36 vs. Alabama, March 12, 2004
 36 vs. LSU, March 4, 1999
 36 vs. UAB, Dec. 27, 1997

Fewest Attempted:

1 vs. Florida State, Dec. 1, 1989
 2 vs. Georgia Tech, Nov. 23, 1987
 2 vs. Ole Miss, Jan. 2, 1990
 3 vs. Ole Miss, Feb. 5, 1989
 4 vs. Tennessee, Jan. 17, 1987
 4 vs. Kentucky, Feb. 18, 1995
 4 vs. South Carolina, Jan. 8, 1992

Percentage (min. 10 attempts):

.800 (8-10) vs. Hawaii, Dec. 29, 1986
 .769 (10-13) vs. Western Carolina, Dec. 2, 1986
 .727 (8-11) vs. Georgia, Jan. 6, 1990
 .714 (10-14) vs. California, Dec. 27, 1986
 .700 (7-10) vs. Ohio State, Dec. 16, 1987

Percentage (min. 20 attempts):

.682 (15-22) vs. Stanford, Nov. 23, 2017
 .607 (17-28) at Texas A&M, Jan. 2, 2018
 .600 (12-20) vs. West Virginia, Jan. 30, 2016
 .600 (12-20) at Ole Miss, Jan. 24, 2015
 .600 (12-20) vs. Jacksonville, Dec. 4, 2009
 .600 (15-25) vs. Vanderbilt, Jan. 25, 2009

Percentage (min. 30 attempts):

.576 (19-33) at LSU, Jan. 25, 2017
 .567 (17-30) vs. Coastal Carolina, Nov. 30, 1998
 .516 (16-31) vs. Little Rock, Dec. 21, 2016
 .514 (18-35) vs. Robert Morris, Dec. 30, 1996
 .500 (16-32) at North Florida, March 15, 2016
 .500 (15-30) vs. Auburn, Feb. 16, 2013

Free Throws

Made:

46 vs. Florida State, Dec. 6, 1962
 40 vs. Morehead State, Dec. 22, 1998
 40 vs. Mississippi State, Feb. 26, 1972
 40 vs. Miami, Jan. 10, 1957
 40 vs. Tulane, Jan. 7, 1955

Attempted:

56 vs. St. Joseph's, Dec. 19, 1956
 54 vs. Mississippi State, Feb. 26, 1972
 53 vs. Florida State, Dec. 6, 1962
 53 vs. Tulane, Jan. 16, 1953
 50 vs. Morehead State, Dec. 22, 1998
 50 vs. Auburn, Jan. 8, 1993

Most Made Without a Miss:

27 at Tennessee, Jan. 8, 1994
 17 vs. South Carolina, Jan. 5, 1997
14 at Arkansas, Feb. 16, 2021
 14 vs. Alabama, Feb. 8, 2003
 12 at Auburn, Feb. 5, 2019
 11 vs. Kentucky, March 4, 2012
 10 vs. South Carolina, Jan. 25, 2006
 10 vs. Mississippi State, March 11, 2005

Rebounds

79 vs. South Florida, Dec. 4, 1971
 77 vs. LSU, Feb. 10, 1968
 77 vs. Kentucky, Jan. 13, 1968
 72 vs. LSU, Feb. 11, 1967
 72 vs. Kentucky, Jan. 14, 1967

Offensive Rebounds:

26 vs. Louisville, Dec. 29, 1993
 25 vs. Arkansas, Feb. 28, 1995
 25 vs. Ole Miss, March 11, 1993
 25 vs. Vanderbilt, Jan. 25, 1989
 24 vs. Jackson State, March 16, 2007
 24 vs. Vanderbilt, March 6, 1988



SINGLE-GAME & O'CONNELL CENTER RECORDS

Defensive Rebounds:

- 40 vs. Richmond, Dec. 1, 2015
- 40 vs. Texas A&M, Feb. 1, 2014
- 40 vs. Eastern Kentucky, Dec. 22, 2004
- 40 vs. FAMU, Dec. 2, 2003
- 40 vs. Miami, Dec. 19, 1988

Fouls

- 37 vs. Florida Southern, Dec. 20, 1979
- 35 vs. Kentucky, Jan. 10, 1990
- 34 vs. LSU, Jan. 5, 1976
- 33 vs. Alabama, March 3, 1983
- 33 vs. Florida State, Jan. 26, 1981
- 33 vs. Mississippi State, Feb. 26, 1972

Assists

- 37 vs. Chicago State, Feb. 29, 1972
- 36 vs. Virginia Tech, Jan. 20, 1973
- 34 vs. Miami, Feb. 21, 1987
- 34 vs. SMU, Dec. 4, 1986
- 33 vs. Pennsylvania, Dec. 28, 1974
- 33 vs. Valdosta State, Dec. 1, 1972
- 32 vs. Eastern Illinois, Nov. 21, 2002

Blocked Shots

- 14 vs. Eastern Illinois, Nov. 21, 2002
- 13 vs. New Orleans, Dec. 27, 1989
- 12, 6x, last vs. South Carolina, Feb. 3, 2021**
- 11, 6x, last vs. Miami, Nov. 27, 2016

Steals

- 25 vs. Morehead State, Dec. 22, 1998
- 24 vs. Central Florida, Nov. 22, 1996
- 23 vs. LSU, Jan. 20, 1999
- 22 vs. VMI, Dec. 28, 1999
- 21 vs. Tennessee, Jan. 17, 1990

Turnovers

Forced:

- 37 vs. Central Florida, Nov. 22, 1996
- 36 vs. St. Thomas, Dec. 20, 1984
- 33 vs. VMI, Dec. 28, 1999
- 33 vs. Florida A&M, Dec. 4, 1999
- 33 vs. Morehead State, Dec. 22, 1998
- 33 vs. Bethune-Cookman, Nov. 23, 1998
- 33 vs. Biscayne, Dec. 4, 1979

Committed:

- 38 vs. Biscayne, Dec. 4, 1979
- 34 vs. Georgia Tech, Jan. 2, 1974
- 32 vs. UNC Charlotte, Dec. 7, 1990
- 30 vs. Bethune-Cookman, Nov. 23, 1998
- 30 vs. Kentucky, Feb. 15, 1997
- 30 vs. LSU, Feb. 1, 1983
- 30 vs. Kentucky, Feb. 4, 1978

O'CONNELL CENTER INDIVIDUAL RECORDS (UF AND OPPONENT)

Scoring

53	Chris Jackson	LSU	12/10/88
43	Charles Bradley	South Florida vs. FSU*	12/10/82
40	Eugene McDowell	vs. Biscayne	12/21/82
39	Chuck Person	Auburn	2/6/85
38	Vernon Delancy	vs. Alabama	2/24/81
37	Joakim Noah	vs. Georgia	3/1/06
34	Egor Koulechov	vs. Gardner-Webb	11/13/17
34	Buck Johnson	Alabama	2/26/86
33	Jalen Hudson	vs. LSU	3/6/19
33	Devan Downey	South Carolina	2/3/09
33	Greg Stolt	vs. South Florida	12/10/96
33	Keenan Carpenter	Auburn	2/15/89
33	Jose Vargas	LSU	12/16/86
32	Scotty Pippen Jr.	Vanderbilt	1/27/21
32	KeVaughn Allen	vs. Florida State	12/29/15
32	Nick Calathes	vs. North Carolina State	1/3/09
32	Sundiata Gaines	Georgia	2/09/08
32	Dionte Christmas	Temple	12/30/07
32	Andrew Moten	vs. LSU	12/16/86
32	Andrew Moten	vs. Alabama	2/26/86
32	Willie Jones	Vanderbilt	2/24/82

*Florida Four Tournament

Rebounding

21	Eugene McDowell	vs. Georgia	1/6/82
20	Andrew DeClercq	vs. Kentucky	1/18/94
19	Shaquille O'Neal	LSU	2/27/91
18	Kenneth Faried	Morehead State	11/21/10
18	Al Horford	vs. Alabama	2/5/05
18	Mike Miller	vs. Kentucky	2/8/00
18	Corey Allen	Tennessee	2/27/93
18	Dwayne Davis	vs. Miami	12/19/88
18	Tito Horford	Miami	2/21/87
18	Jose Vargas	LSU	12/16/86
18	Ronnie Williams	vs. St. Leo	2/8/84
17	Ben Simmons	LSU	1/9/16
17	Melven Jones	vs. Alabama	1/28/87
17	Charles Barkley	Auburn	2/6/82
17	Ronnie Williams	vs. Florida State	1/26/81
17	Elvis Rolle	Florida State	1/26/81



O'CONNELL CENTER RECORDS

Individual

	Florida	Opponents
Points:	40, Eugene McDowell vs. Biscayne, Dec. 21, 1982	53, Chris Jackson for LSU, Dec. 10, 1988
Field Goals:	15, Eugene McDowell vs. Biscayne, Dec. 21, 1982 Vernon Delancy vs. Alabama, Jan. 24, 1981	18, Chuck Person for Auburn, Feb. 6, 1985
Field Goal Att.:	26, Anthony Roberson vs. Tennessee, Jan. 19, 2005	33, Chuck Person for Auburn, Feb. 6, 1985
Field Goal Pct. (min. 6):	1.000, David Lee vs. Northeastern (12-12), Dec. 22, 2003 Erik Murphy vs. Wisconsin (10-10), Nov. 14, 2012 Joakim Noah vs. Savannah State (10-10), Jan. 18, 2006 Randall Leath vs. Biscayne (10-10), Nov. 28, 1981 Omar Payne vs. Auburn (9-9), Jan. 18, 2020 Marreese Speights vs. Tennessee (8-8), Mar. 5, 2008	1.000, Donta Hall for Alabama (7-7), Feb. 3, 2018 Boris Bojanovsky for Florida State (6-6), Nov. 29, 2013
3-Pt. FG:	8, Jason Williams vs. Auburn, Feb. 11, 1998	9, Terrence Woods for Florida A&M, Dec. 2, 2003
3-Pt. FG Pct (min. 5):	1.000 Matt Walsh vs. Bethune Cookman (7-7), Dec. 28, 2002 Walter Hodge vs. Stetson (5-5), Dec. 20, 2006	1.000, Radenko Dobras for South Florida, (5-5), Dec. 15, 1991 John Caylor for Auburn, (5-5), Feb. 6, 1988
Free Throws:	19, Joakim Noah vs. Georgia, March 1, 2006	16, Chris Jackson for LSU, Dec. 10, 1988
FT Attempts:	22, Joakim Noah vs. Georgia, March 1, 2006	17, Shaquille O'Neal for LSU, Feb. 5, 1992 Chris Jackson for LSU, Dec. 10, 1988
FT Pct (min. 10):	1.000, Jason Williams vs. Tennessee (12-12), Jan. 3, 1998 Teddy Dupay vs. Jacksonville (10-10), Dec. 12, 1998 Joe Lawrence vs. LSU (10-10), Feb. 1, 1984	1.000, Tyrone Beaman for Tennessee (12-12), Feb. 18, 1984 Cameron Thomas for LSU (11-11), Jan. 2, 2021 Sindarius Thornwell for South Carolina (11-11), Feb. 21, 2017 Litterial Green for Georgia (10-10), Feb. 29, 1992
Rebounds:	21, Eugene McDowell vs. Georgia, Jan. 6, 1982	19, Shaquille O'Neal for LSU, Feb. 27, 1991
Assists:	17, Jason Williams vs. Duquesne, Dec. 3, 1997	13, Roderick Barnes for Ole Miss, Feb. 12, 1986
Blocked Shots:	8, Colin Castleton vs. Ole Miss, Jan. 12, 2021	7, Jarvis Varnado for Mississippi State, March 1, 2008 Tim Duncan for Wake Forest, Dec. 9, 1995
Steals:	7, Dan Werner vs. Georgia, Feb. 9, 2008 Brett Nelson vs. VMI, Dec. 28, 1999 Kenyan Weaks vs. Morehead State, Dec. 22, 1998 Jason Williams vs. Mississippi State, Feb. 4, 1998 Dan Cross vs. Georgia, Feb. 16, 1994 Andrew DeClercq vs. Jacksonville, Dec. 8, 1992 Hosie Grimsley vs. Tennessee, Jan. 17, 1990	7, Tony Williams for Florida State vs. South Florida, Dec. 10, 1982, Florida Four Tournament
Minutes:	46, Vernon Delancy vs. Tennessee, Feb. 18, 1984	46, Kira Lewis Jr. for Alabama, Jan. 4, 2020

Team

	Florida	Opponents
Points:	131 vs. New Hampshire, Nov. 29, 1999	111 by LSU, Dec. 10, 1988
Points (Half):	70 vs. Coastal Carolina, Nov. 30, 1998	58 by Georgia, Feb. 22, 1995
Margin of Victory:	75 vs. Florida A&M, 125-50, Dec. 10, 2000	31 by Kentucky, 94-63, Feb. 24, 1996
Field Goals:	46 vs. Stetson, Dec. 6, 2020 vs. New Hampshire, Nov. 29, 1999 vs. Western Carolina, Dec. 2, 1986	40 by Kentucky, Jan. 29, 1997
Field Goal Att.:	83 vs. FAU, Nov. 27, 2000	80 by LSU, Jan. 3, 1981
FG Pct:	.660 vs. Bethune-Cookman, 35-53, Dec. 9, 2005	.649 by Ole Miss, 24-37, Feb. 13, 1982
3-Pt. FG:	17 vs. South Carolina, Feb. 24, 1999 vs. Coastal Carolina, Nov. 30, 1998	15 by Florida A&M, Dec. 2, 2003
3-Pt. FG Att.:	39 vs. Duquesne, Dec. 3, 1997	38 by Florida A&M, Dec. 2, 2003
3-Pt. FG Pct (min. 10):	.769 vs. Western Carolina, (10-13), Dec. 2, 1986	.700 by Kentucky, (7-10), March 1, 2016
Free Throws:	40 vs. Morehead State, Dec. 22, 1998	34 by Florida State, Jan. 26, 1981
FT Attempts:	50 vs. Morehead State, Dec. 22, 1998 vs. Auburn, Jan. 8, 1983	47 by Florida State, Jan. 26, 1981
FT Pct (min. 10):	1.000 vs. South Carolina, (16-16), Jan. 15, 1997 vs. Alabama, (14-14), Feb. 8, 2003	.938 by Baylor, (15-16), Jan. 25, 2020
Rebounds:	59 vs. Florida A&M, Dec. 2, 2003	58 by LSU, Feb. 5, 1992
Assists:	34 vs. Miami, Feb. 21, 1987	26 by Mississippi State, Dec. 6, 1980
Turnovers:	30 vs. Bethune-Cookman, Nov. 23, 1998 vs. LSU, Feb. 1, 1983	37 by Central Florida, Nov. 22, 1996
Blocked Shots:	14 vs. Eastern Illinois, Nov. 21, 2002	10 by Maryland, Dec. 10, 2003
Steals:	25 vs. Morehead State, Dec. 22, 1998	19 by Kentucky, Feb. 18, 1998
Personal Fouls:	33 vs. Florida State, Jan. 26, 1981	35 by Central Florida, Nov. 18, 1997



CAREER RECORDS

Games Played

1. Walter Hodge	2005-09	151
2. Patric Young	2010-14	150
3. Kenny Boynton	2009-13	145
4. Erving Walker	2008-12	144
5. Scottie Wilbekin	2010-14	143
6. KeVaughn Allen	2015-19	142
Chandler Parsons	2007-11	142
Alex Tyus	2007-11	142
9. Chris Richard	2003-07	141
Dan Werner	2006-10	141

Active Leader:

Jason Jitoboh	2019-present	33
---------------	--------------	----

Games Started

1. Kenny Boynton	2009-13	142
2. KeVaughn Allen	2015-19	133
3. Andrew DeClercq	1991-95	128
4. Udonis Haslem	1998-2002	125
5. Andrew Moten	1983-87	124
6. Eugene McDowell	1981-85	117
7. Erving Walker	2008-12	113
8. Dwayne Schintzius	1986-90	110
9. Ronnie Williams	1980-84	109
10. Patric Young	2010-14	107
Eddie Shannon	1995-99	107

Active Leader:

Colin Castleton	2020-present	21
-----------------	--------------	----

Minutes

Since 1975

1. Kenny Boynton	2009-13	4,673
2. Erving Walker	2008-12	4,358
3. KeVaughn Allen	2015-19	4,177
4. Eugene McDowell	1981-85	4,100
5. Chandler Parsons	2007-11	3,964
6. Andrew Moten	1983-87	3,930
7. Ronnie Williams	1980-84	3,898
8. Eddie Shannon	1995-99	3,676
9. Patric Young	2010-14	3,644
10. Kasey Hill	2013-17	3,602

Active Leader:

Tyree Appleby	2020-present	713
---------------	--------------	-----

Minutes Per Game

Since 1975/Min. 50 Games

1. Ronnie Williams	1980-84	35.43
2. Eugene McDowell	1981-85	35.04
3. Richard Glasper	1976-78	33.15
4. Andrew Nembhard	2018-20	33.04
5. Nick Calathes	2007-09	32.97
6. Vernon Delancy	1980-84	32.39
7. Kenny Boynton	2009-13	32.23
8. Mike Moses	1980-82	31.72
9. Eddie Shannon	1995-99	31.68
10. Dwayne Schintzius	1986-90	31.59

Active Leader:

Tyree Appleby	2020-present	28.52
---------------	--------------	-------

Points

1. Ronnie Williams	1980-84	2,090
2. Kenny Boynton	2009-13	2,033
3. Andrew Moten	1983-87	1,930
4. Udonis Haslem	1998-2002	1,781
5. Erving Walker	2008-12	1,777
6. KeVaughn Allen	2015-19	1,723
7. Stacey Poole	1989-93	1,678
8. Dwayne Schintzius	1986-90	1,624
9. Neal Walk	1966-69	1,600
10. Gene Shy	1972-76	1,573

Active Leader:

Colin Castleton	2020-present	297
-----------------	--------------	-----

Scoring Average

1. Neal Walk	1966-69	20.8
2. Joe Hobbs	1955-58	19.6
3. Tony Miller	1970-73	19.5
4. Andy Owens	1967-70	19.0
Ronnie Williams	1980-84	19.0
6. Bob Emrick	1953-57	17.0
7. Vernon Maxwell	1984-86	16.6
8. Chip Williams	1972-75	16.4
9. Nick Calathes	2007-09	16.3
10. Anthony Roberson	2002-05	15.8

Active Leader:

Colin Castleton	2020-present	12.4
-----------------	--------------	------

Rebounds

1. Neal Walk	1966-69	1,181
2. Eugene McDowell	1981-85	1,063
3. Andrew DeClercq	1991-95	958
4. Ronnie Williams	1980-84	954
5. Dwayne Davis	1987-91	921
6. Al Horford	2004-07	869
David Lee	2001-05	869
Bob Emrick	1953-57	869
9. Chandler Parsons	2007-11	859
10. Gary Keller	1964-67	855

Active Leader:

Colin Castleton	2020-present	153
-----------------	--------------	-----

Rebounds Per Game

1. Neal Walk	1966-69	15.3
2. Cliff Luyk	1958-62	14.1
3. Jim Zinn	1955-58	12.7
4. Rick Casares	1950-53	11.4
5. Gary Keller	1964-67	11.3
6. Chip Williams	1972-75	10.2
7. Bob Emrick	1953-57	9.5
8. Eugene McDowell	1981-85	9.1
9. Bob Sherwood	1956-60	9.0
10. Reggie Hannah	1977-80	8.9

Active Leader:

Colin Castleton	2020-present	6.4
-----------------	--------------	-----

Offensive Rebounds

Since 1986-87

1. Dwayne Davis	1987-91	377
2. Andrew DeClercq	1991-95	353
3. Patric Young	2010-14	345
4. Kevarrius Hayes	2015-19	290
5. Udonis Haslem	1998-2002	287
6. David Lee	2001-05	285
7. Chandler Parsons	2007-11	270
8. Matt Bonner	1999-2003	267
9. Dorian Finney-Smith	2013-16	265
10. Al Horford	2004-07	254

Active Leader:

Colin Castleton	2020-present	59
-----------------	--------------	----

Defensive Rebounds

Since 1986-87

1. Al Horford	2004-07	610
2. Andrew DeClercq	1991-95	605
3. Dwayne Schintzius	1986-90	596
4. Chandler Parsons	2007-11	589
5. David Lee	2001-05	584
6. Udonis Haslem	1998-2002	544
Dwayne Davis	1987-91	544
8. Alex Tyus	2007-11	523
9. Matt Bonner	1999-2003	511
10. Patric Young	2010-14	504

Active Leader:

Colin Castleton	2020-present	94
-----------------	--------------	----

Double-Doubles

(Since 1977)

1. Eugene McDowell	1981-85	43
2. Ronnie Williams	1980-84	40
3. Bob Smyth	1975-77	33
4. Dwayne Davis	1987-91	31
Chip Williams	1972-75	31
6. Reggie Hannah	1977-80	29
7. Al Horford	2004-07	28
8. Udonis Haslem	1998-2002	25
9. Andrew DeClercq	1991-95	23
10. David Lee	2001-05	22

Active Leader:

Colin Castleton	2020-present	3
-----------------	--------------	---

Field Goal Percentage

(Min. 500 Attempts)

1. Dwayne Davis	1987-91	572-892	.641
2. Joakim Noah	2004-07	405-663	.611
3. Vernon Macklin	2009-11	347-579	.599
4. Eugene McDowell	1981-85	642-1,075	.597
5. Al Horford	2004-07	426-725	.588
6. Ronnie Williams	1980-84	772-1,319	.585
7. Udonis Haslem	1998-2002	633-1,084	.584
8. David Lee	2001-05	543-935	.581
9. Patric Young	2010-14	536-929	.577
10. Casey Prather	2010-14	308-541	.569

Active Leader:

Colin Castleton	2020-present	111-186	.597
-----------------	--------------	---------	------

Field Goals Made

1. Ronnie Williams	1980-84	772
2. Stacey Poole	1989-93	730
3. Andrew Moten	1983-87	711
4. Dwayne Schintzius	1986-90	695
5. Kenny Boynton	2009-13	666
6. Eugene McDowell	1981-85	642
7. Gene Shy	1972-76	639
8. Udonis Haslem	1998-2002	633
9. Matt Bonner	1999-2003	580
10. Dwayne Davis	1987-91	572
Neal Walk	1966-69	572

Active Leader:

Colin Castleton	2020-present	111
-----------------	--------------	-----

Field Goals Attempted

1. Kenny Boynton	2009-13	1,671
2. Stacey Poole	1989-93	1,578
3. Andrew Moten	1983-87	1,572
4. Gene Shy	1972-76	1,415
5. Dwayne Schintzius	1986-90	1,407
6. KeVaughn Allen	2015-19	1,397
7. Erving Walker	2008-12	1,345
8. Bob Emrick	1953-57	1,324
9. Ronnie Williams	1980-84	1,319
10. Joe Hobbs	1955-58	1,293

Active Leader:

Tyree Appleby	2020-present	201
---------------	--------------	-----

3-Pt Field Goal Percentage

(Min. 200 Attempts)

1. Lee Humphrey	2003-07	288-649	.444
2. Erik Murphy	2009-13	143-329	.435
3. Michael Frazier II	2012-15	227-525	.432
4. Kenyan Weaks	1996-2000	198-464	.427
5. Greg Stolt	1995-99	243-578	.420
6. Craig Brown	1990-94	186-455	.409
7. Dan Cross	1991-95	132-323	.409
8. Noah Locke	2018-21	217-538	.403
9. Brett Nelson	1999-2003	274-689	.398
10. Matt Walsh	2002-05	192-483	.398

Active Leader:

Tyree Appleby	2020-present	29-83	.349
---------------	--------------	-------	------



CAREER RECORDS

3-Point Field Goals Made

1. Kenny Boynton	2009-13	333
2. Lee Humphrey	2003-07	288
3. Erving Walker	2008-12	285
4. Brett Nelson	1999-2003	274
5. Anthony Roberson	2002-05	267
6. KeVaughn Allen	2015-19	250
7. Greg Stolt	1995-99	243
8. Michael Frazier II	2012-15	227
9. Noah Locke	2018-21	217
10. Kenyan Weaks	1996-2000	198

Active Leader:

Tyree Appleby	2020-present	29
---------------	--------------	----

3-Point Field Goals Attempted

1. Kenny Boynton	2009-13	978
2. Erving Walker	2008-12	755
3. KeVaughn Allen	2015-19	743
4. Brett Nelson	1999-2003	689
5. Anthony Roberson	2002-05	665
6. Lee Humphrey	2003-07	649
7. Greg Stolt	1995-99	578
8. Noah Locke	2018-21	538
9. Michael Frazier II	2012-15	525
10. Teddy Dupay	1998-2001	496

Active Leader:

Tyree Appleby	2020-present	83
---------------	--------------	----

Free Throw Percentage

(Min. 140 Attempts)

1. KeVaughn Allen	2015-19	361-411	.878
2. Anthony Roberson	2002-05	210-243	.864
3. Taurean Green	2004-07	350-409	.856
4. Michael Frazier II	2012-15	135-158	.854
5. Joe Hobbs	1955-59	241-286	.843
6. Bruno Caldwell	1972-75	172-205	.839
7. Brooks Henderson	1962-65	337-406	.830
8. Scott Stewart	1989-93	121-146	.829
9. Brett Nelson	1999-2003	189-229	.825
10. Andy Owens	1967-70	345-426	.810

Active Leader:

Tyree Appleby	2020-present	87-105	.829
---------------	--------------	--------	------

Free Throws Made

1. Ronnie Williams	1980-84	546
2. Udonis Haslem	1998-2002	515
3. Bob Emrick	1953-57	514
4. Sonny Powell	1951-55	487
5. Neal Walk	1966-69	456
6. Andrew Moten	1983-87	447
7. Erving Walker	2008-12	438
8. Dan Cross	1991-95	411
9. Kenny Boynton	2009-13	368
10. KeVaughn Allen	2015-19	361

Active Leader:

Tyree Appleby	2020-present	87
---------------	--------------	----

Free Throws Attempted

1. Ronnie Williams	1980-84	785
2. Udonis Haslem	1998-2002	773
3. Bob Emrick	1953-57	673
4. Sonny Powell	1951-55	625
5. Neal Walk	1966-69	619
6. Andrew Moten	1983-87	605
7. Erving Walker	2008-12	552
8. Dan Cross	1991-95	525
9. Livingston Chatman	1987-91	521
10. David Lee	2001-05	514

Active Leader:

Tyree Appleby	2020-present	105
---------------	--------------	-----

Assists

(Since 1967-68)

1. Chris Chiozza	2014-18	571
2. Erving Walker	2008-12	547
3. Kasey Hill	2013-17	530
4. Ronnie Montgomery	1984-88	503
5. Eddie Shannon	1995-99	493
6. Nick Calathes	2007-09	452
7. Vernon Delancy	1980-84	427
8. Greg Williams	1993-97	423
9. Scottie Wilbekin	2010-14	419
10. Andrew Moten	1983-87	411

Active Leader:

Tyree Appleby	2020-present	82
---------------	--------------	----

Assists per Game

(Min. 50 Games, Since 1967-68)

1. Nick Calathes	2007-09	6.28
2. Andrew Nembhard	2018-20	5.48
3. Richard Gasper	1976-78	4.26
4. Eddie Shannon	1995-99	4.25
5. Vernon Delancy	1980-84	4.18
6. Mike Leatherwood	1967-69	4.03
7. Jerry Hoover	1969-72	4.00
8. Mike Moses	1980-82	3.96
9. Kasey Hill	2013-17	3.87
Ronnie Montgomery	1984-88	3.87

Active Leader:

Tyree Appleby	2020-present	3.28
---------------	--------------	------

Blocked Shots

(Since 1975-76)

1. Dwayne Schintzius	1986-90	272
2. Kevarrius Hayes	2015-19	214
3. Al Horford	2004-07	189
4. Joakim Noah	2004-07	186
5. Andrew DeClercq	1991-95	176
6. Patric Young	2010-14	160
Dwayne Davis	1987-91	160
8. Eugene McDowell	1981-85	150
9. Udonis Haslem	1998-2002	120
10. Alex Tyus	2007-11	115

Active Leader:

Colin Castleton	2020-present	54
-----------------	--------------	----

Blocked Shots Per Game

(Min. 50 Games, Since 1975-76)

1. Dwayne Schintzius	1986-90	2.47
2. Al Horford	2004-07	1.73
3. Joakim Noah	2004-07	1.72
4. Kevarrius Hayes	2015-19	1.53
5. John Egbunu	2015-17	1.45
6. Andrew DeClercq	1991-95	1.38
7. Dwayne Davis	1987-91	1.29
8. Eugene McDowell	1981-85	1.28
9. Omar Payne	2019-21	1.17
10. Scottie Lewis	2019-21	1.14

Active Leader:

Colin Castleton	2020-present	2.25
-----------------	--------------	------

Steals

(Since 1973-74)

1. Eddie Shannon	1995-99	204
2. Brett Nelson	1999-2003	198
Dan Cross	1991-95	198
4. Chris Chiozza	2014-18	191
5. Kasey Hill	2013-17	182
6. Dwayne Davis	1987-91	178
7. Corey Brewer	2004-07	176
8. KeVaughn Allen	2015-19	170
9. Scottie Wilbekin	2010-14	167
10. Andrew Moten	1983-87	165

Active Leader:

Tyree Appleby	2020-present	38
---------------	--------------	----

Steals Per Game

(Min. 50 Games, Since 1973-74)

1. Richard Gasper	1976-78	1.83
2. Eddie Shannon	1995-99	1.76
3. Nick Calathes	2007-09	1.75
4. Corey Brewer	2004-07	1.63
5. Dan Cross	1991-95	1.55
6. Brett Nelson	1999-2003	1.53
7. Matt Walsh	2002-05	1.52
Vernon Delancy	1980-84	1.52
9. Mike Moses	1980-82	1.49
10. Justin Hamilton	1999-2003	1.45

Active Leader:

Tyree Appleby	2020-present	1.52
---------------	--------------	------

Dunks

(Unofficial stat; Since 1976)

1. Dwayne Davis	1987-91	168
2. Eugene McDowell	1981-85	162
3. David Lee	2001-05	155
4. Alex Tyus	2007-11	146
5. Patric Young	2010-14	142
6. Joakim Noah	2004-07	130
7. John Egbunu	2015-present	106
8. Andrew DeClercq	1991-95	102
9. Udonis Haslem	1998-2002	101
10. Al Horford	2004-07	100

Active Leader:

Keyontae Johnson	2018-present	53
------------------	--------------	----

Personal Fouls

1. Udonis Haslem	1998-2002	409
2. Andrew DeClercq	1991-95	408
3. Ronnie Williams	1980-84	372
4. Malcolm Cesare	1975-79	361
5. Patric Young	2010-14	358
6. Andrew Moten	1983-87	342
4. Dwayne Schintzius	1986-90	339
8. Dwayne Davis	1987-91	330
9. Kevarrius Hayes	2015-19	329
10. Sonny Powell	1951-55	321

Active Leader:

Tyree Appleby	2020-present	55
---------------	--------------	----

Disqualifications

1. Malcolm Cesare	1975-79	27
2. Sonny Powell	1951-55	25
3. Roy Roberts	1949-53	22
4. Andrew Moten	1983-87	21
Gary McElroy	1965-68	21
6. Andrew DeClercq	1991-95	19
Ronnie Williams	1980-84	19
Dan Boe	1969-72	19
9. Dwayne Schintzius	1986-90	18
10. Vernon Delancy	1980-84	17

Active Leader:

Anthony Duruji	2020-present	2
----------------	--------------	---

Points in Conference Games

1. Ronnie Williams	1980-84	1,342
2. Andrew Moten	1983-87	1,306
3. Neal Walk	1966-69	1,113
4. Stacey Poole	1989-93	1,110
5. Gene Shy	1972-76	1,102

Active Leader:

Colin Castleton	2020-present	207
-----------------	--------------	-----



INDIVIDUAL SINGLE-SEASON RECORDS

Games Played

1. Taurean Green	2006-07	40
Walter Hodge	2006-07	40
Lee Humphrey	2006-07	40
Joakim Noah	2006-07	40
Chris Richard	2006-07	40
6. Michael Frazier II	2013-14	39
Will Yeguete	2013-14	39
Patric Young (and 8 others)	2013-14	39

Games Started

1. Taurean Green	2006-07	40
Lee Humphrey	2006-07	40
Joakim Noah	2006-07	40
4. Will Yeguete	2013-14	39
Taurean Green	2005-06	39
Al Horford	2005-06	39
7. Joakim Noah	2005-06	38
8. Patric Young (and 12 others)	2013-14	37

Minutes

Since 1975

1. Taurean Green	2006-07	1,328
2. Taurean Green	2005-06	1,302
3. Clifford Lett	1988-89	1,274
4. Livingston Chatman	1988-89	1,269
5. Bradley Beal	2011-12	1,267
6. Craig Brown	1993-94	1,245
7. Chandler Parsons	2010-11	1,229
8. Kenny Boynton	2010-11	1,218
9. Lee Humphrey	2006-07	1,214
10. Erving Walker	2010-11	1,212

Minutes Per Game

Since 1975

1. Clifford Lett	1988-89	37.47
2. Dwayne Schintzius	1988-89	37.33
3. Livingston Chatman	1988-89	37.32
4. Ronnie Williams	1981-82	36.81
5. Dan Cross	1994-95	36.73
6. Eugene McDowell	1984-85	36.37
7. Eugene McDowell	1983-84	36.17
8. Ronnie Williams	1982-83	35.89
9. Ronnie Williams	1980-81	35.41
10. Vernon Delancy	1980-81	35.00

Points

1. Andy Owens	1969-70	676
2. Neal Walk	1967-68	663
3. Neal Walk	1968-69	649
4. Vernon Maxwell	1985-86	648
5. Nick Calathes	2008-09	618
6. Stacey Poole	1991-92	589
7. Kenny Boynton	2011-12	588
8. Dan Cross	1993-94	581
9. Ronnie Williams	1981-82	575
10. Anthony Roberson	2004-05	561

Points Per Game

1. Andy Owens	1969-70	27.0
2. Tony Miller	1971-72	26.7
3. Neal Walk	1967-68	26.5
4. Neal Walk	1968-69	24.0
5. Joe Hobbs	1957-58	23.9
6. Cliff Luyk	1957-58	21.3
Ronnie Williams	1982-83	21.3
8. Chip Williams	1973-74	20.6
9. Vernon Maxwell	1985-86	19.6
10. Ronnie Williams	1980-81	19.4

Rebounds

1. Neal Walk	1967-68	494
2. Neal Walk	1968-69	481
3. Al Horford	2006-07	360
4. Cliff Luyk	1961-62	352
5. Joakim Noah	2006-07	337
6. Bob Smyth	1975-76	330
7. Cliff Luyk	1960-61	328
Jim Zinn	1957-58	328
9. Gary Keller	1965-66	326
10. Dwayne Davis	1988-89	309

Rebounds Per Game

1. Neal Walk	1967-68	19.8
2. Neal Walk	1968-69	17.9
3. Jim Zinn	1957-58	15.5
4. Cliff Luyk	1961-62	15.3
5. Jim Zinn	1955-56	13.5
6. Cliff Luyk	1960-61	13.1
7. Lew Doss	1954-55	13.0
8. Bob Smyth	1975-76	12.7
9. Gary Keller	1965-66	12.5
10. Chip Williams	1972-73	12.1

Offensive Rebounds

Since 1986-87

1. Dwayne Davis	1988-89	114
2. Joakim Noah	2006-07	102
3. Patric Young	2013-14	101
4. Patric Young	2011-12	100
5. Kevarrius Hayes	2018-19	99
Donnell Harvey	1999-2000	99
7. Andrew DeClercq	1994-95	97
8. Patric Young	2012-13	96
Al Horford	2006-07	96
10. Dorian Finney-Smith	2013-14	94

Defensive Rebounds

Since 1986-87

1. Al Horford	2006-07	264
2. Joakim Noah	2006-07	235
3. Dwayne Schintzius	1988-89	225
4. Dorian Finney-Smith	2015-16	211
5. David Lee	2004-05	210
6. Al Horford	2005-06	209
7. Chandler Parsons	2010-11	205
8. Andrew DeClercq	1993-94	201
9. Bradley Beal	2011-12	199
10. Marreese Speights	2007-08	197

Double-Doubles

(Since 1971)

1. Bob Smyth	1975-76	18
2. Al Horford	2006-07	16
Dwayne Schintzius	1988-89	16
4. Eugene McDowell	1984-85	15
Chip Williams	1972-73	15
6. Dwayne Davis	1988-89	13
7. David Lee	2004-05	12
Ronnie Williams	1980-81	12
9. Udonis Haslem	2001-02	11
Eugene McDowell	1982-83	11
Ronnie Williams	1982-83	11

Field Goal Percentage

(Min. 100 Attempts)

1. Dwayne Davis	1988-89	179-248	.722
2. Chris Richard	2005-06	97-139	.698
3. Chris Richard	2006-07	98-142	.690
4. Kevarrius Hayes	2018-19	113-168	.673
5. David Lee	2002-03	149-230	.648
6. Eugene McDowell	1982-83	203-314	.646
7. Jeff Ramsey	1964-65	85-135	.630
8. Chris Capers	1986-87	110-175	.629
9. Joakim Noah	2005-06	202-322	.627
10. Marreese Speights	2007-08	216-346	.624

Field Goals Made

1. Vernon Maxwell	1985-86	262
2. Andy Owens	1969-70	257
3. Stacey Poole	1991-92	254
4. Neal Walk	1967-68	239
5. Dwayne Schintzius	1987-88	224
Neal Walk	1968-69	224
7. Dwayne Schintzius	1988-89	220
8. Ronnie Williams	1981-82	218
9. Marreese Speights	2007-08	216
Ronnie Williams	1980-81	216

Field Goals Attempted

1. Vernon Maxwell	1985-86	566
2. Stacey Poole	1991-92	537
3. Andy Owens	1969-70	526
4. Neal Walk	1967-68	507
5. Joe Hobbs	1957-58	467
6. Neal Walk	1968-69	465
7. Dwayne Schintzius	1987-88	456
8. Andrew Moten	1985-86	448
9. Joe Hobbs	1956-57	445
10. Lou Merchant	1960-61	441

3-Point Field Goal Percentage

(Min. 50 Attempts)

1. Kenyan Weaks	1997-98	61-120	.508
2. Joe Lawrence	1986-87	64-127	.504
3. Walter Hodge	2006-07	34-68	.500
4. Dan Williams	1996-97	33-69	.478
5. Matt Bonner	2002-03	63-133	.474
6. Michael Frazier II	2012-13	52-111	.468
7. Lee Humphrey	2006-07	113-246	.459
Lee Humphrey	2005-06	113-246	.459
9. Greg Stolt	1997-98	60-131	.458
10. Erik Murphy	2012-13	72-159	.453
Brett Nelson	2000-01	81-179	.453

3-Point Field Goals Made

1. Michael Frazier II	2013-14	118-264	118
2. Lee Humphrey	2006-07	113-246	113
Lee Humphrey	2005-06	113-246	113
4. Kenny Boynton	2011-12	110-270	110
5. Anthony Roberson	2003-04	99-233	99
6. Brett Nelson	2001-02	98-248	98
7. Anthony Roberson	2004-05	94-242	94
8. Craig Brown	1993-94	89-206	89
9. Taurean Green	2005-06	88-229	88
10. Taurean Green	2006-07	82-203	82

3-Point Field Goal Attempts

1. Kenny Boynton	2011-12	110-270	270
2. Michael Frazier II	2013-14	118-264	264
3. Brett Nelson	2001-02	98-248	248
4. Lee Humphrey	2006-07	113-246	246
Lee Humphrey	2005-06	113-246	246
6. Kenny Boynton	2009-10	72-245	245
7. Kenny Boynton	2010-11	80-242	242
Anthony Roberson	2004-05	94-242	242
9. Anthony Roberson	2003-04	99-233	233
10. Taurean Green	2005-06	88-229	229



INDIVIDUAL SINGLE-SEASON RECORDS

Free Throw Percentage

(Min. 50 Attempts)

1. KeVaughn Allen	2017-18	77-85	.906
2. Anthony Roberson	2004-05	81-90	.900
3. Kenyan Weaks	1999-00	53-59	.898
4. Bruno Caldwell	1974-75	102-115	.887
5. KeVaughn Allen	2018-19	94-106	.887
6. Taurean Green	2005-06	171-193	.886
7. Scott Stewart	1992-93	46-52	.885
8. KeVaughn Allen	2016-17	91-103	.883
9. Canyon Barry	2016-17	113-128	.883
10. Michael Frazier II	2014-15	61-70	.871

Free Throws Made

1. Neal Walk	1968-69	201
2. Neal Walk	1967-68	185
3. Udonis Haslem	2001-02	177
4. Taurean Green	2005-06	171
5. Sonny Powell	1954-55	169
6. Dan Cross	1993-94	168
7. Sonny Powell	1953-54	166
8. Andy Owens	1969-70	162
9. Bob Emrick	1955-56	158
10. Erving Walker	2010-11	154
Ronnie Williams	1982-83	154

Free Throws Attempted

1. Neal Walk	1968-69	278
2. Udonis Haslem	2001-02	255
3. Neal Walk	1967-68	244
4. Livingston Chatman	1988-89	224
5. Ronnie Williams	1982-83	213
6. Sonny Powell	1954-55	211
7. Udonis Haslem	2000-01	206
Cliff Luyk	1961-62	206
9. Dan Cross	1993-94	203
Bob Emrick	1955-56	203

Assists

(Since 1967-68)

1. Nick Calathes	2008-09	231
2. Nick Calathes	2007-08	221
3. Chris Chiozza	2017-18	208
4. Andrew Nembhard	2018-19	194
5. Ronnie Montgomery	1987-88	190
6. Taurean Green	2005-06	184
7. Scottie Wilbekin	2012-13	174
8. Andrew Nembhard	2019-20	173
9. Erving Walker	2011-12	170
10. Erving Walker	2009-10	166

Single-Season Leaders by Class

CATEGORY	FRESHMAN	SOPHOMORE	JUNIOR	SENIOR
Points	Nick Calathes, 552 (2007-08)	Vernon Maxwell, 648 (1985-86)	Neal Walk, 663 (1967-68)	Andy Owens, 676 (1969-70)
Scoring Average	Ronnie Williams, 19.4 (1980-81)	Vernon Maxwell, 19.6 (1985-86)	Tony Miller, 26.7 (1971-72)	Andy Owens, 27.0 (1969-70)
Rebounds	Donnell Harvey, 258 (1999-00)	Dwayne Davis, 309 (1988-89)	Neal Walk, 494 (1967-68)	Neal Walk, 481 (1967-68)
Rebound Average	Ronnie Williams, 9.0 (1980-81)	Jim Zinn, 13.5 (1955-56)	Neal Walk, 19.8 (1967-68)	Neal Walk, 17.9 (1968-69)
Field Goal Percentage	Marreese Speights, .671 (2006-07)	Dwayne Davis, .722 (1988-89)	Chris Richard, .698 (2005-06)	Chris Richard, .690 (2006-07)
Field Goals Made	Ronnie Williams, 216 (1980-81)	Vernon Maxwell, 262 (1985-86)	Stacey Poole, 254 (1991-92)	Andy Owens, 257 (1969-70)
Field Goals Attempted	Nick Calathes, 411 (2007-08)	Vernon Maxwell, 566 (1985-86)	Stacey Poole, 537 (1991-92)	Andy Owens, 526 (1969-70)
3-Point Percentage	Michael Frazier II, .468 (2012-13)	Kenyan Weaks, .508 (1997-98)	Dan Williams, .478 (1996-97)	Joe Lawrence, .504 (1986-87)
3-Pointers Made	Noah Locke, 81 (2018-19)	Michael Frazier II, 118 (2013-14)	Lee Humphrey, 113 (2005-06)	Lee Humphrey, 113 (2006-07)
3-Point Attempts	Kenny Boynton, 245 (2009-10)	Michael Frazier II, 264 (2013-14)	Kenny Boynton, 270 (2011-12)	Lee Humphrey, 246 (2006-07)
Free Throw Percentage	Brett Nelson, .852 (1999-2000)	Bruno Caldwell, .887 (1974-75)	KeVaughn Allen, .906 (2017-18)	Kenyan Weaks, .898 (1999-00)
Free Throws Made	Nick Calathes, 144 (2007-08)	Ronnie Williams, 139 (1981-82)	Neal Walk, 185 (1967-68)	Neal Walk, 201 (1968-69)
Free Throws Attempted	Nick Calathes, 199 (2007-08)	Livingston Chatman, 224 (1988-89)	Neal Walk, 244 (1967-68)	Neal Walk, 278 (1968-69)
Assists	Nick Calathes, 221 (2007-08)	Nick Calathes, 231 (2008-09)	Scottie Wilbekin, 174 (2012-13)	Chris Chiozza, 208 (2017-18)
Blocked Shots	Dwayne Schintzius, 96 (1986-87)	Joakim Noah, 95 (2005-06)	Joakim Noah, 72 (2006-07)	Kevarrius Hayes, 67 (2018-19)
Steals	Brett Nelson, 60 (1999-2000)	Nick Calathes, 68 (2008-09)	Dan Cross, 76 (1993-94)	Chris Chiozza, 65 (2017-18)

Assists Per Game

(Since 1967-68)

1. Nick Calathes	2008-09	6.42
2. Chris Chiozza	2017-18	6.12
3. Nick Calathes	2007-08	6.10
4. Vernon Delancy	1982-83	5.89
5. Ronnie Montgomery	1987-88	5.59
6. Andrew Nembhard	2019-20	5.58
7. Andrew Nembhard	2018-19	5.39
8. Greg Williams	1995-96	5.00
9. Scottie Wilbekin	2012-13	4.97
10. Mike Leatherwood	1968-69	4.96

Blocked Shots

(Since 1975-76)

1. Dwayne Schintzius	1986-87	96
2. Joakim Noah	2005-06	95
3. Dwayne Schintzius	1987-88	90
4. Joakim Noah	2006-07	72
5. Al Horford	2006-07	70
6. Al Horford	2005-06	68
7. Kevarrius Hayes	2018-19	67
Kevarrius Hayes	2017-18	67
9. Kevarrius Hayes	2016-17	60
10. Patric Young	2012-13	58
Dwayne Schintzius	1988-89	58

Blocked Shots Per Game

(Since 1975-76)

1. Dwayne Schintzius	1986-87	2.82
2. Dwayne Schintzius	1987-88	2.57
3. Dwayne Schintzius	1989-90	2.54
4. Joakim Noah	2005-06	2.44
5. Colin Castleton	2020-21	2.25
6. Kevarrius Hayes	2017-18	2.03
7. Dwayne Schintzius	1988-89	1.93
8. Kevarrius Hayes	2018-19	1.86
9. Al Horford	2006-07	1.80
Joakim Noah	2006-07	1.80

Steals

(Since 1973-74)

1. Dan Cross	1993-94	76
2. Corey Brewer	2006-07	69
3. Nick Calathes	2008-09	68
4. Chris Chiozza	2017-18	65
5. Dwayne Davis	1990-91	63
6. Orien Greene	2001-02	61
7. Kasey Hill	2016-17	60
Brett Nelson	1999-2000	60
9. Brett Nelson	2001-02	59
Brett Nelson	2000-01	59

Steals Per Game

(Since 1973-74)

1. Kenyan Weaks	1998-99	2.25
Dwayne Davis	1990-91	2.25
3. Dan Cross	1993-94	2.05
4. Orien Greene	2001-02	1.97
5. Chris Chiozza	2017-18	1.91
6. Corey Brewer	2006-07	1.90
Brett Nelson	2001-02	1.90
Brett Nelson	2000-01	1.90
9. Nick Calathes	2008-09	1.89
10. Eddie Shannon	1997-98	1.83

Dunks

(Unofficial stat; Since 1976-77)

1. John Egbunu	2015-16	75
2. Marreese Speights	2007-08	66
3. Joakim Noah	2005-06	61
4. Joakim Noah	2006-07	59
5. Dwayne Davis	1988-89	58
6. Eugene McDowell	1982-83	57
7. Patric Young	2011-12	56
8. Al Horford	2005-06	54
9. Alex Tyus	2008-09	52
10. David Lee	2002-03	51

Personal Fouls

1. Kenny McClary	1985-86	123
2. Udonis Haslem	1999-2000	113
3. Dwayne Schintzius	1986-87	111
4. John Egbunu	2015-16	110
5. Andrew DeClercq	1993-94	108
6. Andrew DeClercq	1991-92	106
7. Gary McElroy	1967-68	104
8. Mike Milligan	1979-80	103
9. Andrew Moten	1985-86	102
Neal Walk	1968-69	102

Consecutive Free Throws Made

1. Canyon Barry	2016-17	42
2. Taurean Green	2005-06	37
3. Michael Frazier II	2014-15	33
4. Egor Koulechov	2017-18	32
5. Kenyan Weaks	1994-95	31
6. KeVaughn Allen	2017-18	27
7. Scottie Lewis	2019-20	25
Matt Walsh	2003-04	25

Fouled Out

1. Gary McElroy	1967-68	13
2. Roy Roberts	1952-53	11
3. Sonny Powell	1954-55	10
4. Neal Walk	1968-69	9
5. 10 tied, last Renaldo Garcia	1989-90	8



TRANSFER RECORDS

Florida has become a favorite destination for transfers, and many have made a significant mark during their time in Gainesville. Below is a look at UF's leaders among incoming transfers in the 3-point line era (since 1986), with grad transfers noted by an asterisk (*) and junior college transfers with a pound sign (#). Stats are career unless noted otherwise.

Points

1.	Dorian Finney-Smith	2013-16	Virginia Tech	1,220
2.	Jalen Hudson	2017-19	Virginia Tech	861
3.	Vernon Macklin	2009-11	Georgetown	787
4.	Mike Rosario	2011-13	Rutgers	655
5.	John Egbunu	2015-17	USF	578
6.	Egor Koulechov*	2017-18	Rice	468
7.	Justin Leon#	2015-17	Shawnee CC	448
8.	Canyon Barry*	2016-17	Coll. of Charleston	399
9.	Kerry Blackshear Jr.*	2019-20	Virginia Tech	396
10.	Jason Williams	1997-98	Marshall	341

Points (Single-Season)

1.	Dorian Finney-Smith	2015-16	Virginia Tech	530
2.	Jalen Hudson	2017-18	Virginia Tech	528
3.	Egor Koulechov*	2017-18	Rice	468
4.	Mike Rosario	2012-13	Rutgers	450
5.	Vernon Macklin	2010-11	Georgetown	428
6.	Canyon Barry*	2016-17	Coll. of Charleston	399
7.	Kerry Blackshear Jr.*	2019-20	Virginia Tech	396
8.	John Egbunu	2015-16	USF	390
9.	Dorian Finney-Smith	2014-15	Virginia Tech	367
10.	Vernon Macklin	2009-10	Georgetown	359

Scoring Average

1.	Jason Williams	1997-98	Marshall	17.1
2.	Egor Koulechov*	2017-18	Rice	13.8
3.	Kerry Blackshear Jr.*	2019-20	Virginia Tech	12.8
4.	Colin Castleton	2020-present	Michigan	12.4
5.	Jalen Hudson	2017-19	Virginia Tech	12.3
6.	Dorian Finney-Smith	2013-16	Virginia Tech	12.1
7.	Canyon Barry*	2016-17	Coll. of Charleston	11.4
8.	Tyree Appleby	2020-present	Cleve. St.	11.3
9.	Vernon Macklin	2009-11	Georgetown	11.1
10.	John Egbunu	2015-17	USF	10.0

Scoring Average (Single-Season)

1.	Jason Williams	1997-98	Marshall	17.1
2.	Jalen Hudson	2017-18	Virginia Tech	15.5
3.	Dorian Finney-Smith	2015-16	Virginia Tech	14.7
4.	Egor Koulechov*	2017-18	Rice	13.8
5.	Dorian Finney-Smith	2014-15	Virginia Tech	13.1
6.	Kerry Blackshear Jr.*	2019-20	Virginia Tech	12.8
7.	Mike Rosario	2012-13	Rutgers	12.5
8.	Colin Castleton	2020-21	Michigan	12.4
9.	Jalen Hudson	2017-19	Virginia Tech	12.3
10.	Dorian Finney-Smith	2013-16	Virginia Tech	12.1

Rebounds

1.	Dorian Finney-Smith	2013-16	Virginia Tech	721
2.	Vernon Macklin	2009-11	Georgetown	387
3.	John Egbunu	2015-17	USF	378
4.	Justin Leon#	2015-17	Shawnee CC	252
5.	Jalen Hudson	2017-19	Virginia Tech	235
6.	Kerry Blackshear Jr.*	2019-20	Virginia Tech	231
7.	Egor Koulechov*	2017-18	Rice	218
8.	Colin Castleton	2020-present	Michigan	153
9.	Jon Horford*	2014-15	Michigan	149
10.	Mike Rosario	2011-13	Rutgers	149

Rebounds (Single-Season)

1.	Dorian Finney-Smith	2015-16	Virginia Tech	300
2.	Dorian Finney-Smith	2013-14	Virginia Tech	247
3.	Kerry Blackshear Jr.*	2019-20	Virginia Tech	231
4.	John Egbunu	2015-16	USF	220
5.	Egor Koulechov*	2017-18	Rice	218
6.	Vernon Macklin	2010-11	Georgetown	199
7.	Vernon Macklin	2009-10	Georgetown	188
8.	Dorian Finney-Smith	2014-15	Virginia Tech	174
9.	John Egbunu	2016-17	USF	158
10.	Colin Castleton	2020-21	Michigan	153

Field Goal Pct.

1.	Vernon Macklin	2009-11	Georgetown	.599
2.	Colin Castleton	2020-present	Michigan	.597
3.	John Egbunu	2015-17	USF	.558
4.	Jon Horford*	2014-15	Michigan	.484
5.	Justin Leon#	2015-17	Shawnee CC	.457
6.	Mike Rosario	2011-13	Rutgers	.442
7.	Anthony Duruji	2020-present	LA Tech	.438
8.	Kerry Blackshear Jr.*	2019-20	Virginia Tech	.436
9.	Dorian Finney-Smith	2013-16	Virginia Tech	.428
10.	Canyon Barry*	2016-17	Coll. of Charleston	.422

3-Point FG Made

1.	Dorian Finney-Smith	2013-16	Virginia Tech	159
2.	Jalen Hudson	2017-19	Virginia Tech	122
3.	Mike Rosario	2011-13	Rutgers	94
4.	Justin Leon#	2015-17	Shawnee CC	74
5.	Egor Koulechov*	2017-18	Rice	70
6.	Jason Williams	1997-98	Marshall	54
7.	Eli Carter	2013-15	Rutgers	44
8.	Canyon Barry*	2016-17	Coll. of Charleston	42
9.	Tyree Appleby	2020-present	Cleve. St.	29
10.	Kerry Blackshear Jr.*	2019-20	Virginia Tech	25

Free Throw Percentage

1.	Canyon Barry*	2016-17	Coll. of Charleston	.883
2.	Egor Koulechov*	2017-18	Rice	.864
3.	Jason Williams	1997-98	Marshall	.840
4.	Tyree Appleby	2020-present	Cleve. St.	.829
5.	Mike Rosario	2011-13	Rutgers	.809
6.	Kerry Blackshear Jr.*	2019-20	Virginia Tech	.792
7.	Colin Castleton	2020-present	Michigan	.781
8.	Jon Horford*	2014-15	Michigan	.780
9.	Eli Carter	2013-15	Rutgers	.773
10.	Schuyler Rimmer	2015-17	Stanford	.739

Assists

1.	Dorian Finney-Smith	2013-16	Virginia Tech	195
2.	Jason Williams	1997-98	Marshall	134
3.	Mike Rosario	2011-13	Rutgers	103
4.	Tyree Appleby	2020-present	Cleve. St.	82
5.	Jalen Hudson	2017-19	Virginia Tech	68
6.	Eli Carter	2013-15	Rutgers	57
7.	Vernon Macklin	2009-11	Georgetown	56
8.	Kerry Blackshear Jr.*	2019-20	Virginia Tech	50
9.	Egor Koulechov*	2017-18	Rice	40
10.	Justin Leon#	2015-17	Shawnee CC	28

Blocked Shots

1.	John Egbunu	2015-17	USF	84
2.	Dorian Finney-Smith	2013-16	Virginia Tech	69
3.	Vernon Macklin	2009-11	Georgetown	55
4.	Colin Castleton	2020-present	Michigan	54
5.	Jon Horford*	2014-15	Michigan	27
6.	Jalen Hudson	2017-19	Virginia Tech	26
7.	Kerry Blackshear Jr.*	2019-20	Virginia Tech	19
8.	Canyon Barry*	2016-17	Coll. of Charleston	13
9.	Anthony Duruji	2020-present	LA Tech	11
10.	Justin Leon	2015-17	Shawnee CC	10

Steals

1.	Dorian Finney-Smith	2013-16	Virginia Tech	81
2.	Jason Williams	1997-98	Marshall	53
3.	Jalen Hudson	2017-19	Virginia Tech	50
	Mike Rosario	2011-13	Rutgers	50
5.	Tyree Appleby	2020-present	Cleve. St.	38
6.	Vernon Macklin	2009-11	Georgetown	33
7.	Justin Leon#	2015-17	Shawnee CC	27
8.	Eli Carter	2013-15	Rutgers	24
9.	John Egbunu	2015-17	USF	23
10.	Egor Koulechov*	2017-18	Rice	21



TEAM SINGLE-SEASON RECORDS

Wins

1.	36*	2013-14
2.	35	2006-07
3.	33	2005-06
4.	29	2012-13
	29	2010-11
	29	1999-2000
	29	1993-94
8.	27	2016-17
9.	26	2011-12
10.	25	2008-09
	25	2002-03

Winning Percentage

1.	.923 (36-3)	2013-14
2.	.875 (35-5)	2006-07
3.	.846 (33-6)	2005-06
4.	.840 (21-4)	1966-67
5.	.833 (15-3)	1940-41
6.	.784 (29-8)	2012-13
	.784 (29-8)	2010-11
	.784 (29-8)	1999-2000
	.784 (29-8)	1993-94
10.	.774 (24-7)	2000-01

Games Played

1.	40	2006-07
2.	39	2013-14
	39	2005-06
4.	37	2012-13
	37	2011-12
	37	2010-11
	37	1999-2000
	37	1993-94
9.	36	2016-17
	36	2015-16
	36	2008-09
	36	2007-08

Field Goals Made

1.	1125	2006-07
2.	1104	1999-2000
3.	1081	1986-87
4.	1061	2005-06
5.	1029	2007-08
6.	1018	2008-09
7.	985	1993-94
8.	976	2011-12
9.	968	2010-11
10.	960	2012-13

Field Goals Made/Game

1.	32.75	1974-75
2.	32.33	1971-72
3.	32.00	1976-77
4.	31.79	1986-87
5.	31.58	1975-76
6.	30.50	1972-73
	30.50	1963-64
8.	30.37	1968-69
9.	30.27	1973-74
10.	30.22	1978-79

Field Goals Attempted

1.	2,299	1999-2000
2.	2,246	1986-87
3.	2,184	2015-16
4.	2,170	1993-94
5.	2,138	2006-07
6.	2,134	2008-09
7.	2,120	2005-06
8.	2,119	2016-17
9.	2,108	2007-08
10.	2,106	2011-12

Top Avg./Game: 78.43 (1955-56)

Field Goal Percentage

1.	.526*	2006-07
2.	.515	1976-77
3.	.513	1982-83
4.	.502	1988-89
5.	.501	1981-82
6.	.500	2005-06
7.	.498	1980-81
8.	.496	1983-84
9.	.488	2007-08
	.488	1974-75

3-Pointers Attempted

1.	939*	2011-12
2.	872	2018-19
3.	832	2017-18
4.	809	2015-16
5.	802	2008-09
6.	794	2012-13
7.	776	2016-17
8.	762	1998-99
9.	749	2007-08
10.	738	2005-06

Top Avg./Game: 25.38 (2011-12)

3-Pointers Made

1.	357*	2011-12
2.	308	2017-18
3.	300	2012-13
4.	297	2006-07
5.	294	2008-09
6.	291	2018-19
7.	289	2005-06
	289	1998-99
9.	287	2002-03
10.	285	1997-98

3-Pointers Made/Game

1.	9.83*	1997-98
2.	9.65*	2011-12
3.	9.32	1998-99
4.	9.06	2017-18
5.	8.70	2002-03
6.	8.47	1996-97
7.	8.26	2000-01
8.	8.17	2008-09
9.	8.11	2012-13
10.	8.08	2018-19

3-Point Percentage

1.	.437	1986-87
2.	.409	2006-07
3.	.400	1997-98
4.	.395	1987-88
5.	.392	2005-06
6.	.391	1992-93
7.	.390	2004-05
	.390	2002-03
9.	.383	2000-01
10.	.380	2011-12

Free Throws Made

1.	646	2006-07
2.	641	2005-06
3.	628	1999-2000
4.	620	2016-17
5.	611	1993-94
6.	592	1988-89
7.	582	2013-14
8.	562	1954-55
9.	559	2015-16
10.	555	2000-01

Free Throws Made/Game

1.	25.55	1954-55
2.	24.55	1953-54
3.	22.42	1952-53
4.	22.29	1956-57
5.	20.50	1962-63
6.	20.45	1955-56
7.	20.40	1964-65
8.	19.73	1971-72
9.	19.63	1967-68
10.	18.88	1965-66

Free Throws Attempted

1.	936	2006-07
2.	916	1988-89
3.	885	1999-2000
4.	871	2013-14
5.	867	1993-94
6.	864	2015-16
7.	862	2005-06
8.	851	2016-17
9.	804	1954-55
10.	788	1987-88

Top Avg./Game: 36.55 (1954-55)

Free Throw Percentage

1.	.765	1974-75
2.	.759	1962-63
3.	.755	1975-76
4.	.754	1973-74
5.	.753	2020-21
6.	.750	2003-04
7.	.744	2005-06
8.	.729	2016-17
	.729	2000-01
10.	.724	1953-54

Personal Fouls

1.	750	1999-2000
2.	700	2015-16
3.	683	1993-94
4.	662	2016-17
5.	646	1986-87
6.	641	1974-75
7.	626	2006-07
8.	625	1997-98
9.	623	2005-06
10.	622	1975-76

Fouled Out

1.	40	1975-76
2.	36	1951-52
3.	31	1989-90
4.	29	1980-81
	29	1971-72
	29	1967-68
7.	28	1976-77
	28	1974-75
9.	26	1954-55
10.	25	1997-98
	25	1953-54

Rebounds

1.	1,504	2006-07
2.	1,478	1993-94
3.	1,452	1999-2000
4.	1,437	2015-16
5.	1,402	2005-06
6.	1,385	2013-14
7.	1,384	2010-11
8.	1,345	1968-69
9.	1,342	1965-66
10.	1,334	2016-17

Rebound Average

1.	54.1	1955-56
2.	52.8	1967-68
3.	52.4	1963-64
4.	51.9	1958-59
5.	51.6	1965-66
6.	51.0	1966-67
7.	50.8	1957-58
8.	50.0	1960-61
9.	49.9	1959-60
10.	49.8	1968-69

Rebound Margin

1.	+17.1	1966-67
2.	+13.3	1964-65
3.	+11.0	1965-66
4.	+10.5	1967-68
5.	+10.4	1963-64
6.	+10.1	1955-56
7.	+9.3	1968-69
8.	+8.5	2006-07
9.	+7.7	1951-52
10.	+7.0	1961-62



TEAM SINGLE-SEASON RECORDS

Assists

1.	688	1986-87
2.	650	2005-06
3.	633	1987-88
4.	629	2007-08
5.	614	2006-07
6.	611	1999-2000
7.	605	2008-09
8.	551	2011-12
9.	542	2002-03
10.	540	2012-13

Assists/Game

1.	20.24	1986-87
2.	18.09	1987-88
3.	17.50	1972-73
4.	17.47	2007-08
5.	17.35	2000-01
6.	16.85	1973-74
7.	16.81	2008-09
8.	16.74	2001-02
9.	16.70	2005-06
10.	16.51	1999-2000

Turnovers Forced/Game

1.	19.54	1999-2000
2.	19.22	1998-99
3.	19.17	1997-98
4.	18.35	2001-02
5.	17.81	1977-78
6.	17.42	1973-74
7.	17.35	1974-75
8.	17.17	1986-87
9.	17.10	1978-79
10.	16.86	1992-93

Turnovers/Game

1.	9.82	2017-18
2.	10.36	1985-86
3.	11.05	2013-14
4.	11.08	2011-12
5.	11.19	2012-13
6.	11.25	2015-16
7.	11.67	2018-19
8.	11.90	2019-20
9.	12.06	2008-09
10.	12.17	1987-88

Steals

1.	365	1999-00
2.	311	1998-99
3.	307	2001-02
4.	305	1993-94
5.	297	2005-06
6.	294	2008-09
7.	278	1987-88
8.	274	2013-14
9.	273	1986-87
10.	271	2016-17
	271	2000-01

Steals/Game

1.	10.03	1998-99
2.	9.90	2001-02
3.	9.86	1999-00
4.	9.31	1997-98
5.	8.96	1992-93
	8.96	1990-91
7.	8.74	2000-01
8.	8.32	1989-90
9.	8.24	1993-94
10.	8.17	2008-09

Blocked Shots

1.	207	2005-06
2.	192	2006-07
3.	168	1987-88
4.	164	2017-18
5.	153	2015-16
6.	146	2004-05
7.	145	1993-94
	145	1986-87
9.	141	2001-02
	141	1999-2000

Blocks/Game

1.	5.31	2005-06
2.	5.24	2020-21
3.	4.80	2006-07
	4.80	1987-88
5.	4.60	1992-93
6.	4.56	2004-05
7.	4.54	2001-02
8.	4.51	1997-98
9.	4.26	1986-87
10.	4.25	2015-16

Points

1.	3,193	2006-07
2.	3,102	1999-00
3.	3,052	2005-06
4.	2,864	1986-87
5.	2,808	2011-12
6.	2,791	2007-08
7.	2,777	1993-94
8.	2,774	2008-09
9.	2,727	2013-14
10.	2,677	2015-16

Points/Game

1.	84.2	1986-87
2.	83.8	1999-00
3.	81.8	1974-75
4.	81.1	1976-77
5.	80.9	2000-01
6.	80.8	1975-76
7.	80.5	2001-02
8.	79.8	2006-07
9.	79.4	1971-72
10.	78.7	1967-68
	78.7	1955-56

Scoring Margin

1.	+17.2*	2006-07
2.	+17.0	2012-13
3.	+14.9	1999-00
4.	+14.7	2005-06
5.	+13.9	2001-02
6.	+13.8	2000-01
7.	+13.1	2004-05
8.	+12.3	1986-87
9.	+12.2	2013-14
10.	+11.4	2016-17

Dunks

(Unofficial Statistic)		
1.	175	2005-06
2.	160	2015-16
	160	2006-07
4.	114	2009-10
5.	109	1999-00
6.	107	2010-11
7.	103	2007-08
8.	101	2016-17
9.	99	2001-02
10.	98	2011-12

*led NCAA



TOP GAMES SCORING & REBOUNDING

30-Point Games (110)

Points	Name	Opponent	Date	Site
54	Tony Miller	Chicago State	Feb. 29, 1972	Florida Gym
44	Dick Tomlinson	Tampa	Dec. 11, 1963	Florida Gym
41	Andy Owens	Mississippi St.	Feb. 21, 1970	Florida Gym
41	Joe Hobbs	Georgia	March 1, 1958	Florida Gym
40	Eugene McDowell	Biscayne	Dec. 21, 1982	O'Dome
40	Cliff Luyk	Tennessee	Feb. 5, 1962	Florida Gym
39	Tony Miller	Auburn	Jan. 8, 1972	Away
39	Andy Owens	Harvard	Dec. 23, 1969	Florida Gym
39	Andy Owens	Louisville	Dec. 20, 1969	Florida Gym
39	Neal Walk	LSU	Jan. 6, 1968	Florida Gym
38	Vernon Delancy	Alabama	Jan. 24, 1981	O'Dome
38	Tony Miller	South Florida	Dec. 4, 1971	Florida Gym
38	Neal Walk	LSU	Feb. 10, 1968	Away
37	Michael Frazier II	South Carolina	March 4, 2014	Away
37	Joakim Noah	Georgia	March 1, 2006	O'Dome
37	Vernon Delancy	Florida Southern	Dec. 18, 1980	Orlando, FL
37	Larry Brewster	Tennessee	March 4, 1978	Florida Gym
37	Chip Williams	Kentucky	Jan. 26, 1974	Florida Gym
37	Neal Walk	Jacksonville	Dec. 1, 1967	Florida Gym
36	Ronnie Williams	Purdue	Dec. 27, 1980	Jacksonville, FL
36	Tony Miller	LSU	Dec. 22, 1971	Florida Gym
36	Andy Owens	Alabama	March 7, 1970	Away
36	Andy Owens	Kentucky	Jan. 10, 1970	Florida Gym
36	Neal Walk	Alabama	Jan. 27, 1968	Florida Gym
36	Cliff Luyk	Georgia	March 3, 1962	Florida Gym
36	Bob Emrick	LSU	Jan. 10, 1955	Florida Gym
36	Lew Doss	Stetson	Dec. 11, 1954	Florida Gym
35	Jalen Hudson	Gonzaga	Nov. 24, 2017	Portland, OR
35	KeVaughn Allen	Wisconsin	March 24, 2017	MSG
35	Anthony Roberson	Vanderbilt	March 13, 2004	Georgia Dome
35	Neal Walk	Furman	Jan. 18, 1969	Florida Gym
35	Neal Walk	Vanderbilt	Feb. 3, 1968	Away
35	Andy Owens	Ole Miss	Jan. 8, 1968	Florida Gym
34	Egor Koulechov	Gardner-Webb	Nov. 13, 2017	O'Dome
34	Anthony Roberson	Auburn	Jan. 12, 2005	Away
34	Vernon Maxwell	Hawaii	Dec. 29, 1986	Away
34	Andy Owens	Auburn	Feb. 7, 1970	Away
34	Earl Findley	Ole Miss	Jan. 26, 1970	Away
34	Andy Owens	Auburn	Jan. 3, 1970	Florida Gym
34	Neal Walk	Georgia	March 1, 1969	Florida Gym
34	Neal Walk	LSU	Dec. 18, 1969	Away
34	Neal Walk	LSU	Feb. 12, 1968	Florida Gym
34	Tom Baxley	Miami	Nov. 30, 1962	Away
34	Bob Emrick	Wofford	Dec. 9, 1953	Away
33	Jalen Hudson	LSU	March 6, 2019	O'Dome
33	Nick Calathes	Kentucky	Feb. 10, 2009	Away
33	Matt Walsh	Miami	Dec. 21, 2002	Miami, FL
33	Greg Stolt	South Florida	Dec. 10, 1996	O'Dome
33	Vernon Maxwell	Ohio State	Dec. 20, 1986	Honolulu, HI
33	Andy Owens	LSU	Feb. 4, 1970	Florida Gym
33	Neal Walk	Georgia	Jan. 22, 1968	Florida Gym
33	Tom Baxley	Tulane	Jan. 7, 1963	Florida Gym
32	KeVaughn Allen	Florida State	Dec. 29, 2015	O'Dome
32	Nick Calathes	North Carolina St.	Jan. 3, 2009	O'Dome
32	Vernon Maxwell	Kentucky	Feb. 20, 1988	O'Dome
32	Andrew Moten	LSU	Dec. 16, 1986	O'Dome
32	Andrew Moten	Alabama	Feb. 26, 1986	O'Dome
32	Chip Williams	Ole Miss	Feb. 22, 1975	Away
32	Gene Shy	Auburn	Feb. 16, 1974	Florida Gym
32	Tony Miller	Georgia	Jan. 30, 1971	Florida Gym
32	Andy Owens	Mississippi St.	Jan. 24, 1970	Away
32	Neal Walk	St. Joseph's	Dec. 27, 1967	Jacksonville, FL
32	Greg Keller	Miami	Dec. 3, 1966	Away
32	Tom Barbee	Georgia	March 3, 1962	Florida Gym
32	Bobby Sherwood	Mississippi St.	Feb. 14, 1959	Away
32	Joe Hobbs	Muhlenberg	Dec. 17, 1956	Charlotte, NC

Points	Name	Opponent	Date	Site
32	Harry Hamilton	Florida Southern	Feb. 3, 1951	Away
31	KeVaughn Allen	Texas A&M	Jan. 22, 2019	O'Dome
31	Erving Walker	Arkansas	Feb. 18, 2012	Away
31	Matt Bonner	South Florida	Dec. 8, 2001	Away
31	Kenyan Weaks	Auburn	March 5, 1998	Atlanta, GA
31	Jason Williams	Texas	Dec. 9, 1997	Away
31	Andrew Moten	Mississippi St.	March 1, 1986	O'Dome
31	Ronnie Williams	Georgia	Feb. 3, 1982	Away
31	Reggie Hannah	Hofstra	Dec. 13, 1977	Jacksonville, FL
31	Chip Williams	Georgia	Feb. 11, 1974	Away
31	Chip Williams	Alabama	Jan. 28, 1974	Away
31	Tony Miller	Georgia Tech	Feb. 5, 1973	Away
31	Chip Williams	Georgia	Feb. 3, 1973	Away
31	Tony Miller	Rutgers	Dec. 26, 1972	Jacksonville, FL
31	Tony Miller	Georgia	March 4, 1972	Away
31	Tony Miller	Mississippi St.	Feb. 26, 1972	Florida Gym
31	Tony Miller	Illinois	Dec. 29, 1971	Jacksonville, FL
31	Neal Walk	Miami	Dec. 7, 1968	Away
31	Neal Walk	West Virginia	Dec. 9, 1967	Away
31	Joe Hobbs	Vanderbilt	Feb. 25, 1956	Florida Gym
31	Rick Casares	Tulane	Jan. 16, 1953	Florida Gym
30	Tre Mann	Tennessee	March 12, 2021	Nashville, TN
30	Canyon Barry	Auburn	Feb. 14, 2017	Away
30	Anthony Roberson	Vanderbilt	Jan. 15, 2005	Away
30	Dametri Hill	Tennessee	March 2, 1996	Away
30	Dan Cross	Kentucky	Feb. 18, 1995	Away
30	Vernon Maxwell	Auburn	Feb. 9, 1987	O'Dome
30	Vernon Maxwell	Vanderbilt	Jan. 24, 1987	O'Dome
30	Vernon Maxwell	Tennessee	Jan. 17, 1987	O'Dome
30	Eugene McDowell	Alabama	Jan. 26, 1985	O'Dome
30	Andrew Moten	Auburn	Jan. 5, 1985	Away
30	Ronnie Williams	Jacksonville	Dec. 5, 1981	Jacksonville, FL
30	Bob Smyth	LSU	Jan. 31, 1977	Away
30	Gene Shy	Kentucky	Feb. 25, 1974	Away
30	Chip Williams	Valdosta State	Dec. 1, 1972	Florida Gym
30	Andy Owens	Kentucky	Feb. 14, 1970	Away
30	Andy Owens	LSU	Feb. 11, 1970	Away
30	Neal Walk	Ole Miss	Jan. 27, 1969	Florida Gym
30	Neal Walk	Florida State	Dec. 7, 1967	Away
30	Andy Owens	Kentucky	Dec. 4, 1967	Away
30	Greg Keller	Miami	Dec. 4, 1965	Away
30	Lou Merchant	Florida State	Feb. 22, 1961	Florida Gym
30	Bob Shiver	Alabama	Jan. 11, 1960	Florida Gym
30	Bob Emrick	LSU	Jan. 9, 1956	Away

Most 40-Point Games Career/Season: 1, six players; most recent, Eugene McDowell, 40 points vs. Biscayne, Dec. 21, 1982 at the O'Dome

Most 30-Point Games Career: 15, Neal Walk

Most 30-Point Games Season: 11, Andy Owens, 1969-70

Most Consecutive 30-Point Games: 2, four times, last by Anthony Roberson (34 at Auburn, Jan. 12, 2005 and 30 at Vanderbilt, Jan. 15, 2005)

Last Time Two Players With 30 Points in the Same Game: March 3, 1962 vs. Georgia (Cliff Luyk 36, Tom Barbee 32)

Double Figure Scoring Games Career: 112, Kenny Boynton, 2010-13

Double Figure Scoring Games Season: 33, Vernon Maxwell, 1985-86; Dan Cross 1993-94; Craig Brown 1993-94

Consecutive Double Figure Scoring Games Career: 53, Neal Walk, 1967-69; 52, Ronnie Williams, 1981-83



TOP GAMES SCORING & REBOUNDING

20-Rebound Games (23)

#	Name	Opponent	Date
31	Neal Walk	Alabama	Jan. 27, 1968
31	Jim Zinn	Ole Miss	Feb. 18, 1957
30	Jim Zinn	Wofford	Dec. 5, 1955
30	Lew Doss	Mississippi State	Feb. 19, 1955
29	Neal Walk	at Kentucky	Dec. 4, 1967
27	Neal Walk	at Florida State	Dec. 7, 1967
26	Cliff Luyk	Kentucky	Feb. 2, 1962
25	Neal Walk	Georgia	March 1, 1969
24	Neal Walk	Ole Miss	Jan. 27, 1969
24	Cliff Luyk	vs. Jacksonville	Dec. 28, 1960
23	Cliff Luyk	Georgia	Feb. 27, 1960
22	Chip Williams	LSU	Feb. 8, 1975
22	Neal Walk	vs. Virginia Tech	Dec. 29, 1966
22	Richard Peek	Miami	Jan. 9, 1964
21	Eugene McDowell	Georgia	Jan. 6, 1982
21	Neal Walk	Vanderbilt	Jan. 6, 1969
21	Gary Keller	Miami	Jan. 12, 1966
21	Jeff Ramsey	Kentucky	Jan. 8, 1966
20	Andrew DeClercq	Kentucky	Jan. 18, 1994
20	Chip Williams	Kentucky	Feb. 17, 1973
20	Chip Williams	at Georgia	Feb. 3, 1973
20	Chip Williams	Ole Miss	Jan. 29, 1973
20	Gary Keller	Tennessee	Feb. 21, 1966

Triple-Doubles since 1996-97 season (4)

Name	Opponent	Date	P	R	A
Chris Chiozza	Missouri	Feb. 2, 2017	12	12	10
Nick Calathes	Georgia	Jan. 28, 2009	20	13	10
Nick Calathes	Creighton	March 21, 2008	11	13	11
Corey Brewer	Jacksonville	Dec. 18, 2005	15	10	13

30-Point Games by Player

(44 Players)

Neal Walk	15
Andy Owens	13
Tony Miller	10
Vernon Maxwell	6
Chip Williams	6
Andrew Moten	4
KeVaughn Allen	3
Bob Emrick	3
Joe Hobbs	3
Anthony Roberson	3
Ronnie Williams	3
Tom Baxley	2
Nick Calathes	2
Vernon Delancy	2
Jalen Hudson	2
Greg Keller	2
Cliff Luyk	2
Eugene McDowell	2
Gene Shy	2
Tom Barbee	1
Canyon Barry	1
Larry Brewster	1
Matt Bonner	1
Rick Casares	1
Dan Cross	1
Lew Doss	1
Earl Findley	1
Michael Frazier II	1
Harry Hamilton	1
Reggie Hannah	1
Dametri Hill	1
Egor Koulechov	1
Tre Mann	1
Lou Merchant	1
Joakim Noah	1
Bobby Sherwood	1
Bob Shiver	1
Bob Smyth	1
Greg Stolt	1
Dick Tomlinson	1
Erving Walker	1
Matt Walsh	1
Kenyan Weaks	1
Jason Williams	1

Most Points in a Game by Class

SENIOR
41 — Joe Hobbs vs. Georgia, March 1, 1958
41 — Andy Owens vs. Mississippi State, Feb. 21, 1970
40 — Cliff Luyk vs. Tennessee, Feb. 5, 1962
39 — Andy Owens vs. Harvard, Dec. 23, 1969
39 — Andy Owens vs. Louisville, Dec. 20, 1969
JUNIOR
54 — Tony Miller vs. Chicago State, Feb. 29, 1972
44 — Dick Tomlinson vs. Tampa, Dec. 11, 1963
39 — Neal Walk vs. LSU, Jan. 6, 1968
39 — Tony Miller vs. Auburn, Feb. 12, 1972
38 — Tony Miller vs. South Florida, Dec. 4, 1971
38 — Neal Walk vs. LSU, Feb. 10, 1968
SOPHOMORE
40 — Eugene McDowell vs. Biscayne, Dec. 28, 1982
37 — Michael Frazier II at South Carolina, March 4, 2014
37 — Joakim Noah vs. Georgia, March 1, 2006
36 — Bob Emrick vs. LSU, Jan. 10, 1955
36 — Lew Doss vs. Stetson, Dec. 11, 1954
FRESHMAN
38 — Vernon Delancy vs. Alabama, Jan. 24, 1981
37 — Vernon Delancy vs. Florida Southern, Dec. 18, 1980
36 — Ronnie Williams vs. Purdue, Dec. 27, 1980
33 — Matt Walsh vs. Miami, Dec. 21, 2002
32 — KeVaughn Allen vs. Florida State, Dec. 29, 2015

20-Rebound Games by Player

(23 By 10 Players)

Neal Walk	7
Chip Williams	4
Cliff Luyk	3
Gary Keller	2
Jim Zinn	2
Andrew DeClercq	1
Lew Doss	1
Eugene McDowell	1
Richard Peek	1
Jeff Ramsey	1

Most Rebounds in a Game by Class

SENIOR
26 — Cliff Luyk vs. Kentucky, Feb. 2, 1962
25 — Neal Walk vs. Georgia, March 1, 1969
24 — Neal Walk vs. Ole Miss, Jan. 27, 1969
22 — Chip Williams vs. LSU, Feb. 8, 1975
21 — Neal Walk vs. Vanderbilt, Jan. 1, 1969
JUNIOR
31 — Neal Walk vs. Alabama, Jan. 27, 1968
31 — Jim Zinn vs. Ole Miss, Feb. 18, 1957
29 — Neal Walk vs. Kentucky, Dec. 4, 1967
27 — Neal Walk vs. Florida State, Dec. 7, 1967
24 — Cliff Luyk vs. Jacksonville, Dec. 28, 1960
SOPHOMORE
30 — Jim Zinn vs. Wofford, Dec. 5, 1955
30 — Lew Doss vs. Mississippi State, Feb. 19, 1955
23 — Cliff Luyk vs. Georgia, Feb. 27, 1960
22 — Neal Walk vs. Virginia Tech, Dec. 29, 1966
22 — Richard Peek vs. Miami, Jan. 9, 1964
FRESHMAN
21 — Eugene McDowell vs. Georgia, Jan. 6, 1982
18 — Al Horford vs. Alabama, Feb. 5, 2005
17 — Ronnie Williams vs. Florida State, Jan. 26, 1981
17 — Malcolm Cesare vs. Missouri Western, Dec. 16, 1975
16 — Reggie Hannah vs. Hofstra, Dec. 13, 1977
16 — Gene Shy vs. Tennessee, Feb. 19, 1973



LARGEST WINS

Overall

75 pts	12/10/00	Florida A&M	125-50
67 pts	12/30/75	Roosevelt	121-54
63 pts	12/9/74	NW Missouri State	114-51
61 pts	11/21/07	Prairie View A&M	94-33
59 pts	11/29/99	New Hampshire	131-72
58 pts	11/27/00	Florida A&M	100-42
58 pts	12/20/98	Long Island	119-61
56 pts	11/28/07	Southern	83-27
54 pts	11/14/07	North Carolina Central	105-51
54 pts	12/18/01	High Point	103-49
54 pts	12/20/84	St. Thomas	120-66
53 pts	12/13/44	Cedar Key AAF	77-24
52 pts	12/30/01	Belmont	107-55
52 pts	11/28/01	New Hampshire	108-56
52 pts	12/4/99	Florida A&M	96-44
52 pts	1/4/32	Waycross	66-14

O'Connell Center

75 pts	12/10/00	Florida A&M	125-50
61 pts	11/21/07	Prairie View A&M	94-33
59 pts	11/29/99	New Hampshire	131-72
58 pts	11/27/00	Florida A&M	100-42
58 pts	12/20/98	Long Island	119-61
56 pts	11/28/07	Southern	83-27
54 pts	11/14/07	North Carolina Central	105-51
54 pts	12/18/01	High Point	103-49
52 pts	12/30/01	Belmont	107-55
52 pts	12/4/99	Florida A&M	96-44
51 pts	11/20/07	North Florida	102-51
51 pts	1/17/06	Savannah State	113-62
51 pts	11/28/84	Central Florida	106-55
50 pts	11/16/15	North Carolina A&T	104-54
50 pts	11/18/11	North Carolina A&T	105-55

Home

75 pts	12/10/00	Florida A&M	125-50
67 pts	12/30/75	Roosevelt	121-54
63 pts	12/9/74	NW Missouri State	114-51
61 pts	11/21/07	Prairie View A&M	94-33
59 pts	11/29/99	New Hampshire	131-72
58 pts	11/27/00	Florida A&M	100-42
58 pts	12/20/98	Long Island	119-61
56 pts	11/28/07	Southern	83-27
54 pts	11/14/07	North Carolina Central	105-51
54 pts	12/18/01	High Point	103-49
53 pts	12/13/44	Cedar Key AAF	77-24
52 pts	12/30/01	Belmont	107-55
52 pts	12/4/99	Florida A&M	96-44
51 pts	11/20/07	North Florida	102-51
51 pts	1/17/06	Savannah State	113-62
51 pts	11/24/84	Central Florida	106-55
51 pts	2/29/72	Chicago State	120-69
51 pts	1/8/43	O.C.S.	63-12

Away

54 pts	12/20/84	St. Thomas	120-66
52 pts	11/28/01	New Hampshire	108-56
52 pts	1/4/32	Waycross	66-14
49 pts	12/7/68	Miami	111-62
48 pts	1/6/40	Southern	77-29
46 pts	1/12/43	305th Fighter Squadron	70-24
40 pts	12/4/86	SMU (Pensacola)	110-70
40 pts	12/28/71	Columbia (Gator Bowl)	87-47
38 pts	2/11/43	197th Field Artillery	66-28
36 pts	1/6/39	Southern	62-26
35 pts	1/25/17	LSU	106-71
35 pts	1/26/13	Mississippi State	82-47
35 pts	1/29/66	Ole Miss	96-61
35 pts	1/15/26	Rollins	48-13

LARGEST LOSSES

Overall

56 pts	3/4/48	Kentucky	31-87
54 pts	1/21/81	Kentucky	48-102
53 pts	1923-24	Albany YMCA	13-66
48 pts	12/14/50	Kentucky	37-85
47 pts	1/30/63	West Virginia	67-114
47 pts	1/12/52	Kentucky	52-99
46 pts	1919-20	Macon YMCA	18-64
45 pts	1922-23	North Carolina	14-59
44 pts	2/14/70	Kentucky	66-110
43 pts	1/11/79	Tennessee	73-116
43 pts	1/31/59	Kentucky	51-94

O'Connell Center

31 pts	2/24/96	Kentucky	63-94
26 pts	1/3/81	LSU	66-92
25 pts	2/18/98	Kentucky	54-79
25 pts	2/21/90	Mississippi State	54-79
24 pts	12/9/95	Wake Forest	53-77
23 pts	2/4/81	Georgia	64-87
20 pts	2/15/92	LSU	50-70
20 pts	2/3/90	Mississippi	63-83
18 pts	1/9/21	Kentucky	58-76
18 pts	2/3/18	Alabama	50-68
18 pts	1/20/15	LSU	61-79
18 pts	11/16/10	Ohio State	75-93

Home

47 pts	11/12/52	Kentucky	52-99
42 pts	2/8/54	Kentucky	55-97
38 pts	1/27/45	Jacksonville NAS	26-64
37 pts	2/14/59	Mississippi State	68-105
32 pts	2/4/28	Davis-Elkins	25-57
31 pts	2/24/96	Kentucky	63-94
28 pts	12/18/34	Duke	27-55
26 pts	1/3/81	LSU	66-92
26 pts	2/5/46	Green Cove Springs	39-65
25 pts	2/21/90	Mississippi State	54-79
25 pts	1/12/63	Auburn	56-81
25 pts	2/1/29	North Carolina State	19-44
25 pts	1/3/28	Olson's Swedes	28-53

Away

56 pts	3/4/48	Kentucky	31-87
54 pts	1/21/81	Kentucky	48-102
53 pts	1923-24	Albany YMCA	13-66
48 pts	12/14/50	Kentucky	37-85
46 pts	1919-20	Macon YMCA	18-64
45 pts	1922-23	North Carolina	14-59
44 pts	2/14/70	Kentucky	66-110
43 pts	1/11/79	Tennessee	73-116
43 pts	1/31/59	Kentucky	51-94
40 pts	2/9/21	VMI	20-60



SEC STAT CHAMPIONS & STREAKS

NCAA Stat Champions

1967	Rebounding (1,275 in 25 games)
1998	3-Pt. FGs Per Game (9.83, 285 in 29 games)
2007	Scoring Margin (+17.2)
2007	FG Pct. (.526)
2012	3-Pt. FGs Per Game (9.65, 357 in 37 games)
2014	Wins (36)

SEC Stat Champions

1965	FG Pct.	.475
1966	Rebounding	51.6
1967	Rebounding	51.0*
1968	Rebounding	52.8
1969	FG Pct. Defense	.404
1969	Rebounding Margin	+9.8
1986	Turnover Margin	+4.2
1987	Scoring Offense	84.2
1987	3-Point FGs Per Game	5.8
1987	Turnover Margin	+4.8
1988	FG Pct. Defense	.431
1988	Blocks	4.6
1989	FG Pct.	.503
1989	FG Pct. Defense	.442
1989	FG Pct. Differential	+6.1%
1992	Scoring Defense	66.3
1993	Scoring Defense	69.8
1994	Scoring Defense	67.9
1994	Rebounding Defense	33.7
1994	Rebound Margin	+6.3
1995	Rebounding Defense	32.5
1995	Rebound Margin	+6.4
1997	3-Pt. FG Pct.	.374
1998	3-Pt. FG Per Game	9.83*
1998	3-Pt. FG Pct.	.400
1999	3-Pt. FG Pct.	.379
1999	3-Pt. FG Per Game	9.32
1999	Steals Per Game	10.03
2000	Scoring Offense	83.8
2000	Scoring Margin	+15.0
2000	Assists	16.51
2001	Scoring Offense	80.9
2001	Scoring Margin	+13.8
2001	3-Pt. FG Pct.	.383
2001	FT Pct.	.729
2001	Assists	17.35
2001	Assist/Turnover Ratio	1.19
2001	Defensive Rebounds	26.65
2002	Scoring Offense	80.5
2002	Scoring Margin	+13.9
2002	Assists	16.74
2002	Assist/Turnover Ratio	1.12
2003	3-Pt. Pct.	.390
2003	3-Pt. FG Per Game	8.70
2004	FG Pct.	.482
2004	FT Pct.	.750
2004	3-Pt. FG Per Game	8.0
2005	Points Per Game	76.2
2005	Scoring Margin	+13.1
2006	Scoring Margin	+14.7
2006	FG Pct.	.500
2006	3-Pt. FG Pct.	.392
2006	FT Pct.	.744
2006	FG Pct. Allowed	.399
2006	3-Pt. FG Pct. Allowed	.318
2007	FG Pct.	.526*
2007	3-Pt. FG Pct.	.409
2007	3-Pt. FG Pct. Allowed	.285
2007	Scoring Defense	62.6
2007	Scoring Margin	+17.2*
2007	Rebounding Defense	29.1
2007	Rebounding Margin	+8.5
2008	FG Pct.	.488
2008	Assist/Turnover Ratio	1.39
2008	Rebounding Defense	31.8
2009	Scoring Margin	+9.6
2009	Assists	16.81
2009	Assist/Turnover Ratio	1.39
2010	Assist/Turnover Ratio	1.13

2010	Turnovers Per Game	1.12
2011	FG Pct.	.465
2011	3-Pt. FG Pct. Defense	.311
2011	Rebounding Defense	31.9
2011	Rebounding Margin	+5.5
2011	Defensive Rebound Pct.	.701
2012	3-Pt. FGs Per Game	9.65*
2012	Assist/Turnover Ratio	1.34
2012	Assists	14.89
2013	Scoring Margin	+17.0
2013	Scoring Defense	54.4
2013	FG Pct. Defense	.382
2013	FG Pct.	.478
2013	Rebounding Defense	30.2
2013	3-Pt. FG Per Game	8.11
2013	Assist/Turnover Ratio	1.30
2013	3-Pt. FG Pct.	.378
2013	Defensive Rebounding Pct.	.716
2014	Scoring Defense	57.8
2014	Scoring Margin	+12.2
2014	FG Pct.	.460
2017	3FG Allowed	5.5
2018	Turnover Margin	+4.0
2018	Assist-to-Turnover Margin	1.3
2019	Scoring Defense	63.6
2019	3-Pt. FG Pct. Defense	.316
2021	FT Pct.	.753
2021	FG Pct.	.471
2021	3-Pt. FG Pct.	.356

*Led NCAA

Florida Basketball Streaks

- Longest winning:** 30 (12/10/2013 to 3/29/2014)
- Longest home winning:** 33 (11/11/2012 to 11/14/2014)
- Longest losing:** 14 (12/22/1981 to 2/3/1982; 1/17/1990 to 2/24/1990)
- Longest home losing:** 5 (3x, most recent 1/17/1990 to 2/21/1990)
- Longest road winning:** 9 (1/11/2014 to 3/14/2014)
- Longest road losing:** 17 (2/7/1979 to 12/6/1980)
- Longest SEC winning:** 21 (1/8/2014 to 1/15/2015)
- Longest SEC losing:** 12 (1/17/1990 to 2/24/1990)
- Longest home SEC winning:** 20 (1/9/2013 to 1/15/2015)
- Longest home SEC losing:** 7 (1/22/1979 to 2/24/1979)
- Longest road SEC winning:** 10 (1/11/2014 to 1/7/2015)
- Longest road SEC losing:** 22 (2/14/1981 to 1/2/1984)
- Longest non-conference winning:** 40 (11/16/1998 to 12/6/2003)
- Wins to open a season:** 17 (2005-06)
- Wins to open SEC schedule:** 18 (2014; undefeated)
- Losses to open a season:** 6 (1927-28; 1928-29; 1942-43)
- Losses to open SEC schedule:** 6 (entire SEC schedule) 1942-43
- Most consecutive winning seasons:** 16 (1999-2014)
- Most consecutive losing seasons:** 7 (1923-29)
- Most consecutive SEC winning seasons:** 16 (1999-2014)
- Most consecutive SEC losing seasons:** 7 (1954-60)
- Most consecutive NCAA Tournament appearances:** 9 (1999-2007)
- Most consecutive wins vs. opponent:** 17 vs. Rollins (1922-present)
- Most consecutive wins vs. SEC opponent:** 14 vs. Tennessee (1991-98)

Longest Winning Streaks

Overall	First Win	Last Win
30	Dec. 20, 2013	March 29, 2014
17	Dec. 6, 2006	Feb. 14, 2007
17	March 1, 2006	Nov. 24, 2006
17	Nov. 9, 2005	Jan. 18, 2006
15	March 4, 2007	Nov. 20, 2007
14	Dec. 16, 2002	Feb. 1, 2003
14	Nov. 16, 2001	Jan. 16, 2002
10	Dec. 29, 2012	Feb. 2, 2013
10	Dec. 10, 2008	Jan. 17, 2009
10	Dec. 5, 1951	Jan. 5, 1952

Home	First Win	Last Win
33	Nov. 11, 2012	Nov. 14, 2014
24	March 1, 2006	Nov. 20, 2007
20	Jan. 25, 2005	Feb. 4, 2006
19	Jan. 22, 2011	Feb. 4, 2012
19	Feb. 2, 2002	Feb. 25, 2003
18	Jan. 22, 1986	Feb. 4, 1987
17	March 19, 2008	Feb. 21, 2009
16	Feb. 4, 1967	Jan. 4, 1969
15	Jan. 27, 2001	Jan. 16, 2002
15	Nov. 26, 1993	Dec. 10, 1994

Road	First Win	Last Win
9	Jan. 11, 2014	March 4, 2014
7	Feb. 13, 2001	Jan. 12, 2002
7	Dec. 18, 1940	Feb. 3, 1941
6	Dec. 4, 1993	Jan. 15, 1994
5*	Jan. 6, 2013	Jan. 26, 2013

*Occured eight times. Most recent listed.

SEC	First Win	Last Win
21	Jan. 8, 2014	Jan. 15, 2015
13	March 1, 2006	Feb. 14, 2007
11	Feb. 10, 2001	Jan. 16, 2002
11	Jan. 21, 1989	March 1, 1989
8	Jan. 25, 2017	Feb. 21, 2017
8	Jan. 9, 2013	Feb. 2, 2013
7	Jan. 10, 2012	Feb. 4, 2012
7	Feb. 23, 2005	Jan. 14, 2006
7	Jan. 7, 2003	Feb. 1, 2003
6	Feb. 1, 2011	Feb. 24, 2011
6	Jan. 9, 1988	Jan. 27, 1988
6	Jan. 20, 1968	Feb. 5, 1968
6	Feb. 4, 1967	March 4, 1967

SEC Home	First Win	Last Win
20	Jan. 9, 2013	Jan. 15, 2015
13	March 1, 2006	Feb. 9, 2008
13	Feb. 4, 1967	Jan. 4, 1969
12	Jan. 22, 1986	Feb. 4, 1987
11	Jan. 22, 2011	Feb. 4, 2012
11	Feb. 2, 2002	Feb. 25, 2003
10	Jan. 25, 2005	Feb. 4, 2006
9	Jan. 5, 1994	Jan. 7, 1995
9	Jan. 21, 1989	Jan. 13, 1990
8	Jan. 7, 1961	Jan. 15, 1962

SEC Road	First Win	Last Win
10	Jan. 11, 2014	Jan. 7, 2015
6	March 5, 2006	Feb. 10, 2007
4	Jan. 25, 2017	Feb. 18, 2017
4	Jan. 12, 2013	Jan. 26, 2013
4	Jan. 8, 2000	Feb. 5, 2000
4	Jan. 25, 1989	March 1, 1989
4	Feb. 27, 1965	Jan. 29, 1966
4	Dec. 18, 1940	Jan. 11, 1941



YEAR-BY-YEAR LEADERS

Scoring

(Min. 75 Pct. Games Played)

SEASON	PLAYER	G	FGM-FGA	PCT	FTM-FTA	PCT	3PT FG	PCT	REB	AVG	TP	AVG
1947-48	Hans Tanzler, G	25	135		60						330	13.2
1948-49	Harry Hamilton, F	26	132		63						327	12.6
1949-50	Julian Miller, G	22	111-337	.329	94-124	.758					316	14.4
1950-51	Harry Hamilton, F	22	158-425	.372	49-75	.653			128	5.8	365	16.6
1951-52	Rick Casares, G	23	122-315	.387	100-167	.599			261	11.3	344	15.0
1952-53	Rick Casares, G	17	90-263	.342	84-140	.600			196	11.5	264	15.5
1953-54	Bob Emrick, F-C	22	140-332	.422	80-104	.769			201	9.1	360	16.4
1954-55	Bob Emrick, F-C	22	130-370	.351	132-185	.714			232	10.5	392	17.8
1955-56	Bob Emrick, F-C	23	126-325	.388	158-203	.778			239	10.4	410	17.8
1956-57	Joe Hobbs, G	24	182-445	.409	89-104	.856			74	3.1	453	18.9
1957-58	Joe Hobbs, G	21	202-467	.433	98-114	.860			87	4.1	502	23.9
1958-59	Bobby Sherwood, C	23	124-275	.451	64-103	.621			218	9.5	312	13.6
1959-60	Bob Shiver, G	22	152-344	.442	80-98	.816			120	5.5	384	17.5
1960-61	Lou Merchant, G	26	200-441	.454	59-79	.747			96	3.7	459	17.7
1961-62	Cliff Luyk, F	23	184-373	.493	127-206	.617			352	15.3	490	21.3
1962-63	Tom Baxley, G	25	145-329	.441	117-149	.785			50	2.0	407	16.3
1963-64	Brooks Henderson, G	22	147-309	.476	87-103	.845			163	7.4	381	17.3
1964-65	Brooks Henderson, G	25	105-222	.473	140-171	.819			112	4.5	350	14.0
1965-66	Gary Keller, C	26	152-322	.472	110-197	.558			326	12.5	414	15.9
1966-67	Gary Keller, C	25	143-313	.457	92-143	.643			282	11.3	378	15.1
1967-68	Neal Walk, C	25	239-507	.471	185-244	.758			494	19.8	663	26.5
1968-69	Neal Walk, C	27	224-465	.482	201-278	.723			481	17.8	649	24.0
1969-70	Andy Owens, F	25	257-526	.489	162-201	.806			228	9.1	676	27.0
1970-71	Tony Miller, G	26	155-354	.438	117-153	.765			68	2.6	427	16.4
1971-72	Tony Miller, G	19	195-432	.451	117-158	.741			85	4.5	507	26.7
1972-73	Tony Miller, G	26	181-426	.425	86-115	.748			77	3.0	448	17.2
1973-74	Chip Williams, C	23	199-357	.557	75-96	.781			255	11.1	473	20.6
1974-75	Gene Shy, F	28	192-402	.478	58-74	.784			205	7.3	442	15.8
1975-76	Gene Shy, F	26	157-368	.427	103-122	.844			140	5.4	417	16.0
1976-77	Bob Smyth, C-F	26	115-279	.591	63-104	.606			237	9.1	393	15.1
1977-78	Reggie Hannah, C-F	22	109-191	.571	81-122	.664			203	9.2	299	13.6
1978-79	Malcolm Cesare, F	27	185-338	.547	85-112	.759			187	6.9	455	16.9
1979-80	Reggie Hannah, C	27	161-298	.540	136-193	.705			241	8.9	458	17.0
1980-81	Ronnie Williams, F	28	216-374	.578	114-187	.610			253	9.0	546	19.5
1981-82	Ronnie Williams, F	27	218-365	.597	139-191	.728			222	8.2	575	21.3
1982-83	Ronnie Williams, F	28	184-317	.580	154-213	.723			245	8.8	522	18.6
1983-84	Ronnie Williams, F	27	154-263	.586	139-194	.716			234	8.7	447	16.6
1984-85	Andrew Moten, G	30	185-409	.452	129-169	.763			123	4.1	499	16.6
1985-86	Vernon Maxwell, G	33	262-566	.463	124-177	.701			147	4.5	648	19.6
1986-87	Andrew Moten, G	33	182-408	.446	103-144	.715	61-137	.445	109	3.3	528	16.0
1987-88	Dwayne Schintzius, C	35	224-456	.491	54-74	.730	1-5	.200	228	6.5	503	14.4
1988-89	Dwayne Schintzius, C	30	220-422	.521	99-140	.707	2-6	.333	290	9.7	541	18.0
1989-90	Dwayne Davis, C-F	28	139-229	.607	66-112	.589	0-0	.000	239	8.5	344	12.3
1990-91	Dwayne Davis, C	28	166-268	.619	91-152	.599	0-0	.000	208	7.4	423	15.1
1991-92	Stacey Poole, F	33	254-537	.473	81-120	.675	0-3	.000	240	7.3	589	17.8
1992-93	Stacey Poole, F	27	192-432	.444	60-94	.638	0-0	.000	173	6.4	444	16.4
1993-94	Dan Cross, G	37	179-371	.482	168-203	.828	55-124	.444	144	3.9	581	15.7
1994-95	Dan Cross, G	30	168-421	.399	150-178	.843	53-141	.376	107	3.6	539	18.0
1995-96	Dametri Hill, F-C	28	184-376	.489	110-164	.671	14-44	.318	218	7.8	492	17.6
1996-97	Greg Stolt, F	30	126-289	.436	100-118	.847	64-155	.413	183	6.1	416	13.9
1997-98	Kenyan Weaks, G	26	122-238	.513	26-33	.788	61-120	.508	124	4.8	331	12.7
1998-99	Mike Miller, F	28	115-233	.494	80-114	.702	31-87	.356	146	5.2	341	12.2
1999-00	Mike Miller, F	37	175-368	.476	124-170	.729	47-139	.338	243	6.6	521	14.1
2000-01	Udonis Haslem, C	31	188-315	.597	146-206	.709	0-0	.000	232	7.5	522	16.8
2001-02	Udonis Haslem, C	31	159-283	.562	177-255	.694	0-1	.000	256	8.3	495	16.0
2002-03	Matt Bonner, F	33	182-357	.510	74-101	.733	63-133	.474	201	6.1	501	15.2
2003-04	Anthony Roberson, G	30	180-390	.462	79-92	.859	99-233	.425	89	3.0	538	17.9
2004-05	Anthony Roberson, G	32	193-423	.456	81-90	.900	94-242	.388	65	2.0	561	17.5
2005-06	Joakim Noah, F/C	39	202-322	.627	148-202	.733	0-1	.000	278	7.1	552	14.2
2006-07	Taurean Green, G	40	154-347	.444	141-166	.849	82-203	.404	96	2.4	531	13.3
2007-08	Nick Calathes, G	36	175-411	.426	144-199	.724	58-158	.367	187	5.2	552	15.3
2008-09	Nick Calathes, G	36	205-425	.482	135-191	.707	73-187	.390	192	5.3	618	17.2
2009-10	Kenny Boynton, G	34	165-439	.376	74-99	.747	72-245	.294	87	2.6	476	14.0
2010-11	Erving Walker, G	37	153-372	.411	154-198	.778	79-205	.385	109	2.9	539	14.6
2011-12	Kenny Boynton, G	37	187-425	.440	104-138	.754	110-270	.407	97	2.6	588	15.9
2012-13	Mike Rosario, G	36	160-357	.448	69-83	.831	61-166	.367	92	2.6	450	12.5
2013-14	Casey Prather, F	37	190-315	.603	129-190	.679	2-5	.400	184	5.0	511	13.8
2014-15	Dorian Finney-Smith, F	28	137-290	.426	44-75	.587	49-115	.426	174	6.2	367	13.1
2015-16	Dorian Finney-Smith, F	36	169-387	.437	121-165	.733	71-193	.368	300	8.3	530	14.7
2016-17	KeVaughn Allen, G	36	168-384	.438	91-103	.883	78-211	.370	86	2.4	505	14.0
2017-18	Jalen Hudson, G	34	179-393	.455	92-139	.662	78-193	.404	132	3.9	528	15.5
2018-19	KeVaughn Allen, G	36	135-347	.389	94-106	.887	62-190	.326	100	2.8	426	11.8
2019-20	Keyontae Johnson, F	31	166-305	.544	73-95	.768	30-79	.380	221	7.1	435	14.0
2021-21	Tre Mann, G	24	133-290	.459	74-89	.831	45-112	.402	135	5.6	385	16.0



YEAR-BY-YEAR LEADERS

Rebounding

(Min. 75 Pct. Games Played)

SEASON	PLAYER	G	REB	AVG
1957-58	Jim Zinn, F	21	328	15.6
1958-59	Bob Sherwood, F	23	218	9.5
1959-60	Bob Sherwood, F	22	231	10.5
1960-61	Cliff Luyk, F	25	328	13.1
1961-62	Cliff Luyk, F	23	352	15.3
1962-63	Dick Tomlinson, F	25	176	7.0
1963-64	Mont Highley, C	22	236	10.7
1964-65	Gary Keller, C	25	247	9.9
1965-66	Gary Keller, C	26	326	12.5
1966-67	Gary Keller, C	25	282	11.3
1967-68	Neal Walk, C	25	494	19.8
1968-69	Neal Walk, C	27	481	17.8
1969-70	Andy Owens, F	25	228	9.1
1970-71	Earl Findley, F	26	247	9.5
1971-72	Dan Boe, C	24	237	9.9
1972-73	Chip Williams, C	25	303	12.1
1973-74	Chip Williams, C	23	255	11.1
1974-75	Chip Williams, C	28	217	7.8
1975-76	Bob Smyth, C-F	26	330	12.7
1976-77	Bob Smyth, C-F	26	237	9.1
1977-78	Reggie Hannah, C-F	22	203	9.2
1978-79	Reggie Hannah, C	27	231	8.6
1979-80	Reggie Hannah, C	27	241	8.9
1980-81	Ronnie Williams, F	28	253	9.0
1981-82	Eugene McDowell, C	27	238	8.8
1982-83	Ronnie Williams, F	28	245	8.8
1983-84	Eugene McDowell, C	29	267	9.2
1984-85	Eugene McDowell, C	30	295	9.8
1985-86	Kenny McClary, C	33	185	5.6
1986-87	Dwayne Schintzius, C	34	206	6.1
1987-88	Dwayne Schintzius, C	35	228	6.5
1988-89	Dwayne Schintzius, C	30	290	9.7
1989-90	Dwayne Davis, C-F	28	239	8.5
1990-91	Dwayne Davis, C	28	208	7.4
1991-92	Stacey Poole, F	33	240	7.3
1992-93	Andrew DeClercq, C	28	198	7.1
1993-94	Andrew DeClercq, F-C	37	292	7.9
1994-95	Andrew DeClercq, F-C	30	265	8.8
1995-96	Dametri Hill, C-F	28	218	7.8
1996-97	Greg Stolt, F	30	183	6.1
1997-98	Damen Maddox, C	27	147	5.4
1998-99	Brent Wright, F	31	183	5.9
1999-00	Donnell Harvey, C	37	258	7.0
2000-01	Matt Bonner, F	31	238	7.7
2001-02	Udonis Haslem, C	31	256	8.3
2002-03	David Lee, C	33	224	6.8
2003-04	David Lee, F	31	212	6.8
2004-05	David Lee, F	32	288	9.0
2005-06	Al Horford, F-C	39	295	7.6
2006-07	Al Horford, F-C	38	360	9.5
2007-08	Marreese Speights, C	36	290	8.1
2008-09	Alex Tyus, F	36	222	6.2
2009-10	Alex Tyus, F	34	234	6.9
2010-11	Chandler Parsons, F	36	279	7.8
2011-12	Bradley Beal, G	37	249	6.7
2012-13	Patric Young, C	37	232	6.3
2013-14	Dorian Finney-Smith, F	37	247	6.7
2014-15	Dorian Finney-Smith, F	28	174	6.2
2015-16	Dorian Finney-Smith, F	36	300	8.3
2016-17	Devin Robinson, F	36	220	6.1
2017-18	Egor Koulechov, G	34	218	6.4
2018-19	Keyontae Johnson, F	36	229	6.4
2019-20	Kerry Blackshear Jr., F	31	231	7.5
2021-21	Colin Castleton, F	24	153	6.4

Field Goal Percentage

(Min. 100 Att.)

SEASON	PLAYER	G	FGM-FGA	PCT
1957-58	Joe Hobbs, G	21	202-467	.433
1958-59	Bob Sherwood, F	23	124-275	.451
1959-60	Bob Shiver, G	22	152-344	.442
1960-61	Lou Merchant, G	26	200-441	.454

1961-62	Cliff Luyk, F	23	184-373	.493
1962-63	Bob Hoffmann, C	24	64-124	.516
1963-64	Dick Tomlinson, F	22	151-287	.526
1964-65	Jeff Ramsey, C	25	85-135	.630
1965-66	Gary Keller, F	26	152-322	.472
1966-67	Neal Walk, C	25	109-210	.519
1967-68	Neal Walk, C	25	239-507	.471
1968-69	Neal Walk, C	27	224-465	.482
1969-70	Andy Owens, F	25	257-526	.489
1970-71	Jerry Hoover, G	26	75-156	.481
1971-72	Jerry Hoover, G	26	98-189	.519
1972-73	Bob Smyth, C-F	26	85-175	.486
1973-74	Chip Williams, C	23	199-357	.557
1974-75	Mike Lederman, C	28	135-234	.577
1975-76	Al Bonner, F	25	131-235	.557
1976-77	Bob Smyth, C-F	26	165-279	.591
1977-78	Larry Brewster, C	27	104-175	.594
1978-79	Malcolm Cesare, F	27	185-338	.547
1979-80	Reggie Hannah, C	27	161-298	.540
1980-81	Ronnie Williams, F	28	214-372	.575
1981-82	Ronnie Williams, F	27	218-365	.597
1982-83	Eugene McDowell, C	31	203-314	.646
1983-84	Eugene McDowell, C	29	150-244	.615
1984-85	Randall Leath, C-F	30	77-127	.606
1985-86	Kenny McClary, C	33	84-155	.542
1986-87	Chris Capers, F	31	110-175	.629
1987-88	Dwayne Davis, F	35	88-147	.599
1988-89	Dwayne Davis, F	33	179-248	.722
1989-90	Dwayne Davis, C-F	28	139-229	.607
1990-91	Dwayne Davis, C	28	166-268	.619
1991-92	Hosie Grimsley, F	33	79-151	.523
1992-93	Andrew DeClercq, C	28	118-208	.567
1993-94	Andrew DeClercq, F-C	37	129-237	.544
1994-95	Dametri Hill, C	29	155-295	.525
1995-96	LeRon Williams, F	28	123-238	.517
1996-97	Damen Maddox, C	30	71-137	.518
1997-98	Damen Maddox, C	27	70-122	.574
1998-99	Udonis Haslem, C	31	117-194	.603
1999-00	Udonis Haslem, C	37	169-292	.579
2000-01	Udonis Haslem, C	31	188-315	.597
2001-02	David Lee, F	31	84-145	.579
2002-03	David Lee, C	33	149-230	.648
2003-04	David Lee, F	31	150-255	.588
2004-05	David Lee, F	32	160-305	.525
2005-06	Chris Richard, F	39	97-139	.698
2006-07	Chris Richard, F	40	98-142	.690
2007-08	Marreese Speights, C	36	216-346	.624
2008-09	Alex Tyus, F	36	195-330	.591
2009-10	Vernon Macklin, F	34	156-257	.607
2010-11	Vernon Macklin, C	37	191-322	.593
2011-12	Patric Young, C	37	162-262	.618
2012-13	Casey Prather, F	29	79-127	.622
2013-14	Casey Prather, F	37	190-315	.603
2014-15	Chris Walker, F	31	64-119	.538
2015-16	John Egbunu, C	34	149-252	.591
2016-17	Kevarrius Hayes, C	36	77-127	.606
2017-18	Kevarrius Hayes, C	34	62-109	.569
2018-19	Kevarrius Hayes, C	36	113-168	.673
2019-20	Keyontae Johnson, F	31	166-305	.544
2020-21	Colin Castleton, F	24	111-186	.597

3-Point Field Goal Percentage

(Min. 50 Att.)

SEASON	PLAYER	G	FGM-FGA	PCT
1986-87	Joe Lawrence, F	34	64-127	.504
1987-88	Pat Lawrence, F	35	41-98	.418
1988-89	Brian Hogan, G	34	23-62	.371
1989-90	Brian Hogan, G	28	27-66	.409
1990-91	Scott Stewart, G	27	25-56	.446
1991-92	Scott Stewart, G	33	36-94	.383
1992-93	Craig Brown, G	28	51-118	.432
1993-94	Dan Cross, G	37	55-124	.444
1994-95	Dan Cross, G	30	53-141	.376
1995-96	Greg Stolt, F	28	41-114	.360
1996-97	Dan Williams, G	30	33-69	.478
1997-98	Kenyan Weak, G	26	61-120	.508



YEAR-BY-YEAR LEADERS

1998-99	Greg Stolt, F	31	78-178	.438
1999-00	Brett Nelson, G	37	49-113	.434
2000-01	Brett Nelson, G	31	81-179	.453
2001-02	Brett Nelson, G	31	98-248	.395
2002-03	Matt Bonner, F	33	63-133	.474
2003-04	Lee Humphrey, G	26	25-57	.439
2004-05	Matt Walsh, G	28	69-162	.426
2005-06	Lee Humphrey, G	38	113-246	.459
2006-07	Walter Hodge, G	40	34-68	.500
2007-08	Jai Lucas, G	36	37-85	.435
2008-09	Erving Walker, G	36	70-167	.419
2009-10	Chandler Parsons, F	34	38-106	.358
2010-11	Erving Walker, G	37	79-205	.385
2011-12	Erik Murphy, F	34	59-140	.421
2012-13	Michael Frazier II, G	36	52-111	.468
2013-14	Michael Frazier II, G	39	118-264	.447
2014-15	Dorian Finney-Smith, F	28	49-115	.426
2015-16	Justin Leon, F	34	25-67	.373
2016-17	Justin Leon, F	36	49-123	.398
2017-18	Keith Stone, F	34	39-92	.424
2018-19	Noah Locke, G	36	81-214	.379
2019-20	Noah Locke, G	31	79-183	.432
2020-21	Noah Locke, G	25	57-141	.404

3-Point Field Goals Made

SEASON	PLAYER	G	3FGM
1986-87	Joe Lawrence, F	34	64
1987-88	Pat Lawrence, F	35	41
1988-89	Clifford Lett, G	34	39
1989-90	Renaldo Garcia, G	28	42
1990-91	Brian Hogan, G	28	35
1991-92	Scott Stewart, G	33	36
1992-93	Craig Brown, G	28	51
1993-94	Craig Brown, G	37	89
1994-95	Dan Cross, G	30	53
1995-96	Greg Stolt, F	28	41
1996-97	Greg Stolt, F	30	64
1997-98	Kenyan Weaks, G	26	61
1998-99	Greg Stolt, F	31	78
1999-00	Teddy Dupay, G	37	62
2000-01	Brett Nelson, G	31	81
2001-02	Brett Nelson, G	31	98
2002-03	Anthony Roberson, G	33	74
2003-04	Anthony Roberson, G	30	99
2004-05	Anthony Roberson, G	32	94
2005-06	Lee Humphrey, G	38	113
2006-07	Lee Humphrey, G	40	113
2007-08	Nick Calathes, G	36	55
2008-09	Nick Calathes, G	36	73
2009-10	Kenny Boynton, G	34	72
2010-11	Kenny Boynton, G	37	80
2011-12	Kenny Boynton, G	37	110
2012-13	Erik Murphy, F	36	72
2013-14	Michael Frazier II, G	39	118
2014-15	Michael Frazier II, G	26	57
2015-16	Dorian Finney-Smith	36	71
2016-17	KeVaughn Allen, G	36	78
2017-18	Jalen Hudson, G	34	78
2018-19	Noah Locke, G	36	81
2019-20	Noah Locke, G	31	79
2020-21	Noah Locke, G	25	57

Free Throw Percentage

SEASON	PLAYER	G	FTM-FTA	PCT
1956-57	Joe Hobbs, G	24	89-104	.856
1957-58	Joe Hobbs, G	21	98-114	.860
1958-59	Frank Etheridge, F	23	73-97	.753
1959-60	Bob Shiver, G	22	80-98	.816
1960-61	Lou Merchant, G	26	59-79	.747
1961-62	Tom Barbee, F	22	63-76	.829
1962-63	Brooks Henderson, G	19	110-132	.833
1963-64	Brooks Henderson, G	22	87-103	.845
1964-65	Brooks Henderson, G	25	140-171	.819
1965-66	Paul Morton, F	26	74-92	.804
1966-67	Jeff Ramsey, C	25	50-61	.820

1967-68	Andy Owens, F	24	101-121	.835
1968-69	Boyd Welsch, G	26	64-80	.800
1969-70	Andy Owens, F	27	162-201	.806
1970-71	Tony Miller, G	26	117-153	.765
1971-72	Tony Miller, G	19	113-152	.743
1972-73	Tony Miller, G	26	86-115	.748
1973-74	Don Bostic, G	25	53-65	.815
1974-75	Bruno Caldwell, G	28	102-115	.887
1975-76	Gene Shy, F	26	103-122	.844
1976-77	Al Bonner, F	26	82-95	.863
1977-78	Larry Brewster, C	27	91-114	.798
1978-79	Ric Clarson, F	27	62-76	.816
1979-80	Reggie Hannah, C	28	136-193	.705
1980-81	Vernon Delancy, G	28	113-144	.785
1981-82	Rob Harden, G	27	56-67	.836
1982-83	Ronnie Williams, F	28	154-213	.723
1983-84	Ronnie Williams, F	27	139-194	.716
1986-87	Andrew Moten, G	33	103-144	.715
1987-88	Dwayne Schintzius, C	35	54-74	.730
1988-89	Dwayne Schintzius, C	30	99-140	.707
1989-90	Dwayne Schintzius, C	11	30-38	.789
1990-91	Renaldo Garcia, G	28	79-106	.745
1991-92	Craig Brown, G	33	82-108	.759
1992-93	Scott Stewart, G	28	46-52	.885
1993-94	Dan Cross, G	37	168-203	.828
	Craig Brown, G	37	77-93	.828
1994-95	Dan Cross, G	30	150-178	.843
1995-96	Brian Thompson, F	28	33-44	.750
1996-97	Greg Stolt, F	30	100-118	.847
1997-98	Jason Williams, G	20	63-75	.840
1998-99	Teddy Dupay, G	31	85-105	.810
1999-00	Kenyan Weaks, G	37	53-59	.898
2000-01	Teddy Dupay, G	24	85-104	.817
2001-02	Brett Nelson, G	31	48-57	.842
2002-03	Anthony Roberson, G	33	50-61	.820
2003-04	Anthony Roberson, G	30	79-92	.859
2004-05	Anthony Roberson, G	32	81-90	.900
2005-06	Taurean Green, G	39	171-193	.886
2006-07	Taurean Green, G	40	141-166	.849
2007-08	Dan Werner, F	36	51-66	.773
2008-09	Walter Hodge, G	36	39-48	.813
2009-10	Erving Walker, G	34	112-138	.812
2010-11	Kenny Boynton, G	37	107-130	.823
2011-12	Erving Walker, G	37	110-135	.815
2012-13	Mike Rosario, G	36	69-83	.831
2013-14	Michael Frazier II, G	39	48-57	.842
2014-15	Michael Frazier II, G	26	61-70	.871
2015-16	KeVaughn Allen, G	36	99-117	.846
2016-17	KeVaughn Allen, G	36	91-103	.883
	Canyon Barry, G	35	113-128	.883
2017-18	KeVaughn Allen, G	34	77-85	.906
2018-19	KeVaughn Allen, G	36	94-106	.887
2019-20	Scottie Lewis, G	30	67-82	.817
2020-21	Tre Mann, G	24	74-89	.831

Assists

SEASON	PLAYER	G	ASST
1967-68	Mike Leatherwood, G	25	81
1968-69	Mike Leatherwood, G	26	129
1969-70	Jerry Hoover, G	25	73
1970-71	Jerry Hoover, G	26	126
1971-72	Jerry Hoover, G	23	107
1972-73	Steve Williams, G	24	108
1973-74	Bruno Caldwell, G	26	98
1974-75	Bruno Caldwell, G	28	110
1975-76	Mike Lederman, G	24	79
1976-77	Richard Gasper, G	26	117
1977-78	Richard Gasper, G	27	109
1978-79	Mike Milligan, G-F	27	85
1979-80	Mike Milligan, F	26	101
1980-81	Mike Moses, G	28	113
1981-82	Mike Moses, G	27	105
1982-83	Vernon Delancy, G	28	165
1983-84	Vernon Delancy, G	29	132
1984-85	Andrew Moten, G	30	106
1985-86	Ronnie Montgomery, G	33	157



YEAR-BY-YEAR LEADERS

1986-87	Andrew Moten, G	33	154
1987-88	Ronnie Montgomery, G	34	190
1988-89	Clifford Lett, G	34	146
1989-90	B.J. Carter, G	16	45
1990-91	Renaldo Garcia, G	28	82
1991-92	Scott Stewart, G	33	82
1992-93	Scott Stewart, G	28	84
1993-94	Dan Cross, G	37	146
1994-95	Greg Williams, G	30	120
1995-96	Greg Williams, G	28	140
1996-97	Eddie Shannon, G	30	127
1997-98	Jason Williams, G	20	134
1998-99	Eddie Shannon, G	29	139
1999-00	Brett Nelson, G	37	110
2000-01	Brett Nelson, G	31	133
2001-02	Justin Hamilton, G	29	109
2002-03	Justin Hamilton, G	33	118
2003-04	Anthony Roberson, G	30	108
2004-05	Matt Walsh, F	32	85
2005-06	Taurean Green, G	39	184
2006-07	Taurean Green, G	40	147
2007-08	Nick Calathes, G	36	221
2008-09	Nick Calathes, G	36	231
2009-10	Erving Walker, G	34	166
2010-11	Chandler Parsons, F	36	136
2011-12	Erving Walker, G	37	170
2012-13	Scottie Wilbekin, G	35	174
2013-14	Scottie Wilbekin, G	34	123
2014-15	Kasey Hill, G	33	149
2015-16	Chris Chiozza, G	36	156
2016-17	Kasey Hill, G	36	161
2017-18	Chris Chiozza, G	34	208
2018-19	Andrew Nembhard, G	36	194
2019-20	Andrew Nembhard, G	31	173
2020-21	Tre Mann, G	24	83

Blocked Shots

SEASON	PLAYER	G	BLK
1975-76	Malcolm Cesare, F	26	17
1976-77	Malcolm Cesare, F	26	20
1977-78	Malcolm Cesare, F	27	30
1978-79	Reggie Hannah, C	27	30
1979-80	Reggie Hannah, C	27	29
1980-81	Ronnie Williams, F	28	29
1981-82	Eugene McDowell, C	27	36
1982-83	Eugene McDowell, C	31	48
1983-84	Eugene McDowell, C	29	36
1984-85	Eugene McDowell, C	30	30
1985-86	Kenny McClary, C	33	29
1986-87	Dwayne Schintzius, C	34	96
1987-88	Dwayne Schintzius, C	35	90
1988-89	Dwayne Schintzius, C	30	58
1989-90	Dwayne Davis, C-F	28	45
1990-91	Dwayne Davis, C	28	33
1991-92	Andrew DeClercq, C	33	47
1992-93	Andrew DeClercq, C	28	44
1993-94	Andrew DeClercq, F-C	37	51
1994-95	Andrew DeClercq, F-C	30	34
1995-96	LeRon Williams, F	28	34
1996-97	Damen Maddox, C	30	30
1997-98	Damen Maddox, C	27	38
1998-99	Greg Stolt, F	31	24
1999-00	Donnell Harvey, C	37	31
2000-01	Udonis Haslem, C	31	31
2001-02	Udonis Haslem, C	31	39
2002-03	David Lee, C	33	48
2003-04	Adrian Moss, F-C	31	21
2004-05	Al Horford, C	32	51
2005-06	Joakim Noah, F-C	39	95
2006-07	Joakim Noah, F-C	40	72
2007-08	Marreese Speights, C	36	49
2008-09	Alex Tyus, C	36	28
2009-10	Alex Tyus, F	34	35
2010-11	Patric Young, C	37	31
2011-12	Erik Murphy, F	34	37
2012-13	Patric Young, C	37	58

2013-14	Patric Young, C	39	41
2014-15	Chris Walker, F	31	36
2015-16	John Egbunu, C	34	48
2016-17	Kevarrius Hayes, C	36	60
2017-18	Kevarrius Hayes, C	34	67
2018-19	Kevarrius Hayes, C	36	67
2019-20	Scottie Lewis, G	30	36
2020-21	Colin Castleton, F	24	54

Steals

SEASON	PLAYER	G	STL
1973-74	Mike Lederman, G	26	24
1974-75	Mike Lederman, G	28	36
1975-76	Mike Lederman, G	24	25
1976-77	Richard Gasper, G	26	42
1977-78	Richard Gasper, G	27	49
1978-79	Malcolm Cesare, F	27	28
1979-80	Mike Milligan, F	27	45
1980-81	Vernon Delancy, G	28	49
1981-82	Rob Harden, G	27	38
	Mike Moses, G	27	38
1982-83	Ronnie Williams, F	28	29
1983-84	Vernon Delancy, G	29	41
	Darryl Gresham, G	29	41
1984-85	Andrew Moten, G	30	37
1985-86	Vernon Maxwell, G	33	47
1986-87	Andrew Moten, G	33	52
1987-88	Ronnie Montgomery, G	34	52
1988-89	Clifford Lett, G	34	52
1989-90	Dwayne Davis, C-F	28	44
1990-91	Dwayne Davis, C	28	63
1991-92	Craig Brown, G	33	41
1992-93	Andrew DeClercq, C	28	47
1993-94	Dan Cross, G	37	76
1994-95	Dan Cross, G	30	52
1995-96	Eddie Shannon, G	28	47
1996-97	Eddie Shannon, G	30	52
1997-98	Eddie Shannon, G	29	53
	Jason Williams, G	20	53
1998-99	Kenyan Weaks, G	24	54
1999-00	Brett Nelson, G	37	60
2000-01	Brett Nelson, G	31	59
2001-02	Orien Greene, G	31	61
2002-03	Justin Hamilton, G	33	54
2003-04	Matt Walsh, G	31	47
2004-05	Corey Brewer, G-F	32	46
2005-06	Corey Brewer, G-F	39	61
2006-07	Corey Brewer, G-F	40	69
2007-08	Nick Calathes, G	36	58
2008-09	Nick Calathes, G	36	68
2009-10	Erving Walker, G	34	45
2010-11	Erving Walker, G	37	41
2011-12	Bradley Beal, G	37	51
2012-13	Scottie Wilbekin, G	35	53
2013-14	Scottie Wilbekin, G	34	56
2014-15	Chris Chiozza, G	33	39
2015-16	Kasey Hill, G	36	53
2016-17	Kasey Hill, G	36	60
2017-18	Chris Chiozza, G	34	65
2018-19	KeVaughn Allen, G	36	50
2019-20	Keyontae Johnson, F	31	38
2020-21	Tyree Appleby, G	25	38



YEAR-BY-YEAR TEAM STATS

SEASON		G	FG-FGA	FG%	FT-FTA	FT%	3FG-FGA	3-PT%	REB-AVG	PF-DQ	A	TO	BLK	ST	PTS	AVG
1949-50	Florida	23	432-1486	.291	334-519	.644				386					1,206	52.4
	Opponent	23													1,309	56.9
1950-51	Florida	23	543-1673	.325	294-468	.628			767-33.3	447-16					1,442	62.7
	Opponent	23	567-1617	.351	322-493	.653			729-31.7	433-24					1,522	66.2
1951-52	Florida	24	578-1710	.338	422-684	.617			1168-48.7	531-36					1,578	65.8
	Opponent	24	594-1887	.315	355-548	.648			985-41.0	614-43					1,543	64.3
1952-53	Florida	19	464-1360	.341	424-627	.676			827-43.5	401-23					1,352	71.2
	Opponent	19	438-1414	.310	389-621	.626			715-37.6	425-29					1,265	66.6
1953-54	Florida	22	507-1506	.337	540-746	.724			800-36.4	493-25					1,554	70.6
	Opponent	22	588-1644	.358	505-762	.663			876-39.8	518-19					1,681	76.4
1954-55	Florida	22	528-1668	.317	562-804	.699			1092-49.6	453-26					1,618	73.5
	Opponent	22	571-1547	.369	525-770	.682			992-45.1	486-18					1,667	75.8
1955-56	Florida	23	670-1804	.371	471-667	.706			1245-54.1	441					1,811	78.7
	Opponent	23	629-1677	.375	498-754	.660			1011-44.0	396					1,756	76.3
1956-57	Florida	24	663-1737	.382	535-746	.717			1127-47.0	531-19					1,861	77.5
	Opponent	24	576-1483	.388	554-797	.695			978-40.8	435-20					1,708	71.2
1957-58	Florida	21	589-1508	.391	371-530	.700			1067-50.8	385					1,545	73.6
	Opponent	21	546-1481	.369	358-516	.694			930-44.3	382					1,451	69.1
1958-59	Florida	23	614-1667	.368	397-607	.654			1195-52.0	448-7					1,625	70.7
	Opponent	23	656-1557	.421	438-625	.701			1209-52.6	427-10					1,746	75.9
1959-60	Florida	22	591-1605	.368	367-541	.678			1098-49.9	448-15					1,549	70.4
	Opponent	22	599-1389	.431	457-633	.722			1038-47.2	400-16					1,655	75.2
1960-61	Florida	26	705-1748	.403	420-611	.687			1301-50.0	475					1,830	70.4
	Opponent	26	701-1733	.405	444-685	.648			1206-46.4	460					1,846	71.0
1961-62	Florida	23	606-1405	.431	342-498	.687			1065-46.3	382					1,554	67.6
	Opponent	23	619-1484	.417	351-507	.692			905-39.3	386					1,589	69.1
1962-63	Florida	26	705-1579	.446	533-703	.758			1093-42.0	535					1,943	74.7
	Opponent	26	731-1671	.437	513-713	.719			1100-42.3	500					1,975	76.0
1963-64	Florida	22	671-1454	.461	378-568	.665			1153-52.4	446					1,720	78.2
	Opponent	22	598-1524	.392	391-568	.688			924-42.0	441					1,606	73.0
1964-65	Florida	25	658-1386	.475	510-712	.716			1041-41.6	585					1,826	73.0
	Opponent	25	528-1342	.393	574-707	.724			708-28.3	537					1,568	62.7
1965-66	Florida	26	682-1674	.407	491-751	.654			1342-51.6	520					1,855	71.3
	Opponent	26	653-1575	.415	434-636	.682			1058-40.7	524					1,740	66.9
1966-67	Florida	25	732-1627	.450	467-652	.716			1275-51.0	508-23					1,931	77.2
	Opponent	25	581-1419	.409	475-681	.698			849-34.0	450-24					1,637	65.5
1967-68	Florida	25	742-1784	.416	484-671	.721			1319-52.8	517-29	262				1,968	78.7
	Opponent	25	690-1639	.421	484-682	.710			1058-42.3	478-20	236				1,864	74.6
1968-69	Florida	27	820-1856	.442	453-638	.710			1345-49.8	467-21	404				2,093	77.5
	Opponent	27	739-1806	.409	427-580	.736			1095-40.6	480-16	347				1,905	70.6
1969-70	Florida	26	751-1819	.412	411-598	.687			1196-46.0	505-24	262				1,913	73.6
	Opponent	26	787-1844	.426	474-669	.709			1311-50.4	427-14	310				2,048	78.8
1970-71	Florida	26	730-1724	.423	447-631	.708			1141-43.9	468	335	339			1,907	73.3
	Opponent	26	764-1638	.466	438-631	.694			1104-42.5	465	332	367			1,966	75.6
1971-72	Florida	25	776-1723	.450	434-675	.643			1204-48.2	559-29					1,986	79.4
	Opponent	25	712-1541	.462	528-810	.652			1094-43.8	527-26					1,952	78.1
1972-73	Florida	26	793-1814	.437	325-486	.669			1197-46.0	516-16	455	378			1,911	73.5
	Opponent	26	818-1753	.467	357-515	.693			1078-41.5	502-17	414	396			1,933	74.3
1973-74	Florida	26	787-1642	.479	419-556	.754			991-38.1	563-16	438	466	167		1,993	76.7
	Opponent	26	790-1704	.464	389-536	.726			988-38.0	545-23	286	453	138		1,969	75.7
1974-75	Florida	28	917-1878	.488	456-596	.765			1072-38.3	641-28	422	421	154		2,290	81.8
	Opponent	28	887-1780	.498	501-707	.709			1064-38.0	558-17	412	486	112		2,275	81.3
1975-76	Florida	26	821-1760	.466	459-608	.755			1123-43.2	622-40	402		64	107	2,101	80.8
	Opponent	26	801-1710	.468	428-652	.656			1023-39.3	566-21	336		91	106	2,030	78.1
1976-77	Florida	26	832-1615	.515	444-636	.698			1001-38.5	598-28	436	414	54	167	2,108	81.1
	Opponent	26	756-1614	.468	468-692	.676			959-36.9	587	342	428	60	128	1,980	76.2
1977-78	Florida	27	796-1636	.487	461-660	.698			1029-38.1	592-24	364	481	103	166	2,053	76.0
	Opponent	27	780-1624	.480	454-639	.710			924-34.2	613-25	320	481	60	207	2,014	74.6
1978-79	Florida	27	816-1683	.485	358-531	.674			973-36.0	599-23	328		104	160	1,990	73.7
	Opponent	27	803-1644	.488	445-635	.701			991-36.7	531-23	354		64	196	2,053	76.0
1979-80	Florida	28	774-1599	.484	380-579	.656			879-31.4	575-24	349		68	205	1,928	68.9
	Opponent	28	889-1738	.512	432-611	.707			1029-36.8	588-21	394		65	235	2,210	78.9
1980-81	Florida	28	742-1489	.498	440-644	.683			906-32.4	585-29	339	453	56	182	1,924	68.7
	Opponent	28	815-1674	.487	444-645	.688			965-34.5	589-19	320	359	73	215	2,074	74.1
1981-82	Florida	27	720-1438	.501	405-580	.698			770-28.5	563-19	373	493	84	177	1,845	68.3
	Opponent	27	742-1470	.505	438-611	.717			840-31.1	532-21	345	438	64	235	1,922	71.2
1982-83	Florida	31	877-1709	.513	505-734	.688			1090-35.2	579-21	424	518	111	207	2,260	72.9
	Opponent	31	882-1854	.476	460-646	.712			975-31.5	641-31	349	428	76	249	2,227	71.8
1983-84	Florida	29	797-1608	.496	435-654	.665			975-33.6	507-16	253	391	42	116	2,029	70.0
	Opponent	29	790-1649	.479	336-502	.669			952-32.8	598-22	262	440	48	103	1,916	66.1
1984-85	Florida	30	896-1856	.483	419-628	.667			1141-38.0	556-13	465	373	77	172	2,211	73.7
	Opponent	30	841-1796	.468	365-539	.677			1038-34.6	584-20	447	412	66	177	2,047	68.2




YEAR-BY-YEAR TEAM STATS

SEASON		G	FG-FGA	FG%	FT-FTA	FT%	3FG-FGA	3-PT%	REB-AVG	PF-DQ	A	TO	BLK	ST	PTS	AVG
1985-86	Florida	33	951-1971	.482	414-600	.690			1061-32.2	596-23	457	342	100	228	2,316	70.2
	Opponent	33	898-1813	.495	407-598	.681			1120-33.9	573-22	478	482	95	130	2,203	66.8
1986-87	Florida	34	1081-2246	.481	506-716	.707	196-449	.437	1280-37.6	646-23	688	421	145	273	2,864	84.2
	Opponent	34	917-2054	.446	501-721	.695	109-313	.348	1284-37.8	657-19	490	584	91	179	2,444	71.9
1987-88	Florida	35	959-2058	.466	510-788	.647	131-332	.395	1279-36.5	558-9	633	426	168	278	2,559	73.1
	Opponent	35	915-2122	.431	396-593	.668	156-440	.355	1323-37.8	689-32	541	497	75	203	2,382	68.1
1988-89	Florida	34	950-1891	.502	592-916	.646	94-308	.305	1265-37.2	603-16	523	582	132	208	2,586	76.1
	Opponent	34	973-2199	.442	448-655	.684	203-521	.390	1208-35.5	787-34	452	443	78	309	2,597	76.4
1989-90	Florida	28	735-1574	.467	313-494	.634	115-337	.341	941-33.6	547-31	368	457	111	233	1,898	67.8
	Opponent	28	727-1587	.458	469-646	.726	106-291	.364	969-34.6	495-5	359	387	62	249	2,029	72.5
1990-91	Florida	28	757-1627	.465	424-649	.653	118-318	.371	975-34.8	542-9	392	483	82	251	2,056	73.4
	Opponent	28	770-1679	.459	438-611	.717	143-377	.379	1026-36.6	588-21	437	470	95	238	2,121	75.8
1991-92	Florida	33	856-1896	.451	424-618	.686	125-363	.344	1104-33.5	619-10	419	470	112	244	2,261	68.5
	Opponent	33	802-1857	.432	456-698	.653	129-392	.329	1270-38.5	591-15	393	515	105	220	2,189	66.3
1992-93	Florida	28	783-1721	.455	339-534	.635	153-391	.391	1014-36.2	549-12	413	406	115	251	2,058	73.5
	Opponent	28	720-1617	.445	400-591	.677	135-374	.361	1038-37.1	513-11	335	472	101	202	1,975	70.5
1993-94	Florida	37	985-2170	.454	611-867	.705	196-545	.360	1478-39.9	683-7	529	591	145	305	2,777	75.1
	Opponent	37	894-2178	.410	494-747	.661	232-748	.310	1246-33.7	718-23	473	579	124	285	2,514	67.9
1994-95	Florida	30	761-1682	.452	523-731	.715	133-370	.359	1167-38.9	568-12	415	471	95	205	2,178	72.6
	Opponent	30	721-1727	.417	415-616	.674	200-577	.347	975-32.5	630-24	425	422	123	234	2,057	68.6
1995-96	Florida	28	701-1647	.426	312-470	.664	143-454	.315	969-34.6	529-11	391	415	105	202	1,869	66.8
	Opponent	28	721-1639	.440	390-575	.678	142-443	.321	1062-37.9	497-9	409	426	103	220	1,974	70.5
1996-97	Florida	30	762-1695	.450	442-630	.702	254-680	.374	1047-34.9	589-11	404	492	111	224	2,220	74.0
	Opponent	30	758-1738	.436	467-688	.679	198-585	.338	1055-35.2	565-9	435	462	91	252	2,181	72.7
1997-98	Florida	29	764-1725	.443	395-598	.661	285-712	.400	1038-35.8	625-25	429	536	131	270	2,208	76.1
	Opponent	29	749-1711	.438	478-736	.649	158-460	.343	1125-38.8	571-16	373	556	97	253	2,134	73.6
1998-99	Florida	31	832-1758	.473	535-761	.703	289-762	.379	1108-35.7	613-14	495	556	119	311	2,488	80.3
	Opponent	31	777-1818	.427	425-660	.644	197-580	.340	1077-34.7	673-18	436	596	105	267	2,176	70.2
1999-00	Florida	37	1104-2299	.480	628-885	.710	266-732	.363	1452-39.2	750-12	611	607	141	365	3,102	83.8
	Opponent	37	899-2138	.420	516-807	.639	234-713	.328	1258-34.0	797-37	493	723	130	258	2,548	68.9
2000-01	Florida	31	849-1764	.481	555-761	.729	256-668	.383	1145-36.9	589-10	538	451	114	271	2,509	80.9
	Opponent	31	763-1817	.420	372-585	.636	183-607	.301	1070-34.5	640-13	419	510	88	206	2,081	67.1
2001-02	Florida	31	892-1899	.470	479-687	.697	232-658	.353	1203-38.8	581-10	519	463	141	307	2,495	80.5
	Opponent	31	722-1776	.407	420-614	.684	200-601	.333	1070-34.5	601-11	431	569	89	224	2,064	66.6
2002-03	Florida	33	883-1856	.476	431-613	.703	287-735	.390	1149-34.8	559-3	542	438	131	249	2,484	75.3
	Opponent	33	795-1877	.424	346-531	.652	192-584	.329	1112-33.7	576-6	474	494	110	204	2,128	64.5
2003-04	Florida	31	829-1719	.482	462-616	.750	249-661	.377	1081-34.9	586-14	492	454	98	200	2,369	76.4
	Opponent	31	746-1797	.415	445-662	.672	212-649	.327	1056-34.1	591-11	445	417	98	228	2,149	69.3
2004-05	Florida	32	844-1751	.482	506-716	.707	244-626	.390	1186-37.1	598-8	475	444	146	228	2,438	76.2
	Opponent	32	715-1745	.410	411-616	.667	179-566	.316	1003-31.3	635-17	340	479	83	212	2,020	63.3
2005-06	Florida	39	1061-2120	.500	641-862	.744	289-738	.392	1402-35.9	735-10	650	561	207	297	3,052	78.3
	Opponent	39	902-2263	.399	442-665	.665	232-730	.318	1260-32.3	623-10	432	605	107	287	2,478	63.5
2006-07	Florida	40	1125-2138	.526	646-936	.690	297-727	.409	1504-37.6	626-6	614	565	194	266	3,193	79.8
	Opponent	40	938-2303	.407	422-639	.660	206-722	.285	1164-29.1	773-10	430	510	99	287	2,504	62.6
2007-08	Florida	36	1029-2108	.488	461-658	.701	272-749	.363	1297-36.0	583-11	629	453	111	223	2,791	77.5
	Opponent	36	906-2038	.445	391-593	.659	230-674	.341	1144-31.8	637-14	473	485	111	240	2,433	67.6
2008-09	Florida	36	1018-2134	.477	444-641	.693	294-802	.367	1234-34.3	576-7	605	434	97	294	2,774	77.1
	Opponent	36	900-2027	.444	379-606	.625	248-707	.351	1221-33.9	601-10	461	543	117	228	2,427	67.4
2009-10	Florida	34	890-2006	.444	472-671	.703	203-648	.313	1265-37.2	501-5	479	423	94	243	2,455	72.2
	Opponent	34	841-1952	.431	367-540	.680	209-643	.325	1170-34.4	584-7	439	465	135	243	2,258	66.4
2010-11	Florida	37	968-2083	.465	498-744	.669	233-661	.352	1384-37.4	545-0	521	452	131	221	2,667	72.1
	Opponent	37	871-2074	.420	387-576	.672	214-689	.311	1180-31.9	677-23	421	461	117	227	2,343	63.3
2011-12	Florida	37	976-2106	.463	499-700	.713	357-939	.380	1321-35.7	575-6	551	410	124	233	2,808	75.9
	Opponent	37	875-2067	.423	428-618	.693	226-661	.342	1217-32.9	666-17	451	464	110	189	2,404	65.0
2012-13	Florida	37	960-2010	.478	422-623	.677	300-794	.378	1297-35.1	518-8	540	414	120	265	2,642	71.4
	Opponent	37	725-1897	.382	369-567	.651	193-623	.310	1117-30.2	593-7	369	523	96	217	2,012	54.4
2013-14	Florida	39	945-2056	.460	582-871	.668	255-711	.359	1385-35.5	611-8	509	431	118	274	2,727	69.9
	Opponent	39	806-2004	.402	434-626	.693	207-628	.330	1191-30.5	739-17	386	526	120	219	2,253	57.8
2014-15	Florida	33	766-1763	.434	351-553	.635	218-674	.323	1095-33.2	558-10	431	409	118	228	2,101	63.7
	Opponent	33	673-1648	.408	464-623	.745	170-519	.328	1058-32.1	521-8	348	452	130	182	1,982	60.1
2015-16	Florida	36	930-2184	.426	559-864	.647	258-809	.319	1427-39.9	700-15	481	405	153	235	2,677	74.4
	Opponent	36	868-2109	.412	510-752	.678	233-679	.343	1364-37.9	732-25	413	471	126	192	2,479	68.9
2016-17	Florida	36	953-2119	.450	620-851	.729	278-776	.358	1334-37.1	662-10	451	431	172	271	2,804	77.9
	Opponent	36	849-2072	.410	498-705	.706	198-649	.305	1266-35.2	748-22	347	535	101	199	2,394	66.5
2017-18	Florida	34	893-2065	.432	483-673	.718	308-832	.370	1198-35.2	591-6	445	334	164	237	2,577	75.8
	Opponent	34	832-1946	.428	460-629	.731	229-650	.352	1272-37.4	607-7	394	470	105	150	2,353	69.2
2018-19	Florida	36	857-2015	.425	435-603	.721	291-872	.334	1198-33.3	615-6	437	420	131	257	2,440	67.8
	Opponent	36	806-1916	.421	446-644	.693	231-730	.316	1241-34.5	616-12	389	527	105	221	2,289	63.6
2019-20	Florida	31	791-1729	.457	425-588	.723	221-636	.347	1080-34.8	528-5	368	369	121	178	2,228	71.9
	Opponent	31	716-1699	.421	418-573	.729	197-605	.326	983-31.7	557-10	346	400	76	170	2,047	66.0
2020-21	Florida	25	663-1407	.471	359-477	.753	169-475	.356	882-35.3	464-5	293	375	131	180	1,854	74.2
	Opponent	25	616-1458	.422	363-512	.709	162-528	.307	831-33.2	444-10	316	358	83	189	1,757	70.3




THOUSAND-POINT SCORERS



1. Ronnie Williams, Queens, N.Y. (1980-84) | 2,090

The only player in Florida history to lead the team in scoring in four-straight years... A four-time All-SEC choice according to AP and UPI... Scored 1,000 points quicker than any other Gator, reaching the milestone at the 9:33 mark of the first half in his 50th game... Holds the school record for points (2,090), minutes per game (35.43), field goals made (772) and free throws made (546)... Participated in 1981 National Sports Festival... A 1984 second-round draft choice of the Boston Celtics.


SEASON	G	FGM-FGA	PCT	3PT-ATT	FT-FTA	PCT	REB	AVG	TP	AVG
1980-81	28	216-374	.578		114-187	.610	253	9.0	546	19.4
1981-82	27	218-365	.597		139-191	.728	222	8.2	575	21.3
1982-83	28	184-317	.580		154-213	.723	245	8.8	522	18.6
1983-84	27	154-263	.586		139-194	.716	234	8.7	447	16.6
TOTALS	110	772-1319	.585		546-785	.696	954	8.7	2090	19.0



2. Kenny Boynton, Pompano Beach, Fla. (2009-13) | 2,033

Three-time All-SEC performer... Named second-team All-SEC as a senior in 2013... Earned first-team All-SEC honors as a junior in 2012... Also garnered second-team All-SEC accolades as a sophomore in 2011 after being named to the SEC All-Freshman team in 2010... Became the second player in Florida history to hit over 100 3-pointers in a season with 110 in 2012... UF's leading scorer his freshman and junior seasons... Florida's all-time leader in 3-pointers made and attempted, minutes played and games started and second in games played... Ranked 10th on the school's career assists list when his career ended... Ranks sixth all-time in the SEC in 3-pointers made... Part of two outright SEC championship teams and three straight Elite Eight appearances in the NCAA Tournament.

SEASON	GP-GS	MP	FGM-FGA	PCT	3PT-ATT	PCT	FT-FTA	PCT	REB	AVG	A	TO	BS	ST	PF-DQ	TP	AVG
2009-10	34-33	1117	165-439	.376	72-245	.294	74-99	.747	87	2.6	92	68	6	37	53-1	476	14.0
2010-11	37-36	1218	169-439	.385	80-242	.331	107-130	.823	54	1.5	98	53	9	32	49-0	525	14.2
2011-12	37-36	1169	187-425	.440	110-270	.407	104-138	.754	97	2.6	100	52	1	28	39-0	588	15.9
2012-13	37-37	1169	145-368	.394	71-221	.321	83-101	.822	110	3.0	101	48	3	31	31-0	444	12.0
Totals	145-142	4673	666-1671	.399	333-978	.340	368-468	.786	348	2.4	391	221	19	128	172-1	2033	14.0



3. Andrew Moten, Quincy, Fla. (1983-87) | 1,930

Named the 1983-84 SEC Freshman Player of the Year... Two-time All-SEC selection according to AP and three-time selection by UPI... Was a member of the 1985 SEC Tournament Team... Sixth in career steals with 165 and third in field goals attempted (1,572)... Was a New Jersey Nets fourth-round draft choice in 1987.

SEASON	G	FGM-FGA	PCT	3P-ATT	PCT	FTM-FTA	PCT	REB	AVG	TP	AVG
1983-84	29	130-307	.423			84-119	.706	90	3.1	344	11.9
1984-85	30	185-409	.452			129-169	.763	123	4.1	499	16.6
1985-86	33	214-448	.478			131-173	.757	129	3.9	559	16.9
1986-87	33	182-408	.446	61-137	.445	103-144	.715	109	3.3	528	16.0
TOTALS	125	711-1572	.452	61-137	.445	447-605	.739	451	3.6	1930	15.4



4. Udonis Haslem, Miami, Fla. (1998-2002) | 1,781

The first player in UF history to play on four consecutive NCAA Tournament teams... Only the second player in UF history to be named to one of the first three Associated Press All-America teams (joining Neal Walk)... The first player in school history to be named All-SEC by the league coaches four times (First Team in 2002 and 2001, Third Team in 2000 and 1999)... Ranks in the top 10 at UF in 11 career categories... One of two players in school history to score 1,700 or more points and grab 800 rebounds... Did not miss a game in his career, seeing action in 130 games and finishing his career with 99 consecutive starts... Had 99 double-figure scoring games, including 26 20-point contests... Had 28 double-figure rebounding games and 25 double-doubles.

SEASON	GP-GS	MP	FGM-FGA	PCT	3PT-ATT	PCT	FT-FTA	PCT	REB	AVG	A	TO	BS	ST	PF-DQ	TP	AVG
1998-99	31-26	660	117-194	.603	0-2	.000	93-157	.592	154	5.0	24	83	21	22	101-4	327	10.5
1999-00	37-37	830	169-292	.579	0-0	.000	99-155	.639	189	5.1	33	74	29	31	113-3	437	11.8
2000-01	31-31	870	188-315	.597	0-0	.000	146-206	.709	232	7.5	31	73	31	26	100-2	522	16.8
2001-02	31-31	876	159-283	.562	0-1	.000	177-255	.694	256	8.3	51	74	39	28	95-3	495	16.0
TOTALS	130-125	3236	633-1084	.584	0-3	.000	515-773	.666	831	6.4	139	304	120	107	409-12	1781	13.7



5. Erving Walker, Brooklyn, N.Y. (2008-12) | 1,777

Reached the 1,000-point mark on Jan. 8, 2011, as Gators defeated Ole Miss at the O'Connell Center... Named second-team All-SEC in 2010, 2011 and 2012 after earning SEC All-Freshman recognition in 2009... Florida's leading scorer as a junior with a 14.6 average... Also finished his career as the Gators' all-time leader in assists and minutes played (since passed in minutes played by Kenny Boynton)... Part of UF's 2011 SEC Championship team and helped the team to two Elite Eight runs in the NCAA Tournament.

SEASON	GP-GS	MP	FGM-FGA	PCT	3PT-ATT	PCT	FT-FTA	PCT	REB	AVG	A	TO	BS	ST	PF-DQ	TP	AVG
2008-09	36-6	869	116-267	.434	70-167	.419	62-79	.785	53	1.5	86	54	0	36	61-1	364	10.1
2009-10	34-33	1119	124-366	.339	67-193	.347	112-138	.812	113	3.3	166	85	1	45	68-0	427	12.6
2010-11	37-37	1212	153-372	.411	79-205	.385	154-198	.778	109	2.9	125	87	0	41	56-0	539	14.6
2011-12	37-37	1158	134-340	.394	69-190	.363	110-135	.815	106	2.9	170	76	0	37	56-0	447	12.1
TOTALS	144-113	4358	527-1345	.392	285-755	.377	438-550	.796	381	2.6	547	302	1	159	241-1	1777	12.3




6. KeVaughn Allen, Little Rock, Ark. (2015-19) | 1,723

Earned All-SEC honors as a sophomore, first-team coaches and second-team AP, and SEC All-Freshman honors in 2016... Earned NCAA All-East Regional honors in 2017, as he scored 35 points in the Gators' overtime win vs. Wisconsin in the Sweet 16... Twice named to the All-Tournament team at the Gators' Thanksgiving tournaments, first in the 2016 AdvoCare Invitational in Orlando and then in the 2017 PK80 in Portland... Florida's all-time free throw percentage leader.

SEASON	GP-GS	MP	FGM-FGA	PCT	3PT-ATT	PCT	FT-FTA	PCT	REB	AVG	A	TO	BS	ST	PF-DQ	TP	AVG
2015-16	36-34	978	134-336	.399	51-162	.315	99-117	.846	97	2.7	57	35	5	41	56-0	418	11.6
2016-17	36-36	1028	168-384	.438	78-211	.370	91-103	.883	86	2.4	53	46	10	45	56-0	505	14.0
2017-18	34-29	1066	119-330	.361	59-180	.328	77-85	.906	82	2.4	82	44	16	34	49-0	374	11.0
2018-19	36-34	1105	135-347	.389	62-190	.326	94-106	.887	100	2.8	74	70	7	50	49-0	426	11.8
TOTALS	142-133	4177	556-1397	.398	250-743	.336	361-411	.878	365	2.6	266	195	38	170	210-0	1723	12.1




THOUSAND-POINT SCORERS



7. Stacey Poole, Jacksonville, Fla. (1989-93) | 1,678

A 1992-93 AP Honorable Mention All-American and consensus first-team All-SEC selection. . . At the conclusion of his career, ranked third on Florida's all-time scoring list. . . Scored in double-figures in 88 career games and hit for 20-plus points 33 times during his career. . . One of college basketball's greatest comeback stories, as he rebounded from two torn Achilles tendons and a torn knee ligament during his career. . . One of 66 collegiate players invited to Pan-Am Trials in 1991. . . A former McDonald's High School All-American Dream Team pick. . . Graduated from the University of Florida with a degree in Sociology in May of 1993. . . First overall selection in first round of the CBA Draft (Hartford) in 1993.

SEASON	G	FGM-FGA	PCT	3PT-ATT	PCT	FT-FTA	PCT	REB	AVG	TP	AVG
1988-89	— Medical Redshirt —										
1989-90	28	127-281	.452	0-7	.000	26-52	.500	121	4.3	280	10.0
1990-91	28	157-328	.479	0-2	.000	51-75	.680	154	5.5	365	13.0
1991-92	33	254-537	.473	0-3	.000	81-120	.675	240	7.3	589	17.8
1992-93	27	192-432	.444	0-3	.000	60-94	.638	173	6.4	444	16.4
TOTALS	116	730-1578	.463	0-15	.000	218-341	.639	688	5.9	1678	14.5



8. Dwayne Schintzius, Brandon, Fla. (1986-90) | 1,624

An All-American selection as deemed by AP, UPI and The Sporting News in 1989. . . Only player in SEC history to score over 1,000 points, grab 800 rebounds, deal 250 assists and block 250 shots. . . Led the 1988-89 Gators in scoring (18.0) and rebounding (9.7). . . Member of Florida's first SEC Championship team (1988-89). . . A 1990 first-round draft choice of the San Antonio Spurs (24th pick overall).


SEASON	G	FGM-FGA	PCT	3PT-ATT	PCT	FT-FTA	PCT	REB	AVG	TP	AVG
1986-87	34	161-366	.440	0-0	.000	48-65	.739	206	6.1	370	10.9
1987-88	35	224-456	.491	1-5	.200	54-74	.730	228	6.5	503	14.4
1988-89	30	220-422	.521	2-6	.333	99-140	.707	290	9.7	541	18.0
1989-90	11	90-163	.552	0-8	.000	30-38	.790	105	9.6	210	19.1
TOTALS	110	695-1407	.494	3-19	.158	231-317	.752	829	7.5	1624	14.8



9. Neal Walk, Miami, Fla. (1966-69) | 1,600

Became the first All-American in UF history. . . Received that honor in 1968 and '69. . . Only Gator to have number retired (#41). . . Chosen All-SEC according to AP, UPI and Coaches' squad in 1968 and '69. . . Among career records are: scoring average (20.8 ppg), rebounds (1,181), rebound average (15.3). . . Hit 18 free throws against LSU to set a then-school record. . . Played in the NBA for eight years with Phoenix, New Orleans and the New York Knickerbockers. . . Was first-round NBA selection (second pick overall) by Phoenix in 1969.

SEASON	G	FGM-FGA	PCT	3PT-ATT	FTM-FTA	PCT	REB	AVG	TP	AVG
1966-67	25	109-210	.519		70-97	.722	206	8.2	288	11.5
1967-68	25	239-507	.471		185-244	.758	494	19.8	663	26.5
1968-69	27	224-465	.482		201-278	.723	481	17.8	649	24.0
TOTALS	77	572-1182	.484		456-619	.737	1181	15.3	1600	20.8



10. Gene Shy, Akron, Ohio (1972-76) | 1,573

Leading scorer for the Gators in 1975 and '76. . . Selected to Pan-Am trials in 1975. . . Member of the 1976 All-SEC team (AP) and '76 UPI squad. . . Led the SEC in free throw percentage in 1976 (.844). . . Most Valuable Player for UF in 1975. . . Missed just two games in his career. . . A 10th-round 1976 NBA Draft pick by the New York Knickerbockers.


SEASON	G	FGM-FGA	PCT	3PT-ATT	FTM-FTA	PCT	REB	AVG	TP	AVG
1972-73	25	110-256	.430		49-74	.662	161	6.4	269	10.8
1973-74	25	180-389	.463		85-117	.726	209	8.4	445	17.8
1974-75	28	192-402	.478		58-74	.784	205	7.3	442	15.8
1975-76	26	157-368	.427		103-122	.844	140	5.4	417	16.0
TOTALS	104	639-1415	.452		295-387	.762	715	6.9	1573	15.1



11. Matt Bonner, Concord, N.H. (1999-2003) | 1,570

Earned All-SEC honors each of his final three seasons, earning Third-Team honors in 2001, Second-Team honors in 2002 and eventually First-Team honors by both the Associated Press and Coaches in 2003. . . Honorable mention All-America by the AP twice. . . Two-time winner of the Verizon Academic All-American of the Year Award and a three-time Academic All-America honoree. . . Played in 131 games, more than any other player in school history at that time. . . Drafted by the Chicago Bulls in the 2nd Round of the 2003 NBA Draft.

SEASON	GP-GS	MP	FGM-FGA	PCT	3PT-ATT	PCT	FT-FTA	PCT	REB	AVG	A	TO	BS	ST	PF-DQ	TP	AVG
1999-00	36-0	485	66-150	.440	16-56	.286	26-30	.867	115	3.2	15	22	9	11	65-2	174	4.8
2000-01	31-17	883	150-292	.514	40-105	.381	71-107	.664	238	7.7	46	51	13	25	66-0	411	13.3
2001-02	31-31	876	182-355	.513	46-124	.371	74-93	.796	224	7.2	48	49	22	23	59-0	484	15.6
2002-03	33-33	1037	182-357	.510	63-133	.474	74-104	.733	201	6.1	49	54	20	35	70-1	501	15.2
TOTALS	131-81	3284	580-1154	.503	165-418	.395	245-334	.734	778	5.9	158	176	64	94	260-3	1,570	12.0




12. Eugene McDowell, Cross City, Fla. (1981-85) | 1,565

A three-time AP All-SEC choice and one-time UPI and Coaches' SEC choice. . . Set a then school record in field goal percentage (64.6) to lead the SEC in 1983 and was third in the nation. . . Named to All-SEC frosh squad in '82. . . Played on the gold medal South squad at the National Sports Festival in Indianapolis, Ind. . . Started every game while in uniform for UF. . . Played professionally overseas. . . A third-round NBA Draft selection by Milwaukee in 1985.

SEASON	G	FGM-FGA	PCT	3PT-ATT	FTM-FTA	PCT	REB	AVG	TP	AVG
1981-82	27	112-212	.528		42-81	.519	238	8.8	266	9.9
1982-83	31	203-314	.646		105-175	.600	263	8.5	511	16.5
1983-84	29	150-244	.615		61-119	.513	267	9.2	361	12.4
1984-85	30	177-305	.580		73-131	.557	295	9.8	427	14.2
TOTALS	117	642-1075	.597		281-506	.555	1063	9.1	1565	13.4



THOUSAND-POINT SCORERS



13. Bob Emrick, Ashland, Ky. (1953-57) | 1,544

Florida's all-time leading scorer until Neal Walk in the late 1960s... Was a two-time All-SEC selection (AP) in 1955 and '56... Captain of the 1956 and '57 clubs... Earned four letters.

SEASON	G	FGM-FGA	PCT	3PT-ATT	FTM-FTA	PCT	REB	AVG	TP	AVG
1953-54	22	140-332	.422		80-104	.769	201	9.1	360	16.4
1954-55	22	130-370	.351		132-185	.714	232	10.5	392	17.8
1955-56	23	126-325	.388		158-203	.778	239	10.4	410	17.8
1956-57	24	116-297	.391		144-181	.796	197	8.2	382	15.9
TOTALS	91	512-1324	.386		514-673	.764	869	9.5	1544	17.0



14. Anthony Roberson, Saginaw, Mich. (2002-05) | 1,505

One of the most dangerous scorers in UF history, Roberson totaled over 1,500 points in just three years in a Gator uniform... A First Team All-SEC selection both his sophomore and junior seasons while earning AP Honorable Mention All-America honors each year as well... Finished second in UF history in 3-pointers made (now fifth) and set a then-single season UF record with 99 treys in 2003-04... The runner-up for SEC Player of the Year his junior season... His 17.9 points per game during his sophomore year at the time were the most ever by a Billy Donovan-coached player... Led the Gators in scoring in both 2003-04 and 2004-05... Topped the Gators in 3-pointers made each of his three years at Florida... Declared for the NBA Draft after his junior season.


SEASON	GP-GS	MP	FGM-FGA	PCT	3PT-ATT	PCT	FT-FTA	PCT	REB	AVG	A	TO	BS	ST	PF-DQ	TP	AVG
2002-03	33-13	844	141-345	.409	74-190	.389	50-61	.820	81	2.5	61	49	1	34	48-0	406	12.3
2003-04	30-29	937	180-390	.462	99-233	.425	79-92	.859	89	3.0	108	66	3	34	64-2	538	17.9
2004-05	32-32	951	193-423	.456	94-242	.388	81-90	.900	65	2.0	77	56	3	22	51-0	561	17.5
TOTALS	95-74	2732	514-1158	.444	267-665	.402	210-243	.864	235	2.5	246	171	7	90	163-2	1505	15.8



15. Chandler Parsons, Casselberry, Fla. (2007-2011) | 1,452

Became the first Gator to win SEC Player of the Year honors in 2011 and was also an AP All-American honorable mention his senior season... Went over the 1,000-point mark in the 2010 SEC Tournament opener against Auburn... The only man in UF history to register two true buzzer-beaters, hitting a 75-foot prayer to beat North Carolina State and hitting a spot-up three-pointer to beat South Carolina three weeks later.


SEASON	GP-GS	MP	FGM-FGA	PCT	3PT-ATT	PCT	FT-FTA	PCT	REB	AVG	A	TO	BS	ST	PF-DQ	TP	AVG
2007-08	36-0	774	103-218	.472	35-108	.330	52-83	.627	143	4.0	51	36	8	18	60-1	293	8.1
2008-09	36-28	937	128-278	.460	37-123	.301	39-70	.557	204	5.7	64	50	14	38	85-1	332	9.2
2009-10	34-18	1054	141-286	.493	38-106	.358	100-151	.662	233	6.8	88	67	5	39	70-0	420	12.3
2010-11	36-35	1229	155-323	.480	43-117	.368	54-97	.557	279	7.8	136	81	15	34	67-0	407	11.3
Totals	142-81	3964	527-1105	.476	153-454	.339	245-401	.601	859	6.1	339	234	42	129	282-2	1452	10.2



16. Dan Cross, Carbondale, Ill. (1991-95) | 1,451

A two-time First-Team All-SEC selection (1994 and 1995)... Also a two-time AP All-America Honorable Mention (1994 and '95)... Named to 1994 NCAA Tournament All-East Regional Team, as he played a key role on Florida's first Final Four Team... Scored in double-figures in 72 career games... Led Florida in scoring as a junior and senior... Over the course of his career, had 13 game-sealing performances (FGs, FTs, steals)... During senior year made a UF-record 31 straight free throws, including record 16-16 at Kentucky. In that contest vs. Kentucky, scored a career-high 30 points... Finished eighth in scoring in 1997-98 for the CBAs Connecticut Pride.


SEASON	G	FGM-FGA	PCT	3PT-ATT	PCT	FTM-FTA	PCT	REB	AVG	TP	AVG
1991-92	33	57-125	.456	18-43	.419	54-83	.651	60	1.8	186	5.6
1992-93	28	50-88	.568	6-15	.400	39-61	.639	64	2.3	145	5.2
1993-94	37	179-371	.482	55-124	.444	168-203	.828	144	3.9	581	15.7
1994-95	30	168-421	.399	53-141	.376	150-178	.843	107	3.6	539	18.0
TOTALS	128	454-1005	.452	132-323	.409	411-525	.783	375	2.9	1451	11.3



17. Andy Owens, Tampa, Fla. (1967-70) | 1,445

An Academic All-America selection in 1970... Two-time Academic All-SEC... Was named to the Helms Foundation All-American list in '70... The all-time single-season scoring average leader (27.0 in 1969-70)... Earned All-SEC honors (AP & UPI) in 1968 and '70 respectively... Played in the American Basketball Association with the New Orleans Bucs... An NCAA Post-Graduate Scholarship recipient.

SEASON	G	FGM-FGA	PCT	3PT-ATT	FTM-FTA	PCT	REB	AVG	TP	AVG
1967-68	24	120-260	.462		101-121	.835	171	7.1	341	14.2
1968-69	27	173-366	.473		82-114	.788	230	8.5	428	15.8
1969-70	25	257-526	.489		162-201	.806	228	9.1	676	27.0
TOTALS	76	550-1152	.477		345-426	.809	629	8.3	1445	19.0




18. David Lee, St. Louis, Mo. (2001-05) | 1,436

A four-year letterwinner, Lee earned All-SEC honors in both his junior and senior seasons... He earned a spot on the All-SEC Tournament team in 2005 after pulling down a UF SEC Tournament-record 17 boards against Kentucky in the title game, helping the Gators to their first tournament championship... Hit 58.1 percent from the floor for his career and played in four straight NCAA Tournaments... Averaged a double-double in SEC play his senior year... A first-round pick of the New York Knicks in 2005, signed with the Golden State Warriors in 2010.

SEASON	GP-GS	MP	FGM-FGA	PCT	3PT-ATT	PCT	FT-FTA	PCT	REB	AVG	A	TO	BS	ST	PF-DQ	TP	AVG
2001-02	31-0	557	84-145	.579	0-0	.000	50-91	.549	145	4.7	32	53	21	20	46-0	218	7.0
2002-03	33-33	866	149-230	.648	0-0	.000	73-117	.624	224	6.8	61	61	48	24	76-1	371	11.2
2003-04	31-30	851	150-255	.588	0-2	.000	112-145	.772	212	6.8	88	64	16	35	83-3	412	13.3
2004-05	32-32	897	160-305	.525	0-4	.000	115-161	.714	288	9.0	70	85	24	34	76-1	435	13.6
TOTALS	127-95	3171	543-935	.581	0-6	.000	350-514	.681	869	6.8	251	263	109	113	281-5	1436	11.3




THOUSAND-POINT SCORERS



19. Dwayne Davis, St. Petersburg, Fla. (1987-91) | 1,426

Finished collegiate career with best field-goal percentage in Florida history (.641, 572-of-892)... A three-time All-SEC selection (First team as a senior, second team as a junior, third team as a sophomore)... Over career posted 31 double-doubles and scored in double-figures in 69 games... Hit 72.2 percent of his shots as a sophomore which set the SEC single-season record for field-goal percentage and was also the second-best, single-season percentage in NCAA history... Member of Florida's first SEC Championship team in 1988-89.

SEASON	G	FGM-FGA	PCT	3PT-ATT	PCT	FTM-FTA	PCT	REB	AVG	TP	AVG
1987-88	35	88-147	.599	0-1	.000	44-91	.483	165	4.7	220	6.2
1988-89	33	179-248	.722	0-1	.000	81-142	.570	309	9.4	439	13.3
1989-90	28	139-229	.607	0-0	.000	66-112	.589	239	8.5	344	12.3
1990-91	28	166-268	.619	0-0	.000	91-152	.599	208	7.4	423	15.1
TOTALS	124	572-892	.641	0-2	.000	282-497	.567	921	7.4	1426	11.5



20. Craig Brown, Steelton, Pa. (1990-94) | 1,419

Team Captain, Most Valuable Player and Most Inspirational Player of Florida's first NCAA Tournament Final Four Team (1994)... Culminated career as Florida's all-time leader in 3-point field goals made (186; now tied for 10th), while also setting a then-school record for 3-pointers in a season with 89 in 1993-94... Named Most Outstanding Player of the NCAA Tournament's East Regional in 1994... Tied school record for double-figure scoring games in a season (33) in 1993-94... Scored in double-figures in 78 of his 122 career games... Former Coach Lon Kruger's first signee at Florida... Earned a gold medal on the USA's Junior World Championship Team in summer of 1991... Played in the CBA in 1995.

SEASON	G	FGM-FGA	PCT	3PT-ATT	PCT	FTM-FTA	PCT	REB	AVG	TP	AVG
1990-91	24	72-174	.414	27-65	.415	39-51	.765	72	3.0	210	8.8
1991-92	33	127-298	.426	19-66	.288	82-108	.759	109	3.3	355	10.8
1992-93	28	107-247	.433	51-118	.432	41-60	.683	90	3.2	306	10.9
1993-94	37	191-417	.458	89-206	.432	77-93	.828	181	4.9	548	14.8
TOTALS	122	497-1136	.438	186-455	.409	239-312	.766	452	3.7	1419	11.6



21. Brett Nelson, St. Albans, W. Va., (1999-2003) | 1,417

Florida's second all-time leader in 3-pointers made at the conclusion of his career with 274 (now fourth)... All-SEC selection in both his sophomore and junior seasons, while earning All-America honors as a sophomore in 2001... Held the UF then-record for consecutive games with a three-pointer (33)... Two-time winner of Florida's Most Improved Player Award.

SEASON	GP-GS	MP	FGM-FGA	PCT	3PT-ATT	PCT	FT-FTA	PCT	REB	AVG	A	TO	BS	ST	PF-DQ	TP	AVG
1999-00	37-0	691	102-243	.420	49-113	.434	46-54	.852	57	1.5	110	102	6	60	71-0	299	8.1
2000-01	31-28	967	161-358	.450	81-179	.453	72-90	.800	85	2.7	133	80	12	59	80-0	475	15.3
2001-02	31-29	960	154-393	.392	98-248	.395	48-57	.842	70	2.3	101	75	14	59	84-3	454	14.6
2002-03	30-20	684	60-203	.296	46-149	.309	23-28	.821	50	1.7	62	44	4	20	54-0	189	6.3
TOTALS	129-77	3302	477-1197	.398	274-689	.398	189-229	.825	262	2.0	406	301	36	198	289-3	1417	11.0



22. Tony Miller, Garrett, Ind. (1970-73) | 1,382

Led the SEC in scoring in '72 (26.7)... Scored the most points ever by a Gator in a single game with 54 against Chicago State (Feb. 29, 1972)... A '72 All-SEC choice by AP... A two-time Academic All-SEC selection... Known for his work ethic... An NCAA Post-Graduate Scholarship recipient.


SEASON	G	FGM-FGA	PCT	3PT-ATT	FTM-FTA	PCT	REB	AVG	TP	AVG
1970-71	26	155-354	.438		117-153	.765	68	2.6	427	16.4
1971-72	19	195-432	.451		117-158	.740	85	4.5	507	26.7
1972-73	26	181-426	.425		86-115	.748	77	3.0	448	17.2
TOTALS	71	531-1212	.438		320-426	.751	231	3.3	1382	19.5



23. Dametri Hill, St. Petersburg, Fla. (1992-96) | 1,376

Gained national notoriety from his baby jump hook shot dubbed "Da Meat Hook"... One of only 14 players in UF history to score more than 1,350 points and collect over 575 rebounds... Appeared in 110 games, with 94 starts... Appeared in 96 consecutive games to end his career... Scored in double figures 77 times and put up double-figure efforts on the boards 13 times... Recorded 12 double-doubles... Led UF in scoring 32 times and rebounding 34 times.

SEASON	G	FGM-FGA	PCT	3PT-ATT	PCT	FTM-FTA	PCT	REB	AVG	TP	AVG
1992-93	16	5-15	.333	0-0	.000	7-11	.636	9	0.6	17	1.1
1993-94	37	178-347	.513	0-2	.000	113-172	.657	183	4.9	469	12.7
1994-95	29	155-295	.525	7-23	.304	81-118	.686	170	5.9	398	13.7
1995-96	28	184-376	.489	14-44	.318	110-164	.671	218	7.8	492	17.6
TOTALS	110	522-1033	.505	21-69	.304	311-465	.669	580	5.3	1376	12.5



24. Livingston Chatman, Lakeland, Fla. (1987-91) | 1,341

SEC Tournament Most Valuable Player in 1989 after scoring 70 points in three games and leading the Gators to the finals of the tourney for the first time since 1934... A freshman All-America selection (AP five-man Freshman All-American Team)... Scored in double figures in 71 career games... Key player in Florida's SEC Championship team (1988-89).

SEASON	G	FGM-FGA	PCT	3PT-ATT	PCT	FTM-FTA	PCT	REB	AVG	TP	AVG
1987-88	31	146-313	.466	0-0	.000	97-150	.646	199	6.4	389	12.5
1988-89	34	202-408	.495	0-6	.000	143-224	.638	216	6.3	547	16.0
1989-90	10	48-109	.440	0-3	.000	30-47	.638	70	7.0	126	12.6
1990-91	26	112-227	.493	0-2	.000	55-100	.550	145	5.6	279	10.7
TOTALS	101	508-1057	.480	0-11	.000	325-521	.624	630	6.2	1341	13.3



THOUSAND-POINT SCORERS



25. Alex Tyus, St. Louis, Mo. (2007-2011) | 1,333

Tyus went over the 1,000-point mark on March 12, 2010 against Mississippi State in the SEC Tournament. . . Started each of the final 106 appearances of his career. . . Became the 11th player since 2000 to register at least 19 points and 17 rebounds in an NCAA Tournament game, reaching those numbers in the Sweet 16 vs. BYU in 2011. . . At the end of his career, tied for second all-time with Chandler Parsons with 142 games played and never fouled out. . . Also finished as career top-10 Gator in starts (106), blocks (115) and dunks (146).


SEASON	GP-GS	MP	FGM-FGA	PCT	3PT-ATT	PCT	FT-FTA	PCT	REB	AVG	A	TO	BS	ST	PF-DQ	TP	AVG
2007-08	36-0	458	68-126	.540	0-0	.000	19-35	.543	93	2.6	11	19	23	4	38-0	155	4.3
2008-09	36-36	944	195-330	.591	0-0	.000	61-89	.685	222	6.2	24	42	28	17	65-0	451	12.5
2009-10	34-34	966	164-326	.503	4-10	.400	69-101	.683	234	6.9	15	53	35	17	54-0	401	11.8
2010-11	36-36	903	133-266	.500	2-6	.333	58-92	.630	222	6.2	30	50	29	16	64-0	326	9.1
Totals	142-106	3271	560-1048	.534	6-16	.367	207-317	.635	771	5.5	80	164	115	54	221-0	1333	9.4



26. Joe Hobbs, Sheridan, Ind. (1955-58) | 1,331

A two-time first-team All-SEC selection. . . Named to the All-SEC Coaches' team in 1957. . . A Helms Foundation All-American in 1958. . . A ninth-round 1958 NBA Draft selection by Minneapolis.

SEASON	G	FGM-FGA	PCT	3PT-ATT	FTM-FTA	PCT	REB	AVG	TP	AVG
1955-56	23	161-381	.423		54-68	.794	109	4.7	376	16.3
1956-57	24	182-445	.409		89-104	.856	74	3.1	453	18.9
1957-58	21	202-467	.434		98-114	.859	87	4.1	502	23.9
TOTALS	68	545-1293	.422		241-286	.843	270	3.9	1331	19.6



27. Andrew DeClercq, Clearwater, Fla. (1991-95) | 1,309

A four-time All-Southeastern Conference selection (All-SEC Freshman Team, Second Team All-SEC as a sophomore, Third Team All-SEC as a junior, First Team All-SEC as a senior)... Also named Academic All-SEC in 1995... A member of the 1994 USA Goodwill Games team... Named to 1994 NCAA Tournament All-East Regional Team, as he played a key role on Florida's first Final Four team... Notched 23 career double-doubles, while having 61 career games with double-figure points and 34 career games with double-figure rebounds... A 1995 second-round draft selection by Golden State who spent 11 years in the NBA.


SEASON	G	FGM-FGA	PCT	3PT-ATT	PCT	FTM-FTA	PCT	REB	AVG	TP	AVG
1991-92	33	117-231	.506	0-0	.000	57-87	.655	203	6.2	291	8.8
1992-93	28	118-208	.567	0-0	.000	59-101	.584	198	7.1	295	10.5
1993-94	37	129-237	.544	1-3	.333	68-104	.654	292	7.9	327	8.8
1994-95	30	138-270	.511	5-15	.333	115-159	.723	265	8.8	396	13.2
TOTALS	128	502-946	.531	6-18	.333	299-451	.663	958	7.5	1309	10.2



28. Patric Young, Jacksonville, Fla. (2010-14) | 1,307

A three-year starter and two-time second-team All-SEC honoree, Young also became the first three-time winner of the SEC Scholar-Athlete of the Year award... Also named an AP All-American, CoSIDA Academic All-American, the SEC Defensive Player of the Year and the NABC Pete Newell Big Man of the Year as a senior... Played every game in his four-year career, becoming the second Gator to play in 150 games (Walter Hodge, 151)... Also finished his career in UF's all-time top 10 in blocked shots, field goal percentage, minutes and games started... Notable off-court honors include the SEC Brad Davis Community Service Leader of the Year and UF's Ben Hill Griffin Award.

SEASON	GP-GS	MP	FGM-FGA	PCT	3PT-ATT	PCT	FT-FTA	PCT	REB	AVG	A	TO	BS	ST	PF-DQ	TP	AVG
2010-11	37-2	658	50-90	.556	0-0	.000	26-37	.703	139	3.8	12	25	31	21	73-0	126	3.4
2011-12	37-32	980	162-262	.618	0-0	.000	54-91	.593	238	6.4	41	57	30	18	99-3	378	10.2
2012-13	37-36	981	153-261	.586	0-0	.000	68-139	.489	232	6.3	32	56	58	34	85-2	374	10.1
2013-14	39-37	1025	171-316	.541	0-0	.000	87-146	.596	240	6.2	30	49	41	25	101-3	429	11.0
TOTALS	150-107	3644	536-929	.577	0-0	.000	235-416	.569	849	5.7	115	187	160	98	358-8	1307	8.7



29. Greg Stolt, Huntsville, Ala. (1995-99) | 1,303

A three-time SEC Academic Honor Roll selection, graduating in May of 1999. . . Received the 1999 Doug Belden Award, presented by the University Athletic Association to the top graduating student-athlete for academic achievement, athletic achievement, community involvement and leadership. . . Named co-captain with Eddie Shannon for his senior season, the first team captains under head coach Billy Donovan. . . Scored in double figures in 71 games. . . One 30-point game to his credit and 10 20-point games. . . Seven double-doubles. . . Led UF in scoring 20 times and rebounding 18 times. . . As a senior led the SEC in 3-point field goal percentage (.438). . . Led UF in scoring in the NCAA Tournament (15.7) and postseason (16.0).

SEASON	G	FGM-FGA	PCT	3PT-ATT	PCT	FTM-FTA	PCT	REB	AVG	TP	AVG
1995-96	28	69-174	.397	41-114	.360	21-25	.840	92	3.3	200	7.1
1996-97	30	126-289	.436	64-155	.413	100-118	.847	183	6.1	416	13.9
1997-98	29	120-261	.460	60-131	.458	47-59	.797	133	4.6	347	12.0
1998-99	31	117-245	.478	78-178	.438	28-42	.667	102	3.3	340	11.0
TOTALS	118	432-969	.446	243-578	.420	196-244	.803	510	4.3	1303	11.0




30. Matt Walsh, Holland, Pa. (2002-05) | 1,301

One of the most dangerous 3-point shooters in school history, Walsh scored over 1,300 points in only three years at UF. . . Hit over 42 percent from 3-point range two of his three years at UF. . . Left UF ranked fifth in both 3-pointers made and attempted (now eighth in both). . . Earned Second-Team All-SEC honors in both his sophomore and junior years. . . Twice earned National Player of the Week honors, including his first week as a collegiate athlete when he scored 26 points in his very first game. . . The MVP of the 2005 SEC Tournament after scoring 26 points in the Gators' victory over Kentucky in the title game, their first SEC Tournament Championship. . . Declared for the NBA Draft after his junior season.

SEASON	GP-GS	MP	FGM-FGA	PCT	3PT-ATT	PCT	FT-FTA	PCT	REB	AVG	A	TO	BS	ST	PF-DQ	TP	AVG
2002-03	33-33	965	128-274	.467	60-139	.432	88-119	.739	156	4.7	101	96	12	50	77-0	404	12.2
2003-04	31-31	1026	152-342	.444	63-182	.346	122-148	.824	150	4.8	86	94	8	47	74-0	489	15.8
2004-05	28-26	837	126-278	.453	69-162	.426	87-106	.821	102	3.6	85	69	7	28	51-1	408	14.6
TOTALS	92-90	2828	406-894	.454	192-483	.398	297-373	.796	410	4.5	272	259	27	125	202-1	1301	14.1




THOUSAND-POINT SCORERS



31. Vernon Delancy, Miami, Fla. (1980-84) | 1,291

Scored 38 points against Alabama in his freshman year to post the highest outing in the nation by a freshman that year... Named to SEC All-Freshman team in 1981... A 1984 third-round NBA Draft pick by Milwaukee.


SEASON	G	FGM-FGA	PCT	3PT-ATT	FTM-FTA	PCT	REB	AVG	TP	AVG
1980-81	28	192-354	.542		113-144	.785	139	5.0	497	17.8
1981-82	17	65-143	.447		45-58	.776	51	3.0	175	10.3
1982-83	28	145-301	.482		71-103	.689	82	2.9	361	12.9
1983-84	29	107-212	.505		44-67	.657	101	3.5	258	8.9
TOTALS	102	509-1010	.504		273-372	.734	373	3.7	1291	12.7



32. Chip Williams, Dunedin, Fla. (1972-75) | 1,246

First-team All-SEC choice (AP & UPI) in '74... Second-team All-SEC choice in '73... Third-team All-SEC by UPI and AP honors in '75... Led team in scoring in '74... Grabbed 775 career rebounds, averaging 10.2 per game... Inducted into University of Florida Hall of Fame in April of 1995.

SEASON	G	FGM-FGA	PCT	3PT-ATT	FTM-FTA	PCT	REB	AVG	TP	AVG
1972-73	25	168-353	.476		76-110	.691	303	12.1	412	16.5
1973-74	23	199-357	.557		75-96	.781	255	11.1	473	20.6
1974-75	28	151-293	.515		59-84	.702	217	7.8	361	12.9
TOTALS	76	518-1003	.516		210-290	.724	775	10.2	1246	16.4



33. Kenyan Weaks, Concord, N.C. (1996-2000) | 1,234

One of the most prolific 3-point shooters in school history, who developed into a complete player during his four-year career... Scored in double figures 60 times, including 14 20-point games and a 31-point game vs. Auburn in the 1998 SEC Tournament... Started 65 games in his career... Tied UF single-season school record with 2.25 steals per game (Dwayne Davis in 1990-91) as a junior... As a sophomore, set a UF record by shooting .508 from 3-point range. It was the fifth best mark in SEC history (now sixth), led the SEC and also ranked fifth nationally.

SEASON	G	FGM-FGA	PCT	3PT-ATT	PCT	FTM-FTA	PCT	REB	AVG	TP	AVG
1996-97	28	105-217	.484	36-91	.396	15-30	.500	72	2.6	261	9.3
1997-98	26	122-238	.513	61-120	.508	26-33	.788	124	4.8	331	12.7
1998-99	24	101-218	.463	45-118	.381	24-28	.857	81	3.4	271	11.3
1999-00	37	131-250	.524	56-135	.415	53-59	.898	99	2.7	371	10.0
TOTALS	115	459-923	.497	198-464	.427	118-150	.787	376	3.3	1234	10.7



34(t). Corey Brewer, Portland, Tenn. (2004-07) | 1,225

One of the most versatile players in UF history, Brewer had the quickest defensive hands in the SEC while averaging in double-figures each of his final two years... He was selected the Most Outstanding Player at the 2007 Final Four, guiding the Gators to their second-straight national title... The 2006 SEC co-Defensive Player of the Year... Earned All-SEC honors both his sophomore and junior years and was an Honorable Mention AP All-American in 2007... The seventh overall pick in the 2007 NBA Draft by the Minnesota Timberwolves... Won an NBA title with the Dallas Mavericks in 2011.


SEASON	GP-GS	MP	FGM-FGA	PCT	3PT-ATT	PCT	FT-FTA	PCT	REB	AVG	A	TO	BS	ST	PF-DQ	TP	AVG
2004-05	32-32	791	87-169	.515	17-39	.436	50-86	.581	110	3.4	63	52	13	46	73-1	241	7.5
2005-06	39-37	1095	171-365	.468	42-120	.350	110-143	.769	186	4.8	128	108	16	61	97-4	494	12.7
2006-07	37-37	1053	169-356	.478	40-119	.336	112-155	.723	173	4.7	109	90	15	69	72-1	490	13.2
TOTALS	108-106	2949	426-889	.479	99-278	.356	272-384	.708	469	4.3	300	250	44	176	242-6	1225	11.3



34(t). Malcolm Cesare, Hicksville, N.Y. (1975-79) | 1,225

A 1979 Third-Team All-SEC selection... Finished his career as one of the top rebounders and shot-blockers in UF history at the time... A fourth-round NBA Draft pick by Phoenix in 1979.

SEASON	G	FGM-FGA	PCT	3PT-ATT	FTM-FTA	PCT	REB	AVG	TP	AVG
1975-76	26	93-191	.487		30-41	.732	142	5.5	216	8.3
1976-77	26	98-210	.467		40-54	.741	121	4.7	236	9.1
1977-78	27	126-255	.494		66-103	.641	181	6.7	318	11.7
1978-79	27	185-338	.547		85-112	.759	187	6.9	455	16.9
TOTALS	106	502-994	.504		221-310	.713	631	6.0	1225	11.6



36. Hans Tanzler, Jacksonville, Fla. (1946-50) | 1,221

A 1950 Third-Team All-SEC AP choice... Led team in scoring in 1948 (13.2)... Captain of the 1949-50 squad... A former mayor of Jacksonville.

SEASON	G	FGM-FGA	PCT	3PT-ATT	FTM-FTA	PCT	REB	AVG	TP	AVG
1946-47	26	112			58				282	10.8
1947-48	25	135			60				330	13.2
1948-49	26	115			76				306	11.8
1949-50	23	111-338	.328		81-107	.757			303	13.2
TOTALS	100	473			275				1221	12.2

Other figures not available.




37. Dorian Finney-Smith, Portsmouth, Va. (2013-16) | 1,220

The first 1,000-point scorer in Florida history who transferred in, coming to UF after playing at Virginia Tech as a freshman... 2014 SEC Sixth Man of the Year on UF's Final Four team... Also helped the 2013-14 squad post a perfect 18-0 SEC record, win the SEC Tournament, and post school records with 36 wins and a 30-game win streak... UF's leading rebounder all three seasons and the team's leading scorer his final two seasons... Earned second-team All-SEC honors his junior and senior seasons... The only player to post a 20/15 road game during Billy Donovan's tenure, going for 22 points and 15 rebounds in Florida's overtime win at Arkansas on Jan. 11, 2014... Scored 1,429 career points including his season at Virginia Tech.

SEASON	GP-GS	MP	FGM-FGA	PCT	3PT-ATT	PCT	FT-FTA	PCT	REB	AVG	A	TO	BS	ST	PF-DQ	TP	AVG
2013-14	37-2	955	105-284	.370	39-133	.293	74-115	.643	247	6.7	76	61	16	16	80-2	323	8.7
2014-15	28-24	782	137-290	.472	49-115	.426	44-75	.587	174	6.2	44	54	24	32	74-4	367	13.1
2015-16	36-36	1143	169-387	.368	71-193	.368	121-165	.733	300	8.3	75	68	29	33	78-2	530	14.7
TOTALS	101-62	2880	411-961	.428	159-441	.361	239-355	.673	721	7.1	195	183	69	81	232-8	1220	12.1



THOUSAND-POINT SCORERS



38. Taurean Green, Ft. Lauderdale, Fla. (2004-07) | 1,174

One of the great point guards in UF history, he played in 111 games in three years without fouling out once. . . An All-SEC selection both his sophomore and junior years and an Honorable Mention AP All-American in 2007. . . The MVP of the 2006 SEC Tournament and the Most Outstanding Player in the 2007 NCAA Midwest Regional. . . His 184 assists as a sophomore are the fourth-highest single-season total in school history, while his .856 career clip from the free-throw line is second-best in school history. . . Drafted in the second round of the 2007 NBA Draft by the Portland Trail Blazers.


SEASON	GP-GS	MP	FGM-FGA	PCT	3PT-ATT	PCT	FT-FTA	PCT	REB	AVG	A	TO	BS	ST	PF-DQ	TP	AVG
2004-05	32-0	606	33-89	.371	16-47	.340	42-54	.778	31	1.0	69	51	1	31	51-0	124	3.9
2005-06	39-39	1302	130-355	.366	88-229	.384	171-193	.886	115	2.9	184	124	5	51	63-0	519	13.3
2006-07	40-40	1318	154-347	.444	82-202	.406	141-166	.849	96	2.4	147	107	1	42	60-0	531	13.3
TOTALS	111-79	3201	317-791	.401	186-478	.389	350-409	.856	238	2.1	397	273	7	124	174-0	1174	10.5



39. Nick Calathes, Casselberry, Fla. (2007-2009) | 1,170

Calathes was the eighth-fastest Gator ever to reach the 1,000-point club. . . He was the fastest Gator to 1,000 points since Ronnie Williams did so 27 years earlier. . . A First-Team All-SEC selection as a sophomore in 2008-09, Calathes became the first Florida player to score 30 points in a game twice in one season since Anthony Roberson in 2005. . . Led the team in scoring and assists both years on campus. . . Named the 2007-08 SEC Newcomer of the Year and broke UF's assists and assists per game marks for the second-straight season in '08-09. . . Declared for the NBA Draft after his sophomore season.


SEASON	GP-GS	MP	FGM-FGA	PCT	3PT-ATT	PCT	FT-FTA	PCT	REB	AVG	A	TO	BS	ST	PF-DQ	TP	AVG
2007-08	36-36	1174	175-411	.426	58-158	.367	144-199	.724	187	5.2	221	104	3	58	76-0	552	15.3
2008-09	36-35	1200	205-425	.482	73-187	.390	135-191	.707	192	5.3	231	119	6	68	69-0	618	17.2
TOTALS	72-71	2374	380-836	.455	131-345	.380	279-390	.715	379	5.3	452	223	9	126	145-0	1170	16.3



40. Eddie Shannon, West Palm Beach, Fla. (1995-99) | 1,168

A four-year starter. . . Named co-captain with Greg Stolt prior to his senior season, the first team captains under head coach Billy Donovan. . . Named the 1999 Frontier Most Courageous player for demonstrating extraordinary courage beyond the playing floor. . . Had a prosthetic right eye fitted on Oct. 15, 1998 after having damaged parts of his eye removed on Sept. 5th, 1998. . . Scored in double figures 59 times in his career. . . Led UF in scoring 17 times during his career and led UF in assists in 63 games. . . Had nine career 20-point game. . . Had 18 assists and just three turnovers in NCAA Tournament action and 31 assists with eight turnovers in postseason action.


SEASON	G	FGM-FGA	PCT	3PT-ATT	PCT	FTM-FTA	PCT	REB	AVG	TP	AVG
1995-96	28	94-253	.372	23-81	.284	30-42	.714	58	2.1	241	8.6
1996-97	30	124-290	.428	36-117	.308	113-145	.779	101	3.4	397	13.2
1997-98	29	111-269	.413	40-124	.323	73-108	.676	99	3.4	335	11.6
1998-99	29	61-122	.500	19-55	.345	54-72	.750	75	2.6	195	6.7
TOTALS	116	390-934	.418	118-377	.313	270-367	.736	333	2.9	1168	10.1



41. Al Bonner, Pensacola, Fla. (1974-78) | 1,157

A Third-Team All-SEC selection in '77 (UPI). . . A three-time Academic All-SEC choice. . . Led the SEC in free-throw percentage in '77 (.86.3).

SEASON	G	FGM-FGA	PCT	3PT-ATT	FTM-FTA	PCT	REB	AVG	TP	AVG
1974-75	27	54-121	.446		25-33	.758	98	3.6	133	4.9
1975-76	25	131-235	.557		36-46	.783	177	7.1	298	11.9
1976-77	26	154-265	.581		82-95	.863	144	5.5	390	15.0
1977-78	27	138-297	.465		60-80	.750	126	4.6	336	12.4
TOTALS	105	477-918	.519		203-254	.799	545	5.2	1157	11.0



42. Joakim Noah, New York, N.Y. (2004-07) | 1,133

One of the most colorful characters to ever walk on the University of Florida campus, Noah was a two-time All-American at Florida, earning Honorable Mention AP honors in 2006 and Second-Team honors in 2007. . . A First Team All-SEC honoree in both 2006 and 2007. . . He was the Most Outstanding Player of both the Minneapolis Regional and the Final Four in 2006, setting an NCAA single Tournament record with 29 blocked shots, including a Championship game record (since broken) of six vs. UCLA. . . Helped the Gators to back-to-back NCAA titles. . . The ninth overall pick in the 2007 NBA Draft by the Chicago Bulls.

SEASON	GP-GS	MP	FGM-FGA	PCT	3PT-ATT	PCT	FT-FTA	PCT	REB	AVG	A	TO	BS	ST	PF-DQ	TP	AVG
2004-05	29-0	273	36-60	.600	0-0	.000	30-52	.577	72	2.5	15	17	19	6	46-2	102	3.5
2005-06	39-38	972	202-322	.627	0-1	.000	148-202	.733	278	7.1	80	76	95	44	84-3	552	14.2
2006-07	40-40	1034	173-285	.607	1-1	1.000	132-199	.663	337	8.4	90	101	72	45	90-1	479	12.0
TOTALS	108-78	2279	408-667	.612	1-2	.500	310-453	.684	678	6.3	184	191	183	95	217-6	1133	10.4




43. Al Horford, Puerto Plata, Dominican Republic (2004-07) | 1,123

A rock-solid presence for the Gators for three years, he started 100 of 109 career games. . . The MVP of the 2007 SEC Tournament, helping the Gators to their third straight title in the event. . . Second all-time in Florida history with 189 blocked shots. . . Second in UF history with 16 career double-doubles. . . Averaged nearly a double-double his junior year, with 13.2 points and 9.5 boards per game. . . The No. 3 overall pick in the 2007 NBA Draft by the Atlanta Hawks, the second-highest a Gator has ever been drafted.

SEASON	GP-GS	MP	FGM-FGA	PCT	3PT-ATT	PCT	FT-FTA	PCT	REB	AVG	A	TO	BS	ST	PF-DQ	TP	AVG
2004-05	32-25	730	61-127	.480	0-0	.000	57-98	.582	209	6.5	28	31	51	26	79-0	179	5.6
2005-06	39-39	1011	177-291	.608	0-2	.000	88-144	.611	295	7.6	77	74	68	40	97-2	442	11.3
2006-07	38-36	1057	186-306	.608	0-2	.000	130-202	.644	360	9.5	82	69	70	28	94-2	502	13.2
TOTALS	109-100	2768	424-724	.586	0-4	.000	275-441	.624	864	7.9	187	174	189	94	270-4	1123	10.3



THOUSAND-POINT SCORERS



44. Reggie Hannah, Titusville, Fla. (1977-80) | 1,114

A 1980 Third-Team All-SEC choice (AP & UPI)... Led team in scoring as a freshman... Member of the U.S. Junior Olympic Team in 1977.

SEASON	G	FGM-FGA	PCT	3PT-ATT	FTM-FTA	PCT	REB	AVG	TP	AVG
1977-78	22	109-191	.577		81-122	.664	203	9.2	299	13.6
1978-79	27	135-253	.534		87-129	.674	231	8.6	357	13.2
1979-80	27	161-298	.540		136-193	.704	241	8.9	458	17.0
TOTALS	76	405-742	.545		304-444	.685	675	8.9	1114	14.7



45. Sonny Powell, Jacksonville, Fla. (1951-55) | 1,109

A Third-Team All-SEC selection (AP) in '55... Ranks fourth in career free-throws made (487).


SEASON	G	FGM-FGA	PCT	3PT-ATT	FTM-FTA	PCT	REB	AVG	TP	AVG
1951-52	24	66-225	.293		77-114	.675	80	3.3	209	8.7
1952-53	18	64-208	.308		75-105	.714	60	3.3	203	11.3
1953-54	22	88-244	.361		166-195	.851	63	2.9	342	15.5
1954-55	22	93-271	.343		169-211	.801	65	2.9	355	16.1
TOTALS	86	311-948	.328		487-625	.779	268	3.1	1109	12.9



46. Gary Keller, St. Petersburg, Fla. (1964-67) | 1,104

Named to the First-Team All-SEC squad (UPI) in '67... Earned AP All-SEC honors in '66 and '67... Collected Academic All-SEC honors in '67 and '68... Earned Coaches' SEC honors in '66 & '67... A 1967 sixth-round NBA Draft selection by Los Angeles.

SEASON	G	FGM-FGA	PCT	3PT-ATT	FTM-FTA	PCT	REB	AVG	TP	AVG
1964-65	25	121-242	.500		70-112	.625	247	9.9	312	12.5
1965-66	26	152-322	.472		110-197	.558	326	12.5	414	15.9
1966-67	25	143-313	.457		92-143	.643	282	11.3	378	15.1
TOTALS	76	416-877	.474		272-452	.602	855	11.3	1104	14.5



47. Harry Hamilton, Gainesville, Fla. (1946-49, 1950-51) | 1,102

Earned All-SEC Third-Team honors (AP) in '51... Led UF in scoring in '49 and '51.

SEASON	G	FGM-FGA	PCT	3PT-ATT	FTM-FTA	PCT	REB	AVG	TP	AVG
1946-47									123	
1947-48									287	
1948-49	26	132			63				327	12.6
1950-51	22	158-425	.372		49-75	.653	128	5.8	365	16.6
TOTALS	97	476			150				1102	11.4


Other figures not available.



48. Kasey Hill, Umatilla, Fla. (2013-17) | 1,087

Hill became the sixth player in SEC history to reach 1,000 points, 500 assists and 175 steals... Named to coaches second-team All-SEC and SEC All-Defensive Team as a senior... As a freshman, Hill served as the backup point guard on UF's 2014 Final Four team that went perfect in SEC play... Started every game as a senior and helped the Gators to a second-place SEC finish and back into the NCAA Tournament, making a run to the Elite Eight... At the completion of his career, Hill ranked second all-time at UF in assists, fourth in steals and 10th in games played.

SEASON	GP-GS	MP	FGM-FGA	PCT	3PT-ATT	PCT	FT-FTA	PCT	REB	AVG	A	TO	BS	ST	PF-DQ	TP	AVG
2013-14	32-8	703	57-140	.407	5-35	.143	57-86	.663	63	2.0	100	50	5	37	67-2	176	5.5
2014-15	33-32	1000	89-235	.379	8-29	.276	50-95	.526	77	2.3	149	72	8	32	66-1	236	7.2
2015-16	36-17	858	118-302	.391	19-64	.297	71-132	.538	86	2.4	120	72	11	53	87-2	326	9.1
2016-17	36-36	1041	126-311	.405	9-44	.205	88-133	.662	103	2.9	161	110	5	60	84-2	349	9.7
TOTALS	137-93	3602	390-988	.395	41-172	.238	266-446	.596	329	2.4	530	304	29	182	304-7	1087	7.9



49. Lee Humphrey, Maryville, Tenn. (2003-07) | 1,080

One of the deadliest shooters in NCAA history, Humphrey left school as the all-time leader in 3-pointers made in NCAA Tournament-history (47)... Was at his best on the biggest stage and knocked down 18 3-pointers in two Final Fours (10 in 2006, eight in 2007)... Hit a UF NCAA Tournament record seven 3-pointers vs. Oregon in the 2007 Elite Eight... A two-time SEC Scholar Athlete of the Year (2006 and 2007) and a two-time ESPN the Magazine Academic All-American.

SEASON	GP-GS	MP	FGM-FGA	PCT	3PT-ATT	PCT	FT-FTA	PCT	REB	AVG	A	TO	BS	ST	PF-DQ	TP	AVG
2003-04	26-11	494	34-72	.472	25-57	.439	5-9	.556	31	1.2	29	23	0	11	18-0	98	3.8
2004-05	32-6	521	52-130	.400	37-100	.370	14-21	.667	31	1.0	31	24	0	15	35-1	155	4.8
2005-06	38-32	1138	142-299	.475	113-246	.459	18-30	.600	71	1.9	72	39	0	28	43-0	415	10.9
2006-07	40-40	1214	145-305	.475	113-246	.459	9-13	.692	51	1.3	50	45	0	19	53-0	412	10.3
TOTALS	136-88	3367	372-807	.461	288-649	.444	46-73	.630	184	1.4	176	131	0	73	149-1	1080	7.9




THOUSAND-POINT SCORERS



50. Walter Hodge, Guaynabo, Puerto Rico (2005-09) | 1,074

The winningest player in school history, Hodge completed his career owning back-to-back NCAA titles and SEC Tournament titles during his tenure in Gainesville...With five more wins (117) than any other player in the history of Florida basketball, the guard increased his 3-pointers made in all four seasons...Hodge left the program sinking the 10th-most three-point field goals in school history (176)...Hodge holds the record for games played by a Gator (151), and is also among the top 10 all-time in minutes played with 3,587.


SEASON	GP-GS	MP	FGM-FGA	PCT	3PT-ATT	PCT	FT-FTA	PCT	REB	AVG	A	TO	BS	ST	PF-DQ	TP	AVG
2005-06	39-8	749	53-137	.387	28-76	.368	16-24	.667	41	1.1	47	49	1	39	61-0	150	3.8
2006-07	40-3	709	79-145	.545	34-68	.500	35-55	.636	47	1.2	59	47	1	17	60-0	227	5.7
2007-08	36-36	1102	143-298	.480	55-150	.367	34-45	.756	76	2.1	103	50	1	50	82-2	375	10.4
2008-09	36-36	1026	112-247	.453	59-154	.383	39-48	.713	54	1.5	84	38	2	47	77-1	322	8.9
TOTALS	151-83	3587	387-827	.468	176-448	.393	124-172	.721	218	1.4	293	184	5	153	280-3	1074	7.1



51. Erik Murphy, South Kingstown, R.I. (2009-13) | 1,052

The nation's top-shooting big man from 3-point range, Murphy hit an SEC-best .453 clip from beyond the arc as a senior on the way to first-team All-SEC honors...A two-year starter who saw his minutes and production increase throughout his career...Named to the All-SEC Tournament team as a junior and a senior and was named to the NCAA All-West Regional team as a junior...Reached the 1,000-point mark in a career-best 27-point, 12-rebound performance against LSU in the 2013 SEC Tournament...Had an ultra-efficient 10-for-10 shooting performance vs. Wisconsin on Nov. 14, 2012.

SEASON	GP-GS	MP	FGM-FGA	PCT	3PT-ATT	PCT	FT-FTA	PCT	REB	AVG	A	TO	BS	ST	PF-DQ	TP	AVG
2009-10	33-0	299	48-80	.600	0-0	-	19-30	.633	79	2.4	8	20	8	12	51-1	115	3.5
2010-11	33-1	355	54-105	.514	12-30	.400	21-28	.750	75	2.3	8	24	15	5	55-0	141	4.3
2011-12	34-32	882	131-270	.485	59-140	.421	35-43	.814	154	4.5	29	44	37	18	90-0	356	10.5
2012-13	36-34	952	164-318	.516	72-159	.453	40-51	.784	199	5.5	50	51	25	23	101-3	440	12.2
TOTALS	136-67	2488	397-773	.514	143-329	.435	115-152	.757	507	3.7	95	139	85	58	297-4	1052	7.7



52. Vernon Maxwell, Gainesville, Fla. (1984-88) | 1,046

A three-time All-SEC selection (AP, UPI and Coaches')... An AP 1988 Honorable Mention All-American... 1988 First-Team All-SEC tournament choice... A 1988 second-round draft choice of the Denver Nuggets... Played for NBA World Champion Houston Rockets in 1994 and enjoyed a 13-year career in the NBA.

SEASON	G	FGM-FGA	PCT	3PT-ATT	FTM-FTA	PCT	REB	AVG	TP	AVG
1984-85	30	163-366	.445		72-105	.686	72	2.4	398	13.3
1985-86	33	262-566	.463		124-177	.701	147	4.5	648	19.6
TOTALS	63	425-932	.456		196-282	.695	218	3.4	1046	16.6



53. Chris Chiozza, Memphis, Tenn. (2014-18) | 1,025

Finished his career as the Gators' all-time assists leader and ranked fourth in steals and 10th in games played...Earned All-SEC honors as a senior, garnering first-team coaches and second-team AP honors, along with SEC All-Defensive Team accolades...Led the SEC in assist-to-turnover ratio as a senior (3.4) and a junior (2.4) and paced the conference in assists per game as a senior (6.1)...Made one of the most memorable shots in Gator history with his buzzer-beating 3-point runner to lift Florida to an overtime Sweet 16 win against Wisconsin in Madison Square Garden...Provided another one-of-a-kind moment with his pick-6 steal and layup with 0.1 seconds left to steal a comeback victory at Missouri in 2018...Posted a triple-double coming off the bench in a win vs. Missouri as a junior.

SEASON	GP-GS	MP	FGM-FGA	PCT	3PT-ATT	PCT	FT-FTA	PCT	REB	AVG	A	TO	BS	ST	PF-DQ	TP	AVG
2014-15	33-11	752	44-113	.389	21-65	.323	21-44	.477	72	2.2	72	41	1	39	54-1	130	3.9
2015-16	36-22	857	86-250	.344	41-128	.320	47-59	.797	104	2.9	156	65	2	39	82-2	260	7.2
2016-17	36-0	798	83-202	.411	30-96	.313	63-80	.788	119	3.3	135	56	0	48	79-1	259	7.2
2017-18	34-32	1088	131-314	.417	38-109	.349	76-94	.809	147	4.3	208	61	4	65	73-0	376	11.1
TOTALS	139-65	3495	344-879	.391	130-398	.327	207-277	.747	442	3.2	571	223	7	191	288-4	1025	7.4



54. Brooks Henderson, Coral Gables, Fla. (1962-65) | 1,001

Named to All-SEC Second-Team (AP & UPI) in '64... Earned Third-Team (AP) and second-team (UPI) honors in '65... Included on the SEC Coaches' Select Team in '65... Named a Helms Foundation All-American in '65 and was a First-Team All-SEC academic choice in 1964-65... Fifth in career free throw percentage (.830)... A 1965 fourth-round selection by Los Angeles.

SEASON	G	FGM-FGA	PCT	3PT-ATT	FTM-FTA	PCT	REB	AVG	TP	AVG
1962-63	19	80-202	.396		110-132	.833	90	4.7	270	14.2
1963-64	22	147-309	.476		87-103	.845	163	7.4	381	17.3
1964-65	25	105-222	.473		140-171	.813	112	4.5	350	14.0
TOTALS	66	332-733	.453		337-406	.830	365	5.5	1001	15.2

Quickest Players to Reach 1,000 Points

1. Ronnie Williams, 50 games – Reached 1,000 points (1,008 total at end of game) as a sophomore in game 22 (with 9:33 remaining in the first half) vs. Tennessee, Feb. 10, 1982
2. Tony Miller, 50 games – Reached 1,000 points (1,015 total at end of game) as a junior in game 5 (with 2:29 remaining in first half) vs. ISU, Dec. 22, 1972
3. Neal Walk, 52 games – Reached 1,000 points as a junior in game 2 vs. Univ. of Miami, Dec. 7, 1968
4. Joe Hobbs, 56 games – Reached 1,000 points as a senior in game 9 vs. ISU, Jan. 6, 1958
5. Chip Williams, 57 games – Reached 1,000 points as a junior in game 9 vs. San Jose, Dec. 30, 1974
6. Bob Emrick, 58 games – Reached 1,000 points as a junior in game 14 vs. Tennessee, Feb. 4, 1956
7. Andy Owens, 59 games – Reached 1,005 points as a junior in game 8 vs. Auburn, Jan. 3, 1970
8. Nick Calathes, 60 games – Reached 1,002 points as a sophomore in game 24 vs. Kentucky, Feb. 10, 2009
9. Vernon Maxwell, 61 games – Reached 1,016 points as a sophomore in game 31 vs. SW Missouri, March 20, 1986
10. Brooks Henderson, 66 games – Reached 1,001 points as a senior in the last game of the 1964-65 season vs. Georgia, March 5, 1965



ALL-TIME RESULTS

1915-16 | 5-1

Coach: C.J. McCoy Captain: R.K. VanCamp

D15	Jacksonville YMCA	A	W	30	14
J25	Columbia College	A	W	18	5
F2	Kewatin (St. Aug.)	A	L	16	22
F3	St. Augustine YMCA	A	W	46	32
F4	Jacksonville YMCA	A	W	46	42
F5	Columbia College	A	W	36	25

1916-19

(No teams because of WWI)

1919-20 | 2-5

Coach: No Coach Captain: C.A. Coxe

	Jacksonville YMCA	A	W	31	28
	Jacksonville YMCA	A	L	31	33
	Catholic Club (Jax)	A	W	28	16
	Stetson	A	L	28	35
	Mercer	A	L	21	30
	Macon YMCA	A	L	18	64
	Savannah	A	L	24	28

1920-21 | 5-6

Coach: W.G. Klein Captain: W.M. Madison

J15	Stetson	H	L	18	36
J22	Stetson	A	L	16	55
F5	Savannah YMCA	A	W	38	20
F6	NC State	A	W	39	18
F8	Trinity	A	L	21	49
F9	VMI	A	L	20	60
F10	Davidson	A	L	26	45
F11	Wofford	A	W	45	35
F12	Furman	A	W	37	25
F14	Macon YMCA	A	L	17	47
F15	Camp Benning	A	W	31	28

1921-22 | 5-5

Coach: W.G. Klein Captain: C.Y. Byrd

J15	Stetson	H	W	45	25
J21	Rollins	H	W	43	17
J26	Albany YMCA	A	L	17	27
J27	Camp Benning	A	L	13	45
J28	Mercer	A	L	26	27
J29	Savannah YMCA	A	L	22	26
J31	Jacksonville YMCA	A	L	18	43
F11	Rollins	A	W	48	29
F17	Savannah YMCA	H	W	41	18
F20	Trinity	H	W/OT	33	26

1922-23 | 2-5

Coach: C.Y. Byrd Captain: Roland Moss

J21	Rollins	H	W	42	21
F3	Georgia Tech	A	L	20	52
	Lynchburg	A	L	19	34
	VMI	A	W	19	15
	Richmond	A	L	25	27
	North Carolina	A	L	14	59
	NC State	A	L	18	30

1923-24 | 5-10

Coach: J.L. White Captain: Edgar Jones

J14	Southern	H	W	27	15
J15	Southern	H	W	26	22
J19	S. Jacksonville	H	W	30	29
J28	Stetson	H	W	19	9
J30	Miami YMCA	H	L	7	16
	NC State	A	L	24	41
	Davidson	A	L	22	24
	Georgia	A	L	24	45
	Macon YMCA	A	L	15	35
	Mercer	A	L	19	31
	Albany YMCA	A	L	13	66
F18	S. Jacksonville	A	L	31	34
	Stetson	A	L	21	25

F21	Southern	A	W	23	21
F22	Southern	A	L	23	29

1924-25 | 2-7

Coach: J.L. White Captain: Edgar Jones

J2	Coral Gables	A	L	23	37
J3	Coral Gables	A	L	16	36
	Seminole Canoe	H	W	27	11
F2	Mercer	A	L	16	34
	Fort Benning	A	L	27	43
	Coral Gables	H	L	29	39
F6	Seminole Canoe	A	L	26	34
F7	Seminole Canoe	H	L	21	34
F24	Southern	H	W	32	21

1925-26 | 7-7

Coach: Brady Cowell Captain: Lamar Sarra

J9	S. Jacksonville	A	L	25	30
J15	Rollins	A	W	48	13
J16	Stetson	A	W	24	23
J22	Ft. McPherson	H	W	34	22
J23	S. Jacksonville	H	W	46	22
J30	Seminole Canoe	H	W	39	16
F1	Rollins	H	W	38	14
F4	Cincinnati YMCA	H	L	26	42
F8	Mercer	A	L	21	26
F10	Georgia	A	L	27	55
F11	South Carolina	A	L	22	29
F13	North Carolina	A	L	6	42
F16	Havana	H	L	16	37
F18	Seminole Canoe	A	W	29	28

1926-27 | 6-20

Coach: Brady Cowell Captain: Red Smith

D11	Ralph's Cleaners	A	W	42	10
D16	Ralph's Cleaners	H	W	37	17
D30	Wilmington (OH)	A	L	18	46
D31	Goodyear	A	L	30	50
J1	Davis-Elkins	A	L	23	60
J3	Kentucky	A	L	36	44
J4	Ohio	A	L	29	38
J5	Cincinnati YMCA	A	L	26	60
J6	Denison	A	L	17	30
J8	Tennessee	A	L	19	22
J9	Georgia	A	W	33	32
J15	Auburn	A	L	34	51
J16	Ft. Benning	A	L	18	51
J17	Alabama	A	L	44	49
F8	Cincinnati YMCA	H	L	23	41
F9	Auburn	H	L	28	40
F9	Paris Is. Marines	H	W	41	28
	Masked Marvels	H	W	47	18
F14	Mercer	A	L	17	40
F15	Oglethorpe	A	L	28	41
F16	Clemson	A	L	17	33
F17	South Carolina	A	L	33	39
F18	South Carolina	A	L	20	37
F19	Furman	A	L	21	56
F26	Seminole Canoe	H	W	33	21
M2	Seminole Canoe	A	L	25	30

1927-28 | 5-16

Coach: Brady Cowell Captain: Ion Walker

J3	Olsons Swedes	H	L	28	53
J6	Georgia	H	L	35	37
J7	Georgia	H	L	30	40
J13	Auburn	H	L	23	39
J14	Auburn	H	L	33	43
J17	Southern	A	L	24	26
J21	Rollins	H	W	48	16
F1	Rollins	A	W	30	23
F3	Cincinnati YMCA	H	L	26	27
F4	Davis-Elkins	H	L	25	57
F6	South Carolina	A	W	41	31
F7	South Carolina	A	L	40	47

F8	Clemson	A	L	29	32
F9	Clemson	A	L	25	26
F10	Furman	A	L	21	44
F14	Southern	A	W	32	22
F15	Miami	H	L	39	40
F18	Alabama	A	L	31	36
F20	Alabama	A	W	29	21
F21	Auburn	A	L	28	50
F22	Auburn	A	L	29	38

1928-29 | 7-13

Coach: Brady Cowell

Captain: George Perrine

J4	Georgia	A	L	32	48
J5	Georgia	A	L	26	45
J7	Georgia Tech	A	L	19	36
J8	Georgia Tech	A	L	26	33
J11	Clemson	H	L	23	36
J12	Clemson	H	L	21	31
J16	Southern	H	W	28	26
J21	Cincinnati YMCA	A	L	35	44
J22	Rollins	H	W	41	17
J25	Auburn	H	W	44	34
J26	Auburn	H	L	32	39
F1	NC State	H	L	19	44
F2	NC State	H	L	20	39
F11	Alabama	H	W	22	21
F12	Alabama	H	W	34	23
F15	Alabama	A	L	28	58
F16	Alabama	A	L	33	47
F17	Auburn	A	W	46	29
F18	Auburn	A	L	26	51
F19	Albany YMCA	A	W	50	45

1929-30 | 10-4

Coach: Brady Cowell

Captain: Dale Van Sickle

J11	Georgia	H	L/OT	34	35
J15	Stetson	A	W	17	14
J17	Rollins	A	W	50	24
J18	Southern	A	W	44	31
J21	Cohen Brothers	A	W	38	26
J28	Cincinnati YMCA	H	L	26	33
J31	Stetson	H	W	40	26
F8	Rollins	H	W	44	27
F12	Clemson	A	L	28	33
F13	Clemson	A	L	20	47
F14	South Carolina	A	W	30	23
F15	South Carolina	A	W	42	17
F20	Cohen Brothers	H	W	49	26
F21	Southern	H	W	54	30

1930-31 | 10-9

Coach: Brady Cowell

Captain: Dale Waters

J3	Atwater Kent	A	W	38	26
J6	Atwater Kent	H	W	34	16
J9	Georgia	H	L	29	32
J10	Georgia	H	L	29	49
J13	Georgia Tech	H	W	39	31
J17	Vanderbilt	H	L	25	42
J19	Vanderbilt	A	L	35	43
J28	Georgia Tech	A	L	23	32
F6	Georgia	A	L	23	38
F7	Georgia	A	L	32	33
F9	Furman	A	L	21	51
F10	South Carolina	A	W	43	27
F11	South Carolina	A	W	42	30
F16	South Carolina	H	W	63	29
F17	South Carolina	H	W	39	20
F23	Rollins	H	W	44	21
	Southern Conference Tournament, Atlanta, Ga.*				
F27	Georgia Tech*	N	W	53	48
F28	Tennessee*	N	W	33	29
F29	Kentucky*	N	L	35	56



ALL-TIME RESULTS

1931-32 | 8-12

Coach: Brady Cowell **Captain: A.E. Emmelhainz**

J2	Stetson	A	L	25	30
J4	Waycross	H	W	66	14
J6	Sears	H	W	55	20
J9	Georgia Tech	A	L	32	41
J15	Alabama	A	L	19	32
J16	Alabama	A	L	11	26
J18	Vanderbilt	A	L	32	36
J19	Vanderbilt	A	W	43	33
J22	Auburn	A	L	26	43
J23	Auburn	A	L	21	28
F3	Rollins	A	W	34	10
F5	Clemson	H	W	36	25
F6	Clemson	H	W	36	33
F12	Georgia	H	L	33	38
F13	Georgia	H	W	47	27
F18	Georgia	A	L	20	36
F19	Georgia	A	L	20	39
F20	Georgia Tech	A	L	23	38
Southern Conference Tournament*					
F26	Duke*	N	L	22	33
F27	Maryland*	N	W	39	24

1932-33 | 9-5 | SEC 4-4, 4th

Coach: Brady Cowell **Captain: Brennan Brown**

J7	Stetson	H	W	46	38
J11	Georgia	A	L	34	37
J12	Georgia	A	W	33	32
J13	Clemson	A	W	34	28
J14	Clemson	A	W	37	33
J20	Georgia	H	W	25	22
J21	Georgia	H	W	40	39
F3	Stetson	A	W	30	18
F10	Vanderbilt	H	L	41	42
F11	Vanderbilt	H	W	43	27
F16	Albany YMCA	A	W	56	40
F17	Auburn	A	L	30	32
F18	Auburn	A	L	11	16
SEC Tournament, Atlanta, Ga.*					
F25	Kentucky*	N	L	24	48

1933-34 | 11-7 | SEC 4-2, 4th

Coach: Ben Clemmons **Captain: George Gunn**

J6	Mercer	H	W	38	24
J10	Georgia	A	W	46	20
J11	Georgia	A	L	24	32
J12	Mercer	A	W	45	39
J15	House of David	H	W	50	23
F2	Georgia	H	W	37	35
F3	Georgia	H	W	47	27
F6	Stetson	A	L	30	33
F9	Clemson	A	W	36	31
F10	Clemson	A	L	26	31
F12	South Carolina	A	L	31	51
F13	South Carolina	A	L	31	36
F16	Auburn	H	W	39	21
F17	Auburn	H	L	21	23
F19	Stetson	H	W	34	19
SEC Tournament, Atlanta, Ga.*					
F24	Kentucky*	N	W	38	32
F25	Vanderbilt*	N	W	24	23
F26	Alabama*	N	L	25	41

1934-35 | 8-7 | SEC 4-3, 5th

Coach: Ben Clemmons **Captain: Welcome Shearer**

D18	Duke	H	L	27	55
D19	Duke	H	W	40	21
J10	Georgia	A	W	29	27
J11	Georgia	A	L	30	34
J12	Mercer	A	W	39	24
J19	Stetson	A	W	40	32
J21	South Carolina	H	L	35	37
J22	South Carolina	H	L	16	28
F7	Alabama	A	L	25	27

F8	Auburn	A	W	35	25
F9	Auburn	A	L	34	39
F12	Stetson	H	L	25	40
F15	Georgia	H	W	29	25
F16	Georgia	H	W	47	45
F20	Oglethorpe	H	W	50	40

1935-36 | 4-11 | SEC 2-8, 11th

Coach: Ben Clemmons **Captain: George Smathers**

J4	Georgia Tech	N	W	36	25
J7	Stetson	H	W	27	24
J10	Mississippi State	A	L	32	51
J11	Mississippi State	A	L	22	36
J14	Stetson	A	L	23	30
J17	Georgia	H	L	28	37
J18	Georgia	H	L	32	43
F7	Georgia	A	L	32	40
F8	Georgia	A	L	22	27
F13	Wake Forest	A	L	32	34
F14	Duke	A	L	31	42
F15	Wake Forest	A	W	32	24
F17	Georgia Tech	A	L	22	39
F21	Auburn	H	L	16	32
F22	Auburn	H	W	20	13

1936-37 | 5-13 | SEC 1-9, 12th

Coach: Josh Cody **Captain: Floyd Christian**

J4	Clemson	H	W	52	36
J5	Clemson	H	L	30	31
J8	Mississippi State	H	L	25	27
J9	Mississippi State	H	L	16	33
J13	Georgia Tech	H	L	25	35
J15	Georgia	H	L	30	31
J16	Georgia	H	W	36	18
J19	Stetson	A	L	32	34
F2	Tampa	H	W	29	14
F4	Georgia St. Teachers	A	L	35	39
F5	Georgia	A	L	19	36
F6	Georgia	A	L	27	28
F8	Mercer	A	W	48	32
F12	Auburn	A	L	34	35
F13	Auburn	A	L	40	51
F15	Georgia Tech	A	L	37	43
F18	Stetson	H	W	40	33
F20	Tampa	A	L	14	29

1937-38 | 11-9 | SEC 3-7, 11th

Coach: Sam McAllister **Captain: Charlie Crejcir**

D16	Duke	H	L	25	33
D17	Duke	H	L	33	37
J4	Wofford	H	W	47	33
J7	Naval Air Station Jax	H	W	42	37
J10	Stetson	H	W	39	27
J14	Georgia	H	L	31	34
J15	Georgia	H	W	38	32
J17	Havana	H	W	45	25
F2	Albany YMCA	A	W	34	27
F4	Georgia	A	W	41	35
F5	Georgia	A	L	27	28
F8	Tampa	A	W	24	21
F11	Tampa	H	W	34	18
F14	Vanderbilt	A	L	24	59
F15	Sewanee	A	L	31	33
F16	Tennessee	A	L	28	42
F17	Georgia Tech	A	L	40	54
F22	Stetson	A	L	32	47
F25	Auburn	H	W	43	34
F26	Auburn	H	W	51	35

1938-39 | 9-6 | SEC 5-4, 7th

Coach: Sam McAllister **Captain: Game**

D16	NC State	H	L	21	54
D17	NC State	H	L	30	33
J6	Southern	H	W	62	26
J13	Georgia	H	W	26	15

J14	Georgia	H	L	18	35
J17	Stetson	A	W	32	29
F4	Georgia Tech	H	W	33	29
F6	Sewanee	H	W	33	27
F7	Sewanee	H	W	44	37
F9	Southern	A	W	38	24
F14	Georgia	A	L	32	42
F15	Georgia	A	L	18	43
F18	Stetson	H	W	28	26
F24	Auburn	A	L	38	40
F25	Auburn	A	W	31	25

1939-40 | 13-9 | SEC 5-4, 5th

Coach: Sam McAllister **Captains: Henry Chalker, Jack Maynard**

D8	Southern	H	W	60	33
D14	Alabama	H	L	45	48
D15	Alabama	H	L	38	47
D27	Washington College	A	L	30	45
D28	Seton Hall	A	L	40	43
D29	Scranton	A	L	33	39
D30	George Washington	A	L	36	49
J6	Southern	A	W	77	29
J12	Georgia	H	W	45	36
J13	Georgia	H	W	36	25
J15	Georgia Tech	A	W	45	40
F5	Stetson	A	W	42	30
F6	Tampa	A	W	53	35
F8	Miami	H	W	36	23
F9	Miami	H	W	53	26
F12	Georgia	A	L	37	46
F13	Georgia	A	L	35	54
F16	Tampa	H	W	48	30
F19	Stetson	H	W	48	21
F23	Tennessee	H	W	41	38
F24	Auburn	A	W	42	37
SEC Tournament, Knoxville, Tenn.*					
M2	Tennessee*	N	L	32	42

1940-41 | 15-3 | SEC 6-2, 2nd

Coach: Sam McAllister **Captain: Frank Yinshannis**

D12	Southern	A	W	43	19
D16	Alabama	A	W	36	28
D17	Alabama	A	L	22	28
D18	Mississippi	A	W	35	26
D20	Mississippi State	A	W	53	28
J10	Georgia	A	W	39	34
J11	Georgia	A	W	44	42
J31	Southern	A	W	47	31
F1	Stetson	A	W	36	32
F3	Union College (Ky.)	A	W	46	26
F10	Georgia	A	L	40	46
F11	Georgia	H	W	46	44
F18	Stetson	H	W	51	42
F21	Miami	A	W	48	35
F22	Miami	A	W	62	50
F24	Rollins	A	W	65	35
SEC Tournament, Louisville, Ky.*					
F28	Vanderbilt*	N	W	48	41
F29	Tennessee*	N	L	26	47

1941-42 | 8-9 | SEC 3-8, 9th

Coach: Sam McAllister **Captain: Steve Elish**

D12	Southern	H	W	51	36
D15	Alabama	H	L	30	37
D16	Alabama	H	L	28	33
J9	Georgia	H	L	33	42
J10	Georgia	H	W	29	28
F3	Southern	A	W	50	22
F5	Miami	H	W	47	31
F6	Miami	H	W	37	34
F9	Georgia	A	L	26	27
F10	Georgia	A	L	27	39
F12	Naval Air Station	A	W	38	37
F14	Mississippi	A	W	46	35
F16	Mississippi State	A	W	48	47



ALL-TIME RESULTS

F17	Mississippi State	A	L	31	48
F19	Auburn	H	L	23	47
F20	Auburn	H	L	36	38
SEC Tournament, Louisville, Ky.*					
F26	Kentucky*	N	L	36	42

1942-43 | 8-7 | SEC 0-6, 12th

Coach: Spurgeon Cherry		Captain: Doyle Carlton			
D11	Alabama	A	L	30	39
D12	Alabama	A	L	26	32
D14	Mississippi State	H	L	35	43
D15	Mississippi State	H	L	29	33
D16	Mississippi	A	L	32	35
D17	Mississippi	A	L	44	51
J8	O.C.S.	H	W	63	12
J12	305th Fighter Squad	A	W	70	24
J15	Tampa	H	W	55	24
J16	Tampa	H	W	61	36
J22	120th Infantry	A	W	53	27
F10	Naval Inshore Patrol	A	W	52	35
F11	197th Field Artillery	A	W	66	28
F13	Ft. Benning Par	A	L	31	33
F17	Naval Air Gunnery	A	W	74	53

1943-44

No team because of WWII

1944-45 | 7-12 | SEC 4-2, 4th

Coach: Spurgeon Cherry		Captain: Doug Belden			
D13	Cedar Key AAF	H	W	77	24
D15	Pinellas AAF	H	L	34	40
J4	Lee Field	H	L	47	57
J9	Jacksonville NAS	H	L	26	46
J11	Camp Blanding	H	L	44	46
J13	Georgia	A	W	46	28
J27	Jacksonville NAS	H	L	26	64
J30	Jacksonville NAS	H	L	34	45
J31	Camp Blanding	A	W	39	36
F2	Camp Blanding	A	L	36	50
F6	Jacksonville NAS	A	L	44	67
F8	Waycross Air Base	A	W	42	40
F12	Auburn	A	W	58	33
F13	Auburn	A	L	40	42
F17	Georgia	A	W	52	36
F19	Auburn	H	L	41	43
F20	Auburn	H	W	62	48
F23	Welch Army Hospital	H	L	45	50
SEC Tournament, Louisville, Ky.*					
M1	Kentucky*	N	L	35	57

1945-46 | 7-14 | SEC 2-6, 10th

Coach: Spurgeon Cherry		Captain: Kenneth Hartsaw			
D14	Maritime Academy	H	W	79	38
J3	Jacksonville NAS	A	L	38	47
J7	Welch Army Hospital	H	L	30	36
J9	Camp Blanding	A	L	44	49
J11	Jacksonville NAS	H	L	29	41
J14	Camp Blanding	H	W	64	40
J24	Orlando AFB	A	W	59	34
J25	Welch Army Hospital	A	L	40	45
J26	Orlando AFB	A	W	60	35
J29	Auburn	A	L	36	49
J30	Auburn	A	L	40	51
F1	Georgia Tech	A	L	53	64
F2	Georgia	A	W	67	56
F5	Green Cove	H	L	39	65
F8	Auburn	H	L	53	60
F9	Auburn	H	W	53	34
F11	Jacksonville Cavs	A	W	66	41
F12	Green Cove	A	L	38	53
F18	Georgia	H	L	41	44
F23	Georgia Tech	H	L	50	58
SEC Tournament, Louisville, Ky.*					
F28	Kentucky*	N	L	32	69

1946-47 | 17-9 | SEC 4-4, 6th

Coach: Sam McAllister		Captain: Game			
D8	Southern	H	W	47	24
D9	Spring Hill	H	W	49	36
D13	Mississippi State	A	L	25	55
D15	Alabama	A	L	18	45
D17	Duke	A	L	37	44
D19	Banana River NAS	A	W	54	44
D20	Miami	A	L	33	36
D21	Miami	A	L	35	39
J3	Miami	H	W	42	28
J4	Miami	H	W	61	28
J7	Jacksonville NAS	A	W	50	44
J9	Daytona Beach	A	W	45	31
J11	Georgia	H	W	50	47
J14	Stetson	A	W	39	31
J17	Auburn	H	W	48	32
J18	Auburn	H	W	39	28
J23	Jacksonville NAS	H	L	41	43
J25	Tampa	H	W	50	30
F7	Auburn	A	W	48	42
F8	Auburn	A	L	30	36
F11	Banana River NAS	H	W	58	37
F14	Georgia	A	L	43	59
F19	Stetson	H	W	56	38
F21	Southern	A	W	63	38
F22	Tampa	A	W	49	37
SEC Tournament, Louisville, Ky.*					
M1	LSU*	N	L	45	60

1947-48 | 15-10 | SEC 5-7, 7th

Coach: Sam McAllister		Captain: Game			
D3	Tampa	H	W	70	43
D8	Mississippi State	H	W	53	47
D12	Auburn	H	L	41	43
D13	Auburn	H	W	47	39
D19	Miami	H	L	50	67
D20	Miami	H	W	58	55
J5	LSU	A	W	38	36
J6	Tulane	A	L	35	52
J10	Southern	A	W	74	49
J13	Jacksonville NAS	H	W	82	51
J17	Tampa	A	W	40	30
J20	Stetson	A	W	55	31
J23	Georgia	H	L	52	55
J24	Georgia	H	W	46	38
F6	Auburn	A	L	50	53
F7	Auburn	A	W	39	37
F10	Southern	H	W	87	43
F13	Georgia Tech	H	L	42	65
F14	Georgia	A	L	44	56
F17	Stetson	H	W	48	39
F20	Miami	A	W	72	50
F21	Miami	A	L	49	52
F25	Jacksonville NAS	A	W	77	59
F28	Georgia Tech	A	L	55	63
SEC Tournament, Louisville, Ky.*					
M4	Kentucky*	N	L	31	87

1948-49 | 11-15 | SEC 4-8, 9th

Coach: Sam McAllister		Captain: Bill Atkinson			
D4	Southern	A	W	83	61
D8	Stetson	H	W	67	34
D11	LSU	H	L	50	52
D14	Tampa	A	W	50	45
D17	Tennessee	H	L	52	58
D28	Pittsburgh	A	L	40	50
D29	Pittsburgh	A	L	39	45
J3	Tulane	H	L	51	63
J8	Auburn	H	W	61	45
J12	Southern	H	L	50	51
J14	Miami	A	L	65	75
J15	Miami	A	L	42	44
J18	Stetson	A	W	54	47
J21	Georgia	H	L	48	59

F8	Lawrence Tech	H	W	64	58
F10	Georgia Tech	A	L	49	57
F11	Georgia	A	L	39	63
F12	Georgia	A	W	55	49
F15	Tampa	H	W	68	62
F17	Auburn	A	L	43	44
F18	Mississippi State	A	W	40	37
F19	Mississippi	A	W	63	61
F22	Miami	H	W	90	56
F23	Miami	H	L	50	60
F26	Georgia Tech	H	L	56	66
SEC Tournament, Louisville, Ky.*					
M3	Kentucky*	N	L	36	73

1949-50 | 9-14 | SEC 4-10, 11th

Coach: Sam McAllister		Captains: Hans Tanzler, Julian Miller			
D1	Florida Southern	A	W	49	37
D3	Mississippi State	A	W	63	45
D10	Miami	A	W	60	53
D16	Tulane	A	L	50	69
D17	LSU	A	L	49	73
J7	Alabama	H	L	48	51
J9	Mississippi	H	L	46	54
J12	Stetson	H	W	64	51
J14	Auburn	A	L	46	72
J17	Tampa	A	L	50	63
J20	Georgia	H	W	54	49
J21	Georgia	H	L	48	57
F3	Tennessee	A	L	56	65
F4	Vanderbilt	A	L	34	54
F7	Florida Southern	H	L	62	67
F10	Georgia Tech	A	L	38	69
F11	Georgia	A	L	77	52
F14	Stetson	A	L	53	57
F18	Miami	H	W	66	46
F20	Auburn	H	W	43	41
F22	Tampa	H	W	59	52
F25	Georgia Tech	H	W	59	41
SEC Tournament, Louisville, Ky.*					
M2	LSU*	N	L	57	66

1950-51 | 11-12 | SEC 6-8, 8th

Coach: Sam McAllister		Captain: Ted Jaycox			
D6	Florida Southern	H	W	71	51
D9	LSU	A	L	59	77
D14	Kentucky	A	L	37	85
D16	Tennessee	A	L	54	60
D18	Vanderbilt	A	L	64	81
J6	Stetson	A	W	63	61
J8	Mississippi	H	W	69	58
J12	Georgia	A	L	48	61
J13	Georgia Tech	A	W	56	54
J16	Stetson	H	W	70	62
J18	Tampa	H	L	49	51
J20	Alabama	H	W	59	55
F2	Miami	A	W	78	71
F3	Florida Southern	A	L	58	69
F6	Tulane	H	W	72	64
F10	Georgia	H	L	58	75
F13	Miami	H	W	71	61
F15	Tampa	A	L	56	70
F17	Auburn	H	W	82	61
F19	Mississippi State	H	W	68	61
F23	Auburn	A	L/OT	77	83
F24	Alabama	A	L	61	79
SEC Tournament, Louisville, Ky.*					
M1	Tulane*	N	L	52	62

1951-52 | 15-9 | SEC 7-7, 7th

Coach: John Mauer		Captain: Game			
D5	Wofford	H	W	76	52
D8	Stetson	H	W	63	56
D15	Florida Southern	H	W	79	51
D17	Miami	H	W	69	65
D19	Tennessee	H	W	58	47



ALL-TIME RESULTS

Gator Bowl Tournament*				
D27	Clemson*	N	W	73 62
D28	Georgia*	N	W	62 47
D29	Florida State	A	W	61 51
J3	Auburn	H	W	64 63
J5	Alabama	H	W	55 53
J12	Kentucky	H	L	52 99
J16	Georgia	A	W	74 55
J19	Vanderbilt	H	W	86 70
F2	Mississippi	A	L	45 56
F4	Alabama	A	L	59 67
F6	Mississippi State	A	L	58 72
F8	Auburn	A	L	52 61
F12	Georgia	H	W	74 60
F16	Georgia Tech	H	W	81 73
F18	Miami	A	L	68 76
F22	Tulane	A	L	77 102
F23	LSU	A	L	57 65
SEC Tournament, Louisville, Ky.#				
F29	Vanderbilt#	N	W	66 63
M1	LSU#	N	L	69 77

1952-53 | 13-6 | SEC 8-5, 3rd

Coach: John Mauer **Captains: Roy Roberts, Rick Casares**

D10	Florida Southern	H	W	74 56
D13	Stetson	H	W	77 74
D15	Miami	H	L	73 75
D19	Mississippi State	A	W	79 75
Gator Bowl Tournament*				
D29	Georgia Tech*	N	W	68 60
D30	Georgia St. Teachers*	N	W	73 61
J5	Alabama	H	W	69 64
J12	Vanderbilt	A	L	73 85
J16	Tulane	H	W	87 57
F2	Miami	H	W	78 56
F4	Auburn	A	W	66 62
F6	Alabama	A	W	61 60
F10	LSU	H	L	56 68
F14	Georgia Tech	A	W	76 65
F16	Georgia	A	L	58 61
F21	Auburn	A	W	71 67
F23	Tennessee	A	L	73 82
F28	Mississippi	H	L	61 64
M2	Georgia	H	W	79 73

1953-54 | 7-15 | SEC 3-11, 10th

Coach: John Mauer **Captain: Game**

D5	Stetson	H	L	55 74
D9	Wofford	A	W	100 63
D12	Miami	A	L	75 85
D18	Tampa	H	W	89 65
Gator Bowl Tournament*				
D28	Georgia St. Teachers*	N	L	86 99
D29	Georgia*	N	L	72 84
D30	Georgia Tech*	N	W	63 59
J2	Georgia	H	W	76 64
J9	Tulane	A	L	64 86
J11	LSU	A	L	59 91
J15	Miami	H	W	75 52
J29	Auburn	H	L	76 83
F1	Alabama	H	L	71 80
F6	Tennessee	H	L	58 62
F8	Kentucky	H	L	55 97
F13	Auburn	A	L	65 85
F15	Alabama	A	L	58 85
F20	Mississippi State	A	L	66 70
F22	Mississippi	A	L	66 86
F27	Vanderbilt	H	L	68 76
M1	Georgia Tech	H	W	77 59
M6	Georgia	A	W	78 76

1954-55 | 12-10 | SEC 5-9, 9th

Coach: John Mauer **Captain: Sonny Powell**

D4	Wofford	H	W	76 61
D8	Rollins	H	W	86 65

D11	Stetson	H	W	78 70
D13	Tampa	H	W	68 61
D16	Miami	A	W	70 61
Gator Bowl Tournament*				
D28	Florida State*	N	W	82 79
D29	Spring Hill*	N	L	60 66
J3	Georgia	H	W	81 68
J8	Tulane	H	L	74 85
J10	LSU	H	W	78 73
J13	Miami	H	W	80 68
J29	Auburn	A	L	69 91
J31	Alabama	A	W	76 74
F3	Kentucky	A	L	63 87
F5	Tennessee	A	L	75 102
F12	Auburn	H	L	66 70
F14	Alabama	A	L	80 89
F19	Mississippi State	H	W	77 66
F21	Mississippi	H	W	78 72
F26	Vanderbilt	A	L	72 100
F28	Georgia Tech	A	L	68 88
M4	Georgia	A	L	61 69

1955-56 | 11-12 | SEC 4-10, 11th

Coach: John Mauer **Captain: Ted Copeland**

D5	Wofford	H	W	85 66
D8	Rollins	H	W	99 60
D12	Tampa	H	W	110 62
D14	Stetson	H	W	92 74
D19	Miami	A	W	74 69
All-American City Tournament*				
D28	Pittsburgh*	N	W	98 72
D30	Evansville*	N	L	69 85
D31	Kentucky Wesleyan*	A	L	62 73
J2	Auburn	A	L	77 89
J7	Tulane	A	W	61 54
J9	LSU	A	L	90 91
J13	Miami	H	W	87 85
J30	Georgia	A	L	73 93
F4	Tennessee	H	W	68 64
F6	Kentucky	H	L	70 81
F11	Auburn	A	L	73 77
F13	Alabama	A	L	74 109
F18	Mississippi State	A	L	74 84
F20	Mississippi	A	L	77 90
F25	Vanderbilt	H	L	75 80
F27	Georgia Tech	H	W	66 48
M3	Georgia	H	W	82 69
M5	Alabama	H	L	75 82

1956-57 | 14-10 | SEC 6-8, 8th

Coach: John Mauer **Captain: Bob Emrick**

D5	Tampa	H	W	94 63
D8	Stetson	H	W	84 69
D10	Florida State	H	W	67 65
D15	Miami	A	W	89 65
Carnouel Tournament*				
D17	Muhlenberg*	N	W	97 90
D18	Wake Forest*	N	L	53 55
D19	St. Joseph's*	N	W	86 72
Gator Bowl Tournament#				
D27	South Carolina#	N	L	71 77
D28	Clemson#	N	W	105 71
D31	Georgia	H	L	62 69
J5	Tulane	H	W	70 62
J7	LSU	H	W	74 50
J10	Miami	H	W	98 63
J26	Alabama	A	W	93 71
J28	Auburn	A	L	61 76
F2	Kentucky	A	L	61 88
F4	Tennessee	A	L	79 97
F9	Auburn	H	L	70 73
F11	Alabama	H	L	65 66
F16	Mississippi State	H	W	89 80
F18	Mississippi	H	W	92 81
F23	Vanderbilt	A	L	59 76

F25	Georgia Tech	A	L	57 64
M2	Georgia	A	W	85 65

1957-58 | 12-9 | SEC 7-8, 9th

Coach: John Mauer **Captain: Joe Hobbs**

D4	Stetson	H	W	79 65
D7	Georgia	A	L	60 66
D11	Florida State	A	W	71 70
D16	Rollins	H	W	87 63
D21	Miami	A	W	73 64
Gator Bowl Tournament*				
D30	Clemson*	N	W	76 64
D31	Georgia*	N	W	76 65
J4	Tulane	A	L	75 84
J6	LSU	A	W	81 57
J11	Auburn	H	W	90 66
J13	Alabama	H	W	66 62
J16	Miami	H	W	75 70
J31	Kentucky	H	L	56 78
F3	Tennessee	H	L	91 100
F8	Auburn	A	L	69 76
F10	Alabama	A	L	55 62
F15	Mississippi State	A	L	78 90
F17	Mississippi	A	L	65 67
F22	Vanderbilt	H	W	73 53
F24	Georgia Tech	H	L	61 62
M1	Georgia	H	W	90 73

1958-59 | 8-15 | SEC 2-12, 11th

Coach: John Mauer **Captains: Charlie Pike, Dick Hoban**

D1	Erskine	H	W	107 61
D3	Georgia	H	L	63 66
D8	Stetson	H	W	73 62
D10	Rollins	H	W	84 54
D13	Florida State	A	L	60 82
D17	Miami	A	L	82 92
D20	Florida Southern	H	W	78 63
Gator Bowl Tournament*				
D29	Mississippi*	N	L	47 71
D30	Georgia*	N	W	58 55
J3	Tulane	H	L	62 68
J5	LSU	H	W	69 63
J10	Auburn	H	L	54 63
J12	Alabama	H	L	77 82
J15	Miami	H	W	85 70
J31	Kentucky	A	L	51 94
F2	Tennessee	A	L	70 100
F7	Alabama	A	L	59 67
F9	Auburn	A	L	71 93
F14	Mississippi State	H	L	68 105
F16	Mississippi	H	W	102 97
F21	Vanderbilt	A	L	66 77
F23	Georgia Tech	A	L	72 76
F28	Georgia	A	L	67 85

1959-60 | 6-16 | SEC 3-11, 11th

Coach: John Mauer **Captain: Bob Sherwood**

D2	Tampa	H	W	79 63
D5	Florida State	H	W	81 71
D7	Florida Southern	H	W	88 70
D12	Georgia	A	L	61 75
D15	Stetson	H	L	74 79
D19	Miami	A	L	77 79
Hurricane Classic*				
D28	Xavier*	N	L	74 86
D29	Brigham Young*	N	L	65 74
J2	LSU	A	W	73 63
J4	Tulane	A	L	55 71
J9	Auburn	H	L	69 73
J11	Alabama	H	W	89 76
J14	Miami	H	L/OT	65 70
J29	Kentucky	H	L	62 75
F1	Tennessee	H	L	68 84
F6	Alabama	A	L	56 67
F8	Auburn	A	L	51 89



ALL-TIME RESULTS

F13	Mississippi	A	L	81	90	
F15	Mississippi State	A	L	75	81	
F20	Vanderbilt	H	W/OT	81	75	
F22	Georgia Tech	H	L/OT	55	69	-/6
F27	Georgia	H	L	73	75	

1960-61 | 15-11 | SEC 9-5, 4th

Coach: Norm Sloan **Captain: Bob Shiver**

D2	Wake Forest	A	L	79	85	
D5	Rice	A	L	63	68	
D6	Southern Methodist	A	L	64	74	
D10	Texas Tech	H	W	79	76	
D14	Florida State	A	W	74	67	
D17	Miami	A	L	74	93	
D21	Duke	A	L	64	83	-/7

Gator Bowl Tournament*

D28	Jacksonville*	N	W	82	68
D29	Navy*	N	L/OT	62	69
D30	Georgia*	N	W	73	58
J7	LSU	H	W	79	75
J9	Tulane	H	W	83	79
J11	Miami	H	W	81	73
J13	Auburn	A	W	58	53
J28	Georgia	A	W	90	68
J30	Alabama	H	W	52	50
F4	Kentucky	A	L	68	89
F6	Tennessee	A	L	68	83
F11	Alabama	A	L	56	64
F13	Auburn	A	W	78	60
F18	Mississippi State	H	W	59	57
F20	Mississippi	H	W/OT	81	77
F22	Florida State	H	W	75	74
F25	Vanderbilt	A	L	60	77
F27	Georgia Tech	A	L	50	52
M4	Georgia	A	W	78	74

1961-62 | 12-11 | SEC 8-6, 4th

Coach: Norm Sloan **Captain: Lou Merchant**

D1	Duke	A	L	58	80	-/8
D4	Rice	H	W	70	67	
D7	Florida State	H	L	71	85	
D12	Wake Forest	H	W	71	65	-/3
D16	Miami	A	L	61	66	
D19	Georgia	A	L/OT	72	78	

Gator Bowl Tournament*

D28	Navy*	N	W	68	63	
D29	Virginia Tech*	N	L	69	78	
J6	LSU	A	L	57	74	
J8	Tulane	A	L	47	59	
J11	Miami	H	W	74	62	
J13	Auburn	H	W	43	40	
J15	Alabama	H	W	74	53	
F2	Kentucky	H	L	69	81	-/2
F5	Tennessee	H	W	92	83	
F10	Alabama	A	W	69	62	
F12	Auburn	A	L	60	64	
F17	Mississippi State	A	L	45	67	-/8
F19	Mississippi	A	W	63	62	
F21	Florida State	A	L	56	79	
F24	Vanderbilt	H	W	78	68	
F26	Georgia Tech	H	W/OT	82	75	
M3	Georgia	H	W	105	78	

1962-63 | 12-14 | SEC 5-9, 9th

Coach: Norm Sloan **Captain: Buddy Bales, Tom Barbee**

N30	Miami	A	L/OT	87	91
D3	Jacksonville	H	W/2OT	82	81
D6	Florida State	A	W	80	59
D8	Texas Tech	A	W/OT	71	69
D10	Tulsa	A	L	79	85
D15	Wake Forest	H	W	73	67

Gator Bowl Tournament*

D27	Rice*	N	W	66	57
D28	Georgia Tech*	N	L	61	63
J5	LSU	H	L	63	72

J7	Tulane	H	W	109	74	
J10	Miami	H	L	77	86	
J12	Auburn	H	L	56	81	
J14	Alabama	H	W/OT	69	67	
J19	Georgia	H	W	90	58	
J23	Florida State	H	W	90	86	
J28	The Citadel	H	W	83	75	
J30	West Virginia	A	L	67	114	
F2	Kentucky	A	L	71	94	
F4	Tennessee	A	W	84	73	
F9	Alabama	A	L	74	75	
F11	Auburn	A	L	59	88	
F16	Mississippi State	H	W	73	52	-/6
F18	Mississippi	H	L	63	72	
F23	Vanderbilt	A	L	74	78	
F25	Georgia Tech	A	L	69	89	-/10
M2	Georgia	A	L	77	79	

1963-64 | 12-10 | SEC 6-8, 9th

Coach: Norm Sloan **Captains: Mont Highley**

D3	Florida State	A	W	78	55
D7	Miami	A	L	79	95
D11	Tampa	H	W	108	75
D21	Tulsa	H	L	82	86

Gator Bowl Tournament*

D26	Manhattan*	N	W	100	75	
D27	Air Force*	N	W	74	68	
J4	Tulane	A	W	86	79	
J6	LSU	A	L	65	87	
J9	Miami	H	W	114	91	
J11	Auburn	H	W	63	46	
J18	Georgia	H	L	57	59	
J22	Florida State	H	W	52	50	
J27	Alabama	H	W	86	60	
F1	Kentucky	H	L	72	77	-/4
F3	Tennessee	H	L	58	59	
F8	Alabama	A	W	97	71	
F10	Auburn	A	L	58	79	
F15	Mississippi State	A	L	61	68	
F17	Mississippi	A	L	91	98	
F22	Vanderbilt	H	L	79	91	
F24	Georgia Tech	H	W	92	73	
F29	Georgia	A	W	69	64	

1964-65 | 18-7 | SEC 11-5, 4th

Coach: Norm Sloan **Captain: Brooks Henderson**

D2	VMI	H	W	68	59
D5	Stetson	H	W	90	57
D9	Florida State	A	L	50	51
D19	Miami	A	L	58	67
D21	North Carolina	H	W	73	54

Gator Bowl Tournament*

D29	Wake Forest*	N	W	82	65
D30	Texas*	N	W	62	49
J2	Tulane	H	W	85	63
J4	LSU	H	W	102	62
J9	Auburn	A	L	63	74
J14	Mississippi State	A	W	74	59
J16	Mississippi	A	W	60	39
J21	Miami	H	W	86	69
J23	Kentucky	H	W	84	68
J25	Alabama	A	W	67	51
J30	Kentucky	A	L	61	78
F1	Tennessee	A	L	43	75
F8	Auburn	H	L	79	83
F13	Mississippi State	H	W	68	51
F15	Mississippi	H	W	85	53
F20	Vanderbilt	A	L	78	80
F23	Florida State	H	W	77	65
F27	Georgia	A	W	83	74
M1	Tennessee	H	W	58	56
M5	Georgia	H	W	90	66

1965-66 | 16-10 | SEC 9-7, 5th

Coach: Norm Sloan **Captains: Paul Morton, Bob Hoffmann**

D1	Jacksonville	H	W	80	59
D4	Miami	A	W	77	66
D8	Florida State	H	W	75	62
D18	North Carolina	A	L	59	66
D21	Washington	A	W	66	60
D22	Washington	A	L	69	78

Gator Bowl Tournament*

D29	DePaul*	N	W	72	64	
D30	Penn State*	N	L	52	54	
J3	Alabama	H	W	56	53	
J8	Kentucky	H	L	64	78	-/2
J12	Miami	H	W	111	66	
J15	Mississippi	H	W	79	49	
J18	Florida State	A	W	74	65	
J22	Georgia	A	W	65	52	
J24	Auburn	A	W	68	64	
J29	Mississippi	A	W	96	61	
J31	Mississippi State	A	L	68	76	
F5	Tennessee	A	L	47	76	
F7	Kentucky	A	L	75	85	-/1
F9	Auburn	H	L	66	86	
F14	Mississippi State	H	W	78	74	
F19	Vanderbilt	H	L	86	89	-/5
F21	Tennessee	H	W	67	63	
F26	Tulane	A	W	76	59	
F28	LSU	A	L	73	86	
M4	Georgia	H	W	59	49	

1966-67 | 21-4 | SEC 14-4, 2nd

Coach: Tommy Bartlett **Captain: Skip Highley**

D1	Jacksonville	A	W	93	59	
D3	Miami	A	W	113	88	
D7	Florida State	H	W	50	30	
D17	Kentucky	A	W	78	75	-/4
D19	Vanderbilt	A	L	69	77	-/10

Gator Bowl Tournament*

D28	Georgia*	N	W	78	64	
D29	Virginia Tech*	N	W	92	73	
D31	Mississippi	H	W	79	63	
J2	Mississippi State	H	W	63	54	-/10
J7	LSU	A	W	87	70	
J9	Mississippi	A	W	78	63	10/-
J14	Kentucky	H	W	89	72	10/-
J16	Tennessee	H	L	53	66	8/-
J21	Tennessee	A	L	42	56	8/-
J23	Georgia	A	W	63	61	
J28	Alabama	A	W	86	74	
J30	Auburn	A	L	61	87	
F4	Vanderbilt	H	W	83	75	-/9
F6	Alabama	H	W	82	50	
F8	Miami	H	W	73	57	
F11	LSU	H	W	95	71	
F18	Auburn	H	W	70	59	
F22	Florida State	A	W	90	75	
F25	Mississippi State	A	W	59	54	
M4	Georgia	H	W	96	63	

1967-68 | 15-10 | SEC 11-7, 5th

Coach: Tommy Bartlett **Captain: David Miller**

D1	Jacksonville	H	W	109	73	
D4	Kentucky	A	L	76	99	-/9
D7	Florida State	A	W	95	87	
D9	West Virginia	A	W	82	72	
D18	Vanderbilt	H	W	74	72	-/3
D20	Wisconsin	A	L	81	86	

Gator Bowl Tournament*

D27	St. Joseph's*	N	L	69	89	
D28	Mississippi State*	N	L	65	66	
J1	Mississippi State	A	L	55	56	
J3	Mississippi	A	W	70	68	
J6	LSU	H	W	97	90	
J8	Mississippi	H	W	94	75	
J13	Kentucky	H	W	96	78	-/4



ALL-TIME RESULTS

J15	Tennessee	A	L	52	67	-/4
J20	Tennessee	H	W	59	46	-/4
J22	Georgia	H	W	90	63	
J27	Alabama	H	W	88	75	
J29	Auburn	H	W	65	60	
F3	Vanderbilt	A	W	91	85	-/7
F5	Alabama	A	W	64	59	
F10	LSU	A	L	92	93	
F17	Auburn	A	L	65	73	
F21	Florida State	H	W	89	62	
F24	Mississippi State	H	L	67	71	
M2	Georgia	A	L	83	97	

1968-69 | 18-9 | SEC 12-6, 3rd
Coach: Tommy Bartlett **Captain: Neal Walk**

D6	Jacksonville	A	L	64	67	
D7	Miami	A	W	111	62	
D16	Alabama	A	W	56	45	
D18	LSU	A	L/OT	89	93	
D21	Wisconsin	H	W	71	66	
Gator Bowl Tournament*						
D26	Northwestern*	N	L	72	76	
D27	Georgia*	N	W	82	77	
D31	Bucknell	H	W	74	70	
J4	Auburn	H	W	68	59	
J6	Vanderbilt	H	L	55	62	
J11	Kentucky	A	L	67	88	-/7
J13	Tennessee	A	L	63	64	
J18	Furman	H	W	110	65	
J25	Mississippi State	H	W	70	64	
J27	Mississippi	H	W	88	66	
F1	Georgia	A	W	73	69	
F8	Auburn	A	L/OT	80	81	
F10	Vanderbilt	A	W	75	73	
F12	LSU	H	W	95	79	
F15	Kentucky	H	W	82	81	-/4
F17	Tennessee	H	W	65	63	-/17
F22	Mississippi State	A	W	96	79	
F24	Mississippi	A	L	77	79	
M1	Georgia	H	W	96	78	
M3	West Virginia	A	W	75	57	
M8	Alabama	A	W	73	60	
NIT, New York City#						
M13	Temple#	N	L	66	82	

1969-70 | 9-17 | SEC 6-12, 8th
Coach: Tommy Bartlett **Captain: Andy Owens**

Sunshine Classic*						
D1	Morehead State*	N	L	73	82	
D2	East Tennessee*	N	W	68	49	
D6	Northwestern	A	L	79	83	
D20	Louisville	H	L	87	94	-/14
D23	Harvard	H	W	95	75	
Gator Bowl Tournament#						
D29	Virginia Tech#	N	W	48	45	
D30	Florida State#	N	L	63	88	
J3	Auburn	A	L	75	91	
J5	Vanderbilt	A	L	79	90	
J7	Alabama	H	W	79	70	
J10	Kentucky	H	L	69	88	-/2
J12	Tennessee**	H	W/OT	57	56	
J17	West Virginia	A	L/OT	87	88	
J24	Mississippi State	A	L	77	79	
J26	Mississippi	A	L	77	79	
J31	Georgia	H	L	64	68	
F4	LSU	H	L	75	97	
F7	Auburn	H	W	70	68	
F9	Vanderbilt	A	W/OT	81	79	
F11	LSU	A	L	85	94	
F14	Kentucky	A	L	66	110	-/3
F16	Tennessee	A	L	61	72	
F21	Mississippi State	H	W	87	70	
F23	Mississippi	H	W	63	62	

F28	Georgia	A	L	69	85	
M7	Alabama	A	L	79	89	
**500th win						
1970-71 11-15 SEC 8-10, 7th						
Coach: Tommy Bartlett Captain: Earl Findley						
D1	Samford	H	W	79	74	
D5	Louisville	A	L	87	105	
D7	Houston	H	L	60	61	
D18	LSU	A	L	77	87	
D21	Northwestern	H	W	88	73	
D23	Fordham	H	L	65	72	
Gator Bowl Tournament*						
D28	Georgia Tech*	N	L	58	69	
D29	Bradley*	N	L	65	70	
J2	Auburn	H	W	66	60	
J4	Vanderbilt	H	W/OT	84	82	
J6	Alabama	A	L	63	70	
J9	Kentucky	A	L	75	101	-/11
J11	Tennessee	A	L	75	85	-/18
J14	Mississippi State	H	L	58	72	
J25	Mississippi	H	W	106	86	
J30	Georgia	A	W	88	79	
F6	Auburn	A	L	70	85	
F8	Vanderbilt	A	L	81	92	
F10	LSU	H	L	74	86	
F13	Kentucky	H	W	74	65	
F15	Tennessee	H	W	56	55	-/13
F20	Mississippi State	A	L	65	70	
F22	Mississippi	A	W	85	68	
F27	Georgia	H	L	61	62	
M1	West Virginia	H	W	72	71	
M6	Alabama	H	W	79	66	

1971-72 | 10-15 | SEC 4-14, 10th
Coach: Tommy Bartlett **Captain: Jerry Hoover**

D1	Louisville	H	W	70	69	-/9
D4	South Florida	H	W	116	87	
D14	South Florida	A	W	98	77	
D18	Army (MSG)	N	W	80	71	
D22	LSU	H	W	92	81	
Gator Bowl Tournament*						
D28	Columbia*	N	W	87	47	
D29	Illinois*	N	L	75	76	
J3	Alabama	H	W	79	77	
J8	Auburn	A	L	74	79	
J10	Vanderbilt	A	L	87	104	
J15	Kentucky	H	W	72	70	-/15
J17	Tennessee	H	L	50	61	-/19
J24	LSU	A	L	73	84	
J29	Mississippi State	A	L	68	69	
J31	Mississippi	A	L	72	86	
F5	Georgia	H	L	63	74	
F12	Auburn	H	L	100	103	
F14	Vanderbilt	H	L	74	90	
F19	Kentucky	A	L	68	95	-/17
F21	Tennessee	A	L	52	55	
F26	Mississippi State	H	W	88	80	
F28	Mississippi	H	L	74	87	
F29	Chicago State	H	W	120	69	
M4	Georgia	A	L	72	75	
M11	Alabama	A	L	82	86	

1972-73 | 11-15 | SEC 7-11, 7th
Coach: Tommy Bartlett **Captain: Tony Miller**

D1	Valdosta State	H	W	100	76	
D9	Fordham	A	L	69	78	
D16	Georgia Tech	H	W	78	69	
D20	Louisville	A	L	57	69	
D22	LSU	A	L	54	67	
Gator Bowl Tournament*						
D26	Rutgers*	N	L/OT	79	81	
D27	Miami (Ohio)	N	L	72	88	
J3	Alabama	A	L	56	69	-/14
J6	Auburn	H	W	65	55	

J8	Vanderbilt	H	W	80	72	-/9
J13	Kentucky	A	L	65	95	
J15	Tennessee	A	L	56	75	
J20	Virginia Tech	H	W	92	75	
J22	LSU	H	W	73	70	
J24	Alabama	H	L	74	82	-/9
J27	Mississippi State	H	W	66	64	
J29	Mississippi	H	W	65	59	
F3	Georgia	A	L	78	81	
F5	Georgia Tech	A	W/OT	87	85	
F10	Auburn	A	W/OT	76	75	
F12	Vanderbilt	A	L	71	78	
F17	Kentucky	H	L	83	94	
F19	Tennessee	H	L	83	87	
F24	Mississippi State	A	L	75	81	
F26	Mississippi	A	L	80	97	
M3	Georgia	A	W	77	72	

1973-74 | 15-11 | SEC 9-9, 5th
Coach: John Lotz **Captains: Tim Fletcher, Mark Thompson, Steve Williams**

D1	South Florida	H	W	81	69	
D3	Sewanee	H	W	98	59	
D8	Houston	A	L	73	97	-/14
D17	Central Missouri St.	H	W	109	72	
D22	Virginia Tech	A	L	74	85	
Gator Bowl Tournament*						
D26	Jacksonville*	A	W	64	62	
D27	Duke*	N	W	77	60	
J2	Georgia Tech	A	W	70	68	
J5	Mississippi State	A	L	70	91	
J7	LSU	H	W	72	68	
J12	Georgia	H	L	71	75	
J14	Auburn	A	W	92	81	
J19	Tennessee	H	L	72	75	
J21	Mississippi	H	L	73	83	
J26	Kentucky	H	L	82	91	
J28	Alabama	A	L	79	98	-/8
F2	Vanderbilt	A	L	52	58	-/7
F4	Mississippi State	H	W	78	75	
F9	LSU	A	L	81	102	
F11	Georgia	A	W	87	74	
F16	Auburn	A	W	85	77	
F18	Tennessee	A	L	57	85	
F23	Mississippi	H	W	77	61	
F25	Kentucky	A	W	75	65	
M2	Alabama	H	W	64	61	-/7
M9	Vanderbilt	H	W	80	77	-/5

1974-75 | 12-16 | SEC 8-10, 6th
Coach: John Lotz **Captain: Chip Williams**

D2	Virginia Tech	H	L	85	86	
D7	UNC Charlotte	H	W	89	78	
D9	NW Missouri State	H	W	114	51	
D17	Furman	A	L	65	86	
D21	Texas Christian	A	W	73	61	
D23	Stanford	A	L	70	80	
Rainbow Classic*						
D27	Indiana*	N	L	84	98	-/2
D28	Pennsylvania*	N	L	88	100	-/9
D30	San Jose State*	N	L	80	83	
J2	Georgia Tech	H	W	90	69	
J4	Mississippi State	H	W	94	82	
J6	LSU	A	L	91	92	
J11	Georgia	A	W	83	69	
J13	Auburn	H	L	68	84	
J18	Tennessee	A	L	56	59	-/18
J20	Mississippi	H	W	85	80	
J25	Kentucky	A	L	65	87	-/11
J27	Alabama	H	L	67	73	-/9
F1	Vanderbilt	H	W/OT	101	90	
F3	Mississippi State	A	W/2OT	107	104	
F8	LSU	H	W	92	76	
F10	Georgia	H	W	66	65	
F15	Auburn	A	L	75	76	
F17	Tennessee	H	L	84	85	



ALL-TIME RESULTS

F22	Mississippi	A	L	92	101
F24	Kentucky	H	W	66	58 -/4
M1	Alabama	A	L	75	100 -/8
M8	Vanderbilt	A	L	83	102

1975-76 | 12-14 | SEC 7-11, 6th

Coach: John Lotz **Captains: Gene Shy, Mike Lederman**

N29	Furman	H	W	87	69
D2	East Tennessee	H	W	74	61
D6	UNC Charlotte	A	L	64	73
D13	Virginia Tech	A	L	60	90
D16	Missouri Western	H	W	99	70
Gator Bowl Tournament*					
D26	Jacksonville*	A	W	65	64
D27	Wake Forest*	N	L/OT	75	78
D30	Roosevelt	H	W	121	54
J3	Mississippi	A	W	70	58
J5	LSU	A	L	79	85
J10	Mississippi State	H	W	90	78
J12	Alabama	H	W	71	70 -/11
J17	Tennessee	A	L	84	93 -/9
J19	Georgia	A	L	79	87
J24	Kentucky	H	L	82	89
J26	Vanderbilt	H	L/OT	81	85
J31	Auburn	H	L	86	92
F7	Mississippi State	A	W/OT	78	71
F9	Alabama	A	L	73	79 -/11
F14	Tennessee	H	W	72	69 -/8
F16	Georgia	H	W	98	84
F21	Kentucky	A	L	89	96
F23	Vanderbilt	A	L	67	71
F28	Auburn	A	L	80	89
M6	Mississippi	H	L	83	94
M8	LSU	H	W	94	81

1976-77 | 17-9 | SEC 10-8, 4th

Coach: John Lotz **Captains: Bob Smyth, Len Sanders, Don Bostic**

N27	Mercer	H	W	105	63
D4	East Tennessee	A	W	62	59
D8	Marquette	H	L	61	64 -/2
Big Sun Tournament*					
D17	South Florida*	N	W	70	53
D18	Memphis State*	N	W	84	83
D20	Illinois Wesleyan	H	W	78	68
Gator Bowl Tournament#					
D29	Jacksonville#	A	W	99	87
D30	Holy Cross#	N	W	101	85
J3	Mississippi State	H	W	97	75
J5	Alabama	H	L	71	83 -/4
J8	Georgia	A	W	101	76
J10	Tennessee	A	L	82	92
J15	Vanderbilt	H	W	83	72
J17	Kentucky	H	L	71	73 -/6
J22	Auburn	A	W	77	73
J29	Mississippi	A	L	83	90
J31	LSU	A	W	83	68
F5	Georgia	A	W	84	71
F7	Tennessee	H	W	80	76 -/11
F12	Vanderbilt	A	L	72	85
F14	Kentucky	A	L	78	104 -/2
F19	Auburn	H	W	79	68
F26	Mississippi	H	W	84	78
F28	LSU	H	L	74	79
M5	Mississippi State	A	W	79	72
M7	Alabama	A	L	70	83 -/12

1977-78 | 15-12 | SEC 8-10, 6th

Coach: John Lotz **Captains: Richard Glasper, Al Bonner, Larry Brewer**

D2	Manhattan	N	W	93	81
D3	Brown	N	W	92	76
D7	Mercer	A	W	96	74
D10	Marquette	A	L	67	81 -/4
D13	Hofstra	H	W	97	95

Vermont Classic*					
D22	George Washington*	N	W	70	63
D23	Vermont*	A	W	93	67

Gator Bowl Tournament#					
D27	St. Bonaventure#	N	W	88	75
D28	Indiana#	N	L	60	73 -/15
J2	Tennessee	A	W	92	79
J4	Georgia	A	L	54	57
J7	Kentucky	H	L	67	86 -/1
J9	Vanderbilt	H	W	67	65
J14	Auburn	H	L	72	81
J21	LSU	A	W	74	70
J23	Mississippi	A	W	61	56
J28	Mississippi State	H	L	74	78
J30	Alabama	A	W	84	73
F4	Kentucky	A	L	61	88 -/1
F6	Vanderbilt	A	L/2OT	57	59
F11	Auburn	A	L	84	92
F18	LSU	H	W	73	72
F20	Mississippi	H	W	80	63
F25	Mississippi State	A	L	51	70
F27	Alabama	A	L	70	81
M4	Tennessee	H	L/3OT	90	91
M6	Georgia	H	W	86	68

1978-79 | 8-19 | SEC 3-15, 10th

Coach: John Lotz **Captains: Malcolm Cesare, Ric Clarson**

N30	Ohio	H	W	96	61
D2	UNC Wilmington	A	W	66	51
D9	Florida State	H	L	61	68
Industrial National Classic*					
D15	Fairfield*	N	W/3OT	109	99
D16	Providence*	A	W	79	61
D19	Hofstra	A	L	67	68

Gator Bowl Tournament#					
D26	Massachusetts#	N	W	89	65
D27	Jacksonville#	A	L	59	60
J3	Kentucky	H	W	76	65 -/9
J6	Auburn	A	L	86	91
J11	Tennessee	A	L	73	116
J13	LSU	A	L	72	80 -/5
J15	Mississippi	A	L	45	58
J20	Mississippi State	H	W	77	75
J22	Alabama	H	L	66	77 -/18
J24	Vanderbilt	H	L	56	57 -/19
J27	Kentucky	A	L	81	87
J29	Vanderbilt	A	W/OT	90	87 -/20
F3	Auburn	H	L/OT	92	93
F7	Georgia	A	L	64	76
F10	LSU	H	L	82	88 -/8
F12	Mississippi	H	L	65	67
F17	Mississippi State	A	L	64	80
F19	Alabama	A	L	76	90
F22	Tennessee	H	L	73	87
F24	Georgia	H	L/OT	62	63
SEC Tournament, Birmingham, Ala.*					
F28	Alabama*	N	L	64	81

1979-80 | 7-21 | SEC 2-16, 10th

Coaches: John Lotz, Ed Visscher **Captain: Game**

D1	LSU	A	L	81	112 -/7
D4	Biscayne	H	W	93	88
D8	Florida State	N	L	70	87
D15	Mississippi State	A	L	72	90
D18	Mercer	H	L	67	69
D20	Florida Southern	A	L	75	98
Gator Bowl Tournament*					
D26	Iowa State*	N	W	63	59
D27	Jacksonville*	A	L	55	61
D29	Illinois Wesleyan	H	W	93	74
J2	Georgia	H	W	57	52
J5	Auburn	A	L	62	82
J9	Tennessee	H	L	58	69
J12	Mississippi	A	L	65	85
J17	Kentucky	H	L	63	76 -/6

J19	Alabama	A	L	62	80
J21	Vanderbilt	A	L	85	105
J26	LSU	A	L	58	66 -/11
J30	Georgia	A	L	48	76
F2	Auburn	H	W	70	60
F6	Tennessee	A	L	76	100
F9	Mississippi	H	L	54	57
F13	Kentucky	A	L	70	95 -/5
F16	Alabama	H	L	73	84
F18	Jacksonville	H	W	60	55
F20	Vanderbilt	H	L	71	74
F23	Mississippi State	A	L	73	90
SEC Tournament, Birmingham, Ala.#					
F27	Vanderbilt#	N	W	72	71
F28	LSU#	N	L	82	95 -/5

1980-81 | 12-16 | SEC 5-13, 8th

Coach: Norm Sloan **Captains: Ken McCraney, Mark Giombetti**

N29	Biscayne	N	W	90	71
D6	Mississippi State	A	L	68	89
D13	Florida State	A	W/2OT	81	74
D18	Florida Southern	N	W	72	62
D20	Missouri Western	N	W	98	82
Gator Bowl Tournament*					
D26	Jacksonville*	A	W	65	59
D27	Purdue*	N	L	87	95
D30	East Tennessee	H	W	72	54
J3	LSU	H	L	66	92 -/10
J7	Georgia	A	L	74	90
J10	Auburn	H	W	63	59
J14	Tennessee	A	L	64	78 -/11
J17	Mississippi	H	W	74	71
J21	Kentucky	A	L	48	102 -/6
J24	Alabama	H	W	97	91
J26	Florida State	H	L	71	82
J28	Vanderbilt	H	L	70	72
J31	LSU	A	L	75	92
F4	Georgia	H	L	64	87
F7	Auburn	A	W	55	50
F11	Tennessee	H	L	52	53 -/9
F14	Mississippi	A	L	52	66
F18	Kentucky	H	L	56	69 -/10
F21	Alabama	A	L	44	57
F25	Vanderbilt	A	L	64	73
F28	Mississippi State	H	W	81	71
SEC Tournament, Birmingham, Ala.#					
M4	Auburn#	N	W	50	48
M5	LSU#	N	L	73	85 -/3

1981-82 | 5-22 | SEC 2-16, 10th

Coach: Norm Sloan **Captain: Game**

N28	Biscayne	H	W	91	80
N29	Mississippi State	H	W	70	62
Florida Four Tournament*					
D4	South Florida*	N	L	56	58
D5	Jacksonville*	N	W	84	73
D12	Florida State	N	W	81	65
D22	Ohio State	A	L	58	61
Cabrillo Classic#					
D29	Temple#	N	L	81	85
D30	Baylor#	N	L	71	72
J2	LSU	A	L	60	61
J6	Georgia	H	L	67	73
J9	Auburn	A	L	60	80
J11	Florida State	A	L	67	82
J13	Tennessee	H	L	66	69
J16	Mississippi	A	L	67	69
J20	Kentucky	H	L	76	91 -/9
J23	Alabama	A	L	71	82 -/16
J27	Vanderbilt	A	L	48	51
J30	LSU	H	L	59	61
F3	Georgia	A	L	73	87
F6	Auburn	H	W	69	66
F10	Tennessee	A	L	75	90
F13	Mississippi	H	L/OT	57	58



ALL-TIME RESULTS

F17	Kentucky	A	L	78	84	-/10
F20	Alabama	H	L	69	70	-/19
F24	Vanderbilt	H	L	67	81	
F27	Mississippi State	A	L	56	65	
	SEC Tournament, Lexington, Ky.**					
M3	Vanderbilt**	N	L/2OT	46	47	

1982-83 | 13-18 | SEC 5-13, 10th

Coach: Norm Sloan						
Captain: Game						
Great Alaska Shootout*						
N26	Louisville*	N	L	63	80	-/8
N27	Alaska Anchorage*	A	W	72	52	
N28	Illinois*	N	L	55	68	
D3	Ohio State	H	L	74	80	
Florida Four Tournament#						
D10	Jacksonville#	H	W	104	78	
D11	South Florida#	H	L	73	77	
D19	Florida State	A	W	84	63	
D21	Biscayne	H	W	92	72	
Gator Bowl Tournament**						
D28	Penn State**	N	W	82	60	
D29	Jacksonville**	A	W	56	47	
J3	Alabama	H	W	89	85	-/5
J5	Mississippi State	H	L	60	62	
J8	Auburn	H	W	92	75	
J11	South Florida	A	W/OT	92	79	
J15	Vanderbilt	A	L	58	69	
J17	Kentucky	A	L	63	70	-/11
J22	Tennessee	H	W	78	74	
J25	Georgia	H	L	79	83	
J29	Mississippi	A	L	61	67	
F1	LSU	A	L	69	78	
F5	Auburn	A	L	54	62	
F9	St. Leo	H	W	85	49	
F12	Vanderbilt	H	W	61	54	
F14	Kentucky	H	L	61	73	-/11
F19	Tennessee	A	L	53	78	
F21	Georgia	A	L	65	80	
F26	Mississippi	H	W	75	64	
F28	LSU	H	L/OT	87	91	
M3	Alabama	A	L/2OT	99	106	
M5	Mississippi State	A	L	62	73	
	SEC Tournament, Birmingham, Ala.^					
M10	Tennessee^	N	L	62	78	

1983-84 | 16-13 | SEC 11-7, 3rd

Coach: Norm Sloan						
Captain: Ronnie Williams, Vernon Delancy						
N26	Stetson	H	L	73	77	
N30	South Florida	H	W	79	77	
D2	Florida State	H	L	60	67	
D10	Jacksonville	A	W	52	51	
D20	Biscayne	H	W	74	51	
D23	Florida State	A	L	64	87	
Sugar Bowl Classic*						
D28	SW Louisiana*	N	L	65	74	
D29	Tulane*	N	W	65	53	
J2	Alabama	A	L	61	63	
J4	Mississippi State	A	W	56	55	
J7	Auburn	A	L	66	82	
J15	Vanderbilt	H	W	73	59	
J17	Kentucky	H	W	69	57	-/3
J21	Tennessee	A	L	65	70	
J24	Georgia	A	W	77	69	-/18
J29	Mississippi	H	W	78	48	
F1	LSU	H	W	78	60	-/14
F5	Auburn	H	L	65	67	-/19
F8	St. Leo	H	W	95	61	
F11	Vanderbilt	A	W	71	63	
F13	Kentucky	A	L	65	67	-/6
F18	Tennessee	H	L/2OT	74	75	
F20	Georgia	H	W	70	64	
F24	Mississippi	A	W	59	53	
F27	LSU	A	L	73	77	
M1	Alabama	H	W	81	62	
M3	Mississippi State	H	W	60	59	

SEC Tournament#						
M8	Tennessee#	N	L/OT	74	80	
NIT^						
M14	South Alabama^	N	L	87	88	

1984-85 | 18-12 | SEC 9-9, 5th

Coach: Norm Sloan						
Captain: Eugene McDowell						
N24	Central Florida	H	W	106	55	
N30	Florida State	A	W	68	65	
D4	South Florida	A	W	82	68	
D8	Jacksonville	H	W	83	70	
D20	St. Thomas	A	W	120	66	
D22	Stetson	A	W	70	54	
Hoosier Classic*						
D29	Arizona State*	N	W	87	73	
D30	Indiana*	N	L	63	80	-/15
J2	Tennessee	H	W	84	70	
J5	Auburn	A	L	74	80	
J10	Vanderbilt	A	W	68	64	
J12	Mississippi	H	W	82	64	
J16	Georgia	H	L	60	71	
J19	Kentucky	A	W	67	55	
J23	LSU	A	L	68	86	
J26	Alabama	H	W	86	77	
J30	Mississippi State	H	W	72	79	
F2	Tennessee	A	W	93	86	
F4	Florida State	H	W	86	79	
F6	Auburn	H	L/OT	78	81	
F9	Vanderbilt	H	W	78	66	
F13	Mississippi	A	L	54	56	
F16	Georgia	A	L	56	80	
F20	Kentucky	H	L	68	76	
F23	LSU	H	L	59	61	
F26	Alabama	A	L	66	81	
M2	Mississippi State	A	W	69	63	
SEC Tournament, Birmingham, Ala.#						
M7	Kentucky#	N	W	58	55	
M8	Auburn#	N	L	42	43	
NIT**						
M14	SW Louisiana**	A	L	64	65	

1985-86 | 19-14 | SEC 10-8, 4th

Coach: Norm Sloan						
Captains: Joe Lawrence, Andrew Moten						
N26	Central Florida	H	W	86	56	
N29	Florida State	H	W	85	66	
D3	Ohio State	A	L	73	80	
D7	South Florida	H	W	69	55	
D17	Miami	A	W	81	64	
Rebel Roundup*						
D20	Iona*	N	L	70	71	
D21	San Diego State*	N	L	62	63	
D30	Stetson	H	W	69	66	
J2	Tennessee	A	W/OT	77	75	
J4	Auburn	H	W	62	59	
J8	Vanderbilt	H	W	86	55	
J11	Mississippi	A	L	67	79	
J15	Georgia	A	L	69	89	
J18	Kentucky	H	L	55	72	-/11
J22	LSU	H	W	74	65	-/14
J25	Alabama	A	L	64	67	
J27	Miami	H	W	75	53	
J29	Mississippi State	A	W	73	64	
F1	Tennessee	H	W	69	61	
F6	Auburn	A	L	65	67	
F8	Vanderbilt	A	L	59	60	
F12	Mississippi	H	W	66	57	
F15	Georgia	H	W	71	70	
F19	Kentucky	A	L	69	80	-/8
F22	LSU	A	L	69	80	
F26	Alabama	H	W	77	65	
M1	Mississippi State	H	W	76	58	
SEC Tournament, Lexington, Ky.#						
M6	LSU#	N	L	66	72	
NIT**						
M13	Southern Miss**	H	W	81	71	

M17	Texas Christian**	H	W	77	75	
M20	SW Missouri State**	H	W	54	53	
	NIT, New York City^					
M24	Wyoming^	N	L	58	67	
M26	Louisiana Tech^	N	L	62	67	

1986-87 | 21-10* | SEC 12-6, 2nd

Coach: Norm Sloan						
Captains: Joe Lawrence, Andrew Moten						
N28	Florida State	A	L	76	80	
D1	Stetson	A	W	98	75	
D2	Western Carolina	H	W	116	68	
D4	Southern Methodist	N	W	110	70	
D10	Central Florida	H	W	89	54	
D13	South Florida	A	W	68	62	
D16	LSU	H	W	96	75	
Gator Bowl Tournament*						
D19	Virginia Tech*	N	W	82	60	
D20	Ohio State*	N	W	82	72	
Rainbow Classic#						
D27	California#	N	L	80	83	20/-
D29	Hawaii#	A	W	115	83	
D30	Ohio State#	N	L	84	88	
J3	Georgia	A	W	87	80	
J7	Mississippi State	H	W	100	56	
J10	Mississippi	A	W	80	72	
J14	Kentucky	A	L	62	67	
J17	Tennessee	H	W	97	90	
J21	LSU	A	W	75	51	
J24	Vanderbilt	H	W	85	81	
J28	Alabama	H	W/OT	90	80	19/9
J31	Auburn	A	L	68	81	19/18
F4	Georgia	H	W	66	52	
F7	Mississippi State	A	W	84	56	
F9	Auburn	H	L	70	84	19/-
F11	Mississippi	H	W	85	62	19/-
F14	Kentucky	H	W	74	56	19/-
F18	Tennessee	A	L	71	81	18/-
F21	Miami	H	W	99	60	18/-
F25	Vanderbilt	A	L	76	84	18/-
F28	Alabama	A	L/OT	85	86	18/10
SEC Tournament, Atlanta, Ga.**						
M6	LSU**	N	L	66	72	
NCAA First and Second Rounds, Syracuse, N.Y.^						
M13	SNC State^	N	W	82	70	
M15	SPurdue^	N	W	85	66	-/7
NCAA Regional, East Rutherford, N.J.@						
M19	SPurdue@	N	L	81	87	-/10
§Games vacated by National Collegiate Athletic Association (NCAA)						
*Two wins and one loss from NCAA Tournament vacated by NCAA						

1987-88 | 22-11* | SEC 11-7, t-2nd

Coach: Norm Sloan						
Captain: Vernon Maxwell						
Preseason Big Apple NIT*						
N21	Jacksonville*	H	W	82	52	14/-
N23	Georgia Tech*	H	W	80	69	14/18
N27	Iowa State*	N	W	96	89	14/-
N28	Seton Hall*	N	W	70	68	14/-
D3	Southern Methodist	A	L	76	82	7/-
D12	Florida State	H	W	71	48	12/-
D16	Ohio State	H	W	102	69	11/-
D21	South Florida	H	W	83	69	8/-
Fiesta Bowl Classic@						
D29	Duke@	N	L	70	93	8/9
D30	Michigan State@	N	W	83	59	8/-
J2	Pittsburgh	A	L	68	80	8/3
J4	Towson State	H	W	77	55	15/-
J6	Auburn	A	L	67	72	15/-
J9	Georgia	H	W	87	70	15/-
J13	Mississippi State	A	W	55	45	
J16	Mississippi	H	W	77	72	
J20	Kentucky	A	W	58	56	-/4
J23	Tennessee	A	W	76	56	
J27	LSU	H	W	61	50	14/-
J30	Vanderbilt	A	L	65	92	14/-
F3	Alabama	A	W	74	64	19/



ALL-TIME RESULTS

F6	Auburn	H	L	57	58	19/
F10	Georgia	A	L	65	71	
F13	Mississippi State	H	W	69	52	
F15	Miami	A	W	83	73	
F17	Mississippi	A	L	75	82	
F20	Kentucky	H	W	83	76	-/9
F24	Tennessee	H	L	63	65	
M2	Vanderbilt	H	W	81	65	-/19
M5	Alabama	H	W	52	45	
M6	LSU	A	L	69	86	
SEC Tournament, Baton Rouge, La.**						
M11	Tennessee**	N	W	67	60	
M12	Georgia**	N	L	70	72	
NCAA First and Second Rounds, Salt Lake City, Utah#						
M17	St. John's#	N	W	62	59	
M19	Michigan#	N	L	85	108	-/10
§Games vacated by National Collegiate Athletic Association (NCAA)						
*One win and one loss from NCAA Tournament vacated by the NCAA						

1988-89 | 21-13 | SEC 13-5, 1st

Coach: Norm Sloan **Captain: Clifford Lett**

SEC Champions						
Great Alaska Shootout*						
N25	Cal-Berkeley*	N	L	58	73	15/-
N26	Alaska-Anchorage*	N	W	83	72	15/-
N27	Utah*	N	W	77	68	15/-
N30	Siena	H	W	71	67	19/-
D3	Florida State	A	L	86	104	19/14
D6	Illinois	A	L	67	97	-/7
D10	LSU	H	L	101	111	
D19	Miami	H	W	101	81	
D22	Pittsburgh	H	L	87	90	
ECAC Holiday Festival@						
D27	Ohio State@	N	L	68	93	-/15
D29	Fordham@	N	W	59	52	
J5	Mississippi	A	L	71	80	
J7	Georgia	A	W	80	66	-/20
J9	South Florida	A	W	87	82	
J12	Kentucky	H	L	56	69	
J14	Auburn	A	W	79	75	
J18	Tennessee	A	L	76	83	-/18
J21	Mississippi State	H	W	81	57	
J25	Vanderbilt	A	W/OT	81	78	
F1	Alabama	H	W	85	76	
F4	Stanford	N	L	69	84	-/20
F5	Mississippi	H	W	78	67	
F8	Georgia	H	W	65	60	
F11	Kentucky	A	W	59	53	
F15	Auburn	H	W	90	79	
F18	Tennessee	H	W	99	81	
F22	Mississippi State	A	W	78	69	
F25	Vanderbilt	H	W/OT	83	80	
M1	LSU	A	W	104	95	
M4	Alabama	A	L	63	83	
SEC Tournament, Knoxville, Tenn.**						
M10	Georgia**	N	W	62	61	
M11	Tennessee**	N	W	76	71	
M12	Alabama**	N	L	60	72	
NCAA First Round, Dallas, Texas#						
M17	Colorado State#	N	L	46	68	

1989-90 | 7-21 | SEC 3-15, 10th

Coach: Don DeVoe **Captain: Renaldo Garcia**

D1	Florida State	H	W	82	69	24/-
D5	Illinois	H	L	69	74	25/7
D9	James Madison	N	W	85	77	25/-
D16	Texas	A	L	94	105	24/-
D23	South Florida	H	W	91	54	
Sugar Bowl Classic*						
D27	New Orleans*	N	W	69	64	
D28	LaSalle*	N	L	69	76	
J2	Mississippi	A	L	60	75	
J6	Georgia	H	W	97	69	
J10	Kentucky	A	L	81	89	
J13	Auburn	H	W	84	62	

J17	Tennessee	H	L	75	80	
J20	Mississippi State	A	L	73	98	
J24	Vanderbilt	H	L	64	71	
J27	LSU	A	L	52	70	-/16
J30	Alabama	A	L	44	57	
F3	Mississippi	H	L	63	83	
F6	Georgia	A	L	65	70	
F10	Georgetown	A	L	40	56	-/5
F12	Kentucky	H	L	74	78	
F14	Auburn	A	L	55	75	
F17	Tennessee	A	L	57	75	
F19	Miami	A	L	59	62	
F21	Mississippi State	H	L	54	79	
F24	Vanderbilt	A	L	54	67	
F27	LSU	H	W	76	63	-/15
M3	Alabama	H	L	54	63	
SEC Tournament, Orlando, Fla.**						
M8	Vanderbilt**	N	L	58	68	

1990-91 | 11-17 | SEC 7-11, 6th

Coach: Lon Kruger **Captains: Dwayne Davis, Renaldo Garcia**

N24	South Florida	A	L	61	70	
N27	Texas	H	L	74	76	-/22
N30	Florida State	A	W	85	68	
D5	James Madison	A	L	66	93	
Carrier Classic*						
D7	UNC Charlotte*	N	L	92	94	
D8	Alaska-Anchorage*	N	W	92	81	
D15	Augusta College	H	W	82	43	
D21	Stanford	A	L	74	86	
D30	Miami	H	W	62	60	
J2	Mississippi	H	W	65	49	
J5	Auburn	H	W	84	82	
J9	Alabama	A	L	64	72	
J12	Georgia	A	L	54	79	
J16	Tennessee	H	L	67	70	
J19	Mississippi State	H	W	85	82	
J23	Kentucky	A	L	65	81	-/8
J26	LSU	A	L	66	76	-/16
J30	Vanderbilt	H	L	57	60	
F2	Mississippi	A	W/OT	91	81	
F6	Auburn	A	W/OT	87	84	
F9	Alabama	H	L	80	88	
F12	Georgia	H	W	90	75	
F16	Tennessee	A	W	73	68	
F20	Mississippi State	A	L	67	81	-/21
F23	Kentucky	H	L	74	90	-/12
F27	LSU	H	L	66	79	-/18
M2	Vanderbilt	A	L	68	82	
SEC Tournament, Nashville, Tenn.**						
M8	Alabama**	N	L	65	71	-/24

1991-92 | 19-14 | SEC 9-7, 2nd East

Coach: Lon Kruger **Captains: Brian Hogan, Tim Turner**

N23	Florida A&M	H	W	76	66	
N26	Howard	H	W	74	60	
D2	Jacksonville	A	W	80	77	
D4	Charleston Southern	H	W	57	52	
D17	Wichita State	A	W	61	50	
D15	South Florida	H	L	71	73	
D21	Florida International	A	W	69	44	
Red Lobster Classic*						
D28	Virginia Tech*	N	L	57	79	
D30	Brigham Young*	N	L	73	79	
J2	Texas A&M	H	W	73	46	
J8	South Carolina	H	W	53	52	
J11	Kentucky	A	L	60	81	-/15
J15	Georgia	A	L	63	71	
J18	Tennessee	H	W	71	65	
J22	Arkansas	A	L	62	75	-/9
J25	Vanderbilt	H	W	75	55	
J27	Florida State	H	L	67	68	-/23
F1	Alabama	A	L	56	68	-/22
F5	LSU	H	L	50	70	-/22
F8	Mississippi State	H	W	87	66	

F12	Mississippi	A	W/OT	86	84	
F19	Auburn	H	W	92	81	
F22	South Carolina	A	W	50	48	
F26	Tennessee	A	W	72	68	
F29	Georgia	H	L	60	69	
M4	Kentucky	H	W	79	62	-/10
M7	Vanderbilt	A	L	76	82	
SEC Tournament, Birmingham, Ala.**						
M13	Alabama**	N	L	60	62	-/17
NIT#						
M19	Richmond#	H	W	66	52	
M23	Pittsburgh#	A	W	77	74	
M25	Purdue#	N	W	74	67	
M30	Virginia#	N	L	56	62	
A1	Utah#	N	L	78	81	

1992-93 | 16-12 | SEC 9-7, 3rd East

Coach: Lon Kruger **Captains: Stacey Poole, Hosie Grimsley, Scott Stewart**

D1	Stetson	H	W	70	52	
D4	South Florida	A	W	80	78	
D8	Jacksonville	H	W/OT	82	75	
The Milk Challenge*						
D19	Temple*	N	L	62	67	
D20	UNC Charlotte*	N	W	70	69	
D22	Texas A&M	A	L	54	57	
Sun Carnival Classic@						
D28	Purdue@	N	L	63	67	-/13
D29	Austin Peay@	N	W	86	62	
J2	Florida State	A	W	89	86	-/18
J6	Auburn	A	W	76	73	
J9	Vanderbilt	H	W	62	61	-/18
J13	Georgia	A	W/OT	81	77	
J16	LSU	A	L	81	85	
J20	South Carolina	H	L	76	81	
J24	Tennessee	A	W	80	68	
J26	Wichita State	H	W	83	58	
J30	Kentucky	A	L	48	71	-/4
F3	Alabama	H	W	69	59	
F6	Arkansas	H	L	66	74	-/17
F9	Georgia	H	W	82	79	
F17	Mississippi	H	W	94	47	
F20	Vanderbilt	A	L	64	82	-/11
F24	South Carolina	A	W	80	73	
F27	Tennessee	H	W	84	70	
M3	Mississippi State	A	L	71	78	
M7	Kentucky	H	L	77	85	-/5
SEC Tournament, Lexington, Ky.**						
M11	Mississippi**	N	L	62	67	
NIT#						
M17	Minnesota#	A	L	66	74	

1993-94 | 29-8 | SEC 12-4, t-1st East

Coach: Lon Kruger **Captains: Craig Brown, Andrew DeClercq**

NCAA Final Four, SEC East Co-Champions						
N26	Florida International	H	W	86	66	
D4	Texas	A	W	76	68	
D6	South Florida	H	W	66	55	
D8	Jacksonville	A	W	68	67	
D11	Stetson	H	W	90	44	
Orlando, Fla.#						
D18	Florida State#	N	L	59	69	
D20	Central Florida	H	W	83	69	
D22	Villanova	A	W	85	77	
Rainbow Classic, Honolulu, Hawaii*						
D28	Oklahoma State*	N	W	74	69	-/20
D29	Louisville*	N	L	68	83	-/11
D30	Evansville*	N	W	66	63	
J5	LSU	H	W	74	73	
J8	Tennessee	A	W	86	71	
St. Petersburg, Fla.+						
J11	South Florida+	A	W	69	64	
J15	South Carolina	A	W	77	75	
J18	Kentucky	H	W	59	57	-/7
J22	Alabama	A	L	61	69	



ALL-TIME RESULTS

J26	Georgia	A	W	100	78
J29	Vanderbilt	H	W	75	66
F2	Auburn	H	W	68	67 24/-
F5	Mississippi State	H	W	84	75 24/-
F9	Mississippi	A	W	74	55 20/-
F12	Arkansas	A	L	87	99 20/3
F16	Georgia	H	W	91	79 17/-
F19	South Carolina	H	W	88	64 17/-
F21	Florida State	H	W	72	61 16/-
F26	Vanderbilt	A	L	78	82 16/-
M2	Kentucky	A	L	77	80 19/7
M5	Tennessee	H	W	82	71 19/-
SEC Tournament, Memphis, Tenn.^\					
M11	South Carolina^	N	W	84	57 17/-
M12	Alabama^	N	W	68	52 17/-
M13	Kentucky^	N	L	60	73 17/10
NCAA First and Second Rounds, Long Island, N.Y.#					
M17	James Madison#	N	W	64	62 14/-
M19	Pennsylvania#	N	W	70	58 14/-
NCAA Regional, Miami, Fla.@					
M25	Connecticut@	N	W/OT	69	60 14/4
M27	Boston College@	N	W	74	66 14/-
NCAA Final Four, Charlotte, N.C.!					
A2	Duke!	N	L	65	70 14/6

1994-95 | 17-13 | SEC 8-8, 3rd East

Coach: Lon Kruger Captains: Dan Cross, Andrew Declercq

N25	Stetson	H	W	73	64 10/-
The Great Eight, Detroit, Mich.&					
N29	Boston College&	N	W	91	65 8/-
The Greensboro Challenge, Greensboro, N.C.@					
D3	Wake Forest@	A	W	81	70 8/21
D7	Kansas	A	L	63	69 6/4
D10	Texas	H	W	91	73 6/-
The Milk Challenge, Orlando, Fla.#					
D17	Florida State#	N	W/2OT	71	65 8/-
D21	Jacksonville	H	L	67	68 8/-
D30	St. Francis (Pa.)	H	W	87	72 13/-
J3	LSU	A	L	66	70 13/-
J7	Vanderbilt	H	W	72	62 13/-
J10	Kentucky	H	L	67	83 15/7
J14	Villanova	H	L	70	72 15/-
J18	South Carolina	A	W	71	59 24/-
J22	Tennessee	A	W	62	47 24/-
J25	Auburn	A	L	71	77 23/-
J28	Mississippi	H	W	72	57 23/-
F1	Mississippi State	A	L	70	47 25/-
F7	Georgia	A	W	82	66
F11	South Carolina	H	W	71	56
F15	Tennessee	H	W	70	48
F18	Kentucky	A	L	77	87 -/4
F20	Florida State	A	W	75	62
F22	Georgia	H	L	85	101
F25	Alabama	H	L	66	69 -/20
F28	Arkansas	H	L	85	94 -/7
M5	Vanderbilt	A	W	69	58
SEC Tournament, Atlanta, Ga.*					
M9	Mississippi*	N	W	63	59
M10	Mississippi State*	N	W	80	64 -/15
M11	Kentucky*	N	L	72	86 -/3
NCAA First Round, Tallahassee, Fla.!					
M17	Iowa State!	N	L	61	64 -/24

1995-96 | 12-16 | SEC 6-10, 5th East

Coach: Lon Kruger Captains: Dametri Hill, Brian Thompson

N24	Charleston Southern	H	W	83	65
N28	South Florida	A	L	58	73
Franklin Bank/Children's Classic#					
D2	George Washington#	N	W	75	66
D3	Massachusetts#	N	L	58	80 -/5
D9	Wake Forest	H	L	53	77 -/10
The Milk Challenge, Orlando, FL ‡					
D16	Florida State‡	N	L	52	74
D20	Stetson	H	W	78	46
All-College Tournament^\					

D29	Louisiana Tech^\	N	W	71	56
D30	Oklahoma^\	N	W	76	72
J3	Arkansas	A	L	60	75
J6	Mississippi State	H	L	66	69 -/17
J11	Kansas	H	L	54	69 -/3
J13	South Carolina	H	W	81	69
J17	Georgia	A	L	46	71 -/22
J20	Mississippi	A	W	59	55
J24	Vanderbilt	H	W	77	55
J27	LSU	H	W	73	70
J31	Alabama	A	L	65	68
F3	Kentucky	A	L	63	77 -/2
F7	Tennessee	H	W	63	51
F10	Auburn	H	L	70	73
F13	Vanderbilt	A	L	56	70
F21	South Carolina	A	L	75	80
F24	Kentucky	H	L	63	94 -/2
F28	Georgia	H	L	70	86
M2	Tennessee	A	W	73	71
SEC Tournament, New Orleans, La.*					
M7	Ole Miss*	N	W	75	62
M8	Kentucky*	N	L	76	100 -/1

1996-97 | 13-17 | SEC 5-11, 5th East

Coach: Billy Donovan Captains: None

N22	UCF	H	W	80	63
N25	Bethune Cookman	H	W	68	59
San Juan Shootout+					
N29	Creighton+	N	L	73	74
N30	Puerto Rico+	A	W	93	63
D1	Delaware+	N	L	78	88
D4	Texas	H	L	64	82 -/18
D7	Duquesne	A	W	95	85
D10	South Florida	H	W	85	53
D14	Stetson	H	W	57	47
D21	Florida State	N	L	65	79
Fiesta Bowl Classic&					
D28	Pennsylvania&	N	L	63	71
D30	Robert Morris&	N	W	106	69
J5	Arkansas	H	W	75	62 -/22
J8	LSU	A	L/OT	82	88
J11	Auburn	A	L	65	79
J15	South Carolina	H	L	79	80
J18	Alabama	H	W	85	66
J22	Georgia	A	L/OT	70	77
J25	Tennessee	A	W	56	50
J29	Kentucky	H	L	65	92 -/3
F1	Vanderbilt	H	L	63	74
F3	Jacksonville	H	W	102	82
F8	South Carolina	A	L	68	76 -/19
F12	Mississippi State	A	W	72	69
F15	Kentucky	A	L	56	85 -/4
F19	Tennessee	H	W	76	54
F23	Ole Miss	H	L	65	67
F26	Georgia	H	L	76	88
M3	Vanderbilt	A	L	72	79
SEC Tournament, Memphis, Tenn.*					
M6	Alabama*	N	L	66	80

1997-98 | 14-15 | SEC 6-10, 6th East

Coach: Billy Donovan Captains: None

N15	Nicholls State	H	W	66	63
N18	UCF	H	W	100	85
N21	Stetson	H	W	79	69
N29	Coastal Carolina	H	W	62	44
D9	Duquesne	H	W	99	66
D3	Texas	A	L	82	85
D14	Florida State	N	L	81	83 -/16
D22	McNeese State	H	W	95	53
D27	UAB	N	L	73	80
J3	Tennessee	H	W	83	69
J7	Ole Miss	A	L	79	90 -/14
J10	Georgia	H	W	82	77
J14	Arkansas	A	L	84	89 -/22
J17	LSU	H	L	63	66

J19	Jacksonville	A	W	75	69
J24	Vanderbilt	H	W	85	69
J28	South Carolina	A	L	72	74 -/13
F1	Kentucky	A	W	86	78 -/7
F4	Mississippi State	H	W/OT	82	78
F7	Georgia	A	L	77	87
F11	Auburn	H	W	81	64
F14	Alabama	A	L	66	80
F18	Kentucky	H	L	54	79 -/8
F21	South Carolina	H	L	74	79 -/13
F25	Tennessee	A	L	75	79
F28	Vanderbilt	A	L	56	73
SEC Tournament, Atlanta, Ga.*					
M5	Auburn*	N	W	68	64
M6	South Carolina*	N	L	60	71 -/15
NIT#					
M11	Georgetown#	H	L	69	71

1998-99 | 22-9 | SEC 10-6, 3rd East

Coach: Billy Donovan Captains: Eddie Shannon, Greg Stolt

N16	Georgia Southern	H	W	76	62
N20	Florida State	A	W	82	66
N23	Bethune-Cookman	H	W	91	61
N30	Coastal Carolina	H	W	110	68
D5	Charleston Southern	H	W	80	67
D9	Duke	A	L	86	116 -/3
D12	Jacksonville	H	W	79	72
D20	Long Island	H	W	119	61
D22	Morehead State	H	W	117	70
D27	Michigan	N	W	79	63
J2	Kentucky	A	L	58	93 -/7
J6	Vanderbilt	H	W	90	59
J10	Georgia	H	W	72	62
J13	South Carolina	A	W	68	51
J16	Auburn	A	L	69	88 -/8
J20	LSU	A	W	77	58
J23	Tennessee	H	W	93	72
J27	Alabama	H	W	72	68 25/-
J30	Mississippi State	A	L/OT	63	66 25/-
F4	Kentucky	H	W	75	68 -/5
F6	Ole Miss	H	L	68	79
F10	Tennessee	A	L	56	91 23/-
F13	Georgia	A	W	75	64 23/-
F16	Arkansas	H	W	74	61 23/-
F24	South Carolina	H	W	89	61 19/-
F27	Vanderbilt	A	L/OT	70	71 19/-
SEC Tournament, Atlanta, Ga.*					
M4	LSU*	N	W	97	75 21/-
M5	Arkansas*	N	L	74	75 21/22
NCAA First and Second Rounds, Seattle, Wash.#					
M11	Pennsylvania#	N	W	75	61 23/-
M13	Weber State#	N	W/OT	82	74 23/-
NCAA Regional, Phoenix, Ariz.\$					
M18	Gonzaga\$	N	L	72	73 23/-

1999-2000 | 29-8 | SEC 12-4, t-1st East

Coach: Billy Donovan Captains: Kenyan Weak, Brent Wright, Major Parker

NCAA Runner-Up, SEC Co-Champions					
N19	Florida State	H	W	96	61 7/-
N22	Utah State	N	W	60	58 6/-
N23	Purdue	N	L	68	79 6/22
N24	Georgetown	N	W	72	62 6/-
N29	New Hampshire	H	W	131	72 11/-
D4	Florida A&M	H	W	96	44 11/-
D11	Bethune-Cookman	H	W	93	77 9/-
D19	High Point	H	W	109	60 9/-
D22	Rutgers	N	W	85	65 8/-
D23	UNC Wilmington	H	W	80	53 8/-
D28	Virginia Military	H	W	113	68 6/-
D30	South Alabama	H	W	82	61 6/-
J5	Vanderbilt	A	L	77	87 6/-
J8	Ole Miss	A	W	75	71 6/-
J12	LSU	H	W	82	57 10/24
J18	Tennessee	H	L/2OT	79	81 9/16



ALL-TIME RESULTS

J22	Alabama	A	W	77	73	9/-
J26	DePaul	N	L	69	71	10/-
J29	Vanderbilt	H	W	89	63	10/20
F2	South Carolina	A	W	86	82	12/-
F5	Georgia	H	W	85	66	12/-
F8	Kentucky	H	W	90	73	12/11
F12	Tennessee	A	L/OT	73	76	12/8
F15	Arkansas	A	W	80	71	11/-
F19	Mississippi State	H	W	88	58	11/-
F23	Georgia	A	W	90	68	9/-
F27	Auburn	H	W	88	59	9/11
M1	South Carolina	H	W	87	67	8/-
M4	Kentucky	A	L	70	85	8/22
SEC Tournament, Atlanta, Ga.*						
M9	Ole Miss*	N	W	89	67	11/-
M10	Auburn*	N	L	70	78	11/-
NCAA First and Second Rounds, Winston-Salem, N.C.#						
M17	Butler#	N	W/OT	69	68	13/-
M19	Illinois#	N	W	93	76	13/21
NCAA Regional, Syracuse, N.Y.!						
M24	Duke University!	N	W	87	78	13/1
M26	Oklahoma State!	N	W	77	65	13/14
NCAA Final Four, Indianapolis, Ind.\$						
A1	North Carolina\$	N	W	71	59	13/-
A3	Michigan State\$	N	L	76	89	13/2

2000-01 | 24-7 | SEC 12-4, t-1st East
 Coach: Billy Donovan Captains: Brent Wright, Major Parker
 SEC Co-Champions

N17	Florida State	A	W	85	70	11/-
N27	Florida Atlantic	H	W	100	42	10/-
D2	DePaul	H	W	83	76	10/-
D6	Michigan State	A	L	83	99	8/2
D9	Rutgers	H	W	79	65	8/-
D10	FAMU	H	W	125	50	8/-
D16	Gonzaga	N	W	85	71	8/-
D19	Bethune-Cookman	H	W	106	64	7/-
D23	American University	H	W	76	33	7/-
D28	Tulane	N	W	103	85	5/-
D30	New Hampshire	H	W	102	54	5/-
J7	South Carolina	A	L	68	69	5/-
J10	Mississippi State	A	W	81	80	8/-
J17	Georgia	H	L	72	75	7/-
J20	Vanderbilt	H	L	61	63	7/-
J24	Auburn	A	W	65	63	14/-
J27	South Carolina	H	W	69	57	14/-
J30	Tennessee	H	W	81	67	13/8
F3	Georgia	A	W	82	71	13/25
F6	Kentucky	A	L	70	71	8/-
F10	Arkansas	H	W	73	63	8/-
F13	LSU	A	W/OT	81	74	11/-
F18	Tennessee	A	W	88	82	11/15
F21	Ole Miss	H	W	75	55	7/12
F24	Alabama	H	W	89	68	7/14
F28	Vanderbilt	A	W	72	62	6/-
M4	Kentucky	H	W	94	86	6/15
SEC Tournament, Nashville, Tenn.*						
M9	Alabama*	N	W	69	61	5/-
M10	Ole Miss*	N	L	69	74	5/14
NCAA First and Second Rounds, New Orleans, La.#						
M16	Western Kentucky#	N	W	69	56	8/-
M18	Temple#	N	L	54	75	8/-

2001-02 | 22-9 | SEC 10-6, t-1st East
 Coach: Billy Donovan Captains: Udonis Haslem, Matt Bonner, Brett Nelson

SEC East Co-Champions
 IKON Coaches vs. Cancer Classic>

N8	Temple>	N	W	72	64	6/16
N9	Arizona>	N	L	71	75	6/-
N16	Florida State	H	W	68	47	6/-
N28	New Hampshire	A	W	108	56	6/-
D2	Tulane	H	W	81	65	6/-
D5	Michigan State	H	W	74	70	6/24
D8	South Florida	A	W	92	73	6/-

D15	UNC-Charlotte	N	W	73	52	5/-
D18	High Point	H	W	103	49	4/-
D22	New Orleans	H	W	76	60	4/-
D28	Stetson	H	W	94	66	3/-
D30	Belmont	H	W	107	55	3/-
J5	South Carolina	H	W	69	60	3/-
J9	Tennessee	A	W/OT	104	100	3/-
J12	Vanderbilt	A	W	95	85	3/-
J16	LSU	H	W	102	70	2/-
J19	Georgia	H	L	79	84	2/20
J26	Arkansas	A	L/OT	92	94	5/-
J29	Kentucky	H	L	68	70	5/10
F2	Mississippi State	H	W	76	48	5/-
F5	South Carolina	A	W	72	63	8/-
F9	Vanderbilt	H	W	80	54	8/-
F12	Georgia	A	W	85	70	6/21
F16	Ole Miss	A	L	51	68	6/-
F20	Auburn	H	W	89	61	8/-
F23	Alabama	A	L	64	65	8/5
F26	Tennessee	H	W	68	62	8/-
M2	Kentucky	A	L	67	70	8/11
SEC Tournament, Atlanta, Ga.*						
M7	Auburn*	N	W	81	63	11/-
M8	Mississippi State*	N	L	52	62	11/-
NCAA First Round, Chicago, Ill.#						
M15	Creighton#	N	L/2OT	82	83	15/-

2002-03 | 25-8 | SEC 12-4, 2nd East
 Coach: Billy Donovan Captains: Matt Bonner, Justin Hamilton, Brett Nelson

Preseason NIT >

N19	Louisiana Tech>	H	W	76	55	8/-
N21	Eastern Illinois>	H	W	99	65	8/-
N24	Coastal Carolina	H	W	88	45	8/-
N27	Stanford>	N	L	65	69	7/-
N29	Kansas>	N	W	83	73	7/2
D3	West Virginia	N	L	66	68	8/-
D6	Florida State	A	W	58	57	8/-
D8	South Florida	H	W	68	52	8/-
D14	Maryland	A	W	69	64	14/18
D21	Miami	N	W/2OT	94	93	13/-
D23	Charleston Southern	H	W	74	62	12/-
D28	Bethune Cookman	H	W	99	64	12/-
D30	Florida A&M	H	W	91	58	12/-
J7	Mississippi State	A	W	74	66	11/7
J11	Georgia	H	W	66	63	11/20
J15	Tennessee	H	W	77	64	6/-
J18	South Carolina	A	W	77	75	6/-
J22	Vanderbilt	H	W	87	75	5/-
J28	LSU	A	W	70	53	4/-
F1	Arkansas	H	W	77	66	4/-
F4	Kentucky	A	L	55	70	1/6
F8	Alabama	H	W	75	56	1/22
F12	Ole Miss	H	W	74	55	4/-
F15	Tennessee	A	L	59	66	4/-
F17	New Orleans	H	W	77	48	7/-
F22	Vanderbilt	A	W/OT	77	74	7/-
F25	South Carolina	H	W	96	63	4/-
M1	Auburn	A	W	73	70	4/-
M4	Georgia	A	L	81	82	3/25
M8	Kentucky	H	L	67	69	3/2
SEC Tournament, New Orleans, La.*						
M14	LSU*	N	L	61	65	7/-
NCAA First and Second Rounds, Tampa, Fla.#						
M21	Sam Houston State#	N	W	85	55	10/-
M23	Michigan State#	N	L	46	68	10/-

2003-04 | 20-11 | SEC 9-7, 2nd East
 Coach: Billy Donovan

MassMutual Tip-Off Classic, Springfield, Mass.*

N25	Montana State	H	W	112	73	8/-
N28	Arizona*	N	W	78	77	8/4
D2	Florida A&M	H	W	102	78	2/-
D4	UCF	N	W	59	39	2/-
D6	Stetson	H	W	74	61	2/-

D10	Maryland	H	L/OT	68	69	1/-
D13	Louisville	A	L	65	73	1/-
D20	West Virginia	N	W	70	57	15/-
D22	Northeastern	H	W	101	84	13/-
D27	Eastern Kentucky	H	W	109	63	13/-
J3	Florida State	H	W	87	73	14/-
J7	South Carolina	A	W	65	62	14/-
J10	Tennessee	H	W	95	57	14/-
J17	Vanderbilt	A	L	72	86	14/23
J21	Mississippi State	H	L	68	79	17/19
J24	Auburn	H	W	68	52	17/-
J27	Alabama	A	W	88	78	22/-
J31	Tennessee	A	L	63	65	22/-
F3	Kentucky	H	L	65	68	21/9
F7	Vanderbilt	H	W	81	71	21/-
F14	LSU	H	L	70	73	22/-
F17	Georgia	A	L	62	76	
F21	Ole Miss	A	W	81	66	
F25	South Carolina	H	W	69	58	
F28	Arkansas	A	W	73	68	
M3	Georgia	H	W	63	55	
M7	Kentucky	A	L	62	82	-/9
SEC Tournament, Atlanta, Ga.<						
M12	Alabama<	N	W/OT	75	73	
M13	Vanderbilt<	N	W	91	69	
M14	Kentucky<	N	L	73	89	-/8
NCAA First Round, Raleigh, N.C.+						
M18	Manhattan+	N	L	60	75	

2004-05 | 24-8 | SEC 12-4, 2nd East
 Coach: Billy Donovan SEC Tournament Champions

N19	Jacksonville	N	W	81	59	23/-
N23	Florida Atlantic	H	W	90	45	23/-
N27	Providence College	N	W	84	66	23/-
N30	Florida A&M	H	W	88	51	19/-
D4	Miami	H	L	65	72	19/-
D8	Stetson	H	W	93	54	
D11	Louisville	H	L	70	74	-/13
D19	Georgia Southern	H	W	100	68	
D22	Eastern Kentucky	H	W	98	49	
D29	Sam Houston State	H	W	83	51	
J2	Florida State	A	L	69	82	
J8	Arkansas	H	W	82	74	
J12	Auburn	A	W/OT	84	78	
J15	Vanderbilt	A	W	82	65	
J19	Tennessee	H	L/OT	76	83	
J25	Georgia	H	W	70	47	
J29	South Carolina	H	W	80	72	
F1	Mississippi State	A	L	57	71	
F5	Alabama	H	W	85	54	-/11
F8	Kentucky	A	L	66	69	-/5
F12	Tennessee	A	W	84	73	
F16	Ole Miss	H	W	90	53	
F19	LSU	A	L	73	77	
F23	Vanderbilt	H	W	69	61	
F27	South Carolina	A	W	66	65	
M2	Georgia	A	W	50	38	
M6	Kentucky	H	W	53	52	-/3
SEC Tournament, Atlanta, Ga.*						
M11	Mississippi State*	N	W	80	64	
M12	Alabama*	N	W	68	62	-/20
M13	Kentucky*	N	W	70	53	-/4
NCAA First and Second Rounds, Nashville, Tenn.>						
M18	Ohio>	N	W	67	62	16/-
M20	Villanova>	N	L	65	76	16/19

2005-06 | 33-6 | SEC 10-6, 2nd East
 Coach: Billy Donovan National Champions, SEC Tournament Champions

Coaches vs. Cancer Classic>

N9	St. Peter's College>	H	W	80	51	
N10	Albany>	H	W	83	64	
N17	Wake Forest>	N	W	77	72	-/19
N18	Syracuse>	N	W	75	70	-/16
N25	Florida State	H	W	74	66	14/-



ALL-TIME RESULTS

N28	Alabama State	H	W	87	60	11/-
D3	UCF	H	W	80	47	11/-
D6	Providence	A	W	87	77	10/-
D9	Bethune-Cookman	H	W	88	58	10/-
D18	Jacksonville	H	W	101	58	7/-
D22	Miami	A	W	77	67	5/-
D30	Florida A&M	H	W	84	47	5/-
J3	Morgan State	H	W	92	49	5/-
J7	Georgia	A	W	90	72	5/-
J11	Mississippi State	H	W	75	60	2/-
J14	Auburn	H	W	69	57	2/-
J18	Savannah State	H	W	113	62	2/-
J21	Tennessee	A	L	76	80	2/-
J25	South Carolina	A	L	62	68	5/-
J28	Vanderbilt	H	W	81	58	5/-
J31	Ole Miss	A	W	69	58	8/-
F4	Kentucky	H	W	95	80	8/-
F8	South Carolina	H	L	67	71	7/-
F11	LSU	H	W	71	62	7/-
F15	Vanderbilt	A	W	73	68	10/-
F18	Arkansas	A	L	81	85	10/-
F22	Tennessee	H	L	72	76	12/10
F26	Alabama	A	L	77	82	12/-
M1	Georgia	H	W	77	66	17/-
M5	Kentucky	A	W	79	64	17/-
SEC Tournament, Nashville, Tenn.*						
M10	Arkansas*	N	W	74	71	16/-
M11	LSU*	N	W	81	65	16/18
M12	South Carolina*	N	W	49	47	16/-
NCAA First and Second Rounds, Jacksonville, Fla.#						
M16	South Alabama#	N	W	76	50	11/-
M18	UW-Milwaukee#	N	W	82	60	11/-
NCAA Regional, Minneapolis, Minn.\$						
M24	Georgetown\$	N	W	57	53	11/23
M26	Villanova\$	N	W	75	62	11/3
NCAA Final Four, Indianapolis, Ind.!						
A1	George Mason!	N	W	73	58	11/-
A3	UCLA!	N	W	73	57	11/7

2006-07 | 35-5 | SEC 13-3, 1st East

Coach: Billy Donovan

National Champions, SEC Champions, SEC Tournament Champions

N10	Samford	H	W	79	54	1/-
N14	North Florida	H	W	86	40	1/-
N16	Jacksonville	H	W	90	61	1/-
N18	Tennessee-Chattanooga	H	W	93	44	1/-
N21	Prairie View	H	W	94	33	1/-
N24	Western Kentucky	N	W	101	68	1/-
N25	Kansas	N	L	80	82	1/10
N28	Southern	H	W	83	27	4/-
D3	Florida State	A	L	66	70	4/-
D6	Providence	H	W	85	67	7/-
D17	Florida A&M	N	W	72	57	5/-
D20	Stetson	H	W	88	67	5/-
D23	Ohio State	H	W	86	60	5/3-
D30	UAB	N	W	75	70	3/-
J2	Liberty	H	W	89	58	3/-
J6	Georgia	H	W	67	51	3/-
J9	Arkansas	H	W	79	72	2/-
J13	South Carolina	A	W	84	50	2/-
J20	Ole Miss	H	W	79	70	1/-
J24	Mississippi State	A	W	70	67	1/-
J27	Auburn	A	W	91	66	1/-
J31	Vanderbilt	H	W	74	64	1/24
F3	Tennessee	H	W	94	78	1/-
F7	Georgia	A	W	71	61	1/-
F10	Kentucky	A	W	64	61	1/20
F14	Alabama	H	W	76	67	1/25
F17	Vanderbilt	A	L	70	83	1/-
F21	South Carolina	H	W	63	49	3/-
F24	LSU	A	L	56	66	3/-
F27	Tennessee	A	L	76	86	5/-
M4	Kentucky	H	W	85	72	5/-
SEC Tournament, Atlanta, Ga.*						
M9	Georgia*	N	W	74	57	6/-
M10	Ole Miss*	N	W	80	59	6/-

M11	Arkansas*	N	W	77	56	6/-
NCAA First and Second Rounds, New Orleans, La.#						
M16	Jackson State#	N	W	112	69	3/-
M18	Purdue#	N	W	74	67	3/-
NCAA Regional, St. Louis, Mo.\$						
M23	Butler\$	N	W	65	57	3/21
M25	Oregon\$	N	W	85	77	3/10
NCAA Final Four, Atlanta, Ga.!						
M31	UCLA!	N	W	76	66	3/7
A2	Ohio State!	N	W	84	75	3/1

2007-08 | 24-12 | SEC 8-8, 4th East

Coach: Billy Donovan

N9	North Dakota State	H	W	75	65	
N11	Tennessee Tech	H	W	93	65	
N14	N.C. Central	H	W	105	51	
N17	Rutgers	H	W	88	63	
N20	North Florida	H	W	102	51	25/-
N23	Florida State	H	L	51	65	25/-
N27	Stetson	H	W	71	48	
N30	Vermont	N	W	86	61	
D3	Jacksonville	H	W	88	72	
D5	Florida A&M	H	W	91	52	
D15	Georgia Southern	N	W	52	49	
D19	Charleston Southern	H	W	89	64	
D22	Ohio State	A	L	49	62	
D30	Temple	N	W	86	69	
J2	High Point	H	W	88	70	
J8	Alabama	A	W	90	83	
J12	Auburn	H	W	72	56	
J16	Ole Miss	A	L	87	89	-1/8
J19	Kentucky	H	W/OT	81	70	
J23	South Carolina	A	W	73	71	
J27	Vanderbilt	H	W	86	64	-1/4
F2	Arkansas	A	L	61	80	20/-
F5	Tennessee	A	L	82	104	-7
F9	Georgia	H	W	77	67	
F13	LSU	H	L	73	85	
F16	Vanderbilt	A	L	58	61	-2/4
F20	South Carolina	H	W	85	82	
F27	Georgia	A	W	77	64	
M1	Mississippi State	H	L	59	68	
M5	Tennessee	H	L	86	89	-4
M9	Kentucky	A	L	70	75	
SEC Tournament, Atlanta, Ga.*						
M13	Alabama*	N	L	69	80	
NIT#						
M19	San Diego State#	H	W	73	49	
M21	Creighton#	H	W	82	54	
NIT Quarterfinals\$						
M25	Arizona State\$	A	W	70	57	
NIT Semifinals, New York City%						
A1	UMass%	N	L	66	78	

2008-09 | 25-11 | SEC 9-7, 3rd East

Coach: Billy Donovan

N14	Toledo	H	W	80	58	19/-
N16	Bradley	H	W	81	58	19/-
N20	Southern Utah	H	W	64	50	18/-
N24	Syracuse	N	L	83	89	17/-
N25	Washington	N	W	86	84	17/-
N30	Missouri-Kansas City	N	W	86	65	17/-
D2	Florida A&M	H	W	73	58	23/-
D7	Florida State	A	L	55	57	23/-
D10	Florida Gulf Coast	H	W	94	60	
D20	UCF	N	W	89	61	
D22	Georgia Southern	H	W	88	81	
D28	Winthrop	N	W	74	45	
D30	Stetson	H	W	78	57	
J3	North Carolina State	H	W	68	66	
J6	Longwood	H	W	95	69	
J10	Ole Miss	H	W	78	68	
J14	Auburn	A	W	68	65	
J17	Arkansas	H	W	80	65	
J21	South Carolina	A	L	69	70	24/-

J25	Vanderbilt	A	W	94	69	24/-
J28	Georgia	H	W	83	57	
J31	Tennessee	A	L	63	79	
F3	South Carolina	H	W	97	93	
F10	Kentucky	A	L	65	68	
F14	Georgia	A	L	86	88	
F18	Alabama	H	W	83	74	
F21	Vanderbilt	H	W	82	68	
F24	LSU	A	L	75	81	-1/8
M1	Tennessee	H	L	75	79	
M4	Mississippi State	A	L	71	80	
M7	Kentucky	H	W	60	53	
SEC Tournament, Tampa, Fla.*						
M12	Arkansas*	N	W	73	58	
M13	Auburn*	N	L	58	61	
NIT#						
M18	Jacksonville#	H	W	84	62	
M20	Miami#	H	W	74	60	
NIT Quarterfinals\$						
M24	Penn State\$	H	L	62	71	

2009-10 | 21-13 | SEC 9-7, 4th East

Coach: Billy Donovan

N15	Stetson	H	W	74	46	
N18	Georgia Southern	H	W	69	49	
N20	Troy	H	W	80	58	
N24	Florida State	H	W	68	52	
N27	Michigan State	N	W	77	74	-2
N28	Rutgers	N	W	73	58	
D1	Florida A&M	H	W	80	59	13/-
D4	Jacksonville	A	W	85	67	13/-
D10	Syracuse	N	L	73	85	10/7
D19	Richmond	N	L	53	56	13/-
D22	South Alabama	H	L	66	67	18/-
D28	American	H	W	76	60	
D30	Presbyterian	H	W	79	38	
J3	North Carolina State	A	W/OT	62	61	
J9	Vanderbilt	A	L	87	95	
J12	Kentucky	H	L	77	89	-2
J16	LSU	H	W	72	58	
J21	Arkansas	A	W	71	66	
J23	South Carolina	H	W	58	56	
J27	Georgia	H	W	87	71	
J31	Tennessee	A	L	60	61	-1/4
F4	Alabama	A	W	66	65	
F6	Mississippi State	H	W	69	62	
F10	South Carolina	A	L	71	77	
F13	Xavier	H	L	64	76	
F18	Auburn	H	W	78	70	
F20	Ole Miss	A	W	64	61	
F23	Tennessee	H	W	75	62	-1/9
F27	Georgia	A	L	76	78	
M2	Vanderbilt	H	L	60	64	-1/3
M7	Kentucky	A	L	66	74	-3
SEC Tournament, Nashville, Tenn.*						
M11	Auburn*	N	W	78	69	
M12	Mississippi State*	N	L	69	75	
NCAA Tournament First Round, Oklahoma City, Okla.&						
M18	BYU&	N	L/2OT	92	99	-1/7

2010-11 | 29-8 | SEC 13-3, 1st East

Coach: Billy Donovan

SEC Champions

N12	UNC Wilmington	H	W	77	60	9/-
N16	Ohio State	H	L	75	93	9/4
N18	North Carolina A&T	H	W	105	55	9/-
N21	Morehead State	H	W	61	55	9/-
N23	Florida Atlantic	H	W	79	66	16/-
N28	Florida State	A	W	55	51	16/-
D1	UCF	N	L	54	57	18/-
D5	American	N	W	67	48	18/-
D9	Kent State	H	W	65	52	
D18	Kansas State	N	W	57	44	-6
D20	Jacksonville	H	L/OT	68	71	20/-
D22	Radford	H	W	66	55	20/-
D31	Xavier	A	W	71	67	



ALL-TIME RESULTS

J3	Rhode Island	H	W	84	59
J8	Ole Miss	H	W	77	71
J11	Tennessee	A	W/OT	81	75
J15	South Carolina	H	L	69	72
J20	Auburn	A	W	45	40
J22	Arkansas	H	W	75	43
J25	Georgia	A	W/2OT	104	91 24/-
J29	Mississippi State	A	L	64	71 24/-
F1	Vanderbilt	H	W/OT	65	61 -/23
F5	Kentucky	H	W	70	68 -/10
F9	South Carolina	A	W	79	60 17/-
F12	Tennessee	H	W	61	60 17/-
F20	LSU	A	W	68	61 14/-
F24	Georgia	H	W	71	62 13/-
F26	Kentucky	A	L	68	76 13/22
M1	Alabama	H	W	78	51 14/-
M5	Vanderbilt	A	W	86	76 14/21
SEC Tournament, Atlanta, Ga.*					
M11	Tennessee*	N	W	85	74 12/-
M12	Vanderbilt*	N	W	77	66 12/-
M13	Kentucky*	N	L	54	70 12/15
NCAA Second and Third Rounds, Tampa, Fla.^\					
M17	UC Santa Barbara^\	N	W	79	51 15/-
M19	UCLA^\	N	W	73	65 15/-
NCAA Regional, New Orleans, La.#					
M24	BYU#	N	W	83	74 15/10
M26	Butler#	N	L/OT	71	74 15/-

2011-12 | 26-11 | SEC 10-6, t-2nd

Coach: Billy Donovan

N11	Jackson State	H	W	99	59 8/-
N15	Ohio State	A	L	74	81 7/3
N17	North Florida	H	W	91	55 7/-
N21	Wright State	N	W	78	65 10/-
N25	Jacksonville	H	W	107	62 10/-
N28	Stetson	N	W	96	70 10/-
D2	Syracuse	A	L	68	72 10/4
D7	Arizona	H	W/OT	78	72 12/-
D9	Rider	N	W	90	69 12/-
D17	Texas A&M	N	W	84	64 13/22
D19	Mississippi Valley State	H	W	82	54 11/-
D22	Florida State	H	W	82	64 11/-
D29	Rutgers	A	L/2OT	83	85 10/-
D31	Yale	H	W	90	70 10/-
J3	UAB	H	W	79	61 13/-
J7	Tennessee	A	L	56	67 13/-
J10	Georgia	H	W	70	48 19/-
J14	South Carolina	A	W	79	65 19/-
J21	LSU	H	W	76	64 17/-
J26	Ole Miss	A	W	64	60 14/-
J28	Mississippi State	H	W	69	57 14/18
F2	South Carolina	H	W	74	66 12/-
F4	Vanderbilt	H	W	73	65 12/25
F7	Kentucky	A	L	58	78 8/1
F11	Tennessee	H	L	70	75 8/-
F14	Alabama	A	W	61	52 14/-
F18	Arkansas	A	W	98	68 14/-
F21	Auburn	H	W	63	47 12/-
F25	Georgia	A	L	62	76 12/-
F28	Vanderbilt	A	L	67	77 16/-
M4	Kentucky	H	L	59	74 16/1
SEC Tournament, New Orleans, La.*					
M9	Alabama*	N	W	66	63 22/-
M10	Kentucky*	N	L	71	74 22/1
NCAA Second and Third Rounds, Omaha, Neb.^\					
M16	Virginia^\	N	W	71	45 25/-
M18	Norfolk State^\	N	W	84	50 25/-
NCAA West Regional, Phoenix, Ariz.#					
M22	Marquette#	N	W	68	58 25/11
M24	Louisville#	N	L	68	72 25/17

2012-13 | 29-8 | SEC 14-4, 1st

Coach: Billy Donovan**SEC Champions**

N11	Alabama State	H	W	84	35 10/-
N14	Wisconsin	H	W	74	56 10/22

N18	Middle Tennessee	N	W	66	45 10/-
N20	Savannah State	H	W	58	40 7/-
N23	UCF	H	W	79	66 7/-
N29	Marquette	H	W	82	49 7/-
D5	Florida State	A	W	72	47 6/-
D15	Arizona	A	L	64	65 5/8
D19	Southwestern Louisiana	H	W	82	43 8/-
D22	Kansas State	A	L	61	67 8/-
D29	Air Force	N	W	78	61 14/-
J6	Yale	A	W	79	58 13/-
F9	Georgia	H	W	77	44 11/-
J12	LSU	A	W	74	52 11/-
J17	Texas A&M	A	W	68	47 10/-
J19	Missouri	H	W	83	52 10/17
J23	Georgia	A	W	64	47 8/-
J26	Mississippi State	A	W	82	47 8/-
J30	South Carolina	H	W	75	36 4/-
F2	Ole Miss	H	W	78	64 4/16
F5	Arkansas	A	L	69	80 2/-
F9	Mississippi State	H	W	83	58 2/-
F12	Kentucky	H	W	69	52 7/25
F16	Auburn	A	W	83	52 7/-
F19	Missouri	A	L	60	63 5/-
F23	Arkansas	H	W	71	54 5/-
F26	Tennessee	A	L	58	64 8/-
M2	Alabama	H	W	64	52 8/-
M6	Vanderbilt	H	W	66	40 11/-
M9	Kentucky	A	L	57	61 11/-
SEC Tournament, Nashville, Tenn.*					
M15	LSU*	N	W	80	58 13/-
M16	Alabama*	N	W	61	51 13/-
M17	Ole Miss*	N	L	63	66 13/-
NCAA Second and Third Rounds, Austin, Texas^\					
M22	Northwestern State^\	N	W	79	47 14/-
M24	Minnesota^\	N	W	78	64 14/-
NCAA South Regional, Arlington, Texas#					
M29	Florida Gulf Coast#	N	W	62	50 14/-
M31	Michigan#	N	L	59	79 14/10

2013-14 | 36-3 | SEC 18-0, 1st

Coach: Billy Donovan**NCAA Final Four, SEC Champions, SEC Tournament Champions**

N8	North Florida	H	W	77	69 10/-
N12	Wisconsin	A	L	53	59 11/20
N16	Arkansas Little-Rock	H	W	86	56 11/-
N18	Southern	H	W	67	53 16/-
N21	Middle Tennessee	H	W	79	59 16/-
N25	Jacksonville	A	W	86	60 15/-
N29	Florida State	H	W	67	66 15/-
D2	Connecticut	A	L	64	65 15/12
D10	Kansas	H	W	67	61 19/13
D17	Memphis	N	W	77	75 16/15
D21	Fresno State	N	W	66	49 16/-
D29	Savannah State	H	W	76	34 13/-
J4	Richmond	H	W	67	58 12/-
J8	South Carolina	H	W	74	58 10/-
J11	Arkansas	A	W/OT	84	82 10/-
J14	Georgia	H	W	72	50 7/-
J18	Auburn	A	W	68	61 7/-
J23	Alabama	A	W	68	62 6/-
J25	Tennessee	H	W	67	41 6/-
J30	Mississippi State	A	W	62	51 3/-
F1	Texas A&M	H	W	69	36 3/-
F4	Missouri	H	W	68	58 3/-
F8	Alabama	H	W	78	69 3/-
F11	Tennessee	A	W	67	58 3/-
F15	Kentucky	A	W	69	59 3/14
F19	Auburn	H	W	71	66 2/-
F22	Ole Miss	A	W	75	71 2/-
F25	Vanderbilt	A	W	57	54 1/-
M1	LSU	H	W	79	61 1/-
M4	South Carolina	A	W	72	46 1/-
M8	Kentucky	H	W	84	65 1/25
SEC Tournament, Atlanta, Ga.*					
M14	Missouri*	N	W	72	49 1/-
M15	Tennessee*	N	W	56	49 1/-

M16	Kentucky*	N	W	61	60 1/-
NCAA Second and Third Rounds, Orlando, Fla.^\					
M20	Albany^\	N	W	67	55 1/-
M22	Pittsburgh^\	N	W	61	45 1/-
NCAA South Regional, Memphis, Tenn.#					
M27	UCLA#	N	W	79	68 1/20
M29	Dayton#	N	W	62	52 1/-
NCAA Final Four, Arlington, Texas!					
A5	Connecticut!	N	L	53	63 1/18

2014-15 | 16-17 | SEC 8-10, t-8th

Coach: Billy Donovan

N14	William & Mary	H	W	68	45 7/-
N17	Miami	H	L	67	69 8/-
N21	Louisiana-Monroe	H	W/OT	61	56 8/-
Battle 4 Atlantis, Paradise Island, Bahamas^\					
N26	Georgetown^\	N	L/OT	65	66 18/-
N27	UAB^\	N	W	56	47 18/-
N28	North Carolina^\	N	L	64	75 18/5
D5	Kansas	A	L	65	71 -/11
D8	Yale	H	W	85	47
D12	Texas Southern	H	W	75	50
D14	Jacksonville	H	W	79	34
D20	Wake Forest	N	W	63	50
D30	Florida State	A	L	63	65
J3	Connecticut	H	L	59	63
J7	South Carolina	A	W	72	68
J10	Mississippi State	H	W	72	47
J15	Auburn	H	W	75	55
J17	Georgia	A	L	61	73
J20	LSU	H	L	61	79
J24	Ole Miss	A	L	71	72
J27	Alabama	A	W	52	50
J31	Arkansas	H	W	57	56
F3	Vanderbilt	A	L	61	67
F7	Kentucky	H	L	61	68 -/1
F12	Ole Miss	H	L	61	62
F14	Texas A&M	A	L	62	63
F18	Vanderbilt	H	W	50	47
F21	LSU	A	L	63	70
F24	Missouri	A	L	52	64
F28	Tennessee	H	W	66	49
M3	Texas A&M	H	W	66	62
M7	Kentucky	A	L	50	67 -/1
SEC Tournament, Nashville, Tenn.*					
M12	Alabama*	N	W	69	61
M13	Kentucky*	N	L	49	64 -/1

2015-16 | 21-15 | SEC 9-9, t-8th

Coach: Mike White

N13	Navy	A	W	59	41
N16	North Carolina A&T	H	W	104	54
Hall of Fame Tip-Off Classic, Uncasville, Conn.^\					
N21	Saint Joseph's^\	N	W	74	63
N22	Purdue^\	N	L	70	85 -/21
N25	Vermont	H	W	86	62
N27	Florida Gulf Coast	H	W	70	50
D1	Richmond	H	W	76	56
D8	Miami	A	L	55	66 -/17
D12	Michigan State	A	L	52	58 -/1
D19	Oklahoma State	N	W	72	70
D22	Jacksonville	H	W	89	65
D29	Florida State	H	L	71	73
J2	Georgia	H	W	77	63
J6	Tennessee	A	L	69	83
J9	LSU	H	W	68	62
J12	Texas A&M	A	L	68	71 -/15
J16	Ole Miss	A	W	80	71
J19	Mississippi State	H	W	81	78
J23	Auburn	H	W	95	63
J26	Vanderbilt	A	L	59	60
J30	West Virginia	H	W	88	71 -/9
F3	Arkansas	H	W	87	83
F6	Kentucky	A	L	61	80 -/20
F9	Ole Miss	H	W	77	72



ALL-TIME RESULTS

F13	Alabama	H	L	55	61
F16	Georgia	A	W	57	53
F20	South Carolina	A	L/OT	69	73
F23	Vanderbilt	H	L	74	87
F27	LSU	A	L	91	96
M1	Kentucky	H	L	79	88
M5	Missouri	A	W	82	72
SEC Tournament, Nashville, Tenn.*					
M10	Arkansas*	N	W	68	61
M11	Texas A&M*	N	L	66	72
National Invitation Tournament#					
M15	North Florida#	A	W	97	68
M20	Ohio State#	A	W	74	66
M23	George Washington#	A	L	77	82

2016-17 | 27-9 | SEC 14-4, 2nd

Coach: Mike White

N11	Florida Gulf Coast	N	W	80	59
N13	Mercer	N	W	76	54
N17	St. Bonaventure	N	W	73	66
N21	Belmont	N	W	78	61
AdvoCare Invitational, Orlando, Fla.^					
N24	Seton Hall^	N	W	81	76
N25	Gonzaga^	N	L	72	77
N27	Miami^	N	W	65	56
D1	North Florida	A	W	91	60
D6	Duke	N	L	74	84
D11	Florida State	A	L	74	84
D17	Charlotte	N	W	87	46
D21	Little Rock	H	W	94	71
D29	Arkansas	A	W	81	72
J3	Ole Miss	H	W	70	63
J7	Tennessee	H	W	83	70
J10	Alabama	A	W	80	67
J14	Georgia	H	W/OT	80	76
J18	South Carolina	A	L	53	57
J21	Vanderbilt	H	L	66	68
J25	LSU	A	W	106	71
J28	Oklahoma	A	W	84	52
F2	Missouri	H	W	93	54
F4	Kentucky	H	W	88	66
F7	Georgia	A	W	72	60
F11	Texas A&M	H	W	71	62
F14	Auburn	A	W	114	95
F18	Mississippi State	A	W	57	52
F21	South Carolina	H	W	81	66
F25	Kentucky	A	L	66	76
M1	Arkansas	H	W	78	65
M4	Vanderbilt	A	L	71	73
SEC Tournament, Nashville, Tenn.*					
M10	Vanderbilt*	N	L/OT	62	72
NCAA First & Second Rounds, Orlando, Fla.#					
M16	East Tennessee State#	N	W	80	65
M18	Virginia#	N	W	65	39
NCAA East Regional, New York City, N.Y.%					
M24	Wisconsin%	N	W/OT	84	83
M26	South Carolina%	N	L	70	77

2017-18 | 21-13 | SEC 11-7, 3rd

Coach: Mike White

N13	Gardner-Webb	H	W	116	74
N16	North Florida	H	W	108	68
N19	New Hampshire	H	W	70	63
Phil Knight Invitational, Portland, Ore.^					
N23	Stanford^	N	W	108	87
N24	Gonzaga^	N	W/2OT	111	105
N26	Duke^	N	L	84	87
D4	Florida State	H	L	66	83
D6	Loyola Chicago	H	L	59	65
D9	Cincinnati	N	W	66	60
D16	Clemson	N	L	69	71
D20	James Madison	H	W	72	63
D22	Incarnate Word	H	W	75	60
D30	Vanderbilt	H	W	81	74
J2	Texas A&M	A	W	83	66

J6	Missouri	A	W	77	75
J10	Mississippi State	H	W	71	54
J13	Ole Miss	A	L	72	78
J17	Arkansas	H	W	88	73
J20	Kentucky	A	W	66	64
J24	South Carolina	H	L	72	77
J27	Baylor	H	W	81	60
J30	Georgia	A	L	60	72
F3	Alabama	H	L	50	68
F7	LSU	H	W	73	64
F10	South Carolina	A	W	65	41
F14	Georgia	H	L/OT	69	72
F17	Vanderbilt	A	L	68	71
F21	Tennessee	A	L	57	62
F24	Auburn	H	W	72	66
F27	Alabama	A	W	73	52
M3	Kentucky	H	W	80	67
SEC Tournament, St. Louis, Mo.#					
M9	Arkansas#	N	L	72	80
NCAA First & Second Rounds, Dallas, Texas%					
M15	St. Bonaventure%	N	W	77	62
M17	Texas Tech%	N	L	66	69

2018-19 | 20-16 | SEC 9-9, 8th

Coach: Mike White

N6	Florida State	A	L	60	81
N9	Charleston Southern	H	W	76	46
N14	La Salle	H	W	82	69
Battle 4 Atlantis, Paradise Island, Bahamas^					
N21	Oklahoma^	N	L	60	65
N22	Stanford^	N	W	72	49
N23	Butler^	N	L	54	61
N27	North Florida	H	W	98	66
D4	West Virginia	N	W	66	56
D8	Michigan State	H	L	59	63
D18	Mercer	H	W	71	63
D22	Florida Gulf Coast	N	W	77	56
D29	Butler	H	W	77	43
J5	South Carolina	H	L	69	71
J9	Arkansas	A	W	57	51
J12	Tennessee	H	L	67	78
J15	Mississippi State	A	L	68	71
J19	Georgia	A	W	62	52
J22	Texas A&M	H	W	81	72
J26	TCU	A	L	50	55
J30	Ole Miss	H	W/OT	90	86
F2	Kentucky	H	L	54	65
F5	Auburn	A	L	62	76
F9	Tennessee	A	L	61	73
F13	Vanderbilt	H	W	66	57
F16	Alabama	A	W	71	53
F20	LSU	A	W/OT	82	77
F23	Missouri	H	W	64	60
F27	Vanderbilt	A	W	71	55
M2	Georgia	H	L	55	61
M6	LSU	H	L/OT	78	79
M9	Kentucky	A	L	57	66
SEC Tournament, Nashville, Tenn.#					
M14	Arkansas#	N	W	66	50
M15	LSU#	N	W	76	73
M16	Auburn#	N	L	62	65
NCAA First & Second Rounds, Des Moines, Iowa%					
M21	Nevada%	N	W	70	61
M23	Michigan%	N	L	49	64

2019-20 | 19-12 | SEC 11-7, t-4th

Coach: Mike White

N5	North Florida	H	W	74	59
N10	Florida State	H	L	51	63
N14	Towson	H	W	66	60
N17	Connecticut	A	L	59	62
Charleston Classic, Charleston, S.C.^					
N21	Saint Joseph's^	N	W	70	62
N22	Miami^	N	W	78	58
N24	Xavier^	N	W	70	65

N29	Marshall	H	W	73	67
D7	Butler	A	L	62	76
D17	Providence	N	W	83	51
D21	Utah State	N	L	62	65
D28	Long Beach State	H	W	102	63
J4	Alabama	H	W/2OT	104	98
J7	South Carolina	A	W	81	68
J11	Missouri	A	L	75	91
J14	Ole Miss	H	W	71	55
J18	Auburn	H	W	69	47
J21	LSU	A	L	82	84
J25	Baylor	H	L	61	72
J28	Mississippi State	H	L	71	78
F1	Vanderbilt	A	W	61	55
F5	Georgia	H	W	81	75
F8	Ole Miss	A	L	51	68
F12	Texas A&M	A	W	78	61
F15	Vanderbilt	H	W	84	66
F18	Arkansas	H	W	73	59
F22	Kentucky	A	L	59	65
F26	LSU	H	W	81	66
F29	Tennessee	A	L	58	63
M4	Georgia	A	W	68	54
M7	Kentucky	H	L	70	71

SEC and NCAA Tournaments cancelled due to coronavirus.

2020-21 | 15-10 | SEC 9-7, 5th

Coach: Mike White

Bubbleville, Uncasville, Conn.^					
D2	Army^	N	W	76	69
D3	Boston College^	N	W	90	70
D6	Stetson	H	W	86	40
D12	Florida State	A	L	71	83
D29	Vanderbilt	A	W	91	72
J2	LSU	H	W	83	79
J5	Alabama	A	L	71	86
J9	Kentucky	H	L	58	76
J12	Ole Miss	H	W	72	63
J16	Mississippi State	A	L	69	72
J19	Tennessee	H	W	75	49
J23	Georgia	A	W	92	84
J27	Vanderbilt	H	W	78	71
J30	West Virginia	A	W	85	80
F3	South Carolina	H	L	66	72
F16	Arkansas	A	L	64	75
F20	Georgia	H	W	70	63
F23	Auburn	A	W	74	57
F27	Kentucky	A	W	71	67
M3	Missouri	H	L	70	72
M7	Tennessee	A	L	54	65
SEC Tournament, Nashville, Tenn.#					
M11	Vanderbilt#	N	W	69	63
M12	Tennessee#	N	L	66	78
NCAA Tournament, Indianapolis, Ind.%					
M19	Virginia Tech%	N	W/OT	75	70
M21	Oral Roberts%	N	L	78	81



YEAR-BY-YEAR RECORD

YEAR	COACH	CAPTAIN	OVERALL		SEC		POINTS
			W	L	W	L	
1915-16	C.J. McCoy	R.K. Van Camp	5	1			192-140
1916-19	No teams (WWI)						
1919-20	No Coach	C.A. Cox	2	5			181-234
1920-21	W.G. Kline	W.M. Madison	5	6			308-418
1921-22	W.G. Kline	C.Y. Byrd	5	5			306-283
1922-23	C.Y. Byrd	Roland Moss	2	5			157-238
1923-24	J.L. White	Edgar Jones	5	10			324-442
1924-25	J.L. White	Edgar Jones	2	7			217-289
1925-26	Brady Cowell	Lamar Sarra	7	7			401-399
1926-27	Brady Cowell	Red Smith	6	20			738-984
1927-28	Brady Cowell	Ion Walker	5	16			646-748
1928-29	Brady Cowell	George Perrine	7	13			605-746
1929-30	Brady Cowell	Dale Van Sickel	10	4			516-392
1930-31	Brady Cowell	Dale Waters	10	9			680-653
1931-32	Brady Cowell	A.E. Emmelhainz	8	12			640-606
1932-33	Brady Cowell	Brennan Brown	9	5	4	4	6th 484-452
1933-34	Ben Clemmons	George Gunn	11	7	4	2	4th 622-541
1934-35	Ben Clemmons	Welcome Shearer	8	7	4	3	5th 501-499
1935-36	Ben Clemmons	George Smathers	4	11	2	8	11th 407-487
1936-37	Josh Cody	Floyd Christian	5	13	1	9	12th 569-585
1937-38	Sam McAllister	Charlie Crejciar	11	9	3	7	11th 709-691
1938-39	Sam McAllister	Game Captains	9	6	5	4	7th 484-485
1939-40	Sam McAllister	H. Chalker, J. Maynard	13	9	5	4	5th 953-816
1940-41	Sam McAllister	Frank Yinshannis	15	3	6	2	2nd 787-634
1941-42	Sam McAllister	Steve Ellish	8	9	3	8	9th 616-623
1942-43	Spurgeon Cherry	Doyle Carlton	8	7	0	6	12th 721-515
1943-44	No team (WWII)						
1944-45	Spurgeon Cherry	Doug Belden	7	12	4	2	4th 828-852
1945-46	Spurgeon Cherry	Kenneth Hartsaw	7	14	2	6	10th 979-1009
1946-47	Sam McAllister	Game Captains	17	9	4	4	6th 1155-1012
1947-48	Sam McAllister	Game Captains	15	10	5	7	7th 1335-1250
1948-49	Sam McAllister	Bill Atkinson	11	15	4	8	9th 1405-1415
1949-50	Sam McAllister	J. Miller, H. Tanzler	9	14	4	10	11th 1206-1309
1950-51	Sam McAllister	Ted Jaycox	11	12	6	8	8th 1432-1518
1951-52	John Mauer	Game Captains	15	9	7	7	7th 1578-1543
1952-53	John Mauer	R. Casares, R. Roberts	13	6	8	5	3rd 1352-1265
1953-54	John Mauer	Game Captains	7	15	3	11	10th 1554-1681
1954-55	John Mauer	Sonny Powell	12	10	5	9	9th 1618-1667
1955-56	John Mauer	Ted Copeland	11	12	4	10	11th 1811-1756
1956-57	John Mauer	Bob Emrick	14	10	6	8	8th 1861-1708
1957-58	John Mauer	Joe Hobbs	12	9	5	9	9th 1549-1450
1958-59	John Mauer	D. Hoban, C. Pike	8	15	2	12	11th 1625-1746
1959-60	John Mauer	Bob Sherwood	6	16	3	11	11th 1549-1655
1960-61	Norm Sloan	Bob Shiver	15	11	9	5	4th 1830-1846
1961-62	Norm Sloan	Lou Merchant	12	11	8	6	4th 1554-1589
1962-63	Norm Sloan	Buddy Bales, Tom Barbee	12	14	5	9	9th 1943-1975
1963-64	Norm Sloan	Mont Highley	12	10	6	8	9th 1720-1606
1964-65	Norm Sloan	Brooks Henderson	18	7	11	5	4th 1826-1568
1965-66	Norm Sloan	B. Hoffmann, P. Morton	16	10	9	7	5th 1855-1740
1966-67	Tommy Bartlett	Skip Highley	21	4	14	4	2nd 1931-1637
1967-68	Tommy Bartlett	David Miller	15	10	11	7	5th 1968-1864
1968-69	Tommy Bartlett	Neal Walk	18	9	12	6	3rd 2093-1905
1969-70	Tommy Bartlett	Andy Owens	9	17	6	12	8th 1913-2048
1970-71	Tommy Bartlett	Earl Findley	11	15	8	10	7th 1907-1966
1971-72	Tommy Bartlett	Jerry Hoover	10	15	4	14	10th 1986-1952
1972-73	Tommy Bartlett	Tony Miller	11	15	7	11	7th 1911-1933
1973-74	John Lotz	T. Fletcher, M. Thompson, S. Williams	15	11	9	9	5th 1993-1969
1974-75	John Lotz	Chip Williams	12	16	8	10	6th 2290-2275
1975-76	John Lotz	M. Lederman, G. Shy	12	14	7	11	6th 2101-2030
1976-77	John Lotz	D. Bostic, L. Sanders, B. Smyth	17	9	10	8	4th 2108-1980
1977-78	John Lotz	A. Bonner, L. Brewster, R. Glasper	15	12	8	10	6th 2053-2014
1978-79	John Lotz	M. Cesare, R. Clarson	8	19	3	15	10th 1990-2053
1979-80	J. Lotz, E. Visscher	Game Captains	7	21	2	16	10th 1928-2210
1980-81	Norm Sloan	Ken McCraney, Mark Giombetti	12	16	5	13	8th 1924-2074
1981-82	Norm Sloan	Game Captains	5	22	2	16	10th 1845-1922
1982-83	Norm Sloan	Game Captains	13	18	5	13	10th 2260-2227
1983-84	Norm Sloan	Vernon Delancy, Ronnie Williams	16	13	11	7	3rd 2029-1916
1984-85	Norm Sloan	Eugene McDowell	18	12	9	9	5th 2211-2047
1985-86	Norm Sloan	Joe Lawrence, Andrew Moten	19	14	10	8	4th 2316-2203

YEAR	COACH	CAPTAIN	OVERALL		SEC			POINTS
			W	L	W	L	FINISH	
1986-87*	Norm Sloan	Joe Lawrence, Andrew Moten	21	10	12	6	2nd 2864-2444	
1987-88^	Norm Sloan	Vernon Maxwell	22	11	11	7	t2nd 2559-2382	
1988-89	Norm Sloan	Clifford Lett	21	13	13	5	1st 2586-2597	
1989-90	Don DeVoe	Renaldo Garcia	7	21	3	15	10th 1898-2029	
1990-91	Lon Kruger	Dwayne Davis, Renaldo Garcia	11	17	7	11	6th 2056-2121	
1991-92	Lon Kruger	Brian Hogan, Tim Turner	19	14	9	7	5th/2nd 2261-2189	
1992-93	Lon Kruger	H. Grimsley, S. Poole, S. Stewart	16	12	9	7	t4th/3rd 2058-1975	
1993-94	Lon Kruger	Craig Brown, Andrew DeClercq	29	8	12	4	t2nd/t1st 2777-2514	
1994-95	Lon Kruger	Dan Cross, Andrew DeClercq	17	13	8	8	6th/3rd 2178-2057	
1995-96	Lon Kruger	Dametri Hill, Brian Thompson	12	16	6	10	t8th/t5th 1869-1974	
1996-97	Billy Donovan	None	13	17	5	11	10th/5th 2220-2181	
1997-98	Billy Donovan	None	14	15	6	10	t9th/6th 2208-2134	
1998-99	Billy Donovan	Eddie Shannon, Greg Stolt	22	9	10	6	4th/3rd 2488-2176	
1999-00	Billy Donovan	M. Parker, K. Weeks, B. Wright	29	8	12	4	t1st/t1st 3102-2548	
2000-01	Billy Donovan	Major Parker, Brent Wright	24	7	12	4	t1st/t1st 2509-2081	
2001-02	Billy Donovan	M. Bonner, U. Haslem, B. Nelson	22	9	10	6	t2nd/t1st 2495-2064	
2002-03	Billy Donovan	M. Bonner, J. Hamilton, B. Nelson	25	8	12	4	2nd/2nd 2484-2128	
2003-04	Billy Donovan	None	20	11	9	7	3rd/2nd 2369-2149	
2004-05	Billy Donovan	None	24	8	12	4	t2nd/2nd 2438-2020	
2005-06	Billy Donovan	None	33	6	10	6	t3rd/2nd 3052-2478	
2006-07	Billy Donovan	None	35	5	13	3	1st/1st 3193-2504	
2007-08	Billy Donovan	None	24	12	8	8	6th/4th 2791-2433	
2008-09	Billy Donovan	None	25	11	9	7	t5th/3rd 2774-2427	
2009-10	Billy Donovan	None	21	13	9	7	t4th/4th 2455-2258	
2010-11	Billy Donovan	None	29	8	13	3	1st/1st 2667-2343	
2011-12	Billy Donovan	None	26	11	10	6	t2nd 2808-2404	
2012-13	Billy Donovan	None	29	8	14	4	1st 2642-2012	
2013-14	Billy Donovan	None	36	3	18	0	1st 2727-2253	
2014-15	Billy Donovan	None	16	17	8	10	t8th 2101-1982	
2015-16	Mike White	None	21	15	9	9	t8th 2677-2479	
2016-17	Mike White	None	27	9	14	4	2nd 2804-2394	
2017-18	Mike White	None	21	13	11	7	3rd 2577-2353	
2018-19	Mike White	None	20	16	9	9	8th 2440-2289	
2019-20	Mike White	None	19	12	11	7	t4th 2228-2047	
2020-21	Mike White	None	15	10	9	7	5th 1854-1757	

Note: SEC Finish column from 1991-92 through 2010-11 listed in Overall/Eastern Division format

*Two wins and one loss vacated by NCAA from original 23-11 record.

^One win and one loss vacated by NCAA from original 23-12 record.

Record by Decade

YEARS	OVERALL			SEC		
	W	L	PCT.	W	L	PCT.
1910-1919	5	1	.833	-	-	-
1920-1929	46	94	.329	-	-	-
1930-1939	86	89	.491	23	37	.383
1940-1949	103	84	.554	33	47	.413
1950-1959	112	115	.493	50	89	.360
1960-1969	145	101	.589	88	68	.564
1970-1979	120	145	.453	70	110	.389
1980-1989	155	147	.513	80	100	.444
1990-1999	167	140	.544	75	89	.457
2000-2009	260	87	.750	107	53	.669
2010-2019	244	114	.682	115	59	.661
2020-present	26	18	.591	20	16	.556
Totals	1,469	1,135	.564	661	666	.498

Record by Month

MONTH	W	L	PCT.
November	140	33	.809
December	352	210	.626
January	427	325	.568
February	393	431	.477
March	155	122	.560
April	4	5	.444

Note: Missing 12 games in early years with no months.



COACHING RECORDS

Coaches by Victories

COACH	SEASONS	WINS
Billy Donovan	19	467
Norm Sloan	15	232
Mike White	6	123
Sam McAllister	10	119
Lon Kruger	6	104
John Mauer	9	98
Tommy Bartlett	7	95
John Lotz	7	83
Brady Cowell	8	62
Ben Clemmons	3	23
Spurgeon Cherry	3	22
W.G. Kline	2	10
J.L. White	2	7
Don DeVoe	1	7
C.J. McCoy	1	5
Josh Cody	1	5
Ed Visscher	1	3
C.Y. Byrd	1	2

Coaches by Percentage

COACH	SEASONS	PCT
C.J. McCoy	1	.833
Billy Donovan	19	.709
Mike White	6	.621
Lon Kruger	6	.565
Sam McAllister	10	.553
Norm Sloan	15	.547
Tommy Bartlett	7	.528
John Mauer	9	.490
John Lotz	7	.487
Ben Clemmons	3	.479
W.G. Kline	2	.476
Brady Cowell	8	.419
Spurgeon Cherry	3	.400
J.L. White	2	.292
C.Y. Byrd	1	.286
Josh Cody	1	.278
Don DeVoe	1	.250
Ed Visscher	1	.176

Coaches by SEC Victories

COACH	SEASONS	WINS
Billy Donovan	19	200
Norm Sloan	15	126
Mike White	6	63
Tommy Bartlett	7	62
Lon Kruger	6	51
John Lotz	7	46
Sam McAllister	10	45
John Mauer	9	43
Ben Clemmons	3	10
Spurgeon Cherry	3	6
Brady Cowell	1	4
Don DeVoe	1	3
Josh Cody	1	1
Ed Visscher	1	1

Coaches by SEC Percentage

COACH	SEASONS	PCT
Billy Donovan	19	.645
Mike White	6	.594
Lon Kruger	6	.520
Norm Sloan	15	.504
Brady Cowell	1	.500
Tommy Bartlett	7	.492
Ben Clemmons	3	.434
Sam McAllister	10	.421
John Lotz	7	.412
John Mauer	9	.344
Spurgeon Cherry	3	.300
Don DeVoe	1	.167
Josh Cody	1	.100
Ed Visscher	1	.071

All-Time Coaching Records

YEAR	COACH	SEASONS	OVERALL			SEC		
			WON	LOST	PCT	WON	LOST	PCT
1915-16	C.J. McCoy	1	5	1	.833			
1919-20	No Coach	1	2	5	.286			
1920-22	W.G. Kline	2	10	11	.476			
1922-23	C.Y. Byrd	1	2	5	.286			
1923-25	J.L. White	2	7	17	.292			
1925-33	Brady Cowell	8	62	86	.419	4	4	.500
1933-36	Ben Clemmons	3	23	25	.479	10	13	.434
1936-37	Josh Cody	1	5	13	.278	1	9	.111
1937-42, 1946-51	Sam McAllister	10	119	96	.553	45	62	.421
1942-43, 1944-46	Spurgeon Cherry	3	22	33	.400	6	14	.300
1951-60	John Mauer	9	98	102	.490	43	82	.344
1966-73	Tommy Bartlett	7	95	85	.528	62	64	.492
1973-80	John Lotz	*7	83	88	.487	46	66	.412
1979-80	Ed Visscher	^1	3	14	.176	1	13	.071
1960-66, 1980-89	Norm Sloan	15	232	192	.547	126	124	.504
1989-90	Don DeVoe	`1	7	21	.250	3	15	.166
1991-96	Lon Kruger	6	104	80	.565	51	47	.520
1996-2015	Billy Donovan	19	467	186	.715	200	110	.645
2015-present	Mike White	6	123	75	.621	63	43	.594
Totals		102	1,469	1,135	.564	661	666	.498

*Lotz coached 11 games in 1979-80

^Visscher was interim coach for remainder of 1979-80 season

`DeVoe was interim coach for complete 1989-90 season (took over for Norm Sloan on Oct. 31, 1989)



IN THE POLLS

1966-67 (2)	AP
Jan. 9	10
Jan. 16	8

1968-69 (1)	AP
Preseason	19

1986-87 (5)	AP
Dec. 22	20
Jan. 26	19
Feb. 9	19
Feb. 16	18
Feb. 23	18

1987-88 (9)	AP
Preseason	14
Nov. 30	7
Dec. 7	12
Dec. 14	11
Dec. 21	8
Dec. 28	8
Jan. 4	15
Jan. 25	14
Feb. 1	19

1988-89 (3)	AP
Preseason	15
Nov. 21	15
Nov. 28	19

1989-90 (4)	AP
Preseason	23
Nov. 27	24
Dec. 4	25
Dec. 11	24

1993-94 (7)	AP	Coaches
Jan. 31	24	NR
Feb. 7	20	21
Feb. 14	17	22
Feb. 21	16	19
Feb. 28	19	19
March 7	17	18
Final	14	4

1994-95 (12)	AP	Coaches
Preseason	10	13
Nov. 21	10	No Poll
Nov. 28	8	12
Dec. 5	6	9
Dec. 12	8	9
Dec. 19	8	8
Dec. 26	13	12
Jan. 2	13	12
Jan. 9	15	15
Jan. 16	24	20
Jan. 23	23	23
Jan. 30	25	NR

1998-99 (8)	AP	Coaches
Jan. 25	25	NR
Feb. 8	23	24
Feb. 15	23	24
Feb. 22	19	24
March 1	21	23
March 8	23	25
Final	*	17

1999-00 (20)	AP	Coaches
Preseason	8	8
Nov. 15	7	No Poll

Nov. 22	6	5
Nov. 29	11	10
Dec. 6	9	10
Dec. 13	9	8
Dec. 20	8	8
Dec. 27	6	7
Jan. 3	6	6
Jan. 10	10	9
Jan. 17	9	9
Jan. 24	10	9
Jan. 31	12	12
Feb. 7	12	11
Feb. 14	11	12
Feb. 21	9	10
Feb. 28	8	8
March 6	11	10
March 13	13	11
Final	*	2

2000-01 (20)	AP	Coaches
Preseason	11	11
Nov. 13	11	11
Nov. 20	11	11
Nov. 27	10	10
Dec. 4	8	9
Dec. 11	8	9
Dec. 18	7	7
Dec. 25	5	7
Jan. 1	5	6
Jan. 8	8	7
Jan. 15	7	7
Jan. 22	14	14
Jan. 29	13	14
Feb. 5	8	11
Feb. 12	11	9
Feb. 19	7	7
Feb. 26	6	6
March 5	5	6
March 12	8	8
Final	*	13

2001-02 (20)	AP	Coaches
Preseason	6	5
Nov. 12	6	7
Nov. 19	7	6
Nov. 26	6	6
Dec. 3	6	4
Dec. 10	5	4
Dec. 17	4	3
Dec. 24	3	2
Dec. 31	3	2
Jan. 7	3	2
Jan. 14	2	2
Jan. 21	5	4
Jan. 28	5	6
Feb. 4	8	7
Feb. 11	6	6
Feb. 18	8	8
Feb. 25	8	10
March 4	11	12
March 11	15	14
Final Poll	*	23

2002-03 (20)	AP	Coaches
Preseason	7	7
Nov. 18	8	7
Nov. 25	7	7
Dec. 2	8	8
Dec. 9	14	17
Dec. 16	13	13
Dec. 23	12	13

Dec. 30	12	13
Jan. 6	11	12
Jan. 13	6	7
Jan. 20	5	5
Jan. 27	4	4
Feb. 3	1	1
Feb. 10	4	4
Feb. 17	7	7
Feb. 24	4	4
March 3	3	3
March 10	7	7
March 17	10	8
Final	*	16

2003-04 (14)	AP	Coaches
Preseason	8	8
Nov. 17	8	8
Nov. 24	8	8
Dec. 1	2	2
Dec. 8	1	1
Dec. 15	15	13
Dec. 22	13	13
Dec. 29	14	12
Jan. 5	14	11
Jan. 12	15	10
Jan. 19	17	17
Jan. 26	22	20
Feb. 2	21	21
Feb. 9	22	20

2004-05 (8)	AP	Coaches
Preseason	23	22
Nov. 15	23	No Poll
Nov. 22	23	22
Nov. 29	19	18
Feb. 14	rv	24
March 7	rv	25
March 14	16	18
Final	*	24

2005-06 (18)	AP	Coaches
Nov. 21	14	15
Nov. 28	11	11
Dec. 5	10	7
Dec. 12	7	6
Dec. 19	5	5
Dec. 26	5	5
Jan. 2	5	5
Jan. 9	2	2
Jan. 16	2	2
Jan. 23	5	4
Jan. 30	8	7
Feb. 6	7	6
Feb. 13	10	7
Feb. 20	12	9
Feb. 27	17	14
March 6	16	14
March 13	11	10
Final	*	1

2006-07 (20)	AP	Coaches
Preseason	1	1
Nov. 13	1	1
Nov. 20	1	1
Nov. 27	4	4
Dec. 4	7	7
Dec. 11	5	5
Dec. 18	5	4
Dec. 25	3	3
Jan. 1	3	3
Jan. 8	2	2

Jan. 15	1	1
Jan. 22	1	1
Jan. 29	1	1
Feb. 5	1	1
Feb. 12	1	1
Feb. 19	3	3
Feb. 26	5	4
March 5	6	6
March 12	3	3
Final	*	1

2007-08 (2)	AP	Coaches
Nov. 19	25	24
Jan. 28	20	19

2008-09 (5)	AP	Coaches
Preseason	19	19
Nov. 17	18	19
Nov. 24	17	18
Dec. 1	23	21
Jan. 19	24	NR

2009-10 (4)	AP	Coaches
Nov. 30	13	17
Dec. 7	10	11
Dec. 14	13	13
Dec. 21	18	18

2010-11 (16)	AP	Coaches
Preseason	9	11
Nov. 15	9	10
Nov. 22	16	14
Nov. 29	18	16
Dec. 6	rv	24
Dec. 13	rv	24
Dec. 20	20	19
Jan. 24	24	23
Jan. 31	rv	23
Feb. 7	17	19
Feb. 14	14	15
Feb. 21	13	13
Feb. 28	14	14
March 7	12	12
March 14	15	No Poll
Final	*	10

2011-12 (20)	AP	Coaches
Preseason	8	10
Nov. 14	7	8
Nov. 21	10	9
Nov. 28	10	9
Dec. 5	12	12
Dec. 12	13	13
Dec. 19	11	12
Dec. 26	10	10
Jan. 2	13	14
Jan. 9	19	19
Jan. 16	17	14
Jan. 23	14	13
Jan. 30	12	11
Feb. 6	8	7
Feb. 13	14	12
Feb. 20	12	11
Feb. 27	16	13
March 5	22	19
March 12	25	21
Final	*	9

2012-13 (21)	AP	Coaches
Preseason	10	10
Nov. 12	10	10



IN THE POLLS

Nov. 19	7	8
Nov. 26	7	7
Dec. 3	6	5
Dec. 10	5	5
Dec. 17	8	9
Dec. 24	14	11
Dec. 31	13	9
Jan. 7	11	9
Jan. 14	10	9
Jan. 21	8	7
Jan. 28	4	4
Feb. 4	2	2
Feb. 11	7	6
Feb. 18	5	4
Feb. 25	8	6
March 4	11	9
March 11	13	11
March 18	14	12
Final	*	9

2013-14 (21)	AP	Coaches
Preseason	10	8
Nov. 11	11	10
Nov. 18	16	14
Nov. 25	15	13
Dec. 2	15	12
Dec. 9	19	19
Dec. 16	16	17
Dec. 23	13	14
Dec. 30	12	13
Jan. 6	10	11
Jan. 13	7	7
Jan. 20	6	6
Jan. 27	3	4
Feb. 3	3	4
Feb. 10	3	4
Feb. 17	2	2
Feb. 24	1	1
March 3	1	1
March 10	1	1
March 17	1	1
Final	*	3

2014-15 (4)	AP	Coaches
Preseason	7	7
Nov. 17	8	7
Nov. 24	18	16
Dec. 1	-	24

2016-17 (15)	AP	Coaches
Nov. 28	24	-
Dec. 5	21	21
Dec. 26	25	-
Jan. 2	24	24
Jan. 9	23	23
Jan. 16	19	21
Jan. 23	25	25
Jan. 30	24	23
Feb. 6	17	17
Feb. 13	15	13
Feb. 20	13	12
Feb. 27	12	12
March 6	17	13
March 13	20	17
Final	*	10

2017-18 (11)	AP	Coaches
Preseason	8	7
Nov. 13	8	7
Nov. 20	7	7
Nov. 27	6	6

Dec. 4	5	5
Dec. 11	22	22
Jan. 22	20	22
Jan. 29	23	24
March 5	23	23
March 12	23	24

2019-20 (3)	AP	Coaches
Preseason	6	6
Nov. 11	15	*
Nov. 25	24	25

2020-21 (2)	AP	Coaches
Dec. 7	*	25
Feb. 1	22	23

*No new poll

AP Ranking Facts

- Total Times Ranked: 308
- First Time Ranked: Jan. 9, 1967
- First Time Ranked In Top 10: Jan. 9, 1967 (10)
- First Time Ranked No. 1: Feb. 3, 2003
- Last Time Ranked In Top 10: Preseason 2019-20 (6)
- Last Time Ranked No. 1: March 17, 2014
- Times Ranked No. 1: 14
- Highest Final Ranking: 1st, 2014
- Highest Preseason Ranking: No. 1, 2006-07
- Most Consecutive Weeks Ranked: 94, 2/8/99-2/9/04
- Most Consecutive Weeks (One Season): 20, 2x, last 2013-14
- Most Consecutive Weeks Top 10: 21, 2/19/01-2/25/02
- Florida first received a national ranking in the United Press International Poll on Monday, Feb. 13th, 1965 (18th)
- Florida first received votes in the Associated Press Poll in the 1966 Preseason poll released Nov. 27
- Florida's longest stretch of consecutive polls ranked is 99 in the USA Today/ESPN Coaches' Poll from Feb. 8, 1999 to Feb. 9, 2004 (this includes an additional five final polls)
- The Gators finished the regular season ranked No. 1 for the first time in 2014.



MISCELLANEOUS RECORDS

Wins vs. Ranked Opponents (128)

DATE	TEAM	RANK	SCORE
Feb. 16, 1963	Mississippi State	8	73-52
Dec. 17, 1966	at Kentucky	4	78-75
Jan. 2, 1967	Mississippi State	10	63-54
Feb. 4, 1967	Vanderbilt	9	83-75
Dec. 18, 1967	Vanderbilt	3	74-72
Jan. 13, 1968	Kentucky	4	96-78
Jan. 20, 1968	Tennessee	4	59-46
Feb. 3, 1968	at Vanderbilt	7	91-85
Feb. 15, 1969	Kentucky	4	82-81*
Feb. 17, 1969	Tennessee	17	65-63*
Feb. 13, 1971	Kentucky	8	74-65*
Feb. 15, 1971	Tennessee	13	56-55*
Dec. 1, 1971	Louisville	9	70-69
Jan. 15, 1972	Kentucky	15	72-70
Jan. 8, 1973	Vanderbilt	9	80-72
March 2, 1974	Alabama	7	64-61*
March 9, 1974	Vanderbilt	5	80-77*
Feb. 24, 1975	Kentucky	7	66-58
Jan. 12, 1976	Alabama	12	71-70
Feb. 14, 1976	Tennessee	9	72-69
Feb. 7, 1977	Tennessee	14	80-76
Jan. 3, 1979	Kentucky	17	76-65
Jan. 29, 1979	at Vanderbilt	17	90-87 OT
Jan. 3, 1983	Alabama	5	89-85
Jan. 17, 1984	Kentucky	3	69-57
Jan. 24, 1984	at Georgia	18	77-69
Feb. 1, 1984	LSU	14	78-60
Jan. 22, 1986	LSU	14	74-65
Jan. 28, 1987	Alabama	9	90-80 OT
March 15, 1987	vs. Purdue (Syracuse)	7	85-66
Nov. 23, 1987	Georgia Tech	18	80-69
Jan. 20, 1988	at Kentucky	4	58-56
Feb. 20, 1988	Kentucky	9	83-76
March 1, 1988	Vanderbilt	19	81-65
Feb. 27, 1990	LSU	14	76-63
March 4, 1992	Kentucky	10	79-62
Jan. 2, 1993	at Florida State	18	89-86
Jan. 9, 1993	Vanderbilt	18	62-61
Dec. 28, 1993	vs. Okla. St. (Honolulu)	20	74-69
Jan. 18, 1994	Kentucky	7	59-57
March 25, 1994	vs. Connecticut (Miami)	4	69-60
Dec. 3, 1994	vs. Wake Forest (Greensboro)	21	81-70
March 10, 1995	vs. Miss. State (Atlanta)	15	80-64
Jan. 5, 1997	Arkansas	22	75-62
Feb. 1, 1998	at Kentucky	7	86-78
Feb. 4, 1999	Kentucky	5	75-68
Jan. 12, 2000	LSU	24	82-57
Jan. 29, 2000	Vanderbilt	20	89-63
Feb. 8, 2000	Kentucky	11	90-73
Feb. 27, 2000	Auburn	11	88-59
March 19, 2000	vs. Illinois (Winston-Salem)	21	93-76*
March 24, 2000	vs. Duke (Syracuse)	1	87-78*
March 26, 2000	vs. Oklahoma St. (Syracuse)	14	77-65*
Jan. 30, 2001	Tennessee	8	81-67*
Feb. 3, 2001	at Georgia	25	82-71*
Feb. 18, 2001	at Tennessee	15	88-82*
Feb. 21, 2001	Ole Miss	12	75-55*
Feb. 24, 2001	Alabama	14	89-68*
March 4, 2001	Kentucky	15	94-86
Nov. 8, 2001	vs. Temple (New York)	16	72-64
Dec. 5, 2001	Michigan State	24	74-70
Feb. 12, 2002	at Georgia	21	85-70
Nov. 29, 2002	vs. Kansas (New York)	2	83-73
Dec. 14, 2002	at Maryland	18	69-64
Jan. 7, 2003	at Mississippi State	7	74-66*
Jan. 11, 2003	Georgia	20	66-63*
Feb. 8, 2003	Alabama	22	75-56
Nov. 28, 2003	vs. Arizona (Springfield)	4	78-77
Jan. 3, 2004	Florida State	25(c)	87-73

Feb. 7, 2004	Vanderbilt	25(c)	81-71
Feb. 5, 2005	Alabama	11	85-54
March 6, 2005	Kentucky	3	53-52
March 12, 2005	Alabama	20	68-62*
March 13, 2005	Kentucky	4	70-53*
Nov. 17, 2005	vs. Wake Forest (New York)	19	77-72*
Nov. 18, 2005	vs. Syracuse (New York)	16	75-70*
March 11, 2006	vs. LSU (Nashville)	18	81-65
March 24, 2006	vs. G'town (Minneapolis)	23	57-53*
March 26, 2006	vs. Villanova (Minneapolis)	3	75-62*
April 3, 2006	vs. UCLA (Indianapolis)	7	73-57
Dec. 23, 2006	Ohio State	3	86-60
Jan. 31, 2007	Vanderbilt	24	74-64
Feb. 10, 2007	at Kentucky	20	64-61*
Feb. 14, 2007	Alabama	25	76-67*
March 23, 2007	vs. Butler (St. Louis)	21	65-57*
March 25, 2007	vs. Oregon (St. Louis)	10	85-77*
March 31, 2007	vs. UCLA (Atlanta)	7	76-66*
April 2, 2007	vs. Ohio State (Atlanta)	1	84-75*
Jan. 27, 2008	Vanderbilt	14	86-64
Nov. 27, 2009	vs. Mich. St. (Atlantic City)	2	77-74
Feb. 23, 2010	Tennessee	19	75-62
Dec. 18, 2010	vs. Kansas State (Sunrise)	6	57-44
Feb. 1, 2011	Vanderbilt	23	65-61*
Feb. 5, 2011	Kentucky	10	70-68*
March 5, 2011	at Vanderbilt	21	86-76
March 24, 2011	vs. BYU (New Orleans)	10	83-74 OT
Dec. 17, 2011	vs. Texas A&M (Sunrise)	22	84-64
Jan. 28, 2012	Mississippi State	18	69-57
Feb. 4, 2012	Vanderbilt	25	73-65
March 22, 2012	vs. Marquette (Phoenix)	11	68-58
Nov. 14, 2012	Wisconsin	22	83-52
Jan. 19, 2013	Missouri	17	83-52
Feb. 2, 2013	Ole Miss	16	78-64
Feb. 12, 2013	Kentucky	25	69-52
Dec. 10, 2013	Kansas	13	67-61*
Dec. 17, 2013	vs. Memphis (New York)	15	77-75*
Feb. 15, 2014	at Kentucky	14	69-59
March 8, 2014	Kentucky	25	84-65
March 27, 2014	vs. UCLA (Memphis)	20	79-68
Jan. 31, 2015	Arkansas	25(c)	57-56
Jan. 30, 2016	West Virginia	9	88-71
Feb. 4, 2017	Kentucky	8	88-66
March 18, 2017	vs. Virginia (Orlando)	24	65-39*
March 24, 2017	vs. Wisconsin (New York)	25	84-83* OT
Nov. 24, 2017	vs. Gonzaga (Portland)	17	111-105 2OT
Dec. 9, 2017	vs. Cincinnati (Newark)	17	66-60
Jan. 2, 2018	at Texas A&M	11	83-66
Jan. 20, 2018	at Kentucky	18	66-64
Feb. 24, 2018	Auburn	12	72-66
March 3, 2018	Kentucky	23	80-67
Feb. 20, 2019	at LSU	13	82-77 OT
March 15, 2019	vs. LSU (Nashville)	9	76-73
March 21, 2019	vs. Nevada (Des Moines)	20	70-61
Nov. 24, 2019	vs. Xavier (Charleston)	18	70-65
Jan. 18, 2020	Auburn	4	69-47
Jan. 19, 2021	Tennessee	6	75-49
Jan. 30, 2021	at West Virginia	11	85-80
March 19, 2021	vs. Va. Tech (Indianapolis)	25	75-70 OT

*Consecutive games

(c)Coaches' Poll/unranked in AP Poll (AP ranking listed for all others)

Wins After Trailing at Half (175)

DATE	GAME	DEFICIT	FINAL
Dec. 17, 1966	at Kentucky	3	78-75
Dec. 18, 1967	Vanderbilt	14	74-72
Jan. 29, 1968	Auburn	2	65-60
Feb. 17, 1969	Tennessee	3	65-63
March 3, 1969	at West Virginia	1	75-57
Dec. 19, 1969	Virginia Tech (N)	5	48-45
Jan. 12, 1970	Tennessee	4	57-56

Dec. 1, 1970	Samford	4	79-74
Jan. 2, 1971	Auburn	2	66-60
Jan. 4, 1971	Vanderbilt	1	84-82 OT
Feb. 15, 1971	Tennessee	4	56-55
Feb. 22, 1971	at Ole Miss	3	85-68
March 1, 1971	West Virginia	5	72-71
Jan. 3, 1972	Alabama	3	92-89
Jan. 15, 1972	Kentucky	11	72-70
Feb. 26, 1972	Mississippi State	2	88-80
Jan. 29, 1973	Ole Miss	10	65-59
Feb. 5, 1973	at Georgia Tech	3	87-85
Feb. 10, 1973	at Auburn	6	76-74
March 3, 1973	at Georgia	9	77-72
Dec. 26, 1973	at Jacksonville	15	64-62
Jan. 2, 1974	at Georgia Tech	3	70-68
Feb. 16, 1974	at Auburn	1	85-77
Jan. 4, 1975	Mississippi State	4	94-82
Feb. 10, 1975	Georgia	12	66-65
Dec. 26, 1975	at Jacksonville	8	65-64
Feb. 7, 1976	at Mississippi State	1	78-71 OT
Dec. 4, 1976	East Tennessee	3	62-59
Dec. 18, 1976	vs. Memphis State (N)	3	84-83
Jan. 31, 1977	at LSU	2	83-68
Feb. 7, 1977	Tennessee	5	80-76
Jan. 21, 1978	at LSU	9	74-70
Feb. 18, 1978	LSU	4	73-72
Dec. 14, 1978	Fairfield	9	109-99
Jan. 29, 1979	at Vanderbilt	8	90-87 OT
Feb. 2, 1980	Auburn	1	70-60
Feb. 18, 1980	Jacksonville	4	60-55
Jan. 17, 1981	Ole Miss	8	74-71
Nov. 27, 1982	at Alaska-Anchorage	1	72-52
Jan. 3, 1983	Alabama	2	89-85
Jan. 11, 1983	at South Florida	4	92-79 OT
Dec. 10, 1983	at Jacksonville	1	52-51
Dec. 22, 1984	at Stetson	3	70-54
Feb. 9, 1985	Vanderbilt	3	78-66
March 2, 1985	at Mississippi State	1	69-63
March 7, 1985	vs. Kentucky (SEC)	7	58-55
Jan. 2, 1986	at Tennessee	1	77-75 OT
Feb. 1, 1986	Tennessee	8	69-61
Feb. 26, 1986	Alabama	8	77-65
Dec. 20, 1986	vs. Ohio State (N)	1	82-72
Jan. 17, 1987	Tennessee	9	97-90
Feb. 3, 1988	at Alabama	6	74-64
Nov. 26, 1988	at Alaska-Anchorage	3	83-72
Nov. 30, 1988	Siena	9	71-67
Jan. 25, 1989	at Vanderbilt	9	81-78
Feb. 8, 1989	Georgia	9	65-60
Feb. 11, 1989	at Kentucky	7	59-53
Feb. 15, 1989	Auburn	2	90-79
Feb. 25, 1989	Vanderbilt	4	83-80
March 1, 1989	at LSU	6	104-95
March 10, 1989	vs. Georgia (SEC)	11	62-61
Dec. 12, 1989	vs. James Madison (N)	6	85-77
Feb. 6, 1991	at Auburn	4	87-84
Jan. 25, 1992	Vanderbilt	1	75-55
Feb. 22, 1992	at South Carolina	9	50-48
Feb. 26, 1992	at Tennessee	8	72-68
March 4, 1992	Kentucky	6	79-62
Jan. 6, 1993	at Auburn	4	76-73
Jan. 13, 1993	at Georgia	4	81-77 OT
Feb. 24, 1993	at South Carolina	18	80-73
Dec. 4, 1993	at Texas	2	76-68
Dec. 22, 1993	at Villanova	4	85-77
Dec. 30, 1993	Evansville	3	66-63
Jan. 5, 1994	LSU	2	74-73
Jan. 15, 1994	at South Carolina	9	77-75
Feb. 2, 1994	Auburn	2	68-67
Feb. 5, 1994	Mississippi State	5	84-75
Feb. 16, 1994	Georgia	4	91-79



MISCELLANEOUS RECORDS

Halftime Comebacks (cont.)

Feb. 21, 1994	Florida State	2	72-61
March 17, 1994	vs. James Madison (NCAA)	4	64-62
March 25, 1994	vs. Connecticut (NCAA)	6	69-60
Nov. 25, 1994	Stetson	4	73-64
Jan. 28, 1995	Ole Miss	4	72-57
Feb. 15, 1995	Tennessee	3	70-48
March 5, 1995	Vanderbilt	4	69-58
Dec. 30, 1995	at Oklahoma	9	76-72 OT
Jan. 13, 1996	South Carolina	4	81-69
Jan. 27, 1996	LSU	1	73-70
Jan. 18, 1997	Alabama	5	85-66
Jan. 19, 1998	at Jacksonville	4	75-69
March 6, 1998	vs. Auburn (SEC)	3	68-64
Jan. 20, 1999	at LSU	2	77-58
Jan. 23, 1999	Tennessee	2	93-72
March 11, 1999	vs. Penn (NCAA)	11	75-61
March 13, 1999	vs. Weber State (NCAA)	5	82-74 OT
Dec. 11, 1999	Bethune-Cookman	2	93-77
Jan. 8, 2000	at Ole Miss	3	75-71
Jan. 10, 2001	at Mississippi State	7	81-80
Jan. 24, 2001	at Auburn	4	65-63
Feb. 10, 2001	Arkansas	6	73-63
Feb. 13, 2001	at LSU	7	81-74 OT
Dec. 14, 2002	at Maryland	1	69-64
Dec. 23, 2002	Charleston Southern	2	74-62
Jan. 7, 2003	at Mississippi State	6	74-66
Jan. 11, 2003	Georgia	5	66-63
Jan. 18, 2003	at South Carolina	7	77-75
Feb. 22, 2003	at Vanderbilt	2	77-74 OT
Nov. 28, 2003	vs. Arizona (N)	1	78-77
Dec. 20, 2003	vs. West Virginia (N)	6	70-57
Jan. 7, 2004	at South Carolina	2	65-62
March 12, 2004	vs. Alabama (SEC)	4	75-73 OT
Jan. 12, 2005	at Auburn	3	84-78 OT
Feb. 27, 2005	at South Carolina	10	66-65
March 2, 2005	at Georgia	4	50-38
Nov. 18, 2005	vs. Syracuse (N)	1	75-70
Nov. 25, 2005	Florida State	8	74-66
Jan. 28, 2006	Vanderbilt	3	81-58
Feb. 4, 2006	Kentucky	2	95-80
March 11, 2006	vs. LSU (SEC)	3	81-65
March 24, 2006	vs. Georgetown (NCAA)	2	57-53
Dec. 30, 2006	UAB	7	75-70
Jan. 6, 2007	Georgia	1	67-51
Jan. 24, 2007	at Mississippi State	4	70-67
Jan. 31, 2007	Vanderbilt	11	74-64
Feb. 14, 2007	Alabama	11	76-67
March 18, 2007	Purdue (NCAA)	2	74-67
Dec. 15, 2007	Georgia Southern	9	52-49
Jan. 8, 2008	at Alabama	7	90-83
Jan. 23, 2008	at South Carolina	2	73-71
Jan. 3, 2009	North Carolina State	10	68-66
Nov. 20, 2009	Troy	1	80-58
Jan. 3, 2010	at North Carolina State	2	62-61
Feb. 6, 2010	Mississippi State	2	69-62
Feb. 20, 2010	at Ole Miss	1	64-61
Dec. 18, 2010	vs. Kansas State (N)	3	57-44
Jan. 20, 2011	at Auburn	1	45-40
Jan. 25, 2011	at Georgia	2	104-91 2OT
Feb. 12, 2011	Tennessee	6	61-60
Feb. 24, 2011	Georgia	7	71-62
March 11, 2011	vs. Tennessee (SEC)	5	85-74
March 12, 2011	vs. Vanderbilt (SEC)	8	77-66
Dec. 7, 2011	Arizona	1	78-72 OT
Jan. 14, 2012	at South Carolina	1	79-65
Jan. 26, 2012	at Ole Miss	10	64-60
Feb. 21, 2012	Auburn	3	63-47
Jan. 23, 2013	at Georgia	3	64-47
March 16, 2013	vs. Alabama (SEC)	3	61-51
Jan. 11, 2014	at Arkansas	1	84-82 OT

Feb. 4, 2014	Missouri	3	68-58
Feb. 11, 2014	at Tennessee	1	67-58
Feb. 15, 2014	at Kentucky	3	69-59
Feb. 19, 2014	Auburn	8	71-66
March 15, 2014	vs. Tennessee (SEC)	7	56-49
March 21, 2014	Louisiana-Monroe	2	61-56 OT
Jan. 7, 2015	at South Carolina	3	72-68
Nov. 27, 2015	Florida Gulf Coast	1	70-50
Jan. 19, 2016	Mississippi State	5	81-78
Feb. 16, 2016	at Georgia	4	57-53
Nov. 24, 2016	vs. Seton Hall (N)	1	81-76
Jan. 7, 2017	Tennessee	1	83-70
Jan. 14, 2017	Georgia	1	80-76 OT
Nov. 24, 2017	vs. Gonzaga (Portland)	7	111-105 2OT
Feb. 7, 2018	LSU	2	73-64
Jan. 22, 2019	Texas A&M	13	81-72
Feb. 13, 2019	Vanderbilt	2	66-57
Feb. 23, 2019	Missouri	9	64-60
March 15, 2019	vs. LSU (SEC)	10	76-73
Nov. 29, 2019	Marshall	8	73-67
Jan. 4, 2020	Alabama	14	104-98 2OT
Feb. 5, 2020	Georgia	15	81-75
March 4, 2020	at Georgia	2	68-54
Dec. 2, 2020	vs. Army (Uncasville)	8	76-69
Jan. 30, 2021	at West Virginia	5	85-80
Feb. 27, 2021	at Kentucky	1	71-67
March 19, 2021	vs. Va. Tech (Indianapolis)	6	75-70 OT

Largest: 18 at South Carolina, Feb. 24, 1993
Largest at Home: 14 vs. Vanderbilt, Dec. 18, 1967
Postseason: 11 vs. Penn, March 11, 1999; vs. Georgia, March 10, 1989

Largest Deficits Overcome (any point in the game):

22, Georgia, Feb. 5, 2020
 22, at South Carolina, Feb. 24, 1993
 21, Alabama, Jan. 4, 2020 (2OT)

Overtime Games (56-45)

DATE	TEAM	SITE	W/L	SCORE
Feb. 20, 1922	Trinity	H	W	33-26
Jan. 11, 1930	Georgia	A	L	34-35
Jan. 15, 1938	Georgia	H	W	38-32
Feb. 23, 1951	Auburn	A	L	77-83
Jan. 14, 1960	Miami	H	L	65-70
Feb. 20, 1960	Vanderbilt*	H	W	81-75
Feb. 22, 1960	Georgia Tech*	H	L	55-69
Dec. 29, 1960	Navy	N	L	62-69
Feb. 20, 1961	Mississippi	H	W	81-77
Dec. 19, 1961	Georgia	A	L	72-78
Feb. 26, 1962	Georgia Tech	H	W	82-75
Nov. 30, 1962	Miami*	A	L	87-91 2OT
Dec. 3, 1962	Jacksonville*	H	W	82-81 2OT
Dec. 8, 1962	Texas Tech	A	W	71-69
Jan. 14, 1963	Alabama	H	W	69-67
Dec. 18, 1968	LSU	A	L	89-93
Feb. 8, 1969	Auburn	A	L	80-81
Jan. 12, 1970	Tennessee*	H	W	57-56
Jan. 17, 1970	West Virginia*	A	L	87-88
Jan. 4, 1971	Vanderbilt	H	W	84-82
Dec. 26, 1972	Rutgers	N	L	79-81
Feb. 5, 1973	Georgia Tech*	A	W	87-85
Feb. 10, 1973	Auburn*	A	W	76-75
Feb. 1, 1975	Vanderbilt*	H	W	101-90
Feb. 3, 1975	Mississippi State*	A	W	107-104 2OT
Dec. 27, 1975	Wake Forest	A	L	75-78
Jan. 26, 1976	Vanderbilt	H	L	81-85
Feb. 7, 1976	Mississippi State	A	W	78-71
Feb. 6, 1978	Vanderbilt	A	L	57-59 2OT
March 4, 1978	Tennessee	H	L	90-91 3OT
Dec. 15, 1978	Fairfield	N	W	109-99 3OT
Jan. 29, 1979	Vanderbilt*	A	W	90-87

Feb. 3, 1979	Auburn*	H	L	92-93
Feb. 24, 1979	Georgia	H	L	62-63
Dec. 13, 1980	Florida State	A	W	81-74 2OT
Feb. 13, 1982	Mississippi	H	L	57-58
March 3, 1982	Vanderbilt	N	L	46-47 2OT
Jan. 11, 1983	South Florida	A	W	92-79
Feb. 28, 1983	LSU*	H	L	87-91
March 3, 1983	Alabama*	A	L	99-106 2OT
Feb. 18, 1984	Tennessee	H	L	74-75 2OT
March 8, 1984	Tennessee	N	L	74-80
Feb. 6, 1985	Auburn	H	L	78-81
Jan. 2, 1986	Tennessee	A	W	77-75
Jan. 28, 1987	Alabama	H	W	90-80
Feb. 28, 1987	Alabama	A	L	85-86
Jan. 25, 1989	Vanderbilt	A	W	81-78
Feb. 25, 1989	Vanderbilt	H	W	83-80
Feb. 2, 1991	Mississippi	A	W	91-81 2OT
Feb. 6, 1991	Auburn	A	W	87-84
Feb. 12, 1992	Mississippi	A	W	86-84
Dec. 8, 1992	Jacksonville	H	W	82-75
Jan. 13, 1993	Georgia	A	W	81-77
March 25, 1994	Connecticut	N	W	69-60
Dec. 17, 1994	Florida State	N	W	71-65 2OT
Dec. 30, 1995	Oklahoma	N	W	76-72
Jan. 8, 1997	LSU	A	L	82-88
Jan. 22, 1997	Georgia	A	L	70-77
Feb. 4, 1998	Mississippi State	H	W	82-78
Feb. 27, 1999	Vanderbilt	A	L	70-71
March 13, 1999	Weber State	N	W	82-74
Jan. 18, 2000	Tennessee	H	L	79-81 2OT
Feb. 12, 2000	Tennessee	A	L	73-76
March 17, 2000	Butler	N	W	69-68
Feb. 13, 2001	LSU	A	W	81-74
Jan. 9, 2002	Tennessee	A	W	104-100
Jan. 26, 2002	Arkansas	A	L	92-94
March 15, 2002	Creighton	N	L	82-83 2OT
Dec. 21, 2002	Miami	N	W	94-93 2OT
Feb. 22, 2003	Vanderbilt	A	W	77-74
Dec. 10, 2003	Maryland	H	L	68-69
March 12, 2004	Alabama	N	W	75-73
Jan. 12, 2005	Auburn	A	W	84-78
Jan. 19, 2005	Tennessee	H	L	76-83
Feb. 18, 2006	Arkansas	A	L	81-85
Nov. 25, 2006	Kansas	N	L	80-82
Jan. 19, 2008	Kentucky	H	W	81-70
Jan. 3, 2009	North Carolina State	A	W	62-61
March 18, 2010	BYU	N	L	92-99 2OT
Dec. 20, 2010	Jacksonville	H	L	68-71
Jan. 11, 2011	Tennessee	A	W	81-75
Jan. 25, 2011	Georgia	A	W	104-91 2OT
Feb. 1, 2011	Vanderbilt	H	W	65-61
March 24, 2011	BYU*	N	W	83-74
March 26, 2011	Butler*	N	L	71-74
Dec. 7, 2011	Arizona	H	W	78-72
Dec. 29, 2011	Rutgers	A	L	83-85 2OT
Jan. 11, 2014	Arkansas	A	W	84-82
Nov. 21, 2014	Louisiana-Monroe*	H	W	61-56
Nov. 26, 2014	Georgetown*	N	L	65-66
Feb. 20, 2016	South Carolina	A	L	69-73
Jan. 14, 2017	Georgia	H	W	80-76
March 10, 2017	Vanderbilt	N	L	62-72
March 24, 2017	Wisconsin	N	W	84-83
Nov. 24, 2017	Gonzaga	N	W	111-105 2OT
Feb. 14, 2018	Gonzaga	H	L	69-72
Jan. 30, 2019	Ole Miss	H	W	90-86
Feb. 20, 2019	LSU	A	W	82-77
March 6, 2019	LSU	H	L	78-79
Jan. 4, 2020	Alabama	H	W	104-98 2OT
March 19, 2021	Virginia Tech	N	W	75-70

*Denotes consecutive games.



MISCELLANEOUS RECORDS

Overall OT Record:	56-45
Home:	21-16
Away:	23-19
Neutral:	12-10
SEC Record:	40-30
Double Overtime:	9-8
Triple Overtime:	1-1
Current Streak:	W-2
Last Five:	4-1
Last 10:	7-3

Century Mark (80-2)

DATE	TEAM	SITE	W/L	SCORE
Dec. 9, 1953	Wofford	A	W	100-63
Dec. 12, 1955	Tampa	H	W	110-62
Dec. 28, 1956	Clemson\$	N	W	105-71
Dec. 1, 1958	Erskine	H	W	107-61
Feb. 6, 1959	Mississippi	H	W	102-97
March 3, 1962	Georgia	H	W	105-78
Jan. 7, 1963	Tulane	H	W	109-74
Dec. 11, 1963	Tampa	H	W	108-75
Dec. 26, 1963	Manhattan\$	N	W	100-75
Jan. 9, 1964	Miami	H	W	114-91
Jan. 4, 1965	LSU	H	W	102-62
Jan. 12, 1966	Miami	H	W	111-66
Dec. 3, 1966	Miami	H	W	113-88
Dec. 4, 1967	Jacksonville	H	W	109-73
Dec. 7, 1968	Miami&	N	W	111-62
Jan. 18, 1969	Furman	H	W	110-65
Jan. 25, 1971	Mississippi	H	W	106-86
Dec. 4, 1971	South Florida	H	W	116-87
Feb. 12, 1972	Auburn	H	L	100-103
Feb. 29, 1972	Chicago State	H	W	120-69
Dec. 1, 1972	Valdosta State	H	W	100-76
Dec. 17, 1973	Central Missouri State	H	W	109-72
Dec. 9, 1974	NW Missouri State	H	W	114-51
Feb. 1, 1975	Vanderbilt*	H	W	101-90
Feb. 3, 1975	Mississippi State*	A	W	107-104 20T
Dec. 30, 1975	Roosevelt	H	W	121-54
Nov. 27, 1976	Mercer	H	W	105-63
Dec. 30, 1976	Holy Cross\$	N	W	101-85
Jan. 8, 1977	Georgia	A	W	101-76
Dec. 15, 1978	Fairfield#	N	W	109-99 30T
Dec. 10, 1982	Jacksonville•	N	W	104-78
Nov. 24, 1984	UCF	H	W	106-55
Dec. 20, 1984	St. Thomas	A	W	120-66
Dec. 2, 1986	Western Carolina*	H	W	116-68
Dec. 4, 1986	Southern Methodist*	N	W	110-70
Dec. 29, 1986	Hawaii	A	W	115-83
Jan. 7, 1987	Mississippi State	H	W	100-56
Dec. 16, 1987	Ohio State	H	W	102-69
Dec. 10, 1988	LSU*	H	L	101-111
Dec. 19, 1988	Miami*	H	W	101-81
March 1, 1989	LSU	A	W	104-95
Jan. 26, 1994	Georgia	A	W	100-76
Dec. 30, 1996	Robert Morris+	N	W	106-69
Feb. 3, 1997	Jacksonville	H	W	102-82
Nov. 18, 1997	UCF	H	W	100-85
Nov. 30, 1998	Coastal Carolina	H	W	110-68
Dec. 20, 1998	Long Island*	H	W	119-61
Dec. 23, 1998	Morehead State*	H	W	117-70
Nov. 29, 1999	New Hampshire	H	W	131-72
Dec. 19, 1999	High Point	H	W	109-60
Dec. 28, 1999	VMI	H	W	113-68
Nov. 27, 2000	Florida Atlantic	H	W	100-42
Dec. 10, 2000	FAMU	H	W	125-50
Dec. 19, 2000	Bethune-Cookman	H	W	106-64
Dec. 28, 2000	Tulane*	A	W	103-85
Dec. 30, 2000	New Hampshire*	H	W	102-54
Nov. 28, 2001	New Hampshire	A	W	108-56
Dec. 18, 2001	High Point	H	W	103-49
Dec. 30, 2001	Belmont	H	W	107-55

Jan. 9, 2002	Tennessee	A	W	104-100 OT
Jan. 16, 2002	LSU	H	W	102-70
Nov. 25, 2003	Montana State	H	W	112-73
Dec. 2, 2003	FAMU	H	W	102-78
Dec. 22, 2003	Northeastern	H	W	101-84
Dec. 27, 2003	Eastern Kentucky	H	W	109-63
Dec. 19, 2004	Georgia Southern	H	W	100-68
Dec. 18, 2005	Jacksonville	H	W	101-58
Jan. 18, 2006	Savannah State	H	W	113-67
Nov. 24, 2006	Western Kentucky	H	W	101-68
March 16, 2007	Jackson State	H	W	112-69
Nov. 14, 2007	N.C. Central	H	W	105-51
Nov. 20, 2007	North Florida	H	W	102-51
Nov. 18, 2010	North Carolina A&T	H	W	105-55
Jan. 25, 2011	Georgia	A	W	104-91 20T
Nov. 25, 2011	Jacksonville	H	W	107-62
Nov. 16, 2015	North Carolina A&T	H	W	104-54
Jan. 25, 2017	LSU	A	W	106-71
Feb. 14, 2017	Auburn	A	W	114-95
Nov. 13, 2017	Gardner-Webb*	H	W	116-74
Nov. 16, 2017	North Florida*	H	W	108-68
Nov. 23, 2017	Stanford*	N	W	108-87
Nov. 24, 2017	Gonzaga*	N	W	111-105 20T
Dec. 28, 2019	Long Beach State*	H	W	102-63
Jan. 4, 2020	Alabama*	H	W	104-98 20T

\$ - Gator Bowl Tournament • - Florida Four Tourney
 & - Sunshine State Classic + - Fiesta Bowl Classic
 # - Industrial National Classic * - Denotes consecutive games

90-Point Games by Coach

Billy Donovan	80
Norm Sloan	45
John Lotz	34
Tommy Bartlett	28
Mike White	20
John Mauer	17
Lon Kruger	11
Don Devoe	3
Sam McAllister	1
Total	239

100-Point Games by Coach

Billy Donovan	33
Norm Sloan	18
Mike White	9
Tommy Bartlett	9
John Lotz	9
John Maurer	5
Lon Kruger	1
Total	84

Alternate Uniform Colors

Since 2002-03 season

Orange (20-20)

Feb. 18, 2006	Arkansas	A	L	81-85
Feb. 26, 2006	Alabama	A	L	77-82
March 11, 2006	LSU	SEC	W	81-65
Nov. 28, 2011	Stetson	N	W	96-70
Dec. 17, 2011	Texas A&M	N	W	84-64
Jan. 26, 2012	Ole Miss	A	W	64-60
Feb. 7, 2012	Kentucky	A	L	58-78
March 22, 2012	Marquette	NCAA	W	68-58
Dec. 22, 2012	Kansas State	N	L	61-67
March 9, 2013	Kentucky	A	L	57-61
Dec. 17, 2013	Memphis	N	W	77-75
Feb. 24, 2015	Missouri	A	L	52-64
Feb. 6, 2016	Kentucky	A	L	61-80
Feb. 20, 2016	South Carolina	A	L	69-73 OT
March 5, 2016	Missouri	A	W	82-72
March 11, 2016	Texas A&M	SEC	L	66-72
Nov. 21, 2016	Belmont	N	W	78-61

Dec. 6, 2016	Duke	N	L	74-84
Dec 11, 2016	Florida State	A	L	78-83
Jan. 28, 2017	Oklahoma	A	W	84-52
Nov. 23, 2017	Stanford*	N	W	108-87
Nov. 24, 2017	Gonzaga*	N	W	111-105 20T
Nov. 26, 2017	Duke*	N	L	84-87
Jan. 6, 2018	Missouri	A	W	77-75
Jan. 20, 2018	Kentucky	A	W	66-64
Jan. 27, 2018	Baylor*	H	W	81-60
Feb. 10, 2018	South Carolina*	A	W	65-41
Feb. 17, 2018	Vanderbilt	A	L	68-71
March 3, 2018	Kentucky*	H	W	80-67
March 17, 2018	Texas Tech*	NCAA	L	66-69
<i>PK80 Special Edition*</i>				
Nov. 6, 2018	Florida State	A	L	60-81
Dec. 29, 2018	Butler	H	W	77-43
Jan. 26, 2019	TCU	A	L	50-55
March 9, 2019	Kentucky	A	L	57-66
Nov. 21, 2019	Saint Joseph's	N	W	70-62
Nov. 24, 2019	Xavier	N	W	70-65
Dec. 7, 2019	Butler	A	L	62-76
Jan. 11, 2020	Missouri	A	L	75-91
Feb. 22, 2020	Kentucky	A	L	59-65
Feb. 27, 2021	Kentucky	A	W	71-67

Black (14-14)

Dec. 6, 2002	Florida State	A	W	58-57
Dec. 21, 2002	Miami	A	W	94-93
Jan. 7, 2003	Mississippi State	A	W	74-66
Jan. 18, 2003	South Carolina	A	W	87-75
Jan. 28, 2003	LSU	A	W	77-66
Feb. 4, 2003	Kentucky	A	L	55-70
Feb. 15, 2003	Tennessee	A	L	59-66
Jan. 3, 2004	Florida State	H	W	87-73
Jan. 27, 2004	Alabama	A	W	88-78
Jan. 31, 2004	Tennessee	A	L	63-65
Jan. 2, 2005	Florida State	A	L	69-82
Dec. 3, 2006	Florida State	A	L	66-70
March 9, 2008	Kentucky	A	L	70-75
Jan. 14, 2009	Auburn	A	W	68-65
Jan. 21, 2009	South Carolina	A	L	69-70
Feb. 24, 2009	LSU	A	L	75-81
Feb. 27, 2010	Georgia	A	L	76-78
Jan. 7, 2017	Tennessee	H	W	83-70
Feb. 18, 2017	Mississippi State	A	W	57-52
Dec. 16, 2017	Clemson	N	L	69-71
Feb. 7, 2018	LSU	H	W	73-64
Feb. 27, 2018	Alabama	A	W	73-52
Dec. 17, 2019	Providence	N	W	83-51
Jan. 18, 2020	Auburn	H	W	69-47
Feb. 8, 2020	Ole Miss	A	L	51-68
Feb. 29, 2020	Tennessee	A	L	58-63
Jan. 16, 2021	Mississippi State	A	L	69-72
Jan. 30, 2021	West Virginia	A	W	85-80
March 7, 2021	Tennessee	A	L	54-65

Gray (0-1)

Feb. 11, 2012	Tennessee	H	L	70-75
---------------	-----------	---	---	-------



ALL-TIME SERIES RECORDS

Active Division-I Teams

	W-L	FIRST GAME
Air Force	2-0	1963
Alabama	70-76	1927
Alabama State	2-0	2005
Albany	2-0	2005
American	3-0	2000
Arizona	2-2	2001
Arizona State	2-0	1984
Arkansas	26-13	1992
Arkansas-Little Rock	2-0	2013
Army	2-0	1972
Auburn	81-89	1927
Austin Peay	1-0	1992
Baylor	1-2	1981
Belmont	2-0	2001
Bethune-Cookman	6-0	1996
Boston College	3-0	1994
Bradley	1-0	1970
Brigham Young	1-3	1959
Brown	1-0	1977
Bucknell	1-0	1968
Butler	3-3	2000
California	0-2	1986
Charleston Southern	6-0	1991
Charlotte	4-2	1974
Chicago State	1-0	1972
Cincinnati	1-0	2017
The Citadel	1-0	1963
Clemson	9-10	1927
Coastal Carolina	3-0	1997
Colorado State	0-1	1989
Columbia University	1-0	1971
Connecticut	1-4	1994
Creighton	1-2	1996
Davidson	0-2	1921
Dayton	1-0	2014
Delaware	0-1	1996
DePaul	2-1	1965
Duke*	4-14	1932
Duquesne	2-0	1996
East Tennessee State	5-0	1969
Eastern Illinois	1-0	2002
Eastern Kentucky	2-0	2003
Evansville	1-1	1955
Fairfield	1-0	1978
Florida A&M	11-0	1991
Florida Atlantic	3-0	2000
Florida Gulf Coast	5-0	2008
Florida International	2-0	1991
Florida State	43-29	1951
Fordham	1-2	1970
Fresno State	1-0	2013
Furman	3-4	1921
Gardner-Webb	1-0	2017
George Mason	1-0	2006
Georgetown	2-3	1990
George Washington	2-2	1939
Georgia	118-101	1923
Georgia Southern§	6-2	1937
Georgia Tech	20-26	1922
Gonzaga	2-2	1999
Harvard	1-0	1969
Hawaii	1-0	1986
High Point	3-0	1999
Hofstra	1-1	1977
Holy Cross	1-0	1976
Houston	0-2	1970
Howard	1-0	1991
Illinois	1-4	1971
Incarinate Word	1-0	2017
Indiana	0-3	1974
Iona	0-1	1985
Iowa State	2-1	1979
Jackson State	2-0	2007
Jacksonville	32-5	1960

James Madison	3-1	1989
Kansas	2-4	1995
Kansas State	1-1	2010
Kent State	1-0	2010
Kentucky	41-105	1927
Kentucky Wesleyan	0-1	1955
La Salle	1-1	1989
Liberty	1-0	2007
LIU Brooklyn	1-0	1998
Long Beach State	1-0	2019
Longwood	1-0	2008
Louisiana-Lafayette (SW La.)	0-2	1983
Louisiana-Monroe	1-0	2014
LSU	50-65	1947
Louisiana Tech	2-1	1986
Louisville	1-8	1969
Loyola Chicago	0-1	2017
Manhattan	2-1	1963
Marquette	2-2	1976
Marshall	1-0	2019
Maryland	2-1	1932
Massachusetts	1-2	1978
McNeese State	1-0	1997
Memphis	2-0	1976
Mercer	8-7	1919
Miami (Fla.)	47-24	1928
Miami (Ohio)	0-1	1972
Michigan	1-3	1998
Michigan State	3-5	1987
Middle Tennessee	2-0	2012
Minnesota	1-1	1993
Mississippi	68-47	1940
Mississippi State	65-52	1936
Mississippi Valley State	1-0	2011
Missouri	7-4	2013
Missouri-Kansas City	1-0	2008
Missouri State	1-0	1986
Montana State	1-0	2003
Morehead State	2-1	1969
Morgan State	1-0	2006
Navy	2-1	1960
Nevada	1-0	2019
New Hampshire	4-0	1999
New Orleans	3-0	1989
Nicholls State	1-0	1997
Norfolk State	1-0	2012
North Carolina	2-4	1922
North Carolina A&T	2-0	2010
North Carolina Central	1-0	2007
North Carolina State	3-6	1921
North Dakota State	1-0	2007
North Florida	9-0	2006
Northeastern	1-0	2003
Northwestern	1-2	1968
Northwestern State	1-0	2013
Ohio	2-1	1926
Ohio State	5-8	1981
Oklahoma	2-1	1995
Oklahoma State	3-0	1993
Oral Roberts	1-0	2021
Oregon	1-0	2007
Penn	2-2	1974
Penn State	1-2	1965
Pittsburgh	3-4	1948
Prairie View A&M	1-0	2006
Presbyterian	1-0	2009
Providence	5-0	1978
Purdue	2-4	1980
Radford	1-0	2010
Rhode Island	1-0	2011
Rice	2-1	1960
Richmond	3-2	1922
Rider	1-0	2011
Robert Morris	1-0	1996
Rutgers	4-2	1972
St. Bonaventure	3-0	1977

St. Joseph's	3-1	1956
St. Peter's	1-0	2005
Sam Houston State	2-0	2003
Samford	2-0	1970
San Diego State	1-1	1985
San Jose State	0-1	1974
Savannah State	3-0	2006
Seton Hall	2-1	1939
Siena	1-0	1988
South Alabama	2-2	1984
South Carolina	46-28	1926
Southeastern Louisiana	1-0	2012
Southern U.	2-0	2006
Southern Methodist (SMU)	1-2	1960
Southern Miss	1-0	1986
Southern Utah	1-0	2008
Stanford	2-4	1974
Stetson	53-14	1919
Syracuse	1-3	1987
Temple	2-4	1969
Tennessee	58-79	1926
Tennessee-Chattanooga	1-0	2006
Tennessee Tech	1-0	2007
Texas	3-4	1964
Texas A&M	9-4	1992
Texas Christian (TCU)	2-1	1974
Texas Southern	1-0	2014
Texas Tech	2-1	1960
Toledo	1-0	2008
Towson	2-0	1988
Troy	1-0	2009
Tulane	12-11	1948
Tulsa	0-2	1962
UAB	3-1	1997
UCF	10-1	1984
UCLA	4-0	2006
UC Santa Barbara	1-0	2011
UNC Wilmington	3-0	1978
USF	18-5	1971
Utah	1-1	1988
Utah State	1-1	1999
Vanderbilt	71-71	1931
Vermont	3-0	1977
Villanova	2-2	1993
Virginia	2-1	1992
VMI	3-1	1921
Virginia Tech	5-5	1961
Wake Forest	7-5	1936
Washington	2-1	1965
Weber State	1-0	1999
West Virginia	7-3	1963
Western Carolina	1-0	1986
Western Kentucky	2-0	2001
Wichita State	2-0	1991
William & Mary	1-0	2014
Winthrop	1-0	2008
Wisconsin	3-2	1967
Wisconsin-Milwaukee	1-0	2006
Wofford	6-0	1921
Wright State	1-0	2011
Wyoming	0-1	1986
Xavier	2-2	1959
Yale	3-0	2011

* Duke record includes 1-1 mark vs. Trinity College
 § Georgia Southern includes 1-2 record vs. Georgia State Teachers

Other Opponents

Alaska-Anchorage	3-0	1982
Albany YMCA	3-2	1922
Atwater Kent	2-0	1931
Augusta College	1-0	1990
Banana River NAS	2-0	1946
Biscayne/St. Thomas	6-0	1979
Camp Benning	1-1	1921
Camp Blanding	2-3	1945
Camp Blanding 120th Inf.	1-0	1943
Catholic Club	1-0	1919
Cedar Key AAF	1-0	1944
Central Missouri State	1-0	1973
Cincinnati YMCA	0-6	1926
Cohen Brothers	2-0	1930
Columbia College	2-0	1916
Coral Gables	0-3	1924
Davis-Elkins	0-2	1926
Daytona Beach All-Stars	1-0	1947
Denison	0-1	1926
Erskine	1-0	1958
Field Artillery 197th	1-0	1943
305th Fighter Squadron	1-0	1943
Florida Southern	27-6	1923
Ft. Benning	0-2	1924
Ft. Benning Parachute	0-1	1943
Ft. McPherson	1-0	1926
Goodyear Tire	0-1	1926
Green Cove	0-2	1946
Havana	1-1	1926
House of David	1-0	1934
Illinois Wesleyan	2-0	1976
Jacksonville Cavs	1-0	1946
Jacksonville NAS	5-7	1938
Jax. Seminole Canoe Club	4-3	1924
Jacksonville YMCA	3-2	1915
Kewatin (St. Augustine)	0-1	1916
Lawrence Tech	1-0	1949
Lee Field	0-1	1945
Lynchburg	0-1	1922
Macon YMCA	0-3	1919
Marine Maritime Academy	1-0	1945
Masked Marvels	1-0	1926
Miami YMCA	0-1	1923
Missouri Western	2-0	1975
Muhlenberg	1-0	1956
Naval Air Gunnery	1-0	1943
Naval Inshore Patrol	1-0	1943
Northwest Missouri State	1-0	1974
O.C.S.	1-0	1943
Oglethorpe	1-1	1927
Olson Swedes	0-1	1928
Orlando AFB	2-0	1946
Paris Island Marines	1-0	1927
Pinellas AAF	0-1	1944
Puerto Rico	1-0	1996
Ralph's Dry Cleaners	2-0	1926
Rollins	17-0	1922
Roosevelt	1-0	1975
St. Augustine YMCA	1-0	1916
St. Francis (Pa.)	1-0	1994
St. Leo	2-0	1983
Savannah YMCA	2-2	1919
Scranton	0-1	1939
Sears	1-0	1932
Sewanee	3-1	1938
South J'ville Greenbacks	2-2	1923
Spring Hill	1-1	1946
Tampa	20-4	1937
Union (Ky.) College	1-0	1941
Valdosta State	1-0	1972
Washington College	0-1	1939
Waycross	1-0	1932
Waycross NAS	1-0	1945
Welch Army Hospital	0-3	1945
Wilmington (Oh.) College	0-1	1926
305th Fighter Squadron	1-0	1-0



ALL-TIME SERIES SCORES

Air Force (2-0)

Dec. 27, 1963	GBT	W	74-68
Dec. 29, 2012	N	W	78-61

Alabama (70-76)

Jan. 17, 1927	A	L	44-49
Feb. 18, 1928	A	L	31-36
Feb. 20, 1928	A	W	29-21
Feb. 11, 1929	H	W	22-21
Feb. 12, 1929	H	W	34-23
Feb. 15, 1929	A	L	28-58
Feb. 16, 1929	A	L	33-47
Jan. 15, 1932	A	L	19-32
Jan. 16, 1932	A	L	11-26
Feb. 26, 1934	SEC	L	25-41
Feb. 7, 1935	A	L	25-27
Dec. 14, 1939	H	L	45-48
Dec. 15, 1939	H	L	38-47
Dec. 16, 1940	A	W	36-28
Dec. 17, 1940	A	L	22-28
Dec. 15, 1941	H	L	30-37
Dec. 16, 1941	H	L	28-33
Dec. 11, 1942	A	L	30-39
Dec. 12, 1942	A	L	26-32
Dec. 15, 1946	A	L	18-45
Jan. 7, 1950	H	L	48-51
Jan. 20, 1951	H	W	59-55
Feb. 24, 1951	A	L	61-79
Jan. 5, 1952	H	W	55-53
Feb. 4, 1952	A	L	59-67
Jan. 5, 1953	H	W	69-64
Feb. 6, 1953	A	W	61-60
Feb. 1, 1954	H	L	71-80
Feb. 15, 1954	A	L	58-85
Jan. 31, 1955	A	W	76-74
Feb. 14, 1955	H	L	80-89
Feb. 13, 1956	A	L	74-108
March 5, 1956	H	L	75-82
Jan. 26, 1957	A	W	93-71
Feb. 11, 1957	H	L	65-66
Jan. 13, 1958	H	W	66-62
Feb. 10, 1958	A	L	55-62
Jan. 12, 1959	H	L	77-82
Feb. 7, 1959	A	L	59-67
Jan. 11, 1960	H	W	89-76
Feb. 6, 1960	A	L	56-67
Jan. 30, 1961	H	W	52-50
Feb. 11, 1961	A	L	56-64
Jan. 15, 1962	H	W	74-53
Feb. 10, 1962	A	W	69-62
Jan. 14, 1963	H	W	69-67 OT
Feb. 9, 1963	A	L	74-75
Jan. 27, 1964	H	W	86-60
Feb. 8, 1964	A	W	97-91
Jan. 25, 1965	A	W	67-51
Jan. 3, 1966	H	W	56-53
Jan. 28, 1967	A	W	86-74
Feb. 6, 1967	H	W	82-50
Jan. 27, 1968	H	W	88-75
Feb. 5, 1968	A	W	64-59
Dec. 16, 1968	A	W	56-45
March 8, 1969	H	W	73-60
Jan. 7, 1970	H	W	79-70
March 7, 1970	A	L	78-89
Jan. 6, 1971	A	L	63-70
March 6, 1971	H	W	79-66
Jan. 3, 1972	H	W	79-77
March 11, 1972	A	L	82-86
Jan. 3, 1973	A	L	56-69
Jan. 24, 1973	H	L	74-82
Jan. 28, 1974	A	L	79-98
March 2, 1974	H	W	64-61
Jan. 27, 1975	H	L	67-73
March 1, 1975	A	L	75-100
Jan. 12, 1976	H	W	71-70

Feb. 9, 1976	A	L	73-79
Jan. 5, 1977	H	L	71-83
March 7, 1977	A	L	70-83
Jan. 30, 1978	H	W	84-73
Feb. 27, 1978	A	L	70-81
Jan. 22, 1979	H	L	66-77
Feb. 19, 1979	A	L	76-90
Feb. 28, 1979	N	L	64-81
Jan. 19, 1980	H	L	73-84
Feb. 16, 1980	A	L	62-80
Jan. 24, 1981	H	W	97-91
Feb. 21, 1981	A	L	43-62
Jan. 23, 1982	A	L	71-82
Feb. 20, 1982	H	L	69-70
Jan. 3, 1983	H	W	89-85
March 3, 1983	A	L	99-106 2OT
Jan. 2, 1984	A	L	61-63
March 1, 1984	H	W	81-62
Jan. 26, 1985	H	W	86-77
March 26, 1985	A	L	66-81
Jan. 25, 1986	A	L	64-67
Feb. 26, 1986	H	W	77-65
Jan. 28, 1987	H	W	90-80 OT
Feb. 28, 1987	A	L	85-86 OT
Feb. 3, 1988	A	W	74-64
March 5, 1988	H	W	52-45
Feb. 1, 1989	H	W	85-76
March 4, 1989	A	L	63-83
March 12, 1989	SEC	L	60-72
Jan. 30, 1990	A	L	44-57
March 3, 1990	H	L	54-63
Jan. 9, 1991	A	L	64-72
Feb. 9, 1991	H	L	80-88
March 8 1991	SEC	L	65-71
Feb. 1, 1992	A	L	56-68
March 13, 1992	SEC	L	60-62
Feb. 3, 1993	H	W	69-59
Jan. 22, 1994	A	L	61-69
March 12, 1994	SEC	W	68-52
Feb. 25, 1995	H	L	66-69
Jan. 31, 1996	A	L	65-68
Jan. 18, 1997	H	W	85-66
March 6, 1997	SEC	L	66-80
Feb. 14, 1998	A	L	66-80
Jan. 27, 1999	H	W	72-68
Jan. 22, 2000	A	W	77-73
Feb. 24, 2001	H	W	89-68
March 9, 2001	SEC	W	69-61
Feb. 23, 2002	A	L	74-75
Feb. 8, 2003	H	W	75-56
Jan. 27, 2004	A	W	88-78
March 12, 2004	SEC	W	75-73 OT
Feb. 5, 2005	H	W	85-54
March 12, 2005	SEC	W	68-62
Feb. 26, 2006	A	L	77-82
Feb. 14, 2007	H	W	76-67
Jan. 8, 2008	A	W	90-83
March 13, 2008	SEC	L	69-80
Feb. 18, 2009	H	W	83-74
Feb. 4, 2010	A	W	66-65
March 1, 2011	H	W	78-51
Feb. 14, 2012	A	W	61-52
March 9, 2012	SEC	W	66-63
March 2, 2013	H	W	64-52
March 16, 2013	SEC	W	61-51
Jan. 23, 2014	A	W	68-62
Feb. 8, 2014	H	W	78-69
Jan. 27, 2015	A	W	52-50
March 12, 2015	SEC	W	69-61
Feb. 13, 2016	H	L	55-61
Jan. 10, 2017	A	W	80-67
Feb. 3, 2018	H	L	50-68
Feb. 27, 2018	A	W	73-52
Feb. 16, 2019	A	W	71-53
Jan. 4, 2020	H	W	104-98 2OT
Jan. 5, 2021	A	L	71-86

Alabama State (2-0)

Nov. 28, 2005	H	W	87-60
Nov. 11, 2012	H	W	84-35

Albany (2-0)

Nov. 10, 2005	H	W	83-64
March 20, 2014	NCAA	W	67-55

American University (3-0)

Dec. 23, 2000	H	W	76-33
Dec. 28, 2009	H	W	76-60
Dec. 5, 2010	N	W	67-48

Arizona (2-2)

Nov. 9, 2001	N	L	71-75
Nov. 28, 2003	N	W	78-77
Dec. 7, 2011	H	W	78-72 OT
Dec. 15, 2012	A	L	64-65

Arizona State (2-0)

Dec. 29, 1984	N	W	87-73
March 25, 2008	A	W	70-57

Arkansas (26-13)

Jan. 22, 1992	A	L	62-75
Feb. 6, 1993	H	L	66-74
Feb. 12, 1994	A	L	87-99
Feb. 28, 1995	H	L	85-94
Jan. 3, 1996	A	L	60-75
Jan. 5, 1997	H	W	75-62
Jan. 14, 1998	A	L	84-89
Feb. 16, 1999	H	W	74-61
March 5, 1999	SEC	L	74-75
Feb. 15, 2000	A	W	80-71
Feb. 10, 2001	H	W	73-63
Jan. 26, 2002	A	L	92-94 OT
Feb. 1, 2003	H	W	77-66
Feb. 28, 2004	A	W	73-68
Jan. 8, 2005	H	W	82-74
Feb. 18, 2006	A	L	81-85 OT
March 10, 2006	SEC	W	74-71
Jan. 9, 2007	H	W	79-72
March 11, 2007	N	W	77-56
Feb. 2, 2008	A	L	61-80
Jan. 17, 2009	H	W	80-65
March 12, 2009	SEC	W	73-58
Jan. 21, 2010	A	W	71-66
Jan. 22, 2011	H	W	75-43
Feb. 18, 2012	A	W	98-68
Feb. 5, 2013	A	L	69-80
Feb. 23, 2013	H	W	71-54
Jan. 11, 2014	A	W	84-82 OT
Jan. 31, 2015	H	W	57-56
Feb. 3, 2016	H	W	87-83
March 10, 2016	SEC	W	68-61
Dec. 29, 2016	A	W	81-72
March 1, 2017	H	W	78-65
Jan. 17, 2018	H	W	88-73
March 9, 2018	SEC	L	72-80
Jan. 9, 2019	A	W	57-51
March 14, 2019	SEC	W	66-50
Feb. 18, 2020	H	W	73-59
Feb. 16, 2021	A	L	64-75

Arkansas-Little Rock (2-0)

Nov. 16, 2013	H	W	86-56
Dec. 21, 2016	H	W	94-71

Army (2-0)

Dec. 18, 1972	MSG	W	80-71
Dec. 2, 2020	N	W	76-69

Auburn (81-89)

Jan. 15, 1927	A	L	34-51
Feb. 9, 1927	H	L	28-40
Jan. 13, 1928	H	L	23-39
Jan. 14, 1928	H	L	33-43
Feb. 21, 1928	A	L	28-50
Feb. 22, 1928	A	L	29-38
Jan. 25, 1929	H	W	44-34
Jan. 26, 1929	H	L	32-39
Feb. 18, 1929	A	W	46-29
Feb. 19, 1929	A	L	26-51
Jan. 22, 1932	H	L	26-43
Jan. 23, 1932	H	L	21-28
Feb. 17, 1933	A	L	30-32
Feb. 18, 1933	A	L	11-16
Feb. 16, 1934	H	W	39-21
Feb. 17, 1934	H	L	21-23
Feb. 8, 1935	A	W	35-25
Feb. 9, 1935	A	L	34-39
Feb. 21, 1936	H	L	16-32
Feb. 22, 1936	H	W	20-13
Feb. 12, 1937	A	L	34-35
Feb. 13, 1937	A	L	40-51
Feb. 25, 1938	H	W	43-34
Feb. 26, 1938	H	W	51-35
Feb. 24, 1939	A	L	38-40
Feb. 25, 1939	A	W	31-25
Feb. 24, 1940	A	W	42-37
Feb. 19, 1942	H	L	23-47
Feb. 20, 1942	H	L	36-38
Feb. 12, 1945	A	W	58-33
Feb. 13, 1945	A	L	40-42
Feb. 19, 1945	H	L	41-43
Feb. 20, 1945	H	W	62-48
Jan. 29, 1946	A	L	36-49
Jan. 30, 1946	A	L	40-51
Feb. 8, 1946	H	L	53-60
Feb. 9, 1946	H	W	53-34
Jan. 17, 1947	H	W	48-32
Jan. 18, 1947	H	W	39-28
Feb. 7, 1947	A	W	48-42
Feb. 8, 1947	A	L	30-36
Dec. 12, 1947	H	L	41-43
Dec. 13, 1947	H	W	47-39
Feb. 6, 1948	A	L	50-53
Feb. 7, 1948	A	W	39-37
Jan. 8, 1949	H	W	61-45
Jan. 17, 1949	A	L	43-44
Jan. 14, 1950	A	L	46-72
Feb. 20, 1950	H	W	43-41
Feb. 17, 1951	H	W	82-61
Feb. 23, 1951	A	L	77-83 OT
Jan. 3, 1952	H	W	64-63
Feb. 8, 1952	A	L	52-61
Feb. 4, 1953	A	W	66-62
Feb. 21, 1953	H	W	71-67
Jan. 29, 1954	H	L	76-83
Feb. 13, 1954	A	L	65-85
Jan. 29, 1955	A	L	69-91
Feb. 12, 1955	H	L	66-70
Jan. 2, 1956	A	L	77-89
Feb. 11, 1956	H	L	73-77
Jan. 28, 1957	A	L	61-76
Feb. 9, 1957	H	L	70-73
Jan. 11, 1958	H	W	90-76
Feb. 8, 1958	A	L	69-76
Jan. 10, 1959	H	L	54-63
Feb. 9,			



ALL-TIME SERIES SCORES

Jan. 11, 1964	H	W	63-46
Feb. 10, 1964	A	L	58-79
Jan. 9, 1965	A	L	63-74
Feb. 8, 1965	H	L	79-83
Jan. 24, 1966	A	W	68-64
Feb. 9, 1966	H	L	66-86
Jan. 30, 1967	A	L	61-87
Feb. 18, 1967	H	W	79-59
Jan. 29, 1968	H	W	65-60
Feb. 17, 1968	A	L	65-73
Jan. 4, 1969	H	W	68-59
Feb. 8, 1969	A	L	80-81 OT
Jan. 3, 1970	A	L	75-91
Feb. 7, 1970	H	W	70-68
Jan. 2, 1971	H	W	66-60
Feb. 6, 1971	A	L	70-85
Jan. 8, 1972	A	L	74-79
Feb. 12, 1972	H	L	100-103
Jan. 6, 1973	H	W	65-55
Feb. 10, 1973	A	W	76-74 OT
Jan. 14, 1974	A	W	92-81
Feb. 16, 1974	H	W	85-77
Jan. 13, 1975	H	L	68-84
Feb. 15, 1975	A	L	75-76
Jan. 31, 1976	H	L	86-92
Feb. 28, 1976	A	L	80-89
Jan. 22, 1977	A	W	77-73
Feb. 19, 1977	H	W	79-68
Jan. 14, 1978	H	L	72-81
Feb. 11, 1978	A	L	84-92
Jan. 6, 1979	A	L	86-91
Feb. 3, 1979	H	L	92-93 OT
Jan. 5, 1980	H	W	70-60
Feb. 2, 1980	A	L	62-82
Jan. 10, 1981	H	W	63-59
Feb. 7, 1981	A	W	55-50
March 4, 1981	SEC	W	50-48 OT
Jan. 9, 1982	A	L	60-80
Feb. 6, 1982	H	W	69-66
Jan. 8, 1983	H	W	92-75
Feb. 5, 1983	A	L	54-62
Jan. 7, 1984	A	L	66-82
Feb. 5, 1984	H	L	64-67
Jan. 5, 1985	A	L	70-84
Feb. 6, 1985	H	L	78-81 OT
March 8, 1985	SEC	L	42-43
Jan. 4, 1986	H	W	62-59
Feb. 6, 1986	A	L	65-67
Jan. 31, 1987	A	L	68-81
Feb. 9, 1987	H	L	70-84
Jan. 6, 1988	A	L	67-72
Feb. 6, 1988	H	L	57-58
Jan. 14, 1989	A	W	79-75
Feb. 15, 1989	H	W	90-79
Jan. 13, 1990	H	W	84-62
Feb. 14, 1990	A	L	55-75
Jan. 5, 1991	H	W	84-82
Feb. 6, 1991	A	W	87-84 OT
Feb. 19, 1992	H	W	92-81
Jan. 6, 1993	A	W	76-73
Feb. 2, 1994	H	W	68-67
Jan. 25, 1995	A	L	71-77
Feb. 10, 1996	H	L	70-73
Jan. 11, 1997	A	L	65-79
Feb. 11, 1998	H	W	81-64
March 5, 1998	SEC	W	68-64
Jan. 16, 1999	A	L	69-88
Feb. 27, 2000	H	W	88-59
March 10, 2000	N	L	70-78
Jan. 24, 2001	A	W	65-63
Feb. 20, 2002	H	W	89-61
March 7, 2002	SEC	W	81-63
March 1, 2003	A	W	73-70
Jan. 24, 2004	H	W	68-52
Jan. 12, 2005	A	W	84-78 OT
Jan. 14, 2006	H	W	69-57

Jan. 27, 2007	A	W	91-66
Jan. 12, 2008	H	W	72-56
Jan. 14, 2009	A	W	68-65
March 13, 2009	SEC	L	58-61
Feb. 18, 2010	H	W	78-70
March 11, 2010	SEC	W	78-69
Jan. 20, 2011	A	W	45-40
Feb. 21, 2012	H	W	63-47
Feb. 16, 2013	A	W	83-52
Jan. 18, 2014	A	W	68-61
Feb. 19, 2014	H	W	71-66
Jan. 15, 2015	H	W	75-55
Jan. 23, 2016	H	W	95-63
Feb. 14, 2017	A	W	114-95
Feb. 24, 2018	H	W	72-66
Feb. 5, 2019	A	L	62-76
March 16, 2019	SEC	L	62-65
Jan. 18, 2020	H	W	69-47
Feb. 23, 2021	A	W	74-57

Austin Peay (1-0)

Dec. 29, 1992	N	W	86-62
---------------	---	---	-------

Baylor (1-2)

Dec. 30, 1981	N	L	71-72
Jan. 27, 2018	H	W	81-60
Jan. 25, 2020	H	L	61-72

Belmont (2-0)

Dec. 30, 2001	H	W	107-55
Nov. 21, 2016	N	W	78-61

Bethune-Cookman (6-0)

Nov. 25, 1996	H	W	68-59
Nov. 23, 1998	H	W	91-61
Dec. 11, 1999	H	W	93-77
Dec. 19, 2000	H	W	106-64
Dec. 28, 2002	H	W	99-64
Dec. 9, 2005	H	W	88-58

Boston College (3-0)

March 27, 1994	NCAA	W	74-66
Nov. 29, 1994	N	W	91-65
Dec. 3, 2020	N	W	90-70

Bradley (1-0)

Nov. 16, 2008	H	W	81-58
---------------	---	---	-------

Brigham Young (1-3)

Dec. 29, 1959	N	L	65-74
Dec. 30, 1991	N	L	73-79
March 18, 2010	NCAA	L	92-99 2OT
March 24, 2011	NCAA	W	83-74 OT

Brown (1-0)

Dec. 3, 1977	N	W	92-76
--------------	---	---	-------

Bucknell (1-0)

Dec. 31, 1968	H	W	74-70
---------------	---	---	-------

Butler (3-3)

March 17, 2000	NCAA	W	69-68 OT
March 23, 2007	NCAA	W	65-57
March 26, 2011	NCAA	L	71-74 OT
Nov. 23, 2018	N	L	54-61
Dec. 29, 2018	H	W	77-43
Dec. 7, 2019	A	L	62-76

California (0-2)

Dec. 27, 1986	N	L	80-83
Nov. 25, 1988	N	L	58-73

Charleston Southern (6-0)

Dec. 4, 1991	H	W	57-52
Nov. 24, 1995	H	W	83-65
Dec. 5, 1998	H	W	80-67
Dec. 23, 2002	H	W	74-62
Dec. 19, 2007	H	W	89-64
Nov. 9, 2018	H	W	76-46

Charlotte (4-2)

Dec. 7, 1974	H	W	89-78
Dec. 6, 1975	A	L	64-73
Dec. 7, 1990	N	L	92-94
Dec. 20, 1992	N	W	70-69
Dec. 15, 2001	N	W	73-52
Dec. 17, 2016	N	W	87-46

Chicago State (1-0)

Feb. 29, 1972	H	W	120-69
---------------	---	---	--------

Cincinnati (1-0)

Dec. 9, 2017	N	W	66-60
--------------	---	---	-------

The Citadel (1-0)

Jan. 28, 1963	H	W	83-75
---------------	---	---	-------

Clemson (9-10)

Feb. 16, 1927	A	L	17-33
Feb. 8, 1928	A	L	29-32
Feb. 9, 1928	A	L	25-26
Jan. 11, 1929	H	L	23-36
Jan. 12, 1929	H	L	21-31
Feb. 12, 1930	A	L	28-33
Feb. 13, 1930	A	L	20-47
Feb. 5, 1932	H	W	36-25
Feb. 6, 1932	H	W	36-33
Jan. 13, 1933	A	W	34-28
Jan. 14, 1933	A	W	37-33
Feb. 9, 1934	A	W	36-31
Feb. 10, 1934	A	L	26-31
Jan. 4, 1937	H	W	52-36
Jan. 5, 1937	H	L	30-31
Dec. 27, 1951	N	W	73-62
Dec. 28, 1956	N	W	105-71
Dec. 30, 1957	N	W	76-64
Dec. 9, 2017	N	L	69-71

Coastal Carolina (3-0)

Nov. 29, 1997	H	W	62-44
Nov. 30, 1998	H	W	110-68
Nov. 24, 2002	H	W	88-45

Colorado State (0-1)

March 17, 1989	NCAA	L	46-68
----------------	------	---	-------

Columbia University (1-0)

Dec. 28, 1971	N	W	87-47
---------------	---	---	-------

Connecticut (1-4)

March 25, 1994	NCAA	W	69-60 OT
Dec. 2, 2013	A	L	64-65
April 5, 2014	NCAA	L	53-63
Jan. 3, 2015	H	L	59-63
Nov. 17, 2019	A	L	59-62

Creighton (1-2)

Nov. 29, 1996	N	L	73-74
March 15, 2002	NCAA	L	82-83 2OT
March 21, 2008	H	W	82-54

Davidson (0-2)

Feb. 10, 1921	A	L	26-45
1923-24	A	L	22-24

Dayton (1-0)

March 29, 2014	NCAA	W	62-52
----------------	------	---	-------

Delaware (0-1)

Dec. 1, 1996	N	L	78-88
--------------	---	---	-------

DePaul (2-1)

Dec. 29, 1965	N	W	72-64
Jan. 26, 2000	N	L	69-71
Dec. 2, 2000	H	W	83-76

Duke (4-14)

*Feb. 8, 1921	A	L	21-49
*Feb. 20, 1922	H	W	33-26 OT
Feb. 26, 1932	SC	L	22-33
Dec. 18, 1934	H	L	27-55
Dec. 19, 1934	H	W	40-21
Feb. 14, 1936	A	L	31-42
Dec. 16, 1937	H	L	25-33
Dec. 17, 1937	H	L	33-37
Dec. 17, 1946	A	L	37-44
Dec. 21, 1960	A	L	64-83
Dec. 1, 1961	A	L	58-80
Dec. 27, 1973	N	W	77-60
Dec. 29, 1987	N	L	70-93
April 2, 1994	NCAA	L	65-70
Dec. 9, 1998	A	L	86-116
March 24, 2000	NCAA	W	87-78
Dec. 6, 2016	N	L	74-84
Nov. 26, 2017	N	L	84-87

*Formerly known as Trinity

Duquesne (2-0)

Dec. 7, 1996	A	W	95-85
Dec. 3, 1997	H	W	99-66

East Tennessee State (5-0)

Dec. 2, 1969	N	W	68-49
Dec. 2, 1975	H	W	74-61
Dec. 4, 1976	A	W	62-59
Dec. 30, 1980	H	W	72-52
March 16, 2017	NCAA	W	80-65

Eastern Illinois (1-0)

Nov. 21, 2002	H	W	99-65
---------------	---	---	-------

Eastern Kentucky (2-0)

Dec. 27, 2003	H	W	109-63
Dec. 22, 2004	H	W	98-49

Evansville (1-1)

Dec. 30, 1955	N	L	69-85
Dec. 30, 1993	N	W	66-63

Fairfield (1-0)

Dec. 15, 1978	N	W	109-99 3OT
---------------	---	---	------------

Florida A&M (11-0)

Nov. 23, 1991	H	W	76-66
Dec. 4, 1999	H	W	96-44
Dec. 10, 2000	H	W	125-50
Dec. 30, 2002	H	W	91-58
Dec. 2, 2003	H	W	102-78
Nov. 30, 2004	H	W	88-51
Dec. 30, 2005	H	W	84-47
Dec. 17, 2006	N	W	72-57
Dec. 5, 2007	H	W	91-52
Dec. 2, 2008	H	W	73-58
Dec. 1, 2009	H	W	



ALL-TIME SERIES SCORES

Florida Atlantic (3-0)

Nov. 27, 2000	H	W	100-42
Nov. 23, 2004	H	W	90-45
Nov. 23, 2010	H	W	79-66

Florida Gulf Coast (5-0)

Dec. 10, 2008	H	W	94-60
March 29, 2013	NCAA	W	62-50
Nov. 27, 2015	H	W	70-50
Nov. 11, 2016	N	W	80-59
Dec. 22, 2018	N	W	77-56

Florida International (2-0)

Dec. 21, 1991	A	W	69-44
Nov. 26, 1994	H	W	86-66

Florida State (43-29)

Dec. 29, 1951	GB	W	61-51
Dec. 28, 1954	GB	W	82-79
Dec. 10, 1956	H	W	67-65
Dec. 11, 1957	A	W	71-70
Dec. 13, 1958	A	L	60-82
Dec. 5, 1959	H	W	81-71
Dec. 14, 1960	A	W	74-67
Feb. 22, 1961	H	W	75-74
Dec. 7, 1961	H	L	71-85
Feb. 21, 1962	A	L	56-79
Dec. 6, 1962	A	W	80-59
Jan. 23, 1963	H	W	90-86
Dec. 3, 1963	A	W	78-55
Jan. 22, 1964	H	W	52-50
Dec. 9, 1964	A	L	50-51
Feb. 23, 1965	H	W	77-65
Dec. 8, 1965	H	W	75-62
Jan. 18, 1966	A	W	74-65
Dec. 7, 1966	H	W	50-30
Feb. 22, 1967	A	W	90-75
Dec. 7, 1967	A	W	95-87
Feb. 21, 1968	H	W	89-62
Dec. 30, 1969	GB	L	63-88
Dec. 9, 1978	H	L	61-68
Dec. 8, 1979	N	L	70-87
Dec. 13, 1980	A	W	81-74
Jan. 26, 1981	H	L	71-82
Dec. 12, 1981	N	W	81-65
Jan. 11, 1982	A	L	67-82
Dec. 19, 1982	A	W	84-63
Dec. 2, 1983	H	L	60-67
Dec. 23, 1983	A	L	64-87
Nov. 30, 1984	A	W	68-65
Feb. 4, 1985	H	W	86-79
Nov. 29, 1985	H	W	85-66
Nov. 28, 1986	A	L	76-80
Dec. 12, 1987	H	W	71-48
Dec. 3, 1988	A	L	86-104
Dec. 1, 1989	H	W	82-69
Nov. 30, 1990	A	W	85-68
Jan. 27, 1992	H	L	67-68
Jan. 2, 1993	A	W	89-86
Dec. 18, 1993	N	L	59-69
Feb. 21, 1994	H	W	72-61
Dec. 17, 1994	N	W	71-65
Feb. 20, 1995	A	W	75-62
Dec. 16, 1995	N	L	52-74
Dec. 21, 1996	N	L	65-79
Dec. 14, 1997	N	L	81-83
Nov. 20, 1998	A	W	82-66
Nov. 19, 1999	H	W	96-61
Nov. 17, 2000	A	W	85-70
Nov. 16, 2001	H	W	68-47
Dec. 6, 2002	A	W	58-57
Jan. 3, 2004	H	W	87-73
Jan. 2, 2005	A	L	69-82
Nov. 25, 2005	H	W	74-66
Dec. 3, 2006	A	L	66-70

Nov. 23, 2007	H	L	51-65
Dec. 7, 2008	A	L	55-57
Nov. 24, 2009	H	W	68-52
Nov. 28, 2010	A	W	55-51
Dec. 22, 2011	H	W	82-64
Dec. 5, 2012	A	W	72-47
Nov. 29, 2013	H	W	67-66
Dec. 30, 2014	A	L	63-65
Dec. 29, 2015	H	L	71-73
Dec. 11, 2016	A	L	78-83
Dec. 4, 2017	H	L	66-83
Nov. 6, 2018	A	L	60-81
Nov. 10, 2019	H	L	51-63
Dec. 12, 2020	A	L	71-83

Fordham (1-2)

Dec. 23, 1970	H	L	65-72
Dec. 9, 1972	A	L	69-78
Dec. 29, 1988	N	W	59-52

Fresno State (1-0)

Dec. 21, 2013	N	W	66-49
---------------	---	---	-------

Furman (3-4)

Feb. 12, 1921	A	W	37-25
Feb. 19, 1927	A	L	21-56
Feb. 10, 1928	A	L	21-44
Feb. 9, 1931	A	L	21-51
Jan. 18, 1969	H	W	110-65
Dec. 17, 1974	A	L	65-86
Nov. 29, 1975	H	W	87-69

Gardner-Webb (1-0)

Nov. 13, 2017	H	W	116-74
---------------	---	---	--------

George Mason (1-0)

April 1, 2006	NCAA	W	73-58
---------------	------	---	-------

George Washington (2-2)

Dec. 30, 1939	A	L	36-49
Dec. 22, 1977	N	W	70-63
Dec. 2, 1995	N	W	75-66
March 23, 2016	A	L	77-82

Georgetown (2-3)

Feb. 10, 1990	A	L	40-56
March 11, 1998	H	L	69-71
Nov. 24, 1999	N	W	72-62
March 24, 2006	NCAA	W	57-53
Nov. 26, 2014	N	L	65-66

Georgia (118-103)

1923-24	A	L	24-45
Feb. 10, 1926	A	L	27-55
1926-27	A	W	33-32
Jan. 6, 1928	H	L	35-37
Jan. 7, 1928	H	L	30-40
Jan. 4, 1929	A	L	32-48
Jan. 5, 1929	A	L	26-45
Jan. 11, 1930	H	L	34-35
Jan. 9, 1931	H	L	29-32
Jan. 10, 1931	H	L	29-49
Feb. 6, 1931	A	L	23-38
Feb. 7, 1931	A	L	32-33
Feb. 12, 1932	H	L	33-38
Feb. 13, 1932	H	W	47-27
Feb. 18, 1932	A	L	20-36
Feb. 19, 1932	A	L	20-39
Jan. 11, 1933	A	L	34-37
Jan. 12, 1933	A	W	33-32
Jan. 20, 1933	H	W	25-22
Jan. 21, 1933	H	W	40-39
Jan. 10, 1934	A	W	46-20
Jan. 11, 1934	A	L	24-32

Feb. 2, 1934	H	W	37-35
Feb. 3, 1934	H	W	47-27
Jan. 10, 1935	A	W	29-27
Jan. 11, 1935	A	L	30-34
Feb. 15, 1935	H	W	29-25
Feb. 16, 1935	H	W	47-45
Jan. 17, 1936	H	L	28-37
Jan. 18, 1936	H	L	32-43
Feb. 7, 1936	A	L	32-40
Feb. 8, 1936	A	L	22-27
Jan. 15, 1937	H	L	30-31
Jan. 16, 1937	H	W	36-18
Feb. 5, 1937	A	L	19-36
Feb. 6, 1937	A	L	27-28
Jan. 14, 1938	H	L	31-34
Jan. 15, 1938	H	W	38-32
Feb. 4, 1938	A	W	41-35
Feb. 5, 1938	A	L	27-28
Jan. 13, 1939	H	W	26-15
Jan. 14, 1939	H	L	18-35
Feb. 14, 1939	A	L	32-42
Feb. 15, 1939	A	L	18-43
Jan. 12, 1940	H	W	45-36
Jan. 13, 1940	H	W	36-25
Feb. 12, 1940	A	L	37-46
Feb. 13, 1940	A	L	35-54
Jan. 10, 1941	H	W	39-34
Jan. 11, 1941	H	W	44-42
Feb. 10, 1941	A	L	40-46
Feb. 11, 1941	H	W	46-44
Jan. 9, 1942	H	L	33-42
Jan. 10, 1942	H	W	29-28
Feb. 9, 1942	A	L	26-27
Feb. 10, 1942	A	L	27-39
Jan. 13, 1945	H	W	46-28
Feb. 17, 1945	A	W	52-36
Feb. 2, 1946	A	W	67-56
Feb. 18, 1946	H	L	41-44
Jan. 11, 1947	H	W	50-47
Feb. 14, 1947	A	L	43-59
Jan. 23, 1948	H	L	52-55
Jan. 24, 1948	H	W	46-38
Feb. 14, 1948	A	L	44-56
Jan. 21, 1949	H	L	48-59
Feb. 11, 1949	A	L	39-49
Feb. 12, 1949	A	W	55-49
Jan. 20, 1950	H	W	54-49
Jan. 21, 1950	H	L	48-57
Feb. 11, 1950	A	L	52-77
Jan. 12, 1951	A	L	48-64
Feb. 10, 1951	H	L	58-75
Dec. 28, 1951	GB	W	62-47
Jan. 16, 1952	A	W	74-55
Feb. 12, 1952	H	W	74-60
Feb. 16, 1953	A	L	58-61
March 2, 1953	H	W	79-73
Dec. 29, 1953	N	L	72-84
Jan. 2, 1954	H	W	76-64
March 6, 1954	A	W	80-76
Jan. 3, 1955	H	W	81-68
March 4, 1955	A	L	61-69
Jan. 30, 1956	A	L	73-93
March 3, 1956	H	W	82-69
Dec. 31, 1956	H	L	62-69
March 2, 1957	A	W	85-65
Dec. 7, 1957	A	L	60-66
Dec. 31, 1957	GB	W	76-63
March 1, 1958	H	W	90-73
Dec. 3, 1958	H	L	63-66
Dec. 30, 1958	GB	W	98-60
Feb. 28, 1959	A	L	67-85
Dec. 12, 1959	A	L	61-75
Feb. 27, 1960	H	L	73-75
Dec. 30, 1960	GB	W	73-58
Jan. 28, 1961	N	W	90-68
March 4, 1961	A	W	78-74

Dec. 19, 1961	N	L	72-78
March 3, 1962	H	W	105-78
Jan. 19, 1963	H	W	90-58
March 2, 1963	A	L	77-79
Jan. 18, 1964	H	L	57-59
Feb. 29, 1964	A	W	69-64
Feb. 20, 1965	A	W	83-74
March 5, 1965	H	W	90-66
Jan. 22, 1966	A	W	65-52
March 4, 1966	H	W	59-49
Dec. 28, 1966	GB	W	78-64
Jan. 23, 1967	A	W	63-61
March 4, 1967	H	W	96-63
Jan. 22, 1968	H	W	90-63
March 2, 1968	A	L	83-97
Dec. 27, 1968	GB	W	82-77
Feb. 1, 1969	A	W	73-69
March 1, 1969	H	W	96-78
Jan. 31, 1970	H	L	64-68
Feb. 28, 1970	A	L	69-85
Jan. 30, 1971	A	W	88-79
Feb. 27, 1971	H	L	61-62
Feb. 5, 1972	H	L	63-74
March 4, 1972	A	L	72-75
Feb. 3, 1973	A	L	78-81
March 3, 1973	H	W	77-72
Jan. 12, 1974	H	L	71-75
Feb. 11, 1974	A	W	87-74
Jan. 11, 1975	A	W	83-69
Feb. 10, 1975	H	W	66-65
Jan. 19, 1976	A	L	79-87
Feb. 16, 1976	H	W	98-84
Jan. 8, 1977	A	W	101-76
Feb. 5, 1977	H	W	84-71
Jan. 4, 1978	A	L	54-57
March 6, 1978	H	W	86-68
Feb. 7, 1979	A	L	64-76
Feb. 24, 1979	H	L	62-63
Jan. 2, 1980	H	W	67-62
Jan. 30, 1980	A	L	48-76
Jan. 7, 1981	H	L	64-87
Feb. 4, 1981	A	L	74-90
Jan. 6, 1982	H	L	67-73
Feb. 3, 1982	A	L	73-87
Jan. 25, 1983	H	L	79-83
Feb. 21, 1983	A	L	65-80
Jan. 24, 1984	A	W	77-69
Feb. 20, 1984	H	W	70-64
Jan. 16, 1985	H	L	60-71
Feb. 16, 1985	A	L	56-80
Jan. 15, 1986	A	L	69-89
Feb. 15, 1986	H	W	71-70
Jan. 3, 1987	A	W	87-80
Feb. 4, 1987	H	W	66-52
Jan. 9, 1988	H	W	87-70
Feb. 10, 1988	A	L	65-71
March 12, 1988	SEC	L	70-72
Jan. 7, 1989	A	W	80-66
Feb. 8, 1989	H	W	65-60
March 10, 1989	SEC	W	62-61
Jan. 6, 1990	H	W	97-69
Feb. 6, 1990	A	L	65-70
Jan. 12, 1991	A	L	54-79
Feb. 12, 1991	H	W	90-75
Jan. 15, 1992	A	L	63-71
Feb. 29, 1992	H	L	60-69
Jan. 13, 1993	A	W	81-77



ALL-TIME SERIES SCORES

Jan. 10, 1998	H	W	82-77
Feb. 7, 1998	A	L	77-87
Jan. 10, 1999	H	W	72-62
Feb. 13, 1999	A	W	75-64
Feb. 5, 2000	H	W	85-66
Feb. 23, 2000	A	W	90-68
Jan. 17, 2000	H	L	72-75
Feb. 3, 2001	A	W	82-71
Jan. 19, 2002	H	L	79-84
Feb. 12, 2002	A	W	85-70
Jan. 11, 2003	H	W	66-63
March 4, 2003	A	L	81-82
Feb. 17, 2004	A	L	62-76
March 3, 2004	H	W	63-55
Jan. 25, 2005	H	W	70-47
March 2, 2005	A	W	50-38
Jan. 7, 2006	A	W	90-72
March 1, 2006	H	W	77-66
Jan. 6, 2007	H	W	67-51
Feb. 7, 2007	A	W	71-61
March 9, 2007	SEC	W	74-57
Feb. 9, 2008	H	W	77-67
Feb. 27, 2008	A	W	77-64
Jan. 28, 2009	H	W	83-57
Feb. 14, 2009	A	L	86-88
Jan. 27, 2010	H	W	87-71
Feb. 27, 2010	A	L	76-78
Jan. 25, 2011	A	W	104-91 2OT
Feb. 24, 2011	H	W	71-62
Jan. 10, 2012	H	W	70-48
Feb. 25, 2012	A	L	62-76
Jan. 9, 2013	H	W	77-44
Jan. 23, 2013	A	W	64-47
Jan. 14, 2014	H	W	72-50
Jan. 17, 2015	A	L	61-73
Jan. 2, 2016	H	W	77-63
Feb. 16, 2016	A	W	57-53
Jan. 14, 2017	H	W	80-76 OT
Feb. 7, 2017	A	W	72-60
Jan. 30, 2018	A	L	60-72
Feb. 14, 2018	H	L	69-72 OT
Jan. 19, 2019	A	W	62-52
March 2, 2019	H	L	55-61
Feb. 5, 2020	H	W	81-75
March 4, 2020	A	W	68-54
Jan. 23, 2021	A	W	92-84
Feb. 20, 2021	H	W	70-63

Georgia Southern (6-2)

*Feb. 4, 1937	A	L	35-39
*Dec. 30, 1952	N	W	73-61
*Dec. 28, 1953	N	L	86-99
Nov. 16, 1998	H	W	76-62
Dec. 19, 2004	H	W	100-68
Dec. 15, 2007	N	W	52-49
Dec. 22, 2008	H	W	88-81
Nov. 18, 2009	H	W	69-49

*Formerly known as Georgia State Teachers

Georgia Tech (20-26)

Feb. 3, 1923	A	L	20-52
Jan. 7, 1929	A	L	19-36
Jan. 8, 1929	A	L	26-33
Jan. 13, 1931	H	W	39-31
Jan. 20, 1931	A	L	23-32
Feb. 27, 1931	SEC	W	53-48
Jan. 9, 1932	A	L	32-41
Feb. 20, 1932	A	L	23-38
Jan. 4, 1936	N	W	36-25
Feb. 17, 1936	A	L	22-39
Jan. 13, 1937	H	L	25-35
Feb. 15, 1937	A	L	37-43
Feb. 17, 1938	A	L	40-54
Feb. 4, 1939	H	W	33-29
Jan. 15, 1940	A	W	45-40

Feb. 1, 1946	A	L	53-64
Feb. 23, 1946	H	L	50-58
Feb. 13, 1948	H	L	42-65
Feb. 28, 1948	A	L	55-63
Feb. 10, 1949	A	L	49-57
Feb. 26, 1949	H	L	56-66
Feb. 10, 1950	A	L	38-69
Feb. 25, 1950	H	W	59-41
Jan. 13, 1951	A	W	56-54
Feb. 16, 1952	H	W	81-73
Dec. 29, 1952	N	W	68-60
Feb. 14, 1953	A	W	76-65
Dec. 30, 1953	N	W	63-59
March 1, 1954	H	W	77-59
Feb. 28, 1955	A	L	68-88
Feb. 27, 1956	H	W	66-48
Feb. 25, 1957	A	L	57-64
Feb. 24, 1958	H	L	61-62
Feb. 23, 1959	A	L	72-76
Feb. 22, 1960	H	L	55-69 OT
Feb. 27, 1961	A	L	50-52
Feb. 26, 1962	H	W	82-75 OT
Dec. 28, 1962	N	L	61-63
Feb. 25, 1963	A	L	69-89
Feb. 24, 1964	H	W	92-73
Dec. 28, 1970	N	L	58-69
Dec. 16, 1972	H	W	78-69
Feb. 5, 1973	A	W	87-85 OT
Jan. 2, 1974	A	W	70-68
Jan. 2, 1975	H	W	90-69
Nov. 23, 1987	H	W	80-69

Gonzaga (2-2)

March 18, 1999	NCAA	L	72-73
Dec. 16, 2000	N	W	85-71
Nov. 25, 2016	N	L	72-77
Nov. 24, 2017	N	W	111-105 2OT

Harvard (1-0)

Dec. 23, 1969	H	W	95-75
---------------	---	---	-------

Hawaii (1-0)

Dec. 29, 1986	A	W	115-83
---------------	---	---	--------

High Point (3-0)

Dec. 19, 1999	H	W	109-60
Dec. 18, 2001	H	W	103-49
Jan. 2, 2008	H	W	88-70

Hofstra (1-1)

Dec. 13, 1977	H	W	97-95
Dec. 19, 1978	A	L	67-68

Holy Cross (1-0)

Dec. 30, 1976	N	W	101-85
---------------	---	---	--------

Houston (0-2)

Dec. 7, 1970	H	L	60-61
Dec. 8, 1973	A	L	73-97

Howard (1-0)

Nov. 26, 1991	H	W	74-60
---------------	---	---	-------

Illinois (1-4)

Dec. 29, 1971	N	L	75-76
Nov. 28, 1982	N	L	55-68
Dec. 6, 1988	A	L	67-97
Dec. 5, 1989	H	L	69-74
March 19, 2000	NCAA	W	93-76

Incarnate Word (1-0)

Dec. 22, 2017	H	W	75-60
---------------	---	---	-------

Indiana (0-3)

Dec. 27, 1974	N	L	84-98
Dec. 28, 1977	N	L	60-73
Dec. 30, 1984	N	L	63-80

Iona (0-1)

Dec. 20, 1985	N	L	70-71
---------------	---	---	-------

Iowa State (2-1)

Dec. 26, 1979	N	W	63-59
Nov. 27, 1987	N	W	96-89
March 17, 1995	NCAA	L	61-64

Jackson State (2-0)

March 16, 2007	NCAA	W	112-69
Nov. 11, 2011	H	W	99-59

Jacksonville (32-5)

Dec. 28, 1960	GB	W	82-68
Dec. 3, 1962	H	W	82-81 2OT
Dec. 1, 1965	H	W	80-59
Dec. 1, 1966	A	W	93-59
Dec. 1, 1967	H	W	109-73
Dec. 6, 1968	A	L	64-67
Dec. 26, 1973	GB	W	64-62
Dec. 26, 1975	GB	W	65-64
Dec. 29, 1976	GB	W	99-87
Dec. 27, 1978	GB	L	59-60
Dec. 27, 1979	GB	L	55-61
Feb. 18, 1980	H	W	60-55
Dec. 26, 1980	GB	W	65-59
Dec. 5, 1981	FF	W	84-73
Dec. 10, 1982	FF	W	104-78
Dec. 29, 1982	A	W	56-47
Dec. 10, 1983	A	W	52-51
Dec. 8, 1984	H	W	83-70
Nov. 21, 1987	H	W	82-52
Dec. 2, 1991	A	W	80-77
Dec. 8, 1992	H	W	82-75 OT
Dec. 8, 1993	A	W	68-67
Dec. 21, 1994	H	L	67-68
Feb. 3, 1997	H	W	102-82
Jan. 19, 1998	A	W	75-69
Dec. 12, 1998	H	W	79-72
Nov. 19, 2004	N	W	81-59
Dec. 18, 2005	H	W	101-58
Nov. 16, 2006	H	W	90-61
Dec. 3, 2007	H	W	88-72
March 18, 2009	H	W	84-62
Dec. 4, 2009	A	W	85-67
Dec. 20, 2010	H	L	68-71 OT
Nov. 25, 2011	H	W	107-62
Nov. 25, 2013	A	W	86-60
Dec. 14, 2014	H	W	79-34
Dec. 22, 2015	H	W	89-65

James Madison (3-1)

Dec. 9, 1989	N	W	85-77
Dec. 5, 1990	A	L	66-93
March 17, 1994	NCAA	W	64-62
Dec. 20, 2017	H	W	72-63

Kansas (2-4)

Dec. 7, 1994	A	L	63-69
Jan. 11, 1996	H	L	54-69
Nov. 29, 2002	N	W	83-73
Nov. 25, 2006	N	L	80-82
Dec. 10, 2013	H	W	67-61
Dec. 5, 2014	A	L	65-71

Kansas State (1-1)

Dec. 18, 2010	N	W	57-44
Dec. 22, 2012	A	L	61-67

Kent State (1-0)

Dec. 9, 2010	H	W	65-52
--------------	---	---	-------

Kentucky (41-105)

Jan. 3, 1927	A	L	36-44
Feb. 29, 1931	SEC	L	36-56
Feb. 25, 1933	SEC	L	24-48
Feb. 24, 1934	SEC	W	38-32
Feb. 26, 1942	SEC	L	36-42
March 1, 1945	SEC	L	35-37
Feb. 28, 1946	SEC	L	32-69
March 4, 1948	SEC	L	31-87
March 3, 1949	SEC	L	36-73
Dec. 14, 1950	A	L	37-85
Jan. 12, 1952	H	L	52-99
Feb. 8, 1954	H	L	55-97
Feb. 3, 1955	A	L	63-87
Feb. 6, 1956	H	L	70-81
Feb. 2, 1957	A	L	61-88
Jan. 31, 1958	H	L	56-78
Jan. 31, 1959	A	L	51-94
Jan. 29, 1960	H	L	62-75
Feb. 4, 1961	A	L	68-69
Feb. 2, 1962	H	L	69-81
Feb. 2, 1963	A	L	71-94
Feb. 1, 1964	H	L	72-77
Jan. 23, 1965	H	W	84-68
Jan. 30, 1965	A	L	61-78
Jan. 8, 1966	H	L	64-78
Feb. 7, 1966	A	L	75-85
Dec. 17, 1966	A	W	78-75
Jan. 14, 1967	H	W	89-72
Dec. 4, 1967	A	L	76-99
Jan. 13, 1968	H	W	96-78
Jan. 11, 1969	A	L	67-88
Feb. 15, 1969	H	W	82-81
Jan. 10, 1970	H	L	69-88
Feb. 14, 1970	A	L	66-110
Jan. 9, 1971	A	L	75-101
Feb. 13, 1971	H	W	74-65
Jan. 15, 1972	H	W	72-70
Feb. 19, 1972	A	L	68-95
Jan. 13, 1973	A	L	65-95
Feb. 17, 1973	H	L	83-94
Jan. 26, 1974	H	L	82-91
Feb. 25, 1974	A	W	75-65
Jan. 25, 1975	A	L	65-86
Feb. 24, 1975	H	W	66-58
Jan. 24, 1976	H	L	82-89
Feb. 21, 1976	A	L	89-96
Jan. 17, 1977	H	L	71-73
Feb. 14, 1977	A	L	78-104
Jan. 7, 1978	H	L	67-86
Feb. 4, 1978	A	L	61-88
Jan. 3, 1979	H	W	76-65
Jan. 27, 1979	A	L	81-87
Jan. 17, 1980	H	L	63-76
Feb. 13, 1980	A	L	70-95
Jan. 21, 1981	H	L	56-69
Feb. 18, 1981	A	L	48-102
Jan. 20, 1982	H	L	76-91
Feb. 17, 1982	A	L	78-84
Jan. 17, 1983	A	L	63-70
Feb. 14, 1983	H	L	61-73
Jan. 17, 1984	H	W	69-57
Feb. 13, 1984	A	L	65-67
Jan. 19, 1985	A	W	67-55
Feb. 20, 1985	H	L	68-76
March 7, 1985	SEC	W	58-55
Jan. 18, 198			



ALL-TIME SERIES SCORES

Jan. 10, 1989	H	L	56-69
Feb. 12, 1989	A	W	59-53
Jan. 10, 1990	A	L	81-89
Feb. 12, 1990	H	L	74-78
Jan. 23, 1991	A	L	65-81
Feb. 23, 1991	H	L	74-90
Jan. 11, 1992	A	L	60-81
March 4, 1992	H	W	79-62
Jan. 30, 1993	A	L	48-71
March 7, 1993	H	L	77-85
Jan. 18, 1994	H	W	59-57
March 2, 1994	A	L	77-80
March 13, 1994	SEC	L	60-73
Jan. 10, 1995	H	L	67-83
Feb. 18, 1995	A	L	77-87
March 11, 1995	SEC	L	72-86
Feb. 3, 1996	A	L	63-77
Feb. 24, 1996	H	L	63-94
March 8, 1996	SEC	L	76-100
Jan. 29, 1997	H	L	65-92
Feb. 15, 1997	A	L	56-85
Feb. 1, 1998	A	W	86-78
Feb. 18, 1998	H	L	54-79
Jan. 2, 1999	A	L	58-93
Feb. 4, 1999	H	W	75-68
Feb. 8, 2000	H	W	90-73
March 4, 2000	A	L	70-85
Feb. 6, 2001	A	L	70-71
March 4, 2001	H	W	94-86
Jan. 29, 2002	H	L	68-70
March 2, 2002	A	L	67-70
Feb. 4, 2003	A	L	55-70
March 8, 2003	H	L	67-69
Feb. 3, 2004	H	L	65-68
March 7, 2004	A	L	62-82
March 14, 2004	SEC	L	73-89
Feb. 8, 2005	A	L	66-69
March 6, 2005	H	W	53-52
March 13, 2005	SEC	W	70-53
Feb. 4, 2006	H	W	95-80
March 5, 2006	A	W	79-64
Feb. 10, 2007	A	W	64-61
March 4, 2007	H	W	85-72
Jan. 19, 2008	H	W	81-70 OT
March 9, 2008	A	L	70-75
Feb. 10, 2009	A	L	65-68
March 7, 2009	H	W	60-53
Jan. 12, 2010	H	L	77-89
March 7, 2010	A	L	66-74
Feb. 5, 2011	H	W	70-68
Feb. 26, 2011	A	L	68-76
March 13, 2011	SEC	L	54-70
Feb. 7, 2012	A	L	58-78
March 4, 2012	H	L	59-74
March 10, 2012	SEC	L	71-74
Feb. 12, 2013	H	W	69-52
March 9, 2013	A	L	57-61
Feb. 15, 2014	A	W	69-59
March 8, 2014	H	W	84-65
March 16, 2014	SEC	W	61-60
Feb. 7, 2015	H	L	61-68
March 7, 2015	A	L	50-67
March 13, 2015	SEC	L	49-64
Feb. 6, 2016	A	L	61-80
March 1, 2016	H	L	79-88
Feb. 4, 2017	H	W	88-66
Feb. 25, 2017	A	L	66-76
Jan. 20, 2018	A	W	66-64
March 3, 2018	H	W	80-67
Feb. 2, 2019	H	L	54-65
March 9, 2019	A	L	57-66
Feb. 22, 2020	A	L	59-65
March 7, 2020	H	L	70-71
Jan. 9, 2021	H	L	58-76
Feb. 27, 2021	A	W	71-67

La Salle (1-1)
 Dec. 28, 1989 N L 69-76
 Nov. 14, 2018 H W 82-69

Liberty (1-0)
 Jan. 2, 2007 H W 89-58

Long Beach State (1-0)
 Dec. 28, 2019 H W 102-63

Longwood (1-0)
 Jan. 6, 2009 H W 95-69

LIU Brooklyn (1-0)
 Dec. 20, 1998 H W 119-61

Louisiana-Lafayette (0-2)
 Dec. 28, 1983 N L 65-74
 March 14, 1985 A L 64-65

Louisiana-Monroe (1-0)
 Nov. 21, 2014 H W 61-56 OT

LSU (50-65)

March 1, 1947	SEC	L	45-60
Jan. 5, 1948	A	W	38-36
Dec. 11, 1948	H	L	50-52
Dec. 17, 1949	A	L	49-73
March 2, 1950	SEC	L	57-66
Dec. 9, 1950	H	L	59-77
Feb. 23, 1952	A	L	57-65
March 1, 1952	SEC	L	69-77
Feb. 10, 1953	H	L	56-68
Jan. 11, 1954	A	L	59-91
Jan. 10, 1955	H	W	78-73
Jan. 9, 1956	A	L	90-91
Jan. 7, 1957	H	W	74-50
Jan. 6, 1958	A	W	81-57
Jan. 5, 1959	H	W	69-63
Jan. 2, 1960	A	W	73-63
Jan. 7, 1961	H	W	79-75
Jan. 6, 1962	A	L	57-74
Jan. 5, 1963	H	L	63-72
Jan. 6, 1964	A	L	65-87
Jan. 4, 1965	H	W	102-62
Feb. 28, 1966	A	L	73-86
Jan. 7, 1967	A	W	87-70
Feb. 11, 1967	H	W	95-71
Jan. 6, 1968	H	W	97-90
Feb. 10, 1968	A	L	92-93
Dec. 18, 1968	A	L	89-93 OT
Feb. 12, 1969	H	W	95-79
Feb. 4, 1970	H	L	75-97
Feb. 11, 1970	A	L	85-94
Dec. 18, 1970	A	L	77-87
Feb. 10, 1971	H	L	74-86
Dec. 22, 1971	H	W	92-81
Jan. 24, 1972	A	L	84-73
Dec. 22, 1972	A	L	54-67
Jan. 22, 1973	H	W	73-70
Jan. 7, 1974	H	W	72-68
Feb. 9, 1974	A	L	81-102
Jan. 6, 1975	A	L	91-92
Feb. 8, 1975	H	W	92-76
Jan. 5, 1976	A	L	79-85
March 8, 1976	H	W	94-81
Jan. 31, 1977	A	W	83-68
Feb. 28, 1977	H	L	74-79
Jan. 21, 1978	A	W	74-70
Feb. 18, 1978	H	W	73-72
Jan. 13, 1979	A	L	72-80
Feb. 10, 1979	H	L	82-88
Dec. 1, 1979	H	L	58-66
Jan. 26, 1980	A	L	81-112

Feb. 28, 1980	SEC	L	82-95
Jan. 3, 1981	H	L	66-92
Jan. 31, 1981	A	L	75-92
March 5, 1981	SEC	L	73-85
Jan. 2, 1982	A	L	60-61
Jan. 30, 1982	H	L	59-61
Feb. 1, 1983	A	L	69-78
Feb. 28, 1983	H	L	87-91 20T
Feb. 1, 1984	H	W	78-60
Feb. 27, 1984	A	L	73-77
Jan. 23, 1985	A	L	68-86
Feb. 23, 1985	H	L	69-61
Jan. 22, 1986	H	W	74-65
Feb. 22, 1986	A	L	69-80
March 6, 1986	SEC	L	66-72
Dec. 16, 1986	H	W	96-75
Jan. 21, 1987	A	W	75-51
March 6, 1987	SEC	L	66-72
Jan. 27, 1988	H	W	61-50
March 6, 1988	A	L	69-86
Dec. 10, 1988	H	L	101-111
March 1, 1989	A	W	104-95
Jan. 27, 1990	A	L	52-70
Feb. 27, 1990	H	W	76-63
Jan. 26, 1991	A	L	66-76
Feb. 27, 1991	H	L	66-79
Feb. 5, 1992	H	L	50-70
Jan. 16, 1993	A	L	81-85
Jan. 5, 1994	H	W	74-73
Jan. 3, 1995	A	L	66-70
Jan. 27, 1996	H	W	73-70
Jan. 8, 1997	A	L	82-88 OT
Jan. 17, 1998	H	L	63-66
Jan. 20, 1999	A	W	77-58
March 4, 1999	SEC	W	97-75
Jan. 12, 2000	H	W	82-57
Feb. 13, 2001	A	W	81-74 OT
Jan. 16, 2002	H	W	102-70
Jan. 28, 2003	A	W	70-53
March 14, 2003	SEC	L	61-65
Feb. 14, 2004	H	L	70-73
Feb. 19, 2005	A	L	73-77
Feb. 11, 2006	H	W	71-62
March 11, 2006	SEC	W	81-65
Feb. 24, 2007	A	L	56-66
Feb. 13, 2008	H	L	73-85
Feb. 24, 2009	A	L	75-81
Jan. 16, 2010	H	W	72-58
Feb. 20, 2011	A	W	68-61
Jan. 21, 2012	H	W	76-64
Jan. 12, 2013	A	W	74-52
March 15, 2013	SEC	W	80-58
March 1, 2014	H	W	79-61
Jan. 20, 2015	H	L	61-79
Feb. 21, 2015	A	L	63-70
Jan. 9, 2016	H	W	68-62
Feb. 27, 2016	A	L	91-96
Feb. 25, 2017	A	W	106-71
Feb. 7, 2018	H	W	73-64
Feb. 20, 2019	A	W	82-77 OT
March 6, 2019	H	L	78-79 OT
March 15, 2019	SEC	W	76-73
Jan. 21, 2020	A	L	82-84
Feb. 26, 2020	H	W	81-66
Jan. 2, 2021	H	W	83-79

Louisiana Tech (2-1)
 March 26, 1986 N L 62-67
 Dec. 29, 1995 N W 71-56
 Nov. 19, 2002 H W 76-55

Louisville (1-8)
 Dec. 20, 1969 H L 87-94
 Dec. 5, 1970 A L 87-105
 Dec. 1, 1971 H W 70-69

Dec. 20, 1972	A	L	57-69
Nov. 26, 1982	N	L	63-80
Dec. 29, 1993	N	L	68-83
Dec. 13, 2003	A	L	65-73
Dec. 11, 2004	H	L	70-74
March 24, 2012	NCAA	L	68-72

Loyola Chicago (0-1)
 Dec. 6, 2017 H L 59-65

Manhattan (2-1)
 Dec. 26, 1963 N W 100-75
 Dec. 2, 1977 N W 93-81
 March 18, 2004 NCAA L 60-75

Marquette (2-2)
 Dec. 8, 1976 H L 61-64
 Dec. 10, 1977 A L 67-81
 March 22, 2012 NCAA W 68-58
 Nov. 29, 2012 H W 82-49

Marshall (1-0)
 Nov. 29, 2019 H W 73-67

Maryland (2-1)
 Feb. 27, 1932 SC W 39-24
 Dec. 14, 2002 A W 69-64
 Dec. 10, 2003 H L 68-69 OT

Massachusetts (1-2)
 Dec. 26, 1978 GB W 89-65
 Dec. 3, 1995 N L 58-80
 April 1, 2008 N L 66-78

McNeese State (1-0)
 Dec. 22, 1997 H W 95-53

Memphis (2-0)
 Dec. 18, 1976 N W 84-83
 Dec. 17, 2013 N W 77-75

Mercer (8-7)

1919-20	A	L	21-30
Jan. 28, 1922	A	L	26-27
1923-24	A	L	19-31
Feb. 2, 1925	A	L	16-34
Feb. 8, 1926	A	L	21-26
Feb. 14, 1927	A	L	17-40
Jan. 6, 1934	H	W	38-24
Jan. 12, 1934	A	W	45-39
Jan. 12, 1935	A	W	39-24
Feb. 8, 1937	A	W	48-32
Nov. 27, 1976	H	W	105-63
Dec. 7, 1977	A	W	96-74
Dec. 18, 1979	H	L	67-69
Nov. 13, 2016	N	W	76-54
Dec. 18, 2018	H	W	71-63

Miami (Fla.) (47-24)

Feb. 15, 1928	H	L	39-40
Feb. 8, 1940	H	W	36-23
Feb. 9, 1940	H	W	53-26
Feb. 21, 1941	A	W	48-35
Feb. 22, 1941	A	W	62-50
Feb. 5, 1942	H	W	47-31
Feb. 6, 1942	H	W	37-34
Dec. 20, 1946	A	L	33-36
Dec. 21, 1946	A	L	35-39
Jan. 3, 1947	H	W	42-28
Jan. 4, 1947	H	W	61-28
Dec. 19, 1947	H	L	50-67
Dec. 20, 1947	H	W	58-55
Feb. 20, 1948	A	W	72-50
Feb. 21, 1948	A	L	49-52



ALL-TIME SERIES SCORES

Jan. 14, 1949	A	L	65-75
Jan. 15, 1949	A	L	42-44
Feb. 22, 1949	H	W	90-56
Feb. 23, 1949	H	L	50-60
Dec. 10, 1949	A	W	60-53
Feb. 18, 1950	H	W	66-46
Feb. 2, 1951	A	W	78-71
Feb. 13, 1951	H	W	71-61
Dec. 17, 1951	H	W	69-65
Feb. 18, 1952	A	L	68-76
Dec. 15, 1952	A	L	73-75
Feb. 2, 1953	H	W	78-56
Dec. 12, 1953	A	L	75-85
Jan. 15, 1954	H	W	75-52
Dec. 16, 1955	A	W	70-61
Jan. 13, 1955	H	W	80-68
Dec. 19, 1955	A	W	74-69
Jan. 13, 1956	H	W	87-85
Dec. 15, 1956	A	W	89-65
Jan. 10, 1957	H	W	98-63
Dec. 21, 1957	A	W	73-64
Jan. 16, 1958	H	W	75-70
Dec. 17, 1958	A	L	82-92
Jan. 15, 1959	H	W	85-70
Dec. 19, 1959	A	L	77-79
Jan. 14, 1960	H	L	65-70
Dec. 17, 1960	A	L	74-93
Jan. 11, 1961	H	W	81-73
Dec. 16, 1961	H	W	74-62
Jan. 11, 1962	A	L	61-66
Nov. 30, 1962	A	L	87-91
Jan. 10, 1963	H	L	77-86
Dec. 7, 1963	A	L	79-95
Jan. 9, 1964	H	W	114-91
Dec. 19, 1964	A	L	58-67
Jan. 21, 1965	H	W	86-69
Dec. 4, 1965	A	W	77-66
Jan. 12, 1966	H	W	111-76
Dec. 3, 1966	A	W	113-88
Feb. 8, 1967	H	W	73-57
Dec. 7, 1968	A	W	111-62
Dec. 17, 1985	A	W	81-64
Jan. 27, 1986	H	W	75-53
Feb. 21, 1987	H	W	99-60
Feb. 15, 1988	A	W	83-73
Dec. 19, 1988	H	W	101-81
Feb. 19, 1990	A	L	59-62
Dec. 30, 1990	H	W	62-60
Dec. 21, 2002	N	W	94-93
Dec. 4, 2004	H	L	65-72
Dec. 22, 2005	A	W	77-67
March 20, 2009	H	W	74-60
Nov. 17, 2014	H	L	67-69
Dec. 8, 2015	A	L	55-66
Nov. 27, 2016	N	W	65-56
Nov. 22, 2019	N	W	78-58

Miami (Ohio) (0-1)
Dec. 27, 1972 N L 72-88

Michigan (1-3)
March 19, 1988 NCAA L* 85-108
Dec. 27, 1998 N W 79-63
March 31, 2013 NCAA L 59-79
March 23, 2019 NCAA L 49-64
**NCAA Tournament appearance vacated by NCAA*

Michigan State (3-5)
Dec. 30, 1987 N W 83-59
April 3, 2000 NCAA L 76-89
Dec. 6, 2000 A L 83-99
Dec. 5, 2001 H W 74-70
March 23, 2003 NCAA L 46-68
Nov. 27, 2009 N W 77-74
Dec. 12, 2015 A L 52-58

Dec. 8, 2018 H L 59-63

Middle Tennessee (2-0)
Nov. 18, 2012 N W 66-45
Nov. 21, 2013 H W 79-59

Minnesota (1-1)
March 17, 1993 A L 66-74
March 24, 2013 NCAA W 78-64

Mississippi (68-47)
Dec. 18, 1940 A W 35-26
Feb. 14, 1942 H W 46-35
Dec. 16, 1942 A L 32-35
Dec. 17, 1942 A L 44-51
Feb. 19, 1949 A W 63-61
Jan. 9, 1950 H L 46-54
Jan. 8, 1951 H W 69-58
Feb. 2, 1952 A L 45-56
Feb. 28, 1953 H L 61-64
Feb. 22, 1954 A L 66-86
Feb. 21, 1955 H W 78-72
Feb. 20, 1956 A L 79-90
Feb. 18, 1957 H W 92-81
Feb. 17, 1958 A L 65-57
Dec. 29, 1958 GB L 47-71
Feb. 16, 1959 H W 102-97
Feb. 13, 1960 A L 81-90
Feb. 20, 1961 H W 81-77
Feb. 19, 1962 A W 62-61
Feb. 18, 1963 H L 63-72
Feb. 17, 1964 A L 91-98
Jan. 16, 1965 A W 60-39
Feb. 15, 1965 H W 85-53
Jan. 15, 1966 H W 79-49
Jan. 29, 1966 A W 96-61
Dec. 31, 1966 H W 79-63
Jan. 9, 1967 A W 78-63
Jan. 3, 1968 A W 70-68
Jan. 8, 1968 H W 94-75
Jan. 27, 1969 H W 88-66
Feb. 24, 1969 A L 77-79
Jan. 26, 1970 A L 77-79
Feb. 23, 1970 H W 63-62
Jan. 25, 1971 H W 106-85
Feb. 22, 1971 A W 85-68
Jan. 31, 1972 A L 72-86
Feb. 28, 1972 H L 74-87
Jan. 29, 1973 H W 65-59
Feb. 26, 1973 A L 80-97
Jan. 21, 1974 A L 73-83
Feb. 23, 1974 H W 77-61
Jan. 20, 1975 H W 85-80
Feb. 22, 1975 A L 92-101
Jan. 3, 1976 A W 70-58
March 6, 1976 H L 83-94
Jan. 29, 1977 A L 83-90
Feb. 26, 1977 H W 84-78
Jan. 23, 1978 A W 61-56
Feb. 20, 1978 H W 80-63
Jan. 15, 1979 A L 45-58
Feb. 12, 1979 H L 65-67
Jan. 12, 1980 H L 54-57
Feb. 9, 1980 A L 65-85
Jan. 17, 1981 H W 74-71
Feb. 14, 1981 A L 52-66
Jan. 16, 1982 A L 67-69
Feb. 13, 1982 H L 57-58
Jan. 29, 1983 A L 61-67
Feb. 26, 1983 H W 75-64
Jan. 29, 1984 H W 78-48
Feb. 24, 1984 A W 59-53
Jan. 12, 1985 H W 82-64
March 2, 1985 A L 54-56
Jan. 11, 1986 A L 67-79

Feb. 12, 1986 H W 66-57
Jan. 10, 1987 A W 80-72
Feb. 11, 1987 H W 85-62
Jan. 16, 1988 H W 77-72
Feb. 17, 1988 A L 75-82
Jan. 5, 1989 A L 71-80
Feb. 5, 1989 H W 78-67
Jan. 2, 1990 A L 60-75
Feb. 3, 1990 H L 63-83
Jan. 2, 1991 H W 65-49
Feb. 2, 1991 A W 91-81
Feb. 12, 1992 A W 86-84
Feb. 17, 1993 H W 94-47
March 11, 1993 SEC L 62-67
Feb. 9, 1994 A W 74-55
Jan. 28, 1995 H W 72-57
March 9, 1995 SEC W 63-59
Jan. 20, 1996 A W 59-55
March 7, 1996 SEC W 75-62
Feb. 23, 1997 H L 65-67
Jan. 7, 1998 A L 79-90
Feb. 6, 1999 H L 68-79
Jan. 8, 2000 A W 75-71
March 9, 2000 SEC W 89-67
Feb. 21, 2001 H W 75-55
March 10, 2001 SEC L 69-74
Feb. 16, 2002 A L 51-68
Feb. 12, 2003 H W 74-55
Feb. 21, 2004 A W 81-66
Feb. 16, 2005 H W 90-53
Jan. 31, 2006 A W 69-58
Jan. 20, 2007 H W 79-70
March 10, 2007 SEC W 80-59
Jan. 16, 2008 A L 87-89
Jan. 10, 2009 H W 78-68
Feb. 20, 2010 A W 64-61
Jan. 8, 2011 H W 77-71
Jan. 26, 2012 A W 64-60
Feb. 2, 2013 H W 78-64
March 17, 2013 SEC L 63-66
Feb. 22, 2014 A W 75-71
Jan. 24, 2015 A L 71-72
Feb. 12, 2015 H L 61-62
Jan. 16, 2016 A W 80-71
Feb. 9, 2016 H W 77-72
Jan. 3, 2017 H W 70-63
Jan. 13, 2018 A L 72-78
Jan. 30, 2019 H W 90-86
Jan. 14, 2020 H W 71-55
Feb. 8, 2020 A L 51-68
Jan. 12, 2021 H W 72-63

Mississippi State (65-52)
Jan. 10, 1936 A L 32-51
Jan. 11, 1936 A L 22-36
Jan. 8, 1937 H L 25-27
Jan. 9, 1937 H L 16-33
Dec. 20, 1940 A W 53-28
Feb. 16, 1942 A W 48-47
Feb. 17, 1942 A L 31-48
Dec. 14, 1942 A L 35-43
Dec. 15, 1942 A L 29-33
Dec. 13, 1946 A L 25-55
Dec. 8, 1947 H W 53-47
Feb. 18, 1949 A W 40-37
Dec. 3, 1949 A W 63-45
Feb. 19, 1951 H W 68-61
Feb. 6, 1952 A L 58-72
Dec. 19, 1952 H W 79-75
Feb. 20, 1954 A L 66-70
Feb. 19, 1955 H W 77-66
Feb. 18, 1956 A L 74-84
Feb. 16, 1957 H W 89-80
Feb. 15, 1958 A L 78-90
Feb. 14, 1959 H L 68-105
Feb. 15, 1960 A L 75-81

Feb. 18, 1961 H W 59-57
Feb. 17, 1962 A L 45-67
Feb. 16, 1963 H W 73-52
Feb. 15, 1964 A L 61-68
Jan. 14, 1965 A W 74-59
Feb. 13, 1965 H W 68-51
Jan. 31, 1966 A L 68-76
Feb. 14, 1966 H W 78-74
Jan. 2, 1967 H W 63-54
Feb. 25, 1967 A W 59-54
Dec. 28, 1967 GB L 65-66
Jan. 1, 1968 A L 55-56
Feb. 24, 1968 H L 61-71
Jan. 25, 1969 H W 70-64
Feb. 22, 1969 A W 96-79
Jan. 24, 1970 A L 77-79
Feb. 21, 1970 H W 87-70
Jan. 14, 1971 H L 58-72
Jan. 20, 1971 A L 65-70
Jan. 29, 1972 A L 68-69
Feb. 26, 1972 H W 88-80
Jan. 27, 1973 H W 66-64
Feb. 24, 1973 A L 75-81
Jan. 5, 1974 A L 70-91
Feb. 4, 1974 H W 78-75
Jan. 4, 1975 H W 94-82
Feb. 3, 1975 A W 107-104
Jan. 10, 1976 H W 90-78
Feb. 7, 1976 A W 78-71
Jan. 3, 1977 H W 97-75
March 5, 1977 A W 79-72
Jan. 28, 1978 H L 74-78
Feb. 25, 1978 A L 51-70
Jan. 20, 1979 H W 77-75
Feb. 17, 1979 A L 64-80
Dec. 15, 1979 H L 72-90
Feb. 23, 1980 A L 73-90
Dec. 6, 1980 H W 81-71
Feb. 28, 1981 A L 68-89
Nov. 29, 1981 H W 70-62
Feb. 27, 1982 A L 56-67
Jan. 5, 1983 H L 60-62
March 5, 1983 A L 53-78
Jan. 4, 1984 A W 56-55
March 3, 1984 H W 60-59
Jan. 30, 1985 H W 72-57
March 2, 1985 A W 69-63
Jan. 29, 1986 A W 73-64
March 1, 1986 H W 76-68
Jan. 7, 1987 H W 100-56
Feb. 7, 1987 A W 84-56
Jan. 13, 1988 A W 55-45
Feb. 13, 1988 H W 69-52
Jan. 21, 1989 H W 81-57
Feb. 22, 1989 A W 78-69
Jan. 20, 1990 A L 73-98
Feb. 21, 1990 H L 54-79
Jan. 19, 1991 H W 85-82
Feb. 20, 1991 A L 67-81
Feb. 8, 1992 H W 87-66
March 3, 1993 A L 71-78
Feb. 5, 1994 H W 84-75
Feb. 1, 1995 A L 47-70
March 10, 1995 SEC W 80-64
Jan. 6, 1996 H L 66-69
Feb. 12, 1997 A W 72-69
Feb. 4, 1998 H W 82-78
Jan. 30, 1999 A L 63-66
Feb. 19, 2000 H W 88-58
Jan. 10, 2001 A W 81-80
Feb. 2, 2002 H W 76-48
March 8, 2002 SEC L 52-62
Jan. 7, 2003 A W 74-66
Jan. 21, 2004 H L 68-79
Feb. 1, 2005 A L 57-71
March 11, 2005 SEC W 80-64



ALL-TIME SERIES SCORES

Jan. 11, 2006	H	W	75-60
Jan. 24, 2007	A	W	70-67
March 1, 2008	H	L	59-68
March 4, 2009	A	L	71-80
Feb. 6, 2010	H	W	69-62
March 12, 2010	SEC	L	69-75
Jan. 29, 2011	A	L	64-71
Jan. 28, 2012	H	W	69-57
Jan. 26, 2013	A	W	82-47
Feb. 9, 2013	H	W	83-58
Jan. 30, 2014	A	W	62-51
Jan. 10, 2015	H	W	72-47
Jan. 19, 2016	H	W	81-78
Feb. 18, 2017	A	W	57-52
Jan. 10, 2018	H	W	71-54
Jan. 15, 2019	A	L	68-71
Jan. 28, 2020	H	L	71-78
Jan. 16, 2021	A	L	69-72

Mississippi Valley St. (1-0)

Dec. 19, 2011	H	W	82-54
---------------	---	---	-------

Missouri (7-4)

Jan. 19, 2013	H	W	83-52
Feb. 19, 2013	A	L	60-63
Feb. 4, 2014	H	W	68-58
March 14, 2014	SEC	W	72-49
Feb. 24, 2015	A	L	52-64
March 5, 2016	A	W	82-72
Feb. 2, 2017	H	W	93-54
Jan. 6, 2018	A	W	77-75
Feb. 23, 2019	H	W	64-60
Jan. 11, 2020	A	L	75-91
March 3, 2021	H	L	70-72

Missouri-Kansas City (1-0)

Nov. 30, 2008	N	W	86-65
---------------	---	---	-------

Missouri State (1-0)

March 20, 1986	H	W	54-53
----------------	---	---	-------

Montana State (1-0)

Nov. 25, 2003	H	W	112-73
---------------	---	---	--------

Morehead State (2-1)

Dec. 1, 1969	N	L	73-82
Dec. 22, 1998	H	W	117-70
Nov. 21, 2010	H	W	61-55

Morgan State (1-0)

Jan. 3, 2006	H	W	92-49
--------------	---	---	-------

Navy (2-1)

Dec. 29, 1960	N	L	62-69 OT
Dec. 28, 1961	N	W	68-63
Nov. 13, 2015	A	W	59-41

Nevada (1-0)

March 21, 2019	NCAA	W	70-61
----------------	------	---	-------

New Hampshire (4-0)

Nov. 29, 1999	H	W	131-72
Dec. 30, 2000	H	W	102-54
Nov. 28, 2001	A	W	108-56
Nov. 19, 2017	H	W	70-63

New Orleans (3-0)

Dec. 27, 1989	N	W	69-64
Dec. 22, 2001	H	W	76-60
Feb. 17, 2003	H	W	77-48

Nicholls State (1-0)

Nov. 15, 1997	H	W	66-63
---------------	---	---	-------

Norfolk State (1-0)

March 18, 2012	NCAA	W	84-50
----------------	------	---	-------

North Carolina (2-4)

1922-23	A	L	14-59
Feb. 13, 1926	A	L	6-42
Dec. 21, 1964	H	W	73-54
Dec. 18, 1965	A	L	59-66
April 1, 2000	NCAA	W	71-59
Nov. 28, 2014	N	L	64-75

North Carolina A&T (2-0)

Nov. 18, 2010	H	W	105-55
Nov. 16, 2015	H	W	104-54

North Carolina Central (1-0)

Nov. 14, 2007	H	W	105-51
---------------	---	---	--------

North Carolina State (3-6)

Feb. 6, 1921	A	W	39-18
1922-23	A	L	18-30
1923-24	A	L	24-41
Feb. 1, 1929	H	L	19-44
Feb. 2, 1929	H	L	20-39
Dec. 16, 1938	H	L	21-54
Dec. 17, 1938	H	L	30-33
March 13, 1987	NCAA	W*	82-70
Jan. 3, 2009	H	W	68-66
Jan. 3, 2010	A	W	62-61 OT

*NCAA Tournament appearance vacated by NCAA

North Dakota State (1-0)

Nov. 9, 2007	H	W	75-65
--------------	---	---	-------

North Florida (9-0)

Nov. 14, 2006	H	W	86-40
Nov. 20, 2007	H	W	102-51
Nov. 17, 2011	H	W	91-55
Nov. 8, 2013	H	W	77-69
March 15, 2016	A	W	97-68
Dec. 1, 2016	A	W	91-60
Nov. 16, 2017	H	W	108-68
Nov. 27, 2018	H	W	98-66
Nov. 5, 2019	H	W	74-59

Northeastern (1-0)

Dec. 22, 2003	H	W	101-84
---------------	---	---	--------

Northwestern (1-2)

Dec. 26, 1968	N	L	72-76
Dec. 6, 1969	A	L	79-83
Dec. 21, 1970	H	W	88-73

Northwestern State (1-0)

March 22, 2013	NCAA	W	79-47
----------------	------	---	-------

Ohio University (2-1)

1926-27	A	L	29-38
Nov. 30, 1978	H	W	96-61
March 18, 2005	NCAA	W	67-62

Ohio State (5-8)

Dec. 22, 1981	A	L	58-61
Dec. 3, 1982	H	L	74-80
Dec. 3, 1985	A	L	73-80
Dec. 20, 1986	N	W	82-72
Dec. 30, 1986	N	L	84-88
Dec. 16, 1987	H	W	102-69
Dec. 27, 1988	N	L	68-93
Dec. 23, 2006	H	W	86-60
April 2, 2007	NCAA	W	84-75
Dec. 22, 2007	A	L	49-62
Nov. 16, 2010	H	L	75-93

Nov. 15, 2011	A	L	74-81
March 20, 2016	A	W	74-66

Oklahoma (2-1)

Dec. 30, 1995	N	W	76-72 OT
Jan. 28, 2017	A	W	84-52
Nov. 21, 2018	N	L	60-65

Oklahoma State (3-0)

Dec. 28, 1993	N	W	74-69
March 26, 2000	NCAA	W	77-65
Dec. 19, 2015	N	W	72-70

Oral Roberts (0-1)

March 21, 2021	NCAA	L	78-81
----------------	------	---	-------

Oregon (1-0)

March 25, 2007	NCAA	W	85-77
----------------	------	---	-------

Penn (2-2)

Dec. 28, 1974	N	L	88-100
March 19, 1994	NCAA	W	70-58
Dec. 28, 1996	N	L	63-71
March 11, 1999	NCAA	W	75-61

Penn State (1-2)

Dec. 30, 1965	N	L	52-54
Dec. 28, 1982	N	W	82-60
March 24, 2009	H	L	62-71

Pittsburgh (3-4)

Dec. 28, 1948	A	L	40-50
Dec. 29, 1948	A	L	39-45
Dec. 28, 1955	N	W	98-72
Jan. 2, 1988	A	L	68-80
Dec. 22, 1988	H	L	87-90
March 23, 1992	A	W	77-74
March 22, 2014	NCAA	W	61-45

Prairie View A&M (1-0)

Nov. 21, 2006	H	W	94-33
---------------	---	---	-------

Presbyterian (1-0)

Dec. 30, 2009	H	W	79-38
---------------	---	---	-------

Providence (5-0)

Dec. 16, 1978	A	W	79-61
Nov. 27, 2004	N	W	84-66
Dec. 6, 2005	A	W	87-77
Dec. 6, 2006	H	W	85-67
Dec. 17, 2019	N	W	83-51

Purdue (2-4)

Dec. 27, 1980	N	L	87-95
March 15, 1987	NCAA	W*	85-66
March 25, 1992	N	W	74-67
Dec. 28, 1992	N	L	63-67
Nov. 23, 1999	N	L	68-79
March 18, 2007	NCAA	W	74-67
Nov. 22, 2015	N	L	70-85

*NCAA Tournament appearance vacated by NCAA

Radford (1-0)

Dec. 22, 2010	H	W	66-55
---------------	---	---	-------

Rhode Island (1-0)

Jan. 3, 2011	H	W	84-59
--------------	---	---	-------

Rice (2-1)

Dec. 5, 1960	A	L	63-68
Dec. 4, 1961	H	W	70-67
Dec. 27, 1962	N	W	66-57

Richmond (3-2)

1922-23	A	L	25-27
March 19, 1992	H	W	66-52
Dec. 19, 2009	N	L	53-56
Jan. 4, 2014	H	W	67-58
Dec. 1, 2015	H	W	76-56

Rider (1-0)

Dec. 9, 2011	N	W	90-69
--------------	---	---	-------

Robert Morris (1-0)

Dec. 30, 1996	N	W	106-69
---------------	---	---	--------

Rutgers (4-2)

Dec. 26, 1972	N	L	79-81 OT
Dec. 22, 1999	N	W	85-65
Dec. 9, 2000	H	W	79-65
Nov. 17, 2007	H	W	88-63
Nov. 28, 2009	N	W	73-58
Dec. 29, 2011	A	L	83-85 2OT

St. Bonaventure (3-0)

Dec. 27, 1977	N	W	88-75
Nov. 17, 2016	N	W	73-66
March 15, 2018	NCAA	W	77-62

St. John's (0-0)

March 17, 1988	NCAA	W*	62-59
----------------	------	----	-------

*NCAA Tournament appearance vacated by NCAA

St. Joseph's (3-1)

Dec. 19, 1956	N	W	86-72
Dec. 27, 1967	N	L	69-89
Nov. 21, 2015	N	W	74-63
Nov. 21, 2019	N	W	70-62

St. Peter's (1-0)

Nov. 9, 2005	H	W	80-51
--------------	---	---	-------

Sam Houston State (2-0)

March 21, 2003	NCAA	W	85-55
Dec. 29, 2004	H	W	83-51

Samford (2-0)

Dec. 1, 1970	H	W	79-74
Nov. 10, 2006	H	W	79-54

San Diego State (1-1)

Dec. 21, 1985	N	L	62-63
March 19, 2008	H	W	73-49

San Jose State (0-1)

Dec. 30, 1974	N	L	80-83
---------------	---	---	-------

Savannah State (3-0)

Jan. 18, 2006	H	W	113-67
Nov. 20, 2012	H	W	58-40
Dec. 29, 2013	H	W	76-34

Seton Hall (2-1)

Dec. 28, 1939	A	L	40-43
Nov. 28, 1987	N	W	70-68
Nov. 24, 2016	N	W	81-76

Siena (1-0)

Nov. 30, 1988	H	W	71-67
---------------	---	---	-------

South Alabama (2-2)

March 14, 1984	N	L	87-88
Dec. 30, 1999	H	W	82-61
March 16, 2006	NCAA	W	76-50
Dec. 22, 2009	H	L	66-67



ALL-TIME SERIES SCORES

South Carolina (46-28)

Feb. 11, 1926	A	L	22-29
Feb. 17, 1927	A	L	33-39
Feb. 18, 1927	A	L	20-37
Feb. 6, 1928	A	W	41-31
Feb. 7, 1928	A	L	40-47
Feb. 14, 1930	A	W	30-23
Feb. 15, 1930	A	W	42-17
Feb. 10, 1931	A	W	43-27
Feb. 11, 1931	A	W	42-30
Feb. 16, 1931	H	W	63-29
Feb. 17, 1931	H	W	39-20
Feb. 12, 1934	A	L	31-51
Feb. 13, 1934	A	L	31-36
Jan. 21, 1935	H	L	35-37
Jan. 22, 1935	H	L	16-28
Dec. 27, 1956	GB	L	71-77
Jan. 8, 1992	H	W	53-52
Feb. 22, 1992	A	W	50-48
Jan. 20, 1993	H	L	76-81
Feb. 24, 1993	A	W	80-73
Jan. 15, 1994	A	W	77-75
Feb. 19, 1994	H	W	88-64
March 11, 1994	SEC	W	84-57
Jan. 18, 1995	A	W	71-59
Feb. 11, 1995	H	W	71-56
Jan. 13, 1996	H	W	81-69
Feb. 21, 1996	A	L	75-80
Jan. 15, 1997	H	L	79-80
Feb. 8, 1997	A	L	68-76
Jan. 28, 1998	A	L	72-74
Feb. 21, 1998	H	L	74-79
March 6, 1998	SEC	L	60-71
Jan. 13, 1999	A	W	68-51
Feb. 24, 1999	H	W	89-61
Feb. 2, 2000	A	W	86-82
March 1, 2000	H	W	87-67
Jan. 7, 2001	A	L	68-69
Jan. 27, 2001	H	W	69-57
Jan. 5, 2002	H	W	69-60
Feb. 5, 2002	A	W	72-63
Jan. 18, 2003	A	W	77-75
Feb. 25, 2003	H	W	93-63
Jan. 7, 2004	A	W	65-62
Feb. 25, 2004	H	W	69-58
Jan. 29, 2005	H	W	80-72
Feb. 27, 2005	A	W	66-65
Jan. 25, 2006	A	L	62-68
Feb. 8, 2006	H	L	67-61
March 12, 2006	N	W	49-47
Jan. 13, 2007	A	W	84-50
Feb. 21, 2007	H	W	63-49
Jan. 23, 2008	A	W	73-71
Feb. 20, 2008	H	W	85-82
Jan. 21, 2009	A	L	69-70
Feb. 3, 2009	H	W	97-93
Jan. 23, 2010	H	W	58-56
Feb. 10, 2010	A	L	71-77
Jan. 15, 2011	H	L	69-72
Feb. 9, 2011	A	W	79-60
Jan. 14, 2012	A	W	79-65
Feb. 2, 2012	H	W	74-66
Jan. 30, 2013	H	W	75-36
Jan. 8, 2014	H	W	74-58
March 4, 2014	A	W	72-46
Jan. 7, 2015	A	W	72-68
Feb. 20, 2016	A	L	69-73
Jan. 18, 2017	A	L	53-57
Feb. 21, 2017	H	W	81-66
March 26, 2017	NCAA	L	70-77
Jan. 24, 2018	H	L	72-77
Feb. 10, 2018	A	W	65-41
Jan. 5, 2019	H	L	69-71
Jan. 7, 2020	A	W	81-68
Feb. 3, 2021	H	L	66-72

Southeastern La. (1-0)

Dec. 19, 2012	H	W	82-43
---------------	---	---	-------

Southern (2-0)

Nov. 28, 2006	H	W	83-27
Nov. 18, 2013	H	W	67-53

Southern Methodist (1-2)

Dec. 6, 1960	A	L	64-74
Dec. 4, 1986	N	W	110-70
Dec. 3, 1987	A	L	76-82

Southern Miss (1-0)

March 13, 1986	H	W	81-71
----------------	---	---	-------

Southern Utah (1-0)

Nov. 20, 2008	H	W	64-50
---------------	---	---	-------

Stanford (2-4)

Dec. 23, 1974	A	L	70-80
Feb. 4, 1989	N	L	69-84
Dec. 21, 1990	A	L	74-86
Nov. 27, 2002	N	L	65-69
Nov. 23, 2017	N	W	108-87
Nov. 22, 2018	N	W	72-49

Stetson (53-14)

1919-20	A	L	28-35
Jan. 15, 1921	H	L	18-36
Jan. 22, 1921	A	L	16-55
Jan. 15, 1922	H	W	45-25
1923-24	H	W	19-9
1923-24	A	L	21-25
Jan. 16, 1926	A	W	24-23
Jan. 15, 1930	A	W	17-14
Jan. 31, 1930	H	W	40-26
Jan. 2, 1932	A	L	25-30
Jan. 7, 1933	H	W	46-38
Feb. 3, 1933	A	W	30-18
Feb. 6, 1934	A	L	30-33
Feb. 19, 1934	H	W	34-19
Jan. 19, 1935	A	W	40-32
Feb. 12, 1935	H	L	25-40
Jan. 7, 1936	H	W	27-24
Jan. 14, 1936	A	L	23-30
Jan. 19, 1937	A	L	32-34
Feb. 18, 1937	H	W	40-33
Jan. 10, 1938	H	W	39-27
Feb. 22, 1938	A	L	32-47
Jan. 17, 1939	A	W	32-29
Feb. 18, 1939	H	W	28-26
Feb. 5, 1940	A	W	42-30
Feb. 19, 1940	H	W	48-21
Feb. 1, 1941	A	W	36-32
Feb. 18, 1941	H	W	51-42
Jan. 14, 1947	A	W	39-31
Feb. 19, 1947	H	W	56-38
Jan. 20, 1948	A	W	55-31
Feb. 17, 1948	H	W	48-39
Dec. 8, 1948	H	W	67-34
Jan. 18, 1949	A	W	54-47
Jan. 12, 1950	H	W	64-51
Feb. 14, 1950	A	L	53-57
Jan. 6, 1951	A	W	63-61
Jan. 16, 1951	H	W	70-62
Dec. 8, 1951	H	W	63-56
Dec. 13, 1952	H	W	77-74
Dec. 5, 1953	H	L	55-74
Dec. 11, 1954	H	W	78-70
Dec. 14, 1955	H	W	92-74
Dec. 8, 1956	H	W	84-69
Dec. 4, 1957	H	W	79-65
Dec. 8, 1958	H	W	73-62
Dec. 15, 1959	H	L	74-79

Dec. 5, 1964	H	W	90-57
Nov. 26, 1983	H	L	73-77
Dec. 22, 1984	A	W	70-54
Dec. 30, 1985	H	W	69-66
Dec. 1, 1986	A	W	98-75
Dec. 1, 1992	H	W	70-52
Dec. 11, 1993	H	W	90-44
Nov. 25, 1994	H	W	73-64
Dec. 20, 1995	H	W	78-46
Dec. 14, 1996	H	W	57-47
Nov. 21, 1997	H	W	79-69
Dec. 28, 2001	H	W	94-66
Dec. 6, 2003	H	W	74-61
Dec. 8, 2004	H	W	93-54
Dec. 20, 2006	H	W	88-67
Nov. 27, 2007	H	W	71-48
Dec. 30, 2008	H	W	78-57
Nov. 15, 2009	H	W	74-46
Nov. 28, 2011	N	W	96-70
Dec. 6, 2020	H	W	86-40

Syracuse (1-4)

March 19, 1987	NCAA	L*	81-87
Nov. 18, 2005	N	W	75-70
Nov. 24, 2008	N	L	83-89
Dec. 10, 2009	N	L	73-85
Dec. 2, 2011	A	L	68-72

*NCAA Tournament appearance vacated by NCAA

Temple (2-4)

March 13, 1969	N	L	66-82
Dec. 29, 1981	N	L	81-85
Dec. 19, 1992	N	L	62-67
March 18, 2001	NCAA	L	54-75
Nov. 8, 2001	N	W	72-64
Dec. 30, 2007	N	W	86-69

Tennessee (58-79)

1926-27	A	L	19-22
Feb. 28, 1931	SC	W	33-29
Feb. 16, 1938	A	L	28-42
Feb. 23, 1940	H	W	41-38
March 2, 1940	SEC	L	32-42
Feb. 29, 1941	SEC	L	26-47
Dec. 17, 1948	H	L	52-58
Feb. 3, 1950	A	L	56-65
Dec. 16, 1950	A	L	54-60
Dec. 19, 1951	H	W	58-47
Feb. 23, 1953	A	L	73-82
Feb. 6, 1954	H	L	58-62
Feb. 5, 1955	A	L	75-102
Feb. 4, 1956	H	W	68-64
Feb. 4, 1957	A	L	79-97
Feb. 3, 1958	H	L	91-100
Feb. 2, 1959	A	L	70-100
Feb. 1, 1960	H	L	68-84
Feb. 6, 1961	A	L	68-83
Feb. 5, 1962	H	W	92-83
Feb. 4, 1963	A	W	84-73
Feb. 3, 1964	H	L	58-59
Feb. 1, 1965	A	L	43-75
March 1, 1965	H	W	58-56
Feb. 5, 1966	A	L	47-76
Feb. 21, 1966	H	W	67-63
Jan. 16, 1967	H	L	53-66
Jan. 21, 1967	A	L	42-56
Jan. 15, 1968	A	L	52-67
Jan. 20, 1968	H	W	59-46
Jan. 13, 1969	A	L	63-64
Feb. 17, 1969	H	W	65-63
Jan. 12, 1970	H	W	57-56
Feb. 16, 1970	A	L	61-72
Jan. 11, 1971	A	L	75-85
Feb. 15, 1971	H	W	56-55
Jan. 17, 1972	H	L	50-61

Feb. 21, 1972	A	L	52-55
Jan. 15, 1973	A	L	56-75
Feb. 19, 1973	H	L	83-87
Jan. 19, 1974	H	L	72-75
Feb. 18, 1974	A	L	57-85
Jan. 18, 1975	A	L	56-59
Feb. 17, 1975	H	L	84-85
Jan. 17, 1976	A	L	84-93
Feb. 14, 1976	H	W	72-69
Jan. 10, 1977	A	L	82-92
Feb. 7, 1977	H	W	80-76
Jan. 2, 1978	A	W	92-79
March 4, 1978	H	L	90-91
Jan. 11, 1979	A	L	72-116
Feb. 22, 1979	H	L	73-87
Jan. 9, 1980	H	L	58-69
Feb. 6, 1980	A	L	76-100
Jan. 14, 1981	H	L	52-53
Feb. 11, 1981	A	L	64-78
Jan. 13, 1982	H	L	66-69
Feb. 10, 1982	A	L	75-90
Jan. 22, 1983	H	W	78-74
Feb. 19, 1983	A	L	53-78
March 10, 1983	SEC	L	62-78
Jan. 21, 1984	A	L	65-70
Feb. 18, 1984	A	L	74-75
March 8, 1984	SEC	L	74-80
Jan. 2, 1985	H	W	84-70
Feb. 2, 1985	A	W	93-86
Jan. 2, 1986	A	W	77-75
Feb. 1, 1986	H	W	69-61
Jan. 17, 1987	H	W	97-90
Feb. 18, 1987	A	L	81-71
Jan. 23, 1988	A	W	76-56
Feb. 24, 1988	H	L	63-65
March 11, 1988	SEC	W	67-60
Jan. 18, 1989	A	L	76-83
Feb. 18, 1989	H	W	99-81
March 11, 1989	SEC	W	76-71
Jan. 17, 1990	H	L	75-80
Feb. 17, 1990	A	L	57-75
Jan. 16, 1991	H	L	67-70
Feb. 16, 1991	A	W	73-68
Jan. 18, 1992	H	W	71-65
Feb. 26, 1992	A	W	72-68
Jan. 24, 1993	A	W	80-68
Feb. 27, 1993	H	W	84-70
Jan. 8, 1994	A	W	86-71
March 5, 1994	H	W	82-71
Jan. 22, 1995	A	W	62-47
Feb. 15, 1995	H	W	70-48
Feb. 7, 1996	H	W	63-51
March 2, 1996	A	W	73-71
Jan. 25, 1997	A	W	56-50
Feb. 19, 1997	H	W	76-54
Jan. 3, 1998	H	W	83-69
Feb. 25, 1998	A	L	75-79
Jan. 23, 1999	H	W	93-72
Feb. 10, 1999	A	L	56-91
Jan. 18, 2000	H	L	79-81
Feb. 12, 2000	A	L	73-76
Jan. 30, 2001	H	W	81-67
Feb. 18, 2001	A	W	88-82
Jan. 1, 2002	A	W	104-100
Feb. 26, 2002	H	W	68-62
Jan. 15, 2003	H</		



ALL-TIME SERIES SCORES

March 5, 2008	H	L	86-89
Jan. 31, 2009	A	L	63-79
March 1, 2009	H	L	75-79
Jan. 31, 2010	A	L	60-61
Feb. 23, 2010	H	W	75-62
Jan. 11, 2011	A	W	81-75 OT
Feb. 12, 2011	H	W	61-60
March 11, 2011	SEC	W	85-74
Jan. 7, 2012	A	L	56-67
Feb. 11, 2012	H	L	70-75
Feb. 26, 2013	A	L	58-64
Jan. 25, 2014	H	W	67-41
Feb. 11, 2014	A	W	67-58
March 15, 2014	SEC	W	56-49
Feb. 28, 2015	H	W	66-49
Jan. 6, 2016	A	L	69-83
Jan. 7, 2017	H	W	83-70
Feb. 21, 2018	A	L	57-62
Jan. 12, 2019	H	L	67-78
Feb. 9, 2019	A	L	61-73
Feb. 29, 2020	A	L	58-63
Jan. 19, 2021	H	W	75-49
March 7, 2021	A	L	54-65
March 12, 2021	SEC	L	66-78

Tenn.-Chattanooga (1-0)
Nov. 18, 2006 H W 93-44

Tennessee Tech (1-0)
Nov. 11, 2007 H W 93-65

Texas (3-4)
Dec. 30, 1964 N W 62-49
Dec. 16, 1989 A L 94-105
Nov. 27, 1990 H L 74-76
Dec. 4, 1993 A W 76-68
Dec. 10, 1994 H W 91-73
Dec. 4, 1996 H L 64-82
Dec. 9, 1997 A L 82-85

Texas A&M (9-4)
Jan. 2, 1992 H W 73-46
Dec. 22, 1992 A L 54-57 OT
Dec. 17, 2011 N W 84-64
Jan. 17, 2013 A W 68-47
Feb. 1, 2014 H W 69-36
Feb. 14, 2015 A L 62-63
March 3, 2015 H W 66-62
Jan. 12, 2016 A L 68-71
March 11, 2016 SEC L 66-72
Feb. 11, 2017 H W 71-62
Jan. 2, 2018 A W 83-66
Jan. 22, 2019 H W 81-72
Feb. 12, 2020 A W 78-61

Texas Christian (2-1)
Dec. 21, 1974 A W 73-61
March 17, 1986 H W 77-75
Jan. 26, 2019 A L 50-55

Texas Southern (1-0)
Dec. 12, 2014 H W 75-50

Texas Tech (2-1)
Dec. 10, 1960 H W 79-76
Dec. 8, 1962 A W 71-69 OT
March 17, 2018 NCAA L 66-69

Toledo (1-0)
Nov. 14, 2008 H W 80-58

Towson (2-0)
Jan. 4, 1988 H W 77-55
Nov. 14, 2019 H W 66-60

Troy (1-0)
Nov. 20, 2009 H W 80-58

Tulane (12-11)
Jan. 6, 1948 A L 35-52
Jan. 3, 1949 H L 51-63
Dec. 16, 1949 A L 50-69
Feb. 6, 1951 H W 72-64
March 1, 1951 N L 52-62
Feb. 22, 1952 A L 77-102
Jan. 16, 1953 H W 87-57
Jan. 9, 1954 A L 64-86
Jan. 8, 1955 H L 74-85
Jan. 7, 1956 A W 61-54
Jan. 5, 1957 H W 70-62
Jan. 4, 1958 A L 75-84
Jan. 3, 1959 H L 62-68
Jan. 4, 1960 A L 55-71
Jan. 9, 1961 H W 83-79
Jan. 8, 1962 A L 47-59
Jan. 7, 1963 H W 109-74
Jan. 4, 1964 A W 86-79
Jan. 2, 1965 H W 85-63
Feb. 26, 1966 A W 76-59
Dec. 29, 1983 N W 65-53
Dec. 28, 2000 N W 103-85
Dec. 2, 2001 H W 81-65

Tulsa (0-2)
Dec. 10, 1962 A L 79-85
Dec. 21, 1963 H L 82-86

UAB (3-1)
Dec. 27, 1997 N L 73-80
Dec. 30, 2006 H W 75-70
Jan. 3, 2012 H W 79-61
Nov. 27, 2014 N W 56-47

UCF (10-1)
Nov. 24, 1984 H W 106-55
Nov. 26, 1985 H W 86-56
Dec. 10, 1986 H W 89-54
Dec. 20, 1994 H W 83-69
Nov. 22, 1996 H W 80-63
Nov. 18, 1997 H W 100-85
Dec. 4, 2003 N W 59-39
Dec. 3, 2005 H W 80-47
Dec. 20, 2008 N W 89-61
Dec. 1, 2010 N L 54-57
Nov. 23, 2012 H W 79-66

UCLA (4-0)
April 3, 2006 NCAA W 73-57
March 31, 2007 NCAA W 76-66
March 19, 2011 NCAA W 73-65
March 27, 2014 NCAA W 79-68

UC Santa Barbara (1-0)
March 17, 2011 NCAA W 79-51

UNC Wilmington (3-0)
Dec. 2, 1978 A W 66-51
Dec. 23, 1999 H W 80-53
Nov. 12, 2010 H W 77-60

USF (18-5)
Dec. 4, 1971 N W 116-87
Dec. 14, 1971 N W 98-77
Dec. 1, 1973 H W 81-69
Dec. 17, 1976 ST W 70-53
Dec. 4, 1981 FF L 56-58
Dec. 11, 1982 H L 73-77
Jan. 11, 1983 A W 92-79 OT
Nov. 30, 1983 H W 79-77
Dec. 4, 1984 A W 82-68
Dec. 7, 1985 H W 69-55
Dec. 13, 1986 A W 68-52
Dec. 21, 1987 H W 83-69
Jan. 9, 1989 A W 87-82 OT
Dec. 23, 1989 H W 91-54
Nov. 24, 1990 A L 61-70
Dec. 15, 1991 H L 71-73
Dec. 4, 1992 A W 80-78
Dec. 6, 1993 H W 66-55
Jan. 11, 1994 A W 69-64
Nov. 28, 1995 A L 58-73
Dec. 10, 1996 H W 85-53
Dec. 8, 2001 A W 92-73
Dec. 8, 2002 H W 68-52

Utah (1-1)
Nov. 27, 1988 N W 77-68
April 1, 1992 N L 78-81

Utah State (1-1)
Nov. 22, 1999 N W 60-58
Dec. 21, 2019 N L 62-65

Vanderbilt (71-71)
Jan. 17, 1931 H L 25-42
Jan. 19, 1931 A L 35-43
Jan. 18, 1932 A L 32-36
Jan. 19, 1932 A W 43-33
Feb. 10, 1933 H L 41-42
Feb. 11, 1933 H W 43-27
Feb. 25, 1934 SEC W 24-23
Feb. 14, 1938 A L 24-59
Feb. 28, 1941 SEC W 48-41
Feb. 4, 1950 A L 34-54
Dec. 18, 1950 A L 64-81
Jan. 19, 1952 H W 86-70
Feb. 29, 1952 SEC W 66-63
Jan. 2, 1953 A L 73-85

Feb. 27, 1954	H	L	68-76
Feb. 26, 1955	A	L	72-100
Feb. 25, 1956	H	L	75-80
Feb. 23, 1957	A	L	59-76
Feb. 22, 1958	H	W	73-53
Feb. 21, 1959	A	L	66-77
Feb. 20, 1960	A	W	81-75 OT
Feb. 25, 1961	A	L	60-77
Feb. 24, 1962	H	W	78-68
Feb. 23, 1963	A	L	74-78
Feb. 22, 1964	H	L	79-91
Feb. 20, 1965	A	L	78-80
Feb. 19, 1966	H	L	86-89
Dec. 19, 1966	A	L	69-77
Feb. 4, 1967	H	W	83-75
Dec. 18, 1967	H	W	74-72
Feb. 3, 1968	A	W	91-85
Jan. 6, 1969	H	L	55-62
Feb. 10, 1969	A	W	75-73
Jan. 5, 1970	A	L	79-90
Feb. 9, 1970	H	W	81-79
Jan. 4, 1971	H	W	84-82 OT
Feb. 8, 1971	A	L	81-92
Jan. 10, 1972	A	L	87-104
Feb. 14, 1972	H	L	74-90
Jan. 8, 1973	H	W	80-72
Feb. 12, 1973	A	L	71-78
Feb. 2, 1974	A	L	52-58
March 9, 1974	H	W	80-77
Feb. 1, 1975	H	W	101-90 OT
March 8, 1975	A	L	83-102
Jan. 26, 1976	H	L	81-85 OT
Feb. 23, 1976	A	L	67-71
Jan. 15, 1977	H	W	83-72
Feb. 12, 1977	A	L	72-85
Jan. 9, 1978	H	W	67-65
Feb. 6, 1978	A	L	57-59 2OT
Jan. 24, 1979	H	L	56-57
Jan. 29, 1979	A	W	90-87 OT
Jan. 21, 1980	A	L	85-105
Feb. 20, 1980	H	L	71-74
Feb. 27, 1980	SEC	W	72-71
Jan. 28, 1981	H	L	70-72
Feb. 25, 1981	A	L	64-73
Jan. 27, 1982	A	L	48-51
Feb. 24, 1982	H	L	67-81
March 3, 1982	SEC	L	46-47 2OT
Jan. 15, 1983	A	L	58-69
Feb. 12, 1983	H	W	61-54
Jan. 15, 1984	H	W	73-59
Feb. 11, 1984	A	W	71-63
Jan. 10, 1985	A	W	68-64
Feb. 9, 1985	H	W	78-66
Jan. 8, 1986	H	W	86-55
Feb. 8, 1986	A	L	59-60
Jan. 24, 1987	H	W	85-81
Feb. 25, 1987	A	L	76-84

Team	All-Time	2020/2019	Last 5	Last 10	Home	Road	*SEC Tourney	#Other
Alabama	70-75	1-0/1-0	4-1	8-2	41-21	22-47	7-7	—
Arkansas	26-12	1-0/2-0	4-1	9-1	14-2	7-8	5-2	—
Auburn	80-89	1-0/0-2	3-2	8-2	50-29	26-56	4-4	—
Georgia	116-103	2-0/1-1	3-2	7-3	66-38	41-62	2-1	7-2
Kentucky	40-104	0-2/0-2	1-4	3-7	26-37	10-53	4-13	0-1
LSU	49-65	1-1/2-1	3-2	6-4	30-21	15-36	4-8	—
Ole Miss	67-47	1-1/1-0	3-2	6-4	40-12	23-31	4-3	0-1
Mississippi State	65-51	0-1/0-1	3-2	8-2	40-13	23-35	2-2	0-1
Missouri	7-3	0-1/1-0	4-1	7-3	4-0	2-3	1-0	—
South Carolina	46-27	1-0/0-1	2-3	5-5	21-9	23-15	2-1	0-2
Tennessee	57-77	0-1/0-2	1-4	5-5	35-26	17-47	4-4	1-0
Texas A&M	9-4	1-0/1-0	4-1	7-3	5-0	3-3	0-1	1-0
Vanderbilt	68-71	2-0/2-0	4-1	5-5	42-20	19-48	6-3	—

*Florida is 0-1 vs. Tulane in the SEC Tournament; #at neutral sites other than the SEC Tournament



ALL-TIME SERIES SCORES

Jan. 30, 1988	A	L	65-92
March 2, 1988	H	W	81-65
Jan. 25, 1989	A	W	81-78 OT
Feb. 25, 1989	H	W	83-80 OT
Jan. 24, 1990	H	L	64-71
Feb. 24, 1990	A	L	54-67
March 8, 1990	SEC	L	58-68
Jan. 30, 1991	H	L	57-60
March 2, 1991	A	L	68-82
Jan. 25, 1992	H	W	75-55
March 7, 1992	A	L	76-82
Jan. 9, 1993	H	W	62-61
Feb. 20, 1993	A	L	64-82
Jan. 29, 1994	H	W	75-66
Feb. 26, 1994	A	L	78-82
Jan. 7, 1995	H	W	72-62
March 5, 1995	A	W	69-58
Jan. 24, 1996	H	W	77-55
Feb. 13, 1996	A	L	56-70
Feb. 1, 1997	H	L	63-74
March 1, 1997	A	L	72-79
Jan. 24, 1998	H	W	85-69
Feb. 18, 1998	A	L	56-73
Jan. 6, 1999	H	W	90-59
Feb. 27, 1999	A	L	70-71 OT
Jan. 5, 2000	A	L	77-87
Jan. 29, 2000	H	W	89-63
Jan. 20, 2001	H	L	61-63
Feb. 28, 2001	A	W	72-62
Jan. 12, 2002	A	W	95-85
Feb. 9, 2002	H	W	80-54
Jan. 22, 2003	H	W	87-75
Feb. 22, 2003	A	W	77-74 OT
Jan. 17, 2004	A	L	72-86
Feb. 7, 2004	H	W	81-71
March 12, 2004	SEC	W	91-69
Jan. 15, 2005	A	W	82-65
Feb. 23, 2005	H	W	69-61
Jan. 28, 2006	H	W	81-58
Feb. 15, 2006	A	W	73-68
Jan. 31, 2007	H	W	74-64
Feb. 17, 2007	A	L	70-83
Jan. 27, 2008	H	W	86-64
Feb. 16, 2008	A	L	58-61
Jan. 25, 2009	A	W	94-69
Feb. 21, 2009	H	W	82-68
Jan. 9, 2010	A	L	87-95
March 2, 2010	H	L	60-64
Feb. 1, 2011	H	W	65-61 OT
March 5, 2011	A	W	86-76
March 12, 2011	SEC	W	77-66
Feb. 4, 2012	H	W	73-65
Feb. 28, 2012	A	L	67-77
March 6, 2013	H	W	66-40
Feb. 25, 2014	A	W	57-54
Feb. 3, 2015	A	L	61-67
Feb. 18, 2015	H	W	50-47
Jan. 26, 2016	A	L	59-60
Feb. 23, 2016	H	L	74-87
Jan. 21, 2017	H	L	66-68
March 4, 2017	A	L	71-73
March 10, 2017	SEC	L	62-72 OT
Dec. 30, 2017	H	W	81-74
Feb. 17, 2018	A	L	68-71
Feb. 13, 2019	H	W	66-57
Feb. 27, 2019	A	W	71-55
Feb. 1, 2020	A	W	61-55
Feb. 15, 2020	H	W	84-66
Dec. 30, 2020	A	W	91-72
Jan. 27, 2021	H	W	78-71
March 11, 2021	SEC	W	69-63

Vermont (3-0)

Dec. 23, 1977	A	W	93-67
Nov. 30, 2007	N	W	86-61
Nov. 25, 2015	H	W	86-62

Villanova (2-2)

Dec. 22, 1993	A	W	85-77
Jan. 14, 1995	H	L	70-72
March 20, 2005	NCAA	L	65-76
March 26, 2006	NCAA	W	75-62

Virginia (2-1)

March 30, 1992	N	L	56-62
March 16, 2012	NCAA	W	71-45
March 18, 2017	NCAA	W	65-39

VMI (3-1)

Feb. 9, 1921	A	L	20-60
1922-23	A	W	19-15
Dec. 2, 1964	H	W	68-59
Dec. 28, 1999	H	W	113-68

Virginia Tech (5-5)

Dec. 29, 1961	N	L	69-78
Dec. 29, 1966	N	W	92-73
Dec. 29, 1969	N	W	48-45
Jan. 20, 1973	H	W	92-75
Dec. 22, 1973	A	L	74-85
Dec. 2, 1974	H	L	85-86
Dec. 13, 1975	A	L	60-90
Dec. 19, 1986	N	W	82-60
Dec. 28, 1991	N	L	57-79
March 19, 2021	NCAA	W	75-70 OT

Wake Forest (7-5)

Feb. 13, 1936	A	L	32-34
Feb. 15, 1936	A	W	32-24
Dec. 18, 1956	N	L	53-55
Dec. 2, 1960	A	L	79-85
Dec. 12, 1961	H	W	71-65
Dec. 15, 1962	H	W	73-67
Dec. 29, 1964	GB	W	82-65
Dec. 27, 1975	GB	L	75-78 OT
Dec. 3, 1994	A	W	81-70
Dec. 9, 1995	H	L	53-77
Nov. 17, 2005	N	W	77-72
Dec. 20, 2014	N	W	63-50

Washington (2-1)

Dec. 21, 1965	A	W	66-60
Dec. 22, 1965	A	L	69-78
Nov. 25, 2008	N	W	86-84

Weber State (1-0)

March 13, 1999	NCAA	W	82-74 OT
----------------	------	---	----------

West Virginia (7-3)

Jan. 30, 1963	A	L	67-114
Dec. 9, 1967	A	W	82-72
March 3, 1969	A	W	75-57
Jan. 17, 1970	A	L	87-88 OT
March 1, 1971	H	W	72-71
Dec. 3, 2002	N	L	66-68
Dec. 20, 2003	N	W	70-57
Jan. 30, 2016	H	W	88-71
Dec. 4, 2018	N	W	66-56
Jan. 30, 2021	A	W	85-80

Western Carolina (1-0)

Dec. 2, 1986	H	W	116-68
--------------	---	---	--------

Western Kentucky (2-0)

March 16, 2001	NCAA	W	69-56
Nov. 24, 2006	N	W	101-68

Wichita State (2-0)

Dec. 7, 1991	A	W	61-50
Jan. 26, 1993	H	W	83-58

William & Mary (1-0)

Nov. 14, 2014	H	W	68-45
---------------	---	---	-------

Winthrop (1-0)

Dec. 28, 2008	N	W	74-45
---------------	---	---	-------

Wisconsin (3-2)

Dec. 20, 1967	A	L	81-86
Dec. 21, 1968	H	W	71-66
Nov. 14, 2012	H	W	74-56
Nov. 12, 2013	A	L	53-59
March 24, 2017	NCAA	W	84-83 OT

Wisconsin-Milwaukee (1-0)

March 18, 2006	NCAA	W	82-60
----------------	------	---	-------

Wofford (6-0)

Feb. 11, 1921	A	W	45-35
Jan. 4, 1938	H	W	47-33
Dec. 5, 1951	H	W	76-52
Dec. 9, 1953	A	W	100-63
Dec. 4, 1954	H	W	76-61
Dec. 5, 1955	H	W	85-66

Wright State (1-0)

Nov. 21, 2011	N	W	78-65
---------------	---	---	-------

Wyoming (0-1)

March 24, 1986	N	L	58-67
----------------	---	---	-------

Xavier (2-2)

Dec. 28, 1959	N	L	74-86
Feb. 13, 2010	H	L	64-76
Dec. 31, 2010	A	W	71-67
Nov. 24, 2019	N	W	70-65

Yale (3-0)

Dec. 31, 2011	H	W	90-70
Jan. 6, 2013	A	W	79-58
Dec. 8, 2014	H	W	85-47

Non-Division I Opponents

Alaska-Anchorage (3-0)

Nov. 27, 1982	A	W	72-52
Nov. 26, 1988	A	W	83-72
Dec. 8, 1990	N	W	92-81

Albany YMCA (3-2)

Jan. 26, 1922	A	L	17-27
1923-24	A	L	13-66
Feb. 17, 1929	A	W	50-45
Feb. 16, 1933	A	W	56-40
Feb. 2, 1938	A	W	34-27

Atwater Kent (2-0)

Jan. 3, 1931	A	W	38-26
Jan. 6, 1931	H	W	34-16

Augusta College (1-0)

Dec. 15, 1990	H	W	82-43
---------------	---	---	-------

Banana River NAS (2-0)

Dec. 19, 1946	A	W	54-44
Feb. 11, 1947	H	W	58-37

Biscayne/St. Thomas (6-0)

Dec. 4, 1979	H	W	93-88
Nov. 29, 1980	N	W	90-71
Nov. 28, 1981	H	W	91-80
Dec. 21, 1982	H	W	92-72
Dec. 20, 1983	H	W	74-51

Dec. 20, 1984	A	W	120-66
---------------	---	---	--------

Camp Benning (1-1)

Feb. 15, 1921	A	W	31-28
Jan. 27, 1922	A	L	13-45

Camp Blanding (2-3)

Jan. 11, 1945	H	L	44-46
Jan. 31, 1945	A	W	39-36
Feb. 2, 1945	A	L	36-50
Jan. 9, 1946	A	L	44-49
Jan. 14, 1946	H	W	64-40

Camp Blanding 120th Inf. (1-0)

Jan. 22, 1943	A	W	53-27
---------------	---	---	-------

Catholic Club (1-0)

1919-20	A	W	28-16
---------	---	---	-------

Cedar Key AAF (1-0)

Dec. 13, 1944	H	W	77-24
---------------	---	---	-------

Central Missouri St. (1-0)

Dec. 17, 1973	H	W	109-72
---------------	---	---	--------

Cincinnati YMCA (0-6)

Feb. 4, 1926	H	L	26-42
1926-27	A	L	26-60
Feb. 8, 1927	H	L	23-41
Feb. 3, 1928	H	L	26-27
Jan. 21, 1929	A	L	35-44
Jan. 28, 1930	H	L	26-33

Cohen Brothers (2-0)

Jan. 21, 1930	A	W	38-26
Feb. 20, 1930	H	W	49-26

Columbia College (2-0)

Jan. 25, 1916	A	W	18-5
Feb. 5, 1916	A	W	36-25

Coral Gables (0-3)

1924-25	A	L	23-37
1924-25	A	L	16-36
1924-25	H	L	29-39

Davis-Elkins (0-2)

1926-27	A	L	23-60
Feb. 4, 1928	H	L	25-57

Daytona Beach All-Stars (1-0)

Jan. 9, 1947	A	W	45-31
--------------	---	---	-------

Denison (0-1)

1926-27	A	L	17-30
---------	---	---	-------

Erskine (1-0)

Dec. 1, 1958	H	W	107-61
--------------	---	---	--------

Field Artillery 197th (1-0)

Feb. 11, 1943	A	W	66-28
---------------	---	---	-------

Florida Southern (27-6)

1923-24	H	W	27-15
1923			



ALL-TIME SERIES SCORES

Feb. 21, 1930	H	W	54-30
Jan. 6, 1939	H	W	62-26
Feb. 9, 1939	A	W	38-24
Dec. 8, 1939	H	W	60-33
Jan. 6, 1940	A	W	77-29
Dec. 12, 1940	A	W	43-19
Jan. 31, 1941	A	W	47-31
Dec. 12, 1941	H	W	51-36
Feb. 3, 1942	A	W	50-22
Dec. 8, 1946	H	W	47-24
Feb. 21, 1947	A	W	63-38
Jan. 10, 1948	A	W	74-49
Feb. 10, 1948	H	W	87-43
Dec. 4, 1948	A	W	83-61
Jan. 12, 1949	H	L	50-51
Dec. 1, 1949	A	W	49-37
Feb. 7, 1950	H	L	62-67
Dec. 6, 1950	H	W	71-51
Feb. 3, 1951	A	L	58-69
Dec. 15, 1951	H	W	79-51
Dec. 10, 1952	H	W	74-56
Dec. 7, 1959	H	W	88-70
Dec. 20, 1979	A	L	75-98
Dec. 8, 1980	N	W	72-62

Ft. Benning (0-2)

1924-25	A	L	27-43
Jan. 16, 1927	A	L	18-51

Ft. Benning Parachute (0-1)

Feb. 13, 1943	A	L	31-33
---------------	---	---	-------

Ft. McPherson (1-0)

Jan. 22, 1926	H	W	34-22
---------------	---	---	-------

Goodyear Tire (0-1)

1926-27	A	L	30-50
---------	---	---	-------

Green Cove (0-2)

Feb. 5, 1946	H	L	39-65
Feb. 12, 1946	A	L	38-53

Havana (1-1)

Feb. 16, 1926	H	L	16-37
Jan. 17, 1938	H	W	45-25

House of David (1-0)

Jan. 15, 1934	H	W	50-23
---------------	---	---	-------

Illinois Wesleyan (2-0)

Dec. 20, 1976	H	W	78-68
Dec. 29, 1979	H	W	93-74

Jacksonville Cavs (1-0)

Feb. 11, 1946	A	W	66-41
---------------	---	---	-------

Jacksonville NAS (5-7)

Jan. 7, 1938	H	W	42-37
Feb. 12, 1942	A	W	38-37
Jan. 9, 1945	H	L	26-46
Jan. 27, 1945	H	L	26-64
Jan. 30, 1945	H	L	34-45
Feb. 6, 1945	A	L	44-67
Jan. 3, 1946	A	L	38-47
Jan. 11, 1946	H	L	29-41
Jan. 7, 1947	A	W	50-44
Jan. 23, 1947	H	L	41-43
Jan. 13, 1948	H	W	82-51
Feb. 25, 1948	A	W	77-59

Jax Seminole Canoe Club (4-3)

1924-25	H	W	27-11
1924-25	A	L	26-34
1924-25	H	L	21-34
Jan. 30, 1926	H	W	39-16
Feb. 18, 1926	A	W	29-28
Feb. 26, 1927	H	W	33-21

March 2, 1927	A	L	25-30
---------------	---	---	-------

Jacksonville YMCA (3-2)

Dec. 15, 1915	A	W	30-14
Feb. 4, 1916	A	W	46-42
1919-20	A	W	31-28
1919-20	A	L	31-33
Jan. 31, 1922	A	L	18-43

Kentucky Wesleyan (0-1)

Dec. 31, 1955	A	L	62-73
---------------	---	---	-------

Kewatin (St. Augustine) (0-1)

Feb. 2, 1916	A	L	16-22
--------------	---	---	-------

Lawrence Tech (1-0)

Feb. 8, 1949	H	W	64-58
--------------	---	---	-------

Lee Field (0-1)

Jan. 4, 1945	H	L	47-57
--------------	---	---	-------

Lynchburg (0-1)

1922-23	A	L	19-34
---------	---	---	-------

Macon YMCA (0-3)

1919-20	A	L	18-64
Feb. 14, 1921	A	L	17-47
1923-24	A	L	15-35

Marine Maritime Acad. (1-0)

Dec. 14, 1945	H	W	79-38
---------------	---	---	-------

Masked Marvels (1-0)

1926-27	H	W	47-18
---------	---	---	-------

Miami YMCA (0-1)

1923-24	H	L	7-16
---------	---	---	------

Missouri Western (2-0)

Dec. 16, 1975	H	W	99-70
Dec. 20, 1980	H	W	98-82

Muhlenberg (1-0)

Dec. 17, 1956	N	W	97-90
---------------	---	---	-------

Naval Air Gunnery (1-0)

Feb. 17, 1943	A	W	74-53
---------------	---	---	-------

Naval Inshore Patrol (1-0)

Feb. 10, 1943	A	W	52-35
---------------	---	---	-------

NW Missouri State (1-0)

Dec. 9, 1974	H	W	114-51
--------------	---	---	--------

O.C.S. (1-0)

Jan. 8, 1943	H	W	63-12
--------------	---	---	-------

Oglethorpe (1-1)

Feb. 15, 1927	A	L	28-41
Feb. 20, 1935	H	W	50-40

Olson Swedes (0-1)

Jan. 3, 1928	H	L	28-53
--------------	---	---	-------

Orlando AFB (2-0)

Jan. 24, 1946	A	W	59-34
Jan. 26, 1946	A	W	60-35

Paris Island Marines (1-0)

Feb. 9, 1927	H	W	41-28
--------------	---	---	-------

Pinellas AAF (0-1)

Dec. 15, 1944	H	L	34-40
---------------	---	---	-------

Puerto Rico (1-0)

Nov. 30, 1996	A	W	93-63
---------------	---	---	-------

Ralph's Dry Cleaners (2-0)

Dec. 11, 1926	A	W	42-10
Dec. 16, 1926	H	W	37-17

Rollins (17-0)

Jan. 21, 1922	H	W	43-17
Feb. 11, 1922	A	W	48-29
1922-23	H	W	42-21
Jan. 15, 1926	A	W	48-13
Feb. 1, 1926	H	W	38-14
Jan. 21, 1928	H	W	48-16
Feb. 1, 1926	A	W	30-23
Jan. 22, 1929	H	W	41-17
Jan. 17, 1930	A	W	50-24
Feb. 8, 1930	H	W	44-27
Feb. 23, 1931	H	W	44-21
Feb. 3, 1932	A	W	34-10
Feb. 24, 1941	A	W	65-35
Dec. 8, 1954	H	W	86-65
Dec. 8, 1955	H	W	99-60
Dec. 16, 1957	H	W	87-63
Dec. 10, 1958	H	W	84-54

Roosevelt (1-0)

Dec. 30, 1975	H	W	121-54
---------------	---	---	--------

St. Augustine YMCA (1-0)

Feb. 3, 1916	A	W	46-32
--------------	---	---	-------

St. Francis (Pa.) (1-0)

Dec. 30, 1994	H	W	87-72
---------------	---	---	-------

St. Leo (2-0)

Feb. 9, 1983	H	W	85-49
Feb. 8, 1984	H	W	95-61

Savannah YMCA (2-2)

1919-20	A	L	24-28
Feb. 5, 1921	A	W	38-20
Jan. 29, 1922	A	L	22-26
Feb. 17, 1922	H	W	41-18

Scranton (0-1)

Dec. 29, 1939	A	L	33-39
---------------	---	---	-------

Sears (1-0)

Jan. 6, 1932	H	W	55-20
--------------	---	---	-------

Sewanee (3-1)

Feb. 15, 1938	A	L	31-33
Feb. 6, 1939	H	W	33-27
Feb. 7, 1939	H	W	44-37
Dec. 3, 1973	H	W	98-59

S. Jax Greenbacks (2-2)

1923-24	H	W	30-29
1923-24	A	L	31-34
Jan. 9, 1926	A	L	25-30
Jan. 23, 1926	H	W	46-22

Spring Hill (1-1)

Dec. 9, 1946	H	W	49-36
Dec. 29, 1954	N	L	60-66

Tampa (20-4)

Feb. 2, 1937	H	W	29-14
Feb. 20, 1937	A	L	14-29

Feb. 8, 1938	A	W	24-21
Feb. 11, 1938	H	W	34-18
Feb. 6, 1940	A	W	53-35
Feb. 16, 1940	H	W	48-30
Jan. 15, 1943	H	W	55-24
Jan. 16, 1943	H	W	61-36
Jan. 25, 1947	H	W	50-30
Feb. 22, 1947	A	W	49-37
Dec. 3, 1947	H	W	70-43
Jan. 17, 1948	A	W	40-30
Dec. 14, 1948	A	W	50-45
Feb. 15, 1949	H	W	68-62
Jan. 17, 1950	A	L	50-63
Feb. 22, 1950	H	W	59-52
Jan. 18, 1951	H	L	49-51
Feb. 15, 1951	A	L	56-70
Dec. 18, 1953	H	W	89-65
Dec. 13, 1954	H	W	68-61
Dec. 12, 1955	H	W	110-62
Dec. 5, 1956	H	W	94-63
Dec. 2, 1959	H	W	79-63
Dec. 11, 1963	H	W	108-75

Union College (Ky.) (1-0)

Feb. 3, 1941	A	W	46-26
--------------	---	---	-------

Valdosta State (1-0)

Dec. 1, 1972	H	W	100-76
--------------	---	---	--------

Washington College (0-1)

Dec. 27, 1939	A	L	30-45
---------------	---	---	-------

Waycross (1-0)

Jan. 4, 1932	H	W	66-14
--------------	---	---	-------

Waycross NAS (1-0)

Feb. 8, 1945	A	W	42-40
--------------	---	---	-------

Welch Army Hospital (0-3)

Feb. 23, 1945	H	L	45-50
Jan. 7, 1946	H	L	30-36
Jan. 25, 1946	A	L	40-45

Wilmington (OH) Coll. (0-1)

1926-27	A	L	18-46
---------	---	---	-------

305th Fighter Squadron (1-0)

Jan. 12, 1943	A	W	70-24
---------------	---	---	-------



RECORD BY CONFERENCE

America East

Albany	2-0	1.000
New Hampshire	4-0	1.000
Vermont	3-0	1.000
Totals	9-0	1.000

American

Cincinnati	1-0	1.000
Houston	0-2	.000
Memphis	2-0	1.000
SMU	1-2	.333
Temple	2-4	.333
Tulane	12-11	.521
Tulsa	0-2	.000
UCF	10-1	.909
USF	18-5	.783
Wichita State	2-0	1.000
Totals	48-27	.640

ACC

Boston College	3-0	1.000
Clemson	9-10	.474
Duke	4-14	.222
Florida State	43-29	.597
Georgia Tech	20-26	.435
Louisville	1-8	.111
Miami	47-24	.662
North Carolina	2-4	.333
N.C. State	3-6	.333
Pittsburgh	3-4	.429
Syracuse	1-3	.250
Virginia	2-1	.667
Virginia Tech	5-5	.500
Wake Forest	7-5	.583
Totals	150-139	.519

Atlantic Sun

Florida Gulf Coast	5-0	1.000
Jacksonville	32-5	.865
Liberty	1-0	1.000
North Florida	9-0	1.000
Stetson	53-14	.791
Totals	100-19	.840

Atlantic 10

Davidson	0-2	.000
Dayton	1-0	1.000
Duquesne	2-0	1.000
Fordham	1-2	.333
George Mason	1-0	1.000
George Washington	2-2	.500
La Salle	1-1	.500
Massachusetts	1-2	.333
Rhode Island	1-0	1.000
Richmond	3-2	.600
St. Bonaventure	3-0	1.000
St. Joseph's	3-1	.750
Totals	19-12	.613

Big East

Butler	3-3	.500
Connecticut	1-4	.200
Creighton	1-2	.333
DePaul	2-1	.667
Georgetown	2-3	.400
Marquette	2-2	.500
Providence	5-0	1.000
Seton Hall	2-1	.667
Villanova	2-2	.500
Xavier	2-2	.500
Totals	22-20	.524

Big Sky

Montana State	1-0	1.000
Southern Utah	1-0	1.000
Weber State	1-0	1.000
Totals	3-0	1.000

Big South

Charleston Southern	6-0	1.000
Gardner-Webb	1-0	1.000
High Point	3-0	1.000
Longwood	1-0	1.000
Presbyterian	1-0	1.000
Radford	1-0	1.000
Winthrop	1-0	1.000
Totals	14-0	1.000

Big Ten

Illinois	1-4	.200
Indiana	0-3	.000
Maryland	2-1	.667
Michigan	1-2	.333
Michigan State	3-5	.375
Minnesota	1-1	.500
Northwestern	1-2	.333
Ohio State	5-8	.385
Penn State	1-2	.333
Purdue	2-4	.333
Rutgers	4-2	.667
Wisconsin	3-2	.600
Totals	24-36	.400

Big 12

Baylor	1-2	.333
Iowa State	2-1	.667
Kansas	2-4	.333
Kansas State	1-1	.500
Oklahoma	2-1	.667
Oklahoma State	3-0	1.000
Texas	3-4	.429
Texas Christian (TCU)	2-1	.667
Texas Tech	2-1	.667
West Virginia	7-3	.700
Totals	25-18	.581

Big West

Hawaii	1-0	1.000
Long Beach State	1-0	1.000
UC Santa Barbara	1-0	1.000
Totals	3-0	1.000

Colonial Athletic

Delaware	0-1	.000
Hofstra	1-1	.500
James Madison	3-1	.750
Northeastern	1-0	1.000
Towson	2-0	1.000
UNC Wilmington	3-0	1.000
William & Mary	1-0	1.000
Totals	11-3	.786

Conference USA

Charlotte	4-2	.667
Florida Atlantic	3-0	1.000
Florida International	2-0	1.000
Louisiana Tech	2-1	.667
Marshall	1-0	1.000
Middle Tennessee	2-0	1.000
Rice	2-1	.667
Southern Miss	1-0	1.000
UAB	3-1	.750
Western Kentucky	2-0	1.000
Totals	22-5	.815

Horizon

Robert Morris	1-0	1.000
Wisconsin-Milwaukee	1-0	1.000
Wright State	1-0	1.000
Totals	3-0	1.000

Ivy League

Brown	1-0	1.000
Columbia	1-0	1.000
Harvard	1-0	1.000
Pennsylvania	2-2	.500
Yale	3-0	1.000
Totals	8-2	.800

Metro Atlantic

Fairfield	1-0	1.000
Iona	0-1	.000
Manhattan	2-1	.667
Rider	1-0	1.000
St. Peter's	1-0	1.000
Siena	1-0	1.000
Totals	6-2	.750

Mid-American

Kent State	1-0	1.000
Miami (Ohio)	0-1	.000
Ohio	2-1	.667
Toledo	1-0	1.000
Totals	4-2	.667

Mid-Eastern Athletic

Bethune-Cookman	6-0	1.000
Florida A&M	11-0	1.000
Howard	1-0	1.000
Morgan State	1-0	1.000
Norfolk State	1-0	1.000
North Carolina A&T	2-0	1.000
North Carolina Central	1-0	1.000
Totals	23-0	1.000

Missouri Valley

Bradley	1-1	.500
Evansville	1-1	.500
Loyola Chicago	0-1	.000
Missouri State	1-0	1.000
Totals	3-3	.500

Mountain West

Air Force	2-0	1.000
Colorado State	0-1	.000
Fresno State	1-0	1.000
Nevada	1-0	1.000
San Diego State	1-1	.500
San Jose State	0-1	.000
Utah State	1-1	.500
Wyoming	0-1	.000
Totals	6-5	.545

Northeast

LIU-Brooklyn	1-0	1.000
St. Francis (Pa.)	1-0	1.000
Totals	2-0	1.000

Ohio Valley

Austin Peay	1-0	1.000
Belmont	2-0	1.000
Eastern Illinois	1-0	1.000
Eastern Kentucky	2-0	1.000
Morehead State	2-1	.667
Tennessee Tech	1-0	1.000
Totals	9-1	.900

Pac-12

Arizona	2-2	.500
Arizona State	2-0	1.000
California	0-2	.000
Oregon	1-0	.385
Stanford	2-4	.333
UCLA	4-0	1.000
Utah	1-1	.500
Washington	2-1	.667
Totals	14-10	.583

Patriot

American	3-0	1.000
Army	2-0	1.000
Bucknell	1-0	1.000
Holy Cross	1-0	1.000
Navy	2-1	.667
Totals	9-1	1.000

SEC

See page 125.

Southern

The Citadel	1-0	1.000
East Tennessee State	5-0	1.000
Furman	3-4	.429
Mercer	8-7	.533
Samford	2-0	1.000
Tennessee-Chattanooga	1-0	1.000
VMI	3-1	.750
Western Carolina	1-0	1.000
Totals	24-12	.667

Southland

Incarnate Word	1-0	1.000
McNeese State	1-0	1.000
New Orleans	3-0	1.000
Nicholls State	1-0	1.000
Northwestern State	1-0	1.000
Sam Houston State	2-0	1.000
Southeastern Louisiana	1-0	1.000
Totals	10-0	1.000

Southwestern

Alabama State	2-0	1.000
Bethune-Cookman	6-0	1.000
Florida A&M	11-0	1.000
Jackson State	2-0	1.000
Mississippi Valley State	1-0	1.000
Prairie View A&M	1-0	1.000
Southern	2-0	1.000
Texas Southern	1-0	1.000
Totals	26-0	1.000

Summit League

Missouri-Kansas City	1-0	1.000
North Dakota State	1-0	1.000
Oral Roberts	0-1	.000
Totals	2-1	.667

Sun Belt

Arkansas-Little Rock	2-0	1.000
Coastal Carolina	3-0	1.000
Georgia Southern	6-2	.750
Louisiana-Lafayette	0-2	.000
Louisiana-Monroe	1-0	1.000
South Alabama	2-2	.500
Troy	1-0	1.000
Totals	15-6	.714

West Coast

Brigham Young	1-3	.250
Gonzaga	2-2	.500
Totals	3-5	.375

Note: Schools are listed and conference records calculated under current conference affiliations.



NCAA TOURNAMENT RESULTS

NCAA Tournament History

NCAA Tournament Appearances: 21
 All-Time NCAA Record: 45-19
 Final Four Appearances: 5
 National Championship Appearances: 3
 National Championships: 2

1986-87*

NCAA East First Round at Carrier Dome in Syracuse, N.Y.
 March 13, 1987 – (6) Florida 82, (11) N.C. State 70
 NCAA East Second Round at Carrier Dome in Syracuse, N.Y.
 March 15, 1987 – (6) Florida 85, (3) Purdue 66
 NCAA East Semifinals at Meadowlands Arena in East Rutherford, N.J.
 March 19, 1987 – (2) Syracuse 87, (6) Florida 81
 *Vacated by NCAA

1987-88*

NCAA West First Round at Huntsman Center in Salt Lake City, Utah
 March 17, 1988 – (6) Florida 62, (11) St. John's 59
 NCAA West Second Round at Huntsman Center in Salt Lake City, Utah
 March 19, 1988 – (3) Michigan 108, (6) Florida 85
 *Vacated by NCAA

1988-89

NCAA Midwest First Round at Reunion Arena in Dallas, Texas
 March 17, 1989 – (10) Colorado State 68, (7) Florida 46

1993-94

NCAA East First Round at Nassau Coliseum in Long Island, N.Y.
 March 17, 1994 – (3) Florida 64, (14) James Madison 62
 NCAA East Second Round at Nassau Coliseum in Long Island, N.Y.
 March 19, 1994 – (3) Florida 70, (11) Penn 58
 NCAA East Regional Semifinal at Miami Arena in Miami, Fla.
 March 25, 1994 – (3) Florida 69, (2) Connecticut 60 (OT)
 NCAA East Regional Final at Miami Arena in Miami, Fla.
 March 27, 1994 – (3) Florida 74, (9) Boston College 66
 NCAA Tournament Final Four at Charlotte Coliseum in Charlotte, N.C.
 April 2, 1994 – (2) Duke 70, (3) Florida 65

1994-95

NCAA East First Round at Tallahassee Leon County Civic Center in Tallahassee, Fla.
 March 17, 1995 – (7) Iowa State 64, (10) Florida 61

1998-99

NCAA West First Round at Key Arena in Seattle, Wash.
 March 11, 1999 – (6) Florida 75, (11) Penn 61
 NCAA West Second Round at Key Arena in Seattle, Wash.
 March 13, 1999 – (6) Florida 82, (14) Weber State 74 (OT)
 NCAA West Regional Semifinal at America West Arena in Phoenix, Ariz.
 March 18, 1999 – (10) Gonzaga 73, (6) Florida 72

1999-2000

NCAA East First Round at LJV Coliseum in Winston Salem, N.C.
 March 17, 2000 – (5) Florida 69, (12) Butler 68 (OT)
 NCAA East Second Round at LJV Coliseum in Winston Salem, N.C.
 March 19, 2000 – (5) Florida 93, (4) Illinois 76
 NCAA East Regional Semifinal at Carrier Dome in Syracuse, N.Y.
 March 24, 2000 – (5) Florida 87, (1) Duke 78
 NCAA East Regional Final at Carrier Dome in Syracuse, N.Y.
 March 26, 2000 – (5) Florida 77, (3) Oklahoma State 65
 NCAA Semifinal at RCA Dome in Indianapolis, Ind.
 April 1, 2000 – (5) Florida 71, (8) North Carolina 59
 NCAA Championship at RCA Dome in Indianapolis, Ind.
 April 3, 2000 – (1) Michigan State 89, (5) Florida 76

2000-01

NCAA South First Round at Louisiana Superdome in New Orleans, La.
 March 16, 2001 – (3) Florida 69, (14) Western Kentucky 56
 NCAA South Second Round at Louisiana Superdome in New Orleans, La.
 March 18, 2001 – (11) Temple 75, (3) Florida 54

2001-02

NCAA Midwest First Round at United Center in Chicago, Ill.
 March 15, 2002 – (12) Creighton 83, (5) Florida 82 (20T)

2002-03

NCAA South First Round at St. Pete Times Forum in Tampa, Fla.
 March 21, 2003 – (2) Florida 85, (15) Sam Houston State 55
 NCAA South Second Round at St. Pete Times Forum in Tampa, Fla.
 March 23, 2003 – (7) Michigan State 68, (2) Florida 46

2003-04

NCAA East Rutherford First Round at RBC Center, Raleigh, N.C.
 March 18, 2004 – (12) Manhattan 75, (5) Florida 60

2004-05

NCAA Syracuse First Round at Gaylord Entertainment Center, Nashville, Tenn.
 March 18, 2005 – (4) Florida 67, (13) Ohio 62
 NCAA Syracuse Second Round at Gaylord Entertainment Center, Nashville, Tenn.
 March 20, 2005 – (5) Villanova 76, (4) Florida 65

2005-06

NCAA Minneapolis First Round at Veterans Memorial Arena, Jacksonville, Fla.
 March 16, 2006 – (3) Florida 76, (14) South Alabama 50
 NCAA Minneapolis Second Round at Veterans Memorial Arena, Jacksonville, Fla.
 March 18, 2006 – (3) Florida 82, (11) Wisconsin-Milwaukee 60
 NCAA Minneapolis Regional Semifinal at Metrodome in Minneapolis, Minn.
 March 24, 2006 – (3) Florida 57, (7) Georgetown 53
 NCAA Minneapolis Regional Final at Metrodome in Minneapolis, Minn.
 March 26, 2006 – (3) Florida 75, (1) Villanova 62
 NCAA Semifinal at RCA Dome in Indianapolis, Ind.
 April 1, 2006 – (3) Florida 73, (11) George Mason 58
 NCAA Championship at RCA Dome in Indianapolis, Ind.
 April 3, 2006 – (3) Florida 73, (2) UCLA 57

2006-07

NCAA Midwest First Round at New Orleans Arena, New Orleans, La.
 March 16, 2007 – (1) Florida 112, (16) Jackson State 69
 NCAA Midwest Second Round at New Orleans Arena, New Orleans, La.
 March 18, 2007 – (1) Florida 74, (9) Purdue 67
 NCAA Midwest Regional Semifinal at Edward Jones Dome, St. Louis, Mo.
 March 23, 2007 – (1) Florida 65, (5) Butler 57
 NCAA Midwest Regional Final at Edward Jones Dome, St. Louis, Mo.
 March 25, 2007 – (1) Florida 85, (3) Oregon 77
 NCAA Semifinal at the Georgia Dome in Atlanta, Ga.
 March 31, 2007 – (1) Florida 76, (2) UCLA 66
 NCAA Championship at the Georgia Dome in Atlanta, Ga.
 April 2, 2007 – (1) Florida 84, (1) Ohio State 75

2009-10

NCAA West First Round at Ford Center, Oklahoma City, Okla.
 March 18, 2010 – (7) Brigham Young 99, (10) Florida 92 (20T)

2010-11

NCAA Southeast First Round at St. Pete Times-Forum, Tampa, Fla.
 March 17, 2011 – (2) Florida 79, (15) UC Santa Barbara 51
 NCAA Southeast Second Round at St. Pete Times-Forum, Tampa, Fla.
 March 19, 2011 – (2) Florida 73, (7) UCLA 65
 NCAA Southeast Regional Semifinal at New Orleans Arena, New Orleans, La.
 March 24, 2011 – (2) Florida 83, (3) Brigham Young 74 (OT)
 NCAA Southeast Regional Final at New Orleans Arena, New Orleans, La.
 March 26, 2011 – (8) Butler 74, (2) Florida 71 (OT)

2011-12

NCAA West First Round at CenturyLink Center, Omaha, Neb.
 March 16, 2012 – (7) Florida 71, (10) Virginia 45
 NCAA West Second Round at CenturyLink Center, Omaha, Neb.
 March 18, 2012 – (7) Florida 84, (15) Norfolk State 50
 NCAA West Regional Semifinal at US Airways Center, Phoenix, Ariz.
 March 22, 2012 – (7) Florida 68, (3) Marquette 58
 NCAA West Regional Final at US Airways Center, Phoenix, Ariz.
 March 24, 2012 – (4) Louisville 72, (7) Florida 68

2012-13

NCAA South First Round at Erwin Center, Austin, Texas
 March 22, 2013 – (3) Florida 79, (14) Northwestern State 47
 NCAA South Second Round at Erwin Center, Austin, Texas
 March 24, 2013 – (3) Florida 78, (11) Minnesota 64
 NCAA South Regional Semifinal at Cowboys Stadium, Arlington, Texas
 March 29, 2013 – (3) Florida 62, (15) Florida Gulf Coast 50
 NCAA South Regional Final at Cowboys Stadium, Arlington, Texas
 March 31, 2013 – (4) Michigan 79, (3) Florida 59

2013-14

NCAA South First Round at Amway Center, Orlando, Fla.
 March 20, 2014 – (1) Florida 67, (16) Albany 55
 NCAA South Second Round at Amway Center, Orlando, Fla.
 March 22, 2014 – (1) Florida 61, (9) Pittsburgh 45
 NCAA South Regional Semifinal at FedExForum, Memphis, Tenn.
 March 27, 2014 – (1) Florida 79, (4) UCLA 68
 NCAA South Regional Final at FedExForum, Memphis, Tenn.
 March 29, 2014 – (1) Florida 62, (11) Dayton 52
 NCAA Semifinal at AT&T Stadium, Arlington, Texas
 April 5, 2014 – (7) Connecticut 63, (1) Florida 53

2016-17

NCAA East First Round at Amway Center, Orlando, Fla.
 March 16, 2017 – (4) Florida 80, (13) East Tennessee State 65
 NCAA East Second Round at Amway Center, Orlando, Fla.
 March 18, 2017 – (4) Florida 65, (5) Virginia 39
 NCAA East Regional Semifinal at Madison Square Garden, New York
 March 24, 2017 – (4) Florida 84, (8) Wisconsin 83 (OT)
 NCAA East Regional Final at Madison Square Garden, New York
 March 26, 2017 – (7) South Carolina 77, (4) Florida 70

2017-18

NCAA East First Round at American Airlines Center, Dallas, Texas
 March 15, 2018 – (6) Florida 77, (11) St. Bonaventure 62
 NCAA East Second Round at American Airlines Center, Dallas, Texas
 March 17, 2018 – (3) Texas Tech 69, (6) Florida 66

2018-19

NCAA West First Round at Wells Fargo Center, Des Moines, Iowa
 March 21, 2019 – (10) Florida 70, (7) Nevada 61
 NCAA West Second Round at Wells Fargo Center, Des Moines, Iowa
 March 23, 2019 – (2) Michigan 64, (10) Florida 49

2020-21

NCAA South First Round at Hinkle Fieldhouse, Indianapolis, Ind.
 March 19, 2021 – (7) Florida 75, (10) Virginia Tech 70 (OT)
 NCAA South Second Round at Indiana Farmers Coliseum, Indianapolis, Ind.
 March 21, 2021 – (15) Oral Roberts 81, (7) Florida 78

NCAA Record By Seed

Seed	Record	Times Seeded	Best Finish
1	10-1	2	NCAA Champion
2	4-2	2	Regional Final
3	14-3	4	NCAA Champion
4	4-2	2	Regional Final
5	5-3	3	NCAA Runner Up
6	3-2	2	Regional Semifinal
7	4-3	2	Regional Final
10	1-3	3	Second Round

NCAA Record vs. Seed

Seed	Record	Seed	Record
1	3-1	9	3-0
2	3-2	10	2-2
3	4-1	11	7-1
4	2-2	12	1-2
5	2-1	13	2-0
6	-	14	5-0
7	3-4	15	4-1
8	2-1	16	2-0



NCAA TOURNAMENT RECORDS

Florida Individual (Game)

Points: 35, KeVaughn Allen, March 24, 2017 vs. Wisconsin
Rebounds: 17, 2x, last by Alex Tyus, March 24, 2011 vs. BYU
Assists: 12, Taurean Green, March 16, 2007 vs. Jackson State
Field Goals Made: 11, Vernon Macklin, March 26, 2011 vs. Butler
Field Goals Attempted: 24, KeVaughn Allen, March 24, 2017 vs. Wisconsin
Free Throws Made: 13, Joakim Noah, March 26, 2006 vs. Villanova
Free Throws Attempted: 15, 2x, last by Joakim Noah, March 26, 2006 vs. Villanova
3-Pt. Made: 7, Lee Humphrey, March 25, 2007 vs. Oregon
3-Pt. Attempted: 13, 3x, last by Kenny Boynton, March 24, 2011 vs. BYU
Steals: 6, Kevarrius Hayes, March 16, 2017 vs. ETSU
Turnovers: 7, 2x, last by Erving Walker, March 18, 2010 vs. BYU
Blocks: 6, Joakim Noah, April 3, 2006 vs. UCLA
Minutes: 47, Brett Nelson, March 15, 2002 vs. Creighton
FG Pct. (Min. 5 Att.): 1.000, 3x, last by Patric Young, March 16, 2012 vs. Virginia (6-6)

Florida Individual (Tournament)

Games: 6, many players in 2000, 2006 & 2007
Points: 97, Joakim Noah, 2006, 6 games
Rebounds: 68, Al Horford, 2007, 6 games
Assists: 27, Taurean Green, 2007, 6 games
Field Goals Made: 33, 2x, last by Joakim Noah, 2006, 6 games
Field Goals Attempted: 65, Dan Cross, 1994, 5 games
Free Throws Made: 31, 2x, last by Corey Brewer, 2007, 6 games
Free Throws Attempted: 38, Corey Brewer, 2007, 6 games
3-Pt. Made: 23, Lee Humphrey, 2007, 6 games
3-Pt. Attempted: 49, Lee Humphrey, 2007, 6 games
Turnovers: 22, Taurean Green, 2007, 6 games
Steals: 12, Dan Cross, 1994, 5 games
Blocks: 29, Joakim Noah, 2006, 6 games
Minutes: 219, Taurean Green, 2007, 6 games
FG Pct. (Min. 10 Att.): .846, Chris Richard (22-of-26), 2007, 6 games

Florida Individual (Career)

Games: 17, Scottie Wilbekin and Patric Young
Points: 198, Corey Brewer, 14 games
Rebounds: 137, Al Horford, 14 games
Assists: 52, Taurean Green, 14 games
Field Goals Made: 62, Corey Brewer, 14 games
Field Goals Attempted: 134, Corey Brewer, 14 games
Free Throws Made: 60, Joakim Noah (13 games) and Taurean Green (14 games)
Free Throws Attempted: 78, Joakim Noah, 13 games
3-Pt. Made: 47, Lee Humphrey, 15 games
3-Pt. Attempted: 101, Lee Humphrey, 15 games
Steals: 22, Brett Nelson, 11 games
Blocks: 41, Joakim Noah, 13 games
Minutes: 476, Taurean Green, 14 games
Pts. Avg. (3-game min): 14.8, David Lee, 6 games
Reb. Avg. (3-game min): 9.8, Al Horford, 14 games
FG Pct. (Min 20 attempts): .782, Dwayne Davis (18-of-23), 3 games

Florida Team (Game)

Points: 112, vs. Jackson St., March 16, 2007
Rebounds: 62, vs. Jackson St., March 16, 2007
Assists: 27, vs. Jackson St., March 16, 2007
Field Goals Made: 43, vs. Jackson St., March 16, 2007
Field Goals Attempted: 78, vs. BYU, March 18, 2010
Free Throws Made: 32, vs. Illinois, March 19, 2000
Free Throws Attempted: 43, vs. Oregon, March 25, 2007
3-Pt. Made: 13, vs. Sam Houston State, March 21, 2003
3-Pt. Attempted: 34, vs. BYU, March 24, 2011
Steals: 15, vs. Weber St., March 13, 1999
Turnovers: 22, vs. Oklahoma State, March 26, 2000
Blocks: 10, vs. UCLA, April 3, 2006
FG Pct.: .589 (43-of-73), vs. Jackson St., March 16, 2007
Fewest Points Allowed: 39, vs. Virginia, March 18, 2017
Worst FG Pct.: .372 (16-of-43), vs. Michigan State, March 23, 2003

Florida Team (Tournament)

Games: 6, 3x, 2000, 2006 and 2007 Tournaments
Points: 496, 2007 Tournament, 6 games
Rebounds: 240, 2007 Tournament, 6 games
Assists: 88, 2006 Tournament, 6 games
Field Goals Made: 161, 2000 Tournament, 6 games
Field Goals Attempted: 362, 2000 Tournament, 6 games
3-Pt. Made: 53, 2007 Tournament, 6 games
3-Pt. Attempted: 129, 2007 Tournament, 6 games
Turnovers: 92, 2000 Tournament, 6 games
Steals: 45, 1994 Tournament, 5 games
Blocks: 44, 2006 Tournament, 6 games
FG Pct. (2 games min): .522 (154-of-295), 2007 Tournament, 6 games
Worst FG Pct. (2 games min): .387 (41-of-106), 2005 Tournament, 2 games

Opponent Individual (Game)

Points: 39, Glenn Rice, Michigan, March 19, 1988
Rebounds: 16, Chris Marcus, Western Kentucky, March 16, 2001
Assists: 11, Gary Grant, Michigan, March 19, 1988
Field Goals Made: 16, Glenn Rice, Michigan, March 19, 1988
Field Goals Attempted: 29, Jimmer Fredette, BYU, March 24, 2011
Free Throws Made: 11, Jason Fraser, Villanova, March 20, 2005
Free Throws Attempted: 17, Jason Fraser, Villanova, March 20, 2005
3-Pt. Made: 8, Terrell Taylor, Creighton, March 15, 2002
3-Pt. Attempted: 16, Matt Maloney, Pennsylvania, March 19, 1994
Turnovers: 9, Brett Comer, Florida Gulf Coast, March 29, 2013
Steals: 5, 2x, last by Mitch McGary, Michigan, March 31, 2013
Blocks: 4, 3x last by Tyler Honeycutt, UCLA, March 19, 2011
Minutes: 46, Jimmer Fredette, BYU, March 18, 2010

Opponent Team (Game)

Points: 108, Michigan, March 19, 1988
Rebounds: 48, Creighton, March 15, 2002
Assists: 30, Michigan, March 19, 1988
Field Goals Made: 44, Michigan, March 19, 1988
Field Goals Attempted: 73, Villanova, March 26, 2006
Free Throws Made: 25, 2x, last by BYU, March 18, 2010
Free Throws Attempted: 35, Villanova, March 20, 2005
3-Pt. Made: 14, Pennsylvania, March 11, 1999
3-Pt. Attempted: 37, 2x, last by BYU, March 24, 2011
Turnovers: 23, Connecticut, March 25, 1994
Steals: 13, 2x, last by Michigan, March 31, 2013
Blocks: 10, Connecticut, March 25, 1994
FG Pct.: .647, Michigan (44-of-68), March 19, 1988
Worst FG Pct.: .247, Villanova (18-of-73), March 26, 2006

Career Leaders

Points:
 198, Corey Brewer, 2005-07 (14 games)
 175, Kenny Boynton, 2010-13 (13 games)
 166, Joakim Noah, 2005-07 (13 games)
 164, Taurean Green, 2005-07 (14 games)
 159, Lee Humphrey, 2004-07 (15 games)
 157, Udonis Haslem, 1999-2002 (14 games)

Rebounds:
 137, Al Horford, 2005-07 (14 games)
 116, Joakim Noah, 2005-07 (13 games)
 102, Patric Young, 2011-14 (17 games)
 68, Mike Miller, 1999-2000 (9 games)
 67, Corey Brewer, 2005-07 (14 games)
 60, Udonis Haslem, 1999-2002 (12 games)

Assists:
 52, Taurean Green, 2005-07 (14 games)
 43, Scottie Wilbekin, 2011-14 (17 games)
 36, Erving Walker, 2009-12 (9 games)
 35, Kenny Boynton, 2010-13 (13 games)
 35, Brett Nelson, 2000-03 (11 games)
 31, Chris Chiozza, 2014-18 (6 games)
 30, Chandler Parsons, 2010-11 (5 games)
 30, Al Horford, 2005-07 (14 games)



2022 NCAA Tournament

Dates: March 15-April 4
First Four Venue (March 15/16): UD Arena, Dayton, Ohio
1st- and 2nd-Round Thursday-Saturday (March 17/19):
 KeyBank Center, Buffalo, N.Y.
 Bankers Life Fieldhouse, Indianapolis, Ind.
 Dickies Arena, Fort Worth, Texas
 Moda Center, Portland, Ore.
1st- and 2nd-Round Friday-Sunday (March 18/20):
 Bon Secours Wellness Arena, Greenville, S.C.
 Fiserv Forum, Milwaukee, Wisc.
 PPG Paints Arena, Pittsburgh, Penn.
 Viejas Arena, San Diego, Calif.
Regional Thursday-Saturday (March 24/26):
South: AT&T Center, San Antonio, Texas
West: Chase Center, San Francisco, Calif.
Regional Friday-Sunday (March 25/27):
Midwest: United Center, Chicago, Ill.
East: Philadelphia, Penn.
Final Four Venue (April 2/4):
 Mercedes-Benz Superdome, New Orleans, La.



NCAA TOURNAMENT BOX SCORES

(6) Florida 82, (11) NC State 70*

March 13, 1987 - Carrier Dome - Syracuse, N.Y. - First Round

NC State	tot-fg	3-pt	rebounds			pf	tp	a	to	blk	s	min
## Player	fg fga	fg fga	ft fta	of de tot								
23 Bolton, Bennie	F 7 14	4 7	2 3	0 4 4	3	20	2	3	0	1	37	
52 Brown, Chucky	F 3 5	0 0	3 4	1 4 5	1	9	0	1	0	0	29	
33 Shackelford, Charles	C 6 10	0 0	0 2	1 7 8	1	12	3	3	1	2	32	
14 Del Negro, Vinny	G 6 14	0 3	0 0	1 3 4	5	12	4	1	0	0	36	
35 Jackson, Quentin	G 3 6	1 3	2 2	1 4 5	2	5	9	1	0	1	34	
11 Weems, Kelsey	1 2	0 0	0 0	0 1 1	2	2	0	0	0	1	7	
21 Kennedy, Andy	1 1	0 0	0 0	0 0 0	2	2	0	1	0	0	3	
22 Howard, Brian	1 2	0 0	0 0	0 0 0	2	2	0	0	0	0	1	
32 Lester, Avie	0 0	0 0	0 0	0 0 0	3	0	0	0	0	0	3	
34 Lambiotte, Walker	1 2	0 1	0 0	0 0 0	2	2	0	0	0	0	6	
41 Giomi, Mike	0 3	0 0	0 0	2 3 5	1	0	1	0	0	1	12	
TEAM				2								
Totals	29 59	5 14	7 11	6 26 34	24	70	15	10	1	6	200	

TOTAL FG% 1st Half: 13-28 46.4% 2nd Half: 16-31 51.6% Game: 49.2% DEADBALL
 3-Pt. FG% 1st Half: 2-7 28.6% 2nd Half: 3-7 42.9% Game: 35.7% REBOUNDS
 F Throw % 1st Half: 2-4 50.0% 2nd Half: 5-7 71.4% Game: 63.6% 0

Florida	tot-fg	3-pt	rebounds			pf	tp	a	to	blk	s	min
## Player	fg fga	fg fga	ft fta	of de tot								
03 Lawrence, Pat	F 2 3	1 2	0 0	1 3 4	4	5	1	0	0	0	17	
04 Lawrence, Joe	F 3 5	2 4	0 0	0 1 1	3	8	2	1	0	0	32	
33 Schintzius, Dwayne	C 4 12	0 0	1 1	0 4 4	2	9	4	1	0	0	32	
05 Moten, Andrew	G 5 8	2 3	7 7	1 6 7	0	19	3	2	0	0	32	
11 Maxwell, Vernon	G 6 16	2 4	14 21	3 4 7	2	28	1	1	0	2	37	
00 Montgomery, Ronnie	0 2	0 1	0 0	0 1 1	0	0	0	0	0	0	10	
21 McClary, Kenny	4 5	0 0	0 1	1 2 3	3	8	1	0	0	0	9	
22 Capers, Chris	1 2	0 0	2 2	0 3 3	2	4	1	0	1	1	20	
23 Lett, Clifford	0 1	0 0	1 2	2 2 4	2	1	0	0	0	1	11	
TEAM				3								
Totals	25 54	7 14	25 34	8 26 37	18	82	12	8	4	4	200	

TOTAL FG% 1st Half: 13-28 46.4% 2nd Half: 12-26 46.2% Game: 46.3% DEADBALL
 3-Pt. FG% 1st Half: 4-7 57.1% 2nd Half: 3-7 42.9% Game: 50.0% REBOUNDS
 F Throw % 1st Half: 3-5 60.0% 2nd Half: 22-29 75.9% Game: 73.5% 1

Technical fouls: N.C. State-Shackelford, Charles. Florida-None.
 Attendance: 14072

Score by Periods	1st	2nd	Final
NC State	30	40	70
Florida	33	49	82

*Vacated by NCAA

(6) Florida 85, (3) Purdue 66*

March 15, 1987 - Carrier Dome - Syracuse, N.Y. - Second Round

Florida	tot-fg	3-pt	rebounds			pf	tp	a	to	blk	s	min
## Player	fg fga	fg fga	ft fta	of de tot								
04 Lawrence, Joe	F 3 6	1 4	0 0	1 3 4	1	7	3	0	0	0	24	
22 Capers, Chris	F 1 2	0 0	2 2	2 0 2	3	4	1	1	0	0	16	
33 Schintzius, Dwayne	C 7 10	0 0	7 8	0 4 4	2	6	0	1	0	29	21	
05 Moten, Andrew	G 1 7	1 4	2 2	0 3 3	0	5	5	2	0	2	24	
11 Maxwell, Vernon	G 9 20	3 4	3 5	0 5 5	4	24	4	3	0	1	37	
00 Montgomery, Ronnie	2 2	0 0	0 0	0 1 1	2	4	2	0	0	1	18	
03 Lawrence, Pat	2 3	1 2	0 0	0 0 0	0	0	1	5	1	0	9	
21 McClary, Kenny	1 2	0 0	0 0	1 3 4	2	2	2	3	0	0	11	
23 Lett, Clifford	0 2	0 1	0 0	0 0 0	0	0	0	0	0	0	8	
34 Jones, Melven	6 6	0 0	1 2	2 4 6	0	13	0	0	0	2	24	
TEAM				8								
Totals	32 60	6 15	15 19	6 23 37	15	85	26	11	1	6	200	

TOTAL FG% 1st Half: 14-33 42.4% 2nd Half: 18-27 66.7% Game: 53.3% DEADBALL
 3-Pt. FG% 1st Half: 3-8 37.5% 2nd Half: 3-7 42.9% Game: 40.0% REBOUNDS
 F Throw % 1st Half: 0-0 0.0% 2nd Half: 15-19 78.9% Game: 78.9% 0

Purdue	tot-fg	3-pt	rebounds			pf	tp	a	to	blk	s	min
## Player	fg fga	fg fga	ft fta	of de tot								
20 Lee, Doug	F 2 9	0 4	0 1	1 3 4	4	4	4	2	0	1	39	
33 Mitchell, Todd	F 7 13	0 1	0 0	5 2 7	5	14	1	2	0	0	31	
35 McCants, Melvin	C 4 6	0 0	0 0	0 1 1	5	8	0	2	0	0	25	
21 Stephens, Everette	G 5 11	4 9	1 2	0 2 2	2	15	10	3	1	3	31	
23 Lewis, Troy	G 7 18	1 7	0 0	3 2 5	2	15	3	3	0	3	40	
12 Fisher, Tim	0 0	0 0	0 0	0 0 0	0	0	0	0	0	0	3	
25 Jones, Tony	0 0	0 0	0 0	0 0 0	0	0	0	0	1	0	6	
30 Jones, Kip	1 1	0 0	0 2	0 2 2	2	2	1	0	0	0	10	
43 Arnold, Jeff	1 1	0 0	4 6	0 2 2	1	6	0	0	0	0	11	
55 Scheffler, Stephen	1 1	0 0	0 0	0 1 1	0	2	0	0	0	0	4	
TEAM				7								
Totals	28 60	5 21	5 11	9 15 31	21	66	19	13	3	7	200	

TOTAL FG% 1st Half: 12-25 48.0% 2nd Half: 16-35 45.7% Game: 46.7% DEADBALL
 3-Pt. FG% 1st Half: 2-7 28.6% 2nd Half: 3-14 21.4% Game: 23.8% REBOUNDS
 F Throw % 1st Half: 3-6 50.0% 2nd Half: 2-5 40.0% Game: 45.5% 2

Technical fouls: Purdue-None. Florida-None.
 Attendance: 19990

Score by Periods	1st	2nd	Final
Florida	31	54	85
Purdue	29	37	66

*Vacated by NCAA

(2) Syracuse 87, (6) Florida 81*

March 19, 1987 - Meadowlands Arena - East Rutherford, N.J. - Regional Semifinals

Florida	tot-fg	3-pt	rebounds			pf	tp	a	to	blk	s	min
## Player	fg fga	fg fga	ft fta	of de tot								
04 Lawrence, Joe	F 1 2	1 2	0 0	0 0 0	0	3	0	0	0	0	14	
34 Jones, Melven	F 0 3	0 0	0 0	1 1 2	1	0	2	0	0	1	15	
33 Schintzius, Dwayne	C 3 10	0 0	0 0	2 9 11	5	6	3	2	3	1	29	
05 Moten, Andrew	G 7 18	1 7	3 4	2 0 2	3	18	2	1	0	4	35	
11 Maxwell, Vernon	G 11 23	3 6	0 0	3 1 4	1	25	0	4	0	1	35	
00 Montgomery, Ronnie	0 0	0 0	0 0	0 0 0	0	0	2	0	1	0	10	
03 Lawrence, Pat	5 9	4 6	0 0	4 0 4	3	14	3	0	0	1	25	
21 McClary, Kenny	2 6	0 0	3 4	2 4 6	4	7	1	3	2	0	22	
22 Capers, Chris	1 1	0 0	0 0	1 0 1	0	2	0	1	0	1	6	
23 Lett, Clifford	2 2	1 1	1 2	1 0 1	2	6	0	0	0	0	9	
TEAM				3 3								
Totals	32 74	10 22	7 10	19 15 34	19	81	13	11	6	9	200	

TOTAL FG% 1st Half: 40.0% 2nd Half: N/A Game: 43.2% DEADBALL
 3-Pt. FG% 1st Half: 4-9 44.4% 2nd Half: 6-13 46.2% Game: 45.5% REBOUNDS
 F Throw % 1st Half: 5-6 83.3% 2nd Half: 2-4 50.0% Game: 70.0% 2

Syracuse	tot-fg	3-pt	rebounds			pf	tp	a	to	blk	s	min
## Player	fg fga	fg fga	ft fta	of de tot								
25 Triche, Howard	F 8 12	0 0	1 1	1 3 4	2	17	5	1	0	0	39	
44 Coleman, Derrick	F 4 9	0 0	7 8	1 8 9	2	15	2	2	1	1	38	
04 Seikaly, Rony	C 14 20	0 0	5 6	5 4 9	3	33	0	3	2	0	38	
11 Monroe, Greg	G 5 8	0 2	2 2	0 3 3	0	12	2	3	0	1	38	
20 Douglas, Sherman	G 4 12	0 2	2 3	2 2 4	3	10	5	0	0	0	36	
30 Brower, Derek	0 0	0 0	0 0	0 1 1	1	0	1	0	0	0	4	
32 Thompson, Stephen	0 0	0 0	0 0	0 0 0	0	0	0	1	0	0	7	
TEAM				3 3 6								
Totals	35 61	0 4	17 20	12 24 36	11	87	20	15	3	2	200	

TOTAL FG% 1st Half: 50.0% 2nd Half: N/A Game: 57.4% DEADBALL
 3-Pt. FG% 1st Half: 0.0% 2nd Half: 0.0% Game: 0.0% REBOUNDS
 F Throw % 1st Half: 80.0% 2nd Half: N/A Game: 85.0% 0

Technical fouls: Syracuse-None. Florida-None.
 Attendance: 19552

Score by Periods	1st	2nd	Final
Florida	33	48	81
Syracuse	40	47	87

*Vacated by NCAA

(6) Florida 62, (11) St. John's 59*

March 17, 1988 - Huntsman Center - Salt Lake City, Utah - First Round

St. John's	tot-fg	3-pt	rebounds			pf	tp	a	to	blk	s	min
Player	fg fga	fg fga	ft fta	of de tot								
Brust, Matthew	F 6 11	0 0	0 0	2 2 4	2	12	3	1	0	0	40	
Jones, Shelton	F 8 16	0 0	1 2	0 9 9	2	17	1	2	3	4	40	
Baldi, Marco	C 3 4	0 0	0 0	1 2 3	2	6	0	2	0	1	27	
Harvey, Greg	G 7 12	0 1	0 0	0 2 2	2	14	6	2	0	1	38	
Porter												



NCAA TOURNAMENT BOX SCORES

(3) Michigan 108, (6) Florida 85*

March 19, 1988 - Huntsman Center - Salt Lake City, Utah - Second Round

Florida		tot-fg	3-pt	rebounds		pf		tp		a to blk		s min						
##	Player	fg	fga	ft	fta	of	de	tot										
03	Lawrence, Pat	F	2	3	0	0	1	0	0	0	4	2	0	0	20			
33	Chatman, Livingston	F	3	10	0	0	1	2	0	2	2	1	7	3	2	0	34	
33	Schintzius, Dwayne	C	8	18	0	1	1	2	4	5	9	3	17	2	1	1	0	36
00	Montgomery, Ronnie	G	1	2	0	1	0	1	3	4	3	2	6	3	0	0	20	
11	Maxwell, Vernon	G	8	16	3	6	4	7	0	0	0	2	23	10	1	0	0	38
13	Jenkins, Wyndell	G	0	1	0	1	0	0	1	1	1	1	0	0	1	0	0	5
23	Lett, Clifford	G	3	6	0	2	5	8	2	0	2	3	11	1	1	1	1	20
50	Davis, Dwayne	G	8	10	0	0	5	8	2	5	7	2	21	1	0	2	0	26
52	Gurley, Bill	G	0	1	0	0	0	0	0	0	0	0	0	0	0	0	0	1
TEAM																		
Totals		33	67	3	12	16	30	9	17	26	15	85	25	9	4	4	200	

TOTAL FG%	1st Half: 44.1%	2nd Half: N/A	Game: 49.3%	DEADBALL
3-Pt. FG%	1st Half: 25.0%	2nd Half: N/A	Game: 25.0%	REBOUNDS
F Throw %	1st Half: 66.7%	2nd Half: N/A	Game: 53.3%	5

Michigan		tot-fg	3-pt	rebounds		pf		tp		a to blk		s min						
##	Player	fg	fga	ft	fta	of	de	tot										
	Rice, Glen	F	16	24	3	3	4	4	1	4	5	3	39	5	0	1	2	36
	Mills, Terry	F	7	11	0	0	2	2	2	7	9	1	16	2	0	1	0	29
	Vaught, Loy	C	9	11	0	0	4	4	5	10	15	3	22	1	2	0	0	28
	Robinson, Rumeal	G	3	4	0	0	2	4	0	1	1	5	8	7	3	0	2	24
	Grant, Gary	G	7	11	2	3	3	5	0	3	3	3	19	11	3	0	1	34
	Griffin, Michael	G	0	1	0	0	0	0	2	2	4	3	0	2	2	0	0	19
	Taylor, Kirk	G	0	1	0	0	0	0	1	1	2	1	0	1	0	0	0	3
	Stoyko, Steve	G	0	0	0	0	0	0	0	0	0	0	0	0	0	0	0	3
	Oosterban, John	G	0	0	0	0	0	0	1	1	2	0	1	0	0	0	0	6
	Hughes, Mark	G	2	5	0	0	0	0	1	1	3	4	0	1	0	0	0	18
TEAM																		
Totals		44	68	5	6	15	19	11	31	42	24	108	30	11	2	5	200	

TOTAL FG%	1st Half: 68.4%	2nd Half: N/A	Game: 49.3%	DEADBALL
3-Pt. FG%	1st Half: 66.7%	2nd Half: N/A	Game: 25.0%	REBOUNDS
F Throw %	1st Half: 0.0%	2nd Half: N/A	Game: 53.3%	3

Technical fouls: Michigan-None. Florida-None.
Attendance: 13777

Score by Periods	1st	2nd	Final
Florida	35	50	85
Michigan	54	54	108

(10) Colorado State 68, (7) Florida 46

March 17, 1989 - Reunion Arena - Dallas, Texas - First Round

Colorado State		tot-fg	3-pt	rebounds		pf		tp		a to blk		s min						
##	Player	fg	fga	ft	fta	of	de	tot										
	Durham, Pat	F	7	13	0	0	2	4	0	4	4	1	16	1	4	2	1	37
	Anderson, Andy	F	3	4	1	2	2	2	1	1	2	1	9	3	4	0	1	34
	Friedauf, Eric	C	1	4	0	0	1	5	1	1	2	3	3	5	0	1	2	32
	Tribelhorn, Joel	G	7	12	4	6	2	2	1	0	1	0	20	2	2	0	3	35
	Shippen, Trent	G	2	3	2	2	2	2	0	4	4	0	8	3	0	0	0	28
	Michael, Matt	G	0	0	0	0	0	0	0	0	0	0	1	0	0	0	2	
	Tryon, Lynn	G	1	4	0	1	0	1	2	2	4	2	2	1	1	0	1	15
	Molyneaux, Dwayne	G	0	0	0	0	0	1	0	0	0	0	0	1	1	0	2	
	Hines, Jamie	G	0	1	0	0	2	2	0	1	1	0	2	0	0	0	2	
	Larson, Doug	G	1	1	0	0	0	1	0	1	0	2	0	0	0	0	1	
	Sharp, Matt	G	1	1	0	0	0	0	1	3	4	2	2	0	0	0	0	11
	Manna, Wagner	G	1	1	0	0	2	2	0	1	1	1	0	0	0	0	1	4
TEAM																		
Totals		24	44	7	11	13	21	7	19	26	10	68	16	12	4	8	200	

TOTAL FG%	1st Half: 57.1%	2nd Half: N/A	Game: 54.5%	DEADBALL
3-Pt. FG%	1st Half: 57.1%	2nd Half: N/A	Game: 63.6%	REBOUNDS
F Throw %	1st Half: 60.0%	2nd Half: N/A	Game: 61.9%	4

Florida		tot-fg	3-pt	rebounds		pf		tp		a to blk		s min						
##	Player	fg	fga	ft	fta	of	de	tot										
	Chatman, Livingston	F	4	12	0	1	0	0	3	4	7	2	8	2	4	0	1	36
	Kerr, Michael	F	1	4	0	1	0	0	1	1	2	4	2	0	1	0	0	11
	Schintzius, Dwayne	C	7	13	0	0	0	0	1	7	8	3	14	3	6	1	1	36
	Garcia, Renaldo	G	2	4	0	1	0	0	1	0	1	2	4	3	2	0	0	26
	Lett, Clifford	G	1	7	1	5	0	0	1	1	2	2	3	4	3	0	1	34
	Ramirez, Mike	G	0	1	0	1	0	0	0	0	0	0	0	0	1	0	0	2
	Turner, Tim	G	0	0	0	0	0	0	0	0	0	1	0	0	0	0	0	2
	Hogan, Brian	G	1	4	0	3	0	0	1	1	2	2	2	2	0	0	0	2
	McKinnon, Kelly	G	1	4	0	1	2	2	0	0	0	1	4	0	0	0	0	5
	Davis, Dwayne	G	4	5	0	0	1	2	3	3	6	3	9	0	1	1	2	30
TEAM																		
Totals		21	54	1	13	3	4	12	19	31	20	14	18	2	7	200	46	

TOTAL FG%	1st Half: 40.0%	2nd Half: N/A	Game: 38.9%	DEADBALL
3-Pt. FG%	1st Half: 25.0%	2nd Half: N/A	Game: 7.7%	REBOUNDS
F Throw %	1st Half: 50.0%	2nd Half: N/A	Game: 75.0%	1

Technical fouls: Colorado State-None. Florida-None.
Attendance: 8711

Score by Periods	1st	2nd	Final
Colorado State	31	37	68
Florida	22	24	46

(3) Florida 64, (14) James Madison 62

March 17, 1994 - Nassau Coliseum - Uniondale, N.Y. - First Round

James Madison		tot-fg	3-pt	rebounds		pf		tp		a to blk		s min						
##	Player	fg	fga	ft	fta	of	de	tot										
03	Rowe, Louis	F	0	4	0	1	3	8	1	6	7	4	3	3	2	1	0	26
52	Ritter, Clayton	F	12	19	1	3	2	2	0	2	2	3	27	1	2	1	1	25
04	Robinson, Kareem	C	0	0	0	0	0	0	1	1	4	0	0	1	0	1	15	
23	Culuko, Kent	G	1	4	1	3	3	3	4	7	4	6	0	1	0	0	0	33
31	Leonard, Dennis	G	3	11	2	7	2	3	2	5	7	2	10	4	4	0	0	37
11	McClinton, Darren	G	4	12	2	4	4	5	1	2	3	1	14	1	2	0	1	28
22	Venson, Michael	G	0	5	0	1	0	0	2	0	2	1	0	0	0	0	0	16
24	Lott, Charles	G	0	2	0	0	0	2	3	2	5	1	0	0	0	0	0	14
32	Culicerto, Ryan	G	1	1	0	0	0	1	0	0	0	0	2	0	0	0	1	6
TEAM																		
Totals		21	58	6	19	14	24	14	26	40	20	62	9	12	2	4	200	

TOTAL FG%	1st Half: 6-27 22.2%	2nd Half: 15-31 48.4%	Game: 36.2%	DEADBALL
3-Pt. FG%	1st Half: 2-10 20.0%	2nd Half: 4-9 44.4%	Game: 31.7%	REBOUNDS
F Throw %	1st Half: 8-18 44.4%	2nd Half: 6-6 100%	Game: 58.3%	5

Florida		tot-fg	3-pt	rebounds		pf		tp		a to blk		s min						
##	Player	fg	fga	ft	fta	of	de	tot										
03	Thompson, Brian	F	4	8	0	0	0	2	3	1	4	1	8	1	0	0	0	20
55	DeClercq, Andrew	F	2	5	0	0	2	3	1	8	9	4	6	0	1	2	1	29
35	Hill, Dametri	C	1	4	0	0	1	2	0	1	1	3	3	0	2	0	0	19
04	Brown, Craig	G	6	13	3	8	0	2	1	3	4	0	15	0	1	0	2	38
12	Cross, Dan	G	6	13	0	2	4	6	0	4	4	3	16	3	3	0	1	36
05	Anderson, Jason	G	1	5	0	2	2	2	1	3	4	4	4	0	1	1	0	11
10	Williams, Greg	G	2	3	1	1	3	4	0	2	2	0	8	0	1	0	0	



NCAA TOURNAMENT BOX SCORES

(3) Florida 69, (2) Connecticut 60 (OT)

March 25, 1994 • Miami Arena • Miami, Fla. • Regional Semifinals

Florida		tot-fg	3-pt	rebounds														
#	Player	fg	fga	ft	fta	of	de	pf	tp	a	to blk s min							
03	Thompson, Brian	F	2	7	0	0	1	0	3	3	0	4	2	2	0	2	22	
55	DeClercq, Andrew	F	4	8	0	0	1	2	3	3	6	4	9	2	3	0	2	30
35	Hill, Dametri	C	5	12	0	1	5	7	3	2	5	2	15	0	2	0	1	39
04	Brown, Craig	G	7	14	2	5	1	2	1	8	9	1	17	4	3	0	0	41
12	Cross, Dan	G	5	14	0	2	7	11	1	3	4	4	17	4	2	0	4	43
05	Anderson, Jason		0	4	0	0	2	2	4	1	5	4	2	1	0	1	1	23
10	Williams, Greg		0	1	0	0	0	0	0	1	1	0	0	0	1	0	2	6
15	Kuisma, Martti		1	5	1	4	0	0	1	1	2	0	3	0	1	0	0	15
40	Dyrkolbotn, Svein		1	2	0	0	0	0	1	0	1	1	2	1	1	0	0	6
TEAM						1		3		4								
Totals		25	67	3	12	16	25	40	16	69	14	16	1	12	225			

TOTAL FG%	1st Half: 12-32 37.5%	2nd Half/OT: 13-35 37.1%	Game: 37.3%	DEADBALL
3-Pt. FG%	1st Half: 2-5 40.0%	2nd Half/OT: 1-7 14.3%	Game: 25.0%	REBOUNDS
F Throw %	1st Half: 2-4 50.0%	2nd Half/OT: 14-21 66.7%	Game: 64.0%	N/A

Connecticut		tot-fg	3-pt	rebounds														
#	Player	fg	fga	ft	fta	of	de	pf	tp	a	to blk s min							
33	Marshall, Donny	F	3	7	0	2	4	4	2	1	3	3	10	1	2	0	1	30
42	Marshall, Donyell	F	5	13	0	5	6	10	1	12	13	1	16	3	4	4	0	44
45	Hayward, Eric	C	0	0	0	0	0	0	1	2	3	2	0	0	4	1	0	15
11	Sheffer, Doron	G	7	16	2	6	2	2	1	4	5	2	18	3	5	1	4	39
12	Ollie, Kevin	G	1	6	0	2	4	4	0	4	4	1	6	8	4	0	1	39
04	Willingham, Nantambu		0	0	0	0	0	0	0	1	1	0	0	0	0	0	0	0
23	Johnson, Rudy		1	2	0	0	0	0	2	0	2	1	2	0	1	0	0	5
31	Fair, Brian		0	1	0	0	0	0	0	0	0	0	0	0	0	0	0	4
32	King, Kirk		0	0	0	0	0	0	0	0	0	2	0	0	1	1	0	2
34	Allen, Ray		1	5	0	2	0	0	1	3	4	3	2	0	2	0	0	20
40	Knight, Travis		3	5	0	0	0	2	2	4	6	5	6	0	0	3	0	27
TEAM						1		1		2								
Totals		21	55	2	17	16	22	43	20	60	15	23	10	6	225			

TOTAL FG%	1st Half: 15-29 51.7%	2nd Half/OT: 6-26 23.1%	Game: 38.2%	DEADBALL
3-Pt. FG%	1st Half: 2-9 22.2%	2nd Half/OT: 0-8 0.0%	Game: 11.8%	REBOUNDS
F Throw %	1st Half: 2-4 50.0%	2nd Half/OT: 14-18 77.8%	Game: 72.7%	N/A

Technical fouls: Connecticut-None. Florida-None.
Attendance: 15217

Score by Periods	1st	2nd	OT	Final
Florida	28	29	12	69
Connecticut	34	23	3	60

(2) Duke 70, (3) Florida 65

April 2, 1994 • Charlotte Coliseum, Charlotte, N.C. • Final Four

Florida		tot-fg	3-pt	rebounds														
#	Player	fg	fga	ft	fta	of	de	pf	tp	a	to blk s min							
03	Thompson, Brian	F	1	3	0	0	2	4	1	2	3	4	4	0	3	0	1	20
55	DeClercq, Andrew	F	7	11	0	1	0	2	3	4	7	2	14	1	4	1	1	29
35	Hill, Dametri	C	6	17	0	0	4	6	4	5	9	1	16	3	2	0	2	30
04	Brown, Craig	G	3	9	2	3	0	0	3	3	6	1	8	5	1	0	3	35
12	Cross, Dan	G	3	14	2	5	2	4	1	5	6	2	10	8	3	2	0	39
05	Anderson, Jason		4	6	0	0	1	2	1	3	4	4	9	0	2	0	0	21
10	Williams, Greg		1	1	0	0	0	0	0	0	0	1	2	0	0	0	1	5
15	Kuisma, Martti		0	2	0	0	2	2	1	0	1	1	2	0	1	0	0	12
40	Dyrkolbotn, Svein		0	0	0	0	0	0	1	1	0	0	0	0	0	0	0	9
TEAM						3		1		4								
Totals		25	63	4	9	11	20	41	16	65	17	16	1	10	200			

TOTAL FG%	1st Half: 13-27 48.1%	2nd Half: 12-36 33.3%	Game: 39.7%	DEADBALL
3-Pt. FG%	1st Half: 2-4 50.0%	2nd Half: 2-5 40.0%	Game: 44.4%	REBOUNDS
F Throw %	1st Half: 11-18 61.1%	2nd Half: 0-2 0.0%	Game: 55.0%	5

Duke		tot-fg	3-pt	rebounds														
#	Player	fg	fga	ft	fta	of	de	pf	tp	a	to blk s min							
21	Lang, Antonio	F	3	6	0	0	6	6	2	3	5	3	12	0	1	0	0	28
33	Hill, Grant	F	8	13	3	4	6	8	0	6	6	2	25	5	7	2	0	40
44	Parks, Cherokee	C	4	11	0	0	3	4	3	8	11	1	11	2	3	2	0	40
05	Capel, Jeff	G	3	10	2	4	1	1	0	3	3	3	9	0	3	0	0	33
20	Collins, Chris	G	1	4	0	3	0	0	1	1	0	2	1	1	0	0	0	24
03	Clark, Marty		3	6	2	3	0	0	1	2	3	4	8	3	0	1	4	24
52	Meek, Erik		0	1	0	0	3	4	1	1	2	1	3	0	0	0	0	10
55	Newton, Greg		0	0	0	0	0	0	0	0	0	2	0	0	1	0	0	1
TEAM						1		1		2								
Totals		22	51	7	14	19	23	33	16	70	11	16	6	6	200			

TOTAL FG%	1st Half: 9-25 36.0%	2nd Half: 13-26 50.0%	Game: 43.1%	DEADBALL
3-Pt. FG%	1st Half: 3-7 42.9%	2nd Half: 4-7 57.1%	Game: 50.0%	REBOUNDS
F Throw %	1st Half: 11-13 84.6%	2nd Half: 8-10 80.0%	Game: 82.6%	1

Technical fouls: Duke-None. Florida-None.
Attendance: 23674

Score by Periods	1st	2nd	Final
Florida	39	26	65
Duke	32	38	70

(3) Florida 74, (9) Boston College 66

March 27, 1994 • Miami Arena • Miami, Fla. • Regional Final

Boston College		tot-fg	3-pt	rebounds														
#	Player	fg	fga	ft	fta	of	de	pf	tp	a	to blk s min							
12	Huckaby, Malcom	F	0	5	0	4	1	2	1	0	1	3	1	5	2	0	1	39
24	Abrams, Danya	F	4	10	0	0	6	8	1	8	9	3	14	0	4	0	0	32
15	Curley, Bill	C	8	16	0	0	4	6	3	4	7	2	20	0	2	0	0	38
10	Eisley, Howard	G	4	11	2	5	9	9	0	4	4	2	19	5	4	0	3	40
23	Abram, Gerrod	G	3	8	2	6	1	2	0	3	3	5	9	3	4	1	1	36
32	Molinsky, Marc		0	0	0	0	0	0	0	1	1	0	0	0	0	0	0	5
40	Grant, Paul		1	1	0	0	0	0	0	0	0	0	2	0	0	0	0	3
41	Hrobowski, Kevin		0	1	0	0	1	2	1	0	1	1	1	0	0	0	2	7
TEAM						3		0		3								
Totals		20	52	4	15	22	29	9	20	29	16	66	13	16	1	7	200	

TOTAL FG%	1st Half: 11-25 44.0%	2nd Half: 9-27 33.3%	Game: 38.5%	DEADBALL
3-Pt. FG%	1st Half: 3-5 60.0%	2nd Half: 1-10 10.0%	Game: 26.7%	REBOUNDS
F Throw %	1st Half: 8-10 80.0%	2nd Half: 14-19 73.7%	Game: 75.9%	2

Florida		tot-fg	3-pt	rebounds														
#	Player	fg	fga	ft	fta	of	de	pf	tp	a	to blk s min							
03	Thompson, Brian	F	1	4	0	0	0	0	1	7	8	1	2	4	1	0	1	21
55	DeClercq, Andrew	F	8	11	0	0	0	0	5	8	13	3	16	0	4	1	2	30
35	Hill, Dametri	C	4	5	0	0	4	4	0	1	1	5	12	0	1	0	0	23
04	Brown, Craig	G	7	14	5	9	2	2	0	5	5	3	21	4	2	2	2	37
12	Cross, Dan	G	6	14	0	3	2	4	0	1	1	1	14	6	3	0	3	36
05	Anderson, Jason		3	3	0	0	1	2	2	2	4	2	7	3	2			



NCAA TOURNAMENT BOX SCORES

(6) Florida 75, (11) Penn 61

March 11, 1999 • KeyArena • Seattle, Wash. • First Round

Penn		tot-fg		3-pt		rebounds		pf		tp		a to blk		s min			
##	Player	fg	fga	fg	fga	ft	fta	of	de	tot	pf	tp	a	to	blk	s	min
	Ryan, Jed	F	8	14	6	10	0	0	1	1	1	22	1	2	0	1	39
	Romanczuk, Paul	F	0	3	0	0	0	3	4	3	7	5	0	3	5	0	23
	Owens, Geoff	C	0	0	0	0	3	6	0	5	5	5	3	0	0	2	18
	Langel, Matt	G	6	8	4	6	0	0	0	0	0	16	3	3	0	0	36
	Jordan, Michael	G	5	16	3	12	2	5	0	2	2	5	15	6	3	0	38
	Brown, Frank	G	1	2	0	0	0	1	4	5	4	2	1	2	0	0	16
	Plummer, Lamar	G	1	5	1	4	0	0	2	2	3	3	1	1	0	0	19
	Sullivan, Mike	G	0	1	0	0	0	0	1	1	1	0	2	1	0	0	11
	Sanger, Josh	G	0	0	0	0	0	0	1	1	0	0	0	0	0	0	3
	TEAM							2	2	4							
	Totals		21	49	14	32	5	7	21	28	24	61	17	17	2	6	200
TOTAL FG%	1st Half: 15-27 55.6%	2nd Half: 6-22 27.3%	Game: 42.9%		DEADBALL												
3-Pt. FG%	1st Half: 11-17 64.7%	2nd Half: 3-15 20.0%	Game: 43.8%		REBOUNDS												
F Throw %	1st Half: 2-7 28.6%	2nd Half: 3-7 42.9%	Game: 35.7%		5												

Florida		tot-fg		3-pt		rebounds		pf		tp		a to blk		s min			
##	Player	fg	fga	fg	fga	ft	fta	of	de	tot	pf	tp	a	to	blk	s	min
00	Wright, Brent	F	4	7	0	1	7	12	4	8	12	1	15	0	2	0	35
25	Parker, Major	F	2	5	0	0	1	2	4	1	5	3	5	1	1	1	13
24	Stolt, Greg	C	2	7	1	4	0	0	0	3	3	2	5	1	0	0	33
03	Shannon, Eddie	G	1	2	1	2	7	8	0	0	0	4	10	4	0	0	25
52	Weaks, Kenyan	G	4	10	3	6	0	0	1	4	5	1	11	3	2	0	28
05	Dupay, Teddy	G	4	5	2	3	4	4	0	1	1	1	14	1	2	0	25
13	Miller, Mike	G	5	11	1	2	4	6	2	5	7	0	15	1	1	0	26
23	Halton, LaDarius	G	0	0	0	0	0	1	0	1	0	0	0	0	0	0	3
50	Haslem, Udonis	G	0	3	0	0	0	0	0	0	0	4	0	0	5	0	12
	TEAM							1	1	2							
	Totals		22	50	8	18	23	32	13	23	36	16	11	13	1	9	200
TOTAL FG%	1st Half: 11-28 39.3%	2nd Half: 11-22 50.0%	Game: 44.0%		DEADBALL												
3-Pt. FG%	1st Half: 5-13 38.5%	2nd Half: 3-5 60.0%	Game: 44.4%		REBOUNDS												
F Throw %	1st Half: 5-9 55.6%	2nd Half: 18-23 78.3%	Game: 71.9%		5												

Technical fouls: Penn-None. Florida-None.
Attendance: 14971

Score by Periods	1st	2nd	Final
Penn	43	18	61
Florida	32	43	75

(6) Florida 82, (14) Weber State 74 (OT)

March 13, 1999 • KeyArena, Seattle, Wash. • Second Round

Weber State		tot-fg		3-pt		rebounds		pf		tp		a to blk		s min			
##	Player	fg	fga	fg	fga	ft	fta	of	de	tot	pf	tp	a	to	blk	s	min
	Lawson, Marc	F	1	1	1	1	0	0	0	0	0	2	3	0	0	0	13
21	Arceneaux, Harold	F	12	27	2	6	6	8	2	7	9	3	32	1	7	1	43
	Jensen, Andy	C	0	1	0	0	1	2	1	4	5	3	1	0	3	0	26
04	Gill, Eddie	G	5	14	2	6	7	8	0	3	3	4	19	5	3	0	45
	Jackson, Noel	G	3	10	0	4	2	3	2	3	5	4	8	5	6	0	38
	Ketcham, Eric	G	1	5	1	2	0	0	1	1	2	5	3	0	0	0	18
	Baskerville, Damien	G	2	4	0	0	4	4	3	4	7	1	8	1	2	0	28
	Moore, Shawn	G	0	1	0	1	0	0	0	0	0	0	0	0	1	0	3
	Condill, Luke	G	0	0	0	0	0	0	0	0	0	1	0	0	0	0	1
	Woods, Chris	G	0	0	0	0	0	0	0	1	1	0	0	1	0	0	10
	TEAM																
	Totals		24	63	6	20	20	25	12	23	35	23	74	13	22	1	225
TOTAL FG%	1st Half: 16-31 51.6%	2nd Half/OT: 8-32 25.0%	Game: 38.1%		DEADBALL												
3-Pt. FG%	1st Half: 4-9 44.4%	2nd Half/OT: 2-11 18.2%	Game: 30.0%		REBOUNDS												
F Throw %	1st Half: 4-4 100%	2nd Half/OT: 16-21 76.2%	Game: 80.0%		7												

Florida		tot-fg		3-pt		rebounds		pf		tp		a to blk		s min			
##	Player	fg	fga	fg	fga	ft	fta	of	de	tot	pf	tp	a	to	blk	s	min
00	Wright, Brent	F	2	3	0	1	2	4	0	4	4	3	6	7	4	0	34
25	Parker, Major	F	0	1	0	0	2	2	1	2	3	0	2	2	0	0	17
24	Stolt, Greg	C	10	13	4	5	2	4	0	5	5	2	26	0	1	2	38
03	Shannon, Eddie	G	2	3	1	2	1	2	0	2	2	2	6	7	1	0	30
52	Weaks, Kenyan	G	4	9	2	5	1	2	3	6	9	3	11	0	7	0	32
05	Dupay, Teddy	G	3	11	2	6	6	7	0	0	0	1	14	2	2	0	25
13	Miller, Mike	G	3	9	1	5	1	2	1	3	4	2	8	1	5	0	27
23	Halton, LaDarius	G	1	2	1	1	0	0	0	0	0	0	3	1	0	0	15
50	Haslem, Udonis	G	1	2	0	0	4	6	1	2	3	3	6	0	1	1	17
	TEAM																
	Totals		26	53	11	25	19	29	8	26	34	17	82	20	21	3	225
TOTAL FG%	1st Half: 12-24 50.0%	2nd Half/OT: 14-29 48.3%	Game: 49.1%		DEADBALL												
3-Pt. FG%	1st Half: 6-13 46.2%	2nd Half/OT: 5-12 41.7%	Game: 44.0%		REBOUNDS												
F Throw %	1st Half: 5-6 83.3%	2nd Half/OT: 14-23 60.9%	Game: 65.5%		5												

Technical fouls: Weber State-None. Florida-Haslem, Udonis (1); Weaks, Kenyan (1); Bench (1).
Attendance: 15187

Score by Periods	1st	2nd	OT	Final
Weber State	40	28	6	74
Florida	35	33	14	82

(10) Gonzaga 73, (6) Florida 72

March 18, 1999 • America West Arena • Phoenix, Ariz. • Regional Semifinals

Gonzaga		tot-fg		3-pt		rebounds		pf		tp		a to blk		s min			
##	Player	fg	fga	fg	fga	ft	fta	of	de	tot	pf	tp	a	to	blk	s	min
24	Frahm, Richie	F	6	10	5	8	0	0	0	5	5	3	17	4	3	0	30
31	Calvary, Casey	F	5	6	0	0	2	2	3	5	3	12	0	0	0	0	25
13	Eaton, Jeremy	C	2	6	0	0	1	2	0	4	4	4	5	1	1	1	22
11	Hall, Quentin	G	2	5	1	3	2	6	0	1	1	1	7	4	6	0	33
	Santangelo, Matt	G	3	13	2	6	3	4	0	2	2	1	11	7	3	0	35
	Floyd, Ryan	G	1	2	1	2	0	0	1	1	2	0	3	1	1	0	12
	Leasure, Mike	G	2	3	1	1	0	0	1	1	0	5	0	2	0	0	10
	Spink, Mark	G	1	3	0	0	0	0	2	1	3	1	2	0	0	0	6
	Nilson, Mike	G	1	2	1	1	0	0	1	1	2	3	3	0	1	0	11
	Dench, Axel	G	2	5	1	1	3	4	2	0	2	4	8	1	0	1	16
	TEAM							0	0	0							
	Totals		25	55	12	22	11	18	8	19	27	21	73	18	17	2	200
TOTAL FG%	1st Half: 12-33 36.4%	2nd Half: 13-22 59.1%	Game: 45.5%		DEADBALL												
3-Pt. FG%	1st Half: 7-12 58.3%	2nd Half: 5-10 50.0%	Game: 54.5%		REBOUNDS												
F Throw %	1st Half: 4-7 57.1%	2nd Half: 7-11 63.6%	Game: 61.1%		7												

Florida		tot-fg		3-pt		rebounds		pf		tp		a to blk		s min			
##	Player	fg	fga	fg	fga	ft	fta	of	de	tot	pf	tp	a	to	blk	s	min
00	Wright, Brent	F	4	10	0	0	7	7	2	5	7	4	15	1	4	0	26
25	Parker, Major	F	1	2	1	2	0	0	2	2	4	1	3	1	1	1	17
24	Stolt, Greg	C	6	10	4	7	0	0	1	0	1	2	16	1	0	2	33
03	Shannon, Eddie	G	3	5	0	2	0	0	0								



NCAA TOURNAMENT BOX SCORES

(5) Florida 93, (4) Illinois 76

March 19, 2000 • LJV Coliseum • Winston-Salem, N.C. • Second Round

Florida		tot-fg	3-pt	rebounds				pf			tp			a to blk			s min		
##	Player	fg	fga	ft	fta	of	de	tot	pf	tp	a	to	blk	s	min				
00	Wright, Brent	F	0	2	0	2	2	1	1	2	4	2	3	0	1	16			
13	Miller, Mike	F	6	12	0	1	7	8	3	6	9	2	19	1	1	28			
50	Haslem, Udonis	C	5	7	0	0	5	8	2	2	4	2	15	2	3	0	29		
05	Dupay, Teddy	G	4	7	4	6	4	4	1	1	2	2	16	1	0	1	25		
12	Hamilton, Justin	G	0	1	0	0	4	4	0	0	0	2	4	1	2	0	19		
04	Harvey, Donnell	G	1	5	0	0	3	6	2	6	8	1	5	1	0	1	20		
10	Nelson, Brett	G	4	9	4	6	4	4	0	2	2	2	16	4	2	0	3	19	
15	Bonner, Matt	G	3	4	0	1	0	1	2	1	3	1	6	1	1	0	0	15	
25	Parker, Major	G	0	1	0	0	3	4	0	0	0	1	3	0	0	0	0	7	
52	Weeks, Kenyan	G	3	6	1	2	0	0	1	5	6	2	7	0	0	1	0	21	
	TEAM							2	2	2	1								
	Totals		26	54	9	18	32	41	12	26	38	20	93	13	12	4	5	200	

TOTAL FG% 1st Half: 13-30 43.3% 2nd Half: 13-24 54.2% Game: 48.1% DEADBALL
 3-Pt. FG% 1st Half: 5-9 55.6% 2nd Half: 4-9 44.4% Game: 50.0% REBOUNDS
 F Throw % 1st Half: 9-12 75.0% 2nd Half: 23-29 79.3% Game: 78.0% 3

Illinois		tot-fg	3-pt	rebounds				pf			tp			a to blk			s min		
##	Player	fg	fga	ft	fta	of	de	tot	pf	tp	a	to	blk	s	min				
22	Johnson, Lucas	F	1	6	0	3	0	0	2	5	7	4	2	4	1	0	0	30	
40	McClain, Sergio	F	2	6	1	3	6	8	1	5	6	5	11	2	0	0	4	25	
34	Cook, Brian	C	1	5	0	1	0	0	1	1	2	3	2	2	0	0	0	14	
13	Bradford, Cory	G	8	16	5	10	6	8	0	3	3	3	27	3	3	0	1	37	
30	Williams, Frank	G	3	11	0	4	0	0	0	2	2	4	6	2	3	0	1	28	
24	Harrington, Sean	G	2	5	2	5	0	0	0	0	0	0	6	0	1	0	0	15	
32	Brown, Cleotis	G	3	6	1	2	0	1	1	2	3	2	7	0	1	0	0	15	
33	Krupalija, Damir	G	2	2	0	0	2	4	2	2	4	4	6	2	5	0	0	10	
52	Griffin, Marcus	G	4	10	0	0	1	1	2	1	3	4	9	1	1	1	0	21	
	TEAM							6	1	7									
	Totals		26	67	9	28	15	22	16	23	39	30	76	16	15	2	6	200	

TOTAL FG% 1st Half: 10-32 31.3% 2nd Half: 16-35 45.7% Game: 38.8% DEADBALL
 3-Pt. FG% 1st Half: 4-15 26.7% 2nd Half: 5-13 38.5% Game: 32.1% REBOUNDS
 F Throw % 1st Half: 10-15 66.7% 2nd Half: 5-7 71.4% Game: 68.2% 5

Technical fouls: Illinois-None. Florida-Head Coach (5:54, 1st).
 Attendance: 14252

Score by Periods	1st	2nd	Final
Florida	40	53	93
Illinois	34	42	76

(5) Florida 87, (1) Duke 78

March 24, 2000 • Carrier Dome • Syracuse, N.Y. • Regional Semifinals

Florida		tot-fg	3-pt	rebounds				pf			tp			a to blk			s min		
##	Player	fg	fga	ft	fta	of	de	tot	pf	tp	a	to	blk	s	min				
00	Wright, Brent	F	3	11	0	1	4	4	5	3	8	2	10	3	3	0	2	28	
13	Miller, Mike	F	2	9	0	2	6	8	0	9	9	4	10	4	3	1	1	30	
50	Haslem, Udonis	C	5	8	0	0	3	5	2	6	8	2	13	4	1	1	2	27	
05	Dupay, Teddy	G	3	9	2	4	6	0	1	1	1	12	1	0	0	0	21		
12	Hamilton, Justin	G	3	3	1	1	0	0	0	0	0	1	7	0	2	0	1	13	
04	Harvey, Donnell	G	2	2	0	0	0	0	0	1	1	3	4	1	3	1	0	12	
10	Nelson, Brett	G	6	12	3	5	0	0	1	1	2	2	15	4	1	0	1	28	
15	Bonner, Matt	G	4	5	0	1	0	0	0	1	1	2	8	0	1	0	0	11	
25	Parker, Major	G	1	2	1	1	3	4	0	0	0	0	6	0	2	0	1	12	
52	Weeks, Kenyan	G	1	3	0	0	0	0	0	1	1	3	2	4	0	0	0	18	
	TEAM							1	4	5									
	Totals		30	64	7	15	20	27	9	27	36	20	87	21	16	3	8	200	

TOTAL FG% 1st Half: 16-32 50.0% 2nd Half: 14-32 43.8% Game: 46.9% DEADBALL
 3-Pt. FG% 1st Half: 4-9 44.4% 2nd Half: 3-6 50.0% Game: 46.7% REBOUNDS
 F Throw % 1st Half: 4-5 80.0% 2nd Half: 16-22 72.7% Game: 74.1% 4

Duke		tot-fg	3-pt	rebounds				pf			tp			a to blk			s min		
##	Player	fg	fga	ft	fta	of	de	tot	pf	tp	a	to	blk	s	min				
23	Carrawell, Chris	F	6	14	1	3	3	3	1	5	6	4	16	3	2	0	3	37	
31	Battier, Shane	F	6	11	1	3	7	9	5	4	9	1	20	1	5	4	1	38	
04	Boozer, Carlos	C	3	5	0	0	5	8	5	4	9	5	11	1	0	1	0	21	
14	James, Nate	G	6	12	0	3	0	1	3	5	8	3	12	0	2	0	0	32	
22	Williams, Jason	G	6	20	1	9	0	1	1	3	4	5	13	7	5	0	3	37	
03	Horvath, Nick	G	0	0	0	0	0	0	0	0	0	0	0	0	0	0	0	1	
15	Buckner, Andre	G	0	0	0	0	0	0	0	0	0	0	0	0	0	0	0	1	
34	Dunleavy, Mike	G	1	4	0	1	2	3	0	4	4	3	4	0	4	0	0	22	
41	Christensen, Matt	G	1	2	0	0	0	0	0	0	0	1	2	0	0	0	0	11	
	TEAM							1	3	4									
	Totals		29	68	3	19	17	25	16	28	44	22	12	22	5	7	200	78	

First Half- FG: 10-28 (.357), 3-FG: 2-8 (.250), FT: 11-16 (.688)
 TOTAL FG% 1st Half: 10-28 35.7% 2nd Half: 19-40 47.5% Game: 42.6% DEADBALL
 3-Pt. FG% 1st Half: 2-8 25.0% 2nd Half: 1-11 9.1% Game: 15.8% REBOUNDS
 F Throw % 1st Half: 11-16 68.8% 2nd Half: 6-9 66.7% Game: 68.0% 5

Technical fouls: Florida-Weeks. Duke-None.
 Attendance: 30,681

Score by Periods	1st	2nd	Final
Florida	40	47	87
Duke	33	45	78

(5) Florida 77, (3) Oklahoma St. 65

March 26, 2000 • Carrier Dome • Syracuse, N.Y. • Regional Final

Florida		tot-fg	3-pt	rebounds				pf			tp			a to blk			s min		
##	Player	fg	fga	ft	fta	of	de	tot	pf	tp	a	to	blk	s	min				
00	Wright, Brent	F	2	5	1	2	4	6	0	2	2	1	9	3	3	2	0	28	
13	Miller, Mike	F	4	8	2	6	4	6	2	3	5	2	14	0	4	0	2	30	
50	Haslem, Udonis	C	4	7	0	0	2	2	2	4	2	10	0	2	1	0	21		
05	Dupay, Teddy	G	1	4	1	3	2	2	0	0	0	1	5	1	3	0	0	23	
12	Hamilton, Justin	G	4	6	0	2	0	0	4	1	5	1	8	0	1	0	1	21	
04	Harvey, Donnell	G	4	6	0	0	2	3	3	6	3	10	1	2	1	1	21		
10	Nelson, Brett	G	3	7	1	2	2	2	0	3	3	1	9	4	2	0	2	22	
15	Bonner, Matt	G	1	1	1	1	0	0	1	1	0	0	3	1	1	0	0	10	
25	Parker, Major	G	0	1	0	0	0	0	0	0	0	0	2	0	0	1	1	0	8
52	Weeks, Kenyan	G	3	6	0	2	3	4	1	2	3	1	9	1	3	0	2	16	
	TEAM							1	5	6									
	Totals		26	51	6	18	19	24	13	22	35	14	77	11	22	5	8	200	

TOTAL FG% 1st Half: 16-32 50.0% 2nd Half: 10-19 52.6% Game: 48.1% DEADBALL
 3-Pt. FG% 1st Half: 4-12 33.3% 2nd Half: 4-9 44.4% Game: 50.0% REBOUNDS
 F Throw % 1st Half: 7-7 100% 2nd Half: 23-29 79.3% Game: 78.0% 3

Oklahoma State		tot-fg	3-pt	rebounds				pf			tp			a to blk			s min		
##	Player	fg	fga	ft	fta	of	de	tot	pf	tp	a	to	blk	s	min				
30	Montonati, Brian	F	4	10	0	0	1	2	4	2	6	5	5	3	6	0	1	35	
34	Mason, Desmond	F	2	8	2	5	3	4	1	2	3	3	9	1	3	0	1	39	
12	Jonzen, Frederik	C	6	9	0	0	2	2	4	3	7	2	14	2	0	0	0	24	
35	Adkins, Joe	G	4	14	2	7	2	2	0	2	2	2	7	12	4	0	1	26	
44	Gottlieb, Doug	G	0	2	0	0	0	2	2	0	2	1	7	1	0	2	32		
04	Alexander, Glendon	G	5	10	3	8	0	0	1	1	1	1	13	0	0	0	0	22	
24	Sooter, Rodney	G	0	0	0	0	0	0	0	0	0	0	1	0	0	0	0	1	
40	Williams, Andre	G	2	4	0	0	0	0	2	2	4	4	4	0	1	2	1	13	
42	Cazzelle, Zac	G	0	0	0	0	0	0	0	0	0	0	0	0	0	0	0	1	
43	Keep, Jason	G	0	0	0	0	0	0	0	0	0	0	0	0	0	0	0	1	
45	Webber, Alex	G	2	2	0	0	0	0	1	1	2	2	4	0	2	0	0	6	
	TEAM							1	1	2	1								
	Totals		25	59	7	20	8	12	14	14	28	21	65	2					



NCAA TOURNAMENT BOX SCORES

(1) Michigan State 89, (5) Florida 76

April 3, 2000 • RCA Dome • Indianapolis, Ind. • National Championship Game

Florida		tot-fg	3-pt	rebounds		pf		a to blk		s	min								
##	Player	fg	fga	fg	fga	of	de	tot	pf	tp	a	to	blk	s	min				
00	Wright, Brent	F	5	8	0	1	3	5	4	6	10	4	13	4	1	0	1	29	
13	Miller, Mike	F	2	5	1	2	5	6	1	2	3	0	10	2	2	0	0	31	
50	Haslem, Udonis	C	10	12	0	0	7	7	2	0	2	4	27	0	3	1	0	28	
05	Dupay, Teddy	G	0	4	0	2	0	0	0	0	0	2	0	1	0	0	0	15	
12	Hamilton, Justin	G	0	1	0	1	0	0	0	0	0	1	0	0	0	0	0	14	
04	Harvey, Donnell	G	3	11	0	0	3	4	4	2	6	2	9	0	2	1	0	16	
10	Nelson, Brett	G	4	10	3	6	0	0	1	3	4	1	11	3	3	0	2	26	
15	Bonner, Matt	G	0	3	0	2	0	0	1	2	3	1	0	0	0	0	0	7	
25	Parker, Major	G	1	3	1	3	0	0	0	0	0	2	3	2	1	0	0	12	
52	Weeks, Kenyan	G	1	3	1	1	0	0	1	0	1	2	3	1	1	0	2	22	
TEAM																			
Totals		26 60		6 18		18 22		15 15 30		19 76		13 13 2 5 200							

TOTAL FG%	1st Half: 11-27 40.7%	2nd Half: 15-33 45.5%	Game: 43.3%	DEADBALL
3-Pt. FG%	1st Half: 2-7 28.6%	2nd Half: 4-11 36.4%	Game: 33.3%	REBOUNDS
F Throw %	1st Half: 8-11 72.7%	2nd Half: 10-11 90.9%	Game: 81.8%	4

Michigan State		tot-fg	3-pt	rebounds		pf		a to blk		s	min								
##	Player	fg	fga	fg	fga	of	de	tot	pf	tp	a	to	blk	s	min				
34	Hutson, Andre	F	2	4	0	0	2	2	0	1	1	4	6	3	1	0	0	23	
42	Peterson, Morris	F	7	14	3	8	4	6	1	1	2	3	21	5	3	0	1	32	
43	Granger, A.J.	C	7	11	3	5	2	2	7	9	2	19	1	2	0	0	34		
12	Cleaves, Mateen	G	7	11	3	4	1	1	0	2	2	1	18	4	2	0	0	31	
14	Bell, Charlie	G	3	6	1	2	2	3	3	5	8	2	9	5	2	0	2	33	
11	Smith, Brandon	G	0	0	0	0	0	0	0	0	0	0	0	0	0	0	0	1	
11	Thomas, David	G	0	0	0	0	0	0	1	0	1	1	0	1	1	0	0	5	
15	Ishbia, Mat	G	0	1	0	0	0	0	0	0	0	0	0	0	0	0	0	1	
20	Chappell, Mike	G	2	4	1	3	0	0	1	0	1	0	5	0	1	0	1	7	
22	Cherry, Steve	G	0	0	0	0	0	0	0	0	0	0	0	0	0	0	0	1	
23	Richardson, Jason	G	4	7	0	0	1	2	1	1	2	1	9	0	0	0	1	16	
25	Anagonye, Aloysius	G	0	0	0	0	0	2	1	3	4	0	0	2	1	0	0	12	
55	Ballinger, Adam	G	1	1	0	0	0	0	0	0	0	2	2	0	0	0	0	7	
TEAM																			
Totals		33 59		11 22		12 16		12 20 32		20 19		14 1 5 89 200							

TOTAL FG%	1st Half: 18-34 52.9%	2nd Half: 15-25 60.0%	Game: 55.9%	DEADBALL
3-Pt. FG%	1st Half: 5-12 41.7%	2nd Half: 6-10 60.0%	Game: 50.0%	REBOUNDS
F Throw %	1st Half: 2-3 66.7%	2nd Half: 10-13 76.9%	Game: 75.0%	2

Technical: Florida-None. Michigan State-None.
Attendance: 43,116

Score by Periods	1st	2nd	Final
Florida	32	44	76
Michigan State	43	46	89

(3) Florida 69, (14) Western Kentucky 56

March 16, 2001 • Superdome • New Orleans, La. • First Round

Western Kentucky		tot-fg	3-pt	rebounds		pf		a to blk		s	min								
##	Player	fg	fga	fg	fga	of	de	tot	pf	tp	a	to	blk	s	min				
12	McPherson, Nashon	F	3	13	1	6	6	6	1	1	2	3	13	0	2	0	0	36	
34	Boydson, David	F	0	3	0	2	0	0	0	4	4	0	0	1	1	0	0	27	
02	Marcus, Chris	C	5	14	0	4	7	6	10	16	3	14	0	2	2	1	32		
13	Videnov, Filip	G	2	6	0	3	0	0	1	0	1	2	4	1	1	0	0	19	
23	Robinson, Derek	G	3	6	1	3	3	4	0	1	1	4	10	3	0	0	3	22	
04	Eisert, Nathan	G	0	0	0	0	0	0	0	0	0	0	0	0	0	0	0	1	
11	Curry, Raynardo	G	5	6	0	0	2	3	0	0	0	1	12	0	2	0	3	25	
15	Wells, Mike	G	0	2	0	0	0	0	1	0	1	0	0	0	0	0	0	1	
30	Williams, Nate	G	0	1	0	0	0	0	0	3	3	1	0	0	1	0	0	16	
42	Rowles, Tremain	G	1	5	1	3	0	2	0	3	3	4	3	2	1	0	1	21	
TEAM																			
Totals		19 56		3 17		15 22		10 23 33		18 7		10 2 8 200 56							

TOTAL FG%	1st Half: 10-29 34.5%	2nd Half: 9-27 33.3%	Game: 33.9%	DEADBALL
3-Pt. FG%	1st Half: 1-9 11.1%	2nd Half: 2-8 25.0%	Game: 17.6%	REBOUNDS
F Throw %	1st Half: 5-6 83.3%	2nd Half: 10-16 62.5%	Game: 68.2%	1

Florida		tot-fg	3-pt	rebounds		pf		a to blk		s	min								
##	Player	fg	fga	fg	fga	of	de	tot	pf	tp	a	to	blk	s	min				
15	Bonner, Matt	F	3	6	1	1	1	2	1	3	4	4	8	2	0	0	1	26	
25	Parker, Major	F	2	3	0	1	1	1	1	6	7	4	5	3	3	0	1	30	
50	Haslem, Udonis	C	9	15	0	0	6	8	2	9	11	4	24	3	6	0	2	37	
05	Dupay, Teddy	G	2	6	0	3	5	7	0	2	2	1	9	3	0	0	1	31	
10	Nelson, Brett	G	6	13	3	7	4	4	2	2	4	1	19	4	4	0	0	37	
01	Greene, Orien	G	2	3	0	1	0	0	0	4	4	2	4	1	3	1	0	19	
23	Halton, LaDarius	G	0	1	0	1	0	0	0	0	0	0	0	0	0	0	0	11	
42	Colas, Bonell	G	0	2	0	0	0	0	0	0	0	3	0	1	0	0	1	9	
TEAM																			
Totals		24 49		4 14		17 22		7 33 40		19 17		16 1 7 200 69							

TOTAL FG%	1st Half: 11-26 42.3%	2nd Half: 13-23 56.5%	Game: 49.0%	DEADBALL
3-Pt. FG%	1st Half: 2-6 33.3%	2nd Half: 2-8 25.0%	Game: 28.6%	REBOUNDS
F Throw %	1st Half: 2-4 50.0%	2nd Half: 15-18 83.3%	Game: 77.3%	0

Technical: W. Kentucky-None. Florida-None.
Attendance: 10,948

Score by Periods	1st	2nd	Final
W. Kentucky	26	30	56
Florida	26	43	69

(11) Temple 75, (3) Florida 54

March 18, 2001 • Superdome • New Orleans, La. • Second Round

Temple		tot-fg	3-pt	rebounds		pf		a to blk		s	min								
##	Player	fg	fga	fg	fga	of	de	tot	pf	tp	a	to	blk	s	min				
23	Wesby, Alex	F	6	13	1	6	0	1	3	5	8	2	13	0	1	0	1	40	
34	Hawkins, David	F	1	5	1	3	4	5	2	5	7	3	7	0	0	0	2	24	
42	Lyde, Kevin	C	4	8	0	0	3	3	2	2	4	4	11	1	1	0	0	33	
14	Greer, Lynn	G	6	13	1	6	7	7	1	3	4	2	20	9	4	0	4	40	
33	Wadley, Quincy	G	7	14	5	10	5	6	3	7	10	0	24	3	2	0	2	40	
01	Jefferson, Greg	G	0	0	0	0	0	0	0	0	0	3	0	1	1	0	1	16	
30	Rollerson, Ronald	G	0	1	0	0	0	0	0	1	1	3	0	0	0	0	0	7	
TEAM																			
Totals		24 54		8 25		19 22		11 26 37		17 75		14 9 1 10 200							

TOTAL FG%	1st Half: 15-32 46.9%	2nd Half: 9-22 40.9%	Game: 44.4%	DEADBALL
3-Pt. FG%	1st Half: 7-16 43.8%	2nd Half: 1-9 11.1%	Game: 32.0%	REBOUNDS
F Throw %	1st Half: 8-9 88.9%	2nd Half: 11-13 84.6%	Game: 86.4%	1

Florida		tot-fg	3-pt	rebounds		pf		a to blk		s	min							
##	Player	fg	fga	fg	fga	of	de	tot	pf	tp	a	to	blk	s	min			
15	Bonner, Matt	F	5	12	1	5	2	6	5	6	11	4	13	3	3	0	0	35
25	Parker, Major	F	1	3	1	3	2	2	1	3	4	5	0	3	0	0	0	26
50	Haslem, Udonis	C	5	9	0	0	6	8										



NCAA TOURNAMENT BOX SCORES

(5) Villanova 76, (4) Florida 65

March 20, 2005 • Gaylord Entertainment Center • Nashville, Tenn. • Second Round

Florida		tot-fg	3-pt	rebounds		pf		a to blk		s	min								
#	Player	fg	fga	fg	fga	of	de	of	de										
02	Foye, Randy	F	6	17	1	4	5	6	1	3	4	3	18	1	3	0	2	36	
34	Sumpter, Curtis	F	3	4	1	1	1	1	2	4	6	1	8	1	0	0	0	10	
50	Sheridan, Will	C	2	5	0	0	0	0	3	4	7	4	4	0	1	1	1	20	
12	Nardi, Mike	G	1	6	1	3	0	0	0	0	0	2	3	3	2	0	2	38	
14	Ray, Allan	G	0	6	0	3	7	8	0	1	1	4	7	3	4	0	2	29	
13	Lowry, Kyle	G	7	11	0	0	1	3	0	5	5	3	15	2	1	1	3	31	
20	Fraser, Jason	G	5	9	0	0	11	7	9	6	15	3	21	0	2	1	0	30	
21	Charles, Chris	G	0	0	0	0	0	0	1	1	2	2	0	1	0	0	0	3	
44	Austin, Marcus	G	0	0	0	0	0	0	0	0	0	1	1	0	0	1	1	3	
TEAM				2		3		5											
Totals		24 58		3 11		25 35		17 27 44		23 76		10 14 4		11 200					

TOTAL FG%	1st Half: 15-33 45.5%	2nd Half: 9-25 36.0%	Game: 41.4%	DEADBALL
3-Pt. FG%	1st Half: 2-7 28.6%	2nd Half: 1-4 25.0%	Game: 27.3%	REBOUNDS
F Throw %	1st Half: 7-11 63.6%	2nd Half: 18-24 75.0%	Game: 71.4%	3

Florida		tot-fg	3-pt	rebounds		pf		a to blk		s	min								
#	Player	fg	fga	fg	fga	of	de	of	de										
02	Brewer, Corey	F	3	7	2	4	3	5	0	1	1	3	11	1	4	0	1	28	
24	Lee, David	F	7	12	0	0	6	7	3	10	5	20	2	3	3	3	33		
42	Horford, Al	C	0	1	0	0	0	1	1	4	5	4	0	1	0	1	22		
01	Roberson, Anthony	G	1	8	1	4	2	2	0	0	0	4	5	1	2	0	0	26	
44	Walsh, Matt	G	4	13	2	6	2	2	1	8	9	5	12	3	4	0	0	32	
04	Moss, Adrian	G	0	0	0	0	0	0	1	1	2	2	0	0	0	0	0	3	
10	Ingram, Cornelius	G	0	0	0	0	0	0	0	0	0	1	0	0	0	0	0	1	
11	Green, Taurean	G	2	5	1	2	4	6	0	1	1	1	9	1	3	0	1	22	
12	Humphrey, Lee	G	1	2	1	2	1	2	0	0	0	1	4	0	2	0	0	16	
13	Noah, Joakim	G	0	0	0	0	0	0	1	1	1	1	0	0	0	0	0	2	
32	Richard, Chris	G	2	4	0	0	0	0	2	2	3	4	0	1	0	0	0	15	
TEAM						0		3											
Totals		20 52		7 18		18 25		10 24 34		30 65		9 19 4		6 200					

TOTAL FG%	1st Half: 10-25 40.0%	2nd Half: 10-27 37.0%	Game: 38.5%	DEADBALL
3-Pt. FG%	1st Half: 3-8 37.5%	2nd Half: 4-10 40.0%	Game: 38.9%	REBOUNDS
F Throw %	1st Half: 9-14 64.3%	2nd Half: 9-11 81.8%	Game: 72.0%	2

Technical fouls: Villanova-None. Florida-None.
Attendance: 17,018

Score by Periods	1st	2nd	Final
Villanova	39	37	76
Florida	32	33	65

(3) Florida 76, (14) South Alabama, 50

March 16, 2006 • Veterans Memorial Arena, Jacksonville, Fla. • First Round

South Alabama		tot-fg	3-pt	rebounds		pf		a to blk		s	min								
#	Player	fg	fga	fg	fga	of	de	of	de										
01	Phillips, Michael	F	2	8	0	0	0	2	1	2	3	4	0	0	1	1	20		
13	Buboltz, Leandro	F	5	7	4	5	0	0	1	2	3	2	14	0	1	0	20		
02	Joiner, Mario	G	4	10	2	5	0	0	0	7	7	4	10	3	5	0	27		
03	Christie, Chey	G	3	8	1	1	0	0	1	2	3	2	7	2	0	0	20		
11	Smith, Carlos	G	2	4	1	2	0	0	0	0	0	1	5	2	2	0	1	26	
04	Collins, Jeffrey	G	0	5	0	3	0	0	0	0	0	1	0	0	0	0	13		
10	Bennett, Demetric	G	3	7	1	1	0	0	1	4	5	1	7	0	3	0	1	21	
14	Cowherd, Stephen	G	0	2	0	1	0	0	0	0	0	1	0	1	0	0	0	14	
21	Grigsby, Trajinski	G	0	0	0	0	0	0	0	1	1	0	0	0	0	0	0	1	
33	McGriff, Jason	G	0	1	0	0	1	2	0	1	1	1	1	0	1	1	1	18	
35	Law, Richard	G	0	3	0	2	2	2	0	3	3	1	2	0	3	1	0	20	
TEAM				3		3		6											
Totals		19 55		9 20		3 6		7 24 31		17 50		8 16 3		7 200					

TOTAL FG%	1st Half: 9-27 33.3%	2nd Half: 10-28 35.7%	Game: 34.5%	DEADBALL
3-Pt. FG%	1st Half: 5-13 38.5%	2nd Half: 4-7 57.1%	Game: 45.0%	REBOUNDS
F Throw %	1st Half: 2-4 50.0%	2nd Half: 1-2 50.0%	Game: 50.0%	1

Florida		tot-fg	3-pt	rebounds		pf		a to blk		s	min								
#	Player	fg	fga	fg	fga	of	de	of	de										
02	Brewer, Corey	F	4	12	2	5	0	0	2	6	8	2	10	3	4	0	2	29	
13	Noah, Joakim	F	6	9	0	0	4	5	1	7	8	1	16	7	3	5	3	31	
42	Horford, Al	C	6	8	0	0	2	2	4	9	13	1	14	5	0	0	1	25	
11	Green, Taurean	G	2	9	1	7	2	3	0	4	4	1	7	3	1	1	1	35	
12	Humphrey, Lee	G	7	9	6	8	0	0	0	0	0	1	20	0	2	0	0	31	
01	Swanson, Brett	G	0	0	0	0	0	0	0	0	0	0	0	0	0	0	0	1	
04	Moss, Adrian	G	0	1	0	1	0	0	0	2	2	0	0	0	0	0	0	7	
15	Hodge, Walter	G	1	4	1	4	0	0	0	1	1	2	3	2	0	0	1	22	
22	Berry, Jack	G	0	0	0	0	0	0	0	0	0	0	0	0	0	0	0	1	
25	Tyler, Garrett	G	0	0	0	0	0	0	0	0	0	0	0	0	0	0	0	1	
32	Richard, Chris	G	3	6	0	0	0	0	0	1	1	1	6	0	0	0	0	16	
33	Huertas, David	G	0	1	0	0	0	0	0	0	0	0	0	0	0	0	0	1	
TEAM						1		2											
Totals		29 59		10 25		8 10		8 31 39		9 76		21 11 7		8 200					

TOTAL FG%	1st Half: 12-30 40.0%	2nd Half: 17-29 58.6%	Game: 49.2%	DEADBALL
3-Pt. FG%	1st Half: 5-15 33.3%	2nd Half: 5-10 50.0%	Game: 40.0%	REBOUNDS
F Throw %	1st Half: 2-4 50.0%	2nd Half: 6-6 100%	Game: 80.0%	0

Technical fouls: South Alabama-None. Florida-None.
Attendance: 13,777

Score by Periods	1st	2nd	Final
South Alabama	25	25	50
Florida	31	45	76

(3) Florida 82, (11) Wisconsin-Milwaukee, 60

March 18, 2006 • Veterans Memorial Arena • Jacksonville, Fla. • Second Round

Wisconsin-Milwaukee		tot-fg	3-pt	rebounds		pf		a to blk		s	min								
#	Player	fg	fga	fg	fga	of	de	of	de										
13	Tucker, Joah	F	4	14	1	5	0	0	0	2	2	3	9	2	3	0	28		
21	McCoy, Jason	F	2	3	0	1	0	1	1	2	4	1	0	1	1	0	20		
44	Tiger, Adrian	C	11	13	2	2	3	4	2	6	8	4	27	3	2	1	0	34	
02	Hill, Chris	G	0	6	0	4	0	1	2	2	4	5	0	2	1	1	36		
24	Davis, Boo	G	3	12	2	4	2	3	4	5	9	1	6	2	2	0	3	35	
01	Massiah, Kevin	G	0	0	0	0	0	0	0	0	0	0	0	0	0	0	0	1	
03	Smith, Avery	G	0	3	0	0	2	4	1	2	3	2	2	0	3	0	1	19	
04	Pancratz, Mark	G	0	2	0	0	2	2	1	0	1	0	2	0	0	0	0	5	
12	Hanson, Allan	G	2	3	2	3	0	0	1	0	1	1	6	0	0	0	8		
33	Hansen, Nick	G	0	0	0	0	0	0	0	0	0	0	0	0	0	0	0	2	
40	Bendall, Michael	G	0	0	0	0	0	2	0	0	0	0	0	0	0	0	0	1	
42	Young, Tyrone	G	0	2	0	1	0	0	1	0	1	0	0	0	0	0	0	1	
50	Ford, Derrick	G	0	3	0	0	0	0	2	0	2	0	0	0	0	0	0	10	
TEAM						0		1											
Totals		22 61		7 20		9 17		14 19 33		18 60									



NCAA TOURNAMENT BOX SCORES

(3) Florida 75, (1) Villanova 62

March 26, 2006 • H.H.H. Metrodome • Minneapolis, Minn. • Regional Final

Florida		tot-fg		3-pt		rebounds		pf		tp		a		to blk		s		min															
##	Player	fg	fga	fg	fga	ft	fta	of	de	of	de	of	de	of	de	of	de	of	de														
02	Brewer, Corey	F	4	7	1	2	2	3	0	3	3	5	11	2	2	0	0	17															
13	Noah, Joakim	F	4	8	0	0	13	15	0	15	15	1	21	1	3	5	1	36															
42	Horford, Al	C	6	12	0	0	0	0	8	7	15	2	12	1	3	2	0	33															
11	Green, Taurean	G	3	9	1	4	12	13	1	1	2	3	19	4	3	0	1	37															
12	Humphrey, Lee	G	3	12	2	9	0	0	1	1	2	2	8	4	1	0	0	38															
04	Moss, Adrian	G	0	0	0	0	0	0	1	1	2	0	0	0	1	0	0	2															
15	Hodge, Walter	G	0	2	0	1	0	0	1	2	3	4	0	0	0	0	0	12															
32	Richard, Chris	G	1	2	0	0	0	0	3	1	4	2	2	1	1	1	0	11															
33	Huertas, David	G	1	2	0	1	0	0	2	1	3	3	2	1	2	0	0	14															
TEAM								2		4																							
Totals		22		54		4		17		27		31		19		34		53		22		75		14		16		8		2		200	

TOTAL FG%	1st Half: 12-30 40.0%	2nd Half: 10-24 41.7%	Game: 40.7%	DEADBALL
3-Pt. FG%	1st Half: 2-9 22.2%	2nd Half: 2-8 25.0%	Game: 23.5%	REBOUNDS
F Throw %	1st Half: 9-10 90.0%	2nd Half: 18-21 85.7%	Game: 87.1%	3

Villanova		tot-fg		3-pt		rebounds		pf		tp		a		to blk		s		min													
##	Player	fg	fga	fg	fga	ft	fta	of	de	of	de	of	de	of	de	of	de	of	de												
02	Foye, Randy	F	7	18	2	8	9	10	3	5	8	5	25	0	2	0	2	37													
14	Ray, Allan	F	5	19	1	7	0	0	2	0	2	4	11	1	2	0	0	27													
50	Sheridan, Will	C	0	6	0	0	1	2	3	2	5	4	1	0	1	1	0	30													
01	Lowry, Kyle	G	1	9	0	0	1	1	2	2	4	5	3	2	0	1	2	29													
12	Nardi, Mike	G	2	11	1	7	3	4	1	3	4	3	8	4	0	0	1	35													
03	Benn, Bilal	G	0	0	0	0	0	0	0	0	0	0	0	0	0	0	0	1													
20	Fraser, Jason	G	1	4	0	0	7	7	5	2	7	0	9	1	1	4	0	22													
21	Charles, Chris	G	0	0	0	0	0	0	0	0	0	0	0	0	0	0	0	1													
22	Dunleavy, Baker	G	0	0	0	0	0	0	0	0	0	0	0	0	0	0	0	1													
23	Anderson, Dwayne	G	0	2	0	1	1	2	1	0	1	0	1	0	0	0	0	1													
33	Cunningham, Dante	G	1	2	0	0	0	1	1	0	1	2	2	0	0	0	1	10													
35	Clark, Shane	G	1	2	0	0	0	0	4	0	4	1	2	0	0	0	0	6													
TEAM								4		0		4																			
Totals		18		73		4		23		22		27		26		14		40		24		62		8		6		6		200	

TOTAL FG%	1st Half: 8-38 21.1%	2nd Half: 10-35 28.6%	Game: 24.7%	DEADBALL
3-Pt. FG%	1st Half: 2-8 25.0%	2nd Half: 2-15 13.3%	Game: 17.4%	REBOUNDS
F Throw %	1st Half: 12-13 92.3%	2nd Half: 10-14 71.4%	Game: 81.5%	0

Technical fouls: Florida-None. Villanova-Ray.
Attendance: 21,613

Score by Period	1st	2nd	Final
Florida	35	40	75
Villanova	30	32	62

(3) Florida 73, (11) George Mason 58

April 1, 2006 • RCA Dome • Indianapolis, Ind. • Final Four

George Mason		tot-fg		3-pt		rebounds		pf		tp		a		to blk		s		min															
##	Player	fg	fga	fg	fga	ft	fta	of	de	of	de	of	de	of	de	of	de	of	de														
34	Thomas, Will	F	4	12	0	0	2	5	1	2	3	2	10	0	1	1	3	23															
55	Lewis, Jai	F	5	13	0	1	3	5	6	5	11	4	13	1	1	0	2	37															
01	Skinn, Tony	G	5	12	1	4	2	3	1	2	3	3	13	1	2	0	1	29															
22	Butler, Lamar	G	4	7	0	2	0	0	0	4	4	1	8	1	4	1	0	36															
42	Campbell, Folarin	G	3	5	1	2	3	3	0	1	1	4	10	0	2	0	0	25															
02	Carter, Jordan	G	0	0	0	0	0	0	0	0	0	0	0	0	1	0	0	7															
03	Konate, Makan	G	0	0	0	0	0	0	0	0	0	0	0	0	0	0	0	1															
05	Norwood, Gabe	G	1	4	0	2	0	0	0	1	1	0	2	3	0	0	2	25															
12	Burns, Tim	G	0	0	0	0	0	0	0	0	0	0	0	0	0	0	0	1															
40	Fleming, Chris	G	0	0	0	0	0	0	0	0	0	0	0	0	0	0	0	1															
50	Hernandez, Sammy	G	1	3	0	0	0	0	2	0	2	1	2	0	0	0	0	4															
TEAM								1		2		1		2																			
Totals		23		56		2		11		10		14		11		16		27		16		58		6		11		2		8		200	

TOTAL FG%	1st Half: 11-29 37.9%	2nd Half: 12-27 44.4%	Game: 41.1%	DEADBALL
3-Pt. FG%	1st Half: 0-4 0.0%	2nd Half: 2-7 28.6%	Game: 18.2%	REBOUNDS
F Throw %	1st Half: 4-4 100%	2nd Half: 6-10 60.0%	Game: 71.4%	2

Florida		tot-fg		3-pt		rebounds		pf		tp		a		to blk		s		min															
##	Player	fg	fga	fg	fga	ft	fta	of	de	of	de	of	de	of	de	of	de	of	de														
02	Brewer, Corey	F	6	11	3	6	4	5	2	4	6	1	19	1	6	0	1	34															
13	Noah, Joakim	F	5	11	0	1	2	2	1	7	8	3	12	2	3	4	1	26															
42	Horford, Al	C	2	7	0	0	2	3	6	7	13	3	6	4	4	0	0	29															
11	Green, Taurean	G	3	9	3	6	6	6	2	1	3	1	15	0	1	0	2	36															
12	Humphrey, Lee	G	6	12	6	12	1	3	0	3	3	2	19	0	1	0	1	34															
04	Moss, Adrian	G	0	1	0	0	0	0	0	0	0	0	0	0	0	0	0	3															
15	Hodge, Walter	G	0	1	0	0	0	0	0	0	0	1	0	0	0	0	0	10															
32	Richard, Chris	G	1	1	0	0	0	0	2	1	3	1	2	1	0	0	0	24															
33	Huertas, David	G	0	0	0	0	0	0	0	0	0	0	0	0	0	0	0	4															
TEAM								3		1		4																					
Totals		23		53		12		25		15		19		16		24		40		12		73		8		15		4		5		200	

TOTAL FG%	1st Half: 11-32 34.4%	2nd Half: 12-21 57.1%	Game: 43.4%	DEADBALL
3-Pt. FG%	1st Half: 6-15 40.0%	2nd Half: 6-10 60.0%	Game: 48.0%	REBOUNDS
F Throw %	1st Half: 3-4 75.0%	2nd Half: 12-15 80.0%	Game: 78.9%	2

Technical fouls: George Mason-None. Florida-Green.

Attendance: 43,822

Score by Periods	1st	2nd	Final
George Mason	26	32	58
Florida	31	42	73

(3) Florida 73, (2) UCLA 57

April 3, 2006 • RCA Dome, Indianapolis, Ind. • National Championship Game

Florida		tot-fg		3-pt		rebounds		pf		tp		a		to blk		s		min	
##	Player	fg	fga	fg	fga	ft	fta	of	de	of	de	of	de	of	de	of	de	of	de
02	Brewer, Corey	F	4	12	2	3	1	3	3	4	7	3	11	4	2	1	3	37	
13	Noah, Joakim	F	7	9	0	0	2	2	2	7	9	2	16	3	2	6	1	33	
42	Horford, Al	C	5	8	0	0	4	5	2	5	7	2	16	3	2	6	1	33	
11	Green, Taurean	G	1	9	0	7	0	1	0	4	4	1	2	8	1	0	0	36	
12	Humphrey, Lee	G	4	8	4	8	3	3	0	1	1	1	15	2	0	0	0	36	
04	Moss, Adrian	G	3	6	0	0	3	4	2	4	6	0	9	0	0	0	0	10	
15	Hodge, Walter	G	0	3	0	1	0	0	0	1	1	1	0	1	0	0	2	12	
32	Richard, Chris	G	2	3	0	0	2	2	0	0	0	3	6	0	0	1	0	12	
TEAM																			



NCAA TOURNAMENT BOX SCORES

(1) Florida 74, (9) Purdue 67

March 18, 2007 • New Orleans Arena • New Orleans, La. • Second Round

Purdue		tot-fg		3-pt		rebounds		pf		tp		a to blk		s min				
##	Player	fg	fga	fg	fga	ft	fta	of	de	of	de	a	to	blk	s	min		
01	Watt, Gordon	F	1	4	0	1	0	2	0	4	4	4	2	3	0	2	18	
14	Landry, Carl	F	8	14	0	0	2	5	5	10	3	18	4	5	1	3	39	
02	Teague, David	G	6	15	2	7	0	0	3	2	5	3	14	2	1	0	1	38
03	Kramer, Chris	G	6	12	2	4	0	0	1	1	2	4	14	3	3	0	4	34
05	Grant, Keaton	G	2	3	1	1	0	0	0	1	1	2	5	1	0	0	21	
04	Lutz, Chris	G	1	2	0	1	0	0	1	0	1	2	2	2	0	0	1	23
12	Crump, Tarrance	G	3	6	0	1	3	4	0	1	1	1	9	1	0	0	1	16
20	Green, Marcus	G	1	3	0	2	1	2	1	1	2	3	3	0	0	0	9	
30	Ochendu, Johnathan	G	0	0	0	0	0	0	1	1	1	0	0	0	0	0	2	
TEAM								3		1								
Totals		28 59		5 17		6 13		11 17 28		23 67		15 12		1 12		200		

First Half - FG: 13-26 (50.0%), 3-FG: 2-8 (.250), FT: 3-8 (.375)

TOTAL FG%	1st Half: 13-26 50.0%	2nd Half: 15-33 45.5%	Game: 47.5%	DEADBALL
3-Pt. FG%	1st Half: 2-8 25.0%	2nd Half: 3-9 33.3%	Game: 29.4%	REBOUNDS
F Throw %	1st Half: 3-8 37.5%	2nd Half: 3-5 60.0%	Game: 46.2%	2

Florida		tot-fg		3-pt		rebounds		pf		tp		a to blk		s min				
##	Player	fg	fga	fg	fga	ft	fta	of	de	of	de	a	to	blk	s	min		
02	Brewer, Corey	F	4	9	1	4	8	8	1	7	8	1	17	2	3	0	2	33
13	Noah, Joakim	F	3	5	0	0	3	4	2	7	9	3	9	2	3	3	0	25
42	Horford, Al	C	7	9	0	0	3	3	4	5	9	2	17	1	0	1	3	36
11	Green, Taurean	G	3	9	2	8	6	6	0	0	0	1	14	2	5	0	0	38
12	Humphrey, Lee	G	2	6	2	6	0	0	0	1	1	1	6	2	2	0	1	32
15	Hodge, Walter	G	0	1	0	0	1	4	0	0	0	1	1	2	1	0	0	15
21	Werner, Dan	G	0	0	0	0	0	0	0	0	0	1	0	0	0	0	0	1
32	Richard, Chris	G	2	2	0	0	4	4	0	2	2	3	8	0	1	0	0	17
34	Speights, Marreese	G	0	1	0	0	2	2	0	0	0	1	2	0	0	0	1	3
TEAM								0		2								
Totals		21 42		5 18		27 31		7 24 31		14 74		11 15		4 7		200		

Technical fouls: Purdue-None. Florida-None.

Attendance: 13,600

TOTAL FG%	1st Half: 8-22 36.4%	2nd Half: 13-20 65.0%	Game: 50.0%	DEADBALL
3-Pt. FG%	1st Half: 2-10 20.0%	2nd Half: 3-8 37.5%	Game: 27.8%	REBOUNDS
F Throw %	1st Half: 11-12 91.7%	2nd Half: 16-19 84.2%	Game: 87.1%	1,1

(1) Florida 85, (3) Oregon 77

March 25, 2007 • Edward Jones Dome, St. Louis, Mo. • Regional Final

Oregon		tot-fg		3-pt		rebounds		pf		tp		a to blk		s min				
##	Player	fg	fga	fg	fga	ft	fta	of	de	of	de	a	to	blk	s	min		
01	Hairston, Malik	F	7	13	0	1	4	4	2	3	5	5	18	1	4	0	2	35
04	Taylor, Bryce	F	3	6	1	2	0	0	3	5	8	3	7	2	0	0	1	39
10	Leunen, Maarty	C	2	4	1	1	4	4	1	3	4	5	9	1	1	2	2	29
00	Brooks, Aaron	G	11	19	3	6	2	2	1	1	2	4	27	4	4	0	1	34
12	Porter, Tajuan	G	2	12	2	10	4	4	0	1	1	3	10	4	4	0	1	37
25	Oguchi, Chamberlain	G	1	3	1	2	0	0	0	0	0	1	3	0	0	0	6	
42	Zahn, Adam	G	0	0	0	0	1	2	1	0	1	4	1	0	0	0	5	
45	Schafer, Ray	G	1	1	0	0	0	0	0	0	0	0	2	0	0	0	5	
50	Catron, Jovan	G	0	0	0	0	0	0	0	0	0	5	0	1	0	0	1	10
TEAM								3		1								
Totals		27 58		8 22		15 16		8 16 24		30 77		13 13		2 8		200		

Technical fouls: Oregon-None. Florida-None.

Attendance: 25,947

TOTAL FG%	1st Half: 15-28 53.6%	2nd Half: 12-30 40.0%	Game: 46.6%	DEADBALL
3-Pt. FG%	1st Half: 3-10 30.0%	2nd Half: 5-12 41.7%	Game: 36.4%	REBOUNDS
F Throw %	1st Half: 5-6 83.3%	2nd Half: 10-10 100%	Game: 93.8%	1,1

Florida		tot-fg		3-pt		rebounds		pf		tp		a to blk		s min				
##	Player	fg	fga	fg	fga	ft	fta	of	de	of	de	a	to	blk	s	min		
02	Brewer, Corey	F	3	7	0	3	8	12	1	4	5	3	14	3	5	2	2	34
13	Noah, Joakim	F	4	9	0	0	6	7	3	11	14	2	14	1	2	1	2	30
42	Horford, Al	C	1	3	0	0	4	8	3	4	7	3	6	2	3	2	0	30
11	Green, Taurean	G	5	12	4	8	7	10	0	2	2	1	21	3	3	0	0	38
12	Humphrey, Lee	G	8	15	7	13	0	0	0	0	0	0	23	0	2	0	1	38
15	Hodge, Walter	G	1	1	0	0	2	4	0	0	0	0	4	0	0	0	0	4
21	Werner, Dan	G	0	0	0	0	0	0	1	0	1	2	0	0	1	0	0	4
32	Richard, Chris	G	1	1	0	0	1	2	6	0	6	3	3	1	2	0	0	22
TEAM								1		3								
Totals		23 48		11 24		28 43		15 24 39		14 85		10 18		5 5		200		

Technical fouls: Oregon-None. Florida-None.

Attendance: 25,947

TOTAL FG%	1st Half: 13-28 46.4%	2nd Half: 10-20 50.0%	Game: 47.9%	DEADBALL
3-Pt. FG%	1st Half: 7-14 50.0%	2nd Half: 4-10 40.0%	Game: 45.8%	REBOUNDS
F Throw %	1st Half: 7-11 63.6%	2nd Half: 21-32 65.6%	Game: 65.1%	9

(1) Florida 76, (2) UCLA 66

March 31, 2007 • Georgia Dome • Atlanta, Ga. • Final Four

UCLA		tot-fg		3-pt		rebounds		pf		tp		a to blk		s min				
##	Player	fg	fga	fg	fga	ft	fta	of	de	of	de	a	to	blk	s	min		
03	Shipp, Josh	F	7	14	0	4	4	4	1	3	4	2	18	5	0	0	4	34
23	Mbah a Moute, Luc	F	2	4	0	0	0	0	1	4	5	5	4	1	1	0	0	17
14	Mata, Lorenzo	C	3	6	0	0	0	0	0	2	2	5	6	0	0	0	0	22
02	Collison, Darren	G	3	14	1	6	2	2	0	0	0	1	9	5	0	0	0	36
04	Affalo, Arron	G	5	14	3	9	4	4	0	3	3	5	17	0	1	0	0	22
00	Westbrook, Russell	G	1	2	0	0	0	0	0	0	0	1	2	0	1	0	0	8
11	Wright, Ryan	G	0	0	0	0	0	0	0	1	1	0	0	0	0	0	0	1
12	Aboya, Alfred	G	2	4	0	0	1	2	1	2	3	4	5	0	0	0	2	26
13	Keefe, James	G	1	1	0	0	0	1	2	4	6	3	2	0	0	0	0	15
20	Roll, Michael	G	1	5	1	4	0	0	1	1	1	0	3	1	0	0	0	19
TEAM								1		0								
Totals		25 64		5 23		11 13		6 20 26		26 66		12 3		0 6		200		

Technical fouls: UCLA-None. Florida-None.

Attendance: 53,510

TOTAL FG%	1st Half: 9-29 31.0%	2nd Half: 16-35 45.7%	Game: 39.1%	DEADBALL
3-Pt. FG%	1st Half: 0-8 0.0%	2nd Half: 5-15 33.3%	Game: 21.7%	REBOUNDS
F Throw %	1st Half: 5-6 83.3%	2nd Half: 6-7 85.7%	Game: 84.6%	0

Florida		tot-fg		3-pt		rebounds		pf		tp		a to blk		s min				
##	Player	fg	fga	fg	fga	ft	fta	of	de	of	de	a	to	blk	s	min		
02	Brewer, Corey	F	5	7	4	5	5	6	0	2	2	3	19	1	2	2	0	32
13	Noah, Joakim	F	3	7	0	0	2	7	3	8	11	2	8	2	4	4	1	33
42	Horford, Al	C	2	3	0	0	5	9	2	15	17	4	9	3	3	0	0	27
11	Green, Taurean	G	2	9	1	7	5	6	0	4	4	2	10	3	4	0	0	33
12	Humphrey, Lee	G	5	9	4	8	0	1	0	2	2	1	4	0	1	0	0	39
15	Hodge, Walter	G	0	2	0	1	0	0	1	1	2	3	0	1	2	0	0	13
21	Werner, Dan	G	0	1	0	1	0	0	0	0	0	0	0	0	0	0	0	2
32	Richard, Chris	G	7	7	0	0	0	2	2	2	4	2	16	0	0	0	1	21
TEAM								0		1								
Totals		24 35		9 22		19 31		8 35 43		17 76		10 16		6 2		200		

Technical fouls: UCLA-None. Florida-None.

Attendance: 53,510

TOTAL FG%	1st Half: 8-16 50.0%	2nd Half: 16-29 55.2%	Game: 53.3%	DEADBALL
3-Pt. FG%	1st Half: 5-12 41.7%	2nd Half: 4-10 40.0%	Game: 40.9%	REBOUNDS
F Throw %	1st Half: 8-11 72.7%	2nd Half: 11-20 55.0%	Game: 55.0%	5

(1) Florida 65, (5) Butler 57

March 23, 2007 • Edward Jones Dome • St. Louis, Mo. • Regional Semifinals

Butler		tot-fg		3-pt		rebounds		pf		tp		a to blk		s min				
##	Player	fg	fga	fg	fga	ft	fta	of	de	of	de	a	to	blk	s	min		
24	Ligon, Brian	F	1	2	0	0	0	0	2	0	2	3	2	0	1	0	0	21
33	Crone, Brandon	F	4	9	2	3	0	0	2	2	4	5	10	1	2	0	2	28
01	Betko, Julian	G	1															



NCAA TOURNAMENT BOX SCORES

(1) Florida 84, (1) Ohio State 75

April 2, 2007 • Georgia Dome • Atlanta, Ga. • National Championship Game

Ohio State ## Player	tot-fg		3-pt		ft		rebounds		pf	tp	a	to blk	s	min			
	fg	fga	fg	fga	ft	fta	of	de									
03 Harris, Ivan	F	2	8	2	8	1	5	1	4	5	2	7	0	0	1	26	
20 Oden, Greg	C	10	15	0	0	5	8	4	8	12	4	25	1	2	4	38	
01 Conley Jr., Mike	G	7	13	1	3	5	6	1	2	3	3	20	6	2	0	34	
12 Lewis, Ron	G	6	13	0	4	0	1	2	1	3	3	12	0	1	0	34	
14 Butler, Jamar	G	1	7	1	6	0	0	0	2	2	3	3	1	1	0	36	
23 Lighty, David		2	3	0	1	0	0	0	0	0	1	4	1	0	0	13	
31 Cook, Daequan		1	2	0	1	0	0	0	0	0	1	2	1	0	0	19	
42 Terwilliger, Matt		1	1	0	0	0	0	0	0	0	1	2	0	0	0	5	
45 Hunter, Othello		0	2	0	0	0	0	2	0	2	2	0	0	1	0	5	
TEAM								0	1	1							
Totals		30	64	4	23	11	17	10	18	28	20	75	10	7	4	11	200

TOTAL FG% 1st Half: 13-30 43.3% 2nd Half: 17-34 41.2% Game: 46.9% DEADBALL
 3-Pt. FG% 1st Half: 2-12 16.7% 2nd Half: 2-11 18.2% Game: 17.4% REBOUNDS
 F Throw % 1st Half: 1-2 50.0% 2nd Half: 10-15 66.7% Game: 64.7% 2

Florida ## Player	tot-fg		3-pt		ft		rebounds		pf	tp	a	to blk	s	min		
	fg	fga	fg	fga	ft	fta	of	de								
02 Brewer, Corey	F	4	12	3	8	2	2	0	8	8	2	13	1	1	1	36
13 Noah, Joakim	F	1	3	0	0	6	6	0	3	3	4	8	0	2	0	21
42 Horford, Al	C	6	15	0	0	6	8	4	8	12	3	18	3	2	2	34
11 Green, Taurean	G	4	6	3	3	5	5	0	3	3	0	16	6	6	0	38
12 Humphrey, Lee	G	5	8	4	7	0	0	0	1	1	1	14	1	0	0	34
15 Hodge, Walter		2	2	0	0	1	1	0	1	1	1	5	0	1	0	11
32 Richard, Chris		3	5	0	0	2	3	5	3	8	5	8	0	3	0	20
34 Speights, Marreese		1	2	0	0	0	0	1	1	2	3	2	0	0	0	6
TEAM																
Totals		26	53	10	18	22	25	10	28	38	19	11	15	3	5	200

TOTAL FG% 1st Half: 13-27 48.1% 2nd Half: 13-26 50.0% Game: 49.1% DEADBALL
 3-Pt. FG% 1st Half: 6-9 66.7% 2nd Half: 4-9 44.4% Game: 55.6% REBOUNDS
 F Throw % 1st Half: 8-10 80.0% 2nd Half: 14-15 93.3% Game: 88.0% 2

Technical fouls: Ohio State-None. Florida-None.
 Attendance: 51,458

Score by Period	1st	2nd	Final
Ohio State	29	46	75
Florida	40	44	84

(7) BYU 99, (10) Florida 92 (2OT)

March 18, 2010 • Ford Center • Oklahoma City, Okla. • First Round

Florida ## Player	tot-fg		3-pt		ft		rebounds		pf	tp	a	to blk	s	min			
	fg	fga	fg	fga	ft	fta	of	de									
23 Tyus, Alex	F	3	11	0	1	0	0	3	6	9	2	6	1	0	2	29	
25 Parsons, Chandler	F	8	20	2	8	2	5	6	4	10	3	20	6	5	1	2	46
32 Macklin, Vernon	C	7	9	0	0	2	3	3	4	7	3	16	0	3	0	33	
01 Boynton, Kenny	G	8	16	5	10	6	7	1	1	2	5	27	3	4	0	40	
11 Walker, Erving	G	4	16	3	13	1	1	0	2	2	4	12	4	7	0	44	
03 Shipman, Ray		0	0	0	0	0	0	0	2	2	2	0	0	0	0	11	
21 Werner, Dan		1	2	0	0	2	2	3	2	5	4	4	1	1	0	36	
33 Murphy, Erik		3	4	0	0	1	1	1	0	1	3	7	0	1	1	11	
TEAM																	
Totals		34	78	10	32	14	19	20	25	45	24	92	15	21	4	7	250

TOTAL FG% 1st Half: 12-26 46.2% 2nd Half: 15-27 55.6% OT: 7-25 28.0% Game: 49.1% DEADBALL
 3-Pt. FG% 1st Half: 6-12 50.0% 2nd Half: 6-12 50.0% OT: 1-10 10.0% Game: 55.6% REBOUNDS
 F Throw % 1st Half: 6-8 75.0% 2nd Half: 6-8 75.0% OT: 2-2 100% Game: 88.0% 6

BYU ## Player	tot-fg		3-pt		ft		rebounds		pf	tp	a	to blk	s	min			
	fg	fga	fg	fga	ft	fta	of	de									
34 Hartsock	F	3	7	0	0	2	2	1	2	3	1	8	1	1	0	38	
54 Miles	C	1	1	0	0	0	0	1	3	4	2	2	1	0	0	22	
04 Emery	G	2	7	2	5	4	6	2	5	7	4	10	1	1	0	40	
23 Haws	G	3	5	0	0	2	2	1	0	1	2	8	2	0	0	21	
32 Fredette	G	13	26	3	8	8	10	1	1	2	1	37	3	5	1	2	46
00 Davies		0	1	0	0	0	2	1	5	6	4	0	0	2	1	19	
01 Abouo		1	2	0	0	0	0	0	1	1	0	2	1	0	0	10	
10 Loyd Jr.		7	10	3	5	9	10	0	2	2	1	26	0	2	0	35	
45 Tavernari		2	6	2	5	0	0	0	3	3	2	6	1	0	0	3	19
TEAM																	
Totals		32	65	10	23	25	32	10	23	33	17	99	11	12	2	250	

First Half- FG: 15-29 (.517), 3-FG: 3-5 (.600), FT: 2-4 (.500)

TOTAL FG% 1st Half: 15-29 51.7% 2nd Half: 13-26 50.0% OT: 4-10 40.0% Game: 49.2% DEADBALL
 3-Pt. FG% 1st Half: 3-5 60.0% 2nd Half: 4-13 30.8% OT: 3-5 60.0% Game: 43.5% REBOUNDS
 F Throw % 1st Half: 2-4 50.0% 2nd Half: 10-10 100% OT: 13-18 72.2% Game: 78.1% 5

Technical fouls: Florida-None. BYU-None
 Attendance: 16,022

Score by Period	1st	2nd	1OT	2OT	Final
Florida	33	42	6	11	92
BYU	35	40	6	18	99

(2) Florida 79, (15) UC Santa Barbara 51

March 17, 2011 • St. Pete Times Forum • Tampa, Fla. • First Round

UCSB ## Player	tot-fg		3-pt		ft		rebounds		pf	tp	a	to blk	s	min		
	fg	fga	fg	fga	ft	fta	of	de								
00 Serna, Jaime	f	0	0	0	0	0	0	1	1	1	0	0	1	0	11	
21 Nunnally, James	f	4	8	1	4	3	4	0	6	6	2	12	1	3	0	34
32 Pastorek, Jon	f	2	3	0	1	0	0	2	1	3	0	4	1	4	0	19
11 Joyner, Justin	g	1	4	1	3	0	0	0	1	1	1	3	2	2	0	25
33 Johnson, Orlando	g	7	14	3	6	4	6	3	1	4	2	21	0	3	0	37
03 Weiner, Jordan		0	3	0	2	0	0	0	1	1	2	0	0	1	0	13
10 Boswell, Kyle		0	2	0	2	0	0	0	0	0	4	0	0	0	0	10
20 Brew, Will		1	4	0	0	0	0	0	0	0	2	2	0	1	0	10
24 Peterson, Christian		0	0	0	0	0	0	0	0	0	0	0	0	0	0	1
25 Devenny, Lucas		0	1	0	0	0	0	0	0	0	0	0	0	1	0	5
43 Leaf, Troy		1	3	0	1	2	2	2	2	1	4	2	1	0	0	11
55 Somogyi, Greg		1	5	0	0	3	4	2	4	6	2	5	2	0	3	24
TEAM																
Totals		17	47	5	19	12	18	8	18	26	17	51	8	17	3	200

TOTAL FG% 1st Half: 6-22 27.3% 2nd Half: 11-25 44.0% Game: 36.2% DEADBALL
 3-Pt. FG% 1st Half: 4-12 33.3% 2nd Half: 1-7 14.3% Game: 26.3% REBOUNDS
 F Throw % 1st Half: 3-6 50.0% 2nd Half: 9-12 75.0% Game: 66.7% 2

Florida ## Player	tot-fg		3-pt		ft		rebounds		pf	tp	a	to blk	s	min		
	fg	fga	fg	fga	ft	fta	of	de								
23 Tyus, Alex	f	4	5	0	0	0	2	0	6	6	1	8	1	1	1	20
25 Parsons, Chandler	f	4	9	2	6	0	0	1	6	7	2	10	3	1	2	27
32 Macklin, Vernon	c	4	5	0	0	2	2	0	3	3	3	10	1	1	0	21
01 Boynton, Kenny	g	6	9	1	4	0	0	0	0	0	2	13	1	0	0	27
11 Walker, Erving	g	5	8	4	6	4	5	0	1	1	0	18	6	1	0	28
04 Young, Patric		2	3	0	0	2	3	3	6	0	6	1	1	0	0	13
05 Wilbekin, Scottie		0	3	0	2	2	2	2	3	2	2	2	2	0	1	20
15 Yeguete, Will		1	1	0	0	0	0	2	1	3	1	2	0	2	0	11
20 McClanahan, Kyle		0	0	0	0	3	4	0	0	0	1	3	0	0	0	3
24 Prather, Casey		0	2	0	1	0	0	1	1	2	0	0	0			



NCAA TOURNAMENT BOX SCORES

(2) Florida 83, (3) BYU 74 (OT)

March 24, 2011 - New Orleans Arena - New Orleans, La. - Regional Semifinals

BYU		tot-fg	3-pt	rebounds		pf		tp		a to blk		s min								
##	Player	fg	fga	fg	fga	ft	fta	of	de	of	de	of	de							
34	Hartscock, Noah	f	3	9	1	4	2	2	3	5	8	1	9	2	1	1	3	42		
01	Abouo, Charles	g	2	9	0	3	2	2	2	0	2	3	6	1	0	0	0	27		
04	Emery, Jackson	g	3	8	3	7	0	0	1	2	3	3	9	1	1	0	2	33		
31	Collinsworth, Kyle	g	2	4	0	0	1	2	3	12	15	3	5	1	2	0	1	38		
32	Fredette, Jimmer	g	11	29	3	15	7	7	0	2	2	3	32	5	6	0	1	44		
12	Magnusson, Logan	g	2	4	1	2	1	1	2	3	4	6	2	2	0	0	1	20		
13	Zylstra, Brock	g	0	0	0	0	0	0	0	0	0	0	0	1	0	0	0	1		
15	Anderson, James	g	0	1	0	0	0	0	1	1	2	0	0	0	0	0	1	3		
21	Rogers, Stephen	g	2	7	2	6	1	2	0	4	4	2	7	0	0	0	2	17		
TEAM													1	2	3					
Totals		25	71	10	37	14	16	12	30	42	19	74	13	12	1	11	225			

TOTAL FG%	1st Half: 14-35 40.0%	2nd Half: 9-30 30.0%	OT: 2-6 33.3%	Game: 35.2%	DEADBALL
3-Pt. FG%	1st Half: 5-17 29.4%	2nd Half: 5-16 31.3%	OT: 0-4 0.0%	Game: 27.0%	REBOUNDS
F Throw %	1st Half: 3-3 100%	2nd Half: 9-11 81.8%	OT: 2-2 100%	Game: 87.5%	1,2

Florida		tot-fg	3-pt	rebounds		pf		tp		a to blk		s min								
##	Player	fg	fga	fg	fga	ft	fta	of	de	of	de	of	de							
23	Tyus, Alex	f	8	9	1	1	2	3	2	15	17	3	19	2	1	1	0	32		
25	Parsons, Chandler	f	6	15	3	10	1	2	1	8	9	1	16	7	4	1	0	40		
32	Macklin, Vernon	c	4	5	0	0	1	5	0	5	5	1	9	3	3	1	3	32		
01	Boynton, Kenny	g	5	14	4	13	3	4	0	0	0	2	17	5	2	1	1	40-		
11	Walker, Erving	g	5	13	3	7	3	6	2	4	6	2	16	5	3	0	1	37		
04	Young, Patric	g	1	2	0	0	0	2	2	2	4	3	2	0	0	1	1	13		
05	Wilbekin, Scottie	g	0	4	0	3	0	0	0	0	0	0	1	1	0	1	1	18		
15	Yeguete, Will	g	1	2	0	0	0	0	0	1	1	0	2	0	0	0	1	8		
33	Murphy, Erik	g	1	1	0	0	0	0	0	0	0	0	2	0	1	0	0	5		
TEAM													2	1	3					
Totals		31	65	11	34	10	22	10	35	45	12	83	23	15	5	8	225			

TOTAL FG%	1st Half: 14-26 53.8%	2nd Half: 12-32 37.5%	OT: 5-7 71.4%	Game: 47.7%	DEADBALL
3-Pt. FG%	1st Half: 7-16 43.8%	2nd Half: 2-15 13.3%	OT: 2-3 66.7%	Game: 32.4%	REBOUNDS
F Throw %	1st Half: 1-6 16.7%	2nd Half: 6-10 60.0%	OT: 3-6 50.0%	Game: 45.5%	4

Technical fouls: BYU-Emery. Florida-None.

Attendance: 12,320

Score by Periods	1st	2nd	OT	Total
BYU	36	32	6	74
Florida	36	32	15	83

(8) Butler 74, (2) Florida 71 (OT)

March 26, 2011 - New Orleans Arena - New Orleans, La. - Regional Final

Butler		tot-fg	3-pt	rebounds		pf		tp		a to blk		s min								
##	Player	fg	fga	fg	fga	ft	fta	of	de	of	de	of	de							
54	Howard, Matt	f	5	12	1	6	3	6	0	5	5	3	14	2	1	0	0	40-		
44	Smith, Andrew	c	1	2	0	0	1	2	3	5	8	5	3	0	2	1	0	25		
01	Mack, Shelvin	g	8	20	4	13	7	11	0	4	4	2	27	4	2	0	1	42		
02	Vanzant, Shawn	g	3	9	1	3	0	0	1	6	7	1	7	0	1	0	1	38		
33	Stigall, Chase	g	0	3	0	3	0	0	0	0	0	1	0	1	0	0	0	11		
03	Hahn, Zach	g	2	5	2	5	0	0	0	0	0	1	6	0	0	0	0	15		
05	Nored, Ronald	g	0	2	0	2	4	4	1	3	4	3	4	0	3	0	0	24		
20	Hopkins, Chrisawn	g	1	1	1	1	0	0	0	0	0	0	3	1	1	0	0	4		
23	Marshall, Kyle	g	4	6	0	0	2	4	7	0	7	3	10	0	0	0	0	21		
32	Butcher, Garrett	g	0	0	0	0	0	0	1	0	1	1	0	0	0	0	0	5		
TEAM													3	2	5					
Totals		24	60	9	33	17	27	16	25	41	20	74	8	10	1	2	225			

TOTAL FG%	1st Half: 11-27 40.7%	2nd Half: 10-26 38.5%	OT: 3-7 42.9%	Game: 40.0%	DEADBALL
3-Pt. FG%	1st Half: 5-15 33.3%	2nd Half: 3-15 20.0%	OT: 1-3 33.3%	Game: 27.3%	REBOUNDS
F Throw %	1st Half: 5-8 62.5%	2nd Half: 5-12 41.7%	OT: 7-7 100%	Game: 63.0%	4

Florida		tot-fg	3-pt	rebounds		pf		tp		a to blk		s min							
##	Player	fg	fga	fg	fga	ft	fta	of	de	of	de	of	de						
23	Tyus, Alex	f	6	12	0	0	2	2	3	7	10	4	14	0	1	2	1	41	
25	Parsons, Chandler	f	2	9	1	3	0	0	1	6	7	3	5	2	1	0	2	43	
32	Macklin, Vernon	c	11	14	0	0	3	5	4	1	5	4	25	0	0	1	0	24	
01	Boynton, Kenny	g	5	9	1	3	6	7	0	4	4	2	17	3	1	0	1	40-	
11	Walker, Erving	g	1	10	1	7	5	6	0	1	1	4	8	4	2	0	1	37	
04	Young, Patric	g	0	2	0	0	2	2	0	2	2	3	2	0	0	0	0	19	
05	Wilbekin, Scottie	g	0	1	0	1	0	0	0	2	2	1	0	1	0	1	0	15	
33	Murphy, Erik	g	0	0	0	0	0	0	0	2	2	3	0	2	0	0	0	6	
TEAM													1	1					
Totals		25	57	3	14	18	22	8	26	34	24	71	10	7	3	6	226		

TOTAL FG%	1st Half: 12-25 48.0%	2nd Half: 11-27 40.7%	OT: 2-5 40.0%	Game: 43.9%	DEADBALL
3-Pt. FG%	1st Half: 1-4 25.0%	2nd Half: 0-6 0.0%	OT: 2-4 50.0%	Game: 21.4%	REBOUNDS
F Throw %	1st Half: 8-8 100%	2nd Half: 5-6 83.3%	OT: 5-8 62.5%	Game: 81.8%	3

Technical fouls: Butler-None. Florida-None.

Attendance: 12,139

Score by Periods	1st	2nd	OT	Total
Butler	32	28	14	74
Florida	33	27	11	71

(7) Florida 71, (10) Virginia 45

March 16, 2012 - CenturyLink Center - Omaha, Neb. - First Round

Virginia		tot-fg	3-pt	rebounds		pf		tp		a to blk		s min							
##	Player	fg	fga	fg	fga	ft	fta	of	de	of	de	of	de						
23	Scott, Mike	f	6	10	0	0	3	4	0	6	6	3	15	1	3	0	3	32	
25	Mitchell, Akil	f	2	5	0	0	0	2	1	4	5	4	1	0	0	0	0	32	
01	Evans, Jontel	g	4	6	0	0	0	0	1	1	2	8	5	3	0	0	38		
12	Harris, Joe	g	2	9	0	5	3	4	0	3	3	2	7	0	1	1	0	35	
13	Zeglinski, Sammy	g	3	11	2	10	0	0	4	4	4	4	8	5	3	0	2	37	
00	Browman, Doug	g	0	0	0	0	0	0	1	1	0	0	0	0	0	0	0	2	
02	Jespersion, Paul	g	1	5	1	3	0	0	1	0	1	1	3	0	0	0	0	19	
32	Atkins, Darion	g	0	1	0	0	0	0	0	0	0	3	0	0	1	0	0	5	
TEAM													2	2					
Totals		18	47	3	18	6	10	2	21	23	15	45	12	13	1	5	200		

TOTAL FG%	1st Half: 9-24 37.5%	2nd Half: 9-23 39.1%	Game: 38.3%	DEADBALL
3-Pt. FG%	1st Half: 0-7 0.0%	2nd Half: 3-11 27.3%	Game: 16.7%	REBOUNDS
F Throw %	1st Half: 4-6 66.7%	2nd Half: 2-4 50.0%	Game: 60.0%	1

Florida		tot-fg	3-pt	rebounds		pf		tp		a to blk		s min						
##	Player	fg	fga	fg	fga	ft	fta	of	de	of	de	of	de					
33	Murphy, Erik	f	2	6	1	5	0	0	1	2	3	2	5	1	3	0	1	24
04	Young, Patric	c	6	6	0	0	1	2	3	4	7	3	13	1	1	0	0	22
01	Boynton, Kenny	g	3	10	0	5	2	3	0	5	5	1	8	2	3	0	2	27
11	Walker, Erving	g	3	8	0	2	3	4	0	4	4	1	9	2				



NCAA TOURNAMENT BOX SCORES

(7) Florida 68, (3) Marquette 58

March 22, 2012 - US Airways Center - Phoenix, Ariz. - Regional Semifinals

Florida		tot-fg		3-pt		rebounds		pf		tp		a to blk		min			
##	Player	fg	fga	fg	fga	ft	fta	of	de	tot	pf	tp	a	to	blk	s	min
33	Murphy, Erik	f	3	13	1	8	0	0	1	9	10	3	7	0	0	3	30
04	Young, Patric	c	3	6	0	0	1	2	5	4	9	4	7	1	1	1	31
01	Boynton, Kenny	g	2	10	1	5	6	7	0	4	4	0	11	5	1	0	33
11	Walker, Erving	g	3	9	1	4	4	4	0	3	3	2	11	3	4	0	29
23	Beal, Bradley	g	8	10	3	5	2	2	2	4	6	1	21	4	2	2	33
03	Rosario, Mike	g	2	4	0	2	0	0	1	1	0	4	0	2	2	0	11
05	Wilbekin, Scottie	g	1	2	1	1	0	0	0	3	3	2	3	2	1	0	17
24	Prather, Casey	g	2	5	0	2	0	0	0	3	3	3	4	0	0	1	16
TEAM								2		1							
Totals		24 59		7 27		13 15		10 32 42		15 68		15 11 9 5		200			

TOTAL FG% 1st Half: 13-30 43.3% 2nd Half: 11-29 37.9% Game: 40.7% DEADBALL
 3-Pt. FG% 1st Half: 4-14 28.6% 2nd Half: 3-13 23.1% Game: 25.9% REBOUNDS
 F Throw % 1st Half: 6-7 85.7% 2nd Half: 7-8 87.5% Game: 86.7% 1

Marquette		tot-fg		3-pt		rebounds		pf		tp		a to blk		min			
##	Player	fg	fga	fg	fga	ft	fta	of	de	tot	pf	tp	a	to	blk	s	min
32	Crowder, Jae	f	5	15	1	7	4	5	2	5	7	3	15	1	0	0	32
00	Wilson, Jamil	c	3	7	1	1	0	0	2	3	5	2	7	1	2	3	34
01	Johnson-Odom, Darius	g	5	15	2	7	2	3	0	4	4	4	14	2	2	0	38
02	Blue, Vander	g	1	8	0	0	2	2	1	7	8	1	4	1	0	0	26
05	Cadougan, Junior	g	0	5	0	2	0	2	1	1	2	4	0	5	3	0	21
04	Mayo, Todd	g	4	8	2	4	1	2	0	4	4	0	11	1	2	0	31
33	Wilson, Derrick	g	0	0	0	0	0	0	0	0	0	0	0	0	0	0	2
54	Gardner, Davante	g	2	7	0	0	3	4	4	0	4	3	7	0	0	0	16
TEAM								5		2							
Totals		20 65		6 21		12 18		15 26 41		17 58		11 9 3 8		200			

TOTAL FG% 1st Half: 11-35 31.4% 2nd Half: 9-30 30.0% Game: 30.8% DEADBALL
 3-Pt. FG% 1st Half: 4-10 40.0% 2nd Half: 2-11 18.2% Game: 28.6% REBOUNDS
 F Throw % 1st Half: 4-7 57.1% 2nd Half: 8-11 72.7% Game: 66.7% 4

Technical fouls: Florida-None. Marquette-None.
 Attendance: 15,833

Score by Periods	1st	2nd	Total
Florida	36	32	68
Marquette	30	28	58

(4) Louisville 72, (7) Florida 68

March 24, 2012 - US Airways Center - Phoenix, Ariz. - Regional Final

Florida		tot-fg		3-pt		rebounds		pf		tp		a to blk		min			
##	Player	fg	fga	fg	fga	ft	fta	of	de	tot	pf	tp	a	to	blk	s	min
33	Murphy, Erik	f	4	5	2	2	4	4	0	8	8	3	14	0	4	2	34
04	Young, Patric	c	5	7	0	0	1	2	2	4	6	3	11	0	2	0	32
01	Boynton, Kenny	g	4	11	2	7	2	4	0	2	2	2	12	6	1	0	33
11	Walker, Erving	g	3	10	2	6	4	6	1	2	3	2	12	7	2	0	32
23	Beal, Bradley	g	6	12	2	5	0	0	2	5	7	1	14	4	2	0	36
03	Rosario, Mike	g	1	1	0	0	1	1	0	0	0	1	3	0	0	0	6
05	Wilbekin, Scottie	g	1	1	0	0	0	0	0	2	2	1	2	0	1	0	14
24	Prather, Casey	g	0	1	0	0	0	1	1	3	4	2	0	0	1	1	13
TEAM								1		3							
Totals		24 48		8 20		12 18		6 26 32		15 68		17 14 3 4		200			

TOTAL FG% 1st Half: 14-21 66.7% 2nd Half: 10-27 37.0% Game: 50.0% DEADBALL
 3-Pt. FG% 1st Half: 8-11 72.7% 2nd Half: 0-9 0.0% Game: 40.0% REBOUNDS
 F Throw % 1st Half: 5-7 71.4% 2nd Half: 7-11 63.6% Game: 66.7% 2

Louisville		tot-fg		3-pt		rebounds		pf		tp		a to blk		min			
##	Player	fg	fga	fg	fga	ft	fta	of	de	tot	pf	tp	a	to	blk	s	min
14	Kuric, Kyle	f	3	9	2	8	0	0	2	2	4	8	1	0	2	37	
24	Behanan, Chane	f	7	10	1	1	2	2	2	5	7	4	17	0	1	2	32
10	Dieng, Gorgui	c	4	11	0	0	0	0	1	5	6	3	8	0	0	1	37
03	Siva, Peyton	g	3	7	1	1	2	2	1	1	2	5	9	8	1	0	26
05	Smith, Chris	g	3	4	1	2	1	2	0	1	1	1	8	0	0	0	28
02	Smith, Russ	g	6	13	1	2	6	7	1	4	5	3	19	2	4	0	22
12	Price, Zach	g	0	0	0	0	0	0	0	0	0	0	0	0	0	0	1
21	Swopshire, Jared	g	1	3	0	1	0	0	0	0	0	0	2	0	0	0	9
22	Justice, Elisha	g	0	1	0	0	0	0	0	0	0	0	0	0	0	0	1
23	Ware, Kevin	g	0	1	0	1	0	0	1	0	1	0	0	0	0	0	4
25	Blackshear, Wayne	g	0	1	0	0	1	2	0	3	3	0	1	0	0	0	3
TEAM								2		1							
Totals		27 60		6 16		12 15		8 22 30		21 72		11 6 3 6		200			

TOTAL FG% 1st Half: 14-32 43.8% 2nd Half: 13-28 46.4% Game: 45.0% DEADBALL
 3-Pt. FG% 1st Half: 3-8 37.5% 2nd Half: 3-8 37.5% Game: 37.5% REBOUNDS
 F Throw % 1st Half: 2-2 100% 2nd Half: 10-13 76.9% Game: 80.0% 2

Technical fouls: Florida-None. Louisville-TEAM.
 Attendance: 13456

Score by Periods	1st	2nd	Total
Florida	41	27	68
Louisville	33	39	72

(3) Florida 79, (14) Northwestern State 47

March 22, 2013 - Erwin Center - Austin, Texas - First Round

Northwestern State		tot-fg		3-pt		rebounds		pf		tp		a to blk		min			
##	Player	fg	fga	fg	fga	ft	fta	of	de	tot	pf	tp	a	to	blk	s	min
10	Robinson, Patrick	f	2	4	0	2	1	1	1	0	1	4	5	0	2	0	18
32	Hicks, DeQuan	f	4	8	0	0	4	4	1	7	8	1	12	2	2	0	23
35	Evans, O.J.	c	2	5	0	0	1	2	0	1	1	2	5	0	1	1	22
03	Davis, Shamir	g	2	4	0	1	1	2	0	0	0	2	5	1	2	0	22
44	Stewart, Gary	g	1	4	1	4	0	0	0	2	2	0	3	1	0	0	21
00	Adams, Austin	g	0	0	0	0	0	0	1	1	0	0	0	0	0	0	1
01	Adams, Dustin	g	0	0	0	0	0	0	0	0	0	0	0	0	0	0	1
11	Williams, Brandon	g	0	0	0	0	0	0	0	0	0	0	0	0	0	0	1
12	West, Jalan	g	2	7	1	3	0	0	2	2	1	5	4	2	0	1	26
13	Killian, Matt	g	0	1	0	0	0	0	1	0	1	0	0	0	0	0	1
20	Harris, Dadrion	g	0	1	0	0	0	0	0	0	0	0	0	1	0	0	1
22	White, Brison	g	3	7	2	2	0	0	0	0	0	3	6	1	0	1	19
33	Hulbin, James	g	1	6	1	3	0	0	1	1	2	3	0	0	0	0	14
34	Roberson, Gary	g	0	2	0	1	0	0	1	1	3	0	4	0	0	0	15
40	Frazier, Marvin	g	1	1	0	0	1	2	0	3	3	1	3	1	0	2	15
TEAM								3		2							
Totals		18 50		3 16		8 11		6 20 26		19 47		9 15 3 2		200			

TOTAL FG% 1st Half: 13-24 54.2% 2nd Half: 5-26 19.2% Game: 36.0% DEADBALL
 3-Pt. FG% 1st Half: 3-7 42.9% 2nd Half: 0-9 0.0% Game: 18.8% REBOUNDS
 F Throw % 1st Half: 3-4 75.0% 2nd Half: 5-7 71.4% Game: 72.7% 2

Florida		tot-fg		3-pt		rebounds		pf		tp		a to blk		min			
##	Player	fg	fga	fg	fga	ft	fta	of	de	tot	pf	tp	a	to	blk	s	min
33	Murphy, Erik	f	8	11	2	3	0	0	3	5	8	0	18	1	0	0	28
04	Young, Patric	c	6	10	0	0	4	10	3	6	9	1	16	2	2	1	29
01	Boynton, Kenny	g	3	7	2	4	3	4	1	1	2	2	11	1	1	0	22
03	Rosario, Mike	g	3	9	2	5	0	0	1	1	2	2	8	1	1	0	15
05	Wilbekin, Scottie	g	4	6	0	2	3	4	1	0	1	0	11	4	2	0	32
00	Kurtz, Jacob	g	0	0	0	0	0	0	1	1	0	0	0	0	0	0	1
11	Ogbueze, Braxton	g	0	1	0	1	0	0	0	0	0	0	1	0	0	0	2
12	Graham, Dillon	g	1	1	0	0	0	0	0	0	0	0	2	0	0	0	2
15	Yeguete, Will	g	1	6	0	0	1	2	2	6	8	4	3	0	0	0	20
20	Frazier, Michael	g	0	4	0	4	3	3	1	2	3	1	3	0	1	0	24
24	Prather, Casey	g	2	5	0	1	0	0	3	2	5	2	4	3	1	2	23
25	Walker, DeVon	g	1	1	1	1	0	0	0	1	1	0	3	0	0	0	2
TEAM								1		2							
Totals		29 61		7 21		14 23		16 27 43		12 79		13 8 2 10		200			

TOTAL FG% 1st Half: 17-33 51.5% 2nd Half: 12-28 42.9% Game: 47.5% DEADBALL
 3-Pt. FG% 1st Half: 4-7 57.1% 2nd Half: 3-14 21.4% Game: 33.3% REBOUNDS
 F Throw % 1st Half: 2-6 33.3% 2nd Half: 12-17 70.6% Game: 60.9% 5



NCAA TOURNAMENT BOX SCORES

(3) Florida 62, (15) Florida Gulf Coast 50

March 29, 2013 • Cowboys Stadium • Arlington, Texas • Regional Semifinals

Florida Gulf Coast		tot-fg		3-pt		rebounds		pf		tp		a		to blk s		min	
##	Player	fg	fga	fg	fga	ft	fta	of	de	tot	pf	tp	a	to	blk	s	min
12	McKnight, Eric	f	1	3	0	0	2	1	0	1	1	2	0	1	1	0	22
20	Fieler, Chase	f	5	10	2	4	0	0	1	5	6	2	12	1	4	1	33
00	Comer, Brett	g	1	5	0	0	2	2	0	4	4	4	7	9	0	3	31
02	Thompson, Bernard	g	2	7	1	3	1	2	0	2	2	5	6	1	2	0	28
25	Brown, Sherwood	g	7	13	0	2	0	2	2	4	6	3	14	0	2	0	38
05	Varidel, Christophe	g	3	5	1	2	3	3	0	1	1	0	10	0	0	0	15
15	Cvjeticanin, Filip	g	0	0	0	0	0	0	1	1	1	1	0	0	0	0	6
23	Murray, Eddie	g	1	1	0	0	0	0	3	3	2	2	1	1	1	1	18
35	Graf, Dajuan	g	0	0	0	0	0	1	2	3	2	0	1	1	0	0	9
TEAM								1		1							
Totals		20 44		4 11		6 11		6 22 28		20 50		11 20 3 7		200			
TOTAL FG%		1st Half: 9-16 56.3%		2nd Half: 11-28 39.3%		Game: 45.5%		DEADBALL									
3-Pt. FG%		1st Half: 3-4 75.0%		2nd Half: 1-7 14.3%		Game: 36.4%		REBOUNDS									
F Throw %		1st Half: 5-7 71.4%		2nd Half: 1-4 25.0%		Game: 54.5%		3									

Florida		tot-fg		3-pt		rebounds		pf		tp		a		to blk s		min	
##	Player	fg	fga	fg	fga	ft	fta	of	de	tot	pf	tp	a	to	blk	s	min
33	Murphy, Erik	f	2	7	0	1	0	0	3	1	4	2	4	1	2	1	24
04	Young, Patric	c	2	7	0	0	3	3	2	5	1	4	2	2	0	3	27
01	Boynton, Kenny	g	2	6	0	3	3	4	1	3	4	1	7	2	1	0	28
03	Rosario, Mike	g	6	14	2	5	1	2	1	4	5	1	15	1	1	0	32
05	Wilbekin, Scottie	g	3	11	0	3	7	8	1	2	3	2	13	3	2	0	29
15	Yeguede, Will	g	1	3	0	0	0	2	1	3	4	3	2	1	0	2	4
20	Frazier, Michael	g	2	3	2	3	0	0	1	1	0	6	2	1	0	0	13
24	Prather, Casey	g	4	6	0	0	3	4	3	1	4	1	11	2	1	0	1
TEAM								2		3		5					
Totals		22 57		4 15		14 23		15 20 35		11 62		12 10 3 11		200			
TOTAL FG%		1st Half: 11-32 34.4%		2nd Half: 11-25 44.0%		Game: 38.6%		DEADBALL									
3-Pt. FG%		1st Half: 3-10 40.0%		2nd Half: 0-5 0.0%		Game: 26.7%		REBOUNDS									
F Throw %		1st Half: 4-7 57.1%		2nd Half: 10-16 62.5%		Game: 60.9%		7									

Technical fouls: Florida Gulf Coast-None. Florida-None.
Attendance: 40,639

Score by Periods	1st	2nd	Total
Florida Gulf Coast	26	24	50
Florida	30	32	62

(4) Michigan 79, (3) Florida 59

March 31, 2013 • Cowboys Stadium • Arlington, Texas • Regional Final

Michigan		tot-fg		3-pt		rebounds		pf		tp		a		to blk s		min	
##	Player	fg	fga	fg	fga	ft	fta	of	de	tot	pf	tp	a	to	blk	s	min
01	Robinson III, Glenn	f	3	7	0	1	0	0	1	2	1	6	0	1	2	1	34
04	McGary, Mitch	f	5	8	0	0	1	2	2	7	9	4	11	0	1	2	25
03	Burke, Trey	g	5	16	1	5	4	4	2	6	8	2	15	7	1	0	35
10	Hardaway Jr, Tim	g	3	13	1	5	2	3	0	4	4	1	9	5	2	0	35
11	Stauskas, Nik	g	7	8	6	6	2	3	0	0	0	0	22	3	2	0	31
02	Albrecht, Spike	g	3	4	1	1	0	0	0	1	1	1	7	1	0	0	14
05	Akune, Eso	g	0	1	0	0	0	0	0	0	0	0	0	0	0	0	2
13	Vogrich, Matt	g	1	1	1	1	0	0	0	0	0	0	3	0	0	0	1
15	Horford, Jon	g	3	3	0	0	0	1	1	3	4	3	6	0	1	0	8
20	Bartelstein, Josh	g	0	1	0	0	0	0	0	0	0	0	0	0	0	0	2
22	McLimans, Blake	g	0	0	0	0	0	0	0	0	0	0	0	0	0	0	2
23	LeVert, Caris	g	0	1	0	0	0	0	0	1	1	0	0	1	1	0	2
32	Person, Corey	g	0	1	0	0	0	0	0	0	0	0	0	0	0	0	2
44	Biefeldt, Max	g	0	0	0	0	0	0	0	0	0	0	0	0	0	0	1
52	Morgan, Jordan	g	0	1	0	0	0	0	2	3	5	1	0	1	0	0	6
TEAM								1		1		2					
Totals		30 65		10 19		9 13		9 26 35		13 79		18 11 5 13		200			
TOTAL FG%		1st Half: 19-37 51.4%		2nd Half: 11-28 39.3%		Game: 46.2%		DEADBALL									
3-Pt. FG%		1st Half: 7-11 63.6%		2nd Half: 3-8 37.5%		Game: 52.6%		REBOUNDS									
F Throw %		1st Half: 2-3 66.7%		2nd Half: 7-10 70.0%		Game: 69.2%		3									

Florida		tot-fg		3-pt		rebounds		pf		tp		a		to blk s		min		
##	Player	fg	fga	fg	fga	ft	fta	of	de	tot	pf	tp	a	to	blk	s	min	
33	Murphy, Erik	f	0	11	0	2	0	0	4	4	8	1	0	2	3	2	0	22
04	Young, Patric	c	4	8	0	0	0	1	1	6	7	2	8	0	1	1	0	25
01	Boynton, Kenny	g	4	8	1	3	4	6	0	2	2	0	13	0	1	0	33	
03	Rosario, Mike	g	4	9	0	4	1	2	0	2	2	0	9	0	3	0	30	
05	Wilbekin, Scottie	g	1	6	0	0	2	2	0	3	3	5	4	7	4	0	27	
00	Kurtz, Jacob	g	0	0	0	0	0	0	1	1	2	0	0	1	0	0	1	
11	Ogbueze, Braxton	g	1	2	0	0	0	0	0	0	0	0	2	0	0	0	1	
12	Graham, Dillon	g	1	1	1	1	0	0	0	0	0	0	3	0	0	0	1	
15	Yeguede, Will	g	5	5	0	0	3	5	2	5	7	1	13	0	0	0	23	
20	Frazier, Michael	g	0	1	0	0	0	0	0	1	1	2	0	1	0	0	1	
24	Prather, Casey	g	3	5	0	0	1	1	1	2	0	7	2	3	0	0	21	
25	Walker, DeVon	g	0	0	0	0	0	0	0	0	0	0	0	0	0	0	1	
TEAM								2		2		3						
Totals		23 56		2 10		11 17		9 27 36		11 59		13 15 3 7		200				
TOTAL FG%		1st Half: 12-29 41.4%		2nd Half: 11-27 40.7%		Game: 41.1%		DEADBALL										
3-Pt. FG%		1st Half: 1-4 25.0%		2nd Half: 1-6 16.7%		Game: 20.0%		REBOUNDS										
F Throw %		1st Half: 5-7 71.4%		2nd Half: 6-10 60.0%		Game: 64.7%		4										

Technical fouls: Michigan-None. Florida-None.; Attendance: 36,585

Score by Periods	1st	2nd	Total
Michigan	47	32	79
Florida	30	29	59

(1) Florida 67, (16) Albany 55

March 20, 2014 • Amway Center • Orlando, Fla. • First Round

Albany		tot-fg		3-pt		rebounds		pf		tp		a		to blk s		min		
##	Player	fg	fga	fg	fga	ft	fta	of	de	tot	pf	tp	a	to	blk	s	min	
14	Rowley, Sam	f	1	8	0	0	1	2	3	3	6	2	3	4	2	0	29	
20	Johnson, Gary	f	6	10	1	1	0	0	2	1	3	2	13	0	2	1	0	37
44	Puk, John	c	5	7	0	0	0	0	1	4	5	5	10	2	0	0	1	37
03	Evans, DJ	g	6	12	2	5	7	8	0	7	7	3	21	0	3	0	1	38
12	Hoolley, Peter	g	1	10	1	5	3	4	0	2	2	2	6	3	1	0	2	
05	Haas, Anders	g	0	1	0	1	0	0	0	0	0	0	0	0	0	0	0	
10	Rowley, Michael	g	0	0	0	0	0	0	0	0	0	0	0	0	0	0	3	
11	Devlin, Luke	g	1	2	0	0	0	0	3	3	0	2	0	0	1	0	10	
13	Williams, Reece	g	0	0	0	0	0	0	0	0	0	0	0	0	0	0	0	
15	Egharevba, Ede	g	0	0	0	0	0	0	0	0	0	0	0	0	0	0	0	
22	Wiegmann, Dave	g	0	0	0	0	0	0	0	0	0	0	0	0	0	0	0	
24	Ennema, Dallas	g	0	1														



NCAA TOURNAMENT BOX SCORES

(1) Florida 79, (4) UCLA 68

March 27, 2014 • FedExForum • Memphis, Tenn. • Regional Semifinals

UCLA		tot-fg		3-pt		rebounds																											
#	Player	fg	fga	fg	fga	ft	fta	of	de	tot	pf	tp	a	to	blk	s	min																
02	Young, Michael	f	2	4	0	0	0	1	1	1	1	4	1	1	1	0	21																
12	Wear, David	f	2	3	2	3	1	2	1	5	6	2	7	1	2	0	1	24															
24	Wear, Travis	f	6	12	0	3	2	2	0	2	3	14	1	0	2	1	30																
03	Adams, Jordan	g	7	15	1	5	2	3	2	2	4	3	17	2	0	1	2	28															
04	Powell, Norman	g	3	8	0	1	2	2	1	2	3	4	8	1	1	0	2	31															
05	Anderson, Kyle	g	4	11	0	1	3	3	2	7	9	3	11	5	3	0	2	31															
14	LaVine, Zach	g	2	7	0	3	1	1	0	2	2	1	5	0	1	0	0	24															
20	Alford, Bryce	g	1	5	0	2	0	0	0	0	0	0	2	2	0	0	0	21															
22	Allen, Noah	g	0	0	0	0	0	1	0	0	0	0	0	0	0	0	0	1															
23	Parker, Tony	g	2	3	0	0	0	1	1	2	3	3	4	0	1	1	0	10															
TEAM																																	
Totals		27		64		3		18		11		15		8		22		30		19		68		12		8		4		8		200	

TOTAL FG%	1st Half: 11-25 44.0%	2nd Half: 16-39 41.0%	Game: 42.2%	DEADBALL
3-Pt. FG%	1st Half: 2-6 33.3%	2nd Half: 1-12 8.3%	Game: 16.7%	REBOUNDS
F Throw %	1st Half: 6-8 75.0%	2nd Half: 5-7 71.4%	Game: 73.3%	2

Florida		tot-fg		3-pt		rebounds																											
#	Player	fg	fga	fg	fga	ft	fta	of	de	tot	pf	tp	a	to	blk	s	min																
15	Yeguate, Will	f	4	5	0	0	0	0	7	7	1	8	1	0	0	1	19																
24	Prather, Casey	f	3	5	0	0	0	6	8	1	2	3	4	12	1	3	2	0	19														
04	Young, Patric	c	2	4	0	0	0	1	1	2	3	4	4	0	2	0	0	20															
05	Wilbekin, Scottie	g	5	13	2	8	1	1	0	1	1	0	13	3	0	0	1	35															
20	Frazier, Michael	g	7	13	5	8	0	0	1	5	6	1	19	3	3	0	1	36															
00	Hill, Kasey	g	2	4	0	0	2	2	1	5	6	2	6	10	2	0	0	28															
10	Finney-Smith, Dorian	g	3	8	1	4	3	4	1	5	6	1	10	4	2	1	1	30															
23	Walker, Chris	g	3	5	0	0	1	2	3	0	3	2	7	0	0	1	0	6															
25	Walker, DeVon	g	0	1	0	1	0	0	0	0	0	0	0	0	0	1	0	7															
TEAM																																	
Totals		29		58		8		21		13		18		10		30		40		15		79		22		12		5		4		200	

TOTAL FG%	1st Half: 13-31 41.9%	2nd Half: 16-27 59.3%	Game: 50.0%	DEADBALL
3-Pt. FG%	1st Half: 5-13 38.5%	2nd Half: 3-8 37.5%	Game: 38.1%	REBOUNDS
F Throw %	1st Half: 5-9 55.6%	2nd Half: 8-9 88.9%	Game: 72.2%	2,1

Technical fouls: UCLA-None. Florida-Prather, Casey.
Attendance: 14,991

Score by Periods	1st	2nd	Total
UCLA	30	38	68
Florida	36	43	79

(1) Florida 62, (11) Dayton 52

March 29, 2014 • FedExForum • Memphis, Tenn. • Regional Final

Dayton		tot-fg		3-pt		rebounds																											
#	Player	fg	fga	fg	fga	ft	fta	of	de	tot	pf	tp	a	to	blk	s	min																
05	Oliver, Devin	f	4	9	4	7	0	0	6	6	3	12	0	0	2	1	29																
21	Pierre, Dysawn	f	7	11	2	3	2	2	1	2	3	3	18	5	2	2	0	28															
35	Kavanaugh, Matt	c	2	5	0	0	2	2	3	5	8	2	6	1	1	1	1	25															
00	Price, Khari	g	0	2	0	2	0	0	0	1	1	4	0	0	1	0	0	16															
24	Sibert, Jordan	g	0	3	0	2	0	0	0	0	0	1	0	1	0	0	1	30															
03	Davis, Kyle	g	1	3	1	1	0	0	0	0	0	0	3	0	0	0	5																
11	Smith, Scoochie	g	2	4	1	3	0	0	0	0	0	2	5	2	3	0	2	25															
12	Robinson, Jalen	g	1	1	0	0	0	0	0	0	0	2	2	0	0	0	0	8															
22	Pollard, Kendall	g	1	5	0	0	0	0	0	0	1	1	2	0	0	0	0	10															
23	Vonderhaar, Brian	g	0	0	0	0	0	0	0	0	0	0	0	0	0	0	0	0															
40	Scott, Devon	g	0	0	0	0	0	0	0	0	1	1	0	1	1	0	0	7															
43	Sanford, Vee	g	1	5	0	0	2	4	0	1	1	0	4	1	1	0	0	17															
50	Wehrli, Bobby	g	0	0	0	0	0	0	0	0	0	0	0	0	0	0	0	0															
TEAM																																	
Totals		19		48		8		18		6		8		5		21		26		19		52		11		9		5		5		200	

TOTAL FG%	1st Half: 8-26 30.8%	2nd Half: 11-22 50.0%	Game: 39.6%	DEADBALL
3-Pt. FG%	1st Half: 4-10 40.0%	2nd Half: 4-8 50.0%	Game: 44.4%	REBOUNDS
F Throw %	1st Half: 4-6 66.7%	2nd Half: 2-2 100%	Game: 75.0%	1,1

Florida		tot-fg		3-pt		rebounds																											
#	Player	fg	fga	fg	fga	ft	fta	of	de	tot	pf	tp	a	to	blk	s	min																
15	Yeguate, Will	f	1	4	0	1	2	3	2	5	7	2	4	2	2	1	0	25															
24	Prather, Casey	f	2	5	0	0	2	4	2	5	7	2	6	0	2	0	0	22															
04	Young, Patric	c	5	9	0	0	2	3	0	6	6	1	12	0	1	4	2	31															
05	Wilbekin, Scottie	g	6	14	3	5	8	10	0	1	1	0	23	3	0	0	3	38															
20	Frazier, Michael	g	4	8	2	5	0	0	1	1	2	2	10	0	1	0	0	34															
00	Hill, Kasey	g	0	2	0	0	2	2	1	2	3	2	2	3	1	0	0	13															
10	Finney-Smith, Dorian	g	0	4	0	3	5	6	6	3	9	0	5	2	0	0	0	26															
23	Walker, Chris	g	0	0	0	0	0	0	0	0	0	0	1	0	0	0	0	2															
25	Walker, DeVon	g	0	2	0	1	0	0	0	2	2	0	0	0	0	0	0	8															
30	Kurtz, Jacob	g	0	0	0	0	0	0	0	0	0	0	0	0	0	0	0	1															
TEAM																																	
Totals		18		48		5		15		21		28		12		25		37		10		62		10		7		5		5		200	

TOTAL FG%	1st Half: 13-27 48.1%	2nd Half: 5-21 23.8%	Game: 37.5%	DEADBALL
3-Pt. FG%	1st Half: 3-8 37.5%	2nd Half: 2-7 28.6%	Game: 33.3%	REBOUNDS
F Throw %	1st Half: 9-11 81.8%	2nd Half: 12-17 70.6%	Game: 75.0%	3

Technical fouls: Dayton-None. Florida-None.
Attendance: 15,443

Score by Periods	1st	2nd	Total
Dayton	24	28	52
Florida	38	24	62

(7) Connecticut 63, (1) Florida 53

April 5, 2014 • AT&T Stadium • Arlington, Texas • Final Four

UConn		tot-fg		3-pt		rebounds																											
#	Player	fg	fga	fg	fga	ft	fta	of	de	tot	pf	tp	a	to	blk	s	min																
00	Nolan, Phillip	f	0	1	0	0	1	1	4	1	0	1	1	0	1	0	15																
02	Daniels, DeAndre	f	9	14	2	5	0	0	10	10	3	20	1	5	1	0	40																
05	Giffey, Niels	f	4	7	0	2	3	3	1	4	3	11	0	0	0	0	23																
11	Boatright, Ryan	g	5	9	1	2	2	2	0	6	6	0	13	3	1	0	1	38															
13	Napier, Shabazz	g	3	6	2	3	4	4	0	3	3	0	12	6	2	0	4	38															
03	Samuel, Terrence	g	2	2	0	0	0	0	1	1	0	4	1	1	0	0	18																
10	Olander, Tyler	g	0	1	0	0	0	0	0	0	0	2	0	0	0	0	5																
20	Kromah, Lasan	g	0	1	0	0	0	0	0	0	0	0	0	1	0	0	11																
35	Brimah, Amida	g	1	2	0	0	0	2	1	0	1	4	2	1	1	2	0	12															
TEAM																																	
Totals		24		43		5		12		10		13		5		23		28		16		63		12		13		4		6		200	

TOTAL FG%	1st Half: 10-21 47.6%	2nd Half: 14-22 63.6%	Game: 55.8%	DEADBALL
3-Pt. FG%	1st Half: 4-7 57.1%	2nd Half: 1-5 20.0%	Game: 41.7%	REBOUNDS
F Throw %	1st Half: 1-1 100%	2nd Half: 9-12 75.0%	Game: 76.9%	2

Florida		tot-fg		3-pt		rebounds					
#	Player	fg	fga	fg	fga						



NCAA TOURNAMENT BOX SCORES

(4) Florida 65, (5) Virginia 39

March 18, 2017 • Amway Center • Orlando, Fla. • Second Round

##	Player	tot-fg		3-pt		rebounds		pf	tp	a	to	blk	s	min				
		fg	fga	fg	fga	of	de								tot			
25	Diakite, Mamadi	f	4	8	0	0	1	1	4	2	6	4	9	0	1	1	0	29
32	Perrantes, London	f	2	12	0	4	2	2	0	1	1	0	6	3	4	0	0	32
33	Salt, Jack	c	4	5	0	0	0	0	2	8	10	2	8	0	1	1	1	26
00	Hall, Devon	g	0	3	0	1	0	0	1	0	1	5	0	1	2	0	0	18
51	Thompson, Darius	g	3	7	0	2	0	0	1	1	2	2	6	3	1	0	1	35
04	Shayok, Marial	g	2	9	1	3	2	2	0	2	2	3	7	0	1	1	1	21
05	Guy, Kyle	g	0	4	0	2	0	0	0	1	1	0	0	0	0	0	0	17
11	Jerome, Ty	g	0	4	0	3	0	0	0	5	5	1	0	1	1	0	0	17
31	Reuter, Jarred	g	1	2	0	0	1	2	0	0	0	0	3	0	0	0	1	5
TEAM						1		3		4								
Totals		16 54		1 15		6 7		9 23 32		17 39		8 11 3 4		200				
TOTAL FG%		1st Half: 8-28 28.6%		2nd Half: 8-26 30.8%		Game: 29.6%		DEADBALL										
3-Pt. FG%		1st Half: 1-7 14.3%		2nd Half: 0-8 0.0%		Game: 6.7%		REBOUNDS										
F Throw %		1st Half: 0-0 0.0%		2nd Half: 6-7 85.7%		Game: 85.7%		0										

##	Player	tot-fg		3-pt		rebounds		pf	tp	a	to	blk	s	min				
		fg	fga	fg	fga	of	de								tot			
01	Robinson, Devin	f	5	8	2	4	2	5	0	11	11	0	14	0	1	0	0	31
23	Leon, Justin	f	4	8	3	6	3	3	1	9	10	2	14	0	0	0	0	25
13	Hayes, Kevarrius	c	3	3	0	0	1	2	1	1	2	0	7	0	1	0	0	25
00	Hill, Kasey	g	1	4	0	2	1	2	1	0	1	4	3	2	2	0	1	24
05	Allen, KeVaughn	g	2	10	0	4	0	0	0	0	0	0	4	1	0	0	1	26
02	Hester, Eric	g	0	0	0	0	0	0	0	0	0	0	0	0	0	0	0	2
11	Chiozza, Chris	g	3	8	1	2	0	0	4	4	2	7	5	1	0	2	28	
12	Gak, Gorjok	g	3	3	0	0	0	2	2	0	2	0	6	0	1	0	0	10
24	Barry, Canyon	g	1	4	1	2	4	4	0	1	1	1	7	2	1	1	1	17
25	Stone, Keith	g	1	2	1	1	0	0	0	0	0	0	3	0	2	0	1	11
32	Rimmer, Schuyler	g	0	0	0	0	0	0	1	1	1	0	0	0	0	0	1	
TEAM						2		2		4								
Totals		23 50		8 21		11 18		7 29 36		10 65		10 10 1 6		200				
TOTAL FG%		1st Half: 12-27 44.4%		2nd Half: 11-23 47.8%		Game: 46.0%		DEADBALL										
3-Pt. FG%		1st Half: 2-9 22.2%		2nd Half: 6-12 50.0%		Game: 38.1%		REBOUNDS										
F Throw %		1st Half: 5-5 100%		2nd Half: 6-13 46.2%		Game: 61.1%		4,1										

Officials: Doug Shows, Terry Wymer, Larry Scirotto; Technical fouls: Virginia-None. Florida-None. Attendance: 17308

Score by Periods	1st	2nd	Total
Virginia	17	22	39
Florida	31	34	65

(4) Florida 84, (8) Wisconsin 83 (OT)

March 24, 2017 • Madison Square Garden • New York, N.Y. • Regional Semifinals

##	Player	tot-fg		3-pt		rebounds		pf	tp	a	to	blk	s	min				
		fg	fga	fg	fga	of	de								tot			
10	Hayes, Nigel	f	7	11	1	1	7	14	1	5	6	3	22	2	3	0	1	37
22	Happ, Ethan	f	9	14	0	0	3	4	3	3	6	4	21	4	2	0	1	30
30	Brown, Vitto	f	3	6	2	4	2	2	0	2	2	5	10	3	0	0	1	26
03	Showalter, Zak	g	4	6	1	1	5	6	1	6	7	3	14	2	2	0	4	36
24	Koenig, Bronson	g	4	13	3	9	2	2	0	3	3	4	13	2	3	1	0	41
00	Trice, D'Mitrik	g	0	1	0	1	0	0	0	0	0	3	0	1	1	0	1	8
01	Pritzl, Brevin	g	0	1	0	1	0	0	0	0	0	0	0	0	0	0	0	10
11	Hill, Jordan	g	0	0	0	0	0	0	0	0	0	1	0	0	1	0	0	4
21	Iverson, Khalil	g	1	3	0	0	1	2	3	5	8	3	3	0	2	1	0	33
TEAM						3		1		4								
Totals		28 55		7 17		20 30		11 25 36		26 83		14 16 2 8		225				
TOTAL FG%		1st Half: 12-23 52.2%		2nd Half: 15-28 53.6%		Game: 50.9%		DEADBALL										
3-Pt. FG%		1st Half: 4-7 57.1%		2nd Half: 3-10 30.0%		Game: 41.2%		REBOUNDS										
F Throw %		1st Half: 4-8 50.0%		2nd Half: 7-8 87.5%		Game: 66.7%		6										

##	Player	tot-fg		3-pt		rebounds		pf	tp	a	to	blk	s	min				
		fg	fga	fg	fga	of	de								tot			
01	Robinson, Devin	f	3	6	1	3	0	0	1	4	5	3	7	0	0	2	0	32
23	Leon, Justin	f	3	4	1	1	0	0	2	6	8	5	7	0	1	0	1	35
13	Hayes, Kevarrius	c	2	4	0	0	4	9	4	3	7	3	8	1	3	2	1	35
00	Hill, Kasey	g	2	10	0	2	3	4	0	1	1	4	7	3	2	1	0	27
05	Allen, KeVaughn	g	11	24	4	12	9	10	0	0	0	2	35	1	2	1	1	37
02	Hester, Eric	g	0	0	0	0	0	0	0	0	0	0	0	0	0	0	0	0+
11	Chiozza, Chris	g	3	6	1	2	1	1	0	4	4	3	8	5	3	0	1	30
12	Gak, Gorjok	g	0	2	0	0	0	0	4	0	4	1	0	0	0	0	0	7
24	Barry, Canyon	g	2	4	0	1	3	3	0	1	1	7	0	0	1	0	1	16
25	Stone, Keith	g	2	2	1	1	0	1	0	1	1	2	5	0	1	0	0	6
TEAM						3		3										
Totals		28 62		8 22		20 28		14 20 34		24 84		10 12 7 4		225				
TOTAL FG%		1st Half: 12-29 41.4%		2nd Half: 12-24 50.0%		Game: 45.2%		DEADBALL										
3-Pt. FG%		1st Half: 4-11 36.4%		2nd Half: 3-6 50.0%		Game: 36.4%		REBOUNDS										
F Throw %		1st Half: 6-7 85.7%		2nd Half: 11-17 64.7%		Game: 71.4%		3										

Officials: Verne Harris, Tim Clougherty, Jeb Hartness; Technical fouls: Wisconsin-None. Florida-None. Attendance: 20047

Score by Periods	1st	2nd	OT	Total
Wisconsin	32	40	11	83
Florida	34	38	12	84

(7) South Carolina 77, (4) Florida 70

March 24, 2017 • Madison Square Garden • New York, N.Y. • Regional Final

##	Player	tot-fg		3-pt		rebounds		pf	tp	a	to	blk	s	min				
		fg	fga	fg	fga	of	de								tot			
21	Kotsar, Maik	f	6	10	0	0	0	2	3	0	3	1	12	0	2	0	0	36
30	Silva, Chris	f	2	5	0	0	9	12	4	5	9	4	13	0	2	1	0	21
00	Thornwell, Sindarius	g	8	13	1	4	9	10	1	6	7	4	26	1	4	0	2	36
10	Notice, Duane	g	2	9	0	2	2	4	2	4	6	1	6	3	0	0	0	38
15	Dozier, PJ	g	7	11	0	2	3	3	0	3	3	2	17	1	2	1	1	36
02	Gravett, Hassani	g	0	0	0	0	0	0	0	0	0	0	0	0	0	0	0	2
04	Felder, Rakyim	g	0	2	0	1	0	0	0	0	0	3	0	2	1	0	1	15
20	McKie, Justin	g	1	3	1	1	0	0	2	2	2	2	3	0	0	0	0	13
24	Keita, Sedee	g	0	0	0	0	0	0	0	1	1	0	0	0	0	0	0	3
TEAM						1		2		3								
Totals		26 53		2 10		23 31		11 23 34		17 77		7 11 2 4		200				
TOTAL FG%		1st Half: 14-30 46.7%		2nd Half: 12-23 52.2%		Game: 49.1%		DEADBALL										
3-Pt. FG%		1st Half: 2-7 28.6%		2nd Half: 0-3 0.0%		Game: 20.0%		REBOUNDS										
F Throw %		1st Half: 3-3 100%		2nd Half: 20-28 71.4%		Game: 74.2%		6										

##	Player	tot-fg		3-pt		rebounds		pf
----	--------	--------	--	------	--	----------	--	----



NCAA TOURNAMENT BOX SCORES

(3) Texas Tech 69, (6) Florida 66

March 17, 2018 • American Airlines Center • Dallas, Texas • Second Round

Florida 21-13		tot-fg		3-pt		rebounds		pf		tp		a to blk		s min																			
##	Player	fg	fga	fg	fga	ft	fta	of	de	tot	pf	tp	a	to	blk	s	min																
04	Koulechov, Egor	f	5	13	2	8	0	0	1	1	3	4	2	12	0	1	0	32															
13	Hayes, Kevarrius	c	2	4	0	0	0	0	0	3	2	5	3	4	1	0	3	1	20														
03	Hudson, Jalen	g	8	16	2	5	5	8	1	3	4	3	23	2	1	0	1	32															
05	Allen, KeVaughn	g	2	11	1	5	2	2	0	5	5	2	7	4	4	2	0	36															
11	Chiozza, Chris	g	4	12	1	3	2	2	1	0	1	4	11	3	1	1	3	27															
00	Okauru, Mike	g	1	2	0	0	0	0	0	3	3	2	2	1	2	0	0	16															
12	Gak, Gorjok	g	0	0	0	0	0	0	2	1	3	0	0	0	0	1	1	5															
21	Bassett, Dontay	g	0	0	0	0	0	0	1	1	2	0	0	0	0	0	0	4															
24	Ballard, Deaundrae	g	0	0	0	0	0	0	0	0	0	0	0	0	0	0	0	3															
25	Stone, Keith	g	3	5	0	1	1	2	3	7	10	2	7	0	0	2	0	25															
TEAM																																	
Totals		25		63		6		22		10		15		13		26		39		18		66		11		11		9		5		200	

TOTAL FG%	1st Half: 14-30 46.7%	2nd Half: 11-33 33.3%	Game: 39.7%	DEADBALL
3-Pt. FG%	1st Half: 4-11 36.4%	2nd Half: 2-7 28.6%	Game: 27.3%	REBOUNDS
F Throw %	1st Half: 1-2 50.0%	2nd Half: 9-13 69.2%	Game: 66.7%	4

Texas Tech 26-9		tot-fg		3-pt		rebounds		pf		tp		a to blk		s min																			
##	Player	fg	fga	fg	fga	ft	fta	of	de	tot	pf	tp	a	to	blk	s	min																
32	Odiase, Norene	c	0	1	0	0	0	0	0	0	0	0	0	0	0	0	2																
02	Smith, Zhaire	g	8	13	2	3	0	0	3	6	9	2	18	7	1	0	1	37															
05	Gray, Justin	g	1	4	0	0	1	2	1	4	5	2	3	0	1	1	0	24															
12	Evans, Keenan	g	8	14	3	4	3	5	0	3	3	1	22	1	4	0	0	32															
23	Culver, Jarrett	g	5	13	1	4	0	0	2	7	9	3	11	4	0	1	0	35															
00	Hamilton IV, Tommy	g	1	1	0	0	0	0	0	0	0	0	2	0	0	1	0	3															
01	Francis, Brandone	g	1	5	0	2	0	1	1	1	2	1	2	2	1	1	1	11															
10	Stevenson, Niem	g	2	8	0	1	1	2	1	0	1	2	5	2	0	0	1	26															
11	Smith, Zach	g	2	2	0	0	2	3	1	2	3	1	6	1	1	1	1	22															
25	Moretti, Davide	g	0	2	0	1	0	0	0	0	0	2	0	0	0	0	0	8															
TEAM																																	
Totals		28		63		6		15		7		14		13		26		39		14		69		17		8		5		4		200	

TOTAL FG%	1st Half: 13-32 40.6%	2nd Half: 15-31 48.4%	Game: 44.4%	DEADBALL
3-Pt. FG%	1st Half: 4-8 50.0%	2nd Half: 2-7 28.6%	Game: 40.0%	REBOUNDS
F Throw %	1st Half: 2-4 50.0%	2nd Half: 5-10 50.0%	Game: 50.0%	3

Officials: Tony Padilla, Bo Boroski, John Gaffney; Technical fouls: Florida-None. Texas Tech-None.; Attendance: 18642

Score by Periods	1st	2nd	Total
Florida	33	33	66
Texas Tech	32	37	69

(10) Florida 70, (7) Nevada 61

March 21, 2019 • 6:50 p.m. • Wells Fargo Arena • Des Moines, Iowa • First Round

Florida 20-15		tot-fg		3-pt		rebounds		pf		tp		a to blk		s min																			
##	Player	fg	fga	fg	fga	ft	fta	of	de	tot	pf	tp	a	to	blk	s	min																
11	Johnson, Keyontae	f	3	14	0	3	4	4	5	5	10	4	10	2	1	0	3	34															
13	Hayes, Kevarrius	f	5	6	0	0	6	8	1	2	3	5	16	0	1	3	1	26															
02	Nembhard, Andrew	g	4	6	0	0	0	1	0	7	7	2	8	5	2	0	2	38															
03	Hudson, Jalen	g	5	13	3	7	2	2	1	2	3	3	15	1	1	1	1	36															
05	Allen, KeVaughn	g	3	7	1	5	3	4	0	1	1	2	10	2	1	1	1	31															
10	Locke, Noah	g	1	3	1	3	2	2	0	0	0	0	5	0	0	0	0	21															
15	Stokes, Isaiah	g	1	1	0	0	0	0	1	0	1	0	2	0	2	0	0	3															
21	Bassett, Dontay	g	2	3	0	0	0	1	1	2	3	3	4	0	1	0	0	11															
TEAM																																	
Totals		24		53		5		18		17		22		10		21		31		19		70		10		11		5		8		200	

TOTAL FG%	1st Half: 14-29 48.3%	2nd Half: 10-24 41.7%	Game: 45.3%	DEADBALL
3-Pt. FG%	1st Half: 3-12 25.0%	2nd Half: 2-6 33.3%	Game: 27.8%	REBOUNDS
F Throw %	1st Half: 6-6 100%	2nd Half: 11-16 68.8%	Game: 77.3%	3

Nevada 29-5		tot-fg		3-pt		rebounds		pf		tp		a to blk		s min																			
##	Player	fg	fga	fg	fga	ft	fta	of	de	tot	pf	tp	a	to	blk	s	min																
00	Thurman, Tre'Shawn	f	2	5	0	2	3	4	3	5	8	5	7	1	2	3	0	35															
10	Martin, Caleb	f	5	22	2	11	7	9	4	4	8	4	19	1	6	0	4	38															
11	Martin, Cody	f	8	12	2	5	5	5	1	4	5	4	23	0	2	0	3	40															
15	Porter, Trey	f	1	3	0	0	0	0	2	1	3	2	2	1	0	1	0	14															
24	Caroline, Jordan	f	2	11	0	4	3	7	7	3	10	1	7	0	3	1	0	38															
02	Henson, Corey	g	0	0	0	0	0	0	0	0	0	0	0	0	0	0	0	2															
21	Brown, Jordan	g	0	0	0	0	0	0	0	0	0	1	0	0	0	0	0	2															
22	Johnson, Jazz	g	1	2	1	2	0	0	1	2	3	4	3	1	1	0	0	31															
TEAM																																	
Totals		19		55		5		24		18		25		19		21		40		21		61		4		14		5		7		199	

TOTAL FG%	1st Half: 10-22 45.5%	2nd Half: 9-33 27.3%	Game: 34.5%	DEADBALL
3-Pt. FG%	1st Half: 3-6 50.0%	2nd Half: 2-8 25.0%	Game: 20.8%	REBOUNDS
F Throw %	1st Half: 5-6 83.3%	2nd Half: 13-19 68.4%	Game: 72.0%	3

Officials: Tony Greene, Kelly Pfeifer, Joe Lindsay; Technical fouls: Florida-None. Nevada-None.; Attendance:

Score by Periods	1st	2nd	Total
Florida	37	33	70
Nevada	28	33	61

(2) Michigan 64, (10) Florida 49

March 23, 2019 • 5:15 p.m. • Wells Fargo Arena • Des Moines, Iowa • Second Round

Florida 20-16		tot-fg		3-pt		rebounds		pf		tp		a to blk		s min																			
##	Player	fg	fga	fg	fga	ft	fta	of	de	tot	pf	tp	a	to	blk	s	min																
11	Johnson, Keyontae	f	2	6	1	2	0	0	0	9	9	2	5	0	0	0	0	34															
13	Hayes, Kevarrius	f	4	7	0	0	0	2	5	7	2	8	1	2	0	1	1	33															
02	Nembhard, Andrew	g	2	7	1	2	2	2	0	2	2	0	7	8	4	0	3	39															
03	Hudson, Jalen	g	4	15	3	10	0	0	1	1	2	3	11	0	1	0	0	34															
05	Allen, KeVaughn	g	3	7	2	5	0	0	0	3	3	3	8	2	0	0	1	30															
00	Okauru, Mike	g	0	0	0	0	0	0	0	0	0	0	0	0	0	0	0+																
10	Locke, Noah	g	3	11	2	7	0	0	1	1	2	2	8	0	0	0	0	23															
21	Bassett, Dontay	g	1	2	0	0	0	0	1	2	3	1	2	0	0	0	0	7															
TEAM																																	
Totals		19		55		9		26		2		2		5		24		29		13		49		11		9		0		5		200	

TOTAL FG%	1st Half: 11-27 40.7%	2nd Half: 8-28 28.6%	Game: 34.5%	DEADBALL
3-Pt. FG%	1st Half: 6-12 50.0%	2nd Half: 3-14 21.4%	Game: 34.6%	REBOUNDS
F Throw %	1st Half: 0-0 0.0%	2nd Half: 2-2 100%	Game: 100%	0

Michigan 30-6		tot-fg		3-pt		rebounds		pf		tp		a to blk		s min				
##	Player	fg	fga	fg	fga	ft	fta	of	de	tot	pf	tp	a	to	blk	s	min	
13	Brazdeikis, Ignas	f	2	8	1	4	0	0	1	2	3	2	5	0	1	1	0	23
15	Teske, Jon	c	4															



NCAA TOURNAMENT BOX SCORES

(15) Oral Roberts 81, (7) Florida 78

March 21, 2021 • 7:45 p.m. • Indiana Farmers Coliseum • Indianapolis, Ind. • Second Round

Oral Roberts 18-10		tot-fg		3-pt		rebounds			pf	tp	a	to	blk	s	min			
##	Player	fg	fga	fg	fga	ft	fta	of	de	tot								
00	Obanor, Kevin	f	9	16	4	7	6	9	3	8	11	1	28	0	2	0	4	40
22	Lacis, Francis	f	1	5	0	4	0	0	2	1	3	2	2	3	1	0	3	21
02	Thompson, Kareem	g	4	7	1	4	0	0	0	1	1	1	9	1	2	0	3	34
03	Abmas, Max	g	6	14	2	7	12	12	0	2	2	3	26	7	5	0	2	40
11	Jurgens, Carlos	g	4	6	1	2	0	1	0	3	3	2	9	1	1	0	0	35
05	Jones, D'Mauria		0	0	0	0	0	0	0	0	0	0	0	0	0	0	0	0+
14	Weaver, DeShang		1	6	1	4	0	0	0	0	0	2	3	0	0	0	0	19
23	Stevens, Sheldon		1	3	1	2	1	1	0	0	0	0	4	0	0	0	0	11
	TEAM							2	2	4								1
	Totals		26	57	10	30	19	23	7	17	24	11	81	12	12	0	12	200

TOTAL FG%	1st Half: 12-29 41.4%	2nd Half: 14-28 50.0%	Game: 45.6%	DEADBALL
3-Pt. FG%	1st Half: 5-16 31.3%	2nd Half: 5-14 35.7%	Game: 33.3%	REBOUNDS
F Throw %	1st Half: 8-11 72.7%	2nd Half: 11-12 91.7%	Game: 82.6%	2

Florida 15-10		tot-fg		3-pt		rebounds			pf	tp	a	to	blk	s	min			
##	Player	fg	fga	fg	fga	ft	fta	of	de	tot								
04	Duruji, Anthony	f	4	6	0	2	0	0	3	2	5	3	8	1	1	0	0	21
12	Castleton, Colin	f	5	6	0	0	4	4	4	6	10	1	14	0	5	3	1	29
01	Mann, Tre	g	8	16	3	8	0	1	0	7	7	3	19	4	4	0	0	37
10	Locke, Noah	g	7	11	3	7	0	0	0	4	4	1	17	0	1	0	1	31
22	Appleby, Tyree	g	5	11	1	4	3	3	0	2	2	3	14	5	3	0	3	37
05	Payne, Omar		2	4	0	0	0	0	1	1	2	2	4	1	1	0	0	11
15	Osifo, Osayi		1	1	0	0	0	1	1	2	3	3	2	1	3	0	1	16
23	Lewis, Scottie		0	3	0	1	0	0	1	0	1	3	0	0	1	0	1	18
	TEAM							1	2	3								1
	Totals		32	58	7	22	7	9	11	26	37	19	78	12	20	3	7	200

TOTAL FG%	1st Half: 18-31 58.1%	2nd Half: 14-27 51.9%	Game: 55.2%	DEADBALL
3-Pt. FG%	1st Half: 4-10 40.0%	2nd Half: 3-12 25.0%	Game: 31.8%	REBOUNDS
F Throw %	1st Half: 2-3 66.7%	2nd Half: 5-6 83.3%	Game: 77.8%	0

Officials: Donnie Epley, Deldre Carr, Brian Dorsey; Technical fouls: Oral Roberts-None. Florida-None.; Attendance: 979

Score by Periods	1st	2nd	Total
Oral Roberts	37	44	81
Florida	42	36	78



SEC TOURNAMENT RESULTS

Tournament Appearances: 55 (46-51)
Championships: 4 (2005, 2006, 2007, 2014)
Runner-Up: 6 (1934, 1989, 1994, 2004, 2011, 2013)

1933 – Atlanta Athletic Club, Atlanta, Ga.
 February 26, 1933 – Kentucky 48, Florida 24

1934 – Atlanta Athletic Club, Atlanta, Ga.
 February 24, 1934 – Florida 38, Kentucky 32
 February 25, 1934 – Florida 24, Vanderbilt 23
 February 27, 1934 – Alabama 41, Florida 25 (championship)

1940 – Alumni Memorial Gymnasium, Knoxville, Tenn.
 February 29, 1940 – Tennessee 42, Florida 32

1941 – Jefferson County Armory, Louisville, Ky.
 February 28, 1941 – Florida 48, Vanderbilt 41
 March 1, 1941 – Tennessee 47, Florida 26 (semifinals)

1942 – Jefferson County Armory, Louisville, Ky.
 February 26, 1942 – Kentucky 42, Florida 36

1943-44 – Florida Did Not Participate

1945 – Jefferson County Armory, Louisville, Ky.
 February 28, 1945 – Kentucky 57, Florida 35

1946 – Jefferson County Armory, Louisville, Ky.
 March 1, 1946 – Kentucky 69, Florida 32

1947 – Jefferson County Armory, Louisville, Ky.
 February 28, 1947 – LSU 60, Florida 45

1948 – Jefferson County Armory, Louisville, Ky.
 March 4, 1948 – Kentucky 87, Florida 31

1949 – Jefferson County Armory, Louisville, Ky.
 March 3, 1949 – Kentucky 73, Florida 36

1950 – Jefferson County Armory, Louisville, Ky.
 March 2, 1950 – LSU 66, Florida 57

1951 – Jefferson County Armory, Louisville, Ky.
 March 1, 1951 – Tulane 66, Florida 62

1952 – Jefferson County Armory, Louisville, Ky.
 February 29, 1952 – Florida 66, Vanderbilt 63
 March 1, 1952 – LSU 77, Florida 69 (semifinals)

1953-78 – No Tournament Held

1979 – Birmingham Coliseum, Birmingham, Ala.
 February 28, 1979 – Alabama 81, Florida 64

1980 – Birmingham Coliseum, Birmingham, Ala.
 February 27, 1980 – Florida 72, Vanderbilt 71
 February 28, 1980 – LSU 95, Florida 82

1981 – Birmingham Coliseum, Birmingham, Ala.
 March 4, 1981 – Florida 50, Auburn 48 (OT)
 March 5, 1981 – LSU 85, Florida 73

1982 – Rupp Arena, Lexington, Ky.
 March 3, 1982 – Vanderbilt 47, Florida 46 (2 OT)

1983 – Birmingham Coliseum, Birmingham, Ala.
 March 7, 1983 – Tennessee 78, Florida 62

1984 – Memorial Gymnasium, Nashville, Tenn.
 March 8, 1984 – Tennessee 80, Florida 74 (OT)

1985 – Birmingham Coliseum, Birmingham, Ala.
 March 7, 1985 – Florida 58, Kentucky 55
 March 8, 1985 – Auburn 43, Florida 42 (semifinals)

1986 – Rupp Arena, Lexington, Ky.
 March 6, 1986 – LSU 72, Florida 66

1987 – The Omni in Atlanta, Ga.
 March 6, 1987 – LSU 72, Florida 66

1988 – LSU Assembly Center, Baton Rouge, La.
 March 11, 1988 – Florida 67, Tennessee 60
 March 12, 1988 – Georgia 72, Florida 70 (semifinals)

1989 – Thompson-Boling Arena, Knoxville, Tenn.
 March 10, 1989 – Florida 62, Georgia 61
 March 11, 1989 – Florida 76, Tennessee 71 (semifinals)
 March 12, 1989 – Alabama 72, Florida 60 (championship)

1990 – Orlando Arena, Orlando, Fla.
 March 8, 1990 – Vanderbilt 68, Florida 58

1991 – Memorial Gym in Nashville, Tenn.
 March 8, 1991 – Alabama 71, Florida 65

1992 – Birmingham-Jefferson Civic Center, Birmingham, Ala.
 March 13, 1992 – Alabama 62, Florida 60

1993 – Rupp Arena, Lexington, Ky.
 March 11, 1993 – Mississippi 67, Florida 62

1994 – The Pyramid, Memphis, Tenn.
 March 11, 1994 – Florida 84, South Carolina 57
 March 12, 1994 – Florida 68, Alabama 52 (semifinals)
 March 13, 1994 – Kentucky 73, Florida 60 (championship)

1995 – The Georgia Dome, Atlanta, Ga.
 March 9, 1995 – Florida 63, Mississippi 59
 March 10, 1995 – Florida 80, Mississippi State 64
 March 11, 1995 – Kentucky 86, Florida 72 (semifinals)

1996 – The Louisiana Superdome, New Orleans, La.
 March 7, 1996 – Florida 75, Ole Miss 62
 March 8, 1996 – Kentucky 100, Florida 76

1997 – The Pyramid, Memphis, Tenn.
 March 6, 1997 – Alabama 80, Florida 66

1998 – The Georgia Dome, Atlanta, Ga.
 March 5, 1998 – Florida 68, Auburn 64
 March 6, 1998 – South Carolina 71, Florida 60

1999 – The Georgia Dome, Atlanta, Ga.
 March 4, 1999 – Florida 97, LSU 75
 March 5, 1999 – Arkansas 75, Florida 74

2000 – The Georgia Dome, Atlanta, Ga.
 March 9, 2000 – Florida 89, Ole Miss 67
 March 10, 2000 – Auburn 78, Florida 70

2001 – Gaylord Entertainment Center, Nashville, Tenn.
 March 9, 2001 – Florida 69, Alabama 61
 March 10, 2001 – Ole Miss 74, Florida 69 (semifinals)

2002 – The Georgia Dome, Atlanta, Ga.
 March 7, 2002 – Florida 81, Auburn 63
 March 8, 2002 – Mississippi State 62, Florida 52

2003 – The Louisiana Superdome, New Orleans, La.
 March 14, 2003 – LSU 65, Florida 61

2004 – The Georgia Dome, Atlanta, Ga.
 March 12, 2004 – Florida 75, Alabama 73 (OT)
 March 13, 2004 – Florida 91, Vanderbilt 69 (semifinals)
 March 14, 2004 – Kentucky 89, Florida 73 (championship)

2005 – The Georgia Dome, Atlanta, Ga.
 March 11, 2005 – Florida 80, Mississippi State 64
 March 12, 2005 – Florida 68, Alabama 62 (semifinals)
 March 13, 2005 – Florida 70, Kentucky 53 (championship)

2006 – Gaylord Entertainment Center, Nashville, Tenn.
 March 10, 2006 – Florida 74, Arkansas 71
 March 11, 2006 – Florida 81, LSU 65 (semifinals)
 March 12, 2006 – Florida 49, South Carolina 47 (championship)

2007 – The Georgia Dome, Atlanta, Ga.
 March 11, 2007 – Florida 74, Georgia 57
 March 12, 2007 – Florida 80, Ole Miss 59 (semifinals)
 March 13, 2007 – Florida 77, Arkansas 56 (championship)

2008 – The Georgia Dome, Atlanta, Ga.
 March 13, 2008 – Alabama 80, Florida 69

2009 – St. Pete Times Forum, Tampa, Fla.
 March 12, 2009 – Florida 73, Arkansas 58
 March 13, 2009 – Auburn 68, Florida 65

2010 – Bridgestone Arena, Nashville, Tenn.
 March 11, 2010 – Florida 78, Auburn 69
 March 12, 2010 – Mississippi State 75, Florida 69

2011 – Georgia Dome, Atlanta, Ga.
 March 11, 2011 – Florida 85, Tennessee 74
 March 12, 2011 – Florida 77, Vanderbilt 66 (semifinals)
 March 13, 2011 – Kentucky 70, Florida 54 (championship)

2012 – New Orleans Arena, New Orleans, La.
 March 9, 2012 – Florida 66, Alabama 63
 March 10, 2012 – Kentucky 74, Florida 71 (semifinals)

2013 – Bridgestone Arena, Nashville, Tenn.
 March 15, 2013 – Florida 80, LSU 58
 March 16, 2013 – Florida 61, Alabama 51 (semifinals)
 March 17, 2013 – Ole Miss 66, Florida 63 (championship)

2014 – Georgia Dome, Atlanta, Ga.
 March 14, 2014 – Florida 72, Missouri 49
 March 15, 2014 – Florida 56, Tennessee 49 (semifinals)
 March 16, 2014 – Florida 61, Kentucky, 60 (championship)

2015 – Bridgestone Arena, Nashville, Tenn.
 March 12, 2015 – Florida 69, Alabama 61
 March 13, 2015 – Kentucky 64, Florida 49

2016 – Bridgestone Arena, Nashville, Tenn.
 March 10, 2016 – Florida 68, Arkansas 61
 March 11, 2016 – Texas A&M 72, Florida 66

2017 – Bridgestone Arena, Nashville, Tenn.
 March 10, 2017 – Vanderbilt 72, Florida 62 (OT)

2018 – Scottrade Center, St. Louis, Mo.
 March 9, 2018 – Arkansas 80, Florida 72

2019 – Bridgestone Arena, Nashville, Tenn.
 March 14, 2019 – Florida 66, Arkansas 50
 March 15, 2019 – Florida 76, LSU 73
 March 16, 2019 – Auburn 65, Florida 62 (semifinals)

2020 – Bridgestone Arena, Nashville, Tenn.
 March 12, 2020 – Cancelled due to COVID-19 (vs. Georgia)

2021 – Bridgestone Arena, Nashville, Tenn.
 March 11, 2021 – Florida 69, Vanderbilt 63
 March 12, 2021 – Tennessee 78, Florida 66

Upcoming SEC Tournament Dates and Sites
 March 9-13, 2022 - Amalie Arena, Tampa, Fla.
 March 8-12, 2023 - Bridgestone Arena, Nashville, Tenn.
 March 13-17, 2024 - Bridgestone Arena, Nashville, Tenn.
 March 12-16, 2025 - Bridgestone Arena, Nashville, Tenn.



SEC TOURNAMENT RECORDS

Florida Individual (Game)

Points: 35, Anthony Roberson, March 12, 2004 vs. Vanderbilt
Rebounds: 17, David Lee, March 13, 2005 vs. Kentucky
Assists: 8, Andrew Nembhard, March 14, 2019 vs. Arkansas;
 Eddie Shannon, March 4, 1999 vs. LSU; Eddie Shannon, March 5, 1998 vs. Auburn
Field Goals Made: 13, Kenyan Weaks, March 5, 1998 vs. Auburn
Field Goals Attempted: 23, Vernon Maxwell, March 6, 1986 vs. LSU
Free Throws Made: 11, Reggie Hannah, Feb. 28, 1980 vs. LSU
Free Throws Attempted: 14, Udonis Haslem, March 5, 1999 vs. Arkansas
3-Pt Made: 8, Greg Stolt, March 4, 1999 vs. LSU
3-Pt Attempted: 16, Anthony Roberson, March 12, 2004 vs. Alabama
Steals: 6, Taurean Green, March 11, 2006 vs. LSU
Turnovers: 8, Taurean Green, March 12, 2006 vs. South Carolina
Blocks: 7, Dwayne Schintzius, March 10, 1989 vs. Georgia
Minutes: 49, Ronnie Williams, March 3, 1982 vs. Vanderbilt
FG Pct (Min 5 Attempts): 1.000, (7-7) Udonis Haslem, March 7, 2002 vs. Auburn; (5-5), Greg Williams, March 10, 1995 vs. Mississippi State

Florida Individual (Tournament)

Games: 3, many players, 1989, '94, '95, 2004, '05, '06, '11, '13, '14, '19
Points: 70, Livingston Chatman (3 games), 1989
Rebounds: 37, Dwayne Schintzius (3 games), 1989
Assists: 19, Andrew Nembhard (3 games), 2019
Field Goals Made: 27, Livingston Chatman (3 games), 1989
Field Goals Attempted: 42, Livingston Chatman (3 games), 1989
3-Pt Made: 14, Anthony Roberson (3 games), 2004
3-Pt Attempted: 35, Anthony Roberson (3 games), 2004
Turnovers: 13, Taurean Green (3 games), 2006; Livingston Chatman (3 games), 1989
Steals: 10, Scottie Wilbekin (3 games), 2014
Blocks: 18, Dwayne Schintzius (3 games), 1989
FG Pct (Min. 5 Att.): .846 (11-of-13), Mark Giombetti (2 games), 1981

Florida Individual (Career)

Games: 13, Lee Humphrey and Chris Richard (2004-07)
Points: 153, Dametri Hill (11 games), 1993-96
Rebounds: 68, Al Horford (9 games), 2005-07; Dametri Hill (11 games), 1993-96
Assists: 31, Scottie Wilbekin (11 games), 2011-14; Kenny Boynton (10 games), 2010-13; Eddie Shannon (7 games), 1996-99
Field Goals Made: 60, Dametri Hill (11 games), 1993-96
Field Goals Attempted: 117, Kenny Boynton (10 games), 2010-13
3-Pt Made: 24, Kenny Boynton (10 games), 2010-13
3-Pt Attempted: 67, Kenny Boynton (10 games), 2010-13
Steals: 19, Scottie Wilbekin (11 games), 2011-14
Blocks: 23, Dwayne Schintzius (6 games), 1987-89
Minutes: 313, Dan Cross (8 games), 1992-95
Pts Avg: 19.8, Ronnie Williams (5 games), 1981-84
Reb Avg: 9.5, Stacey Poole (4 games), 1990-93
FG Pct (Min 20 Attempts): .639 (23-36) Jason Anderson (7 games), 1993-96; (23-36) Dwayne Davis (6 games), 1988-91

Florida Team (Game)

Points: 97, March 4, 1999 vs. LSU
Rebounds: 48, March 13, 2005 vs. Kentucky
Assists: 22, March 13, 2011 vs. Kentucky
Field Goals Made: 33, 3x, last on March 9, 2000 vs. Ole Miss
Field Goals Attempted: 71, March 10, 2000 vs. Auburn
Free Throws Made: 26, March 12, 1988 vs. Georgia
Free Throws Attempted: 37, March 11, 2011 vs. Tennessee
3-Pt Made: 17, March 4, 1999 vs. LSU
3-Pt Attempted: 36, March 12, 2004 vs. Alabama; March 4, 1999 vs. LSU
Steals: 13, March 12, 1994 vs. Kentucky
Turnovers: 24, March 8, 1996 vs. Kentucky; Feb. 28, 1979 vs. Alabama
Blocks: 8, 3x, last on March 12, 1989 vs. Alabama
FG Pct: .647, (22-34), March 4, 1981 vs. Auburn
Worst FG Pct.: .313, (20-64), March 3, 2002 vs. Mississippi State

Florida Team (Tournament)

Games: 3, 1989, '94, '95, 2004, '05, '06, '07, '11, '13, '14
Points: 239 (3 games), 2004
Rebounds: 122 (3 games), 2005
Assists: 50 (3 games), 2011
Field Goals Made: 82 (3 games), 1994, 2004
Field Goals Attempted: 178 (3 games), 1994
3-Pt Made: 31 (3 games), 2004
3-Pt Attempted: 80 (3 games), 2004
Turnovers: 52 (3 games), 1994
Steals: 31 (3 games), 1994
Blocks: 22 (3 games), 1989
FG Pct: .588 (50-of-85) (2 games), 1981
Worst FG Pct: .348 (23-66) (1 game), 1993

Opponent Individual (Game)

Points: 33, Dusty Hannahs, Arkansas, March 10, 2016
Rebounds: 20, John Williams, LSU, March 6, 1986
Assists: 9, Reggie King, Alabama, Feb. 28, 1979
Field Goals Made: 12, Dusty Hannahs, Arkansas, March 10, 2016; Chuck Person, Auburn, March 8, 1985; Tony White, Tennessee, March 8, 1984
Field Goals Attempted: 23, Dusty Hannahs, Arkansas, March 10, 2016
Free Throws Made: 12, Willie Burton, Tennessee, March 8, 1984
Free Throws Attempted: 14, Willie Burton, Tennessee, March 8, 1984
3-Pt Made: 8, Mykal Riley, Alabama, March 13, 2008
3-Pt Attempted: 16, Earnest Shelton, Alabama, March 12, 2004
Turnovers: 8, Doc Robinson, Auburn, March 5, 1998
Steals: 7, Clarence Swearengen, Tennessee, March 11, 1988
Blocks: 5, Mark Pope, Kentucky, March 11, 1995; Jarrell Evans, Ole Miss, March 11, 1993
Minutes: 47, Phil Cox, Vanderbilt, March 3, 1982
FG Pct. (Min 5 Attempts): 1.000 (7-7) Robert Scott, Alabama, Feb. 28, 1979

Opponent Team (Game)

Points: 100, Kentucky, March 8, 1996
Rebounds: 50, Alabama, Feb. 28, 1979
Assists: 23, Kentucky, March 8, 1996
Field Goals Made: 39, LSU, Feb. 28, 1980
Field Goals Attempted: 71, Tennessee, March 11, 1989
Free Throws Made: 32, Auburn, March 10, 2000
Free Throws Attempted: 44, Auburn, March 10, 2000
3-Pt Made: 14, Alabama, March 6, 1997
3-Pt Attempted: 33, Vanderbilt, March 12, 2011
Turnovers: 24, Alabama, March 12, 1994
Steals: 13, Georgia, March 10, 1989; LSU, March 6, 1987
Blocks: 11, Kentucky, March 11, 1995
FG Pct: .609 (39-64), LSU, Feb. 28, 1980
Worst FG Pct: .300, (18-60), South Carolina, March 12, 2006

Career Leaders

Points:
 153, Dametri Hill (11 games), 1993-96
 135, Kenny Boynton (10 games), 2010-13
 121, Corey Brewer (9 games), 2005-07
 117, Anthony Roberson (7 games), 2003-05
 108, Matt Walsh (7 games), 2003-05
 105, Udonis Haslem (8 games), 1998-2002

Rebounds:

68, Al Horford (9 games), 2005-07
 68, Dametri Hill (11 games), 1993-96
 65, Patric Young (11 games), 2011-14
 63, David Lee (9 games), 2002-05
 62, Andrew DeClercq (8 games), 1992-95
 55, Dwayne Davis (6 games), 1988-91

Assists:

31, Scottie Wilbekin (11 games), 2011-14
 31, Kenny Boynton (10 games), 2010-13
 31, Eddie Shannon (7 games), 1996-99
 29, Taurean Green (9 games), 2005-07
 28, Greg Williams (9 games), 1994-97
 26, Erving Walker (9 games), 2009-12



REGULAR SEASON TOURNAMENTS

1951-52 - Gator Bowl Tournament in Jacksonville, Fla.

December 27, 1951 - Florida 73, Clemson 27
December 28, 1951 - Florida 62, Georgia 47
December 29, 1951 - Florida 61, Florida State 51*

1952-53 - Gator Bowl Tournament in Jacksonville, Fla.

December 29, 1952 - Florida 68, Georgia 60
December 30, 1952 - Florida 73, Georgia State Teachers 61*

1953-54 - Gator Bowl Tournament in Jacksonville, Fla.

December, 1953 - Georgia State Teachers 99, Florida 86
December, 1953 - Florida 63, Georgia Tech 59+

1954-55 - Gator Bowl Tournament in Jacksonville, Fla.

December, 1954 - Florida 82, Florida State 79
December, 1954 - Spring Hill 66, Florida 60*

1955-56 - All-American City Tournament in Owensboro, Ky.

December 18, 1955 - Florida 98, Pittsburgh 72
December 29, 1955 - Evansville 85, Florida 69
December 30, 1955 - Kentucky Wesleyan 73, Florida 65

1956-57 - Carrousel Tournament in Charlotte, N.C.

December 17, 1956 - Florida 97, Muhlenberg 90
December 18, 1956 - Wake Forest 90, Florida 53
December 19, 1956 - Florida 88, St. Joseph's 72

Gator Bowl Tournament in Jacksonville, Fla.

December 27, 1956 - South Carolina 77, Florida 71
December 28, 1956 - Florida 105, Clemson 71+

1957-58 - Gator Bowl Tournament in Jacksonville, Fla.

December 30, 1957 - Florida 76, Clemson 64
December 31, 1957 - Florida 76, Georgia 63*

1958-59 - Gator Bowl Tournament in Jacksonville, Fla.

December 29, 1958 - Ole Miss, 71, Florida 47
December 30, 1958 - Florida 58, Georgia 55+

1959-60 - Hurricane Classic in Miami, Fla.

December 28, 1959 - Xavier 86, Florida 74
December 29, 1959 - Brigham Young 74, Florida 65+

1960-61 - Gator Bowl Tournament in Jacksonville, Fla.

December 28, 1960 - Florida 82, Jacksonville 68
December 29, 1960 - Navy 69, Florida 62
December 30, 1960 - Florida 73, Georgia 58

1961-62 - Gator Bowl Tournament in Jacksonville, Fla.

December 28, 1961 - Florida 68, Navy 63
December 29, 1961 - Virginia Tech 78, Florida 69*

1962-63 - Gator Bowl Tournament in Jacksonville, Fla.

December 27, 1962 - Florida 66, Rice 57
December 28, 1962 - Georgia Tech 63, Florida 61*

1963-64 - Gator Bowl Tournament in Jacksonville, Fla.

December 26, 1963 - Florida 100, Manhattan 75
December 27, 1963 - Florida 74, Air Force 68*

1964-65 - Gator Bowl Tournament in Jacksonville, Fla.

December 29, 1964 - Florida 82, Wake Forest 65
December 30, 1964 - Florida 62, Texas 49*

1965-66 - Gator Bowl Tournament in Jacksonville, Fla.

December 29, 1965 - Florida 72, DePaul 64
December 30, 1965 - Penn State 54, Florida 52*

1966-67 - Gator Bowl Tournament in Jacksonville, Fla.

December 28, 1966 - Florida 78, Georgia 64
December 29, 1966 - Florida 92, Virginia Tech 73*

1967-68 - Gator Bowl Tournament in Jacksonville, Fla.

December 27, 1967 - St. Joseph's 89, Florida 69
December 28, 1967 - Mississippi State 66, Florida 65+

1968-69 - Gator Bowl Tournament in Jacksonville, Fla.

December 26, 1968 - Northwestern 76, Florida 72
December 27, 1968 - Florida 82, Georgia 77+

1969-70 - Sunshine Classic in Jacksonville, Fla.

December 1, 1969 - Morehead State 82, Florida 73
December 2, 1969 - Florida 68, East Tennessee 49+

Gator Bowl Tournament in Jacksonville, Fla.

December 29, 1969 - Florida 48, Virginia Tech 45
December 30, 1969 - Florida State 88, Florida 48*

1970-71 - Gator Bowl Tournament in Jacksonville, Fla.

December 28, 1970 - Georgia Tech 69, Florida 58
December 29, 1970 - Bradley 70, Florida 65+

1971-72 - Gator Bowl Tournament in Jacksonville, Fla.

December 28, 1971 - Florida 87, Columbia 47
December 29, 1971 - Illinois 76, Florida 75*

1972-73 - Gator Bowl Tournament in Jacksonville, Fla.

December 26, 1972 - Rutgers 81, Florida 79
December 27, 1972 - Miami of Ohio 88, Florida 72+

1973-74 - Gator Bowl Tournament in Jacksonville, Fla.

December 26, 1973 - Florida 74, Jacksonville 62
December 27, 1973 - Florida 77, Duke 60*

1974-75 - Rainbow Classic in Honolulu, Hawaii

December 27, 1974 - Indiana 98, Florida 84
December 28, 1974 - Penn 100, Florida 88
December 30, 1974 - San Jose State 83, Florida 80

1975-76 - Gator Bowl Tournament in Jacksonville, Fla.

December 26, 1975 - Florida 65, Jacksonville 64
December 27, 1975 - Wake Forest 78, Florida 75 (OT)*

1976-77 - Big Sun Tournament in St. Petersburg, Fla.

December 17, 1976 - Florida 70, South Florida 53
December 18, 1976 - Florida 84, Memphis State 83*

Gator Bowl Tournament in Jacksonville, FL

December 29, 1976 - Florida 99, Jacksonville 87
December 30, 1976 - Florida 101, Holy Cross 85*

1977-78 - Vermont Classic in Burlington, Vt.

December 22, 1977 - Florida 70, George Washington 63
December 22, 1977 - Florida 93, Vermont 67*

Gator Bowl Tournament in Jacksonville, Fla.

December 27, 1977 - Florida 88, Bonaventure 75
December 28, 1977 - Indiana 73, Florida 60*

1978-79 - Industrial National Classic in Providence, R.I.

December 15, 1978 - Florida 109, Fairfield 99 (OT)
December 16, 1978 - Florida 79, Providence 63*

Gator Bowl Tournament in Jacksonville, Fla.

December 26, 1978 - Florida 89, Massachusetts 65
December 27, 1978 - Jacksonville 60, Florida 59

1979-80 - Gator Bowl Tournament in Jacksonville, Fla.

December 26, 1979 - Florida 63, Iowa State 59
December 27, 1979 - Jacksonville 61, Florida 55*

1980-81 - Gator Bowl Tournament in Jacksonville, Fla.

December 26, 1980 - Florida 65, Jacksonville 59
December 27, 1980 - Purdue 95, Florida 87*

1981-82 - Florida Four Tournament in Jacksonville, Fla.

December 4, 1981 - South Florida 58, Florida 56
December 5, 1981 - Florida 84, Jacksonville 73+

Cabrillo Classic in San Diego, Calif.

December 29, 1981 - Temple 85, Florida 81
December 30, 1981 - Baylor 72, Florida 71+

1982-83 - Great Alaska Shootout in Anchorage, Alaska

November 26, 1982 - Louisville 80, Florida 63
November 27, 1982 - Florida 72, Alaska-Anchorage 52
November 28, 1982 - Illinois 68, Florida 55

Florida Four Tournament in Gainesville, Fla.

December 10, 1982 - Florida 104, Jacksonville 78
December 11, 1982 - South Florida 77, Florida 73*

Gator Bowl Tournament in Jacksonville, Fla.

December 28, 1982 - Florida 82, Penn State 60
December 29, 1982 - Florida 56, Jacksonville 47*

1983-84 - Sugar Bowl Classic in New Orleans, La.

December 28, 1983 - SW Louisiana 74, Florida 65
December 29, 1983 - Florida 65, Tulane 53+

1984-85 - Hoosier Classic in Indianapolis, Ind.

December 29, 1984 - Florida 87, Arizona State 73
December 30, 1984 - Indiana 80, Florida 63*

1985-86 - Rebel Roundup in Las Vegas, Nev.

December 21, 1985 - Iona 71, Florida 70
December 22, 1985 - San Diego State 63, Florida 62

1986-87 - Gator Bowl Tournament in Jacksonville, Fla.

December 19, 1986 - Florida 82, Virginia Tech 60
December 20, 1986 - Florida 82, Ohio State 72*

Rainbow Classic in Honolulu, Hawaii

December 27, 1986 - California 83, Florida 80
December 29, 1986 - Florida 115, Hawaii 83
December 30, 1986 - Ohio State 88, Florida 84

1987-88 - Preseason Big Apple NIT - Finals in New York, N.Y.

November 21, 1987 - Florida 82, Jacksonville 52
November 23, 1987 - Florida 80, Georgia Tech 69
November 27, 1987 - Florida 96, Iowa State 89
November 28, 1987 - Florida 70, Seton Hall 68*

Fiesta Bowl Classic in Tucson, Ariz.

December 29, 1987 - Duke 93, Florida 70
December 30, 1987 - Florida 83, Michigan State 59

1988-89 - Great Alaska Shootout in Anchorage, Alaska

November 25, 1988 - California 73, Florida 58
November 26, 1988 - Florida 83, Alaska-Anchorage 72
November 27, 1988 - Florida 77, Utah 68

1988-89 - ECAC Holiday Festival in New York, N.Y.

December 27, 1988 - Ohio State 93, Florida 68
December 29, 1988 - Florida 59, Fordham 52



REGULAR SEASON TOURNAMENTS

1989-90 - Sugar Bowl Classic in New Orleans, La.

December 27, 1989 - Florida 69, New Orleans 64
December 28, 1989 - LaSalle 76, Florida 69

1990-91 - Carrier Classic in Syracuse, N.Y.

December 7, 1990 - UNC Charlotte 94, Florida 92
December 8, 1990 - Florida 92, Alaska-Anchorage 81

1991-92 - Red Lobster Classic in Orlando, Fla.

December 28, 1991 - Virginia Tech 79, Florida 57
December 30, 1991 - Brigham Young 79, Florida 73

1992-93 - The Milk Challenge in Orlando, Fla.

December 19, 1992 - Temple 67, Florida 62
December 20, 1992 - Florida 70, UNC Charlotte 69

1992-93 - Sun Carnival Classic in El Paso, Texas

December 28, 1992 - Purdue 67, Florida 63
December 29, 1992 - Florida 86, Austin Peay 62

1993-94 - Rainbow Classic in Honolulu, Hawaii

December 28, 1993 - Florida 74, Oklahoma State 69
December 29, 1993 - Louisville 83, Florida 68 (Semifinals)
December 30, 1993 - Florida 66, Evansville 63 (3rd Place Game)

1995-96 - Franklin Bank/Children's Charities Classic in Landon, Md.

December 2, 1995 - Florida 75, George Washington 66
December 3, 1995 - UMass 80, Florida 58*

All-College Tournament in Oklahoma City, Okla.

December 29, 1995 - Florida 71, Louisiana Tech 56
December 30, 1995 - Florida 76, Oklahoma 72 (OT)*

1996-97 - San Juan Shootout in Caguas, Puerto Rico

Nov. 29, 1996 - Creighton 74, Florida 73
Nov. 30, 1996 - Florida 93, Puerto Rico 63
Dec. 1, 1996 - Delaware 88, Florida 78

1996-97 - Fiesta Bowl Classic in Tucson, Ariz.

Dec. 28, 1996 - Pennsylvania 71, Florida 63
Dec. 30, 1996 - Florida 106, Robert Morris 69

1999-2000 - Maui Invitational in Maui, Hawaii

Nov. 22, 1999 - Florida 60, Utah State 58
Nov. 23, 1999 - Purdue 79, Florida 68
Nov. 24, 1999 - Florida 72, Georgetown 62+

2001-02 - IKON Coaches vs. Cancer Classic in New York, N.Y.

Nov. 8, 2001 - Florida 72, Temple 64
Nov. 9, 2001 - Arizona 75, Florida 71*

2002-03 - Owens Corning Preseason NIT in New York, N.Y.

Nov. 27, 2002 - Stanford 69, Florida 65
Nov. 29, 2002 - Florida 83, Kansas 73+

2005-06 - Coaches vs. Cancer Classic in New York, N.Y.

Nov. 17, 2005 - Florida 77, Wake Forest 72
Nov. 18, 2005 - Florida 75, Syracuse 70*

2008-09 O'Reilly Auto Parts CBE Classic in Kansas City, Mo.

Nov. 24, 2008 - Syracuse 89, Florida 83
Nov. 25, 2008 - Florida 86, Washington 84+

2009-10 - Legends Classic in Atlantic City, N.J.

Nov. 27, 2009 - Florida 77, Michigan State 74
Nov. 28, 2009 - Florida 73, Rutgers 58*

2014-15 - Battle 4 Atlantis in Paradise Island, Bahamas

Nov. 26, 2014 - Georgetown 66, Florida 65 (OT)
Nov. 27, 2014 - Florida 56, UAB 47
Nov. 28, 2014 - North Carolina 75, Florida 64

2015-16 - Hall of Fame Tip-Off Tournament in Uncasville, Conn.

Nov. 21, 2015 - Florida 74, Saint Joseph's 63
Nov. 22, 2015 - Purdue 85, Florida 70*

2016-17 - AdvoCare Invitational in Orlando, Fla.

Nov. 24, 2016 - Florida 81, Seton Hall 76
Nov. 25, 2016 - Gonzaga 77, Florida 72
Nov. 27, 2016 - Florida 65, Miami 56+

2017-18 - Phil Knight Invitational (PK80) in Portland, Ore.

Nov. 23, 2017 - Florida 108, Stanford 87
Nov. 24, 2017 - Florida 111, Gonzaga 105 (2OT)
Nov. 26, 2017 - Duke 87, Florida 84*

2018-19 - Battle 4 Atlantis in Paradise Island, Bahamas

Nov. 21, 2018 - Oklahoma 65, Florida 60
Nov. 22, 2018 - Florida 72, Stanford 49
Nov. 23, 2018 - Butler 61, Florida 54

2019-20 - Charleston Classic in Charleston, S.C.

Nov. 21, 2019 - Florida 70, Saint Joseph's 62
Nov. 22, 2019 - Florida 78, Miami 58
Nov. 24, 2019 - Florida 70, Xavier 65*

2020-21 - Basketball HOF Bubbleville in Uncasville, Conn.

Dec. 2, 2020 - Florida 76, Army 69
Dec. 3, 2020 - Florida 90, Boston College 70

+Consolation Game; *Championship Game

Note: Some events have one or more attached home games as part of the exempt event, but only games at event site are listed here.



CAREER STATISTICS

	G	GS	FG	FGA	FG%	3FG	3FGA	3PT%	FT	FTA	FT%	O-REB	D-REB	REB	AVG	PF	DQ	PTS	AVG	A	TO	BS	ST	MIN
Aaron, Patrick	28	0	21	44	.477	3	7	.429	10	19	.526	13	17	30	1.1	17	0	55	1.9	11	10	0	8	158
Abukar, Mohamed	37	0	42	114	.368	23	78	.295	9	13	.692	21	51	72	1.9	34	0	116	3.1	26	29	13	8	474
Adamson, John	19	2	16	35	.457	-	-	10	19	.526	-	-	23	2.1	19	0	42	2.2	5	15	1	2	117	
Agee, Robert	54	-	50	149	.336	-	-	-	45	57	.789	-	-	102	1.9	62	0	145	2.7	20	-	-	-	-
Aldridge, Mike	11	0	16	33	.485	-	-	-	1	2	.500	-	-	4	0.3	10	0	33	2.8	8	6	0	3	54
Al-Kaleem, Rashid	40	1	33	95	.347	23	71	.324	9	15	.600	10	20	30	0.8	38	0	98	2.5	18	13	1	6	343
Allen, Adam	37	0	52	108	.481	32	76	.421	8	13	.615	10	19	29	0.8	47	1	144	3.9	15	23	3	6	373
Allen, KeVaughn	142	133	556	1,397	.398	250	743	.336	361	411	.878	50	315	365	2.6	210	0	1,723	12.1	266	195	38	170	4,177
Anderson, Jason	114	18	221	541	.409	41	151	.272	147	247	.595	132	215	347	3.1	228	5	630	5.5	127	150	77	78	1,776
Appleby, Ryan	23	1	6	18	.333	5	14	-	7	10	.700	1	11	12	0.5	11	0	24	1.0	27	22	2	5	183
Armstrong, Greg	47	-	37	126	.294	-	-	-	20	30	.667	-	-	39	0.8	41	0	94	2.0	60	16*	*	4*	447*
Bacon, Bob	5	-	0	3	.000	-	-	-	3	4	.750	-	-	1	0.2	3	0	3	0.6	-	-	-	-	-
Bales, Buddy	50	-	103	255	.404	-	-	-	57	79	.722	-	-	105	2.1	122	7	263	5.3	-	-	-	-	-
Ballard, Deaundrae	59	1	93	233	.399	25	96	.260	31	42	.738	34	65	99	1.7	65	0	242	4.1	15	36	7	22	658
Barbee, Tom	41	-	174	372	.468	-	-	-	175	221	.792	-	-	294	7.2	111	3	523	12.8	-	-	-	-	-
Barnes, Ed	9	-	4	11	.364	-	-	-	5	10	.500	-	-	14	1.6	8	0	13	1.4	3	-	-	-	34
Barry, Canyon	35	1	122	289	.422	42	125	.336	113	128	.883	29	69	98	2.8	41	0	399	11.4	22	31	13	18	747
Bassett, Dontay	77	3	57	117	.487	4	17	.235	42	66	.636	74	76	150	1.9	132	2	160	2.1	18	29	33	19	688
Bates, Clayton	53	0	18	51	.353	14	41	.341	7	8	.875	7	11	18	0.3	8	0	57	1.1	11	9	0	2	167
Baxley, Tom	72	-	341	848	.402	-	-	-	218	289	.754	-	-	170	2.4	200	2*	900	12.5	-	-	-	-	-
Beal, Bradley	37	37	175	393	.445	63	186	.339	133	173	.769	50	199	249	6.7	76	0	546	14.8	83	79	31	51	1,267
Bellamy, Jerry	46	6	54	103	.524	-	-	-	17	33	.515	-	-	117	2.5	103	2	125	2.7	22	53	20	15	593
Benefiel, Roger	23	-	7	39	.180	-	-	-	8	21	.381	-	-	28	1.2	16	0	22	0.9	-	-	-	-	-
Benton, Travis	11	0	3	15	.200	-	-	-	3	4	.750	-	-	3	0.3	4	0	9	0.8	2	6	0	2	50
Berry, Jack	29	0	7	18	.389	2	9	.222	1	4	.250	1	10	11	0.4	4	0	19	0.7	1	0	0	0	48
Bert, Harold	15	-	15	55	.273	-	-	-	12	21	.571	-	-	0	0.0	19	0	42	2.8	-	-	-	-	-
Billings, Jerry	10	-	2	16	.125	-	-	-	5	8	.625	-	-	18	1.8	8	0	9	0.9	-	-	-	-	-
Blackshear, Kerry	31	31	113	259	.436	25	82	.305	145	183	.792	74	157	231	7.5	97	4	396	12.8	50	55	19	18	843
Boe, Dan	71	-	156	344	.453	-	-	-	152	240	.633	-	-	485	6.8	226	19	464	6.5	74	-	-	-	-
Boggan, Mario	16	0	13	25	.520	0	0	-	10	25	.400	12	19	31	1.9	16	0	36	2.3	6	7	4	6	98
Bonner, Al	102	-	477	918	.520	-	-	-	203	254	.799	-	-	545	5.2	273	15	1,157	11.0	122	90*	2*	15*	2,006
Bonner, Matt	131	81	580	1,154	.503	165	418	.395	245	334	.734	267	511	778	5.9	260	3	1,570	12.0	158	176	64	94	3,284
Boone, Don	6	-	0	5	.000	-	-	-	1	2	.500	-	-	2	0.3	3	0	1	0.2	-	-	-	-	-
Bostic, Don	102	-	126	278	.453	-	-	-	201	255	.788	-	-	136	1.3	251	14	453	4.4	141	-	-	-	-
Boynton, Kenny	145	142	666	1,671	.399	333	978	.340	368	468	.786	91	257	348	2.4	172	1	2,033	14.0	391	221	19	128	4,673
Brendler, Chuck	23	-	44	108	.407	-	-	-	41	56	.732	-	-	116	5.0	26	0	129	5.6	-	-	-	-	-
Brewer, Corey	108	106	426	889	.479	99	278	.356	272	384	.708	140	329	469	4.3	242	6	1,225	11.3	300	250	44	176	2,949
	G	GS	FG	FGA	FG%	3FG	3FGA	3PT%	FT	FTA	FT%	O-REB	D-REB	REB	AVG	PF	DQ	PTS	AVG	A	TO	BS	ST	MIN
Brewster, Larry	94	-	256	484	.529	-	-	-	184	249	.739	-	-	352	3.7	201	8	696	7.4	41	-	-	-	-
Brodus, Neil	7	2	20	36	.556	-	-	-	7	13	.538	-	-	20	2.9	7	0	47	6.7	1	6	2	1	114
Brown, Craig	122	104	497	1,136	.438	186	455	.409	239	312	.766	143	309	452	3.7	244	1	1,419	11.6	305	243	23	158	3,175
Brown, Doug	31	-	65	158	.411	-	-	-	25	63	.397	-	-	180	5.8	106	3	155	5.0	38	2	-	-	-
Bryant, Aaron	2	0	0	1	.000	-	-	-	0	0	-	-	-	0	0.0	2	0	0	0.0	0	1	0	0	6
Calathes, Nick	72	71	380	836	.455	131	345	.380	279	390	.715	72	307	379	5.3	145	0	1,170	16.6	452	223	9	126	2,374
Caldwell, Norm "Bruno"	54	-	246	557	.442	-	-	-	174	205	.849	-	-	164	3.0	128	5	666	12.3	208	-	-	49	-
Capers, Chris	79	27	184	338	.544	0	0	-	63	90	.700	99	146	317	4.0	168	6	431	5.5	57	62	55	54	1,503
Capko, Chris	10	0	0	1	.000	0	1	.000	1	3	.333	0	4	4	0.4	2	0	1	0.1	4	2	0	0	17
Carlton, Jermaine	26	0	49	106	.462	0	0	-	25	39	.641	18	34	52	2.0	44	0	123	4.7	6	21	15	8	267
Carter, B.J.	39	15	55	98	.561	17	32	.531	28	42	.667	5	29	34	0.9	45	0	155	4.0	73	54	0	35	593
Carter, Eli	35	17	86	249	.345	44	150	.293	34	44	.773	9	51	60	1.7	51	1	250	7.1	57	47	0	24	739
Casares, Rick	40	-	212	578	.367	-	-	-	184	307	.599	-	-	457	11.4	107	5	635	15.9	-	-	-	-	-
Castineyra, Rollie	26	0	17	38	.447	4	10	.400	6	11	.545	1*	2*	11	0.4	4	0	44	1.7	5	6	1	0	76
Ceravolo, Darryl	11	-	7	18	.389	-	-	-	1	4	.250	-	-	2	0.2	12	0	15	1.4	12	-	-	-	-
Cesare, Malcolm	106	-	502	994	.504	-	-	-	221	310	.713	-	-	631	6.0	361	27	1,225	11.6	180	-	-	-	3086
Chaney, Allan	32	2	28	61	.459	1	5	.200	12	19	.632	24	29	49	2.1	34	1	69	4.0	10	19	4	12	226
Chatman, Livingston	101	85	508	1,057	.481	0	11	.000	325	521	.624	207	423	630	6.2	271	4	1,341	13.3	237	285	44	87	3,109
Chiozza, Chris	139	65	344	879	.391	130	398	.327	207	277	.747	56	386	442	3.2	288	4	1,025	7.4	571	223	7	191	3,495
Clark, Ed	9	-	2	12	.167	-	-	-	11	13	.846	-	-	10	1.1	6	0	15	1.7	-	-	-	-	-
Clarson, Ric	102	-	259	606	.427	-	-	-	156	208	.750	-	-	207	2.0	236	11	674	6.6	182	-	-	-	1,956
Close, Don	29	-	31	68	.456	-	-	-	19	21	.905	-	-	67	2.3	23	0	81	2.8	9	19*	-	3	126*
Cody, Neil	31	-	12	48	.250	-	-	-	16	26	.615	-	-	32	1.0	36	1	42	1.4	-	-	-	-	-
Coe, Harry	6	-	1	4	.250	-	-	-	4	4	1.000	-	-	4	0.7	4	0	6	1.0	-	-	-	-	-
Colas, Bonell	110	17	171	330	.518	0	0	.000	108	150	.720	118	164	282	2.6	190	3	450	4.1	61	113	45	42	1,357
Copeland, Teddy	49	-	134	419	.320	-	-	-	102	161	.634	-	-	329	6.7	138	6	370	7.6	-	-	-	-	-
Cornell, Henry	23	-	56	193	.290	-	-	-	65	105	.619	-	-	-	-	57	-	177	7.7	-	-	-	-	-
Corso, John	16	0	16	33	.485	-	-	-	3	14	.214	-	-	23	1.4	19	0	35	2.2	5	11	1	8	131
Cotton, Jimmy	58	25	116	247	.470	-	-	-	44	70	.629	-	-	75	1.3	96	2	268	4.8	60	81	4	15	906
Cox, Clifford	38	-	84	231	.																			



CAREER STATISTICS

	G	GS	FG	FGA	FG%	3FG	3FGA	3PT%	FT	FTA	FT%	O-REB	D-REB	REB	AVG	PF	DQ	PTS	AVG	A	TO	BS	ST	MIN
DeClercq, Andrew	128	128	502	946	.531	6	18	.333	299	451	.663	353	605	958	7.5	408	19	1309	10.2	137	303	176	147	3503
Delancy, Vernon	102	97	509	1010	.504	-	-	-	273	372	.734	-	-	373	3.7	316	17	1291	12.7	427	338	36	156	3322
Dickens, Hayes	19	0	14	35	.400	-	-	-	3	6	.500	-	-	12	0.7	7	0	31	1.8	7	2	2	1	122
Dickey, Doug	4	-	1	8	.125	-	-	-	1	1	1.000	-	-	7	1.8	5	0	3	0.4	-	-	-	-	-
Donovan, Billy	16	0	0	9	.000	0	8	.000	4	4	1.000	0	4	4	0.3	7	0	4	0.3	3	3	0	2	44
Doss, Lew	31	-	122	382	.319	-	-	-	103	172	.599	-	-	335	10.8	102	4	347	11.2	-	-	-	-	-
Drejer, Christian	38	20	92	202	.455	28	74	.378	56	73	.767	21	103	124	3.3	82	1	268	7.1	123	64	6	28	867
Dryden, Frank	1	-	0	2	.000	-	-	-	0	2	.000	-	-	3	3.0	2	0	0	0.0	-	-	-	-	-
Dupay, Teddy	92	63	277	692	.400	188	496	.379	238	296	.804	26	136	162	1.8	156	2	980	10.8	253	157	3	116	2261
Duva, Tony	22	-	15	38	.395	-	-	-	13	21	.619	-	-	12	0.6	20	0	43	2.0	21	-	-	-	-
Dyrkolbotn, Svein	102	1	62	129	.480	0	0	-	43	68	.632	67	98	165	1.6	134	0	167	1.6	20	58	14	21	829
Edelson, Stephen	1	0	0	0	-	0	0	-	0	0	-	0	0	0	0.0	0	0	0	0.0	0	0	0	0	2
Edwards, Lexx	31	0	1	7	.143	1	5	.200	1	2	.500	1	14	15	0.5	11	0	4	0.1	2	1	0	0	54
Edwards, Terry	11	0	1	1	1.000	0	0	-	7	9	.778	1	1	2	0.2	6	0	9	0.8	0	2	0	0	20
Egbunu, John	58	49	213	382	.558	1	1	1.000	151	277	.545	151	227	378	6.5	171	7	578	10.0	19	101	84	23	1391
Eggleston, John	6	-	3	15	.200	-	-	-	9	12	.750	-	-	13	2.1	12	0	15	2.5	-	-	-	-	-
Emrick, Bob	91	-	512	1324	.387	-	-	-	514	673	.764	-	-	869	9.6	258	6*	1535	16.9	-	-	-	-	-
Etheridge, Frank	23	-	88	223	.395	-	-	-	73	97	.753	-	-	144	6.2	54	2	249	10.8	-	-	-	-	-
Farley, Gil	13	-	8	22	.318	-	-	-	8	23	.348	-	-	20	1.5	14	0	24	1.8	-	-	-	-	-
Fava, Andrew	13	0	5	10	.500	1	5	.200	1	2	.500	0	2	2	0.2	2	0	12	0.9	2	3	0	0	21
Feazel, Kurt	38	-	24	56	.429	-	-	-	22	30	.733	-	-	18	0.5	15	0	68	1.8	3	-	-	-	-
Findley, Darryl	1	0	0	0	-	0	0	-	0	0	-	0	0	0	0.0	0	0	0	0.0	2	0	0	0	4
Findley, Earl	52	-	262	639	.410	-	-	-	64	109	.587	-	-	414	8.0	155	5	588	11.3	43	-	-	-	-
Finney-Smith, Dorian	101	62	411	961	.428	159	441	.361	239	355	.673	265	465	721	7.1	232	8	1220	12.1	195	183	69	81	2880
Fletcher, Tim	66	-	111	270	.411	-	-	-	74	104	.712	-	-	95	1.4	160	2	294	4.5	138	48*	-	18	178*
Fotiou, Nick	20	-	27	74	.365	-	-	-	5	14	.357	-	-	49	2.5	24	0	59	3.0	14	-	-	-	-
Fox, Newell	15	-	8	20	.400	-	-	-	4	8	.500	-	-	7	0.5	5	0	20	1.3	-	-	-	-	-
Francis-Ramirez, Brandone	29	2	21	104	.202	10	59	.169	7	13	.538	7	22	29	1.0	25	0	59	2.0	15	10	0	10	314
Frazier II, Michael	101	54	318	717	.444	227	525	.432	135	158	.854	61	296	357	3.5	159	0	998	9.9	114	122	10	94	2600
Fricke, Hudson	15	0	0	2	.000	0	1	.000	4	4	1.000	1	1	2	0.2	2-0	4	0.2	2	1	0	0	0	22
Friedman, Stan	14	-	24	82	.293	-	-	-	19	32	.594	-	-	47	3.4	28	2	67	4.8	-	-	-	-	-
Fritz, Chuck (76-78)	52	-	53	130	.408	-	-	-	27	47	.574	-	-	50	1.0	53	0	133	2.6	52	-	-	-	588
Gak, Gorjok	46	1	37	60	.617	0	0	-	12	40	.300	45	51	96	2.1	53	0	86	1.9	3	20	15	4	350
Gangi, Larry	4	-	1	7	.143	-	-	-	0	1	.000	-	-	7	1.8	3	0	2	0.5	-	-	-	-	-
Garcia, Renaldo	88	79	275	650	.423	82	268	.306	200	287	.697	38	136	174	1.9	243	15	832	9.5	228	222	11	71	2500
Giombetti, Mark	82	48	317	665	.477	-	-	-	64	91	.703	-	-	198	2.4	136	1	689	8.5	146	108	5	69	2396
Glasper, Richard	53	-	275	542	.507	-	-	-	109	173	.630	-	-	139	2.6	172	8	659	12.4	226	-	-	-	1757
	G	GS	FG	FGA	FG%	3FG	3FGA	3PT%	FT	FTA	FT%	O-REB	D-REB	REB	AVG	PF	DQ	PTS	AVG	A	TO	BS	ST	MIN
Glover, Ques	51	0	72	171	.421	14	57	.246	27	43	.628	9	37	46	0.9	52	0	185	3.6	32	60	2	16	552
Graham, Dennis	11	0	2	6	.333	-	-	-	2	2	1.000	-	-	2	0.2	7	0	6	0.6	6	5	0	2	36
Grandholm, Jim	26	7	29	71	.408	-	-	-	36	51	.706	-	-	79	3.0	52	1	204	6.9	16	25	7	10	375
Green, Taurean	111	79	317	791	.401	186	478	.389	350	409	.856	29	213	238	2.1	174	0	1170	10.5	400	282	7	124	3201
Greene, Orien	62	32	98	244	.402	33	118	.280	35	50	.700	45	115	160	2.6	155	4	264	4.3	174	101	19	99	1326
Greiner, Augie	50	-	107	308	.347	-	-	-	92	134	.687	-	-	89	1.8	80	1*	306	6.1	-	-	-	-	-
Gresham, Darryl	29	24	147	328	.448	-	-	-	52	64	.813	-	-	83	2.9	85	6	346	11.9	53	54	9	41	860
Griffin, Charles	31	11	80	173	.462	-	-	-	33	46	.717	-	-	69	2.0	70	1	193	5.7	29	48	1	13	648
Griffiths, John	69	0	17	35	.486	0	0	-	14	21	.667	24	40	64	0.9	59	0	48	0.7	4	13	25	4	351
Grimsley, Hosie	115	70	246	548	.449	17	66	.258	114	202	.564	133	169	302	2.6	186	1	623	5.4	230	195	18	122	2666
Gurley, Bill	1	0	0	1	.000	0	0	-	0	0	-	0	0	0	0.0	0	0	0	0.0	0	0	0	0	1
Haimovitch, Seth	18	0	2	6	.333	2	6	.333	0	0	-	0	0	0	0.0	1	0	6	0.3	2	1	0	1	31
Halton, LaDarius	91	17	126	329	.383	54	170	.318	73	103	.709	49	78	127	1.4	112	0	379	4.2	90	94	11	60	1223
Hamilton, Harry	97	-	476*	-	-	-	-	-	150*	-	-	-	-	128*	5.8	0	0*	1102	11.4	-	-	-	-	-
Hamilton, Justin	113	81	299	611	.489	78	236	.331	102	138	.739	86	208	294	2.6	203	0	778	6.9	309	149	33	164	2827
Hammack, Mal	4	-	1	3	.333	-	-	-	1	2	.500	-	-	2	0.5	2	0	3	0.8	-	-	-	-	-
Hampton, Theo	6	-	1	9	.111	-	-	-	1	3	.333	-	-	12	2.0	5	0	3	0.5	-	-	-	-	-
Hannah, Reggie	76	67	405	742	.546	-	-	-	304	444	.685	-	-	675	8.9	257	14	1114	14.7	48	228	67	62	2434
Harden, Rob	27	23	99	224	.442	-	-	-	56	67	.836	-	-	43	1.6	65	0	254	9.4	77	67	0	38	812
Harris, Wade	22	0	7	18	.389	-	-	-	16	18	.889	-	-	6	0.3	13	0	30	1.4	5	15	0	8	136
Harvey, Donnell	37	9	144	284	.507	0	1	.000	86	141	.610	99	159	258	7.0	101	3	374	10.1	37	60	31	27	746
Haskins, Harold	22	-	43	168	.256	-	-	-	38	50	.760	-	-	55	2.5	50	2	124	5.6	-	-	-	-	-
Haslem, Udonis	130	125	633	1084	.584	0	3	.000	515	773	.666	287	544	831	6.4	409	12	1781	13.7	139	304	120	107	3236
Hayes, Kevarrius	140	82	287	454	.632	0	0	-	204	339	.602	290	352	642	4.6	329	5	778	5.6	53	131	214	104	2,728
Henderson, Brooks	66	-	332	733	.453	-	-	-	337	406	.830	-	-	365	5.5	221	8*	1001	15.2	-	-	-	-	-
Henderson, Jerry	66	-	207	537	.385	-	-	-	134	186	.720	-	-	446	6.8	151	3*	546	8.3	-	-	-	-	-
Hester, Eric	20	0	15	23	.652	11	19	.652	2	4	.500	1	9	10	0.5	13	0	43	2.2	6	3	0	6	112
Highley, Mont	44	-	130	251	.518	-	-	-	112	171	.655	-	-	334	7.6	105	0*	372	8.5	-	-	-	-	-
Highley, Skip	76	-	226	548	.412	-	-	-	123	186	.661	-	-	219	2.9	139	1*	575	7.6	-	-	-	-	-
Hill, Dametri	110	94	522	1033	.505	21	69	.304	311	465	.669	207	373	580	5.3	266								



CAREER STATISTICS

	G	GS	FG	FGA	FG%	3FG	3FGA	3PT%	FT	FTA	FT%	O-REB	D-REB	REB	AVG	PF	DQ	PTS	AVG	A	TO	BS	ST	MIN
Hoover, Jerry	75	-	274	561	.488	-	-	-	141	241	.585	-	-	205	2.7	152	3	689	9.2	305	-	-	-	-
Horford, Al	109	100	424	724	.586	0	4	.000	275	441	.624	254	610	864	7.9	270	4	1123	10.3	187	174	189	94	2768
Horford, Jon	31	28	78	161	.484	13	51	.255	32	41	.780	48	101	149	4.8	67	0	201	6.5	10	18	27	10	621
Horton, Jamaal	13	2	24	61	.393	19	47	.404	7	16	.438	3	12	15	1.2	15	1	74	5.7	12	16	0	13	163
Houston, Scooter	12	-	4	21	.190	-	-	-	2	6	.333	-	-	7	0.6	10	0	10	0.8	5	-	-	-	-
Hudson, Jalen	70	34	290	706	.411	122	350	.349	159	232	.685	41	194	235	3.4	139	2	861	12.3	68	75	26	50	1,715
Huertas, David	35	1	31	82	.378	12	36	.333	13	17	.765	29	22	51	1.5	28	0	87	2.5	23	15	1	6	323
Humphrey, Lee	136	88	372	807	.461	288	649	.444	46	73	.630	36	148	184	1.4	149	1	1080	7.9	176	131	0	73	3367
Ingram, Cornelius	19	0	10	23	.435	3	11	.273	3	7	.429	2	8	10	0.5	15	0	26	1.4	9	9	0	3	108
Jackson, George	21	5	53	103	.515	-	-	-	11	25	.440	-	-	37	1.8	38	0	117	5.6	22	38	1	17	337
Jackson, Willie	21	5	22	63	.349	5	18	.278	11	20	.550	21	24	45	2.1	34	1	60	2.9	20	31	1	21	333
Jaycox, Ted	37	-	47	159	.296	-	-	-	40	59	.678	-	-	21	1.1	49	0	124	3.4	-	-	-	-	-
Jenkins, Wyndell	22	0	11	25	.440	1	3	.333	12	15	.800	3	5	8	0.4	10	0	35	1.6	9	11	2	6	108
Johnson, Chase	6	0	9	16	.563	0	0	-	5	9	.556	7	5	12	2.0	4	0	23	3.8	1	1	3	2	45
Johnston, Edgar	17	-	14	40	.350	-	-	-	13	23	.565	-	-	1	1.0	17	0	41	2.4	-	-	-	-	-
Jones, Melven	35	5	75	138	.543	0	0	-	37	58	.638	47*	72*	121	3.5	30	0	187	5.3	18	20	4	20	467
Kadji, Kenny	42	1	65	136	.445	0	1	.000	26	51	.510	38	61	99	2.3	56	0	156	3.7	4	33	27	7	-
Keller, Gary	76	-	416	877	.474	-	-	-	272	452	.602	-	-	855	11.3	239	2*	1104	14.5	-	-	-	-	-
Kelley, Hal	12	-	12	23	.522	-	-	-	3	4	.750	-	-	10	0.8	14	0	27	2.3	3	-	-	-	-
Kelly, Jeff	2	0	0	2	.000	-	-	-	2	2	1.000	-	-	2	1.0	1	0	2	1.0	0	0	0	0	5
Kerr, Mike	34	5	47	89	.528	0	5	.000	12	43	.279	41	48	89	2.6	53	1	106	3.1	2	21	9	10	358
King, Dave	4	0	5	10	.500	-	-	-	0	2	.000	-	-	4	1.0	5	0	10	2.5	0	1	0	1	24
King, Ronnie	36	1	17	35	.486	0	4	.000	17	27	.630	15	15	30	0.8	17	0	51	1.4	5	7	1	8	162
Kinney, Erron	6	0	6	8	.750	0	0	-	3	4	.750	3	5	8	1.3	4	0	15	2.5	2	3	1	3	34
Kliwer, David	12	0	2	7	.286	0	2	-	0	0	-	0	5	5	0.4	2	0	4	0.3	5	0	0	1	39
Koss, Bill	48	-	54	126	.429	-	-	-	25	47	.532	-	-	112	2.3	60	1*	133	2.8	-	-	-	-	-
Koulechov, Egor	34	34	161	390	.435	70	177	.395	76	88	.864	-	-	218	6.4	74	0	468	13.8	40	44	4	21	1040
Krause, Mak	13	0	2	3	.667	0	0	-	2	5	.400	1	0	1	0.1	3	0	6	0.5	0	2	0	0	24
Kuisma, Martti	113	16	187	460	.407	76	221	.344	58	94	.617	57	161	244	2.2	207	6	508	4.5	43	110	19	32	1619
Kurtz, Jacob	83	7	73	120	.608	1	3	.333	41	63	.651	68	99	167	2.0	66	0	188	2.3	41	44	2	31	878
Lalich, Todd	7	-	17	55	.309	-	-	-	11	18	.611	-	-	29	4.1	17	0	45	6.4	14	-	-	-	-
Lawrence, Joe	126	88	449	951	.472	64	127	.504	109	138	.790	29*	71*	326	2.6	183	0	911	7.2	236	100	3	53	3010
Lawrence, Pat	126	44	217	483	.449	55	126	.437	74	95	.779	67*	120*	313	2.5	145	1	563	4.5	141	93	6	70	1985
Leach, Bill	24	-	20	67	.299	-	-	-	17	29	.586	-	-	65	2.7	28	3	57	2.4	-	-	-	-	-
Leath, Randall	111	38	190	326	.583	-	-	-	103-	165	.624	-	-	351	3.2	246	11	483	4.4	39	82	43	24	1716
Leatherwood, Mike	52	-	106	276	.384	-	-	-	58	87	.667	-	-	113	2.2	88	3	458	8.8	218	-	-	-	-
Lederman, Mike	100	-	400	815	.491	-	-	-	141	173	.815	-	-	170	1.7	230	11	941	9.4	250	202*	* 60*	* 1577*	-
	G	GS	FG	FGA	FG%	3FG	3FGA	3PT%	FT	FTA	FT%	O-REB	D-REB	REB	AVG	PF	DQ	PTS	AVG	A	TO	BS	ST	MIN
Lee, Antrone	26	0	4	17	.235	2	11	.182	0	0	-	2	11	13	0.5	17	0	10	0.4	8	6	5	8	131
Lee, David	127	95	543	935	.581	0	6	.000	350	514	.681	285	584	869	6.8	281	5	1,436	11.3	251	263	109	113	3,171
Lee, James	13	0	2	12	.167	1	4	.250	3	9	.333	3	3	6	0.5	2	0	8	0.6	1	1	2	3	42
Leon, Francisco	22	2	19	43	.412	-	-	-	10	11	.909	-	-	61	2.8	43	2	48	2.2	13	13	2	2	230
Leon, Justin	70	47	164	359	.457	74	190	.389	46	69	.667	95	157	252	3.6	134	1	448	6.4	28	49	10	27	1311
Lett, Clifford	130	37	257	529	.486	53	150	.353	200	300	.667	83*	155*	263	1.5	201	3	767	5.9	227	150	9	103	2418
Lewis, Scottie	51	31	140	316	.443	36	105	.343	104	137	.759	47	126	173	3.4	119	1	420	8.2	54	73	58	69	1408
Lindsay, Bob	35	-	37	84	.440	-	-	-	29	40	.725	-	-	49	1.4	39	0	103	2.9	30	34*	* 1*	267*	-
Locke, Noah	92	79	322	790	.408	217	538	.403	72	95	.758	39	181	220	2.4	115	0	933	10.1	60	63	6	52	2561
Lukco, Ed	68	-	173	394	.439	-	-	-	71	98	.724	-	-	189	2.8	123	5	417	6.1	69	-	-	-	-
Luyk, Cliff	66	-	364	848	.429	-	-	-	271	417	.650	-	-	806	12.2	214	14	994	15.1	-	-	-	-	-
Lyons, Nino	5	0	3	3	1.000	-	-	-	2	3	.667	-	-	0	0.0	2	0	8	1.6	2	3	0	1	15
Macklin, Vernon	71	69	347	579	.599	0	0	-	93	182	.520	173	214	387	5.5	145	1	787	11.1	56	109	55	33	1764
Maddox, Damen	87	46	147	269	.546	0	0	-	63	149	.423	123	164	287	3.3	192	8	357	4.1	17	99	72	20	1056
Mahoney, Ed	26	-	27	86	.314	-	-	-	33	54	.611	-	-	42	1.6	26	0*	87	3.3	-	-	-	-	-
Manee, Harry	4	-	2	11	.181	-	-	-	2	7	.286	-	-	4	1.0	3	0	6	1.5	-	-	-	-	-
Mann, Tre	53	28	190	450	.422	67	192	.422	93	118	.788	24	166	190	3.6	110	0	540	10.2	103	100	5	50	1293
Markham, Tim	2	0	1	1	1.000	-	-	-	0	0	-	-	-	1	0.5	1	0	2	1.0	0	0	0	0	5
Matthews, Tony	19	6	12	20	.600	-	-	-	13	18	.722	-	-	13	0.7	24	1	37	2.2	26	28	1	9	182
Maxwell, Vernon#	63	47	425	932	.456	-	-	-	196	282	.695	-	-	219	3.5	148	2	1046	16.6	121	138	15	76	1894
McClanahan, Kyle	33	0	5	11	.455	1	4	.250	7	12	.583	1	10	11	0.3	7	0	18	0.5	4	7	1	4	117
McClary, Kenny	102	52	162	339	.478	0	0	-	60	130	.462	52	120	412	4.0	256	15	384	3.8	70	80	43	75	1577
McCraney, Ken	55	1	47	93	.505	-	-	-	31	51	.608	-	-	50	0.9	76	0	118	2.2	16	45	2	12	396
McDaniel, Maurice	26	19	95	199	.477	-	-	-	48	63	.762	-	-	123	4.7	76	4	204	10.7	17	44	24	20	645
McDowell, Eugene	117	116	642	1075	.597	-	-	-	281	506	.555	-	-	1063	9.1	260	7	1565	13.4	225	242	148	85	4100
McElroy, Gary	76	-	232	582	.399	-	-	-	125	197	.635	-	-	441	5.8	270	21*	589	7.8	32	-	-	-	-
McFarland, Mike	31	2	15	49	.306	9	33	.273	4	6	.667	7	16	23	0.7	17	0	43	1.4	15	19	0	7	208
McGinnis, Mike	30	-	60	141	.426	-	-	-	26	35	.743	-	-	87	2.9	39	0	146	4.9	39	-	-	-	-
McKinnon, Kelly	30	1	23	68	.338	8	24	.333	13	16	.813	8	6	14	0.5	23	0	67	2.2	11	17	0	1	207



CAREER STATISTICS

	G	GS	FG	FGA	FG%	3FG	3FGA	3PT%	FT	FTA	FT%	O-REB	D-REB	REB	AVG	PF	DQ	PTS	AVG	A	TO	BS	ST	MIN
Milligan, Mike	56	47	188	435	.432	-	-	-	91	149	.611	-	-	233	4.2	186	11	465	8.3	143	188	18	76	1710
Mitchell, Jonathan	65	1	61	129	.473	15	40	.375	13	23	.565	28	71	99	1.5	41	0	150	2.3	32	33	11	22	585
Mitchell, Thomas	4	-	2	3	.667	-	-	-	0	0	-	-	-	0	0.0	0	0	4	1.0	-	-	-	-	-
Montgomery, Ronnie	130	56	164	394	.416	20	56	.357	152	201	.756	34*	140*	293	2.3	157	1	500	3.8	503	198	19	138	2816
Moody, Bill	23	-	68	167	.407	-	-	-	18	29	.621	-	-	98	4.3	47	2	154	6.7	51	35*	-	-	-
Moore, Bruce	11	-	1	8	.125	-	-	-	4	8	.500	-	-	3	0.3	7	0	6	0.5	-	-	-	-	-
Moore, Jerry	52	-	106	238	.445	-	-	-	40	57	.702	-	-	123	2.4	83	1	252	4.8	77	-	-	22	-
Morrison, Carlos	48	-	156	343	.455	-	-	-	74	93	.796	-	-	273	5.7	96	2	384	8.0	-	-	-	-	-
Morton, Paul	73	-	172	439	.392	-	-	-	148	207	.715	-	-	312	4.3	204	0*	492	6.7	-	-	-	-	-
Moses, Mike	55	54	149	372	.401	-	-	-	124	180	.689	-	-	94	1.7	130	3	422	7.7	218	209	4	79	1751
Mosny, Paul	59	-	118	392	.301	-	-	-	88	127	.693	-	-	134	2.3	174	10	324	5.5	-	-	-	-	-
Moss, Adrian	123	24	179	360	.497	8	33	.242	96	153	.627	127	221	348	2.8	253	9	462	3.7	58	100	53	35	1682
Moten, Andrew	125	124	711	1572	.452	61	137	.445	447	605	.739	50	59	451	3.6	342	21	1930	15.4	411	273	6	165	3930
Murphy, Alex	26	4	46	102	.451	7	37	.189	28	48	.583	13	37	50	1.9	39	1	127	4.9	6	22	7	9	350
Murphy, Erik	136	67	397	773	.514	143	329	.435	115	152	.757	160	347	507	3.7	297	4	1052	7.7	95	139	85	58	2488
Nelson, Brett	129	77	477	1197	.398	274	689	.398	189	229	.825	45	217	262	2.0	289	3	1417	11.0	195	153	36	198	3302
Nembhard, Andrew	67	67	236	551	.428	67	205	.327	97	126	.770	9	186	195	2.9	109	0	636	9.5	367	155	4	77	2214
Nichols, Bob	7	-	1	9	.111	-	-	-	6	8	.750	-	-	5	0.7	6	0	8	1.1	-	-	-	-	-
Nims, Bob	63	-	173	612	.283	-	-	-	145	206	.704	-	-	287	4.6	183	8	491	7.8	-	-	-	-	-
Nnaji, Obiora	56	6	71	139	.511	0	1	.000	50	74	.676	67	102	169	3.0	124	5	192	3.4	8	52	39	12	632
Noah, Joakim	108	78	408	667	.612	1	2	.500	310	453	.684	211	476	678	6.3	217	6	1124	10.4	184	191	183	95	2279
Nunez, Eddie	13	0	0	3	.000	0	1	.000	2	4	.500	5	6	11	0.8	8	0	2	0.2	6	3	1	4	51
O'Connor, Patrick	11	0	0	8	.000	0	4	.000	4	4	1.000	2	6	8	0.7	1	0	4	0.4	0	0	0	0	24
Ogbueze, Braxton	23	0	7	22	.318	1	5	.200	4	11	.364	1	12	13	0.6	7	0	19	0.8	7	10	0	4	107
Okauru, Mike	69	1	64	146	.438	25	71	.352	26	43	.605	8	48	56	0.8	65	0	179	2.6	32	23	3	26	610
Osfo, Osayi	20	0	15	27	.556	0	0	.000	8	17	.471	23	29	52	2.6	38	2	38	1.9	7	16	1	3	199
Owens, Andy	76	-	550	1152	.477	-	-	-	345	426	.810	-	-	629	8.3	251	12	1445	19.0	57	-	-	-	-
Palmer, Nabe	48	31	72	167	.431	-	-	-	44	60	.733	-	-	66	1.4	84	3	189	3.9	64	78	6	30	1016
Parker, Major	125	50	199	481	.414	56	176	.318	125	217	.576	100	223	323	2.6	240	4	579	4.6	141	206	48	69	2178
Parsons, Chandler	142	81	527	1105	.476	153	454	.339	245	401	.601	270	589	859	6.1	282	2	1452	10.2	339	234	42	129	3964
Payne, Omar	54	15	90	135	.667	0	0	.000	25	56	.446	83	100	183	3.4	124	1	205	3.8	16	32	63	18	830
Payne, Shane	9	0	0	5	.000	0	1	.000	0	0	-	0	1	1	0.2	0	0	0	0.0	0	0	0	2	11
Peek, Richard	22	-	68	151	.451	-	-	-	40	74	.541	-	-	165	7.5	46	0*	176	8.0	-	-	-	-	-
Pennington, Jeff	10	0	9	25	.360	-	-	-	18	22	.818	-	-	10	1.0	9	0	94	3.6	2	6	0	4	75
Perry, Marty	22	0	8	24	.333	-	-	-	5	8	.625	-	-	7	0.3	20	0	21	1.0	20	21	0	9	148
Petersen, Robert	1	-	1	3	.333	-	-	-	0	0	.000	-	-	1	1.0	1	0	2	2.0	-	-	-	-	-
Pike, Charlie	56	-	190	567	.335	-	-	-	146	215	.679	-	-	154	2.8	99	1*	524	9.4	-	-	-	-	-
Pitchford, Walter	13	0	3	11	.273	0	3	.000	0	0	-	1	3	4	0.3	5	0	6	0.5	1	1	1	0	22
Poh, Ronnie	23	-	40	112	.357	-	-	-	28	46	.609	-	-	50	2.1	44-1	108	4.7	-	-	-	-	-	-
Poole, Stacey	116	104	730	1578	.462	0	15	.000	218	341	.639	231	457	688	5.9	301	13	1678	14.5	159	257	77	98	3361
Poore, Ed	48	-	47	105	.448	-	-	-	31	58	.534	-	-	100	0.8	49	0*	125	1.7	-	-	-	-	-
Porter, Steve	15	0	7	23	.304	-	-	-	12	18	.667	-	-	23	1.5	11	0	26	1.7	4	-	-	-	70
Portillo, Cesar	4	0	4	8	.500	0	0	.000	0	1	.000	0	3	3	0.8	3	0	8	2.0	1	1	1	0	19
Powell, Brandon	23	0	11	18	.611	9	14	.643	5	10	.500	4	5	9	0.4	7	0	36	1.6	11	4	3	2	93
Powell, Sonny	86	-	311	948	.328	-	-	-	487	625	.779	-	-	268	3.1	321	25	1109	12.9	-	-	-	-	-
Prather, Casey	127	39	308	541	.569	10	32	.313	161	254	.634	153	223	376	3.0	199	4	787	6.2	109	149	46	81	2019
Purvis, Tom	41	-	171	405	.422	-	-	-	119	156	.763	-	-	243	5.9	139	8	461	11.2	70	-	-	-	-
Puschak, Tom	3	-	1	3	.333	-	-	-	1	2	.500	-	-	1	0.3	4	0	3	1.0	-	-	-	-	-
Rabhan, Walt	60	-	114	295	.386	-	-	-	46	76	.605	-	-	237	4.0	94	2	274	4.6	-	-	-	-	-
Ramirez, Mike	2	0	0	1	.000	0	1	.000	0	0	.000	0	0	0	0.0	0	0	0	0.0	0	1	0	0	3
Ramos, Jose	12	10	21	58	.362	1	4	.250	28	37	.757	4	23	27	2.3	21	1	71	5.9	27	32	1	14	268
Ramsey, Jeff	74	-	198	383	.517	-	-	-	195	262	.744	-	-	518	7.0	197	3*	591	8.0	-	-	-	-	-
Ratliffe, Willie	6	-	1	4	.250	-	-	-	3	6	.500	-	-	7	1.1	6	0	5	0.8	-	-	-	-	-
Reinhart, Joel	37	11	39	81	.481	15	30	.500	21	33	.636	30	61	91	2.5	65	2	114	3.1	17	28	5	23	494
Repass, Joe	7	0	4	6	.667	-	-	-	5	6	.833	-	-	4	0.6	3	0	13	1.9	0	5*	-	0	18*
Richard, Chris	141	4	286	428	.668	0	0	-	125	198	.631	162	283	445	3.2	307	4	697	4.9	47	138	59	48	2203
Rimmer, Schuyler	46	1	22	50	.440	1	2	.500	17	23	.739	19	30	49	1.1	46	0	62	1.3	5	12	9	1	273
Roberson, Anthony	95	74	514	1,158	.444	267	665	.402	210	243	.864	52	183	235	2.5	163	2	1505	15.8	246	171	7	90	2732
Roberts, Roy	66	-	187	530	.353	-	-	-	114	176	.648	-	-	434	6.6	221	22	536	8.1	-	-	-	-	-
Robinson, Devin	105	70	334	742	.450	100	298	.336	167	234	.714	150	363	513	4.9	225	8	935	8.9	63	99	63	66	2412
Rogers, Tony	53	7	88	208	.423	-	-	-	27	46	.587	-	-	75	1.4	67	1	203	3.8	54	71	6	16	755
Roher, Dick	5	-	0	5	.000	-	-	-	2	4	.500	-	-	5	1.0	3	0	2	0.4	-	-	-	-	-
Rollyson, Mike	67	-	131	324	.404	-	-	-	113	155	.729	-	-	183	2.7	104	2*	375	5.6	24	-	-	-	-
Rome, Roger	12	-	9	13	.692	-	-	-	5	12	.417	-	-	21	1.8	15	0	23	1.9	1	3*	-	2	48*
Rosario, Mike	67	36	234	529	.442	94	264	.356	93	115	.809	38	97	135	2.0	70	0	655	9.8	103	92	3	50	1509
Roseboro, Melvin	21	0	21	52	.407	-	-	-	14	27	.519	-	-	21	1.0	27	0	56	2.7	8	19	1	6	212
Roseboro, Quan	12	1	18	37	.486	-	-	-	5	6	.833	-	-	12	1.0	15	0	41	3.4	14	15	1	3	147
Rowe, Louis	52	6	72	177	.407	12	41	.293	21	30	.700	23	64	87										



CAREER STATISTICS

	G	GS	FG	FGA	FG%	3FG	3FGA	3PT%	FT	FTA	FT%	O-REB	D-REB	REB	AVG	PF	DQ	PTS	AVG	A	TO	BS	ST	MIN
Seabury, Tony	5	0	0	1	.000	-	-	-	2	2	1.000	-	-	0	0.0	0	0	2	0.4	0	1	0	0	8
Shannon, Eddie	116	107	390	934	.418	118	377	.313	270	367	.736	68	265	333	2.9	320	7	1168	10.1	493	336	12	204	3676
Sheldon, Danny	43	4	38	82	.463	-	-	-	16	25	.640	-	-	33	0.8	35	0	92	2.1	22	13	0	10	345
Shellabarger, Curt	10	0	8	18	.444	-	-	-	2	8	.250	-	-	9	0.9	6	0	18	1.8	7	11	2	2	38
Sherwood, Bob	62	-	268	657	.408	-	-	-	173	280	.618	-	-	561	9.0	165	2	709	11.4	-	-	-	-	-
Shipman, Ray	68	1	85	181	.469	6	38	.158	47	68	.691	46	78	124	1.8	70	0	223	3.3	32	41	4	53	871
Shiver, Bob	68	-	333	848	.393	-	-	-	171	229	.747	-	-	417	6.1	135	0	842	12.4	-	-	-	-	--
Shy, Gene	104	-	639	1415	.452	-	-	-	295	387	.762	-	-	715	6.9	305	11	1573	15.1	154	202*	*	37*	2213*
Simpson, Tom	44	-	128	375	.341	-	-	-	72	106	.679	-	-	153	3.5	104	2	329	7.5	-	-	-	-	-
Sizemore, Ted	1	0	0	0	-	-	-	-	0	0	-	-	-	0	0.0	1	0	0	0.0	0	0	-	-	-
Smith, Charlie	46	-	62	158	.392	-	-	-	59	107	.551	-	-	98	2.1	81	5	171	3.7	-	-	-	-	-
Smith, Jerry	5	0	3	6	.500	-	-	-	0	2	.000	-	-	2	0.4	1	0	6	1.2	1	0	0	0	6
Smyth, Bob	68	-	326	577	.565	-	-	-	170	265	.642	-	-	609	9.0	181	9	822	12.1	115	-	-	-	-
Sommese, Lanny	25	-	11	31	.355	-	-	-	11	17	.647	-	-	13	0.5	18	0	33	1.3	-	-	-	-	-
Speights, Marreese	69	36	273	431	.633	0	0	-	110	165	.667	131	245	376	5.4	120	1	656	9.5	36	79	64	23	1063
Spruel, Kendrick	41	0	54	136	.397	11	35	.314	21	38	.553	25	44	69	1.7	19	1	140	3.4	11	27	7	14	370
Stevenson, Andy	7	-	3	9	.333	-	-	-	1	2	.500	-	-	4	1.8	2	0	7	1.0	-	-	-	-	-
Stewart, Scott	112	53	196	463	.423	119	298	.399	121	146	.829	41	170	211	1.9	135	1	632	5.6	266	169	0	125	2206
Stokes, Elam	23	-	19	77	.247	-	-	-	32	42	.762	-	-	36	1.6	30	0	70	3.0	-	-	-	-	-
Stokes, Isaiah	26	0	28	61	.459	0	4	.000	14	21	.667	9	16	25	1.0	38	1	70	2.7	11	20	2	5	185
Stokes, Rod	1	0	0	1	.000	-	-	-	0	0	-	-	-	0	0.0	0	0	0	0.0	0	0	0	0	1
Stokes, Taylor	47	-	215	491	.438	-	-	-	76	109	.697	-	-	312	6.6	104	1	506	10.8	-	-	-	-	-
Stokley, Ron	38	-	67	164	.409	-	-	-	42	63	.667	-	-	87	2.3	36	0	176	4.6	-	-	-	-	-
Stolt, Greg	118	70	432	969	.446	243	578	.420	196	244	.803	144	366	510	4.3	264	6	1303	11.0	77	175	93	90	3045
Suthern, Frank	7	-	10	31	.323	-	-	-	10	16	.625	-	-	22	3.0	6	0	30	4.3	-	-	-	-	-
Strawbridge, Tim	28	26	63	155	.406	-	-	-	56	86	.651	-	-	118	4.2	83	3	180	6.4	42	61	7	31	828
Sutherland, Christopher	2	0	0	0	-	0	0	-	1	2	.500	0	0	0	0.0	0	0	1	0.5	0	0	0	0	2
Swanson, Brett	33	0	9	24	.375	4	16	.250	4	4	1.000	1	6	7	0.2	7	0	26	0.8	7	7	0	1	90
Talbot, Bill	1	-	0	2	.000	-	-	-	0	0	-	-	-	1	1.0	0	0	0	0.0	-	-	-	-	-
Tanzler, Hans	100	-	473	-	-	-	-	-	275	-	-	-	-	-	-	-	-	1221	12.2	-	-	-	-	-
Tesher, Howie	2	-	1	1	1.000	-	-	-	0	0	-	-	-	1	0.5	2	0	2	1.0	-	-	-	-	-
Thompson, Brian	119	75	239	556	.430	3	21	.143	91	151	.603	191	251	442	3.7	165	1	572	4.8	129	43	25	28	2122
Thompson, Mark	61	-	99	204	.485	-	-	-	53	106	.500	-	-	184	3.0	110	6	251	4.1	73	28*	-	8	174*
Timinski, Mark	9	0	1	6	.167	0	4	.000	0	0	-	0	1	1	0.1	1	0	2	0.2	3	6	0	1	17
Tishman, Rod	7	0	1	4	.250	0	1	.000	2	2	1.000	1	2	1	0.1	1	0	4	0.6	4	0	0	0	-
Tomlinson, Dick	72	-	351	714	.492	-	-	-	161	220	.732	-	-	529	7.3	238	2*	863	12.0	-	-	-	-	-
Touchberry, Burt	71	-	165	526	.314	-	-	-	149	214	.696	-	-	544	7.7	191	9*	479	6.7	-	-	-	-	-
	G	GS	FG	FGA	FG%	3FG	3FGA	3PT%	FT	FTA	FT%	O-REB	D-REB	REB	AVG	PF	DQ	PTS	AVG	A	TO	BS	ST	MIN
Tringas, Johnny	60	-	51	152	.336	-	-	-	79	135	.585	-	-	66	1.1	107	3	181	3.0	-	-	-	-	-
Turner, Tim	73	1	25	59	.424	1	4	.250	11	23	.478	28	29	57	0.8	56	0	62	0.8	25	24	9	8	378
Tyler, Garrett	32	0	11	19	.579	3	7	.429	5	7	.714	3	4	17	0.5	3	0	321.0	0	5	0	4	63	-
Tym, Bill	2	-	0	2	.000	-	-	-	0	0	-	-	-	0	0.0	0	0	0	0.0	-	-	-	-	-
Tyus, Alex	142	106	560	1048	.534	6	16	.367	207	317	.635	248	523	771	5.5	221	0	1333	9.4	80	164	115	54	3271
Ulmer, Jerry	22	0	7	25	.280	0	0	-	8	13	.615	14	11	25	1.3	12	0	22	1.0	1	8	3	2	66
Van Ness, Ken	12	-	13	29	.448	-	-	-	7	12	.583	-	-	22	1.8	12	0	33	2.8	2	-	-	-	-
Van Noy, Bob	52	25	177	371	.423	-	-	-	55	84	.655	-	-	207	4.0	132	7	409	7.9	52	110	16	28	1197
Vargas, Eloy	9	0	0	10	.000	0	2	.000	5	9	.556	2	4	6	0.7	9	0	5	0.6	0	3	3	1	34
Vasquez, Richard	39	-	30	69	.435	-	-	-	23	40	.575	-	-	49	1.3	67	1	83	2.1	51	-	-	-	-
Victor, Jhonny	5	0	0	1	.000	0-0	-	-	0	0	-	1	0	1	0.2	0	0	0	0.0	1	1	0	0	5
Vinal, Nelson	20	-	52	135	.385	-	-	-	17	20	.850	-	-	37	1.9	40	2	121	6.1	-	-	-	-	-
Visscher, David	27	0	11	26	.423	-	-	-	4	8	.500	-	-	14	0.5	9	0	26	1.0	12	13	0	11	159
Waddell, Gary	72	-	227	490	.463	-	-	-	119	155	.768	-	-	330	4.6	149	3	573	8.0	39	15*	-	-	-
Walk, Neal	77	-	572	1182	.484	-	-	-	456	619	.737	-	-	1181	15.3	247	16	1600	22.2	67	-	-	-	-
Walker, Chris	49	6	80	146	.548	0	3	.000	19	51	.373	51	81	132	2.7	82	0	179	3.7	3	34	44	12	540
Walker, DeVon	85	11	42	160	.263	22	89	.247	39	63	.619	35	67	102	1.2	65	0	145	1.7	27	32	23	20	787
Walker, Erving	144	113	527	1345	.392	285	755	.377	438	550	.796	59	322	381	2.6	241	1	1777	12.3	547	302	1	159	4358
Walsh, Matt	92	90	406	894	.454	192	483	.398	297	373	.796	52	356	410	4.5	202	1	1301	14.1	272	259	27	125	2828
Watts, Chip	18	0	6	12	.500	-	-	-	0	2	.000	-	-	13	0.8	13	0	12	0.7	1	7	0	3	65
Weaks, Kenyan	115	65	459	923	.497	198	464	.427	118	150	.787	113	263	376	3.3	232	3	1234	10.7	170	207	47	163	2552
Weisenberg, Michael	5	0	2	5	.400	0	0	-	1	2	.500	1	1	2	0.4	0	0	5	1.0	0	0	0	0	9
Weller, Richard	42	-	68	250	.272	-	-	-	44	74	.595	-	-	64	3.4	108	4	179	4.3	-	-	-	-	-
Welsch, Boyd	64	-	192	406	.473	-	-	-	95	126	.754	-	-	204	3.2	123	5*	479	7.5	90	-	-	-	-
Werner, Dan	139	88	318	795	.400	124	407	.305	121	160	.756	191	403	594	4.3	311	7	873	6.3	268	193	37	136	3293
Wetherington, Red	42	-	191	565	.338	-	-	-	112	167	.671	-	-	279	6.6	116	7	494	11.8	-	-	-	-	-
White, Dean	2	0	1	3	.333	-	-	-	1	3	.333	-	-	0	0.0	1	0	3	1.5	0	0	-	-	-
Wilbekin, Scottie	143	64	320	769	.416	138	367	.376	175	246	.711	55	239	294	2.1	214	2	953	6.7	419	182	5	167	3467
Williams, Chip	76	-	518	1003	.516	-	-	-	210	290	.724	-	-	775	10.2	257	14	1246	16.4	124	150*	-	25	1186*
Williams, Dan	113	32	146	347	.421	79	191	.414	71	98	.724	32	153	185	1.6	125	4	442	3.9	154	117	5	67	2033
Williams, Greg	125	76	298	783	.381	118	364	.324	241	348														



CAREER STATISTICS

	G	GS	FG	FGA	FG%	3FG	3FGA	3PT%	FT	FTA	FT%	O-REB	D-REB	REB	AVG	PF	DQ	PTS	AVG	A	TO	BS	ST	MIN
Wright, Gainus	6	0	0	3	.000	-	-	-	0	1	.000	-	-	1	0.2	3	0	0	0.0	0	0	0	0	12
Yeguete, Will	127	59	189	383	.493	5	25	.200	132	238	.555	211	415	626	4.9	232	1	515	4.1	110	124	28	117	2347
Young, Patric	150	107	536	929	.577	0	0	-	235	413	.569	345	504	849	5.7	358	8	1307	8.7	115	187	160	98	3644
Young, Tyrone	9	2	18	43	.419	-	-	-	16	29	.552	-	-	24	2.7	28	1	52	5.8	3	21	3	8	148
Zehner, Todd	5	0	1	2	.500	0	0	-	0	0	-	0	2	2	0.4	1	0	2	0.4	0	1	0	0	8
Zinn, Jim	63	-	215	625	.344	-	-	-	170	250	.680	-	-	826	12.7	205	5*	600	9.2	-	-	-	-	-

* - Complete data not available; # - Recognized NCAA statistics; % - Total UF statistics; DQs since 1950-51; Rebs. since 1950-51; Assts. since 1967-68; TOs since 1972-73; Stls. since 1973-74; Min. since 1973-74; BS since 1975-76; Off. & def. reb. since 1986-87



USUAL STARTING LINEUPS

1964-65

18-7, 11-5 SEC

F – Paul Morton, 4.5 ppg, 3.6 rpg
 F – Dick Tomlinson, 12.9 ppg, 7.1 rpg
 C – Gary Keller, 12.5 ppg, 9.9 rpg
 G – Brooks Henderson, 14.0 ppg, 4.5 rpg (Capt.)
 G – Tom Baxley, 8.0 ppg, 2.1 rpg
 Top Subs: Jeff Ramsey, 9.9 ppg, 7.8 rpg
 Bob Hoffmann, 4.2 ppg, 3.5 rpg
 Skip Highley, 3.8 ppg, 1.4 rpg

1965-66

16-10, 9-7 SEC

F – Gary Keller, 15.9 ppg, 12.5 rpg
 F – David Miller, 8.8 ppg, 4.6 rpg
 C – Jeff Ramsey, 8.7 ppg, 7.2 rpg
 G – Skip Highley, 7.3 ppg, 3.9 rpg
 G – Paul Morton, 9.0 ppg, 4.0 rpg (Capt.)
 Top Subs: Harry Winkler, 8.3 ppg, 2.3 rpg
 Gary McElroy, 6.1 ppg, 5.9 rpg

1966-67

21-4, 14-4 SEC

F – Gary Keller, 15.1 ppg, 11.3 rpg
 F – Gary McElroy, 8.4 ppg, 5.3 rpg
 C – Neal Walk, 11.5 ppg, 8.2 rpg
 G – Skip Highley, 11.5 ppg, 3.3 rpg (Capt.)
 G – David Miller, 13.8 ppg, 4.8 rpg
 Top Subs: Jeff Ramsey, 5.3 ppg, 5.7 rpg
 Boyd Welsch, 5.3 ppg, 3.1 rpg
 Mike Rollyson, 3.8 ppg, 1.6 rpg

1967-68

15-10, 11-7 SEC

F – Andy Owens, 14.2 ppg, 7.1 rpg
 F – Mike Rollyson, 8.1 ppg, 4.2 rpg
 C – Neal Walk, 26.5 ppg, 19.8 rpg
 C – Mike Leatherwood, 5.2 ppg, 2.4 rpg
 G – David Miller, 9.8 ppg, 4.9 rpg (Capt.)
 Top Sub: Gary McElroy, 8.8 ppg, 6.2 rpg

1968-69

18-9, 12-6 SEC

F – Andy Owens, 15.8 ppg, 8.5 rpg
 F – Boyd Welsch, 12.6 ppg, 4.6 rpg
 C – Neal Walk, 24.0 ppg, 17.8 rpg (Capt.)
 G – Ed Lukco, 9.7 ppg, 4.0 rpg
 G – Mike Leatherwood, 5.2 ppg, 2.0 rpg
 Top Sub: Mike McGinnis, 6.5 ppg, 3.4 rpg

1969-70

9-17, 6-12 SEC

F – Dan Boe, 6.4 ppg, 7.1 rpg
 F – Andy Owens, 27.0 ppg, 9.1 rpg (Capt.)
 C – Earl Findley, 9.4 ppg, 6.4 rpg
 G – Jerry Hoover, 9.2 ppg, 2.6 rpg
 G – Ed Lukco, 5.1 ppg, 2.5 rpg
 Top Subs: Jeff Miller, 5.4 ppg, 3.0 rpg
 Cliff Cox, 6.3 ppg, 4.8 rpg

1970-71

11-15, 8-10 SEC

F – Tom Purvis, 13.8 ppg, 7.5 rpg
 F – Gary Waddell, 9.8 ppg, 6.2 rpg
 C – Earl Findley, 13.2 ppg, 9.5 rpg (Capt.)
 G – Jerry Hoover, 4.8 ppg, 3.7 rpg
 G – Tony Miller, 16.4 ppg, 2.6 rpg
 Top Subs: Robert Agee, 3.3 ppg, 1.7 rpg
 Dan Boe, 3.5 ppg, 2.3 rpg
 Cliff Cox, 4.8 ppg, 3.7 rpg

1971-72

10-15, 4-14 SEC

F – Dan Boe, 8.9 ppg, 10.2 rpg
 F – Steve Williams, 12.8 ppg, 6.4 rpg
 C – Gary Waddell, 9.5 ppg, 5.9 rpg
 G – Jerry Hoover, 19.7 ppg, 2.6 rpg (Capt.)
 G – Tony Miller, 26.7 ppg, 4.5 rpg
 Top Subs: Doug Brown, 5.9 ppg, 6.9 rpg
 Tim Fletcher, 7.3 ppg, 2.6 rpg
 Mark Thompson, 5.4 ppg, 3.6 rpg

1972-73

11-5, 7-11 SEC

F – Gene Shy, 10.8 ppg, 6.4 rpg
 F – Bob Smyth, 7.3 ppg, 7.1 rpg
 C – Chip Williams, 16.5 ppg, 12.1 rpg
 G – Tony Miller, 17.2 ppg, 3.0 rpg (Capt.)
 G – Steve Williams, 3.2 ppg, 3.0 rpg
 Top Subs: Mike Lederman, 5.6 ppg, 1.0 rpg
 Bill Moody, 6.7 ppg, 4.3 rpg
 Gary Waddell, 4.7 ppg, 1.8 rpg

1973-74

15-11, 9-9 SEC

F – Gene Shy, 17.8 ppg, 8.4 rpg
 F – Steve Williams, 8.0 ppg, 5.9 rpg (Capt.)
 C – Chip Williams, 20.6 ppg, 11.1 rpg
 G – Bruno Caldwell, 10.9 ppg, 2.5 rpg
 G – Mike Lederman, 7.4 ppg, 1.4 rpg
 Top Subs: Don Bostic, 3.2 ppg, 1.1 rpg
 Don Close, 3.6 ppg, 3.0 rpg
 Tim Fletcher, 2.9 ppg, 1.0 rpg (Capt.)
 Mark Thompson, 3.8 ppg, 2.2 rpg (Capt.)

1974-75

12-16, 8-10 SEC

F – Jerry Moore, 6.6 ppg, 3.2 rpg
 F – Gene Shy, 15.8 ppg, 7.3 rpg
 C – Chip Williams, 12.9 ppg, 7.8 rpg (Capt.)
 G – Don Bostic, 5.0 ppg, 2.1 rpg
 G – Bruno Caldwell, 13.6 ppg, 3.6 rpg
 Top Subs: Al Bonner, 4.9 ppg, 3.6 rpg
 Larry Brewster, 5.9 ppg, 3.3 rpg
 Mike Lederman, 11.5 ppg, 1.9 rpg

1975-76

12-14, 7-11 SEC

F – Malcolm Cesare, 8.3 ppg, 5.5 rpg
 F – Gene Shy, 16.0 ppg, 5.4 rpg (Capt.)
 C – Bob Smyth, 13.3 ppg, 12.7 rpg
 G – Mike Lederman, 12.6 ppg, 2.4 rpg (Capt.)
 G – Len Sanders, 6.4 ppg, 2.7 rpg
 Top Subs: Al Bonner, 11.9 ppg, 7.1 rpg
 Don Bostic, 4.2 ppg, 0.9 rpg
 Larry Brewster, 4.5 ppg, 2.2 rpg

1976-77

17-9, 10-8 SEC

F – Malcolm Cesare, 9.1 ppg, 4.7 rpg
 F – Bob Smyth, 15.1 ppg, 9.1 rpg (Capt.)
 C – Larry Brewster, 7.1 ppg, 4.4 rpg
 G – Richard Gasper, 11.9 ppg, 2.1 rpg
 G – Len Sanders, 8.3 ppg, 3.7 rpg (Capt.)
 Top Subs: Al Bonner, 15.0 ppg, 5.5 rpg
 Don Bostic, 5.3 ppg, 1.2 rpg (Capt.)
 Ric Clarson, 5.3 ppg, 1.9 rpg

1977-78

15-12, 8-10 SEC

F – Malcolm Cesare, 11.7 ppg, 6.7 rpg
 F – Reggie Hannah, 12.6 ppg, 9.2 rpg
 C – Larry Brewster, 11.1 ppg, 4.6 rpg (Capt.)
 G – Ric Clarson, 7.0 ppg, 2.6 rpg
 G – Richard Gasper, 12.9 ppg, 3.1 rpg (Capt.)
 Top Subs: Al Bonner, 12.4 ppg, 4.6 rpg (Capt.)
 Bob Van Noy, 5.4 ppg, 2.9 rpg

1978-79

8-19, 3-15 SEC

F – Malcolm Cesare, 16.9 ppg, 6.9 rpg (Capt.)
 F – Maurice McDaniel, 10.7 ppg, 4.7 rpg
 C – Reggie Hannah, 13.2 ppg, 8.6 rpg
 G – Ric Clarson, 11.0 ppg, 2.3 rpg (Capt.)
 G – Mark Giombetti, 6.6 ppg, 2.2 rpg
 Top Subs: Jerry Bellamy, 4.1 ppg, 3.7 rpg
 Mike Milligan, 7.1 ppg, 2.9 rpg

1979-80

7-21, 2-16 SEC

F – Mike Milligan, 10.2 ppg, 3.9 rpg
 F – Bob Van Noy, 10.3 ppg, 4.9 rpg
 C – Reggie Hannah, 17.0 ppg, 8.9 rpg
 G – Jimmy Cotton, 6.9 ppg, 1.9 rpg
 G – Mark Giombetti, 12.4 ppg, 2.6 rpg
 Top Sub: Jim Grandholm, 3.6 ppg, 3.0 rpg

1980-81

12-16, 5-13 SEC

F – Vernon Delancy, 17.8 ppg, 5.0 rpg
 F – Ronnie Williams, 19.4 ppg, 9.0 rpg
 C – Tim Strawbridge, 5.1 ppg, 4.0 rpg
 G – Mike Milligan, 6.4 ppg, 4.2 rpg
 G – Mike Moses, 9.1 ppg, 2.1 rpg
 Top Subs: Mark Giombetti, 6.4 ppg, 2.4 rpg (Capt.)
 Kenny McCraney, 2.6 ppg, 1.1 rpg (Capt.)

1981-82

5-22, 2-16 SEC

F – Vernon Delancy, 10.3 ppg, 3.0 rpg
 F – Ronnie Williams, 21.3 ppg, 8.2 rpg
 C – Eugene McDowell, 9.9 ppg, 8.8 rpg
 G – Rob Harden, 9.4 ppg, 1.6 rpg
 G – Mike Moses, 6.1 ppg, 1.3 rpg
 Top Subs: Tony Rogers, 3.9 ppg, 1.5 rpg
 Rodney Williams, 2.8 ppg, 2.0 rpg (Capt.)

1982-83

13-18, 5-13 SEC

F – Vernon Delancy, 12.9 ppg, 2.9 rpg
 F – Ronnie Williams, 18.6 ppg, 8.8 rpg
 C – Eugene McDowell, 16.5 ppg, 8.5 rpg
 G – Charles Griffin, 6.2 ppg, 2.2 rpg
 G – Nabe Palmer, 5.3 ppg, 2.0 rpg
 Top Subs: George Jackson, 4.9 ppg, 2.2 rpg
 Randall Leath, 4.6 ppg, 2.0 rpg

1983-84

16-13, 11-7 SEC - NIT

F – Vernon Delancy, 8.9 ppg, 3.5 rpg (Capt.)
 F – Ronnie Williams, 16.6 ppg, 8.7 rpg (Capt.)
 C – Eugene McDowell, 12.4 ppg, 9.2 rpg
 G – Darryl Gresham, 11.9 ppg, 2.9 rpg
 G – Andrew Moten, 11.9 ppg, 3.1 rpg
 Top Subs: Joe Lawrence, 5.7 ppg, 1.8 rpg
 Randall Leath, 2.4 ppg, 2.1 rpg

1984-85

18-12, 9-9 SEC - NIT

F – Joe Lawrence, 4.1 ppg, 2.1 rpg
 F – Randall Leath, 6.0 ppg, 5.8 rpg
 C – Eugene McDowell, 14.2 ppg, 9.8 rpg (Capt.)
 G – Vernon Maxwell, 13.3 ppg, 2.4 rpg
 G – Andrew Moten, 16.6 ppg, 4.1 rpg
 Top Subs: Pat Lawrence, 2.5 ppg, 1.6 rpg
 Ronnie Montgomery, 2.7 ppg, 1.5 rpg
 Danny Sheldon, 3.0 ppg, 1.0 rpg

1985-86

19-14, 10-8 SEC - NIT Final Four

F – Joe Lawrence, 10.4 ppg, 3.4 rpg (Capt.)
 F – Kenny McClary, 5.6 ppg, 5.8 rpg
 G – Vernon Maxwell, 19.6 ppg, 4.5 rpg
 G – Ronnie Montgomery, 5.0 ppg, 2.3 rpg
 G – Andrew Moten, 16.9 ppg, 3.9 rpg (Capt.)
 Top Subs: Chris Capers, 3.7 ppg, 3.6 rpg
 Jon Currington, 3.0 ppg, 2.6 rpg
 Pat Lawrence, 3.5 ppg, 2.7 rpg

1986-87

21-10, 12-6 SEC - NCAA East Regional Semifinals*

F – Chris Capers, 8.3 ppg, 4.9 rpg
 F – Joe Lawrence, 8.3 ppg, 2.9 rpg (Capt.)
 C – Dwayne Schintzius, 10.9 ppg, 6.1 rpg
 G – Vernon Maxwell, 21.7 ppg, 3.7 rpg
 G – Andrew Moten, 16.0 ppg, 3.3 rpg (Capt.)
 Top Subs: Melven Jones, 6.0 ppg, 3.8 rpg
 Pat Lawrence, 4.1 ppg, 1.7 rpg
 Clifford Lett, 3.6 ppg, 1.2 rpg
 Kenny McClary, 4.7 ppg, 4.9 rpg
 Ronnie Montgomery, 1.5 ppg, 1.6 rpg

*NCAA Tournament games vacated by NCAA

1987-88

22-11, 11-7 SEC - NCAA Second Round* SEC Champions

F – Livingston Chatman, 12.6 ppg, 6.4 rpg
 F – Pat Lawrence, 7.2 ppg, 3.7 rpg
 C – Dwayne Schintzius, 14.4 ppg, 6.5 rpg
 G – Ronnie Montgomery, 6.0 ppg, 5.6 rpg
 G – Vernon Maxwell, 20.2 ppg, 4.2 rpg
 Top Subs: Dwayne Davis, 6.3 ppg, 4.7 rpg
 Clifford Lett, 4.3 ppg, 1.8 rpg

*NCAA Tournament games vacated by NCAA



USUAL STARTING LINEUPS

1988-89

21-13, 13-5 SEC - NCAA Tournament

F – Livingston Chatman, 16.1 ppg, 6.4 rpg
 F – Dwayne Davis, 13.3 ppg, 9.4 rpg
 C – Dwayne Schintzius, 18.0 ppg, 9.7 rpg
 G – Clifford Lett, 13.1 ppg, 4.2 rpg
 G – Renaldo Garcia, 8.1 ppg, 1.3 rpg
 Top Subs: Michael Kerr, 3.1 ppg, 2.6 rpg
 Brian Hogan, 2.9 ppg, 1.1 rpg
 Kelly McKinnon, 2.2 ppg, 0.5 rpg

1989-90

7-21, 3-15 SEC

F – Stacey Poole, 10.0 ppg, 4.3 rpg
 F – Hosie Grimsley, 5.9 ppg, 3.0 rpg
 C – Dwayne Davis, 12.3 ppg, 8.5 rpg
 G – Renaldo Garcia, 11.6 ppg, 2.4 rpg
 G – Scott Stewart, 5.3 ppg, 1.7 rpg
 Top Subs: B.J. Carter, 5.8 ppg, 2.8 rpg
 Brian Hogan, 3.8 ppg, 0.9 rpg
 Willie Jackson, 2.9 ppg, 2.1 rpg

1990-91

11-17, 7-11 SEC

F – Stacey Poole, 13.0 ppg, 5.5 rpg
 F – Hosie Grimsley, 3.9 ppg, 2.1 rpg or
 Craig Brown, 8.8 ppg, 3.0 rpg
 C – Dwayne Davis, 15.1 ppg, 7.4 rpg
 G – Scott Stewart, 4.0 ppg, 2.2 rpg
 G – Renaldo Garcia, 8.9 ppg, 2.9 rpg
 Top Subs: Brian Hogan, 4.8 ppg, 1.3 rpg
 Livingston Chatman, 10.7 ppg, 5.6 rpg
 Louis Rowe, 2.7 ppg, 1.7 rpg
 B.J. Carter, 2.7 ppg, 1.2 rpg

1991-92

19-14, 9-7 SEC - NIT Final Four

F – Stacey Poole, 17.9, 7.3 rpg
 F – Hosie Grimsley, 6.0 ppg, 2.6 rpg
 C – Andrew DeClercq, 8.8 ppg, 6.2 rpg
 G – Craig Brown, 10.8 ppg, 3.3 rpg
 G – Dan Cross, 5.6 ppg, 2.0 rpg
 Top Subs: Scott Stewart, 5.8 ppg, 2.5 rpg
 Brian Hogan, 4.7 ppg, 1.0 rpg
 Louis Rowe, 3.9 ppg, 1.7 rpg
 Martti Kuisma, 2.7 ppg, 1.7 rpg

1992-93

16-12, 9-7 SEC - NIT

F – Stacey Poole, 16.4 ppg, 6.4 rpg
 F – Hosie Grimsley, 5.8 ppg, 2.8 rpg
 C – Andrew DeClercq, 10.5 ppg, 7.1 rpg
 G – Craig Brown, 10.9 ppg, 3.2 rpg
 G – Dan Cross, 5.2 ppg, 1.8 rpg
 Top Subs: Martti Kuisma, 8.2 ppg, 3.4 rpg
 Scott Stewart, 7.3 ppg, 3.0 rpg
 Jermaine Carlton, 4.7 ppg, 2.0 rpg

1993-94

29-8, 12-4 SEC - NCAA Final Four

F – Andrew DeClercq, 8.8 ppg, 7.9 rpg
 F – Brian Thompson, 5.5 ppg, 3.9 rpg
 C – Dametri Hill, 12.7 ppg, 4.9 rpg
 G – Craig Brown, 14.8 ppg, 4.9 rpg
 G – Dan Cross, 15.7 ppg, 3.9 rpg
 Top Subs: Jason Anderson, 7.2 ppg, 3.8 rpg
 Martti Kuisma, 4.6 ppg, 2.4 rpg
 Greg Williams, 2.1 ppg, 1.1 rpg

1994-95

17-13, 8-8 SEC - NCAA Tournament

F – Andrew DeClercq, 13.2 ppg, 8.8 rpg
 F – Brian Thompson, 4.4 ppg, 3.6 rpg
 C – Dametri Hill, 13.7 ppg, 5.9 rpg
 G – Dan Cross, 18.0 ppg, 3.5 rpg
 G – Greg Williams, 8.4 ppg, 4.0 rpg
 Top Subs: Jason Anderson, 5.9 ppg, 3.8 rpg
 LeRon Williams, 2.6 ppg, 2.1 rpg
 Tony Mickens, 2.4 ppg, 2.0 rpg
 Dan Williams, 2.2 ppg, 0.7 rpg

1995-96

12-16, 6-10 SEC

F – Brian Thompson, 7.0 ppg, 6.0 rpg
 F – LeRon Williams, 10.0 ppg, 4.8 rpg
 C – Dametri Hill, 17.6 ppg, 7.8 rpg
 G – Eddie Shannon, 8.6 ppg, 3.7 rpg
 G – Greg Williams, 10.3 ppg, 5.0 rpg
 Top Subs: Greg Stolt, 7.1 ppg, 3.1 rpg
 Dan Williams, 2.5 ppg, 1.3 rpg
 Kendrick Spruel, 2.0 ppg, 1.0 rpg

1996-97

13-15, 5-11 SEC

F – Greg Stolt, 13.9 ppg, 6.1 rpg
 C – Damen Maddox, 5.9 ppg, 3.9 rpg
 G – Eddie Shannon, 13.2 ppg, 4.2 rpg
 G – Greg Williams, 11.3 ppg, 4.0 rpg
 G – Dan Williams, 5.6 ppg, 2.7 rpg
 Top Subs: Kenyan Weaks, 9.3 ppg, 2.6 rpg
 Jason Anderson, 6.6 ppg, 3.4 rpg
 Kendrick Spruel, 5.6 ppg, 2.8 rpg
 Joel Reinhart, 3.8 ppg, 3.1 rpg
 Greg Cristell, 3.8 ppg, 3.2 rpg

1997-98

14-15, 6-10 SEC - NIT

F – Greg Stolt, 12.0 ppg, 4.6 rpg
 C – Damen Maddox, 6.1 ppg, 5.4 rpg
 G – Jason Williams, 17.1 ppg, 6.7 rpg
 G – Eddie Shannon, 11.6 ppg, 4.2 rpg
 G – Kenyan Weaks, 12.7 ppg, 4.8 rpg
 Top Subs: Brent Wright, 7.4 ppg, 4.3 rpg
 Major Parker, 5.3 ppg, 2.1 rpg
 Dan Williams, 4.9 ppg, 1.7 rpg
 Obiora Nnaji, 3.6 ppg, 3.5 rpg

1998-99

22-9, 10-6 SEC - NCAA West Regional Semifinals

F – Mike Miller, 12.2 ppg, 5.2 rpg
 F – Brent Wright, 8.2 ppg, 5.9 rpg
 C – Udonis Haslem, 10.5 ppg, 5.0 rpg
 G – Eddie Shannon, 6.7 ppg, 4.8 rpg
 G – Kenyan Weaks, 11.3 ppg, 3.4 rpg
 Top Subs: Greg Stolt, 11.0 ppg, 3.3 rpg
 Teddy Dupay, 11.0 ppg, 2.8 rpg
 Major Parker, 5.0 ppg, 3.1 rpg
 LaDarius Halton, 5.1 ppg, 1.2 rpg

1999-2000

29-8, 12-4 SEC - NCAA Tournament Finalists

SEC Champions

F – Mike Miller, 14.1 ppg, 6.6 rpg
 F – Brent Wright, 8.3 ppg, 4.5 rpg
 C – Udonis Haslem, 11.8 ppg, 5.1 rpg
 G – Teddy Dupay, 8.6 ppg, 2.6 rpg
 G – Kenyan Weaks, 10.0 ppg, 2.7 rpg
 Top Subs: Donnell Harvey, 10.1 ppg, 7.0 rpg
 Brett Nelson, 8.1 ppg, 3.0 rpg
 Matt Bonner, 4.8 ppg, 3.2 rpg
 Justin Hamilton, 4.7 ppg, 1.7 rpg

2000-01

24-7, 12-4 SEC - NCAA Second Round

SEC Champions

F – Major Parker, 5.1 ppg, 3.4 rpg
 F – Matt Bonner, 13.3 ppg, 7.7 rpg
 C – Udonis Haslem, 16.8 ppg, 7.5 rpg
 G – Brett Nelson, 15.3 ppg, 4.3 rpg
 G – Teddy Dupay, 13.4 ppg, 2.3 rpg
 Top Subs: Brent Wright, 12.7 ppg, 6.2 rpg
 Justin Hamilton, 6.6 ppg, 1.8 rpg
 Orien Greene, 3.4 ppg, 2.4 rpg
 LaDarius Halton, 3.2 ppg, 1.5 rpg

2001-02

22-9, 10-6 SEC - NCAA Tournament

SEC East Champions

F – Matt Bonner, 15.6 ppg, 7.2 rpg
 F – Orien Greene, 5.2 ppg, 2.8 rpg
 C – Udonis Haslem, 16.0 ppg, 8.3 rpg
 G – Brett Nelson, 14.6 ppg, 3.3 rpg
 G – Justin Hamilton, 8.5 ppg, 3.8 rpg
 Top Subs: David Lee, 7.0 ppg, 4.7 rpg
 James White, 6.1 ppg, 2.9 rpg
 LaDarius Halton, 4.2 ppg, 1.5 rpg
 Bonell Colas, 3.6 ppg, 2.4 rpg

2002-03

25-8, 12-4 SEC - NCAA Second Round

F – Matt Bonner, 15.2 ppg, 6.1 rpg
 F – Matt Walsh, 12.2 ppg, 4.7 rpg
 C – David Lee, 11.2 ppg, 6.8 rpg
 G – Anthony Roberson, 12.3 ppg, 2.8 rpg
 G – Justin Hamilton, 8.0 ppg, 3.6 rpg
 Top Subs: Brett Nelson, 6.3 ppg, 2.1 rpg
 Bonell Colas, 4.8 ppg, 2.7 rpg
 Christian Drejer, 3.6 ppg, 2.4 rpg
 Adrian Moss, 2.5 ppg, 1.9 rpg

2003-04

20-11, 9-7 SEC - NCAA Tournament

F – Matt Walsh, 15.8 ppg, 4.8 rpg
 F – David Lee, 13.3 ppg, 6.8 rpg
 C – Adrian Moss, 6.8 ppg, 4.6 rpg
 G – Anthony Roberson, 17.9 ppg, 3.6 rpg
 G – Lee Humphrey, 3.8 ppg, 1.2 rpg
 Top Subs: Bonell Colas, 4.9 ppg, 3.1 rpg
 Chris Richard, 3.8 ppg, 2.6 rpg
 Mohamed Abukar, 2.7 ppg, 2.1 rpg

2004-05

24-8, 12-4 SEC - NCAA Tournament Second Round

SEC Tournament Champions

F – Corey Brewer, 7.5 ppg, 3.4 rpg
 F – David Lee, 13.6 ppg, 9.0 rpg
 C – Al Horford, 5.6 ppg, 6.5 rpg
 G – Matt Walsh, 14.6 ppg, 3.0 rpg
 G – Anthony Roberson, 17.5 ppg, 2.4 rpg
 Top Subs: Lee Humphrey, 4.8 ppg, 1.0 rpg
 Taurean Green, 3.9 ppg, 2.2 rpg
 Joakim Noah, 3.5 ppg, 2.5 rpg
 Chris Richard, 3.3 ppg, 2.5 rpg

2005-06

33-6, 10-6 SEC - NCAA Champions

SEC Champions - SEC Tournament Champions

F – Corey Brewer, 12.7 ppg, 4.8 rpg
 F – Joakim Noah, 14.2 ppg, 7.1 rpg
 C – Al Horford, 11.3 ppg, 7.6 rpg
 G – Lee Humphrey, 10.9 ppg, 1.9 rpg
 G – Taurean Green, 13.3 ppg, 4.7 rpg
 Top Subs: Chris Richard, 5.9 ppg, 3.6 rpg
 Walter Hodge, 3.8 ppg, 1.2 rpg
 Adrian Moss, 3.1 ppg, 2.4 rpg

2006-07

35-5, 13-3 SEC - NCAA Champions

SEC Champions - SEC Tournament Champions

F – Corey Brewer, 13.2 ppg, 4.7 rpg
 F – Joakim Noah, 12.0 ppg, 8.4 rpg
 C – Al Horford, 13.2 ppg, 9.5 rpg
 G – Lee Humphrey, 10.3 ppg, 1.3 rpg
 G – Taurean Green, 13.3 ppg, 3.7 rpg
 Top Subs: Chris Richard, 6.2 ppg, 3.7 rpg
 Walter Hodge, 5.7 ppg, 1.5 rpg
 Marreese Speights, 4.1 ppg, 2.6 rpg
 Dan Werner, 1.8 ppg, 1.3 rpg

2007-08

24-12, 8-8 SEC - NIT Final Four

F – Dan Werner, 9.1 ppg, 6.4 rpg
 C – Marreese Speights, 14.5 ppg, 8.1 rpg
 G – Walter Hodge, 10.4 ppg, 2.9 rpg
 G – Nick Calathes, 15.3 ppg, 6.1 rpg
 G – Jai Lucas, 8.5 ppg, 2.3 rpg
 Top Subs: Chandler Parsons, 8.1 ppg, 4.0 rpg
 Alex Tyus, 4.3 ppg, 2.6 rpg
 Adam Allen, 4.0 ppg, 0.8 rpg

2008-09

25-11, 9-7 SEC - NIT

F – Dan Werner, 8.9 ppg, 4.9 rpg
 F – Chandler Parsons, 9.2 ppg, 5.7 rpg
 C – Alex Tyus, 12.5 ppg, 6.2 rpg
 G – Walter Hodge, 8.9 ppg, 2.3 rpg
 G – Nick Calathes, 17.2 ppg, 6.4 rpg
 Top Subs: Erving Walker, 10.1 ppg, 2.3 rpg
 Kenny Kadji, 4.4 ppg, 2.7 rpg
 Ray Shipman, 3.8 ppg, 2.1 rpg
 Allan Chaney, 3.0 ppg, 2.1 rpg



USUAL STARTING LINEUPS

2009-10

21-13, 9-7 SEC - NCAA Tournament

F – Chandler Parsons, 12.4 ppg, 6.9 rpg
 F – Alex Tyus, 11.8 ppg, 6.9 rpg
 C – Vernon Macklin, 10.6 ppg, 5.5 rpg
 G – Kenny Boynton, 14.0 ppg, 2.7 apg
 G – Erving Walker, 12.6 ppg, 4.9 apg
 Top Subs: Dan Werner, 4.6 ppg, 4.1 rpg
 Erik Murphy, 3.5 ppg, 2.4 rpg
 Ray Shipman, 2.7 ppg, 1.6 rpg

2010-11

29-8, 13-3 SEC - NCAA Southeast Regional Final

SEC Champions

F – Chandler Parsons, 11.3 ppg, 7.8 rpg
 F – Alex Tyus, 9.1 ppg, 6.2 rpg
 C – Vernon Macklin, 11.6 ppg, 5.4 rpg
 G – Kenny Boynton, 14.2 ppg, 2.6 apg
 G – Erving Walker, 14.6 ppg, 3.4 apg
 Top Subs: Erik Murphy, 4.3 ppg, 2.3 rpg
 Patric Young, 3.4 ppg, 3.8 rpg
 Scottie Wilbekin, 2.4 ppg, 1.6 apg

2011-12

26-11, 10-6 SEC - NCAA West Regional Final

F – Erik Murphy, 10.5 ppg, 4.5 rpg
 C – Patric Young, 10.2 ppg, 6.4 rpg
 G – Kenny Boynton, 15.9 ppg, 2.7 apg
 G – Erving Walker, 12.1 ppg, 4.6 apg
 G – Bradley Beal, 14.8 ppg, 6.7 rpg
 Top Subs: Mike Rosario, 6.6 ppg, 1.4 rpg
 Will Yeguete, 4.4 ppg, 6.3 rpg
 Scottie Wilbekin, 2.6 ppg, 1.6 apg

2012-13

29-8, 14-4 SEC - NCAA South Regional Final

SEC Champions

F – Erik Murphy, 12.2 ppg, 5.5 rpg
 C – Patric Young, 10.1 ppg, 6.3 rpg
 G – Kenny Boynton, 12.0 ppg, 3.0 rpg
 G – Mike Rosario, 12.5 ppg, 2.6 rpg
 G – Scottie Wilbekin, 9.1 ppg, 5.0 apg
 Top Subs: Casey Prather, 6.2 ppg, 3.7 rpg
 Michael Frazier II, 5.6 ppg, 3.1 rpg
 Will Yeguete, 5.5 ppg, 5.8 rpg

2013-14

36-3, 18-0 SEC - Final Four

SEC Champions, SEC Tournament Champions

F – Will Yeguete, 4.9 ppg, 5.2 rpg
 F – Casey Prather, 13.8 ppg, 5.0 rpg
 C – Patric Young, 11.0 ppg, 6.2 rpg
 G – Scottie Wilbekin, 13.1 ppg, 3.6 apg
 G – Michael Frazier II, 12.4 ppg, 3.5 rpg
 Top Subs: Dorian Finney-Smith, 8.7 ppg, 6.7 rpg
 Kasey Hill, 5.5 ppg, 3.1 apg
 DeVon Walker, 2.4 ppg, 1.2 rpg

2014-15

16-17, 8-10 SEC

F – Dorian Finney-Smith, 13.1 ppg, 6.2 rpg
 C – Jon Horford, 6.5 ppg, 4.8 rpg
 G – Kasey Hill, 7.2 ppg, 4.5 apg
 G – Eli Carter, 8.8 ppg, 2.0 rpg
 G – Michael Frazier II, 12.1 ppg, 4.1 rpg
 Top Subs: Devin Robinson, 6.4 ppg, 2.8 rpg
 Alex Murphy, 5.1 ppg, 2.0 rpg
 Chris Walker, 4.7 ppg, 3.5 rpg

2015-16

21-15, 9-9 SEC

F – Devin Robinson, 9.0 ppg, 5.6 rpg
 F – Dorian Finney-Smith, 14.7 ppg, 8.3 rpg
 C – John Egbunu, 11.5 ppg, 6.5 rpg
 G – KeVaughn Allen, 11.6 ppg, 2.7 rpg
 G – Chris Chiozza, 7.2 ppg, 4.3 apg
 Top Subs: Kasey Hill, 9.1 ppg, 3.3 apg
 Justin Leon, 5.3 ppg, 3.1 rpg
 Kevarrius Hayes, 2.8 ppg, 2.6 rpg

2016-17

27-9, 14-4 SEC - NCAA East Regional Final

F – Devin Robinson, 11.1 ppg, 6.1 rpg
 F – Justin Leon, 7.4 ppg, 4.0 rpg
 C – John Egbunu, 7.8 ppg, 6.6 rpg
 G – Kasey Hill, 9.7 ppg, 4.5 apg
 G – KeVaughn Allen, 14.0 ppg, 2.4 rpg
 Top Subs: Canyon Barry, 11.4 ppg, 2.8 rpg
 Chris Chiozza, 7.2 ppg, 3.8 apg
 Kevarrius Hayes, 6.2 ppg, 4.4 rpg

2017-18

21-13, 11-7 SEC - NCAA Second Round

F – Keith Stone, 8.8 ppg, 4.3 rpg
 C – Kevarrius Hayes, 4.8 ppg, 5.0 rpg
 G – Egor Koulechov, 13.8 ppg, 6.4 rpg
 G – KeVaughn Allen, 11.0 ppg, 2.4 rpg
 G – Chris Chiozza, 11.1 ppg, 6.1 apg
 Top Subs: Jalen Hudson, 15.5 ppg, 3.9 rpg
 Mike Okauru, 3.8 ppg, 1.0 rpg
 Deaundrae Ballard, 3.7 ppg, 1.7 rpg

2018-19

20-16, 9-9 SEC - NCAA Second Round

F – Keyontae Johnson, 8.1 ppg, 6.4 rpg
 C – Kevarrius Hayes, 8.3 ppg, 6.3 rpg
 G – Andrew Nembhard, 8.0 ppg, 5.4 apg
 G – KeVaughn Allen, 11.8 ppg, 2.8 rpg
 G – Noah Locke, 9.4 ppg, 2.3 rpg
 Top Subs: Jalen Hudson, 9.3 ppg, 2.9 rpg
 Keith Stone, 6.1 ppg, 3.9 rpg
 Dontay Bassett, 2.7 ppg, 2.3 rpg

2019-20

19-12, 11-7 SEC - Postseason Canceled

F – Keyontae Johnson, 14.0 ppg, 7.1 rpg
 F – Kerry Blackshear Jr., 12.8 ppg, 7.5 rpg
 G – Andrew Nembhard, 11.2 ppg, 5.6 apg
 G – Noah Locke, 10.6 ppg, 2.5 rpg
 G – Scottie Lewis, 8.5 ppg, 3.6 rpg
 Top Subs: Tre Mann, 5.3 ppg, 1.9 rpg
 Ques Glover, 4.4 ppg, 1.0 rpg
 Omar Payne, 3.8 ppg, 3.6 rpg

2020-21

15-10, 9-7 SEC - NCAA Second Round

F – Anthony Duruji, 6.1 ppg, 4.4 rpg
 F – Colin Castleton, 12.4 ppg, 6.4 rpg
 G – Tre Mann, 16.0 ppg, 5.6 rpg
 G – Noah Locke, 10.6 ppg, 2.4 rpg
 G – Tyree Appleby, 11.3 ppg, 3.1 rpg
 Top Subs: Scottie Lewis, 7.9 ppg, 3.1 rpg
 Omar Payne, 3.8 ppg, 3.2 rpg
 Ques Glover, 2.5 ppg, 0.8 rpg



ALL-TIME LETTERMEN

Note: Spring season designations used for letterwinners and managers (e.g., 2018 for 2017-18 season). Hire dates used for assistant coaches, athletic trainers, strength coordinators and video coordinators.

A

Aaron, Patrick 1987, 88
 Abukar, Mohamed 2004
 Adams, J.S. 1917
 Adamson, John 1978, 79
 Agee, Robert 1969, 70, 71
 Al-Kaleem, Rashid 2003, 04
 Aldridge, Mike 1979
 Allen, Adam 2008, 11
 Allen, KeVaughn 2016, 17, 18, 19
 Anderson, Jason 1993, 94, 95, 97
 Appleby, Ryan 2004
Appleby, Tyree 2021
 Armstrong, Greg 1975, 76
 Atkinson, Bill 1946, 47, 48, 49 (C)

B

Baker, Ira 1930, 31, 32
 Baker, L.F. 1913
 Bales, Buddy 1962, 63 (C)
 Ballard, Deaundrae 2018, 19
 Baraks, Brad 1964
 Barbee, Tom 1962, 63 (C)
 Barnes, Ed 1977
 Barry, Canyon 2017
 Bassett, Dontay 2018, 19, 20
 Bates, Clayton 1993, 94, 95, 96
 Baxley, Tom 1963, 64, 65
 Beal, Bradley 2012
 Beckwith, Jack 1935, 36
 Beeler, Paul 1913 (C)
 Beeler, R.F. 1913
 Belden, Douglas 1945 (C)
 Bellamy, Jerry 1978, 79, 80
 Benefield, Roger 1956
 Benjamin, Edward 1945, 47
 Benton, Travis 1984
 Berry, Jack 2005, 06, 07
 Bert, Harold 1951
 Billings, Jerry 1951
 Blackshear Jr., Kerry 2020
 Boe, Dan 1970, 71, 72
 Boggan, Mario 2003
 Bonner, Al 1975, 76, 77, 78 (C)
 Bonner, Matt 2000, 01, 02, 03 (C)
 Boone, Donald 1958
 Boozer, Ray 1938
 Bostic, Don 1974, 75, 76, 77 (C)
 Bookers, Max 2002
 Boynton, Kenny 2010, 11, 12, 13
 Bradley, William 1931, 32, 33
 Brendler, Chuck 1957
 Brewer, Corey 2005, 06, 07
 Brewster, Larry 1975, 76, 77, 78 (C)
 Bridges, Lamar 1947
 Briggs, Russell 1951
 Brodus, Cornelius 1986
 Brown, A.E. 1926

Brown, Brennan 1932, 33 (C)
 Brown, Craig 1991, 92, 93, 94 (C)
 Brown, Douglas 1972
 Brown, Mike 1979
 Bryant, Aaron 1976
 Burgess, John 1953
 Burroughs, Johnny 1935, 36, 37
 Byrd, C.Y. 1920, 21, 22 (C)

C

Calathes, Nick 2008, 09
 Caldwell, Norman "Bruno" 1974, 75
 Capers, Chris 1986, 87, 88
 Capko, Chris 2003
 Carlton, Doyle 1942, 43 (C)
 Carlton, Jermaine 1993
 Carruthers, Bill 1928
 Carter, B.J. 1990, 91
 Carter, Eli, 2015
 Casares, Richard 1952, 53 (C)
 Castineyra, Rolli 1984, 85, 86, 87
Castleton, Colin 2021
 Ceravolo, Darryl 1972
 Cesare, Malcolm 1976, 77, 78, 79 (C)
 Chalker, Henry 1939, 40 (C)
 Chaney, Allan 2009
 Chason, Hubert 1937, 38
 Chatman, Livingston 1988, 89, 91
 Chewing, Vernon 1969
 Chiozza, Chris 2015, 16, 17, 18
 Christian, Floyd 1935, 36, 37 (C)
 Clark, Eddie 1962
 Clarson, Ric 1976, 77, 78, 79 (C)
 Clemons, Ben 1929, 30
 Clemons, W.N. 1931
 Close, Donald 1974, 75
 Cody, Neil 1961, 62
 Coe, Harry 1952, 53
 Cohen, M. 1920, 21
 Colas, Bonell 2001, 02, 03, 04
 Colson, K.D. 1929, 30
 Commander, Frank 1943
 Cooper, F.P. 1918
 Copeland, Ted 1953, 54, 55, 56 (C)
 Corbeau, Andre 1953
 Cornell, Henry 1949, 50
 Corso, John 1979
 Cotton, Jimmy 1978, 79, 80
 Cox, Clifford 1970, 71
 Cox, C. 1920 (C)
 Cox, W. 1920
 Coy, John 1977, 78
 Crabtree, Clyde 1928, 29
 Crafton, Reed 1986, 87
 Craig, Phil 1942
 Cristell, Greg 1997, 98
 Cross, Dan 1992, 93, 94, 95 (C)
 Cunkle, Curtis 1951, 52, 53
 Currington, Jon 1986
 Crejciec, Charlie 1937, 38

D

Davies, C., 1913
 Davis, Adriel 2000, 01
 Davis, Bob 1953
 Davis, Dwayne 1988, 89, 90, 91
 Davis, Tony 1993
 Decker, E. 1926
 DeClercq, Andrew 1992, 93, 94, 95 (C)
 Delancy, Vernon 1981, 82, 83, 84 (C)
 Delgado, Conrad 1946
 Dickens, Hayes 1981
 Donovan, Billy 2014
 Dorsett, Luke 1930, 31
 Doss, Lew 1954, 55
 Drejer, Christian 2003
 Dryden, Frank 1951
 Duncan, F.H. 1922
 Duncan, W.E. 1918
 Dunn, Harry 1967
 Dupay, Teddy 1999, 2000, 01
Duruji, Anthony 2021
 Duva, Anthony 1971
 Dyrkolbotn, Svein 1992, 93, 94, 95

E

Eddy, Byron 1923, 24, 25
 Edelson, Steve 1988
 Edminston, William 1945
 Edwards, Lexx 2014, 15, 16
 Edwards, Terry 1992
 Egbunu, John 2016, 17
 Eggleston, John 1953
 Elish, Steve 1940, 41, 42 (C)
 Emmelhainz, Mel 1930, 31, 32 (C)
 Emrick, Bob 1954, 55, 56, 57 (C)
 Enwall, Hayford 1925
 Eppert, Ken 1935, 36, 37
 Etheridge, Franklin 1959

F

Fahs, J. 1923
 Fava, Andrew 2018, 19
 Feazel, Kurt 1968, 69
 Felson, E. 1927
 Felson, Martin 1928
 Findley, Darryl 1991
 Findley, Earl 1970, 71 (C)
 Finney-Smith, Dorian 2014, 15, 16
 Fletcher, Tim 1972, 73, 74 (C)
 Ford, Charles 1943
 Forsyth, Bill 1935, 36
 Fotiou, Nick 1969, 70
 Fox, Newell 1958
 Francis-Ramirez, Brandone 2016
 Frazier II, Michael 2013, 14, 15
 French, C. 1927
 Fricke, Hudson 2008, 09, 10
 Friedman, Stan 1952
 Fritz, Chuck 1977, 78
 Fueyo, Louis 1943
 Futch, R.G. 1913

G

Gaither, Billy 1936
 Gak, Gorjok 2017, 18, 20
 Gangi, Larry 1957
 Garcia, Renaldo 1989, 90, 91
 Gates, Jerry 1964
 Giombetti, Mark 1979, 80, 81
 Glasper, Richard 1977, 78 (C)
 Glover, Ques 2020, 21
 Godwin, William 1949
 Goldstein, E.M. 1924, 25
 Gordon, Ike 1938
 Graham, Billy 1957
 Graham, Dennis 1983
 Graham, Dillon 2013
 Grandholm, Jim 1980
 Gray, H.L. 1922, 23
 Green, T.P. 1921
 Green, Taurean 2005, 06, 07
 Greene, Orien 2001, 2002
 Greiner, Augie 1953, 54, 55, 56
 Gresham, Darryl 1984, 85
 Griffin, Charles 1983, 84
 Griffiths, John 1994, 95, 96, 97
 Grimsley, Hosie 1990, 91, 92, 93 (C)
 Gruetzmacher, Robert 1945
 Gunn, George 1931, 33, 34 (C)
 Gurley, Bill 1988

H

Hager, Jack 1942, 43, 46
 Haimovitch, Seth 2002, 03, 04
 Hait, Kenneth 1923, 24
 Hall, Brady 1945
 Halton, LaDarius 1999, 01, 02
 Hamilton, Harry 1947, 48, 49, 51
 Hamilton, Justin 2000, 01, 02, 03 (C)
 Hampton, Theo 1952
 Hannah, Reggie 1978, 79, 80
 Harby, Earl 1935
 Harden, Rob 1982
 Harris, R.A. 1916, 18
 Harris, Wade 1983
 Hartsaw, Ken "Pete" 1946 (C)
 Harvey, Donnell 2000
 Haskins, Harold 1945, 49, 51
 Haslem, Udonis 1999, 2000, 01, 02
 Hausenbauer, Eddie 1942
 Hayes, Kevarrius 2016, 17, 18, 19
 Hayford, Warren 1915
 Henderson, Brooks 1963, 64, 65 (C)
 Henderson, Gerald 1956, 57, 58
 Henderson, Jeff 1946, 47
 Henderson, W.B. 1914, 15 (C), 18
 Hester, L.F. 1913
 Heuck, C. 1920
 Highley, Mont 1963, 64 (C), 65
 Highley, Skip 1965, 66, 67 (C)
 Hill, Dametri 1993, 94, 95, 96 (C)
 Hill, Kasey 2014, 15, 16, 17
 Hirsch, Earl 1932
 Hitchins, George 1951, 52



ALL-TIME LETTERMEN

Hoban, Richard 1958, 59 (C)
 Hobbs, Joe 1956, 57, 58 (C)
 Hodge, Walter 2006, 07, 08, 09
 Hodskins, Zach 2015, 16
 Hoffman, Jay 1952
 Hoffmann, Bob 1963, 64, 65, 66 (C)
 Hogan, Brian 1989, 90, 91, 92
 Holland, S.L. 1915
 Hoover, Jerry 1970, 71, 72 (C)
 Horford, Al 2005, 06, 07
 Horford, Jon, 2015
 Horton, Jamaal 1998
 Houston, Scooter 1970, 71
 Hudson, Jalen 2018, 19
 Huertas, David 2006
 Hughes, Harold 1938
 Hughes, Jimmy 1932, 33, 34
 Hughes, K.K. 1921
 Humphrey, Lee 2004, 05, 06, 07

I

Igou, Bob 1925, 26
 Ingram, Cornelius 2005

J

Jackson, George 1982, 83, 84
 Jackson, Willie 1990, 91
 Jarrett, Jim 1962
 Jaycox, Theodore 1949, 50, 51 (C)
 Jenkins, Wyndell 1988, 89
 Jeremiassen, H. 1920, 21

Jitoboh, Jason 2020, 21

Johnson, 1914
Johnson, Keyontae 2019, 20, 21
 Johnson, Les 1951
 Johnston, Edgar 1950
 Jones, Edgar 1924 (C), 25 (C)
 Jones, John 1957
 Jones, Melven 1986, 87
 Jung, George 1959, 60, 61

K

Kadji, Kenny 2009, 10
 Keller, Gary 1965, 66, 67
 Kelley, Harold 1971
 Kerr, Michael 1989, 90
 King, Dave 1984
 King, Ronnie 1999, 2000, 02
 Kinney, Erron, 1997
 Kinsey, H.D. 1934
 Kiracofe, Joe 1926, 27
Klatsky, Alex 2021
 Kliewer, David 2000, 01
 Koch, William A. 1939
 Koss, Bill 1963, 64, 65
 Koulechov, Egor 2018
 Krause, Mak 2018, 19
 Kuisma, Martti 1991, 92, 93, 94
 Kurtz, Jacob 2012, 13, 14, 15

L

Lalich, Todd 1969

Land, William 1946
Lane, Niels 2021
 Larson, Cody 2012
 Lawrence, Joe 1984, 85, 86 (C), 87 (C)
 Lawrence, Pat 1985, 86, 87, 88
 Leach, Bill 1951, 52
 Leath, Randall 1982, 83, 84, 85
 Leatherwood, Michael 1968, 69
 Lederman, Michael 1973, 74, 75, 76 (C)
 Lee, Antrone 1996
 Lee, David 2002, 03, 04, 05
 Lee, E. O. 1942
 Lee, James 1990
 Leibowitz, Richard 1963
 Leon, Francisco 1985
 Leon, Justin 2016, 17
 Lett, Clifford 1986, 87, 88, 89 (C)
 Letzkus, Joe 1926, 27
 Lewis, Scottie 2020, 21
 Lewis, Skip 1969
 Licker, Ralph 1946
 Lindsay, Bob 1975, 76
 Locke, Noah 2019, 20, 21
 Lorenz, Ernest 1971
 Love, Jack 1935
 Love, Jimmy 1932, 33, 34
 Lubel, William 1946
 Lucas, Jai 2008
 Lukco, Ed 1969, 70, 71
 Luyk, Clifford 1960, 61, 62
 Lyons, Nino 1979

M

Macklin, Vernon 2010, 11
 Maddox, Damen, 1995, 96, 97, 98
 Madison, W.M. 1921 (C)
 Mahoney, Ed 1965, 66
 Manchester, Bud 1942
 Manee, Harry 1951
 Mann, Tre 2020, 21
 Marshall, Otis 1924
 Matthews, Tony 1980
 Maxwell, Vernon 1985, 86, 87, 88

May, Jack 2021

Maynard, Jack 1938, 39, 40 (C)
 McCarty, John 1937
 McClanahan, Kyle 2009, 10
 McClary, Kenny 1985, 86, 87, 88
 McCraney, Ken 1978, 79, 80, 81 (C)
 McDaniel, Maurice 1979, 80
 McDowell, Eugene 1982, 83, 84, 85 (C)
 McElroy, Gary 1966, 67, 68
 McFarland, Mike 1996, 97, 98
 McGinnis, Michael 1968, 69
 McKinnon, Kelly 1989, 90
 McLucas, Leonard 1928, 29, 30
 Meeks, Malcolm 1972
 Meigs, Joe 1961, 62
 Merchant, Louis 1959, 61, 62 (C)
 Merritt, G. 1913
 Metzger, Joe 1961, 62
 Meyers, Vachon 1950

Mickens, Tony 1994, 95
 Miller, David 1966, 67, 68 (C)
 Miller, Dean 1939, 40
 Miller, Jeff 1970, 71
 Miller, Julian 1947, 48, 49, 50 (C)
 Miller, Mike 1999, 2000
 Miller, N.W. 1922, 23
 Miller, Tony 1971, 72, 73 (C)
 Milligan, Mike 1979, 80, 81
 Millman, Manning 1927
 Mitchell, Don 1925, 26
 Mitchell, Jonathan 2007, 08
 Mitchell, Thomas 1952
 Montgomery, Ronnie 1985, 86, 87, 88
 Moon, Paul 1938
 Moore, Bruce 1964
 Moore, Eddie 1934
 Moore, Jerry 1974, 75, 76
 Morrison, Carlos 1961, 62, 63
 Morrow, Hubert 1953
 Morton, Paul 1964, 65, 66 (C)
 Moses, Mike 1981, 82
 Mosney, Paul 1959, 60, 61
 Moss, Adrian 2003, 04, 05, 06
 Moss, Roland 1921, 22, 23 (C)
 Moten, Andrew 1984, 85, 86 (C), 87 (C)
 Murphy, Alex 2015, 16
 Murphy, Erik 2010, 11, 12, 13

N

Nagle, Bill 1971
 Nelson, Brett 2000, 01, 02, 03 (C)
 Nembhard, Andrew 2019, 20
 Newton, Ark 1923, 26
 Newton, R.O. 1922
 Newton, Virgil 1924
 Nichols, Bob 1956
 Nims, Bob 1953, 54, 55
 Nnaji, Obiora 1998, 99
 Noah, Joakim 2005, 06, 07
 North, Merle, 1929
 Norton, Clyde 1923
 Norton, Pete 1925
 Nunez, Eddie 1997, 98

O

O'Berry, W.H. 1916
 O'Connor, Patrick 1998, 99
 Okauru, Mike 2018, 19
 Ogbueze, Braxton 2013
 Osifo, Osayi 2021
 Owens, Andrew 1968, 69, 70 (C)
 Oxford, James 1937

P

Pace, Richard "Dick" 1947, 48
 Palmer, Nabe 1982, 83, 84
 Parker, Major 1998, 99, 2000 (C), 01 (C)
 Parsons, Chandler 2008, 09, 10, 11
 Payne, Omar 2020, 21
 Payne, Shane 2008
 Peek, Richard 1964

Pemberton, William 1943
 Pennington, Fonia 1937
 Perrine, George 1928, 29 (C), 30
 Perry, Marty 1981
 Petersen, Robert 1951
 Pike, Charles 1956, 58, 59 (C)
 Pitchford, Walter 2012
 Pittman, R.G. 1931, 32
 Pittman, R.S. 1933
 Platt, Harry Jr. 1943
 Poh, Ronald 1961
 Poole, Stacey 1990, 91, 92, 93 (C)
 Poore, Ed 1966, 67
 Porter, Steve 1977, 78
 Potter, A.H. 1922
 Powell, Brandon 2007
 Powell, Sonny 1952, 53, 54, 55 (C)
 Prather, Casey 2011, 12, 13, 14
 Pulliam, L.C. 1913
 Purvis, Tom 1971
 Puschak, Tom 1953
 Pyle, C.E. 1913

R

Rabhan, Walter 1958, 59, 60
 Ramos, Jose 1989
 Ramsdell, W.A. 1914, 15, 16
 Ramsey, Jeff 1965, 66, 67
 Ratliffe, Willie 1953
 Raybon, Al 1938
 Reen, Pat 1938, 40, 41
 Reinhart, Joel, 1994, 95, 96, 97
 Repass, Joseph 1975
 Richard, Chris 2004, 05, 06, 07
 Rickett, Robert 1934, 35, 36
 Rimmer, Schuyler 2016, 17
 Roberson, Anthony 2003, 04, 05
 Roberts, Roy 1951, 52, 53 (C)
 Robinson, Devin 2015, 16, 17
 Robles, O.S. 1916
 Rogers, Tony 1982, 83
 Roher, Dick 1958
 Rollyson, Mike 1966, 67, 68
 Rome, Roger 1975
 Rosario, Mike 2012, 13
 Roseboro, Quan 1980
 Roseboro, Melvin 1980
 Rowe, Louis 1991, 92
 Ruzhentsev, Samson 2021
 Ryan, Robert 1943, 46

S

Sadler, Gene 1962
 Salzer, Billy 1929
 Sanders, Len 1976, 77 (C)
 Sarra, Lamar 1925, 26 (C)
 Saso, Mark 1985, 86
 Schintzius, Dwayne 1987, 88, 89, 90
 Schintzius, Travis 1990
 Schulman, Harold 1950, 51
 Seay, Erwin 1926
 Shannon, Eddie 1996, 97, 98, 99 (C)



ALL-TIME LETTERMEN

Shearer, Welcome 1933, 34, 35 (C)
 Sheldon, Danny 1984, 85
 Shellabarger, Curtis 1974
 Sherwood, Robert 1958, 59, 60 (C)
 Shipman, Ray 2009, 10
 Shiver, Robert 1959, 60, 61 (C)
 Shy, Eugene 1973, 74, 75, 76 (C)
 Sikes, J.F. 1914, 16
 Simpson, Thomas 1959, 60
 Smathers, George 1934, 35, 36 (C)
 Smith, Charles 1957
 Smith, Harry 1924, 25
 Smith, Horace 1924
 Smith, Red 1926, 27 (C)
 Smyth, Robert 1974, 75, 76, 77 (C)
 Sommese, Lanny 1963, 64
 Sparkman, J. 1918
 Speights, Marreese 2007, 08
 Spruel, Kendrick 1996, 97
 Stanley, W.A. 1924, 25
 Steger, Henry 1943
 Stevenson, Andy 1952
 Stewart, Scott 1990, 91, 92, 93 (C)
 Stobbs, Thomas 1945
 Stokes, Elam 1951
 Stokes, Taylor 1962, 63, 65
 Stokely, Ron 1956, 57
 Stokes, Isaiah 2019
 Stolt, Greg 1996, 97, 98, 99 (C)
 Stone, Keith 2017, 18, 19
 Strawbridge, Tim 1981
Sutherland, Christopher 2020
 Swanson, Brett 2006, 07
 Swanson, C. 1913
 Swanson, F.M. 1914
 Swanson, R.G. 1913
 Swanson, T.J. 1914 (C) 15, 16

T

Talbot, Bill 1951
 Tanzler, Hans 1947, 48, 49, 50 (C)
 Telepas, George 1958
 Teshler, Howey 1952
 Thompson, Brian 1993, 94, 95, 96 (C)
 Thompson, H.L. 1925, 26
 Thompson, L.L. 1922, 23, 24
 Thompson, Mark 1972, 73, 74 (C)
 Thompson, Norris 1940, 41
 Timinski, Mark, 1997, 98, 99
 Tishman, Rod 2010
 Tomlinson, Dick 1963, 64, 65
 Touchberry, Burt 1954, 55, 56, 57
 Tringas, Johnnie 1952, 53, 54
 Trogdon, George 1927
 Turner, James 1945
 Turner, Tim 1990, 91, 92
 Tyler, Garrett 2005, 06, 07
 Tyus, Alex 2008, 09, 10, 11

U

Ulmer, Jeremy 1991, 92

V

VanCamp, Roy 1914, 15, 16 (C)
 Van Ness, Kenneth 1972
 Van Noy, Bob 1978, 80
 Van Sickle, Dale 1928, 29, 30 (C)
 Vargas, Eloy 2009
 Vasquez, Richard 1968, 69
 Veque, Martin 1927
 Victor, Johnny 2016
 Vinal, Nelson 1951
 Visscher, David 1983, 84

W

Waddell, Gary 1971, 72
 Walk, Neal 1967, 68, 69 (C)
 Walker, Chris 2014, 15
 Walker, DeVon 2013, 14, 16
 Walker, Erving 2009, 10, 11, 12
 Walker, Ion 1926, 27, 28
 Walker, Johnny 1989
 Walker, Troy 1972
 Walsh, Matt 2003, 04, 05
 Walton, Bud 1939, 40
 Walton, W.L. 1941
 Ward, H. 1920
 Ward, W. 1920, 21
 Warner, Robert 1933, 34, 35
 Waters, Dale 1929, 30, 31 (C)
 Watts, Chip 1981
 Weaks, Kenyan 1997, 98, 99, 2000 (C)
 Weisenberg, Michael 2008
 Welch, William 1945, 48, 49
 Weller, Richard 1950, 51
 Welsch, Boyd 1967, 68, 69
 Werner, Dan 2007, 08, 09, 10
 Wetherington, Merrill "Red" 1951, 52
 Wheeler, Rick 1958
 Whiddon, Clifford 1937
 Whitaker, Glenn 1924
 White, James 2002
 Wilbekin, Scottie 2011, 12, 13, 14
 Williams, Chip 1973, 74, 75 (C)
 Williams, Dan 1995, 96, 97, 98
 Williams, Dennis 1974, 75
 Williams, Greg 1994, 95, 96, 97
 Williams, Jason 1998
 Williams, LeRon 1995, 96
 Williams, Rodney 1982, 83
 Williams, Ronnie 1981, 82, 83, 84 (C)
 Williams, Steve 1972, 73, 74 (C)
 Williams, Tony 1988
 Williams, Wayne 1958
 Winkler, Harry 1966, 67, 68
 Wood, C.P. 1918
 Woods, J.P. 1928
 Woolery, Richard 1945
 Worley, Lee 1924
 Wright, Brent 1998, 99, 2000 (C), 2001 (C)

Y

Yeguete, Will 2011, 12, 13, 14

Yinshannis, Frank 1939, 40, 41 (C)
 Yonge, J.E. 1916
 Young, Patric 2011, 12, 13, 14
 Young, Tyrone 1981

Z

Zdanzukas, Vincent 1939, 40, 41
 Zinn, James 1956, 57, 58



ALL-TIME LETTERMEN

All-Time Managers

Adams, Garth (1985-86)
 Adel, Josh (Head Manager; 2008-12)
 Ahlberg, Rick (1973-76)
 Argo, Jennigs (1954)
 Argo, William Jr. (1955)
 Ausley, Chas. (Freshman Manager; 1927)
 Ball, Quentin (1996-2000)
 Barton, Brian (Head Manager; 1997-2002)
 Beckworth, Tarvis (1998)
 Bell, Douglas (Freshman Manager; 1961)
 Benzion, Kyle (2011)
 Blinder, Eric (2006)
 Brendler, Charles (Varsity Manager; 1958)
 Brendler, Chuck (1959)
 Boley, Bob (Varsity Manager; 1929-30)
 Bopp, Jesse (2009)
 Boynton, William B. (1939-40)
 Buchert, Mike (1997-2001)
 Buhmeyer, Gary (Freshman Manager; 1960)
 Burkhardt, Dan (2010-11)
 Byrd, C.Y. "Check" (Varsity Manager; 1921-23)
 Carter, Evan (2010-11)
 Carter, Stott (1996-2001); Head Manager (2001)
 Cody, Neal (1962-63)
 Cook, Mike (1980-82)
 Cox, Daniel (1990-91)
 Crawford, Carl (Varsity Manager; 1960)
 Crayne, Bob (1977-78)
 Daigneault, Mark (2011-12)
 Darby, Tim (2001-04)
 Datz, Harold Jay (Freshman Manager; 1957)
 Davis, C.W. Butch (Freshman Manager; 1962)
 Donovan, Colby (2010-14); Head Manager (2013-14)
 Draper, Daryl (1992)
 Edwards, Brian (1993)
 Essrig, Marvin (Varsity Manager; 1940-42)
 Farring, Richmond R. (Freshman Manager; 1958)
 Fava, Andrew (2017)
 Fitzpatrick, Cody (2016)
 Fleet, Erwin (1944-47)
 Foote, Nicholas (1990)
Forstot, Max (2020-21)
 Fuller, Tom (Varsity Manager; 1925-27)
 Fryer, Byrd (Varsity Manager; 1935-36)
 Galloway, Wayne (1972-73)
 Gard, Casey (1987)
 Gatliff, Robert (Varsity Manager; 1964-65)
 Gilbert, Brandon (2012-14)
 Gilreath, Kyle (2005-09)
 Grimberg, Steven (1993-95)
 Grubar, Bob (1979)
 Guin, Jeff (1995-97; Head Manager 1997)
 Gonzalez, Ben (2016-18)
 Harby, Earl (1935)
 Hardin, Ryan (1993-94)
 Harris, David (2009-10)
 Havery, Don (Freshman Manager; 1968-69)
 Herlong, Byron (Varsity Manager; 1933-34)
 Hershberger, Sam (2018-19)
 Hewitt, Bobby (1988)
 Hyhdn, Sobal (Freshman Manager; 1928)
 Jackson, Ryan (2018-21)
 Jamerson, LaVern (Varsity Manager; 1955-57)
 Jensen, David (Freshman Manager; 1951)
 Johnson, Bruce (Varsity Manager; 1951-53)
 Jones, Edgar (1923-24, Freshman Manager, 1923)
 Jones, Kirk (1988)
 Kalishman, Allen ("B" Team Manager; 1954)
 Kennedy, W.M. (1913)
 King, Ryan (2006-09)

Klein, Tim (1988-90; Head Manager 1991-95)
 Klepper, Irving (Freshman Manager; 1936)
 Koontz, Joey (2006-09)
 Krause, Mak (2016-17)
 Kurtz, Jacob (2011)
 Lewis, Hal Graham (Freshman Manager; 1958)
 Loggins, George Lester (Varsity Manager; 1970-73)
 Lolio, Michael (2017)
 Madison, Bill (1920-21)
 Marinak, Bob (1987-88)
 Maultsby, Dan (Freshman Manager; 1935)
 McCall, Matt (Head Manager; 2002-06)
 McCarty, Dan (Varsity Manager; 1932-33)
 McClellan, Broward (Varsity Manager; 1930-31)
 McCloskey, Ryan (2017-18)
 McCool, Clay (2019-20)
 McGinnis, Richard Alan (Freshman Mgr.; 1971-72)
 McKinley, Caleb (2018-21)
 McLain, James (Varsity Manager; 1949-50)
 Mervis, Chad (Head Manager; 2012-16)
 Miller, J.A. (1914)
 Miller, Mark (1991)
 Miller, Walter (Freshman Manager; 1955)
 Mitchell, Edward (Varsity Manager; 1938-39)
 Mixon, Mickey (Freshman Manager; 1942)
 Moats, David (2013-14)
 Moon, Lee (2003-05)
 Moreland, Jordan (2013-17)
 Morris, Brandon (2012)
 Neal, Cody (Varsity Manager; 1963)
 Newkirk, Jack (Freshman Manager; 1965-67)
 Newsome, Miles (2019)
 Nunez, Eddie (Head Manager; 2000)
 Nunez, Mike (1996-97)
 Owens, Marcus (Varsity Manager; 1928-29)
 Paquiot, Richardson (2015-17)
 Pent, Vennie (1960-61)
 Pittman, Wesley (2015-16)
 Poms, Eric (1985; Head Manager 1987-90)
 Pozatek, Bob (Head Manager; 1999-2002)
 Price, Jack (Freshman Manager; 1934)
 Pugh, John (Freshman Manager; 1963)
 Pully, Stephen (Freshman Manager; 1956)
 Rafaniello, John (1985)
 Reeves, Brian (2002-05)
 Rion, Bill (Freshman Manager; 1942)
 Schneider, Al (1943)
 Seitlin, Jack (Freshman Manager, 1939)
 Seitz, Justin (2011)
 Shelby, Saul (Freshman Manager; 1938)
 Sidney, Richard (Varsity Manager; 1951)
 Sikes, J. (1915)
 Siverling, Matt (2003-04)
 Smith, Jamie (2010)
 Starkman, Daniel (2012-15; Head Manager 2015)
 Stein, Mike (1993-96)
 Sutherland, Christopher (2019-21)
 Thompson, Jack (Varsity Manager; 1927-28)
 Thompson, William Lewis (Freshman Manager; 1950)
 Vejraska, Cory (2014-15)
 Visscher, Jon (1983-85; Head Manager 1985)
 Waddell, Josh (1995-97)
 Warren, Jack (2016-20)
 Weathers, Scott (1987-88)
 Webber, Owen (Varsity Manager; 1965-66)
 Weinar, Mike (2005-08)
 Weisman, Steve (1949)
 Willys, Doug (Freshman Manager; 1969-70)
 Winters, Ryan (2006-07)
 Wise, Matt (2012-13)
 Wittenstein, Joe (Varsity Manager; 1937-38)

Wolinski, Herbert (Freshman Manger; 1942)
 Yarnall, William (Varsity Manager; 1931-32)
 Yon, Peyton (Varsity Manager; 1936-37)
 Young, Ben (Varsity Manager; 1968-69)
 Zehner, Todd (1990), Head Manager (1993)
 Zetrouer, Gary (1996-99; Head Manager 1999)
 Zhelesnik, Greg (2010)

Assistant Coaches

Since 1950

Brown, James (1976-82)
 Burno, Rashon (2012-15)
 Buford, R.C. (1993-94)
 Grant, Anthony (1996-2006)
 Grubar, Dick (1973-78)
 Henderson, Brooks (1965-66)
 Henry, Billy (1970-72)
 Hughes, Rick (1989-90)
 Jones, Donnie (1996-2007)
 Kamla, Elden (1978-80)
 Lanier, Rob (2007-11)
 May, Dusty (2015-18)
 McCachren, Jim (1949-72)
 McCall, Matt (2011-15)
 McCraney, Kenny (1982-89)
 McCullum, Robert (1990-96)
 Mincy, Jordan (2015-21)
Miskdeen, Akeem (2021-present)
 Moore, Perry (1961-64)
 Nicholls, Biff (1980-83)
 Nichols, Darris (2015-21)
 Ostrom, Tom (2002-04)
Pastrana, Erik (2021-present)
 Pelphrey, John (1996-2002, 2011-15)
Pinkins, Al (2018-present)
 Pitino, Richard (2009-11)
 Preston, Lewis (2006-08)
 Roberts, Norm (2011-12)
 Robinson, Dave (1979-80)
 Shepherd, Mike (1994-96)
 Shyatt, Larry (2004-11)
 Smart, Shaka (2008-09)
 Speraw, Kirk (1990-93)
 Stevens, Bobby (1989-90)
 Stewart, Ron (1990-96)
 Swander, Bob (1960-61)
 Towe, Monte (1980-89)
 Truax, Terry (1973-76)
 Visscher, Ed (1978-80)
 Weber, Phil (1984-89)

Athletic Trainer

(Since 1950)

Barton, Bobby (1970-71)
 Cunningham, Jim (1963-65)
 Golin, Ernie (1969)
 Greathouse, Brady (1966-67)
 Griffith, Tony (1973-79)
 Jackson, Sidney (1961)
 Koenig, Chris (1992-2004)
 Lankford, Sam (1950-62)
 Mackie, Jim (1982-87)
 Lynn, Ken (1968)
 Mackie, Jim (1985-87)
 Schwake, Fred (1972)
 Sutton, Tony (1988-90)
 Webster, Keith (1980-81)
Werner, Dave (2004-present)

Strength & Conditioning

(Since 1992)
 Caldwell, Scott (1992-93)
 Glass, Rob (1997-99)
Greene, Preston (2011-present)
 Herring, Matt (2004-11)
 Moorer, Pat (1994-96)
 Webster, Scott (2000-04)

Dir. of Basketball Ops

Blake, Jonathan (2018-present)
 Church, Kyle (2015-18)
 Hertz, Darren (2005-15)

Asst. to the Head Coach

Blake, Jonathan (2017-18)
 Daigneault, Mark (2012-14)
Douglas, Bryce (2020-present)
 Schmidt, Billy (2014-15)

Video Coordinator

Beaupre, Adam (2005-11)
 Blake, Jonathan (2015-17)
 Gash, Peter (2014-15)
 Hertz, Darren (2001-05)
 Winterbone, Oliver (2011-14)

Scouting Director

Douglas, Bryce (2017-19)



ALL-TIME NUMERICAL ROSTER

The following numbers are legal: 0, 00, 1, 2, 3, 4, 5, 10, 11, 12, 13, 14, 15, 20, 21, 22, 23, 24, 25, 30, 31, 32, 33, 34, 35, 40, 41, 42, 43, 44, 45, 50, 51, 52, 53, 54 and 55. Team rosters can include 0 or 00, but not both. From 1958 to 1999 the numbers 1 and 2 were prohibited.

Note: Spring season designations used (e.g., 2021 for 2020-21 season).

0

Ques Glover (2020-21)
Mike Okauru (2018-19)
Kasey Hill (2014-17)
Jacob Kurtz (2012-13)
Jonathan Mitchell (2008)

00

Brent Wright (1998-2001)
Ronnie Montgomery (1985-88)
Nino Lyons (1979)
Richard Gasper (1977-78)

1

Tre Mann (2020-21)
Chase Johnson (2018)
Devin Robinson (2017)
DeVon Walker (2016)
Eli Carter (2014-15)
Kenny Boynton (2010-13)
Eloy Vargas (2009)
Brett Swanson (2006-07)
Anthony Roberson (2003-05)
Orien Greene (2001-02)

2

Samson Ruzhentsev (2021)
Andrew Nembhard (2019-20)
Eric Hester (2017)
Brandone Francis-Ramirez (2016)
Corey Brewer (2005-07)
Mario Boggan (2003)
James White (2002)
Ronnie King (2000-01)

3

Alex Klatsky (2021)
Jalen Hudson (2018-19)
Devin Robinson (2015-16)
Mike Rosario (2012-13)
Ray Shipman (2009-10)
Brandon Powell (2007)
Seth Haimovitch (2002-04)
Eddie Shannon (1998-99)
Brian Thompson (1993-96)
Tim Turner (1991-92)
Pat Lawrence (1985-88)
Travis Benton (1984)
Marty Perry (1981)
Augie Greiner (1953)
Sonny Powell (1952)
George Hitchins (1951)

4

Anthony Duruji (2021)
Egor Koulechov (2018)
KeVaughn Allen (2016)
Patric Young (2011-14)

Kyle McClanahan (2009)
Shane Payne (2008)
Adrian Moss (2003-06)
Donnell Harvey (2000)
Mark Timinski (1997-99)
Antrone Lee (1996)
Craig Brown (1991-94)
Damon Dragotis (1988)
Joe Lawrence (1984-87)
Andre Corbeau (1953)
Thomas Mitchell (1952)
Bill Talbot (1951)

5

Omar Payne (2020-21)
KeVaughn Allen (2017-19)
Alex Murphy (2015-16)
Scottie Wilbekin (2011-14)
Jai Lucas (2008)
Chris Capko (2003)
Teddy Dupay (1999-2001)
Jason Anderson (1993-95, 1997)
Andrew Moten (1984-87)
Joe Repass (1974)
Stan Friedman (1952)
Dick Weller (1951)

10

Noah Locke (2019-21)
Dorian Finney-Smith (2014-16)
Cornelius Ingram (2005)
Christian Drejer (2004)
Brett Nelson (2000-03)
Greg Williams (1994-97)
Tony Davis (1993)
B.J. Carter (1990-91)
Jose Ramos (1989)
Patrick Aaron (1987-88)
Ronnie Montgomery (1985)
Mike Moses (1981-82)
Quan Roseboro (1980)
Norm "Bruno" Caldwell (1974-75)
Mark Thompson (1971)
Bob Nims (1953)

11

Keyontae Johnson (2019-21)
Chris Chiozza (2015-18)
Lexx Edwards (2014)
Braxton Ogbueze (2013)
Erving Walker (2009-12)
Taurean Green (2005-07)
Christian Drejer (2003)
Ronnie King (1999)
Jamaal Horton (1998)
Dan Williams (1995-98)
Scott Stewart (1990-93)
Vernon Maxwell (1985-88)
Dave King (1983)
Melvin Roseboro (1980)
Don Bostic (1974)
Tony Miller (1971-73)
Willie Ratliffe (1953)
Roy Roberts (1951)

12

Colin Castleton (2021)
Gorjok Gak (2017-20)
Zach Hodskins (2016)
Dillon Graham (2013-15)

Lee Humphrey (2004-07)
Justin Hamilton (2000-03)
Dan Cross (1992-95)
Francisco Leon (1985)
Vernon Delancy (1981-84)
Tim Fletcher (1972-74)
Tony Duva (1971)
Curt Cunkle (1951)

13

Kevarrius Hayes (2016-19)
Joakim Noah (2005-07)
Mike Miller (1999-2000)
Willie Jackson (1990-91)
Wyndell Jenkins (1988-89)
Jimmy Cotton (1978-80)
Don Bostic (1975-77)
Darryl Ceravolo (1970-72)
Richard Vasquez (1968-69)
Joe Hobbs (1956-58)
Bob Davis (1953)
Theo Hampton (1952)
Elam Stokes (1951)

14

Mak Krause (2018-19)
Lexx Edwards (2015-16)
Adam Allen (2008-2011)
Eddie Shannon (1996-97)
Darryl Gresham (1984-85)
John Jones (1957)
Teddy Copeland (1954-56)
Jay Hoffman (1952)
Ted Jaycox (1948-51)

15

Osayi Osifo (2021)
Isaiah Stokes (2019)
John Egbunu (2016-17)
Will Yeguete (2011-14)
Walter Hodge (2006-2009)
Matt Bonner (2000-03)
Eddie Nunez (1997-98)
Martti Kuisma (1991-94)
Ken McCraney (1978-81)
Chuck Fritz (1977-78)
Greg Armstrong (1975-76)
Jerry Hoover (1970-72)
Mike Leatherwood (1968-69)
Lou Merchant (1961)
Walter Rabhan (1958)
Burt Touchberry (1954-57)
Harry Coe (1952-53)
Pete Petersen (1951)

20

Jack May (2021)
Jhonny Victor (2016)
Michael Frazier II (2013-15)
Kyle McClanahan (2010-11)
David Kliever (2000-01)
Mike McFarland (1996-97)
Terry Edwards (1992)
Renaldo Garcia (1989-91)
Stephen Edelson (1988)
Reed Crafton (1986-87)
Danny Sheldon (1984-85)
Jeff Kelley (1983)
Bob Van Noy (1978-80)
Len Sanders (1976-77)

Tim Fletcher (1971)
Jerry Hoover (1969)
Bruce Moore (1964)
Taylor Stokes (1962-63)
Bobby Shiver (1961)
Rick Wheeler (1958)
Bob Emrick (1954-57)
Sonny Powell (1953)

21

Dontay Bassett (2018-20)
Jon Horford (2015)
Dan Werner (2007-10)
Mohamed Abukar (2004)
Max Booker (2002)
Joel Reinhart (1994-97)
Louis Rowe (1991-92)
Tim Turner (1989-90)
Kenny McClary (1985-88)
Mike Aldridge (1979)
John Coy (1977-78)
Bob Lindsay (1975-76)
Jeff Miller (1969)
Ed Mahoney (1965-66)
Brad Baraks (1964)
Joe Meigs (1962)
Dick Hoban (1957-58)
Bill Leach (1951-52)

22

Tyree Appleby (2021)
Andrew Fava (2018-19)
Michael Weisenberg (2008)
Jack Berry (2005-07)
Rashid Al-Kaleem (2003-04)
Kenyan Weaks (1997)
Stacey Poole (1990-93)
Chris Capers (1986-88)
David Visscher (1983-84)
Mike Milligan (1979-81)
Steve Porter (1976-78)
Chip Williams (1973-75)
Troy Walker (1972)
Jeff Miller (1970-71)
Kurt Feazel (1967-68)
Tom Baxley (1963-65)
Jim Jarrett (1962)
Ronnie Poh (1961)
Newell Fox (1958)
Charlie Pike (1956)
Hubert Morrow (1953)
George Hitchins (1952)
Harold Bert (1951)

23

Scottie Lewis (2020-21)
Justin Leon (2017)
Chris Walker (2014-15)
Bradley Beal (2012)
Alex Tyus (2008-2011)
Jonathan Mitchell (2007)
Garrett Tyler (2005)
Ryan Appleby (2004)
LaDarius Halton (1999-2002)
Hosie Grimsley (1990-93)
Clifford Lett (1986-89)
Charles Griffin (1983-84)
Rob Harden (1982)
Mark Giombetti (1979-81)
Ed Barnes (1977)

Gene Shy (1973-76)
Don Close (1972)
Hal Kelley (1971)
Kurt Feazel (1969)
Ed Lukko (1968)
Harry Dunn (1967)
Paul Morton (1964-66)
Neil Cody (1962)
Buddy Bales (1961)
Don Boone (1958)
John Burgess (1953)
Red Wetherington (1951)

24

Kerry Blackshear Jr. (2020)
Deaundrae Ballard (2018-19)
Canyon Barry (2017)
Justin Leon (2016)
Zach Hodskins (2015)
Casey Prather (2011-14)
Allan Chaney (2009)
David Lee (2002-05)
Greg Stolt (1996-99)
George Jackson (1982-84)
John Adamson (1978-79)
Roger Rome (1973-74)
Hans Tanzler (1971)
Hal Kelley (1970)
Todd Laich (1969)
Lanny Sommese (1963-64)
Gene Sadler (1962)
Paul Mosney (1961)
George Telepas (1958)
Charlie Smith (1956-57)
Harold Haskins (1945, 49, 51)

25

Keith Stone (2017-19)
DeVon Walker (2013-14)
Chandler Parsons (2008-2011)
Garrett Tyler (2006-07)
Major Parker (1998-2001)
Kendrick Spruel (1996-97)
Brian Hogan (1989-92)
Ronnie Williams (1981-84)
Ric Clarson (1976-79)
Joe Repass (1975)
Skip Lewis (1969)
Mike Rollyson (1966-68)
Brooks Henderson (1963-65)
Eddie Clark (1962)
George Jung (1958-61)
Chuck Brendler (1957)
Tom Puschak (1953)
Andy Stevenson (1952)
Edgar Johnson (1949-51)

30

Jacob Kurtz (2014-15)
Kenny Kadji (2009-10)
Clayton Bates (1993-96)
Travis Schintzius (1990)
Rodney Williams (1982-83)
Tyrone Young (1981)
Jerry Moore (1973-74)
Ernest Lorenz (1971)
Nick Fotiou (1968-70)
Edd Poore (1964-67)
Carlos Morrison (1962-63)
John Eggleston (1953)



ALL-TIME NUMERICAL ROSTER

31

Jeremy Ulmer (1991-92)
Scooter Houston (1970)
Mike McGinnis (1968)
Gary Keller (1964-67)
Richard Leibowitz (1963)
Lou Merchant (1962)
Jim Zinn (1956-58)
Larry Scott (1953)
Howie Teshler (1952)
Harry Manee (1951)

32

Schuyler Rimmer (2016-17)
Vernon Macklin (2010-2011)
Chris Richard (2004-07)
Patrick O'Connor (1998-99)
LeRon Williams (1995-96)
Nick Sanchez (1992)
Livingston Chatman (1988-89, 91)
Cornelius Brodus (1985-86)
Tony Rogers (1982-83)
John Corso (1979)
Al Bonner (1975-78)
Tom Purvis (1970-71)
Vernon Chewning (1969)
David Miller (1966-68)
Dick Tomlinson (1963-65)
Joe Metzger (1962)
Carlos Morrison (1961)
John Tringas (1952-53)
Nelson Vinal (1951)

33

Jason Jitoboh (2020-21)
Erik Murphy (2010-13)
Nick Calathes (2008-2009)
David Huertas (2006)
Adriel Davis (2000-01)
Greg Cristell (1996)

Tony Mickens (1994-95)
Darryl Findley (1991)
Dwayne Schintzius (1987-90)
Jon Currington (1986)
Nabe Palmer (1982-84)
Tony Matthews (1980)
Jerry Moore (1975-76)
Steve Williams (1972-74)
Ed Lukco (1969-71)
Harry Winkler (1965-68)
Tom Barbee (1962-63)
Neil Cody (1961)
Charlie Pike (1958)
Ron Stokely (1956-57)
Harold Schulman (1949-51)

34

Christopher Sutherland (2020)
Cody Larson (2012)
Marreese Speights (2007-08)
Obiora Nnaji (1998-99)
John Griffiths (1994-97)
Michael Kerr (1989-90)
Johnny Walker (1989)
Tony Williams (1988)
Melven Jones (1986-87)
Roger Rome (1975)
Mark Thompson (1972-74)
Cliff Cox (1970-71)
Boyd Welsch (1967-69)
Mike McGinnis (1966)
Bill Koss (1963-65)
Cliff Luyk (1960-62)
Teddy Copeland (1953)
Rick Casares (1952)
Chonny Meyers (1949-51)

35

Walter Pitchford (2012)
Greg Cristell (1997-98)

Dametri Hill (1993-96)
Mike Lederman (1973-76)
Malcom Meeks (1972)
Bill Nagle (1971)
Tony Duva (1968-70)
Skip Highley (1965-67)
Jerry Gates (1964)
Buddy Bales (1962-63)
Joe Meigs (1961)
Lew Doss (1955-56)
Harry Hamilton (1947-49, 1951)

40

Hudson Fricke (2009-10)
Svein Dyrkolbotn (1992-95)
Eugene McDowell (1982-85)
Jerry Bellamy (1978-80)
Bob Smyth (1974-77)
Dan Boe (1970-72)
Jeff Ramsey (1965-67)
Mont Highly (1963-64)
Jerry Henderson (1956-58)
Curtis Cunkle (1953)

41

Neal Walk (1967-69)
Bob Hoffmann (1963-65)
Wayne Williams (1955-58)
Frank Dryden (1951)

42

Billy Donovan (2014)
Rod Tishman (2009-10)
Al Horford (2005-07)
Bonell Colas (2001-04)
Erron Kinney (1997)
Cesar Portillo (1989)
Mark Saso (1984-86)
Malcolm Cesare (1976-79)
Don Close (1974-75)

Kevin Van Ness (1972)
Earl Findley (1970-71)
Gary McElroy (1966-68)
Richard Roher (1957-58)
Roger Benefield (1956)
Les Johnson (1951)

43

Randall Leath (1982-85)
Taylor Stokes (1965)
Bob Nichols (1956)
Jerry Billings (1951)

44

Niels Lane (2021)
Matt Walsh (2003-05)
Damen Maddox (1995-98)
Jermaine Carlton (1993)
Gary Willoughby (1991)
Kelly McKinnon (1989-90)
Rollie Castineyra (1984-87)
Reggie Hannah (1978-80)
Aaron Bryant (1976)
Bob Lindsay (1975)
Curt Shellabarger (1973-74)
Gary Waddell (1970-72)
Robert Agee (1969)
Richard Peek (1964)
Joe Metzger (1961)
Bob Sherwood (1958)
Larry Gangi (1955-57)
Roy Roberts (1953)
Russell Briggs (1951)

45

Maurice McDaniel (1979-80)
Doug Brown (1972)
Robert Agee (1971)
Andy Owens (1968-70)
Bob Hoffmann (1966)

Rick Casares (1953)

50

Udonis Haslem (1999-2002)
Dan Williams (1998)
Dwayne Davis (1988-91)
Tim Strawbridge (1980-81)
Mike Brown (1979)
Larry Brewster (1975-78)
Billy Graham (1957)

51

Augie Greiner (1955-56)

52

Kenyan Weaks (1998-2000)
Bill Gurley (1988)
Chip Watts (1981)

53

Ronnie King (2002)

54

Ken Van Ness (1971)
Robert Agee (1970)

55

Jason Williams (1998)
Greg Stolt (1996)
Andrew DeClercq (1992-95)
Wade Harris (1982-83)
Jim Grandholm (1980)

Info before 1950 via 1950-51 media guide.

Neal Walk

The only player in Florida history to have his number retired... Walk had his number 41 retired following the 1968-69 season... Walk was the first All-American in school history when he was named second-team All-America in 1968... He was a third-team selection in 1969... All-SEC selection in 1968 and 1969... Voted the seventh-best player in the nation in 1968 and led the nation in rebounding during the 1968 season with a 19.8 average... Set 22 game, season and career records during his UF career... Finished career as the career record holder in all but two categories... Hit 18 free throws vs. LSU to set a then-school record... Was a first-round draft pick and the second overall (behind UCLA's Lew Alcindor) in the NBA Draft... Played in the NBA for eight years with Phoenix, New Orleans and New York.

Walk's Career Florida Stats

Season	G	FGM-FGA	PCT	FTM-FTA	PCT	REB	AVG	TP	AVG
1966-67	25	109-210	.519	70-97	.722	206	8.2	288	11.5
1967-68	25	239-507	.471	185-244	.758	494	19.8	663	26.5
1968-69	27	224-465	.482	201-278	.723	481	17.8	649	24.0
Totals	77	572-1182	.484	456-619	.737	1181	15.3	1600	20.8

Walk's Career NBA Stats

Team	Year	Games	Points	Avg	Rebounds	Avg
Phoenix	1969-70	82	669	8.2	455	5.5
Phoenix	1970-71	82	1,057	12.9	674	8.2
Phoenix	1971-72	81	1,268	15.7	665	8.2
Phoenix	1972-73	81	1,635	20.2	1,006	12.4
Phoenix	1973-74	82	1,381	16.8	837	10.2
New Orleans/New York	1974-75	67	482	7.2	339	5.1
New York	1975-76	82	603	7.4	389	4.7
New York	1976-77	11	62	5.6	27	2.5
Career Totals	8 Seasons	568	7,157	12.6	4,392	7.7
<i>Playoffs</i>						
Phoenix	1969-70	5	40	8.0	35	7.0
New York	1974-75	3	10	3.3	5	1.7





ALL-TIME INCOMING TRANSFERS

Traditional Transfers

Player	Competition Seasons at Florida	Prior School
Tom Baxley	1962-65	Maryland
Brooks Henderson	1962-65	New York University
Tom Purvis	1969-71	Jacksonville
Chuck Fritz	1976-78	Iowa State
John Adamson	1977-79	Northern Colorado
Mark Giombetti	1978-81	Samford
George Jackson	1981-84	Providence
Bill Gurley	1987-88	Millsasp College
Jason Williams	1997-98	Marshall
Vernon Macklin	2009-11	Georgetown
Mike Rosario	2011-13	Rutgers
Eli Carter	2013-15	Rutgers
Dorian Finney-Smith	2013-16	Virginia Tech
Alex Murphy	2014-16	Duke
John Egbunu	2015-17	South Florida
Schulyer Rimmer	2015-17	Stanford
Jalen Hudson	2017-19	Virginia Tech
Tyree Appleby	2020-present	Cleveland State
Colin Castleton	2020-present	Michigan
Anthony Duruji	2020-present	Louisiana Tech
CJ Felder	2021-present	Boston College
Myreon Jones	2021-present	Penn State

Grad Transfers

Player	Season at Florida	Prior School
Jon Horford	2014-15	Michigan
Canyon Barry	2016-17	College of Charleston
Egor Koulechov	2017-18	Rice
Kerry Blackshear Jr.	2019-20	Virginia Tech
Phlandrous Fleming Jr.	2021-22	Charleston Southern
Brandon McKissic	2021-22	UM Kansas City

Junior College Transfers

Player	Seasons at Florida	Prior School	State
Chuck Brendler	1956-57	Jacksonville J.C.*	Florida
Newell Fox	1957-58	Jacksonville J.C.*	Florida
Rick Wheeler	1957-58	Napa J.C./Lincoln J.C.	Illinois
Tom Simpson	1958-60	North East J.C.	Mississippi
Jim Jarrett	1961-62	Brewton Parker J.C.	Georgia
Tom Barbee	1961-63	Brevard J.C.	North Carolina
Mont Highley	1962-65	St. Gregory J.C.	Oklahoma
Harry Dunn	1966-67	Chipola J.C.	Florida
Richard Vasquez	1967-69	San Jacinton J.C.	Texas
Mike Leatherwood	1967-69	Pensacola J.C.	Florida
Robert Agee	1968-71	Marion Institute J.C.	Alabama
Earl Findley	1969-71	Palm Beach J.C.	Florida
Troy Walker	1971-72	Olney Central J.C.	Illinois
Roger Rome	1974-75	Dalton J.C.	Georgia
Len Sanders	1975-77	Edison C.C.	Florida
Richard Glasper	1976-78	Edison C.C.	Florida
John Coy	1976-78	Edison C.C.	Florida
Mike Brown	1978-79	Central Florida C.C.	Florida
Tony Matthews	1979-80	Farmington J.C.	New York
Dennis Graham	1982-83	New York Tech J.C.	New York
Wade Harris	1982-83	Modesto J.C.	Texas
Charles Griffin	1982-84	Edison C.C.	Florida
Dave King	1983-84	Ellsworth C.C.	Iowa
Danny Sheldon	1983-85	Palm Beach J.C.	Florida
Francisco Leon	1984-85	California J.C.	California
Jon Currington	1985-86	Trinidad J.C.	Colordado
Melvin Jones	1985-87	Cisco J.C.	Texas
Stephen Edelson	1987-88	Santa Fe J.C.	Florida
Tony Williams	1987-88	Independence C.C.	Kansas
B.J. Carter	1989-91	Arizona Western J.C.	Arizona
Jeremy Ulmer	1990-92	Sacramento City J.C.	Texas
Jermaine Carlton	1992-93	Hiawassee J.C.	Texas
Tony Mickens	1993-95	Northern Oklahoma J.C.	Oklahoma
Eddie Nunez	1996-98	Miami Dade Kendall C.C.	Florida
Jamaal Horton	1997-98	Olney Central J.C.	Illinois
Justin Leon	2015-17	Shawnee C.C.	Illinois
Osayi Osifo	2020-21	Eastern Fla. State College	Florida
Tuongthach Gatkek	2021-present	Trinity Valley C.C.	Texas

*Prior to becoming Jacksonville University

Special thanks to Bill Koss for his research contributions to these transfer lists.



INDIVIDUAL HONORS

All-Americans

1957-58	Joe Hobbs	Helms Athletic Foundation (10-man Third Team)
1964-65	Brooks Henderson	Helms Athletic Foundation (36-man Team)
1967-68	Neal Walk	Associated Press (Five-man Second Team) United Press International (Five-man Second Team)
1968-69	Neal Walk	Associated Press (Five-man Third Team) United Press International (Five-man Third Team)
1969-70	Andy Owens	Helms Athletic Foundation (36-man Team)
1987-88	Livingston Chatman	Associated Press (Five-man All-Freshman Team)
	Vernon Maxwell	Associated Press (Honorable Mention)
1988-89	Dwayne Schintzius	Associated Press (Honorable Mention) United Press International (Honorable Mention) The Sporting News
1992-93	Stacey Poole	Associated Press (Honorable Mention)
1993-94	Dan Cross	Associated Press (Honorable Mention)
1994-95	Dan Cross	Associated Press (Honorable Mention)
1998-99	Mike Miller	Sports Illustrated All-Freshman Basketball News' All-Freshman (First Team)
1999-2000	Donnell Harvey	Basketball News' All-Freshman (First Team)
2000-01	Teddy Dupay	Associated Press (Honorable Mention)
	Udonis Haslem	Associated Press (Third Team)
	Brett Nelson	Associated Press (Honorable Mention) ESPN.com (Third Team)
2001-02	Matt Bonner	Associated Press (Honorable Mention)
	Udonis Haslem	Associated Press (Honorable Mention)
2002-03	Matt Bonner	Associated Press (Honorable Mention) Sports Illustrated.com (Honorable Mention)
2003-04	Anthony Roberson	Associated Press (Honorable Mention)
2004-05	Anthony Roberson	Associated Press (Honorable Mention)
2005-06	Joakim Noah	Associated Press (Honorable Mention) Basketball Times (Third Team)
2006-07	Joakim Noah	Associated Press (Second Team) Wooden All-America Team NABC All-America (Second Team) USBWA All-America (Second Team)
	Al Horford	Associated Press (Third Team) Basketball Times (Second Team) NABC All-America (Second Team)
	Corey Brewer	Associated Press (Honorable Mention)
	Taurean Green	Associated Press (Honorable Mention)
2010-11	Chandler Parsons	Associated Press (Honorable Mention)
2013-14	Scottie Wilbekin	Associated Press (Third Team) NABC All-America (Third Team) Sporting News (Third Team) USA Today (Honorable Mention)
	Casey Prather	Associated Press (Honorable Mention) Wooden All-America USA Today (Honorable Mention)
	Patric Young	Associated Press (Honorable Mention) Senior CLASS

ESPN.com Coach of the Year

2000-01 Billy Donovan

United States Sports Academy Coach of the Year

2007 Billy Donovan

Regional Coach of the Year

1999-2000	Billy Donovan	NABC District VI
2002-03	Billy Donovan	NABC District VI
2010-11	Billy Donovan	USBWA District IV
2012-13	Billy Donovan	NABC District 21
2013-14	Billy Donovan	USBWA District IV
2016-17	Mike White	NABC District 21 USBWA District IV

NABC Pete Newell Big Man of the Year

2013-14 Patric Young

Regional Player of the Year

2010-11 Chandler Parsons USBWA District IV

All-District Teams

1998-99	Mike Miller	USBWA District IV (Second Team) NABC District VI (Second Team)
1999-2000	Mike Miller	NABC District VI (First Team) USBWA District IV (First Team) Basketball News All-South Region
	Udonis Haslem	NABC District VI (Second Team)
	Donnell Harvey	NABC District VI (Second Team)
2000-01	Udonis Haslem	NABC District VI (First Team) USBWA District IV (First Team)

	Brett Nelson	NABC District VI (First Team) USBWA District IV (First Team)
2001-02	Matt Bonner	USBWA District IV (First Team) Basketball Times All-South Team
	Udonis Haslem	USBWA District IV (First Team) Basketball Times All-South Team
2002-03	Brett Nelson	NABC/Pontiac District VI (First Team)
	Matt Bonner	USBWA District IV (First Team) NABC District VI (First Team)
2003-04	Anthony Roberson	USBWA District IV (First Team) NABC District VI (First Team)
	David Lee	NABC District VI (Second Team)
2004-05	Anthony Roberson	USBWA District IV (First Team) NABC District VI (First Team)
	David Lee	NABC District VI (Second Team)
2005-06	Joakim Noah	USBWA District IV (First Team) NABC District VI (First Team)
	Taurean Green	USBWA District IV (First Team) NABC District VI (First Team)
	Corey Brewer	NABC District VI (Second Team)
	Al Horford	NABC District VI (Second Team)
2006-07	Joakim Noah	USBWA All-District NABC All-District (First Team)
	Al Horford	USBWA All-District NABC All-District (First Team)
	Corey Brewer	USBWA All-District NABC All-District (Second Team)
	Taurean Green	NABC All-District (First Team)
2007-08	Nick Calathes	USBWA All-District IV (First Team) NABC All-District VI (First Team)
2008-09	Nick Calathes	USBWA All-District IV (First Team) NABC All-District 21 (First Team)
2010-11	Chandler Parsons	NABC All-District 21 (First Team) USBWA All-District IV (First Team)
	Erving Walker	NABC All-District 21 (Second Team)
2011-12	Bradley Beal	NABC All-District 21 (Second Team) USBWA All-District IV
	Kenny Boynton	NABC All-District 21 (Second Team) USBWA All-District IV
2012-13	Erik Murphy	NABC All-District 21 (First Team)
	Kenny Boynton	NABC All-District 21 (Second Team) USBWA All-District IV
2013-14	Casey Prather	USBWA All-District IV
	Scottie Wilbekin	USBWA All-District IV
2015-16	Dorian Finney-Smith	NABC All-District 21 (First Team)
2016-17	KeVaughn Allen	NABC All-District 21 (Second Team) USBWA All-District IV
2017-18	Chris Chiozza	NABC All-District 21 (First Team) USBWA All-District IV
2020-21	Tre Mann	NABC All-District 20 (Second Team) USBWA All-District IV

National Individual Statistical Champions

1968	Neal Walk	Rebounding Average (19.8, 494 in 25 games)
1989	Dwayne Davis	FG Pct. (.622, 179-248)

SEC Individual Statistical Champions

1961-62	Cliff Luyk	Rebounding (15.3 rpg, 352 in 23 games)
1966-67	Gary Keller	Rebounding (11.3 rpg, 282 in 25 games)
1967-68	Neal Walk	Rebounding (19.8 rpg, 494 in 25 games)
1968-69	Neal Walk	Rebounding (17.9 rpg, 464 in 26 games)
1971-72	Tony Miller	Scoring (26.7 ppg, 507 in 19 games)
1974-75	Bruno Caldwell	Free Throw Percentage (.887, 102-115)
1975-76	Gene Shy	Free Throw Percentage (.844, 103-122)
1976-77	Al Bonner	Free Throw Percentage (.863, 82-95)
1981-82	Ronnie Williams	Scoring (21.3 ppg, 575 in 27 games)
1982-83	Eugene McDowell	Field Goal Percentage (.646, 203-314)
1986-87	Chris Capers	Field Goal Percentage (.629, 110-175)
	Dwayne Schintzius	Blocks (2.8 bpg, 95 in 34 games)
1987-88	Ronnie Montgomery	Assists (5.6 apg, 189 in 34 games)
	Dwayne Schintzius	Blocks (2.4 bpg, 84 in 35 games)
1988-89	Dwayne Schintzius	Rebounding (9.7 rpg, 290 in 30 games)
	Dwayne Davis	Field Goal Percentage (.722, 179-248)
1994-95	Dan Cross	Free Throw Percentage (.843, 150-178)
1996-97	Greg Stolt	Free Throw Percentage (.847, 100-118)
1997-98	Kenyan Weaks	3-Pt FG Pct. (.508, 61-120)
1998-99	Greg Stolt	3-Pt FG Pct. (.438, 78-178)
2000-01	Udonis Haslem	Field Goal Percentage (.562, 159-283)
2002-03	Matt Bonner	3-Pt FG Pct. (.474, 63-133)
2003-04	Anthony Roberson	3-Pt FG Pct. (.425, 99-233) 3-Pt FG Per Game (3.3)
2004-05	Anthony Roberson	Free Throw Percentage (.900, 81-90)
2005-06	Joakim Noah	Field Goal Percentage (.627, 202-322)
	Lee Humphrey	3-Pt. FG Pct. (.459, 113-246)



INDIVIDUAL HONORS

2006-07	Taurean Green	Free Throw Percentage (.849, 141 -166)
	Lee Humphrey	3-Pt. FG Pct. (.459, 113-246)
	Al Horford	Defensive Rebounds (6.95 per game)
2007-08	Nick Calathes	Assists (6.1 apg, 221 in 36 games)
2008-09	Nick Calathes	Assists (6.4 apg, 231 in 36 games)
2011-12	Erving Walker	Assist/Turnover Ratio (2.24, 170/76)
2012-13	Erik Murphy	3-Pt FG Pct. (.453, 72-159)
	Scottie Wilbekin	Assist/Turnover Ratio (2.35, 174/74)
2013-14	Michael Frazier II	3-Pt. FG Pct. (.447, 118-264)
	Casey Prather	Field Goal percentage (.603, 190-315)
2016-17	Chris Chiozza	Assist/Turnover Ratio (2.41, 135/56)
2017-18	Chris Chiozza	Assists (6.1 apg, 208 in 34 games)
		Assist/Turnover Ratio (3.4, 208/61)
2018-19	KeVaughn Allen	Free Throw Percentage (.887)
2019-20	Andrew Nembhard	Assist/Turnover Ratio (2.16, 173/80)

SEC Individual Records

1988-89	Dwayne Davis	Season FG Percentage, min 200 attempts (.722 - 179-248)
1988-91	Dwayne Davis	Career FG Percentage, min 500 attempts (.641 - 572-892)
1984-87	Joe Lawrence	Career 3-Point FG Percentage, min. 100 att. (.504 - 64-127)

NCAA Tournament Records

2006	Joakim Noah	Single Tournament Blocked Shots (29)
2004-07	Lee Humphrey	Career 3-Pt. Leader (47)

SEC Coach of the Year

1991-92	Lon Kruger (AP/Coaches)
1993-94	Lon Kruger (AP/Coaches)
2010-11	Billy Donovan
2012-13	Billy Donovan
2013-14	Billy Donovan
2016-17	Mike White

SEC Player of the Year

2010-11	Chandler Parsons
2013-14	Scottie Wilbekin

SEC Freshman of the Year

1980-81	Ronnie Williams
1983-84	Andrew Moten
2002-03	Anthony Roberson
2007-08	Nick Calathes (co-recipient)

SEC Newcomer of the Year

2007-08	Nick Calathes
---------	---------------

SEC Defensive Player of the Year

2005-06	Corey Brewer (co-recipient)
2013-14	Patric Young

SEC Sixth Man of the Year

2006-07	Chris Richard
2013-14	Dorian Finney-Smith
2016-17	Canyon Barry

All-SEC Selections

1949-50	Hans Tanzler	Associated Press (Third Team)
1950-51	Harry Hamilton	Associated Press (Third Team)
1951-52	Rick Casares	Associated Press (Second Team)
1952-53	Curt Cunkle	Associated Press (First Team)
	Rick Casares	Associated Press (Second Team)
1954-55	Bob Emrick	Associated Press (Second Team)
	Sonny Powell	Associated Press (Third Team)
1955-56	Bob Emrick	Associated Press (Third Team)
1956-57	Joe Hobbs	Associated Press (Second Team)
		Coaches (10-man Team)
1957-58	Joe Hobbs	Associated Press (First Team)
		Coaches (10-man Team)
1960-61	Lou Merchant	Associated Press (Second Team)
		Coaches (10-man Team)
1961-62	Cliff Luyk	Associated Press (Second Team)
		Coaches (10-man Team)
1962-63	Tom Baxley	Associated Press (Third Team)
1963-64	Brooks Henderson	Associated Press (Second Team)
1964-65	Brooks Henderson	Associated Press (Third Team)
		United Press International (Second Team)
		Coaches (10-man Team)
1965-66	Gary Keller	Associated Press (Second Team)
		United Press International (Second Team)
		Coaches (10-man Team)
1966-67	Skip Highley	Associated Press (Second Team)

		Coaches (10-man Team)
	Gary Keller	Associated Press (Second Team)
		United Press International (First Team)
		Coaches (10-man Team)
	David Miller	Associated Press (Honorable Mention)
1967-68	Andy Owens	Associated Press (Honorable Mention)
	Neal Walk	Associated Press (First Team)
		United Press International (First Team)
		Coaches (First Team)
1968-69	Neal Walk	Associated Press (First Team)
		United Press International (First Team)
		Coaches (10-man Team)
	Andy Owens	Associated Press (Third Team)
1969-70	Andy Owens	Associated Press (First Team)
		United Press International (Second Team)
		Coaches (10-man Team)
1970-71	Jerry Hoover	Associated Press (Third Team)
	Tony Miller	Associated Press (Third Team)
1971-72	Tony Miller	Associated Press (First Team)
		United Press International (First Team)
		Coaches (10-man Team)
1972-73	Chip Williams	Associated Press (Second Team)
	Tony Miller	United Press International (Second Team)
1973-74	Chip Williams	Associated Press (First Team)
		United Press International (First Team)
		Coaches (11-man Team)
1974-75	Gene Shy	Associated Press (Third Team)
	Chip Williams	Associated Press (Third Team)
		United Press International (Third Team)
1975-76	Gene Shy	Associated Press (Third Team)
		United Press International (Third Team)
	Bob Smyth	Associated Press (Third Team)
		United Press International (Third Team)
1976-77	Bob Smyth	Associated Press (Second Team)
		United Press International (Third Team)
		Coaches (10-man Team)
	Al Bonner	United Press International (Third Team)
1977-78	Richard Gasper	Coaches (10-man Team)
1978-79	Malcolm Cesare	United Press International (Third Team)
1979-80	Reggie Hannah	Associated Press (Third Team)
		United Press International (Third Team)
1980-81	Vernon Delancy	Associated Press (Third Team)
		United Press International (Third Team)
	Ronnie Williams	Associated Press (Third Team)
		United Press International (Second Team)
		Coaches (11-man Team)
1981-82	Ronnie Williams	Associated Press (Second Team)
		United Press International (Second Team)
		Coaches (11-man Team)
1982-83	Ronnie Williams	Associated Press (Second Team)
		United Press International (Second Team)
	Eugene McDowell	Associated Press (Third Team)
		Coaches (10-man Team)
1983-84	Ronnie Williams	Associated Press (Second Team)
		United Press International (Second Team)
		Coaches (10-man Team)
	Eugene McDowell	Associated Press (Third Team)
1984-85	Eugene McDowell	Associated Press (First Team)
		United Press International (First Team)
		Coaches (10-man Team)
	Andrew Moten	Associated Press (Second Team)
		United Press International (Second Team)
1985-86	Vernon Maxwell	Associated Press (Second Team)
		United Press International (Second Team)
		Coaches (10-man Team)
	Andrew Moten	Associated Press (Second Team)
		United Press International (Second Team)
1986-87	Vernon Maxwell	Associated Press (First Team)
		United Press International (First Team)
		Coaches (10-man Team)
	Andrew Moten	Associated Press (Second Team)
		United Press International (Second Team)
		Coaches (10-man Team)
1987-88	Vernon Maxwell	Associated Press (First Team)
		United Press International (First Team)
		Coaches (First Team)
	Dwayne Schintzius	Associated Press (Third Team)
		United Press International (Second Team)
1988-89	Dwayne Schintzius	Associated Press (First Team)
		United Press International (First Team)
		Coaches (First Team)
	Livingston Chatman	Associated Press (Third Team)
		United Press International (Third Team)
	Dwayne Davis	Associated Press (Third Team)
		United Press International (Third Team)



INDIVIDUAL HONORS

1989-90	Clifford Lett Dwayne Davis	Associated Press (Third Team) Associated Press (Third Team) United Press International (Second Team)
1990-91	Dwayne Davis	Associated Press (Second Team) Coaches (First Team)
1991-92	Stacey Poole	Associated Press (Second Team) Coaches (11-man Team)
1992-93	Stacey Poole	Associated Press (First Team) Coaches (First Team) Players (First Team)
	Andrew DeClercq	Coaches (Second Team) Players (Second Team)
1993-94	Dan Cross	Associated Press (First Team) Coaches (First Team)
	Craig Brown	Associated Press (Second Team) Coaches (Second Team)
	Andrew DeClercq	Associated Press (Third Team) Coaches (Third Team)
1994-95	Dan Cross	Associated Press (First Team) Coaches (First Team)
	Andrew DeClercq	Associated Press (Third Team) Coaches (First Team)
1995-96	Dametri Hill	Associated Press (Second Team) Coaches (Second Team)
1996-97	Greg Stolt	Coaches (Third Team)
1997-98	Jason Williams	Associated Press (Honorable Mention)
1998-99	Udonis Haslem Mike Miller	Coaches (Third Team) Coaches (Third Team)
1999-00	Mike Miller	Associated Press (Second Team) Coaches (Unanimous First Team)
	Udonis Haslem	Associated Press (Third Team) Coaches (Third Team)
	Teddy Dupay Kenyan Weaks	Associated Press (Third Team) Associated Press (Third Team)
2000-01	Udonis Haslem	Associated Press (First Team) Coaches (First Team)
	Brett Nelson	Associated Press (First Team) Coaches (First Team)
	Matt Bonner	Associated Press (Third Team)
2001-02	Udonis Haslem	Associated Press (First Team) Coaches (First Team)
	Matt Bonner	Associated Press (Second Team) Coaches (Second Team)
	Brett Nelson	Associated Press (Second Team) Coaches (Second Team)
2002-03	Matt Bonner	Associated Press (First Team) Coaches (First Team)
2003-04	Anthony Roberson	Associated Press (First Team) Coaches (First Team)
	Matt Walsh	Associated Press (Second Team) Coaches (Second Team)
	David Lee	Associated Press (Third Team) Coaches (Second Team)
2004-05	Anthony Roberson	Associated Press (First Team) Coaches (First Team)
	David Lee	Associated Press (Second Team) Coaches (First Team)
	Matt Walsh	Coaches (Second Team)
2005-06	Joakim Noah	Associated Press (First Team) Coaches (First Team)
	Taurean Green	Associated Press (Second Team) Coaches (Second Team)
	Al Horford	Associated Press (Honorable Mention) Coaches (Second Team)
	Corey Brewer	Associated Press (Honorable Mention)
2006-07	Al Horford	Associated Press (First Team) Coaches (First Team)
	Corey Brewer	Associated Press (Second Team) Coaches (First Team)
	Joakim Noah	Associated Press (Second Team) Coaches (First Team)
	Taurean Green	Associated Press (Honorable Mention) Coaches (Second Team)
2007-08	Nick Calathes	Associated Press (Second Team) Coaches (Second Team)
2008-09	Nick Calathes	Associated Press (First Team) Coaches (First Team)
2009-10	Erving Walker	Coaches (Second Team)
2010-11	Chandler Parsons	Associated Press (First Team) Coaches (First Team)
	Erving Walker	Associated Press (Second Team) Coaches (Second Team)
	Kenny Boynton	Associated Press (Honorable Mention) Coaches (Second Team)
2011-12	Bradley Beal	Associated Press (Second Team)

2011-12 (cont.)	Kenny Boynton	Coaches (First Team) Associated Press (Second Team) Coaches (First Team)
	Erving Walker	Associated Press (Honorable Mention) Coaches (Second Team)
2012-13	Erik Murphy	Associated Press (First Team) Coaches (First Team)
	Kenny Boynton	Associated Press (Honorable Mention) Coaches (Second Team)
	Mike Rosario	Associated Press (Honorable Mention) Coaches (Second Team)
	Patric Young	Associated Press (Honorable Mention) Coaches (Second Team)
	Scottie Wilbekin	Associated Press (Honorable Mention)
2013-14	Casey Prather	Associated Press (First Team) Coaches (First Team)
	Scottie Wilbekin	Associated Press (First Team) Coaches (First Team)
	Patric Young	Associated Press (Second Team) Coaches (Second Team)
2014-15	Dorian Finney-Smith	Coaches (Second Team)
2015-16	Dorian Finney-Smith	Associated Press (Third Team) Coaches (Second Team)
2016-17	KeVaughn Allen	Associated Press (Second Team) Coaches (First Team)
2017-18	Chris Chiozza	Associated Press (Second Team) Coaches (First Team)
2019-20	Keyontae Johnson	Associated Press (Second Team) Coaches (First Team)
	Kerry Blackshear Jr.	Coaches (Second Team)
2020-21	Tre Mann	Associated Press (Second Team) Coaches (First Team)
	Colin Castleton	Coaches (Second Team)

SEC All-Tournament Teams

(1933-2008, 2012; Also served as All-SEC Team from 1933-48)

1934	Jim Hughes	G - First Team
	Bob Warner	C - Second Team
	Welcome Shearer	G - Second Team
1952	Rick Casares	F - Second Team
1985	Andrew Moten	G
1988	Vernon Maxwell	G
1989	Livingston Chatman*	F
	Dwayne Schintzius	C
1994	Craig Brown	G
2004	Anthony Roberson	G
2005	Matt Walsh*	G
	David Lee	F
2006	Taurean Green*	G
	Corey Brewer	G/F
	Joakim Noah	F/C
2007	Al Horford*	F/C
	Corey Brewer	F
	Taurean Green	G
	Joakim Noah	F
2012	Bradley Beal	G
	Erik Murphy	F
2013	Kenny Boynton	G
	Erik Murphy	F
2014	Scottie Wilbekin*	G
	Michael Frazier II	G
	Patric Young	C
	<i>*Most Valuable Player</i>	

SEC All-Freshman Teams

1986-87	Dwayne Schintzius
1987-88	Livingston Chatman
1990-91	Craig Brown
1991-92	Andrew DeClercq
1997-98	Brent Wright
1998-99	Teddy Dupay Udonis Haslem Mike Miller
1999-2000	Donnell Harvey
2001-02	David Lee
2002-03	Anthony Roberson Matt Walsh
2004-05	Corey Brewer
2007-08	Nick Calathes Jai Lucas Chandler Parsons
2008-09	Erving Walker
2009-10	Kenny Boynton
2010-11	Patric Young



INDIVIDUAL HONORS

2011-12	Bradley Beal
2012-13	Michael Frazier II
2014-15	Devin Robinson
2015-16	KeVaughn Allen
2018-19	Andrew Nembhard
2019-20	Scottie Lewis

SEC All-Defensive Team

2012-13	Scottie Wilbekin Patric Young
2013-14	Scottie Wilbekin Patric Young
2016-17	Kasey Hill
2017-18	Chris Chiozza

SEC Good Works/Community Service Team

1999	Patrick O'Connor
2000	Brent Wright
2001	Matt Bonner
2002	Matt Bonner
2003	Matt Bonner
2004	David Lee
2005	David Lee
2006	Lee Humphrey
2007	Lee Humphrey
2008	Walter Hodge
2009	Walter Hodge
2010	Dan Werner
2011	Chandler Parsons
2012	Will Yeguete
2013	Patric Young
2014	Will Yeguete
2015	Jacob Kurtz
2016	DeVon Walker
2017	Chris Chiozza
2018	Kevarrius Hayes
2019	Kevarrius Hayes
2020	Anthony Duruji
2021	Anthony Duruji

Legends of SEC Basketball Honorees

1999	Tony Miller
2000	Neal Walk
2001	Andy Owens
2002	Chip Williams
2003	Gary Keller
2004	Gene Shy
2005	Stacey Poole
2006	Andrew Moten
2007	Andrew DeClerq
2008	Dan Cross
2009	Eugene McDowell
2010	Bob Emrick
2011	Craig Brown
2012	Mike Miller
2013	Bill Koss
2014	Greg Stolt
2015	Eddie Shannon
2016	Lee Humphrey
2017	Matt Bonner
2018	David Lee
2019	Livingston Chatman
2020	Chris Richard

Academic All-Americans of the Year

2001-02	Matt Bonner
2002-03	Matt Bonner
2016-17	Canyon Barry

Creamland Dairies College Basketball Student-Athlete of the Year

2002-03	Matt Bonner
---------	-------------

Academic All-Americans

1968-69	Mike Leatherwood	Third Team
1969-70	Andy Owens	Second Team
1971-72	Tony Miller	Second Team
1977-78	Ric Clarson	Sixth Team
2000-01	Matt Bonner	Second Team
2001-02	Matt Bonner	First Team
2002-03	Matt Bonner	First Team
2005-06	Lee Humphrey	Second Team

2006-07	Lee Humphrey	First Team
2013-14	Patric Young	Third Team
2016-17	Canyon Barry	First Team

SEC Scholar-Athlete of the Year

2005-06	Lee Humphrey
2006-07	Lee Humphrey
2009-10	Ray Shipman
2011-12	Patric Young
2012-13	Patric Young
2013-14	Patric Young

NCAA Postgraduate Scholarship Recipients

1969-70	Andy Owens
1972-73	Tony Miller
2002-03	Matt Bonner
2006-07	Lee Humphrey
2016-17	Canyon Barry

SEC Academic Honor Roll

1962-63	Tom Baxley	Second Team
1963-64	Brooks Henderson	First Team
	Tom Baxley	Second Team
	Skip Highley	Second Team
1964-65	Brooks Henderson	First Team
	Tom Baxley	Second Team
1966-67	Gary Keller	First Team
	Skip Highley	First Team
	Boyd Welsch	Honorable Mention
1968-69	Andy Owens	First Team
	Mike Leatherwood	First Team
1969-70	Andy Owens	First Team
1970-71	Ed Lukco	Second Team
	Tony Duva	Honorable Mention
1971-72	Tony Miller	First Team
	Jerry Hoover	Second Team
1972-73	Tony Miller	First Team
1973-74	Don Bostic	Honorable Mention
1974-75	Chip Williams	First Team
	Al Bonner	Second Team
	Larry Brewster	Honorable Mention
1975-76	Bob Smyth	First Team
	Mike Lederman	First Team
	Al Bonner	Second Team
	Don Bostic	Second Team
1976-77	Bob Smyth	First Team
	Al Bonner	First Team
	Larry Brewster	First Team
	Ric Clarson	Honorable Mention
	Don Bostic	Honorable Mention
	Chuck Fritz	Honorable Mention
1977-78	Larry Brewster	First Team
	Ric Clarson	First Team
	Chuck Fritz	First Team
1978-79	Ric Clarson	First Team
1984-85	Rollie Castineyra	Public Relations/3.05
	Joe Lawrence	Engineering/3.60
	Danny Sheldon	Management/3.00
1985-86	Joe Lawrence	Engineering/3.53
	Pat Lawrence	Business/3.53
1986-87	Joe Lawrence	Industrial Engineering/3.31
	Pat Lawrence	Finance/3.09
1987-88	Bill Gurley	Computer Science/3.77
	Pat Lawrence	Finance/3.06
1992-93	Clayton Bates	Exercise & Sports Science/3.05
	Svein Dyrkolbotn	Electrical Engineering/3.05
	Martti Kuisma	Economics/3.26
1993-94	Martti Kuisma	Economics/3.10
1994-95	Clayton Bates	Sports Medicine/3.09
	Andrew DeClercq	History/3.20
	Svein Dyrkolbotn	Civil Engineering/3.28
	Joel Reinhart	Exercise & Sports Science/3.01
	Dan Williams	Ath. Administration/3.12
1995-96	Clayton Bates	Exercise & Sports Science/3.84
	Joel Reinhart	Exercise & Sports Science/3.17
	Dan Williams	Exercise & Sports Science/3.27
1996-97*	Greg Cristell	Business Administration/3.40
	Mike McFarland	Microbiology/3.89
	Eddie Nunez	Exercise & Sports Science/3.00
	Joel Reinhart	Exercise & Sports Science/3.03
	Greg Stolt	Exercise & Sports Science/3.24
	Dan Williams	Exercise & Sports Science/3.10*
1997-98	Greg Cristell	Business Administration/3.38
	Mike McFarland	Microbiology/3.96



INDIVIDUAL HONORS

	Obiora Nnaji	Political Science/3.19
	Eddie Nunez	Sports Management/3.24
	Greg Stolt	Sports Management/3.01
	Dan Williams	Sports Management/3.56
1998-99	Obiora Nnaji	Political Science/3.13
	Patrick O'Connor	Political Science/4.00
	Greg Stolt	Sports Management/3.47
	Mark Timinski	Business/3.15
	Brent Wright	Sociology/3.18
1999-00	Teddy Dupay	Sociology/3.38
2000-01	Matt Bonner	Business
	Teddy Dupay	Sociology
	David Kliewer	Finance
2001-02	Matt Bonner	Business Administration
	LaDarius Halton	Sociology
	Brett Nelson	Sociology
	David Kliewer	Sociology
	Brent Wright	Finance
2002-03	Matt Bonner	Business Administration
	Seth Haimovitch	Sport Management
	David Lee	Sociology
2003-204	Seth Haimovitch	Sport Management
	David Lee	Sociology
2004-05	David Lee	Sociology
	Lee Humphrey	Exercise and Physiology
2005-06	Jack Berry	Business
	Corey Brewer	Social and Behavioral Sciences
	Al Horford	Social and Behavioral Sciences
	Lee Humphrey	Exercise and Physiology
	Garrett Tyler	Engineering
2006-07	Jack Berry	Business
	Corey Brewer	Social and Behavioral Sciences
	Al Horford	Social and Behavioral Sciences
	Lee Humphrey	Exercise and Physiology
	Garrett Tyler	Engineering
2007-08	Walter Hodge	Social and Behavioral Sciences
	Jonathan Mitchell	Social and Behavioral Sciences
	Dan Werner	Social and Behavioral Sciences
2008-09	Adam Allen	Social and Behavioral Sciences
	Nick Calathes	Social and Behavioral Sciences
	Hudson Fricke	Social and Behavioral Sciences
	Dan Werner	Social and Behavioral Sciences
2009-10	Adam Allen	Telecommunications Production
	Hudson Fricke	Event Management
	Kyle McClanahan	Finance
	Chandler Parsons	Telecommunications Productions
	Ray Shipman	Sports Management
2010-11	Kyle McClanahan	Finance
2011-12	Will Yeguete	Political Science
	Patric Young	Telecommunications
2012-13	Jacob Kurtz	Mechanical Engineering
	Will Yeguete	International Studies
	Patric Young	Telecommunications
2013-14*	Billy Donovan	Political Science
	Dorian Finney-Smith	Family, Youth and Community Sciences
	Michael Frazier II	Telecommunications
	Dillon Graham	Behavioral Studies
	Jacob Kurtz	Mechanical Engineering
	DeVon Walker	Sport Management
	Will Yeguete	International Studies
	Patric Young	Telecommunications
2014-15	Eli Carter	African American Studies
	Billy Donovan	Education (Master's)
	Lexx Edwards	Sociology
	Michael Frazier II	Telecommunications
	Jacob Kurtz	Management (Master's)
	Alex Murphy	Sociology
	DeVon Walker	Criminology
2015-16	Lexx Edwards	Sport Management (Master's)
	John Egbunu	Sociology
	Alex Murphy	Sport Management (Master's)
	Schuyler Rimmer	Political Science
	DeVon Walker	Criminology
2016-17	Justin Leon	Sociology
	Devin Robinson	Sociology
2017-18	KeVaughn Allen	African American Studies
	Andrew Fava	Criminology
	Gorjok Gak	Economics
	Jalen Hudson	Telecommunications
	Mak Krause	Sport Management (Master's)
2018-19	KeVaughn Allen	African American Studies
	Andrew Fava	Criminology
	Gorjok Gak	International Studies
	Jalen Hudson	Sport Management (Master's)
	Mak Krause	Sport Management (Master's)

	Mike Okauru	Behavioral Studies
	Isaiah Stokes	Behavioral Studies
2019-20	Noah Locke	Economics
2020-21	Anthony Duruji	Education Sciences
	Ques Glover	Sport Management
	Keyontae Johnson	Education Sciences
	Alex Klatsky	Economics
	Noah Locke	Sociology
	Omar Payne	Sociology

* Florida's eight Academic Honor Roll selections in 2013-14 set a league record

SEC First-Year Academic Honor Roll

2011-12	Bradley Beal	Social and Behavioral Sciences
2012-13	Michael Frazier II	Social and Behavioral Sciences
	Braxton Ogbueze	Social and Behavioral Sciences
	DeVon Walker	Social and Behavioral Sciences
2014-15	Chris Chiozza	Social and Behavioral Sciences
	John Egbunu	Sociology
	Zach Hodskins	Social and Behavioral Sciences
2016-17	Canyon Barry	Nuclear Engineering (Master's)
	Jalen Hudson	Telecommunications - Media & Society
2017-18	Deaundrae Ballard	Social and Behavioral Sciences
	Mike Okauru	Social and Behavioral Sciences
	Isaiah Stokes	Social and Behavioral Sciences
2018-19	Keyontae Johnson	Humanities and Letters
	Noah Locke	Humanities and Letters
	Andrew Nembhard	Social and Behavioral Sciences
2019-20	Kerry Blackshear Jr.	Sport Management (Master's)
	Anthony Duruji	Education Sciences
	Ques Glover	Sport Management
	Alex Klatsky	Mechanical Engineering
	Omar Payne	Social and Behavioral Sciences
2020-21	Jack May	Sport Management

Doug Belden Award

(Top UF Graduating Student-Athlete for All Sports)

1976	Eugene Shy
1979	Ric Clarson
1999	Greg Stolt
2008	Lee Humphrey
2014	Patric Young

Ben Hill Griffin Award

(Top UF Male Student-Athlete for All Sports)

2000	Brent Wright
2003	Matt Bonner
2014	Patric Young

Frontier National Most Courageous Player

1999	Eddie Shannon
------	---------------

Legends of Coaching Award

2010	Billy Donovan
------	---------------

NCAA All-Final Four Tournament Team

2000	Udonis Haslem
2006	Joakim Noah,* Corey Brewer, Taurean Green, Al Horford, Lee Humphrey
2007	Corey Brewer,* Al Horford, Lee Humphrey

* Most Outstanding Player

NCAA All-Tournament Team

1994	Craig Brown*	All-East Regional Team
	Dan Cross	All-East Regional Team
	Andrew DeClercq	All-East Regional Team
2000	Udonis Haslem	All-East Regional Team
	Mike Miller*	All-East Regional Team
	Brett Nelson	All-East Regional Team
2006	Corey Brewer	All-Minneapolis Regional Team
	Taurean Green	All-Minneapolis Regional Team
	Joakim Noah*	All-Minneapolis Regional Team
2007	Taurean Green*	All-Midwest Regional Team
	Lee Humphrey	All-Midwest Regional Team
2012	Bradley Beal	All-West Regional Team
2013	Erik Murphy	All-South Regional Team
	Mike Rosario	All-South Regional Team
2014	Michael Frazier II	All-South Regional Team
	Scottie Wilbekin*	All-South Regional Team
2017	KeVaughn Allen	All-East Regional Team
	Chris Chiozza	All-East Regional Team

* Most Outstanding Player



INDIVIDUAL HONORS

NIT All-Tournament Team

1992	Stacey Poole	NIT All-Tournament
------	--------------	--------------------

SEC Player of the Week

(1985-2012)		
Jan. 28, 1985	Vernon Maxwell	(co-recipient)
Jan. 6, 1986	Vernon Maxwell	
Feb. 3, 1986	Vernon Maxwell	(co-recipient)
Jan. 26, 1987	Vernon Maxwell	
Feb. 1, 1988	Vernon Maxwell	
Jan. 30, 1989	Dwayne Schintzius	
Jan. 6, 1991	Stacey Poole	
Jan. 24, 1994	Dan Cross*	
Jan. 31, 1994	Dan Cross*	
Dec., 1994	Dan Cross	
Jan. 29, 1996	Dametri Hill	
Dec. 15, 1996	Greg Stolt	
Nov. 13-19, 2000	Teddy Dupay	
Feb. 19-25, 2001	Udonis Haslem*	
Feb. 26-March 4, 2001	Brett Nelson*	
Feb. 18-24, 2002	Matt Bonner	
Feb. 4-10, 2002	Udonis Haslem	
Nov. 18-24, 2002	Matt Walsh	
Jan. 6-12, 2003	Anthony Roberson	
March 3-9, 2003	Matt Bonner	
Nov. 24-30, 2003	Matt Walsh	
Jan. 5-11, 2004	David Lee	
Jan. 17-23, 2005	Anthony Roberson	
Nov. 21-27, 2005	Taurean Green	
Dec. 26, 2005-Jan. 1, 2006	Joakim Noah	
March 6-12, 2006	Joakim Noah	
Jan. 15-21, 2007	Lee Humphrey	
Jan. 5-11, 2009	Nick Calathes	
Nov. 30-Dec. 6 2009	Erving Walker	
Dec. 12, 2010	Kenny Boynton	
Feb. 7, 2011	Chandler Parsons	
Dec. 12, 2011	Patric Young	
Dec. 19, 2011	Kenny Boynton	
Jan. 28, 2013	Scottie Wilbekin	
Dec. 2, 2013	Casey Prather (co)	
Dec. 16, 2013	Scottie Wilbekin	
Jan. 27, 2014	Michael Frazier II (co)	
Feb. 17, 2014	Scottie Wilbekin	
March 10, 2014	Michael Frazier II	
Jan. 25, 2016	Dorian Finney-Smith	
Jan. 9, 2017	KeVaughn Allen	
Feb. 6, 2017	Chris Chiozza	
Nov. 20, 2017	Egor Koulechev*	
Nov. 27, 2017	Jalen Hudson*	
Jan. 22, 2018	Jalen Hudson (co)	
March 5, 2018	Jalen Hudson (co)	
Nov. 25, 2019	Keyontae Johnson	
Jan. 4, 2021	Colin Castleton	
Feb. 1, 2021	Colin Castleton	
March 1, 2021	Tre Mann	

* Consecutive Weeks

SEC Rookie of the Week

(1988-92)		
December, 1987	Livingston Chatman	
March 4, 1990	Stacey Poole	
January 27, 1991	Craig Brown	
March 2, 1992	Dan Cross	

SEC Freshman of the Week

(2006-present)		
Dec. 10, 2007	Nick Calathes	
Jan. 14, 2008	Nick Calathes	
Nov. 28, 2011	Bradley Beal	
Dec. 12, 2011	Bradley Beal	
Dec. 26, 2011	Bradley Beal	
Jan. 30, 2012	Bradley Beal	
Feb. 6, 2012	Bradley Beal	
Feb. 20, 2012	Bradley Beal	
Dec. 3, 2012	Michael Frazier II	
Feb. 18, 2013	Michael Frazier II	
Feb. 1, 2016	KeVaughn Allen	
Dec. 3, 2018	Andrew Nembhard	
Feb. 18, 2019	Andrew Nembhard	
Jan. 6, 2020	Scottie Lewis	

NABC All-Star Game

1967	Gary Keller
------	-------------

1969	Neal Walk (MVP)
1985	Eugene McDowell
1987	Andrew Moten
1988	Vernon Maxwell
1995	Lon Kruger (Coach)
1996	Dametri Hill (MVP)

Compaq College Basketball Play of the Year

(Most Significant)		
2000	Mike Miller	(last-second shot vs. Butler)

USA Basketball – Junior World Championships

1987	Dwayne Schintzius
1991	Craig Brown
1991	Lon Kruger (Coach)
1998	Mike Miller

World University Games

Year	Participant	Location	Result
1995	Lon Kruger (USA, Head Coach)	Japan	Gold Medal
2015	Alex Murphy (Finland)	South Korea	14th Place
2015^	Will Yeguete (France)	South Korea	5th Place
2017	Gorjok Gak (Australia)	Taiwan	9th Place
2017	Egor Koulechev (Israel)	Taiwan	6th Place

International Championships

Since 2008

Year	Event	Location	Result
Canyon Barry (USA)			
2019^	3x3 World Cup	The Netherlands	Gold Medal
Bradley Beal (USA)			
2010*	U17 World Championships	Germany	Gold Medal/MVP
Nick Calathes (Greece)			
2009^	EuroBasket	Poland	Bronze Medal
2010^	World Championships	Turkey	Round of 16
2011^	EuroBasket	Lithuania	6th Place
2012^	Olympic Qualifying Tournament	Venezuela	Quarterfinals/DNQ
2014^	World Cup	Spain	Round of 16
2016^	Olympic Qualifying	Italy	Semifinalist
Billy Donovan (USA - Head Coach)			
2012	U18 Americas	Brazil	Gold Medal
2013	U19 World Championships	Czech Republic	Gold Medal
2014	U18 Americas	Colo. Springs, Colo.	Gold Medal
Michael Frazier II (USA)			
2013	U19 World Championships	Czech Republic	Gold Medal
2019^	World Cup Qualifying (2nd Rd.)	Greensboro, N.C.	2-0 record
Walter Hodge (Virgin Islands)			
2014^	Centrobasket	Mexico	2-2 in Group Play
2016^	Centrobasket	Panama	2-2 in Group play
2017^	AmeriCup	Columbia	4th Place
Al Horford (Dominican Republic)			
2008^	Centrobasket	Mexico	Bronze Medal
2009^	Americas	Puerto Rico	5th Place
2011^	Americas	Argentina	Bronze Medal
2012^	Centrobasket	Puerto Rico	Gold Medal
2012^	Olympic Qualifier	Venezuela	4th Place/DNQ
Alex Murphy (Finland)			
2012*	U20 Euro. Championships (Div. B)	Bulgaria	8th Place
Erik Murphy (Finland)			
2014^	World Cup	Spain	T-19th Place
2015^	EuroBasket	Several nations	16th Place
2017^	Eurobasket	Several nations	Round of 16
Andrew Nembhard (Canada)			
2018*	U18 Americas (Team Captain)	Canada	Silver Medal
2019	World Cup	China	21st Place
Joakim Noah (France)			
2011^	Eurobasket	Lithuania	Silver Medal
Mike Rosario (Puerto Rico)			
2012	Centrobasket	Puerto Rico	Silver Medal
2014^	Centrobasket	Mexico	Silver Medal
2016^	Centrobasket	Panama	Gold Medal
2017^	AmeriCup	Columbia	2-1 in Group Play
Samson Ruzhentsev (Russia)			
2018*	U18 European Championship	Latvia	4th Place
Will Yeguete (France)			
2011	U20 European Championships	Spain	Bronze Medal
Patric Young (USA)			
2010*	U18 Americas	San Antonio	Gold Medal
2011	U19 World Championships	Latvia	5th Place

*Before enrolling at UF; ^After college career; This list is not comprehensive.



INDIVIDUAL HONORS

United States Olympic Festival

1981	Rob Harden
1981	Ronnie Williams
1982	Eugene McDowell
1990	Lon Kruger (Coach)
1991	Craig Brown

McDonald's All-Americans

1975	*Ric Clarson (U.S. All-Stars)
1981	Eugene McDowell
1986	Dwayne Schintzius
1988	Stacey Poole
1998	Teddy Dupay (Good Sportsmanship Award), Mike Miller
1999	Donnell Harvey (Slam Dunk Champion), Brett Nelson (Good Sportsmanship Award)
2001	Kwame Brown (Declared for NBA Draft), David Lee (Slam Dunk Champion), James White
2002	Anthony Roberson
2004	Corey Brewer
2007	Nick Calathes, Jai Lucas
2009	Kenny Boynton
2010	Patric Young
2011	Bradley Beal
2013	Kasey Hill, Chris Walker
2019	Scottie Lewis, Tre Mann

*Clarson played in the McDonald's Capital Classic, precursor to the current McDonald's All-American Game, which began in 1978.

Nike Hoop Summit

2018	Andrew Nembhard	Canada
2019	Scottie Lewis	USA

Florida Mr. Basketball

1984	Vernon Maxwell
1994	LeRon Williams
1998	Teddy Dupay
2000	Orien Greene
2003	Chris Richard
2007	Nick Calathes

Last-Second Game-Winners (Since 1972)

DATE	OPPONENT	SHOT	TIME	FINAL
March 15, 2019	vs. LSU (SEC)	Andrew Nembhard 3-pointer	0:01.2	76-73
Jan. 6, 2018	at Missouri	Chris Chiozza steal & fastbreak layup	0:00.1	77-75
March 24, 2017	Wisconsin (NCAA)	Chris Chiozza 3-pointer floater	0:00	84-83 (OT)
Feb. 18, 2015	Vanderbilt	Devin Robinson go-ahead dunk	0:02	50-47
January 23, 2010	South Carolina	Chandler Parsons 30-foot 3-pointer	0:00	56-55
January 3, 2010	at N.C. State	Chandler Parsons 75-foot 3-pointer	0:00	62-61 (OT)
March 12, 2004	vs. Alabama (SEC)	Lee Humphrey 17-foot jumper	0:00	75-73
November 28, 2003	vs. Arizona	Bonell Colas lay-up	0:07.3	78-77
January 11, 2003	Georgia	Anthony Roberson 25-foot 3-pointer	0:00	66-63
January 10, 2001	Mississippi State	Brett Nelson 12-foot jumper	0:00.5	82-81
March 17, 2000	Butler (NCAA)	Mike Miller 10-foot leaner	0:00	69-68 (OT)
March 2, 1996	at Tennessee	Dametri Hill 18-footer	0:00	73-71
March 17, 1994	JMU (NCAA)	Dan Cross layup	0:07.2	64-62
January 9, 1993	Vanderbilt	Stacey Poole 18-footer	0:00	62-61
December 4, 1992	at South Florida	Craig Brown three-pointer	0:08	80-78
January 5, 1991	Auburn	Stacey Poole	0:01	84-82
March 10, 1989	vs. Georgia (SEC)	Dwayne Davis follow up	0:06	62-61
March 17, 1986	TCU (NIT)	Joe Lawrence	0:03	77-75
March 3, 1984	Mississippi State	Ronnie Williams turnaround jumper	0:01	60-59
January 4, 1984	at Mississippi State	Ronnie Williams	0:07	56-55
February 18, 1978	LSU	Ric Clarson jumper	0:00	73-72
January 12, 1976	Alabama	Gene Shy hook shot	0:01	71-70
February 5, 1973	at Georgia Tech	Mike Lederman lay-up	0:07	87-85
January 27, 1973	Mississippi State	Chip Williams tip-in	0:03	66-64
January 15, 1972	Kentucky	Jerry Hoover lay-up	0:07	72-70

The Lieutenant Fred Koss Memorial Award

Presented to the Gator senior who has displayed the most leadership, sacrifice, integrity and sportsmanship during his entire career, the award was established in 1974 by former Gator Bill Koss to honor his brother Lieutenant Fred Koss, who was shot down in Vietnam on July 7th, 1972, in his F-4 Phantom Jet.

1974	Tim Fletcher	1999	Greg Stolt
1975	Joe Repass	2000	Kenyan Weaks
1976	Mike Lederman	2001	Major Parker, Brent Wright
1977	Don Bostic	2002	Udonis Haslem
1978	Al Bonner	2003	Matt Bonner
1979	Malcolm Cesare	2005	David Lee
1981	Mark Giombetti	2006	Adrian Moss
1984	Ronnie Williams	2007	Lee Humphrey, Chris Richard
1985	Eugene McDowell	2009	Walter Hodge
1987	Joe Lawrence	2010	Dan Werner
1988	Pat Lawrence	2011	Chandler Parsons, Alex Tyus
1989	Clifford Lett	2012	Erving Walker
1991	Renaldo Garcia	2013	Kenny Boynton, Erik Murphy
1992	Brian Hogan	2014	Will Yeguete, Patric Young
1993	Hosie Grimsley	2015	Jacob Kurtz
1994	Craig Brown	2016	Dorian Finney-Smith
1995	Svein Dyrkolbotn	2017	Kasey Hill
1996	Clayton Bates	2018	Chris Chiozza
1997	Greg Williams	2019	Kevarrius Hayes
1998	Dan Williams		



GATORS IN THE PROS

All-Time NBA Draft Picks (37)

Player	Year	Team	Round	Overall
Joe Hobbs	1958	Minneapolis	9th	63
Cliff Luyk	1962	New York	4th	29
Brooks Henderson	1965	Los Angeles Lakers	4th	33
Gary Keller	1967	Los Angeles Lakers	6th	59
David Miller	1968	Milwaukee	12th	159
Neal Walk	1969	Phoenix	1st	2
Andy Owens	1970	Seattle	11th	174
Eugene Shy	1976	New York	10th	163
Len Sanders	1977	Denver	8th	169
Larry Brewster	1978	San Antonio	10th	201
Malcom Cesare	1979	Phoenix	4th	86
Vernon Delancy	1984	Milwaukee	3rd	67
Ronnie Williams	1984	Boston	2nd	48
Eugene McDowell	1985	Milwaukee	3rd	68
Andrew Moten	1987	New Jersey	4th	72
Vernon Maxwell	1988	Denver	2nd	47
Dwayne Schintzius	1990	San Antonio	1st	24
Andrew DeClercq	1995	Golden State	2nd	34
Jason Williams	1998	Sacramento	1st	7
Donnell Harvey	2000	New York	1st	22
Mike Miller	2000	Orlando	1st	5
Matt Bonner	2003	Chicago	2nd	45
Christian Drejer	2004	New Jersey	2nd	51
David Lee	2005	New York	1st	30
Al Horford	2007	Atlanta	1st	3
Corey Brewer	2007	Minnesota	1st	7
Joakim Noah	2007	Chicago	1st	9
Chris Richard	2007	Minnesota	2nd	41
Taurean Green	2007	Portland	2nd	52
Marreese Speights	2008	Philadelphia	1st	16
Nick Calathes	2009	Minnesota	2nd	45
Chandler Parsons	2011	Houston	2nd	38
Vernon Macklin	2011	Detroit	2nd	52
Bradley Beal	2012	Washington	1st	3
Erik Murphy	2013	Chicago	2nd	49
Tre Mann	2021	Oklahoma City	1st	18
Scottie Lewis	2021	Charlotte	2nd	56

NBA Draft Picks By Overall Selection

Player	Year	Team	Round	Overall
Neal Walk	1969	Phoenix	1	2
Bradley Beal	2012	Washington	1	3
Al Horford	2007	Atlanta	1	3
Mike Miller	2000	Orlando	1	5
Corey Brewer	2007	Minnesota	1	7
Jason Williams	1998	Sacramento	1	7
Joakim Noah	2007	Chicago	1	9
Marreese Speights	2008	Philadelphia	1	16
Tre Mann	2021	Oklahoma City	1	18
Donnell Harvey	2000	New York	1	22
Dwayne Schintzius	1990	San Antonio	1	24
Cliff Luyk	1962	New York	4	29
David Lee	2005	New York	1	30
Brooks Henderson	1965	Los Angeles Lakers	4	33
Andrew DeClercq	1995	Golden State	2	34
Chandler Parsons	2011	Houston	2	38
Chris Richard	2007	Minnesota	2	41
Nick Calathes	2009	Minnesota	2	45
Matt Bonner	2003	Chicago	2	45
Vernon Maxwell	1988	Denver	2	47
Ronnie Williams	1984	Boston	2	48
Erik Murphy	2013	Chicago	2	49
Christian Drejer	2004	New Jersey	2	51
Vernon Macklin	2011	Detroit	2	52
Taurean Green	2007	Portland	2	52
Scottie Lewis	2021	Charlotte	2	56
Gary Keller	1967	Los Angeles Lakers	6	59
Joe Hobbs	1958	Minneapolis	9	63
Vernon Delancy	1984	Milwaukee	3	67
Eugene McDowell	1985	Milwaukee	3	68
Andrew Moten	1987	New Jersey	4	72
Malcom Cesare	1979	Phoenix	4	86
David Miller	1968	Milwaukee	12	159
Eugene Shy	1976	New York	10	163
Len Sanders	1977	Denver	8	169
Andy Owens	1970	Seattle	11	174
Larry Brewster	1978	San Antonio	10	201

Draft Picks by Round

Round	Selections
1	12
2	12
3	2
4	4
6	1
8	1
9	1
10	2
11	1
12	1

Draft Picks by Team

Selections	Team(s)
4	New York
3	Chicago, Milwaukee, LA/Minneapolis Lakers, Minnesota
2	Denver, New Jersey, Phoenix, San Antonio
1	Atlanta, Boston, Charlotte, Detroit, Golden State, Houston, Oklahoma City, Orlando, Philadelphia, Portland, Sacramento, Seattle, Washington

NBA Championships

Vernon Maxwell	1994	Houston Rockets
Vernon Maxwell	1995	Houston Rockets
Udonis Haslem	2006	Miami Heat
Jason Williams	2006	Miami Heat
Matt Bonner	2007	San Antonio Spurs
Corey Brewer	2011	Dallas Mavericks
Udonis Haslem	2012	Miami Heat
Mike Miller	2012	Miami Heat
Udonis Haslem	2013	Miami Heat
Mike Miller	2013	Miami Heat
Matt Bonner	2014	San Antonio Spurs
David Lee	2015	Golden State Warriors
Marreese Speights	2015	Golden State Warriors

All-NBA Teams

Al Horford	2011 (3rd)	Atlanta Hawks
David Lee	2013 (3rd)	Golden State Warriors
Joakim Noah	2014 (1st)	Chicago Bulls
Bradley Beal	2021 (3rd)	Washington Wizards

NBA All-Stars

Al Horford	2010	Atlanta Hawks
David Lee	2010	New York Knicks
Al Horford	2011	Atlanta Hawks
David Lee	2013	Golden State Warriors
Joakim Noah	2013	Chicago Bulls
Joakim Noah	2014	Chicago Bulls
Al Horford	2015	Atlanta Hawks
Al Horford	2016	Atlanta Hawks
Bradley Beal	2018	Washington Wizards
Al Horford	2018	Boston Celtics
Bradley Beal	2019	Washington Wizards
Bradley Beal	2021	Washington Wizards

NBA Defensive Player of the Year

Joakim Noah	2014	Chicago Bulls
-------------	------	---------------

NBA Rookie of the Year

Mike Miller	2001	Orlando Magic
-------------	------	---------------

NBA Sixth Man of the Year

Mike Miller	2006	Memphis Grizzlies
-------------	------	-------------------

NBA Cares Community Assist Award

Bradley Beal	2019	Washington Wizards
--------------	------	--------------------

NBA All-Defensive Team

Joakim Noah	2011 (2nd)	Chicago Bulls
Joakim Noah	2013 (1st)	Chicago Bulls
Joakim Noah	2014 (1st)	Chicago Bulls



GATORS IN THE PROS

NBA All-Rookie Team

Jason Williams	1999 (1st)	Sacramento Kings
Mike Miller	2001 (1st)	Orlando Magic
Udonis Haslem	2004 (2nd)	Miami Heat
Al Horford	2008 (1st)	Atlanta Hawks
Chandler Parsons	2012 (2nd)	Houston Rockets
Bradley Beal	2013 (1st)	Washington Wizards

NBA Stat Champions

Matt Bonner, 3-Point Pct.	2011	San Antonio Spurs	.457 (105-230)
Bradley Beal, Minutes	2019	Washington Wizards	3,028
Bradley Beal, Minutes/Game	2019	Washington Wizards	36.9

NBA Rookie of the Month

Mike Miller	February 2001	Orlando Magic
Mike Miller	March 2001 (co)	Orlando Magic
Al Horford	November 2007 (East)	Atlanta Hawks
Al Horford	February 2008 (East)	Atlanta Hawks
Al Horford	March 2008 (East)	Atlanta Hawks
Bradley Beal	December 2012 (East)	Washington Wizards
Bradley Beal	January 2013 (East)	Washington Wizards

NBA Player of the Month

Al Horford	January 2015 (co, East)	Atlanta Hawks
------------	-------------------------	---------------

NBA Players of the Week

David Lee	2/1/09 (East)	New York Knicks
Al Horford	11/25/12 (East)	Atlanta Hawks
David Lee	12/16/12 (West)	Golden State Warriors
David Lee	2/3/13 (West)	Golden State Warriors
Al Horford	12/22/14 (East)	Atlanta Hawks
Al Horford	1/19/15 (East)	Atlanta Hawks
Bradley Beal	1/1/18 (East)	Washington Wizards
Bradley Beal	12/10/18 (East)	Washington Wizards
Bradley Beal	3/18/19 (East)	Washington Wizards
Bradley Beal	4/26/21 (East)	Washington Wizards

All-Time NBA Gators

Bradley Beal	2012-present	Washington 2012-present
Matt Bonner	2004-2016	Toronto 2004-06, San Antonio 2006-16
Corey Brewer	2007-20	Minnesota 2007-11, Dallas 2011, Denver 2011-13, Minnesota 2013-14, Houston 2014-17, LA Lakers 2017-18, Oklahoma City 2018, Philadelphia 2019, Sacramento 2019-20
Nick Calathes	2013-15	Memphis 2013-15
Chris Chiozza	2019-present	Houston 2019, Washington 2019, Brooklyn 2020-21, Golden State 2021-present
Andrew DeClercq	1995-2005	Golden State 1995-97, Boston 1997-99, Cleveland 1999-2000, Orlando 2000-05, Dallas 2016-present
Dorian Finney-Smith	2016-present	Dallas 2016-present
Michael Frazier II	2020	Houston 2020
Taurean Green	2007-08	Portland 2007-08, Denver 2008
Donnell Harvey	2000-05	Dallas 2000-01, Denver 2002-03, Orlando 2003, Phoenix 2003-04, New Jersey 2005
Al Horford	2007-present	Atlanta 2007-16, Boston 2016-19, Philadelphia 2019-20, Oklahoma City 2020-21, Boston 2021-present
David Lee	2005-17	New York 2005-10, Golden State 2010-15, Boston 2015-16, Dallas 2016, San Antonio 2016-17
Scottie Lewis	2021-present	Charlotte 2021-present
Vernon Macklin	2011-12	Detroit 2011-12
Tre Mann	2021-present	Oklahoma City 2021-present
Mike Miller	2000-17	Orlando 2000-03, Memphis 2003-08, Minnesota 2008-09, Washington 2009-10, Miami 2010-13, Memphis 2013-14, Cleveland 2014-15, Denver 2015-17
Erik Murphy	2013-14	Chicago 2013-14
Joakim Noah	2007-20	Chicago 2017-16, New York 2016-18, Memphis 2018-19, LA Clippers 2020
Chandler Parsons	2011-19	Houston 2011-14, Dallas 2014-16, Memphis 2016-19, Atlanta 2019
Chris Richard	2007-08, 2010	Minnesota 2007-08, Chicago 2010
Anthony Roberson	2005-09	Memphis 2005-06, Golden State 2006, New York 2008-09, Chicago 2009
Devin Robinson	2018-19	Washington 2018-19
Dwayne Schintzius	1990-99	San Antonio 1990-92, New Jersey 1992-95, Indiana 1995-96, LA Clippers 1996-97, Boston 1998-99
Marreese Speights	2008-18	Philadelphia 2008-11, Memphis 2011-13, Cleveland 2013, Golden State 2013-16, LA Clippers 2016-17, Orlando 2017-18
Neal Walk	1969-77	Phoenix 1969-74, New Orleans 1974-75, New York 1975-77
Matt Walsh	2005	Miami 2005
Jason Williams	1998-2011	Sacramento 1998-2001, Memphis 2001-05, Miami 2005-08, Orlando 2009-11, Memphis 2011

Gators in the NBA D-League/G League

Player	Years in NBDL	Team(s)
Dwayne Schintzius	2001-02 (1)	Mobile Revelers
Greg Stolt	2001-02 (1)	Huntsville Flight
Brent Wright	2001-02 (1)	Greenville Groove Stats
Justin Hamilton	2003-04 (1)	Roanoke Dazzle
Anthony Roberson	2005-07 (2)	Arkansas RimRockers
Matt Walsh	2005-06 (1)	Arkansas RimRockers
Chris Richard	2008-10 (3)	Sioux Falls Skyforce, Tulsa 66ers
Lee Humphrey	2011-12 (1)	Rio Grande Valley Vipers
Erik Murphy	2014-15 (1)	Austin Spurs
Casey Prather	2014-15 (1)	Bakersfield Jam
Michael Frazier II	2015-16, 18-20 (3)	Los Angeles D-Fenders, Iowa Energy, Ft. Wayne Mad Ants, Rio Grande Valley Vipers
Jon Horford	2015-19 (4)	Canton Charge, Grand Rapids Drive
Chris Walker	2015-19 (4)	Rio Grande Valley Vipers
Justin Leon	2017-19 (2)	OKC Blue
Devin Robinson	2017-21 (4)	Delaware 87ers, Westchester Knicks, Capital City Go Go, Raptors 905, Ft. Wayne Mad Ants
Canyon Barry	2018-21 (3)	Iowa Wolves
Chris Chiozza	2018-20 (2)	Capital City Go Go, Rio Grande Valley Vipers, Long Island Nets

Past Gators on Pro Staffs

Name	UF Role	Pro Seasons	Most Recent Role	Team
R.C. Buford	Assistant Coach	1994-present	General Manager	San Antonio Spurs
Phil Weber	Assistant Coach	1999-2008	Assistant Coach	Phoenix Suns
		2008-2012	Assistant Coach	New York Knicks
		2012-14	Consultant	Miami Heat
		2014-15	Head Coach	Sioux Falls Skyforce
		2015-17	Assistant Coach	New Orleans Pelicans
Lon Kruger	Head Coach	2000-02	Head Coach	Atlanta Hawks
	Assistant Coach	2003-04	Assistant Coach	New York Knicks
Kenny McCraney	Assistant Coach	2000-02	Video Coordinator	Miami Sol
		2002-present	Dir. of Team Services	Miami Heat
Mike Weinar	Manager	2008-present	Special Asst. to the HC	Dallas Mavericks
Matt Herring	Strength & Cond.	2011-13	Strength Coach	San Antonio Spurs
Mark Daigneault	Asst. to the HC	2014-19	Head Coach	OKC Blue
		2019-20	Assistant Coach	Oklahoma City Thunder
		2020-present	Head Coach	Oklahoma City Thunder
Ron Stewart	Assistant Coach	2014-present	Scout	Milwaukee Bucks
Oliver Winterbone	Video Coord.	2014-19	Director, R&D/Player Dev.	Oklahoma City Thunder
Billy Donovan	Head Coach	2015-20	Head Coach	Oklahoma City Thunder
		2020-present	Head Coach	Chicago Bulls
Anthony Grant	Assistant Coach	2015-17	Assistant Coach	Oklahoma City Thunder
Billy Schmidt	Asst. to the HC	2015-20	Quality Control Coach	Oklahoma City Thunder
Daniel Starkman	Manager	2015-present	Sr. Mgr., Basketball Ops	Atlanta Hawks
Larry Shyatt	Assistant Coach	2016-19	Assistant Coach	Dallas Mavericks
Chad Merviss	Manager	2016-17	Player Personnel Intern	Charlotte Hornets
Billy Donovan	Player	2017-19	Operations/Player Dev.	Austin Spurs
		2019-present	Asst. Video Coordinator	Phoenix Suns
Donnie Jones	Assistant Coach	2017-18	Scout	Los Angeles Clippers
Schuyler Rimmer	Player	2017-18	Player Dev./Video Asst.	Atlanta Hawks
		2018-present	Player Dev./Video Coord.	Milwaukee Bucks

Gators in the CBA Draft

Player	Years at UF	Team	Round	Overall
Joe Lawrence	1984-87	Pensacola Tornados	2nd	17th
Clifford Lett	1987-90	Pensacola Tornados	7th	107th
Dwayne Davis	1988-91	Yakima Sun Kings	3rd	36th
Livingston Chatman	1988-91	Tulsa Fast Breakers	4th	66th
Stacey Poole	1990-93	Hartford Hellcats	1st	1st
Craig Brown	1991-94	Harrisburg Hammerheads	1st	15th
Andrew DeClercq	1992-95	Grand Rapids Hoops	7th	90th
Dan Cross	1992-95	Grand Rapids Hoops	7th	95th
Dametri Hill	1993-96	Florida Beachdogs	6th	65th
Kenyan Weaks	1997-2000	Grand Rapids Hoops	9th	85th

Gators In The CBA

Player	Years at UF	Years in CBA
Andrew Moten	1984-87	1985
Ronnie Williams	1981-84	1988
Eugene McDowell	1982-85	1992
Stacey Poole	1990-93	1994
Craig Brown	1991-94	1995
Clifford Lett	1987-90	1995
Kenny McClary	1985-88	1996
Dan Cross	1992-95	2001
Dametri Hill	1993-96	2001



BACK-TO-BACK NATIONAL CHAMPIONS



Brett Wilhelm/NCAA Photos

Billy Donovan

"Winning a national championship with no expectations – well maybe people can say, 'They got lucky, they got hot at the right time.' Then to win one with all of the expectations on you – I think they have to go down, in the word 'team,' as one of the greatest teams of all-time."

Al Horford

"We enjoyed the entire process, not just the end result. We enjoyed being around each other, playing ball with each other, we were a family, and I wouldn't trade this experience for anything in the world."

Joakim Noah

"People can say what they want, but in the end, they do have to say, 'Yeah, they did win back-to-back titles.'"

Lee Humphrey

"Just the opportunity to play with this group made the game of basketball so enjoyable. We played the game the right way, we trusted and loved each other like family, and we accomplished things none of us ever dreamed of because of it."

Corey Brewer

"We were the ultimate team. We were unselfish, we passed the ball, everyone made plays and everyone had a part in winning."

Two-Time National Champions

With the expectations of a nation awaiting, the University of Florida took its place in history with its second consecutive national title in 2007. A year earlier, the Gators had taken the nation by storm with no expectations at all. A year later, they took everyone's best shot and were still the last team standing at the Georgia Dome. When it was all said and done, the Gators became the first team in 15 years to repeat and joined the great teams in college basketball history in the process. Champions Forever.

The "History Boys"

After winning a second straight national title, Grant Wahl of Sports Illustrated dubbed these Gators as, "the History Boys, a once in a generation collective that achieved one of the rarest feats in modern American team sports." It was as much a tribute to the accomplishment as the path they paved to get there. The Gators were the epitome of unselfish. Its entire starting five averaged within 3.0 points of one another, but just as importantly, within 2.4 shots per game of one another, with none getting as many as 10.0 per game. The Gators posted 68 wins over the two years, tied for the fifth-highest two-year total in NCAA history. And in its two national titles, the Gators were dominant, outscoring opponents by 15.9 points per game over two years. A once in a generation collective indeed.

18 In A Row

In 2006 and 2007 the University of Florida was at its best when the stakes were the highest – in postseason. During that time the Gators pieced together 18 consecutive postseason wins, the longest stretch since the great championship UCLA teams of John Wooden in the 1960s and '70s won 28 in a row (under a four-game NCAA Tournament format). Florida went 12-0 in the NCAA Tournament, winning eight of 12 by double-digits, and went 6-0 in the SEC Tournament with a pair of titles (to reach three in a row overall) in that time.

Donovan Joins Elite Company

Billy Donovan became just the 12th coach to win multiple NCAA titles and one of only four active coaches to do so (Mike Krzyzewski 4, Jim Calhoun 3, Roy Williams 2). Furthermore, at 41 years of age in 2007, he became the third-youngest coach all-time to win multiple NCAA titles (Bobby Knight, Indiana – 35, 40; Phil Woolpert, San Francisco – 39, 40). He joined legendary Kentucky coach Adolph Rupp as the only coach in SEC history to boast multiple national titles.



EXACTECH ARENA / STEPHEN C. O'CONNELL CENTER



The Exactech Arena at the Stephen C. O'Connell Center reopened its doors for Florida basketball on Dec. 21, 2016, following a \$69.8 renovation project that commenced in March 2016. The renovation, a joint project between the University of Florida and the University Athletic Association, includes permanent chairback seating throughout the entire arena, new premium seating options, a center-hung scoreboard and entirely revamped service level, including locker rooms.

The 10-year naming agreement with Gainesville-based Exactech provided \$5.9 million in funding toward the renovation project.

Traditionally, a trip to the O'Connell Center hasn't meant a pleasant and fun-filled stay in sunny Florida for visiting clubs. UF is 301-56 (.843) in the O'Connell Center since 1998-99, ranking in the top 10 power conference teams nationally in home winning percentage during that time.

Florida posted a 40-game non-conference winning streak that lasted from 1998-2003.

Built in 1980 at a cost of \$14 million, the O'Connell Center – named for former UF President Stephen C. O'Connell (1967-73) – has become the showplace for college basketball in the state of Florida. In 2007-08 Florida shattered its attendance record as 226,815 fans flocked through the gates, while UF averaged a school-record 11,826 fans per game in 2006-07 and had over 10,500 fans at every game for the first time ever. A school-record 12,621 fans turned out to see the Gators defeat Ohio State on Dec. 23, 2006 in what would be a preview of the national title game.

The O'Connell Center had a \$10 million facelift in the summer of 1998 to replace the teflon coated roof with a permanent structure.

While the O'Connell Center has a reputation as an imposing basketball arena for visiting opponents with its 10,151 seats, the Center is also part of a centrally-located athletic complex. The facilities surrounding the O'Dome include Ben Hill Griffin Stadium at Florida Field, McKethan Stadium at Perry Field, Percy Beard Track at James G. Pressly Stadium, the Scott Linder Stadium and Perry Indoor Facility at the Ring Tennis Complex and the University Golf Course with the Bostick Clubhouse.

The O'Connell Center also is the site of more than just Gators basketball games. It brings people together for many other sporting, entertainment, academic and business activities. Over the years, the facility has housed concerts, Disney shows, conventions, business exhibits, conferences, banquets, university and high school commencements, SEC and NCAA championship events.

O'Connell Center Firsts

First Game:	Florida vs. East Tennessee, 72-54, Dec. 30, 1980
First Points:	Vernon Delancy, Florida (12-foot jumper, 19:42)
First Foul:	Tim Strawbridge, Florida (19:20)
First Assist:	Vernon Delancy, Florida (19:19)
First Free Throw:	Mike Moses (19:04)
First Dunk:	Vernon Delancy (10:14)
First Technical:	Gator Bench vs. Auburn, Jan. 10, 1981
First 3-pointer:	Joe Lawrence vs. W. Carolina, Dec. 2, 1986
First 100-point Game:	vs. Central Florida, 106-55, Nov. 24, 1984
First 30-point Game:	Eugene McDowell (30), vs. Alabama, Jan. 26, 1985
First Win:	vs. East Tennessee, 72-54, Dec. 30, 1980
First SEC Win:	vs. Auburn, 63-59, Jan. 10, 1981
First Loss:	vs. LSU, 92-66, Jan. 3, 1981

Exactech Arena Firsts

First Game:	Florida vs. Little Rock, 94-71 win, Dec. 21, 2016
First Points:	Kevarrius Hayes, Florida (dunk, 19:46)
First Foul:	Kevarrius Hayes, Florida (18:33)
First Assist:	Devin Robinson, Florida (19:46)
First Free Throw:	Jalen Jackson, Little Rock (14:15)
First Dunk:	Kevarrius Hayes, Florida (19:46)
First 3-pointer:	Kasey Hill, Florida (17:40)
First 100-point Game:	vs. Central Florida, 106-55, Nov. 24, 1984
First 30-point Game:	Egor Koulechov, Florida, 34 vs. Gardner-Webb, Nov. 13, 2017
First Win:	Little Rock, 94-71, Dec. 21, 2016
First SEC Win:	vs. Ole Miss, 70-63, Jan. 3, 2017
First Loss:	vs. Vanderbilt, 68-66, Jan. 21, 2017

Home Winning Streaks

33 (Nov. 11, 2012 – Nov. 14, 2014; ended Nov. 17, 2014 vs. Miami)
24 (March 1, 2006 – Nov. 20, 2007; ended Nov. 23, 2007 vs. FSU)
20 (Jan. 25, 2005 – Feb. 4, 2006; ended Feb. 8, 2006 vs. S. Carolina)
19 (Jan. 22, 2011 – Feb. 4, 2012; ended Feb. 11, 2012 vs. Tennessee)
19 (Feb. 2, 2002 – Feb. 25, 2003; ended March 8, 2003 vs. Kentucky)
18 (Jan. 22, 1985 – Feb. 4, 1987; ended Feb. 9, 1987 vs. Auburn)
17 (March 19, 2008 – Feb. 21, 2009; ended March 1, 2009 vs. Tenn.)
16 (Feb. 4, 1967 – Feb. 21, 1968; ended Feb. 24, 1968 vs. Miss. St.)
15 (Jan. 27, 2001 – Jan. 16, 2002; ended Jan. 19, 2002 vs. Georgia)
15 (Nov. 26, 1993 – Dec. 10, 1994; ended Dec. 21, 1994 vs. Jacksonville)
13 (Jan. 29, 2000 – Dec. 30, 2000; ended Jan. 17, 2001 vs. Georgia)
12 (Nov. 16, 1998 – Feb. 4, 1999; ended Feb. 6, 1999 vs. Ole Miss)
11 (Feb. 16, 1999 – Jan. 12, 2000; ended Jan. 18, 2000 vs. Tennessee)
11 (Feb. 11, 1987 – Jan. 27, 1988; ended Feb. 6, 1988 vs. Auburn)

Home Records By Season

1915-16	0-0	1970-71	9-5
1919-20	0-0	1971-72	7-5
1920-21	0-1	1972-73	8-3
1921-22	4-0	1973-74	8-4
1922-23	1-0	1974-75	9-4
1923-24	4-1	1975-76	9-4
1924-25	2-2	1976-77	7-4
1925-26	4-2	1977-78	5-4
1926-27	4-2	1978-79	3-8
1927-28	1-8	1979-80	5-6
1928-29	5-5	1980-81	5-6
1929-30	4-2	1981-82	3-7
1930-31	5-3	1982-83	8-6
1931-32	5-1	1983-84	10-4
1932-33	4-1	1984-85	8-4
1933-34	6-1	1985-86	16-1
1934-35	4-4	1986-87	11-1
1935-36	2-3	1987-88	13-2
1936-37	4-5	1988-89	9-3
1937-38	8-3	1989-90	5-7
1938-39	6-3	1990-91	6-6
1939-40	8-2	1991-92	11-4
1940-41	2-0	1992-93	8-3
1941-42	4-5	1993-94	13-0
1942-43	3-2	1994-95	7-6
1944-45	2-8	1995-96	6-6
1945-46	3-6	1996-97	8-6
1946-47	10-1	1997-98	11-4
1947-48	8-4	1998-99	14-1
1948-49	5-7	1999-2000	15-1
1949-50	6-4	2000-01	13-2
1950-51	8-2	2001-02	13-2
1951-52	10-1	2002-03	15-1
1952-53	6-3	2003-04	11-4
1953-54	4-6	2004-05	13-3
1954-55	9-2	2005-06	16-2
1955-56	8-3	2006-07	18-0
1956-57	8-3	2007-08	17-4
1957-58	7-3	2008-09	18-2
1958-59	7-5	2009-10	13-4
1959-60	5-7	2010-11	14-3
1960-61	8-0	2011-12	14-2
1961-62	9-2	2012-13	15-0
1962-63	8-4	2013-14	17-0
1963-64	6-5	2014-15	11-5
1964-65	12-1	2015-16	12-4
1965-66	8-3	2016-17	9-1
1966-67	10-1	2017-18	12-5
1967-68	10-1	2018-19	9-6
1968-69	10-1	2019-20	11-4
1969-70	6-4	2020-21	6-3

10 (Jan. 12, 1940 – Dec. 12, 1941; ended Dec. 15, 1941 vs. Alabama)
 10 (Feb. 3, 1951 – Jan. 5, 1952; ended Jan. 12, 1952 vs. Kentucky)

Non-Conf. Home Winning Streaks

40 (Nov. 16, 1998 – Dec. 6, 2003; ended Dec. 10, 2003 vs. Maryland)
28 (Dec. 19, 2004 – Nov. 20, 2007; ended Nov. 23, 2007 vs. Florida St.)
27 (Dec. 18, 1953 – Dec. 7, 1959; ended Dec. 15, 1959 vs. Stetson)
25 (Dec. 22, 2010 – Nov. 14, 2014; ended Nov. 17, 2014 vs. Miami)
24 (Dec. 20, 1983 – Dec. 19, 1988; ended Dec. 22, 1988 vs. Pittsburgh)
18 (Nov. 27, 2007 – March 20, 2009; ended March 24, 2009 vs. Penn St.)
17 (Jan. 9, 1964 – Dec. 31, 1968; ended Jan. 18, 1969 vs. Furman)
15 (Jan. 6, 1939 – Dec. 13, 1944; ended Dec. 15, 1944 vs. Pinellas AAF)

SITE	CAPACITY	FIRST GAME	LAST GAME	RECORD	PCT.
The Gym-1	—	Jan. 15, 1920	Feb. 26, 1927	19-8	.704
The New Gym-2	—	Jan. 6, 1928	Feb. 26, 1949	99-74	.572
Florida Gym-3	7,000	Jan. 7, 1950	Feb. 20, 1980	235-108	.685
O'Connell Center	10,151	Dec. 30, 1980	—	458-132	.776
Total				811-322	.716

1 — Florida's first official gym was located just east of the stadium in the Murphree hall area; 2 — The "New Gym," which later housed the school of music; 3 — Alligator Alley, which also housed the College of Physical Education and Health



ATTENDANCE FIGURES

Single-Game Attendance Highs

RANK	ATTENDANCE	OPPONENT	DATE	SCORE	RESULT
1.	12,633	Kentucky	Sat., Feb. 5, 2011	70-68	W
2.	12,630	Tennessee	Sat., Feb. 12, 2011	61-60	W
3.	12,621	Ohio State	Sat., Dec. 23, 2006	86-60	W
4.	12,618	Kentucky	Tues., Jan. 12, 2010	77-89	L
5.	12,614	Kentucky	Sun., March 4, 2007	85-72	W
6.	12,609	Arkansas	Sat., Feb. 23, 2013	71-54	W
	12,609	Kentucky	Sat., Feb. 4, 2006	95-80	W
8.	12,604	Kentucky	Sat., March 8, 2014	84-65	W
9.	12,602	Kentucky	Sun., March 6, 2005	53-52	W
10.	12,599	Florida State	Fri., Nov. 25, 2005	74-66	W
11.	12,598	Alabama	Wed., Feb. 14, 2007	76-67	W
12.	12,597	Missouri	Sat., Jan. 19, 2013	83-52	W
13.	12,589	LSU	Sat., March 1, 2014	79-61	W
14.	12,581	Kentucky	Sat., March 8, 2003	67-69	L
15.	12,578	Kentucky	Sat., Feb. 7, 2015	61-68	L
16.	12,543	Vanderbilt	Sat., Feb. 21, 2009	82-68	W
17.	12,522	Ole Miss	Sat., Feb. 2, 2013	78-64	W
18.	12,520	Alabama	Sat., Feb. 8, 2014	78-69	W
19.	12,511	Kentucky	Sun., March 4, 2001	94-86	W
20.	12,498	Tennessee	Sat., Jan. 10, 2004	95-57	W

Year-By-Year Home Attendance

SEASON	GAMES	TOTAL	AVG.	RECORD	PCT.
1980-81	11	80,246	7,295	5-6	.454
1981-82	10	75,822	7,582	3-7	.300
1982-83	14	93,190	6,656	8-6	.571
1983-84	14	93,932	6,709	10-4	.714
1984-85	12	104,938	8,745	8-4	.667
1985-86	17	128,558	7,562	16-1	.941
1986-87	12	129,205	10,767	11-1	.917
1987-88	15	151,654	10,110	13-2	.867
1988-89	12	112,802	9,400	9-3	.750
1989-90	12	90,489	7,541	5-7	.417
1990-91	12	85,739	7,145	6-6	.500
1991-92	15	109,630	7,309	11-4	.733
1992-93	11	102,231	9,294	8-3	.727
1993-94	13	121,005	9,308	13-0	1.000
1994-95	13	127,898	9,838	7-6	.538
1995-96	12	94,757	7,896	6-6	.500
1996-97	14	89,614	6,401	8-6	.571
1997-98	15	115,858	7,724	11-4	.733
1998-99	15	135,276	9,018	14-1	.933
1999-2000	16	156,524	9,783	15-1	.938
2000-01	15	158,149	10,543	13-2	.867
2001-02	15	162,069	10,805	13-2	.867
2002-03	16	167,827	10,489	15-1	.938
2003-04	15	165,705	11,047	11-4	.733
2004-05	16	165,600	10,350	13-3	.813
2005-06	18	195,331	10,852	16-2	.889
2006-07	18	212,866	11,826	18-0	1.000
2007-08	21	226,815	10,801	17-4	.810
2008-09	20	206,547	10,327	18-2	.900
2009-10	17	186,106	10,947	13-4	.765
2010-11	17	173,158	10,186	14-3	.824
2011-12	16	166,951	10,434	14-2	.875
2012-13	15	160,160	10,677	15-0	1.000
2013-14	17	195,013	11,471	17-0	1.000
2014-15	16	169,123	10,570	11-5	.688
2015-16	16	154,982	9,686	12-4	.750
2016-17	10	106,905	10,690	9-1	.900
2017-18	17	165,446	9,732	12-5	.706
2018-19	15	144,001	9,600	9-6	.600
2019-20	15	146,064	9,738	11-4	.733
2020-21	9	20,599	2,289	6-3	.667
Totals	599	5,648,785	9,430	464-135	.775

Largest Crowds To Watch Florida Basketball

79,444	at AT&T Stadium vs. Connecticut, April 5, 2014 (NCAA Tournament Semifinal)
53,510	at Georgia Dome vs. UCLA, March 31, 2007 (NCAA Tournament Semifinal)
51,458	at Georgia Dome vs. Ohio State, April 2, 2007 (NCAA Tournament Final)
43,822	at RCA Dome vs. George Mason, April 1, 2006 (NCAA Tournament Semifinal)
43,168	at RCA Dome vs. UCLA, April 3, 2006 (NCAA Tournament Final)
43,116	at RCA Dome vs. Michigan State, April 3, 2000 (NCAA Tournament Final)
43,116	at RCA Dome vs. North Carolina, April 1, 2000 (NCAA Tournament Semifinal)
40,639	at Cowboys Stadium vs. FGCU, March 29, 2013 (NCAA Tournament Regional Semifinal)
36,585	at Cowboys Stadium vs. Michigan, March 31, 2013 (NCAA Tournament Regional Final)
30,681	at Carrier Dome vs. Duke, March 24, 2000 (NCAA Tournament)
30,388	at Carrier Dome vs. Oklahoma State, March 26, 2000 (NCAA Tournament)
28,246	at Carrier Dome vs. Alaska-Anchorage, Dec. 8, 1990 (Carrier Classic)
27,929	at Carrier Dome vs. UNC Charlotte, Dec. 7, 1990 (Carrier Classic)
26,214	at Edward Jones Dome vs. Butler, March 23, 2007 (NCAA Sweet 16)
25,947	at Edward Jones Dome vs. Oregon, March 25, 2007 (NCAA Tournament Elite Eight)
25,127	at Georgia Dome vs. Arkansas, March 5, 1999 (SEC Tournament)

O'Connell Center Records By Opponent

Alabama	20-6	La Salle	1-0	Rutgers	2-0
Alabama State	2-0	Liberty	1-0	Sam Houston State	1-0
Albany	1-0	Long Beach State	1-0	Samford	1-0
American University	2-0	Long Island	1-0	San Diego State	1-0
Arizona	17-0	Longwood	1-0	Savannah State	3-0
Arkansas	14-2	Louisiana-Monroe	1-0	St. Francis (Pa.)	1-0
Arkansas-Little Rock	2-0	LSU	17-12	St. Leo	2-0
Auburn	22-5	Louisiana Tech	1-0	St. Peter's	1-0
Augusta	1-0	Louisville	0-1	Siena	1-0
Baylor	1-1	Loyola Chicago	0-1	South Alabama	1-1
Belmont	1-0	Marquette	1-0	South Carolina	19-8
Bethune-Cookman	6-0	Marshall	1-0	South Florida	7-2
Biscayne	3-0	Maryland	0-1	Southeastern Louisiana	1-0
Bradley	1-0	McNeese State	1-0	Southern University	2-0
Butler	1-0	Mercer	1-0	Southern Mississippi	1-0
Charleston Southern	6-0	Miami (Fla.)	5-2	Southern Utah	1-0
Coastal Carolina	3-0	Michigan State	1-1	Stetson	15-1
Connecticut	0-1	Middle Tennessee	1-0	Tennessee	24-13
Creighton	1-0	Mississippi	23-5	Tennessee-Chattanooga	1-0
DePaul	1-0	Mississippi State	21-6	Tennessee Tech	1-0
Duquesne	1-0	Mississippi Valley State	1-0	Texas	1-2
East Tennessee State	1-0	Missouri	4-1	Texas A&M	5-0
Eastern Illinois	1-0	Missouri State	1-0	Texas Christian	1-0
Eastern Kentucky	2-0	Montana State	1-0	Texas Southern	1-0
Florida A&M	10-0	Morehead State	2-0	Toledo	1-0
Florida Atlantic	3-0	Morgan State	1-0	Towson	2-0
Florida Gulf Coast	2-0	NC Central	1-0	Troy	1-0
Florida International	1-0	New Hampshire	3-0	Tulane	1-0
Florida State	12-7	New Orleans	2-0	UAB	1-0
Gardner-Webb	1-0	Nicholls State	1-0	UCF	8-0
Georgetown	0-1	North Carolina A&T	2-0	UNC Wilmington	2-0
Georgia	28-12	North Carolina State	1-0	Vanderbilt	31-9
Georgia Southern	4-0	North Dakota State	1-0	Vermont	1-0
Georgia Tech	1-0	North Florida	7-0	Villanova	0-1
High Point	3-0	Northeastern	1-0	VMI	1-0
Howard	1-0	Ohio State	2-2	Wake Forest	0-1
Illinois	0-1	Penn State	0-1	West Virginia	1-0
Incarnate Word	1-0	Pittsburgh	0-1	Western Carolina	1-0
Jackson State	1-0	Prairie View A&M	1-0	Wichita State	1-0
Jacksonville	13-2	Presbyterian	1-0	William & Mary	1-0
James Madison	1-0	Providence	1-0	Wisconsin	1-0
Kansas	1-1	Radford	1-0	Xavier	0-1
Kent State	1-0	Rhode Island	1-0	Yale	2-0
Kentucky	18-23	Richmond	3-0		



2021-22 OPPONENTS

Alabama Crimson Tide

Date: Jan. 5 (Home)
Arena: Coleman Coliseum (15,383), Tuscaloosa, Ala.
Coach: Nate Oats; 42-22/3rd at UA, 138-65/7th career
Conference: Southeastern (SEC)
2020-21/Postseason: 26-7 (16-2)/NCAA Sweet 16 (2 Seed)
SID: Aaron Jordan, (205) 348-5401, ajordan@ia.ua.edu
UF Series Record: 70-76
Last: Alabama 86, Florida 71; Jan. 5, 2021 (Tuscaloosa)

Arkansas Razorbacks

Date: Feb. 22 (Home)
Arena: Bud Walton Arena (19,200), Fayetteville, Ark.
Coach: Eric Musselman; 45-19/3rd at Arkansas, 155-53/7th career
Conference: Southeastern (SEC)
2020-21/Postseason: 25-7 (13-4)/NCAA Elite Eight (3 Seed)
SID: Mike Cawood, (479) 575-3114, tmcawood@uark.edu
UF Series Record: 26-13
Last: Arkansas 75, Florida 64; Feb. 16, 2021 (Fayetteville)

Auburn Tigers

Date: Jan. 8 (Away), Feb. 19 (Home)
Arena: Auburn Arena (9,121), Auburn, Ala.
Coach: Bruce Pearl; 138-92/8th at AU, 600-257/27th career
Conference: Southeastern (SEC)
2020-21/Postseason: 13-14 (7-11)/Banned
SID: Cody Voga, (334) 750-9023, voga@auburn.edu
UF Series Record: 81-89
Last: Florida 74, Auburn 57; Feb. 23, 2021 (Auburn)

California Golden Bears

Date: Monday, Nov. 22 (Fort Myers)
Arena: Walter A. Haas Jr. Pavilion (11,858), Berkeley, Calif.
Coach: Mark Fox; 22-37/3rd at Cal, 308-213/17th career
Conference: Pac-12
2020-21/Postseason: 9-20 (3-17)/None
SID: Gerrit Van Genderen, (510) 697-7235, vangenderen_gw@berkeley.edu
UF Series Record: 0-2
Last: California 73, Florida 58; Nov. 25, 1988 (Anchorage)

Elon Phoenix

Date: Tuesday, Nov. 29 (Home)
Arena: Schar Center (5,100), Elon, N.C.
Coach: Mike Schrage; 23-30/3rd at Elon/career
Conference: Colonial Athletic (CAA)
2020-21/Postseason: 10-9 (4-7)/None
SID: Jamal Davis, (336) 278-6865, jdavis84@elon.edu
UF Series Record: 0-0
Last: First Meeting

Florida State Seminoles

Date: Sunday, Nov. 14 (Home)
Arena: Donald L. Tucker Center (12,100), Tallahassee, Fla.
Coach: Leonard Hamilton; 378-227/20th at FSU, 578-437/34th career
Conference: Atlantic Coast (ACC)
2020-21/Postseason: 18-7 (11-4)/NCAA Sweet 16 (4 Seed)
SID: Chuck Walsh, (850) 644-1077, cwalsh@fsu.edu
UF Series Record: 43-29
Last: Florida St. 83, Florida 71; Dec. 12, 2020 (Tallahassee)

Georgia Bulldogs

Dates: Feb. 9 (Home), Feb. 26 (Away)
Arena: Stegeman Coliseum (10,523), Athens, Ga.
Coach: Tom Crean; 41-49/4th at UGA, 397-280/22nd career
Conference: Southeastern (SEC)
2020-21/Postseason: 14-12 (7-11)/None
SID: Mike Mobley, (706) 542-1231, mmobley@sports.uga.edu
UF Series Record: 118-103
Last: Florida 70, Georgia 63; Feb. 20, 2021 (Gainesville)

Kentucky Wildcats

Dates: Feb. 12 (Away), March 5 (Home)
Arena: Rupp Arena (23,000), Lexington, Ky.
Coach: John Calipari; 339-93/13th at UK, 742-231/31st career
Conference: Southeastern (SEC)
2020-21/Postseason: 9-16 (8-9)/None
SID: Eric Lindsey, (859) 257-3838, eric.lindsey@uky.edu; Deb Moore, (859) 257-3838, deb.moore@uky.edu
UF Series Record: 41-105
Last: Florida 71, Kentucky 67; Feb. 27, 2021 (Lexington)

LSU Tigers

Dates: Jan. 12 (Home)
Arena: Pete Maravich Assembly Center (13,215), Baton Rouge, La.
Coach: Will Wade; 86-42/5th at LSU, 177-87/9th career
Conference: Southeastern (SEC)
2020-21/Postseason: 19-10 (11-6)/NCAA 2nd Round (8 Seed)
SID: Kent Lowe, (225) 578-1864, clowe@lsu.edu
UF Series Record: 50-65
Last: Florida 83, LSU 79; Jan. 2, 2021 (Gainesville)

Maryland Terrapins

Date: Sunday, Dec. 12 (at Brooklyn)
Arena: XFINITY Center (17,950), College Park, Md.
Coach: Mark Turgeon; 221-113/11th at Maryland, 471-272/24th career
Conference: Big Ten
2020-21/Postseason: 17-14 (9-11)
SID: Sean Ellenby, (301) 314-8093, sellenby@umd.edu
UF Series Record: 2-1
Last: Maryland 69, Florida 68 (OT), Dec. 10, 2003 (Gainesville)

Milwaukee Panthers

Date: Thursday, Nov. 18 (Home)
Arena: UW-Milwaukee Panther Arena (10,783), Milwaukee, Wis.
Coach: Pat Baldwin; 47-70/5th at Milwaukee/career
Conference: Horizon League
2020-21/Postseason: 10-12 (7-10)/None
SID: Chris Zills, (414) 750-2090, czills@uwm.edu
UF Series Record: 1-0
Last: Florida 82, Milwaukee 60; March 18, 2006 (Jacksonville)

Ole Miss Rebels

Date: Dec. 29 (Away), Feb. 5 (Home)
Arena: Sandy and John Black Pavilion at Ole Miss (9,500), Oxford, Miss.
Coach: Kermit Davis; 51-42/4th at OM, 454-280/24th career
Conference: Southeastern (SEC)
2020-21/Postseason: 16-12 (10-8)/NIT 1st Round (1 Seed)
SID: Adam Kuffner, (662) 915-7031, kuffner@olemiss.edu
UF Series Record: 68-47
Last: Florida 72, Ole Miss 63; Jan. 12, 2021 (Gainesville)

Mississippi State Bulldogs

Date: Jan. 19 (Home)
Arena: Humphrey Coliseum (10,575), Starkville, Miss.
Coach: Ben Howland; 116-82/7th at Miss. State, 517-288/26th career
Conference: Southeastern (SEC)
2020-21/Postseason: 18-15 (8-10)/NIT Runner Up (4 Seed)
SID: Matt Dunaway, (662) 325-3595, mdunaway@athletics.msstate.edu
UF Series Record: 65-52
Last: Mississippi St. 72, Florida 69; Jan. 16, 2021 (Starkville)

Missouri Tigers

Date: Feb. 2 (Away)
Arena: Mizzou Arena (15,061), Columbia, Mo.
Coach: Cuonzo Martin; 66-56/5th at Missouri, 252-177/14th career
Conference: Southeastern (SEC)
2020-21 Record/Postseason: 16-10 (8-8)/NCAA 1st Round (9 Seed)
SID: Courtney Day, (573) 882-7826, cmday@missouri.edu
UF Series Record: 7-4
Last: Missouri 72, Florida 70; March 3, 2020 (Gainesville)

North Florida Ospreys

Date: Wednesday, Dec. 8 (Home)
Arena: UNF Arena (5,800), Jacksonville, Fla.
Coach: Matthew Driscoll; 192-194/13th at UNF, 218-271/16th career
Conference: Atlantic Sun
2020-21/Postseason: 8-15 (6-6)/None
SID: Brian Morgan, (904) 620-4027, b.morgan@unf.edu
UF Series Record: 9-0
Last: Florida 74, UNF 59; Nov. 5, 2019 (Gainesville)

Ohio State Buckeyes*

**Potential Fort Myers Tip-Off Opponent*
Date: Wednesday, Nov. 24 (Ft. Myers)
Arena: Calue City Arena (19,049), Columbus, Ohio
Coach: Chris Holtmann; 87-43/5th at Ohio State/201-128/11th career
Conference: Big Ten
2020-21/Postseason: 21-10 (12-8)/NCAA 1st Round (2 Seed)
SID: Dan Wallenberg, (614) 292-4095, wallenberg.1@osu.edu
UF Series Record: 5-8
Last: Florida 74, Ohio State 66; March 20, 2016 (Columbus)

Oklahoma Sooners

Date: Wednesday, Dec. 1 (Away)
Arena: Lloyd Noble Center (11,562), Norman, Okla.
Coach: Porter Moser; 0-0/1st at OU, 293-242/18th career
Conference: Big 12
2020-21 Record/Postseason: 16-11 (9-8)/NCAA 2nd Round (8 Seed)
SID: Brent Beerends, (405) 325-7014, beerends@ou.edu
UF Series Record: 2-1
Last: Oklahoma 65, Florida 60; Nov. 21, 2018 (Bahamas)

Oklahoma State Cowboys

Date: Saturday, Jan. 29 (Home)
Arena: Gallagher-Iba Arena (13,611), Stillwater, Okla.
Coach: Mike Boynton, Jr.; 72-58/5th at OSU/career
Conference: Big 12
2020-21/Postseason: 21-9 (11-7)/NCAA 2nd Round (4 Seed)
SID: Patrick Osborne, (405) 744-7756, patrick.osborne10@okstate.edu
UF Series Record: 3-0
Last: Florida 72, Oklahoma St. 70; Dec. 19, 2015 (Sunrise)

Seton Hall Pirates*

**Potential Fort Myers Tip-Off Opponent*
Date: Wednesday, Nov. 24 (Ft. Myers)
Arena: Prudential Center (10,353), Newark, N.J.
Coach: Kevin Willard; 205-149/12th at SHU; 250-197/16th career
Conference: Big East
2020-21/Postseason: 14-13 (10-9)/None
SID: Thomas Chen, (973) 761-9493, thomas.chen@shu.edu
UF Series Record: 2-1
Last: Florida 81, SHU 76; Nov. 24, 2016 (Orlando)

South Carolina Gamecocks

Date: Jan. 15 (Away)
Arena: Colonial Life Arena (18,000), Columbia, S.C.
Coach: Frank Martin; 153-134/10th at SC, 270-188/15th career
Conference: Southeastern (SEC)
2019-20 Record: 6-15 (4-12)
SID: Emily Miles, (803) 777-5204, efeeney@mailbox.sc.edu
UF Series Record: 46-28
Last: So. Carolina 72, Florida 66; Feb. 3, 2021 (Gainesville)

South Florida Bulls

Date: Saturday, Dec. 18 (at Sunrise)
Arena: Yuengling Center (10,411), Tampa, Fla.
Coach: Brian Gregory; 57-66/5th at USF, 305-246/17th career
Conference: American Athletic Conference
2020-21/Postseason Record: 9-13 (4-10)
SID: Jay D'Abramo, (813) 974-7099, jdabramo@usf.edu
UF Series Record: 18-5
Last: Florida 68, USF 52; Dec. 8, 2002 (Gainesville)

Stony Brook Seawolves

Date: Wednesday, Dec. 22 (Home)
Arena: Island Federal Credit Union Arena (4,160), Stony Brook, N.Y.
Coach: Geno Ford; 29-28/3rd at Stony Brook, 143-151/10th career
Conference: America East
2020-21/Postseason: 9-14 (7-9)/None
SID: Cameron Boon, (631) 632-7289, cameron.boon@stonybrook.edu
UF Series Record: 0-0
Last: First Meeting

Tennessee Volunteers

Dates: Jan. 26 (Away)
Arena: Thompson-Boling Arena (21,678), Knoxville, Tenn.
Coach: Rick Barnes; 123-73/6th at UT, 727-387/35th career
Conference: Southeastern (SEC)
2020-21 Record/Postseason: 18-9 (10-7)/NCAA 1st Round (5 Seed)
SID: Tom Satkowiak, (865) 974-1212, tomsid@utk.edu
UF Series Record: 58-79
Last: Tennessee 78, Florida 66; March 12, 2021 (Nashville)

Texas A&M Aggies

Date: Feb. 15
Arena: Reed Arena (12,989), College Station, Texas
Coach: Buzz Williams; 24-24/3rd at Texas A&M, 277-179/15th career
Conference: Southeastern (SEC)
2020-21 Record/Postseason: 8-10 (2-8)/None
SID: Evan Roberts, (979) 862-5453, eroberts@athletics.tamu.edu
UF Series Record: 9-4
Last: Florida 78, Texas A&M 61; Feb. 12, 2020 (College Station)

Texas Southern Tigers

Date: Monday, Dec. 6 (Home)
Arena: H&PE Arena (8,100), Houston, Texas
Coach: Johnny Jones; 57-39/4th at TSU, 352-273/21st career
Conference: Southwestern Athletic (SWAC)
2020-21/Postseason: 17-8 (10-3)/NCAA 1st Round (16 Seed)
SID: Ryan McGinty, (713) 313-6829, ryan.mcginity@tsu.edu
UF Series Record: 1-0
Last: Florida 75, TSU 50; Dec. 12, 2014 (Gainesville)

Troy Trojans

Date: Sunday, Nov. 28 (Home)
Arena: Trojan Arena (5,200), Troy, Ala.
Coach: Scott Cross; 20-39/3rd at Troy, 245-200/15th career
Conference: Sun Belt
2020-21/Postseason: 11-17 (4-12)
SID: Hanna Cooper, (334) 670-3229, hcooper@troy.edu
UF Series Record: 1-0
Last: Florida 80, Troy 58; Nov. 20, 2009 (Gainesville)

Vanderbilt Commodores

Dates: Jan. 22 (Home), March 1 (Away)
Arena: Memorial Gym (14,316), Nashville, Tenn.
Coach: Jerry Stackhouse; 20-37/3rd at Vanderbilt/career
Conference: Southeastern (SEC)
2020-21 Record/Postseason: 9-16 (3-13)
SID: Eric Dolan, (615) 322-4121, eric.j.dolan@vanderbilt.edu
UF Series Record: 71-71
Last: Florida 69, Vanderbilt 63; March 11, 2021 (Nashville)



UNIVERSITY OF FLORIDA



DR. KENT FUCHS

University of Florida President

Dr. Kent Fuchs became the 12th President of the University of Florida in January 2015. Building on many years of excellence and focused leadership, the university has reached its goal of joining the nation's top-ten public research universities.

Dr. Fuchs has since set UF on a path to joining the top-five public research universities and becoming the nation's number one university for comprehensive excellence. UF is working toward those goals through the creation of 500 new faculty positions, the addition of advanced and beautiful university facilities and an ongoing \$3 billion fundraising campaign.

Previous to the UF presidency, Dr. Fuchs was provost of Cornell University. He has served in academic leadership positions and as a faculty member of electrical and computer engineering at Cornell, Purdue and the University of Illinois.

He is a fellow of the American Academy of Arts and Sciences, the American Association for the Advancement of Science, the Institute of Electrical and Electronics Engineers, and the Association for Computing Machinery, and has received numerous awards for teaching and research.

President Fuchs earned his doctorate in electrical and computer

engineering from the University of Illinois, and a master of divinity from Trinity Evangelical Divinity School.

Dr. Fuchs is married to Linda Fuchs. The Fuchses have three sons, a daughter, and three grandchildren.

Born on an Oklahoma farm in 1954, President Fuchs spent much of his youth in Alaska before moving to Miami, where he graduated from Miami Killian Senior High School.





UNIVERSITY ATHLETIC ASSOCIATION



SCOTT STRICKLIN

Athletic Director

Hired on Nov. 1, 2016, it did not take long for Florida Athletic Director Scott Stricklin to become acclimated to the University Athletic Association's championship culture. Six national championships (Women's Tennis, 2017; Men's Outdoor Track & Field, 2017; Baseball, 2017; Men's Indoor Track & Field 2018, 2019; and Men's Tennis, 2021) and 25 conference titles have already been added to the mantle during his tenure.

The Gators won a national championship in 12 straight years, earning 42 in school history. UF is one of two programs with a national title each complete season since the 2008-09 campaign and owns 21 national titles during that time.

Florida Athletic teams posted 32 top-five national finishes under Stricklin, including a school-record 12 in 2017-18. The Gators finished third on the Learfield IMG College Directors Cup for the 2017-18 and 2018-19 seasons, and followed that up with a fourth-place showing in the 2020-21 standings, marking the 12th consecutive top-five finish and 37th straight year the Gators have finished in the top 10. UF is the only school in the nation to finish in the top 10 in every completed national all-sports standings since 1983-84.

Florida won its 28th overall and 12th consecutive SEC All-Sports Trophy in 2017-18, while the SEC Men's All-Sports Trophy also went to the Gators. UF finished second in the All-Sports Trophy in 2018-19 in the award's closest race in league history.

Off the field, 70 percent of Florida student-athletes earned spots on 2020-21 Southeastern Conference Academic Honor Rolls. In addition, five UF teams – football (55), lacrosse (27), baseball (22), softball (15) and men's tennis (9) set program records for SEC Academic Honor Roll recipients with football setting the league's all-time high. For the 2020-21 academic year, Gator student-athletes earned a 3.16 combined grade point average.

The most recent Graduation Success Rates released in November of 2020 showed that 89 percent of UF student-athletes completed their degree in the latest cycle. That number was a tick above NCAA Division I's overall 88 percent. The GSR of nine Gator teams are above or equal the national average for their sport – women's basketball, football, men's golf, women's golf, lacrosse, soccer, softball, women's tennis and volleyball. Five women's teams posted a perfect 100 GSR: golf, lacrosse, soccer, tennis and volleyball.

Since Stricklin was hired in the fall of 2016, 709 student athletes have graduated and 293 of those student athletes won a national or conference championship during their time at Florida and 416 were recognized with Academic All-SEC Honors.

Continuing to focus on the UAA's mission of providing a Championship Experience with Integrity, Stricklin and the staff manages a \$144

million operating budget for 2020-21, delivering resources for Gator student-athletes and fans to pursue that championship experience.

As the world of college athletics felt the impact of the COVID-19 pandemic in 2020, Stricklin's team guided the Gators athletics program through uncharted territory through the activation of its detailed Business Continuity Plan, which is designed to address potential disasters. In collaboration with UF Health, campus leadership and the Southeastern Conference, Stricklin's staff delivered on procedures and protocols which allowed for a successful and safe completion of the 2020-21 season.

New Facilities for Gators Program and Fundraising Efforts

On the heels of the \$100-million Phase 1 of the Facilities Master Plan that was unveiled prior to his hire, Stricklin and the staff continue to implement the UAA's Master Facility Plan, which unveiled phases 2 and 3 in March of 2018.

Phase 2 began with a \$15 million renovation of Katie Seashole Pressly softball stadium. The project began in the summer of 2018 and was completed just prior to the start of the 2019 season. Renovations included a 360-degree open concourse, shade structures for fans and an elevated press box. There are modern student-athlete and staff amenities, such as locker room and sports medicine facilities, and enhanced experiences for fans.

The new Florida Ballpark opened its doors for the 2021 season. A \$65 million project, the ballpark includes a 360-degree open concourse with all permanent seats featuring chairbacks. A variety of seating options are also available – premium seating, grass berms, and other non-traditional seating choices to provide expanded fan capacity. Enhanced concession space and food options and high-definition video and sound revamped the fan experience in cheering Florida baseball.

Construction for the projected \$85 million 130,000-square foot football training center began in summer of 2020, with a completion goal of spring of 2022. The facility will serve as the new day-to-day home for Florida football student-athletes and staff. Florida's meeting rooms, locker room, strength and conditioning area, training room and coaches' offices will all be adjacent to the practice field, creating maximum efficiency within the program. The front lower quadrant of the building will be for all student-athletes featuring a dining hall and lounge, along with outdoor activities and amenities.

Both track and field and tennis programs benefitted from \$2.5 million infrastructure investments in the summer of 2018 in the form of resurfacing of the Percy Beard Track and the Ring Tennis Complex. In addition, UF's game-day football locker room received a \$1.5 million

upgrade in the summer of 2019 and Steve Spurrier-Florida field underwent its first complete re-sod since 2012 this summer as well.

Florida is in the midst of a \$155 million fundraising campaign to provide financial support for Phases 1-3 of the Facilities Master Plan. As of June 30, 2021, UF has received gift commitments of more than \$131 million with a goal to reach the \$155 million mark.

Outreach and Fan Experience

In an effort to delivering a championship experience for the Gator Nation, Stricklin and the UAA staff continues to pursue initiatives to enhance the fan experience and engage with them socially and personally. Florida installed a \$6 million WIFI system in Ben Hill Griffin Stadium that became fully operational during the 2019 football season. Additionally, a Gators app designed to further connect fans in the stadium on game day also debuted in 2019. In 2018, an enhanced experience on the North Lawn, dubbed Gator Walk Village, and Gators Food Patio on the west outer concourse also made its debut during the football season.

Stricklin served as the Chair of SEC's Working Group on Fan Experience from 2013-16.

Before the reduced crowds of the 2020-21 season, Gator athletic teams regularly drew more than a million fans during the course of a season. Gymnastics raised its average attendance record for the third consecutive season in 2020, single-season or game attendance records, while five Gator teams ranked in the top 12 nationally in total or attendance average.

Stricklin makes numerous public appearances, connecting with Gator fans personally and was very active on social media with a Twitter following of 76,000-plus.

Stricklin served on the College Football Playoff selection committee from 2018-20, where he represented the Southeastern Conference. He also served as a member of the SEC's Working Group on Student-Athlete Conduct (2015-17) and the Division I Football Competition Committee (2017-19).

Stricklin is currently a member of the US Olympic Committee (USOC) Collegiate Athletic Council, to which he was appointed in 2017.

Prior to Florida

Stricklin came to Florida with 29-plus years of experience in intercollegiate athletics, including six as athletic director at his alma mater, Mississippi State University.



UNIVERSITY ATHLETIC ASSOCIATION

He succeeded Jeremy Foley, who served as Florida's athletic director for 25 years. Stricklin is the Gators' 14th athletic director in school history.

The Jackson, Miss., native, who has spent 24-plus years in the Southeastern Conference, spearheaded over \$140 million in facility improvements while leading MSU, as well as significant increases in booster club membership and donations and the highest-ever Learfield Director's Cup finish in school history. MSU's student-athletes also excelled academically under Stricklin's leadership, posting a combined 3.0 GPA in 2014-15, marking the highest in MSU's history.

Stricklin has earned praise for his performance, earning the 2015-16 Athletic Director of the Year Award from the National Association of College Directors of Athletics (NACDA), which highlights the efforts of athletic directors at all levels.

Stricklin's career path traveled through five other Division I institutions, including three other SEC schools, before UF.

Even prior to his graduation from MSU in 1992, Stricklin served as the media relations contact for the Bulldogs' baseball team. After staying on at his alma mater for a year in a full-time capacity following graduation, Stricklin moved on to Auburn University, where he was named associate media relations director, a position he held from 1993-98.

He then moved on to Tulane to become an assistant athletic director and the primary media contact for the Green Wave's football team before a four-year stint at Baylor from 1999-2003 as the Assistant AD for Communications and Marketing.

Stricklin then returned to the SEC, working at Associate AD for Media Relations at Kentucky from 2003-08, overseeing day-to-day publicity of Wildcat basketball. He returned to MSU in 2008 as Senior Associate Athletic Director for External Affairs, overseeing fundraising, football and men's basketball scheduling, managing MSU's apparel agreement, facility planning and serving as the administrative sport liaison for men's basketball and softball.

After two years in that position, he was named the Bulldogs' AD following Greg Byrne's departure to the University of Arizona.

Stricklin is married to the former Anne Howell, the youngest daughter of Basketball Hall of Fame member Bailey Howell. She was a three-time All-Lone Star Conference team member, both for athletics and academics, when she played tennis at Abilene Christian. The couple has two daughters, Abby and Sophie.

2021-22 UAA Board of Directors

The University Athletic Association, Inc. (UAA, Inc.) is governed by a Board of Directors. That board has the final say on policies, procedures and the budget. Two-thirds of the UAA, Inc. Board of Directors is composed of University of Florida administrators and faculty members. More specifically, the Board consists of the University president, the provost, the vice president of administrative affairs, two presidentially-appointed faculty members, the athletics director, the chairman of the Board of Trustees or his designee, the Gator Boosters, Inc. President or his designee, two students, two alumni representatives and two additional persons interested in Gator Athletics.

- Ms. Kim Barton (Former Student-Athlete)
- Mr. Brian Beach
- Mr. David Brandon (Alumni Rep)
- Mr. Cooper Brown (Student Body President)
- Mr. Chris Corr, UAA Board President
- Mr. Alvin Cowans (Former Student-Athlete)
- Mr. Doug Davidson, UAA Treasurer
- Dr. Doug DeMichele (Faculty Rep)
- Dr. Kent Fuchs, University President
- Dr. Joe Glover, UF Provost and Senior V.P.
- Mr. Bill Heavener
- Dr. Chris Janelle, Faculty Athletics Rep
- Dr. Charles Lane, UF Senior V.P. and COO (Senior University Admin)
- Dr. Andrew McCollough, UAA Secretary (Chair - IAC)
- Ms. Joelen Merkel, UAA Board Vice President
- Mr. Albert O'Neill Jr., Past Gator Booster President
- Mr. Lou Oberndorf, Gator Booster President
- Ms. Megan Skaggs, SAAC President (Student Rep)
- Ms. Lynda Tealer, Executive Associate A.D. (Senior Women's Administrator)

2021-22 UF Intercollegiate Athletic Committee

Formed in 1991 by then University of Florida President, Dr. John Lombardi, the Intercollegiate Athletic Committee (IAC) has a broad agenda that includes the general oversight of the intercollegiate athletics program at the University of Florida. Responsibilities of the IAC include: 1) Recommending policy changes related to academic issues; 2) Monitoring admission progress of student-athletes; 3) Monitoring changes in NCAA rules and procedures and reviewing with the UAA compliance officer the institution's compliance program; 4) Reporting to the faculty on issues related to intercollegiate athletics; 5) Making additional recommendations to the President on any matter related to intercollegiate athletics. Members of the IAC include six faculty, two students, the faculty athletics representative, two administrators and three nonvoting ex-officio members from the UAA.

- Dr. Frank Bova, Professor
- Dr. Paul Davenport, Distinguished Professor
- Dr. Joseph Glover, Provost and Senior V.P.
- Ms. Charlotte Harmon, Student-Athlete
- Mr. Harrison Hove, Lecturer
- Dr. Christopher Janelle, Associate Dean & Professor, Faculty Athletics Rep
- Ms. Angela Lindner, Associate Provost for Undergraduate Affairs
- Dr. Diba Mani, Instructional Assistant Professor
- Mr. Jamie McCloskey, Associate A.D.
- Dr. W. Andrew McCollough, Associate Provost for Teaching and Technology
- Dr. D'Andra Mull, VP for Student Affairs
- Dr. Victoria Pagan-Wolpert, Professor
- Mr. Patrick Reakes, Senior Associate Dean
- Dr. Christopher Robinson, Assistant Professor
- Mr. Scott Stricklin, Athletics Director
- Ms. Lynda Tealer, Executive Associate A.D.
- Dr. Cyndra Thomas, Instructional Assistant Professor/Lecturer
- Dr. Allen Wysocki, Associate Dean and Professor

2021-22 Gator Boosters, Inc. Board of Directors

Lou Oberndorf President	Kevin Coleman Ron Coleman	Dr. Kent Fuchs Rob Gidel	Greg Masters Neil McFarlane	Kelly Pritchett Ted Prosser	John C. Williams <i>In Memoriam</i> (Board Presidents)	LEGACY DIRECTORS	DISTINGUISHED DIRECTORS	Corby Myers Tommy Oakley	<i>In Memoriam</i> Harold Ashley
Robert Buckner President-Elect	Gary Condron Alvin Cowans	Patrick Gramling Frank Hamner	Billy McGriff Larry Meador	Fred Pruitt Steve Reznik	Jimmy Anderson Warren Cason	Gary Condron Don Dizney	Bob Adams Joel Adams	Joyce Oliver Al O'Neill	Guy Bostick Wayne Carse
Bob Adams	Bruce Culppepper	Stumpy Harris	Veronica Meinhard	Jason Rosenberg	Duke Crittenden	Irene Dizney	Barrett Bostick	Nancy Perry	Joe Chapman
Joel Adams	Doug Davidson	Bill Heavener	Steve Melnyk	M. G. Sanchez	Rogers Holmes	John Frost	Mark Bostick	Jamie Pressly	Jerry Chicone Sr.
Judy Ahrens	Steve deMontmollin	Debbie Hooks	Vic Miranda	CJ Schmidt	Charles LaPradd	Bill Heavener	Deirdre Dizney Brand	Katie Pressly	J. Rex Farrior Jr.
Carlos Alfonso	Don Dizney	Jim Horner	Tom Mitchell	Tommy Shannon	Fred Montsdeoca	Tom Johnson	Jerry Chicone Jr.	Danielle Dizney	Jack Holloway
Natalie Arbaugh	Irene Dizney	David Hughes	Corby Myers	Prineet Sharma	Bryant Skinner	Bryan Kornblau	Lee Chira	Smith	Louis Huntley
Dean Asher	Tom Donahoo	Tim Hulett	Eric Nickelsen	Danielle Dizney	Ward Wagner	Gale Lemerand	Ed Evans	Kelly Smith	Scott Linder
Judy Boles	Jim Duke	Hjalma Johnson	Tommy Oakley	Smith		Greg Masters	Mary Lee Farrior	Steve Vining	Paul McDonald
Jeff Boone	Joyce Oliver	Len Johnson	Al O'Neill	Kelly Smith		Tommy Shannon	Preston Farrior	Kimberly Beach	Alfred McKethan
Barrett Bostick	Mary Lee Farrior	Tom Johnson	Clare Peacock	Kyle Story		<i>In Memoriam</i>	J. Rex Farrior III	Walden	Frank Oliver
Mark Bostick	Preston Farrior	Jim Kimbrough	Gene Peek	Scott Stricklin		Ben Hill Griffin Jr.	Rob Gidel	Harry Wilder	Alfred Ring
Deirdre Dizney Brand	Rex Farrior	Bryan Kornblau	Nancy Perry	Chip Tousey		Ben Hill Griffin III	David Hughes	Wayne Wiles	George Sanders
Chris Bryan	Bobby Ferreira	Chris LaFace	Grier Pressley	Karen Unger		Stumpy Harris	Len Johnson	John C. Williams	Al Warrington
Trey Burton	Merritt Fore	Matt LaPorta	Jamie Pressly	Steve Vining					
Eric Castaldo	Ron Foster	Gale Lemerand	Katie Pressly	Kimberly Walden					
Jerry Chicone	Lew Friedland	Leonard Levy	Jon Pritchett	Mary Jo Walker					
Lee Chira	John Frost	Bill Lloyd		Harry Wilder					
				Wayne Wiles					



UNIVERSITY ATHLETIC ASSOCIATION

UAA Mission

Strategic Purpose: Provide a championship experience with integrity on and off the field for student-athletes and the Gator Nation.

Vision Statement: Be the model collegiate athletics program, combining excellence and integrity in academics, athletics, and fan engagement to elevate the UF brand.

UF National All-Sports Finishes

The University of Florida is the only school in the country to finish among the nation's top 10 overall most successful programs each year since 1983.

Academic Year	UF Finish
1983-84	5th
1984-85	4th
1985-86	8th
1986-87	4th
1987-88	5th
1988-89	9th
1989-90	5th
1990-91	5th
1991-92	5th
1992-93	4th
1993-94	4th
1994-95	5th
1995-96	3rd
1996-97	5th
1997-98	T2nd
1998-99	4th
1999-00	7th
2000-01	7th
2001-02	3rd
2002-03	7th
2003-04	6th
2004-05	6th
2005-06	5th
2006-07	6th
2007-08	6th
2008-09	3rd
2009-10	2nd
2010-11	4th
2011-12	2nd
2012-13	2nd
2013-14	2nd
2014-15	4th
2015-16	5th
2016-17	3rd
2017-18	3rd
2018-19	3rd
2019-20	--
2020-21	5th

Note: Prior to 1993-94, USA Today ranked the nation's top athletic programs. Beginning with 1993-94, The National Association of College Directors of Athletics took over the all-sports rankings.

- Florida earned its 12th consecutive top-five finish in the Learfield Sports Directors' Cup with a fifth-place finish in 2020-21.
- Florida has finished in the top 10 in 37 straight national all-sports standings, the only school in the nation to do so.
- The 2020-21 season marked the 12th in a row in which Florida has won at least one national team title. Florida is one of two programs nationally to win a national team title in every completed season since 2008-09. UF has 21 championships in that span.

UF National Champions

Team	Year	Championship
Men's Golf	1968	NCAA Championship
Men's Golf	1973	NCAA Championship
Women's Swimming	1979	AIAW Championship
Gymnastics	1982	AIAW Championship
Women's Swimming	1982	NCAA Championship
Men's Swimming	1983	NCAA Championship
Men's Swimming	1984	NCAA Championship
Women's Golf	1985	NCAA Championship
Women's Golf	1986	NCAA Championship
Women's Indoor Track	1992	NCAA Championship
Women's Tennis	1992	NCAA Championship
Men's Golf	1993	NCAA Championship
Football	1996	Associated Press/Coaches
Women's Tennis	1996	NCAA Championship
Soccer	1998	NCAA Championship
Women's Tennis	1998	NCAA Championship
Men's Golf	2001	NCAA Championship
Women's Tennis	2003	NCAA Championship
Men's Basketball	2006	NCAA Championship
Football	2006	BCS/Associated Press
Men's Basketball	2007	NCAA Championship
Football	2008	BCS/Associated Press
Women's Swimming & Diving	2010	NCAA Championship
Men's Indoor Track & Field	2010	NCAA Championship
Men's Indoor Track & Field	2011	NCAA Championship
Women's Tennis	2011	NCAA Championship
Men's Indoor Track & Field	2012	NCAA Championship
Women's Tennis	2012	NCAA Championship
Men's Outdoor Track & Field	2012	NCAA Championship
Gymnastics	2013	NCAA Championship
Men's Outdoor Track & Field	2013	NCAA Championship
Gymnastics	2014	NCAA Championship
Softball	2014	NCAA Championship
Gymnastics	2015	NCAA Championship
Softball	2015	NCAA Championship
Men's Outdoor Track & Field	2016	NCAA Championship
Women's Tennis	2017	NCAA Championship
Men's Outdoor Track & Field	2017	NCAA Championship
Baseball	2017	NCAA Championship
Men's Indoor Track & Field	2018	NCAA Championship
Men's Indoor Track & Field	2019	NCAA Championship
Men's Tennis	2021	NCAA Championship

UF SEC All-Sports Finishes

Year	Men	Women	Overall
1973-74	3rd	---	---
1974-75	3rd	---	---
1975-76	4th	---	---
1976-77	2nd	---	---
1977-78	2nd	---	---
1978-79	3rd	---	---
1979-80	7th	---	---
1980-81	4th	---	---
1981-82	4th	---	---
1982-83	4th	---	---
1983-84	3rd	2nd	2nd
1984-85	4th	1st	2nd
1985-86	6th	2nd	3rd
1986-87	3rd	2nd	3rd
1987-88	2nd	1st	T1st
1988-89	2nd	1st	1st
1989-90	6th	3rd	4th
1990-91	2nd	2nd	2nd
1991-92	1st	1st	1st
1992-93	1st	1st	1st
1993-94	1st	2nd	1st
1994-95	2nd	1st	1st
1995-96	1st	1st	1st
1996-97	3rd	1st	1st
1997-98	1st	1st	1st
1998-99	1st	2nd	1st
1999-00	1st	1st	1st
2000-01	3rd	1st	1st
2001-02	1st	1st	1st
2002-03	1st	1st	1st
2003-04	1st	2nd	1st
2004-05	1st	3rd	1st
2005-06	2nd	3rd	2nd
2006-07	1st	1st	1st
2007-08	2nd	1st	1st
2008-09	1st	1st	1st
2009-10	1st	1st	1st
2010-11	1st	1st	1st
2011-12	1st	1st	1st
2012-13	1st	1st	1st
2013-14	1st	1st	1st
2015-16	1st	1st	1st
2016-17	1st	1st	1st
2017-18	1st	1st	1st
2018-19	2nd	2nd	2nd
2019-20	--	--	--
2020-21	1st	2nd	2nd

Note: The New York Times Regional Newspaper Group took over coordination of the SEC All-Sports rankings in 1994-95. Prior to that, the league tabulated the SEC All-Sports totals.



GATORS SPORTS NETWORK / NCAA COMPLIANCE

Basketball Radio Affiliates

Market	Station	Frequency
Belle Glade	WAFC-FM	92.5
Clearwater/Dade City	WDCF-AM	1350
Clewiston	WAFC-FM	100.5
Cocoa	WFLF-AM	540
Daytona	WFLF-AM	540
Ft. Myers/Naples/Marco Island	WWCN-FM	99.3
	WBCN-AM	770
Ft. Pierce/PSL/Stuart	WSTU-AM	1450
Ft. Walton Beach	WTKE-FM	100.3
Gainesville/Ocala/Lake City	WRUF-FM	103.7
	WRUF-AM	850 AM / 98.1 FM
Griffin, GA	WKEU-FM	88.9
	WKEU-AM	1450
Jacksonville	WJXL-AM	1010
Key West	WKWF-AM	1600
LaBelle	WAFC-FM	105.1
Lakeland	WONN-AM	1230
Melbourne/Sebastian	WFLF-AM	540
Miami	WINZ-AM	940
	WIOD-AM	610
Okeechobee	WOKC-AM	1570
	WOKC-FM	100.9
Orlando	WFLF-AM	540
	WFLF-FM	93.1
Palatka	WIID-AM	1260
Panama City	WTKP-FM	95.3
Port Saint Joe	WTKP-FM	93.5
Pensacola	WTKE-FM	97.1
	WTKE-AM	1490
Sarasota	WWMI-AM	1380
Sebring	WWTK-AM	730
St. Augustine	WAOC-AM	1420
	WAOC-FM	96.5
Tallahassee	WVFT-FM	93.3
Tampa	WGUL-AM	860
Wauchula	WAUC-AM	1310
	WAUC-FM	95.3
West Palm Beach	WJNO-AM	1290

Check FloridaGators.com for the most up-to-date list of affiliates.

Gators Sports Network from LEARFIELD

The Gators Sports Network from LEARFIELD has the largest college basketball sports network in the Sunshine State, with almost 35 stations from the Panhandle to the Florida Keys broadcasting the complete University of Florida basketball schedule.

Mick Hubert, who joined Florida as the Voice of the Gators in 1989, handles play-by-play duties, while two-time national champion and Gator great Lee Humphrey provides analysis for most games.

Gators basketball broadcasts blanket the state, with many of the same stations also carrying *Gator Talk* live.

Gators Sports Network basketball broadcasts can also be heard live via FloridaGators.com, and the Varsity Network, with select broadcasts available on SiriusXM as well.



Tim Casey/UAA Communications

Prospective Student-Athlete

You are a "prospective student-athlete" when you start ninth-grade classes. Before the ninth grade, you become a prospective student-athlete if a college gives you (or your relatives or friends) any financial aid or other benefits that the college does not provide to prospective students generally.

You become a "recruited prospective student-athlete" at a particular college if any coach or representative of the college's athletics interest (booster or representative) approaches you (or any member of your family) about enrolling and participating in athletics at that college. Activities by coaches or boosters that cause you to become a recruited prospective student-athlete are:

- providing you with an official visit;
- visiting you or any other member of your family anywhere other than the college campus;
- placing more than one telephone call to you or any other member of your family; or
- signing a National Letter of Intent or a University of Florida written offer of athletically related financial aid.

Academics and Amateurism

It is extremely important for you to give maximum academic effort as you conclude your high school attendance while maintaining your amateur status before entering college. To practice or play during your freshman year, you must meet the provisions of NCAA Bylaw 14.3, which include: (a) graduating from high school, (b) achieving a minimum cumulative grade point average in 16 core courses and achieving a corresponding minimum combined score on the SAT, or a minimum sum total score on the ACT as determined by the NCAA Eligibility Center. You must also meet the provisions of Bylaw 12.3, which include verification that you have retained your amateur status prior to entering college. The NCAA Eligibility Center must certify the initial-eligibility and amateur status of all incoming freshman student-athletes. Therefore, you must register with the Eligibility Center as soon as possible. For online web access contact: www.eligibilitycenter.org.



Inducements

All institutional staff members and boosters are prohibited from offering or providing any financial aid or other benefits to you or your relatives or friends other than those expressly permitted by NCAA regulations.

Should you have any questions regarding NCAA rules and regulations, please feel free to contact the University of Florida Athletic Association Compliance Office at:
(352) 375-4683, x6022



MEDIA INFORMATION

CREDENTIALS: Requests for credentials will be taken online and reviewed by Florida communications.

To access the credential request form, please visit www.sports-systems.com/floridahoops. Once you have submitted your credential request, you will receive an automated email from the Communications Department acknowledging your request was received and is being reviewed. Once a decision is made on your request, you will receive an email with further information.

CREDENTIAL PICK-UP: All media admittance will be via a will-call list at Gate 4 for the 2020-21 season.

INTERNET CREDENTIALS: Only official websites of each participating institution, along with networks holding contractual broadcast rights to a game and websites affiliated with a national publication or news outlet, will be issued credentials.

PLAYER/STAFF INTERVIEWS: All interview requests for players or coaching staff should be coordinated through Denver Parler at least 24 hours in advance. Interviews will be arranged before or after practice according to class and meeting schedules during the preseason and once the season begins, players will typically be available at least once a week plus game days. Please contact Parler for player availability during the season. The Communications Office will not give out home or cell phone numbers for any players, and players may not be contacted directly by phone, text, email or social media. Members of the media are not permitted in team areas. Team locker room, training room and strength complex are considered private work areas. These areas, as well as players' housing (on-campus and off-campus), are off-limits to media representatives.

PRESS CONFERENCES: All media opportunities and press conferences will take place via Zoom until further notice.

PRACTICE COVERAGE: University of Florida men's basketball practices are closed to the media, as is the game day shoot around both at home and on the road.

SEC TELECONFERENCE: The Southeastern Conference office will conduct occasional teleconferences throughout the season.

Jerry Stackhouse (VU)	11:00 a.m.
MIKE WHITE (UF)	11:07 am.
Frank Martin (USC)	11:14 a.m.
Tom Crean (UGA)	11:21 a.m.
Will Wade (LSU)	11:28 a.m.
John Calipari (UK)	11:35 a.m.
Rick Barnes (UT)	11:42 a.m.
Eric Musselman (ARK)	11:49 a.m.
Nate Oats (UA)	11:56 a.m.
Bruce Pearl (AU)	12:03 p.m.
Kermit Davis (OM)	12:10 p.m.
Ben Howland (MSU)	12:17 p.m.
Cuonzo Martin (MU)	12:24 p.m.
Buzz Williams (TAM)	12:31 p.m.

VIDEO: Media outlets are limited to a total of three minutes of video per day to be posted on their websites or shown on a news broadcast. This applies to outlets that are primarily websites, as well as to TV station, newspaper or magazine websites.

MEDIA ROOM: The media work room and press conference room will be closed for the 2020-21 season. Media should work from their assigned seats in the press seating area at all times.

FLORIDA LOCKER ROOM: The Gators locker room is closed to the media with the exception of the SEC and NCAA Tournaments (pending health and safety decisions). Coach White and up to two Florida players will be available to the media following games via Zoom. Florida will coordinate with visiting SIDs to make their Zoom link available to media members, as well.

VISITOR LOCKER ROOM: Interview policies and procedures will be determined by visiting Sports Information Directors and coaches.

RADIO: ISDN lines are provided for visiting broadcasts. Broadcast coordinators/producers are encouraged to contact Denver Parler prior to arrival in Gainesville to make sure all broadcast needs are met.

PHOTOGRAPHERS: Photo shooting locations to be assigned by the Communications Office. Arrangements for pool photo and video will be made in light of any potential limitations.

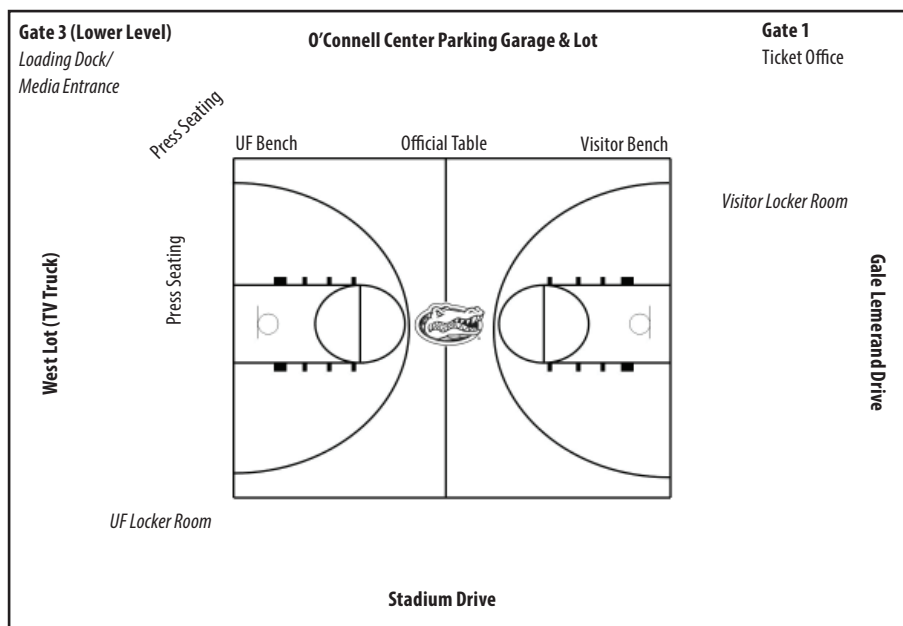
GENERAL GAME DAY MEDIA SERVICES: Florida will make live stats available to media members via StatBroadcast.

SEATING: Press seating is assigned, and all media members are asked to utilize their assigned seat. Press seating is located approximately 10 rows off the floor in the Gate 4 corner of the arena and west baseline.

PARKING: Parking may be requested when applying for credentials and will be granted if available. Media may also park in the O'Connell Center garage, which is open to the public for free on a first-come, first-served basis.

COMMUNICATIONS SHIPPING ADDRESS

Ben Hill Griffin Stadium
Central Receiving
121 Gale Lemerand Dr.
Gainesville, FL 32611



Bold: Outside the O'Connell Center; *Italics:* Service level outside the seating bowl