

F L O R I D A G A T O R S

MEN'S BASKETBALL

2022-23 MEDIA GUIDE



   @GATORSMBK

FLORIDAGATORS.COM



TABLE OF CONTENTS & QUICK FACTS

2-13 | Coaches & Staff

2-4	Head Coach Todd Golden
5	Associate Head Coach Carlin Hartman
6	Associate Head Coach Corey McCray
7	Assistant Coach Kevin Hovde
8	Associate AD, Sports Health Dave Werner
9	Strength & Conditioning Coordinator Victor Lopez
10	Director of Basketball Strategy & Analytics Jonathan Safir
11	Director of Player Development Taurean Green
12-13	Support Staff

14-51 | Rosters & Player Bios

14	Head Shot Roster
15	2021-22 Schedule
16	Roster Breakdown
17	Denzel Aberdeen
18-19	Trey Bonham
20-23	Colin Castleton
24-26	CJ Felder
27-28	Alex Fudge
29-31	Jason Jitoboh
32-35	Myreon Jones
36-37	Alex Klatsky
38	Riley Kugel
39-40	Niels Lane
41-44	Kyle Lofton
45-46	Jack May
47-48	Kowacie Reeves
49-50	Will Richard
51	Aleks Szymczyk

52-66 | 2020-21 Season In Review

52	Season Notes & Facts
53-61	Box Scores
62	Team & Individual Stats
63	Game-by-Game Stats
64	Superlatives
65-66	Miscellaneous Stats

67-180 | Record Book

67-69	Single-Game Records
69-70	O'Connell Center Records
71-72	Career Records
73-74	Individual Single-Season Records
75	Transfer Records
76-77	Team Single-Season Records
78-79	Top Games Scoring & Rebounding
80	Largest Scoring Margins
81	SEC Stat Champions & Longest Streaks
82-86	Year-by-Year Stat Leaders
87-88	Year-by-Year Team & Opponent Stats
89-97	Thousand-Point Scorers
98-112	All-Time Game-by-Game Results
113	Year-by-Year Team Record
114	Coaching Records
115-116	In the Polls
117-119	Miscellaneous Records
120	All-Time Series Records
121-132	All-Time Series Scores
133	Record by Conference
134	NCAA Tournament Results
135	NCAA Tournament Records
136-153	NCAA Tournament Box Scores
154	SEC Tournament Results
155	SEC Tournament Records
156-157	Regular Season Tournaments
158-163	Individual Career Stats
164-166	Usual Starting Lineups by Season

167-169	All-Time Lettermen
170	All-Time Team Staff
171-172	All-Time Numerical Roster
173	All-Time Incoming Transfers
174-180	Individual Honors

181-192 | Program Information

181-183	Gators in the Pros
184	Back-to-Back National Champions
185-186	Exactech Arena at the Stephen C. O'Connell Center
187	Opponent Information
188	UF President Dr. Kent Fuchs
189-190	Athletic Director Scott Stricklin
190	UAA Board, IAC & Gator Boosters Board
191	University Athletic Association All-Sports Accomplishments
192	Gators Sports Network/Media Information

Quick Facts

Location: Gainesville, Fla.
 Founded: 1853
 Enrollment: 57,841
 Conference: Southeastern (SEC)
 Nickname: Gators
 UF President: Dr. W. Kent Fuchs
 Athletic Director: Scott Stricklin
 Mascots: Albert and Alberta
 Colors: Orange (PMS 172) and Blue (PMS 287)
 Website: FloridaGators.com
 Facebook: facebook.com/GatorsMBK
 Twitter: @GatorsMBK
 Instagram: @gatorsmbk

Coaching Staff Facts

Head Coach: Todd Golden (Saint Mary's, '08)
 UF Record: 0-0/1st season
 Overall Record: 57-36/4th season
 Associate Head Coaches: Carlin Hartman (Tulane '94),
 Corey McCray (Mercer '01)
 Assistant Coach: Kevin Hovde (Richmond '10)
 Director of Basketball Strategy & Analytics: Jonathan Safir
 Strength & Conditioning Coordinator: Victor Lopez
 Director of Player Development: Taurean Green
 Player Development Assistant: Jordan Talley
 Video Coordinator: Kevin Olsen
 Athletic Trainer: David "Duke" Werner
 Executive Assistant: Tracy Pfaff
 Program Coordinator: Mike Robuck
 Academic Advisor: Tom Williams

Program Facts

Arena: Exactech Arena at the Stephen C. O'Connell Center (10,151)
 Season: 104th
 Overall Record: 1,489-1,149
 SEC Record: 670-675
 NCAA Tournaments: 21 (1989, '94, '95, '99, 2000, '01, '02, '03, '04, '05,
 '06, '07, '10, '11, '12, '13, '14, '17, '18, '19, '21)
 Final Fours: 5 (1994, 2000, '06, '07, '14)
 National Championships: 2 (2006, '07)
 NIT Appearances: 11 (1969, '84, '85, '86, '92, '93, '98, 2008, '09, '16, '22)
 SEC Tournament Championships: 4 (2005, '06, '07, '14)
 SEC Championships: 7 (1989, 2000, '01, '07, '11, '13, '14)
 All-Americans: 25
 All-SEC: 114
 SEC Academic Honor Roll: 138
 NBA Drafts: 37
 2021-22 Record: 20-14
 2021-22 Conference Record: 9-9 (T-5th)
 Lettermen Returning/Lost: 8/7
 Starters Returning/Lost: 1/4

UAA Communications Contacts

Sullivan Bortner	Assistant Director (Baseball/Football)
Herb Brooks	Associate Director (Softball)
Alesha Busch	Executive Assistant
Katie Callahan	Director (Volleyball/Lacrosse)
Andrew Hile	Assistant Director (W. Basketball/W. Tennis)
Mary Howard	Senior Associate AD (Soccer/Gymnastics)
Rick Hurtado	Director of Football Communications
Matthew Hutchison	Assistant Director (Football/Golf)
Denver Parler	Assistant AD (M. Basketball)
Billy Phillips	Assistant (M. Tennis)
Dylan Sleszynski	Assistant (Track & Field/Cross Country)
Nick Yuska	Assistant (Swimming & Diving/M. Basketball)

Communications Office Phone 352-375-4683, ext. 6100
 Communications Fax 352-375-4809

Communications Mailing Address:

P.O. Box 14485
 Gainesville, FL 32604

Communications Shipping Address:

Ben Hill Griffin Stadium
 121 Gale Lemerand Drive
 Gainesville, FL 32611

2022-23 Media Guide Credits

The official 2022-23 University of Florida Men's Basketball media guide has been published by the University Athletic Association, Inc. This guide has been written and edited by the UAA Communications Department. It is not for public sale or recruiting and is intended for media and informational use.

Editor Denver Parler
Cover Sam Leventhal
Staff Photographers Tim Casey, Maddie Washburn

Additional Photographers: Sydney Calle, Anna Carrington, Courtney Culbreath, Isabella Marley, Jordan McKendrick, Hannah White, Gabriella Whisler, Brett Wilhelm/NCAA Photos



FLORIDAGATORS.COM



TODD GOLDEN

Head Coach | 1st Season | Saint Mary's, 2008 | Phoenix, Arizona | Hired March 18, 2022

Todd Golden was hired as head men's basketball coach at the University of Florida on March 18, 2022, Athletic Director Scott Stricklin announced.

Golden, 37, became the 20th head coach of the Florida Gators after guiding the University of San Francisco to 24 wins and its first NCAA Tournament bid since 1998 in the 2021-22 season. Golden led the Dons to a 57-36 record over three seasons as head coach, including 20-win seasons in both 2019-20 and 2021-22. His background includes time coaching within the Southeastern Conference and the Ivy League before his time in the West Coast Conference.

"I'm energized by the opportunity to lead an elite program at Florida, and I'm ready to get started," Golden said. "Florida has a championship-level athletic department, university and men's basketball program, and I embrace the standard of excellence at Florida and the passion of Gator Nation. We couldn't be more excited about what the future holds in Gainesville.

"I also want to express my thanks to the University of San Francisco, Joan McDermott and Rev. Paul J. Fitzgerald for the incredible support they've given me over the past six years at USF and the opportunity to lead a special group of young men."

"We're incredibly excited about bringing in Todd, who is an innovative, relationship-oriented coach, to lead our men's basketball program," Stricklin said. "Todd brings a smart and analytics-driven approach to the game and a relational approach to leadership that puts student-athletes first. He has a wide range of experience, particularly for a coach his age, and brings an outstanding track record and high level of integrity to the job."

Prior to being named the Dons' head coach, Golden spent the previous three seasons as San Francisco's associate head coach under Kyle Smith. In Golden's six total seasons at USF, the Dons posted at least 20 wins in all seasons except the COVID-shortened 2020-21 campaign.

Golden has led the USF program in the highly-competitive West Coast Conference, which consistently ranks among the nation's toughest mid-major conferences. Over the past three seasons, the WCC has been on average KenPom's strongest-rated conference outside of the traditional power-six leagues and the American Athletic Conference.

During his stint as associate head coach at USF, he served as the Dons' recruiting and defensive coordinator under Smith. San Francisco finished within KenPom's top 100 defensively five times during Golden's stint, highlighted by this season's No. 21 ranking. The Dons complemented their defensive effort with a top-100 offense each of the past four seasons, including a pair of top-50 offenses in 2018-19 and 2021-22.

During Golden's three seasons as head coach at USF, six different players received eight total all-conference accolades. Three players earned All-WCC honors in 2021-22, with Jamaree Bouyea, Yauhen Massalski and Khalil Shabazz all garnering recognition. Shabazz also earned all-conference honors in 2021, with Dzmitry Ryuny receiving an honorable mention nod. In 2020, Charles Mineland earned All-WCC honors with Bouyea and Jimbo Lull named honorable mention.

Prior to joining Smith's staff in 2016, Golden spent two seasons at the Auburn University under head coach Bruce Pearl. Golden joined the Auburn staff as the director of basketball operations for the 2014-15 season and was elevated to an assistant coaching position for the 2015-16 campaign. He worked closely with the Tigers' guards and handled all scheduling responsibilities. Golden also took a lead role in analytical and metrics data.

Golden spent the 2013-14 season as an assistant coach on Kyle Smith's staff at Columbia where he helped the Lions to a 21-13 mark and a spot in the CollegeInsiders.com Tournament. In his only season at Morningside Heights he worked closely with the Lions' defense that held opponents to a stingy 63.3 points per game, which ranked second-best in the Ivy League and 31st nationally. He also served as director of basketball operations for the 2012-13 season.



HEAD COACH TODD GOLDEN

Golden played collegiately at Saint Mary's College in Moraga, Calif., where he helped the Gaels to a pair of NCAA Tournament appearances. As a senior point guard, he ranked second in the nation with a 3.68 assists-to-turnovers ratio and led the West Coast Conference with a .574 3-point field goal percentage. The lone captain of Saint Mary's 2007-08 team, Golden finished his career as the Gaels' all-time leader in free-throw percentage (.852) and eighth with 269 career assists.

After earning his degree in business administration, Golden played two years professionally for Maccabi Haifa in Israel's top division. In 2009, he was co-captain of the USA Open Team, coached by Bruce Pearl, that won gold at the Maccabiah Games. Following his playing career, he spent two years working in sales and marketing in the San Francisco Bay Area, spending time with IMG College and Comcast SportsNet Bay Area.

Golden is married to the former Megan York, who was a four-year volleyball standout at Saint Mary's and the WCC's Co-Freshman of the Year in 2007. They have a son, Jacob, and a daughter, Madison.



Jordan McDevitt/UAA Photo



HEAD COACH TODD GOLDEN

Record by Points Scored

	SF	UF	Overall
40-49	0-3	0-0	0-3
50-59	0-3	0-0	0-3
60-69	11-17	0-0	11-17
70-79	20-11	0-0	20-11
80-89	14-2	0-0	14-2
90-99	6-0	0-0	6-0
100+	6-0	0-0	6-0
Totals	57-36	0-0	57-36

Record by Points Allowed

	SF	UF	Overall
49 or fewer	2-1	0-0	2-1
50-59	10-1	0-0	10-1
60-69	29-8	0-0	29-8
70-79	12-15	0-0	12-15
80-89	4-8	0-0	4-8
90-99	0-2	0-0	0-2
100+	0-1	0-0	0-1
Totals	57-36	0-0	57-36

Record by Month

	SF	UF	Overall
November	17-3	0-0	17-3
December	14-6	0-0	14-6
January	12-11	0-0	12-11
February	10-12	0-0	10-12
March	4-4	0-0	4-4
Totals	57-36	0-0	57-36

Record by Day

	SF	UF	Overall
Sunday	2-3	0-0	2-3
Monday	5-3	0-0	5-3
Tuesday	5-3	0-0	5-3
Wednesday	4-2	0-0	4-2
Thursday	17-13	0-0	17-13
Friday	4-2	0-0	4-2
Saturday	20-10	0-0	20-10
Totals	57-36	0-0	57-36

Golden Team/Opponent Game Superlatives

Category (All while at San Francisco)	San Francisco	Opponent
First-Half Points	High 60 PEPPERDINE (2/10/22) Low 13 PACIFIC (2/6/20)	52 GONZAGA (2/24/22) 17 SAN DIEGO (3/4/21)
Second-Half Points	High 63 LONG BEACH STATE (12/10/20) Low 20 at Saint Mary's (1/23/20)	56 UC DAVIS (12/21/19) 19 vs. Pacific (3/7/20)
Total Points	High 111 ACADEMY OF ART (12/28/21) Low 48 3x, last vs. Grand Canyon (12/18/21)	100 GONZAGA (2/13/21) 44 at San Diego (1/30/20)
Field Goals Made	High 40 LONG BEACH STATE (12/10/20) Low 16 PACIFIC (2/6/20)	36 GONZAGA (2/13/21) 15 at Pepperdine (1/22/22)
Field Goal Attempts	High 75 2x, last PEPPERDINE (2/10/22) Low 44 LOYOLA MARYMOUNT (1/18/20)	71 at Arizona State (12/19/21) 40 3x, vs. Loyola Marymount (3/5/21)
Field Goal Percentage	High .611 33-54, PRAIRIE VIEW A&M (11/11/21) Low .276 16-58, PACIFIC (2/6/20)	.610 36-59, GONZAGA (2/13/21) .283 15-53, at Pepperdine (1/22/22)
3-Point FG Made	High 20 ACADEMY OF ART (12/28/21) Low 3 3x, last BYU (1/15/22)	15 BYU (1/25/20) 1 at San Diego (1/30/20)
3-Point FG Attempts	High 44 SONOMA STATE (11/5/19) Low 14 vs. Pacific (3/7/20)	29 PEPPERDINE (2/22/20) 5 GONZAGA (2/1/20)
3-Point FG Percentage	High .760 19-25, CS BAKERSFIELD (11/19/19) Low .125 3-24, PACIFIC (2/6/20)	.800 4-5, GONZAGA (2/1/20) .083 1-12, at San Diego (1/30/20)
Free Throws Made	High 24 BYU (1/15/22) Low 1 2x, last vs. Loyola Marymount (3/5/21)	34 vs. Rhode Island (11/29/20) 3 SONOMA STATE (11/5/19)
Free Throw Attempts	High 30 vs. BYU (3/5/22) Low 2 at Saint Mary's (1/23/20)	41 vs. UMass Lowell (11/25/20) 3 SONOMA STATE (11/5/19)
Free Throw Percentage	High 1.000 10-10, PEPPERDINE (2/10/21) Low .200 1-5, vs. Loyola Marymount (3/5/21)	1.000 3-3, SONOMA STATE (11/5/19) .417 5-12, vs. Grand Canyon (12/18/21)
Offensive Rebounds	High 19 2x, last HAMPTON (11/26/19) Low 4 at Cal (12/13/20)	17 3x, last at Arizona State (12/19/21) 0 at Cal State Fullerton (12/14/19)
Defensive Rebounds	High 39 LONG BEACH STATE (12/10/20) Low 12 vs. Loyola Marymount (3/5/21)	41 PACIFIC (2/6/20) 16 4x, last at Pacific (2/21/22)
Total Rebounds	High 53 PEPPERDINE (2/22/20) Low 19 vs. Loyola Marymount (3/5/21)	51 PACIFIC (2/6/20) 23 5x, last at Pacific (2/21/22)
Assists	High 24 4x, last PEPPERDINE (2/10/22) Low 4 GONZAGA (2/13/21)	26 at BYU (2/8/20) 3 2x, last LONG BEACH STATE (12/10/20)
Blocked Shots	High 12 SANTA CLARA (1/9/20) Low 0 4x, last at Pacific (2/21/22)	9 vs. Gonzaga (3/7/22) 0 6x, last SOUTHERN ILLINOIS (12/22/21)
Steals	High 15 PEPPERDINE (2/10/22) Low 0 vs. Pacific (3/7/20)	14 at Arizona State (12/19/21) 1 SAN DIEGO (1/8/22)
Turnovers	High 23 vs. UAB (11/26/21) Low 5 PACIFIC (2/6/20)	23 2x, last vs. Santa Clara (1/21/21) 5 vs. Pacific (3/7/20)
Personal Fouls	High 31 vs. UMass Lowell (11/25/20) Low 12 6x, last SAINT MARY'S (1/27/22)	24 vs. BYU (3/5/22) 8 2x, last vs. San Diego (3/4/21)
Largest Victory	Home 51 101-50, SONOMA STATE (11/5/19) Away 33 104-71, at Pacific (2/21/22) Neutral 29 82-53, vs. Loyola Marymount (3/6/20)	

Year-by-Year Coaching Record

Year	School	Overall	League	Postseason
2019-20	San Francisco	22-12 .647	9-7 .562	Postseason Canceled
2020-21	San Francisco	11-14 .440	4-9 .308	None
2021-22	San Francisco	24-10 .706	10-6 .625	NCAA 1st Round (0-1)
Florida 1st Year	0-0	-	0-0	-
Overall	3 Years	57-36 .613	23-22 .511	1 NCAA Tournament (0-1)

Golden Record vs. Opponents

Academy of Art	1-0	Long Beach State	1-0	Samford	1-0
Arizona State	1-1	Loyola Chicago	0-1	San Diego	5-0
BYU	3-4	Loyola Marymount	4-3	Santa Clara	5-0
Cal	1-1	Morgan State	1-0	Sonoma State	1-0
Cal Poly	1-0	Murray State	0-1	Southern Illinois	2-0
Cal State Bakersfield	1-0	Nevada	2-0	Stanford	0-1
Cal State Fullerton	1-0	Oregon	1-0	Towson	2-0
Davidson	1-0	Pacific	3-2	UAB	1-0
Fresno State	2-0	Pepperdine	3-1	UC Davis	1-0
Gonzaga	0-8	Portland	4-2	UMass Lowell	0-1
Grand Canyon	1-1	Prairie View A&M	1-0	UNLV	1-0
Hampton	1-0	Princeton	1-0	Virginia	1-0
Harvard	0-1	Rhode Island	0-1	Yale	1-0
Hawaii	0-1	Saint Mary's	0-5		
LIU	1-0	Sam Houston State	1-0		

Todd Golden Career Playing Stats (Saint Mary's)

Year	GP	GS	Min	Avg	Total		3-Point		F-Throw			Rebounds				PF	FO	Ast	TO	Blk	Stl	Pts	Avg
					FG	Pct	FG	Pct	FT	FTA	Pct	Off	Def	Tot	Avg								
2004-05	16	0	115	7.2	4	.235	3	.188	2	5	.400	0	9	9	0.6	12	0	5	11	0	3	13	0.8
2005-06	29	28	918	31.7	57	.388	46	.400	34	41	.829	6	104	110	3.8	58	0	81	46	5	19	194	6.7
2006-07	32	22	893	27.9	44	.338	34	.343	42	47	.894	9	70	79	2.5	49	0	102	36	4	23	164	5.1
2007-08	32	32	830	25.9	61	.469	56	.459	46	56	.821	8	55	63	2.0	53	0	82	23	4	28	224	7.0
Totals	109	82	2756	25.3	166	.392	139	.395	124	149	.832	23	238	261	2.4	172	0	270	116	13	73	595	5.5



Associate Head Coach | 1st Season | Tulane, 1994 | Buffalo, N.Y. | Hired April 1, 2022

Carlin Hartman was named associate head coach for Florida men's basketball, head coach Todd Golden announced on April 1, 2022. Hartman brings 22 years of experience at the collegiate level, including five seasons at Oklahoma under Lon Kruger before coaching at UNLV in the 2021-22 season. The Buffalo, N.Y., native was associate head coach at Columbia during Golden's two seasons on staff there.

"Carlin brings a wealth of experience and a highly-respected track record to Florida," Golden said. "We're excited to add his expertise as a basketball mind, a developer, a relationship-builder and a recruiter to our staff. He sets a great example for all of us as a family man, and he will be a tremendous mentor to our student-athletes off the court in addition to helping us collectively and individually become our best on the court."

"I'm thrilled to join my good friend and former colleague Todd Golden at a national championship-caliber program such as Florida," Hartman said. "The program's success has been well-documented, starting over 30 years ago with Coach Kruger, who I had the pleasure of working for at Oklahoma. For Todd to ask me and my family to join him is an honor, and I look forward to getting started in Gainesville."

Hartman helped UNLV to an 18-win season in 2021-22, including double-digit conference victories. The Rebels boasted a pair of All-Mountain West performers this season as Bryce Hamilton earned first-team honors and Royce Hamm Jr. received honorable mention recognition, while Donovan Williams was named MWC Sixth Man of the Year. In 2022, he was invited to the 2022 coaches' consortium at the Final Four for a second time (also 2019). Hartman was also named to the Advancement of Blacks in Sports (ABIS) Men's Basketball Coaches 2022 Watch List in March.

Silver Waves Media has twice named Hartman one of the top 50 impactful high-major assistant coaches in the country, including in 2022 after he joined the Florida coaching staff.

At Oklahoma, the Sooners made NCAA Tournament appearances in each of Hartman's last four seasons in Norman. As a recruiter, Hartman played a crucial role in bringing in the best recruiting class of the Kruger era at OU. The 2019 class was ranked the highest in the Big 12 and No. 13 in the nation by Rivals. Hartman was recognized by Stadium as one of the top three assistant coaches in the Big 12, based on a poll of league coaches in 2020. During Hartman's tenure, he also coached and mentored Trae Young, who earned consensus All-American honors and led the nation in scoring (27.4) and assists (8.7) in 2017-18. Hartman also recruited Austin Reaves, who averaged 16.3 points as a Sooner and went on to the NBA.

In 2019, Hartman was one of 31 assistant coaches throughout the country to receive an invitation to the Second Annual Collegiate Coaching Consortium, which brings together rising basketball coaches and NCAA Division I athletics directors to participate in a multi-day academy.

Hartman was the lead recruiter of a multitude of Sooner players including eventual NBA Draft selections and had a focus on the development of the team's big men position group, including All-Big 12 honorees Kristian Doolittle, Brady Manek and Khadeem Lattin. Lattin became the Sooners' all-time leader in blocked shots.

Hartman has also been an active participant in important social justice initiatives. He is a member of the Coaches Coalition for Progress, and he helped form the Black Assistant Coaches Alliance in the Big 12. The CCFP's mission is to effect change in inner cities and the BACA was formed in response to the ongoing social unrest throughout the country with the goal of creating effective platforms for building better opportunities through transparency, economic and financial literacy programs and civic engagement initiatives for all student-athletes and coaches.

Hartman made his coaching debut as an assistant at Rice in 1996 following his professional basketball career. He served in three separate stints with the Owls, returning for two seasons as director of operations from 2002-04 and as associate head coach from 2014-16.

Prior to his return to Rice, Hartman worked as Columbia's associate head coach for four seasons. In 2013-14,

he helped lead the program to its most wins (21) since 1968. From 2012-14, Hartman served as the Ivy League representative on the National Association of Basketball Coaches' Assistant Coaches Committee.

Before his appointment at Columbia, Hartman was an assistant coach for one season each at James Madison and Centenary in 2009-10 and 2008-09, respectively.

From 2005-08, Hartman worked as assistant coach and was the lead recruiter at Richmond for three seasons where he recruited three of the top scorers in program history, including future NBA Draft pick Justin Harper.

Hartman mentored three future NBA talents at Rice from 2002-04 as director of operations, including the Owls' all-time leading scorer and rebounder Mike Harris, as well as All-America honoree and 2007 NBA Draft selection Morris Almond and All-WAC honoree Mike Wilks. The Owls won 41 games over those two seasons, including a 23-13 mark in league play.

Additionally, Hartman spent one season each at McNeese State and Louisiana as an assistant coach.

Hartman earned a degree in communications with a concentration in broadcast journalism from Tulane in 1994. He was inducted into the Tulane Athletics Hall of Fame in 2020 along with his teammates from the 1992 Green Wave team, which was the first in Tulane history to reach the NCAA Tournament and to win an NCAA Tournament game.

He wrapped up his Tulane career ranked 10th in scoring (1,180 points), third on the program's career field goal percentage list (52.8 percent) and seventh in career steals (146). In 2011, Hartman was named to Tulane's 1990s All-Decade Team as part of the Green Wave's celebration of 100 years of basketball. Following college, the Rapid City Thrillers selected Hartman in the third round of the 1994 CBA Draft.

Hartman and his wife, Christine, have four children — Sydney, Kailyn, Tess and Joseph.

Hartman Timeline

2022-present (1st season)	Florida Associate Head Coach
2021-22 (1 season)	UNLV Assistant Coach
2015-21 (5 seasons)	Oklahoma Assistant Coach
2010-14 (4 seasons)	Columbia Associate Head Coach
2009-10 (1 season)	James Madison Assistant Coach
2008-09 (1 season)	Centenary Assistant Coach
2005-08 (3 seasons)	Richmond Assistant Coach
2004-05 (1 season)	Louisiana Assistant Coach
2002-04 (2 seasons)	Rice Director of Basketball Operations
1997-98 (1 season)	McNeese State Assistant Coach
1996-97 (1 season)	Rice Assistant Coach
1990-94 (4 seasons)	Tulane Student-Athlete

KOREY McCRAY



Associate Head Coach | 1st Season | Mercer, 2001 | Decatur, Ga. | Hired March 30, 2021

Korey McCray has been named Florida men's basketball associate head coach, Gators head coach Todd Golden announced on Wednesday. McCray is a veteran of the Southeastern Conference coaching ranks, spending time on staff at Mississippi State and LSU and totaling 12 years of experience on staff at power-conference programs.

"Korey is one of the most respected coaches across the Southeastern Conference, and he has proven the ability to recruit and develop complete student-athletes at the highest level," Golden said. "He has worked tirelessly to build real relationships all around the country – specifically within the Southeast region. As a former point guard in college, he has great leadership qualities that will rub off on our student-athletes. He is a great husband and father, and he will be an integral part of my coaching staff moving forward."

"I'm excited about joining Florida's historic program and working with such an innovative and analytical coach like Coach Golden," McCray said. "I can't wait to start."

McCray most recently coached seven seasons at Mississippi State from 2015-22 in addition to spending two seasons as an assistant coach on Ben Howland's UCLA staff.

A tireless worker and top-notch recruiter, McCray already owns 14 years of collegiate coaching experience, highlighted by 12 seasons in Power 5 conferences. His previous stops include UCLA, LSU, Florida State, Mercer and Chipola Junior College.

McCray's main responsibilities at Mississippi State included working with MSU's guards, assisting with scouting reports and engaging in all aspects of recruiting. His efforts on the recruiting trail were fruitful, as McCray has been ranked among the top recruiters in the nation and the SEC multiple times by 247 Sports.

McCray landed a pair of 1,000-point scorers at Mississippi State in Aric Holman and Lamar Peters. He also played an instrumental role in the signing of first-team All-SEC honoree Iverson Molinar and impact transfer Shakeel Moore from North Carolina State.

McCray helped lead the Bulldogs to 86 victories from 2017-21, which was tied for fourth among SEC schools during that span. State also registered three consecutive bids to postseason play when postseason tournaments were played, headed by a 2019 NCAA Tournament trip and 2021 NIT runner-up finish. The Bulldogs captured 10-plus SEC victories in 2019 and 2020, reaching double-digit SEC wins in consecutive seasons for the fifth time in program history.

McCray first teamed up with Howland at UCLA, which resulted in the nation's No. 1 recruiting class in 2012 according to ESPN.com. The class was headed by Jordan Adams, Kyle Anderson and Shabazz Muhammad. All three heard their names called during the NBA Draft's first round and helped the Bruins to a Pac-12 championship.

McCray spent the 2013-14 campaign at LSU on Johnny Jones' staff. The Tigers came away with a 20-14 record and featured three future NBA players in Jarell Martin, Jordan Mickey and Tim Quarterman.

McCray's first opportunity as an assistant coach at the Division I level came at his alma mater, Mercer, in 2007-08 following a one-year stint at Chipola College in 2004-05. The Chipola squad advanced to the National Junior College Athletic Association (NJCAA) Semifinals.

McCray got his start in the college coaching ranks at Florida State as a graduate assistant under Leonard Hamilton. He earned a master's degree in adult education with a minor in higher education at FSU in 2004.

After his time in Tallahassee, McCray worked as a skill development trainer based in Atlanta beginning in 2004. He had the chance to work with and create tailor-made offseason training programs for NBA talents such as Dwight Howard, John Wall, Anthony Morrow, Jarrett Jack, Jarvis Hayes, Von Wafer, Mario West and Damien Wilkins, among others.

McCray was a four-year player for Mark Slonaker at Mercer in Macon, Georgia. He served as the team captain

during the 1999-2000 and 2000-01 seasons. The Decatur, Georgia, native led the Bears in assists all four seasons. His 344 career assists were second in program history following his career and still sits among the program's top five. He earned his bachelor's degree in communications with a major in theatre arts and a minor in Christianity from Mercer in 2001.

Since 1999, McCray has served various stints as the CEO and head coach of the Atlanta Celtics AAU travel team. The team was co-founded by his father, Karl McCray and Wallace Prather in 1990. In 2009, he led his Atlanta Celtics U-15 team to a national title and has consistently produced teams at all age levels that rank in the top 10 nationally.

McCray and his wife, Lauren, have a daughter, Olivia, and a son, Kassius.

McCray Timeline

2022-present (1st season)	Florida Associate Head Coach
2015-22 (7 seasons)	Mississippi State Assistant Coach
2013-14 (1 season)	LSU Assistant Coach
2011-13 (2 seasons)	UCLA Assistant Coach
2007-08 (1 season)	Mercer Assistant Coach
2004-05 (1 season)	Chipola College Assistant Coach
2002-04 (2 seasons)	Florida State Graduate Assistant
1997-2001 (4 seasons)	Mercer Student-Athlete

KEVIN HOVDE



Assistant Coach | 1st Season | Richmond, 2011 | Kennett Square, Pa. | Hired March 29, 2021

Florida hired Kevin Hovde as an assistant coach in men's basketball on March 29, 2022, head coach Todd Golden announced. Hovde comes to Florida after most recently helping Richmond to the second round of the NCAA Tournament following an Atlantic 10 Tournament championship. Hovde has worked seven seasons alongside Golden, including two as associate head coach under Golden at San Francisco.

"Kevin is extremely sharp and has a great understanding of what we want to do, not only from a basketball standpoint but in the big picture of how we want this program to run," Golden said. "He has one of the best offensive minds we have in the college game. We've obviously had the opportunity to work alongside each other for several years at multiple stops, and I'm really glad we have the chance to add another chapter to our collaboration here at Florida."

"I couldn't be more excited to join Florida's elite men's basketball program and become a part of the University of Florida and Gator Nation," Hovde said. "It was going to take a special opportunity for me to leave my alma mater, and this is that opportunity. I am incredibly thankful to be a part of this staff. My family and I are thrilled to be reunited with Coach Golden and his family in Gainesville!"

The Spiders posted 24 wins, including the first-round NCAA Tournament upset of Iowa. The regular season was highlighted by wins vs. St. Bonaventure and Northern Iowa, while the A-10 Tournament run included victories over VCU, Dayton and Davidson. Richmond scoring and rebounding leader Tyler Burton (16.1 ppg, 7.7 rpg) earned second-team all-conference honors, while Jacob Gilyard (13.7 ppg, 6.0 rpg) was named to the third team.

Hovde (pronounced HUV-dee) joined the Richmond staff as an assistant coach in May 2021, returning to his alma mater after five seasons at the University of San Francisco, where he served as the team's associate coach on Golden's staff from 2019 to 2021. He helped the Dons to a 22-12 record in 2019-20 and a win over fourth-ranked Virginia on November 27, 2020 — the program's first win over a top-five opponent in 39 years. From 2016-17 to 2018-19, the Dons posted three consecutive 20-win seasons for the first time in more than 35 years.

Prior to San Francisco, Hovde was on the staff at Columbia for five seasons, two alongside Golden. He joined the program as the director of basketball operations in 2011 and was promoted to assistant coach the following season. In 2015-16, his final season at Columbia, the Lions finished 25-10, setting a school record for wins, and won the postseason CollegeInsider.com Tournament.

Hovde first joined the Spiders in 2006 out of Unionville High in Kennett Square, Pa. as part of Chris Mooney's first recruiting class at Richmond. He appeared in 99 games over four seasons, scoring 195 total points. As a senior in 2011, Hovde, Mooney, and the Spiders won the Atlantic 10 and advanced to the NCAA's Sweet 16.

Hovde met his wife Jackie while at Columbia, and they have a daughter, Lyla.

Hovde Timeline

2022-present (1st season)	Florida Assistant Coach
2021-22 (1 season)	Richmond Assistant Coach
2019-21 (2 seasons)	San Francisco Associate Head Coach
2016-19 (3 seasons)	San Francisco Assistant Coach
2012-16 (4 seasons)	Columbia Assistant Coach
2011-12 (1 season)	Columbia Director of Basketball Operations
2006-2011 (5 seasons)	Richmond Student-Athlete

JONATHAN SAFIR

Director of Basketball Strategy and Analytics | 1st Season | Vassar College, 2015 | Buffalo, N.Y.



Jonathan Safir has been named director of basketball strategy and analytics for the Florida men's basketball program, head coach Todd Golden announced.

"Jonathan is a rising star in this business," Golden said. "He was instrumental in the success of our historic season last year at San Francisco. He is well-respected within the profession as an incredibly smart basketball mind and someone who thinks about the game analytically at a high level. It wouldn't surprise me to see him running an NBA franchise someday. I've been fortunate to work with him for the past four years, and he'll be a great addition to our staff here at Florida."

"I am ecstatic to continue working alongside Coach Golden at the University of Florida," Safir said. "I look forward to the chance to work with world-class student-athletes on a daily basis as part of UF's historic men's basketball program. I am incredibly thankful and grateful for this opportunity and can't wait to get to work!"

Safir (pronounced like the gem, "sapphire") most recently served as an assistant coach on the San Francisco staff that led the Dons to a 24-10 season and the team's first NCAA Tournament bid since 1998. Three players earned all-West Coast Conference honors during the 2021-22 campaign, and USF reached as high as No. 21 in KenPom ratings.

In his role at San Francisco, Safir oversaw all analytics and strategy for the Dons and played an integral role in scouting, recruiting and player development. In 2020, Safir co-authored a study with Ken Pomeroy titled "The guide to fouling when leading (or tied)" after USF opted to foul in non-traditional scenarios.

He initially joined the USF program in the summer of 2018 as director of basketball operations. Prior to joining the Dons, Safir served as the director of basketball operations at Columbia University in New York City from 2016 to 2018. He joined the Lions' staff in 2015 as the graduate manager and supported the team during its 2016 CollegeInsider.com Postseason Tournament Championship.

Safir was a four-year letter winner at Vassar College, where he helped lead the Brewers to 19 wins and their first conference championship tournament appearance in school history. During his collegiate offseasons, he served as the head recruiting coordinator for Hoop Group Elite.

Safir earned his master's in sports management at Columbia after completing his bachelor's degree in American Studies at Vassar. He originally hails from Buffalo, N.Y.



DAVE WERNER

Associate AD, Sports Health | 19th Season/29th at UF | Eastern Kentucky, 1991 | Versailles, Ind.

Dave "Duke" Werner, Associate Athletic Director for Sports Health, enters his 19th year as the University of Florida men's basketball Athletic Trainer and his 29th year with Gator athletics, having spent his first 10 years in Gainesville working with the UF baseball program. Werner is responsible for student-athletes' daily care, as well as injury prevention and rehabilitation in the basketball program. He joined the Florida athletic training staff in June 1994.

Werner has made a tremendous impact on the Gator basketball program, and his planning is instrumental to helping the team make it through the grind of a season in good health. Werner also provides leadership for Florida's entire sports health team of athletic trainers.

During Werner's time with Florida basketball, the Gators have made 12 NCAA Tournament appearances with two national championships, three Final Fours and seven Elite Eight appearances, along with four SEC regular season championships and four SEC Tournament championships.

He has provided care to 21 future NBA players, including 13 NBA draft picks and seven first-round selections. His alma mater, Eastern Kentucky, named him the 2013 Department of Exercise and Sport Sciences Alumnus of the Year.

Werner has been a trusted advisor across the tenures of three head coaches, helping strategize practice loads on a team-wide and individual basis. Werner's input is also instrumental to the Gators' postseason success, helping the team with the quick turnarounds that postseason play requires.

For the Gators' 2013-14 Final Four season, which included the historic 30-game winning streak, Florida had a usual starter miss just two games due to injury, with Michael Frazier II, Will Yeguete and Patric Young all playing 39 games. Yeguete, who missed time with injury his sophomore and junior years, started all 39 games of his senior campaign. Young finished his career with 150 appearances, never missing a single game.

During the 2012-13 season, five of Florida's regular eight-man rotation missed time due to various injuries, but Werner's care helped three of those players miss just one game. In addition, Werner's rehab work with Will Yeguete allowed the power forward to return from early-February arthroscopic knee surgery in time to participate in the postseason.

Only one game was missed in 2005-06 due to injury, despite significant injuries to both Lee Humphrey and

Corey Brewer, due to Werner's relentless rehabilitation. In 2006-07 Werner played an instrumental role in rehabbing Al Horford who sprained his ankle on Dec. 10 and returned just over two weeks later in time for a showdown with Ohio State. In 2007-08, the Gators had the same starting lineup for 35 of 36 games.

The Versailles, Ind., native has earned three gold medals as an Athletic Trainer with USA Basketball, at the 2013 U19 FIBA World Championships and the 2012 and 2014 U18 FIBA Americas.

Werner brought to Florida an extensive background in professional sports after spending time in both the National Football League and minor league baseball. Prior to joining the Gator staff, he held a six-month Assistant Athletic Trainer position for the NFL's Tampa Bay Buccaneers during the 1993 NFL season and served a four-year stint in the Baltimore Orioles minor league organization from 1988-91. As the head Athletic Trainer for the Orioles entries in the Gulf Coast League, Appalachian League and New York-Penn League during the span, Werner's baseball background translates into top-notch, experienced treatment and care for the Gator players.

As the Florida baseball Athletic Trainer, Werner was responsible for the training duties over 40 future professional players. Werner also watched and helped 12 former Gators make their way through minor league baseball into Major League uniforms.

A 1991 graduate of Eastern Kentucky, he earned a degree in athletic training, as well as a teaching certificate for grades 7 through 12 in physical education and health. Werner continued his education at the University of Louisville, earning a master's degree in sports administration in 1993. While at Louisville, he served as a Graduate Assistant Athletic Trainer for the Louisville athletic program and worked specifically with the Cardinal basketball, swimming and soccer programs.

Werner is a member of the National Athletic Trainers' Association, the Southeast Athletic Trainers' Association and the Athletic Trainers' Association of Florida. A graduate of South Ripley High School, Werner enjoys fishing and body surfing.

He is married to the former Gwen Strayhorn, and they reside in Gainesville. The couple are the parents of two daughters, Makayla and Catherine, and one son, Colton.

VICTOR LOPEZ

Coordinator, Strength & Conditioning | 1st Season | CSU East Bay, 2017 | Antioch, Calif.

Victor Lopez has been hired as strength and conditioning coordinator for the men's basketball program, head coach Todd Golden announced. Lopez comes to Florida from the University of San Francisco, where he worked with the men's and women's basketball, women's soccer and triathlon teams from 2019-21.

"Victor's professional path and life experience have helped him become a great mentor and motivator for student-athletes," Golden said. "He brings technical knowledge and understanding to the job, and he builds meaningful connections with student-athletes as he helps them pursue their potential."

"I am thrilled for the opportunity to become a part of Gator Nation and continue working alongside Todd Golden," Lopez said. "The University of Florida obviously attracts elite student-athletes, and I can't wait to get started with our men's basketball team. The physical preparation of our student-athletes will emphasize a collaboration of the innovation and resources available at UF while instilling the pride, passion and teamwork that is in embedded and learned through a multi-faceted approach to strength and conditioning principles."

Lopez first worked as a collegiate athletics strength coach as a volunteer with California State University, East Bay, assisting with men's and women's basketball, baseball and women's soccer. Lopez then worked as a graduate assistant at Saint Mary's from 2017-19, leading men's and women's tennis and women's lacrosse while assisting with numerous other sports. He also spent time as interim head strength coach with the Saint Mary's men's basketball team.

Prior to his time in collegiate athletics, Lopez spent eight years working as a strength coach and fitness trainer. From 2004-08, Lopez served four years as a non-commissioned officer in the United States Marine Corps, where he commanded an elite team of Marines as a team leader in peacetime and in hostile environments.

Lopez earned his bachelor's degree in Kinesiology from CSU East Bay in 2017 and his Master's in Kinesiology from Saint Mary's in 2019, where he graduated with honors. He is a Certified Strength and Conditioning Specialist with Distinction through the National Strength and Conditioning Association.



Lopez Certifications

- NSCA Certified Strength and Conditioning Specialist with Distinction * (CSCS*D)
- United States of America Weightlifting Sports Performance Coach Level 1 (USAW)
- NASM Performance Enhancement Specialist (NASM PES)
- Functional Movement Specialist Level 1 (FMS)
- Master's Degree, Kinesiology, Saint Mary's
- Bachelor's Degree, Kinesiology, CSU East Bay

Alex de la Osa/UAA Photo

TAUREAN GREEN

Director of Player Development | 1st Season | Florida, 2013 | Ft. Lauderdale, Fla.

Taurean Green, point guard for Florida's two national championship teams, returns to UF's men's basketball program as director of player development, head coach Todd Golden announced.

"I couldn't be more excited for Taurean to join our staff," Golden said. "He's one of the best to ever wear the Gator uniform and understands what it takes to achieve at the highest levels here. He'll be an incredible resource for our student-athletes and an important connection to the tradition of excellence here, both for our fans and for all the past Gators who will always be part of the Florida family."

"Gainesville became like another home to me during my time at UF, and I can't wait to be back," Green said. "Florida is such a special place, and I'm ready to do everything I can to help our players, Todd Golden, the coaching staff and the entire program have success. Gator Nation, it feels great to be coming home!"

A Ft. Lauderdale native, Green wrapped up a 14-year professional playing career in 2021 and joined the

Chicago Bulls' staff as a player development coordinator, working under Billy Donovan.

Green played three seasons with the Gators from 2004-07, a member of the unforgettable "Oh-Fours" recruiting class that helped bring back-to-back titles to UF in 2006 and 2007. The point guard was a two-time All-SEC honoree and earned MVP of the Midwest Regional in the Gators' 2007 NCAA Tournament run, averaging 19.0 points in wins vs. Butler and Oregon. Green was also the leading scorer on Florida's 2006-07 squad with a 13.3 scoring average.

Green finished his collegiate career with 1,174 points and was a 2007 NBA Draft pick by the Portland Trail Blazers. He played with Portland and the Denver Nuggets before embarking on a decorated overseas career that included league championships in France and Poland and an All-Star honor in Greece.





SUPPORT STAFF



TOM WILLIAMS

Assistant AD, Hawkins Center | 38th Season
Florida, 1978 | Tarpon Springs, Fla.

Tom Williams is a 37-year veteran at the Otis Hawkins Center for Academic and Personal Excellence at Farrior Hall. Williams has been providing personalized professional and academic guidance for the Gator basketball team in numerous areas since 1986. A regular on Florida road trips, his tutoring and mentoring extends beyond his campus office. Williams also assists in NCAA academic compliance and certification.

Under Williams, the Gator basketball team has earned a league-best 122 Southeastern Conference Academic Honor Roll selections. In 2014,

Florida placed a conference-record eight players on the SEC Academic Honor Roll, and the Gators placed seven in 2015 and 2019. For eight of the past nine years (2014-17, 2019-22), the men's basketball program has been recognized by the NCAA for having an APR score in the top 10 percent nationally.

In 2014, one of the most notable scholar-athletes in Florida history graduated, as Patric Young wrapped up a decorated career. Young was the first three-time SEC Scholar-Athlete of the Year and was named an Academic All-American as a senior. Young also earned the Ben Hill Griffin Award as a senior and was on the SEC Community Service Team as a junior.

A Florida player has earned SEC Scholar-Athlete of the Year six times, including repeat honors from Lee Humphrey (2006 and '07) and Young (2012, '13 and '14), along with Ray Shipman (2009). Humphrey also earned second-team *ESPN the Magazine* Academic All-America honors in 2006 and first-team recognition in 2007.

Matt Bonner became the first basketball player in Gator basketball history and the third athlete in school history to be recognized as the Academic All-American of the Year when he earned that honor in 2002 and then repeated the honor in 2003. Bonner was selected as a Verizon Academic All-American each year from 2001-03. Canyon Barry earned Academic All-American of the Year and first-team Academic All-American honors in 2017.

The 1997 and 1998 Gator squads set then-league records with six Academic Honor Roll selections, a number matched again in Florida's national title year of 2007.

Williams, who is originally from Tarpon Springs, Fla., graduated from Florida in 1978 with a degree in English Education and earned his Master's Degree in Education at Mercer in 1984.



MIKE ROBUCK

Director, Men's Basketball Operations | 16th Season
Florida, 2007 | Orlando, Fla.

Long-time Florida basketball staffer Mike Robuck assumes the Director of Men's Basketball Operations role for 2022-23. Robuck has worked on the men's basketball support staff since 2007, most recently as Program Coordinator (2017-22) following time as Program Assistant (2007-17).

A double Gator with a Bachelor's in business administration and a Master's in sport management, Robuck served as a manager with the women's basketball program throughout his four years as a Florida student.

Over the course of his time with the men's basketball program, Robuck has handled a wide variety of responsibilities, including but not limited to day-to-day team schedule management, team travel and logistics, recruiting operations and team liaison to Jordan Brand.

Robuck and his wife, Liz, have a son, Nathaniel.



JORDAN TALLEY

Player Development Assistant | 1st Season
Southeastern Univ., 2015 | Lake City, Fla.

Jordan Talley joins the Florida staff in 2022 as a player development assistant. Talley comes to the Gators after two seasons as a graduate assistant at James Madison, which included a 2021 Colonial Athletic Association regular season championship.

Prior to his stint at JMU, Talley served in a number of coaching roles throughout the state of Florida at the junior college, high school and AAU levels. Throughout his career, Talley has handled a wide range of

duties both on and off the court, including skill development, recruiting, academics and operations roles.

A native of Lake City, Florida, he previously made a stop in Gainesville as an assistant coach at Santa Fe College for the 2016-17 season. Talley helped Tallahassee Community College to a Panhandle Conference championship, and the team sent 10 players to Division I including the No. 1 player in junior college.

Talley earned his bachelor's in sport management in 2015 from Southeastern University in Lakeland, where he helped the team to a 2014 NAIA Final Four appearance. He completed his Master's degree in Adult Education and Human Resources Development from James Madison in 2022.



KEVIN OLSEN

Video Coordinator | 1st Season
San Francisco, 2021 | Villa Park, Calif.

Kevin Olsen joins the Gators as video coordinator in 2022, coming to Florida from the University of San Francisco.

Olsen spent the past three seasons on staff with the Dons, where he served first as head student manager and later as a graduate assistant on Todd Golden's staff. The Villa Park, Calif., native graduated from USF with a degree in sociology in 2021.


Prior to his time at USF, Olsen attended Irvine Valley College, where he was a team captain on the men's basketball team. He also coached with West Coast Elite Basketball while attending Irvine Valley.




SUPPORT STAFF



MATT ALEXANDER
Manager



BENNETT ANDERSEN
Manager



MAC CARNELL
Manager




KEVIN CAMPS
Assistant AD, Creative
Media & Branding



JAY CLUGSTON
Team Physician



PABLO CRESPO
Manager




NOLAN CRIST
Manager




CARSON DOWLING
Manager




STEVE EGAN
Radio Engineer



MAX FORSTOT
Manager



MARKUS FURST
Strength & Conditioning
Assistant




BRYCE GIMMARO
Intern Athletic Trainer



CHRIS HARRY
Senior Writer




LEE HUMPHREY
Radio Analyst




JORDAN JACOBSON
Graduate Assistant




SEAN KELLEY
Voice of the Gators



WILL KISER
Manager



SAM LEVENTHAL
Assistant Director, Creative
Media & Branding




ERIC MICHAEL
Assistant Director,
Creative Video



MICHAEL MOSER
Team Physician



SCOTT PALANJIAN
Assistant AD, Marketing



JAKE PALMER
Manager



DENVER PARLER
Assistant AD,
Communications



BRAD PATTERSON
Massage Therapist



JACK PFAFF
Assistant AD,
Operations & Facilities



TRACY PFAFF
Executive Assistant



COREY REYNOLDS
Manager



RACHEL RIGER
Assistant Director, Social
Media & Digital Content



WILL RING
Manager



EMILY RODGERS
Performance Dietician



KEMUEL SANTANA
Sports Science Intern



LYNDA TEALER
Exec. Assoc. AD, Admin.



RO VEMURI
Manager



MADDIE WASHBURN
Associate Director,
Photography



NICK YUSKA
Communications Assistant



HEAD SHOT ROSTER



#0 MYREON JONES

G | 5th | 6-3 | 177 | Birmingham, Ala.



#1 CJ FELDER

F | Sr.* | 6-7 | 240 | Sumter, S.C.



#2 TREY BONHAM

G | Jr.* | 6-0 | 170 | Mobile, Ala.



#3 ALEX FUDGE

F | So. | 6-9 | 200 | Jacksonville, Fla.



#4 NIELS LANE

G | Jr.* | 6-5 | 215 | Freehold, N.J.



#5 WILL RICHARD

G | So. | 6-4 | 206 | Fairburn, Ga.




#10 DENZEL ABERDEEN

G | Fr. | 6-5 | 189 | Orlando, Fla.




#11 KYLE LOFTON

G | Gr. | 6-3 | 188 | Hillside, N.J.



#12 COLIN CASTLETON

F | Sr.* | 6-11 | 250 | Deland, Fla.



#13 ALEKS SZYMCHYK

F | Fr. | 6-10 | 240 | Frankfurt, Germany




#14 KOWACIE REEVES

G | So. | 6-6 | 192 | Macon, Ga.



#20 JACK MAY

G | R-So.* | 6-4 | 195 | Boca Raton, Fla.



#21 ALEX KLATSKY

G | R-Jr.* | 6-4 | 206 | Colts Neck, N.J.



#24 RILEY KUGEL

G | Fr. | 6-5 | 207 | Orlando, Fla.



#33 JASON JITOBH

C | Sr.* | 6-11 | 300 | Abuja, Nigeria



TODD GOLDEN
Head Coach



CARLIN HARTMAN
Associate Head Coach



KOREY MCCRAY
Associate Head Coach



KEVIN HOVDE
Assistant Coach



2022-23 SCHEDULE

Date	Day	Opponent	Location	Time	TV
Nov. 7	Monday	STONY BROOK	GAINESVILLE, FL	8 p.m.	SEC+
Nov. 11	Friday	KENNESAW STATE	GAINESVILLE, FL	7 p.m.	SEC+
Nov. 14	Monday	FLORIDA ATLANTIC	GAINESVILLE, FL	7 p.m.	SEC Net.
Nov. 18	Friday	Florida State	Tallahassee, FL	8 p.m.	ACC Net.
Nov. 24	Thursday	Xavier (Phil Knight Legacy)	Portland, OR	5:30 p.m.	ESPN2
Nov. 25	Friday	Duke/Oregon (Phil Knight Legacy)	Portland, OR	3:30/6 p.m.	ESPN/2/U
Nov. 27	Sunday	Gonz./Portland St./Purdue/WVU (PKL)	Portland, OR	TBD	ESPN/2/U
Nov. 30	Wednesday	FLORIDA A&M	GAINESVILLE, FL	8 p.m.	SEC+
Dec. 4	Sunday	STETSON	GAINESVILLE, FL	2 p.m.	SEC Net.
Dec. 7	Wednesday	UCONN	GAINESVILLE, FL	9 p.m.	ESPN2
Dec. 14	Wednesday	Ohio	Tampa, FL	7 p.m.	ESPN2
Dec. 20	Tuesday	Oklahoma (Jumpman Classic)	Charlotte, NC	9:30 p.m.	ESPN2
Dec. 28	Wednesday	Auburn	Auburn, AL	7 p.m.	ESPN2
Jan. 4	Wednesday	TEXAS A&M	GAINESVILLE, FL	7 p.m.	ESPN2/U
Jan. 7	Saturday	GEORGIA	GAINESVILLE, FL	1 p.m.	SEC Net.
Jan. 10	Tuesday	LSU	Baton Rouge, LA	7 p.m.	SEC Net.
Jan. 14	Saturday	MISSOURI	GAINESVILLE, FL	3:30 p.m.	SEC Net.
Jan. 18	Wednesday	Texas A&M	College Station, TX	7 p.m.	SEC Net.
Jan. 21	Saturday	Mississippi State	Starkville, MS	8:30 p.m.	SEC Net.
Jan. 25	Wednesday	SOUTH CAROLINA	GAINESVILLE, FL	7 p.m.	ESPN2/U
Jan. 28	Saturday	Kansas State (SEC/Big 12 Challenge)	Manhattan, KS	6 p.m.	ESPN2
Feb. 1	Wednesday	TENNESSEE	GAINESVILLE, FL	7 p.m.	ESPN2/U
Feb. 4	Saturday	Kentucky	Lexington, KY	8:30 p.m.	ESPN
Feb. 8	Wednesday	Alabama	Tuscaloosa, AL	9 p.m.	ESPN2/U
Feb. 11	Saturday	VANDERBILT	GAINESVILLE, FL	3:30 p.m.	SEC Net.
Feb. 15	Wednesday	OLE MISS	GAINESVILLE, FL	6:30 p.m.	SEC Net.
Feb. 18	Saturday	Arkansas	Fayetteville, AR	2 p.m.	ESPN/2
Feb. 22	Wednesday	KENTUCKY	GAINESVILLE, FL	7 p.m.	ESPN/2
Feb. 25	Saturday	Vanderbilt	Nashville, TN	6 p.m.	ESPN2/U
Feb. 28	Tuesday	Georgia	Athens, GA	7 p.m.	SEC Net.
March 4	Saturday	LSU	GAINESVILLE, FL	6 p.m.	SEC Net.
March 8-12		SEC Tournament	Nashville, TN		



ROSTER BREAKDOWN

Numerical Roster

0	Myreon Jones	G	6-3	177	Gr.	1L	Birmingham, Ala./Penn State
1	CJ Felder	F	6-7	240	Sr.*	1L	Sumter, S.C./Boston College
2	Trey Bonham	G	6-0	170	Jr.*	TR	Mobile, Ala./VMI
3	Alex Fudge	F	6-9	200	So.	TR	Jacksonville, Fla./LSU
4	Niels Lane	G	6-5	215	Jr.*	2L	Freehold, N.J./Roselle Catholic
5	Will Richard	G	6-4	206	So.	TR	Fairburn, Ga./Belmont
10	Denzel Aberdeen	G	6-5	189	Fr.	HS	Orlando, Fla./Dr. Phillips HS
11	Kyle Lofton	G	6-3	188	Gr.	TR	Hillside, N.J./St. Bonaventure
12	Colin Castleton	F	6-11	250	5th	2L	Deland, Fla./Michigan
13	Aleks Szymczyk	F	6-10	240	Fr.	HS	Frankfurt, Germany/Gymnasium München-Nord
14	Kowacie Reeves	G	6-6	192	So.	1L	Macon, Ga./Westside
20	Jack May	G	6-4	195	R-So.*	1L	Boca Raton, Fla./Saint Andrew's School
21	Alex Klatsky	G	6-4	206	R-Jr.*	2L	Colts Neck, N.J./Ranney School
24	Riley Kugel	G	6-5	207	Fr.	HS	Orlando, Fla./Dr. Phillips HS
33	Jason Jitoboh	C	6-11	300	Sr.*	3L	Abuja, Nigeria/Hamilton Heights (Tenn.)

*Qualifies to apply for additional season of eligibility due to COVID-19.

Alphabetical Roster

10	Denzel Aberdeen	G	6-5	189	Fr.	HS	Orlando, Fla./Dr. Phillips HS
2	Trey Bonham	G	6-0	170	Jr.*	TR	Mobile, Ala./VMI
12	Colin Castleton	F	6-11	250	5th	2L	Deland, Fla./Michigan
1	CJ Felder	F	6-7	240	Sr.*	1L	Sumter, S.C./Boston College
3	Alex Fudge	F	6-9	200	So.	TR	Jacksonville, Fla./LSU
21	Alex Klatsky	G	6-4	206	R-Jr.*	2L	Colts Neck, N.J./Ranney School
33	Jason Jitoboh	C	6-11	300	Sr.*	3L	Abuja, Nigeria/Hamilton Heights (Tenn.)
0	Myreon Jones	G	6-3	177	Gr.	1L	Birmingham, Ala./Penn State
24	Riley Kugel	G	6-5	207	Fr.	HS	Orlando, Fla./Dr. Phillips HS
4	Niels Lane	G	6-5	215	Jr.*	2L	Freehold, N.J./Roselle Catholic
11	Kyle Lofton	G	6-3	188	Gr.	TR	Hillside, N.J./St. Bonaventure
20	Jack May	G	6-4	195	R-So.*	1L	Boca Raton, Fla./Saint Andrew's School
14	Kowacie Reeves	G	6-6	192	So.	1L	Macon, Ga./Westside
5	Will Richard	G	6-4	206	So.	TR	Fairburn, Ga./Belmont
13	Aleks Szymczyk	F	6-10	240	Fr.	HS	Frankfurt, Germany/Gymnasium München-Nord

*Qualifies to apply for additional season of eligibility due to COVID-19.

Pronunciation Guide

Jason Jitoboh	jih-TOE-bo
Myreon Jones	Myron
Riley Kugel	KOO-gull
Niels Lane	Niles
Kowacie Reeves	ko-WAY-see
Aleks Szymczyk	SHIM-chick

Staff

Head Coach: Todd Golden (Saint Mary's '08)
Associate Head Coaches: Carlin Hartman (Tulane '94), Korey McCray (Mercer '01)
Assistant Coach: Kevin Hovde (Richmond, '10)
Director of Basketball Strategy & Analytics: Jonathan Safir (Vassar College '15)
Strength & Conditioning Coordinator: Victor Lopez (CSU East Bay '17)
Director of Player Development: Taurean Green (Florida '13)
Associate AD, Sports Health: Dave Werner (Eastern Kentucky '91)
Assistant AD, Hawkins Center: Tom Williams (Florida '78)
Director, Men's Basketball Operations: Mike Robuck (Florida '07)
Player Development Assistant: Jordan Talley (Southeastern University '15)
Video Coordinator: Kevin Olsen (San Francisco '21)

Roster By Class

Freshman (3) Denzel Aberdeen Riley Kugel Aleks Szymczyk	Sophomore (4) Alex Fudge Jack May*^ Kowacie Reeves Will Richard	Junior (3) Trey Bonham* Alex Klatsky*^ Niels Lane*	Senior/Grad/5th Year (5) Colin Castleton (5th Year) CJ Felder* Jason Jitoboh* Myreon Jones (Grad/5th Year) Kyle Lofton (Grad/5th Year)
---	--	--	--

*Additional year available with COVID waiver; ^Redshirt

What's back?

Category	Amount Returning	Pct.
Games Started	69 of 170	40.6
Minutes Played	3,107 of 6,856	45.3
Points	1,131 of 2,400	47.1
Field Goals	411 of 825	49.8
3-Point FG	109 of 269	40.5
Free Throws Made	200 of 481	41.6
Rebounds	540 of 1,022*	52.8
Assists	134 of 435	30.8
Steals	107 of 284	37.7
Blocks	108 of 171	63.2

*Does not include rebounds credited to "Team."

Returning Leaders

Points/Game	Castleton	16.2
Field Goals	Castleton	172
Field Goal Pct.	Jitoboh	.633
3-Point FG	Jones	62
3-Point Pct.	Felder	.389
Free Throws	Castleton	109
Free Throw Pct.	Reeves	.750
Rebounds/Game	Castleton	9.0
Assists/Game	Jones	1.6
Steals/Game	Jones	1.3
Blocks/Game	Castleton	2.2

SEC Wins Since Expansion (2012-13)

Kentucky	133
Florida	112
Arkansas	105
Tennessee	104
LSU	98
Alabama	94
Ole Miss	87
Auburn	83
Texas A&M	83
South Carolina	79
Georgia	73
Mississippi State	72
Vanderbilt	64
Missouri	63

Squad Breakdown

Starters Returning (1):	Colin Castleton
Starters Lost (4):	Tyree Appleby Anthony Duruji Phlandrous Fleming Jr. Brandon McKissic
Other Letterwinners Returning (6):	CJ Felder Jason Jitoboh Myreon Jones Alex Klatsky Niels Lane Kowacie Reeves
Other Letterwinners Lost (3):	Tuongthachh Gatkek Elijah Kennedy Keyontae Johnson
Incoming Freshmen (3):	Denzel Aberdeen Riley Kugel Aleks Szymczyk
Incoming Transfers (4):	Trey Bonham Alex Fudge Kyle Lofton Will Richard

10 DENZEL ABERDEEN



Freshman | Guard | HS | 6-5 | 189 | Orlando, Fla. | Dr. Phillips HS

Overview

- High-IQ, versatile combo guard who wants the ball in big moments.
- Rated a four-star prospect by ESPN and Rivals.

Prep

- Twice named Florida Association of Basketball Coaches (FABC) all-state, earning first team in 2021 and second team in 2022.
- Scored 27 points in the 2021 7A state championship game, leading Dr. Phillips to its first state championship in program history.
- Helped Dr. Phillips return to the state championship game again in 2022.
- Averaged 14.4 points, 3.6 rebounds and 3.1 assists his senior season.

Personal

- Majoring in business/finance.
- Parents are Ian and Denyse Aberdeen. Brothers are Junior, Kadeem, Tristan and Shawn and sister is Shannon.
- Also played football growing up.
- Favorite basketball player is Ja Morant.
- Outside of football, cheers for the Los Angeles Rams.

2 TREY BONHAM



Junior | Guard | TR | 6-0 | 170 | Mobile, Ala. | UMS-Wright | VMI

Overview

- Scored 601 points over two seasons at VMI, starting in 36 of his 53 appearances.
- Has averaged 11.3 points, 3.6 rebounds and 2.9 assists per game, shooting .487 from the field, .369 from 3-point range and .792 from the free throw line.
- Has 36 double-figure scoring games and six games with 20+ points.

2021-22, Sophomore Season (VMI)

- Averaged 13.6 points, 4.4 rebounds and 4.0 assists per game as a sophomore at VMI, starting all 29 appearances.
- During the 2021-22 season, Bonham posted a .536 percentage from 2-point range and an .831 free throw percentage on more than four attempts per game.
- Posted a career-high 31 points at Samford, going 9-for-13 from the field and making 11 of 12 from the free throw line and added a 26-point game vs. UNC Wilmington.

2020-21, Freshman Season (VMI)

- Earned SoCon All-Freshman honors in 2020-21, averaging 8.6 points per game.
- Posted his first career 20-point game vs. Wofford, shooting 7-for-10 from the field and 3-for-5 from 3-point range.
- Scored 14 points on 5-for-7 shooting in an overtime win vs. Furman the SoCon Tournament.

Prep

- Two-time first-team All-State performer in high school as a junior and senior, Bonham led UMS-Wright to 25 wins as a senior. Also earned second-team All-State as a sophomore and honorable mention as a freshman.
- 2020 Coastal Region Player of the Year and three-time All-Region honoree.
- Selected to the AHSAA North-South All-Star game
- The school's second all-time leading scorer, his high school squad posted a 61-24 mark over his last three seasons.

Bonham Career Statistics

Year	GP		GS	Min	Avg	Total		FG	3-Point		FT	F-Throw		Rebounds				PF	FO	Ast	TO	Blk	Stl	Pts	Avg
						FGA	Pct		FG	FGA	Pct	FTA	Pct	Off	Def	Tot	Avg								
2020-21 (VMI)	24	7		526	21.9	72	.503	21	52	.404	41	57	.719	16	50	66	2.8	41	1	41	29	1	26	206	8.6
2021-22 (VMI)	29	29		794	27.4	132	.487	31	89	.348	100	121	.826	25	102	127	4.4	78	3	115	63	3	38	395	13.6
Totals	53	36		1320	24.9	204	.487	52	141	.369	141	178	.792	41	152	193	3.6	119	4	156	92	4	64	601	11.3



TREY BONHAM

Bonham Game-By-Game

2020-21 (VMI)	Date	GS	Min	FG	FGA	Pct	3FG	FGA	Pct	FT	FTA	Pct	Off	Def	Tot	Avg	PF	FO	A	TO	Blk	Stl	Pts	Avg
ST. ANDREWS PRESBYTERIAN	11/25/20		17	5	10	.500	0	3	.000	0	0	.000	0	0	0	0.0	0	0	1	2	0	3	10	10.0
at Penn State	11/28/20		9	0	2	.000	0	0	.000	2	2	1.000	1	1	2	1.0	0	0	0	4	0	0	2	6.0
LONGWOOD	12/01/20		8	0	1	.000	0	0	.000	0	0	.000	0	0	0	0.7	3	0	1	0	0	0	0	4.0
at Virginia Tech	12/03/20		21	4	6	.667	1	2	.500	1	2	.500	0	0	0	0.5	0	0	0	0	0	1	10	5.5
GREENSBORO	12/08/20		16	3	8	.375	2	4	.500	3	3	1.000	3	1	4	1.2	1	0	3	0	0	1	11	6.6
HAMPTON	12/13/20		16	4	7	.591	0	2	.00	4	4	1.000	1	4	5	1.8	1	0	0	0	0	2	12	7.5
CAMPBELLSVILLE-H'BURG	12/15/20		19	5	8	.625	1	3	.333	0	0	.000	2	3	5	2.3	0	0	3	0	0	2	11	8.0
at Gardner-Webb	12/18/20		12	0	2	.000	0	1	.000	1	2	.500	0	1	1	2.1	0	0	0	1	0	0	1	7.1
at George Mason	12/21/20		15	0	3	.000	0	0	.000	0	0	.000	0	0	0	1.9	1	0	3	2	0	1	0	6.3
at Samford	12/30/20		25	4	10	.400	3	6	.500	4	4	1.000	0	1	1	1.8	1	0	1	1	1	3	15	7.2
CHATTANOOGA	01/02/21		14	1	3	.333	0	0	.000	0	0	.000	1	2	3	1.9	1	0	1	0	0	1	2	6.7
WOFFORD	01/13/21	*	33	7	10	.700	3	5	.600	3	7	.429	1	4	5	2.2	2	0	5	3	0	1	20	7.8
THE CITADEL	01/16/21	*	33	3	6	.500	1	2	.500	7	9	.778	0	4	4	2.3	2	0	2	2	0	1	14	8.3
at East Tennessee State	01/18/21	*	37	4	6	.667	1	2	.500	4	5	.800	0	2	2	2.3	1	0	3	2	0	1	13	8.6
FURMAN	01/20/21	*	30	4	9	.444	2	4	.500	3	6	.500	0	3	3	2.3	2	0	1	0	0	1	13	8.6
at Mercer	01/23/21	*	32	5	7	.714	1	1	1.000	0	0	.000	1	5	6	2.6	4	0	1	2	0	1	11	9.1
WESTERN CAROLINA	01/27/21	*	32	4	9	.444	1	2	.500	0	0	.000	0	3	3	2.6	1	0	7	0	0	3	9	9.1
at UNC Greensboro	01/30/21	*	29	1	4	.250	0	2	.000	0	0	.000	0	4	4	2.7	3	0	1	6	0	0	2	8.7
at Western Carolina	02/10/21		21	4	5	.800	2	2	1.000	1	3	.333	3	2	5	2.8	5	1	0	0	0	1	11	8.8
SAMFORD	02/13/21		27	5	10	.500	2	5	.400	2	2	1.000	1	4	5	2.9	2	0	4	2	0	1	14	9.1
UNC GREENSBORO	02/17/21		23	1	4	.250	0	1	.000	0	0	.000	1	2	3	2.9	3	0	3	0	0	0	2	8.7
at The Citadel	02/20/21		18	2	4	.500	0	2	.000	3	4	.750	1	0	1	2.8	4	0	1	1	0	0	7	8.6
vs Furman	03/06/21		26	5	7	.714	1	2	.500	3	4	.750	0	2	2	2.8	2	0	0	1	0	2	14	8.9
vs Mercer	03/07/21		13	1	2	.500	0	1	.000	0	0	.000	0	2	2	2.8	2	0	0	0	0	0	2	8.6
Totals	24 Games	7	526	72	143	.503	21	52	.404	41	57	.719	16	50	66	2.8	41	1	41	29	1	26	206	8.6

2021-22 (VMI)	Date	GS	Min	FG	FGA	Pct	3FG	FGA	Pct	FT	FTA	Pct	Off	Def	Tot	Avg	PF	FO	A	TO	Blk	Stl	Pts	Avg
CARLOW	11/09/21	*	17	4	7	.571	1	2	.500	1	2	.500	2	2	4	4.0	1	0	5	1	0	3	10	10.0
at Presbyterian	11/12/21	*	29	2	5	.400	0	1	.000	4	6	.667	1	3	4	4.0	2	0	4	3	0	1	8	9.0
KEYSTONE	11/16/21	*	13	3	3	1.000	2	2	1.000	1	1	1.000	1	0	1	3.0	0	0	4	0	0	0	9	9.0
at Marist	11/20/21	*	20	2	9	.222	0	3	.000	1	2	.500	1	2	3	3.0	3	0	2	1	0	2	5	8.0
vs Presbyterian	11/24/21	*	24	2	7	.286	0	2	.000	1	2	.500	0	4	4	3.2	2	0	2	3	0	1	5	7.4
at Portland	12/03/21	*	25	5	10	.500	3	5	.600	3	4	.750	1	2	3	3.2	4	0	4	4	0	1	16	8.8
at Seattle	12/05/21	*	15	2	5	.400	0	1	.000	6	6	1.000	1	7	8	3.9	4	0	1	3	0	1	10	9.0
GARDNER-WEBB	12/11/21	*	22	2	8	.250	0	2	.000	1	1	1.000	1	1	2	3.6	2	0	2	3	0	0	5	8.5
at Wake Forest	12/14/21	*	24	2	5	.400	0	2	.000	0	0	.000	1	2	3	3.6	4	0	6	4	0	1	4	8.0
at Wofford	12/29/21	*	29	4	6	.667	1	1	1.000	2	5	.400	1	3	4	3.6	3	0	2	2	0	3	11	8.3
FURMAN	01/01/22	*	25	5	11	.455	4	6	.667	2	2	1.000	1	1	2	3.5	0	0	4	1	0	1	16	9.0
at East Tennessee State	01/05/22	*	25	4	8	.500	1	4	.250	1	2	.500	0	4	4	3.5	3	0	5	1	0	3	10	9.1
UNC GREENSBORO	01/08/22	*	12	0	2	.000	0	2	.000	0	0	.000	0	0	0	3.2	0	0	2	4	0	0	0	8.4
at Mercer	01/13/22	*	21	5	8	.625	1	2	.500	5	6	.833	0	3	3	3.2	4	0	6	0	0	2	16	8.9
at The Citadel	01/15/22	*	34	7	13	.538	1	5	.200	2	2	1.000	0	5	5	3.3	2	0	4	2	0	1	17	9.5
SAMFORD	01/20/22	*	32	5	11	.455	2	4	.500	4	5	.800	1	4	5	3.4	3	0	8	1	0	2	16	9.9
CHATTANOOGA	01/22/22	*	27	5	10	.500	0	1	.000	0	0	.000	0	1	1	3.3	5	1	3	1	0	2	10	9.9
at Furman	01/26/22	*	29	4	7	.571	0	0	.000	3	4	.750	2	4	6	3.4	5	1	6	2	1	0	11	9.9
EAST TENNESSEE STATE	01/29/22	*	33	7	13	.538	1	3	.333	6	7	.857	3	3	6	3.6	4	0	3	2	0	0	21	10.5
at UNC Greensboro	02/02/22	*	28	5	8	.625	0	1	.000	7	10	.700	0	6	6	3.7	4	0	7	3	0	2	17	10.9
WESTERN CAROLINA	02/04/22	*	32	6	10	.600	2	4	.500	5	6	.833	1	5	6	3.8	3	0	3	1	0	2	19	11.2
MERCER	02/10/22	*	33	5	13	.385	2	6	.333	7	7	1.000	0	6	6	3.9	3	0	5	2	0	0	19	11.6
THE CITADEL	02/12/22	*	36	5	15	.333	2	5	.500	0	0	.000	2	7	9	4.1	3	0	7	1	0	3	12	11.6
at Samford	02/17/22	*	43	9	13	.692	2	3	.667	11	12	.917	1	4	5	4.2	3	0	3	3	1	0	31	12.4
at Chattanooga	02/19/22	*	37	7	14	.500	1	4	.250	5	5	1.000	0	4	4	4.2	2	0	6	3	1	2	20	12.7
WOFFORD	02/23/22	*	35	8	19	.421	1	6	.167	3	3	1.000	0	5	5	4.2	1	0	3	2	0	2	20	13.0
at Western Carolina	02/26/22	*	26	3	11	.273	1	5	.200	7	7	1.000	2	5	7	4.3	5	1	2	3	0	0	14	13.0
vs Wofford	03/05/22	*	37	7	10	.700	2	3	.667	1	1	1.000	1	6	7	4.4	1	0	4	4	0	1	17	13.2
vs UNC Wilmington	03/20/22	*	31	7	15	.467	1	5	.200	11	13	.846	1	3	4	4.4	2	0	2	3	0	2	26	13.6
Totals	29 Games	29	794	132	276	.478	31	89	.348	100	121	.826	25	102	127	4.4	78	3	115	63	3	38	395	13.6

Game Highs

Points	31, at Samford (2/17/22)
Rebounds	9, vs. The Citadel (2/12/22)
Field Goals	9, at Samford (2/17/22)
Field Goal Attempts	19, vs. Wofford (2/23/22)
3-Point Field Goals	4, vs. Furman (1/1/22)
3-Point FG Attempts	6, 4x, last vs. Wofford (2/23/22)
Free Throws	11, 2x, last vs. UNCW (3/20/22)
Free Throw Attempts	13, vs. UNCW (3/20/22)
Assists	8, vs. Samford (1/20/22)
Steals	3, 7x, last vs. The Citadel (2/12/22)
Blocked Shots	1, 4x, last at Chattanooga (2/19/22)
Minutes Played	43, at Samford (2/17/22)

Personal

- Majoring in history.
- Parents are Robert and Tarisha Bonham and siblings are Rileigh, Ramya and Rhyann.
- Also competed in track and football growing up.
- Favorite basketball players are LeBron James, Russell Westbrook and Ja Morant.
- Outside of basketball, cheers for the Baltimore Ravens.

12 COLIN CASTLETON



5th Year | Forward | 2L | 6-11 | 250 | Deland, Fla. | Father Lopez Catholic | Michigan

Overview

- Two-time All-SEC performer who has averaged 14.4 points, 7.8 rebounds and 2.2 blocked shots over two seasons with the Gators.
- A difference-maker who plays with passion on both ends of the floor.
- Has posted 13 double-doubles and eight 20-point games.
- A versatile big man with a polished offensive post game who is also a high-level shot-blocker.
- Ranks #10 in Florida history with 116 blocked shots as a Gator.
- Florida native who the Gators recruited out of high school.

Honors

- 2022 All-SEC (Coaches 2nd Team)
- 2021 Orange Bowl Classic MVP

- 2021 Fort Myers Tip-Off MVP
- 2021 All-SEC (Coaches 2nd Team)
- SEC Player of the Week (1/4/21; 2/1/21)

2021-22, Senior Season

- Earned coaches second-team All-SEC honors, leading the Gators with 16.2 points and 9.0 rebounds per game, also blocking 62 shots.
- Had a pair of big games against Auburn, first posting 22 points and 10 rebounds on the road then 19 and 8 at home in a win against #2 Auburn.
- Went for a career-high 29 points, including 9-for-10 from the free throw line, vs. Arkansas.
- Named MVP of the Fort Myers Tip-Off with 16 points vs. Cal and a double-double against Ohio State.
- Picked up Orange Bowl Classic MVP honors with 12 points and 11 rebounds in the Gators' win vs. USF.

Castleton Career Statistics

Year	GP	GS	Min	Avg	Total			3-Point			F-Throw			Rebounds				PF	FO	Ast	TO	Blk	Stl	Pts	Avg
					FG	FGA	Pct	FG	FGA	Pct	FT	FTA	Pct	Off	Def	Tot	Avg								
2018-19 (Michigan)	19	0	67	3.5	9	22	.409	0	3	.000	3	9	.333	8	13	21	1.1	14	0	1	5	4	1	21	1.1
2019-20 (Michigan)	25	0	198	7.9	27	50	.540	0	4	.000	24	29	.828	18	42	60	2.4	19	0	8	13	13	3	78	3.1
2020-21	24	21	620	25.8	111	186	.597	0	1	.000	75	96	.781	59	94	153	6.4	52	0	26	46	54	13	297	12.4
2021-22	28	28	856	30.6	172	315	.546	0	9	.000	109	155	.703	87	166	253	9.0	56	1	43	61	62	24	453	16.2
Florida Totals	52	49	1477	28.4	283	501	.565	0	10	.000	184	251	.733	146	260	406	7.8	108	1	69	107	116	37	750	14.4
Totals	96	49	1742	18.1	319	573	.557	0	17	.000	211	289	.730	172	315	487	5.1	141	1	78	125	133	41	849	8.8

Castleton SEC Statistics

Year	GP	GS	Min	Avg	Total			3-Point			F-Throw			Rebounds				PF	FO	Ast	TO	Blk	Stl	Pts	Avg
					FG	FGA	Pct	FG	FGA	Pct	FT	FTA	Pct	Off	Def	Tot	Avg								
2020-21	15	12	391	26.1	79	236	.581	0	1	.000	49	63	.778	36	53	89	5.9	35	0	19	28	35	6	207	13.8
2021-22	13	13	428	32.9	89	157	.567	0	3	.000	55	69	.797	41	75	116	8.9	25	0	18	25	31	11	233	17.9
Totals	28	25	819	29.3	168	293	.573	0	4	.000	104	132	.788	77	28	205	7.3	60	0	37	53	66	17	440	15.7



COLIN CASTLETON

- Matched a career high with eight blocked shots at South Carolina.
- Earned SEC Player of the Week honors the first week of the season after becoming the first Gator since Joakim Noah to have a 15-point, 15-rebound, five-block performance, going for 15/16/6 in the win vs. #20 Florida State.
- He posted 15 points and 15 rebounds against Texas A&M after having 15 and 16 vs. Florida State, becoming the fourth Gator with multiple 15/15 games since 1996, along with Marreese Speights, Al Horford and Udonis Haslem.
- Blocked six shots in back-to-back games in the first two games of the season, the second time in his career he has swatted six or more in consecutive games. He is the first Gator since Dwayne Schintzius (Dec. 1987) to do so.
- Scored 17 of his 18 points vs. Elon in the first half, and his six blocked shots set Florida's opening-night record.

2020-21, Junior Season

- Earned second-team All-SEC honors by the league's coaches as he ranked second on the Gators in scoring a 12.4 points per game and led the team with a 6.4 rebounding average.
- Two-time SEC Player of the Week, the seventh Gator in program history to earn the honor multiple times in a season and just the second frontcourt player to do so, along with Joakim Noah.
- Castleton's 2.25 blocked shots per game ranked second in the SEC and marked a top-five performance in Florida history behind only Dwayne Schintzius, who holds the top three single-season marks, and Joakim Noah.
- Ranked eighth in the SEC in offensive rebounds (2.5) and 12th in rebounding (6.4).
- Had a six-game stretch with 28 blocked shots (4.7 average), includ-

ing an eight-block performance against Ole Miss that was the most by a Gator since Dwayne Davis' record-setting nine blocks vs. New Orleans (12/27/89).

- Castleton became the sixth player over the past 25 years to post in an NCAA Tournament game at least 19 points, 14 rebounds, three blocked shots and two assists, joining Zion Williamson, JaJuan Johnson, Kevin Love, Nick Collison (three times) and Tim Duncan, recording that stat line in the overtime win vs. Virginia Tech.
- Led Florida to a win at No. 11 West Virginia with 21 points, seven rebounds and five blocked shots, shooting 9-for-9 from the free throw line. Scored 15 in the second half while helping limit Derek Culver to seven points on 1-for-5 shooting after the break.
- Had a breakout performance in the win at Vanderbilt with 23 points on 11-for-13 shooting, including five dunks. It marked the best field goal percentage performance on the road in SEC league play (10+ makes) in five seasons (Damian Jones, Vanderbilt, .923, 2/23/16 at Florida). His 17 second-half points alone topped his previous career best of 14, set at Michigan (vs. Houston Baptist).
- Followed that up with a 21-point game vs. LSU, including 19 in the second half. Castleton scored the Gators' first 15 points after halftime over a six-minute span against the Tigers.
- Posted 21 points, 10 rebounds and eight blocked shots in the win vs. Ole Miss, including 14 second-half points. He is one of two major conference players (Mo Bamba) to post a 20/10/8 stat line in league action over the past decade. He was the first SEC player to achieve a 20/10/8 stat line in conference action since Ole Miss' Ansu Sesay vs. Mississippi St. in 1997.
- Followed up his eight-block outing vs. Ole Miss with six swats at Mississippi State, becoming the first SEC player with six-plus blocks in back-to-back games since LSU's Jordan Mickey on Jan. 14 and 17, 2015.

- Fought off double-teams all game to post 14 points and a career-best four assists in the win at Kentucky.
- He is the only Gator during the Donovan/White era (1996-present) to post 20+ points in three of his first five career SEC games. He is the fifth player to do so over the first five SEC games of any season throughout their career, joining Erving Walker, Taurean Green, Anthony Roberson and Brett Nelson.

2019-20, Sophomore Season (UM)

- Averaged 3.4 points and 2.7 rebounds off the bench, shooting .533 from the field.
- Had a career-best 14 points vs. Houston Baptist and added double-figure scoring performances against Nebraska (11) and Iowa State (10).

Game Highs

Points	29, vs. Arkansas (2/22/22)
Rebounds	16, vs. Florida State (11/14/21)
Field Goals	11, 2x, last vs. Kentucky (3/5/22)
Field Goal Attempts	19, Kentucky (3/5/22)
3-Point Field Goals	---
3-Point FG Attempts	2, vs. Texas Southern (12/6/21)
Free Throws	9, 3x, last vs. Arkansas (2/22/22)
Free Throw Attempts	12, vs. Ole Miss (1/12/21)
Assists	5, at Georgia (2/26/22)
Steals	2, 9x, last vs. Iona (3/16/22)
Blocked Shots	8, 2x, last vs. South Carolina (1/15/22)
Minutes Played	41, vs. Texas A&M (3/10/22)



Tim Casey/UAA Photo



COLIN CASTLETON

2018-19, Freshman Season (UM)

- Had 19 appearances and averaged 1.1 points and 1.1 rebounds.
- Grabbed five rebounds vs. Chattanooga.

Prep

- Averaged 24.5 points, 11.7 rebounds and 5.6 blocks per game as a senior at Father Lopez Catholic, finishing in the top 10 for Florida's Mr. Basketball and earning FABC 7A Player of the Year and Daytona Beach News-Journal Player of the Year and Orlando Sentinel 7A

Player of the Year.

- Three-time Daytona Beach News-Journal and Orlando Sentinel All-Area team honoree.
- Averaged 23.3 points, 11.0 rebounds and 5.4 blocks as a junior in 2016-17.
- Averaged 15.3 points, 10.3 rebounds and 4.5 blocks as a sophomore in 2015-16.

Personal

- Son of Karen Bapp (mother) and Steven Bapp (stepfather), and his siblings are Jon, Kyle, Michael and Angela.
- Nickname is Big C.
- Came to Florida because of the relationship with the coaching staff and it was a great fit on and off the court.

Castleton Game-By-Game

2018-19 (Michigan)	Date	GS	Min	FG	FGA	Pct	3FG	FGA	Pct	FT	FTA	Pct	Off	Def	Tot	Avg	PF	FO	A	TO	Blk	Stl	Pts	Avg
NORFOLK STATE	11/06/18		2	0	2	.000	0	1	.000	0	2	.000	0	2	2	2.0	2	0	0	1	0	0	0	0.0
at Villanova	11/14/18		3	1	2	.500	0	0	.000	0	0	.000	2	1	3	2.5	1	0	0	0	0	0	2	1.0
vs George Washington	11/17/18		3	0	2	.000	0	0	.000	0	0	.000	1	0	1	2.0	2	0	0	1	0	0	0	0.7
vs Providence	11/18/18		2	0	0	.000	0	0	.000	0	0	.000	0	0	0	1.5	0	0	0	0	0	0	0	0.5
CHATTANOOGA	11/23/18		4	0	0	.000	0	0	.000	1	4	.250	2	3	5	2.2	0	0	0	0	0	0	1	0.6
AIR FORCE	12/22/18		2	1	1	1.000	0	0	.000	1	1	1.000	1	0	1	2.0	0	0	0	0	0	0	3	1.0
BINGHAMTON	12/30/18		1	0	0	.000	0	0	.000	0	0	.000	0	1	1	1.9	0	0	1	0	0	0	0	0.9
OHIO STATE	01/29/19		1	0	1	.000	0	1	.000	0	0	.000	0	0	0	1.6	0	0	0	0	0	0	0	0.8
at Iowa	02/01/19		3	0	1	.000	0	1	.000	0	0	.000	0	2	2	1.7	0	0	0	0	1	0	0	0.7
at Minnesota	02/21/19		4	0	1	.000	0	0	.000	0	0	.000	0	1	1	1.6	1	0	0	0	0	0	0	0.6
NEBRASKA	02/28/19		9	5	7	.714	0	0	.000	1	2	.500	2	1	3	1.7	0	0	0	1	1	0	11	1.5
at Maryland	03/03/19		5	1	1	1.000	0	0	.000	0	0	.000	0	0	0	1.6	3	0	0	0	0	0	2	1.6
at Michigan State	03/09/19		9	1	1	1.000	0	0	.000	0	0	.000	0	1	1	1.5	2	0	0	0	1	0	2	1.6
vs Iowa	03/15/19		3	0	0	.000	0	0	.000	0	0	.000	0	1	1	1.5	0	0	0	0	1	0	0	1.5
vs Minnesota	03/16/19		7	0	1	.000	0	0	.000	0	0	.000	0	0	0	1.4	1	0	0	2	0	0	0	1.4
vs Michigan State	03/17/19		2	0	0	.000	0	0	.000	0	0	.000	0	0	0	1.3	0	0	0	0	1	0	0	1.3
vs Montana	03/21/19		3	0	1	.000	0	0	.000	0	0	.000	0	0	0	1.2	2	0	0	0	0	0	0	1.2
vs Florida	03/23/19		1	0	0	.000	0	0	.000	0	0	.000	0	0	0	1.2	0	0	0	0	0	0	0	1.2
vs Texas Tech	03/28/19		1	0	1	.000	0	0	.000	0	0	.000	0	0	0	1.1	0	0	0	0	0	0	0	1.1
Totals	19 Games	0	65	9	22	.409	0	3	.000	3	9	.333	8	13	21	1.1	14	0	1	5	4	1	21	1.1

2019-20 (Michigan)	Date	GS	Min	FG	FGA	Pct	3FG	FGA	Pct	FT	FTA	Pct	Off	Def	Tot	Avg	PF	FO	A	TO	Blk	Stl	Pts	Avg
APPALACHIAN STATE	11/05/19		12	3	5	.600	0	0	.000	2	2	1.000	1	1	2	2.0	1	0	0	1	0	1	8	8.0
CREIGHTON	11/12/19		7	1	2	.500	0	0	.000	0	0	.000	0	1	1	1.5	2	0	1	1	0	0	2	5.0
ELON	11/15/19		12	1	2	.500	0	0	.000	0	0	.000	1	7	8	3.7	2	0	1	2	1	0	2	4.0
HOUSTON BAPTIST	11/22/19		14	6	7	.857	0	0	.000	2	3	.667	2	1	3	3.5	1	0	0	0	2	1	14	6.5
vs Iowa State	11/27/19		17	5	7	.714	0	1	.000	0	1	.000	2	0	2	3.2	2	0	0	2	1	0	10	7.2
vs North Carolina	11/28/19		7	1	1	1.000	0	0	.000	2	2	1.000	1	2	3	3.2	0	0	0	0	0	0	4	6.7
vs Gonzaga	11/29/19		8	0	2	.000	0	0	.000	0	0	.000	0	3	3	3.1	0	0	0	1	1	0	0	5.7
at Louisville	12/03/19		9	1	1	1.000	0	0	.000	0	0	.000	2	1	3	3.1	0	0	0	1	0	0	2	5.3
IOWA	12/06/19		6	1	1	1.000	0	0	.000	2	2	1.000	0	1	1	2.9	2	0	0	0	0	0	4	5.1
at Illinois	12/11/19		9	0	0	.000	0	0	.000	0	0	.000	0	1	1	2.7	2	0	0	0	0	0	0	4.6
OREGON	12/14/19		3	0	0	.000	0	0	.000	0	0	.000	0	0	0	2.5	1	0	0	0	0	0	0	4.2
PRESBYTERIAN	12/21/19		22	0	2	.000	0	1	.000	6	8	.750	3	4	7	2.8	1	0	1	0	0	0	6	4.3
UMASS-LOWELL	12/29/19		13	2	6	.333	0	0	.000	0	0	.000	3	6	9	3.3	0	0	3	1	1	0	4	4.3
at Michigan State	01/05/20		6	0	4	.000	0	1	.000	0	0	.000	0	0	0	3.1	0	0	2	0	1	0	0	4.0
PURDUE	01/09/20		8	1	1	1.000	0	0	.000	0	0	.000	0	4	4	3.1	1	0	0	2	0	0	2	3.9
at Minnesota	01/12/20		9	0	1	.000	0	0	.000	0	0	.000	1	1	2	3.1	0	0	0	1	0	1	0	3.6
at Iowa	01/17/20		4	0	1	.000	0	0	.000	0	0	.000	1	1	2	3.0	1	0	0	0	1	0	0	3.4
ILLINOIS	01/25/20		3	0	0	.000	0	0	.000	1	2	.500	0	0	0	2.8	0	0	0	0	0	0	1	3.3
at Nebraska	01/28/20		4	2	2	1.000	0	0	.000	1	1	1.000	0	0	0	2.7	0	0	0	0	1	0	5	3.4
OHIO STATE	02/04/20		5	0	1	.000	0	0	.000	0	0	.000	0	1	1	2.6	0	0	0	0	1	0	0	3.2
at Northwestern	02/12/20		3	2	2	1.000	0	0	.000	1	1	1.000	0	3	3	2.6	0	0	0	0	0	0	5	3.3
INDIANA	02/16/20		2	0	0	.000	0	0	.000	2	2	1.000	0	0	0	2.5	0	0	0	0	1	0	2	3.2
at Rutgers	02/19/20		10	1	1	1.000	0	0	.000	3	3	1.000	1	3	4	2.6	0	0	0	0	1	0	5	3.3
at Ohio State	03/01/20		2	0	1	.000	0	1	.000	2	2	1.000	0	0	0	2.5	2	0	0	0	1	0	2	3.3
NEBRASKA	03/05/20		2	0	0	.000	0	0	.000	0	0	.000	0	1	1	2.4	1	0	0	1	0	0	0	3.1
Totals	25 Games		197	27	50	.540	0	4	.000	24	29	.828	18	42	60	2.4	19	0	8	13	13	3	78	3.1



COLIN CASTLETON

2020-21	Date	GS	Min	FG	FGA	Pct	3FG	FGA	Pct	FT	FTA	Pct	Off	Def	Tot	Avg	PF	FO	A	TO	Blk	Stl	Pts	Avg
vs Army West Point	12/02/20	*	21	3	4	.750	0	0	.000	3	4	.750	3	5	8	8.0	3	0	0	1	1	0	9	9.0
vs Boston College	12/03/20	*	22	1	3	.333	0	0	.000	1	1	1.000	1	1	2	5.0	3	0	1	1	2	1	3	6.0
STETSON	12/06/20	*	12	3	4	.750	0	0	.000	1	2	.500	0	1	1	3.7	2	0	0	0	1	0	7	6.3
at Florida St.	12/12/20	*	21	3	4	.750	0	0	.000	1	3	.333	4	3	7	4.5	3	0	0	1	1	2	7	6.5
at Vanderbilt	12/30/20	*	30	11	13	.846	0	0	.000	1	4	.250	3	2	5	4.6	3	0	1	0	2	0	23	9.8
LSU	01/02/21	*	19	7	10	.700	0	0	.000	7	7	1.000	3	3	6	4.8	3	0	0	1	1	0	21	11.7
at Alabama	01/05/21	*	26	6	11	.545	0	0	.000	1	3	.333	4	4	8	5.3	3	0	1	2	0	0	13	11.9
KENTUCKY	01/09/21	*	24	3	8	.375	0	0	.000	0	0	.000	0	3	3	5.0	2	0	0	2	1	1	6	11.1
OLE MISS	01/12/21	*	31	6	12	.500	0	0	.000	9	12	.750	5	5	10	5.6	1	0	3	3	8	0	21	12.2
at Mississippi St.	01/16/21	*	33	7	13	.538	0	0	.000	2	3	.667	2	5	7	5.7	3	0	2	3	6	0	16	12.6
at Georgia	01/23/21	*	18	7	9	.778	0	0	.000	0	1	.000	2	1	3	5.5	1	0	3	2	1	1	14	12.7
VANDERBILT	01/27/21	*	21	6	8	.750	0	0	.000	1	2	.500	2	3	5	5.4	3	0	1	1	1	0	13	12.8
at West Virginia	01/30/21	*	27	6	9	.667	0	0	.000	9	9	1.000	4	3	7	5.5	4	0	1	4	5	0	21	13.4
SOUTH CAROLINA	02/03/21	*	32	4	12	.333	0	0	.000	3	4	.750	3	4	7	5.6	2	0	1	1	7	0	11	13.2
at Arkansas	02/16/21	*	24	4	10	.400	0	0	.000	5	5	1.000	2	4	6	5.7	3	0	0	1	2	2	13	13.2
GEORGIA	02/20/21	*	25	5	5	1.000	0	0	.000	4	5	.800	1	6	7	5.8	2	0	1	4	3	0	14	13.3
at Auburn	02/23/21	*	21	2	6	.333	0	0	.000	3	4	.750	4	4	8	5.9	0	0	1	2	0	1	7	12.9
at Kentucky	02/27/21	*	34	5	7	.714	0	0	.000	4	4	1.000	2	3	5	5.8	3	0	4	3	0	1	14	12.9
MISSOURI	03/03/21	*	24	3	6	.500	0	1	.000	4	4	1.000	1	2	3	5.7	2	0	1	0	1	0	10	12.8
at Tennessee	03/07/21	*	28	3	6	.500	0	0	.000	5	5	1.000	2	4	6	5.7	4	0	0	3	2	0	11	12.7
vs Vanderbilt	03/11/21	*	29	3	5	.600	0	0	.000	0	2	.000	2	6	8	5.8	0	0	1	3	2	2	6	12.4
vs Tennessee	03/12/21	*	24	2	7	.286	0	0	.000	0	0	.000	2	5	7	5.9	0	0	2	0	1	0	4	12.0
vs Virginia Tech	03/19/21	*	43	6	8	.750	0	0	.000	7	8	.875	3	11	14	6.2	1	0	2	3	3	1	19	12.3
vs Oral Roberts	03/21/21	*	29	5	6	.833	0	0	.000	4	4	1.000	4	6	10	6.4	1	0	0	5	3	1	14	12.4
Totals	24 Games	21	618	111	186	.597	0	1	.000	75	96	.781	59	94	153	6.4	52	0	26	46	54	13	297	12.4

2021-22	Date	GS	Min	FG	FGA	Pct	3FG	FGA	Pct	FT	FTA	Pct	Off	Def	Tot	Avg	PF	FO	A	TO	Blk	Stl	Pts	Avg
ELON	11/09/21	*	23	7	11	.636	0	0	.000	4	10	.400	2	3	5	5.0	1	0	4	5	6	1	18	18.0
FLORIDA ST.	11/14/21	*	34	5	9	.556	0	0	.000	5	6	.833	8	8	16	10.5	1	0	1	2	6	1	15	16.5
MILWAUKEE	11/18/21	*	25	9	17	.529	0	1	.000	1	3	.333	4	6	10	10.3	2	0	1	2	1	2	19	17.3
vs California	11/22/21	*	26	6	11	.545	0	0	.000	4	6	.667	0	8	8	9.8	2	0	3	2	1	1	16	17.0
vs Ohio St.	11/24/21	*	33	4	9	.444	0	0	.000	3	8	.375	5	8	13	10.4	3	0	3	2	1	0	11	15.8
TROY	11/28/21	*	21	3	5	.600	0	1	.000	4	5	.800	1	7	8	10.0	3	0	2	3	2	0	10	14.8
at Oklahoma	12/01/21	*	31	5	9	.556	0	1	.000	4	5	.800	3	8	11	10.1	3	0	1	6	4	1	14	14.7
TEXAS SOUTHERN	12/06/21	*	26	5	12	.417	0	2	.000	2	4	.500	0	5	5	9.5	2	0	2	1	3	0	12	14.4
NORTH FLORIDA	12/08/21	*	27	9	17	.529	0	0	.000	8	11	.727	4	4	8	9.3	2	0	2	1	1	2	26	15.7
vs Maryland	12/12/21	*	26	3	9	.333	0	0	.000	3	6	.500	4	6	10	9.4	5	1	0	0	3	0	9	15.0
vs South Fla.	12/18/21	*	29	3	9	.333	0	0	.000	6	8	.750	6	5	11	9.5	1	0	0	3	1	1	12	14.7
STONY BROOK	12/22/21	*	24	5	7	.714	0	0	.000	5	6	.833	1	6	7	9.3	1	0	3	4	1	0	15	14.8
ALABAMA	01/05/22	*	30	7	10	.700	0	0	.000	5	7	.714	5	2	7	9.2	3	0	1	4	1	2	19	15.1
at Auburn	01/08/22	*	33	7	14	.500	0	0	.000	8	11	.727	6	4	10	9.2	2	0	1	3	2	1	22	15.6
LSU	01/12/22	*	34	7	10	.700	0	0	.000	5	6	.833	3	6	9	9.2	1	0	2	1	3	1	19	15.8
at South Carolina	01/15/22	*	27	4	7	.571	0	1	.000	2	2	1.000	0	7	7	9.1	1	0	2	2	8	0	10	15.4
OLE MISS	02/05/22	*	35	6	12	.500	0	1	.000	5	7	.714	1	6	7	8.9	1	0	0	2	3	1	17	15.5
GEORGIA	02/09/22	*	29	6	9	.667	0	0	.000	1	2	.500	2	7	9	8.9	3	0	2	3	4	1	13	15.4
at Kentucky	02/12/22	*	30	8	12	.667	0	1	.000	2	2	1.000	2	5	7	8.8	3	0	0	4	0	0	18	15.5
at Texas A&M	02/15/22	*	37	5	10	.500	0	0	.000	5	5	1.000	7	8	15	9.2	2	0	2	2	2	0	15	15.5
AUBURN	02/19/22	*	35	7	13	.538	0	0	.000	5	7	.714	4	4	8	9.1	4	0	1	1	3	2	19	15.7
ARKANSAS	02/22/22	*	35	10	16	.625	0	0	.000	9	10	.900	2	4	6	9.0	3	0	1	2	1	0	29	16.3
at Georgia	02/26/22	*	35	5	9	.556	0	0	.000	0	0	.000	2	10	12	9.1	1	0	5	0	3	0	10	16.0
at Vanderbilt	03/01/22	*	32	6	16	.375	0	0	.000	7	8	.875	2	6	8	9.0	0	0	1	0	0	1	19	16.1
KENTUCKY	03/05/22	*	36	11	19	.579	0	0	.000	1	2	.500	5	6	11	9.1	1	0	0	1	1	2	23	16.4
vs Texas A&M	03/10/22	*	41	7	11	.636	0	0	.000	1	2	.500	2	4	6	9.0	3	0	3	2	1	1	15	16.3
IONA	03/16/22	*	33	8	14	.571	0	1	.000	2	3	.667	5	8	13	9.1	2	0	0	2	0	2	18	16.4
at Xavier	03/20/22	*	32	4	8	.500	0	0	.000	2	3	.667	1	5	6	9.0	0	0	0	1	0	1	10	16.2
Totals	28 Games	28	859	172	315	.546	0	9	.000	109	155	.703	87	166	253	9.0	56	1	43	61	62	24	453	16.2



CJ FELDER

Senior | Forward | 1L | 6-7 | 240 | Sumter, S.C. | Sumter HS | Boston College

Overview

- Played 80 games over three seasons at Florida and Boston College, averaging 5.8 points and 3.8 rebounds.
- Averaged 7.2 points, 4.7 rebounds and 1.1 blocked shots in 50 appearances with 35 starts over two seasons at Boston College.
- Has 16 double-figure scoring games and three double-figure rebounding performances, including a career-high 24 points at #21 Duke and a 17-point, 14-rebound day vs. Wake Forest.
- A versatile defender with a 7-foot-1 wingspan, Felder brings energy and strength to the Florida lineup.

2021-22, Junior Season

- Averaged 3.5 points and 2.3 rebounds in 30 appearances with three starts.
- Shot a team-best .389 from 3-point range in limited attempts (14-for-36).
- Had three double-figure scoring games, including 10 points in the Fort Myers Tip-Off championship game vs. Ohio State.

- Posted double figures in back-to-back games with 10 points vs. Stony Brook and a season-high 12 against Alabama in the SEC opener.

2020-21, Sophomore Season (Boston College)

- Averaged 9.7 points and 5.9 rebounds in 19 appearances with 17 starts.
- Posted 24 points on 10-for-13 shooting from the floor at #21 Duke.
- Had a double-double with 17 points and 14 rebounds vs. Wake Forest.
- Had 12 rebounds at Syracuse and 11 at Minnesota, also chipping in nine points in both games.
- Filled the box score with 10 points, eight rebounds, five blocked shots, three steals and two assists in the win vs. Miami.
- Totaled 11 blocked shots in two game vs. Miami, swatting six on the road and five at home, and racked up four blocks against #3 Villanova.

Felder Career Statistics

Order Career Statistics																											
Year	GP			FG	Total		Pct	3-Point			F-Throw			Rebounds				PF	FO	Ast	TO	Blk	Stl	Pts	Avg		
	GS	Min	Avg		FGA	Pct		FG	FGA	Pct	FT	FTA	Pct	Off	Def	Tot	Avg										
2019-20 (BC)	31	18	634	20.5	68	157	.433	5	31	.161	34	54	.630	37	84	121	3.9	71	2	20	39	14	16	175	5.6		
2020-21 (BC)	19	17	529	27.8	67	146	.459	22	70	.314	29	47	.617	26	87	113	5.6	49	4	17	28	41	19	185	9.7		
2021-22	30	3	362	12.1	41	75	.547	14	36	.389	8	17	.471	31	38	69	2.3	38	0	11	13	19	15	104	3.5		
Totals	80	38	1526	19.1	176	378	.466	41	137	.299	71	118	.602	94	209	303	3.8	158	6	48	82	74	48	464	5.8		

Felder SEC Statistics

Senior SBC Statistics																																														
Year	GP				GS				Min				Avg				Total FGA		Pct		3-Point			F-Throw			Rebounds				PF		FO		Ast		TO		Blk		Stl		Pts		Avg	
	GP	GS	Min	Avg	FG	FGA	Pct	FG	FGA	Pct	FT	FTA	Pct	Off	Def	Tot	Avg	PF	FO	Ast	TO	Blk	Stl	Pts	Avg																					
2020-21	17	3	188	11.1	19	38	.500	6	18	.333	4	11	.364	16	16	32	1.9	21	0	3	10	10	3	48	2.8																					



CJ FELDER

2019-20, Freshman Season (BC)

- Averaged 5.6 points and 3.9 rebounds in 31 appearances with 18 starts.
- Had four double-figure scoring games, including a pair of 13-point performances at #2 Duke and vs. Georgia Tech.
- Grabbed a season-high nine rebounds vs. Syracuse, also chipping in nine points.

Prep

- Averaged 13.0 points, 11.0 rebounds, and 5.0 blocked shots in nine games prior to an injury in mid-December that sidelined him for the remainder of the season.
- 247Sports Composite ranked him the fourth-best player in the state of South Carolina and the 45th best power forward nationally
- Nominated for the 2019 McDonald's All-American game
- Named to the 2018 USA Today/American Family Insurance All-State second team as a junior

- Was a 2017-18 South Carolina Basketball Coaches Association 5A All-State selection
- Posted averages of 8.7 points, 7.9 rebounds, and 1.8 blocks as a junior, shooting nearly 78% from the floor

Personal

- Parents are Jennifer and Calvin Felder and sister is Jaida.
- Played soccer and baseball growing up, but says he wasn't very good at them. Tried football for a day, but it was too hot.
- Came to UF because of the prestige of Florida along with the successful basketball track record.

Game Highs

Points	24, at Duke (1/6/21)
Rebounds	14, vs. Wake Forest (2/10/21)
Field Goals	10, at Duke (1/6/21)
Field Goal Attempts	14, at Syracuse (2/13/21)
3-Point Field Goals	4, at Duke (1/6/21)
3-Point FG Attempts	7, vs. NC State (2/6/21)
Free Throws	7, vs. Georgia Tech (1/11/20)
Free Throw Attempts	8, 2x, last vs. Rhode Island (11/26/20)
Assists	3, vs. Syracuse (3/3/20)
Steals	3, vs. Miami (1/12/21)
Blocked Shots	6, at Miami (3/5/21)
Minutes Played	38, vs. Wake Forest (2/10/21)

Felder Game-By-Game

2019-20 (Boston College)	Date	GS	Min	FG	FGA	Pct	3FG	FGA	Pct	FT	FTA	Pct	Off	Def	Tot	Avg	PF	FO	A	TO	Blk	Stl	Pts	Avg
WAKE FOREST	11/06/19		15	2	7	.286	1	2	.500	0	0	.000	2	3	5	5.0	4	0	0	2	1	0	5	5.0
at USF	11/10/19		16	3	5	.600	1	1	1.000	3	3	1.000	1	3	4	4.5	2	0	0	1	0	0	10	7.5
HIGH POINT	11/13/19		24	2	4	.500	0	0	.000	0	0	.000	1	6	7	5.3	2	0	0	0	0	0	4	6.3
BELMONT	11/16/19		22	3	5	.600	0	1	.000	1	1	1.000	0	1	1	4.3	2	0	1	1	0	0	7	6.5
EASTERN WASHINGTON	11/20/19		18	4	6	.667	0	1	.000	1	1	1.000	0	5	5	4.4	1	0	0	0	0	0	9	7.0
DEPAUL	11/23/19		21	1	4	.250	0	2	.000	3	3	1.000	0	0	0	3.7	0	0	1	1	1	1	5	6.7
SAINT LOUIS	11/27/19		15	0	2	.000	0	0	.000	0	4	.000	0	3	3	3.6	2	0	1	0	1	1	0	5.7
at Richmond	11/30/19		21	1	4	.250	0	2	.000	2	2	1.000	0	7	7	4.0	2	0	1	2	1	0	4	5.5
NORTHWESTERN	12/03/19		26	4	9	.444	0	2	.000	1	1	1.000	0	3	3	3.9	2	0	1	1	0	0	9	5.9
at Notre Dame	12/07/19	*	22	3	10	.300	2	6	.333	0	0	.000	2	2	4	3.9	3	0	2	4	0	2	8	6.1
ALBANY	12/10/19	*	12	1	7	.143	0	3	.000	2	2	1.000	1	2	3	3.8	5	1	0	0	0	0	4	5.9
CENTRAL CONNECTICUT	12/15/19	*	22	2	4	.500	0	0	.000	0	0	.000	3	3	6	4.0	5	1	1	1	1	2	4	5.8
vs California	12/21/19	*	15	0	1	.000	0	1	.000	0	0	.000	0	1	1	3.8	2	0	0	1	0	1	0	5.3
at Duke	12/31/19	*	27	6	12	.500	1	2	.500	0	0	.000	2	4	6	3.9	1	0	1	5	2	1	13	5.9
VIRGINIA	01/07/20	*	29	2	11	.182	0	4	.000	1	1	1.000	0	3	3	3.9	2	0	0	1	0	0	5	5.8
GEORGIA TECH	01/11/20	*	35	3	12	.250	0	0	.000	7	8	.875	4	3	7	4.1	2	0	0	1	1	2	13	6.3
at Syracuse	01/15/20	*	32	4	9	.444	0	0	.000	1	2	.500	3	6	9	4.4	0	0	2	0	0	1	9	6.4
at Wake Forest	01/19/20	*	25	5	6	.833	0	0	.000	0	4	.000	1	0	1	4.2	3	0	1	3	0	0	10	6.6
at Pitt	01/22/20	*	14	0	1	.000	0	0	.000	0	0	.000	4	2	6	4.3	1	0	0	3	0	1	0	6.3
VIRGINIA TECH	01/25/20	*	22	1	2	.500	0	1	.000	2	4	.500	2	2	4	4.3	0	0	1	0	2	1	4	6.2
LOUISVILLE	01/29/20	*	18	3	4	.750	0	1	.000	0	1	.000	1	3	4	4.3	3	0	0	0	0	1	6	6.1
at North Carolina	02/01/20	*	18	3	4	.750	0	0	.000	0	2	.000	0	4	4	4.2	4	0	0	0	2	0	6	6.1
DUKE	02/04/20	*	17	1	5	.200	0	1	.000	0	0	.000	2	1	3	4.2	2	0	0	0	0	0	2	6.0
at Miami-Fla	02/12/20	*	20	2	3	.667	0	0	.000	1	2	.500	1	0	1	4.0	4	0	0	0	0	0	5	5.9
NC STATE	02/16/20		16	2	4	.500	0	1	.000	0	0	.000	0	2	2	4.0	3	0	1	2	0	0	4	5.8
at Virginia	02/19/20		9	2	3	.667	0	0	.000	0	0	.000	2	0	2	3.9	2	0	0	1	0	0	4	5.8
CLEMSON	02/22/20		15	0	0	.000	0	0	.000	3	4	.750	1	0	1	3.8	3	0	1	1	0	0	3	5.7
NOTRE DAME	02/26/20		8	3	3	1.000	0	0	.000	0	0	.000	0	1	1	3.7	0	0	0	1	1	0	6	5.7
SYRACUSE	03/03/20	*	34	2	4	.500	0	0	.000	2	4	.500	3	4	7	3.8	4	0	3	2	0	1	6	5.7
at Florida State	03/07/20	*	26	2	2	1.000	0	0	.000	3	3	1.000	1	7	8	3.9	4	0	1	2	1	0	7	5.7
vs Notre Dame	03/11/20	*	20	1	4	.250	0	0	.000	1	2	.500	0	3	3	3.9	1	0	0	2	0	1	3	5.6
Totals	31 Games	18	634	68	157	.433	5	31	.161	34	54	.630	37	84	121	3.9	71	2	20	39	14	16	175	5.6

2020-21 (Boston College)	Date	GS	Min	FG	FGA	Pct	3FG	FGA	Pct	FT	FTA	Pct	Off	Def	Tot	Avg	PF	FO	A	TO	Blk	Stl	Pts	Avg
vs Villanova	11/25/20	*	28	3	4	.750	1	2	.500	0	0	.000	2	2	4	4.0	0	0	0	0	4	2	7	7.0
vs Rhode Island	11/26/20	*	24	2	3	.667	1	2	.500	4	8	.500	1	3	4	4.0	4	0	0	2	0	1	9	8.0
vs Saint John's	11/30/20	*	29	7	9	.778	3	5	.600	1	4	.250	0	4	4	4.0	3	0	1	2	3	0	18	11.3
vs Florida	12/03/20	*	24	3	7	.429	1	3	.333	4	6	.667	1	0	1	3.3	3	0	1	0	1	1	11	11.3
at Minnesota	12/08/20	*	29	4	7	.571	1	4	.250	0	0	.000	2	9	11	4.8	5	1	2	3	1	1	9	10.8
SYRACUSE	12/12/20	*	20	1	4	.250	0	0	.000	0	0	.000	0	1	1	4.2	3	0	2	4	1	1	2	9.3
MAINE	12/22/20	*	28	6	12	.500	1	5	.200	1	1	1.000	0	5	5	4.3	1	0	1	0	3	2	14	10.0
at NC State	12/30/20	*	16	0	2	.000	0	1	.000	1	2	.500	0	4	4	4.3	5	1	0	3	0	0	1	8.9
LOUISVILLE	01/01/21	*	29	0	4	.000	0	4	.000	3	4	.750	2	5	7	4.6	1	0	1	3	1	2	3	8.2
at Duke	01/06/21	*	27	10	13	.769	4	6	.667	0	2	.000	3	1	4	4.5	4	0	0	2	3	0	24	9.8
VIRGINIA	01/09/21	*	32	3	7	.429	1	4	.250	2	4	.500	1	8	9	4.9	2	0	0	0	3	0	9	9.7
MIAMI-FLA	01/12/21	*	35	3	8	.375	2	4	.500	2	2	1.000	1	7	8	5.2	2	0	2	0	5	3	10	9.8
at Notre Dame	01/16/21	*	34	4	7	.571	1	4	.250	1	2	.500	1	8	9	5.5	1	0	2	0	3	0	10	9.8
NC STATE	02/06/21	*	31	4	11	.364	1	7	.143	3	4	.750	3	3	6	5.5	1	0	1	0	3	1	12	9.9
WAKE FOREST	02/10/21	*	38	5	11	.455	2	5	.400	5	5	1.000	2	12	14	6.1	2	0	1	0	2	1	17	10.4
at Syracuse	02/13/21	*	34	4	14	.286	1	2	.500	0	0	.000	3	9	12	6.4	5	1	1	1	1	1	9	10.3
at Florida State	03/03/21		21	2	8	.250	0	3	.000	2	2	1.000	1	1	2	6.2	0	0	2	2	1	1	6	10.1
at Miami-Fla	03/05/21		27	4	7	.571	2	4	.500	0	0	.000	1	2	3	6.0	5	1	0	2	6	1	10	10.1
vs Duke	03/09/21	*	23	2	8	.250	0	5	.000	0	1	.000	2	3	5	5.9	2	0	0	4	0	1	4	9.7
Totals	19 Games	17	529	67	146	.459	22	70	.314	29	47	.617	26	87	113	5.9	49	4	17	28	41	19	185	9.7



CJ FELDER

2021-22	Date	GS	Min	FG	FGA	Pct	3FG	FGA	Pct	FT	FTA	Pct	Off	Def	Tot	Avg	PF	FO	A	TO	Blk	Stl	Pts	Avg
ELON	11/09/21		12	1	4	.250	0	2	.000	0	0	.000	3	0	3	3.0	2	0	0	0	0	1	2	2.0
FLORIDA ST.	11/14/21		2	0	0	.000	0	0	.000	0	0	.000	0	0	0	1.5	0	0	0	0	0	0	0	1.0
MILWAUKEE	11/18/21		16	1	2	.500	1	2	.500	0	0	.000	1	3	4	2.3	4	0	2	1	2	1	3	1.7
vs California	11/22/21		17	3	4	.750	2	3	.667	0	0	.000	1	2	3	2.5	2	0	1	0	0	0	8	3.3
vs Ohio St.	11/24/21		19	3	4	.750	0	1	.000	4	5	.800	3	2	5	3.0	3	0	1	0	0	3	10	4.6
TROY	11/28/21		17	1	3	.333	0	2	.000	0	0	.000	1	1	2	2.8	2	0	0	0	2	1	2	4.2
at Oklahoma	12/01/21		14	1	1	1.000	0	0	.000	0	0	.000	0	5	5	3.1	1	0	1	2	1	1	2	3.9
TEXAS SOUTHERN	12/06/21		20	2	5	.400	0	1	.000	0	1	.000	1	2	3	3.1	1	0	0	0	1	0	4	3.9
NORTH FLORIDA	12/08/21		11	1	2	.500	0	0	.000	0	0	.000	1	1	2	3.0	0	0	1	1	0	3	2	3.7
vs Maryland	12/12/21		13	3	4	.750	3	4	.750	0	0	.000	0	1	1	2.8	1	0	0	0	0	0	9	4.2
vs South Fla.	12/18/21		11	2	2	1.000	0	0	.000	0	0	.000	2	2	4	2.9	0	0	0	1	2	0	4	4.2
STONY BROOK	12/22/21		21	4	6	.667	2	3	.667	0	0	.000	2	3	5	3.1	1	0	2	0	1	0	10	4.7
ALABAMA	01/05/22		22	5	10	.500	2	3	.667	0	0	.000	2	4	6	3.3	3	0	0	2	1	0	12	5.2
at Auburn	01/08/22		13	1	2	.500	0	1	.000	0	0	.000	1	0	1	3.1	2	0	0	0	1	0	2	5.0
LSU	01/12/22		13	0	2	.000	0	2	.000	3	6	.500	2	2	4	3.2	0	0	1	2	1	0	3	4.9
at South Carolina	01/15/22		15	2	3	.667	0	1	.000	0	0	.000	1	0	1	3.1	2	0	0	2	1	0	4	4.8
MISSISSIPPI ST.	01/19/22		16	2	5	.400	1	3	.333	0	0	.000	1	0	1	2.9	3	0	0	0	0	0	5	4.8
VANDERBILT	01/22/22		11	2	2	1.000	1	1	1.000	0	1	.000	1	1	2	2.9	0	0	0	0	0	0	5	4.8
at Tennessee	01/26/22		3	0	1	.000	0	0	.000	0	0	.000	0	0	0	2.7	0	0	0	0	0	0	0	4.6
OKLAHOMA ST.	01/29/22		3	0	0	.000	0	0	.000	0	0	.000	0	0	0	2.6	0	0	0	0	0	0	0	4.4
at Missouri	02/02/22		8	0	0	.000	0	0	.000	0	0	.000	0	0	0	2.5	1	0	0	2	0	0	0	4.1
OLE MISS	02/05/22		10	1	1	1.000	0	0	.000	0	0	.000	0	1	1	2.4	1	0	0	0	1	0	2	4.0
GEORGIA	02/09/22		4	0	1	.000	0	1	.000	0	2	.000	0	1	1	2.3	1	0	0	0	0	0	0	3.9
at Kentucky	02/12/22		19	2	4	.500	2	4	.500	0	0	.000	2	1	3	2.4	1	0	0	0	1	1	6	4.0
at Texas A&M	02/15/22	*	16	3	4	.750	0	0	.000	1	2	.500	3	2	5	2.5	1	0	1	1	2	1	7	4.1
AUBURN	02/19/22		7	0	0	.000	0	0	.000	0	0	.000	1	1	2	2.5	2	0	0	0	0	0	0	3.9
ARKANSAS	02/22/22		14	0	1	.000	0	1	.000	0	0	.000	1	2	3	2.5	1	0	1	1	2	0	0	3.8
at Georgia	02/26/22	*	11	0	1	.000	0	1	.000	0	0	.000	0	0	0	2.4	2	0	0	0	0	1	0	3.6
at Vanderbilt	03/01/22	*	6	1	1	1.000	0	0	.000	0	0	.000	1	1	2	2.4	1	0	0	0	0	0	2	3.6
KENTUCKY	03/05/22		1	0	0	.000	0	0	.000	0	0	.000	0	0	0	2.3	0	0	0	0	0	0	0	3.5
Totals		3	365	41	75	.547	14	36	.389	8	17	.471	31	38	69	2.3	38	0	11	15	19	13	104	3.5



Hannah White/UAA Photo



3 ALEX FUDGE

Sophomore | Forward | TR | 6-9 | 200 | Jacksonville, Fla. | Lee HS | LSU

Overview

- Ultra-athletic player with a seven-foot wingspan who averaged 3.3 points and 3.2 rebounds at LSU as a freshman in 2021-22.
- A four-star prospect and All-State performer in 2021 coming out of Jacksonville.

2021-22, Freshman Season (LSU)

- Averaged 3.3 points and 3.2 rebounds in 29 appearances.
- Posted three double-figure scoring games, notching a personal-best 14 vs. Texas State. Also came within on rebound of a double-double with 11 points and nine boards vs. Wake Forest.
- Had four games with seven or more rebounds, all coming in 22 or fewer minutes.

Prep

- Averaged 17.9 points, 12.2 rebounds and 5.7 blocked shots at Lee High School in Jacksonville, where he earned 5A First-Team All-State honors and won two district championships.
- Took part in the 2020 Pangos All-American Festival in Phoenix, which featured 40 of the nation's top prospects.

Fudge Career Statistics

Year	GP	GS	Min	Avg	FG	Total FGA	Pct	FG	3-Point FGA	Pct	FT	F-Throw FTA	Pct	Off	Def	Tot	Avg	PF	FO	Ast	TO	Blk	Stl	Pts	Avg
2021-22 (LSU)	29	1	403	13.9	36	85	.424	4	14	.286	21	37	.568	40	52	92	3.2	32	0	8	27	16	24	97	3.3

Fudge SEC Statistics

Year	GP	GS	Min	Avg	FG	Total FGA	Pct	FG	3-Point FGA	Pct	FT	F-Throw FTA	Pct	Off	Def	Tot	Avg	PF	FO	Ast	TO	Blk	Stl	Pts	Avg
2021-22 (LSU)	13	1	183	14.1	13	36	.361	2	5	.400	6	13	.462	15	17	32	2.5	19	0	1	10	5	4	34	2.6



ALEX FUDGE

Fudge Game-By-Game

2021-22 (LSU)	Date	GS	Min	FG	FGA	Pct	3FG	FGA	Pct	FT	FTA	Pct	Off	Def	Tot	Avg	PF	FO	A	TO	Blk	Stl	Pts	Avg
UL-MONROE	11/09/21		18	0	4	.000	0	0	.000	4	6	.667	5	2	7	7.0	1	0	0	0	0	3	4	4.0
TEXAS STATE	11/12/21		23	5	5	1.000	1	1	1.000	3	4	.750	1	2	3	5.0	1	0	1	0	1	2	14	9.0
LIBERTY	11/15/21		12	0	2	.000	0	1	.000	0	0	.000	0	0	0	3.3	0	0	1	0	0	1	0	6.0
MCNEESE STATE	11/18/21		18	3	8	.375	0	2	.000	2	3	.667	2	2	4	3.5	2	0	0	1	1	2	8	6.5
BELMONT	11/22/21		18	1	1	1.000	0	0	.000	0	0	.000	0	2	2	3.2	1	0	1	0	1	1	2	5.6
vs Penn State	11/26/21		15	1	4	.250	0	2	.000	0	0	.000	1	6	7	3.8	0	0	0	1	0	0	2	5.0
vs Wake Forest	11/27/21		17	5	6	.833	1	1	1.000	0	1	.000	4	5	9	4.6	1	0	2	2	0	1	11	5.9
OHIO	12/01/21		13	0	0	.000	0	0	.000	0	0	.000	1	3	4	4.5	0	0	1	2	1	1	0	5.1
vs Georgia Tech	12/11/21		16	2	5	.400	0	0	.000	0	0	.000	3	2	5	4.6	0	0	0	4	4	0	4	5.0
NORTHWESTERN STATE	12/14/21		22	2	4	.500	0	1	.000	4	4	1.000	4	5	9	5.0	2	0	0	2	0	6	8	5.3
vs Louisiana Tech	12/18/21		11	0	1	.000	0	1	.000	2	2	1.000	0	2	2	4.7	2	0	0	1	0	2	2	5.0
LIPSCOMB	12/22/21		22	4	9	.444	0	0	.000	0	4	.000	4	2	6	4.8	2	0	1	2	2	1	8	5.3
at Auburn	12/29/21		12	0	1	.000	0	1	.000	0	0	.000	0	2	2	4.6	2	0	0	2	0	0	0	4.8
KENTUCKY	01/04/22		11	2	2	1.000	0	0	.000	1	2	.500	1	1	2	4.4	2	0	0	0	1	0	5	4.9
TENNESSEE	01/08/22		14	1	6	.167	0	0	.000	1	2	.500	4	1	5	4.5	2	0	0	1	1	1	3	4.7
at Florida	01/12/22		19	2	5	.400	0	0	.000	0	0	.000	0	0	0	4.2	0	0	0	0	0	0	4	4.7
ARKANSAS	01/15/22		23	5	6	.833	2	2	1.000	1	2	.500	1	3	4	4.2	1	0	0	0	1	2	13	5.2
at Alabama	01/19/22		18	0	1	.000	0	1	.000	0	0	.000	0	4	4	4.2	4	0	0	1	0	0	0	4.9
at Tennessee	01/22/22		9	0	4	.000	0	1	.000	0	0	.000	0	2	2	4.1	2	0	0	0	0	0	0	4.6
TEXAS A&M	01/26/22	*	27	2	5	.400	0	0	.000	0	2	.000	2	2	4	4.1	1	0	0	3	0	1	4	4.6
at TCU	01/29/22		6	0	0	.000	0	0	.000	0	0	.000	0	1	1	3.9	0	0	0	1	0	0	0	4.4
OLE MISS	02/01/22		14	0	2	.000	0	0	.000	0	1	.000	3	0	3	3.9	2	0	1	1	0	0	0	4.2
at Vanderbilt	02/05/22		11	0	0	.000	0	0	.000	2	2	1.000	1	0	1	3.7	1	0	0	0	1	0	2	4.1
GEORGIA	02/16/22		18	1	4	.250	0	0	.000	1	2	.500	3	2	5	3.8	0	0	0	2	1	0	3	4.0
at Kentucky	02/23/22		6	0	0	.000	0	0	.000	0	0	.000	0	0	0	3.6	2	0	0	0	0	0	0	3.9
MISSOURI	02/26/22		1	0	0	.000	0	0	.000	0	0	.000	0	0	0	3.5	0	0	0	0	0	0	0	3.7
vs Missouri	03/10/22		3	0	0	.000	0	0	.000	0	0	.000	0	0	0	3.4	1	0	0	0	0	0	0	3.6
vs Arkansas	03/11/22		4	0	0	.000	0	0	.000	0	0	.000	0	1	1	3.3	0	0	0	1	1	0	0	3.5
vs Iowa State	03/18/22		2	0	0	.000	0	0	.000	0	0	.000	0	0	0	3.2	0	0	0	0	0	0	0	3.3
Totals	29 Games	1	403	36	85	.424	4	14	.286	21	37	.568	40	52	92	3.2	32	0	8	27	16	24	97	3.3



Maddie Washburn/UAA Photo

Game Highs

Points	14, vs. Texas State (11/12/21)
Rebounds	9, 2x, last vs. NW State (12/14/21)
Field Goals	5, 3x, last vs. Arkansas (1/15/22)
Field Goal Attempts	9, vs. Lipscomb (12/22/21)
3-Point Field Goals	2, vs. Arkansas (1/15/22)
3-Point FG Attempts	2, 3x, last vs. Arkansas (1/15/22)
Free Throws	4, 2x, last vs. NW State (12/14/21)
Free Throw Attempts	6, vs. UL-Monroe (11/9/21)
Assists	2, vs. Wake Forest (11/27/21)
Steals	6, vs. NW State (12/14/21)
Blocked Shots	4, vs. Georgia Tech (12/11/21)
Minutes Played	27, vs. Texas A&M (1/26/22)



33 JASON JITOBOH

Senior | Center | 3L | 6-11 | 300 | Abuja, Nigeria | Hamilton Heights (Tenn.)

Overview

- Has appeared in 51 games, averaging 2.4 points and 1.5 rebounds per game.
- A rim protector with fantastic size with a good feel for the game.
- Has a soft touch around the basket and is a solid passer in the post.

2021-22, Junior Season

- Averaged 4.1 points and 2.4 rebounds in 18 appearances with four starts before suffering a season-ending eye injury on Jan. 26 at Tennessee.
- After trending upwards with productive minutes vs. Maryland and USF, Jitoboh put it all together with a career day vs. Stony Brook, posting 12 points and seven rebounds.
- Made his first career start in the win vs. Mississippi State, battling through early foul trouble to post eight second-half points and a pair of blocked shots.
- Posted his first career double-figure rebounding game with 10 boards to go along with eight points in the

win vs. Vanderbilt.

- Shot 6-for-6 with 12 points at Ole Miss, the most made field goals without a miss by a Gator in two years.

2021-21, Sophomore Season

- Appeared in 12 games, recording 11 points and seven rebounds.
- Played a season-high 13 minutes in the win vs. Tennessee, recording two points and three rebounds as the Gators took down the sixth-ranked Vols.
- Scored a season-high five points in the SEC Tournament vs. Tennessee.

2019-20, Freshman Season

- Averaged 1.8 points and 1.3 rebounds in 21 appearances.
- Scored a season-high six points in the victory vs. LSU, shooting 3-for-3 from the field.
- Had three points and four rebounds in UF's victory at Texas A&M.

Jitoboh Career Statistics

Year	GP GS		Min	Avg	Total			3-Point			F-Throw			Rebounds				PF	FO	Ast	TO	Blk	Stl	Pts	Avg
					FG	FGA	Pct	FG	FGA	Pct	FT	FTA	Pct	Off	Def	Tot	Avg								
2019-20	21	0	131	6.2	15	29	.517	0	0	.000	8	17	.471	13	15	28	1.3	22	0	0	5	7	0	38	1.8
2020-21	12	0	42	3.5	5	9	.556	0	0	.000	1	2	.500	2	5	7	0.6	9	0	0	2	1	1	11	0.9
2021-22	18	4	191	10.6	31	49	.633	0	1	.000	11	16	.688	21	22	43	2.4	36	2	7	6	11	6	73	4.1
Totals	51	4	364	7.1	51	87	.586	0	1	.000	20	35	.571	36	42	78	1.5	67	2	7	13	19	7	122	2.4

Jitoboh SEC Statistics

Year	GP GS		Min	Avg	Total			3-Point			F-Throw			Rebounds				PF	FO	Ast	TO	Blk	Stl	Pts	Avg
					FG	FGA	Pct	FG	FGA	Pct	FT	FTA	Pct	Off	Def	Tot	Avg								
2019-20	13	0	92	7.1	10	19	.526	0	0	.000	4	6	.667	10	12	22	1.7	16	0	0	3	7	0	24	1.8
2020-21	6	0	24	4.0	2	4	.500	0	0	.000	0	0	.000	1	2	3	0.5	3	0	0	0	1	1	4	0.7
2021-22	8	4	115	14.4	18	25	.720	0	0	.000	6	9	.667	9	17	26	3.3	17	0	2	2	7	4	42	5.3
Totals	27	4	231	8.6	30	48	.625	0	0	.000	10	15	.667	20	31	51	1.9	36	0	2	5	15	5	70	2.6

JASON JITOBH

- Showed steady improvement throughout the campaign. After playing in 10 of Florida's first 20 games, Jitoboh appeared in the final 11 games of the season as a regular part of the frontcourt rotation.

Prep

- Helped Hamilton Heights to a 34-4 record and a Top 25 finish in MaxPreps' national rankings.
- Averaged 10.1 points and 5.6 rebounds on the Nike EYBL circuit in the summer of 2018.
- Helped lead Hamilton Heights to back-to-back NACA championships, named NACA Defensive Player of the Year and first-team all-conference.

Personal

- Son of Moses and Barabara Jitoboh and has one sister, Jessica, and three brothers: Prince, Joshua and Jonathan.
- Came to Florida because it was the right fit and he loves the atmosphere.

Game Highs

Points	6, vs. LSU (2/26/20)
Rebounds	5, at Tennessee (2/29/20)
Field Goals	3, vs. LSU (2/26/20)
Field Goal Attempts	4, vs. Arkansas (2/18/20)
3-Point Field Goals	---
3-Point FG Attempts	---
Free Throws	3, vs. Long Beach State (12/28/19)
Free Throw Attempts	6, vs. Long Beach State (12/28/19)
Assists	---
Steals	---
Blocked Shots	1, 8x, last vs. Tennessee (1/19/21)
Minutes Played	16, vs. Arkansas (2/18/20)



Isabella Marley/UAA Photo



JASON JITOBOH

Jitoboh Game-By-Game

2019-20	Date	GS	Min	FG	FGA	Pct	3FG	FGA	Pct	FT	FTA	Pct	Off	Def	Tot	Avg	PF	FO	A	TO	Blk	Stl	Pts	Avg
NORTH FLORIDA	11/05/19		7	1	2	.500	0	0	.000	1	3	.333	1	2	3	3.0	1	0	0	1	0	0	3	3.0
FLORIDA ST.	11/10/19		2	0	0	.000	0	0	.000	0	0	.000	0	0	0	1.5	1	0	0	0	0	0	0	1.5
TOWSON	11/14/19		3	1	1	1.000	0	0	.000	0	0	.000	1	0	1	1.3	0	0	0	0	0	0	2	1.7
at UConn	11/17/19		5	1	1	1.000	0	0	.000	0	0	.000	0	0	0	1.0	1	0	0	0	0	0	2	1.8
vs Miami	11/22/19		5	1	2	.500	0	0	.000	0	2	.000	0	0	0	0.8	0	0	0	0	0	0	2	1.8
vs Xavier	11/24/19		2	0	0	.000	0	0	.000	0	0	.000	0	0	0	0.7	1	0	0	0	0	0	0	1.5
vs Providence	12/17/19		8	0	1	.000	0	0	.000	0	0	.000	0	1	1	0.7	0	0	0	0	0	0	0	1.3
LBSU	12/28/19		9	1	3	.333	0	0	.000	3	6	.500	1	0	1	0.8	2	0	0	1	0	0	5	1.8
at South Carolina	1/7/20		2	0	0	.000	0	0	.000	0	0	.000	1	0	1	0.8	1	0	0	0	0	0	0	1.6
at Mizzou	01/11/20		6	1	2	.500	0	0	.000	0	0	.000	0	1	1	0.8	1	0	0	0	0	0	2	1.6
at Vanderbilt	02/01/20		6	0	0	.000	0	0	.000	0	0	.000	1	1	2	0.9	0	0	0	0	0	0	0	1.5
GEORGIA	02/05/20		5	1	1	1.000	0	0	.000	0	0	.000	0	0	0	0.8	1	0	0	0	0	0	2	1.5
at Ole Miss	02/08/20		8	1	2	.500	0	0	.000	0	0	.000	1	1	2	0.9	0	0	0	0	1	0	2	1.5
at Texas A&M	02/12/20		9	1	3	.333	0	0	.000	1	2	.500	3	1	4	1.1	4	0	0	1	1	0	3	1.6
VANDERBILT	02/15/20		8	1	2	.500	0	0	.000	2	2	1.000	1	0	1	1.1	3	0	0	0	1	0	4	1.8
ARKANSAS	02/18/20		16	1	4	.250	0	0	.000	0	0	.000	0	3	3	1.3	3	0	0	0	1	0	2	1.8
at Kentucky	02/22/20		1	0	0	.000	0	0	.000	0	0	.000	0	0	0	1.2	1	0	0	0	0	0	0	1.7
LSU	02/26/20		10	3	3	1.000	0	0	.000	0	0	.000	0	1	1	1.2	0	0	0	0	1	0	6	1.9
at Tennessee	02/29/20		11	1	2	.500	0	0	.000	0	0	.000	2	3	5	1.4	2	0	0	0	1	0	2	1.9
at Georgia	03/04/20		3	0	0	.000	0	0	.000	0	0	.000	1	0	1	1.4	0	0	0	1	1	0	0	1.9
KENTUCKY	03/07/20		7	0	0	.000	0	0	.000	1	2	.500	0	1	1	1.3	0	0	0	0	0	0	1	1.8
Totals	21 Games	0	133	15	29	.517	0	0	.000	8	17	.471	13	15	28	1.3	22	0	0	5	7	0	38	1.8

2020-21	Date	GS	Min	FG	FGA	Pct	3FG	FGA	Pct	FT	FTA	Pct	Off	Def	Tot	Avg	PF	FO	A	TO	Blk	Stl	Pts	Avg
vs Boston College	12/03/20		1	0	0	.000	0	0	.000	0	0	.000	0	1	1	1.0	1	0	0	0	0	0	0	0.0
STETSON	12/06/20		4	0	0	.000	0	0	.000	0	0	.000	0	2	2	1.5	0	0	0	1	0	0	0	0.0
at Mississippi St.	01/16/21		2	0	0	.000	0	0	.000	0	0	.000	0	0	0	1.0	0	0	0	0	0	0	0	0.0
TENNESSEE	01/19/21		13	1	3	.333	0	0	.000	0	0	.000	1	2	3	1.5	3	0	0	0	1	1	2	0.5
VANDERBILT	01/27/21		5	0	0	.000	0	0	.000	0	0	.000	0	0	0	1.2	0	0	0	0	0	0	0	0.4
at West Virginia	01/30/21		5	1	2	.500	0	0	.000	0	0	.000	0	0	0	1.0	1	0	0	0	0	0	2	0.7
SOUTH CAROLINA	02/03/21		1	0	0	.000	0	0	.000	0	0	.000	0	0	0	0.9	0	0	0	0	0	0	0	0.6
GEORGIA	02/20/21		2	0	0	.000	0	0	.000	0	0	.000	0	0	0	0.8	0	0	0	0	0	0	0	0.5
MISSOURI	03/03/21		2	1	1	1.000	0	0	.000	0	0	.000	0	0	0	0.7	0	0	0	0	0	0	2	0.7
vs Vanderbilt	03/11/21		1	0	0	.000	0	0	.000	0	0	.000	0	0	0	0.6	1	0	0	0	0	0	0	0.6
vs Tennessee	03/12/21		7	2	3	.667	0	0	.000	1	2	.500	1	0	1	0.6	1	0	0	0	0	0	5	1.0
vs Virginia Tech	03/19/21		1	0	0	.000	0	0	.000	0	0	.000	0	0	0	0.6	2	0	0	1	0	0	0	0.9
Totals	12 Games	0	44	5	9	.556	0	0	.000	1	2	.500	2	5	7	0.6	9	0	0	2	1	1	11	0.9

2021-22	Date	GS	Min	FG	FGA	Pct	3FG	FGA	Pct	FT	FTA	Pct	Off	Def	Tot	Avg	PF	FO	A	TO	Blk	Stl	Pts	Avg
ELON	11/09/21		8	1	3	.333	0	0	.000	0	0	.000	1	0	1	1.0	5	1	0	0	1	0	2	2.0
FLORIDA ST.	11/14/21		2	0	0	.000	0	0	.000	0	0	.000	0	0	0	0.5	2	0	0	0	1	1	0	1.0
MILWAUKEE	11/18/21		7	1	3	.333	0	0	.000	0	0	.000	1	0	1	0.7	1	0	2	1	0	0	2	1.3
vs California	11/22/21		7	0	2	.000	0	0	.000	2	2	1.000	0	1	1	0.8	3	0	0	0	0	1	2	1.5
vs Ohio St.	11/24/21		1	0	0	.000	0	0	.000	0	0	.000	0	0	0	0.6	0	0	0	0	0	0	0	1.2
TROY	11/28/21		7	0	1	.000	0	1	.000	0	0	.000	1	1	2	0.8	1	0	0	0	0	0	0	1.0
NORTH FLORIDA	12/08/21		7	1	1	1.000	0	0	.000	1	2	.500	1	0	1	0.9	5	1	0	1	1	0	3	1.3
vs Maryland	12/12/21		9	3	4	.750	0	0	.000	0	0	.000	0	0	0	0.8	2	0	1	1	0	0	6	1.9
vs South Fla.	12/18/21		10	2	3	.667	0	0	.000	0	0	.000	1	3	4	1.1	0	0	0	0	1	0	4	2.1
STONY BROOK	12/22/21		14	5	7	.714	0	0	.000	2	3	.667	7	0	7	1.7	0	0	2	1	0	0	12	3.1
ALABAMA	01/05/22		10	2	3	.667	0	0	.000	2	3	.667	2	1	3	1.8	3	0	1	0	2	0	6	3.4
at Auburn	01/08/22		6	0	2	.000	0	0	.000	0	0	.000	0	0	0	1.7	0	0	0	0	0	1	0	3.1
LSU	01/12/22		4	0	0	.000	0	0	.000	0	0	.000	0	1	1	1.6	0	0	0	0	0	0	0	2.8
at South Carolina	01/15/22		13	3	3	1.000	0	0	.000	0	0	.000	1	3	4	1.8	1	0	0	0	1	1	6	3.1
MISSISSIPPI ST.	01/19/22	*	16	3	5	.600	0	0	.000	2	3	.667	1	1	2	1.8	4	0	0	0	2	0	8	3.4
VANDERBILT	01/22/22	*	27	3	4	.750	0	0	.000	2	3	.667	5	5	10	2.3	4	0	1	1	1	1	8	3.7
at Ole Miss	01/24/22	*	27	6	6	1.000	0	0	.000	0	0	.000	0	5	5	2.5	4	0	0	1	1	1	12	4.2
at Tennessee	01/26/22	*	13	1	2	.500	0	0	.000	0	0	.000	0	1	1	2.4	1	0	0	0	0	0	2	4.1
Totals		4	188	31	49	.633	0	1	.000	11	16	.688	21	22	43	2.4	36	2	7	6	11	6	73	4.1

0 MYREON JONES



Grad/5th Year | Guard | 1L | 6-3 | 177 | Birmingham, Ala. | Lincoln (Ga.) Academy | Penn State

Overview

- Graduated Cum Laude in Summer 2022 with his degree in Education Sciences.
- Has scored 1,113 points in his collegiate career with 196 made 3-pointers.
- Made a career-high seven 3-pointers in the Gators' 2022 home win vs. Georgia.
- Averaged 10.4 points per game with 12 20-point performances over 80 career appearances in three seasons at Penn State, including a team-leading 15.3 points per game in 2020-21.
- Three of his 11 20-point games have come vs. top-25 opponents, and he went for a career-best 29 at Nebraska on Feb. 23, 2021.
- Increased his scoring by 9.3 points per game from 4.0 points as a freshman to 13.3 as a sophomore, coinciding with his move into PSU's starting lineup.
- Two-time All-Big Ten honorable mention honoree with 11 games making four or more 3-pointers.

Honors

- 2021 All-Big Ten (Honorable Mention)
- 2020 All-Big Ten (Honorable Mention)

2021-22, Senior Season

- Averaged 8.3 points per game and finished second on the team with 62 made 3-pointers.
- Drained a career-high seven 3-pointers and scored a season-high 23 points in the win vs. Georgia, becoming the first Gator in three years to hit seven 3-pointers in a game. He added a 3-for-8 day in Athens, giving him a 10-for-19 showing from 3 against Georgia.
- Led Florida with 18 points, including five first-half 3-pointers, in the win at Missouri.
- Went for 20 in his Florida debut, leading the Gators in scoring vs. Elon. Jones shot 4-for-5 from 3-point range in the second half, including a 4-point play.
- Surpassed the 1,000-point career scoring mark in the win vs. Oklahoma State, hitting the milestone with his go-ahead 3-pointer that put UF in front after being down by 16.

2020-21, Junior Season (PSU)

- Averaged a team-best 15.3 points per game while pacing the Nittany Lions with 60 made 3-pointers at a .395 clip, adding 51 assists and 32 steals.

Jones Career Statistics

Year	GP	GS	Min	Avg	Total			3-Point			F-Throw			Rebounds				PF	FO	Ast	TO	Blk	Stl	Pts	Avg
					FG	FGA	Pct	FG	FGA	Pct	FT	FTA	Pct	Off	Def	Tot	Avg								
2018-19 (Penn State)	30	0	321	10.7	39	131	.298	18	65	.277	24	31	.774	4	26	30	1.0	16	0	15	14	0	15	120	4.0
2019-20 (Penn State)	25	24	717	28.7	119	268	.444	56	139	.403	38	49	.776	12	56	68	2.7	36	0	74	37	4	32	332	13.3
2020-21 (Penn State)	24	24	758	30.3	127	322	.394	60	152	.395	68	88	.773	19	48	67	2.7	34	0	51	29	3	32	382	15.3
2021-22	33	21	916	27.7	93	262	.355	62	193	.321	31	42	.738	14	77	91	2.8	38	0	52	43	5	43	279	8.5
Totals	113	69	2711	24.0	378	983	.385	196	549	.357	161	210	.767	49	207	256	2.3	124	0	192	123	12	122	1113	9.8

Jones SEC Statistics

Year	GP	GS	Min	Avg	Total			3-Point			F-Throw			Rebounds				PF	FO	Ast	TO	Blk	Stl	Pts	Avg
					FG	FGA	Pct	FG	FGA	Pct	FT	FTA	Pct	Off	Def	Tot	Avg								
2021-22	18	9	469	26.1	51	137	.372	40	111	.360	14	22	.636	4	37	41	2.3	24	0	24	20	4	16	156	8.7



MYREON JONES

- Scored double figures in 23 of 25 games, including six 20-point games.
- Scored 20+ in four straight games, including three on the road, posting 21 vs. #18 Illinois, 20 at Indiana, 23 at Purdue and 20 at #22 Illinois, shooting 13-for-27 (.481) from 3-point range in that stretch.
- Exploded for a career-high 29 in a road win at Nebraska, shooting 8-for-18 from the field and 6-for-12 from 3-point range, along with a 7-for-8 day at the free throw line.
- Grabbed a season-best eight rebounds to go with 15 points in a win vs. Northwestern.

2019-20, Sophomore Season (PSU)

- Ranked second on Penn State with 13.3 points per game and shot 56-for-139 from 3-point range for a team-high .403 clip from long distance.
- Recorded a double-double with 16 points and 10 rebounds in a neutral-site win vs. Syracuse.
- Had 13 points and six assists in helping Penn State to a win vs. a fourth-ranked Maryland team.
- Had 17 double-figure scoring games in 25 appearances, including six 20-point games.
- Racked up a season-high 22 points vs. Wake Forest, shooting 8-for-13 from the field, 3-for-7 from 3-point range and 3-for-3 from the free throw line, to go with a pair of steals.
- Twice nabbed four steals, in wins vs. Yale and Indiana.
- Dished five or more assists six times.

2018-19, Freshman Season (PSU)

- Averaged 4.0 points in 30 appearances, all coming off the bench, including four double-figure scoring games.
- Posted a season-high 18 points in a win vs. #13 Virginia Tech and had 10 in a victory vs. #17 Maryland.
- Also scored 13 on 5-for-9 shooting in a road win at Rutgers.

Prep

- Played senior season at Lincoln Academy in Suwanee, Georgia.
- Helped lead Lincoln Academy Bulldogs to a 25-9 record as they earned a spot in the national prep rankings as he averaged 19 points per game, with single-game highs of 34 points, 10 rebounds and seven assists.
- Rated as the top prospect in state of Alabama for 2018 and averaged 20 points and six assists per game in three years at Huffman High School (Birmingham, Ala.).
- Scored in double digits in all but one game his junior year with Vikings.
- Averaged 21.1 points, 8.1 rebounds and 2.0 assists per game as a junior at Huffman and had a game-high 39 points against Mountain Brook with nine 3-pointers. Also connected on four 3-pointers en route to 30-point outing in a Class 7A, Area 6 Tournament victory over Spain Park and Earned All-USA Alabama second-team honors

for his junior season.

- Member of the Nike EYBL Georgia Stars and averaged 15.1 points during summer 2017 circuit.
- Ranked No. 81 nationally by 247 Sports with a four-star rating.

Personal

- Goes by "MJ" and nicknames are "Midnight" and "Buckets."
- Parents are Myreon Sr. and Tammi Jones and has a sister, Michelle.
- Co-founder and host of the podcast "The Midnight Domino Show."
- Born in Birmingham, Ala.



Anna Carrington/UAA Photo

Game Highs

Points	29, at Nebraska (2/23/21)
Rebounds	10, vs. Syracuse (11/29/19)
Field Goals	9, 2x, last at Purdue (1/17/21)
Field Goal Attempts	22, at Purdue (1/17/21)
3-Point Field Goals	7, vs. Georgia (2/9/22)
3-Point FG Attempts	13, at Purdue (1/17/21)
Free Throws	7, 4x, last at Maryland (3/7/21)
Free Throw Attempts	9, at Rutgers (1/21/21)
Assists	6, 4x, last vs. VCU (12/2/20)
Steals	4, 3x, last vs. VCU (12/2/20)
Blocked Shots	2, vs. Georgia (2/9/22)
Minutes Played	37, 2x, last at Rutgers (1/7/20)



MYREON JONES

Jones Game-By-Game

2018-19 (Penn State)	Date	GS	Min	FG	FGA	Pct	3FG	FGA	Pct	FT	FTA	Pct	Off	Def	Tot	Avg	PF	FO	A	TO	Blk	Stl	Pts	Avg
NORTH FLORIDA	11/09/18		14	1	8	.125	0	2	.000	0	1	.000	0	1	1	1.0	2	0	0	0	0	1	2	2.0
JACKSONVILLE STATE	11/12/18		9	0	4	.000	0	2	.000	0	2	.000	0	1	1	1.0	0	0	1	0	0	1	2	2.0
at DePaul	11/15/18		6	1	3	.333	1	2	.500	0	0	.000	0	0	0	0.7	0	0	0	1	0	0	3	2.3
vs Wright State	11/20/18		17	1	4	.250	1	3	.333	0	0	.000	1	1	2	1.0	0	0	0	0	0	0	3	2.5
vs Bradley	11/21/18		11	2	5	.400	0	2	.000	0	0	.000	1	1	2	1.2	2	0	0	1	0	1	4	2.8
VIRGINIA TECH	11/27/18		22	7	11	.636	4	8	.500	0	0	.000	0	1	1	1.2	0	0	0	1	0	0	18	5.3
at Maryland	12/01/18		13	0	3	.000	0	1	.000	0	0	.000	0	0	0	1.0	0	0	0	0	0	0	0	4.6
INDIANA	12/04/18		15	2	5	.400	1	3	.333	0	1	.000	0	1	1	1.0	1	0	2	1	0	2	5	4.6
COLGATE	12/08/18		13	1	3	.333	1	3	.333	0	0	.000	0	0	0	0.9	0	0	1	2	0	0	3	4.4
vs NC State	12/15/18		12	1	5	.200	0	1	.000	0	0	.000	0	2	2	1.0	0	0	1	1	0	0	2	4.2
at Duquesne	12/19/18		7	1	2	.500	0	0	.000	0	0	.000	0	0	0	0.9	0	0	1	0	0	1	2	4.0
at Alabama	12/21/18		21	3	16	.188	0	4	.000	5	5	1.000	0	1	1	0.9	1	0	3	1	0	3	11	4.6
UMBC	12/29/18		17	2	5	.400	2	4	.500	0	0	.000	0	3	3	1.1	0	0	2	0	0	1	6	4.7
at Michigan	01/03/19		13	0	3	.000	0	2	.000	2	2	1.000	0	2	2	1.1	1	0	0	2	0	0	2	4.5
WISCONSIN	01/06/19		17	0	3	.000	0	2	.000	1	2	.500	0	1	1	1.1	1	0	1	1	0	1	1	4.3
at Nebraska	01/10/19		11	0	3	.000	0	1	.000	0	0	.000	1	1	2	1.2	1	0	0	0	0	0	0	4.0
MICHIGAN STATE	01/13/19		8	0	5	.000	0	3	.000	0	0	.000	0	0	0	1.1	1	0	0	1	0	0	0	3.8
at Minnesota	01/19/19		10	2	5	.400	1	3	.333	0	0	.000	0	1	1	1.1	1	0	1	1	0	0	5	3.8
RUTGERS	01/26/19		4	0	1	.000	0	1	.000	0	0	.000	0	0	0	1.1	0	0	0	0	0	0	0	3.6
at Northwestern	02/04/19		6	1	2	.500	1	2	.500	0	0	.000	0	2	2	1.1	0	0	0	0	0	0	3	3.6
at Ohio State	02/07/19		3	0	0	.000	0	0	.000	0	0	.000	0	2	2	1.1	1	0	0	0	0	0	0	3.4
MICHIGAN	02/12/19		1	0	0	.000	0	0	.000	0	0	.000	0	0	0	1.1	0	0	0	0	0	0	0	3.3
at Purdue	02/16/19		18	1	6	.167	0	4	.000	3	4	.750	0	0	0	1.0	0	0	1	0	0	2	5	3.3
NEBRASKA	02/19/19		4	1	2	.500	1	1	1.000	2	2	1.000	0	1	1	1.0	0	0	0	0	0	0	5	3.4
at Illinois	02/23/19		11	1	4	.250	1	2	.500	2	2	1.000	0	2	2	1.1	1	0	0	0	0	0	5	3.5
MARYLAND	02/27/19		8	4	5	.800	2	3	.667	0	0	.000	0	0	0	1.0	0	0	1	0	0	1	10	3.7
at Wisconsin	03/02/19		4	1	2	.500	0	0	.000	0	0	.000	0	0	0	1.0	0	0	0	0	0	0	2	3.7
at Rutgers	03/06/19		16	5	9	.556	1	2	.500	2	3	.667	1	1	2	1.0	0	0	0	1	0	1	13	4.0
ILLINOIS	03/10/19		7	0	3	.000	0	2	.000	5	6	.833	0	0	0	1.0	2	0	0	0	0	0	5	4.0
vs Minnesota	03/14/19		5	1	4	.250	1	2	.500	0	0	.000	0	1	1	1.0	1	0	0	0	0	0	3	4.0
Totals	30 Games	0	323	39	131	.298	18	65	.277	24	31	.774	4	26	30	1.0	16	0	15	14	0	15	120	4.0

2019-20 (Penn State)	Date	GS	Min	FG	FGA	Pct	3FG	FGA	Pct	FT	FTA	Pct	Off	Def	Tot	Avg	PF	FO	A	TO	Blk	Stl	Pts	Avg
MARYLAND-EASTERN SHORE	11/05/19	*	26	3	4	.750	2	3	.667	2	3	.667	0	2	2	2.0	0	0	6	2	0	0	10	10.0
WAGNER	11/09/19	*	26	5	10	.500	2	5	.400	2	3	.667	0	1	1	1.5	3	0	3	2	0	1	14	12.0
at Georgetown	11/14/19	*	27	6	13	.462	5	8	.625	4	4	1.000	0	1	1	1.3	3	0	2	3	0	2	21	15.0
BUCKNELL	11/19/19	*	30	3	6	.500	0	2	.000	1	1	1.000	0	3	3	1.8	1	0	4	0	0	0	7	13.0
YALE	11/23/19	*	36	3	14	.214	1	5	.200	0	0	.000	0	4	4	2.2	1	0	4	2	0	4	7	11.8
vs Ole Miss	11/27/19	*	35	5	10	.500	2	6	.333	0	0	.000	0	3	3	2.3	2	0	5	2	0	0	12	11.8
vs Syracuse	11/29/19	*	37	4	13	.308	3	8	.375	5	6	.83	1	9	10	3.4	2	0	3	2	0	0	16	12.4
WAKE FOREST	12/04/19	*	28	8	13	.615	3	7	.429	3	3	1.000	0	1	1	3.1	3	0	0	1	0	2	22	13.6
at Ohio State	12/07/19	*	25	3	7	.429	2	5	.400	1	1	1.000	1	1	2	3.0	1	0	0	1	0	0	9	13.1
MARYLAND	12/10/19	*	34	5	15	.333	2	6	.333	2	2	1.000	2	1	3	3.0	2	0	6	1	0	2	14	13.2
ALABAMA	12/14/19	*	30	5	13	.385	2	5	.400	5	5	1.000	1	4	5	3.2	1	0	2	2	0	2	17	13.5
CENTRAL CONNECTICUT	12/20/19	*	26	8	12	.667	4	8	.500	1	1	1.000	0	2	2	3.1	1	0	5	3	1	2	21	14.2
CORNELL	12/29/19	*	21	7	13	.538	3	6	.500	1	2	.500	0	2	2	3.0	2	0	2	0	0	3	18	14.5
vs Iowa	01/04/20	*	29	2	9	.222	1	6	.167	0	0	.000	2	1	3	3.0	2	0	0	1	0	1	5	13.8
at Rutgers	01/07/20	*	37	8	17	.471	5	10	.500	0	0	.000	0	3	3	3.0	1	0	2	4	1	0	21	14.3
WISCONSIN	01/11/20	*	25	3	7	.429	1	5	.200	0	0	.000	0	2	2	2.9	1	0	0	0	1	1	7	13.8
at Minnesota	01/15/20	*	35	6	13	.462	1	4	.250	2	4	.500	2	3	5	3.1	2	0	3	2	0	0	15	13.9
OHIO STATE	01/18/20	*	29	6	12	.500	2	4	.500	6	7	.857	1	0	1	2.9	1	0	4	1	0	2	20	14.2
at Michigan	01/22/20	*	26	6	9	.667	3	4	.750	1	2	.500	0	5	5	3.1	2	0	2	2	0	2	16	14.3
INDIANA	01/29/20	*	23	2	7	.286	0	4	.000	1	2	.500	0	2	2	3.0	2	0	2	1	0	4	5	13.9
at Nebraska	02/01/20	*	29	5	12	.417	2	7	.286	1	2	.500	0	2	2	3.0	1	0	6	1	0	0	13	13.8
at Michigan State	02/04/20	*	34	7	11	.636	6	8	.750	0	1	.000	1	2	3	3.0	0	0	5	1	0	1	20	14.1
at Iowa	02/29/20	*	23	2	9	.222	0	3	.000	0	0	.000	0	1	1	2.9	1	0	1	2	1	1	4	13.7
MICHIGAN STATE	03/03/20	*	28	6	15	.400	4	9	.444	0	0	.000	1	0	1	2.8	1	0	3	0	0	1	16	13.8
at Northwestern	03/07/20	*	16	1	4	.250	0	1	.000	0	0	.000	0	1	1	2.7	0	0	4	1	0	1	2	13.3
Totals	25 Games	24	715	119	268	.444	65	139	.403	38	49	.776	12	56	68	2.7	36	0	74	37	4	32	332	13.3




MYREON JONES

2020-21 (Penn State)	Date	GS	Min	FG	FGA	Pct	3FG	FGA	Pct	FT	FTA	Pct	Off	Def	Tot	Avg	PF	FO	A	TO	Blk	Stl	Pts	Avg
VMI	11/28/20	*	25	4	11	.364	0	5	.000	4	4	1.000	0	2	2	2.0	4	0	2	2	0	2	12	12.0
VCU	12/02/20	*	28	2	10	.200	1	4	.250	1	2	.500	1	2	3	2.5	1	0	6	2	0	4	6	9.0
SETON HALL	12/06/20	*	28	5	17	.294	3	10	.300	4	4	1.000	1	1	2	2.3	3	0	2	2	0	1	17	11.7
at Virginia Tech	12/08/20	*	29	5	12	.417	4	7	.571	0	0	.000	0	3	3	2.5	0	0	3	0	0	1	14	12.3
at Michigan	12/13/20	*	26	3	11	.273	2	4	.500	2	2	1.000	1	1	2	2.4	0	0	2	0	0	1	10	11.8
ILLINOIS	12/23/20	*	31	9	17	.529	1	4	.250	2	3	.667	3	0	3	2.5	2	0	3	2	0	1	21	13.3
at Indiana	12/30/20	*	35	6	9	.667	4	6	.667	4	5	.800	0	4	4	2.7	1	0	1	0	0	1	20	14.3
at Purdue	01/17/21	*	34	9	22	.409	5	13	.385	0	0	.000	1	1	2	2.6	2	0	0	1	1	1	23	15.4
at Illinois	01/19/21	*	34	6	13	.462	3	4	.750	5	6	.833	0	3	3	2.7	0	0	1	1	0	2	20	15.9
RUTGERS	01/21/21	*	26	4	10	.400	2	6	.333	7	9	.778	0	1	1	2.5	2	0	3	3	0	0	17	16.0
NORTHWESTERN	01/23/21	*	36	5	10	.500	3	5	.600	2	3	.667	4	4	8	3.0	2	0	3	3	0	3	15	15.9
at Ohio State	01/27/21	*	27	4	9	.444	2	4	.500	0	0	.000	0	0	0	2.8	2	0	3	1	0	1	10	15.4
WISCONSIN	01/30/21	*	32	8	12	.667	3	3	1.000	1	2	.500	1	4	5	2.9	0	0	1	1	0	1	20	15.8
at Wisconsin	02/02/21	*	34	6	15	.400	2	6	.333	0	2	.000	0	2	2	2.9	0	0	0	2	0	1	14	15.6
MARYLAND	02/05/21	*	29	1	9	.111	0	4	.000	0	0	.000	0	2	2	2.8	1	0	1	2	0	1	2	14.7
at Michigan State	02/09/21	*	32	5	12	.417	1	5	.200	4	4	1.000	1	1	2	2.8	0	0	1	1	0	2	15	14.8
NEBRASKA	02/14/21	*	30	7	20	.350	3	8	.375	1	3	.333	1	3	4	2.8	1	0	2	1	0	0	18	14.9
OHIO STATE	02/18/21	*	32	4	9	.444	3	5	.600	7	8	.875	1	1	2	2.8	0	0	1	2	0	2	18	15.1
at Iowa	02/21/21	*	31	3	15	.200	2	9	.222	3	4	.750	1	2	3	2.8	1	0	2	0	1	1	11	14.9
at Nebraska	02/23/21	*	32	8	18	.444	6	12	.500	7	8	.875	0	1	1	2.7	3	0	1	0	0	2	29	15.6
PURDUE	02/26/21	*	27	5	12	.417	0	5	.000	1	4	.250	0	2	2	2.7	1	0	2	1	1	1	11	15.4
MINNESOTA	03/03/21	*	29	6	16	.375	4	7	.571	1	2	.500	1	1	2	2.6	0	0	3	0	0	0	17	15.5
at Maryland	03/07/21	*	35	4	11	.364	2	7	.286	7	7	1.000	1	5	6	2.8	1	0	2	1	0	1	17	15.5
vs Nebraska	03/10/21	*	30	4	11	.364	3	6	.500	3	4	.750	0	2	2	2.8	4	0	3	0	0	2	14	15.5
vs Wisconsin	03/11/21	*	24	4	11	.364	1	3	.333	2	2	1.000	1	0	1	2.7	3	0	4	1	0	0	11	15.3
Totals	25 Games	24	756	127	322	.394	60	152	.395	68	88	.773	19	48	67	2.7	34	0	51	29	3	32	382	15.3

2021-22	Date	GS	Min	FG	FGA	Pct	3FG	FGA	Pct	FT	FTA	Pct	Off	Def	Tot	Avg	PF	FO	A	TO	Blk	Stl	Pts	Avg
ELON	11/09/21	*	27	7	14	.500	4	8	.500	2	3	.667	3	3	6	6.0	1	0	3	1	0	1	20	20.0
FLORIDA ST.	11/14/21	*	37	4	13	.308	2	7	.286	2	2	1.000	1	5	6	6.0	1	0	1	4	0	3	12	16.0
MILWAUKEE	11/18/21	*	26	3	6	.500	1	3	.333	0	0	.000	1	3	4	5.3	1	0	5	0	0	1	7	13.0
vs California	11/22/21	*	26	5	8	.625	3	6	.500	0	0	.000	0	1	1	4.3	0	0	1	0	0	1	13	13.0
vs Ohio St.	11/24/21	*	37	2	7	.286	1	3	.333	2	2	1.000	0	3	3	4.0	1	0	0	4	0	2	7	11.8
TROY	11/28/21	*	27	4	10	.400	4	9	.444	0	0	.000	1	2	3	3.8	0	0	4	0	0	1	12	11.8
at Oklahoma	12/01/21	*	40	2	7	.286	1	6	.167	0	0	.000	0	1	1	3.4	4	0	0	1	0	1	5	10.9
TEXAS SOUTHERN	12/06/21	*	35	2	8	.250	0	4	.000	0	0	.000	1	2	3	3.4	1	0	3	0	0	4	4	10.0
NORTH FLORIDA	12/08/21	*	29	5	9	.556	1	5	.200	3	4	.750	0	4	4	3.4	0	0	1	1	0	2	14	10.4
vs Maryland	12/12/21	*	34	1	8	.125	1	5	.200	0	0	.000	1	3	4	3.5	2	0	4	2	0	2	3	9.7
vs South Fla.	12/18/21	*	33	3	13	.231	1	7	.143	1	1	1.000	0	4	4	3.5	1	0	1	3	1	0	8	9.5
ALABAMA	01/05/22	*	34	4	14	.286	3	12	.250	0	0	.000	0	7	7	3.8	2	0	1	4	0	0	11	9.7
at Auburn	01/08/22	*	30	5	10	.500	3	7	.429	0	2	.000	1	0	1	3.6	3	0	1	2	0	3	13	9.9
LSU	01/12/22	*	34	2	12	.167	2	9	.222	3	6	.500	1	4	5	3.7	1	0	3	3	1	2	9	9.9
at South Carolina	01/15/22	*	14	2	6	.333	2	5	.400	2	4	.500	0	1	1	3.5	0	0	1	3	0	1	8	9.7
MISSISSIPPI ST.	01/19/22	*	17	0	0	.000	0	0	.000	0	0	.000	0	0	0	3.3	0	0	1	2	0	0	0	9.1
VANDERBILT	01/22/22	*	20	2	7	.286	2	5	.400	0	0	.000	0	2	2	3.2	0	0	1	1	0	0	6	8.9
at Ole Miss	01/24/22	*	21	0	2	.000	0	2	.000	0	0	.000	0	2	2	3.2	0	0	3	0	0	1	0	8.4
at Tennessee	01/26/22	*	28	4	9	.444	1	6	.167	1	1	1.000	0	3	3	3.2	3	0	2	0	0	3	10	8.5
OKLAHOMA ST.	01/29/22	*	18	1	4	.250	1	4	.250	5	6	.833	0	1	1	3.1	0	0	0	0	0	2	8	8.5
at Missouri	02/02/22	*	31	5	10	.500	5	8	.625	3	3	1.000	0	5	5	3.1	2	0	1	1	0	1	18	9.0
OLE MISS	02/05/22	*	30	3	5	.600	2	4	.500	0	0	.000	0	1	1	3.0	0	0	0	0	0	0	8	8.9
GEORGIA	02/09/22	*	29	7	11	.636	7	11	.636	2	2	1.000	0	1	1	3.0	0	0	2	1	2	1	23	9.5
at Kentucky	02/12/22	*	25	2	4	.500	2	3	.667	0	0	.000	0	0	0	2.8	3	0	1	0	0	1	6	9.4
at Texas A&M	02/15/22	*	25	3	11	.273	3	9	.333	1	2	.500	0	2	2	2.8	2	0	1	0	0	0	10	9.4
AUBURN	02/19/22	*	19	1	5	.200	1	4	.250	0	0	.000	2	1	3	2.8	1	0	0	0	0	0	3	9.2
ARKANSAS	02/22/22	*	30	0	4	.000	0	3	.000	0	0	.000	0	2	2	2.8	2	0	5	1	0	1	0	8.8
at Georgia	02/26/22	*	31	4	9	.444	3	8	.375	2	2	1.000	0	2	2	2.8	1	0	0	0	1	1	13	9.0
at Vanderbilt	03/01/22	*	29	5	9	.556	3	7	.429	0	0	.000	0	1	1	2.7	0	0	1	1	0	0	13	9.1
KENTUCKY	03/05/22	*	27	2	9	.222	1	8	.125	0	0	.000	0	3	3	2.7	4	0	0	1	0	1	5	9.0
vs Texas A&M	03/10/22	*	27	1	6	.167	0	4	.000	0	0	.000	0	3	3	2.7	0	0	2	1	0	0	2	8.7
IONA	03/16/22	*	26	1	4	.250	1	4	.250	2	2	1.000	1	2	3	2.7	1	0	2	3	0	3	5	8.6
at Xavier	03/20/22	*	26	1	8	.125	1	7	.143	0	0	.000	1	3	4	2.8	1	0	1	3	0	4	3	8.5
Totals	33 Games	21	922	93	262	.355	62	193	.321	31	42	.738	14	77	91	2.8	38	0	52	43	5	43	279	8.5

21 ALEX KLATSKY



Redshirt Junior | Guard | 2L | 6-4 | 206 | Colts Neck, N.J. | Ranney School

Overview

- Has appeared in 11 games for the Gators.
- An elite shooter who can help stretch defenses.
- Brings high-level winning experience both in high school and AAU.

2021-22, Redshirt Sophomore Season

- Appeared in seven games and grabbed his first career rebound against North Florida.

2020-21, Redshirt Freshman Season

- Made four appearances, including his Florida debut in the home opener vs. Stetson
- Recorded a steal at Tennessee.

2019-20, Redshirt Season

- Competed on the scout team while taking a developmental redshirt season.

Prep

- Four-year varsity starter and two-year captain, part of 104 wins in his career.
- Helped Ranney School to its first victory in New Jersey's Tournament of Champions and two NJ Shore Conference championships.
- Teammates with Scottie Lewis in high school and middle school.
- Was also an AAU teammate of Lewis and several other Division I players, including Bryan Antoine (Villanova), Aidan Igiehon (Louisville) and Jalen Gaffney (UConn).
- 2019 NJSIAA and Shore Conference All-Star Teams.

Klatsky Career Statistics

Year	GP		GS	Min	Avg	Total		3-Point			F-Throw			Rebounds				PF	FO	Ast	TO	Blk	Stl	Pts	Avg
	FG	Pct				FG	Pct	FG	FGA	Pct	FT	FTA	Pct	Off	Def	Tot	Avg								
2020-21	4	0	6	1.5	0	2	.000	0	2	.000	0	0	.000	0	0	0	0.0	0	0	0	0	0	1	0	0.0
2021-22	7	0	10	1.4	0	2	.000	0	2	.000	0	0	.000	1	0	1	0.1	0	0	0	0	0	0	0	0.0
Totals	11	0	16	1.5	0	4	.000	0	4	.000	0	0	.000	1	0	1	0.1	0	0	0	0	0	1	0	0.0

Klatsky SEC Statistics

Year	GP		GS	Min	Avg	Total		3-Point			F-Throw			Rebounds				PF	FO	Ast	TO	Blk	Stl	Pts	Avg
	FG	Pct				FG	Pct	FG	FGA	Pct	FT	FTA	Pct	Off	Def	Tot	Avg								
2020-21	3	0	2	0.7	0	1	.000	0	1	.000	0	0	.000	0	0	0	0.0	0	0	0	0	0	1	0	0.0
2021-22	1	0	0	0.0	0	0	.000	0	0	.000	0	0	.000	0	0	0	0.0	0	0	0	0	0	0	0	0.0
Totals	4	0	2	0.5	0	1	.000	0	1	.000	0	0	.000	0	0	0	0.0	0	0	0	0	0	0	0	0.0



ALEX KLATSKY

Personal

- Parents are Brian and Nicole Klatsky and has one brother, Brandon.
- Came to Florida because he's always wanted to be Gator, and it's a place he can thrive athletically and academically.
- Team captain of his state champion high school robotics team and

plans to study engineering.

- Class president all four years, Scholar/Athlete Award and Leadership Award winner for the Ranney School.
- Cousin, Dave, played basketball at Penn, and his father played basketball at Skidmore.

Game Highs

Field Goal Attempts 1, 2x, last vs. Tennessee (1/19/21)

3-Point FG Attempts 1, 2x, last vs. Tennessee (1/19/21)

Steals 1, last at Tennessee (3/7/21)

Minutes Played 4, vs. Stetson (12/6/20)



Courtney Culbreth/UAA Photo

Klatsky Game-By-Game

2020-21	Date	GS	Min	FG	FGA	Pct	3FG	FGA	Pct	FT	FTA	Pct	Off	Def	Tot	Avg	PF	FO	A	TO	Blk	Stl	Pts	Avg
STETSON	12/06/20		4	0	1	.000	0	1	.000	0	0	.000	0	0	0	0.0	0	0	0	0	0	0	0	0.0
at Alabama	01/05/21		1	0	0	.000	0	0	.000	0	0	.000	0	0	0	0.0	0	0	0	0	0	0	0	0.0
TENNESSEE	01/19/21		1	0	1	.000	0	1	.000	0	0	.000	0	0	0	0.0	0	0	0	0	0	0	0	0.0
at Tennessee	03/07/21		0	0	0	.000	0	0	.000	0	0	.000	0	0	0	0.0	0	0	0	0	0	1	0	0.0
Totals	4 Games	0	6	0	2	.000	0	2	.000	0	0	.000	0	0	0	0.0	0	0	0	0	0	1	0	0.0
2021-22	Date	GS	Min	FG	FGA	Pct	3FG	FGA	Pct	FT	FTA	Pct	Off	Def	Tot	Avg	PF	FO	A	TO	Blk	Stl	Pts	Avg
ELON	11/09/21		1	0	0	.000	0	0	.000	0	0	.000	0	0	0	0.0	0	0	0	0	0	0	0	0.0
MILWAUKEE	11/18/21		2	0	0	.000	0	0	.000	0	0	.000	0	0	0	0.0	0	0	0	0	0	0	0	0.0
TROY	11/28/21		2	0	0	.000	0	0	.000	0	0	.000	0	0	0	0.0	0	0	0	0	0	0	0	0.0
NORTH FLORIDA	12/08/21		3	0	1	.000	0	1	.000	0	0	.000	1	0	1	0.3	0	0	0	0	0	0	0	0.0
STONY BROOK	12/22/21		1	0	1	.000	0	1	.000	0	0	.000	0	0	0	0.2	0	0	0	0	0	0	0	0.0
VANDERBILT	01/22/22		1	0	0	.000	0	0	.000	0	0	.000	0	0	0	0.2	0	0	0	0	0	0	0	0.0
at Xavier	03/20/22		0	0	0	.000	0	0	.000	0	0	.000	0	0	0	0.1	0	0	0	0	0	0	0	0.0
Totals	7 Games	0	10	0	2	.000	0	2	.000	0	0	.000	1	0	1	0.1	0	0	0	0	0	0	0	0.0

24 RILEY KUGEL

Freshman | Guard | HS | 6-5 | 207 | Orlando, Fla. | Dr. Phillips HS



Overview

- Has great size and the tools to become a play-making guard.
- Brings advanced ball-skills and a natural feel for the game.
- Joins the Gators along with his high school backcourt mate Denzel Aberdeen.
- Rated No. 48 in the 247Sports national rankings with a four-star designation from 247Sports and ESPN.

Prep

- Second-team FABC All-State honoree in 2022, averaging 16.5 points, 4.8 rebounds and 3.2 assists.
- Helped bring Dr. Phillips its first state championship in school history, scoring 13 points in the 2021 7A title game.

- Scored 27 points in the 2022 state semifinals, ultimately helping Dr. Phillips to a Class 7A state runner-up finish.

Personal

- Son of Alethea Kugel and Sam Estelle and has an older brother, Isaiah, and a younger brother, Zayd.
- Also played football growing up.
- Favorite basketball player is Chris Paul and favorite team outside of basketball is the Kansas City Chiefs.



Courtney Culbreath/UAA Photo

4 NIELS LANE

Junior | Guard | 2L | 6-5 | 215 | Princeton, N.J. | Roselle Catholic

Overview

- Has averaged 2.2 points and 1.5 rebounds in 35 appearances with three games started.
- An explosive athlete, lock-up defender and slashing wing who can finish at the rim.
- Four-star prospect out of high school.

2021-22, Sophomore Season

- Averaged 3.0 points and 2.0 rebounds per game, making 21 appearances with three starts.
- Had a career game in the SEC Tournament, posting career highs of 16 points and nine rebounds against Texas A&M. He scored his first three baskets off offensive rebounds, including an and-1, and added his first career 3-pointer.
- Finished strong with 7.6 points per game over the final five contests of the season.
- Played a large role in the comeback win vs. Oklahoma State, posting a +14 plus-minus in 13 minutes of action with a pair of blocked shots.
- Made his first career start in the win vs. Ole Miss, playing a career-high 29 minutes.

2020-21, Freshman Season

- Recorded 15 points, 10 rebounds four assists, two steals and one blocked shot in 14 appearances, largely in limited minutes.
- Had his biggest day as a Gator with six points and five rebounds in a season-high 18 minutes as a short-handed Florida team defeated #6 Tennessee, 75-49, matching the Gators' largest rout of a top-10 team in program history.
- Also posted six points in the win vs. Stetson.

Prep

- A career 1,000-point scorer and 2019 state champion.
- Helped Roselle Catholic to a 22-7 record as a senior, earning a spot in the 2020 state championship game, which never took place due to COVID-19.
- Had 15 points, four rebounds and three assists in the state semifinal win vs. Gill.
- Posted a triple-double with 16 points, 10 rebounds and 10 assists vs. Summit and had a 22-point outing vs. Union.

Lane Career Statistics

Year	GP		GS	Min	Avg	Total			3-Point			F-Throw			Rebounds				PF	FO	Ast	TO	Blk	Stl	Pts	Avg
	GP	GS				FG	FGA	Pct	FG	FGA	Pct	FT	FTA	Pct	Off	Def	Tot	Avg								
2020-21	14	0		80	5.7	5	19	.263	0	7	.000	5	6	.833	2	8	10	0.7	6	0	4	0	1	2	15	1.1
2021-22	21	3		321	15.3	24	45	.533	1	6	.167	14	20	.700	13	28	41	2.0	30	0	10	15	7	7	63	3.0
Totals	35	3		401	11.5	29	64	.453	1	13	.077	19	26	.731	15	36	51	1.5	36	0	14	15	8	9	78	2.2

Lane SEC Statistics

Year	GP		GS	Min	Avg	Total			3-Point			F-Throw			Rebounds				PF	FO	Ast	TO	Blk	Stl	Pts	Avg
	GP	GS				FG	FGA	Pct	FG	FGA	Pct	FT	FTA	Pct	Off	Def	Tot	Avg								
2020-21	8	0		41	5.2	2	11	.182	0	5	.000	3	4	.750	0	6	6	0.8	2	0	2	0	0	2	7	0.9
2021-22	10	3		202	20.2	10	19	.526	0	2	.000	7	7	1.000	7	14	21	2.1	21	0	6	4	2	4	27	2.7
Totals	18	3		243	13.5	12	30	.400	0	7	.000	10	11	.909	7	20	27	1.5	23	0	8	4	2	6	34	1.9



NIELS LANE



Personal

- Majoring in sport management.
- Son of Rod and Kim Lane.
- Both parents played basketball at Armstrong State, which was a Division I program at the time.
- Came to Florida because he felt the love and support from the coaching staff and thinks they can help him develop into a pro.
- Was a nationally-ranked fencer around middle school age.


Game Highs

Points	16, vs. Texas A&M (3/10/22)
Rebounds	9, vs. Texas A&M (3/10/22)
Field Goals	6, vs. Texas A&M (3/10/22)
Field Goal Attempts	8, vs. Texas A&M (3/10/22)
3-Point Field Goals	1, vs. Texas A&M (3/10/22)
3-Point FG Attempts	3, vs. Tennessee (1/19/21)
Free Throws	4, at Texas A&M (2/15/22)
Free Throw Attempts	5, vs. Texas A&M (3/10/22)
Assists	3, at Texas A&M (2/15/22)
Steals	1, 9x, last vs. Iona (3/16/22)
Blocked Shots	2, vs. Oklahoma State (1/29/22)
Minutes Played	29, vs. Ole Miss (2/5/22)

Lane Game-By-Game

2020-21	Date	GS	Min	FG	FGA	Pct	3FG	FGA	Pct	FT	FTA	Pct	Off	Def	Tot	Avg	PF	FO	A	TO	Bk	Stl	Pts	Avg
vs Boston College	12/03/20		7	1	1	1.000	0	0	.000	0	0	.000	2	0	2	2.0	1	0	0	0	1	0	2	2.0
STETSON	12/06/20		10	2	5	.400	0	1	.000	2	2	1.000	0	1	1	1.5	2	0	1	0	0	0	6	4.0
at Florida St.	12/12/20		2	0	1	.000	0	1	.000	0	0	.000	0	0	0	1.0	0	0	0	0	0	0	0	2.7
at Vanderbilt	12/30/20		8	0	1	.000	0	1	.000	1	2	.500	0	1	1	1.0	0	0	1	0	0	1	1	2.3
LSU	01/02/21		5	0	1	.000	0	0	.000	0	0	.000	0	0	0	0.8	1	0	0	0	0	0	0	1.8
at Alabama	01/05/21		2	0	0	.000	0	0	.000	0	0	.000	0	0	0	0.7	0	0	1	0	0	0	0	1.5
KENTUCKY	01/09/21		2	0	0	.000	0	0	.000	0	0	.000	0	0	0	0.6	0	0	0	0	0	0	0	1.3
TENNESSEE	01/19/21		18	2	7	.286	0	3	.000	2	2	1.000	0	5	5	1.1	1	0	0	0	0	1	6	1.9
at Georgia	01/23/21		3	0	0	.000	0	0	.000	0	0	.000	0	0	0	1.0	0	0	0	0	0	0	0	1.7
SOUTH CAROLINA	02/03/21		2	0	1	.000	0	1	.000	0	0	.000	0	0	0	0.9	0	0	0	0	0	0	0	1.5
at Arkansas	02/16/21		2	0	1	.000	0	0	.000	0	0	.000	0	0	0	0.8	0	0	0	0	0	0	0	1.4
vs Vanderbilt	03/11/21		9	0	1	.000	0	0	.000	0	0	.000	0	0	0	0.8	0	0	0	0	0	0	0	1.3
vs Tennessee	03/12/21		5	0	0	.000	0	0	.000	0	0	.000	0	0	0	0.7	1	0	1	0	0	0	0	1.2
vs Virginia Tech	03/19/21		5	0	0	.000	0	0	.000	0	0	.000	0	1	1	0.7	0	0	0	0	0	0	0	1.1
Totals	14 Games	0	80	5	19	.263	0	7	.000	5	6	.833	2	8	10	0.7	6	0	4	0	1	2	15	1.1

2021-22	Date	GS	Min	FG	FGA	Pct	3FG	FGA	Pct	FT	FTA	Pct	Off	Def	Tot	Avg	PF	FO	A	TO	Bk	Stl	Pts	Avg
ELON	11/09/21		9	0	1	.000	0	1	.000	0	4	.000	0	1	1	1.0	0	0	1	1	0	0	0	0.0
FLORIDA ST.	11/14/21		3	0	0	.000	0	0	.000	0	0	.000	0	0	0	0.5	0	0	0	0	0	0	0	0.0
MILWAUKEE	11/18/21		5	0	1	.000	0	0	.000	2	2	1.000	0	0	0	0.3	1	0	0	0	0	0	2	0.7
vs California	11/22/21		8	1	1	1.000	0	0	.000	0	0	.000	0	1	1	0.5	2	0	0	4	0	0	2	1.0
TROY	11/28/21		5	0	0	.000	0	0	.000	2	2	1.000	0	3	3	1.0	0	0	1	1	0	0	2	1.2
NORTH FLORIDA	12/08/21		11	1	4	.250	0	1	.000	0	0	.000	0	1	1	1.0	2	0	0	0	1	0	2	1.3
STONY BROOK	12/22/21		4	0	1	.000	0	0	.000	0	0	.000	1	0	1	1.0	1	0	0	1	0	0	0	1.1
OKLAHOMA ST.	01/29/22		13	0	1	.000	0	1	.000	0	0	.000	0	0	0	0.9	1	0	0	0	2	1	0	1.0
at Missouri	02/02/22		18	0	0	.000	0	0	.000	0	0	.000	0	1	1	0.9	5	1	0	1	0	0	0	0.9
OLE MISS	02/05/22	*	28	0	1	.000	0	0	.000	0	0	.000	1	2	3	1.1	4	0	0	0	0	1	0	0.8
GEORGIA	02/09/22	*	17	1	1	1.000	0	0	.000	0	0	.000	0	2	2	1.2	2	0	0	0	0	1	2	0.9
at Kentucky	02/12/22	*	18	1	1	1.000	0	0	.000	1	1	1.000	0	1	1	1.2	3	0	0	2	0	0	3	1.1
at Texas A&M	02/15/22		21	1	3	.333	0	0	.000	4	4	1.000	3	2	5	1.5	1	0	3	1	0	0	6	1.5
AUBURN	02/19/22		20	0	3	.000	0	2	.000	0	0	.000	0	1	1	1.4	1	0	0	0	0	1	0	1.4
ARKANSAS	02/22/22		6	1	1	1.000	0	0	.000	0	0	.000	0	0	0	1.3	0	0	1	0	0	0	2	1.4
at Georgia	02/26/22		22	1	3	.333	0	0	.000	2	2	1.000	2	3	5	1.6	2	0	2	0	1	0	4	1.6
at Vanderbilt	03/01/22		26	3	3	1.000	0	0	.000	0	0	.000	0	1	1	1.5	2	0	0	0	1	1	6	1.8
KENTUCKY	03/05/22		25	2	3	.667	0	0	.000	0	0	.000	1	1	2	1.6	1	0	0	0	0	0	4	1.9
vs Texas A&M	03/10/22		22	6	8	.750	1	1	1.000	3	5	.600	4	5	9	1.9	1	0	0	0	1	1	16	2.7
IONA	03/16/22		21	3	3	1.000	0	0	.000	0	0	.000	0	1	1	1.9	1	0	2	1	1	1	6	2.9
at Xavier	03/20/22		17	3	6	.500	0	0	.000	0	0	.000	1	2	3	2.0	1	0	0	3	0	0	6	3.0
Totals	21 Games	3	319	24	45	.533	1	6	.167	14	20	.700	13	28	41	2.0	31	1	10	15	7	7	63	3.0



Overview

- 2020, 2021 NABC All-District First Team
- 2019 Atlantic 10 All-Rookie Team
- 2021 Charleston Classic MVP
- 2019 Boca Beach Classic All-Tournament Team
- Big 4 Player of the Week (1/5/21; 1/19/21)
- Atlantic 10 Rookie of the Week (2/18/19; 1/28/19)

2021-22, Senior Season (SBU)

- Averaged 12.8 points and ranked second in the conference with 5.9 assists per game, earning third-team All-Atlantic 10 honors.
- Helped SBU to 23 wins and multiple top-25 rankings throughout the season, ultimately reaching the NIT semifinals with a run of road wins at Colorado, Oklahoma and Virginia.
- Dished a career-high 17 assists in the win vs. UMass, also adding 11 points and five steals in 40 minutes.
- Earned MVP honors at the Charleston Classic, which culminated with a Bonnies' 16-point win over Marquette in the championship game. Lofton scored a season-high 22 points in the semifinal win vs. Clemson.
- Posted a career-high six steals in the road loss at VCU.

Year	Total						3-Point			F-Throw			Rebounds				PF	FO	Ast	TO	Blk	Stl	Pts	Avg	
	GP	GS	Min	Avg	FG	Pct	FG	Pct	FT	Pct	Off	Def	Tot	Avg											
2018-19 (SBU)	34	34	1273	37.4	177	401	.441	38	115	.330	98	117	.838	30	55	85	2.5	72	2	127	64	2	48	490	14.4
2019-20 (SBU)	31	31	1189	38.4	159	377	.422	37	110	.336	83	103	.806	19	62	81	2.6	60	1	186	80	4	44	438	14.1
2020-21 (SBU)	21	21	806	38.4	103	249	.414	18	75	.240	78	96	.813	14	60	74	3.5	48	0	115	52	2	29	302	14.4
2021-22 (SBU)	30	30	1154	38.5	136	338	.402	29	103	.282	82	100	.820	24	84	108	3.6	61	1	176	78	3	60	383	12.8
Totals	116	116	4422	38.1	575	1365	.421	122	403	.303	341	416	.820	87	261	348	3.0	241	4	604	274	11	181	1613	13.9

KYLE LOFTON

2020-21, Junior Season (SBU)

- Earned first-team Atlantic 10 and NABC All-District honors for the second consecutive season after averaging 14.4 points, 5.5 assists and in 38.4 minutes per game, all team highs.
- Started all 21 games and scored in double figures 17 times, handing out five or more assists 16 times while shooting over 41 percent from the floor and 81 percent from the foul line.
- Led the Bonnies to an Atlantic 10 Championship victory over VCU with a game-high 23 points, adding six assists and a season-high four three-pointers.
- Pulled down a career-high 10 rebounds in the Atlantic 10 semifinal win over Saint Louis.
- Matched a career-high with 11 assists, also hauling in a career-best eight rebounds, in a win over Saint Joseph's.
- Drilled the game-winning shot with less than three seconds to play, a three-pointer from the top of the key, to send the Bonnies past preseason A-10 favorite Richmond on the road as part of a 16-point effort.

2019-20, Sophomore Season (SBU)

- Earned first-team All-Atlantic 10 and All-District honors after leading the team in scoring (14.1 ppg) with an Atlantic 10-best 6.0 assists per game while leading the nation in minutes played at 38.4.
- Started all 31 games at point guard and scored in double figures 25 times, including three 20-point efforts, including a season-high 32 vs. Buffalo.
- Shot 45 percent from the floor including 41 percent from long range in A-10 games.
- Scored 32 points and shot 7-for-8 from 3-point range in a win vs. George Mason.
- Handed out 186 total assists, ranking third in program single

- season history.
- Became first SBU player to hand out double-digit assists in three straight games since 2003.
 - First two career double-doubles in back-to-back games: vs. Gan-non (14 points, 11 assists) and vs. Niagara (12 points, 11 assists).
 - Finished with 14 points and drilled the clinching three-pointer in Boca Beach Classic Championship Game win at FAU.

2018-19, Freshman Season (SBU)

- Averaged 14.4 points and 3.7 assists to earn Atlantic 10 All-Rookie Team honors, totaling a team-high 490 points.
- Named to the A-10 All-Tournament Team after he averaged 16.3 points, 2.7 rebounds and 4.7 assists over three games.
- Twice named the A-10 Rookie of the Week (1/26, 2/17).
- Ranked eighth in the A-10 in assists (3.7 per game), ninth in steals (1.4), fifth in assist-to-turnover ratio (2.0), sixth in free throw percentage (.838) and second in minutes played (37.4).
- Scored in double figures in 27 of 34 games with eight games of 20-plus points.
- Scored a season-high 32 points, going 7-8 from three-point range, in win over George Mason.

Prep School

- Helped Putnam Science Academy win the first national prep championship in school history.
- In the title game, a 74-66 overtime win over Northfield Mount Hermon, he had 10 points, four assists and four steals.
- The Mustangs finished the 2017-18 season with a record of 38-4, including a school record 24-game win streak.

High School

- Attended Union Catholic (N.J.) High School, graduating in 2017.

- Averaged 13 points, 2.1 rebounds and 1.3 assists per game as a senior as Union finished 17-11, falling in the second round of the state playoffs.

Personal

- Parents are Kim and Calvin Lofton. Calvin is a teacher and rec center leader, and Kim is a counselor.
- The youngest of four children with brothers Calvin Jr., Zarah and Ashton.
- Majored in Sociology.
- A fan of Carmelo Anthony, the Baltimore Ravens and Ray Lewis.
- Long-term career interest is sports medicine and athletic training.

Game Highs	
Points	32, at Buffalo (12/30/19)
Rebounds	10, vs. Saint Louis (3/6/21)
Field Goals	15, at Buffalo (12/30/19)
Field Goal Attempts	30, at Buffalo (12/30/19)
3-Point Field Goals	7, vs. George Mason (2/17/19)
3-Point FG Attempts	8, 2x, last at Saint Joseph's (2/11/20)
Free Throws	12, vs. Duquesne (1/15/21)
Free Throw Attempts	14, vs. Duquesne (1/15/21)
Assists	17, vs. UMass (2/16/22)
Steals	6, at VCU (3/1/22)
Blocked Shots	1, 11x, last vs. Saint Louis (3/11/22)
Minutes Played	50, 2x, last vs. Dayton (1/19/19)



Gabriella Whisler/UA Photo



KYLE LOFTON

Lofton Game-By-Game

2018-19 (St. Bonaventure)	Date	GS	Min	FG	FGA	Pct	3FG	FGA	Pct	FT	FTA	Pct	Off	Def	Tot	Avg	PF	FO	A	TO	Blk	Stl	Pts	Avg
BUCKNELL	11/07/18	*	35	4	8	.500	0	1	.000	10	11	.909	0	2	2	2.0	2	0	4	5	0	0	18	18.0
JACKSONVILLE STATE	11/10/18	*	28	4	8	.500	0	1	.000	8	8	1.000	2	2	4	3.0	3	0	3	4	0	4	16	17.0
at Niagara	11/12/18	*	29	3	6	.500	1	2	.500	0	0	.000	2	2	4	3.3	5	1	4	1	0	1	7	13.7
vs Georgia State	11/19/18	*	34	5	13	.385	3	4	.750	0	0	.000	1	2	3	3.3	0	0	4	4	0	1	13	13.5
vs Boise State	11/20/18	*	38	8	17	.471	0	3	.000	4	4	1.000	3	1	4	3.4	0	0	2	2	0	1	20	14.8
vs Akron	11/21/18	*	40	6	12	.500	0	0	.000	1	4	.250	1	2	3	3.3	4	0	4	2	0	2	13	14.5
CANISIUS	11/28/18	*	40	5	12	.417	3	6	.500	0	0	.000	0	3	3	3.3	1	0	9	0	0	0	13	14.3
DELTA STATE	12/01/18	*	38	5	8	.625	2	4	.500	0	0	.000	0	2	2	3.1	0	0	3	2	0	2	12	14.0
SIENA	12/05/18	*	36	2	6	.333	0	1	.000	2	3	.667	1	0	1	2.9	1	0	4	0	0	0	6	13.1
BUFFALO	12/08/18	*	36	6	18	.333	0	4	.000	3	3	1.000	0	4	4	3.0	3	0	6	1	0	0	15	13.3
at Vermont	12/18/18	*	50	9	17	.529	1	5	.200	4	4	1.000	1	1	2	2.9	4	0	4	1	1	3	23	14.2
at Northeastern	12/21/18	*	35	3	7	.429	1	1	1.000	4	4	1.000	0	0	0	2.7	5	1	1	1	0	1	11	13.9
at Syracuse	12/29/18	*	39	5	10	.500	0	2	.000	2	4	.400	2	1	3	2.7	2	0	3	4	0	2	12	13.8
at George Mason	01/06/19	*	40	8	12	.667	1	2	.500	0	0	.000	1	1	2	2.6	4	0	6	4	0	2	17	14.0
SAINT JOSEPH'S	01/09/19	*	39	5	10	.500	0	4	.000	1	2	.500	0	1	1	2.5	1	0	6	1	0	0	11	13.8
FORDHAM	01/12/19	*	40	4	6	.667	0	1	.000	4	4	1.000	0	2	2	2.5	0	0	3	1	0	2	12	13.7
at Rhode Island	01/16/19	*	40	4	16	.250	0	4	.000	2	3	.667	2	0	2	2.5	1	0	2	6	0	0	10	13.5
DAYTON	01/19/19	*	50	4	14	.286	2	5	.400	1	2	.500	0	1	1	2.4	2	0	7	1	0	1	11	13.3
at UMass	01/23/19	*	40	8	13	.615	3	6	.500	5	6	.833	0	1	1	2.3	0	0	2	3	0	1	24	13.9
at Richmond	01/26/19	*	40	8	18	.444	2	4	.500	3	3	1.000	1	4	5	2.5	3	0	2	1	0	0	21	14.3
DAVIDSON	02/01/19	*	40	10	18	.556	2	7	.286	2	3	.667	2	1	3	2.5	1	0	3	0	0	4	24	14.7
at Duquesne	02/06/19	*	29	7	15	.467	0	5	.000	2	2	1.000	0	1	1	2.4	4	0	2	2	0	1	16	14.8
VCU	02/09/19	*	33	3	15	.200	0	3	.000	1	2	.500	3	2	5	2.5	2	0	1	2	0	2	7	14.4
at Saint Joseph's	02/12/19	*	28	3	11	.273	1	3	.333	1	2	.500	0	4	4	2.6	4	0	2	3	0	1	8	14.2
GEORGE MASON	02/17/19	*	38	10	15	.667	7	8	.875	5	5	1.000	0	3	3	2.6	1	0	7	2	0	2	32	14.9
LA SALLE	02/20/19	*	40	7	10	.700	1	4	.250	3	3	1.000	1	3	4	2.7	2	0	3	4	0	4	18	15.0
at Fordham	02/23/19	*	39	4	9	.444	1	2	.500	0	1	.000	0	0	0	2.6	2	0	3	0	0	3	9	14.8
DUQUESNE	02/27/19	*	39	3	9	.333	0	3	.000	4	5	.800	1	0	1	2.5	1	0	6	1	0	1	10	14.6
at George Washington	03/02/19	*	22	3	8	.375	0	3	.000	4	5	.800	1	1	2	2.5	4	0	1	2	0	0	10	14.4
at Davidson	03/06/19	*	39	3	9	.333	0	3	.000	2	2	1.000	0	2	2	2.5	3	0	5	1	0	3	8	14.2
SAINT LOUIS	03/09/19	*	40	3	10	.300	1	2	.500	7	8	.875	0	3	3	2.5	1	0	1	1	0	2	14	14.2
vs George Mason	03/15/19	*	40	6	12	.500	4	6	.667	4	4	1.000	1	2	3	2.5	2	0	5	1	0	0	20	14.4
vs Rhode Island	03/16/19	*	39	7	15	.467	2	4	.500	7	7	1.000	1	0	1	2.5	2	0	5	1	0	0	23	14.7
vs Saint Louis	03/17/19	*	40	2	14	.143	0	2	.000	2	2	1.000	3	1	4	2.5	2	0	4	0	1	2	6	14.4
Totals	34 Games	34	1273	177	401	.441	38	115	.330	98	117	.838	30	55	85	2.5	72	2	127	64	2	48	490	14.4

2019-20 (St. Bonaventure)	Date	GS	Min	FG	FGA	Pct	3FG	FGA	Pct	FT	FTA	Pct	Off	Def	Tot	Avg	PF	FO	A	TO	Blk	Stl	Pts	Avg
OHIO	11/05/19	*	39	3	11	.273	0	2	.000	2	2	1.000	0	2	2	2.0	2	0	3	3	0	1	8	8.0
VERMONT	11/08/19	*	40	4	13	.308	1	6	.167	5	6	.833	2	3	5	3.5	2	0	6	1	0	1	14	11.0
at Siena	11/12/19	*	37	5	11	.455	2	5	.400	2	2	1.000	1	1	2	3.0	5	1	7	2	1	1	14	12.0
vs Rutgers	11/16/19	*	40	5	15	.333	0	5	.000	7	7	1.000	0	1	1	2.5	4	0	8	1	0	2	17	13.3
at Canisius	11/23/19	*	40	6	13	.462	1	3	.333	5	6	.833	0	1	1	2.2	1	0	3	3	1	4	18	14.2
MERCER	11/26/19	*	40	3	8	.375	0	1	.000	4	4	1.000	1	3	4	2.5	2	0	4	1	0	0	10	13.5
vs San Diego	12/01/19	*	39	4	14	.286	0	4	.000	3	3	1.000	1	3	4	2.7	0	0	5	4	0	0	11	13.1
at Florida Atlantic	12/02/19	*	40	6	15	.400	1	2	.500	1	2	.500	2	2	4	2.9	2	0	6	0	0	1	14	13.3
HOFSTRA	12/07/19	*	36	3	13	.231	1	6	.167	0	0	.000	0	1	1	2.7	1	0	11	1	0	1	7	12.6
GANNON	12/14/19	*	34	4	7	.571	2	4	.500	4	4	1.000	0	3	3	2.7	0	0	11	3	1	2	14	12.7
NIAGARA	12/18/19	*	39	3	8	.375	2	4	.500	4	4	1.000	0	2	2	2.6	3	0	11	4	0	1	12	12.6
at Middle Tennessee	12/21/19	*	40	6	17	.353	0	1	.000	2	2	1.000	0	2	2	2.6	3	0	3	2	0	2	14	12.8
at Buffalo	12/30/19	*	38	15	30	.500	2	6	.333	0	1	.000	2	3	5	2.8	1	0	8	5	0	1	32	14.2
at George Washington	01/05/20	*	40	5	11	.455	1	3	.333	6	9	.667	0	5	5	2.9	0	0	8	2	0	1	17	14.4
at George Mason	01/08/20	*	40	7	18	.389	2	4	.500	1	1	1.000	2	3	5	3.1	1	0	5	2	0	3	17	14.6
FORDHAM	01/11/20	*	31	6	7	.857	1	2	.500	4	4	1.000	0	1	1	2.9	4	0	7	4	0	1	17	14.8
vs UMass	01/15/20	*	39	7	15	.467	3	5	.600	2	4	.500	1	1	2	2.9	1	0	6	2	0	1	19	15.0
at VCU	01/18/20	*	35	2	8	.250	0	1	.000	2	2	1.000	0	1	1	2.8	1	0	5	1	0	3	6	14.5
at Dayton	01/22/20	*	36	3	9	.333	0	2	.000	4	5	.800	0	0	0	2.6	1	0	5	1	0	0	10	14.3
RHODE ISLAND	01/25/20	*	40	7	12	.583	1	2	.500	0	0	.000	0	2	2	2.6	2	0	3	5	0	0	15	14.3
at Fordham	01/29/20	*	45	0	9	.000	0	3	.000	6	6	1.000	0	5	5	2.7	2	0	5	3	0	2	6	13.9
GEORGE MASON	02/01/20	*	40	6	11	.545	2	4	.500	3	4	.750	0	1	1	2.6	0	0	7	4	0	3	17	14.0
GEORGE WASHINGTON	02/05/20	*	38	2	9	.222	0	2	.000	1	2	.500	1	2	3	2.7	2	0	5	2	0	0	5	13.7
at Duquesne	02/08/20	*	35	7	11	.636	5	6	.833	2	4	.500	1	1	2	2.6	4	0	7	2	0	1	21	14.0
at Saint Joseph's	02/11/20	*	35	7	13	.538	4	8	.500	2	3	.667	1	5	6	2.8	2	0	3	2	0	0	20	14.2
DAVIDSON	02/14/20	*	36	6	12	.500	1	3	.333	2	3	.667	1	0	1	2.7	3	0	6	3	1	1	15	14.2
RICHMOND	02/22/20	*	40	6	10	.600	1	2	.500	0	1	.000	0	0	0	2.6	1	0	7	6	0	1	13	14.2
DUQUESNE	02/26/20	*	40	6	12	.500	1	3	.333	1	3	.333	1	4	5	2.7	3	0	7	5	0	3	14	14.2
at La Salle	02/29/20	*	40	7	13	.538	2	6	.333	1	1	1.000	1	1	2	2.7	4	0	6	4	0	3	17	14.3
SAINT JOSEPH'S	03/04/20	*	39	6	11	.545	1	3	.333	2	2	1.000	0	3	3	2.7	2	0	5	1	0	3	15	14.3
at Saint Louis	03/07/20	*	38	2	11	.182	0	2	.000	5	6	.833	1	0	1	2.6	1	0	3	1	0	1	9	14.1
Totals	31 Games	31	1189	159	377	.422	37	110	.336	83	10	.806	19	62	81	2.6	60	1	186	80	4	44	438	14.1




KYLE LOFTON

2020-21 (St. Bonaventure)	Date	GS	Min	FG	FGA	Pct	3FG	FGA	Pct	FT	FTA	Pct	Off	Def	Tot	Avg	PF	FO	A	TO	Blk	Stl	Pts	Avg
vs Akron	12/15/20	*	39	5	10	.500	0	3	.000	7	8	.875	0	4	4	4.0	3	0	5	4	0	1	17	17.0
HOFSTRA	12/19/20	*	34	6	12	.500	1	4	.250	3	5	.600	0	4	4	4.0	2	0	9	1	0	0	16	16.5
at Rhode Island	12/30/20	*	39	6	12	.500	0	2	.000	1	1	1.000	1	1	2	3.3	4	0	1	6	0	4	13	15.3
at Richmond	01/02/21	*	37	5	9	.556	1	3	.333	5	6	.833	0	1	1	2.8	4	0	3	3	0	1	16	15.5
SAINT JOSEPH'S	01/06/21	*	40	0	7	.000	0	3	.000	4	4	1.000	1	7	8	3.8	0	0	11	2	0	1	4	13.2
at Fordham	01/13/21	*	34	6	14	.429	1	6	.167	1	1	1.000	1	1	2	3.5	3	0	6	4	0	0	14	13.3
DUQUESNE	01/15/21	*	40	8	16	.500	0	4	.000	12	14	.857	0	2	2	3.3	2	0	2	3	0	1	28	15.4
VCU	01/20/21	*	40	4	9	.444	0	1	.000	4	5	.800	0	2	2	3.1	2	0	3	3	0	2	12	15.0
at Duquesne	01/23/21	*	35	6	14	.429	0	3	.000	5	7	.714	0	2	2	3.0	3	0	5	1	0	1	17	15.2
GEORGE MASON	01/30/21	*	40	8	12	.667	0	3	.000	4	6	.667	2	2	4	3.1	2	0	5	3	0	0	20	15.7
at Saint Louis	02/06/21	*	40	6	17	.353	0	2	.000	5	5	1.000	1	4	5	3.3	4	0	5	2	0	5	17	15.8
LA SALLE	02/09/21	*	40	5	8	.625	3	3	1.000	5	6	.833	0	1	1	3.1	2	0	8	2	0	2	18	16.0
at VCU	02/12/21	*	38	3	6	.500	0	1	.000	2	5	.400	1	2	3	3.1	3	0	3	3	0	1	8	15.4
DAVIDSON	02/21/21	*	40	6	13	.462	3	5	.600	3	3	1.000	2	2	4	3.1	3	0	6	3	0	0	18	15.6
at Davidson	02/24/21	*	40	3	13	.231	1	3	.333	0	0	.000	0	3	3	3.1	0	0	5	2	0	2	7	15.0
GEORGE WASHINGTON	02/26/21	*	33	5	12	.417	2	6	.333	0	0	.000	0	2	2	3.1	0	0	10	0	0	2	12	14.8
DAYTON	03/01/21	*	39	3	12	.250	1	5	.200	2	2	1.000	2	0	2	3.0	4	0	6	2	0	2	9	14.5
vs Duquesne	03/05/21	*	40	4	11	.364	1	6	.167	2	4	.500	1	4	5	3.1	2	0	5	4	0	3	11	14.3
vs Saint Louis	03/06/21	*	40	5	10	.500	0	3	.000	2	2	1.000	1	9	10	3.5	0	0	6	2	1	0	12	14.2
vs VCU	03/14/21	*	39	6	14	.429	4	5	.800	7	7	1.000	0	5	5	3.6	3	0	6	2	0	1	23	14.6
vs LSU	03/20/21	*	39	3	18	.167	0	4	.000	4	5	.800	1	2	3	3.5	2	0	5	0	1	0	10	14.4
Totals	21 Games	21	806	103	249	.414	18	75	.240	78	96	.813	14	60	74	3.5	48	0	115	52	2	29	302	14.4

2021-22 (St. Bonaventure)	Date	GS	Min	FG	FGA	Pct	3FG	FGA	Pct	FT	FTA	Pct	Off	Def	Tot	Avg	PF	FO	A	TO	Blk	Stl	Pts	Avg
SIENA	11/09/21	*	38	7	14	.500	0	2	.000	3	4	.750	1	5	6	6.0	1	0	6	1	0	1	17	17.0
CANISIUS	11/14/21	*	40	4	15	.267	1	6	.167	8	9	.889	0	5	5	5.5	3	0	4	2	0	2	17	17.0
vs Boise State	11/18/21	*	40	6	14	.429	0	3	.000	5	6	.833	0	1	1	4.0	4	0	7	4	0	0	17	17.0
vs Clemson	11/19/21	*	40	7	16	.438	4	5	.800	4	4	1.000	0	4	4	4.0	2	0	4	2	0	1	22	18.3
vs Marquette	11/21/21	*	36	5	10	.500	0	4	.000	2	2	1.000	0	3	3	3.8	3	0	4	3	0	2	12	17.0
NORTHERN IOWA	11/27/21	*	40	4	11	.364	3	6	.500	10	11	.909	0	2	2	3.5	1	0	7	2	0	4	21	17.7
COPPIN STATE	12/01/21	*	39	3	8	.375	2	5	.400	8	8	1.000	1	5	6	3.9	1	0	9	1	0	1	16	17.4
vs Virginia Tech	12/17/21	*	26	1	4	.250	1	2	.500	0	0	.000	0	3	3	3.8	2	0	3	5	0	2	3	15.6
at La Salle	01/11/22	*	44	6	15	.400	1	4	.250	5	8	.625	2	2	4	3.8	3	0	8	5	0	0	18	15.9
VCU	01/14/22	*	38	3	8	.375	2	6	.333	5	6	.833	0	2	2	3.6	0	0	6	3	1	5	13	15.6
at Dayton	01/18/22	*	32	3	11	.273	1	7	.143	0	0	.000	0	0	0	3.3	2	0	5	1	0	0	7	14.8
at Duquesne	01/21/22	*	39	1	7	.143	1	1	.000	0	1	.000	0	3	3	3.3	3	0	3	2	0	2	3	13.8
at George Mason	01/26/22	*	39	5	11	.455	1	4	.250	4	6	.667	1	2	3	3.2	3	0	4	1	0	4	15	13.9
SAINT JOSEPH'S	01/29/22	*	40	4	12	.333	0	0	.000	5	6	.833	1	6	7	3.5	0	0	4	3	0	0	13	13.9
DAVIDSON	02/01/22	*	40	7	15	.467	1	3	.333	4	6	.667	3	6	9	3.9	3	0	8	1	0	4	19	14.2
at Richmond	02/04/22	*	38	3	7	.429	2	3	.667	0	0	.000	0	0	0	3.6	1	0	6	3	0	1	8	13.8
FORDHAM	02/08/22	*	39	8	15	.533	0	2	.000	3	3	1.000	2	3	5	3.7	1	0	1	5	0	3	19	14.1
at Saint Louis	02/11/22	*	40	7	12	.583	0	2	.000	2	2	1.000	0	2	2	3.6	0	0	8	2	1	4	16	14.2
SAINT LOUIS	02/14/22	*	38	2	6	.333	0	2	.000	0	0	.000	0	1	1	3.5	1	0	8	2	0	1	4	13.7
UMASS	02/16/22	*	40	3	4	.750	2	3	.667	3	4	.750	0	1	1	3.4	2	0	17	3	0	5	11	13.6
DUQUESNE	02/19/22	*	31	3	9	.333	0	1	.000	0	0	.000	2	6	8	3.6	1	0	6	1	0	1	6	13.2
RHODE ISLAND	02/22/22	*	39	4	11	.364	1	4	.250	3	3	1.000	1	1	2	3.5	1	0	5	2	0	4	12	13.1
at Saint Joseph's	02/26/22	*	40	6	20	.300	0	5	.000	0	0	.000	3	5	8	3.7	1	0	4	2	0	1	12	13.1
at VCU	03/01/22	*	38	4	11	.364	0	2	.000	0	0	.000	1	0	1	3.6	3	0	5	8	0	6	8	12.9
RICHMOND	03/04/22	*	40	6	11	.545	1	1	1.000	2	3	.667	0	4	4	3.6	1	0	3	1	0	0	15	13.0
vs Saint Louis	03/11/22	*	40	5	15	.333	0	4	.000	0	2	.000	3	0	3	3.6	4	0	4	4	1	2	10	12.8
at Colorado	03/15/22	*	40	6	12	.500	2	5	.400	1	1	1.000	0	1	1	3.5	3	0	8	2	0	1	15	12.9
at Oklahoma	03/20/22	*	40	4	9	.444	2	3	.667	0	0	.000	0	4	4	3.5	3	0	3	3	0	0	10	12.8
at Virginia	03/22/22	*	40	3	10	.300	0	3	.000	3	3	1.000	0	5	5	3.6	3	0	5	2	0	3	9	12.7
vs Xavier	03/29/22	*	40	6	15	.400	1	5	.200	2	2	1.000	3	2	5	3.6	5	1	11	2	0	0	15	12.8
Totals	30 Games	30	1154	136	338	.402	29	103	.282	82	100	.820	24	84	108	3.6	61	1	176	78	3	60	383	12.8

20 JACK MAY



Redshirt Sophomore | Guard | 1L | 6-4 | 195 | Boca Raton, Fla. | Saint Andrew's School

Overview

- Has appeared in three games for the Gators, most often serving as a member of the scout team.
- Brings winning experience to the Gators as a walk-on.
- While growing up, his father, Dusty, was on former UF head coach Mike White's staff for seven seasons at Louisiana Tech (2011-15) and Florida (2015-18). Dusty has been Florida Atlantic's head coach since 2018.

2021-22, Redshirt Season

- Took a developmental redshirt season.

2020-21, Freshman Season

- Saw the court in three games during his freshman campaign.
- Made his Florida debut vs. Stetson and grabbed one rebound.
- Also saw the floor in the Gators' rout of sixth-ranked Tennessee.

Prep

- Helped Saint Andrew's to the 2020 3A state championship, getting a pair of key baskets and a steal in the final minutes of the game.
- Named to Palm Beach Post's All-County second team for small schools.
- Averaged 10.6 points per game as a senior.
- Also ran cross country.

Personal

- Parents are Dusty and Anna, and his brothers are Charlie and Eli.
- Came to Florida because of the family environment.
- Has lived in seven different states.

May Career Statistics

Year	GP	GS	Min	Avg	FG	Total FGA	Pct	3-Point FG	3-Point FGA	Pct	F-Throw FT	F-Throw FTA	Pct	Rebounds Off	Rebounds Def	Tot	Avg	PF	FO	Ast	TO	Blk	Stl	Pts	Avg
2020-21	3	0	3	1.0	0	0	.000	0	0	.000	0	0	.000	0	1	1	0.3	1	0	0	0	0	0	0	0.0

May SEC Statistics

Year	GP	GS	Min	Avg	FG	Total FGA	Pct	3-Point FG	3-Point FGA	Pct	F-Throw FT	F-Throw FTA	Pct	Rebounds Off	Rebounds Def	Tot	Avg	PF	FO	Ast	TO	Blk	Stl	Pts	Avg
2020-21	2	0	2	0.9	0	0	.000	0	0	.000	0	0	.000	0	0	0	0.0	0	0	0	0	0	0	0	0.0

JACK MAY



Game Highs

Rebounds


1, vs. Stetson (12/6/20)

Minutes Played

1, 3x, last vs. Tennessee (1/19/21)

May Game-By-Game

2020-21	Date	GS	Min	FG	FGA	Pct	3FG	FGA	Pct	FT	FTA	Pct	Off	Def	Tot	Avg	PF	FO	A	TO	Blk	Stl	Pts	Avg
STETSON	12/06/20		1	0	0	.000	0	0	.000	0	0	.000	0	1	1	1.0	1	0	0	0	0	0	0	0.0
at Alabama	01/05/21		1	0	0	.000	0	0	.000	0	0	.000	0	0	0	0.5	0	0	0	0	0	0	0	0.0
TENNESSEE	01/19/21		1	0	0	.000	0	0	.000	0	0	.000	0	0	0	0.3	0	0	0	0	0	0	0	0.0
Totals	3 Games	0	3	0	0	.000	0	0	.000	0	0	.000	0	1	1	0.3	1	0	0	0	0	0	0	0.0



Courtney Culbreth/UAA Photo

14 KOWACIE REEVES

Sophomore | Guard | 1L | 6-6 | 192 | Macon, Ga. | Westside HS

Overview

- High upside wing guard who saw his trajectory rise over the course of his freshman campaign.
- Averaged 5.5 points with 32 made 3-pointers as a freshman.
- The rangy guard brings top-notch shooting with a quick release and a high motor coupled with an outstanding work ethic.
- A Rivals five-star recruit and ESPN and 247 four-star prospect, rated in the top 30 overall and the No. 6 shooting guard by both Rivals and 247.

2021-22, Freshman Season

- Averaged 5.5 points per game and knocked down 32 3-pointers, appearing in 29 games with 10 starts.
- Scored 21 points, all after halftime, to spearhead the Gators' rally attempt in the SEC Tournament against Texas A&M. Hit two 3-pointers, including a four-point play, in the final 40 seconds to force overtime.
- Had a 14-point outing in the NIT win vs. Iona, hitting a trio of 3-pointers.
- Earned his first career start vs. LSU and hit a big 3-pointer that capped a 10-0 Florida run.
- Followed that with a breakout 14-point performance in the win at South Carolina, shooting 4-for-6 from the field and 2-for-3 from 3-point range.
- Made it back-to-back 14-point games adding another against Mississippi State, shooting 3-for-6 from

3-point range.

- Made his collegiate debut in the season-opening win vs. Elon and scored his first points on a 3-pointer vs. Milwaukee.

Prep

- Averaged 27.0 points and 9.9 rebounds per game as a senior, the second-highest scoring average in the state of Georgia.
- Nominee for McDonald's All-American and Gatorade Player of the Year honors, and a top-five finalist for Georgia's Mr. Basketball.
- Iverson Classic participant
- Scored 28 points in Westside's 2021 regional game

Personal

- Son of Shunts and Kowacie Reeves and brother to Kacie.
- Also played baseball and football growing up.
- Came to Florida because all the aspects are great – socially, academically and athletically.

Reeves Career Statistics

Year	GP		GS	Min	Avg	Total			3-Point			F-Throw			Rebounds					PF	FO	Ast	TO	Blk	Stl	Pts	Avg
	FG	FGA				FG	FGA	Pct	FG	FGA	Pct	FT	FTA	Pct	Off	Def	Tot	Avg									
2021-22	29	10		451	15.6	50	132	.379	32	96	.333	27	36	.750	14	28	42	1.4		25	0	11	18	4	14	159	5.5

Reeves SEC Statistics

Year	GP		GS	Min	Avg	Total			3-Point			F-Throw			Rebounds					PF	FO	Ast	TO	Blk	Stl	Pts	Avg
	FG	FGA				FG	FGA	Pct	FG	FGA	Pct	FT	FTA	Pct	Off	Def	Tot	Avg									
2021-22	18	7		263	14.6	22	65	.338	17	52	.327	14	18	.778	4	12	16	0.9		15	0	6	7	4	3	75	4.2



KOWACIE REEVES

Reeves Game-By-Game

2021-22	Date	GS	Min	FG	FGA	Pct	3FG	FGA	Pct	FT	FTA	Pct	Off	Def	Tot	Avg	PF	FO	A	TO	Blk	Stl	Pts	Avg
ELON	11/09/21		8	0	3	.000	0	1	.000	0	0	.000	2	1	3	3.0	2	0	1	1	0	0	0	0.0
MILWAUKEE	11/18/21		9	1	3	.333	1	2	.500	0	0	.000	0	1	1	2.0	0	0	0	0	0	0	3	1.5
vs California	11/22/21		7	0	0	.000	0	0	.000	0	0	.000	0	1	1	1.7	0	0	0	1	0	2	0	1.0
TROY	11/28/21		13	3	8	.375	2	6	.333	0	0	.000	0	2	2	1.8	0	0	0	2	0	1	8	2.8
NORTH FLORIDA	12/08/21		11	0	3	.000	0	2	.000	2	2	1.000	0	0	0	1.4	0	0	0	1	0	1	2	2.6
vs South Fla.	12/18/21		6	1	2	.500	1	2	.500	0	0	.000	0	0	0	1.2	0	0	0	1	0	0	3	2.7
STONY BROOK	12/22/21		23	3	8	.375	1	4	.250	1	1	1.000	1	3	4	1.6	0	0	1	1	0	1	8	3.4
ALABAMA	01/05/22		6	0	0	.000	0	0	.000	1	2	.500	0	0	0	1.4	0	0	1	0	0	0	1	3.1
at Auburn	01/08/22		9	0	0	.000	0	0	.000	0	0	.000	0	0	0	1.2	1	0	0	0	0	1	0	2.8
LSU	01/12/22	*	14	1	2	.500	1	2	.500	0	0	.000	0	0	0	1.1	0	0	1	0	0	0	3	2.8
at South Carolina	01/15/22	*	23	4	6	.667	2	3	.667	4	5	.800	1	1	2	1.2	0	0	0	0	0	2	14	3.8
MISSISSIPPI ST.	01/19/22	*	27	4	7	.571	3	6	.500	3	4	.750	0	2	2	1.3	2	0	1	2	1	0	14	4.7
VANDERBILT	01/22/22	*	28	2	9	.222	2	7	.286	1	2	.500	1	0	1	1.2	3	0	0	0	0	0	7	4.8
at Ole Miss	01/24/22	*	18	0	4	.000	0	4	.000	5	5	1.000	1	0	1	1.2	2	0	0	1	1	0	5	4.9
at Tennessee	01/26/22	*	22	2	6	.333	2	5	.400	0	0	.000	0	2	2	1.3	1	0	1	0	0	0	6	4.9
OKLAHOMA ST.	01/29/22	*	26	4	8	.500	1	4	.250	2	2	1.000	2	0	2	1.3	2	0	0	1	0	1	11	5.3
at Missouri	02/02/22	*	12	1	2	.500	1	2	.500	0	0	.000	0	1	1	1.3	1	0	0	2	0	0	3	5.2
OLE MISS	02/05/22		14	2	3	.667	2	3	.667	0	0	.000	0	1	1	1.3	0	0	1	0	0	0	6	5.2
GEORGIA	02/09/22		19	3	5	.600	2	4	.500	0	0	.000	1	0	1	1.3	2	0	1	0	0	0	8	5.4
at Kentucky	02/12/22		15	1	5	.200	0	2	.000	0	0	.000	0	0	0	1.2	1	0	0	0	0	0	2	5.2
at Texas A&M	02/15/22		8	0	6	.000	0	4	.000	0	0	.000	0	0	0	1.1	0	0	0	0	0	0	0	5.0
AUBURN	02/19/22		7	0	1	.000	0	1	.000	0	0	.000	0	1	1	1.1	0	0	0	0	1	0	0	4.7
ARKANSAS	02/22/22		8	0	2	.000	0	2	.000	0	0	.000	0	0	0	1.1	1	0	0	0	0	0	0	4.5
at Georgia	02/26/22		12	1	2	.500	1	2	.500	0	0	.000	0	1	1	1.1	0	0	0	1	0	0	3	4.5
at Vanderbilt	03/01/22		13	1	3	.333	1	3	.333	0	0	.000	0	3	3	1.2	1	0	0	2	0	0	3	4.4
KENTUCKY	03/05/22		9	0	2	.000	0	2	.000	0	0	.000	0	0	0	1.1	0	0	0	0	0	0	0	4.2
vs Texas A&M	03/10/22		29	6	11	.545	3	7	.429	6	8	.750	3	3	6	1.3	1	0	1	1	0	1	21	4.9
IONA	03/16/22	*	30	5	10	.500	3	8	.375	1	3	.333	2	4	6	1.5	1	0	0	1	0	1	14	5.2
at Xavier	03/20/22	*	25	5	11	.455	3	8	.375	1	2	.500	0	1	1	1.4	4	0	2	1	0	3	14	5.5
Totals	29 Games	10	451	50	132	.379	32	96	.333	27	36	.750	14	28	42	1.4	25	0	11	18	4	14	159	5.5



Hannah White/UAA Photo

Game Highs

Points	21, vs. Texas A&M (3/10/22)
Rebounds	6, 2x, last vsx Iona (3/16/22)
Field Goals	6, vs. Texas A&M (3/10/22)
Field Goal Attempts	11, 2x, last at Xavier (3/20/22)
3-Point Field Goals	3, 4x, last at Xavier (3/20/22)
3-Point FG Attempts	8, 2x, last at Xavier (3/20/22)
Free Throws	6, vs. Texas A&M (3/10/22)
Free Throw Attempts	8, vs. Texas A&M (3/10/22)
Assists	2, at Xavier (3/20/22)
Steals	3, at Xavier (3/20/22)
Blocked Shots	1, 4x, last at Georgia (2/26/22)
Minutes Played	30, vs. Iona (3/16/22)

5 WILL RICHARD



Sophomore | Guard | TR | 6-5 | 206 | Fairburn, Ga. | Belmont | Woodward Academy

Overview

- Averaged 12.1 points and 6.0 rebounds per game as a freshman at Belmont in 2021-22, helping the Bruins to a 25-8 overall record (15-3 Ohio Valley) and an NIT bid.
- Named to the Ohio Valley Conference's 2021-22 All-Newcomer team.
- Selected as a participant in Damian Lillard's Formula Zero camp in Summer 2022.

Honors

- 2022 Ohio Valley All-Newcomer Team

2021-22, Freshman Season (Belmont)

- Averaged 12.1 points and 6.0 rebounds with 30 starts in 33 appearances, posting a .468 field goal percentage and .804 free throw percentage.

- Scored in double figures in 23 of 33 games, including 12 games with 15+ points.
- Posted a personal-best 23 points at Samford and had 22 at Vanderbilt in the NIT.
- Had two double-doubles, posting 11 points and 14 rebounds vs. Drake and 14 points and 10 rebounds at Tennessee Tech.
- Added 41 steals and 27 blocked shots.

Prep

- Member of Woodward Academy's 2020 Georgia 4A state championship team as a high school junior, then earned GHSA first-team All-State as a senior while averaging 24.0 points per game.

Richard Career Statistics

Year	GP		GS	Min	Avg	Total			3-Point			F-Throw			Rebounds				PF	FO	Ast	TO	Blk	Stl	Pts	Avg
						FG	FGA	Pct	FG	FGA	Pct	FT	FTA	Pct	Off	Def	Tot	Avg								
2021-22 (Belmont)	33		30	906	27.5	137	293	.468	47	144	.326	78	97	.804	52	146	198	6.0	62	0	60	46	27	41	399	12.1



WILL RICHARD

Richard Game-By-Game

2021-22 (Belmont)	Date	GS	Min	FG	FGA	Pct	3FG	FGA	Pct	FT	FTA	Pct	Off	Def	Tot	Avg	PF	FO	A	TO	Blk	Stl	Pts	Avg
at Ohio	11/09/21		9	1	1	1.000	0	0	.000	2	2	1.000	0	3	3	3.0	2	0	1	1	0	1	4	4.0
EVANSVILLE	11/13/21		20	4	5	.800	2	3	.667	1	3	.333	2	4	6	4.5	4	0	0	1	1	1	11	7.5
FURMAN	11/15/21		27	4	9	.444	2	5	.400	3	5	.600	2	6	8	5.7	3	0	1	0	1	0	13	9.3
at Kennesaw State	11/19/21	*	25	8	14	.571	1	3	.333	0	0	.000	3	2	5	5.5	0	0	4	2	1	2	17	11.3
at LSU	11/22/21	*	27	6	12	.500	4	8	.500	0	0	.000	2	3	5	5.4	4	0	3	1	1	1	16	12.2
vs Drake	11/25/21	*	30	3	7	.429	1	2	.500	4	4	1.000	1	13	14	6.8	2	0	1	1	0	0	11	12.0
vs Iona	11/26/21	*	33	0	4	.000	0	1	.000	6	6	1.000	0	6	6	6.7	3	0	2	2	0	1	6	11.1
vs Dayton	11/28/21	*	30	2	3	.667	0	1	.000	0	0	.000	2	3	5	6.5	2	0	2	1	0	2	4	10.3
LIPSCOMB	12/02/21	*	20	3	9	.333	2	5	.400	0	0	.000	1	2	3	6.1	2	0	1	1	2	0	8	10.0
at Samford	12/05/21	*	33	6	12	.500	2	6	.333	9	10	.900	3	6	9	6.4	2	0	0	1	2	2	23	11.3
at Saint Louis	12/07/21	*	31	6	9	.667	3	6	.500	0	0	.000	0	6	6	6.4	1	0	0	2	0	1	15	11.6
CHATTANOOGA	12/15/21	*	22	2	2	1.000	1	1	1.000	0	0	.000	0	3	3	6.1	4	0	2	2	3	1	5	11.1
BETHEL (IN)	12/18/21	*	31	5	10	.500	4	8	.500	5	6	.833	0	4	4	5.9	3	0	7	3	0	3	19	11.7
SE MISSOURI STATE	01/06/22	*	24	5	8	.625	2	4	.500	5	6	.833	2	2	4	5.8	0	0	3	1	0	3	17	12.1
at UT-Martin	01/08/22	*	27	2	6	.333	0	3	.000	2	2	1.000	2	3	5	5.7	0	0	4	1	2	1	6	11.7
TENNESSEE TECH	01/13/22	*	30	7	11	.636	2	6	.333	2	6	.333	5	3	8	5.9	1	0	2	1	0	0	18	12.1
MURRAY STATE	01/15/22	*	29	3	12	.250	0	5	.000	1	2	.500	3	6	9	6.1	3	0	0	2	0	0	7	11.8
at SIU Edwardsville	01/17/22	*	34	7	13	.538	0	3	.000	5	5	1.000	0	4	4	5.9	1	0	3	3	0	3	19	12.2
at Morehead State	01/20/22	*	38	3	12	.250	0	4	.000	7	9	.778	3	4	7	6.0	3	0	3	1	0	3	13	12.2
at Eastern Illinois	01/20/22	*	29	5	13	.385	3	8	.375	0	0	.000	1	4	5	6.0	3	0	6	1	1	1	13	12.3
at Appalachian State	01/27/22	*	34	5	9	.556	2	5	.400	4	4	1.000	3	4	7	6.0	3	0	3	7	1	2	16	12.4
UT-MARTIN	01/29/22	*	15	3	4	.750	3	4	.750	3	4	.750	0	2	2	6.0	2	0	1	0	0	1	12	12.4
at Tennessee State	02/03/22	*	21	2	7	.286	1	3	.333	0	0	.000	2	4	6	5.8	1	0	1	1	1	0	5	12.1
at Tennessee Tech	02/05/22	*	28	5	12	.417	2	8	.250	2	2	1.000	2	8	10	6.0	0	0	0	0	0	1	14	12.2
APPALACHIAN STATE	02/07/22	*	24	0	1	.000	0	1	.000	0	2	.000	0	3	3	5.9	1	0	0	0	0	0	0	11.7
MOREHEAD STATE	02/10/22	*	37	5	13	.385	0	4	.000	6	8	.750	1	7	8	6.0	1	0	0	2	0	2	16	11.8
at SE Missouri State	02/12/22	*	32	4	10	.400	1	7	.143	2	2	1.000	1	6	7	6.0	0	0	2	0	2	1	11	11.8
EASTERN ILLINOIS	02/17/22	*	21	3	10	.300	0	6	.000	0	0	.000	1	3	4	5.9	1	0	1	1	1	1	6	11.6
SIU EDWARDSVILLE	02/19/22	*	30	8	13	.615	2	5	.400	0	0	.000	1	5	6	5.9	2	0	5	2	0	3	18	11.8
at Murray State	02/24/22	*	32	4	11	.364	2	6	.333	0	0	.000	4	3	7	6.0	2	0	1	1	2	0	10	11.8
TENNESSEE STATE	02/26/22	*	19	6	11	.545	1	5	.200	0	0	.000	1	2	3	5.9	1	0	1	1	1	2	13	11.8
vs. Morehead State	03/04/22	*	29	3	7	.429	1	2	.500	4	4	1.000	2	6	8	5.9	4	0	0	3	2	1	11	11.8
at Vanderbilt	03/15/22	*	35	7	13	.538	3	6	.500	5	5	1.000	2	6	8	6.0	1	0	0	0	3	1	22	12.1
Totals	33 Games	30	906	137	293	.468	47	144	.326	78	97	.804	52	146	198	6.0	62	0	60	46	27	41	399	12.1




Hannah White/UAA Photo

Game Highs

Points	23, at Samford (12/5/21)
Rebounds	14, at Tennessee Tech (2/5/22)
Field Goals	8, 2x, last vs. SIUE (2/19/22)
Field Goal Attempts	14, at Kennesaw State (11/19/21)
3-Point Field Goals	4, 2x, last vs. Bethel (12/18/21)
3-Point FG Attempts	8, 4x, last at Tennessee Tech (2/5/22)
Free Throws	9, at Samford (12/5/21)
Free Throw Attempts	10, at Samford (12/5/21)
Assists	7, vs. Bethel (12/18/21)
Steals	3, 5x, last vs. SIUE (2/19/22)
Blocked Shots	3, 2x, last at Vanderbilt (3/15/22)
Minutes Played	38, at Morehead State (1/20/22)

13

ALEKS SZYMCZYK



Freshman | Forward | HS | 6-10 | 240 | Frankfurt, Germany | Gymnasium München-Nord/IBAM

Overview

- Big man with a solid frame to compete in the paint and a stroke that allows him to step outside.
- Brings size, physicality and basketball acumen.
- From Frankfurt, Germany, and graduated from Gymnasium München-Nord while competing with the International Basketball Academy Munich (IBAM).



2021-22 SEASON & PROGRAM NOTES

2021-22 at a Glance

- Florida reached the second round of the National Invitation Tournament and posted a 20-win season for the 21st time in the last 22 full-length seasons.
- The Gators posted a pair of top-25 wins, topping #2 Auburn and #20 Florida State. The victory vs. Auburn matched the highest-ranked regular season win in program history and set a new mark for the highest-ranked home win in program history.
- Colin Castleton earned All-SEC honors for a second straight season, the first Gator since Dorian Finney-Smith to earn the accolade in multiple seasons. He is also the first UF player since Finney-Smith to lead the team in scoring (16.2 ppg) and rebounding (9.0) and the first to average nine rebounds since Al Horford (9.5, 2006-07).
- Castleton was productive since his Feb. 5 return to the lineup after missing six games with a shoulder injury, averaging 17.2 points and 9.0 rebounds over the final 12 games. He posted 19 points and eight rebounds in the win vs. #2 Auburn and went for a career-high 29 vs. Arkansas. Castleton has also reached the Gators' career top-10 in blocked shots (116).
- Freshman Kowacie Reeves averaged 16.3 points in the Gators' three postseason tournament games, scoring 21 vs. Texas A&M and 14 in each NIT game. Reeves has grabbed a personal-best six rebounds twice in that span, also.
- Phlandrous Fleming Jr. came up big in the Gators' last two regular season wins. He posted 27 points in his hometown of Athens, Ga., shooting 11-for-18 from the field and 4-for-9 from 3-point range.
- Fleming's encore at Vanderbilt helped Florida to a dramatic comeback win after UF trailed by nine with 8:58 to play and by five with 44 seconds left. Fleming's chase-down block with 29 seconds kept the door cracked for the Gators, and his 3-pointer with 6.3 seconds left put the Gators on top for good.
- Tyree Appleby had a strong regular season finish for the Gators, averaging 16.8 points per game and shooting 17-for-38 from 3-point range (.447) over the final five regular season games.
- Florida ranked among SEC leaders in blocked shots (third, 5.0), free throw percentage (fourth, .735) and steals (8.4, tie-fourth).
- Tyree Appleby played Superman in UF's win against #2 Auburn, which was the Gators' highest-ranked home win in program history and matched UF's highest-ranked regular season victory. Appleby scored 20 of his 26 points in the second half, hitting four of his six 3-point attempts after the break.
- It was a familiar role for Appleby, who also sparked a trio of Florida comebacks in three consecutive games against Oklahoma State, Missouri and Ole Miss and had an early-season game-winning buzzer-beater against Ohio State. The point guard posted 21 points to help UF come back from 16 down against Oklahoma State. Appleby scored 17 points at Mizzou, all in the second half, including a pair of game-winning free throws with 7.9 seconds left. Against Ole Miss, Appleby recorded a double-double with 10 points and 10 assists.
- The Gators stifled Vanderbilt in the teams' first meeting, limiting the Commodores to 14 second-half points. Vandy's 42 total points marked the second-fewest UF has allowed vs. an SEC opponent under Mike White (41 at SC, 2/10/18). No Commodore scored more than seven points against the UF defense.
- Florida battled back from a double-digit deficit to knock off Ohio State on Tyree Appleby's buzzer-beating 3-pointer to win the Fort Myers Tip-Off. Phlandrous Fleming led the Florida attack with 19 points and four steals, supported by Colin Castleton's double-double with 11 points and 13 rebounds..

UF Strong in Non-conference

- The Gators posted a 10-3 record in non-conference action, matching the team's best non-conference record under White.
- Florida recorded wins vs. ACC, Big Ten, Big 12 and Pac-12 opponents in the same season for the first time in program history.

Getting Defensive

- The Gators stifled Vanderbilt for 42 points, the second-fewest by an SEC opponent under Mike White. UF held the Commodores to 14 points in the second half on 3-for-22 shooting, 0-for-9 from 3-point range.
- Florida's 45 points allowed vs. Milwaukee and Troy are both the sixth-fewest points the Gators allowed under Mike White.
- This season is the first under White that the Gators have allowed 45 or fewer points multiple times in the same season, doing so three times to date. The Gators allowed 47 points or fewer at least once per season under White.

Comebacks? There's an App for that.

- Tyree Appleby was the consistent spark in Florida's comeback wins, particularly helping UF rally in three consecutive games against Oklahoma State, Missouri and Ole Miss.
- Appleby capped the rally vs. Ohio State with a buzzer-beating 25-foot 3-pointer to win the Fort Myers Tip-Off Classic.
- The point guard posted 21 points against Oklahoma State, then his most as a Gator.
- Appleby added 17 points, all in the second half, against Mizzou. He shot 10-for-10 from the free throw line, including a pair with 7.9 seconds left to lift UF to a one-point victory vs. the Tigers.
- Against Ole Miss, Appleby earned his first double-double at Florida with 10 points and 10 assists, including a 7-for-8 performance from the free throw line in the overtime period.
- Appleby scored 20 of his 26 points vs. #2 Auburn in the second half, shooting 4-for-6 from beyond the arc in the final 20 minutes (5-for-10 in the game).

Gators Protect the Rim

- Colin Castleton wasn't the only Gator swatting shots, as Tuongthach Gatkek posted a five-block game in the win at Missouri. Gatkek and Castleton became the third pair of Florida teammates with a 5-block game in a season since 1996. Castleton and Omar Payne did so in 2020-21, and Al Horford and Joakim Noah accomplished the feat in both 2005-06 and 2006-07.

Never Give In

- Florida posted its third-largest comeback win of Mike White's tenure rallying from 16 down to defeat Oklahoma State, doing so in its first game without both Colin Castleton and Jason Jitoboh. The Gators forced 12 second-half turnovers and was lights-out from the free throw line, connecting on 33 of 41 attempts.
- The Gators won seven games in which they rallied from nine or more points behind, including three double-digit comebacks.

Duruji Posts Career Night

- Anthony Duruji scored 18 of his 22 points vs. Mississippi State in the second half, helping the Gators rally from 10 down in the first half and seven down with 7:20 to play to secure the win. With five steals as well, he became the fifth Gator since 1996 and the first in nearly 13 years (Nick Calathes) to post 22 points and five steals in a game.

Pick Your Poison

- The Gators saw three straight games with a different player scoring 26 or more points, beginning with Tyree Appleby's 26 in the win vs. #2 Auburn. Colin Castleton then went for 29 against Arkansas, followed by Phlandrous Fleming Jr.'s 27 in the win at Georgia. This is the only stretch since the 1996-97 season where three different Gators have reached that mark in consecutive SEC games.
- Three different Gators did so in Nov. 2017 during non-conference action and Anthony Roberson reached the mark himself in three straight games in Jan. 2005, but this year's trio stands as the only time three different players did so in conference action.

King of the Castle

- Colin Castleton earned SEC Player of the Week honors in the opening week of the season, powered by his 15 points, 16 rebounds and five blocked shots against Florida State. It marked Florida's fifth double-double with 5+ blocked shots since 1996, the second by Castleton. He and Joakim Noah are the only Gators in that span with a 15/15/5 game.
- Castleton also had 15 points and rebounds at Texas A&M, becoming the fourth Gator since 1996 to post multiple games with 15 points and 15 rebounds in a season. He's the third to do so in the same season (Speights, Haslem) and second to do so against power conference opponents (Haslem).
- Castleton blocked six shots in each of the first two games, marking the second time he has posted back-to-back games with six or more swats. He's the first Gator since Dwayne Schintzius to post back-to-back six-block games, with Schintzius blocking seven shots against Florida State and Ohio State on Dec. 12 and 16, 1987.
- Castleton blocked eight shots in the win at South Carolina, matching a career high and marking his seventh career game with at least five blocks and third of this season. Six of the seven such games have come vs. power conference opponents.

Fleming Soars Late

- Phlandrous Fleming Jr. had a monster day with 27 points in the Gators' win at Georgia in his hometown of Athens. Fleming then played the hero at Vanderbilt with a chase-down block of a Scotty Pippen Jr. layup with 29 seconds left followed by the game-winning 3-pointer with 6.3 second left to complete the Gators' the rally at Vanderbilt.
- Fleming stuffed the stat sheet against the Commodores with 16 points, six assists, four rebounds, three steals and two blocked shots. He's the first Gator since 1996 to reach all those numbers in an SEC game and the third overall (Joakim Noah, Matt Walsh).

Nov. 9, 2021 • 8 p.m. • Exactech Arena • Gainesville, Fla.

	ELO	FLA	Points from	ELO	FLA	Period by Period Scoring			
Biggest lead	0 (1 st 20:00)	28 (2 nd 18:19)	Turnovers	11	19		1st	2nd	TOT
Best Scoring Run	8 (2 nd 13:48)	14 (1 st 0:32)	Paint	28	32	ELO	24	37	61
Lead Changes	0		Second Chance	6	17				
Times Tied	0		Fast Breaks	8	14	FLA	47	27	74
Time with Lead	00:00	39:22	Bench	16	10				

Nov. 18, 2021 • 6 p.m. • Exactech Arena • Gainesville, Fla.

Technical Fouls: NONE

	MKE	FLA	Points from	MKE	FLA	Period by Period Scoring				
Biggest lead	0 (1 st 20:00)	39 (2 nd 8:09)	Turnovers	8	18		1st	2nd	TOT	
Best Scoring Run	12(2 nd 4:09)	16(2 nd 8:09)	Paint	26	40	MKE	22	23	45	
Lead Changes	0	0	Second Chance	4	10		FLA	33	48	81
Times Tied	0	0	Fast Breaks	13	17					
Time with Lead	00:00	39:22	Bench	18	22					

Nov. 14, 2021 • 1 p.m. • Exactech Arena • Gainesville, Fla.

	FSU	FLA	Points from Turnovers	FSU	FLA	Period by Period Scoring			
Biggest lead	4 (1 st 4:58)	19 (2 nd 2:57)	Turnovers	18	20		1st	2nd	TOT
Best Scoring Run	5 (1 st 6:50)	13 (2 nd 8:07)		22	32	FSU	30	25	55
Lead Changes		14	Second Chance	5	16				
Times Tied		9	Fast Breaks	9	9	FLA	28	43	71
Time with Lead	09:13	24:38	Bench	22	12				

Nov. 22, 2022 • 8:30 p.m. • Suncoast Credit Union Arena • Fort Myers, Fla. • Fort Myers Tip-Off

	Fla	Cal								
Biggest lead	26 (2 nd 10:37)	2 (1 st 16:03)	Points from Turnovers	Fla	Cal	Period by Period Scoring				
Best Scoring Run	11(2 nd 18:56)	7(2 nd 7:50)	Paint	Turnover	28	36		1st	2nd	TOT
Lead Changes	6		Second Chance	Fla	Cal					
Times Tied	4		Fast Breaks	8	9	Fla	46	34	80	
Time with Lead	35:42	02:34	Bench	26	23	Cal	27	33	60	



2021-22 BOX SCORES

Florida 71, Ohio State 68

Nov. 24, 2022 • 8:30 p.m. • Suncoast Credit Union Arena • Fort Myers, Fla. • Fort Myers Tip-Off



Official Basketball Box Score - Final
Florida at Ohio St.

11/24/21 Suncoast Credit Union Arena, Fort Myers
2021-22 Men's Basketball

Game Time: 8:30 PM
Game Duration: 2:13
Attendance: 3,500

Officials: Terry Wymer, Terry Oglesby, Patrick Evans

Record: 5-0												
NO.	Name	Min	FG	3P	FT	Rebounds	Fouls	TP	AS	TO	ST	Blocks
			M-A	M-A	M-A	OR DR TOT	PF FD					BS BA +/-
4	Anthony Duruji	F 23:50	3-9	1-1	1-2	3 0 3	3 1 1	8	0	1	1	0 0 -2
12	Colin Castleton	F 32:56	4-9	0-0	3-8	5 8 13	3 7 11	3	2	0	1	1 1 3
0	Myreon Jones	G 36:59	2-7	1-3	2-2	0 3 3	1 1 7	0	4	2	0	1 1 3
22	Tyree Appleby	G 28:38	2-10	1-3	4-4	0 1 1	2 3 8	2	1	1	0	1 1 8
23	Brandon McKissic	G 19:37	2-8	1-5	1-2	3 5 4	1 1 6	1	0	2	0	2 -5
24	Phlandrous Fleming Jr.	G 33:24	5-11	0-1	9-10	2 0 2	4 8 19	1	3	4	1	2 10
1	CJ Felder	19:22	3-4	0-1	4-5	3 2 5	3 3 10	1	0	3	0	0 11
0	Elijah Kennedy	04:11	1-2	0-0	0 0 0	0 0 0	0 2 0	0	0	0	0	0 -10
33	Jason Jitoboh	01:03	0-0	0-0	0 0 0	0 0 0	0 0 0	0	0	0	0	0 -3
Team						1 2 3		0	0			
Totals			22-60	4-14	23-33	16 19 35	20 24 71	8	11	13	2	7 3

Technical Fouls: NONE

Record: 4-2												
NO.	Name	Min	FG	3P	FT	Rebounds	Fouls	TP	AS	TO	ST	Blocks
			M-A	M-A	M-A	OR DR TOT	PF FD					BS BA +/-
10	Justin Ahrens	F 34:10	2-6	2-6	0-0	0 2 2	1 2 6	3	1	0	0	0 -1
32	E.J. Liddell	F 33:20	7-11	1-1	8-12	1 4 5	3 7 23	1	5	0	5	1 -7
50	Joey Brunk	C 05:53	2-2	0-0	0 0 0	2 2 2	0 4 0	1	0	1	0	5 0
22	Malaki Branham	G 21:30	1-4	0-2	2-2	0 3 3	2 1 4	2	3	3	0	1 3
55	Jamari Wheeler	G 23:43	3-4	1-2	0-0	1 0 1	1 1 7	2	0	2	0	0 5
0	Meechie Johnson Jr.	01:54	1-7	0-5	0-0	1 0 1	1 2 2	2	3	0	0	0 -7
1	Jimmy Sotos	20:24	0-1	0-0	1-2	1 3 4	4 1 1	1	1	3	0	0 -4
23	Zed Key	19:17	3-4	0-0	1-3	0 5 5	4 4 7	0	0	0	1	0 -8
2	Cedric Russell	05:37	1-1	1-1	0-0	0 0 0	0 0 0	3	0	0	0	0 3
25	Kyle Young	14:12	5-7	0-2	1-1	1 5 6	5 2 11	0	1	0	2	0 -4
Team						2 2 4		0	0			
Totals			25-47	5-19	13-20	7 26 33	24 20 68	11	18	5	7	2 -3

Technical Fouls: Team 2nd 0:39

		Fla	OSU
Biggest lead		5 (1 st 5:16)	10 (2 nd 13:06)
Best Scoring Run		9 (1 st 5:16)	8 (1 st 0:31)
Lead Changes		5	7
Times Tied		6	6
Time with Lead		03:23	33:24

		1st	2nd	TOT
Points from Turnovers		22	10	
Paint		28	34	
Second Chance		16	7	
Fast Breaks		8	6	
Bench		31	24	

Oklahoma 74, Florida 67

Dec. 1, 2021 • 8 p.m. • Lloyd Noble Center • Norman, Okla.



Official Basketball Box Score - Final
Florida at Alabama

01/05/21 Coleman Coliseum, Tuscaloosa
2020-21 Men's Basketball

Game Time: 6:00 PM
Game Duration: 2:07
Attendance: 2,055

Officials: Doug Shows, Bart Lenox, John Gaffney

Record: 5-2 (2-1)												
NO.	Name	Min	FG	3P	FT	Rebounds	Fouls	TP	AS	TO	ST	Blocks
			M-A	M-A	M-A	OR DR TOT	PF FD					BS BA +/-
4	Anthony Duruji	F 30:03	3-11	1-3	1-2	3 3 6	1 1 8	1	1	2	0	1 -24
12	Colin Castleton	F 26:13	6-11	0-0	1-3	4 4 8	3 2 13	1	2	0	0	1 -15
1	Tre Mann	G 34:37	4-11	2-4	1-2	2 4 6	2 2 11	6	2	3	0	2 -17
10	Noah Locke	G 30:28	4-11	3-6	0-1	1 1 2	2 4 11	0	1	0	0	0 -13
23	Scottie Lewis	G 19:42	1-6	0-1	0-0	0 1 1	4 0 2	0	3	1	2	1 0
22	Tyree Appleby	30:46	6-12	2-4	4-4	1 4 5	1 6 18	3	3	2	1	1 -15
5	Omar Payne	10:01	1-1	0-0	0-0	0 1 1	3 1 2	0	1	1	1	0 -3
15	Osayi Osifo	05:57	1-1	0-0	1-2	0 0 0	2 1 3	1	0	0	0	0 3
0	Ques Glover	07:17	0-3	0-1	0-0	1 1 2	1 1 0	1	1	0	0	0 -13
44	Niels Lane	02:00	0-0	0-0	0 0 0	0 0 0	0 0 0	0	1	0	0	0 6
2	Samson Ruzhentsev	01:34	1-1	1-1	0-0	0 0 0	0 0 0	3	0	0	0	0 5
3	Alex Klatsky	00:41	0-0	0-0	0 0 0	0 0 0	0 0 0	0	0	0	0	0 6
20	Jack May	00:41	0-0	0-0	0 0 0	0 0 0	0 0 0	0	0	0	0	0 5
Team						3 5 8		0	0			
Totals			27-68	9-20	8-14	15 24 39	19 18 71	14	14	9	4	6 -15

Technical Fouls: NONE

Record: 8-3 (3-0)												
NO.	Name	Min	FG	3P	FT	Rebounds	Fouls	TP	AS	TO	ST	Blocks
			M-A	M-A	M-A	OR DR TOT	PF FD					BS BA +/-
2	Jordan Bruner	F 21:09	3-4	0-0	0-0	5 2 7	2 0 6	4	1	3	1	0 10
1	Herbert Jones	G 22:15	6-16	1-2	3-4	3 2 5	3 5 16	1	2	2	1	2 6
5	Jaden Shackelford	G 31:25	5-12	2-7	4-4	0 3 3	1 2 16	1	2	0	0	1 15
11	Joshua Primo	G 19:33	0-4	0-3	0-0	0 2 2	1 1 0	2	4	1	0	0 -6
23	John Petty Jr.	G 31:08	5-9	1-2	1-1	0 2 2	2 1 12	2	1	1	0	0 14
3	Alex Reese	14:26	2-4	1-2	0-0	1 2 3	3 0 6	0	0	0	3	0 9
33	James Rojas	23:53	5-8	0-0	5-9	2 5 7	2 8 15	1	2	1	0	1 23
14	Keon Ellis	24:10	5-6	3-3	3-3	0 8 8	1 2 16	2	1	2	1	0 30
4	Juwan Gary	03:37	0-2	0-0	0-0	1 1 2	0 0 0	0	0	0	0	0 6
22	Keon Ambrose-Hylton	02:08	0-0	0-0	0 0 0	0 0 0	0 2 0	0	0	0	0	0 -8
10	Delaney Heard	01:34	0-1	0-0	0-0	0 1 1	1 0 0	0	0	0	0	0 -6
15	Tyler Barnes	01:34	0-0	0-0	0 0 0	0 0 0	0 0 0	0	0	0	0	0 -6
21	Britton Johnson	01:34	0-1	0-1	0-0	0 0 0	0 0 0	0	0	0	0	0 -6
30	Kendall Wall	01:34	0-1	0-0	0-0	0 0 0	0 0 0	0	0	0	0	0 -6
Team						3 1 4		0	0			
Totals			31-67	8-20	16-21	15 29 44	18 19 86	12	13	10	6	4 15

Technical Fouls: NONE

		UF	Bama
Biggest lead		5 (1 st 19:08)	21 (2 nd 1:34)
Best Scoring Run		8 (2 nd 18:31)	10 (2 nd 13:57)
Lead Changes		9	18
Times Tied		6	11
Time with Lead		09:15	27:21

		1st	2nd	TOT
Points from Turnovers		16	19	
Paint		28	46	
Second Chance		18	16	
Fast Breaks		7	11	
Bench		26	36	

Florida 84, Troy 45

Nov. 28, 2021 • 12 p.m. • Exactech Arena • Gainesville, Fla.



Official Basketball Box Score - Final
Troy at Florida

11/28/21 Exactech Arena at Stephen C. O'Connell Center, Gainesville
2021-22 Men's Basketball

Game Time: 12:00 PM
Game Duration: 1:57
Attendance: 8,875

Officials: Doug Shows, Chuck Jones, Jeb Hartness

Record: 4-3												
NO.	Name	Min	FG	3P	FT	Rebounds	Fouls	TP	AS	TO	ST	Blocks
			M-A	M-A	M-A	OR DR TOT	PF FD					BS BA +/-
10	Zay Williams	F 23:38	2-5	0-1	1-2	0 1 1	2 2 5	2	1	2	0	0 -22
23	Efe Odigie	F 18:57	2-6	0-0	0-1	4 3 7	1 1 4	0	3	0	0	0 -25
35	Nate Tshimanga	F 15:35	3-7	0-1	1-2	1 0 1	0 1 2	7	0	0	1	0 2 -19
5	Christyone Eugene	G 27:04	1-6	0-0	1-2	0 6 6	1 1 3	1	5	2	0	1 -30
21	Duke Deen	G 22:29	2-8	2-8	4-5	0 2 2	1 4 10	2	4	1	0	0 -22
11	Desmond Williams	10:52	1-4	0-2	0-0	0 1 1	3 0 2	1	1	1	0	0 -2
22	Rifen Miguel	12:16	1-2	0-0	0-0	1 1 2	2 0 2	1	0	0	0	0 -5
13	Khalyl Waters	13:04	3-6	0-0	0-0	0 1 1	3 0 6	0	2	0	0	0 -13
24	Nick Stampley	16:22	1-3	0-1	0-0	2 2 4	0 0 2	1	0	1	0	0 -17
30	Christian Turner	09:13	1-2	0-0	0-2	1 2 3	0 2 2	0	1	0	0	0 -9
1	TK Smith	11:44	1-5	0-1	0-1	0 1 1	0 0 2	0	0	0	0	0 -7
0	Kieffer Punter	18:46	0-2	0-2	0-0	1 2 3	3 0 0	0	3	0	0	1 -24
Team						3 3 6		0	1			
Totals			18-56	2-16	7-15	13 24 37	16 12 45	8	21	8	0	5 -39

Technical Fouls: Williams 1st 7:19

Florida - 84			Record: 6-0												
NO.	Name	Min	FG M-A	3P M-A	FT M-A	Rebounds OR DR TOT	Fouls PF FD	TP	AS	TO	ST	Blocks BS BA	+/-		
4	Anthony Duruji	F 25:07	4-5	0-1	3-3	0 2 2	3 3	11	3	2	2	0	39		
12	Colin Castleton	F 21:48	3-5	0-1	4-5	1 7 8	3 5	10	2	3	2	0	30		
0	Myron Jones	G 28:08	4-10	4-9	0-0	1 2 3	0 1	12	4	0	1	0	31		
22	Tyree Appleby	G 19:32	3-5	2-4	4-4	0 1 1	2 1	12	1	4	2	0	22		
24	Phlandros Fleming Jr.	G 23:39	4-9	1-4	2-3	5 1 6	0 2	11	2	1	1	1	23		
23	Brandon McKissic	F 16:54	3-8	2-4	2-2	0 3 3	2 1	10	1	2	2	0	16		
1	CJ Felder	16:54	1-3	0-2	0-0	1 1 2	2 0	2	0	0	1	2	1		
10	Elijah Kennedy	12:42	2-5	2-4	0-0	0 2 2	0 0	6	0	0	1	0	3		
14	Kowacie Reeves	13:17	3-8	2-6	0-0	0 2 2	0 2	8	0	2	1	0	20		
3	Jason Jiloboh	07:50	0-1	0-1	0-0	1 1 2	1 0	0	0	0	0	0	8		
32	Tuongthach Gatkeek	05:55	0-2	0-1	0-0	0 1 1	0 0	0	0	0	0	0	2		
4	Niels Lane	05:55	0-0	0-0	2-2	0 3 3	0 0	2	1	1	0	0	0		
3	Alexa Klatsky	02:25	0-0	0-0	0-0	0 0 0	0 0	0	0	0	0	0	-2		
Team						3 2 5	0	0	0	0	0	0			
Totals			27-61	13-37	17-19	12 28 40	13 15	84	14	15	11	5 0	39		
<div>Shooting By Period</div> <div>1st FG% 16-33 48.5%</div> <div>3PT% 9-21 42.9%</div> <div>FT% 8-9 88.9%</div> <div>2nd FG% 11-28 39.3%</div> <div>3PT% 4-16 25.0%</div> <div>FT% 9-10 90%</div> <div>GM FG% 27-61 44.3%</div> <div>3PT% 13-37 35.1%</div> <div>FT% 17-19 89.5%</div> <div>Dead Ball Rebounds: 0.</div>															



2021-22 BOX SCORES

Florida 85, North Florida 55
Dec. 8, 2021 • 7 p.m. • Exactech Arena • Gainesville, Fla.

Official Basketball Box Score - Final
North Florida at Florida
12/08/21 Exactech Arena at Stephen C. O'Connell Center, Gainesville
2021-22 Men's Basketball
Game Time: 7:00 PM
Game Duration: 1:53
Attendance: 7,705
Officials: Terry Oglesby, Terry Wymer, Steven Anderson

North Florida - 55														
Record: 2-9														
NO. Name	Min	FG	3P	FT	Rebounds	Fouls	TP	AS	TO	ST	Blocks	BS	BA	+/-
3 Carter Hendricksen	F 30:49	1-7	1-4	1-1	2 3 5	0 3	4	1	3	1	0	2	30	-16
5 Dorian James	F 17:17	0-3	0-0	1-2	2 3 5	1 1	1	0	6	2	0	0	0	-16
24 Jadyan Parker	F 22:49	5-7	0-0	2-5	4 5 9	3 3	12	0	1	1	1	0	0	-23
0 Emmanuel Adedoyin	G 20:06	1-3	1-2	2-2	0 1 1	5 2	5	1	4	0	0	0	0	-20
15 Jose Placer	G 29:05	2-9	0-4	2-2	0 2 2	0 2	6	1	5	0	0	0	0	-29
2 Chaz Lanier	24:36	3-7	0-2	2-2	2 3 5	3 1	8	2	2	1	0	0	0	-9
21 Jonathan Aybar	08:05	0-0	0-0	0-0	0 0 0	5 1	0	0	1	0	0	0	0	-5
10 Jarius Hicklen	26:35	5-11	3-7	3-4	0 3 3	0 3	16	1	3	1	0	0	0	-16
23 Josh Berenbaum	12:07	1-2	0-1	1-2	2 2 4	2 1	3	0	1	0	0	0	0	-3
4 Jordan Preaster	05:46	0-4	0-1	0-0	0 0 0	1 0	0	0	1	0	0	0	0	-1
11 Brandon Rasmussen	02:45	0-0	0-0	0-0	0 0 0	0 0	0	0	0	1	0	0	0	2
Team					0 5 5		0		1					
Totals		18-53	5-21	14-20	12 27 39	20 17	55	6	28	7	1	3	30	
Technical Fouls: NONE														

Shooting By Period														
1st FG%	6-21	28.6%	3PT%	3-11	27.3%	FT%	8-11	72.7%	2nd FG%	12-32	37.5%	3PT%	2-10	20.0%
GM FG%	18-53	34.0%	3PT%	5-21	23.8%	FT%	14-20	70.0%	Dead Ball Rebounds: 3, 0					

Florida - 85
Record: 7-2

NO. Name	Min	FG	3P	FT	Rebounds	Fouls	TP	AS	TO	ST	Blocks	BS	BA	+/-
4 Anthony Duruji	F 18:41	2-4	1-3	0-0	0 3 3	2 0	5	3	0	2	0	0	0	22
12 Colin Castleton	F 26:48	9-17	0-0	8-11	4 4 8	2 7	26	2	1	2	1	1	0	28
0 Myreon Jones	G 29:00	5-9	1-5	3-4	0 4 4	0 2	14	1	1	2	0	0	0	26
23 Brandon McKissic	G 26:13	2-6	1-4	2-2	3 3 5	1 1	7	3	2	2	0	0	0	30
24 Phlandrous Fleming Jr.	G 15:53	3-4	1-1	0-0	0 0 0	0 2	0	1	0	2	0	0	0	14
1 CJ Felder	10:29	1-2	0-0	0-0	1 1 2	0 0	2	1	1	3	0	0	0	2
22 Tyree Appleby	20:44	3-3	1-1	6-8	0 1 1	1 3	13	1	0	4	0	0	0	12
33 Jason Jitoboh	07:22	1-1	0-0	1-2	1 0 1	5 4	3	0	1	0	1	0	0	5
10 Elijah Kennedy	14:26	2-9	0-5	0-0	0 2 2	0 1	4	2	2	3	0	0	0	8
14 Kowacic Reeves	10:59	0-3	0-2	2-2	0 0 0	0 1	2	0	1	1	0	0	0	2
32 Tuongthach Gatkek	05:44	0-2	0-0	0-1	1 5 6	2 1	0	0	1	0	0	0	0	-1
44 Niels Lane	10:56	1-4	0-1	0-0	0 1 1	2 0	2	0	0	0	1	0	0	-4
3 Alex Klatsky	02:45	0-1	0-1	0-0	1 0 1	0 0	0	0	0	0	0	0	0	-2
Team					2 0 2		0		0					
Totals		29-65	5-23	22-30	12 24 36	17 20	85	14	10	21	3	1	30	
Technical Fouls: NONE														

Shooting By Period														
1st FG%	13-32	40.6%	3PT%	2-12	16.7%	FT%	13-19	68.4%	2nd FG%	16-33	48.5%	3PT%	3-11	27.3%
GM FG%	29-65	44.6%	3PT%	5-23	21.7%	FT%	22-30	73.3%	Dead Ball Rebounds: 5, 2					

UNF		FLA	Points from		UNF	FLA
Biggest lead	0 (1st 20:00)	34 (2nd 2:11)	Turnovers	7	33	
Best Scoring Run	5 (2nd 13:40)	12 (2nd 16:55)	Paint	26	48	
Lead Changes	0		Second Chance	12	9	
Times Tied	0		Fast Breaks	7	28	
Time with Lead	00:00	39:35	Bench	27	26	

Period by Period Scoring		
1st	2nd	TOT
UNF	23	32
FLA	41	85

Maryland 70, Florida 68
Dec. 12, 2021 • 4:30 p.m. • Barclays Center • Brooklyn, N.Y. • Basketball Hall of Fame Invitational

Official Basketball Box Score - Final
#20 Florida at Maryland
12/12/21 Barclays Center, Brooklyn, N.Y.
2021 BHF Invitational Presented by Hotels.com
Game Time: 5:00 PM
Game Duration: 2:01
Officials: Joe Lindsay, Larry Scott, Don Daly

#20 Florida - 68														
Record: 7-3														
NO. Name	Min	FG	3P	FT	Rebounds	Fouls	TP	AS	TO	ST	Blocks	BS	BA	+/-
4 Anthony Duruji	F 15:40	3-5	0-2	3-3	1 0 1	4 2	9	0	1	1	0	0	0	3
12 Colin Castleton	F 26:07	3-9	0-0	3-6	4 6 10	5 6	9	0	0	0	3	0	0	-3
0 Myreon Jones	G 33:39	1-8	1-5	0-0	1 3 4	2 2	3	4	2	2	0	0	0	-5
23 Brandon McKissic	G 31:59	1-4	0-1	0-0	1 1 2	0 0	2	2	2	3	0	1	0	-1
24 Phlandrous Fleming Jr.	G 32:41	3-12	2-5	7-8	6 5 11	3 4	15	4	3	1	2	3	1	1
22 Tyree Appleby	27:19	5-9	5-8	0-0	0 1 1	2 1	15	3	3	0	0	0	0	-9
33 Jason Jitoboh	09:32	3-4	0-0	0-0	0 0 0	2 0	6	1	1	0	0	0	0	4
1 CJ Felder	12:39	3-4	3-4	0-0	0 1 1	1 0	9	0	0	0	0	0	0	-5
10 Elijah Kennedy	07:01	0-3	0-2	0-0	0 0 0	1 0	0	0	0	0	1	0	0	7
32 Tuongthach Gatkek	03:23	0-0	0-0	0-0	0 0 0	0 0	0	0	0	0	0	0	0	-2
Team					2 3 5		0		0					
Totals		22-58	11-27	13-17	15 20 35	20 15	68	14	12	7	6	4	-2	
Technical Fouls: Appleby 2nd 9:03														

Shooting By Period														
1st FG%	13-32	40.6%	3PT%	6-15	40.0%	FT%	1-2	50%	2nd FG%	9-26	34.6%	3PT%	5-12	41.7%
GM FG%	22-58	37.9%	3PT%	11-27	40.7%	FT%	13-17	76.5%	Dead Ball Rebounds: 3, 0					


Maryland - 70
Record: 6-4

NO. Name	Min	FG	3P	FT	Rebounds	Fouls	TP	AS	TO	ST	Blocks	BS	BA	+/-
24 Dontia Scott	F 33:53	5-12	1-3	1-1	2 2 4	2 2	12	2	3	1	0	0	0	9
3 Qudus Wahab	C 23:51	0-1	0-0	1-2	1 7 8	4 4	1	1	1	0	1	0	1	0
4 Fatts Russell	G 36:55	7-13	3-3	2-3	1 2 3	3 5	19	2	5	1	1	0	1	1
5 Eric Ayala	G 37:22	6-11	3-5	4-5	1 4 5	2 3	19	1	3	1	1	1	1	6
10 Hakim Hart	G 33:20	3-6	1-2	4-5	1 0 1	0 3	11	2	0	2	1	0	0	-8
10 Julian Reese	19:15	2-5	0-0	2-2	1 4 5	4 1	6	0	1	0	0	0	0	-2
11 Xavier Green	14:23	1-1	0-0	0-0	1 1 2	0 1	2	1	1	2	0	0	0	5
0 Marcus Dockery	01:01	0-0	0-0	0-0	0 0 0	0 0	0	0	0	0	0	0	0	0
Team					0 2 2		0		1					
Totals		24-49	8-13	14-18	8 22 30	15 19	70	9	15	7	4	6	2	
Technical Fouls: NONE														

FLA		UMD	Points from		FLA	UMD
Biggest lead	4 (2nd 18:55)	7 (2nd 6:26)	Turnovers	20	12	
Best Scoring Run	9 (2nd 18:55)	8 (2nd 15:02)	Paint	18	28	
Lead Changes	11		Second Chance	8	10	
Times Tied	6		Fast Breaks	8	5	
Time with Lead	06:45	28:27	Bench	30	8	

Period by Period Scoring		
1st	2nd	TOT
FLA	33	35
UMD	33	37

Florida 66, South Florida 55
Dec. 18, 2021 • 1 p.m. • FLA Live Arena • Sunrise, Fla. • Orange Bowl Classic



Official Basketball Box Score - Final

Tennessee at Florida

01/19/21 Exactech Arena at Stephen C. O'Connell Center, Gainesville

2020-21 Men's Basketball

Game Time: 7:00 PM

Game Duration: 2:10

Attendance: 2,280

Officials: Pat Adams, Steven Anderson, Michael Stephens

Tennessee - 49

Record: 10-2 (4-2)

NO. Name	Min	FG	3P	FT	Rebounds	Fouls	TP	AS	TO	ST	Blocks	BS	BA	+/-
10 John Fulkerson	F 28:14	6-9	0-0	3-3	3 1 4	3 4	15	5	3	1	0	1	0	-16
35 Yves Pons	F 25:35	2-7	1-2	0-0	1 3 4	3 0	5	0	1	0	1	1	0	-16
5 Josiah-Jordan James	G 30:05	2-8	1-3	0-0	3 2 5	3 0	5	0	2	0	2	2	2	-12
25 Santiago Vescovi	G 23:23	2-8	1-6	2-2	0 3 3	1 3	7	1	1	3	0	0	0	-8
45 Keon Johnson	G 31:14	3-10	0-1	2-7	0 2 2	1 6	8	3	3	0	0	0	0	-24
13 Olivier Nkamhoua	07:35	0-2	0-0	0-2	2 1 3	0 1	0	0	0	0	0	0	0	-7
12 Victor Bailey Jr.	23:03	1-12	0-6	2-6	1 1 2	1 4	4	1	5	0	0	0	0	-16
55 E.J. Anosike	13:34	1-2	0-0	0-0	3 1 4	1 1	2	1	1	1	0	0	0	-8
00 Davonte Gaines	09:48	0-0	0-0	3-4	2 3 5	1 2	3	0	1	1	0	0	0	-12
33 Uros Plavsic	04:58	0-0	0-0	0-1	1 1 1	0 1	0	0	0	0	0	0	0	-8
3 Drew Pember	02:31	0-0	0-0	0-0	0 0 0	0 0	0	0	0	0	0	0	0	-3
Team					2 1 3		0		1					
Totals		17-58	3-18	12-25	17 19 36	14 22	49	11	18	6	3	7	26	

Shooting By Period

1st FG%	9-32	28.1%
3PT%	2-11	18.2%
FT%	6-10	60%
2nd FG%	8-26	30.8%
3PT%	0-6	0.0%
FT%	6-15	40%
GM FG%	17-58	29.3%
3PT%	3-18	16.7%
FT%	12-25	48.0%

Dead Ball Rebounds: 6, 0



2021-22 BOX SCORES

Florida 80, Mississippi State 72
Jan. 19, 2022 • 6:30 p.m. • Exactech Arena • Gainesville, Fla.



Official Basketball Box Score - Final

Mississippi St. at Florida

01/19/22 Exactech Arena at Stephen C. O'Connell Center, Gainesville

2021-22 Men's Basketball

Game Time: 6:30 PM

Game Duration: 2:08

Attendance: 10,308

Officials: Byron Jarrett, Olando Poole, Lee Cassell

Mississippi St. - 72

Record: 12-5 (3-2)

NO.	Name	Min	FG	3P	FT	Rebounds	Fouls	TP	AS	TO	ST	Blocks	BS	BA			
			MA	MA	MA	OR	DR	TOT					+	-			
10	Garrison Brooks	F 25:10	3-3	1-1	0-0	2	0	2	3	2	7	2	1	0	0	-18	
13	D.J. Jeffries	F 26:17	2-6	0-1	0-0	0	3	3	2	0	4	1	4	0	0	-9	
35	Tolu Smith	F 27:22	6-8	0-0	5-9	3	3	6	3	8	17	0	3	2	0	-1	
1	Iverson Molinar	G 34:56	6-11	0-1	0-1	0	4	4	3	2	12	5	3	1	1	-12	
3	Shakeel Moore	G 34:25	5-12	3-7	5-5	0	0	0	3	3	18	1	0	1	0	-3	
0	Rocket Watts	10:16	2-5	0-2	1-1	0	1	1	0	1	5	1	1	1	0	0	
2	Javian Davis	10:46	1-2	0-0	1-2	1	1	2	2	1	3	0	1	0	0	-1	
11	Andersson Garcia	11:59	0-1	0-1	1-2	0	2	2	2	3	1	0	1	1	1	0	
4	Cameron Matthews	18:26	2-2	0-0	1-2	1	4	5	4	2	5	1	1	3	0	3	
5	Cam Carter	00:23	0-0	0-0	0-0	0	1	1	0	0	0	0	0	0	0	1	
Team						4	1	5		0	1						
Totals			27:50	4-13	14-22	11	20	31	22	22	72	11	16	9	2	6	-8

Technical Fouls: NONE

Shooting By Period

1st	FG%	15-26	57.7%	3PT%	9-7	42.9%	FT%	8-11	72.7%
2nd	FG%	12-24	50.0%						
3rd	FG%	1-6	16.7%						
4th	FG%	6-11	54.5%						
GM	FG%	27-50	54.0%						
3PT%	4-13	30.8%							
FT%	14-22	63.6%							

Dead Ball Rebounds: 3

Florida - 80

Record: 11-6 (2-3)


NO.	Name	Min	FG	3P	FT	Rebounds	Fouls	TP	AS	TO	ST	Blocks	BS	BA
			M-A	M-A	M-A	OR DR TOT	PF FO							
4	Anthony Duruji	F 31:05	6-8	2-3	8-9	1 2 3	4 7	22	1	3	5	1	0	8
33	Jason Jitoboh	C 15:39	3-5	0-0	2-3	1 1 2	4 2	8	0	0	0	2	0	13
14	Kowacic Reeves	G 27:16	4-7	3-6	3-4	0 2 2	2 3	14	1	2	0	1	0	16
23	Brandon McKissic	G 25:56	1-3	0-1	0-1	0 5 5	2 2	2	1	1	1	0	0	5
24	Phlandrous Fleming Jr.	G 18:17	2-4	0-1	6-7	1 2 3	3 2	10	5	2	2	1	0	10
1	CJ Felder	16:20	2-5	1-3	0-0	1 0 1	3 0	5	0	0	0	0	0	-9
32	Tuonthach Gatkek	15:39	1-2	0-0	0-0	0 1 1	1 1	2	0	0	2	1	0	5
22	Tyree Appleby	28:25	4-9	4-9	5-6	1 3 4	2 5	17	5	2	1	0	1	2
0	Myreon Jones	16:35	0-0	0-0	0-0	0 0 0	0 0	1	2	0	0	0	0	-8
10	Elijah Kennedy	04:48	0-2	0-1	0-0	0 0 0	1 0	0	0	0	1	0	1	-2
Team						1 1 2		0	0					
Totals		23:45	10-24	24-30	6	17 23	22 22	80	14	12	12	6	2	8

Technical Fouls: NONE

Shooting By Period																
1 st	FG%	10-21	47.6%	3PT%	5-12	41.7%	FT%	10-14	71.4%	2 nd	FG%	13-24	54.2%			
	3PT%	5-12	41.7%	FT%	14-16	87.5%	GM	FG%	23-45	51.1%	3PT%	10-24	41.7%	FT%	24-30	80.0%
Dead Ball Rebounds: 1																

Period by Period Scoring														
1 st	2 nd	TOT	MSU	41	31	72	FLA	35	45	80	Turnovers	20	24	
Paint	34	20	Second Chance	13	9	Fast Breaks	10	9	Bench	14	24			

Ole Miss 70, Florida 54
Jan. 24, 2022 • 7 p.m. • SJB Pavilion at Ole Miss • Oxford, Miss.



Official Basketball Box Score - Final

Florida at Ole Miss

01/24/22 The Sandy and John Black Pavilion at Ole Miss, Oxford, Miss.

2021-22 Ole Miss Men's Basketball

Game Time: 6:00 PM

Game Duration: 1:58

Attendance: 6,273

Officials: Terry Ogleby, Jason Baker, Brian Dorsey

Florida - 54

Record: 12-7 (3-4)

NO.	Name	Min	FG	3P	FT	Rebounds	Fouls	TP	AS	TO	ST	Blocks	BS	BA	+/-					
4	Anthony Duruji	F 24:35	4-8	0-3	3-3	1 3 4	2 3	11	2	3	0	0	0	0	-12					
33	Jason Jitoboh	C 13:28	1-2	0-0	0-0	0 5 5	4 1	12	0	1	1	1	0	0	-4					
14	Kowacic Reeves	G 18:12	0-4	0-4	5-5	1 0 1	2 3	5	0	1	0	1	0	0	-8					
23	Brandon McKissic	G 29:00	3-6	0-2	1-2	1 3 4	2 2	7	3	1	0	0	0	0	-15					
24	Phlandrous Fleming Jr.	G 32:11	2-9	1-5	0-0	2 2 4	0 2	5	2	3	1	0	1	0	-12					
32	Tuonthach Gatkek	11:00	1-2	0-0	1-2	1 0 1	4 2	3	0	0	0	0	0	0	-7					
0	Myreon Jones	20:13	0-2	0-2	0-0	0 2 2	0 2	0	3	0	1	0	0	0	-7					
22	Tyree Appleby	24:49	3-8	3-8	2-2	0 4 4	2 3	11	4	4	0	0	0	0	-10					
10	Elijah Kennedy	12:39	0-5	0-5	0-0	0 0 1	2 0	0	0	0	1	0	0	0	-5					
Team						2 0 2		0	1											
Totals						19-50	4-29	12-14	8	20	28	18	18	54	14	14	4	3	1	-16

Technical Fouls: NONE

Ole Miss - 70

Record: 10-9 (2-5)

NO.	Name	Min	FG	3P	FT	Rebounds	Fouls	TP	AS	TO	ST	Blocks	BS	BA	+/-					
4	Jaemyen Brakefield	F 26:37	1-1	0-0	0-0	0 5 5	3 1	2	1	2	0	0	0	0	10					
3	Nysier Brooks	C 32:04	5-6	0-0	1-2	3 4 7	2 5	11	1	1	2	1	0	0	10					
2	Daeshun Ruffin	G 33:19	6-13	0-1	9-10	1 1 2	4 7	21	6	2	4	0	2	0	10					
11	Matthew Murrell	G 36:40	8-12	3-6	1-2	0 1 1	3 1	20	3	2	2	0	0	0	15					
14	Tye Fagan	G 16:19	0-3	0-1	0-0	0 0 0	0 1	0	1	0	0	0	0	0	-1					
1	Austin Crowley	17:11	0-2	0-1	4-4	0 5 5	3 2	4	3	1	0	0	0	0	13					
15	Luis Rodriguez	29:54	4-8	1-3	1-2	2 5 7	2 2	10	2	0	0	0	1	0	17					
23	Sammy Hunter	07:56	1-3	0-1	0-0	0 0 0	0 0	2	0	0	0	0	0	0	6					
Team						0 3 3		0	2											
Totals						25-48	4-13	16-20	6	24	30	18	18	70	17	10	8	1	3	16

Technical Fouls: NONE

UF

OM

Biggest lead

7 (1st 8:18)

16 (2nd 0:36)

Best Scoring Run

6 (1st 13:01)

9 (2nd 17:59)

Lead Changes

9

Times Tied

4

Time with Lead

15:38

21:18

Points from

UF

OM

Turnovers

13

23

Paint

28

32

Second Chance

6

7

Fast Breaks

0

8

Bench

14

16

Period by Period Scoring

1st

2nd

TOT

UF

22

32

54


OM

22

48

70

Florida 61, Vanderbilt 42
Jan. 22, 2022 • 1 p.m. • Exactech Arena • Gainesville, Fla.



Official Basketball Box Score - Final

Vanderbilt at Florida

01/22/22 Exactech Arena at Stephen C. O'Connell Center, Gainesville

2021-22 Men's Basketball

Game Time: 1:00 PM

Game Duration: 1:52

Attendance: 10,345

Officials: Mike Nance, Todd Austin, Rob Rourke

Vanderbilt - 42

Record: 10-8 (2-4)

NO.	Name	Min	FG	3P	FT	Rebounds	Fouls	TP	AS	TO	ST	Blocks	BS	BA	+/-
10	Myles Stute	F 24:50	1-5	1-5	2-2	1 1 2	3 1	5	1	1	0	0	0	0	-6
42	Quentin Millora-Brown	F 26:40	3-5	0-0	0-4	3 5 8	1 2	6	1	3	0	1	0	0	-10
2	Scotty Phippen Jr.	G 20:43	1-10	1-5	3-6	2 2 4	3 5	6	1	1	0	1	0	0	-16
4	Jordan Wright	G 32:58	2-8	0-3	3-4	0 7 7	1 4	7	3	2	3	0	1	0	-14
33	Drew Weikert	G 17:43	1-2	0-1	0-0	0 2 2	1 1	2	0	0	1	0	0	0	-10
23	Jamaine Mann	20:10	1-4	0-1	2-4	3 2 5	2 4	4	0	0	1	0	2	0	-20
0	Tyrin Lawrence	08:33	0-0	0-0	0-0	0 1 1	0 0	0	0	0	0	0	0	0	-8
5	Shane Dezonie	21:08	2-5	1-3	0-1	1 3 4	3 1	5	1	2	0	0	0	0	-5
12	Trey Thomas	21:11	2-5	1-4	2-2	0 0 0	1 1	7	1	3	0	0	0	0	-9
11	Gabe Dorsey	06:04	0-1	0-1	0-0	0 0 0	0 0	0	0	0	0	0	0	0	3
Team						0 1 1		0	0						
Totals		13:45	4-23	12-23	10	24 34	15 19	42	8	12	5	2	3	0	-19

Totals

Totals

Technical Fouls: NONE

Florida - 61

Record: 12-6 (3-3)

NO.	Name	Min	FG	3P	FT	Rebounds	Fouls	TP	AS	TO	ST	Blocks	BS	BA	+/-
4	Anthony Duruji	F 25:41	3-6	0-3	1-2	2 6 8	4 1	7	1	4	2	0	0	0	19
33	Jason Jiloboh	C 27:07	3-4	0-0	1-2	5 5 10	4 3	8	1	1	1	1	0	0	12
3	Kwame Reeves	G 28:00	2-9	2-7	1-3	1 0 10	1 3	7	0	0	0	0	0	0	20
23	Brandon McKissic	24:11	3-10	1-6	2-4	2 0 2	3 3	6	1	1	1	1	1	0	14
24	Phandrous Fleming Jr.	G 23:58	3-9	0-3	0-1	2 3 5	2 2	6	0	0	0	0	0	0	17
0	Myreon Jones	19:46	2-7	2-5	0-0	0 2 2	0 0	6	1	1	0	0	0	0	2
1	CJ Felder	10:37	2-11	0-1	0-1	1 2 0	1 1	5	0	0	0	0	0	0	-2
22	Tyree Appleby	23:38	4-10	3-9	0-0	0 4 4	3 3	11	3	1	4	0	0	4	4
30	Eljahkah Gatsek	09:38	1-2	0-0	0-0	0 3 3	1 0	2	2	0	1	1	0	0	11
23	Tionn Kennedy	06:53	0-2	0-2	0-0	0 0 0	0 0	0	0	1	0	0	0	0	-2
3	Alex Klatsky	00:31	0-0	0-0	0-0	0 0 0	0 0	0	0	0	0	0	0	0	0
Team						3 2 5		0	0						
Totals		23:60	9-36	6-13	16	26 42	19 15	61	12	8	9	3	2	0	19

Totals

Totals

Technical Fouls: NONE

Shooting By Period

1st	FG%	12-32	37.5%	3PT%	6-21	28.6%	FT%	1-4	25%
2nd	FG%	11-28	39.3%	3PT%	5-15	33.3%	FT%	5-9	55.6%
3rd	FG%	23-60	38.3%	3PT%	9-36	25.0%	FT%	6-13	46.2%

Dead Ball Rebounds: 4

Tennessee 78, Florida 71
Jan. 26, 2021 • 6 p.m. • Thompson-Boling Arena • Knoxville, Tenn.

Official Basketball Box Score - Final
Florida at Tennessee
01/26/22 Thompson-Boling Arena, Knoxville, Tenn.
2021-22 Men's Basketball

Game Time: 6:02 PM
Game Duration: 2:19
Attendance: 20,789

Officials: Pat Adams, Bart Lenox, Vladimir Voyard-Tadi

Florida - 71

Record: 12-8 (3-5)

NO.	Name	Min	FG	3P	FT	Rebounds	Fouls	TP	AS	TO	ST	Blocks	BS	BA
						OR DR TOT	PF FD							+/-
4	Anthony Duruji	F 33:06	6-10	0-1	4-4	2 4 6	5 3	16	1	6	0	0	0	-3
33	Jason Jitoboh	C 13:28	1-2	0-0	0-0	0 1 1	1 1	2	0	0	0	0	1	16
14	Kowacic Reeves	G 22:14	2-6	2-5	0-0	0 2 2	1 0	6	1	0	0	0	0	-1
22	Tyree Appleby	G 35:24	4-10	4-8	4-4	0 1 1	1 2	16	7	5	2	1	1	-12
33	Brandon McKissic	G 20:46	3-8	2-7	0-0	1 1 2	4 2	8	1	1	1	0	1	-8
0	Myreon Jones	28:16	4-9	1-6	1-1	0 3 3	3 2	10	2	0	3	0	0	2
24	Phanondous Fleming Jr.	29:01	5-11	1-5	0-0	2 2 4	1 3	11	3	0	2	1	0	-11
23	Tuynegadth Gatfiek	12:04	1-2	0-0	0-0	1 3 4	1 1	2	0	1	0	2	1	-6
10	Elijah Kennick	02:54	0-1	0-1	0-0	0 0 0	2 0	0	0	1	0	0	0	-3
1	CJ Folder	02:47	0-1	0-0	0-0	0 0 0	0 0	0	0	0	0	1	1	-9
Team						2 0 2		0	0					
Totals			26-60	10-33	9-9	7 17 24	19 14	71	15	13	9	3	5	-7

Shooting By Period		
1 st	FG%	15-29 51.7%
2 nd	FG%	7-16 43.8%
3 rd	FT%	5-5 100%
4 th	FT%	1-11 9.1%
5 th	FT%	3-31 9.7%
6 th	FT%	4-4 100%
GM	FG%	26-60 43.3%
3P%	10-33 30.3%	
FT%	9-9 100.0%	
Dead Ball Rebounds: 1		

Technical Fouls: Appleby 1st 11:34

Tennessee - 78

Record: 14-5 (5-3)

NO.	Name	Min	FG	3P	FT	Rebounds	Fouls	TP	AS	TO	ST	Blocks	BS	BA
						OR DR TOT	PF FD							+/-
13	Oliver Nkamhoua	F 21:07	3-7	0-0	0-0	1 3 4	1 1	6	3	1	0	0	1	-5
33	Owens Plavsic	F 09:02	0-0	0-0	0-0	0 1 1	1 0	2	0	0	0	1	0	1
1	Kennedy Chandler	G 30:06	5-13	1-3	6-6	1 0 1	3 3	17	5	3	0	0	1	7
25	Santosa Vescovi	G 28:16	6-10	5-8	6-6	0 3 3	2 4	23	4	2	0	0	1	11
30	Joshiah-Jordan James	G 37:59	3-8	1-5	2-2	1 8 9	3 3	9	4	4	1	1	0	-10
2	Brandon Huntley-Hatfield	04:01	0-0	0-0	0-0	0 0 0	0 0	0	1	0	0	0	0	12
10	John Fulkerson	9:13	3-5	0-0	3-3	2 0 2	2 3	9	0	1	1	3	0	9
5	Zakai Zeigler	26:23	4-7	3-5	1-5	6 6 3	1 1	11	4	2	2	1	0	4
24	Justin Powell	21:47	1-4	1-2	0-0	2 2 4	0 2	3	2	0	2	0	0	17
15	Jahmai Mashack	01:25	0-0	0-0	0-0	0 0 0	0 0	0	0	0	0	0	0	-4
12	Victor Bailey Jr.	02:11	0-1	0-1	0-1	1 0 1	0 1	0	0	0	0	0	0	-6
Team						1 1 2		0	2					
Totals			25-55	11-24	17-18	10 24 34	16 18	78	22	16	6	5	3	7

Technical Fouls: Vescovi 1st 11:34 Plavsic 1st 2:45

FLA		TENN	Points from		FLA	TENN	Period by Period Scoring			
Biggest lead		13 (1 st 11:58)	8 (2 nd 0:41)	Turnovers		22	17	1 st 2 nd		TOT
Best Scoring Run		15 (1 st 11:58)	11 (1 st 8:44)	Paint		28	20	FLA		2 nd 2 nd
Lead Changes		3	1	Second Chance		6	7	TENN		3 rd 4 th
Times Tied		3		Fast Breaks		9	13	FLA		2 nd 2 nd
Time left in 1 st half		26:15	12:12	Peach		32	73	TENN		3 rd 4 th
										TOT



2021-22 BOX SCORES

Florida 81, Oklahoma State 72

Jan. 29, 2022 • 4 p.m. • Exactech Arena • Gainesville, Fla. • SEC/Big 12 Challenge



Official Basketball Box Score - Final
Oklahoma St. at Florida
01/29/22 Exactech Arena at Stephen C. O'Connell Center, Gainesville
2021-22 Men's Basketball

Game Time: 4:00 PM
Game Duration: 2:21
Attendance: 10,056

Officials: Joe Lindsay, Byron Jamett, Olands Rouse

Oklahoma St. - 72

Record: 10-10

NO. Name		Min	FG	3P	FT	Rebounds	Fouls	TP	AS	TO	ST	Blocks	BB	+/-			
33 Moussa Cisse	C	15:55	1-3	0-0	3-4	4	3	7	2	4	5	0	0	0	1	3	
0 Avery Anderson, III	A	20:36	3-8	1-4	2-2	0	2	2	3	1	9	1	2	0	0	-9	
1 Bryce Thompson	B	24:48	4-11	4-8	0-2	0	1	1	4	2	12	1	1	2	0	1	
5 Rondel Walker	W	28:09	3-7	0-2	1-1	0	4	4	5	1	7	2	2	3	0	-8	
13 Isaac Likekele	L	37:33	5-10	0-0	4-6	0	3	3	3	14	3	3	2	0	0	-13	
23 Tyreek Smith	S	13:45	2-2	0-0	1-2	0	0	0	2	1	5	0	0	0	0	-13	
12 Matthew-Alexander Moncrieffe	M	26:27	4-7	0-0	1-2	2	5	7	4	3	9	2	2	2	1	2	-2
20 Keylan Boone	B	18:19	3-5	3-4	0-0	2	2	4	0	4	9	0	2	0	0	0	-3
22 Kalib Boone	B	06:55	1-1	0-0	0-0	0	0	0	1	2	2	0	2	0	0	0	4
24 Woody Newton	N	07:33	0-0	0-0	0-0	1	0	1	0	0	0	1	0	0	0	0	-5
Team						4	1	5		0	2						
Totals			26:54	8-18	12-19	13	21	34	28	17	72	10	16	9	1	6	-9

Technical Fouls: NONE

Florida - 81

Record: 13-8

NO. Name	F	Min	FG M-A	3P M-A	FT M-A	Rebounds OR DR	Fouls PF	TP M-A	AS	TO	ST	Blocks BS	+/-	
4 Anthony Duruji	F	27:33	3-7	2-4	2-4	2 3 5	2 2	10	2	2	1	1	0	-7
14 Kowacic Reeves	F	25:57	4-8	1-4	2-2	2 0 2	2 3	11	0	1	1	0	0	6
22 Tyree Appleby	G	32:09	5-10	3-8	8-9	0 3 3	3 7	21	4	2	3	0	0	6
23 Brandon McKissic	G	31:25	1-7	1-5	5-6	1 1 2	2 5	8	2	2	1	0	1	5
24 Phlandrous Fleming Jr.	G	32:50	3-6	2-4	6-6	3 3 6	3 3	14	2	2	1	0	0	12
0 Myreon Jones	F	17:57	1-4	1-4	5-6	0 1 1	0 3	8	0	0	2	0	0	10
1 CJ Felder	F	02:30	0-0	0-0	0-0	0 0 0	0 0	0	0	0	0	0	0	-4
32 Tuongthach Gatkek	F	21:47	2-2	0-0	4-6	1 2 3	4 4	8	0	1	1	3	0	10
10 Elijah Kennedy	F	04:41	0-2	0-1	1-2	0 1 1	0 1	1	0	1	0	0	0	-7
44 Nils Lane	F	13:11	0-1	0-1	0-0	0 0 0	1 0	0	0	0	1	2	0	14
Team						2 3 5		0	0					
Totals		19:47	10-31	33-41	11	17 28	17 28	81	10	11	11	6	1	9

Technical Fouls: NONE

OSU	FLA
Biggest lead	16 (1 st 6:28) 9 (2 nd 1:46)
Best Scoring Run	11 (1 st 6:28) 8 (2 nd 15:25)
Lead Changes	2
Times Tied	2
Time with Lead	29:19 09:08

Points from Turnovers	OSU	FLA
Paint	32	12
Second Chance	13	11
Fast Breaks	22	29
Bench	25	17

Shooting By Period	1 st FG%	2 nd FG%	3 rd FG%	4 th FG%	OT FG%
1 st FG%	10-29 34.5%	3PT% 5-20 25.0%	FT% 7-9 77.8%	2 nd FG%	9-18 50.0%
3PT%	5-11 45.5%	FT%	25-32 81.3%	GM FG%	19-47 40.4%
GM FG%	10-31 32.3%	3PT%	33-41 80.5%	FT%	33-41 80.5%

Dead Ball Rebounds: 4, 0

Florida 66, Missouri 65

Feb. 2, 2022 • 3 p.m. • Mizzou Arena • Columbia, Mo.



Official Basketball Box Score - Final
Florida at Missouri
02/02/22 Mizzou Arena, Columbia, Mo.
Missouri vs. Florida

Game Time: 2:00 PM
Game Duration: 1:54

Officials: Anthony Jordan, Job Hartness, Jerry Heater

Florida - 66

Record: 14-6 (4-5)

NO. Name	Min	FG	3P	FT	Rebounds	Fouls	TP	AS	TO	ST	Blocks	+/-				
		M	A	M-A	OR	DR	PF	DF			B	A				
4 Anthony Duruji	F 32:14	5-9	1-3	3-3	0	1	1	2	14	0	1	0	0	-6		
14 Kowacic Reeves	G 11:23	1-2	1-2	0-0	0	1	1	1	3	0	2	0	0	-7		
22 Tyree Appleby	G 22:45	3-4	1-2	10-10	0	0	0	3	17	1	3	1	0	7		
23 Brandon McKissic	G 21:12	1-5	0-1	0-2	0	3	3	1	4	2	2	2	0	-3		
24 Phlandrous Fleming Jr.	G 35:54	2-10	2-6	6-8	4	2	6	2	4	12	3	3	1	3		
0 Myreon Jones	31:52	5-10	5-8	3-3	0	5	5	2	1	18	1	1	0	2		
32 Tuongthach Gatkek	19:07	0-3	0-1	0-0	1	3	4	0	1	0	0	0	5	5		
1 CJ Felder	07:46	0-0	0-0	0-0	0	0	0	1	0	0	2	0	0	1		
44 Nils Lane	17:47	0-0	0-0	0-0	0	1	1	5	1	0	1	0	0	-2		
Team					3	2	5		0							
Totals		17-43	10-23	22-26	8	18	26	17	21	66	7	16	6	5	3	1
Technical Fouls:None																

Technical Fouls: NONE

Missouri - 65

Record: 8-13 (2-6)

NO. Name		Min	FG	3P	FT	Rebounds	Fouls	TP	AS	TO	ST	Blocks	+/-				
23 Trevon Brazile	F	20:03	2-5	0-0	3-4	0	4	4	1	2	7	1	2	1	0	0	5
24 Kobe Brown		33:32	3-6	0-1	2-2	1	2	3	4	2	8	3	1	1	1	1	-4
1 Amari Davis	G	33:03	3-8	0-1	3-4	0	2	2	3	3	9	1	1	2	0	0	1
5 Jarron Coleman	G	30:17	5-10	2-5	0-1	1	2	3	3	12	4	2	2	1	1	-6	0
12 Daljuan Gordon	G	32:47	3-9	2-4	2-2	2	7	9	5	3	10	3	1	1	0	1	0
0 Anton Brookshire		01:52	0-0	0-0	0-0	0	0	0	0	0	0	0	0	0	0	0	-1
21 Ronnie DeGray III		28:15	6-7	0-1	1-2	1	2	3	3	13	1	2	1	1	0	5	5
11 Yaya Keita		04:09	0-1	0-0	0-0	0	0	0	3	0	0	2	0	0	0	1	-7
13 Kaleb Brown		16:02	2-2	1-1	1-2	0	0	0	0	1	6	1	0	1	0	0	6
Team						3	0	3		0	2						
Totals			24-48	5-13	12-17	8	19	27	21	17	65	14	13	9	3	5	-1

Technical Fouls: NONE

UF	MIZ	Points from Turnovers	UF	MIZ	Period by Period Scoring
Biggest lead	8 (1 st 14:00) 9 (2 nd 8:04)	Turnovers	17	21	1st 2nd TOT
Best Scoring Run	6 (1 st 9:13) 9 (2 nd 10:30)	Paint	14	32	UF 33 33 66
Lead Changes	4	Second Chance	7	9	MIZ 31 34 65
Times Tied	1	Fast Breaks	6	2	
Time with Lead	23:28 16:12	Bench	18	19	

Florida 62, Ole Miss 57 (OT)

Feb. 5, 2022 • 3:30 p.m. • Exactech Arena • Gainesville, Fla.



Official Basketball Box Score - Final
Ole Miss at Florida
02/05/22 Exactech Arena at Stephen C. O'Connell Center, Gainesville
2021-22 Men's Basketball

Game Time: 3:30 PM
Game Duration: 2:18
Attendance: 10,007

Officials: Don Dally, Steven Anderson, Will Howard

Ole Miss - 57

Record: 12-11 (3-7)

NO. Name		Min	FG M-A	3P M-A	FT M-A	Rebounds OR DR TOT	Fouls PF	TP	AS	TO	ST	Blocks BS	+/-				
4 Jaemyn Brakelfield	F	15:38	0-3	0-2	0-0	2	2	4	2	0	0	2	0	1	-3		
3 Nysier Brooks	C	38:41	5-10	0-1	1-4	3	6	9	4	6	11	2	1	0	2		
1 Austin Crowley	C	11:32	1-5	0-1	0-0	1	0	1	0	2	2	1	0	1	3		
11 Matthew Murrell	G	45:00	4-16	4-10	2-4	0	2	2	2	4	14	2	0	1	-5		
14 Tye Fagan	G	33:20	5-9	3-5	2-2	1	4	5	1	1	15	1	9	2	1		
24 Jarkel Joiner		40:12	3-10	1-7	0-2	0	4	4	2	2	7	1	0	0	0		
15 Luis Rodriguez		34:15	1-4	0-2	6-7	4	7	11	4	5	8	1	1	1	0		
0 Eric Van Der Heijden		06:22	0-1	0-1	0-0	0	0	4	1	0	0	0	0	0	7		
Team						3	1	4		0	1						
Totals			19-58	8-29	11-19	14	30	44	17	18	57	8	14	5	3	7	-5
Technical Fouls: NONE																	

Technical Fouls: NONE

Florida - 62

Record: 15-8 (5-5)

NO. - Name		Totals (54-53)															
		Min	FG MA	3P MA	FT MA	Rebounds OR ON TOT	Fouls PF	TP	AS	TO	ST	Blocks BS BA	+/-				
4	Anthony Duruji	FG 22:18	1-2	0-0	0-0	0	4	4	0	2	1	1	0	0	-10		
12	Colin Castleton	FG 34:09	6-12	0-1	5-7	1	6	7	1	5	17	0	2	1	3	0	16
22	Tyree Appleby	FG 35:26	1-10	1-6	7-8	0	3	3	2	6	10	0	3	1	0	1	8
24	Phlandrous Fleming Jr.	FG 32:04	4-11	2-8	0-2	0	7	7	3	1	10	0	1	2	3	0	12
44	Nils Lane	FG 28:33	0-1	0-0	0-0	1	2	3	4	0	0	0	0	1	0	1	0
23	Brandon McKissic	FG 14:36	3-5	1-3	0-0	2	2	2	3	1	7	1	1	0	0	0	3
32	Tuongthach Gatkek	FG 04:57	0-1	0-0	0-0	0	1	1	0	0	0	0	0	0	0	1	-4
0	Myreon Jones	FG 28:57	3-5	2-4	0-0	0	1	1	0	2	8	0	0	0	0	0	-8
1	CJ Felder	FG 10:40	1-1	0-0	0-0	0	1	1	1	1	2	0	0	0	1	0	3
14	Kowacic Reeves	FG 13:20	2-3	2-3	0-0	0	1	1	0	1	6	1	0	0	0	0	-5
Team						2	0	2		0	1						
Totals			21-51	8-25	12-17	4	28	32	18	17	62	13	9	6	7	3	5

Technical Fouls: NONE

OLE	FLA
Biggest lead	9 (1 st 8:19) 9 (1 st OT 0:41)
Best Scoring Run	11 (1 st 8:19) 9 (1 st OT 0:41)
Lead Changes	9
Times Tied	10
Time with Lead	23:25 13:47

Points from Turnovers	OLE	FLA
Paint	16	24</




2021-22 BOX SCORES

Kentucky 78, Florida 57
Feb. 12, 2022 • 4 p.m. • Rupp Arena • Lexington, Ky.

<div><div>NCAA</div><div>Official Basketball Box Score - Final</div><div>Florida at Kentucky</div><div>02/12/22 Rupp Arena, Lexington</div><div>2021-22 Men's Basketball</div></div> <div>Game Time: 4:00 PM Game Duration: 2:04 Attendance: 20,383</div> <div>Officials: Tony Greene, Chuck Jones, K.B. Burdett Jr.</div>														
Florida - 57														
Record: 16-9 (6-6)														
NO. Name	Min	FG	3P	FT	Rebounds	Fouls	TP	AS	TO	ST	Blocks	BS	BA	+/-
		M-A	M-A	M-A	OR DR	OT	PF	FD						
4 Anthony Duruji	F 26:46	1-7	1-5	0-0	0 4 4 0	0 0 3	3	1	1	0	0	0	0	-21
12 Colin Castleton	F 30:19	8-12	0-1	2-2	2 5 7 3	2 18	0	4	0	0	0	0	0	-23
22 Tyree Appleby	G 07:30	0-1	0-1	0-0	0 1 1 1	2 0	1	0	0	0	0	0	0	-11
24 Phlandrous Fleming Jr.	G 28:51	3-8	0-3	2-2	0 4 4 1	2 8	2	0	0	0	0	0	0	-20
44 Nials Lane	G 18:09	1-1	0-0	1-1	0 1 1 1	3 1	3	0	2	0	0	0	0	-5
23 Brandon McKissic	26:40	4-6	0-2	1-1	0 1 1 0	1 1	9	1	3	0	0	0	0	-10
0 Myreon Jones	24:44	2-4	2-3	0-0	0 0 0 0	3 1	6	1	0	1	0	0	0	-14
1 CJ Felder	18:35	2-4	2-4	0-0	2 1 3 1	0 6	0	0	0	1	1	0	0	5
14 Kowacic Reeves	15:06	1-5	0-2	0-0	0 0 0 0	1 0	2	0	0	0	0	0	0	2
10 Elijah Kennedy	01:40	0-2	0-1	0-0	0 0 0 0	0 0	0	0	0	0	0	0	0	-4
32 Tyongnach Gatkek	01:40	1-1	0-0	0-0	0 1 0 0	0 0	2	0	0	0	0	0	0	-4
Team					0 3 3		0							
Totals		23-51	5-22	6-6	5 20 25	13 9	57	8	10	3	1	0	0	-21
Technical Fouls: NONE														
Shooting By Period														
1st FG%	12-26	46.2%												
3PT%	3-11	27.3%												
FT%	1-1	100%												
2nd FG%	11-25	44.0%												
3PT%	2-11	18.2%												
FT%	5-5	100%												
GM FG%	23-51	45.1%												
3PT%	5-22	22.7%												
FT%	6-6	100.0%												
Dead Ball Rebounds: 0, 0														

Kentucky - 78															Record: 21-4 (10-2)																						
NO. Name		Min	FG	3P	FT	Rebounds			Fouls	TP	AS	TO	ST	Blocks	BS	BA	+/-	Shooting By Period																			
12 Keion Brooks Jr.		F 25:02	1-4	0-0	0-0	1	0	1	0	2	2	3	3	0	0	0	5	1 st FG%	14-34	41.2%																	
34 Oscar Tshiebewe		F 38:29	11-18	0-0	5-6	10	9	19	1	7	27	2	2	3	0	0	21	3PT%	4-13	30.8%																	
2 Sahvir Wheeler		G 26:40	4-7	1-2	0-0	1	2	3	3	0	6	0	0	0	0	0	30	FT%	1-3	33.3%																	
3 TyTy Washington Jr.		G 25:52	4-13	2-7	0-1	0	5	5	0	2	10	6	0	0	1	1	16	2 nd FG%	17-33	51.5%																	
31 Kellan Grady		G 39:29	5-13	4-11	1-1	1	1	2	0	2	15	0	0	0	0	0	19	3PT%	6-14	42.9%																	
10 Davion Mintz		27:59	4-9	3-7	0-0	0	2	2	0	0	11	1	0	0	0	0	-2	FT%	5-6	83.3%																	
4 Daimion Collins		00:38	0-0	0-0	0-0	0	0	0	0	1	0	0	0	0	0	0	0	GM FG%	31-67	46.3%																	
23 Bryce Hopkins		02:09	0-0	0-0	0-0	0	0	0	0	0	0	0	0	0	0	0	0	3PT%	10-27	37.0%																	
55 Lance Ware		13:42	2-3	0-0	0-1	4	3	7	2	2	4	0	0	0	0	0	16	FT%	6-9	66.7%																	
Team						1	3	2			0							Dead Ball Rebounds: 1, 0																			
Totals			31-67	10-27	6-9	18	23	41	9	13	78	17	5	7	0	1	21	Technical Fouls: NONE																			
Biggest lead																				FLA						UKY											
																				2 (1 st 19:35)						21 (2 nd 0:21)											
Best Scoring Run																				10 (1 st 9:54)						12 (1 st 14:27)											
Lead Changes																				1																	
Times Tied																				0																	
Time with Lead																				00:47						38:48											
Points from Turnovers																				FLA						UKY											
																				4						17											
Paint																				26						32											
Second Chance																				7						20											
Fast Breaks																				6						8											
Bench																				25						15											
Period by Period Scoring																				1st						2nd				TOT							
																				FLA						28				29				57			
																				UKY						33				45				78			

Texas A&M 56, Florida 55
Feb. 15, 2022 • 7 p.m. • Reed Arena • College Station, Texas



Official Basketball Box Score - Final

Florida at Texas A&M

02/15/22 Reed Arena, Bryan College Station

2021-22 Men's Basketball

Game Time: 6:00 PM

Game Duration: 2:17

Attendance: 6,349

Officials: Joe Lindsay, Anthony Jordan, Terry Wylmer

Florida - 55

Record: 16-10 (6-7)

NO. Name	Min	FG M-A	3P M-A	FT M-A	Rebounds OR DR TOT	Fouls PF F	TP	AS	TO	ST	Blocks BS	BA	+/-
1 CJ Felder	F 16:13	3-4	0-0	1-2	3 2 5 1	1 7	1	1	1	1	2	0	4
12 Colin Castleton	F 37:05	5-10	0-0	5-5	7 8 15 5	2 5	15	2	2	0	2	1	5
0 Myreon Jones	G 24:48	3-11	3-9	1-2	0 2 2 2	2 0	10	1	0	0	0	0	6
22 Tyree Appleby	G 34:01	1-8	1-6	0-0	0 2 2 2	3 4	3	1	0	0	0	0	-7
24 Phlandrous Fleming Jr.	G 33:57	2-11	2-7	3-4	4 2 6 3	3 9	2	4	3	1	0	6	
4 Anthony Duruji	07:04	1-2	0-1	0-0	1 0 1 0	1 3	0	2	1	0	1	0	-6
44 Nials Lane	21:27	1-3	0-0	4-4	3 2 5 1	2 6	3	1	0	0	0	0	1
14 Kowacic Reeves	08:32	0-6	0-4	0-0	0 0 0 0	0 0	0	0	0	0	0	0	-9
23 Brandon McKissic	14:13	1-3	1-2	0-0	0 0 0 0	3 2	3	0	0	0	0	0	2
10 Elijah Kennedy	02:40	0-1	0-1	0-0	0 0 0 0	0 0	0	0	0	0	0	0	-7
Team					2 2 4		0		1				
Totals		17-59	7-30	14-17	20 20 40	18 17	55	12	14	6	5	2	-1

Technical Fouls: McKissic 2nd 16:34

Shooting By Period

1st FG%

7-32

21.9%

3PT%

2-15

13.3%

FT%

4-4

100%

2nd FG%

10-27

37.0%

3PT%

5-15

33.3%

FT%

10-13

76.9%

GM FG%

17-59

28.8%

3PT%

7-30

23.3%

FT%

14-17

82.4%

Dead Ball Rebounds: 2, 0

Texas A&M - 56															
Record: 16-10 (6-8)															
NO. Name	Min	FG M-A	3P M-A	FT M-A	Rebounds OR DR TOT	Fouls PF	TP	AS	TO	ST	Blocks BS	BA	+/-		
														Shooting By Period	
15 Henry Coleman III	F 25:21	2-5	0-0	0-0	1 4 5 3	0 4	0	2	0	0	0	0	0	0	1 st FG 9-28 32.1%
31 Jayvonte Brown	F 20:04	3-5	0-0	0-0	5 2 7 0	0 6	0	0	0	0	0	0	0	-1	3PT% 1-10 10.0%
1 Marcus Williams	G 08:42	1-4	0-2	0-0	0 0 0 0	1 0	2	0	3	0	0	0	0	-3	FT% 8-8 100%
3 Quenton Jackson	G 29:13	4-13	0-6	8-8	1 1 2 4	7 16	2	1	0	0	1	0	0	-1	2 nd FG 10-28 35.7%
23 Tyrece Radford	G 31:29	2-4	1-1	2-2	4 4 8 2	2 1	7	1	2	0	0	1	0	-8	3PT% 1-8 12.5%
4 Wade Taylor IV	15:33	2-9	1-5	3-3	0 1 1 1	2 8	3	0	0	0	0	1	4	-8	FT% 8-8 100%
0 Aaron Cash	03:44	0-0	0-0	0-0	0 3 3 0	0 0	0	0	0	0	0	0	0	2	GM FG% 19-56 33.9%
5 Hassan Diarra	11:22	2-2	0-0	2-2	0 0 0 0	3 4	6	3	3	0	0	0	3	-2	3PT% 2-18 11.1%
10 Ethan Henderson	16:11	1-2	0-0	0-0	2 1 3 0	0 1	2	0	0	0	2	1	0	-2	FT% 16-16 100.0%
20 Andre Gordon	21:46	1-6	0-3	0-0	1 6 7 0	0 0	2	2	4	0	4	0	0	11	
35 Manny Obaseki	11:22	1-3	0-0	1-1	1 1 2 3	2 3	3	1	1	0	0	0	0	2	
2 Hayden Hefner	05:13	0-3	0-1	0-0	0 0 0 1	1 0	0	0	0	0	0	0	0	-4	
Team					2 0 2 0	0 0	0	0	0	0	1	0	0	0	
Totals		19:56	2-18	16-16	17 23 40	18 17	56	12	14	5	2	5	1	1	
Technical Fouls:Obaseki 2 nd 16:34															
		UF		TAMU		Points from Turnovers		UF		TAMU		Period by Period Scoring			
Biggest lead		4 (1 st 18:11)		13 (1 st 6:56)		9		17				1 st 2 nd TOT			
Best Scoring Run		11 (2 nd 6:23)		15 (2 nd 6:56)		20		32		UF		20 35 55			
Lead Changes		5				22		12							
Times Tied		6				5		2							
Time with Lead		08:17		27:17		Bench		11 21		TAMU		27 29 56			



2021-22 BOX SCORES

Florida 84, Georgia 72

Feb. 26, 2022 • 12 p.m. • Stegeman Coliseum • Athens, Ga.



Official Basketball Box Score - Final
Florida at Georgia
02/26/22 Stegeman Coliseum, Athens
2021-22 Men's Basketball

Game Time: 12:01 PM
Game Duration: 1:51
Attendance: 9,070

Officials: Terry Oglesby, Anthony Jordan, Will Howard

Florida - 84

Record: 18-11 (8-8)

NO.	Name	Min	FG	3P	FT	Rebounds	Fouls	TP	AS	TO	ST	Blocks	+/-
			M-A	M-A	M-A	OR DR TOT	PF FD					BS BA	
1	CJ Felder	F 10:37	0-1	0-1	0-0	0 0 0	2 0	0	0	0	1	0 0	5
12	Colin Castleton	F 35:48	5-9	0-0	0-0	2 10 12	1 1	10	5	0	0	3 1	13
0	Myreon Jones	G 30:46	4-9	3-8	2-2	0 2 2	1 1	13	0	0	1	1 0	7
22	Tyree Appleby	G 30:24	7-13	5-9	2-2	0 0 0	2 2	21	7	2	1	0 0	19
24	Phlandrous Fleming Jr.	G 36:32	11-18	4-9	1-1	3 2 5	2 4	27	4	3	1	0 0	19
14	Kowacie Reeves	12:38	1-2	1-2	0-0	0 1 1	0 0	3	0	0	0	1 0	1
23	Brandon McKissic	18:50	2-5	1-2	1-3	0 0 0	2 2	6	2	0	0	0 0	-4
32	Tuongthach Gatkek	02:50	0-0	0-0	0-0	1 2 3	1 0	0	0	1	0	0 0	0
44	Niels Lane	21:35	1-3	0-0	2-2	2 3 5	2 1	4	2	0	0	1 0	0
Team						0 1 1				0	0		
Totals			31-60	14-31	8-10	8 21 29	13 11	84	20	6	4	6 1	12

Technical Fouls: NONE

Shooting By Period		
1 st FG%	15-30	50.0%
3PT%	8-15	53.3%
FT%	3-4	75%
2 nd FG%	16-30	53.3%
3PT%	6-16	37.5%
FT%	5-6	83.3%
GM FG%	31-60	51.7%
3PT%	14-31	45.2%
FT%	8-10	80.0%

Dead Ball Rebounds: 1, 1

Georgia - 72

Record: 6-23 (1-15)

NO.	Name	Min	FG	3P	FT	Rebounds	Fouls	TP	AS	TO	ST	Blocks	+/-
			M-A	M-A	M-A	OR DR TOT	PF FD					BS BA	
23	Braelyn Bridges	F 34:24	8-12	0-0	0-0	3 4 7	2 1	16	3	3	0	0 2	-14
10	Aaron Cook	G 34:25	4-11	2-5	0-0	0 2 2	3 1	10	4	0	0	0 0	-17
3	Kario Okendo	36:00	7-19	4-11	2-3	2 4 6	2 4	20	0	2	1	0 4	-2
5	Christian Wright	26:40	2-4	0-0	4-4	1 2 3	1 2	8	4	2	0	0 0	2
11	Jaxon Etter	21:01	2-3	0-0	0-0	0 2 2	0 3	4	1	2	0	0 0	-13
12	Josh Taylor	01:31	0-0	0-0	0-0	0 0 0	0 0	0	0	0	0	0 0	2
20	Noah Baumann	12:08	1-3	1-3	0-0	0 1 1	1 0	3	0	0	0	0 0	-9
1	Jabari Abdur-Rahim	16:01	1-2	0-1	0-0	0 1 1	0 0	2	0	0	0	0 0	-13
15	Dalen Ridginal	17:50	2-4	2-3	3-4	1 2 3	2 2	9	2	1	1	1 0	4
Team						4 2 6				0	0		
Totals			27-58	9-23	9-11	11 20 31	11 13	72	14	10	2	1 6	-12

Technical Fouls: NONE

Shooting By Period		
1 st FG%	14-31	45.2%
3PT%	6-15	40.0%
FT%	0-0	0%
2 nd FG%	13-27	48.1%
3PT%	3-8	37.5%
FT%	9-11	81.8%
GM FG%	27-58	46.6%
3PT%	9-23	39.1%
FT%	9-11	81.8%

Dead Ball Rebounds: 0, 2

	UF	UGA
Biggest lead	17 (2 nd 16:59)	4 (1 st 15:13)
Best Scoring Run	13 (2 nd 16:59)	7 (1 st 5:31)
Lead Changes	8	
Times Tied	1	
Time with Lead	34:22	05:08

Points from	UF	UGA
Turnovers	19	8
Paint	26	36
Second Chance	9	14
Fast Breaks	10	6
Bench	13	14

Period by Period Scoring	1st	2nd	TOT
UF	41	43	84
UGA	34	38	72

Florida 82, Vanderbilt 78

March 1, 2022 • 8:30 p.m. • Memorial Gym • Nashville, Tenn.



Official Basketball Box Score - Final
Florida at Vanderbilt
03/01/22 Memorial Gymnasium, Nashville
2021-22 Men's Basketball

Game Time: 7:30 PM
Game Duration: 1:58
Attendance: 6,558

Officials: Terry Wymer, Chuck Jones, Steve Anderson

Florida - 82

Record: 19-11 (9-8)

NO.	Name	Min	FG	3P	FT	Rebounds	Fouls	TP	AS	TO	ST	Blocks	+/-
			M-A	M-A	M-A	OR DR TOT	PF FD					BS BA	
1	CJ Felder	F 06:01	1-1	0-0	0-0	1 1 2	1 0	2	0	0	0	0 0	4
12	Colin Castleton	F 31:36	6-16	0-0	7-8	2 6 8	0 7	19	1	0	1	0 2	8
0	Myreon Jones	G 29:25	5-9	3-7	0-0	0 1 1	0 1	13	1	1	0	0 0	8
22	Tyree Appleby	G 33:00	4-9	3-5	1-1	0 3 3	3 3	12	2	3	0	0 0	2
24	Phlandrous Fleming Jr.	G 33:17	5-10	2-4	4-4	1 3 4	2 4	16	6	2	3	2 0	10
44	Niels Lane	25:36	3-3	0-0	0-0	0 1 1	2 1	6	0	0	1	1 0	9
14	Kowacie Reeves	12:44	1-3	1-3	0-0	0 3 3	1 0	3	0	2	0	0 0	-6
23	Brandon McKissic	19:57	2-4	1-2	0-1	0 0 0	1 1	5	1	0	1	0 0	-11
32	Tuongthach Gatkek	08:24	3-3	0-0	0-0	1 0 1	2 1	6	2	0	0	0 0	-4
Team						0 2 2				0	0		
Totals			30-58	10-21	12-14	5 20 25	12 18	82	13	8	6	3 2	4

Technical Fouls: NONE

Shooting By Period		
1 st FG%	15-27	55.6%
3PT%	6-12	50.0%
FT%	3-4	75%
2 nd FG%	15-31	48.4%
3PT%	4-9	44.4%
FT%	9-10	90%
GM FG%	30-58	51.7%
3PT%	10-21	47.6%
FT%	12-14	85.7%

Dead Ball Rebounds: 0, 0

Vanderbilt - 78

Record: 14-15 (6-11)

NO.	Name	Min	FG	3P	FT	Rebounds	Fouls	TP	AS	TO	ST	Blocks	+/-
			M-A	M-A	M-A	OR DR TOT	PF FD					BS BA	
42	Quentin Millora-Brown	F 27:56	0-0	0-0	0-0	3 3 6	2 1	0	1	0	0	0 0	-18
0	Tyrin Lawrence	G 15:10	2-3	1-2	0-0	0 3 3	2 0	5	1	2	0	0 0	-2
2	Jordan Phippen Jr.	G 35:56	11-18	5-7	2-5	0 3 3	3 6	29	7	3	3	0 3	-5
4	Scotty Wright	G 33:30	3-7	0-4	0-0	2 7 9	3 3	6	3	3	0	0 0	-4
33	Drew Weikert	G 05:09	0-0	0-0	0-0	0 0 0	0 0	0	0	0	0	0 0	-8
21	Liam Robbins	12:19	3-3	1-1	1-1	0 0 0	3 1	8	0	1	0	2 0	-4
12	Trey Thomas	26:51	6-9	5-7	0-0	0 3 3	3 2	17	2	2	0	0 0	-4
10	Myles Stute	28:46	3-9	3-8	0-0	0 4 4	2 1	9	0	0	0	0 0	21
5	Shane Dezonie	06:54	1-2	0-0	0-0	0 0 0	0 1	2	1	1	0	0 0	3
15	Tarren Frank	07:29	1-2	0-0	0-0	0 1 1	0 0	2	1	1	0	0 0	1
Team						0 1 1				0	0		
Totals			30-53	15-29	3-6	5 25 30	18 12	78	16	15	6	2 3	-4

Technical Fouls: NONE

Shooting By Period		
1 st FG%	13-27	48.1%
3PT%	8-16	50.0%
FT%	1-2	50%
2 nd FG%	17-26	65.4%
3PT%	7-13	53.8%
FT%	2-4	50%
GM FG%	30-53	56.6%
3PT%	15-29	51.7%
FT%	3-6	50.0%

Dead Ball Rebounds: 1, 0

	FLA	VAN
Biggest lead	8 (1 st 16:58)	9 (2 nd 10:10)
Best Scoring Run	9 (2 nd 0:00)	15 (2 nd 10:10)
Lead Changes	6	
Times Tied	2	
Time with Lead	25:30	13:04

Points from	FLA	VAN
Turnovers	20	4
Paint	32	24
Second Chance	7	5
Fast Breaks	7	8
Bench	20	38

Period by Period Scoring	1st	2nd	TOT
FLA	39	43	82
VAN	35	43	78

Kentucky 71, Florida 63

March 5, 2022 • 2 p.m. • Exactech Arena • Gainesville, Fla.



Official Basketball Box Score - Final
Kentucky at Florida
03/05/22 Exactech Arena at Stephen C. O'Connell Center, Gainesville
2021-22 Men's Basketball

Game Time: 2:00 PM
Game Duration: 2:12
Attendance: 9,788

Officials: Pat Adams, Byron Jarrett, Todd Austin

Kentucky - 71

Record: 25-6 (14-4)

NO.	Name	Min	FG	3P	FT	Rebounds	Fouls	TP	AS	TO	ST	Blocks	+/-
			M-A	M-A	M-A	OR DR TOT	PF FD					BS BA	
12	Keion Brooks Jr.	F 14:49	1-2	0-0	0-0	0 2 2	1 1	2	0	1	0	0 0	-12
34	Oscar Tshiebwwe	F 36:58	11-16	0-0	5-5	3 11 14	3 5	27	0	2	3	2 0	10
2	Sahvir Wheeler	G 29:14	6-10	1-3	0-2	0 2 2	3 3	13	5	3	2	0 0	8
3	TyTy Washington Jr.	G 25:23	1-6	0-2	4-4	1 3 4	0 5	6	5	1	1	0 0	1
31	Kellan Grady	G 37:23	5-8	1-3	0-0	0 2 2	2 0	11	3	0	1	0 0	12
10	Davion Mintz	25:23	3-9	2-7	2-4	1 2 3	2 2	10	0	1	0	0 0	7
0	Jacob Toppin	25:53	1-4	0-0	0-1	1 6 7	0 1	2	1	1	0	0 0	17
55	Lance Ware	02:20	0-0	0-0	0-0	0 0 0	3 1	0	0	0	0	0 0	1
23	Bryce Hopkins	02:37	0-1	0-0	0-0	0 0 0	0 0	0	0	0	0	0 1	-4
Team						1 0 1				0	1		
Totals			28-56	4-15	11-16	7 28 35	14 18	71	14	10	7	2 1	8


Technical Fouls: NONE

Shooting By Period		
1 st FG%	15-31	48.4%
3PT%	4-11	36.



2021-22 BOX SCORES

Florida 79, Iona 74
March 16, 2022 • 9 p.m. • Exactech Arena • Gainesville, Fla. • NIT 1st Round



Official Basketball Box Score - Final

Iona at Florida

03/16/22 Exactech Arena at Stephen C. O'Connell Center, Gainesville

2021-22 Men's Basketball

Game Time: 9:00 PM

Game Duration: 2:06

Attendance: 3,023

Officials: Jamie Luckie, Jerry Heater, Todd Austin

Iona - 74

Record: 25-8

NO. Name	Min	FG M-A	3P M-A	FT M-A	Rebounds OR DR TOT	Fouls PF FD	TP	AS	TO	ST	Blocks BS BA	+/-
0 Berrick JeanLouis	F 05:21	0-0	0-0	0-0	0 0 0	3 0	0	3	3	0	0 0 0	0
23 Nelly Joseph	F 32:43	8-12	0-0	2-2	6 6 12	2 1	18	0	3	1	0 1 -2	-2
24 Dylan van Eyck	F 27:47	5-9	3-4	2-6	2 2 4	3 4	15	4	1	0	0 0 11	11
2 Elijah Joiner	G 25:42	5-9	2-5	1-3	1 6 7	3 2	13	1	3	2	1 0 -10	-10
25 Tyson Jolly	G 39:11	7-15	0-3	1-2	2 2 4	3 1	15	4	1	2	0 1 -5	-5
13 Walter Clayton Jr.	27:08	2-8	1-3	3-4	0 2 2	1 3	8	1	1	4	0 2 1	1
3 Ryan Myers	18:27	0-6	0-3	0-0	0 1 1	2 0	0	1	1	0	0 0 1	-7
11 Quinn Slazinski	12:13	0-1	0-1	0-0	0 0 0	1 0	0	2	2	0	0 0 -16	-16
55 Osborn Shema	07:17	2-2	0-0	1-1	0 1 1	1 1	5	0	0	0	0 0 -3	-3
5 Joshua Duach	01:56	0-1	0-1	0-0	0 0 0	1 0	0	0	1	0	0 0 0	0
4 Parker Weiss	02:15	0-0	0-0	0-0	0 1 1	0 0	0	0	0	0	0 0 6	6
Team					4 1 5		0	0				
Totals		29-63	6-20	10-18	15 22 37	20 12	74	16	9	1	5 5 -5	-5

Shooting By Period

1st FG% 17-32 53.1%

3PT% 4-9 44.4%

FT% 4-5 80%

2nd FG% 12-31 38.7%

3PT% 2-11 18.2%

FT% 6-13 46.2%

GM FG% 29-63 46.0%

3PT% 6-20 30.0%


FT% 10-18 55.6%

Dead Ball Rebounds: 3, 0

Florida - 79														
Record: 20-13														
NO. Name	Min	FG M-A	3P M-A	FT M-A	Rebounds OR DR TOT	Fouls PF FD	TP	AS	TO	ST	Blocks BS BA	+/-	Shooting By Period	
12 Colin Castleton	F 33:31	8-14	0-1	2-3	5 8 13	2 3	18	0	2	2	0 0 -2	-2	1st FG%	14-35 40.0%
14 Kowacie Reeves	G 30:05	5-10	3-8	1-3	2 4 6	1 4	14	0	1	1	0 0 8	8	3PT%	2-12 16.7%
22 Tyree Appleby	G 28:44	3-11	3-7	5-6	0 3 3	1 7	14	5	3	0	0 0 4	4	FT%	5-5 100%
23 Brandon McKissic	G 18:47	0-3	0-0	0-0	0 1 1	1 1	0	3	2	1	0 1 -2	-2	2nd FG%	16-29 55.2%
24 Phlandrous Fleming Jr.	G 30:38	8-16	0-3	2-2	3 2 5	2 3	18	1	0	2	2 0 0	0	3PT%	5-12 41.7%
0 Myreon Jones	26:33	1-4	1-4	2-2	1 2 3	1 2	5	2	3	3	0 0 6	6	FT%	7-11 63.6%
44 Nils Lane	21:00	3-3	0-0	0-0	0 1 1	1 0	6	2	1	1	1 0 5	5	GM FG%	30-64 46.9%
32 Tuongthach Gatkek	06:29	2-2	0-0	0-0	2 0 2	3 0	4	0	0	1	0 0 7	7	3PT%	7-24 29.2%
10 Elijah Kennedy	04:13	0-1	0-1	0-0	0 0 0	0 0	0	0	0	0	0 0 -1	-1	FT%	12-16 75.0%
Team														
Totals														
Dead Ball Rebounds: 1, 0														
Technical Fouls: NONE														

	ION	FLA		
Biggest lead	8 (1st 9:08)	7 (2nd 7:27)	Points from Turnovers	18 25
Best Scoring Run	7 (1st 0:00)	8 (2nd 7:27)	Paint	40 40
Lead Changes	3		Second Chance	13 15
Times Tied	5		Fast Breaks	5 16
Time with Lead	29:26	08:20	Bench	13 15

Xavier 72, Florida 56
March 20, 2022 • 1 p.m. • Cintas Center • Cincinnati, Ohio • NIT 2nd Round



Official Basketball Box Score - Final

Florida at Xavier

03/20/22 Cintas Center, Cincinnati

2021-22 Men's Basketball

Game Time: 1:00 PM

Game Duration: 2:07

Attendance: 3,437

Officials: Matt Potter, Clarence Armstrong, Greg Evans

Florida - 56

Record: 20-14

NO. Name	Min	FG M/A	3P M/A	FT M/A	Rebounds OR DR TOT	Fouls PF FD	TP	AS	TO	ST	Blocks BS BA	+/-	Shooting By Period		
12 Colin Castleton	F 32:12	4-8	0-0	2-3	1 5 6	0 4	10	0	1	1	0 0	-16	1st FG%	13-28 46.4%	
14 Kowacie Reeves	G 25:22	5-11	3-8	1-2	0 1 1	4 2	14	2	1	3	0 0	-13	3PT%	5-11 45.5%	
22 Tyree Appleby	G 29:29	4-12	2-7	0-0	0 4 4	3 0	10	3	1	1	0 0	-9	FT%	2-2 100%	
23 Brandon McKissic	G 25:40	0-4	0-2	2-2	0 1 1	2 3	2	2	2	1	0 0	-15	2nd FG%	8-36 22.2%	
24 Phlandrous Fleming Jr.	G 32:06	3-13	0-6	3-4	3 5 8	4 3	9	3	3	3	0 0	-11	3PT%	1-19 5.3%	
0 Myreon Jones	25:24	1-8	1-7	0-0	1 3 4	1 0	3	1	3	4	0 0	-7	FT%	6-9 66.7%	
44 Nils Lane	16:53	3-6	0-0	0-0	1 2 3	1 0	6	0	3	0	0 1	-8	GM FG%	21-64 32.8%	
32 Tuongthach Gatkek	07:48	1-2	0-0	0-0	1 0 1	4 1	2	0	1	1	0 1	0	3PT%	6-30 20.0%	
10 Elijah Kennedy	04:40	0-0	0-0	0-0	0 0 0	0 0	0	0	0	0	0 0	-1	FT%	8-11 72.7%	
3 Alex Klatsky	00:26	0-0	0-0	0-0	0 0 0	0 0	0	0	0	0	0 0	0	Dead Ball Rebounds: 0, 0		
Team															
Totals														21-64 6-30 8-11 9 23 32 19 13 56 11 0 14 0 0 2 -16	
Technical Fouls: NONE															

Xavier - 72														
Record: 20-13														
NO. Name	Min	FG M-A	3P M-A	FT M-A	Rebounds OR DR TOT	Fouls PF FD	TP	AS	TO	ST	Blocks BS BA	+/-	Shooting By Period	
24 Jack Nunge	F 19:38	4-5	1-1	3-4	1 7 8	1 2	12	4	0	1	0 0 12	12	1st FG%	14-30 46.7%
1 Paul Scruggs	G 19:28	1-4	0-3	0-0	0 3 3	1 1	2	3	2	1	1 0 6	6	3PT%	3-11 27.3%
3 Colby Jones	G 33:06	4-9	0-2	3-4	0 2 2	1 3	11	5	4	4	0 0 16	16	FT%	2-5 40%
5 Adam Kunkel	G 33:41	2-6	0-3	1-2	0 4 4	3 2	5	1	3	1	0 0 12	12	2nd FG%	12-23 52.2%
10 Nate Johnson	G 34:35	3-13	3-10	7-9	1 4 5	3 5	16	1	2	2	0 0 14	14	3PT%	1-9 11.1%
4 Cesare Edwards	06:00	1-1	0-0	0-0	0 2 2	0 0	2	0	1	0	0 0 -1	-1	FT%	14-17 82.4%
11 Dwon Odum	26:44	4-5	0-0	2-2	2 5 7	0 3	10	3	3	0	1 0 16	16	GM FG%	26-53 49.1%
32 Zach Freemantle	16:31	5-7	0-0	0-1	1 6 7	1 2	10	1	2	1	0 0 2	2	3PT%	4-20 20.0%
21 Jerome Hunter	10:17	2-3	0-1	0-0	0 1 1	3 1	4	0	1	0	0 0 3	3	FT%	16-22 72.7%
Team														
Totals														
Dead Ball Rebounds: 3, 1														
Technical Fouls: NONE														

	FLA	XAV		
Biggest lead	3 (1st 19:51)	18 (2nd 0:07)	Points from Turnovers	16 18
Best Scoring Run	6 (2nd 11:51)	7 (1st 14:45)	Paint	28 38
Lead Changes	1		Second Chance	8 9
Times Tied	3		Fast Breaks	7 14
Time with Lead	02:41	36:25	Bench	11 26



2021-22 SEASON STATS

All Games | 20-14 Overall, 13-5 Home, 4-7 Away, 3-2 Neutral

Player	GP	GS	MIN	AVG	FG	FGA	FG%	3FG	FGA	3FG%	FT	FTA	FT%	OFF	DEF	TOT	AVG	PF	DQ	A	TO	BLK	STL	PTS	AVG
Colin Castleton	28	28	859	30.7	172	315	.546	0	9	.000	109	155	.703	87	166	253	9.0	56	1	43	61	62	24	453	16.2
Phlandrous Fleming	34	23	934	27.5	122	321	.380	40	136	.294	93	117	.795	63	86	149	4.4	59	0	71	58	23	51	377	11.1
Tyree Appleby	34	27	932	27.4	100	275	.364	65	190	.342	106	125	.848	2	70	72	2.1	65	0	125	87	4	42	371	10.9
Anthony Duruji	30	28	735	24.5	96	181	.530	22	65	.338	43	58	.741	44	78	122	4.1	84	1	33	48	16	28	257	8.6
Myreon Jones	33	21	922	27.9	93	262	.355	62	193	.321	31	42	.738	14	77	91	2.8	38	0	52	43	5	43	279	8.5
Brandon McKissic	34	22	824	24.2	70	191	.366	27	111	.243	31	52	.596	18	67	85	2.5	71	1	62	45	3	38	198	5.8
Kowacie Reeves	29	10	451	15.6	50	132	.379	32	96	.333	27	36	.750	14	28	42	1.4	25	0	11	18	4	14	159	5.5
Jason Jitoboh	18	4	188	10.4	31	49	.633	0	1	.000	11	16	.688	21	22	43	2.4	36	2	7	6	11	6	73	4.1
CJ Felder	30	3	365	12.2	41	75	.547	14	36	.389	8	17	.471	31	38	69	2.3	38	0	11	15	19	13	104	3.5
Niels Lane	21	3	319	15.2	24	45	.533	1	6	.167	14	20	.700	13	28	41	2.0	31	1	10	15	7	7	63	3.0
Toungthach Gatkek	21	0	163	7.8	14	29	.483	0	2	.000	7	14	.500	13	25	38	1.8	33	0	4	7	16	9	35	1.7
Elijah Kennedy	23	0	148	6.4	12	59	.203	6	40	.150	1	2	.500	0	16	16	0.7	7	0	6	9	1	9	31	1.3
Keyontae Johnson	1	1	0	0.0	0	0	.000	0	0	.000	0	0	.000	0	0	0	0.0	0	0	0	0	0	0	0	0.0
Alex Klatsky	7	0	10	1.4	0	2	.000	0	2	.000	0	0	.000	1	0	1	0.1	0	0	0	0	0	0	0	0.0
TEAM														56	66	122	3.6	0		11				0	
Total	34				825	1936	.426	269	887	.303	481	654	.735	377	767	1144	33.6	543	6	435	423	171	284	2400	70.6
Opponents	34				831	1885	.441	200	621	.322	399	572	.698	369	820	1189	35.0	600	12	409	498	90	259	2261	66.5

SEC Games | 9-9 Overall, 5-4 Home, 4-5 Away

Player	GP	GS	MIN	AVG	FG	FGA	FG%	3FG	FGA	3FG%	FT	FTA	FT%	OFF	DEF	TOT	AVG	PF	DQ	A	TO	BLK	STL	PTS	AVG
Colin Castleton	13	13	428	32.9	89	157	.567	0	3	.000	55	69	.797	41	75	116	8.9	25	0	18	25	31	11	233	17.9
Tyree Appleby	18	14	502	27.9	54	147	.367	38	106	.358	60	73	.822	2	31	33	1.8	36	0	73	50	1	19	206	11.4
Phlandrous Fleming	18	14	518	28.8	58	171	.339	23	82	.280	38	51	.745	31	53	84	4.7	32	0	42	30	10	27	177	9.8
Myreon Jones	18	9	474	26.3	51	137	.372	40	111	.360	14	22	.636	4	37	41	2.3	24	0	24	20	4	16	156	8.7
Anthony Duruji	16	14	403	25.2	51	97	.526	11	38	.289	23	30	.767	18	49	67	4.2	46	1	16	33	7	13	136	8.5
Jason Jitoboh	8	4	116	14.5	18	25	.720	0	0	.000	6	9	.667	9	17	26	3.3	17	0	2	2	7	4	42	5.3
Brandon McKissic	18	8	393	21.8	37	90	.411	12	52	.231	8	23	.348	6	35	41	2.3	37	0	31	20	2	12	94	5.2
Kowacie Reeves	18	7	264	14.7	22	65	.338	17	52	.327	14	18	.778	4	12	16	0.9	15	0	6	7	4	3	75	4.2
CJ Felder	17	3	189	11.1	19	38	.500	6	18	.333	4	11	.364	16	16	32	1.9	21	0	3	10	10	3	48	2.8
Niels Lane	10	3	201	20.1	10	19	.526	0	2	.000	7	7	1.000	7	14	21	2.1	21	1	6	4	2	4	27	2.7
Toungthach Gatkek	10	0	88	8.8	8	16	.500	0	1	.000	1	2	.500	6	13	19	1.9	11	0	4	2	10	4	17	1.7
Elijah Kennedy	9	0	48	5.3	2	19	.105	1	15	.067	0	0	.000	0	3	3	0.3	6	0	2	1	0	4	5	0.6
Alex Klatsky	1	0	1	1.0	0	0	.000	0	0	.000	0	0	.000	0	0	0	0.0	0	0	0	0	0	0	0	0.0
Keyontae Johnson	1	1	0	0.0	0	0	.000	0	0	.000	0	0	.000	0	0	0	0.0	0	0	0	0	0	0	0	0.0
TEAM														27	33	60	3.3	0		6				0	
Total	18				419	981	.427	148	480	.308	230	315	.730	171	388	559	31.1	291	2	227	210	88	120	1216	67.6
Opponents	18				450	1020	.441	121	365	.332	220	294	.748	213	430	643	35.7	307	5	234	225	49	127	1241	68.9

Postseason | 1-2 Overall, 1-0 Home, 0-1 Away, 0-1 Neutral

Player	GP	GS	MIN	AVG	FG	FGA	FG%	3FG	FGA	3FG%	FT	FTA	FT%	OFF	DEF	TOT	AVG	PF	DQ	A	TO	BLK	STL	PTS	AVG
Kowacie Reeves	3	2	84	28.0	16	32	.500	9	23	.391	8	13	.615	5	8	13	4.3	6	0	3	3	0	5	49	16.3
Phlandrous Fleming	3	3	98	32.7	16	40	.400	1	13	.077	11	13	.846	8	8	16	5.3	8	0	8	9	3	8	44	14.7
Colin Castleton	3	3	106	35.3	19	33	.576	0	1	.000	5	8	.625	8	17	25	8.3	5	0	3	5	1	4	43	14.3
Niels Lane	3	0	60	20.0	12	17	.706	1	1	1.000	3	5	.600	5	8	13	4.3	3	0	2	4	2	2	28	9.3
Tyree Appleby	3	3	78	26.0	7	27	.259	5	17	.294	5	6	.833	0	11	11	3.7	6	0	11	7	2	1	24	8.0
Myreon Jones	3	1	79	26.3	3	18	.167	2	15	.133	2	2	1.000	2	8	10	3.3	2	0	5	7	0	7	10	3.3
Brandon McKissic	3	2	77	25.7	2	14	.143	0	5	.000	5	5	1.000	0	4	4	1.3	8	1	8	6	0	4	9	3.0
Toungthach Gatkek	3	0	18	6.0	3	5	.600	0	0	.000	0	0	.000	4	1	5	1.7	11	0	0	2	1	3	6	2.0
Anthony Duruji	1	1	16	16.0	1	5	.200	0	2	.000	0	0	.000	0	0	0	0.0	3	0	1	1	0	0	2	2.0
Elijah Kennedy	2	0	9	4.5	0	1	.000	0	1	.000	0	0	.000	0	0	0	0.0	0	0	0	0	0	0	0	0.0
Alex Klatsky	1	0	0	0.0	0	0	.000	0	0	.000	0	0	.000	0	0	0	0.0	0	0	0	0	0	0	0	0.0
TEAM														7	6	13	4.3	0		2				0	
Total	3				79	192	.411	18	78	.231	39	52	.750	39	71	110	36.7	52	1	41	46	9	34	215	71.7
Opponents	3				79	169	.467	19	57	.333	52	76	.684	32	82	114	38.0	58	2	49	49	4	34	229	76.3



2021-22 GAME-BY-GAME STATS

Game-by-Game Leaders

Opponent	Date	Score	W/L	POINTS	REBOUNDS	ASSISTS	STEALS	BLOCKED SHOTS
ELON	11/09/21	74-61	W	20-Myreon Jones	7-Anthony Duruji	4-Colin Castleton	2-Brandon McKissic	6-Colin Castleton
FLORIDA ST.	11/14/21	71-55	W	15-Castleton/Duruji	16-Colin Castleton	5-Tyree Appleby	3-Myreon Jones	6-Colin Castleton
MILWAUKEE	11/18/21	81-45	W	19-Colin Castleton	10-Colin Castleton	5-Appleby/Jones	3-Tyree Appleby	2-CJ Felder
vs California	11/22/21	80-60	W	16-Colin Castleton	8-Colin Castleton	3-Appleby/Castleton	3-Brandon McKissic	1-Castleton/Duruji/Gatkek
vs Ohio St.	11/24/21	71-68	W	19-Phlandrous Fleming	13-Colin Castleton	3-Colin Castleton	4-Phlandrous Fleming	1-Castleton/Fleming
TROY	11/28/21	84-45	W	12-Appleby/Jones	8-Colin Castleton	4-Myreon Jones	2-Appleby/Duruji/McKissic	2-Castleton/Felder
at Oklahoma	12/01/21	67-74	L	17-Phlandrous Fleming	11-Colin Castleton	2-Appleby/Duruji	2-Phlandrous	4-Colin Castleton
TEXAS SOUTHERN	12/06/21	54-69	L	15-Brandon McKissic	5-Colin Castleton	3-Fleming/Jones	4-Myreon Jones	3-Colin Castleton
NORTH FLORIDA	12/08/21	85-55	W	26-Colin Castleton	8-Colin Castleton	3-Duruji/McKissic	4-Tyree Appleby	1-Castleton/Jitoboh/Lane
vs Maryland	12/12/21	68-70	L	15-Appleby/Fleming	11-Phlandrous Fleming	4-Fleming/Jones	3-Brandon McKissic	3-Colin Castleton
vs South Fla.	12/18/21	66-55	W	12-Castleton/Fleming	11-Colin Castleton	5-Appleby/McKissic	1-Appleby/Castleton/Duruji	2-CJ Felder
STONY BROOK	12/22/21	87-62	W	20-Fleming,Phlandrous	7-Castleton/Jitoboh	7-Tyree Appleby	3-Tyree Appleby	2-Anthony Duruji
ALABAMA	01/05/22	70-83	L	19-Colin Castleton	7-Castleton/Jones	5-Tyree Appleby	2-Castleton/Fleming	3-Anthony Duruji
at Auburn	01/08/22	73-85	L	22-Colin Castleton	10-Colin Castleton	9-Tyree Appleby	4-Tyree Appleby	2-Colin Castleton
LSU	01/12/22	58-64	L	19-Colin Castleton	9-Colin Castleton	3-Myreon Jones	2-Fleming/Jones	3-Colin Castleton
at South Carolina	01/15/22	71-63	W	14-Fleming/Reeves	7-Colin Castleton	6-Tyree Appleby	2-Appleby/Reeves	8-Colin Castleton
MISSISSIPPI ST.	01/19/22	80-72	W	22-Anthony Duruji	5-Brandon McKissic	5-Appleby/Fleming	5-Anthony Duruji	2-Jason Jitoboh
VANDERBILT	01/22/22	61-42	W	11-Tyree Appleby	10-Jason Jitoboh	4-Brandon McKissic	4-Tyree Appleby	1-Gatkek/Jitoboh/McKissic
at Ole Miss	01/24/22	54-70	L	12-Jason Jitoboh	5-Jason Jitoboh	4-Tyree Appleby	1-Fleming/Jitoboh/Jones/Kennedy	1-Gatkek/Jitoboh/Reeves
at Tennessee	01/26/22	71-78	L	16-Appleby/Duruji	6-Anthony Duruji	7-Tyree Appleby	3-Myreon Jones	2-Toungthach Gatkek
OKLAHOMA ST.	01/29/22	81-72	W	21-Tyree Appleby	6-Phlandrous Fleming	4-Tyree Appleby	3-Tyree Appleby	3-Toungthach Gatkek
at Missouri	02/02/22	66-65	W	18-Myreon Jones	6-Phlandrous Fleming	3-Phlandrous Fleming	2-Brandon McKissic	5-Toungthach Gatkek
OLE MISS	02/05/22	62-57	W/OT	17-Colin Castleton	7-Castleton/Fleming	10-Tyree Appleby	2-Phlandrous Fleming	3-Castleton/Fleming
GEORGIA	02/09/22	72-63	W	23-Myreon Jones	9-Colin Castleton	3-Tyree Appleby	4-Phlandrous Fleming	4-Colin Castleton
at Kentucky	02/12/22	57-78	L	18-Colin Castleton	7-Colin Castleton	3-Anthony Duruji	1-Duruji/Felder/Jones	1-CJ Felder
at Texas A&M	02/15/22	55-56	L	15-Colin Castleton	15-Colin Castleton	3-Appleby/Lane	3-Phlandrous Fleming	2-Castleton/Felder
AUBURN	02/19/22	63-62	W	26-Tyree Appleby	8-Colin Castleton	5-Phlandrous Fleming	2-Castleton/McKissic	3-Colin Castleton
ARKANSAS	02/22/22	74-82	L	29-Colin Castleton	8-Phlandrous Fleming	5-Myreon Jones	1-Appleby/Fleming/Jones	2-CJ Felder
at Georgia	02/26/22	84-72	W	27-Phlandrous Fleming	12-Colin Castleton	7-Tyree Appleby	1-Appleby/Felder/Fleming/Jones	3-Colin Castleton
at Vanderbilt	03/01/22	82-78	W	19-Colin Castleton	8-Colin Castleton	6-Phlandrous Fleming	3-Phlandrous Fleming	2-Phlandrous Fleming
KENTUCKY	03/05/22	63-71	L	23-Colin Castleton	11-Colin Castleton	4-Brandon McKissic	2-Colin Castleton	1-Colin Castleton
vs Texas A&M	03/10/22	80-83	L/OT	21-Kowacie Reeves	9-Niels Lane	4-Phlandrous Fleming	3-Phlandrous Fleming	1-Castleton/Fleming/Gatkek/Lane
IONA	03/16/22	79-74	W	18-Castleton/Fleming	13-Colin Castleton	5-Tyree Appleby	3-Myreon Jones	2-Appleby/Fleming
at Xavier	03/20/22	56-72	L	14-Kowacie Reeves	8-Phlandrous Fleming	3-Appleby/Fleming	4-Myreon Jones	None

Game-by-Game Team/Opponent Statistics

Opponent	1st	2nd	Score	Margin	Total FG	FG Pct	3-Pointers	3FG Pct	Free Throws	FT Pct	Reb	Margin	Asst	TO	Blk	Stl	Fouls
ELON	47/24	27/37	74-61	+13	25-59/20-52	.424/.385	8-25/5-20	.320/.250	16-29/16-24	.552/.667	43/34	+9	16/10	13/14	10/3	7/9	18/22
FLORIDA ST.	28/30	43/25	71-55	+16	24-62/20-52	.387/.385	8-28/7-15	.286/.467	15-20/8-15	.750/.533	44/33	+11	11/10	15/17	10/4	9/8	12/19
MILWAUKEE	33/22	48/23	81-45	+36	32-68/18-58	.471/.310	11-28/2-12	.393/.167	6-8/7-13	.750/.538	46/35	+11	21/7	9/13	6/5	8/4	14/12
California	46/27	34/33	80-60	+20	27-52/22-50	.519/.440	8-19/2-10	.421/.200	18-21/14-21	.857/.667	27/29	(2)	10/7	12/18	3/1	10/6	16/13
Ohio St.	26/30	45/38	71-68	+3	22-60/25-47	.367/.532	4-14/5-19	.286/.263	23-33/13-20	.697/.650	35/33	+2	8/11	11/18	2/7	13/5	20/24
TROY	49/20	35/25	84-45	+39	27-61/18-56	.443/.321	13-37/2-16	.351/.125	17-19/7-15	.895/.467	40/37	+3	14/8	15/21	5/0	11/8	13/16
Oklahoma	36/37	31/37	67-74	(7)	24-57/28-57	.421/.491	4-24/4-14	.167/.286	15-18/14-19	.833/.737	33/34	(1)	7/16	16/13	6/1	7/10	17/17
TEXAS SOUTHERN	25/35	29/34	54-69	(15)	21-55/31-57	.382/.544	5-24/5-11	.208/.455	7-16/2-5	.438/.400	23/46	(23)	10/15	10/22	6/4	12/4	14/18
NORTH FLORIDA	41/23	44/32	85-55	+30	29-65/18-53	.446/.340	5-23/5-21	.217/.238	22-30/14-20	.733/.700	36/39	(3)	14/6	10/28	3/1	21/7	17/20
Maryland	33/33	35/37	68-70	(2)	22-58/24-49	.379/.490	11-27/8-13	.407/.615	13-17/14-18	.765/.778	35/30	+5	14/9	12/15	6/4	7/7	20/15
South Fla.	30/18	36/37	66-55	+11	23-59/24-57	.390/.421	8-26/2-11	.308/.182	12-15/5-7	.800/.714	45/27	+18	12/9	17/12	6/5	3/11	9/14
STONY BROOK	48/27	39/35	87-62	+25	32-60/28-54	.533/.519	8-23/5-19	.348/.263	15-20/1-6	.750/.167	40/21	+19	20/8	16/17	5/1	11/10	13/17
ALABAMA	39/36	31/47	70-83	(13)	22-52/29-72	.423/.403	8-23/9-32	.348/.281	18-28/16-19	.643/.842	40/40	-	12/16	20/12	7/5	5/13	20/21
Auburn	30/39	43/46	73-85	(12)	24-58/30-56	.414/.536	6-22/8-18	.273/.444	19-28/17-22	.679/.773	31/39	(8)	12/15	12/16	5/9	12/9	18/21
LSU	30/38	28/26	58-64	(6)	20-55/27-54	.364/.500	7-31/3-9	.226/.333	11-22/7-11	.500/.636	34/34	-	13/8	14/16	7/5	7/8	10/21
South Carolina	36/28	35/35	71-63	+8	27-49/26-75	.551/.347	7-22/8-22	.318/.364	10-15/3-5	.667/.600	35/38	(3)	17/10	15/9	11/3	8/10	10/15
MISSISSIPPI ST.	35/41	45/31	80-72	+8	23-45/27-50	.511/.540	10-24/4-13	.417/.308	24-30/14-22	.800/.636	23/31	(8)	14/11	12/16	6/2	12/9	22/22
VANDERBILT	31/28	30/14	61-42	+19	23-60/13-45	.383/.289	9-36/4-23	.500/.174	6-13/12-23	.462/.522	42/34	+8	12/8	8/12	3/2	9/5	19/15
Ole Miss	22/22	32/48	54-70	(16)	19-50/25-48	.380/.521	4-29/4-13	.138/.308	12-14/16-20	.857/.800	28/30	(2)	14/17	14/10	3/1	4/8	18/18
Tennessee	42/34	29/44	71-78	(7)	26-60/25-55	.433/.455	10-33/11-24	.303/.458	9-9/17-18	1.000/.944	24/34	(10)	15/22	13/16	3/5	9/6	19/16
OKLAHOMA ST.	32/45	49/27	81-72	+9	19-47/26-54	.404/.481	10-31/8-18	.323/.444	33-41/12-19	.805/.632	28/34	(6)	10/10	11/16	6/1	11/9	17/28
Missouri	33/31	33/34	66-65	+1	17-43/24-48	.395/.500	10-23/5-13	.453/.385	22-26/12-17	.846/.706	26/27	(1)	7/14	16/13	5/3	6/9	17/21
OLE MISS	21/30	27/18	62-57	+5	21-51/19-58	.412/.328	8-25/8-29	.320/.276	12-17/11-19	.706/.579	32/44	(12)	13/8	9/14	7/3	6/5	18/17
GEORGIA	38/30	34/33	72-63	+9	26-57/21-56	.456/.375	12-35/5-25	.343/.200	8-13/16-20	.615/.800	33/38	(5)	13/10	11/14	6/0	7/8	16/15
Kentucky	28/33	29/45	57-78	(21)	23-51/31-67	.451/.463	5-22/10-27	.227/.370	6-6/6-9	1.000/.667	25/41	(16)	8/17	10/5	1/0	3/7	13/9
Texas A&M	20/27	35/29	55-56	(1)	17-59/19-56	.288/.339	7-30/2-18	.233/.111	14-17/16-16	.824/1.000	40/40	-	12/12	14/14	5/2	6/5	18/18
AUBURN	22/21	41/41	63-62	+1	19-52/20-50	.365/.400	10-25/5-14	.400/.357	15-19/17-20	.789/.850	27/38	(11)	9/9	11/17	4/2	8/5	16/17
ARKANSAS	34/37	40/45	74-82	(8)	26-58/29-63	.448/.460	8-25/7-18	.320/.389	14-18/17-20	.778/.850	31/39	(8)	15/13	9/6	5/2	3/5	14/18
Georgia	41/34	43/38	84-72	+12	31-60/27-58	.517/.466	14-31/9-23	.452/.391	8-10/9-11	.800/.818	29/31	(2)	20/14	6/10	6/1	4/2	13/11
Vanderbilt	39/35	43/43	82-78	+4	30-58/30-53	.517/.566	10-21/15-29	.476/.517	12-14/3-6	.857/.500	25/30	(5)	13/16	8/15	3/2	6/6	12/18
KENTUCKY	26/38	37/33	63-71	(8)	25-63/28-56	.397/.500	3-23/4-15	.130/.267	10-16/11-16	.625/.688	34/35	(1)	8/14	8/10	1/2	5/7	18/14
Texas A&M	25/33	45/37	80-83	(3)	28-64/24-53	.438/.453	5-24/9-17	.208/.529	19-25/26-36	.760/.722	39/34	+5	17/15	18/15	4/1	9/15	21/25
IONA	35/42	44/32	79-74	+5	30-64/29-63	.469/.460	7-24/6-20	.292/.300	12-16/10-18	.750/.556	39/37	+2	13/16	13/16	5/1	11/9	12/20
Xavier	33/33	23/39	56-72	(16)	21-64/26-53	.328/.491	6-30/4-20	.200/.200	8-11/16-22	.727/.727	32/43	(11)	11/18	15/18	0/2	14/10	19/13

Note: Game totals are displayed in the format TEAM/OPPONENT for each category



2021-22 SUPERLATIVES

Individual Game Highs

Category	Stat	Florida	Stat	Opponent
Points	29	Colin Castleton, ARKANSAS (2/22/22)	29	Scotty Pippen Jr., at Vanderbilt (3/1/22)
Field Goals Made	11	Colin Castleton, KENTUCKY (3/5/22) Phlandrous Fleming Jr., at Georgia (2/26/22)	11	Oscar Tshiebwe, KENTUCKY (3/5/22) Scotty Pippen Jr., at Vanderbilt (3/1/22) Oscar Tshiebwe, at Kentucky (2/12/22)
Field Goal Att.	19	Colin Castleton, KENTUCKY (3/5/22)	19	Kario Oquendo, at Georgia (2/26/22) Kario Oquendo, GEORGIA (2/9/22)
Field Goal Pct. (Min. 5 Made)	1.000	6-6, Jason Jitoboh, at Ole Miss (1/24/22)	1.000	7-7, Joirdon Karl Nichola, TEXAS SOUTHERN (12/6/21)
3-Point Field Goals Made	7	Myreon Jones, GEORGIA (2/9/22)	5	Scotty Pippen Jr., at Vanderbilt (3/1/22) Trey Thomas, at Vanderbilt (3/1/22) Santiago Vescovi, at Tennessee (1/26/22)
3-Point Field Goal Att.	12	Myreon Jones, ALABAMA (1/5/22)	11	Kario Oquendo, at Georgia (2/26/22) Kellan Grady, at Kentucky (2/12/22)
3-Point Field Goal Pct. (Min. 3 Made)	.800	4-5, Phlandrous Fleming Jr., STONY BROOK (12/22/21)	1.000	3-3, Fatts Russell, vs. Maryland (12/12/21)
Free Throws Made	10	Tyree Appleby, at Missouri (2/2/22)	10	Jabari Smith, AUBURN (2/19/22)
Free Throw Att.	11	Colin Castleton, at Auburn (1/8/22) Colin Castleton, NORTH FLORIDA (12/8/21)	12	E.J. Liddell, vs. Ohio State (11/24/21)
Free Throw Pct. (Min. 8 Made)	1.000	10-10, Tyree Appleby, at Missouri (2/2/22)	1.000	8-8, Quenton Jackson, at Texas A&M (2/15/22)
Rebounds	16	Colin Castleton, FLORIDA STATE (11/14/21)	19	Oscar Tshiebwe, at Kentucky (2/12/22)
Assists	10	Tyree Appleby, OLE MISS (2/5/22)	7	Scotty Pippen Jr., at Vanderbilt (3/1/22) John Walker III, TEXAS SOUTHERN (12/6/21)
Steals	5	Anthony Duruji, MISSISSIPPI STATE (1/19/22)	5	Henry Coleman, vs. Texas A&M (2/12/22)
Blocked Shots	8	Colin Castleton, at South Carolina (1/15/22)	5	E.J. Liddell, vs. Ohio State (11/24/21)
Turnovers	6	Phlandrous Fleming Jr., vs. Texas A&M (3/10/22) Anthony Duruji, at Tennessee (1/26/22) Colin Castleton, at Oklahoma (12/1/21)	9	Tye Fagan, OLE MISS (2/5/22)
Minutes	41	Colin Castleton, vs. Texas A&M (3/10/22)	45	Matthew Murrell, OLE MISS (2/5/22)

Team Game Superlatives

Category	High/Low	Stat	Florida	Stat	Opponent
Points	High Low	87 54	STONY BROOK (12/22/21) at Ole Miss (1/24/22); TEXAS SOUTHERN (12/6/21)	85 42	at Auburn (1/8/22) VANDERBILT (1/22/22)
Field Goals Made	High Low	32 17	STONY BROOK (12/22/21); MILWAUKEE (11/18/21) at Texas A&M (2/15/22); at Missouri (2/2/22)	31 13	at Kentucky (2/12/22); TEXAS SOUTHERN (12/6/21) VANDERBILT (1/22/22)
Field Goal Att.	High Low	68 43	MILWAUKEE (11/18/21) at Missouri (2/2/22)	75 45	at South Carolina (1/15/22) VANDERBILT (1/22/22)
Field Goal Pct.	High Low	.551 .288	27-49, at South Carolina (1/15/22) 17-59, at Texas A&M (2/15/22)	.566 .289	30-53, at Vanderbilt (3/1/22) 13-45, VANDERBILT (1/22/22)
3-Point Field Goals Made	High Low	14 3	at Georgia (2/26/22) KENTUCKY (3/5/22)	15 2	at Vanderbilt (3/1/22) 5x, last at Texas A&M (2/15/22)
3-Point Field Goal Att.	High Low	37 15	TROY (11/28/21) vs. Ohio State (11/24/21)	32 9	ALABAMA (1/5/22) LSU (1/12/22)
3-Point Field Goal Pct.	High Low	.476 .130	10-21, at Vanderbilt (3/1/22) 3-23, KENTUCKY (3/5/22)	.615 .111	8-13, vs. Maryland (12/12/21) 2-18, at Texas A&M (2/15/22)
Free Throws Made	High Low	33 6	OKLAHOMA STATE (1/29/22) at Kentucky (2/12/22); VANDERBILT (1/22/22); MILWAUKEE (11/18/21)	26 1	vs. Texas A&M (3/10/22) STONY BROOK (12/22/21)
Free Throw Att.	High Low	41 6	OKLAHOMA STATE (1/29/22) at Kentucky (2/12/22)	36 5	vs. Texas A&M (3/10/22) at South Carolina (1/15/22); TEXAS SOUTHERN (12/6/21)
Free Throw Pct.	High Low	1.000 .438	9-9, at Tennessee (1/26/22); 6-6, at Kentucky (2/12/22) TEXAS SOUTHERN (12/6/21)	1.000 .167	16-16, at Texas A&M (2/15/22) 1-6, STONY BROOK (12/22/21)
Rebounds	High Low	46 23	MILWAUKEE (11/18/21) MISSISSIPPI STATE (1/19/22); TEXAS SOUTHERN (12/6/21)	46 21	TEXAS SOUTHERN (12/6/21) STONY BROOK (12/22/21)
Assists	High Low	21 7	MILWAUKEE (11/18/21) at Missouri (2/2/22); at Oklahoma (12/1/21)	22 6	at Tennessee (1/26/22) NORTH FLORIDA (12/8/21)
Steals	High Low	21 3	NORTH FLORIDA (12/8/21) ARKANSAS (2/22/22); at Kentucky (2/12/22); vs. USF (12/18/21)	15 2	vs. Texas A&M (3/10/22) at Georgia (2/26/22)
Blocked Shots	High Low	11 0	at South Carolina (1/15/22) at Xavier (3/20/22)	9 0	at Auburn (1/8/22) at Kentucky (2/12/22); GEORGIA (2/9/22); TROY (11/28/21)
Turnovers	High Low	20 6	ALABAMA (1/5/22) at Georgia (2/26/22)	28 5	NORTH FLORIDA (12/8/21) at Kentucky (2/12/22)
Fouls	High Low	22 10	MISSISSIPPI STATE (1/19/22) at South Carolina (1/15/22); LSU (1/12/22)	28 9	OKLAHOMA STATE (1/29/22) at Kentucky (2/12/22)



2021-22 MISCELLANEOUS STATS

Times Led UF in Scoring

<i>Includes times co-led</i>	Season	Career
Colin Castleton	15	21
Phlandrous Fleming Jr.	8	8
Tyree Appleby	6	10
Myreon Jones	4	4
Anthony Duruji	3	4
Kowacie Reeves	3	3
Jason Jitoboh	1	1
Brandon McKissic	1	1
Keyontae Johnson	0	18

Times Led UF in Rebounding

<i>Includes times co-led</i>	Season	Career
Colin Castleton	22	32
Phlandrous Fleming Jr.	7	7
Jason Jitoboh	3	3
Anthony Duruji	2	5
Myreon Jones	1	1
Niels Lane	1	1
Brandon McKissic	1	1
Keyontae Johnson	0	26

Times Led UF in Assists

<i>Includes times co-led</i>	Season	Career
Tyree Appleby	19	28
Phlandrous Fleming Jr.	8	8
Myreon Jones	6	6
Colin Castleton	3	5
Anthony Duruji	3	3
Brandon McKissic	3	3
Niels Lane	1	1
Keyontae Johnson	0	3

Double-Figure Scoring Games

	Season	Career
Colin Castleton	27	42
Tyree Appleby	21	36
Phlandrous Fleming Jr.	19	19
Myreon Jones	13	13
Anthony Duruji	10	13
Kowacie Reeves	6	6
Brandon McKissic	5	5
CJ Felder	3	3
Jason Jitoboh	2	2
Niels Lane	1	1
Keyontae Johnson	0	37

20-Point Games

	Season	Career
Colin Castleton	4	8
Tyree Appleby	3	4
Phlandrous Fleming Jr.	2	2
Myreon Jones	2	2
Anthony Duruji	1	1
Kowacie Reeves	1	1
Keyontae Johnson	0	8

30-Point Games

	Season	Career
None		

Double-Figure Rebounding Games

	Season	Career
Colin Castleton	11	14
Phlandrous Fleming Jr.	1	1
Jason Jitoboh	1	1
Keyontae Johnson	0	14
Anthony Duruji	0	1

Double-Figure Assist Games

	Season	Career
Tyree Appleby	1	1

Double-Doubles

	Season	Career
Colin Castleton	10	13
Tyree Appleby	1	1
Phlandrous Fleming Jr.	1	1
Keyontae Johnson	0	13

Triple-Doubles

	Season	Career
None		

Dunks (Total: 101)

	Season	Career
Colin Castleton	32	55
Anthony Duruji	19	39
Phlandrous Fleming Jr.	13	13
CJ Felder	9	9
Niels Lane	7	7
Jason Jitoboh	6	9
Tuongthach Gatkek	5	5
Myreon Jones	4	4
Kowacie Reeves	3	3
Tyree Appleby	2	2
Elijah Kennedy	1	1
Keyontae Johnson	0	53

Charges Drawn (Total: 44)

	Season	Career
Myreon Jones	12	12
Brandon McKissic	11	11
Phlandrous Fleming Jr.	10	10
Tyree Appleby	8	11
Kowacie Reeves	3	3
Colin Castleton	1	1
Keyontae Johnson	0	25

Point Distribution (%)

Freshmen	190	7.9%
Sophomores	98	4.1%
Juniors	177	7.4%
Seniors	1,935	80.6%
TOTAL	2,344	

Technical Fouls

Opponents	5
Florida	6

Shot Clock Violations

Forced	30
Committed	11

10-Second Violations

Forced	4
Committed	0

First off the Bench

<i>Includes all if multiple players enter</i>	Season	Career
Phlandrous Fleming Jr.	9	9
CJ Felder	8	8
Myreon Jones	6	6
Brandon McKissic	5	5
Tyree Appleby	4	8
Niels Lane	4	5
Jason Jitoboh	3	8
Kowacie Reeves	3	3
Anthony Duruji	2	3
Tuongthach Gatkek	2	2
Keyontae Johnson	0	9
Colin Castleton	0	2

Scored UF’s First Points

	Season	Career
Colin Castleton	8	10
Tyree Appleby	7	10
Phlandrous Fleming Jr.	7	7
Anthony Duruji	4	7
Kowacie Reeves	4	4
Myreon Jones	2	2
CJ Felder	1	1
Jason Jitoboh	1	1
Keyontae Johnson	0	10

How UF’s First Points Scored

Layup	12
3-Pointer	11
Jump Shot	6
Free Throw	4
Dunk	1

3-Point Play Opportunities

<i>Ordered by most conversions</i>	Season	Career
Anthony Duruji	9-9	11-12
Kowacie Reeves	4-5	4-5
Colin Castleton	4-9	8-15
Phlandrous Fleming Jr.	3-4	3-4
Tyree Appleby	2-2	5-6
Jason Jitoboh	2-2	2-2
Myreon Jones	2-2	2-2
Niels Lane	2-2	3-3
Brandon McKissic	2-5	2-5
CJ Felder	1-2	1-2
Keyontae Johnson	0-0	16-22
TOTALS	31-42	57-78
	.738	.731

4-Point Play Opportunities

<i>Ordered by most conversions</i>	Season	Career
Tyree Appleby	2-2	3-3
Myreon Jones	1-1	1-1
Kowacie Reeves	1-1	1-1
TOTALS	4-4	5-5

3-Pointer Streak - Team

Florida:	177 (at SC, 1/18/17)
Opponents:	788 (FAMU,12/4/99)

Players in Double Figures

Players	Games
1	2
2	6
3	10
4	14
5	0
6	1

Runs of 10-0 or Better

Run	Occurrences
10-0	6
11-0	3
12-0	2
13-0	5
14-0	2
15-0	1
16-0	1

Largest run: 16-0, 11/18/21 vs. Milwaukee



2021-22 MISCELLANEOUS STATS

Lineups and Record

(Listed by position 1-5; Ordered by most wins)

Appleby, McKissic, Jones, Duruji, Castleton	6-3
Appleby, McKissic, Reeves, Fleming, Duruji	2-0
Appleby, Fleming, Lane, Duruji, Castleton	2-1
McKissic, Fleming, Reeves, Duruji, Jitoboh	2-1
Appleby, Jones, Fleming, Felder, Castleton	2-1
Appleby, Jones, Fleming, Duruji, Castleton	2-2
Appleby, McKissic, Fleming, Duruji, Castleton	1-0
McKissic, Fleming, Reeves, Duruji, Castleton	1-0
Appleby, McKissic, Reeves, Fleming, Castleton	1-1
McKissic, Jones, Fleming, Duruji, Castleton	1-2
Appleby, Jones, Fleming, Johnson, Castleton	0-1
Appleby, Jones, Reeves, Duruji, Castleton	0-1
Appleby, McKissic, Reeves, Duruji, Jitoboh	0-1

Streaks

Streak stats below are consecutive team games; i.e., a player's streak starts over if he misses a game.

Games Played

Appleby 59, Fleming 34, McKissic 34, Reeves 24, Jones 22, Lane 14, Castleton 12, Gatkek 3, Kennedy 2, Klatsky 1

Starts

Appleby 15, Fleming 14, Castleton 12, McKissic 2, Reeves 2

Games Scored

Fleming 21, Castleton 12, Lane 7, Jones 6, Reeves 3, Appleby 2, Gatkek 2, McKissic 1

Games with a 3-Pointer

Reeves 3, Appleby 2, Jones 2

Games with a Rebound

Fleming 25, Castleton 12, Jones 9, Lane 6, McKissic 4, Appleby 3, Gatkek 3, Reeves 3

Games with an Assist

Fleming 10, McKissic 4, Appleby 3, Jones 3, Reeves 1

Consecutive Made Free Throws

	Active	Season High
Myreon Jones	5	10
Brandon McKissic	5	6
Phlandrous Fleming Jr.	2	13
Tyree Appleby	1	24
Jason Jitoboh	1	3
Niels Lane	0	13
Colin Castleton	0	12
Anthony Duruji	0	9
Kowacie Reeves	0	9
CJ Felder	0	4
Tuongthach Gatkek	0	2
Elijah Kennedy	0	1

Scoring Margin

Largest Lead:	41 vs. Troy, 11/28/21
Largest Deficit:	21, at Kentucky, 2/12/22
Largest Deficit Overcome:	16, vs. Oklahoma State, 1/29/22
Largest Lead Lost:	13, at Tennessee, 1/26/22
Largest Margin of Victory:	39, vs. Troy, 11/28/21
Largest Margin of Defeat:	21, at Kentucky, 2/12/22

Situational Records

	2021-22	Since 2015-16
Scoring First	14-10	91-46
Leading at Half	14-2	113-28
Trailing at Half	6-9	26-54
Tied at Half	0-3	4-7
Leading with 5:00 Left	16-1	128-13
Trailing with 5:00 Left	4-13	13-73
Tied with 5:00 Left	0-0	2-3
In Overtime	1-1	8-4
In Double Overtime	0-0	2-0
When UF Outrebounds Opponent	9-2	78-26
When UF is Outrebounded	11-9	56-57
When Rebounds are the Same	0-3	8-6
When UF Commits More Turnovers	3-6	30-37
When UF Forces More Turnovers	17-7	100-48
When Turnovers are the Same	0-1	11-5
When UF Has More Free Throw Attempts	12-5	90-32
When Opponent Has More Free Throw Attempts	7-8	45-49
When Free Throw Attempts are the Same	1-1	8-8
When UF Shoots 45% or Better from the Field	9-1	85-11
When UF Shoots Less Than 45% from the Field	11-13	58-77
When Opponent Shoots 45% or Better from the Field	8-12	26-55
When Opponent Shoots Less Than 45% from the Field	12-2	117-34
When UF Shoots Same or Better Than Opponent from the Field	14-1	118-14
When Opponent Shoots Better Than UF from the Field	6-13	25-75
When UF Shoots 40% or Better from 3-Point Range	6-1	51-14
When UF Shoots Less Than 40% from 3-Point Range	14-13	89-74
When UF Shoots Better Than Opponent from 3-Point Range	12-2	94-20
When UF Shoots 75% or Better from the Line	13-8	64-37
When UF Shoots Less Than 75% from the Line	7-6	79-51
When UF Bench Equals or Outscores Opponent's	11-8	98-49
When Opponent Bench Outscores UF's	9-6	44-42
Following a UF win	12-8	83-60
Following a UF loss	6-6	54-27
When 3 or More Players Score in Double Figures	18-7	123-55
When 4 or More Players Score in Double Figures	11-4	72-23
When 5 or More Players Score in Double Figures	1-0	23-1
In White Uniforms	12-5	88-39
In Blue Uniforms	4-6	29-27
In Orange Uniforms	1-1	16-16
In Black Uniforms	3-2	10-7
In November	6-0	32-8
In December	3-3	24-15
In January	4-5	36-24
In February	5-3	33-21
In March	2-3	18-21
On Sunday	2-2	8-10
On Monday	1-2	4-3
On Tuesday	2-2	27-18
On Wednesday	7-4	29-15
On Thursday	1-1	17-1
On Friday	0-0	12-6
On Saturday	7-3	46-37



SINGLE-GAME INDIVIDUAL RECORDS

Points

Overall: 54, Tony Miller vs. Chicago State, Feb. 29, 1972

Home Court: 54, Tony Miller vs. Chicago State, Feb. 29, 1972

Opponent's Court: 39, Tony Miller vs. Auburn, Jan. 8, 1972

Half: 28, Tony Miller vs. Chicago State, Feb. 29, 1972

One Overtime Period (5 min.): 13, Craig Brown vs. Ole Miss, Feb. 2, 1991 (second of two OTs)

Losing Effort: 39, Andy Owens vs. Louisville, Dec. 20, 1969

Freshman: 38, Vernon Delancy vs. Alabama, Jan. 24, 1981

Sophomore: 40, Eugene McDowell vs. Biscayne, Dec. 21, 1982

Junior: 54, Tony Miller vs. Chicago State, Feb. 29, 1972

Senior: 41, Andy Owens vs. Mississippi State, Feb. 21, 1970; Joe Hobbs vs. Georgia, March 1, 1958

By Opponent: 53, Chris Jackson (LSU), Dec. 10, 1988

Field Goals

Made:

21, Tony Miller vs. Chicago State (38 att.), Feb. 29, 1972

19, Dick Tomlinson vs. Tampa, Dec. 11, 1963

16, Andy Owens vs. Mississippi State (29 att.), Feb. 21, 1970

16, Neal Walk vs. LSU (31 att.), Jan. 6, 1968

16, Joe Hobbs vs. Georgia (36 att.), March 1, 1958

Made in Half:

11, Tony Miller vs. Chicago State, Feb. 9, 1972

10, Tony Miller vs. Auburn, Feb. 12, 1972

10, Neal Walk vs. LSU, Jan. 6, 1968

10, Joe Hobbs vs. Rollins, Dec. 8, 1955

Attempted:

38, Tony Miller vs. Chicago State, (made 21), Feb. 29, 1972

36, Joe Hobbs vs. Georgia, (made 16), March 1, 1958

31, Neal Walk vs. Alabama, (made 14), Jan. 27, 1968

29, Andy Owens vs. Mississippi State, (made 16), Feb. 21, 1970

29, Neal Walk vs. Georgia, (made 14), March 1, 1969

29, Harry Hamilton vs. Florida Southern, (made 14), Feb. 3, 1951

Percentage (minimum 7 attempts):

1.000, David Lee vs. Northeastern (12-12), Dec. 22, 2003

1.000, Erik Murphy vs. Wisconsin (10-10), Nov. 14, 2012

1.000, Joakim Noah vs. Savannah State (10-10), Jan. 18, 2006

1.000, Randall Leath vs. Biscayne (10-10), Nov. 21, 1981

1.000, Omar Payne vs. Auburn (9-9), Jan. 18, 2020

1.000, Andrew Nembhard at Alabama (9-9), Feb. 16, 2019

1.000, Marreese Speights vs. South Carolina (8-8), Jan. 23, 2008

.929, Eugene McDowell vs. Miss. State (13-14), Jan. 5, 1983

.929, Reggie Hannah vs. Hofstra (13-14), Dec. 13, 1977

3-Pointers

Made:

11, Michael Frazier II at South Carolina (18 att.), March 4, 2014

9, Joe Lawrence vs. California (10 att.), Dec. 27, 1986

8, KeVaughn Allen vs. Texas A&M (10 att.) Jan. 22, 2019

8, Jalen Hudson vs. Gonzaga (12 att.), Nov. 24, 2017

8, Kenny Boynton vs. Yale (10 att.), Jan. 6, 2013

8, Greg Stolt vs. LSU (15 att.), March 4, 1999

8, Jason Williams vs. Auburn (12 att.), Feb. 11, 1998

Attempted:

18, Michael Frazier II at South Carolina (11 made), March 4, 2014

18, Anthony Roberson vs. Tennessee (5 made), Jan. 19, 2005

16, Anthony Roberson vs. Alabama (7 made), March 12, 2004

15, Noah Locke vs. South Carolina (5 made), Jan. 5, 2019

15, Greg Stolt vs. LSU (8 made), March 4, 1999

14, 3x, last by Kenny Boynton vs. Vanderbilt (6 made), Jan. 9, 2010

Percentage (minimum 10 attempts):

.900, Joe Lawrence vs. California (9-of-10), Dec. 27, 1986

Consecutive Games with a 3-pointer:

41, Michael Frazier II, Jan. 23, 2014 to Jan. 24, 2015

39, Lee Humphrey, Nov. 14, 2006 to April 2, 2007

34, Kenny Boynton, Feb. 1, 2011 to Jan. 14, 2012

33, Brett Nelson, Dec. 2, 2000 to Dec. 2, 2001

29, Craig Brown, Jan. 24, 1993 to Jan. 18, 1994

28, Anthony Roberson, Nov. 27, 2004 to March 18, 2005

24, Anthony Roberson, Dec. 22, 2003 to Nov. 23, 2004

23, Dorian Finney-Smith, Nov. 16, 2015 to Feb. 9, 2016

23, Matt Walsh, Dec. 20, 2003 to March 14, 2004

22, Lee Humphrey, March 18, 2005 to Jan. 28, 2006

Free Throws

Made:

19, Joakim Noah vs. Georgia (22 att.), March 1, 2006

18, Neal Walk vs. LSU (21 att.), Feb. 5, 1968

17, Ronnie Williams vs. Alabama, (21 att.), March 3, 1983

17, Neal Walk vs. Miami (21 att.), Dec. 7, 1969

16, Dan Cross vs. Kentucky (16 att.), Feb. 18, 1995

16, Tom Barbee vs. Florida State (19 att.), Jan. 16, 1963

16, Joe Hobbs vs. Miami (16 att.), Jan. 16, 1958

Attempted:

22, Joakim Noah vs. Georgia (made 19), March 1, 2006

22, Reggie Hannah vs. Iowa State (made 15), Dec. 26, 1979

21, Ronnie Williams vs. Alabama (made 17), March 3, 1983

21, Neal Walk vs. Miami (made 17), Dec. 7, 1969

21, Neal Walk vs. LSU (made 18), Feb. 15, 1968

Made Without a Miss:

16, Dan Cross vs. Kentucky, Feb. 18, 1995

16, Joe Hobbs vs. Miami, Jan. 16, 1958

14, Matt Walsh vs. Vanderbilt, Feb. 7, 2004

14, Matt Walsh vs. Miami, Dec. 21, 2002

14, Sonny Powell vs. Miss. State, Feb. 20, 1954

Half:

13, Scott Stewart vs. Tennessee, Jan. 24, 1993 (second half)

12, Keyontae Johnson vs. Arkansas, Feb. 19, 2020 (second half)

12, Joe Hobbs vs. Miami, Jan. 16, 1958 (second half)

Rebounds

31, Neal Walk vs. Alabama, Jan. 27, 1968

31, Jim Zinn vs. Ole Miss, Feb. 18, 1957

30, Jim Zinn vs. Wofford, Dec. 5, 1955

30, Lew Doss vs. Miss. State, Feb. 19, 1955

29, Neal Walk vs. Kentucky, Dec. 4, 1967

Half:

22, Neal Walk vs. Florida State, Dec. 7, 1967

Assists

17, Jason Williams vs. Duquesne, Dec. 3, 1997

16, Jerry Hoover vs. Alabama, March 6, 1971

15, Steve Williams vs. Virginia Tech, Jan. 20, 1973

14, Mike Leatherwood vs. Furman, Jan. 18, 1969

14, Jerry Hoover vs. Auburn, Feb. 12, 1972

14, Boyd Welsch vs. Furman, Jan. 18, 1969

Starts

Consecutive Games Started:

128, Andrew DeClercq, 1991-94

Steals

8, Clifford Lett vs. Georgia, Jan. 7, 1989

7, Dan Werner vs. Georgia, Feb. 9, 2008

7, Brett Nelson vs. VMI, Dec. 28, 1999

7, Eddie Shannon at LSU, Jan. 20, 1999

7, Kenyan Weaks vs. Morehead State, Dec. 22, 1998

7, Dan Cross vs. Georgia, Feb. 16, 1994

7, Andrew DeClercq vs. Jacksonville, Dec. 8, 1992

7, Stacey Poole vs. Wichita State, Dec. 7, 1991

7, Hosie Grimsley vs. Tennessee, Jan. 17, 1990

Blocked Shots

9, Dwayne Davis vs. New Orleans, Dec. 27, 1989

8, Colin Castleton at South Carolina, Jan. 15, 2022

8, Colin Castleton vs. Ole Miss, Jan. 12, 2021

7, 7x, last by Colin Castleton vs. South Carolina, Feb. 3, 2021

Minutes Played

55, Richard Glasper vs. Tennessee, March 4, 1978 (3 OT)

53, Larry Brewster vs. Tennessee, March 4, 1978 (3 OT)

50, Reggie Hannah vs. Vanderbilt, Feb. 6, 1978 (2 OT)

49, Ronnie Williams vs. Vanderbilt, March 3, 1982 (2 OT)

48, 3x, last by Justin Hamilton vs. Miami, Dec. 21, 2002 (2OT)



SINGLE-GAME TEAM RECORDS

Points

Overall: 131 vs. New Hampshire, 131-72, Nov. 29, 1999

Home Court: 131 vs. New Hampshire, 131-72, Nov. 29, 1999

Opponent's Court: 115 vs. Hawaii, 115-83, Dec. 29, 1986 at Honolulu, Hawaii, Hawaii Rainbow Classic

Neutral Court: 112 vs. Jackson State, 112-69, March 16, 2007, at Jacksonville, Fla., NCAA Tournament 1st Round

First Half: 67 vs. Chicago State, 67-28, Feb. 29, 1972

Second Half: 71 vs. Jackson State, 71-34, March 16, 2007

Losing Effort: 101 vs. LSU, 111-101, Dec. 10, 1988

By Opponent: 116, Tennessee, 116-73, Jan. 11, 1979 at Tennessee; 116, Duke, 116-86, Dec. 9, 1998 at Duke

Both Teams: 216, vs. Gonzaga (at Portland, Ore.), 111-105, Nov. 24, 2017

Fewest Points Scored Since 1938: 18, 3x, last vs. Alabama, Dec. 15, 1946

Fewest Points Allowed Since 1938: 15 vs. Georgia, Jan. 13, 1939

Fewest Points Scored in a Half Since 1966: 10 vs. Florida State, Dec. 7, 1966

Fewest Points Allowed in a Half Since 1966: 6 vs. Florida State, Dec. 7, 1966

Fewest Points Scored Since 1986: 40 vs. Georgetown, Feb. 10, 1990

Fewest Points Allowed Since 1986: 27 vs. Southern, Nov. 28, 2006

Fewest Points Allowed in a Half Since 1986: 9 vs. Alabama State, Nov. 11, 2012

Fewest Points Allowed vs. SEC Team Since 1950: 36, 2x, vs. Texas A&M, Feb. 1, 2014; vs. South Carolina, Jan. 30, 2013

Field Goals

Made:

50 vs. NW Missouri State, Dec. 9, 1974

49 vs. St. Thomas, Dec. 20, 1985

49 vs. South Florida, Dec. 4, 1971

48 vs. Chicago St., Feb. 29, 1972

47 vs. Miami, Jan. 9, 1964

Fewest Made:

13 vs. Georgia Southern, Dec. 15, 2007

13 vs. Virginia Tech, Dec. 29, 1969

14, vs. Florida State, Nov. 10, 2019

14 vs. Georgetown, Feb. 10, 1990

15, at Auburn, Jan. 20, 2011

15 vs. Tennessee, Jan. 25, 1997

15 vs. Vanderbilt, Feb. 3, 1968

Attempted:

113 vs. South Florida, Dec. 4, 1971

104 vs. LSU, Feb. 12, 1969

95 vs. Jacksonville, Dec. 1, 1967

94 vs. LSU, Dec. 18, 1970

90 vs. Chicago St., Feb. 29, 1972

90 vs. Auburn, Feb. 12, 1972

Fewest Attempted:

31 vs. Jacksonville, Feb. 18, 1980

33 vs. Ole Miss, Feb. 24, 1984

34, vs. Bulter, March 23, 2007

34 vs. Ole Miss, Jan. 16, 1982

34 vs. Auburn, March 4, 1981

Percentage:

.746 (44-59) vs. Missouri Western, Dec. 20, 1980

.696 (32-46) vs. Providence, Dec. 16, 1978

.690 (29-42) vs. Auburn, Jan. 13, 1961

.686 (24-35) vs. Ole Miss, Feb. 13, 1982

.682 (30-44) vs. Ole Miss, Feb. 26, 1983

Worst Percentage:

.245 vs. Virginia Tech, Dec. 29, 1969

.255 (13-51) vs. Georgia Southern, Dec. 15, 2007

.280 (14-50) vs. Florida State, Nov. 10, 2019

.283 (15-53) at Auburn, Nov. 20, 2011

.286 (18-63) vs. Alabama, Feb. 13, 2016

3-Pointers

Made:

19 at LSU, Jan. 25, 2017

18 vs. Texas A&M, Jan. 22, 2019

18 vs. Robert Morris, Dec. 30, 1996

17 at Texas A&M, Jan. 2, 2018

17 vs. Gonzaga, Nov. 24, 2017

17 vs. LSU, March 4, 1999

17 vs. South Carolina, Feb. 24, 1999

17 vs. Coastal Carolina, Nov. 30, 1998

17 at Arkansas, Jan. 14, 1998

16 vs. North Florida, Nov. 27, 2018

16 vs. Little Rock, Dec. 21, 2017

16 at North Florida, March 15, 2016

16 vs. New Hampshire, Nov. 28, 2001

Fewest Made:

0 at South Carolina, Jan. 18, 2017

0 vs. Kentucky, Jan. 11, 1992

0 vs. Charleston Southern, Dec. 4, 1991

0 vs. Ole Miss, Jan. 2, 1990

0 vs. Ole Miss, Feb. 5, 1989

0 vs. Tennessee, Jan. 23, 1988

0 vs. Georgia Tech, Nov. 23, 1987

Most in a Half:

12 at North Florida, March 15, 2016

12 vs. Vanderbilt, Jan. 25, 2009

11 vs. Texas A&M, Jan. 22, 2017

11 at LSU, Jan. 25, 2017

11 vs. South Carolina, Feb. 24, 1999

11 vs. Jacksonville, Feb. 3, 1997

Attempted:

39 vs. Duquesne, Dec. 3, 1997

37 vs. Troy, Nov. 28, 2021

37 vs. Texas A&M, Jan. 22, 2019

36 vs. Vanderbilt, Jan. 22, 2022

36 vs. Incarnate Word, Dec. 22, 2017

36 vs. Gonzaga, Nov. 24, 2017

36 vs. FAMU, Dec. 17, 2006

36 vs. Alabama, March 12, 2004

36 vs. LSU, March 4, 1999

36 vs. UAB, Dec. 27, 1997

Fewest Attempted:

1 vs. Florida State, Dec. 1, 1989

2 vs. Georgia Tech, Nov. 23, 1987

2 vs. Ole Miss, Jan. 2, 1990

3 vs. Ole Miss, Feb. 5, 1989

4 vs. Tennessee, Jan. 17, 1987

4 vs. Kentucky, Feb. 18, 1995

4 vs. South Carolina, Jan. 8, 1992

Percentage (min. 10 attempts):

.800 (8-10) vs. Hawaii, Dec. 29, 1986

.769 (10-13) vs. Western Carolina, Dec. 2, 1986

.727 (8-11) vs. Georgia, Jan. 6, 1990

.714 (10-14) vs. California, Dec. 27, 1986

.700 (7-10) vs. Ohio State, Dec. 16, 1987

Percentage (min. 20 attempts):

.682 (15-22) vs. Stanford, Nov. 23, 2017

.607 (17-28) at Texas A&M, Jan. 2, 2018

.600 (12-20) vs. West Virginia, Jan. 30, 2016

.600 (12-20) at Ole Miss, Jan. 24, 2015

.600 (12-20) vs. Jacksonville, Dec. 4, 2009

.600 (15-25) vs. Vanderbilt, Jan. 25, 2009

Percentage (min. 30 attempts):

.576 (19-33) at LSU, Jan. 25, 2017

.567 (17-30) vs. Coastal Carolina, Nov. 30, 1998

.516 (16-31) vs. Little Rock, Dec. 21, 2016

.514 (18-35) vs. Robert Morris, Dec. 30, 1996

.500 (16-32) at North Florida, March 15, 2016

.500 (15-30) vs. Auburn, Feb. 16, 2013

Free Throws

Made:

46 vs. Florida State, Dec. 6, 1962

40 vs. Morehead State, Dec. 22, 1998

40 vs. Mississippi State, Feb. 26, 1972

40 vs. Miami, Jan. 10, 1957

40 vs. Tulane, Jan. 7, 1955

Attempted:

56 vs. St. Joseph's, Dec. 19, 1956

54 vs. Mississippi State, Feb. 26, 1972

53 vs. Florida State, Dec. 6, 1962

53 vs. Tulane, Jan. 16, 1953

50 vs. Morehead State, Dec. 22, 1998

50 vs. Auburn, Jan. 8, 1993

Most Made Without a Miss:

27 at Tennessee, Jan. 8, 1994

17 vs. South Carolina, Jan. 5, 1997

14 at Arkansas, Feb. 16, 2021

14 vs. Alabama, Feb. 8, 2003

12 at Auburn, Feb. 5, 2019

11 vs. Kentucky, March 4, 2012

10 vs. South Carolina, Jan. 25, 2006

10 vs. Mississippi State, March 11, 2005

Rebounds

79 vs. South Florida, Dec. 4, 1971

77 vs. LSU, Feb. 10, 1968

77 vs. Kentucky, Jan. 13, 1968

72 vs. LSU, Feb. 11, 1967

72 vs. Kentucky, Jan. 14, 1967

Offensive Rebounds:

26 vs. Louisville, Dec. 29, 1993

25 vs. Arkansas, Feb. 28, 1995

25 vs. Ole Miss, March 11, 1993

25 vs. Vanderbilt, Jan. 25, 1989

24 vs. Jackson State, March 16, 2007

24 vs. Vanderbilt, March 6, 1988



SINGLE-GAME & O'CONNELL CENTER RECORDS

Defensive Rebounds:

40 vs. Richmond, Dec. 1, 2015
 40 vs. Texas A&M, Feb. 1, 2014
 40 vs. Eastern Kentucky, Dec. 22, 2004
 40 vs. FAMU, Dec. 2, 2003
 40 vs. Miami, Dec. 19, 1988

Fouls

37 vs. Florida Southern, Dec. 20, 1979
 35 vs. Kentucky, Jan. 10, 1990
 34 vs. LSU, Jan. 5, 1976
 33 vs. Alabama, March 3, 1983
 33 vs. Florida State, Jan. 26, 1981
 33 vs. Mississippi State, Feb. 26, 1972

Assists

37 vs. Chicago State, Feb. 29, 1972
 36 vs. Virginia Tech, Jan. 20, 1973
 34 vs. Miami, Feb. 21, 1987
 34 vs. SMU, Dec. 4, 1986
 33 vs. Pennsylvania, Dec. 28, 1974
 33 vs. Valdosta State, Dec. 1, 1972
 32 vs. Eastern Illinois, Nov. 21, 2002

Blocked Shots

14 vs. Eastern Illinois, Nov. 21, 2002
 13 vs. New Orleans, Dec. 27, 1989
 12, 6x, last vs. South Carolina, Feb. 3, 2021
11, 7x, last at South Carolina, Jan. 15, 2022

Steals

25 vs. Morehead State, Dec. 22, 1998
 24 vs. Central Florida, Nov. 22, 1996
 23 vs. LSU, Jan. 20, 1999
 22 vs. VMI, Dec. 28, 1999
 21 vs. North Florida, Dec. 8, 2021
 21 vs. Tennessee, Jan. 17, 1990

Turnovers

Forced:

37 vs. Central Florida, Nov. 22, 1996
 36 vs. St. Thomas, Dec. 20, 1984
 33 vs. VMI, Dec. 28, 1999
 33 vs. Florida A&M, Dec. 4, 1999
 33 vs. Morehead State, Dec. 22, 1998
 33 vs. Bethune-Cookman, Nov. 23, 1998
 33 vs. Biscayne, Dec. 4, 1979

Committed:

38 vs. Biscayne, Dec. 4, 1979
 34 vs. Georgia Tech, Jan. 2, 1974
 32 vs. UNC Charlotte, Dec. 7, 1990
 30 vs. Bethune-Cookman, Nov. 23, 1998
 30 vs. Kentucky, Feb. 15, 1997
 30 vs. LSU, Feb. 1, 1983
 30 vs. Kentucky, Feb. 4, 1978

O'CONNELL CENTER INDIVIDUAL RECORDS (UF AND OPPONENT)

Scoring

53	Chris Jackson	LSU	12/10/88
43	Charles Bradley	South Florida vs. FSU*	12/10/82
40	Eugene McDowell	vs. Biscayne	12/21/82
39	Chuck Person	Auburn	2/6/85
38	Vernon Delancy	vs. Alabama	2/24/81
37	Joakim Noah	vs. Georgia	3/1/06
34	Egor Koulechov	vs. Gardner-Webb	11/13/17
34	Buck Johnson	Alabama	2/26/86
33	Jalen Hudson	vs. LSU	3/6/19
33	Devan Downey	South Carolina	2/3/09
33	Greg Stolt	vs. South Florida	12/10/96
33	Keenan Carpenter	Auburn	2/15/89
33	Jose Vargas	LSU	12/16/86
32	Scotty Pippen Jr.	Vanderbilt	1/27/21
32	KeVaughn Allen	vs. Florida State	12/29/15
32	Nick Calathes	vs. North Carolina State	1/3/09
32	Sundiata Gaines	Georgia	2/09/08
32	Dionte Christmas	Temple	12/30/07
32	Andrew Moten	vs. LSU	12/16/86
32	Andrew Moten	vs. Alabama	2/26/86
32	Willie Jones	Vanderbilt	2/24/82

*Florida Four Tournament

Rebounding

21	Eugene McDowell	vs. Georgia	1/6/82
20	Andrew DeClercq	vs. Kentucky	1/18/94
19	Shaquille O'Neal	LSU	2/27/91
18	Kenneth Faried	Morehead State	11/21/10
18	Al Horford	vs. Alabama	2/5/05
18	Mike Miller	vs. Kentucky	2/8/00
18	Corey Allen	Tennessee	2/27/93
18	Dwayne Davis	vs. Miami	12/19/88
18	Tito Horford	Miami	2/21/87
18	Jose Vargas	LSU	12/16/86
18	Ronnie Williams	vs. St. Leo	2/8/84
17	Ben Simmons	LSU	1/9/16
17	Melven Jones	vs. Alabama	1/28/87
17	Charles Barkley	Auburn	2/6/82
17	Ronnie Williams	vs. Florida State	1/26/81
17	Elvis Rolle	Florida State	1/26/81



O'CONNELL CENTER RECORDS

Individual

	Florida	Opponents
Points:	40, Eugene McDowell vs. Biscayne, Dec. 21, 1982	53, Chris Jackson for LSU, Dec. 10, 1988
Field Goals:	15, Eugene McDowell vs. Biscayne, Dec. 21, 1982 Vernon Delancy vs. Alabama, Jan. 24, 1981	18, Chuck Person for Auburn, Feb. 6, 1985
Field Goal Att.:	26, Anthony Roberson vs. Tennessee, Jan. 19, 2005	33, Chuck Person for Auburn, Feb. 6, 1985
Field Goal Pct. (min. 6):	1.000, David Lee vs. Northeastern (12-12), Dec. 22, 2003 Erik Murphy vs. Wisconsin (10-10), Nov. 14, 2012 Joakim Noah vs. Savannah State (10-10), Jan. 18, 2006 Randall Leath vs. Biscayne (10-10), Nov. 28, 1981 Omar Payne vs. Auburn (9-9), Jan. 18, 2020 Marreese Speights vs. Tennessee (8-8), Mar. 5, 2008	1.000, Joirdon Karl Nichola for Texas Southern (7-7), Dec. 6, 2021 Donta Hall for Alabama (7-7), Feb. 3, 2018 Boris Bojanovsky for Florida State (6-6), Nov. 29, 2013
3-Pt. FG:	8, Jason Williams vs. Auburn, Feb. 11, 1998	9, Terrence Woods for Florida A&M, Dec. 2, 2003
3-Pt. FG Pct (min. 5):	1.000 Matt Walsh vs. Bethune Cookman (7-7), Dec. 28, 2002 Walter Hodge vs. Stetson (5-5), Dec. 20, 2006	1.000, Radenko Dobras for South Florida, (5-5), Dec. 15, 1991 John Caylor for Auburn, (5-5), Feb. 6, 1988
Free Throws:	19, Joakim Noah vs. Georgia, March 1, 2006	16, Chris Jackson for LSU, Dec. 10, 1988
FT Attempts:	22, Joakim Noah vs. Georgia, March 1, 2006	17, Shaquille O'Neal for LSU, Feb. 5, 1992 Chris Jackson for LSU, Dec. 10, 1988
FT Pct (min. 10):	1.000, Jason Williams vs. Tennessee (12-12), Jan. 3, 1998 Teddy Dupay vs. Jacksonville (10-10), Dec. 12, 1998 Joe Lawrence vs. LSU (10-10), Feb. 1, 1984	1.000, Tyrone Beaman for Tennessee (12-12), Feb. 18, 1984 Cameron Thomas for LSU (11-11), Jan. 2, 2021 Sindarius Thornwell for South Carolina (11-11), Feb. 21, 2017 Litterial Green for Georgia (10-10), Feb. 29, 1992
Rebounds:	21, Eugene McDowell vs. Georgia, Jan. 6, 1982	19, Shaquille O'Neal for LSU, Feb. 27, 1991
Assists:	17, Jason Williams vs. Duquesne, Dec. 3, 1997	13, Roderick Barnes for Ole Miss, Feb. 12, 1986
Blocked Shots:	8, Colin Castleton vs. Ole Miss, Jan. 12, 2021	7, Jarvis Varnado for Mississippi State, March 1, 2008 Tim Duncan for Wake Forest, Dec. 9, 1995
Steals:	7, Dan Werner vs. Georgia, Feb. 9, 2008 Brett Nelson vs. VMI, Dec. 28, 1999 Kenyan Weak vs. Morehead State, Dec. 22, 1998 Jason Williams vs. Mississippi State, Feb. 4, 1998 Dan Cross vs. Georgia, Feb. 16, 1994 Andrew DeClercq vs. Jacksonville, Dec. 8, 1992 Hosie Grimsley vs. Tennessee, Jan. 17, 1990	7, Tony Williams for Florida State vs. South Florida, Dec. 10, 1982, Florida Four Tournament
Minutes:	46, Vernon Delancy vs. Tennessee, Feb. 18, 1984	46, Kira Lewis Jr. for Alabama, Jan. 4, 2020

Team

	Florida	Opponents
Points:	131 vs. New Hampshire, Nov. 29, 1999	111 by LSU, Dec. 10, 1988
Points (Half):	70 vs. Coastal Carolina, Nov. 30, 1998	58 by Georgia, Feb. 22, 1995
Margin of Victory:	75 vs. Florida A&M, 125-50, Dec. 10, 2000	31 by Kentucky, 94-63, Feb. 24, 1996
Field Goals:	46 vs. Stetson, Dec. 6, 2020 vs. New Hampshire, Nov. 29, 1999 vs. Western Carolina, Dec. 2, 1986	40 by Kentucky, Jan. 29, 1997
Field Goal Att.:	83 vs. FAU, Nov. 27, 2000	80 by LSU, Jan. 3, 1981
FG Pct:	.660 vs. Bethune-Cookman, 35-53, Dec. 9, 2005	.649 by Ole Miss, 24-37, Feb. 13, 1982
3-Pt. FG:	17 vs. South Carolina, Feb. 24, 1999 vs. Coastal Carolina, Nov. 30, 1998	15 by Florida A&M, Dec. 2, 2003
3-Pt. FG Att.:	39 vs. Duquesne, Dec. 3, 1997	38 by Florida A&M, Dec. 2, 2003
3-Pt. FG Pct (min. 10):	.769 vs. Western Carolina, (10-13), Dec. 2, 1986	.700 by Kentucky, (7-10), March 1, 2016
Free Throws:	40 vs. Morehead State, Dec. 22, 1998	34 by Florida State, Jan. 26, 1981
FT Attempts:	50 vs. Morehead State, Dec. 22, 1998 vs. Auburn, Jan. 8, 1983	47 by Florida State, Jan. 26, 1981
FT Pct (min. 10):	1.000 vs. South Carolina, (16-16), Jan. 15, 1997 vs. Alabama, (14-14), Feb. 8, 2003	.938 by Baylor, (15-16), Jan. 25, 2020
Rebounds:	59 vs. Florida A&M, Dec. 2, 2003	58 by LSU, Feb. 5, 1992
Assists:	34 vs. Miami, Feb. 21, 1987	26 by Mississippi State, Dec. 6, 1980
Turnovers:	30 vs. Bethune-Cookman, Nov. 23, 1998 vs. LSU, Feb. 1, 1983	37 by Central Florida, Nov. 22, 1996
Blocked Shots:	14 vs. Eastern Illinois, Nov. 21, 2002	10 by Maryland, Dec. 10, 2003
Steals:	25 vs. Morehead State, Dec. 22, 1998	19 by Kentucky, Feb. 18, 1998
Personal Fouls:	33 vs. Florida State, Jan. 26, 1981	35 by Central Florida, Nov. 18, 1997

CAREER RECORDS

Games Played

1.	Walter Hodge	2005-09	151
2.	Patric Young	2010-14	150
3.	Kenny Boynton	2009-13	145
4.	Erving Walker	2008-12	144
5.	Scottie Wilbekin	2010-14	143
6.	KeVaughn Allen	2015-19	142
	Chandler Parsons	2007-11	142
	Alex Tyus	2007-11	142
9.	Chris Richard	2003-07	141
	Dan Werner	2006-10	141

Active Leader:

Colin Castleton	2020-present	52
-----------------	--------------	----

Games Started

1.	Kenny Boynton	2009-13	142
2.	KeVaughn Allen	2015-19	133
3.	Andrew DeClercq	1991-95	128
4.	Udonis Haslem	1998-2002	125
5.	Andrew Moten	1983-87	124
6.	Eugene McDowell	1981-85	117
7.	Erving Walker	2008-12	113
8.	Dwayne Schintzius	1986-90	110
9.	Ronnie Williams	1980-84	109
10.	Patric Young	2010-14	107
	Eddie Shannon	1995-99	107

Active Leader:

Colin Castleton	2020-present	49
-----------------	--------------	----

Minutes

Since 1975

1.	Kenny Boynton	2009-13	4,673
2.	Erving Walker	2008-12	4,358
3.	KeVaughn Allen	2015-19	4,177
4.	Eugene McDowell	1981-85	4,100
5.	Chandler Parsons	2007-11	3,964
6.	Andrew Moten	1983-87	3,930
7.	Ronnie Williams	1980-84	3,898
8.	Eddie Shannon	1995-99	3,676
9.	Patric Young	2010-14	3,644
10.	Kasey Hill	2013-17	3,602

Active Leader:

Colin Castleton	2020-present	1,739
-----------------	--------------	-------

Minutes Per Game

Since 1975/Min. 50 Games

1.	Ronnie Williams	1980-84	35.43
2.	Eugene McDowell	1981-85	35.04
3.	Richard Glasper	1976-78	33.15
4.	Andrew Nembbhard	2018-20	33.04
5.	Nick Calathes	2007-09	32.97
6.	Vernon Delancy	1980-84	32.39
7.	Kenny Boynton	2009-13	32.23
8.	Mike Moses	1980-82	31.72
9.	Eddie Shannon	1995-99	31.68
10.	Dwayne Schintzius	1986-90	31.59

Active Leader:

Colin Castleton	2020-present	28.40
-----------------	--------------	-------

Points

1.	Ronnie Williams	1980-84	2,090
2.	Kenny Boynton	2009-13	2,033
3.	Andrew Moten	1983-87	1,930
4.	Udonis Haslem	1998-2002	1,781
5.	Erving Walker	2008-12	1,777
6.	KeVaughn Allen	2015-19	1,723
7.	Stacey Poole	1989-93	1,678
8.	Dwayne Schintzius	1986-90	1,624
9.	Neal Walk	1966-69	1,600
10.	Gene Shy	1972-76	1,573

Active Leader:

Colin Castleton	2020-present	750
-----------------	--------------	-----

Scoring Average

1.	Neal Walk	1966-69	20.8
2.	Joe Hobbs	1955-58	19.6
3.	Tony Miller	1970-73	19.5
4.	Andy Owens	1967-70	19.0
	Ronnie Williams	1980-84	19.0
6.	Bob Emrick	1953-57	17.0
7.	Vernon Maxwell	1984-86	16.6
8.	Chip Williams	1972-75	16.4
9.	Nick Calathes	2007-09	16.3
10.	Anthony Roberson	2002-05	15.8

Active Leader:

Colin Castleton	2020-present	14.4
-----------------	--------------	------

Rebounds

1.	Neal Walk	1966-69	1,181
2.	Eugene McDowell	1981-85	1,063
3.	Andrew DeClercq	1991-95	958
4.	Ronnie Williams	1980-84	954
5.	Dwayne Davis	1987-91	921
6.	Al Horford	2004-07	869
	David Lee	2001-05	869
	Bob Emrick	1953-57	869
9.	Chandler Parsons	2007-11	859
10.	Gary Keller	1964-67	855

Active Leader:

Colin Castleton	2020-present	406
-----------------	--------------	-----

Rebounds Per Game

1.	Neal Walk	1966-69	15.3
2.	Cliff Luyk	1958-62	14.1
3.	Jim Zinn	1955-58	12.7
4.	Rick Casares	1950-53	11.4
5.	Gary Keller	1964-67	11.3
6.	Chip Williams	1972-75	10.2
7.	Bob Emrick	1953-57	9.5
8.	Eugene McDowell	1981-85	9.1
9.	Bob Sherwood	1956-60	9.0
10.	Reggie Hannah	1977-80	8.9

Active Leader:

Colin Castleton	2020-present	7.8
-----------------	--------------	-----

Offensive Rebounds

Since 1986-87

1.	Dwayne Davis	1987-91	377
2.	Andrew DeClercq	1991-95	353
3.	Patric Young	2010-14	345
4.	Kevarrius Hayes	2015-19	290
5.	Udonis Haslem	1998-2002	287
6.	David Lee	2001-05	285
7.	Chandler Parsons	2007-11	270
8.	Matt Bonner	1999-2003	267
9.	Dorian Finney-Smith	2013-16	265
10.	Al Horford	2004-07	254

Active Leader:

Colin Castleton	2020-present	146
-----------------	--------------	-----

Defensive Rebounds

Since 1986-87

1.	Al Horford	2004-07	610
2.	Andrew DeClercq	1991-95	605
3.	Dwayne Schintzius	1986-90	596
4.	Chandler Parsons	2007-11	589
5.	David Lee	2001-05	584
6.	Udonis Haslem	1998-2002	544
	Dwayne Davis	1987-91	544
8.	Alex Tyus	2007-11	523
9.	Matt Bonner	1999-2003	511
10.	Patric Young	2010-14	504

Active Leader:

Colin Castleton	2020-present	260
-----------------	--------------	-----

Double-Doubles

(Since 1977)

1.	Eugene McDowell	1981-85	43
2.	Ronnie Williams	1980-84	40
3.	Bob Smyth	1975-77	33
4.	Dwayne Davis	1987-91	31
	Chip Williams	1972-75	31
6.	Reggie Hannah	1977-80	29
7.	Al Horford	2004-07	28
8.	Udonis Haslem	1998-2002	25
9.	Andrew DeClercq	1991-95	23
10.	David Lee	2001-05	22

Active Leader:

Colin Castleton	2020-present	13
-----------------	--------------	----

Field Goal Percentage

(Min. 500 Attempts)

1.	Dwayne Davis	1987-91	572-892	.641
2.	Joakim Noah	2004-07	405-663	.611
3.	Vernon Macklin	2009-11	347-579	.599
4.	Eugene McDowell	1981-85	642-1,075	.597
5.	Al Horford	2004-07	426-725	.588
6.	Ronnie Williams	1980-84	772-1,319	.585
7.	Udonis Haslem	1998-2002	633-1,084	.584
8.	David Lee	2001-05	543-935	.581
9.	Patric Young	2010-14	536-929	.577
10.	Casey Prather	2010-14	308-541	.569

Active Leader:

Colin Castleton	2020-present	283-501	.565
-----------------	--------------	---------	------

Field Goals Made

1.	Ronnie Williams	1980-84	772
2.	Stacey Poole	1989-93	730
3.	Andrew Moten	1983-87	711
4.	Dwayne Schintzius	1986-90	695
5.	Kenny Boynton	2009-13	666
6.	Eugene McDowell	1981-85	642
7.	Gene Shy	1972-76	639
8.	Udonis Haslem	1998-2002	633
9.	Matt Bonner	1999-2003	580
10.	Dwayne Davis	1987-91	572
	Neal Walk	1966-69	572

Active Leader:

Colin Castleton	2020-present	283
-----------------	--------------	-----

Field Goals Attempted

1.	Kenny Boynton	2009-13	1,671
2.	Stacey Poole	1989-93	1,578
3.	Andrew Moten	1983-87	1,572
4.	Gene Shy	1972-76	1,415
5.	Dwayne Schintzius	1986-90	1,407
6.	KeVaughn Allen	2015-19	1,397
7.	Erving Walker	2008-12	1,345
8.	Bob Emrick	1953-57	1,324
9.	Ronnie Williams	1980-84	1,319
10.	Joe Hobbs	1955-58	1,293

Active Leader:

Colin Castleton	2020-present	501
-----------------	--------------	-----

3-Pt Field Goal Percentage

(Min. 200 Attempts)

1.	Lee Humphrey	2003-07	288-649	.444
2.	Erik Murphy	2009-13	143-329	.435
3.	Michael Frazier II	2012-15	227-525	.432
4.	Kenyan Weaks	1996-2000	198-464	.427
5.	Greg Stolt	1995-99	243-578	.420
6.	Craig Brown	1990-94	186-455	.409
7.	Dan Cross	1991-95	132-323	.409
8.	Noah Locke	2018-21	217-538	.403
9.	Brett Nelson	1999-2003	274-679	.398
10.	Matt Walsh	2002-05	192-483	.398

Active Leader:

Kowacie Reeves	2021-present	32-96	.333
----------------	--------------	-------	------



CAREER RECORDS

3-Point Field Goals Made

1.	Kenny Boynton	2009-13	333
2.	Lee Humphrey	2003-07	288
3.	Erving Walker	2008-12	285
4.	Brett Nelson	1999-2003	274
5.	Anthony Roberson	2002-05	267
6.	KeVaughn Allen	2015-19	250
7.	Greg Stolt	1995-99	243
8.	Michael Frazier II	2012-15	227
9.	Noah Locke	2018-21	217
10.	Kenyan Weaks	1996-2000	198

Active Leader:

Myreon Jones	2021-present	62
--------------	--------------	----

3-Point Field Goals Attempted

1.	Kenny Boynton	2009-13	978
2.	Erving Walker	2008-12	755
3.	KeVaughn Allen	2015-19	743
4.	Brett Nelson	1999-2003	689
5.	Anthony Roberson	2002-05	665
6.	Lee Humphrey	2003-07	649
7.	Greg Stolt	1995-99	578
8.	Noah Locke	2018-21	538
9.	Michael Frazier II	2012-15	525
10.	Teddy Dupay	1998-2001	496

Active Leader:

Myreon Jones	2021-present	193
--------------	--------------	-----

Free Throw Percentage

(Min. 140 Attempts)

1.	KeVaughn Allen	2015-19	361-411	.878
2.	Anthony Roberson	2002-05	210-243	.864
3.	Taurean Green	2004-07	350-409	.856
4.	Michael Frazier II	2012-15	135-158	.854
5.	Joe Hobbs	1955-59	241-286	.843
6.	Bruno Caldwell	1972-75	172-205	.839
7.	Brooks Henderson	1962-65	337-406	.830
8.	Scott Stewart	1989-93	121-146	.829
9.	Brett Nelson	1999-2003	189-229	.825
10.	Andy Owens	1967-70	345-426	.810

Active Leader:

Kowacie Reeves	2021-present	27-36	.750
----------------	--------------	-------	------

Free Throws Made

1.	Ronnie Williams	1980-84	546
2.	Udonis Haslem	1998-2002	515
3.	Bob Emrick	1953-57	514
4.	Sonny Powell	1951-55	487
5.	Neal Walk	1966-69	456
6.	Andrew Moten	1983-87	447
7.	Erving Walker	2008-12	438
8.	Dan Cross	1991-95	411
9.	Kenny Boynton	2009-13	368
10.	KeVaughn Allen	2015-19	361

Active Leader:

Colin Castleton	2020-present	184
-----------------	--------------	-----

Free Throws Attempted

1.	Ronnie Williams	1980-84	785
2.	Udonis Haslem	1998-2002	773
3.	Bob Emrick	1953-57	673
4.	Sonny Powell	1951-55	625
5.	Neal Walk	1966-69	619
6.	Andrew Moten	1983-87	605
7.	Erving Walker	2008-12	552
8.	Dan Cross	1991-95	525
9.	Livingston Chatman	1987-91	521
10.	David Lee	2001-05	514

Active Leader:

Colin Castleton	2020-present	251
-----------------	--------------	-----

Assists

(Since 1967-68)

1.	Chris Chiozza	2014-18	571
2.	Erving Walker	2008-12	547
3.	Kasey Hill	2013-17	530
4.	Ronnie Montgomery	1984-88	503
5.	Eddie Shannon	1995-99	493
6.	Nick Calathes	2007-09	452
7.	Vernon Delancy	1980-84	427
8.	Greg Williams	1993-97	423
9.	Scottie Wilbekin	2010-14	419
10.	Andrew Moten	1983-87	411

Active Leader:

Colin Castleton	2020-present	69
-----------------	--------------	----

Assists per Game

(Min. 50 Games, Since 1967-68)

1.	Nick Calathes	2007-09	6.28
2.	Andrew Nembhard	2018-20	5.48
3.	Richard Glasper	1976-78	4.26
4.	Eddie Shannon	1995-99	4.25
5.	Vernon Delancy	1980-84	4.18
6.	Mike Leatherwood	1967-69	4.03
7.	Jerry Hoover	1969-72	4.00
8.	Mike Moses	1980-82	3.96
9.	Kasey Hill	2013-17	3.87
	Ronnie Montgomery	1984-88	3.87

Active Leader:

Myreon Jones	2021-present	1.58
--------------	--------------	------

Blocked Shots

(Since 1975-76)

1.	Dwayne Schintzius	1986-90	272
2.	Kevarrius Hayes	2015-19	214
3.	Al Horford	2004-07	189
4.	Joakim Noah	2004-07	186
5.	Andrew DeClercq	1991-95	176
6.	Patric Young	2010-14	160
	Dwayne Davis	1987-91	160
8.	Eugene McDowell	1981-85	150
9.	Udonis Haslem	1998-2002	120
10.	Colin Castleton	2020-present	116

Active Leader:

Colin Castleton	2020-present	116
-----------------	--------------	-----

Blocked Shots Per Game

(Min. 50 Games, Since 1975-76)

1.	Dwayne Schintzius	1986-90	2.47
2.	Colin Castleton	2020-present	2.23
3.	Al Horford	2004-07	1.73
4.	Joakim Noah	2004-07	1.72
5.	Kevarrius Hayes	2015-19	1.53
6.	John Egbunu	2015-17	1.45
7.	Andrew DeClercq	1991-95	1.38
8.	Dwayne Davis	1987-91	1.29
9.	Eugene McDowell	1981-85	1.28
10.	Omar Payne	2019-21	1.17

Active Leader:

Colin Castleton	2020-present	2.23
-----------------	--------------	------

Steals

(Since 1973-74)

1.	Eddie Shannon	1995-99	204
2.	Brett Nelson	1999-2003	198
	Dan Cross	1991-95	198
4.	Chris Chiozza	2014-18	191
5.	Kasey Hill	2013-17	182
6.	Dwayne Davis	1987-91	178
7.	Corey Brewer	2004-07	176
8.	KeVaughn Allen	2015-19	170
9.	Scottie Wilbekin	2010-14	167
10.	Andrew Moten	1983-87	165

Active Leader:

Myreon Jones	2021-present	43
--------------	--------------	----

Steals Per Game

(Min. 50 Games, Since 1973-74)

1.	Richard Glasper	1976-78	1.83
2.	Eddie Shannon	1995-99	1.76
3.	Nick Calathes	2007-09	1.75
4.	Corey Brewer	2004-07	1.63
5.	Dan Cross	1991-95	1.55
6.	Brett Nelson	1999-2003	1.53
7.	Matt Walsh	2002-05	1.52
	Vernon Delancy	1980-84	1.52
9.	Mike Moses	1980-82	1.49
10.	Justin Hamilton	1999-2003	1.45

Active Leader:

Myreon Jones	2021-present	1.30
--------------	--------------	------

Dunks

(Unofficial stat; Since 1976)

1.	Dwayne Davis	1987-91	168
2.	Eugene McDowell	1981-85	162
3.	David Lee	2001-05	155
4.	Alex Tyus	2007-11	146
5.	Patric Young	2010-14	142
6.	Joakim Noah	2004-07	130
7.	John Egbunu	2015-present	106
8.	Andrew DeClercq	1991-95	102
9.	Udonis Haslem	1998-2002	101
10.	Al Horford	2004-07	100

Active Leader:

Colin Castleton	2020-present	53
-----------------	--------------	----

Personal Fouls

1.	Udonis Haslem	1998-2002	409
2.	Andrew DeClercq	1991-95	408
3.	Ronnie Williams	1980-84	372
4.	Malcolm Cesare	1975-79	361
5.	Patric Young	2010-14	358
6.	Andrew Moten	1983-87	342
4.	Dwayne Schintzius	1986-90	339
8.	Dwayne Davis	1987-91	330
9.	Kevarrius Hayes	2015-19	329
10.	Sonny Powell	1951-55	321

Active Leader:

Colin Castleton	2020-present	108
-----------------	--------------	-----

Disqualifications

1.	Malcolm Cesare	1975-79	27
2.	Sonny Powell	1951-55	25
3.	Roy Roberts	1949-53	22
4.	Andrew Moten	1983-87	21
	Gary McElroy	1965-68	21
6.	Andrew DeClercq	1991-95	19
	Ronnie Williams	1980-84	19
	Dan Boe	1969-72	19
9.	Dwayne Schintzius	1986-90	18
10.	Vernon Delancy	1980-84	17

Active Leader:

Jason Jitoboh	2019-present	2
---------------	--------------	---

Points in Conference Games

1.	Ronnie Williams	1980-84	1,342
2.	Andrew Moten	1983-87	1,306
3.	Neal Walk	1966-69	1,113
4.	Stacey Poole	1989-93	1,110
5.	Gene Shy	1972-76	1,102

Active Leader:

Colin Castleton	2020-present	440
-----------------	--------------	-----



INDIVIDUAL SINGLE-SEASON RECORDS

Games Played

1.	Taurean Green	2006-07	40
	Walter Hodge	2006-07	40
	Lee Humphrey	2006-07	40
	Joakim Noah	2006-07	40
	Chris Richard	2006-07	40
6.	Michael Frazier II	2013-14	39
	Will Yeguete	2013-14	39
	Patric Young (and 8 others)	2013-14	39

Games Started

1.	Taurean Green	2006-07	40
	Lee Humphrey	2006-07	40
	Joakim Noah	2006-07	40
4.	Will Yeguete	2013-14	39
	Taurean Green	2005-06	39
	Al Horford	2005-06	39
7.	Joakim Noah	2005-06	38
8.	Patric Young (and 12 others)	2013-14	37

Minutes

Since 1975

1.	Taurean Green	2006-07	1,328
2.	Taurean Green	2005-06	1,302
3.	Clifford Lett	1988-89	1,274
4.	Livingston Chatman	1988-89	1,269
5.	Bradley Beal	2011-12	1,267
6.	Craig Brown	1993-94	1,245
7.	Chandler Parsons	2010-11	1,229
8.	Kenny Boynton	2010-11	1,218
9.	Lee Humphrey	2006-07	1,214
10.	Erving Walker	2010-11	1,212

Minutes Per Game

Since 1975

1.	Clifford Lett	1988-89	37.47
2.	Dwayne Schintzius	1988-89	37.33
3.	Livingston Chatman	1988-89	37.32
4.	Ronnie Williams	1981-82	36.81
5.	Dan Cross	1994-95	36.73
6.	Eugene McDowell	1984-85	36.37
7.	Eugene McDowell	1983-84	36.17
8.	Ronnie Williams	1982-83	35.89
9.	Ronnie Williams	1980-81	35.41
10.	Vernon Delancy	1980-81	35.00

Points

1.	Andy Owens	1969-70	676
2.	Neal Walk	1967-68	663
3.	Neal Walk	1968-69	649
4.	Vernon Maxwell	1985-86	648
5.	Nick Calathes	2008-09	618
6.	Stacey Poole	1991-92	589
7.	Kenny Boynton	2011-12	588
8.	Dan Cross	1993-94	581
9.	Ronnie Williams	1981-82	575
10.	Anthony Roberson	2004-05	561

Points Per Game

1.	Andy Owens	1969-70	27.0
2.	Tony Miller	1971-72	26.7
3.	Neal Walk	1967-68	26.5
4.	Neal Walk	1968-69	24.0
5.	Joe Hobbs	1957-58	23.9
6.	Cliff Luyk	1957-58	21.3
	Ronnie Williams	1982-83	21.3
8.	Chip Williams	1973-74	20.6
9.	Vernon Maxwell	1985-86	19.6
10.	Ronnie Williams	1980-81	19.4

Rebounds

1.	Neal Walk	1967-68	494
2.	Neal Walk	1968-69	481
3.	Al Horford	2006-07	360
4.	Cliff Luyk	1961-62	352
5.	Joakim Noah	2006-07	337
6.	Bob Smyth	1975-76	330
7.	Cliff Luyk	1960-61	328
	Jim Zinn	1957-58	328
9.	Gary Keller	1965-66	326
10.	Dwayne Davis	1988-89	309

Rebounds Per Game

1.	Neal Walk	1967-68	19.8
2.	Neal Walk	1968-69	17.9
3.	Jim Zinn	1957-58	15.5
4.	Cliff Luyk	1961-62	15.3
5.	Jim Zinn	1955-56	13.5
6.	Cliff Luyk	1960-61	13.1
7.	Lew Doss	1954-55	13.0
8.	Bob Smyth	1975-76	12.7
9.	Gary Keller	1965-66	12.5
10.	Chip Williams	1972-73	12.1

Offensive Rebounds

Since 1986-87

1.	Dwayne Davis	1988-89	114
2.	Joakim Noah	2006-07	102
3.	Patric Young	2013-14	101
4.	Patric Young	2011-12	100
5.	Kevarrius Hayes	2018-19	99
	Donnell Harvey	1999-2000	99
7.	Andrew DeClercq	1994-95	97
8.	Patric Young	2012-13	96
	Al Horford	2006-07	96
10.	Dorian Finney-Smith	2013-14	94

Defensive Rebounds

Since 1986-87

1.	Al Horford	2006-07	264
2.	Joakim Noah	2006-07	235
3.	Dwayne Schintzius	1988-89	225
4.	Dorian Finney-Smith	2015-16	211
5.	David Lee	2004-05	210
6.	Al Horford	2005-06	209
7.	Chandler Parsons	2010-11	205
8.	Andrew DeClercq	1993-94	201
9.	Bradley Beal	2011-12	199
10.	Marreese Speights	2007-08	197

Double-Doubles

(Since 1971)

1.	Bob Smyth	1975-76	18
2.	Al Horford	2006-07	16
	Dwayne Schintzius	1988-89	16
4.	Eugene McDowell	1984-85	15
	Chip Williams	1972-73	15
6.	Dwayne Davis	1988-89	13
7.	David Lee	2004-05	12
	Ronnie Williams	1980-81	12
9.	Udonis Haslem	2001-02	11
	Eugene McDowell	1982-83	11
	Ronnie Williams	1982-83	11

Field Goal Percentage

(Min. 100 Attempts)

1.	Dwayne Davis	1988-89	179-248	.722
2.	Chris Richard	2005-06	97-139	.698
3.	Chris Richard	2006-07	98-142	.690
4.	Kevarrius Hayes	2018-19	113-168	.673
5.	David Lee	2002-03	149-230	.648
6.	Eugene McDowell	1982-83	203-314	.646
7.	Jeff Ramsey	1964-65	85-135	.630
8.	Chris Capers	1986-87	110-175	.629
9.	Joakim Noah	2005-06	202-322	.627
10.	Marreese Speights	2007-08	216-346	.624

Field Goals Made

1.	Vernon Maxwell	1985-86	262
2.	Andy Owens	1969-70	257
3.	Stacey Poole	1991-92	254
4.	Neal Walk	1967-68	239
5.	Dwayne Schintzius	1987-88	224
	Neal Walk	1968-69	224
7.	Dwayne Schintzius	1988-89	220
8.	Ronnie Williams	1981-82	218
9.	Marreese Speights	2007-08	216
	Ronnie Williams	1980-81	216

Field Goals Attempted

1.	Vernon Maxwell	1985-86	566
2.	Stacey Poole	1991-92	537
3.	Andy Owens	1969-70	526
4.	Neal Walk	1967-68	507
5.	Joe Hobbs	1957-58	467
6.	Neal Walk	1968-69	465
7.	Dwayne Schintzius	1987-88	456
8.	Andrew Moten	1985-86	448
9.	Joe Hobbs	1956-57	445
10.	Lou Merchant	1960-61	441

3-Point Field Goal Percentage

(Min. 50 Attempts)

1.	Kenyan Weaks	1997-98	61-120	.508
2.	Joe Lawrence	1986-87	64-127	.504
3.	Walter Hodge	2006-07	34-68	.500
4.	Dan Williams	1996-97	33-69	.478
5.	Matt Bonner	2002-03	63-133	.474
6.	Michael Frazier II	2012-13	52-111	.468
7.	Lee Humphrey	2006-07	113-246	.459
	Lee Humphrey	2005-06	113-246	.459
9.	Greg Stolt	1997-98	60-131	.458
10.	Erik Murphy	2012-13	72-159	.453
	Brett Nelson	2000-01	81-179	.453

3-Point Field Goals Made

1.	Michael Frazier II	2013-14	118-264	118
2.	Lee Humphrey	2006-07	113-246	113
	Lee Humphrey	2005-06	113-246	113
4.	Kenny Boynton	2011-12	110-270	110
5.	Anthony Roberson	2003-04	99-233	99
6.	Brett Nelson	2001-02	98-248	98
7.	Anthony Roberson	2004-05	94-242	94
8.	Craig Brown	1993-94	89-206	89
9.	Taurean Green	2005-06	88-229	88
10.	Taurean Green	2006-07	82-203	82

3-Point Field Goal Attempts

1.	Kenny Boynton	2011-12	110-270	270
2.	Michael Frazier II	2013-14	118-264	264
3.	Brett Nelson	2001-02	98-248	248
4.	Lee Humphrey	2006-07	113-246	246
	Lee Humphrey	2005-06	113-246	246
6.	Kenny Boynton	2009-10	72-245	245
7.	Kenny Boynton	2010-11	80-242	242
	Anthony Roberson	2004-05	94-242	242
9.	Anthony Roberson	2003-04	99-233	233
10.	Taurean Green	2005-06	88-229	229



INDIVIDUAL SINGLE-SEASON RECORDS

Free Throw Percentage

(Min. 50 Attempts)

1. KeVaughn Allen	2017-18	77-85	.906
2. Anthony Roberson	2004-05	81-90	.900
3. Kenyan Weaks	1999-00	53-59	.898
4. Bruno Caldwell	1974-75	102-115	.887
5. KeVaughn Allen	2018-19	94-106	.887
6. Taurean Green	2005-06	171-193	.886
7. Scott Stewart	1992-93	46-52	.885
8. KeVaughn Allen	2016-17	91-103	.883
9. Canyon Barry	2016-17	113-128	.883
10. Michael Frazier II	2014-15	61-70	.871

Free Throws Made

1. Neal Walk	1968-69	201
2. Neal Walk	1967-68	185
3. Udonis Haslem	2001-02	177
4. Taurean Green	2005-06	171
5. Sonny Powell	1954-55	169
6. Dan Cross	1993-94	168
7. Sonny Powell	1953-54	166
8. Andy Owens	1969-70	162
9. Bob Emrick	1955-56	158
10. Erving Walker	2010-11	154
Ronnie Williams	1982-83	154

Free Throws Attempted

1. Neal Walk	1968-69	278
2. Udonis Haslem	2001-02	255
3. Neal Walk	1967-68	244
4. Livingston Chatman	1988-89	224
5. Ronnie Williams	1982-83	213
6. Sonny Powell	1954-55	211
7. Udonis Haslem	2000-01	206
Cliff Luyk	1961-62	206
9. Dan Cross	1993-94	203
Bob Emrick	1955-56	203

Assists

(Since 1967-68)

1. Nick Calathes	2008-09	231
2. Nick Calathes	2007-08	221
3. Chris Chiozza	2017-18	208
4. Andrew Nembhard	2018-19	194
5. Ronnie Montgomery	1987-88	190
6. Taurean Green	2005-06	184
7. Scottie Wilbekin	2012-13	174
8. Andrew Nembhard	2019-20	173
9. Erving Walker	2011-12	170
10. Erving Walker	2009-10	166

Assists Per Game

(Since 1967-68)

1. Nick Calathes	2008-09	6.42
2. Chris Chiozza	2017-18	6.12
3. Nick Calathes	2007-08	6.10
4. Vernon Delancy	1982-83	5.89
5. Ronnie Montgomery	1987-88	5.59
6. Andrew Nembhard	2019-20	5.58
7. Andrew Nembhard	2018-19	5.39
8. Greg Williams	1995-96	5.00
9. Scottie Wilbekin	2012-13	4.97
10. Mike Leatherwood	1968-69	4.96

Blocked Shots

(Since 1975-76)

1. Dwayne Schintzius	1986-87	96
2. Joakim Noah	2005-06	95
3. Dwayne Schintzius	1987-88	90
4. Joakim Noah	2006-07	72
5. Al Horford	2006-07	70
6. Al Horford	2005-06	68
7. Kevarrus Hayes	2018-19	67
Kevarrus Hayes	2017-18	67
9. Colin Castleton	2021-22	62
10. Kevarrus Hayes	2016-17	60

Blocked Shots Per Game

(Since 1975-76)

1. Dwayne Schintzius	1986-87	2.82
2. Dwayne Schintzius	1987-88	2.57
3. Dwayne Schintzius	1989-90	2.54
4. Joakim Noah	2005-06	2.44
5. Colin Castleton	2020-21	2.25
6. Colin Castleton	2021-22	2.21
7. Kevarrus Hayes	2017-18	2.03
8. Dwayne Schintzius	1988-89	1.93
9. Kevarrus Hayes	2018-19	1.86
10. Al Horford	2006-07	1.80
Joakim Noah	2006-07	1.80

Steals

(Since 1973-74)

1. Dan Cross	1993-94	76
2. Corey Brewer	2006-07	69
3. Nick Calathes	2008-09	68
4. Chris Chiozza	2017-18	65
5. Dwayne Davis	1990-91	63
6. Orien Greene	2001-02	61
7. Kasey Hill	2016-17	60
Brett Nelson	1999-2000	60
9. Brett Nelson	2001-02	59
Brett Nelson	2000-01	59

Steals Per Game

(Since 1973-74)

1. Kenyan Weaks	1998-99	2.25
Dwayne Davis	1990-91	2.25
3. Dan Cross	1993-94	2.05
4. Orien Greene	2001-02	1.97
5. Chris Chiozza	2017-18	1.91
6. Corey Brewer	2006-07	1.90
Brett Nelson	2001-02	1.90
Brett Nelson	2000-01	1.90
9. Nick Calathes	2008-09	1.89
10. Eddie Shannon	1997-98	1.83

Dunks

(Unofficial stat; Since 1976-77)

1. John Egbunu	2015-16	75
2. Marreese Speights	2007-08	66
3. Joakim Noah	2005-06	61
4. Joakim Noah	2006-07	59
5. Dwayne Davis	1988-89	58
6. Eugene McDowell	1982-83	57
7. Patric Young	2011-12	56
8. Al Horford	2005-06	54
9. Alex Tyus	2008-09	52
10. David Lee	2002-03	51

Personal Fouls

1. Kenny McClary	1985-86	123
2. Udonis Haslem	1999-2000	113
3. Dwayne Schintzius	1986-87	111
4. John Egbunu	2015-16	110
5. Andrew DeClercq	1993-94	108
6. Andrew DeClercq	1991-92	106
7. Gary McElroy	1967-68	104
8. Mike Milligan	1979-80	103
9. Andrew Moten	1985-86	102
Neal Walk	1968-69	102

Consecutive Free Throws Made

1. Canyon Barry	2016-17	42
2. Taurean Green	2005-06	37
3. Michael Frazier II	2014-15	33
4. Egor Koulechov	2017-18	32
5. Kenyan Weaks	1994-95	31
6. Tyree Appleby	2020-21/2021-22	28
7. KeVaughn Allen	2017-18	27
8. Scottie Lewis	2019-20	25
Matt Walsh	2003-04	25

Fouled Out

1. Gary McElroy	1967-68	13
2. Roy Roberts	1952-53	11
3. Sonny Powell	1954-55	10
4. Neal Walk	1968-69	9
5. 10 tied, last Renaldo Garcia	1989-90	8

Single-Season Leaders by Class

CATEGORY	FRESHMAN	SOPHOMORE	JUNIOR	SENIOR
Points	Nick Calathes, 552 (2007-08)	Vernon Maxwell, 648 (1985-86)	Neal Walk, 663 (1967-68)	Andy Owens, 676 (1969-70)
Scoring Average	Ronnie Williams, 19.4 (1980-81)	Vernon Maxwell, 19.6 (1985-86)	Tony Miller, 26.7 (1971-72)	Andy Owens, 27.0 (1969-70)
Rebounds	Donnell Harvey, 258 (1999-00)	Dwayne Davis, 309 (1988-89)	Neal Walk, 494 (1967-68)	Neal Walk, 481 (1967-68)
Rebound Average	Ronnie Williams, 9.0 (1980-81)	Jim Zinn, 13.5 (1955-56)	Neal Walk, 19.8 (1967-68)	Neal Walk, 17.9 (1968-69)
Field Goal Percentage	Marreese Speights, .671 (2006-07)	Dwayne Davis, .722 (1988-89)	Chris Richard, .698 (2005-06)	Chris Richard, .690 (2006-07)
Field Goals Made	Ronnie Williams, 216 (1980-81)	Vernon Maxwell, 262 (1985-86)	Stacey Poole, 254 (1991-92)	Andy Owens, 257 (1969-70)
Field Goals Attempted	Nick Calathes, 411 (2007-08)	Vernon Maxwell, 566 (1985-86)	Stacey Poole, 537 (1991-92)	Andy Owens, 526 (1969-70)
3-Point Percentage	Michael Frazier II, .468 (2012-13)	Kenyan Weaks, .508 (1997-98)	Dan Williams, .478 (1996-97)	Joe Lawrence, .504 (1986-87)
3-Pointers Made	Noah Locke, 81 (2018-19)	Michael Frazier II, 118 (2013-14)	Lee Humphrey, 113 (2005-06)	Lee Humphrey, 113 (2006-07)
3-Point Attempts	Kenny Boynton, 245 (2009-10)	Michael Frazier II, 264 (2013-14)	Kenny Boynton, 270 (2011-12)	Lee Humphrey, 246 (2006-07)
Free Throw Percentage	Brett Nelson, .852 (1999-2000)	Bruno Caldwell, .887 (1974-75)	KeVaughn Allen, .906 (2017-18)	Kenyan Weaks, .898 (1999-00)
Free Throws Made	Nick Calathes, 144 (2007-08)	Ronnie Williams, 139 (1981-82)	Neal Walk, 185 (1967-68)	Neal Walk, 201 (1968-69)
Free Throws Attempted	Nick Calathes, 199 (2007-08)	Livingston Chatman, 224 (1988-89)	Neal Walk, 244 (1967-68)	Neal Walk, 278 (1968-69)
Assists	Nick Calathes, 221 (2007-08)	Nick Calathes, 231 (2008-09)	Scottie Wilbekin, 174 (2012-13)	Chris Chiozza, 208 (2017-18)
Blocked Shots	Dwayne Schintzius, 96 (1986-87)	Joakim Noah, 95 (2005-06)	Joakim Noah, 72 (2006-07)	Kevarrus Hayes, 67 (2018-19)
Steals	Brett Nelson, 60 (1999-2000)	Nick Calathes, 68 (2008-09)	Dan Cross, 76 (1993-94)	Chris Chiozza, 65 (2017-18)



TRANSFER RECORDS

Florida has become a favorite destination for transfers, and many have made a significant mark during their time in Gainesville. Below is a look at UF's leaders among incoming transfers in the 3-point line era (since 1986), with grad transfers noted by an asterisk (*) and junior college transfers with a pound sign (#). Stats are Florida career numbers unless noted as single-season.

Points				
1.	Dorian Finney-Smith	2013-16	Virginia Tech	1,220
2.	Jalen Hudson	2017-19	Virginia Tech	861
3.	Vernon Macklin	2009-11	Georgetown	787
4.	Colin Castleton	2020-present	Michigan	750
5.	Mike Rosario	2011-13	Rutgers	655
6.	Tyree Appleby	2020-22	Cleveland State	653
7.	John Egbunu	2015-17	USF	578
8.	Egor Koulechov*	2017-18	Rice	468
9.	Justin Leon#	2015-17	Shawnee CC	448
10.	Canyon Barry*	2016-17	Coll. of Charleston	399
Points (Single-Season)				
1.	Dorian Finney-Smith	2015-16	Virginia Tech	530
2.	Jalen Hudson	2017-18	Virginia Tech	528
3.	Egor Koulechov*	2017-18	Rice	468
4.	Colin Castleton	2021-22	Michigan	453
5.	Mike Rosario	2012-13	Rutgers	450
6.	Vernon Macklin	2010-11	Georgetown	428
7.	Canyon Barry*	2016-17	Coll. of Charleston	399
8.	Kerry Blackshear Jr.*	2019-20	Virginia Tech	396
9.	John Egbunu	2015-16	USF	390
10.	Phlandrous Fleming Jr.*	2021-22	Charleston So.	377
Scoring Average				
1.	Jason Williams	1997-98	Marshall	17.1
2.	Colin Castleton	2020-present	Michigan	14.4
3.	Egor Koulechov*	2017-18	Rice	13.8
4.	Kerry Blackshear Jr.*	2019-20	Virginia Tech	12.8
5.	Jalen Hudson	2017-19	Virginia Tech	12.3
6.	Dorian Finney-Smith	2013-16	Virginia Tech	12.1
7.	Canyon Barry*	2016-17	Coll. of Charleston	11.4
8.	Phlandrous Fleming Jr.*	2021-22	Charleston So.	11.1
9.	Vernon Macklin	2009-11	Georgetown	11.1
10.	Tyree Appleby	2020-22	Cleveland State	11.1
Scoring Average (Single-Season)				
1.	Jason Williams	1997-98	Marshall	17.1
2.	Colin Castleton	2021-22	Michigan	16.2
3.	Jalen Hudson	2017-18	Virginia Tech	15.5
4.	Dorian Finney-Smith	2015-16	Virginia Tech	14.7
5.	Egor Koulechov*	2017-18	Rice	13.8
6.	Dorian Finney-Smith	2014-15	Virginia Tech	13.1
7.	Kerry Blackshear Jr.*	2019-20	Virginia Tech	12.8
8.	Mike Rosario	2012-13	Rutgers	12.5
9.	Colin Castleton	2020-21	Michigan	12.4
10.	Jalen Hudson	2017-19	Virginia Tech	12.3
Rebounds				
1.	Dorian Finney-Smith	2013-16	Virginia Tech	721
2.	Colin Castleton	2020-present	Michigan	406
3.	Vernon Macklin	2009-11	Georgetown	387
4.	John Egbunu	2015-17	USF	378
5.	Justin Leon#	2015-17	Shawnee CC	252
6.	Jalen Hudson	2017-19	Virginia Tech	235
7.	Anthony Duruji	2020-22	Louisiana Tech	231
8.	Kerry Blackshear Jr.*	2019-20	Virginia Tech	231
9.	Egor Koulechov*	2017-18	Rice	218
10.	Phlandrous Fleming Jr.*	2021-22	Charleston So.	149
	Tyree Appleby	2020-22	Cleveland State	149
	Jon Horford*	2014-15	Michigan	149
	Mike Rosario	2011-13	Rutgers	149
Rebounds (Single-Season)				
1.	Dorian Finney-Smith	2015-16	Virginia Tech	300
2.	Colin Castleton	2021-22	Michigan	253
3.	Dorian Finney-Smith	2013-14	Virginia Tech	247
4.	Kerry Blackshear Jr.*	2019-20	Virginia Tech	231
5.	John Egbunu	2015-16	USF	220
6.	Egor Koulechov*	2017-18	Rice	218
7.	Vernon Macklin	2010-11	Georgetown	199
8.	Vernon Macklin	2009-10	Georgetown	188
9.	Dorian Finney-Smith	2014-15	Virginia Tech	174
10.	John Egbunu	2016-17	USF	158
Field Goal Pct.				
1.	Vernon Macklin	2009-11	Georgetown	.599
2.	Colin Castleton	2020-present	Michigan	.565
3.	John Egbunu	2015-17	USF	.558
4.	Anthony Duruji	2020-22	LA Tech	.489
5.	Jon Horford*	2014-15	Michigan	.484
6.	Justin Leon#	2015-17	Shawnee CC	.457
7.	Mike Rosario	2011-13	Rutgers	.442
8.	Kerry Blackshear Jr.*	2019-20	Virginia Tech	.436
9.	Dorian Finney-Smith	2013-16	Virginia Tech	.428
10.	Canyon Barry*	2016-17	Coll. of Charleston	.422
3-Point FG Made				
1.	Dorian Finney-Smith	2013-16	Virginia Tech	159
2.	Jalen Hudson	2017-19	Virginia Tech	122
3.	Tyree Appleby	2020-22	Cleveland State	94
4.	Mike Rosario	2011-13	Rutgers	94
5.	Justin Leon#	2015-17	Shawnee CC	74
6.	Egor Koulechov*	2017-18	Rice	70
7.	Jason Williams	1997-98	Marshall	54
8.	Eli Carter	2013-15	Rutgers	44
9.	Canyon Barry*	2016-17	Coll. of Charleston	42
10.	Phlandrous Fleming Jr.*	2021-22	Charleston So.	40
Free Throw Percentage				
1.	Canyon Barry*	2016-17	Coll. of Charleston	.883
2.	Egor Koulechov*	2017-18	Rice	.864
3.	Jason Williams	1997-98	Marshall	.840
4.	Tyree Appleby	2020-present	Cleve. St.	.839
5.	Mike Rosario	2011-13	Rutgers	.809
6.	Phlandrous Fleming Jr.*	2021-22	Charleston So.	.795
7.	Kerry Blackshear Jr.*	2019-20	Virginia Tech	.792
8.	Jon Horford*	2014-15	Michigan	.780
9.	Eli Carter	2013-15	Rutgers	.773
10.	Schuyler Rimmer	2015-17	Stanford	.739
Assists				
1.	Tyree Appleby	2020-22	Cleveland State	207
2.	Dorian Finney-Smith	2013-16	Virginia Tech	195
3.	Jason Williams	1997-98	Marshall	134
4.	Mike Rosario	2011-13	Rutgers	103
5.	Phlandrous Fleming Jr.*	2021-22	Charleston So.	71
6.	Colin Castleton	2020-present	Michigan	69
7.	Jalen Hudson	2017-19	Virginia Tech	68
8.	Brandon McKissic*	2021-22	UMKC	62
9.	Eli Carter	2013-15	Rutgers	57
10.	Vernon Macklin	2009-11	Georgetown	56
Blocked Shots				
1.	Colin Castleton	2020-present	Michigan	116
2.	John Egbunu	2015-17	USF	84
3.	Dorian Finney-Smith	2013-16	Virginia Tech	69
4.	Vernon Macklin	2009-11	Georgetown	55
5.	Anthony Duruji	2020-22	Louisiana Tech	27
6.	Jon Horford*	2014-15	Michigan	27
7.	Jalen Hudson	2017-19	Virginia Tech	26
8.	Phlandrous Fleming Jr.*	2021-22	Charleston So.	23
9.	CJ Felder	2021-present	Boston Coll.	19
	Kerry Blackshear Jr.*	2019-20	Virginia Tech	19
Steals				
1.	Dorian Finney-Smith	2013-16	Virginia Tech	81
2.	Tyree Appleby	2020-22	Cleveland State	80
3.	Jason Williams	1997-98	Marshall	53
4.	Phlandrous Fleming Jr.*	2021-22	Charleston So.	51
5.	Jalen Hudson	2017-19	Virginia Tech	50
	Mike Rosario	2011-13	Rutgers	50
7.	Myreon Jones	2021-present	Penn State	43
8.	Anthony Duruji	2020-22	Louisiana Tech	42
9.	Brandon McKissic*	2021-22	UMKC	38
10.	Colin Castleton	2020-present	Michigan	37

TEAM SINGLE-SEASON RECORDS

Wins		
1.	36*	2013-14
2.	35	2006-07
3.	33	2005-06
4.	29	2012-13
	29	2010-11
	29	1999-2000
	29	1993-94
8.	27	2016-17
9.	26	2011-12
10.	25	2008-09
	25	2002-03

Winning Percentage		
1.	.923 (36-3)	2013-14
2.	.875 (35-5)	2006-07
3.	.846 (33-6)	2005-06
4.	.840 (21-4)	1966-67
5.	.833 (15-3)	1940-41
6.	.784 (29-8)	2012-13
	.784 (29-8)	2010-11
	.784 (29-8)	1999-2000
	.784 (29-8)	1993-94
10.	.774 (24-7)	2000-01

Games Played		
1.	40	2006-07
2.	39	2013-14
	39	2005-06
4.	37	2012-13
	37	2011-12
	37	2010-11
	37	1999-2000
	37	1993-94
9.	36	2016-17
	36	2015-16
	36	2008-09
	36	2007-08

Field Goals Made		
1.	1125	2006-07
2.	1104	1999-2000
3.	1081	1986-87
4.	1061	2005-06
5.	1029	2007-08
6.	1018	2008-09
7.	985	1993-94
8.	976	2011-12
9.	968	2010-11
10.	960	2012-13

Field Goals Made/Game		
1.	32.75	1974-75
2.	32.33	1971-72
3.	32.00	1976-77
4.	31.79	1986-87
5.	31.58	1975-76
6.	30.50	1972-73
	30.50	1963-64
8.	30.37	1968-69
9.	30.27	1973-74
10.	30.22	1978-79

Field Goals Attempted		
1.	2,299	1999-2000
2.	2,246	1986-87
3.	2,184	2015-16
4.	2,170	1993-94
5.	2,138	2006-07
6.	2,134	2008-09
7.	2,120	2005-06
8.	2,119	2016-17
9.	2,108	2007-08
10.	2,106	2011-12
Top Avg./Game: 78.43 (1955-56)		

Field Goal Percentage		
1.	.526*	2006-07
2.	.515	1976-77
3.	.513	1982-83
4.	.502	1988-89
5.	.501	1981-82
6.	.500	2005-06
7.	.498	1980-81
8.	.496	1983-84
9.	.488	2007-08
	.488	1974-75

3-Pointers Attempted		
1.	939*	2011-12
2.	887	2021-22
3.	872	2018-19
4.	832	2017-18
5.	809	2015-16
6.	802	2008-09
7.	794	2012-13
8.	776	2016-17
9.	762	1998-99
10.	749	2007-08
Top Avg./Game: 26.08 (2021-22)		

3-Pointers Made		
1.	357*	2011-12
2.	308	2017-18
3.	300	2012-13
4.	297	2006-07
5.	294	2008-09
6.	291	2018-19
7.	289	2005-06
	289	1998-99
9.	287	2002-03
10.	285	1997-98

3-Pointers Made/Game		
1.	9.83*	1997-98
2.	9.65*	2011-12
3.	9.32	1998-99
4.	9.06	2017-18
5.	8.70	2002-03
6.	8.47	1996-97
7.	8.26	2000-01
8.	8.17	2008-09
9.	8.11	2012-13
10.	8.08	2018-19

3-Point Percentage		
1.	.437	1986-87
2.	.409	2006-07
3.	.400	1997-98
4.	.395	1987-88
5.	.392	2005-06
6.	.391	1992-93
7.	.390	2004-05
	.390	2002-03
9.	.383	2000-01
10.	.380	2011-12

Free Throws Made		
1.	646	2006-07
2.	641	2005-06
3.	628	1999-2000
4.	620	2016-17
5.	611	1993-94
6.	592	1988-89
7.	582	2013-14
8.	562	1954-55
9.	559	2015-16
10.	555	2000-01

Free Throws Made/Game		
1.	25.55	1954-55
2.	24.55	1953-54
3.	22.42	1952-53
4.	22.29	1956-57
5.	20.50	1962-63
6.	20.45	1955-56
7.	20.40	1964-65
8.	19.73	1971-72
9.	19.63	1967-68
10.	18.88	1965-66

Free Throws Attempted		
1.	936	2006-07
2.	916	1988-89
3.	885	1999-2000
4.	871	2013-14
5.	867	1993-94
6.	864	2015-16
7.	862	2005-06
8.	851	2016-17
9.	804	1954-55
10.	788	1987-88
Top Avg/Game: 36.55 (1954-55)		

Free Throw Percentage		
1.	.765	1974-75
2.	.759	1962-63
3.	.755	1975-76
4.	.754	1973-74
5.	.753	2020-21
6.	.750	2003-04
7.	.744	2005-06
8.	.735	2021-22
9.	.729	2016-17
	.729	2000-01

Personal Fouls		
1.	750	1999-2000
2.	700	2015-16
3.	683	1993-94
4.	662	2016-17
5.	646	1986-87
6.	641	1974-75
7.	626	2006-07
8.	625	1997-98
9.	623	2005-06
10.	622	1975-76

Fouled Out		
1.	40	1975-76
2.	36	1951-52
3.	31	1989-90
4.	29	1980-81
	29	1971-72
	29	1967-68
7.	28	1976-77
	28	1974-75
9.	26	1954-55
10.	25	1997-98
	25	1953-54

Rebounds		
1.	1,504	2006-07
2.	1,478	1993-94
3.	1,452	1999-2000
4.	1,437	2015-16
5.	1,402	2005-06
6.	1,385	2013-14
7.	1,384	2010-11
8.	1,345	1968-69
9.	1,342	1965-66
10.	1,334	2016-17

Rebound Average		
1.	54.1	1955-56
2.	52.8	1967-68
3.	52.4	1963-64
4.	51.9	1958-59
5.	51.6	1965-66
6.	51.0	1966-67
7.	50.8	1957-58
8.	50.0	1960-61
9.	49.9	1959-60
10.	49.8	1968-69

Rebound Margin		
1.	+17.1	1966-67
2.	+13.3	1964-65
3.	+11.0	1965-66
4.	+10.5	1967-68
5.	+10.4	1963-64
6.	+10.1	1955-56
7.	+9.3	1968-69
8.	+8.5	2006-07
9.	+7.7	1951-52
10.	+7.0	1961-62



TEAM SINGLE-SEASON RECORDS

Assists

1.	688	1986-87
2.	650	2005-06
3.	633	1987-88
4.	629	2007-08
5.	614	2006-07
6.	611	1999-2000
7.	605	2008-09
8.	551	2011-12
9.	542	2002-03
10.	540	2012-13

Assists/Game

1.	20.24	1986-87
2.	18.09	1987-88
3.	17.50	1972-73
4.	17.47	2007-08
5.	17.35	2000-01
6.	16.85	1973-74
7.	16.81	2008-09
8.	16.74	2001-02
9.	16.70	2005-06
10.	16.51	1999-2000

Turnovers Forced/Game

1.	19.54	1999-2000
2.	19.22	1998-99
3.	19.17	1997-98
4.	18.35	2001-02
5.	17.81	1977-78
6.	17.42	1973-74
7.	17.35	1974-75
8.	17.17	1986-87
9.	17.10	1978-79
10.	16.86	1992-93

Turnovers/Game

1.	9.82	2017-18
2.	10.36	1985-86
3.	11.05	2013-14
4.	11.08	2011-12
5.	11.19	2012-13
6.	11.25	2015-16
7.	11.67	2018-19
8.	11.90	2019-20
9.	12.06	2008-09
10.	12.17	1987-88

Steals

1.	365	1999-2000
2.	311	1998-99
3.	307	2001-02
4.	305	1993-94
5.	297	2005-06
6.	294	2008-09
7.	284	2021-22
8.	278	1987-88
9.	274	2013-14
10.	273	1986-87

Steals/Game

1.	10.03	1998-99
2.	9.90	2001-02
3.	9.86	1999-2000
4.	9.31	1997-98
5.	8.96	1992-93
	8.96	1990-91
7.	8.74	2000-01
8.	8.35	2021-22
9.	8.32	1989-90
10.	8.24	1993-94

Blocked Shots

1.	207	2005-06
2.	192	2006-07
3.	171	2021-22
4.	168	1987-88
5.	164	2017-18
6.	153	2015-16
7.	146	2004-05
8.	145	1993-94
	145	1986-87
10.	141	2001-02
	141	1999-2000

Blocks/Game

1.	5.31	2005-06
2.	5.24	2020-21
3.	5.03	2021-22
4.	4.80	2006-07
	4.80	1987-88
6.	4.60	1992-93
7.	4.56	2004-05
8.	4.54	2001-02
9.	4.51	1997-98
10.	4.26	1986-87

Points

1.	3,193	2006-07
2.	3,102	1999-00
3.	3,052	2005-06
4.	2,864	1986-87
5.	2,808	2011-12
6.	2,791	2007-08
7.	2,777	1993-94
8.	2,774	2008-09
9.	2,727	2013-14
10.	2,677	2015-16

Points/Game

1.	84.2	1986-87
2.	83.8	1999-2000
3.	81.8	1974-75
4.	81.1	1976-77
5.	80.9	2000-01
6.	80.8	1975-76
7.	80.5	2001-02
8.	79.8	2006-07
9.	79.4	1971-72
10.	78.7	1967-68
	78.7	1955-56

Scoring Margin

1.	+17.2*	2006-07
2.	+17.0	2012-13
3.	+14.9	1999-00
4.	+14.7	2005-06
5.	+13.9	2001-02
6.	+13.8	2000-01
7.	+13.1	2004-05
8.	+12.3	1986-87
9.	+12.2	2013-14
10.	+11.4	2016-17

Dunks

(Unofficial Statistic)

1.	175	2005-06
2.	160	2015-16
	160	2006-07
4.	114	2009-10
5.	109	1999-00
6.	107	2010-11
7.	103	2007-08
8.	101	2021-22
	101	2016-17
10.	99	2001-02

*led NCAA



TOP GAMES SCORING & REBOUNDING

30-Point Games (110)

Points	Name	Opponent	Date	Site
54	Tony Miller	Chicago State	Feb. 29, 1972	Florida Gym
44	Dick Tomlinson	Tampa	Dec. 11, 1963	Florida Gym
41	Andy Owens	Mississippi St.	Feb. 21, 1970	Florida Gym
41	Joe Hobbs	Georgia	March 1, 1958	Florida Gym
40	Eugene McDowell	Biscayne	Dec. 21, 1982	O'Dome
40	Cliff Luyk	Tennessee	Feb. 5, 1962	Florida Gym
39	Tony Miller	Auburn	Jan. 8, 1972	Away
39	Andy Owens	Harvard	Dec. 23, 1969	Florida Gym
39	Andy Owens	Louisville	Dec. 20, 1969	Florida Gym
39	Neal Walk	LSU	Jan. 6, 1968	Florida Gym
38	Vernon Delancy	Alabama	Jan. 24, 1981	O'Dome
38	Tony Miller	South Florida	Dec. 4, 1971	Florida Gym
38	Neal Walk	LSU	Feb. 10, 1968	Away
37	Michael Frazier II	South Carolina	March 4, 2014	Away
37	Joakim Noah	Georgia	March 1, 2006	O'Dome
37	Vernon Delancy	Florida Southern	Dec. 18, 1980	Orlando, FL
37	Larry Brewster	Tennessee	March 4, 1978	Florida Gym
37	Chip Williams	Kentucky	Jan. 26, 1974	Florida Gym
37	Neal Walk	Jacksonville	Dec. 1, 1967	Florida Gym
36	Ronnie Williams	Purdue	Dec. 27, 1980	Jacksonville, FL
36	Tony Miller	LSU	Dec. 22, 1971	Florida Gym
36	Andy Owens	Alabama	March 7, 1970	Away
36	Andy Owens	Kentucky	Jan. 10, 1970	Florida Gym
36	Neal Walk	Alabama	Jan. 27, 1968	Florida Gym
36	Cliff Luyk	Georgia	March 3, 1962	Florida Gym
36	Bob Emrick	LSU	Jan. 10, 1955	Florida Gym
36	Lew Doss	Stetson	Dec. 11, 1954	Florida Gym
35	Jalen Hudson	Gonzaga	Nov. 24, 2017	Portland, OR
35	KeVaughn Allen	Wisconsin	March 24, 2017	New York, NY
35	Anthony Roberson	Vanderbilt	March 13, 2004	Georgia Dome
35	Neal Walk	Furman	Jan. 18, 1969	Florida Gym
35	Neal Walk	Vanderbilt	Feb. 3, 1968	Away
35	Andy Owens	Ole Miss	Jan. 8, 1968	Florida Gym
34	Egor Koulechov	Gardner-Webb	Nov. 13, 2017	O'Dome
34	Anthony Roberson	Auburn	Jan. 12, 2005	Away
34	Vernon Maxwell	Hawaii	Dec. 29, 1986	Away
34	Andy Owens	Auburn	Feb. 7, 1970	Away
34	Earl Findley	Ole Miss	Jan. 26, 1970	Away
34	Andy Owens	Auburn	Jan. 3, 1970	Florida Gym
34	Neal Walk	Georgia	March 1, 1969	Florida Gym
34	Neal Walk	LSU	Dec. 18, 1969	Away
34	Neal Walk	LSU	Feb. 12, 1968	Florida Gym
34	Tom Baxley	Miami	Nov. 30, 1962	Away
34	Bob Emrick	Wofford	Dec. 9, 1953	Away
33	Jalen Hudson	LSU	March 6, 2019	O'Dome
33	Nick Calathes	Kentucky	Feb. 10, 2009	Away
33	Matt Walsh	Miami	Dec. 21, 2002	Miami, FL
33	Greg Stolt	South Florida	Dec. 10, 1996	O'Dome
33	Vernon Maxwell	Ohio State	Dec. 20, 1986	Honolulu, HI
33	Andy Owens	LSU	Feb. 4, 1970	Florida Gym
33	Neal Walk	Georgia	Jan. 22, 1968	Florida Gym
33	Tom Baxley	Tulane	Jan. 7, 1963	Florida Gym
32	KeVaughn Allen	Florida State	Dec. 29, 2015	O'Dome
32	Nick Calathes	North Carolina St.	Jan. 3, 2009	O'Dome
32	Vernon Maxwell	Kentucky	Feb. 20, 1988	O'Dome
32	Andrew Moten	LSU	Dec. 16, 1986	O'Dome
32	Andrew Moten	Alabama	Feb. 26, 1986	O'Dome
32	Chip Williams	Ole Miss	Feb. 22, 1975	Away
32	Gene Shy	Auburn	Feb. 16, 1974	Florida Gym
32	Tony Miller	Georgia	Jan. 30, 1971	Florida Gym
32	Andy Owens	Mississippi St.	Jan. 24, 1970	Away
32	Neal Walk	St. Joseph's	Dec. 27, 1967	Jacksonville, FL
32	Greg Keller	Miami	Dec. 3, 1966	Away
32	Tom Barbee	Georgia	March 3, 1962	Florida Gym
32	Bobby Sherwood	Mississippi St.	Feb. 14, 1959	Away
32	Joe Hobbs	Muhlenberg	Dec. 17, 1956	Charlotte, NC

Points	Name	Opponent	Date	Site
32	Harry Hamilton	Florida Southern	Feb. 3, 1951	Away
31	KeVaughn Allen	Texas A&M	Jan. 22, 2019	O'Dome
31	Erving Walker	Arkansas	Feb. 18, 2012	Away
31	Matt Bonner	South Florida	Dec. 8, 2001	Away
31	Kenyan Weaks	Auburn	March 5, 1998	Atlanta, GA
31	Jason Williams	Texas	Dec. 9, 1997	Away
31	Andrew Moten	Mississippi St.	March 1, 1986	O'Dome
31	Ronnie Williams	Georgia	Feb. 3, 1982	Away
31	Reggie Hannah	Hofstra	Dec. 13, 1977	Jacksonville, FL
31	Chip Williams	Georgia	Feb. 11, 1974	Away
31	Chip Williams	Alabama	Jan. 28, 1974	Away
31	Tony Miller	Georgia Tech	Feb. 5, 1973	Away
31	Chip Williams	Georgia	Feb. 3, 1973	Away
31	Tony Miller	Rutgers	Dec. 26, 1972	Jacksonville, FL
31	Tony Miller	Georgia	March 4, 1972	Away
31	Tony Miller	Mississippi St.	Feb. 26, 1972	Florida Gym
31	Tony Miller	Illinois	Dec. 29, 1971	Jacksonville, FL
31	Neal Walk	Miami	Dec. 7, 1968	Away
31	Neal Walk	West Virginia	Dec. 9, 1967	Away
31	Joe Hobbs	Vanderbilt	Feb. 25, 1956	Florida Gym
31	Rick Casares	Tulane	Jan. 16, 1953	Florida Gym
30	Tre Mann	Tennessee	March 12, 2021	Nashville, TN
30	Canyon Barry	Auburn	Feb. 14, 2017	Away
30	Anthony Roberson	Vanderbilt	Jan. 15, 2005	Away
30	Dametri Hill	Tennessee	March 2, 1996	Away
30	Dan Cross	Kentucky	Feb. 18, 1995	Away
30	Vernon Maxwell	Auburn	Feb. 9, 1987	O'Dome
30	Vernon Maxwell	Vanderbilt	Jan. 24, 1987	O'Dome
30	Vernon Maxwell	Tennessee	Jan. 17, 1987	O'Dome
30	Eugene McDowell	Alabama	Jan. 26, 1985	O'Dome
30	Andrew Moten	Auburn	Jan. 5, 1985	Away
30	Ronnie Williams	Jacksonville	Dec. 5, 1981	Jacksonville, FL
30	Bob Smyth	LSU	Jan. 31, 1977	Away
30	Gene Shy	Kentucky	Feb. 25, 1974	Away
30	Chip Williams	Valdosta State	Dec. 1, 1972	Florida Gym
30	Andy Owens	Kentucky	Feb. 14, 1970	Away
30	Andy Owens	LSU	Feb. 11, 1970	Away
30	Neal Walk	Ole Miss	Jan. 27, 1969	Florida Gym
30	Neal Walk	Florida State	Dec. 7, 1967	Away
30	Andy Owens	Kentucky	Dec. 4, 1967	Away
30	Greg Keller	Miami	Dec. 4, 1965	Away
30	Lou Merchant	Florida State	Feb. 22, 1961	Florida Gym
30	Bob Shiver	Alabama	Jan. 11, 1960	Florida Gym
30	Bob Emrick	LSU	Jan. 9, 1956	Away

Most 40-Point Games Career/Season: 1, six players; most recent, Eugene McDowell, 40 points vs. Biscayne, Dec. 21, 1982 at the O'Dome

Most 30-Point Games Career: 15, Neal Walk

Most 30-Point Games Season: 11, Andy Owens, 1969-70

Most Consecutive 30-Point Games: 2, four times, last by Anthony Roberson (34 at Auburn, Jan. 12, 2005 and 30 at Vanderbilt, Jan. 15, 2005)

Last Time Two Players With 30 Points in the Same Game: March 3, 1962 vs. Georgia (Cliff Luyk 36, Tom Barbee 32)

Double Figure Scoring Games Career: 112, Kenny Boynton, 2010-13

Double Figure Scoring Games Season: 33, Vernon Maxwell, 1985-86; Dan Cross 1993-94; Craig Brown 1993-94

Consecutive Double Figure Scoring Games Career: 53, Neal Walk, 1967-69; 52, Ronnie Williams, 1981-83

TOP GAMES SCORING & REBOUNDING

20-Rebound Games (23)

#	Name	Opponent	Date
31	Neal Walk	Alabama	Jan. 27, 1968
31	Jim Zinn	Ole Miss	Feb. 18, 1957
30	Jim Zinn	Wofford	Dec. 5, 1955
30	Lew Doss	Mississippi State	Feb. 19, 1955
29	Neal Walk	at Kentucky	Dec. 4, 1967
27	Neal Walk	at Florida State	Dec. 7, 1967
26	Cliff Luyk	Kentucky	Feb. 2, 1962
25	Neal Walk	Georgia	March 1, 1969
24	Neal Walk	Ole Miss	Jan. 27, 1969
24	Cliff Luyk	vs. Jacksonville	Dec. 28, 1960
23	Cliff Luyk	Georgia	Feb. 27, 1960
22	Chip Williams	LSU	Feb. 8, 1975
22	Neal Walk	vs. Virginia Tech	Dec. 29, 1966
22	Richard Peek	Miami	Jan. 9, 1964
21	Eugene McDowell	Georgia	Jan. 6, 1982
21	Neal Walk	Vanderbilt	Jan. 6, 1969
21	Gary Keller	Miami	Jan. 12, 1966
21	Jeff Ramsey	Kentucky	Jan. 8, 1966
20	Andrew DeClercq	Kentucky	Jan. 18, 1994
20	Chip Williams	Kentucky	Feb. 17, 1973
20	Chip Williams	at Georgia	Feb. 3, 1973
20	Chip Williams	Ole Miss	Jan. 29, 1973
20	Gary Keller	Tennessee	Feb. 21, 1966

Triple-Doubles since 1996-97 season (4)

Name	Opponent	Date	P	R	A
Chris Chiozza	Missouri	Feb. 2, 2017	12	12	10
Nick Calathes	Georgia	Jan. 28, 2009	20	13	10
Nick Calathes	Creighton	March 21, 2008	11	13	11
Corey Brewer	Jacksonville	Dec. 18, 2005	15	10	13

30-Point Games by Player

(44 Players)	
Neal Walk	15
Andy Owens	13
Tony Miller	10
Vernon Maxwell	6
Chip Williams	6
Andrew Moten	4
KeVaughn Allen	3
Bob Emrick	3
Joe Hobbs	3
Anthony Roberson	3
Ronnie Williams	3
Tom Baxley	2
Nick Calathes	2
Vernon Delancy	2
Jalen Hudson	2
Greg Keller	2
Cliff Luyk	2
Eugene McDowell	2
Gene Shy	2
Tom Barbee	1
Canyon Barry	1
Larry Brewster	1
Matt Bonner	1
Rick Casares	1
Dan Cross	1
Lew Doss	1
Earl Findley	1
Michael Frazier II	1
Harry Hamilton	1
Reggie Hannah	1
Dametri Hill	1
Egor Koulechov	1
Tre Mann	1
Lou Merchant	1
Joakim Noah	1
Bobby Sherwood	1
Bob Shiver	1
Bob Smyth	1
Greg Stolt	1
Dick Tomlinson	1
Erving Walker	1
Matt Walsh	1
Kenyan Weaks	1
Jason Williams	1

Most Points in a Game by Class

SENIOR	
41 — Joe Hobbs vs. Georgia, March 1, 1958	
41 — Andy Owens vs. Mississippi State, Feb. 21, 1970	
40 — Cliff Luyk vs. Tennessee, Feb. 5, 1962	
39 — Andy Owens vs. Harvard, Dec. 23, 1969	
39 — Andy Owens vs. Louisville, Dec. 20, 1969	
JUNIOR	
54 — Tony Miller vs. Chicago State, Feb. 29, 1972	
44 — Dick Tomlinson vs. Tampa, Dec. 11, 1963	
39 — Neal Walk vs. LSU, Jan. 6, 1968	
39 — Tony Miller vs. Auburn, Feb. 12, 1972	
38 — Tony Miller vs. South Florida, Dec. 4, 1971	
38 — Neal Walk vs. LSU, Feb. 10, 1968	
SOPHOMORE	
40 — Eugene McDowell vs. Biscayne, Dec. 28, 1982	
37 — Michael Frazier II at South Carolina, March 4, 2014	
37 — Joakim Noah vs. Georgia, March 1, 2006	
36 — Bob Emrick vs. LSU, Jan. 10, 1955	
36 — Lew Doss vs. Stetson, Dec. 11, 1954	
FRESHMAN	
38 — Vernon Delancy vs. Alabama, Jan. 24, 1981	
37 — Vernon Delancy vs. Florida Southern, Dec. 18, 1980	
36 — Ronnie Williams vs. Purdue, Dec. 27, 1980	
33 — Matt Walsh vs. Miami, Dec. 21, 2002	
32 — KeVaughn Allen vs. Florida State, Dec. 29, 2015	

20-Rebound Games by Player

(23 By 10 Players)	
Neal Walk	7
Chip Williams	4
Cliff Luyk	3
Gary Keller	2
Jim Zinn	2
Andrew DeClercq	1
Lew Doss	1
Eugene McDowell	1
Richard Peek	1
Jeff Ramsey	1

Most Rebounds in a Game by Class

SENIOR	
26 — Cliff Luyk vs. Kentucky, Feb. 2, 1962	
25 — Neal Walk vs. Georgia, March 1, 1969	
24 — Neal Walk vs. Ole Miss, Jan. 27, 1969	
22 — Chip Williams vs. LSU, Feb. 8, 1975	
21 — Neal Walk vs. Vanderbilt, Jan. 1, 1969	
JUNIOR	
31 — Neal Walk vs. Alabama, Jan. 27, 1968	
31 — Jim Zinn vs. Ole Miss, Feb. 18, 1957	
29 — Neal Walk vs. Kentucky, Dec. 4, 1967	
27 — Neal Walk vs. Florida State, Dec. 7, 1967	
24 — Cliff Luyk vs. Jacksonville, Dec. 28, 1960	
SOPHOMORE	
30 — Jim Zinn vs. Wofford, Dec. 5, 1955	
30 — Lew Doss vs. Mississippi State, Feb. 19, 1955	
23 — Cliff Luyk vs. Georgia, Feb. 27, 1960	
22 — Neal Walk vs. Virginia Tech, Dec. 29, 1966	
22 — Richard Peek vs. Miami, Jan. 9, 1964	
FRESHMAN	
21 — Eugene McDowell vs. Georgia, Jan. 6, 1982	
18 — Al Horford vs. Alabama, Feb. 5, 2005	
17 — Ronnie Williams vs. Florida State, Jan. 26, 1981	
17 — Malcolm Cesare vs. Missouri Western, Dec. 16, 1975	
16 — Reggie Hannah vs. Hofstra, Dec. 13, 1977	
16 — Gene Shy vs. Tennessee, Feb. 19, 1973	



LARGEST WINS

Overall

75 pts	12/10/00	Florida A&M	125-50
67 pts	12/30/75	Roosevelt	121-54
63 pts	12/9/74	NW Missouri State	114-51
61 pts	11/21/07	Prairie View A&M	94-33
59 pts	11/29/99	New Hampshire	131-72
58 pts	11/27/00	Florida A&M	100-42
58 pts	12/20/98	Long Island	119-61
56 pts	11/28/07	Southern	83-27
54 pts	11/14/07	North Carolina Central	105-51
54 pts	12/18/01	High Point	103-49
54 pts	12/20/84	St. Thomas	120-66
53 pts	12/13/44	Cedar Key AAF	77-24
52 pts	12/30/01	Belmont	107-55
52 pts	11/28/01	New Hampshire	108-56
52 pts	12/4/99	Florida A&M	96-44
52 pts	1/4/32	Waycross	66-14

O'Connell Center

75 pts	12/10/00	Florida A&M	125-50
61 pts	11/21/07	Prairie View A&M	94-33
59 pts	11/29/99	New Hampshire	131-72
58 pts	11/27/00	Florida A&M	100-42
58 pts	12/20/98	Long Island	119-61
56 pts	11/28/07	Southern	83-27
54 pts	11/14/07	North Carolina Central	105-51
54 pts	12/18/01	High Point	103-49
52 pts	12/30/01	Belmont	107-55
52 pts	12/4/99	Florida A&M	96-44
51 pts	11/20/07	North Florida	102-51
51 pts	1/17/06	Savannah State	113-62
51 pts	11/28/84	Central Florida	106-55
50 pts	11/16/15	North Carolina A&T	104-54
50 pts	11/18/11	North Carolina A&T	105-55

Home

75 pts	12/10/00	Florida A&M	125-50
67 pts	12/30/75	Roosevelt	121-54
63 pts	12/9/74	NW Missouri State	114-51
61 pts	11/21/07	Prairie View A&M	94-33
59 pts	11/29/99	New Hampshire	131-72
58 pts	11/27/00	Florida A&M	100-42
58 pts	12/20/98	Long Island	119-61
56 pts	11/28/07	Southern	83-27
54 pts	11/14/07	North Carolina Central	105-51
54 pts	12/18/01	High Point	103-49
53 pts	12/13/44	Cedar Key AAF	77-24
52 pts	12/30/01	Belmont	107-55
52 pts	12/4/99	Florida A&M	96-44
51 pts	11/20/07	North Florida	102-51
51 pts	1/17/06	Savannah State	113-62
51 pts	11/24/84	Central Florida	106-55
51 pts	2/29/72	Chicago State	120-69
51 pts	1/8/43	O.C.S.	63-12

Away

54 pts	12/20/84	St. Thomas	120-66
52 pts	11/28/01	New Hampshire	108-56
52 pts	1/4/32	Waycross	66-14
49 pts	12/7/68	Miami	111-62
48 pts	1/6/40	Southern	77-29
46 pts	1/12/43	305th Fighter Squadron	70-24
40 pts	12/4/86	SMU (Pensacola)	110-70
40 pts	12/28/71	Columbia (Gator Bowl)	87-47
38 pts	2/11/43	197th Field Artillery	66-28
36 pts	1/6/39	Southern	62-26
35 pts	1/25/17	LSU	106-71
35 pts	1/26/13	Mississippi State	82-47
35 pts	1/29/66	Ole Miss	96-61
35 pts	1/15/26	Rollins	48-13

LARGEST LOSSES

Overall

56 pts	3/4/48	Kentucky	31-87
54 pts	1/21/81	Kentucky	48-102
53 pts	1923-24	Albany YMCA	13-66
48 pts	12/14/50	Kentucky	37-85
47 pts	1/30/63	West Virginia	67-114
47 pts	1/12/52	Kentucky	52-99
46 pts	1919-20	Macon YMCA	18-64
45 pts	1922-23	North Carolina	14-59
44 pts	2/14/70	Kentucky	66-110
43 pts	1/11/79	Tennessee	73-116
43 pts	1/31/59	Kentucky	51-94

O'Connell Center

31 pts	2/24/96	Kentucky	63-94
26 pts	1/3/81	LSU	66-92
25 pts	2/18/98	Kentucky	54-79
25 pts	2/21/90	Mississippi State	54-79
24 pts	12/9/95	Wake Forest	53-77
23 pts	2/4/81	Georgia	64-87
20 pts	2/15/92	LSU	50-70
20 pts	2/3/90	Mississippi	63-83
18 pts	1/9/21	Kentucky	58-76
18 pts	2/3/18	Alabama	50-68
18 pts	1/20/15	LSU	61-79
18 pts	11/16/10	Ohio State	75-93

Home

47 pts	11/12/52	Kentucky	52-99
42 pts	2/8/54	Kentucky	55-97
38 pts	1/27/45	Jacksonville NAS	26-64
37 pts	2/14/59	Mississippi State	68-105
32 pts	2/4/28	Davis-Elkins	25-57
31 pts	2/24/96	Kentucky	63-94
28 pts	12/18/34	Duke	27-55
26 pts	1/3/81	LSU	66-92
26 pts	2/5/46	Green Cove Springs	39-65
25 pts	2/21/90	Mississippi State	54-79
25 pts	1/12/63	Auburn	56-81
25 pts	2/1/29	North Carolina State	19-44
25 pts	1/3/28	Olson's Swedes	28-53

Away

56 pts	3/4/48	Kentucky	31-87
54 pts	1/21/81	Kentucky	48-102
53 pts	1923-24	Albany YMCA	13-66
48 pts	12/14/50	Kentucky	37-85
46 pts	1919-20	Macon YMCA	18-64
45 pts	1922-23	North Carolina	14-59
44 pts	2/14/70	Kentucky	66-110
43 pts	1/11/79	Tennessee	73-116
43 pts	1/31/59	Kentucky	51-94
40 pts	2/9/21	VMI	20-60

SEC STAT CHAMPIONS & STREAKS

NCAA Stat Champions

1967	Rebounding (1,275 in 25 games)
1998	3-Pt. FGs Per Game (9.83, 285 in 29 games)
2007	Scoring Margin (+17.2)
2007	FG Pct. (.526)
2012	3-Pt. FGs Per Game (9.65, 357 in 37 games)
2014	Wins (36)

SEC Stat Champions

1965	FG Pct.	.475
1966	Rebounding	51.6
1967	Rebounding	51.0*
1968	Rebounding	52.8
1969	FG Pct. Defense	.404
1969	Rebounding Margin	+9.8
1986	Turnover Margin	+4.2
1987	Scoring Offense	84.2
1987	3-Point FGs Per Game	5.8
1987	Turnover Margin	+4.8
1988	FG Pct. Defense	.431
1988	Blocks	4.6
1989	FG Pct.	.503
1989	FG Pct. Defense	.442
1989	FG Pct. Differential	+6.1%
1992	Scoring Defense	66.3
1993	Scoring Defense	69.8
1994	Scoring Defense	67.9
1994	Rebounding Defense	33.7
1994	Rebound Margin	+6.3
1995	Rebounding Defense	32.5
1995	Rebound Margin	+6.4
1997	3-Pt. FG Pct.	.374
1998	3-Pt. FG Per Game	9.83*
1998	3-Pt. FG Pct.	.400
1999	3-Pt. FG Pct.	.379
1999	3-Pt. FG Per Game	9.32
1999	Steals Per Game	10.03
2000	Scoring Offense	83.8
2000	Scoring Margin	+15.0
2000	Assists	16.51
2001	Scoring Offense	80.9
2001	Scoring Margin	+13.8
2001	3-Pt FG Pct.	.383
2001	FT Pct.	.729
2001	Assists	17.35
2001	Assist/Turnover Ratio	1.19
2001	Defensive Rebounds	26.65
2002	Scoring Offense	80.5
2002	Scoring Margin	+13.9
2002	Assists	16.74
2002	Assist/Turnover Ratio	1.12
2003	3-Pt. Pct.	.390
2003	3-Pt. FG Per Game	8.70
2004	FG Pct.	.482
2004	FT Pct.	.750
2004	3-Pt FG Per Game	8.0
2005	Points Per Game	76.2
2005	Scoring Margin	+13.1
2006	Scoring Margin	+14.7
2006	FG Pct.	.500
2006	3-Pt FG Pct.	.392
2006	FT Pct.	.744
2006	FG Pct. Allowed	.399
2006	3-Pt FG Pct. Allowed	.318
2007	FG Pct.	.526*
2007	3-Pt. FG Pct.	.409
2007	3-Pt. FG Pct. Allowed	.285
2007	Scoring Defense	62.6
2007	Scoring Margin	+17.2*
2007	Rebounding Defense	29.1
2007	Rebounding Margin	+8.5

2008	FG Pct.	.488
2008	Assist/Turnover Ratio	1.39
2008	Rebounding Defense	31.8
2009	Scoring Margin	+9.6
2009	Assists	16.81
2009	Assist/Turnover Ratio	1.39
2010	Assist/Turnover Ratio	1.13
2010	Turnovers Per Game	1.12
2011	FG Pct.	.465
2011	3-Pt. FG Pct. Defense	.311
2011	Rebounding Defense	31.9
2011	Rebounding Margin	+5.5
2011	Defensive Rebound Pct.	.701
2012	3-Pt. FGs Per Game	9.65*
2012	Assist/Turnover Ratio	1.34
2012	Assists	14.89
2013	Scoring Margin	+17.0
2013	Scoring Defense	54.4
2013	FG Pct. Defense	.382
2013	FG Pct.	.478
2013	Rebounding Defense	30.2
2013	3-Pt. FG Per Game	8.11
2013	Assist/Turnover Ratio	1.30
2013	3-Pt. FG Pct.	.378
2013	Defensive Rebounding Pct.	.716
2014	Scoring Defense	57.8
2014	Scoring Margin	+12.2
2014	FG Pct.	.460
2017	3FG Allowed	5.5
2018	Turnover Margin	+4.0
2018	Assist-to-Turnover Margin	1.3
2019	Scoring Defense	63.6
2019	3-Pt. FG Pct. Defense	.316
2021	FT Pct.	.753
2021	FG Pct.	.471
2021	3-Pt. FG Pct.	.356
*Led NCAA		

Florida Basketball Streaks

Longest winning: 30 (12/10/2013 to 3/29/2014)
Longest home winning: 33 (11/11/2012 to 11/14/2014)
Longest losing: 14 (12/22/1981 to 2/3/1982; 1/17/1990 to 2/24/1990)
Longest home losing: 5 (3x, most recent 1/17/1990 to 2/21/1990)
Longest road winning: 9 (1/11/2014 to 3/14/2014)
Longest road losing: 17 (2/7/1979 to 12/6/1980)
Longest SEC winning: 21 (1/8/2014 to 1/15/2015)
Longest SEC losing: 12 (1/17/1990 to 2/24/1990)
Longest home SEC winning: 20 (1/9/2013 to 1/15/2015)
Longest home SEC losing: 7 (1/22/1979 to 2/24/1979)
Longest road SEC winning: 10 (1/11/2014 to 1/7/2015)
Longest road SEC losing: 22 (2/14/1981 to 1/2/1984)
Longest non-conference winning: 40 (11/16/1998 to 12/6/2003)
Wins to open a season: 17 (2005-06)
Wins to open SEC schedule: 18 (2014; undefeated)
Losses to open a season: 6 (1927-28; 1928-29; 1942-43)
Losses to open SEC schedule: 6 (entire SEC schedule) 1942-43
Most consecutive winning seasons: 16 (1999-2014)
Most consecutive losing seasons: 7 (1923-29)
Most consecutive SEC winning seasons: 16 (1999-2014)
Most consecutive SEC losing seasons: 7 (1954-60)
Most consecutive NCAA Tournament appearances: 9 (1999-2007)
Most consecutive wins vs. opponent: 17 vs. Rollins (1922-present)
Most consecutive wins vs. SEC opponent: 14 vs. Tennessee (1991-98)

Longest Winning Streaks

Overall	First Win	Last Win
30	Dec. 20, 2013	March 29, 2014
17	Dec. 6, 2006	Feb. 14, 2007
17	March 1, 2006	Nov. 24, 2006
17	Nov. 9, 2005	Jan. 18, 2006
15	March 4, 2007	Nov. 20, 2007
14	Dec. 16, 2002	Feb. 1, 2003
14	Nov. 16, 2001	Jan. 16, 2002
10	Dec. 29, 2012	Feb. 2, 2013
10	Dec. 10, 2008	Jan. 17, 2009
10	Dec. 5, 1951	Jan. 5, 1952

Home	First Win	Last Win
33	Nov. 11, 2012	Nov. 14, 2014
24	March 1, 2006	Nov. 20, 2007
20	Jan. 25, 2005	Feb. 4, 2006
19	Jan. 22, 2011	Feb. 4, 2012
19	Feb. 2, 2002	Feb. 25, 2003
18	Jan. 22, 1986	Feb. 4, 1987
17	March 19, 2008	Feb. 21, 2009
16	Feb. 4, 1967	Jan. 4, 1969
15	Jan. 27, 2001	Jan. 16, 2002
15	Nov. 26, 1993	Dec. 10, 1994

Road	First Win	Last Win
9	Jan. 11, 2014	March 4, 2014
7	Feb. 13, 2001	Jan. 12, 2002
7	Dec. 18, 1940	Feb. 3, 1941
6	Dec. 4, 1993	Jan. 15, 1994
5*	Jan. 6, 2013	Jan. 26, 2013
*Occured eight times. Most recent listed.		

SEC	First Win	Last Win
21	Jan. 8, 2014	Jan. 15, 2015
13	March 1, 2006	Feb. 14, 2007
11	Feb. 10, 2001	Jan. 16, 2002
11	Jan. 21, 1989	March 1, 1989
8	Jan. 25, 2017	Feb. 21, 2017
8	Jan. 9, 2013	Feb. 2, 2013
7	Jan. 10, 2012	Feb. 4, 2012
7	Feb. 23, 2005	Jan. 14, 2006
7	Jan. 7, 2003	Feb. 1, 2003
6	Feb. 1, 2011	Feb. 24, 2011
6	Jan. 9, 1988	Jan. 27, 1988
6	Jan. 20, 1968	Feb. 5, 1968
6	Feb. 4, 1967	March 4, 1967

SEC Home	First Win	Last Win
20	Jan. 9, 2013	Jan. 15, 2015
13	March 1, 2006	Feb. 9, 2008
13	Feb. 4, 1967	Jan. 4, 1969
12	Jan. 22, 1986	Feb. 4, 1987
11	Jan. 22, 2011	Feb. 4, 2012
11	Feb. 2, 2002	Feb. 25, 2003
10	Jan. 25, 2005	Feb. 4, 2006
9	Jan. 5, 1994	Jan. 7, 1995
9	Jan. 21, 1989	Jan. 13, 1990
8	Jan. 7, 1961	Jan. 15, 1962

SEC Road	First Win	Last Win
10	Jan. 11, 2014	Jan. 7, 2015
6	March 5, 2006	Feb. 10, 2007
4	Jan. 25, 2017	Feb. 18, 2017
4	Jan. 12, 2013	Jan. 26, 2013
4	Jan. 8, 2000	Feb. 5, 2000
4	Jan. 25, 1989	March 1, 1989
4	Feb. 27, 1965	Jan. 29, 1966
4	Dec. 18, 1940	Jan. 11, 1941



YEAR-BY-YEAR LEADERS

Scoring

(Min. 75 Pct. Games Played)

SEASON	PLAYER	G	FGM-FGA	PCT	FTM-FTA	PCT	3PT FG	PCT	REB	AVG	TP	AVG
1947-48	Hans Tanzler, G	25	135		60						330	13.2
1948-49	Harry Hamilton, F	26	132		63						327	12.6
1949-50	Julian Miller, G	22	111-337	.329	94-124	.758					316	14.4
1950-51	Harry Hamilton, F	22	158-425	.372	49-75	.653			128	5.8	365	16.6
1951-52	Rick Casares, G	23	122-315	.387	100-167	.599			261	11.3	344	15.0
1952-53	Rick Casares, G	17	90-263	.342	84-140	.600			196	11.5	264	15.5
1953-54	Bob Emrick, F-C	22	140-332	.422	80-104	.769			201	9.1	360	16.4
1954-55	Bob Emrick, F-C	22	130-370	.351	132-185	.714			232	10.5	392	17.8
1955-56	Bob Emrick, F-C	23	126-325	.388	158-203	.778			239	10.4	410	17.8
1956-57	Joe Hobbs, G	24	182-445	.409	89-104	.856			74	3.1	453	18.9
1957-58	Joe Hobbs, G	21	202-467	.433	98-114	.860			87	4.1	502	23.9
1958-59	Bobby Sherwood, C	23	124-275	.451	64-103	.621			218	9.5	312	13.6
1959-60	Bob Shiver, G	22	152-344	.442	80-98	.816			120	5.5	384	17.5
1960-61	Lou Merchant, G	26	200-441	.454	59-79	.747			96	3.7	459	17.7
1961-62	Cliff Luyk, F	23	184-373	.493	127-206	.617			352	15.3	490	21.3
1962-63	Tom Baxley, G	25	145-329	.441	117-149	.785			50	2.0	407	16.3
1963-64	Brooks Henderson, G	22	147-309	.476	87-103	.845			163	7.4	381	17.3
1964-65	Brooks Henderson, G	25	105-222	.473	140-171	.819			112	4.5	350	14.0
1965-66	Gary Keller, C	26	152-322	.472	110-197	.558			326	12.5	414	15.9
1966-67	Gary Keller, C	25	143-313	.457	92-143	.643			282	11.3	378	15.1
1967-68	Neal Walk, C	25	239-507	.471	185-244	.758			494	19.8	663	26.5
1968-69	Neal Walk, C	27	224-465	.482	201-278	.723			481	17.8	649	24.0
1969-70	Andy Owens, F	25	257-526	.489	162-201	.806			228	9.1	676	27.0
1970-71	Tony Miller, G	26	155-354	.438	117-153	.765			68	2.6	427	16.4
1971-72	Tony Miller, G	19	195-432	.451	117-158	.741			85	4.5	507	26.7
1972-73	Tony Miller, G	26	181-426	.425	86-115	.748			77	3.0	448	17.2
1973-74	Chip Williams, C	23	199-357	.557	75-96	.781			255	11.1	473	20.6
1974-75	Gene Shy, F	28	192-402	.478	58-74	.784			205	7.3	442	15.8
1975-76	Gene Shy, F	26	157-368	.427	103-122	.844			140	5.4	417	16.0
1976-77	Bob Smyth, C-F	26	115-279	.591	63-104	.606			237	9.1	393	15.1
1977-78	Reggie Hannah, C-F	22	109-191	.571	81-122	.664			203	9.2	299	13.6
1978-79	Malcolm Cesare, F	27	185-338	.547	85-112	.759			187	6.9	455	16.9
1979-80	Reggie Hannah, C	27	161-298	.540	136-193	.705			241	8.9	458	17.0
1980-81	Ronnie Williams, F	28	216-374	.578	114-187	.610			253	9.0	546	19.5
1981-82	Ronnie Williams, F	27	218-365	.597	139-191	.728			222	8.2	575	21.3
1982-83	Ronnie Williams, F	28	184-317	.580	154-213	.723			245	8.8	522	18.6
1983-84	Ronnie Williams, F	27	154-263	.586	139-194	.716			234	8.7	447	16.6
1984-85	Andrew Moten, G	30	185-409	.452	129-169	.763			123	4.1	499	16.6
1985-86	Vernon Maxwell, G	33	262-566	.463	124-177	.701			147	4.5	648	19.6
1986-87	Andrew Moten, G	33	182-408	.446	103-144	.715	61-137	.445	109	3.3	528	16.0
1987-88	Dwayne Schintzius, C	35	224-456	.491	54-74	.730	1-5	.200	228	6.5	503	14.4
1988-89	Dwayne Schintzius, C	30	220-422	.521	99-140	.707	2-6	.333	290	9.7	541	18.0
1989-90	Dwayne Davis, C-F	28	139-229	.607	66-112	.589	0-0	.000	239	8.5	344	12.3
1990-91	Dwayne Davis, C	28	166-268	.619	91-152	.599	0-0	.000	208	7.4	423	15.1
1991-92	Stacey Poole, F	33	254-537	.473	81-120	.675	0-3	.000	240	7.3	589	17.8
1992-93	Stacey Poole, F	27	192-432	.444	60-94	.638	0-0	.000	173	6.4	444	16.4
1993-94	Dan Cross, G	37	179-371	.482	168-203	.828	55-124	.444	144	3.9	581	15.7
1994-95	Dan Cross, G	30	168-421	.399	150-178	.843	53-141	.376	107	3.6	539	18.0
1995-96	Damettri Hill, F-C	28	184-376	.489	110-164	.671	14-44	.318	218	7.8	492	17.6
1996-97	Greg Stolt, F	30	126-289	.436	100-118	.847	64-155	.413	183	6.1	416	13.9
1997-98	Kenyan Weaks, G	26	122-238	.513	26-33	.788	61-120	.508	124	4.8	331	12.7
1998-99	Mike Miller, F	28	115-233	.494	80-114	.702	31-87	.356	146	5.2	341	12.2
1999-00	Mike Miller, F	37	175-368	.476	124-170	.729	47-139	.338	243	6.6	521	14.1
2000-01	Udonis Haslem, C	31	188-315	.597	146-206	.709	0-0	.000	232	7.5	522	16.8
2001-02	Udonis Haslem, C	31	159-283	.562	177-255	.694	0-1	.000	256	8.3	495	16.0
2002-03	Matt Bonner, F	33	182-357	.510	74-101	.733	63-133	.474	201	6.1	501	15.2
2003-04	Anthony Roberson, G	30	180-390	.462	79-92	.859	99-233	.425	89	3.0	538	17.9
2004-05	Anthony Roberson, G	32	193-423	.456	81-90	.900	94-242	.388	65	2.0	561	17.5
2005-06	Joakim Noah, F/C	39	202-322	.627	148-202	.733	0-1	.000	278	7.1	552	14.2
2006-07	Taurean Green, G	40	154-347	.444	141-166	.849	82-203	.404	96	2.4	531	13.3
2007-08	Nick Calathes, G	36	175-411	.426	144-199	.724	58-158	.367	187	5.2	552	15.3
2008-09	Nick Calathes, G	36	205-425	.482	135-191	.707	73-187	.390	192	5.3	618	17.2
2009-10	Kenny Boynton, G	34	165-439	.376	74-99	.747	72-245	.294	87	2.6	476	14.0
2010-11	Erving Walker, G	37	153-372	.411	154-198	.778	79-205	.385	109	2.9	539	14.6
2011-12	Kenny Boynton, G	37	187-425	.440	104-138	.754	110-270	.407	97	2.6	588	15.9
2012-13	Mike Rosario, G	36	160-357	.448	69-83	.831	61-166	.367	92	2.6	450	12.5
2013-14	Casey Prather, F	37	190-315	.603	129-190	.679	2-5	.400	184	5.0	511	13.8
2014-15	Dorian Finney-Smith, F	28	137-290	.426	44-75	.587	49-115	.426	174	6.2	367	13.1
2015-16	Dorian Finney-Smith, F	36	169-387	.437	121-165	.733	71-193	.368	300	8.3	530	14.7
2016-17	KeVaughn Allen, G	36	168-384	.438	91-103	.883	78-211	.370	86	2.4	505	14.0
2017-18	Jalen Hudson, G	34	179-393	.455	92-139	.662	78-193	.404	132	3.9	528	15.5
2018-19	KeVaughn Allen, G	36	135-347	.389	94-106	.887	62-190	.326	100	2.8	426	11.8
2019-20	Keyontae Johnson, F	31	166-305	.544	73-95	.768	30-79	.380	221	7.1	435	14.0

YEAR-BY-YEAR LEADERS

SEASON	PLAYER	G	FGM-FGA	PCT	FTM-FTA	PCT	3PT FG	PCT	REB	AVG	TP	AVG
2021-21	Tre Mann, G	24	133-290	.459	74-89	.831	45-112	.402	135	5.6	385	16.0
2021-22	Colin Castleton, F	28	172-315	.546	109-155	.703	0-9	.000	253	9.0	453	16.2

Rebounding

(Min. 75 Pct. Games Played)

SEASON	PLAYER	G	REB	AVG
1957-58	Jim Zinn, F	21	328	15.6
1958-59	Bob Sherwood, F	23	218	9.5
1959-60	Bob Sherwood, F	22	231	10.5
1960-61	Cliff Luyk, F	25	328	13.1
1961-62	Cliff Luyk, F	23	352	15.3
1962-63	Dick Tomlinson, F	25	176	7.0
1963-64	Mont Highley, C	22	236	10.7
1964-65	Gary Keller, C	25	247	9.9
1965-66	Gary Keller, C	26	326	12.5
1966-67	Gary Keller, C	25	282	11.3
1967-68	Neal Walk, C	25	494	19.8
1968-69	Neal Walk, C	27	481	17.8
1969-70	Andy Owens, F	25	228	9.1
1970-71	Earl Findley, F	26	247	9.5
1971-72	Dan Boe, C	24	237	9.9
1972-73	Chip Williams, C	25	303	12.1
1973-74	Chip Williams, C	23	255	11.1
1974-75	Chip Williams, C	28	217	7.8
1975-76	Bob Smyth, C-F	26	330	12.7
1976-77	Bob Smyth, C-F	26	237	9.1
1977-78	Reggie Hannah, C-F	22	203	9.2
1978-79	Reggie Hannah, C	27	231	8.6
1979-80	Reggie Hannah, C	27	241	8.9
1980-81	Ronnie Williams, F	28	253	9.0
1981-82	Eugene McDowell, C	27	238	8.8
1982-83	Ronnie Williams, F	28	245	8.8
1983-84	Eugene McDowell, C	29	267	9.2
1984-85	Eugene McDowell, C	30	295	9.8
1985-86	Kenny McClary, C	33	185	5.6
1986-87	Dwayne Schintzius, C	34	206	6.1
1987-88	Dwayne Schintzius, C	35	228	6.5
1988-89	Dwayne Schintzius, C	30	290	9.7
1989-90	Dwayne Davis, C-F	28	239	8.5
1990-91	Dwayne Davis, C	28	208	7.4
1991-92	Stacey Poole, F	33	240	7.3
1992-93	Andrew DeClercq, C	28	198	7.1
1993-94	Andrew DeClercq, F-C	37	292	7.9
1994-95	Andrew DeClercq, F-C	30	265	8.8
1995-96	Dametiri Hill, C-F	28	218	7.8
1996-97	Greg Stolt, F	30	183	6.1
1997-98	Damen Maddox, C	27	147	5.4
1998-99	Brent Wright, F	31	183	5.9
1999-00	Donnell Harvey, C	37	258	7.0
2000-01	Matt Bonner, F	31	238	7.7
2001-02	Udonis Haslem, C	31	256	8.3
2002-03	David Lee, C	33	224	6.8
2003-04	David Lee, F	31	212	6.8
2004-05	David Lee, F	32	288	9.0
2005-06	Al Horford, F-C	39	295	7.6
2006-07	Al Horford, F-C	38	360	9.5
2007-08	Marreese Speights, C	36	290	8.1
2008-09	Alex Tyus, F	36	222	6.2
2009-10	Alex Tyus, F	34	234	6.9
2010-11	Chandler Parsons, F	36	279	7.8
2011-12	Bradley Beal, G	37	249	6.7
2012-13	Patric Young, C	37	232	6.3
2013-14	Dorian Finney-Smith, F	37	247	6.7
2014-15	Dorian Finney-Smith, F	28	174	6.2
2015-16	Dorian Finney-Smith, F	36	300	8.3
2016-17	Devin Robinson, F	36	220	6.1
2017-18	Egor Koulechov, G	34	218	6.4
2018-19	Keyontae Johnson, F	36	229	6.4
2019-20	Kerry Blackshear Jr., F	31	231	7.5
2021-21	Colin Castleton, F	24	153	6.4
2021-22	Colin Castleton, F	28	253	9.0

Field Goal Percentage

(Min. 100 Att.)

SEASON	PLAYER	G	FGM-FGA	PCT
1957-58	Joe Hobbs, G	21	202-467	.433
1958-59	Bob Sherwood, F	23	124-275	.451
1959-60	Bob Shiver, G	22	152-344	.442
1960-61	Lou Merchant, G	26	200-441	.454
1961-62	Cliff Luyk, F	23	184-373	.493
1962-63	Bob Hoffmann, C	24	64-124	.516
1963-64	Dick Tomlinson, F	22	151-287	.526
1964-65	Jeff Ramsey, C	25	85-135	.630
1965-66	Gary Keller, F	26	152-322	.472
1966-67	Neal Walk, C	25	109-210	.519
1967-68	Neal Walk, C	25	239-507	.471
1968-69	Neal Walk, C	27	224-465	.482
1969-70	Andy Owens, F	25	257-526	.489
1970-71	Jerry Hoover, G	26	75-156	.481
1971-72	Jerry Hoover, G	26	98-189	.519
1972-73	Bob Smyth, C-F	26	85-175	.486
1973-74	Chip Williams, C	23	199-357	.557
1974-75	Mike Lederman, C	28	135-234	.577
1975-76	Al Bonner, F	25	131-235	.557
1976-77	Bob Smyth, C-F	26	165-279	.591
1977-78	Larry Brewster, C	27	104-175	.594
1978-79	Malcolm Cesare, F	27	185-338	.547
1979-80	Reggie Hannah, C	27	161-298	.540
1980-81	Ronnie Williams, F	28	214-372	.575
1981-82	Ronnie Williams, F	27	218-365	.597
1982-83	Eugene McDowell, C	31	203-314	.646
1983-84	Eugene McDowell, C	29	150-244	.615
1984-85	Randall Leath, C-F	30	77-127	.606
1985-86	Kenny McClary, C	33	84-155	.542
1986-87	Chris Capers, F	31	110-175	.629
1987-88	Dwayne Davis, F	35	88-147	.599
1988-89	Dwayne Davis, F	33	179-248	.722
1989-90	Dwayne Davis, C-F	28	139-229	.607
1990-91	Dwayne Davis, C	28	166-268	.619
1991-92	Hosie Grimsley, F	33	79-151	.523
1992-93	Andrew DeClercq, C	28	118-208	.567
1993-94	Andrew DeClercq, F-C	37	129-237	.544
1994-95	Dametiri Hill, C	29	155-295	.525
1995-96	LeRon Williams, F	28	123-238	.517
1996-97	Damen Maddox, C	30	71-137	.518
1997-98	Damen Maddox, C	27	70-122	.574
1998-99	Udonis Haslem, C	31	117-194	.603
1999-00	Udonis Haslem, C	37	169-292	.579
2000-01	Udonis Haslem, C	31	188-315	.597
2001-02	David Lee, F	31	84-145	.579
2002-03	David Lee, C	33	149-230	.648
2003-04	David Lee, F	31	150-255	.588
2004-05	David Lee, F	32	160-305	.525
2005-06	Chris Richard, F	39	97-139	.698
2006-07	Chris Richard, F	40	98-142	.690
2007-08	Marreese Speights, C	36	216-346	.624
2008-09	Alex Tyus, F	36	195-330	.591
2009-10	Vernon Macklin, F	34	156-257	.607
2010-11	Vernon Macklin, C	37	191-322	.593
2011-12	Patric Young, C	37	162-262	.618
2012-13	Casey Prather, F	29	79-127	.622
2013-14	Casey Prather, F	37	190-315	.603
2014-15	Chris Walker, F	31	64-119	.538
2015-16	John Egbunu, C	34	149-252	.591
2016-17	Kevarrus Hayes, C	36	77-127	.606
2017-18	Kevarrus Hayes, C	34	62-109	.569
2018-19	Kevarrus Hayes, C	36	113-168	.673
2019-20	Keyontae Johnson, F	31	166-305	.544
2020-21	Colin Castleton, F	24	111-186	.597
2021-22	Colin Castleton, F	28	172-315	.546



YEAR-BY-YEAR LEADERS

3-Point Field Goal Percentage

(Min. 50 Att.)

SEASON	PLAYER	G	FGM-FGA	PCT
1986-87	Joe Lawrence, F	34	64-127	.504
1987-88	Pat Lawrence, F	35	41-98	.418
1988-89	Brian Hogan, G	34	23-62	.371
1989-90	Brian Hogan, G	28	27-66	.409
1990-91	Scott Stewart, G	27	25-56	.446
1991-92	Scott Stewart, G	33	36-94	.383
1992-93	Craig Brown, G	28	51-118	.432
1993-94	Dan Cross, G	37	55-124	.444
1994-95	Dan Cross, G	30	53-141	.376
1995-96	Greg Stolt, F	28	41-114	.360
1996-97	Dan Williams, G	30	33-69	.478
1997-98	Kenyan Weaks, G	26	61-120	.508
1998-99	Greg Stolt, F	31	78-178	.438
1999-00	Brett Nelson, G	37	49-113	.434
2000-01	Brett Nelson, G	31	81-179	.453
2001-02	Brett Nelson, G	31	98-248	.395
2002-03	Matt Bonner, F	33	63-133	.474
2003-04	Lee Humphrey, G	26	25-57	.439
2004-05	Matt Walsh, G	28	69-162	.426
2005-06	Lee Humphrey, G	38	113-246	.459
2006-07	Walter Hodge, G	40	34-68	.500
2007-08	Jai Lucas, G	36	37-85	.435
2008-09	Erving Walker, G	36	70-167	.419
2009-10	Chandler Parsons, F	34	38-106	.358
2010-11	Erving Walker, G	37	79-205	.385
2011-12	Erik Murphy, F	34	59-140	.421
2012-13	Michael Frazier II, G	36	52-111	.468
2013-14	Michael Frazier II, G	39	118-264	.447
2014-15	Dorian Finney-Smith, F	28	49-115	.426
2015-16	Justin Leon, F	34	25-67	.373
2016-17	Justin Leon, F	36	49-123	.398
2017-18	Keith Stone, F	34	39-92	.424
2018-19	Noah Locke, G	36	81-214	.379
2019-20	Noah Locke, G	31	79-183	.432
2020-21	Noah Locke, G	25	57-141	.404
2021-22	Tyree Appleby, G	34	65-190	.342

3-Point Field Goals Made

SEASON	PLAYER	G	3FGM
1986-87	Joe Lawrence, F	34	64
1987-88	Pat Lawrence, F	35	41
1988-89	Clifford Lett, G	34	39
1989-90	Renaldo Garcia, G	28	42
1990-91	Brian Hogan, G	28	35
1991-92	Scott Stewart, G	33	36
1992-93	Craig Brown, G	28	51
1993-94	Craig Brown, G	37	89
1994-95	Dan Cross, G	30	53
1995-96	Greg Stolt, F	28	41
1996-97	Greg Stolt, F	30	64
1997-98	Kenyan Weaks, G	26	61
1998-99	Greg Stolt, F	31	78
1999-00	Teddy Dupay, G	37	62
2000-01	Brett Nelson, G	31	81
2001-02	Brett Nelson, G	31	98
2002-03	Anthony Roberson, G	33	74
2003-04	Anthony Roberson, G	30	99
2004-05	Anthony Roberson, G	32	94
2005-06	Lee Humphrey, G	38	113
2006-07	Lee Humphrey, G	40	113
2007-08	Nick Calathes, G	36	55
2008-09	Nick Calathes, G	36	73
2009-10	Kenny Boynton, G	34	72
2010-11	Kenny Boynton, G	37	80
2011-12	Kenny Boynton, G	37	110
2012-13	Erik Murphy, F	36	72
2013-14	Michael Frazier II, G	39	118
2014-15	Michael Frazier II, G	26	57
2015-16	Dorian Finney-Smith, F	36	71
2016-17	KeVaughn Allen, G	36	78
2017-18	Jalen Hudson, G	34	78
2018-19	Noah Locke, G	36	81
2019-20	Noah Locke, G	31	79
2020-21	Noah Locke, G	25	57
2021-22	Tyree Appleby, G	34	65



YEAR-BY-YEAR LEADERS

Free Throw Percentage

SEASON	PLAYER	G	FTM-FTA	PCT
1956-57	Joe Hobbs, G	24	89-104	.856
1957-58	Joe Hobbs, G	21	98-114	.860
1958-59	Frank Etheridge, F	23	73-97	.753
1959-60	Bob Shiver, G	22	80-98	.816
1960-61	Lou Merchant, G	26	59-79	.747
1961-62	Tom Barbee, F	22	63-76	.829
1962-63	Brooks Henderson, G	19	110-132	.833
1963-64	Brooks Henderson, G	22	87-103	.845
1964-65	Brooks Henderson, G	25	140-171	.819
1965-66	Paul Morton, F	26	74-92	.804
1966-67	Jeff Ramsey, C	25	50-61	.820
1967-68	Andy Owens, F	24	101-121	.835
1968-69	Boyd Welsch, G	26	64-80	.800
1969-70	Andy Owens, F	27	162-201	.806
1970-71	Tony Miller, G	26	117-153	.765
1971-72	Tony Miller, G	19	113-152	.743
1972-73	Tony Miller, G	26	86-115	.748
1973-74	Don Bostic, G	25	53-65	.815
1974-75	Bruno Caldwell, G	28	102-115	.887
1975-76	Gene Shy, F	26	103-122	.844
1976-77	Al Bonner, F	26	82-95	.863
1977-78	Larry Brewster, C	27	91-114	.798
1978-79	Ric Clarson, F	27	62-76	.816
1979-80	Reggie Hannah, C	28	136-193	.705
1980-81	Vernon Delancy, G	28	113-144	.785
1981-82	Rob Harden, G	27	56-67	.836
1982-83	Ronnie Williams, F	28	154-213	.723
1983-84	Ronnie Williams, F	27	139-194	.716
1986-87	Andrew Moten, G	33	103-144	.715
1987-88	Dwayne Schintzius, C	35	54-74	.730
1988-89	Dwayne Schintzius, C	30	99-140	.707
1989-90	Dwayne Schintzius, C	11	30-38	.789
1990-91	Renaldo Garcia, G	28	79-106	.745
1991-92	Craig Brown, G	33	82-108	.759
1992-93	Scott Stewart, G	28	46-52	.885
1993-94	Dan Cross, G	37	168-203	.828
	Craig Brown, G	37	77-93	.828
1994-95	Dan Cross, G	30	150-178	.843
1995-96	Brian Thompson, F	28	33-44	.750
1996-97	Greg Stolt, F	30	100-118	.847
1997-98	Jason Williams, G	20	63-75	.840
1998-99	Teddy Dupay, G	31	85-105	.810
1999-00	Kenyan Weaks, G	37	53-59	.898
2000-01	Teddy Dupay, G	24	85-104	.817
2001-02	Brett Nelson, G	31	48-57	.842
2002-03	Anthony Roberson, G	33	50-61	.820
2003-04	Anthony Roberson, G	30	79-92	.859
2004-05	Anthony Roberson, G	32	81-90	.900
2005-06	Taurean Green, G	39	171-193	.886
2006-07	Taurean Green, G	40	141-166	.849
2007-08	Dan Werner, F	36	51-66	.773
2008-09	Walter Hodge, G	36	39-48	.813
2009-10	Erving Walker, G	34	112-138	.812
2010-11	Kenny Boynton, G	37	107-130	.823
2011-12	Erving Walker, G	37	110-135	.815
2012-13	Mike Rosario, G	36	69-83	.831
2013-14	Michael Frazier II, G	39	48-57	.842
2014-15	Michael Frazier II, G	26	61-70	.871
2015-16	KeVaughn Allen, G	36	99-117	.846
2016-17	KeVaughn Allen, G	36	91-103	.883
	Canyon Barry, G	35	113-128	.883
2017-18	KeVaughn Allen, G	34	77-85	.906
2018-19	KeVaughn Allen, G	36	94-106	.887
2019-20	Scottie Lewis, G	30	67-82	.817
2020-21	Tre Mann, G	24	74-89	.831
2021-22	Tyree Appleby, G	34	106-125	.848

Assists

SEASON	PLAYER	G	ASST
1967-68	Mike Leatherwood, G	25	81
1968-69	Mike Leatherwood, G	26	129
1969-70	Jerry Hoover, G	25	73
1970-71	Jerry Hoover, G	26	126
1971-72	Jerry Hoover, G	23	107
1972-73	Steve Williams, G	24	108
1973-74	Bruno Caldwell, G	26	98
1974-75	Bruno Caldwell, G	28	110
1975-76	Mike Lederman, G	24	79
1976-77	Richard Gasper, G	26	117
1977-78	Richard Gasper, G	27	109
1978-79	Mike Milligan, G-F	27	85
1979-80	Mike Milligan, F	26	101
1980-81	Mike Moses, G	28	113
1981-82	Mike Moses, G	27	105
1982-83	Vernon Delancy, G	28	165
1983-84	Vernon Delancy, G	29	132
1984-85	Andrew Moten, G	30	106
1985-86	Ronnie Montgomery, G	33	157
1986-87	Andrew Moten, G	33	154
1987-88	Ronnie Montgomery, G	34	190
1988-89	Clifford Lett, G	34	146
1989-90	B.J. Carter, G	16	45
1990-91	Renaldo Garcia, G	28	82
1991-92	Scott Stewart, G	33	82
1992-93	Scott Stewart, G	28	84
1993-94	Dan Cross, G	37	146
1994-95	Greg Williams, G	30	120
1995-96	Greg Williams, G	28	140
1996-97	Eddie Shannon, G	30	127
1997-98	Jason Williams, G	20	134
1998-99	Eddie Shannon, G	29	139
1999-00	Brett Nelson, G	37	110
2000-01	Brett Nelson, G	31	133
2001-02	Justin Hamilton, G	29	109
2002-03	Justin Hamilton, G	33	118
2003-04	Anthony Roberson, G	30	108
2004-05	Matt Walsh, F	32	85
2005-06	Taurean Green, G	39	184
2006-07	Taurean Green, G	40	147
2007-08	Nick Calathes, G	36	221
2008-09	Nick Calathes, G	36	231
2009-10	Erving Walker, G	34	166
2010-11	Chandler Parsons, F	36	136
2011-12	Erving Walker, G	37	170
2012-13	Scottie Wilbekin, G	35	174
2013-14	Scottie Wilbekin, G	34	123
2014-15	Kasey Hill, G	33	149
2015-16	Chris Chiozza, G	36	156
2016-17	Kasey Hill, G	36	161
2017-18	Chris Chiozza, G	34	208
2018-19	Andrew Nembhard, G	36	194
2019-20	Andrew Nembhard, G	31	173
2020-21	Tre Mann, G	24	83
2021-22	Tyree Appleby, G	34	125



YEAR-BY-YEAR LEADERS

Blocked Shots

SEASON	PLAYER	G	BLK
1975-76	Malcolm Cesare, F	26	17
1976-77	Malcolm Cesare, F	26	20
1977-78	Malcolm Cesare, F	27	30
1978-79	Reggie Hannah, C	27	30
1979-80	Reggie Hannah, C	27	29
1980-81	Ronnie Williams, F	28	29
1981-82	Eugene McDowell, C	27	36
1982-83	Eugene McDowell, C	31	48
1983-84	Eugene McDowell, C	29	36
1984-85	Eugene McDowell, C	30	30
1985-86	Kenny McClary, C	33	29
1986-87	Dwayne Schintzius, C	34	96
1987-88	Dwayne Schintzius, C	35	90
1988-89	Dwayne Schintzius, C	30	58
1989-90	Dwayne Davis, C-F	28	45
1990-91	Dwayne Davis, C	28	33
1991-92	Andrew DeClercq, C	33	47
1992-93	Andrew DeClercq, C	28	44
1993-94	Andrew DeClercq, F-C	37	51
1994-95	Andrew DeClercq, F-C	30	34
1995-96	LeRon Williams, F	28	34
1996-97	Damen Maddox, C	30	30
1997-98	Damen Maddox, C	27	38
1998-99	Greg Stolt, F	31	24
1999-00	Donnell Harvey, C	37	31
2000-01	Udonis Haslem, C	31	31
2001-02	Udonis Haslem, C	31	39
2002-03	David Lee, C	33	48
2003-04	Adrian Moss, F-C	31	21
2004-05	Al Horford, C	32	51
2005-06	Joakim Noah, F-C	39	95
2006-07	Joakim Noah, F-C	40	72
2007-08	Marreese Speights, C	36	49
2008-09	Alex Tyus, C	36	28
2009-10	Alex Tyus, F	34	35
2010-11	Patric Young, C	37	31
2011-12	Erik Murphy, F	34	37
2012-13	Patric Young, C	37	58
2013-14	Patric Young, C	39	41
2014-15	Chris Walker, F	31	36
2015-16	John Egbunu, C	34	48
2016-17	Kevarrius Hayes, C	36	60
2017-18	Kevarrius Hayes, C	34	67
2018-19	Kevarrius Hayes, C	36	67
2019-20	Scottie Lewis, G	30	36
2020-21	Colin Castleton, F	24	54
2021-22	Colin Castleton, F	28	62

Steals

SEASON	PLAYER	G	STL
1973-74	Mike Lederman, G	26	24
1974-75	Mike Lederman, G	28	36
1975-76	Mike Lederman, G	24	25
1976-77	Richard Gasper, G	26	42
1977-78	Richard Gasper, G	27	49
1978-79	Malcolm Cesare, F	27	28
1979-80	Mike Milligan, F	27	45
1980-81	Vernon Delancy, G	28	49
1981-82	Rob Harden, G	27	38
	Mike Moses, G	27	38
1982-83	Ronnie Williams, F	28	29
1983-84	Vernon Delancy, G	29	41
	Darryl Gresham, G	29	41
1984-85	Andrew Moten, G	30	37
1985-86	Vernon Maxwell, G	33	47
1986-87	Andrew Moten, G	33	52
1987-88	Ronnie Montgomery, G	34	52
1988-89	Clifford Lett, G	34	52
1989-90	Dwayne Davis, C-F	28	44
1990-91	Dwayne Davis, C	28	63
1991-92	Craig Brown, G	33	41
1992-93	Andrew DeClercq, C	28	47
1993-94	Dan Cross, G	37	76
1994-95	Dan Cross, G	30	52
1995-96	Eddie Shannon, G	28	47
1996-97	Eddie Shannon, G	30	52
1997-98	Eddie Shannon, G	29	53
	Jason Williams, G	20	53
1998-99	Kenyan Weaks, G	24	54
1999-00	Brett Nelson, G	37	60
2000-01	Brett Nelson, G	31	59
2001-02	Orien Greene, G	31	61
2002-03	Justin Hamilton, G	33	54
2003-04	Matt Walsh, G	31	47
2004-05	Corey Brewer, G-F	32	46
2005-06	Corey Brewer, G-F	39	61
2006-07	Corey Brewer, G-F	40	69
2007-08	Nick Calathes, G	36	58
2008-09	Nick Calathes, G	36	68
2009-10	Erving Walker, G	34	45
2010-11	Erving Walker, G	37	41
2011-12	Bradley Beal, G	37	51
2012-13	Scottie Wilbekin, G	35	53
2013-14	Scottie Wilbekin, G	34	56
2014-15	Chris Chiozza, G	33	39
2015-16	Kasey Hill, G	36	53
2016-17	Kasey Hill, G	36	60
2017-18	Chris Chiozza, G	34	65
2018-19	KeVaughn Allen, G	36	50
2019-20	Keyontae Johnson, F	31	38
2020-21	Tyree Appleby, G	25	38
2021-22	Phlandrous Fleming Jr., G	34	51



YEAR-BY-YEAR TEAM STATS

SEASON		G	FG-FGA	FG%	FT-FTA	FT%	3FG-FGA	3-PT%	REB-AVG	PF-DQ	A	TO	BLK	ST	PTS	AVG
1949-50	Florida	23	432-1486	.291	334-519	.644				386					1,206	52.4
	Opponent	23													1,309	56.9
1950-51	Florida	23	543-1673	.325	294-468	.628			767-33.3	447-16					1,442	62.7
	Opponent	23	567-1617	.351	322-493	.653			729-31.7	433-24					1,522	66.2
1951-52	Florida	24	578-1710	.338	422-684	.617			1168-48.7	531-36					1,578	65.8
	Opponent	24	594-1887	.315	355-548	.648			985-41.0	614-43					1,543	64.3
1952-53	Florida	19	464-1360	.341	424-627	.676			827-43.5	401-23					1,352	71.2
	Opponent	19	438-1414	.310	389-621	.626			715-37.6	425-29					1,265	66.6
1953-54	Florida	22	507-1506	.337	540-746	.724			800-36.4	493-25					1,554	70.6
	Opponent	22	588-1644	.358	505-762	.663			876-39.8	518-19					1,681	76.4
1954-55	Florida	22	528-1668	.317	562-804	.699			1092-49.6	453-26					1,618	73.5
	Opponent	22	571-1547	.369	525-770	.682			992-45.1	486-18					1,667	75.8
1955-56	Florida	23	670-1804	.371	471-667	.706			1245-54.1	441					1,811	78.7
	Opponent	23	629-1677	.375	498-754	.660			1011-44.0	396					1,756	76.3
1956-57	Florida	24	663-1737	.382	535-746	.717			1127-47.0	531-19					1,861	77.5
	Opponent	24	576-1483	.388	554-797	.695			978-40.8	435-20					1,708	71.2
1957-58	Florida	21	589-1508	.391	371-530	.700			1067-50.8	385					1,545	73.6
	Opponent	21	546-1481	.369	358-516	.694			930-44.3	382					1,451	69.1
1958-59	Florida	23	614-1667	.368	397-607	.654			1195-52.0	448-7					1,625	70.7
	Opponent	23	656-1557	.421	438-625	.701			1209-52.6	427-10					1,746	75.9
1959-60	Florida	22	591-1605	.368	367-541	.678			1098-49.9	448-15					1,549	70.4
	Opponent	22	599-1389	.431	457-633	.722			1038-47.2	400-16					1,655	75.2
1960-61	Florida	26	705-1748	.403	420-611	.687			1301-50.0	475					1,830	70.4
	Opponent	26	701-1733	.405	444-685	.648			1206-46.4	460					1,846	71.0
1961-62	Florida	23	606-1405	.431	342-498	.687			1065-46.3	382					1,554	67.6
	Opponent	23	619-1484	.417	351-507	.692			905-39.3	386					1,589	69.1
1962-63	Florida	26	705-1579	.446	533-703	.758			1093-42.0	535					1,943	74.7
	Opponent	26	731-1671	.437	513-713	.719			1100-42.3	500					1,975	76.0
1963-64	Florida	22	671-1454	.461	378-568	.665			1153-52.4	446					1,720	78.2
	Opponent	22	598-1524	.392	391-568	.688			924-42.0	441					1,606	73.0
1964-65	Florida	25	658-1386	.475	510-712	.716			1041-41.6	585					1,826	73.0
	Opponent	25	528-1342	.393	574-707	.724			708-28.3	537					1,568	62.7
1965-66	Florida	26	682-1674	.407	491-751	.654			1342-51.6	520					1,855	71.3
	Opponent	26	653-1575	.415	434-636	.682			1058-40.7	524					1,740	66.9
1966-67	Florida	25	732-1627	.450	467-652	.716			1275-51.0	508-23					1,931	77.2
	Opponent	25	581-1419	.409	475-681	.698			849-34.0	450-24					1,637	65.5
1967-68	Florida	25	742-1784	.416	484-671	.721			1319-52.8	517-29	262				1,968	78.7
	Opponent	25	690-1639	.421	484-682	.710			1058-42.3	478-20	236				1,864	74.6
1968-69	Florida	27	820-1856	.442	453-638	.710			1345-49.8	467-21	404				2,093	77.5
	Opponent	27	739-1806	.409	427-580	.736			1095-40.6	480-16	347				1,905	70.6
1969-70	Florida	26	751-1819	.412	411-598	.687			1196-46.0	505-24	262				1,913	73.6
	Opponent	26	787-1844	.426	474-669	.709			1311-50.4	427-14	310				2,048	78.8
1970-71	Florida	26	730-1724	.423	447-631	.708			1141-43.9	468	335	339			1,907	73.3
	Opponent	26	764-1638	.466	438-631	.694			1104-42.5	465	332	367			1,966	75.6
1971-72	Florida	25	776-1723	.450	434-675	.643			1204-48.2	559-29					1,986	79.4
	Opponent	25	712-1541	.462	528-810	.652			1094-43.8	527-26					1,952	78.1
1972-73	Florida	26	793-1814	.437	325-486	.669			1197-46.0	516-16	455	378			1,911	73.5
	Opponent	26	818-1753	.467	357-515	.693			1078-41.5	502-17	414	396			1,933	74.3
1973-74	Florida	26	787-1642	.479	419-556	.754			991-38.1	563-16	438	466		167	1,993	76.7
	Opponent	26	790-1704	.464	389-536	.726			988-38.0	545-23	286	453		138	1,969	75.7
1974-75	Florida	28	917-1878	.488	456-596	.765			1072-38.3	641-28	422	421		154	2,290	81.8
	Opponent	28	887-1780	.498	501-707	.709			1064-38.0	558-17	412	486		112	2,275	81.3
1975-76	Florida	26	821-1760	.466	459-608	.755			1123-43.2	622-40	402		64	107	2,101	80.8
	Opponent	26	801-1710	.468	428-652	.656			1023-39.3	566-21	336		91	106	2,030	78.1
1976-77	Florida	26	832-1615	.515	444-636	.698			1001-38.5	598-28	436	414	54	167	2,108	81.1
	Opponent	26	756-1614	.468	468-692	.676			959-36.9	587	342	428	60	128	1,980	76.2
1977-78	Florida	27	796-1636	.487	461-660	.698			1029-38.1	592-24	364	481	103	166	2,053	76.0
	Opponent	27	780-1624	.480	454-639	.710			924-34.2	613-25	320	481	60	207	2,014	74.6
1978-79	Florida	27	816-1683	.485	358-531	.674			973-36.0	599-23	328		104	160	1,990	73.7
	Opponent	27	803-1644	.488	445-635	.701			991-36.7	531-23	354		64	196	2,053	76.0
1979-80	Florida	28	774-1599	.484	380-579	.656			879-31.4	575-24	349		68	205	1,928	68.9
	Opponent	28	889-1738	.512	432-611	.707			1029-36.8	588-21	394		65	235	2,210	78.9
1980-81	Florida	28	742-1489	.498	440-644	.683			906-32.4	585-29	339	453	56	182	1,924	68.7
	Opponent	28	815-1674	.487	444-645	.688			965-34.5	589-19	320	359	73	215	2,074	74.1
1981-82	Florida	27	720-1438	.501	405-580	.698			770-28.5	563-19	373	493	84	177	1,845	68.3
	Opponent	27	742-1470	.505	438-611	.717			840-31.1	532-21	345	438	64	235	1,922	71.2
1982-83	Florida	31	877-1709	.513	505-734	.688			1090-35.2	579-21	424	518	111	207	2,260	72.9
	Opponent	31	882-1854	.476	460-646	.712			975-31.5	641-31	349	428	76	249	2,227	71.8
1983-84	Florida	29	797-1608	.496	435-654	.665			975-33.6	507-16	253	391	42	116	2,029	70.0
	Opponent	29	790-1649	.479	336-502	.669			952-32.8	598-22	262	440	48	103	1,916	66.1
1984-85	Florida	30	896-1856	.483	419-628	.667			1141-38.0	556-13	465	373	77	172	2,211	73.7
	Opponent	30	841-1796	.468	365-539	.677			1038-34.6	584-20	447	412	66	177	2,047	68.2
1985-86	Florida	33	951-1971	.482	414-600	.690			1061-32.2	596-23	457	342	100	228	2,316	70.2
	Opponent	33	898-1813	.495	407-598	.681			1120-33.9	573-22	478	482	95	130	2,203	66.8




YEAR-BY-YEAR TEAM STATS

SEASON		G	FG-FGA	FG%	FT-FTA	FT%	3FG-FGA	3-PT%	REB-AVG	PF-DQ	A	TO	BLK	ST	PTS	AVG
1986-87	Florida	34	1081-2246	.481	506-716	.707	196-449	.437	1280-37.6	646-23	688	421	145	273	2,864	84.2
	Opponent	34	917-2054	.446	501-721	.695	109-313	.348	1284-37.8	657-19	490	584	91	179	2,444	71.9
1987-88	Florida	35	959-2058	.466	510-788	.647	131-332	.395	1279-36.5	558-9	633	426	168	278	2,559	73.1
	Opponent	35	915-2122	.431	396-593	.668	156-440	.355	1323-37.8	689-32	541	497	75	203	2,382	68.1
1988-89	Florida	34	950-1891	.502	592-916	.646	94-308	.305	1265-37.2	603-16	523	582	132	208	2,586	76.1
	Opponent	34	973-2199	.442	448-655	.684	203-521	.390	1208-35.5	787-34	452	443	78	309	2,597	76.4
1989-90	Florida	28	735-1574	.467	313-494	.634	115-337	.341	941-33.6	547-31	368	457	111	233	1,898	67.8
	Opponent	28	727-1587	.458	469-646	.726	106-291	.364	969-34.6	495-5	359	387	62	249	2,029	72.5
1990-91	Florida	28	757-1627	.465	424-649	.653	118-318	.371	975-34.8	542-9	392	483	82	251	2,056	73.4
	Opponent	28	770-1679	.459	438-611	.717	143-377	.379	1026-36.6	588-21	437	470	95	238	2,121	75.8
1991-92	Florida	33	856-1896	.451	424-618	.686	125-363	.344	1104-33.5	619-10	419	470	112	244	2,261	68.5
	Opponent	33	802-1857	.432	456-698	.653	129-392	.329	1270-38.5	591-15	393	515	105	220	2,189	66.3
1992-93	Florida	28	783-1721	.455	339-534	.635	153-391	.391	1014-36.2	549-12	413	406	115	251	2,058	73.5
	Opponent	28	720-1617	.445	400-591	.677	135-374	.361	1038-37.1	513-11	335	472	101	202	1,975	70.5
1993-94	Florida	37	985-2170	.454	611-867	.705	196-545	.360	1478-39.9	683-7	529	591	145	305	2,777	75.1
	Opponent	37	894-2178	.410	494-747	.661	232-748	.310	1246-33.7	718-23	473	579	124	285	2,514	67.9
1994-95	Florida	30	761-1682	.452	523-731	.715	133-370	.359	1167-38.9	568-12	415	471	95	205	2,178	72.6
	Opponent	30	721-1727	.417	415-616	.674	200-577	.347	975-32.5	630-24	425	422	123	234	2,057	68.6
1995-96	Florida	28	701-1647	.426	312-470	.664	143-454	.315	969-34.6	529-11	391	415	105	202	1,869	66.8
	Opponent	28	721-1639	.440	390-575	.678	142-443	.321	1062-37.9	497-9	409	426	103	220	1,974	70.5
1996-97	Florida	30	762-1695	.450	442-630	.702	254-680	.374	1047-34.9	589-11	404	492	111	224	2,220	74.0
	Opponent	30	758-1738	.436	467-688	.679	198-585	.338	1055-35.2	565-9	435	462	91	252	2,181	72.7
1997-98	Florida	29	764-1725	.443	395-598	.661	285-712	.400	1038-35.8	625-25	429	536	131	270	2,208	76.1
	Opponent	29	749-1711	.438	478-736	.649	158-460	.343	1125-38.8	571-16	373	556	97	253	2,134	73.6
1998-99	Florida	31	832-1758	.473	535-761	.703	289-762	.379	1108-35.7	613-14	495	556	119	311	2,488	80.3
	Opponent	31	777-1818	.427	425-660	.644	197-580	.340	1077-34.7	673-18	436	596	105	267	2,176	70.2
1999-00	Florida	37	1104-2299	.480	628-885	.710	266-732	.363	1452-39.2	750-12	611	607	141	365	3,102	83.8
	Opponent	37	899-2138	.420	516-807	.639	234-713	.328	1258-34.0	797-37	493	723	130	258	2,548	68.9
2000-01	Florida	31	849-1764	.481	555-761	.729	256-668	.383	1145-36.9	589-10	538	451	114	271	2,509	80.9
	Opponent	31	763-1817	.420	372-585	.636	183-607	.301	1070-34.5	640-13	419	510	88	206	2,081	67.1
2001-02	Florida	31	892-1899	.470	479-687	.697	232-658	.353	1203-38.8	581-10	519	463	141	307	2,495	80.5
	Opponent	31	722-1776	.407	420-614	.684	200-601	.333	1070-34.5	601-11	431	569	89	224	2,064	66.6
2002-03	Florida	33	883-1856	.476	431-613	.703	287-735	.390	1149-34.8	559-3	542	438	131	249	2,484	75.3
	Opponent	33	795-1877	.424	346-531	.652	192-584	.329	1112-33.7	576-6	474	494	110	204	2,128	64.5
2003-04	Florida	31	829-1719	.482	462-616	.750	249-661	.377	1081-34.9	586-14	492	454	98	200	2,369	76.4
	Opponent	31	746-1797	.415	445-662	.672	212-649	.327	1056-34.1	591-11	445	417	98	228	2,149	69.3
2004-05	Florida	32	844-1751	.482	506-716	.707	244-626	.390	1186-37.1	598-8	475	444	146	228	2,438	76.2
	Opponent	32	715-1745	.410	411-616	.667	179-566	.316	1003-31.3	635-17	340	479	83	212	2,020	63.1
2005-06	Florida	39	1061-2120	.500	641-862	.744	289-738	.392	1402-35.9	735-10	650	561	207	297	3,052	78.3
	Opponent	39	902-2263	.399	442-665	.665	232-730	.318	1260-32.3	623-10	432	605	107	287	2,478	63.5
2006-07	Florida	40	1125-2138	.526	646-936	.690	297-727	.409	1504-37.6	626-6	614	565	194	266	3,193	79.8
	Opponent	40	938-2303	.407	422-639	.660	206-722	.285	1164-29.1	773-10	430	510	99	287	2,504	62.6
2007-08	Florida	36	1029-2108	.488	461-658	.701	272-749	.363	1297-36.0	583-11	629	453	111	223	2,791	77.5
	Opponent	36	906-2038	.445	391-593	.659	230-674	.341	1144-31.8	637-14	473	485	111	240	2,433	67.6
2008-09	Florida	36	1018-2134	.477	444-641	.693	294-802	.367	1234-34.3	576-7	605	434	97	294	2,774	77.1
	Opponent	36	900-2027	.444	379-606	.625	248-707	.351	1221-33.9	601-10	461	543	117	228	2,427	67.4
2009-10	Florida	34	890-2006	.444	472-671	.703	203-648	.313	1265-37.2	501-5	479	423	94	243	2,455	72.2
	Opponent	34	841-1952	.431	367-540	.680	209-643	.325	1170-34.4	584-7	439	465	135	243	2,258	66.4
2010-11	Florida	37	968-2083	.465	498-744	.669	233-661	.352	1384-37.4	545-0	521	452	131	221	2,667	72.1
	Opponent	37	871-2074	.420	387-576	.672	214-689	.311	1180-31.9	677-23	421	461	117	227	2,343	63.3
2011-12	Florida	37	976-2106	.463	499-700	.713	357-939	.380	1321-35.7	575-6	551	410	124	233	2,808	75.9
	Opponent	37	875-2067	.423	428-618	.693	226-661	.342	1217-32.9	666-17	451	464	110	189	2,404	65.0
2012-13	Florida	37	960-2010	.478	422-623	.677	300-794	.378	1297-35.1	518-8	540	414	120	265	2,642	71.4
	Opponent	37	725-1897	.382	369-567	.651	193-623	.310	1117-30.2	593-7	369	523	96	217	2,012	54.4
2013-14	Florida	39	945-2056	.460	582-871	.668	255-711	.359	1385-35.5	611-8	509	431	118	274	2,727	69.9
	Opponent	39	806-2004	.402	434-626	.693	207-628	.330	1191-30.5	739-17	386	526	120	219	2,253	57.8
2014-15	Florida	33	766-1763	.434	351-553	.635	218-674	.323	1095-33.2	558-10	431	409	118	228	2,101	63.7
	Opponent	33	673-1648	.408	464-623	.745	170-519	.328	1058-32.1	521-8	348	452	130	182	1,982	60.1
2015-16	Florida	36	930-2184	.426	559-864	.647	258-809	.319	1427-39.9	700-15	481	405	153	235	2,677	74.4
	Opponent	36	868-2109	.412	510-752	.678	233-679	.343	1364-37.9	732-25	413	471	126	192	2,479	68.9
2016-17	Florida	36	953-2119	.450	620-851	.729	278-776	.358	1334-37.1	662-10	451	431	172	271	2,804	77.9
	Opponent	36	849-2072	.410	498-705	.706	198-649	.305	1266-35.2	748-22	347	535	101	199	2,394	66.5
2017-18	Florida	34	893-2065	.432	483-673	.718	308-832	.370	1198-35.2	591-6	445	334	164	237	2,577	75.8




THOUSAND-POINT SCORERS



1. Ronnie Williams, Queens, N.Y. (1980-84) | 2,090

The only player in Florida history to lead the team in scoring in four-straight years... A four-time All-SEC choice according to AP and UPI... Scored 1,000 points quicker than any other Gator, reaching the milestone at the 9:33 mark of the first half in his 50th game... Holds the school record for points (2,090), minutes per game (35.43), field goals made (772) and free throws made (546)... Participated in 1981 National Sports Festival... A 1984 second-round draft choice of the Boston Celtics.


SEASON	G	FGM-FGA	PCT	3PT-ATT	FT-FTA	PCT	REB	AVG	TP	AVG
1980-81	28	216-374	.578		114-187	.610	253	9.0	546	19.4
1981-82	27	218-365	.597		139-191	.728	222	8.2	575	21.3
1982-83	28	184-317	.580		154-213	.723	245	8.8	522	18.6
1983-84	27	154-263	.586		139-194	.716	234	8.7	447	16.6
TOTALS	110	772-1319	.585		546-785	.696	954	8.7	2090	19.0



2. Kenny Boynton, Pompano Beach, Fla. (2009-13) | 2,033

Three-time All-SEC performer... Named second-team All-SEC as a senior in 2013... Earned first-team All-SEC honors as a junior in 2012... Also garnered second-team All-SEC accolades as a sophomore in 2011 after being named to the SEC All-Freshman team in 2010... Became the second player in Florida history to hit over 100 3-pointers in a season with 110 in 2012... UF's leading scorer his freshman and junior seasons... Florida's all-time leader in 3-pointers made and attempted, minutes played and games started and second in games played... Ranked 10th on the school's career assists list when his career ended... Ranks sixth all-time in the SEC in 3-pointers made... Part of two outright SEC championship teams and three straight Elite Eight appearances in the NCAA Tournament.

SEASON	GP-GS	MP	FGM-FGA	PCT	3PT-ATT	PCT	FT-FTA	PCT	REB	AVG	A	TO	BS	ST	PF-DQ	TP	AVG
2009-10	34-33	1117	165-439	.376	72-245	.294	74-99	.747	87	2.6	92	68	6	37	53-1	476	14.0
2010-11	37-36	1218	169-439	.385	80-242	.331	107-130	.823	54	1.5	98	53	9	32	49-0	525	14.2
2011-12	37-36	1169	187-425	.440	110-270	.407	104-138	.754	97	2.6	100	52	1	28	39-0	588	15.9
2012-13	37-37	1169	145-368	.394	71-221	.321	83-101	.822	110	3.0	101	48	3	31	31-0	444	12.0
Totals	145-142	4673	666-1671	.399	333-978	.340	368-468	.786	348	2.4	391	221	19	128	172-1	2033	14.0



3. Andrew Moten, Quincy, Fla. (1983-87) | 1,930

Named the 1983-84 SEC Freshman Player of the Year... Two-time All-SEC selection according to AP and three-time selection by UPI... Was a member of the 1985 SEC Tournament Team... Sixth in career steals with 165 and third in field goals attempted (1,572)... Was a New Jersey Nets fourth-round draft choice in 1987.

SEASON	G	FGM-FGA	PCT	3P-ATT	PCT	FTM-FTA	PCT	REB	AVG	TP	AVG
1983-84	29	130-307	.423			84-119	.706	90	3.1	344	11.9
1984-85	30	185-409	.452			129-169	.763	123	4.1	499	16.6
1985-86	33	214-448	.478			131-173	.757	129	3.9	559	16.9
1986-87	33	182-408	.446	61-137	.445	103-144	.715	109	3.3	528	16.0
TOTALS	125	711-1572	.452	61-137	.445	447-605	.739	451	3.6	1930	15.4



4. Udonis Haslem, Miami, Fla. (1998-2002) | 1,781

The first player in UF history to play on four consecutive NCAA Tournament teams... Only the second player in UF history to be named to one of the first three Associated Press All-America teams (joining Neal Walk)... The first player in school history to be named All-SEC by the league coaches four times (First Team in 2002 and 2001, Third Team in 2000 and 1999)... Ranks in the top 10 at UF in 11 career categories... One of two players in school history to score 1,700 or more points and grab 800 rebounds... Did not miss a game in his career, seeing action in 130 games and finishing his career with 99 consecutive starts... Had 99 double-figure scoring games, including 26 20-point contests... Had 28 double-figure rebounding games and 25 double-doubles.

SEASON	GP-GS	MP	FGM-FGA	PCT	3PT-ATT	PCT	FT-FTA	PCT	REB	AVG	A	TO	BS	ST	PF-DQ	TP	AVG
1998-99	31-26	660	117-194	.603	0-2	.000	93-157	.592	154	5.0	24	83	21	22	101-4	327	10.5
1999-00	37-37	830	169-292	.579	0-0	.000	99-155	.639	189	5.1	33	74	29	31	113-3	437	11.8
2000-01	31-31	870	188-315	.597	0-0	.000	146-206	.709	232	7.5	31	73	31	26	100-2	522	16.8
2001-02	31-31	876	159-283	.562	0-1	.000	177-255	.694	256	8.3	51	74	39	28	95-3	495	16.0
TOTALS	130-125	3236	633-1084	.584	0-3	.000	515-773	.666	831	6.4	139	304	120	107	409-12	1781	13.7



5. Erving Walker, Brooklyn, N.Y. (2008-12) | 1,777

Reached the 1,000-point mark on Jan. 8, 2011, as Gators defeated Ole Miss at the O'Connell Center... Named second-team All-SEC in 2010, 2011 and 2012 after earning SEC All-Freshman recognition in 2009... Florida's leading scorer as a junior with a 14.6 average... Also finished his career as the Gators' all-time leader in assists and minutes played (since passed in minutes played by Kenny Boynton)... Part of UF's 2011 SEC Championship team and helped the team to two Elite Eight runs in the NCAA Tournament.

SEASON	GP-GS	MP	FGM-FGA	PCT	3PT-ATT	PCT	FT-FTA	PCT	REB	AVG	A	TO	BS	ST	PF-DQ	TP	AVG
2008-09	36-6	869	116-267	.434	70-167	.419	62-79	.785	53	1.5	86	54	0	36	61-1	364	10.1
2009-10	34-33	1119	124-366	.339	67-193	.347	112-138	.812	113	3.3	166	85	1	45	68-0	427	12.6
2010-11	37-37	1212	153-372	.411	79-205	.385	154-198	.778	109	2.9	125	87	0	41	56-0	539	14.6
2011-12	37-37	1158	134-340	.394	69-190	.363	110-135	.815	106	2.9	170	76	0	37	56-0	447	12.1
TOTALS	144-113	4358	527-1345	.392	285-755	.377	438-550	.796	381	2.6	547	302	1	159	241-1	1777	12.3




6. KeVaughn Allen, Little Rock, Ark. (2015-19) | 1,723

Earned All-SEC honors as a sophomore, first-team coaches and second-team AP, and SEC All-Freshman honors in 2016... Earned NCAA All-East Regional honors in 2017, as he scored 35 points in the Gators' overtime win vs. Wisconsin in the Sweet 16... Twice named to the All-Tournament team at the Gators' Thanksgiving tournaments, first in the 2016 AdvoCare Invitational in Orlando and then in the 2017 PK80 in Portland... Florida's all-time free throw percentage leader.

SEASON	GP-GS	MP	FGM-FGA	PCT	3PT-ATT	PCT	FT-FTA	PCT	REB	AVG	A	TO	BS	ST	PF-DQ	TP	AVG
2015-16	36-34	978	134-336	.399	51-162	.315	99-117	.846	97	2.7	57	35	5	41	56-0	418	11.6
2016-17	36-36	1028	168-384	.438	78-211	.370	91-103	.883	86	2.4	53	46	10	45	56-0	505	14.0
2017-18	34-29	1066	119-330	.361	59-180	.328	77-85	.906	82	2.4	82	44	16	34	49-0	374	11.0
2018-19	36-34	1105	135-347	.389	62-190	.326	94-106	.887	100	2.8	74	70	7	50	49-0	426	11.8
TOTALS	142-133	4177	556-1397	.398	250-743	.336	361-411	.878	365	2.6	266	195	38	170	210-0	1723	12.1




THOUSAND-POINT SCORERS



7. Stacey Poole, Jacksonville, Fla. (1989-93) | 1,678

A 1992-93 AP Honorable Mention All-American and consensus first-team All-SEC selection. . . At the conclusion of his career, ranked third on Florida's all-time scoring list. . . Scored in double-figures in 88 career games and hit for 20-plus points 33 times during his career. . . One of college basketball's greatest comeback stories, as he rebounded from two torn Achilles tendons and a torn knee ligament during his career. . . One of 66 collegiate players invited to Pan-Am Trials in 1991. . . A former McDonald's High School All-American Dream Team pick. . . Graduated from the University of Florida with a degree in Sociology in May of 1993. . . First overall selection in first round of the CBA Draft (Hartford) in 1993.

SEASON	G	FGM-FGA	PCT	3PT-ATT	PCT	FT-FTA	PCT	REB	AVG	TP	AVG
1988-89				— Medical Redshirt —							
1989-90	28	127-281	.452	0-7	.000	26-52	.500	121	4.3	280	10.0
1990-91	28	157-328	.479	0-2	.000	51-75	.680	154	5.5	365	13.0
1991-92	33	254-537	.473	0-3	.000	81-120	.675	240	7.3	589	17.8
1992-93	27	192-432	.444	0-3	.000	60-94	.638	173	6.4	444	16.4
TOTALS	116	730-1578	.463	0-15	.000	218-341	.639	688	5.9	1678	14.5



8. Dwayne Schintzius, Brandon, Fla. (1986-90) | 1,624

An All-American selection as deemed by AP, UPI and The Sporting News in 1989. . . Only player in SEC history to score over 1,000 points, grab 800 rebounds, deal 250 assists and block 250 shots. . . Led the 1988-89 Gators in scoring (18.0) and rebounding (9.7). . . Member of Florida's first SEC Championship team (1988-89). . . A 1990 first-round draft choice of the San Antonio Spurs (24th pick overall).

SEASON	G	FGM-FGA	PCT	3PT-ATT	PCT	FT-FTA	PCT	REB	AVG	TP	AVG
1986-87	34	161-366	.440	0-0	.000	48-65	.739	206	6.1	370	10.9
1987-88	35	224-456	.491	1-5	.200	54-74	.730	228	6.5	503	14.4
1988-89	30	220-422	.521	2-6	.333	99-140	.707	290	9.7	541	18.0
1989-90	11	90-163	.552	0-8	.000	30-38	.790	105	9.6	210	19.1
TOTALS	110	695-1407	.494	3-19	.158	231-317	.752	829	7.5	1624	14.8



9. Neal Walk, Miami, Fla. (1966-69) | 1,600

Became the first All-American in UF history. . . Received that honor in 1968 and '69. . . Only Gator to have number retired (#41). . . Chosen All-SEC according to AP, UPI and Coaches' squad in 1968 and '69. . . Among career records are: scoring average (20.8 ppg), rebounds (1,181), rebound average (15.3). . . Hit 18 free throws against LSU to set a then-school record. . . Played in the NBA for eight years with Phoenix, New Orleans and the New York Knickerbockers. . . Was first-round NBA selection (second pick overall) by Phoenix in 1969.

SEASON	G	FGM-FGA	PCT	3PT-ATT	FTM-FTA	PCT	REB	AVG	TP	AVG
1966-67	25	109-210	.519		70-97	.722	206	8.2	288	11.5
1967-68	25	239-507	.471		185-244	.758	494	19.8	663	26.5
1968-69	27	224-465	.482		201-278	.723	481	17.8	649	24.0
TOTALS	77	572-1182	.484		456-619	.737	1181	15.3	1600	20.8



10. Gene Shy, Akron, Ohio (1972-76) | 1,573

Leading scorer for the Gators in 1975 and '76. . . Selected to Pan-Am trials in 1975. . . Member of the 1976 All-SEC team (AP) and '76 UPI squad. . . Led the SEC in free throw percentage in 1976 (.844). . . Most Valuable Player for UF in 1975. . . Missed just two games in his career. . . A 10th-round 1976 NBA Draft pick by the New York Knickerbockers.


SEASON	G	FGM-FGA	PCT	3PT-ATT	FTM-FTA	PCT	REB	AVG	TP	AVG
1972-73	25	110-256	.430		49-74	.662	161	6.4	269	10.8
1973-74	25	180-389	.463		85-117	.726	209	8.4	445	17.8
1974-75	28	192-402	.478		58-74	.784	205	7.3	442	15.8
1975-76	26	157-368	.427		103-122	.844	140	5.4	417	16.0
TOTALS	104	639-1415	.452		295-387	.762	715	6.9	1573	15.1



11. Matt Bonner, Concord, N.H. (1999-2003) | 1,570

Earned All-SEC honors each of his final three seasons, earning Third-Team honors in 2001, Second-Team honors in 2002 and eventually First-Team honors by both the Associated Press and Coaches in 2003. . . Honorable mention All-America by the AP twice. . . Two-time winner of the Verizon Academic All-American of the Year Award and a three-time Academic All-America honoree. . . Played in 131 games, more than any other player in school history at that time. . . Drafted by the Chicago Bulls in the 2nd Round of the 2003 NBA Draft.

SEASON	GP-GS	MP	FGM-FGA	PCT	3PT-ATT	PCT	FT-FTA	PCT	REB	AVG	A	TO	BS	ST	PF-DQ	TP	AVG
1999-00	36-0	485	66-150	.440	16-56	.286	26-30	.867	115	3.2	15	22	9	11	65-2	174	4.8
2000-01	31-17	883	150-292	.514	40-105	.381	71-107	.664	238	7.7	46	51	13	25	66-0	411	13.3
2001-02	31-31	876	182-355	.513	46-124	.371	74-93	.796	224	7.2	48	49	22	23	59-0	484	15.6
2002-03	33-33	1037	182-357	.510	63-133	.474	74-104	.733	201	6.1	49	54	20	35	70-1	501	15.2
TOTALS	131-81	3284	580-1154	.503	165-418	.395	245-334	.734	778	5.9	158	176	64	94	260-3	1,570	12.0




12. Eugene McDowell, Cross City, Fla. (1981-85) | 1,565

A three-time AP All-SEC choice and one-time UPI and Coaches' SEC choice. . . Set a then school record in field goal percentage (.646) to lead the SEC in 1983 and was third in the nation. . . Named to All-SEC frosh squad in '82. . . Played on the gold medal South squad at the National Sports Festival in Indianapolis, Ind. . . Started every game while in uniform for UF. . . Played professionally overseas. . . A third-round NBA Draft selection by Milwaukee in 1985.

SEASON	G	FGM-FGA	PCT	3PT-ATT	FTM-FTA	PCT	REB	AVG	TP	AVG
1981-82	27	112-212	.528		42-81	.519	238	8.8	266	9.9
1982-83	31	203-314	.646		105-175	.600	263	8.5	511	16.5
1983-84	29	150-244	.615		61-119	.513	267	9.2	361	12.4
1984-85	30	177-305	.580		73-131	.557	295	9.8	427	14.2
TOTALS	117	642-1075	.597		281-506	.555	1063	9.1	1565	13.4



THOUSAND-POINT SCORERS



13. Bob Emrick, Ashland, Ky. (1953-57) | 1,544

Florida's all-time leading scorer until Neal Walk in the late 1960s... Was a two-time All-SEC selection (AP) in 1955 and '56... Captain of the 1956 and '57 clubs... Earned four letters.


SEASON	G	FGM-FGA	PCT	3PT-ATT	FTM-FTA	PCT	REB	AVG	TP	AVG
1953-54	22	140-332	.422		80-104	.769	201	9.1	360	16.4
1954-55	22	130-370	.351		132-185	.714	232	10.5	392	17.8
1955-56	23	126-325	.388		158-203	.778	239	10.4	410	17.8
1956-57	24	116-297	.391		144-181	.796	197	8.2	382	15.9
TOTALS	91	512-1324	.386		514-673	.764	869	9.5	1544	17.0



14. Anthony Roberson, Saginaw, Mich. (2002-05) | 1,505

One of the most dangerous scorers in UF history, Roberson totaled over 1,500 points in just three years in a Gator uniform... A First Team All-SEC selection both his sophomore and junior seasons while earning AP Honorable Mention All-America honors each year as well... Finished second in UF history in 3-pointers made (now fifth) and set a then-single season UF record with 99 treys in 2003-04... The runner-up for SEC Player of the Year his junior season... His 17.9 points per game during his sophomore year at the time were the most ever by a Billy Donovan-coached player... Led the Gators in scoring in both 2003-04 and 2004-05... Topped the Gators in 3-pointers made each of his three years at Florida... Declared for the NBA Draft after his junior season.


SEASON	GP-GS	MP	FGM-FGA	PCT	3PT-ATT	PCT	FT-FTA	PCT	REB	AVG	A	TO	BS	ST	PF-DQ	TP	AVG
2002-03	33-13	844	141-345	.409	74-190	.389	50-61	.820	81	2.5	61	49	1	34	48-0	406	12.3
2003-04	30-29	937	180-390	.462	99-233	.425	79-92	.859	89	3.0	108	66	3	34	64-2	538	17.9
2004-05	32-32	951	193-423	.456	94-242	.388	81-90	.900	65	2.0	77	56	3	22	51-0	561	17.5
TOTALS	95-74	2732	514-1158	.444	267-665	.402	210-243	.864	235	2.5	246	171	7	90	163-2	1505	15.8



15. Chandler Parsons, Casselberry, Fla. (2007-2011) | 1,452

Became the first Gator to win SEC Player of the Year honors in 2011 and was also an AP All-American honorable mention his senior season... Went over the 1,000-point mark in the 2010 SEC Tournament opener against Auburn... The only man in UF history to register two true buzzer-beaters, hitting a 75-foot prayer to beat North Carolina State and hitting a spot-up three-pointer to beat South Carolina three weeks later.


SEASON	GP-GS	MP	FGM-FGA	PCT	3PT-ATT	PCT	FT-FTA	PCT	REB	AVG	A	TO	BS	ST	PF-DQ	TP	AVG
2007-08	36-0	774	103-218	.472	35-108	.330	52-83	.627	143	4.0	51	36	8	18	60-1	293	8.1
2008-09	36-28	937	128-278	.460	37-123	.301	39-70	.557	204	5.7	64	50	14	38	85-1	332	9.2
2009-10	34-18	1054	141-286	.493	38-106	.358	100-151	.662	233	6.8	88	67	5	39	70-0	420	12.3
2010-11	36-35	1229	155-323	.480	43-117	.368	54-97	.557	279	7.8	136	81	15	34	67-0	407	11.3
Totals	142-81	3964	527-1105	.476	153-454	.339	245-401	.601	859	6.1	339	234	42	129	282-2	1452	10.2



16. Dan Cross, Carbondale, Ill. (1991-95) | 1,451

A two-time First-Team All-SEC selection (1994 and 1995)... Also a two-time AP All-America Honorable Mention (1994 and '95)... Named to 1994 NCAA Tournament All-East Regional Team, as he played a key role on Florida's first Final Four Team... Scored in double-figures in 72 career games... Led Florida in scoring as a junior and senior... Over the course of his career, had 13 game-sealing performances (FGs, FTs, steals)... During senior year made a UF-record 31 straight free throws, including record 16-16 at Kentucky. In that contest vs. Kentucky, scored a career-high 30 points... Finished eighth in scoring in 1997-98 for the CBAs Connecticut Pride.

SEASON	G	FGM-FGA	PCT	3PT-ATT	PCT	FTM-FTA	PCT	REB	AVG	TP	AVG
1991-92	33	57-125	.456	18-43	.419	54-83	.651	60	1.8	186	5.6
1992-93	28	50-88	.568	6-15	.400	39-61	.639	64	2.3	145	5.2
1993-94	37	179-371	.482	55-124	.444	168-203	.828	144	3.9	581	15.7
1994-95	30	168-421	.399	53-141	.376	150-178	.843	107	3.6	539	18.0
TOTALS	128	454-1005	.452	132-323	.409	411-525	.783	375	2.9	1451	11.3



17. Andy Owens, Tampa, Fla. (1967-70) | 1,445

An Academic All-America selection in 1970... Two-time Academic All-SEC... Was named to the Helms Foundation All-American list in '70... The all-time single-season scoring average leader (27.0 in 1969-70)... Earned All-SEC honors (AP & UPI) in 1968 and '70 respectively... Played in the American Basketball Association with the New Orleans Bucs... An NCAA Post-Graduate Scholarship recipient.

SEASON	G	FGM-FGA	PCT	3PT-ATT	FTM-FTA	PCT	REB	AVG	TP	AVG
1967-68	24	120-260	.462		101-121	.835	171	7.1	341	14.2
1968-69	27	173-366	.473		82-114	.788	230	8.5	428	15.8
1969-70	25	257-526	.489		162-201	.806	228	9.1	676	27.0
TOTALS	76	550-1152	.477		345-426	.809	629	8.3	1445	19.0




18. David Lee, St. Louis, Mo. (2001-05) | 1,436

A four-year letterwinner, Lee earned All-SEC honors in both his junior and senior seasons... He earned a spot on the All-SEC Tournament team in 2005 after pulling down a UF SEC Tournament-record 17 boards against Kentucky in the title game, helping the Gators to their first tournament championship... Hit 58.1 percent from the floor for his career and played in four straight NCAA Tournaments... Averaged a double-double in SEC play his senior year... A first-round pick of the New York Knicks in 2005, signed with the Golden State Warriors in 2010.

SEASON	GP-GS	MP	FGM-FGA	PCT	3PT-ATT	PCT	FT-FTA	PCT	REB	AVG	A	TO	BS	ST	PF-DQ	TP	AVG
2001-02	31-0	557	84-145	.579	0-0	.000	50-91	.549	145	4.7	32	53	21	20	46-0	218	7.0
2002-03	33-33	866	149-230	.648	0-0	.000	73-117	.624	224	6.8	61	61	48	24	76-1	371	11.2
2003-04	31-30	851	150-255	.588	0-2	.000	112-145	.772	212	6.8	88	64	16	35	83-3	412	13.3
2004-05	32-32	897	160-305	.525	0-4	.000	115-161	.714	288	9.0	70	85	24	34	76-1	435	13.6
TOTALS	127-95	3171	543-935	.581	0-6	.000	350-514	.681	869	6.8	251	263	109	113	281-5	1436	11.3




THOUSAND-POINT SCORERS



19. Dwayne Davis, St. Petersburg, Fla. (1987-91) | 1,426

Finished collegiate career with best field-goal percentage in Florida history (.641, 572-of-892)... A three-time All-SEC selection (First team as a senior, second team as a junior, third team as a sophomore)... Over career posted 31 double-doubles and scored in double-figures in 69 games... Hit 72.2 percent of his shots as a sophomore which set the SEC single-season record for field-goal percentage and was also the second-best, single-season percentage in NCAA history... Member of Florida's first SEC Championship team in 1988-89.

SEASON	G	FGM-FGA	PCT	3PT-ATT	PCT	FTM-FTA	PCT	REB	AVG	TP	AVG
1987-88	35	88-147	.599	0-1	.000	44-91	.483	165	4.7	220	6.2
1988-89	33	179-248	.722	0-1	.000	81-142	.570	309	9.4	439	13.3
1989-90	28	139-229	.607	0-0	.000	66-112	.589	239	8.5	344	12.3
1990-91	28	166-268	.619	0-0	.000	91-152	.599	208	7.4	423	15.1
TOTALS	124	572-892	.641	0-2	.000	282-497	.567	921	7.4	1426	11.5



20. Craig Brown, Steelton, Pa. (1990-94) | 1,419

Team Captain, Most Valuable Player and Most Inspirational Player of Florida's first NCAA Tournament Final Four Team (1994)... Culminated career as Florida's all-time leader in 3-point field goals made (186; now tied for 10th), while also setting a then-school record for 3-pointers in a season with 89 in 1993-94... Named Most Outstanding Player of the NCAA Tournament's East Regional in 1994... Tied school record for double-figure scoring games in a season (33) in 1993-94... Scored in double-figures in 78 of his 122 career games... Former Coach Lon Kruger's first signee at Florida... Earned a gold medal on the USA's Junior World Championship Team in summer of 1991... Played in the CBA in 1995.

SEASON	G	FGM-FGA	PCT	3PT-ATT	PCT	FTM-FTA	PCT	REB	AVG	TP	AVG
1990-91	24	72-174	.414	27-65	.415	39-51	.765	72	3.0	210	8.8
1991-92	33	127-298	.426	19-66	.288	82-108	.759	109	3.3	355	10.8
1992-93	28	107-247	.433	51-118	.432	41-60	.683	90	3.2	306	10.9
1993-94	37	191-417	.458	89-206	.432	77-93	.828	181	4.9	548	14.8
TOTALS	122	497-1136	.438	186-455	.409	239-312	.766	452	3.7	1419	11.6



21. Brett Nelson, St. Albans, W. Va., (1999-2003) | 1,417

Florida's second all-time leader in 3-pointers made at the conclusion of his career with 274 (now fourth)... All-SEC selection in both his sophomore and junior seasons, while earning All-America honors as a sophomore in 2001... Held the UF then-record for consecutive games with a three-pointer (33)... Two-time winner of Florida's Most Improved Player Award.

SEASON	GP-GS	MP	FGM-FGA	PCT	3PT-ATT	PCT	FT-FTA	PCT	REB	AVG	A	TO	BS	ST	PF-DQ	TP	AVG
1999-00	37-0	691	102-243	.420	49-113	.434	46-54	.852	57	1.5	110	102	6	60	71-0	299	8.1
2000-01	31-28	967	161-358	.450	81-179	.453	72-90	.800	85	2.7	133	80	12	59	80-0	475	15.3
2001-02	31-29	960	154-393	.392	98-248	.395	48-57	.842	70	2.3	101	75	14	59	84-3	454	14.6
2002-03	30-20	684	60-203	.296	46-149	.309	23-28	.821	50	1.7	62	44	4	20	54-0	189	6.3
TOTALS	129-77	3302	477-1197	.398	274-689	.398	189-229	.825	262	2.0	406	301	36	198	289-3	1417	11.0



22. Tony Miller, Garrett, Ind. (1970-73) | 1,382

Led the SEC in scoring in '72 (26.7)... Scored the most points ever by a Gator in a single game with 54 against Chicago State (Feb. 29, 1972)... A '72 All-SEC choice by AP... A two-time Academic All-SEC selection... Known for his work ethic... An NCAA Post-Graduate Scholarship recipient.


SEASON	G	FGM-FGA	PCT	3PT-ATT	FTM-FTA	PCT	REB	AVG	TP	AVG
1970-71	26	155-354	.438		117-153	.765	68	2.6	427	16.4
1971-72	19	195-432	.451		117-158	.740	85	4.5	507	26.7
1972-73	26	181-426	.425		86-115	.748	77	3.0	448	17.2
TOTALS	71	531-1212	.438		320-426	.751	231	3.3	1382	19.5



23. Dametri Hill, St. Petersburg, Fla. (1992-96) | 1,376

Gained national notoriety from his baby jump hook shot dubbed "Da Meat Hook"... One of only 14 players in UF history to score more than 1,350 points and collect over 575 rebounds... Appeared in 110 games, with 94 starts... Appeared in 96 consecutive games to end his career... Scored in double figures 77 times and put up double-figure efforts on the boards 13 times... Recorded 12 double-doubles... Led UF in scoring 32 times and rebounding 34 times.

SEASON	G	FGM-FGA	PCT	3PT-ATT	PCT	FTM-FTA	PCT	REB	AVG	TP	AVG
1992-93	16	5-15	.333	0-0	.000	7-11	.636	9	0.6	17	1.1
1993-94	37	178-347	.513	0-2	.000	113-172	.657	183	4.9	469	12.7
1994-95	29	155-295	.525	7-23	.304	81-118	.686	170	5.9	398	13.7
1995-96	28	184-376	.489	14-44	.318	110-164	.671	218	7.8	492	17.6
TOTALS	110	522-1033	.505	21-69	.304	311-465	.669	580	5.3	1376	12.5



24. Livingston Chatman, Lakeland, Fla. (1987-91) | 1,341

SEC Tournament Most Valuable Player in 1989 after scoring 70 points in three games and leading the Gators to the finals of the tourney for the first time since 1934... A freshman All-America selection (AP five-man Freshman All-American Team)... Scored in double figures in 71 career games... Key player in Florida's SEC Championship team (1988-89).

SEASON	G	FGM-FGA	PCT	3PT-ATT	PCT	FTM-FTA	PCT	REB	AVG	TP	AVG
1987-88	31	146-313	.466	0-0	.000	97-150	.646	199	6.4	389	12.5
1988-89	34	202-408	.495	0-6	.000	143-224	.638	216	6.3	547	16.0
1989-90	10	48-109	.440	0-3	.000	30-47	.638	70	7.0	126	12.6
1990-91	26	112-227	.493	0-2	.000	55-100	.550	145	5.6	279	10.7
TOTALS	101	508-1057	.480	0-11	.000	325-521	.624	630	6.2	1341	13.3




THOUSAND-POINT SCORERS



25. Alex Tyus, St. Louis, Mo. (2007-2011) | 1,333

Tyus went over the 1,000-point mark on March 12, 2010 against Mississippi State in the SEC Tournament. . . Started each of the final 106 appearances of his career. . . Became the 11th player since 2000 to register at least 19 points and 17 rebounds in an NCAA Tournament game, reaching those numbers in the Sweet 16 vs. BYU in 2011. . . At the end of his career, tied for second all-time with Chandler Parsons with 142 games played and never fouled out. . . Also finished as career top-10 Gator in starts (106), blocks (115) and dunks (146).

SEASON	GP-GS	MP	FGM-FGA	PCT	3PT-ATT	PCT	FT-FTA	PCT	REB	AVG	A	TO	BS	ST	PF-DQ	TP	AVG
2007-08	36-0	458	68-126	.540	0-0	.000	19-35	.543	93	2.6	11	19	23	4	38-0	155	4.3
2008-09	36-36	944	195-330	.591	0-0	.000	61-89	.685	222	6.2	24	42	28	17	65-0	451	12.5
2009-10	34-34	966	164-326	.503	4-10	.400	69-101	.683	234	6.9	15	53	35	17	54-0	401	11.8
2010-11	36-36	903	133-266	.500	2-6	.333	58-92	.630	222	6.2	30	50	29	16	64-0	326	9.1
Totals	142-106	3271	560-1048	.534	6-16	.367	207-317	.635	771	5.5	80	164	115	54	221-0	1333	9.4



26. Joe Hobbs, Sheridan, Ind. (1955-58) | 1,331

A two-time first-team All-SEC selection. . . Named to the All-SEC Coaches' team in 1957. . . A Helms Foundation All-American in 1958. . . A ninth-round 1958 NBA Draft selection by Minneapolis.

SEASON	G	FGM-FGA	PCT	3PT-ATT	FTM-FTA	PCT	REB	AVG	TP	AVG
1955-56	23	161-381	.423		54-68	.794	109	4.7	376	16.3
1956-57	24	182-445	.409		89-104	.856	74	3.1	453	18.9
1957-58	21	202-467	.434		98-114	.859	87	4.1	502	23.9
TOTALS	68	545-1293	.422		241-286	.843	270	3.9	1331	19.6



27. Andrew DeClercq, Clearwater, Fla. (1991-95) | 1,309

A four-time All-Southeastern Conference selection (All-SEC Freshman Team, Second Team All-SEC as a sophomore, Third Team All-SEC as a junior, First Team All-SEC as a senior)...Also named Academic All-SEC in 1995...A member of the 1994 USA Goodwill Games team...Named to 1994 NCAA Tournament All-East Regional Team, as he played a key role on Florida's first Final Four team... Notched 23 career double-doubles, while having 61 career games with double-figure points and 34 career games with double-figure rebounds...A 1995 second-round draft selection by Golden State who spent 11 years in the NBA.

SEASON	G	FGM-FGA	PCT	3PT-ATT	PCT	FTM-FTA	PCT	REB	AVG	TP	AVG
1991-92	33	117-231	.506	0-0	.000	57-87	.655	203	6.2	291	8.8
1992-93	28	118-208	.567	0-0	.000	59-101	.584	198	7.1	295	10.5
1993-94	37	129-237	.544	1-3	.333	68-104	.654	292	7.9	327	8.8
1994-95	30	138-270	.511	5-15	.333	115-159	.723	265	8.8	396	13.2
TOTALS	128	502-946	.531	6-18	.333	299-451	.663	958	7.5	1309	10.2



28. Patric Young, Jacksonville, Fla. (2010-14) | 1,307

A three-year starter and two-time second-team All-SEC honoree, Young also became the first three-time winner of the SEC Scholar-Athlete of the Year award...Also named an AP All-American, CoSIDA Academic All-American, the SEC Defensive Player of the Year and the NABC Pete Newell Big Man of the Year as a senior...Played every game in his four-year career, becoming the second Gator to play in 150 games (Walter Hodge, 151)...Also finished his career in UF's all-time top 10 in blocked shots, field goal percentage, minutes and games started...Notable off-court honors include the SEC Brad Davis Community Service Leader of the Year and UF's Ben Hill Griffin Award.

SEASON	GP-GS	MP	FGM-FGA	PCT	3PT-ATT	PCT	FT-FTA	PCT	REB	AVG	A	TO	BS	ST	PF-DQ	TP	AVG
2010-11	37-2	658	50-90	.556	0-0	.000	26-37	.703	139	3.8	12	25	31	21	73-0	126	3.4
2011-12	37-32	980	162-262	.618	0-0	.000	54-91	.593	238	6.4	41	57	30	18	99-3	378	10.2
2012-13	37-36	981	153-261	.586	0-0	.000	68-139	.489	232	6.3	32	56	58	34	85-2	374	10.1
2013-14	39-37	1025	171-316	.541	0-0	.000	87-146	.596	240	6.2	30	49	41	25	101-3	429	11.0
TOTALS	150-107	3644	536-929	.577	0-0	.000	235-416	.569	849	5.7	115	187	160	98	358-8	1307	8.7



29. Greg Stolt, Huntsville, Ala. (1995-99) | 1,303

A three-time SEC Academic Honor Roll selection, graduating in May of 1999. . . Received the 1999 Doug Belden Award, presented by the University Athletic Association to the top graduating student-athlete for academic achievement, athletic achievement, community involvement and leadership. . . Named co-captain with Eddie Shannon for his senior season, the first team captains under head coach Billy Donovan. . . Scored in double figures in 71 games. . . One 30-point game to his credit and 10 20-point games. . . Seven double-doubles. . . Led UF in scoring 20 times and rebounding 18 times. . . As a senior led the SEC in 3-point field goal percentage (.438). . . Led UF in scoring in the NCAA Tournament (15.7) and postseason (16.0).

SEASON	G	FGM-FGA	PCT	3PT-ATT	PCT	FTM-FTA	PCT	REB	AVG	TP	AVG
1995-96	28	69-174	.397	41-114	.360	21-25	.840	92	3.3	200	7.1
1996-97	30	126-289	.436	64-155	.413	100-118	.847	183	6.1	416	13.9
1997-98	29	120-261	.460	60-131	.458	47-59	.797	133	4.6	347	12.0
1998-99	31	117-245	.478	78-178	.438	28-42	.667	102	3.3	340	11.0
TOTALS	118	432-969	.446	243-578	.420	196-244	.803	510	4.3	1303	11.0




30. Matt Walsh, Holland, Pa. (2002-05) | 1,301

One of the most dangerous 3-point shooters in school history, Walsh scored over 1,300 points in only three years at UF. . . Hit over 42 percent from 3-point range two of his three years at UF. . . Left UF ranked fifth in both 3-pointers made and attempted (now eighth in both). . . Earned Second-Team All-SEC honors in both his sophomore and junior years. . . Twice earned National Player of the Week honors, including his first week as a collegiate athlete when he scored 26 points in his very first game. . . The MVP of the 2005 SEC Tournament after scoring 26 points in the Gators' victory over Kentucky in the title game, their first SEC Tournament Championship. . . Declared for the NBA Draft after his junior season.

SEASON	GP-GS	MP	FGM-FGA	PCT	3PT-ATT	PCT	FT-FTA	PCT	REB	AVG	A	TO	BS	ST	PF-DQ	TP	AVG
2002-03	33-33	965	128-274	.467	60-139	.432	88-119	.739	156	4.7	101	96	12	50	77-0	404	12.2
2003-04	31-31	1026	152-342	.444	63-182	.346	122-148	.824	150	4.8	86	94	8	47	74-0	489	15.8
2004-05	28-26	837	126-278	.453	69-162	.426	87-106	.821	102	3.6	85	69	7	28	51-1	408	14.6
TOTALS	92-90	2828	406-894	.454	192-483	.398	297-373	.796	410	4.5	272	259	27	125	202-1	1301	14.1



THOUSAND-POINT SCORERS



31. Vernon Delancy, Miami, Fla. (1980-84) | 1,291

Scored 38 points against Alabama in his freshman year to post the highest outing in the nation by a freshman that year. . . Named to SEC All-Freshman team in 1981. . . A 1984 third-round NBA Draft pick by Milwaukee.

SEASON	G	FGM-FGA	PCT	3PT-ATT	FTM-FTA	PCT	REB	AVG	TP	AVG
1980-81	28	192-354	.542		113-144	.785	139	5.0	497	17.8
1981-82	17	65-143	.447		45-58	.776	51	3.0	175	10.3
1982-83	28	145-301	.482		71-103	.689	82	2.9	361	12.9
1983-84	29	107-212	.505		44-67	.657	101	3.5	258	8.9
TOTALS	102	509-1010	.504		273-372	.734	373	3.7	1291	12.7



32. Chip Williams, Dunedin, Fla. (1972-75) | 1,246

First-team All-SEC choice (AP & UPI) in '74. . . Second-team All-SEC choice in '73. . . Third-team All-SEC by UPI and AP honors in '75. . . Led team in scoring in '74. . . Grabbed 775 career rebounds, averaging 10.2 per game. . . Inducted into University of Florida Hall of Fame in April of 1995.

SEASON	G	FGM-FGA	PCT	3PT-ATT	FTM-FTA	PCT	REB	AVG	TP	AVG
1972-73	25	168-353	.476		76-110	.691	303	12.1	412	16.5
1973-74	23	199-357	.557		75-96	.781	255	11.1	473	20.6
1974-75	28	151-293	.515		59-84	.702	217	7.8	361	12.9
TOTALS	76	518-1003	.516		210-290	.724	775	10.2	1246	16.4



33. Kenyan Weak, Concord, N.C. (1996-2000) | 1,234

One of the most prolific 3-point shooters in school history, who developed into a complete player during his four-year career. . . Scored in double figures 60 times, including 14 20-point games and a 31-point game vs. Auburn in the 1998 SEC Tournament. . . Started 65 games in his career. . . Tied UF single-season school record with 2.25 steals per game (Dwayne Davis in 1990-91) as a junior. . . As a sophomore, set a UF record by shooting .508 from 3-point range. It was the fifth best mark in SEC history (now sixth), led the SEC and also ranked fifth nationally.

SEASON	G	FGM-FGA	PCT	3PT-ATT	PCT	FTM-FTA	PCT	REB	AVG	TP	AVG
1996-97	28	105-217	.484	36-91	.396	15-30	.500	72	2.6	261	9.3
1997-98	26	122-238	.513	61-120	.508	26-33	.788	124	4.8	331	12.7
1998-99	24	101-218	.463	45-118	.381	24-28	.857	81	3.4	271	11.3
1999-00	37	131-250	.524	56-135	.415	53-59	.898	99	2.7	371	10.0
TOTALS	115	459-923	.497	198-464	.427	118-150	.787	376	3.3	1234	10.7



34(t). Corey Brewer, Portland, Tenn. (2004-07) | 1,225

One of the most versatile players in UF history, Brewer had the quickest defensive hands in the SEC while averaging in double-figures each of his final two years. . . He was selected the Most Outstanding Player at the 2007 Final Four, guiding the Gators to their second-straight national title. . . The 2006 SEC co-Defensive Player of the Year. . . Earned All-SEC honors both his sophomore and junior years and was an Honorable Mention AP All-American in 2007. . . The seventh overall pick in the 2007 NBA Draft by the Minnesota Timberwolves. . . Won an NBA title with the Dallas Mavericks in 2011.


SEASON	GP-GS	MP	FGM-FGA	PCT	3PT-ATT	PCT	FT-FTA	PCT	REB	AVG	A	TO	BS	ST	PF-DQ	TP	AVG
2004-05	32-32	791	87-169	.515	17-39	.436	50-86	.581	110	3.4	63	52	13	46	73-1	241	7.5
2005-06	39-37	1095	171-365	.468	42-120	.350	110-143	.769	186	4.8	128	108	16	61	97-4	494	12.7
2006-07	37-37	1053	169-356	.478	40-119	.336	112-155	.723	173	4.7	109	90	15	69	72-1	490	13.2
TOTALS	108-106	2949	426-889	.479	99-278	.356	272-384	.708	469	4.3	300	250	44	176	242-6	1225	11.3



34(t). Malcolm Cesare, Hicksville, N.Y. (1975-79) | 1,225

A 1979 Third-Team All-SEC selection. . . Finished his career as one of the top rebounders and shot-blockers in UF history at the time. . . A fourth-round NBA Draft pick by Phoenix in 1979.

SEASON	G	FGM-FGA	PCT	3PT-ATT	FTM-FTA	PCT	REB	AVG	TP	AVG
1975-76	26	93-191	.487		30-41	.732	142	5.5	216	8.3
1976-77	26	98-210	.467		40-54	.741	121	4.7	236	9.1
1977-78	27	126-255	.494		66-103	.641	181	6.7	318	11.7
1978-79	27	185-338	.547		85-112	.759	187	6.9	455	16.9
TOTALS	106	502-994	.504		221-310	.713	631	6.0	1225	11.6




36. Hans Tanzler, Jacksonville, Fla. (1946-50) | 1,221

A 1950 Third-Team All-SEC AP choice. . . Led team in scoring in 1948 (13.2). . . Captain of the 1949-50 squad. . . A former mayor of Jacksonville.

SEASON	G	FGM-FGA	PCT	3PT-ATT	FTM-FTA	PCT	REB	AVG	TP	AVG
1946-47	26	112			58				282	10.8
1947-48	25	135			60				330	13.2
1948-49	26	115			76				306	11.8
1949-50	23	111-338	.328		81-107	.757			303	13.2
TOTALS	100	473			275				1221	12.2

Other figures not available.




37. Dorian Finney-Smith, Portsmouth, Va. (2013-16) | 1,220

The first 1,000-point scorer in Florida history who transferred in, coming to UF after playing at Virginia Tech as a freshman. . . 2014 SEC Sixth Man of the Year on UF's Final Four team. . . Also helped the 2013-14 squad post a perfect 18-0 SEC record, win the SEC Tournament, and post school records with 36 wins and a 30-game win streak. . . UF's leading rebounder all three seasons and the team's leading scorer his final two seasons. . . Earned second-team All-SEC honors his junior and senior seasons. . . The only player to post a 20/15 road game during Billy Donovan's tenure, going for 22 points and 15 rebounds in Florida's overtime win at Arkansas on Jan. 11, 2014. . . Scored 1,429 career points including his season at Virginia Tech.

SEASON	GP-GS	MP	FGM-FGA	PCT	3PT-ATT	PCT	FT-FTA	PCT	REB	AVG	A	TO	BS	ST	PF-DQ	TP	AVG
2013-14	37-2	955	105-284	.370	39-133	.293	74-115	.643	247	6.7	76	61	16	16	80-2	323	8.7
2014-15	28-24	782	137-290	.472	49-115	.426	44-75	.587	174	6.2	44	54	24	32	74-4	367	13.1
2015-16	36-36	1143	169-387	.368	71-193	.368	121-165	.733	300	8.3	75	68	29	33	78-2	530	14.7
TOTALS	101-62	2880	411-961	.428	159-441	.361	239-355	.673	721	7.1	195	183	69	81	232-8	1220	12.1



THOUSAND-POINT SCORERS



38. Taurean Green, Ft. Lauderdale, Fla. (2004-07) | 1,174

One of the great point guards in UF history, he played in 111 games in three years without fouling out once. . . An All-SEC selection both his sophomore and junior years and an Honorable Mention AP All-American in 2007. . . The MVP of the 2006 SEC Tournament and the Most Outstanding Player in the 2007 NCAA Midwest Regional. . . His 184 assists as a sophomore are the fourth-highest single-season total in school history, while his .856 career clip from the free-throw line is second-best in school history. . . Drafted in the second round of the 2007 NBA Draft by the Portland Trail Blazers.


SEASON	GP-GS	MP	FGM-FGA	PCT	3PT-ATT	PCT	FT-FTA	PCT	REB	AVG	A	TO	BS	ST	PF-DQ	TP	AVG
2004-05	32-0	606	33-89	.371	16-47	.340	42-54	.778	31	1.0	69	51	1	31	51-0	124	3.9
2005-06	39-39	1302	130-355	.366	88-229	.384	171-193	.886	115	2.9	184	124	5	51	63-0	519	13.3
2006-07	40-40	1318	154-347	.444	82-202	.406	141-166	.849	96	2.4	147	107	1	42	60-0	531	13.3
TOTALS	111-79	3201	317-791	.401	186-478	.389	350-409	.856	238	2.1	397	273	7	124	174-0	1174	10.5



39. Nick Calathes, Casselberry, Fla. (2007-2009) | 1,170

Calathes was the eighth-fastest Gator ever to reach the 1,000-point club. . . He was the fastest Gator to 1,000 points since Ronnie Williams did so 27 years earlier. . . A First-Team All-SEC selection as a sophomore in 2008-09, Calathes became the first Florida player to score 30 points in a game twice in one season since Anthony Roberson in 2005. . . Led the team in scoring and assists both years on campus. . . Named the 2007-08 SEC Newcomer of the Year and broke UF's assists and assists per game marks for the second-straight season in '08-09. . . Declared for the NBA Draft after his sophomore season.


SEASON	GP-GS	MP	FGM-FGA	PCT	3PT-ATT	PCT	FT-FTA	PCT	REB	AVG	A	TO	BS	ST	PF-DQ	TP	AVG
2007-08	36-36	1174	175-411	.426	58-158	.367	144-199	.724	187	5.2	221	104	3	58	76-0	552	15.3
2008-09	36-35	1200	205-425	.482	73-187	.390	135-191	.707	192	5.3	231	119	6	68	69-0	618	17.2
TOTALS	72-71	2374	380-836	.455	131-345	.380	279-390	.715	379	5.3	452	223	9	126	145-0	1170	16.3



40. Eddie Shannon, West Palm Beach, Fla. (1995-99) | 1,168

A four-year starter. . . Named co-captain with Greg Stolt prior to his senior season, the first team captains under head coach Billy Donovan. . . Named the 1999 Frontier Most Courageous player for demonstrating extraordinary courage beyond the playing floor. . . Had a prosthetic right eye fitted on Oct. 15, 1998 after having damaged parts of his eye removed on Sept. 5th, 1998. . . Scored in double figures 59 times in his career. . . Led UF in scoring 17 times during his career and led UF in assists in 63 games. . . Had nine career 20-point game. . . Had 18 assists and just three turnovers in NCAA Tournament action and 31 assists with eight turnovers in postseason action.

SEASON	G	FGM-FGA	PCT	3PT-ATT	PCT	FTM-FTA	PCT	REB	AVG	TP	AVG
1995-96	28	94-253	.372	23-81	.284	30-42	.714	58	2.1	241	8.6
1996-97	30	124-290	.428	36-117	.308	113-145	.779	101	3.4	397	13.2
1997-98	29	111-269	.413	40-124	.323	73-108	.676	99	3.4	335	11.6
1998-99	29	61-122	.500	19-55	.345	54-72	.750	75	2.6	195	6.7
TOTALS	116	390-934	.418	118-377	.313	270-367	.736	333	2.9	1168	10.1



41. Al Bonner, Pensacola, Fla. (1974-78) | 1,157

A Third-Team All-SEC selection in '77 (UPI). . . A three-time Academic All-SEC choice. . . Led the SEC in free-throw percentage in '77 (.86.3).

SEASON	G	FGM-FGA	PCT	3PT-ATT	FTM-FTA	PCT	REB	AVG	TP	AVG
1974-75	27	54-121	.446		25-33	.758	98	3.6	133	4.9
1975-76	25	131-235	.557		36-46	.783	177	7.1	298	11.9
1976-77	26	154-265	.581		82-95	.863	144	5.5	390	15.0
1977-78	27	138-297	.465		60-80	.750	126	4.6	336	12.4
TOTALS	105	477-918	.519		203-254	.799	545	5.2	1157	11.0



42. Joakim Noah, New York, N.Y. (2004-07) | 1,133

One of the most colorful characters to ever walk on the University of Florida campus, Noah was a two-time All-American at Florida, earning Honorable Mention AP honors in 2006 and Second-Team honors in 2007. . . A First Team All-SEC honoree in both 2006 and 2007. . . He was the Most Outstanding Player of both the Minneapolis Regional and the Final Four in 2006, setting an NCAA single Tournament record with 29 blocked shots, including a Championship game record (since broken) of six vs. UCLA. . . Helped the Gators to back-to-back NCAA titles. . . The ninth overall pick in the 2007 NBA Draft by the Chicago Bulls.

SEASON	GP-GS	MP	FGM-FGA	PCT	3PT-ATT	PCT	FT-FTA	PCT	REB	AVG	A	TO	BS	ST	PF-DQ	TP	AVG
2004-05	29-0	273	36-60	.600	0-0	.000	30-52	.577	72	2.5	15	17	19	6	46-2	102	3.5
2005-06	39-38	972	202-322	.627	0-1	.000	148-202	.733	278	7.1	80	76	95	44	84-3	552	14.2
2006-07	40-40	1034	173-285	.607	1-1	1.000	132-199	.663	337	8.4	90	101	72	45	90-1	479	12.0
TOTALS	108-78	2279	408-667	.612	1-2	.500	310-453	.684	678	6.3	184	191	183	95	217-6	1133	10.4



43. Al Horford, Puerto Plata, Dominican Republic (2004-07) | 1,123

A rock-solid presence for the Gators for three years, he started 100 of 109 career games. . . The MVP of the 2007 SEC Tournament, helping the Gators to their third straight title in the event. . . Second all-time in Florida history with 189 blocked shots. . . Second in UF history with 16 career double-doubles. . . Averaged nearly a double-double his junior year, with 13.2 points and 9.5 boards per game. . . The No. 3 overall pick in the 2007 NBA Draft by the Atlanta Hawks, the second-highest a Gator has ever been drafted.

SEASON	GP-GS	MP	FGM-FGA	PCT	3PT-ATT	PCT	FT-FTA	PCT	REB	AVG	A	TO	BS	ST	PF-DQ	TP	AVG
2004-05	32-25	730	61-127	.480	0-0	.000	57-98	.582	209	6.5	28	31	51	26	79-0	179	5.6
2005-06	39-39	1011	177-291	.608	0-2	.000	88-144	.611	295	7.6	77	74	68	40	97-2	442	11.3
2006-07	38-36	1057	186-306	.608	0-2	.000	130-202	.644	360	9.5	82	69	70	28	94-2	502	13.2
TOTALS	109-100	2768	424-724	.586	0-4	.000	275-441	.624	864	7.9	187	174	189	94	270-4	1123	10.3



THOUSAND-POINT SCORERS



44. Reggie Hannah, Titusville, Fla. (1977-80) | 1,114

A 1980 Third-Team All-SEC choice (AP & UPI)...Led team in scoring as a freshman...Member of the U.S. Junior Olympic Team in 1977.

SEASON	G	FGM-FGA	PCT	3PT-ATT	FTM-FTA	PCT	REB	AVG	TP	AVG
1977-78	22	109-191	.577		81-122	.664	203	9.2	299	13.6
1978-79	27	135-253	.534		87-129	.674	231	8.6	357	13.2
1979-80	27	161-298	.540		136-193	.704	241	8.9	458	17.0
TOTALS	76	405-742	.545		304-444	.685	675	8.9	1114	14.7



45. Sonny Powell, Jacksonville, Fla. (1951-55) | 1,109

A Third-Team All-SEC selection (AP) in '55...Ranks fourth in career free-throws made (487).


SEASON	G	FGM-FGA	PCT	3PT-ATT	FTM-FTA	PCT	REB	AVG	TP	AVG
1951-52	24	66-225	.293		77-114	.675	80	3.3	209	8.7
1952-53	18	64-208	.308		75-105	.714	60	3.3	203	11.3
1953-54	22	88-244	.361		166-195	.851	63	2.9	342	15.5
1954-55	22	93-271	.343		169-211	.801	65	2.9	355	16.1
TOTALS	86	311-948	.328		487-625	.779	268	3.1	1109	12.9



46. Gary Keller, St. Petersburg, Fla. (1964-67) | 1,104

Named to the First-Team All-SEC squad (UPI) in '67...Earned AP All-SEC honors in '66 and '67...Collected Academic All-SEC honors in '67 and '68...Earned Coaches' SEC honors in '66 & '67...A 1967 sixth-round NBA Draft selection by Los Angeles.

SEASON	G	FGM-FGA	PCT	3PT-ATT	FTM-FTA	PCT	REB	AVG	TP	AVG
1964-65	25	121-242	.500		70-112	.625	247	9.9	312	12.5
1965-66	26	152-322	.472		110-197	.558	326	12.5	414	15.9
1966-67	25	143-313	.457		92-143	.643	282	11.3	378	15.1
TOTALS	76	416-877	.474		272-452	.602	855	11.3	1104	14.5



47. Harry Hamilton, Gainesville, Fla. (1946-49, 1950-51) | 1,102

Earned All-SEC Third-Team honors (AP) in '51...Led UF in scoring in '49 and '51.

SEASON	G	FGM-FGA	PCT	3PT-ATT	FTM-FTA	PCT	REB	AVG	TP	AVG
1946-47									123	
1947-48									287	
1948-49	26	132			63				327	12.6
1950-51	22	158-425	.372		49-75	.653	128	5.8	365	16.6
TOTALS	97	476			150				1102	11.4


Other figures not available.



48. Kasey Hill, Umatilla, Fla. (2013-17) | 1,087

Hill became the sixth player in SEC history to reach 1,000 points, 500 assists and 175 steals...Named to coaches second-team All-SEC and SEC All-Defensive Team as a senior...As a freshman, Hill served as the backup point guard on UF's 2014 Final Four team that went perfect in SEC play...Started every game as a senior and helped the Gators to a second-place SEC finish and back into the NCAA Tournament, making a run to the Elite Eight...At the completion of his career, Hill ranked second all-time at UF in assists, fourth in steals and 10th in games played.

SEASON	GP-GS	MP	FGM-FGA	PCT	3PT-ATT	PCT	FT-FTA	PCT	REB	AVG	A	TO	BS	ST	PF-DQ	TP	AVG
2013-14	32-8	703	57-140	.407	5-35	.143	57-86	.663	63	2.0	100	50	5	37	67-2	176	5.5
2014-15	33-32	1000	89-235	.379	8-29	.276	50-95	.526	77	2.3	149	72	8	32	66-1	236	7.2
2015-16	36-17	858	118-302	.391	19-64	.297	71-132	.538	86	2.4	120	72	11	53	87-2	326	9.1
2016-17	36-36	1041	126-311	.405	9-44	.205	88-133	.662	103	2.9	161	110	5	60	84-2	349	9.7
TOTALS	137-93	3602	390-988	.395	41-172	.238	266-446	.596	329	2.4	530	304	29	182	304-7	1087	7.9




49. Lee Humphrey, Maryville, Tenn. (2003-07) | 1,080

One of the deadliest shooters in NCAA history, Humphrey left school as the all-time leader in 3-pointers made in NCAA Tournament-history (47)...Was at his best on the biggest stage and knocked down 18 3-pointers in two Final Fours (10 in 2006, eight in 2007)...Hit a UF NCAA Tournament record seven 3-pointers vs. Oregon in the 2007 Elite Eight...A two-time SEC Scholar Athlete of the Year (2006 and 2007) and a two-time ESPN the Magazine Academic All-American.

SEASON	GP-GS	MP	FGM-FGA	PCT	3PT-ATT	PCT	FT-FTA	PCT	REB	AVG	A	TO	BS	ST	PF-DQ	TP	AVG
2003-04	26-11	494	34-72	.472	25-57	.439	5-9	.556	31	1.2	29	23	0	11	18-0	98	3.8
2004-05	32-6	521	52-130	.400	37-100	.370	14-21	.667	31	1.0	31	24	0	15	35-1	155	4.8
2005-06	38-32	1138	142-299	.475	113-246	.459	18-30	.600	71	1.9	72	39	0	28	43-0	415	10.9
2006-07	40-40	1214	145-305	.475	113-246	.459	9-13	.692	51	1.3	50	45	0	19	53-0	412	10.3
TOTALS	136-88	3367	372-807	.461	288-649	.444	46-73	.630	184	1.4	176	131	0	73	149-1	1080	7.9




THOUSAND-POINT SCORERS



50. Walter Hodge, Guaynabo, Puerto Rico (2005-09) | 1,074

The winningest player in school history, Hodge completed his career owning back-to-back NCAA titles and SEC Tournament titles during his tenure in Gainesville...With five more wins (117) than any other player in the history of Florida basketball, the guard increased his 3-pointers made in all four seasons...Hodge left the program sinking the 10th-most three-point field goals in school history (176)...Hodge holds the record for games played by a Gator (151), and is also among the top 10 all-time in minutes played with 3,587.


SEASON	GP-GS	MP	FGM-FGA	PCT	3PT-ATT	PCT	FT-FTA	PCT	REB	AVG	A	TO	BS	ST	PF-DQ	TP	AVG
2005-06	39-8	749	53-137	.387	28-76	.368	16-24	.667	41	1.1	47	49	1	39	61-0	150	3.8
2006-07	40-3	709	79-145	.545	34-68	.500	35-55	.636	47	1.2	59	47	1	17	60-0	227	5.7
2007-08	36-36	1102	143-298	.480	55-150	.367	34-45	.756	76	2.1	103	50	1	50	82-2	375	10.4
2008-09	36-36	1026	112-247	.453	59-154	.383	39-48	.713	54	1.5	84	38	2	47	77-1	322	8.9
TOTALS	151-83	3587	387-827	.468	176-448	.393	124-172	.721	218	1.4	293	184	5	153	280-3	1074	7.1



51. Erik Murphy, South Kingstown, R.I. (2009-13) | 1,052

The nation's top-shooting big man from 3-point range, Murphy hit an SEC-best .453 clip from beyond the arc as a senior on the way to first-team All-SEC honors...A two-year starter who saw his minutes and production increase throughout his career...Named to the All-SEC Tournament team as a junior and a senior and was named to the NCAA All-West Regional team as a junior...Reached the 1,000-point mark in a career-best 27-point, 12-rebound performance against LSU in the 2013 SEC Tournament...Had an ultra-efficient 10-for-10 shooting performance vs. Wisconsin on Nov. 14, 2012.


SEASON	GP-GS	MP	FGM-FGA	PCT	3PT-ATT	PCT	FT-FTA	PCT	REB	AVG	A	TO	BS	ST	PF-DQ	TP	AVG
2009-10	33-0	299	48-80	.600	0-0	-	19-30	.633	79	2.4	8	20	8	12	51-1	115	3.5
2010-11	33-1	355	54-105	.514	12-30	.400	21-28	.750	75	2.3	8	24	15	5	55-0	141	4.3
2011-12	34-32	882	131-270	.485	59-140	.421	35-43	.814	154	4.5	29	44	37	18	90-0	356	10.5
2012-13	36-34	952	164-318	.516	72-159	.453	40-51	.784	199	5.5	50	51	25	23	101-3	440	12.2
TOTALS	136-67	2488	397-773	.514	143-329	.435	115-152	.757	507	3.7	95	139	85	58	297-4	1052	7.7



52. Vernon Maxwell, Gainesville, Fla. (1984-88) | 1,046

A three-time All-SEC selection (AP, UPI and Coaches')...An AP 1988 Honorable Mention All-American...1988 First-Team All-SEC tournament choice...A 1988 second-round draft choice of the Denver Nuggets...Played for NBA World Champion Houston Rockets in 1994 and enjoyed a 13-year career in the NBA.

SEASON	G	FGM-FGA	PCT	3PT-ATT	FTM-FTA	PCT	REB	AVG	TP	AVG
1984-85	30	163-366	.445		72-105	.686	72	2.4	398	13.3
1985-86	33	262-566	.463		124-177	.701	147	4.5	648	19.6
TOTALS	63	425-932	.456		196-282	.695	218	3.4	1046	16.6



53. Chris Chiozza, Memphis, Tenn. (2014-18) | 1,025

Finished his career as the Gators' all-time assists leader and ranked fourth in steals and 10th in games played...Earned All-SEC honors as a senior, garnering first-team coaches and second-team AP honors, along with SEC All-Defensive Team accolades...Led the SEC in assist-to-turnover ratio as a senior (3.4) and a junior (2.4) and paced the conference in assists per game as a senior (6.1)...Made one of the most memorable shots in Gator history with his buzzer-beating 3-point runner to lift Florida to an overtime Sweet 16 win against Wisconsin in Madison Square Garden...Provided another one-of-a-kind moment with his pick-6 steal and layup with 0.1 seconds left to steal a comeback victory at Missouri in 2018...Posted a triple-double coming off the bench in a win vs. Missouri as a junior.

SEASON	GP-GS	MP	FGM-FGA	PCT	3PT-ATT	PCT	FT-FTA	PCT	REB	AVG	A	TO	BS	ST	PF-DQ	TP	AVG
2014-15	33-11	752	44-113	.389	21-65	.323	21-44	.477	72	2.2	72	41	1	39	54-1	130	3.9
2015-16	36-22	857	86-250	.344	41-128	.320	47-59	.797	104	2.9	156	65	2	39	82-2	260	7.2
2016-17	36-0	798	83-202	.411	30-96	.313	63-80	.788	119	3.3	135	56	0	48	79-1	259	7.2
2017-18	34-32	1088	131-314	.417	38-109	.349	76-94	.809	147	4.3	208	61	4	65	73-0	376	11.1
TOTALS	139-65	3495	344-879	.391	130-398	.327	207-277	.747	442	3.2	571	223	7	191	288-4	1025	7.4



54. Brooks Henderson, Coral Gables, Fla. (1962-65) | 1,001

Named to All-SEC Second-Team (AP & UPI) in '64...Earned Third-Team (AP) and second-team (UPI) honors in '65...Included on the SEC Coaches' Select Team in '65...Named a Helms Foundation All-American in '65 and was a First-Team All-SEC academic choice in 1964-65...Fifth in career free throw percentage (.830)...A 1965 fourth-round selection by Los Angeles.

SEASON	G	FGM-FGA	PCT	3PT-ATT	FTM-FTA	PCT	REB	AVG	TP	AVG
1962-63	19	80-202	.396		110-132	.833	90	4.7	270	14.2
1963-64	22	147-309	.476		87-103	.845	163	7.4	381	17.3
1964-65	25	105-222	.473		140-171	.813	112	4.5	350	14.0
TOTALS	66	332-733	.453		337-406	.830	365	5.5	1001	15.2

Quickest Players to Reach 1,000 Points

1. Ronnie Williams, 50 games – Reached 1,000 points (1,008 total at end of game) as a sophomore in game 22 (with 9:33 remaining in the first half) vs. Tennessee, Feb. 10, 1982
2. Tony Miller, 50 games – Reached 1,000 points (1,015 total at end of game) as a junior in game 5 (with 2:29 remaining in first half) vs. ISU, Dec. 22, 1972
3. Neal Walk, 52 games – Reached 1,000 points as a junior in game 2 vs. Univ. of Miami, Dec. 7, 1968
4. Joe Hobbs, 56 games – Reached 1,000 points as a senior in game 9 vs. ISU, Jan. 6, 1958
5. Chip Williams, 57 games – Reached 1,000 points as a junior in game 9 vs. San Jose, Dec. 30, 1974
6. Bob Emrick, 58 games – Reached 1,000 points as a junior in game 14 vs. Tennessee, Feb. 4, 1956
7. Andy Owens, 59 games – Reached 1,005 points as a junior in game 8 vs. Auburn, Jan. 3, 1970
8. Nick Calathes, 60 games – Reached 1,002 points as a sophomore in game 24 vs. Kentucky, Feb. 10, 2009
9. Vernon Maxwell, 61 games – Reached 1,016 points as a sophomore in game 31 vs. SW Missouri, March 20, 1986
10. Brooks Henderson, 66 games – Reached 1,001 points as a senior in the last game of the 1964-65 season vs. Georgia, March 5, 1965



ALL-TIME RESULTS

1915-16 | 5-1

Coach: C.J. McCoy **Captain: R.K. VanCamp**

D15	Jacksonville YMCA	A	W	30	14
J25	Columbia College	A	W	18	5
F2	Kewatin (St. Aug.)	A	L	16	22
F3	St. Augustine YMCA	A	W	46	32
F4	Jacksonville YMCA	A	W	46	42
F5	Columbia College	A	W	36	25

1916-19

(No teams because of WWI)

1919-20 | 2-5

Coach: No Coach **Captain: C.A. Coxe**

	Jacksonville YMCA	A	W	31	28
	Jacksonville YMCA	A	L	31	33
	Catholic Club (Jax)	A	W	28	16
	Stetson	A	L	28	35
	Mercer	A	L	21	30
	Macon YMCA	A	L	18	64
	Savannah	A	L	24	28

1920-21 | 5-6

Coach: W.G. Klein **Captain: W.M. Madison**

J15	Stetson	H	L	18	36
J22	Stetson	A	L	16	55
F5	Savannah YMCA	A	W	38	20
F6	NC State	A	W	39	18
F8	Trinity	A	L	21	49
F9	VMI	A	L	20	60
F10	Davidson	A	L	26	45
F11	Wofford	A	W	45	35
F12	Furman	A	W	37	25
F14	Macon YMCA	A	L	17	47
F15	Camp Benning	A	W	31	28

1921-22 | 5-5

Coach: W.G. Klein **Captain: C.Y. Byrd**

J15	Stetson	H	W	45	25
J21	Rollins	H	W	43	17
J26	Albany YMCA	A	L	17	27
J27	Camp Benning	A	L	13	45
J28	Mercer	A	L	26	27
J29	Savannah YMCA	A	L	22	26
J31	Jacksonville YMCA	A	L	18	43
F11	Rollins	A	W	48	29
F17	Savannah YMCA	H	W	41	18
F20	Trinity	H	W/OT	33	26

1922-23 | 2-5

Coach: C.Y. Byrd **Captain: Roland Moss**

J21	Rollins	H	W	42	21
F3	Georgia Tech	A	L	20	52
	Lynchburg	A	L	19	34
	VMI	A	W	19	15
	Richmond	A	L	25	27
	North Carolina	A	L	14	59
	NC State	A	L	18	30

1923-24 | 5-10

Coach: J.L. White **Captain: Edgar Jones**

J14	Southern	H	W	27	15
J15	Southern	H	W	26	22
J19	S. Jacksonville	H	W	30	29
J28	Stetson	H	W	19	9
J30	Miami YMCA	H	L	7	16
	NC State	A	L	24	41
	Davidson	A	L	22	24
	Georgia	A	L	24	45
	Macon YMCA	A	L	15	35
	Mercer	A	L	19	31
	Albany YMCA	A	L	13	66
F18	S. Jacksonville	A	L	31	34
	Stetson	A	L	21	25

F21	Southern	A	W	23	21
F22	Southern	A	L	23	29

1924-25 | 2-7

Coach: J.L. White **Captain: Edgar Jones**

J2	Coral Gables	A	L	23	37
J3	Coral Gables	A	L	16	36
	Seminole Canoe	H	W	27	11
F2	Mercer	A	L	16	34
	Fort Benning	A	L	27	43
	Coral Gables	H	L	29	39
F6	Seminole Canoe	A	L	26	34
F7	Seminole Canoe	H	L	21	34
F24	Southern	H	W	32	21

1925-26 | 7-7

Coach: Brady Cowell **Captain: Lamar Sarra**

J9	S. Jacksonville	A	L	25	30
J15	Rollins	A	W	48	13
J16	Stetson	A	W	24	23
J22	Ft. McPherson	H	W	34	22
J23	S. Jacksonville	H	W	46	22
J30	Seminole Canoe	H	W	39	16
F1	Rollins	H	W	38	14
F4	Cincinnati YMCA	H	L	26	42
F8	Mercer	A	L	21	26
F10	Georgia	A	L	27	55
F11	South Carolina	A	L	22	29
F13	North Carolina	A	L	6	42
F16	Havana	H	L	16	37
F18	Seminole Canoe	A	W	29	28

1926-27 | 6-20

Coach: Brady Cowell **Captain: Red Smith**

D11	Ralph's Cleaners	A	W	42	10
D16	Ralph's Cleaners	H	W	37	17
D30	Wilmington (OH)	A	L	18	46
D31	Goodyear	A	L	30	50
J1	Davis-Elkins	A	L	23	60
J3	Kentucky	A	L	36	44
J4	Ohio	A	L	29	38
J5	Cincinnati YMCA	A	L	26	60
J6	Denison	A	L	17	30
J8	Tennessee	A	L	19	22
J9	Georgia	A	W	33	32
J15	Auburn	A	L	34	51
J16	Ft. Benning	A	L	18	51
J17	Alabama	A	L	44	49
F8	Cincinnati YMCA	H	L	23	41
F9	Auburn	H	L	28	40
F9	Paris Is. Marines	H	W	41	28
	Masked Marvels	H	W	47	18
F14	Mercer	A	L	17	40
F15	Oglethorpe	A	L	28	41
F16	Clemson	A	L	17	33
F17	South Carolina	A	L	33	39
F18	South Carolina	A	L	20	37
F19	Furman	A	L	21	56
F26	Seminole Canoe	H	W	33	21
M2	Seminole Canoe	A	L	25	30

1927-28 | 5-16

Coach: Brady Cowell **Captain: Ion Walker**

J3	Olsons Swedes	H	L	28	53
J6	Georgia	H	L	35	37
J7	Georgia	H	L	30	40
J13	Auburn	H	L	23	39
J14	Auburn	H	L	33	43
J17	Southern	A	L	24	26
J21	Rollins	H	W	48	16
F1	Rollins	A	W	30	23
F3	Cincinnati YMCA	H	L	26	27
F4	Davis-Elkins	H	L	25	57
F6	South Carolina	A	W	41	31
F7	South Carolina	A	L	40	47

F8	Clemson	A	L	29	32
F9	Clemson	A	L	25	26
F10	Furman	A	L	21	44
F14	Southern	A	W	32	22
F15	Miami	H	L	39	40
F18	Alabama	A	L	31	36
F20	Alabama	A	W	29	21
F21	Auburn	A	L	28	50
F22	Auburn	A	L	29	38

1928-29 | 7-13

Coach: Brady Cowell

Captain: George Perrine

J4	Georgia	A	L	32	48
J5	Georgia	A	L	26	45
J7	Georgia Tech	A	L	19	36
J8	Georgia Tech	A	L	26	33
J11	Clemson	H	L	23	36
J12	Clemson	H	L	21	31
J16	Southern	H	W	28	26
J21	Cincinnati YMCA	A	L	35	44
J22	Rollins	H	W	41	17
J25	Auburn	H	W	44	34
J26	Auburn	H	L	32	39
F1	NC State	H	L	19	44
F2	NC State	H	L	20	39
F11	Alabama	H	W	22	21
F12	Alabama	H	W	34	23
F15	Alabama	A	L	28	58
F16	Alabama	A	L	33	47
F17	Auburn	A	W	46	29
F18	Auburn	A	L	26	51
F19	Albany YMCA	A	W	50	45

1929-30 | 10-4

Coach: Brady Cowell

Captain: Dale Van Sickle

J11	Georgia	H	L/OT	34	35
J15	Stetson	A	W	17	14
J17	Rollins	A	W	50	24
J18	Southern	A	W	44	31
J21	Cohen Brothers	A	W	38	26
J28	Cincinnati YMCA	H	L	26	33
J31	Stetson	H	W	40	26
F8	Rollins	H	W	44	27
F12	Clemson	A	L	28	33
F13	Clemson	A	L	20	47
F14	South Carolina	A	W	30	23
F15	South Carolina	A	W	42	17
F20	Cohen Brothers	H	W	49	26
F21	Southern	H	W	54	30

1930-31 | 10-9

Coach: Brady Cowell

Captain: Dale Waters

J3	Atwater Kent	A	W	38	26
J6	Atwater Kent	H	W	34	16
J9	Georgia	H	L	29	32
J10	Georgia	H	L	29	49
J13	Georgia Tech	H	W	39	31
J17	Vanderbilt	H	L	25	42
J19	Vanderbilt	A	L	35	43
J28	Georgia Tech	A	L	23	32
F6	Georgia	A	L	23	38
F7	Georgia	A	L	32	33
F9	Furman	A	L	21	51
F10	South Carolina	A	W	43	27
F11	South Carolina	A	W	42	30
F16	South Carolina	H	W	63	29
F17	South Carolina	H	W	39	20
F23	Rollins	H	W	44	21
	Southern Conference Tournament, Atlanta, Ga.*				
F27	Georgia Tech*	N	W	53	48
F28	Tennessee*	N	W	33	29
F29	Kentucky*	N	L	35	56



ALL-TIME RESULTS

1931-32 | 8-12

Coach: Brady Cowell

Captain: A.E. Emmelhainz

J2	Stetson	A	L	25	30
J4	Waycross	H	W	66	14
J6	Sears	H	W	55	20
J9	Georgia Tech	A	L	32	41
J15	Alabama	A	L	19	32
J16	Alabama	A	L	11	26
J18	Vanderbilt	A	L	32	36
J19	Vanderbilt	A	W	43	33
J22	Auburn	A	L	26	43
J23	Auburn	A	L	21	28
F3	Rollins	A	W	34	10
F5	Clemson	H	W	36	25
F6	Clemson	H	W	36	33
F12	Georgia	H	L	33	38
F13	Georgia	H	W	47	27
F18	Georgia	A	L	20	36
F19	Georgia	A	L	20	39
F20	Georgia Tech	A	L	23	38
Southern Conference Tournament*					
F26	Duke*	N	L	22	33
F27	Maryland*	N	W	39	24

1932-33 | 9-5 | SEC 4-4, 4th

Coach: Brady Cowell

Captain: Brennan Brown

J7	Stetson	H	W	46	38
J11	Georgia	A	L	34	37
J12	Georgia	A	W	33	32
J13	Clemson	A	W	34	28
J14	Clemson	A	W	37	33
J20	Georgia	H	W	25	22
J21	Georgia	H	W	40	39
F3	Stetson	A	W	30	18
F10	Vanderbilt	H	L	41	42
F11	Vanderbilt	H	W	43	27
F16	Albany YMCA	A	W	56	40
F17	Auburn	A	L	30	32
F18	Auburn	A	L	11	16
SEC Tournament, Atlanta, Ga.*					
F25	Kentucky*	N	L	24	48

1933-34 | 11-7 | SEC 4-2, 4th

Coach: Ben Clemmons

Captain: George Gunn

J6	Mercer	H	W	38	24
J10	Georgia	A	W	46	20
J11	Georgia	A	L	24	32
J12	Mercer	A	W	45	39
J15	House of David	H	W	50	23
F2	Georgia	H	W	37	35
F3	Georgia	H	W	47	27
F6	Stetson	A	L	30	33
F9	Clemson	A	W	36	31
F10	Clemson	A	L	26	31
F12	South Carolina	A	L	31	51
F13	South Carolina	A	L	31	36
F16	Auburn	H	W	39	21
F17	Auburn	H	L	21	23
F19	Stetson	H	W	34	19
SEC Tournament, Atlanta, Ga.*					
F24	Kentucky*	N	W	38	32
F25	Vanderbilt*	N	W	24	23
F26	Alabama*	N	L	25	41

1934-35 | 8-7 | SEC 4-3, 5th

Coach: Ben Clemmons

Captain: Welcome Shearer

D18	Duke	H	L	27	55
D19	Duke	H	W	40	21
J10	Georgia	A	W	29	27
J11	Georgia	A	L	30	34
J12	Mercer	A	W	39	24
J19	Stetson	A	W	40	32
J21	South Carolina	H	L	35	37
J22	South Carolina	H	L	16	28
F7	Alabama	A	L	25	27

F8	Auburn	A	W	35	25
F9	Auburn	A	L	34	39
F12	Stetson	H	L	25	40
F15	Georgia	H	W	29	25
F16	Georgia	H	W	47	45
F20	Oglethorpe	H	W	50	40

1935-36 | 4-11 | SEC 2-8, 11th

Coach: Ben Clemmons

Captain: George Smathers

J4	Georgia Tech	N	W	36	25
J7	Stetson	H	W	27	24
J10	Mississippi State	A	L	32	51
J11	Mississippi State	A	L	22	36
J14	Stetson	A	L	23	30
J17	Georgia	H	L	28	37
J18	Georgia	H	L	32	43
F7	Georgia	A	L	32	40
F8	Georgia	A	L	22	27
F13	Wake Forest	A	L	32	34
F14	Duke	A	L	31	42
F15	Wake Forest	A	W	32	24
F17	Georgia Tech	A	L	22	39
F21	Auburn	H	L	16	32
F22	Auburn	H	W	20	13

1936-37 | 5-13 | SEC 1-9, 12th

Coach: Josh Cody

Captain: Floyd Christian

J4	Clemson	H	W	52	36
J5	Clemson	H	L	30	31
J8	Mississippi State	H	L	25	27
J9	Mississippi State	H	L	16	33
J13	Georgia Tech	H	L	25	35
J15	Georgia	H	L	30	31
J16	Georgia	H	W	36	18
J19	Stetson	A	L	32	34
F2	Tampa	H	W	29	14
F4	Georgia St. Teachers	A	L	35	39
F5	Georgia	A	L	19	36
F6	Georgia	A	L	27	28
F8	Mercer	A	W	48	32
F12	Auburn	A	L	34	35
F13	Auburn	A	L	40	51
F15	Georgia Tech	A	L	37	43
F18	Stetson	H	W	40	33
F20	Tampa	A	L	14	29

1937-38 | 11-9 | SEC 3-7, 11th

Coach: Sam McAllister

Captain: Charlie Crejcie

D16	Duke	H	L	25	33
D17	Duke	H	L	33	37
J4	Wofford	H	W	47	33
J7	Naval Air Station Jax	H	W	42	37
J10	Stetson	H	W	39	27
J14	Georgia	H	L	31	34
J15	Georgia	H	W	38	32
J17	Havana	H	W	45	25
F2	Albany YMCA	A	W	34	27
F4	Georgia	A	W	41	35
F5	Georgia	A	L	27	28
F8	Tampa	A	W	24	21
F11	Tampa	H	W	34	18
F14	Vanderbilt	A	L	24	59
F15	Sewanee	A	L	31	33
F16	Tennessee	A	L	28	42
F17	Georgia Tech	A	L	40	54
F22	Stetson	A	L	32	47
F25	Auburn	H	W	43	34
F26	Auburn	H	W	51	35

1938-39 | 9-6 | SEC 5-4, 7th

Coach: Sam McAllister

Captain: Game

D16	NC State	H	L	21	54
D17	NC State	H	L	30	33
J6	Southern	H	W	62	26
J13	Georgia	H	W	26	15

J14	Georgia	H	L	18	35
J17	Stetson	A	W	32	29
F4	Georgia Tech	H	W	33	29
F6	Sewanee	H	W	33	27
F7	Sewanee	H	W	44	37
F9	Southern	A	W	38	24
F14	Georgia	A	L	32	42
F15	Georgia	A	L	18	43
F18	Stetson	H	W	28	26
F24	Auburn	A	L	38	40
F25	Auburn	A	W	31	25

1939-40 | 13-9 | SEC 5-4, 5th

Coach: Sam McAllister **Captains: Henry Chalker, Jack Maynard**

D8	Southern	H	W	60	33
D14	Alabama	H	L	45	48
D15	Alabama	H	L	38	47
D27	Washington College	A	L	30	45
D28	Seton Hall	A	L	40	43
D29	Scranton	A	L	33	39
D30	George Washington	A	L	36	49
J6	Southern	A	W	77	29
J12	Georgia	H	W	45	36
J13	Georgia	H	W	36	25
J15	Georgia Tech	A	W	45	40
F5	Stetson	A	W	42	30
F6	Tampa	A	W	53	35
F8	Miami	H	W	36	23
F9	Miami	H	W	53	26
F12	Georgia	A	L	37	46
F13	Georgia	A	L	35	54
F16	Tampa	H	W	48	30
F19	Stetson	H	W	48	21
F23	Tennessee	H	W	41	38
F24	Auburn	A	W	42	37
SEC Tournament, Knoxville, Tenn.*					
M2	Tennessee*	N	L	32	42

1940-41 | 15-3 | SEC 6-2, 2nd

Coach: Sam McAllister

Captain: Frank Vinshannis

D12	Southern	A	W	43	19
D16	Alabama	A	W	36	28
D17	Alabama	A	L	22	28
D18	Mississippi	A	W	35	26
D20	Mississippi State	A	W	53	28
J10	Georgia	A	W	39	34
J11	Georgia	A	W	44	42
J31	Southern	A	W	47	31
F1	Stetson	A	W	36	32
F3	Union College (Ky.)	A	W	46	26
F10	Georgia	A	L	40	46
F11	Georgia	H	W	46	44
F18	Stetson	H	W	51	42
F21	Miami	A	W	48	35
F22	Miami	A	W	62	50
F24	Rollins	A	W	65	35
SEC Tournament, Louisville, Ky.*					
F28	Vanderbilt*	N	W	48	41
F29	Tennessee*	N	L	26	47

1941-42 | 8-9 | SEC 3-8, 9th

Coach: Sam McAllister

Captain: Steve Ellish

D12	Southern	H	W	51	36
D15	Alabama	H	L	30	37
D16	Alabama	H	L	28	33
J9	Georgia	H	L	33	42
J10	Georgia	H	W	29	28
F3	Southern	A	W	50	22
F5	Miami	H	W	47	31
F6	Miami	H	W	37	34
F9	Georgia	A	L	26	27
F10	Georgia	A	L	27	39
F12	Naval Air Station	A	W	38	37
F14	Mississippi	A	W	46	35
F16	Mississippi State	A	W	48	47



ALL-TIME RESULTS

F17	Mississippi State	A	L	31	48
F19	Auburn	H	L	23	47
F20	Auburn	H	L	36	38
SEC Tournament, Louisville, Ky.*					
F26	Kentucky*	N	L	36	42

1942-43 | 8-7 | SEC 0-6, 12th

Coach: Spurgeon Cherry		Captain: Doyle Carlton			
D11	Alabama	A	L	30	39
D12	Alabama	A	L	26	32
D14	Mississippi State	H	L	35	43
D15	Mississippi State	H	L	29	33
D16	Mississippi	A	L	32	35
D17	Mississippi	A	L	44	51
J8	O.C.S.	H	W	63	12
J12	305th Fighter Squad	A	W	70	24
J15	Tampa	H	W	55	24
J16	Tampa	H	W	61	36
J22	120th Infantry	A	W	53	27
F10	Naval Inshore Patrol	A	W	52	35
F11	197th Field Artillery	A	W	66	28
F13	Ft. Benning Par	A	L	31	33
F17	Naval Air Gunnery	A	W	74	53

1943-44

No team because of WWII

1944-45 | 7-12 | SEC 4-2, 4th

Coach: Spurgeon Cherry		Captain: Doug Belden			
D13	Cedar Key AAF	H	W	77	24
D15	Pinellas AAF	H	L	34	40
J4	Lee Field	H	L	47	57
J9	Jacksonville NAS	H	L	26	46
J11	Camp Blanding	H	L	44	46
J13	Georgia	A	W	46	28
J27	Jacksonville NAS	H	L	26	64
J30	Jacksonville NAS	H	L	34	45
J31	Camp Blanding	A	W	39	36
F2	Camp Blanding	A	L	36	50
F6	Jacksonville NAS	A	L	44	67
F8	Waycross Air Base	A	W	42	40
F12	Auburn	A	W	58	33
F13	Auburn	A	L	40	42
F17	Georgia	A	W	52	36
F19	Auburn	H	L	41	43
F20	Auburn	H	W	62	48
F23	Welch Army Hospital	H	L	45	50
SEC Tournament, Louisville, Ky.*					
M1	Kentucky*	N	L	35	57

1945-46 | 7-14 | SEC 2-6, 10th

Coach: Spurgeon Cherry		Captain: Kenneth Hartsaw			
D14	Maritime Academy	H	W	79	38
J3	Jacksonville NAS	A	L	38	47
J7	Welch Army Hospital	H	L	30	36
J9	Camp Blanding	A	L	44	49
J11	Jacksonville NAS	H	L	29	41
J14	Camp Blanding	H	W	64	40
J24	Orlando AFB	A	W	59	34
J25	Welch Army Hospital	A	L	40	45
J26	Orlando AFB	A	W	60	35
J29	Auburn	A	L	36	49
J30	Auburn	A	L	40	51
F1	Georgia Tech	A	L	53	64
F2	Georgia	A	W	67	56
F5	Green Cove	H	L	39	65
F8	Auburn	H	L	53	60
F9	Auburn	H	W	53	34
F11	Jacksonville Cavs	A	W	66	41
F12	Green Cove	A	L	38	53
F18	Georgia	H	L	41	44
F23	Georgia Tech	H	L	50	58
SEC Tournament, Louisville, Ky.*					
F28	Kentucky*	N	L	32	69

1946-47 | 17-9 | SEC 4-4, 6th

Coach: Sam McAllister		Captain: Game			
D8	Southern	H	W	47	24
D9	Spring Hill	H	W	49	36
D13	Mississippi State	A	L	25	55
D15	Alabama	A	L	18	45
D17	Duke	A	L	37	44
D19	Banana River NAS	A	W	54	44
D20	Miami	A	L	33	36
D21	Miami	A	L	35	39
J3	Miami	H	W	42	28
J4	Miami	H	W	61	28
J7	Jacksonville NAS	A	W	50	44
J9	Daytona Beach	A	W	45	31
J11	Georgia	H	W	50	47
J14	Stetson	A	W	39	31
J17	Auburn	H	W	48	32
J18	Auburn	H	W	39	28
J23	Jacksonville NAS	H	L	41	43
J25	Tampa	H	W	50	30
F7	Auburn	A	W	48	42
F8	Auburn	A	L	30	36
F11	Banana River NAS	H	W	58	37
F14	Georgia	A	L	43	59
F19	Stetson	H	W	56	38
F21	Southern	A	W	63	38
F22	Tampa	A	W	49	37
SEC Tournament, Louisville, Ky.*					
M1	LSU*	N	L	45	60

1947-48 | 15-10 | SEC 5-7, 7th

Coach: Sam McAllister		Captain: Game			
D3	Tampa	H	W	70	43
D8	Mississippi State	H	W	53	47
D12	Auburn	H	L	41	43
D13	Auburn	H	W	47	39
D19	Miami	H	L	50	67
D20	Miami	H	W	58	55
J5	LSU	A	W	38	36
J6	Tulane	A	L	35	52
J10	Southern	A	W	74	49
J13	Jacksonville NAS	H	W	82	51
J17	Tampa	A	W	40	30
J20	Stetson	A	W	55	31
J23	Georgia	H	L	52	55
J24	Georgia	H	W	46	38
F6	Auburn	A	L	50	53
F7	Auburn	A	W	39	37
F10	Southern	H	W	87	43
F13	Georgia Tech	H	L	42	65
F14	Georgia	A	L	44	56
F17	Stetson	H	W	48	39
F20	Miami	A	W	72	50
F21	Miami	A	L	49	52
F25	Jacksonville NAS	A	W	77	59
F28	Georgia Tech	A	L	55	63
SEC Tournament, Louisville, Ky.*					
M4	Kentucky*	N	L	31	87

1948-49 | 11-15 | SEC 4-8, 9th

Coach: Sam McAllister		Captain: Bill Atkinson			
D4	Southern	A	W	83	61
D8	Stetson	H	W	67	34
D11	LSU	H	L	50	52
D14	Tampa	A	W	50	45
D17	Tennessee	H	L	52	58
D28	Pittsburgh	A	L	40	50
D29	Pittsburgh	A	L	39	45
J3	Tulane	H	L	51	63
J8	Auburn	H	W	61	45
J12	Southern	H	L	50	51
J14	Miami	A	L	65	75
J15	Miami	A	L	42	44
J18	Stetson	A	W	54	47
J21	Georgia	H	L	48	59

F8	Lawrence Tech	H	W	64	58
F10	Georgia Tech	A	L	49	57
F11	Georgia	A	L	39	63
F12	Georgia	A	W	55	49
F15	Tampa	H	W	68	62
F17	Auburn	A	L	43	44
F18	Mississippi State	A	W	40	37
F19	Mississippi	A	W	63	61
F22	Miami	H	W	90	56
F23	Miami	H	L	50	60
F26	Georgia Tech	H	L	56	66
SEC Tournament, Louisville, Ky.*					
M3	Kentucky*	N	L	36	73

1949-50 | 9-14 | SEC 4-10, 11th

Coach: Sam McAllister		Captains: Hans Tanzler, Julian Miller			
D1	Florida Southern	A	W	49	37
D3	Mississippi State	A	W	63	45
D10	Miami	A	W	60	53
D16	Tulane	A	L	50	69
D17	LSU	A	L	49	73
J7	Alabama	H	L	48	51
J9	Mississippi	H	L	46	54
J12	Stetson	H	W	64	51
J14	Auburn	A	L	46	72
J17	Tampa	A	L	50	63
J20	Georgia	H	W	54	49
J21	Georgia	H	L	48	57
F3	Tennessee	A	L	56	65
F4	Vanderbilt	A	L	34	54
F7	Florida Southern	H	L	62	67
F10	Georgia Tech	A	L	38	69
F11	Georgia	A	L	77	52
F14	Stetson	A	L	53	57
F18	Miami	H	W	66	46
F20	Auburn	H	W	43	41
F22	Tampa	H	W	59	52
F25	Georgia Tech	H	W	59	41
SEC Tournament, Louisville, Ky.*					
M2	LSU*	N	L	57	66

1950-51 | 11-12 | SEC 6-8, 8th

Coach: Sam McAllister		Captain: Ted Jaycox			
D6	Florida Southern	H	W	71	51
D9	LSU	A	L	59	77
D14	Kentucky	A	L	37	85
D16	Tennessee	A	L	54	60
D18	Vanderbilt	A	L	64	81
J6	Stetson	A	W	63	61
J8	Mississippi	H	W	69	58
J12	Georgia	A	L	48	61
J13	Georgia Tech	A	W	56	54
J16	Stetson	H	W	70	62
J18	Tampa	H	L	49	51
J20	Alabama	H	W	59	55
F2	Miami	A	W	78	71
F3	Florida Southern	A	L	58	69
F6	Tulane	H	W	72	64
F10	Georgia	H	L	58	75
F13	Miami	H	W	71	61
F15	Tampa	A	L	56	70
F17	Auburn	H	W	82	61
F19	Mississippi State	H	W	68	61
F23	Auburn	A	L/OT	77	83
F24	Alabama	A	L	61	79
SEC Tournament, Louisville, Ky.*					
M1	Tulane*	N	L	52	62

1951-52 | 15-9 | SEC 7-7, 7th

Coach: John Mauer		Captain: Game			
D5	Wofford	H	W	76	52
D8	Stetson	H	W	63	56
D15	Florida Southern	H	W	79	51
D17	Miami	H	W	69	65
D19	Tennessee	H	W	58	47



ALL-TIME RESULTS

Gator Bowl Tournament*				
D27	Clemson*	N	W	73 62
D28	Georgia*	N	W	62 47
D29	Florida State	A	W	61 51
J3	Auburn	H	W	64 63
J5	Alabama	H	W	55 53
J12	Kentucky	H	L	52 99
J16	Georgia	A	W	74 55
J19	Vanderbilt	H	W	86 70
F2	Mississippi	A	L	45 56
F4	Alabama	A	L	59 67
F6	Mississippi State	A	L	58 72
F8	Auburn	A	L	52 61
F12	Georgia	H	W	74 60
F16	Georgia Tech	H	W	81 73
F18	Miami	A	L	68 76
F22	Tulane	A	L	77 102
F23	LSU	A	L	57 65
SEC Tournament, Louisville, Ky.#				
F29	Vanderbilt#	N	W	66 63
M1	LSU#	N	L	69 77

1952-53 | 13-6 | SEC 8-5, 3rd

Coach: John Mauer **Captains: Roy Roberts, Rick Casares**

D10	Florida Southern	H	W	74 56
D13	Stetson	H	W	77 74
D15	Miami	H	L	73 75
D19	Mississippi State	A	W	79 75
Gator Bowl Tournament*				
D29	Georgia Tech*	N	W	68 60
D30	Georgia St. Teachers*	N	W	73 61
J5	Alabama	H	W	69 64
J12	Vanderbilt	A	L	73 85
J16	Tulane	H	W	87 57
F2	Miami	H	W	78 56
F4	Auburn	A	W	66 62
F6	Alabama	A	W	61 60
F10	LSU	H	L	56 68
F14	Georgia Tech	A	W	76 65
F16	Georgia	A	L	58 61
F21	Auburn	A	W	71 67
F23	Tennessee	A	L	73 82
F28	Mississippi	H	L	61 64
M2	Georgia	H	W	79 73

1953-54 | 7-15 | SEC 3-11, 10th

Coach: John Mauer **Captain: Game**

D5	Stetson	H	L	55 74
D9	Wofford	A	W	100 63
D12	Miami	A	L	75 85
D18	Tampa	H	W	89 65
Gator Bowl Tournament*				
D28	Georgia St. Teachers*	N	L	86 99
D29	Georgia*	N	L	72 84
D30	Georgia Tech*	N	W	63 59
J2	Georgia	H	W	76 64
J9	Tulane	A	L	64 86
J11	LSU	A	L	59 91
J15	Miami	H	W	75 52
J29	Auburn	H	L	76 83
F1	Alabama	H	L	71 80
F6	Tennessee	H	L	58 62
F8	Kentucky	H	L	55 97
F13	Auburn	A	L	65 85
F15	Alabama	A	L	58 85
F20	Mississippi State	A	L	66 70
F22	Mississippi	A	L	66 86
F27	Vanderbilt	H	L	68 76
M1	Georgia Tech	H	W	77 59
M6	Georgia	A	W	78 76

1954-55 | 12-10 | SEC 5-9, 9th

Coach: John Mauer **Captain: Sonny Powell**

D4	Wofford	H	W	76 61
D8	Rollins	H	W	86 65

D11	Stetson	H	W	78 70
D13	Tampa	H	W	68 61
D16	Miami	A	W	70 61
Gator Bowl Tournament*				
D28	Florida State*	N	W	82 79
D29	Spring Hill*	N	L	60 66
J3	Georgia	H	W	81 68
J8	Tulane	H	L	74 85
J10	LSU	H	W	78 73
J13	Miami	H	W	80 68
J29	Auburn	A	L	69 91
J31	Alabama	A	W	76 74
F3	Kentucky	A	L	63 87
F5	Tennessee	A	L	75 102
F12	Auburn	H	L	66 70
F14	Alabama	A	L	80 89
F19	Mississippi State	H	W	77 66
F21	Mississippi	H	W	78 72
F26	Vanderbilt	A	L	72 100
F28	Georgia Tech	A	L	68 88
M4	Georgia	A	L	61 69

1955-56 | 11-12 | SEC 4-10, 11th

Coach: John Mauer **Captain: Ted Copeland**

D5	Wofford	H	W	85 66
D8	Rollins	H	W	99 60
D14	Tampa	H	W	110 62
D18	Stetson	H	W	92 74
D19	Miami	A	W	74 69
All-American City Tournament*				
D28	Pittsburgh*	N	W	98 72
D30	Evansville*	N	L	69 85
D31	Kentucky Wesleyan*	A	L	62 73
J2	Auburn	A	L	77 89
J7	Tulane	A	W	61 54
J9	LSU	A	L	90 91
J13	Miami	H	W	87 85
J30	Georgia	A	L	73 93
F4	Tennessee	H	W	68 64
F6	Kentucky	H	L	70 81
F11	Auburn	A	L	73 77
F13	Alabama	A	L	74 109
F18	Mississippi State	A	L	74 84
F20	Mississippi	A	L	77 90
F25	Vanderbilt	H	L	75 80
F27	Georgia Tech	H	W	66 48
M3	Georgia	H	W	82 69
M5	Alabama	H	L	75 82

1956-57 | 14-10 | SEC 6-8, 8th

Coach: John Mauer **Captain: Bob Emrick**

D5	Tampa	H	W	94 63
D8	Stetson	H	W	84 69
D10	Florida State	H	W	67 65
D15	Miami	A	W	89 65
Carrousel Tournament*				
D17	Muhlenberg*	N	W	97 90
D18	Wake Forest*	N	L	53 55
D19	St. Joseph's*	N	W	86 72
Gator Bowl Tournament#				
D27	South Carolina#	N	L	71 77
D28	Clemson#	N	W	105 71
D31	Georgia	H	L	62 69
J5	Tulane	H	W	70 62
J7	LSU	H	W	74 50
J10	Miami	H	W	98 63
J26	Alabama	A	W	93 71
J28	Auburn	A	L	61 76
F2	Kentucky	A	L	61 88 -/4
F4	Tennessee	A	L	79 97
F9	Auburn	H	L	70 73
F11	Alabama	H	L	65 66
F16	Mississippi State	H	W	89 80
F18	Mississippi	H	W	92 81
F23	Vanderbilt	A	L	59 76 -/10

F25	Georgia Tech	A	L	57 64
M2	Georgia	A	W	85 65

1957-58 | 12-9 | SEC 7-8, 9th

Coach: John Mauer **Captain: Joe Hobbs**

D4	Stetson	H	W	79 65
D7	Georgia	A	L	60 66
D11	Florida State	A	W	71 70
D16	Rollins	H	W	87 63
D21	Miami	A	W	73 64
Gator Bowl Tournament*				
D30	Clemson*	N	W	76 64
D31	Georgia*	N	W	76 65
J4	Tulane	A	L	75 84
J6	LSU	A	W	81 57
J11	Auburn	H	W	90 66
J13	Alabama	H	W	66 62
J16	Miami	H	W	75 70
J31	Kentucky	H	L	56 78 -/8
F3	Tennessee	H	L	91 100
F8	Auburn	A	L	69 76
F10	Alabama	A	L	55 62
F15	Mississippi State	A	L	78 90 -/18
F17	Mississippi	A	L	65 67
F22	Vanderbilt	H	W	73 53
F24	Georgia Tech	H	L	61 62
M1	Georgia	H	W	90 73

1958-59 | 8-15 | SEC 2-12, 11th

Coach: John Mauer **Captains: Charlie Pike, Dick Hoban**

D1	Erskine	H	W	107 61
D3	Georgia	H	L	63 66
D8	Stetson	H	W	73 62
D10	Rollins	H	W	84 54
D13	Florida State	A	L	60 82
D17	Miami	A	L	82 92
D20	Florida Southern	H	W	78 63
Gator Bowl Tournament*				
D29	Mississippi*	N	L	47 71
D30	Georgia*	N	W	58 55
J3	Tulane	H	L	62 68
J5	LSU	H	W	69 63
J10	Auburn	H	L	54 63 -/6
J12	Alabama	H	L	77 82
J15	Miami	H	W	85 70
J31	Kentucky	A	L	51 94 -/1
F2	Tennessee	A	L	70 100
F7	Alabama	A	L	59 67
F9	Auburn	A	L	71 93 -/4
F14	Mississippi State	H	L	68 105 -/10
F16	Mississippi	H	W	102 97
F21	Vanderbilt	A	L	66 77
F23	Georgia Tech	A	L	72 76
F28	Georgia	A	L	67 85

1959-60 | 6-16 | SEC 3-11, 11th

Coach: John Mauer **Captain: Bob Sherwood**

D2	Tampa	H	W	79 63
D5	Florida State	H	W	81 71
D7	Florida Southern	H	W	88 70
D12	Georgia	A	L	61 75
D15	Stetson	H	L	74 79
D19	Miami	A	L	77 79
Hurricane Classic*				
D28	Xavier*	N	L	74 86
D29	Brigham Young*	N	L	65 74
J2	LSU	A	W	73 63
J4	Tulane	A	L	55 71
J9	Auburn	H	L	69 73
J11	Alabama	H	W	89 76
J14	Miami	H	L/OT	65 70 -/15
J29	Kentucky	H	L	62 75 -/15
F1	Tennessee	H	L	68 84
F6	Alabama	A	L	56 67
F8	Auburn	A	L	51 89 -/17



ALL-TIME RESULTS

F13	Mississippi	A	L	81	90
F15	Mississippi State	A	L	75	81
F20	Vanderbilt	H	W/OT	81	75
F22	Georgia Tech	H	L/OT	55	69
F27	Georgia	H	L	73	75

1960-61 | 15-11 | SEC 9-5, 4th

Coach: Norm Sloan **Captain: Bob Shiver**

D2	Wake Forest	A	L	79	85
D5	Rice	A	L	63	68
D6	Southern Methodist	A	L	64	74
D10	Texas Tech	H	W	79	76
D14	Florida State	A	W	74	67
D17	Miami	A	L	74	93
D21	Duke	A	L	64	83
Gator Bowl Tournament*					
D28	Jacksonville*	N	W	82	68
D29	Navy*	N	L/OT	62	69
D30	Georgia*	N	W	73	58
J7	LSU	H	W	79	75
J9	Tulane	H	W	83	79
J11	Miami	H	W	81	73
J13	Auburn	A	W	58	53
J28	Georgia	A	W	90	68
J30	Alabama	H	W	52	50
F4	Kentucky	A	L	68	89
F6	Tennessee	A	L	68	83
F11	Alabama	A	L	56	64
F13	Auburn	A	W	78	60
F18	Mississippi State	H	W	59	57
F20	Mississippi	H	W/OT	81	77
F22	Florida State	H	W	75	74
F25	Vanderbilt	A	L	60	77
F27	Georgia Tech	A	L	50	52
M4	Georgia	A	W	78	74

1961-62 | 12-11 | SEC 8-6, 4th

Coach: Norm Sloan **Captain: Lou Merchant**

D1	Duke	A	L	58	80
D4	Rice	H	W	70	67
D7	Florida State	H	L	71	85
D12	Wake Forest	H	W	71	65
D16	Miami	A	L	61	66
D19	Georgia	A	L/OT	72	78
Gator Bowl Tournament*					
D28	Navy*	N	W	68	63
D29	Virginia Tech*	N	L	69	78
J6	LSU	A	L	57	74
J8	Tulane	A	L	47	59
J11	Miami	H	W	74	62
J13	Auburn	H	W	43	40
J15	Alabama	H	W	74	53
F2	Kentucky	H	L	69	81
F5	Tennessee	H	W	92	83
F10	Alabama	A	W	69	62
F12	Auburn	A	L	60	64
F17	Mississippi State	A	L	45	67
F19	Mississippi	A	W	63	62
F21	Florida State	A	L	56	79
F24	Vanderbilt	H	W	78	68
F26	Georgia Tech	H	W/OT	82	75
M3	Georgia	H	W	105	78

1962-63 | 12-14 | SEC 5-9, 9th

Coach: Norm Sloan **Captain: Buddy Bales, Tom Barbee**

N30	Miami	A	L/OT	87	91
D3	Jacksonville	H	W/2OT	82	81
D6	Florida State	A	W	80	59
D8	Texas Tech	A	W/OT	71	69
D10	Tulsa	A	L	79	85
D15	Wake Forest	H	W	73	67
Gator Bowl Tournament*					
D27	Rice*	N	W	66	57
D28	Georgia Tech*	N	L	61	63
J5	LSU	H	L	63	72

J7	Tulane	H	W	109	74
J10	Miami	H	L	77	86
J12	Auburn	H	L	56	81
J14	Alabama	H	W/OT	69	67
J19	Georgia	H	W	90	58
J23	Florida State	H	W	90	86
J28	The Citadel	H	W	83	75
J30	West Virginia	A	L	67	114
F2	Kentucky	A	L	71	94
F4	Tennessee	A	W	84	73
F9	Alabama	A	L	74	75
F11	Auburn	A	L	59	88
F16	Mississippi State	H	W	73	52
F18	Mississippi	H	L	63	72
F23	Vanderbilt	A	L	74	78
F25	Georgia Tech	A	L	69	89
M2	Georgia	A	L	77	79

1963-64 | 12-10 | SEC 6-8, 9th

Coach: Norm Sloan **Captains: Mont Highley**

D3	Florida State	A	W	78	55
D7	Miami	A	L	79	95
D11	Tampa	H	W	108	75
D21	Tulsa	H	L	82	86
Gator Bowl Tournament*					
D26	Manhattan*	N	W	100	75
D27	Air Force*	N	W	74	68
J4	Tulane	A	W	86	79
J6	LSU	A	L	65	87
J9	Miami	H	W	114	91
J11	Auburn	H	W	63	46
J18	Georgia	H	L	57	59
J22	Florida State	H	W	52	50
J27	Alabama	H	W	86	60
F1	Kentucky	H	L	72	77
F3	Tennessee	H	L	58	59
F8	Alabama	A	W	97	71
F10	Auburn	A	L	58	79
F17	Mississippi State	A	L	61	68
F15	Mississippi	A	L	91	98
F22	Vanderbilt	H	L	79	91
F24	Georgia Tech	H	W	92	73
F29	Georgia	A	W	69	64

1964-65 | 18-7 | SEC 11-5, 4th

Coach: Norm Sloan **Captain: Brooks Henderson**

D2	VMI	H	W	68	59
D5	Stetson	H	W	90	57
D9	Florida State	A	L	50	51
D19	Miami	A	L	58	67
D21	North Carolina	H	W	73	54
Gator Bowl Tournament*					
D29	Wake Forest*	N	W	82	65
D30	Texas*	N	W	62	49
J2	Tulane	H	W	85	63
J4	LSU	H	W	102	62
J9	Auburn	A	L	63	74
J14	Mississippi State	A	W	74	59
J16	Mississippi	A	W	60	39
J21	Miami	H	W	86	69
J23	Kentucky	H	W	84	68
J25	Alabama	A	W	67	51
J30	Kentucky	A	L	61	78
F1	Tennessee	A	L	43	75
F8	Auburn	H	L	79	83
F13	Mississippi State	H	W	68	51
F15	Mississippi	H	W	85	53
F20	Vanderbilt	A	L	78	80
F23	Florida State	H	W	77	65
F27	Georgia	A	W	83	74
M1	Tennessee	H	W	58	56
M5	Georgia	H	W	90	66

1965-66 | 16-10 | SEC 9-7, 5th

Coach: Norm Sloan **Captains: Paul Morton, Bob Hoffmann**

D1	Jacksonville	H	W	80	59
D4	Miami	A	W	77	66
D8	Florida State	H	W	75	62
D18	North Carolina	A	L	59	66
D21	Washington	A	W	66	60
D22	Washington	A	L	69	78
Gator Bowl Tournament*					
D29	DePaul*	N	W	72	64
D30	Penn State*	N	L	52	54
J3	Alabama	H	W	56	53
J8	Kentucky	H	L	64	78
J12	Miami	H	W	111	66
J15	Mississippi	H	W	79	49
J18	Florida State	A	W	74	65
J22	Georgia	A	W	65	52
J24	Auburn	A	W	68	64
J29	Mississippi	A	W	96	61
J31	Mississippi State	A	L	68	76
F5	Tennessee	A	L	47	76
F7	Kentucky	A	L	75	85
F9	Auburn	H	L	66	86
F14	Mississippi State	H	W	78	74
F19	Vanderbilt	H	L	86	89
F21	Tennessee	H	W	67	63
F26	Tulane	A	W	76	59
F28	LSU	A	L	73	86
M4	Georgia	H	W	59	49

1966-67 | 21-4 | SEC 14-4, 2nd

Coach: Tommy Bartlett **Captain: Skip Highley**

D1	Jacksonville	A	W	93	59
D3	Miami	A	W	113	88
D7	Florida State	H	W	50	30
D17	Kentucky	A	W	78	75
D19	Vanderbilt	A	L	69	77
Gator Bowl Tournament*					
D28	Georgia*	N	W	78	64
D29	Virginia Tech*	N	W	92	73
D31	Mississippi	H	W	79	63
J2	Mississippi State	H	W	63	54
J7	LSU	A	W	87	70
J9	Mississippi	A	W	78	63
J14	Kentucky	H	W	89	72
J16	Tennessee	H	L	53	66
J21	Tennessee	A	L	42	56
J23	Georgia	A	W	63	61
J28	Alabama	A	W	86	74
J30	Auburn	A	L	61	87
F4	Vanderbilt	H	W	83	75
F6	Alabama	H	W	82	50
F8	Miami	H	W	73	57
F11	LSU	H	W	95	71
F18	Auburn	H	W	70	59
F22	Florida State	A	W	90	75
F25	Mississippi State	A	W	59	54
M4	Georgia	H	W	96	63

1967-68 | 15-10 | SEC 11-7, 5th

Coach: Tommy Bartlett **Captain: David Miller**

D1	Jacksonville	H	W	109	73
D4	Kentucky	A	L	76	99
D7	Florida State	A	W	95	87
D9	West Virginia	A	W	82	72
D18	Vanderbilt	H	W	74	72
D20	Wisconsin	A	L	81	86
Gator Bowl Tournament*					
D27	St. Joseph's*	N	L	69	89
D28	Mississippi State*	N	L	65	66
J1	Mississippi State	A	L	55	56
J3	Mississippi	A	W	70	68
J6	LSU	H	W	97	90
J8	Mississippi	H	W	94	75
J13	Kentucky	H	W	96	78



ALL-TIME RESULTS

J15	Tennessee	A	L	52	67	-/4
J20	Tennessee	H	W	59	46	-/4
J22	Georgia	H	W	90	63	
J27	Alabama	H	W	88	75	
J29	Auburn	H	W	65	60	
F3	Vanderbilt	A	W	91	85	-/7
F5	Alabama	A	W	64	59	
F10	LSU	A	L	92	93	
F17	Auburn	A	L	65	73	
F21	Florida State	H	W	89	62	
F24	Mississippi State	H	L	67	71	
M2	Georgia	A	L	83	97	

1968-69 | 18-9 | SEC 12-6, 3rd

Coach: Tommy Bartlett				Captain: Neal Walk	
D6	Jacksonville	A	L	64	67
D7	Miami	A	W	111	62
D16	Alabama	A	W	56	45
D18	LSU	A	L/OT	89	93
D21	Wisconsin	H	W	71	66
Gator Bowl Tournament*					
D26	Northwestern*	N	L	72	76
D27	Georgia*	N	W	82	77
D31	Bucknell	H	W	74	70
J4	Auburn	H	W	68	59
J6	Vanderbilt	H	L	55	62
J11	Kentucky	A	L	67	88
J13	Tennessee	A	L	63	64
J18	Furman	H	W	110	65
J25	Mississippi State	H	W	70	64
J27	Mississippi	H	W	88	66
F1	Georgia	A	W	73	69
F8	Auburn	A	L/OT	80	81
F10	Vanderbilt	A	W	75	73
F12	LSU	H	W	95	79
F15	Kentucky	H	W	82	81
F17	Tennessee	H	W	65	63
F22	Mississippi State	A	W	96	79
F24	Mississippi	A	L	77	79
M1	Georgia	H	W	96	78
M3	West Virginia	A	W	75	57
M8	Alabama	A	W	73	60
NIT, New York City#					
M13	Temple#	N	L	66	82

1969-70 | 9-17 | SEC 6-12, 8th

Coach: Tommy Bartlett			Captain: Andy Owens			
Sunshine Classic*						
D1	Morehead State*	N	L	73	82	
D2	East Tennessee*	N	W	68	49	
D6	Northwestern	A	L	79	83	
D20	Louisville	H	L	87	94	-/14
D23	Harvard	H	W	95	75	
Gator Bowl Tournament#						
D29	Virginia Tech#	N	W	48	45	
D30	Florida State#	N	L	63	88	
J3	Auburn	A	L	75	91	
J5	Vanderbilt	A	L	79	90	
J7	Alabama	H	W	79	70	
J10	Kentucky	H	L	69	88	-/2
J12	Tennessee**	H	W/OT	57	56	
J17	West Virginia	A	L/OT	87	88	
J24	Mississippi State	A	L	77	79	
J26	Mississippi	A	L	77	79	
J31	Georgia	H	L	64	68	
F4	LSU	H	L	75	97	
F7	Auburn	H	W	70	68	
F9	Vanderbilt	A	W/OT	81	79	
F11	LSU	A	L	85	94	
F14	Kentucky	A	L	66	110	-/3
F16	Tennessee	A	L	61	72	
F21	Mississippi State	H	W	87	70	
F23	Mississippi	H	W	63	62	

F28	Georgia	A	L	69	85	
M7	Alabama	A	L	79	89	

**500th win

1970-71 | 11-15 | SEC 8-10, 7th

Coach: Tommy Bartlett			Captain: Earl Findley			
D1	Samford	H	W	79	74	
D5	Louisville	A	L	87	105	
D7	Houston	H	L	60	61	
D18	LSU	A	L	77	87	
D21	Northwestern	H	W	88	73	
D23	Fordham	H	L	65	72	
Gator Bowl Tournament*						
D28	Georgia Tech*	N	L	58	69	
D29	Bradley*	N	L	65	70	
J2	Auburn	H	W	66	60	
J4	Vanderbilt	H	W/OT	84	82	
J6	Alabama	A	L	63	70	
J9	Kentucky	A	L	75	101	-/11
J11	Tennessee	A	L	75	85	-/18
J14	Mississippi State	H	L	58	72	
J25	Mississippi	H	W	106	86	
J30	Georgia	A	W	88	79	
F6	Auburn	A	L	70	85	
F8	Vanderbilt	A	L	81	92	
F10	LSU	H	L	74	86	
F13	Kentucky	H	W	74	65	
F15	Tennessee	H	W	56	55	-/13
F20	Mississippi State	A	L	65	70	
F22	Mississippi	A	W	85	68	
F27	Georgia	H	L	61	62	
M1	West Virginia	H	W	72	71	
M6	Alabama	H	W	79	66	

1971-72 | 10-15 | SEC 4-14, 10th

Coach: Tommy Bartlett			Captain: Jerry Hoover			
D1	Louisville	H	W	70	69	-/9
D4	South Florida	H	W	116	87	
D14	South Florida	A	W	98	77	
D18	Army (MSG)	N	W	80	71	
D22	LSU	H	W	92	81	
Gator Bowl Tournament*						
D28	Columbia*	N	W	87	47	
D29	Illinois*	N	L	75	76	
J3	Alabama	H	W	79	77	
J8	Auburn	A	L	74	79	
J10	Vanderbilt	A	L	87	104	
J15	Kentucky	H	W	72	70	-/15
J17	Tennessee	H	L	50	61	-/19
J24	LSU	A	L	73	84	
J29	Mississippi State	A	L	68	69	
J31	Mississippi	A	L	72	86	
F5	Georgia	H	L	63	74	
F12	Auburn	H	L	100	103	
F14	Vanderbilt	H	L	74	90	
F19	Kentucky	A	L	68	95	-/17
F21	Tennessee	A	L	52	55	
F26	Mississippi State	H	W	88	80	
F28	Mississippi	H	L	74	87	
F29	Chicago State	H	W	120	69	
M4	Georgia	A	L	72	75	
M11	Alabama	A	L	82	86	

1972-73 | 11-15 | SEC 7-11, 7th

Coach: Tommy Bartlett			Captain: Tony Miller		
D1	Valdosta State	H	W	100	76
D9	Fordham	A	L	69	78
D16	Georgia Tech	H	W	78	69
D20	Louisville	A	L	57	69
D22	LSU	A	L	54	67
Gator Bowl Tournament*					
D26	Rutgers*	N	L/OT	79	81
D27	Miami (Ohio)	N	L	72	88
J3	Alabama	A	L	56	69
J6	Auburn	H	W	65	55
					-/14

J8	Vanderbilt	H	W	80	72	-/9
J13	Kentucky	A	L	65	95	
J15	Tennessee	A	L	56	75	
J20	Virginia Tech	H	W	92	75	
J22	LSU	H	W	73	70	
J24	Alabama	H	L	74	82	-/9
J27	Mississippi State	H	W	66	64	
J29	Mississippi	H	W	65	59	
F3	Georgia	A	L	78	81	
F5	Georgia Tech	A	W/OT	87	85	
F10	Auburn	A	W/OT	76	75	
F12	Vanderbilt	A	L	71	78	
F17	Kentucky	H	L	83	94	
F19	Tennessee	H	L	83	87	
F24	Mississippi State	A	L	75	81	
F26	Mississippi	A	L	80	97	
M3	Georgia	A	W	77	72	

1973-74 | 15-11 | SEC 9-9, 5th

Coach: John Lotz		Captains: Tim Fletcher, Mark Thompson, Steve Williams				
D1	South Florida	H	W	81	69	
D3	Sewanee	H	W	98	59	
D8	Houston	A	L	73	97	-/14
D17	Central Missouri St.	H	W	109	72	
D22	Virginia Tech	A	L	74	85	
Gator Bowl Tournament*						
D26	Jacksonville*	A	W	64	62	
D27	Duke*	N	W	77	60	
J2	Georgia Tech	A	W	70	68	
J5	Mississippi State	A	L	70	91	
J7	LSU	H	W	72	68	
J12	Georgia	H	L	71	75	
J14	Auburn	A	W	92	81	
J19	Tennessee	H	L	72	75	
J21	Mississippi	H	L	73	83	
J26	Kentucky	H	L	82	91	
J28	Alabama	A	L	79	98	-/8
F2	Vanderbilt	A	L	52	58	-/7
F4	Mississippi State	H	W	78	75	
F9	LSU	A	L	81	102	
F11	Georgia	A	W	87	74	
F16	Auburn	A	W	85	77	
F18	Tennessee	A	L	57	85	
F23	Mississippi	H	W	77	61	
F25	Kentucky	A	W	75	65	
M2	Alabama	H	W	64	61	-/7
M9	Vanderbilt	H	W	80	77	-/5

1974-75 | 12-16 | SEC 8-10, 6th

Coach: John Lotz		Captain: Chip Williams				
D2	Virginia Tech	H	L	85	86	
D7	UNC Charlotte	H	W	89	78	
D9	NW Missouri State	H	W	114	51	
D17	Furman	A	L	65	86	
D21	Texas Christian	A	W	73	61	
D23	Stanford	A	L	70	80	
Rainbow Classic*						
D27	Indiana*	N	L	84	98	-/2
D28	Pennsylvania*	N	L	88	100	-/9
D30	San Jose State*	N	L	80	83	
J2	Georgia Tech	H	W	90	69	
J4	Mississippi State	H	W	94	82	
J6	LSU	A	L	91	92	
J11	Georgia	A	W	83	69	
J13	Auburn	H	L	68	84	
J18	Tennessee	A	L	56	59	-/18
J20	Mississippi	H	W	85	80	
J25	Kentucky	A	L	65	87	-/11
J27	Alabama	H	L	67	73	-/9
F1	Vanderbilt	H	W/OT	101	90	
F3	Mississippi State	A	W/2OT	107	104	
F8	LSU	H	W	92	76	
F10	Georgia	H	W	66	65	
F15	Auburn	A	L	75	76	
F17	Tennessee	H	L	84	85	



ALL-TIME RESULTS

F22	Mississippi	A	L	92	101
F24	Kentucky	H	W	66	58 -/4
M1	Alabama	A	L	75	100 -/8
M8	Vanderbilt	A	L	83	102

1975-76 | 12-14 | SEC 7-11, 6th

Coach: John Lotz **Captains: Gene Shy, Mike Lederman**

N29	Furman	H	W	87	69
D2	East Tennessee	H	W	74	61
D6	UNC Charlotte	A	L	64	73
D13	Virginia Tech	A	L	60	90
D16	Missouri Western	H	W	99	70

Gator Bowl Tournament*

D26	Jacksonville*	A	W	65	64
D27	Wake Forest*	N	L/OT	75	78
D30	Roosevelt	H	W	121	54
J3	Mississippi	A	W	70	58
J5	LSU	A	L	79	85
J10	Mississippi State	H	W	90	78
J12	Alabama	H	W	71	70 -/11
J17	Tennessee	A	L	84	93 -/9
J19	Georgia	A	L	79	87
J24	Kentucky	H	L	82	89
J26	Vanderbilt	H	L/OT	81	85
J31	Auburn	H	L	86	92
F7	Mississippi State	A	W/OT	78	71
F9	Alabama	A	L	73	79 -/11
F14	Tennessee	H	W	72	69 -/8
F16	Georgia	H	W	98	84
F21	Kentucky	A	L	89	96
F23	Vanderbilt	A	L	67	71
F28	Auburn	A	L	80	89
M6	Mississippi	H	L	83	94
M8	LSU	H	W	94	81

1976-77 | 17-9 | SEC 10-8, 4th

Coach: John Lotz **Captains: Bob Smyth, Len Sanders, Don Bostic**

N27	Mercer	H	W	105	63
D4	East Tennessee	A	W	62	59
D8	Marquette	H	L	61	64 -/2
Big Sun Tournament*					
D17	South Florida*	N	W	70	53
D18	Memphis State*	N	W	84	83
D20	Illinois Wesleyan	H	W	78	68

Gator Bowl Tournament#

D29	Jacksonville#	A	W	99	87
D30	Holy Cross#	N	W	101	85
J3	Mississippi State	H	W	97	75
J5	Alabama	H	L	71	83 -/4
J8	Georgia	A	W	101	76
J10	Tennessee	A	L	82	92
J15	Vanderbilt	H	W	83	72
J17	Kentucky	H	L	71	73 -/6
J22	Auburn	A	W	77	73
J29	Mississippi	A	L	83	90
J31	LSU	A	W	83	68
F5	Georgia	A	W	84	71
F7	Tennessee	H	W	80	76 -/11
F12	Vanderbilt	A	L	72	85
F14	Kentucky	A	L	78	104 -/2
F19	Auburn	H	W	79	68
F26	Mississippi	H	W	84	78
F28	LSU	H	L	74	79
M5	Mississippi State	A	W	79	72
M7	Alabama	A	L	70	83 -/12

1977-78 | 15-12 | SEC 8-10, 6th

Coach: John Lotz **Captains: Richard Glasper, Al Bonner, Larry Brewster**

D2	Manhattan	N	W	93	81
D3	Brown	N	W	92	76
D7	Mercer	A	W	96	74
D10	Marquette	A	L	67	81 -/4
D13	Hofstra	H	W	97	95

Vermont Classic*					
D22	George Washington*	N	W	70	63
D23	Vermont*	A	W	93	67

Gator Bowl Tournament#

D27	St. Bonaventure#	N	W	88	75
D28	Indiana#	N	L	60	73 -/15
J2	Tennessee	A	W	92	79
J4	Georgia	A	L	54	57
J7	Kentucky	H	L	67	86 -/1
J9	Vanderbilt	H	W	67	65
J14	Auburn	H	L	72	81
J21	LSU	A	W	74	70
J23	Mississippi	A	W	61	56
J28	Mississippi State	H	L	74	78
J30	Alabama	A	W	84	73
F4	Kentucky	A	L	61	88 -/1
F6	Vanderbilt	A	L/2OT	57	59
F11	Auburn	A	L	84	92
F18	LSU	H	W	73	72
F20	Mississippi	H	W	80	63
F25	Mississippi State	A	L	51	70
F27	Alabama	A	L	70	81
M4	Tennessee	H	L/3OT	90	91
M6	Georgia	H	W	86	68

1978-79 | 8-19 | SEC 3-15, 10th

Coach: John Lotz **Captains: Malcolm Cesare, Ric Clarson**

N30	Ohio	H	W	96	61
D2	UNC Wilmington	A	W	66	51
D9	Florida State	H	L	61	68

Industrial National Classic*

D15	Fairfield*	N	W/3OT	109	99
D16	Providence*	A	W	79	61
D19	Hofstra	A	L	67	68

Gator Bowl Tournament#

D26	Massachusetts#	N	W	89	65
D27	Jacksonville#	A	L	59	60
J3	Kentucky	H	W	76	65 -/9
J6	Auburn	A	L	86	91
J11	Tennessee	A	L	73	116
J13	LSU	A	L	72	80 -/5
J15	Mississippi	A	L	45	58
J20	Mississippi State	H	W	77	75
J22	Alabama	H	L	66	77 -/18
J24	Vanderbilt	H	L	56	57 -/19
J27	Kentucky	A	L	81	87
J29	Vanderbilt	A	W/OT	90	87 -/20
F3	Auburn	H	L/OT	92	93
F7	Georgia	A	L	64	76
F10	LSU	H	L	82	88 -/8
F12	Mississippi	H	L	65	67
F17	Mississippi State	A	L	64	80
F19	Alabama	A	L	76	90
F22	Tennessee	H	L	73	87
F24	Georgia	H	L/OT	62	63
SEC Tournament, Birmingham, Ala.*					
F28	Alabama*	N	L	64	81

1979-80 | 7-21 | SEC 2-16, 10th

Coaches: John Lotz, Ed Visscher **Captain: Game**

D1	LSU	A	L	81	112 -/7
D4	Biscayne	H	W	93	88
D8	Florida State	N	L	70	87
D15	Mississippi State	A	L	72	90
D18	Mercer	H	L	67	69
D20	Florida Southern	A	L	75	98

Gator Bowl Tournament*

D26	Iowa State*	N	W	63	59
D27	Jacksonville*	A	L	55	61
D29	Illinois Wesleyan	H	W	93	74
J2	Georgia	H	W	57	52
J5	Auburn	A	L	62	82
J9	Tennessee	H	L	58	69
J12	Mississippi	A	L	65	85
J17	Kentucky	H	L	63	76 -/6

J19	Alabama	A	L	62	80
J21	Vanderbilt	A	L	85	105
J26	LSU	A	L	58	66 -/11
J30	Georgia	A	L	48	76
F2	Auburn	H	W	70	60
F6	Tennessee	A	L	76	100
F9	Mississippi	H	L	54	57
F13	Kentucky	A	L	70	95 -/5
F16	Alabama	H	L	73	84
F18	Jacksonville	H	W	60	55
F20	Vanderbilt	H	L	71	74
F23	Mississippi State	A	L	73	90
SEC Tournament, Birmingham, Ala.#					
F27	Vanderbilt#	N	W	72	71
F28	LSU#	N	L	82	95 -/5

1980-81 | 12-16 | SEC 5-13, 8th

Coach: Norm Sloan **Captains: Ken McCraney, Mark Giombetti**

N29	Biscayne	N	W	90	71
D6	Mississippi State	A	L	68	89
D13	Florida State	A	W/2OT	81	74
D18	Florida Southern	N	W	72	62
D20	Missouri Western	N	W	98	82
Gator Bowl Tournament*					
D26	Jacksonville*	A	W	65	59
D27	Purdue*	N	L	87	95
D30	East Tennessee	H	W	72	54
J3	LSU	H	L	66	92 -/10
J7	Georgia	A	L	74	90
J10	Auburn	H	W	63	59
J14	Tennessee	A	L	64	78 -/11
J17	Mississippi	H	W	74	71
J21	Kentucky	A	L	48	102 -/6
J24	Alabama	H	W	97	91
J26	Florida State	H	L	71	82
J28	Vanderbilt	H	L	70	72
J31	LSU	A	L	75	92
F4	Georgia	H	L	64	87
F7	Auburn	A	W	55	50
F11	Tennessee	H	L	52	53 -/9
F14	Mississippi	A	L	52	66
F18	Kentucky	H	L	56	69 -/10
F21	Alabama	A	L	44	57
F25	Vanderbilt	A	L	64	73
F28	Mississippi State	H	W	81	71
SEC Tournament, Birmingham, Ala.#					
M4	Auburn#	N	W	50	48
M5	LSU#	N	L	73	85 -/3

1981-82 | 5-22 | SEC 2-16, 10th

Coach: Norm Sloan **Captain: Game**

N28	Biscayne	H	W	91	80
N29	Mississippi State	H	W	70	62
Florida Four Tournament*					
D4	South Florida*	N	L	56	58
D5	Jacksonville*	N	W	84	73
D12	Florida State	N	W	81	65
D22	Ohio State	A	L	58	61

Cabrillo Classic#

D29	Temple#	N	L	81	85
D30	Baylor#	N	L	71	72
J2	LSU	A	L	60	61
J6	Georgia	H	L	67	73
J9	Auburn	A	L	60	80
J11	Florida State	A	L	67	82
J13	Tennessee	H	L	66	69
J16	Mississippi	A	L	67	69
J20	Kentucky	H	L	76	91 -/9
J23	Alabama	A	L	71	82 -/16
J27	Vanderbilt	A	L	48	51
J30	LSU	H	L	59	61
F3	Georgia	A	L	73	87
F6	Auburn	H	W	69	66
F10	Tennessee	A	L	75	90
F13	Mississippi	H	L/OT	57	58



ALL-TIME RESULTS

F17	Kentucky	A	L	78	84	-/10
F20	Alabama	H	L	69	70	-/19
F24	Vanderbilt	H	L	67	81	
F27	Mississippi State	A	L	56	65	
SEC Tournament, Lexington, Ky.**						
M3	Vanderbilt**	N	L/2OT	46	47	

1982-83 | 13-18 | SEC 5-13, 10th

Coach: Norm Sloan				Captain: Game		
Great Alaska Shootout*						
N26	Louisville*	N	L	63	80	-/8
N27	Alaska Anchorage*	A	W	72	52	
N28	Illinois*	N	L	55	68	
D3	Ohio State	H	L	74	80	
Florida Four Tournament#						
D10	Jacksonville#	H	W	104	78	
D11	South Florida#	H	L	73	77	
D19	Florida State	A	W	84	63	
D21	Biscayne	H	W	92	72	
Gator Bowl Tournament**						
D28	Penn State**	N	W	82	60	
D29	Jacksonville**	A	W	56	47	
J3	Alabama	H	W	89	85	-/5
J5	Mississippi State	H	L	60	62	
J8	Auburn	H	W	92	75	
J11	South Florida	A	W/OT	92	79	
J15	Vanderbilt	A	L	58	69	
J17	Kentucky	A	L	63	70	-/11
J22	Tennessee	H	W	78	74	
J25	Georgia	H	L	79	83	
J29	Mississippi	A	L	61	67	
F1	LSU	A	L	69	78	
F5	Auburn	A	L	54	62	
F9	St. Leo	H	W	85	49	
F12	Vanderbilt	H	W	61	54	
F14	Kentucky	H	L	61	73	-/11
F19	Tennessee	A	L	53	78	
F21	Georgia	A	L	65	80	
F26	Mississippi	H	W	75	64	
F28	LSU	H	L/OT	87	91	
M3	Alabama	A	L/2OT	99	106	
M5	Mississippi State	A	L	62	73	
SEC Tournament. Birmingham, Ala.^						
M10	Tennessee^	N	L	62	78	

1983-84 | 16-13 | SEC 11-7, 3rd

Coach: Norm Sloan		Captain: Ronnie Williams, Vernon Delancy				
N26	Stetson	H	L	73	77	
N30	South Florida	H	W	79	77	
D2	Florida State	H	L	60	67	
D10	Jacksonville	A	W	52	51	
D20	Biscayne	H	W	74	51	
D23	Florida State	A	L	64	87	
Sugar Bowl Classic*						
D28	SW Louisiana*	N	L	65	74	
D29	Tulane*	N	W	65	53	
J2	Alabama	A	L	61	63	
J4	Mississippi State	A	W	56	55	
J7	Auburn	A	L	66	82	
J15	Vanderbilt	H	W	73	59	
J17	Kentucky	H	W	69	57	-/3
J21	Tennessee	A	L	65	70	
J24	Georgia	A	W	77	69	-/18
J29	Mississippi	H	W	78	48	
F1	LSU	H	W	78	60	-/14
F5	Auburn	H	L	65	67	-/19
F8	St. Leo	H	W	95	61	
F11	Vanderbilt	A	W	71	63	
F13	Kentucky	A	L	65	67	-/6
F18	Tennessee	H	L/2OT	74	75	
F20	Georgia	H	W	70	64	
F24	Mississippi	A	W	59	53	
F27	LSU	A	L	73	77	
M1	Alabama	H	W	81	62	
M3	Mississippi State	H	W	60	59	

SEC Tournament#						
M8	Tennessee#	N	L/OT	74	80	
NIT^\						
M14	South Alabama^\	N	L	87	88	

1984-85 | 18-12 | SEC 9-9, 5th

Coach: Norm Sloan		Captain: Eugene McDowell				
N24	Central Florida	H	W	106	55	
N30	Florida State	A	W	68	65	
D4	South Florida	A	W	82	68	
D8	Jacksonville	H	W	83	70	
D20	St. Thomas	A	W	120	66	
D22	Stetson	A	W	70	54	
Hoosier Classic*						
D29	Arizona State*	N	W	87	73	
D30	Indiana*	N	L	63	80	-/15
J2	Tennessee	H	W	84	70	
J5	Auburn	A	L	74	80	
J10	Vanderbilt	A	W	68	64	
J12	Mississippi	H	W	82	64	
J16	Georgia	H	L	60	71	
J19	Kentucky	A	W	67	55	
J23	LSU	A	L	68	86	
J26	Alabama	H	W	86	77	
J30	Mississippi State	H	W	72	79	
F2	Tennessee	A	W	93	86	
F4	Florida State	H	W	86	79	
F6	Auburn	H	L/OT	78	81	
F9	Vanderbilt	H	W	78	66	
F13	Mississippi	A	L	54	56	
F20	Georgia	A	L	56	80	
F26	Alabama	A	L	66	81	
M2	Mississippi State	A	W	69	63	
SEC Tournament, Birmingham, Ala.#						
M7	Kentucky#	N	W	58	55	
M8	Auburn#	N	L	42	43	
NIT**						
M14	SW Louisiana**	A	L	64	65	

1985-86 | 19-14 | SEC 10-8, 4th

Coach: Norm Sloan		Captains: Joe Lawrence, Andrew Moten				
N26	Central Florida	H	W	86	56	
N29	Florida State	H	W	85	66	
D3	Ohio State	A	L	73	80	
D7	South Florida	H	W	69	55	
D17	Miami	A	W	81	64	
Rebel Roundup*						
D20	Iona*	N	L	70	71	
D21	San Diego State*	N	L	62	63	
D30	Stetson	H	W	69	66	
J2	Tennessee	A	W/OT	77	75	
J4	Auburn	H	W	62	59	
J8	Vanderbilt	H	W	86	55	
J11	Mississippi	A	L	67	79	
J15	Georgia	A	L	69	89	
J18	Kentucky	H	L	55	72	-/11
J22	LSU	H	W	74	65	-/14
J25	Alabama	A	L	64	67	
J27	Miami	H	W	75	53	
J29	Mississippi State	A	W	73	64	
F1	Tennessee	H	W	69	61	
F6	Auburn	A	L	65	67	
F8	Vanderbilt	A	L	59	60	
F12	Mississippi	H	W	66	57	
F15	Georgia	H	W	71	70	
F19	Kentucky	A	L	69	80	-/8
F22	LSU	A	L	69	80	
F26	Alabama	H	W	77	65	
M1	Mississippi State	H	W	76	58	
SEC Tournament, Lexington, Ky.#						
M6	LSU#	N	L	66	72	
NIT**						
M13	Southern Miss**	H	W	81	71	

M17	Texas Christian**	H	W	77	75	
M20	SW Missouri State**	H	W	54	53	
NIT, New York City^\						
M24	Wyoming^\	N	L	58	67	
M26	Louisiana Tech^\	N	L	62	67	

1986-87 | 21-10* | SEC 12-6, 2nd

Coach: Norm Sloan		Captains: Joe Lawrence, Andrew Moten				
N28	Florida State	A	L	76	80	
D1	Stetson	A	W	98	75	
D2	Western Carolina	H	W	116	68	
D4	Southern Methodist	N	W	110	70	
D10	Central Florida	H	W	89	54	
D13	South Florida	A	W	68	62	
D16	LSU	H	W	96	75	
Gator Bowl Tournament*						
D19	Virginia Tech*	N	W	82	60	
D20	Ohio State*	N	W	82	72	
Rainbow Classic#						
D27	California#	N	L	80	83	20/-
D29	Hawaii#	A	W	115	83	
D30	Ohio State#	N	L	84	88	
J3	Georgia	A	W	87	80	
J7	Mississippi State	H	W	100	56	
J10	Mississippi	A	W	80	72	
J14	Kentucky	A	L	62	67	
J17	Tennessee	H	W	97	90	
J21	LSU	A	W	75	51	
J24	Vanderbilt	H	W	85	81	
J28	Alabama	H	W/OT	90	80	19/9
J31	Auburn	A	L	68	81	19/18
F4	Georgia	H	W	66	52	
F7	Mississippi State	A	W	84	56	
F9	Auburn	H	L	70	84	19/-
F11	Mississippi	H	W	85	62	19/-
F14	Kentucky	H	W	74	56	19/-
F18	Tennessee	A	L	71	81	18/-
F21	Miami	H	W	99	60	18/-
F25	Vanderbilt	A	L	76	84	18/-
F28	Alabama	A	L/OT	85	86	18/10
SEC Tournament, Atlanta, Ga.**						
M6	LSU**	N	L	66	72	
NCAA First and Second Rounds, Syracuse, N.Y.^\						
M13	SNC State^\	N	W	82	70	
M15	SPurdue^\	N	W	85	66	-/7
NCAA Regional, East Rutherford, N.J.@						
M19	SSyracuse@	N	L	81	87	-/10

*Games vacated by National Collegiate Athletic Association (NCAA)

**Two wins and one loss from NCAA Tournament vacated by NCAA

1987-88 | 22-11* | SEC 11-7, t-2nd

Coach: Norm Sloan		Captain: Vernon Maxwell				
Preseason Big Apple NIT*						
N21	Jacksonville*	H	W	82	52	14/-
N23	Georgia Tech*	H	W	80	69	14/18
N27	Iowa State*	N	W	96	89	14/-
N28	Seton Hall*	N	W	70	68	14/-
D3	Southern Methodist	A	L	76	82	7/-
D12	Florida State	H	W	71	48	12/-
D16	Ohio State	H	W	102	69	11/-
D21	South Florida	H	W	83	69	8/-
Fiesta Bowl Classic@						
D29	Duke@	N	L	70	93	8/9
D30	Michigan State@	N	W	83	59	8/-
J2	Pittsburgh	A	L	68	80	8/3
J4	Towson State	H	W	77	55	15/-
J6	Auburn	A	L	67	72	15/-
J9	Georgia	H	W	87	70	15/-
J13	Mississippi State	A	W	55	45	
J16	Mississippi	H	W	77	72	
J20	Kentucky	A	W	58	56	/-4
J23	Tennessee	A	W	76	56	
J27	LSU	H	W	61	50	14/-
J30	Vanderbilt	A	L	65	92	14/-
F3	Alabama	A	W	74	64	19/



ALL-TIME RESULTS

F6	Auburn	H	L	57	58	19/
F10	Georgia	A	L	65	71	
F13	Mississippi State	H	W	69	52	
F15	Miami	A	W	83	73	
F17	Mississippi	A	L	75	82	
F20	Kentucky	H	W	83	76	-/9
F24	Tennessee	H	L	63	65	
M2	Vanderbilt	H	W	81	65	-/19
M5	Alabama	H	W	52	45	
M6	LSU	A	L	69	86	
SEC Tournament, Baton Rouge, La.**						
M11	Tennessee**	N	W	67	60	
M12	Georgia**	N	L	70	72	
NCAA First and Second Rounds, Salt Lake City, Utah#						
M17	SSt. John's#	N	W	62	59	
M19	SMichigan#	N	L	85	108	-/10
SGames vacated by National Collegiate Athletic Association (NCAA)						
*One win and one loss from NCAA Tournament vacated by the NCAA						

1988-89 | 21-13 | SEC 13-5, 1st

Coach: Norm Sloan

Captain: Clifford Lett

SEC Champions

Great Alaska Shootout*						
N25	Cal-Berkeley*	N	L	58	73	15/-
N26	Alaska-Anchorage*	N	W	83	72	15/-
N27	Utah*	N	W	77	68	15/-
N30	Siena	H	W	71	67	19/-
D3	Florida State	A	L	86	104	19/14
D6	Illinois	A	L	67	97	-/7
D10	LSU	H	L	101	111	
D19	Miami	H	W	101	81	
D22	Pittsburgh	H	L	87	90	
ECAC Holiday Festival@						
D27	Ohio State@	N	L	68	93	-/15
D29	Fordham@	N	W	59	52	
J5	Mississippi	A	L	71	80	
J7	Georgia	A	W	80	66	-/20
J9	South Florida	A	W	87	82	
J12	Kentucky	H	L	56	69	
J14	Auburn	A	W	79	75	
J18	Tennessee	A	L	76	83	-/18
J21	Mississippi State	H	W	81	57	
J25	Vanderbilt	A	W/OT	81	78	
F1	Alabama	H	W	85	76	
F4	Stanford	N	L	69	84	-/20
F5	Mississippi	H	W	78	67	
F8	Georgia	H	W	65	60	
F11	Kentucky	A	W	59	53	
F15	Auburn	H	W	90	79	
F18	Tennessee	H	W	99	81	
F22	Mississippi State	A	W	78	69	
F25	Vanderbilt	H	W/OT	83	80	
M1	LSU	A	W	104	95	
M4	Alabama	A	L	63	83	
SEC Tournament, Knoxville, Tenn.**						
M10	Georgia**	N	W	62	61	
M11	Tennessee**	N	W	76	71	
M12	Alabama**	N	L	60	72	
NCAA First Round, Dallas, Texas#						
M17	Colorado State#	N	L	46	68	

1989-90 | 7-21 | SEC 3-15, 10th

Coach: Don DeVoe

Captain: Renaldo Garcia

D1	Florida State	H	W	82	69	24/-
D5	Illinois	H	L	69	74	25/7
D9	James Madison	N	W	85	77	25/-
D16	Texas	A	L	94	105	24/-
D23	South Florida	H	W	91	54	
Sugar Bowl Classic*						
D27	New Orleans*	N	W	69	64	
D28	LaSalle*	N	L	69	76	
J2	Mississippi	A	L	60	75	
J6	Georgia	H	W	97	69	
J10	Kentucky	A	L	81	89	
J13	Auburn	H	W	84	62	

J17	Tennessee	H	L	75	80	
J20	Mississippi State	A	L	73	98	
J24	Vanderbilt	H	L	64	71	
J27	LSU	A	L	52	70	-/16
J30	Alabama	A	L	44	57	
F3	Mississippi	H	L	63	83	
F6	Georgia	A	L	65	70	
F10	Georgetown	A	L	40	56	-/5
F12	Kentucky	H	L	74	78	
F14	Auburn	A	L	55	75	
F17	Tennessee	A	L	57	75	
F19	Miami	A	L	59	62	
F21	Mississippi State	H	L	54	79	
F24	Vanderbilt	A	L	54	67	
F27	LSU	H	W	76	63	-/15
M3	Alabama	H	L	54	63	
SEC Tournament, Orlando, Fla.**						
M8	Vanderbilt**	N	L	58	68	

1990-91 | 11-17 | SEC 7-11, 6th

Coach: Lon Kruger

Captains: Dwayne Davis, Renaldo Garcia

N24	South Florida	A	L	61	70	
N27	Texas	H	L	74	76	-/22
N30	Florida State	A	W	85	68	
D5	James Madison	A	L	66	93	
Carrier Classic*						
D7	UNC Charlotte*	N	L	92	94	
D8	Alaska-Anchorage*	N	W	92	81	
D15	Augusta College	H	W	82	43	
D21	Stanford	A	L	74	86	
D30	Miami	H	W	62	60	
J2	Mississippi	H	W	65	49	
J5	Auburn	H	W	84	82	
J9	Alabama	A	L	64	72	
J12	Georgia	A	L	54	79	
J16	Tennessee	H	L	67	70	
J19	Mississippi State	H	W	85	82	
J23	Kentucky	A	L	65	81	-/8
J26	LSU	A	L	66	76	-/16
J30	Vanderbilt	H	L	57	60	
F2	Mississippi	A	W/2OT	91	81	
F6	Auburn	A	W/OT	87	84	
F9	Alabama	H	L	80	88	
F12	Georgia	H	W	90	75	
F16	Tennessee	A	W	73	68	
F20	Mississippi State	A	L	67	81	-/21
F23	Kentucky	H	L	74	90	-/12
F27	LSU	H	L	66	79	-/18
M2	Vanderbilt	A	L	68	82	
SEC Tournament, Nashville, Tenn.**						
M8	Alabama**	N	L	65	71	-/24

1991-92 | 19-14 | SEC 9-7, 2nd East

Coach: Lon Kruger

Captains: Brian Hogan, Tim Turner

N23	Florida A&M	H	W	76	66	
N26	Howard	H	W	74	60	
D2	Jacksonville	A	W	80	77	
D4	Charleston Southern	H	W	57	52	
D7	Wichita State	A	W	61	50	
D15	South Florida	H	L	71	73	
D21	Florida International	A	W	69	44	
Red Lobster Classic*						
D28	Virginia Tech*	N	L	57	79	
D30	Brigham Young*	N	L	73	79	
J2	Texas A&M	H	W	73	46	
J8	South Carolina	H	W	53	52	
J11	Kentucky	A	L	60	81	-/15
J15	Georgia	A	L	63	71	
J18	Tennessee	H	W	71	65	
J22	Arkansas	A	L	62	75	-/9
J25	Vanderbilt	H	W	75	55	
J27	Florida State	H	L	67	68	-/23
F1	Alabama	A	L	56	68	-/22
F5	LSU	H	L	50	70	-/22
F8	Mississippi State	H	W	87	66	

F12	Mississippi	A	W/OT	86	84	
F19	Auburn	H	W	92	81	
F22	South Carolina	A	W	50	48	
F26	Tennessee	A	W	72	68	
F29	Georgia	H	L	60	69	
M4	Kentucky	H	W	79	62	-/10
M7	Vanderbilt	A	L	76	82	
SEC Tournament, Birmingham, Ala.**						
M13	Alabama**	N	L	60	62	-/17
NIT#						
M19	Richmond#	H	W	66	52	
M23	Pittsburgh#	A	W	77	74	
M25	Purdue#	N	W	74	67	
M30	Virginia#	N	L	56	62	
A1	Utah#	N	L	78	81	

1992-93 | 16-12 | SEC 9-7, 3rd East

Coach: Lon Kruger

Captains: Stacey Poole, Hosie Grimsley, Scott Stewart

D1	Stetson	H	W	70	52	
D4	South Florida	A	W	80	78	
D8	Jacksonville	H	W/OT	82	75	
The Milk Challenge*						
D19	Temple*	N	L	62	67	
D20	UNC Charlotte*	N	W	70	69	
D22	Texas A&M	A	L	54	57	
Sun Carnival Classic@						
D28	Purdue@	N	L	63	67	-/13
D29	Austin Peay@	N	W	86	62	
J2	Florida State	A	W	89	86	-/18
J6	Auburn	A	W	76	73	
J9	Vanderbilt	H	W	62	61	-/18
J13	Georgia	A	W/OT	81	77	
J16	LSU	A	L	81	85	
J20	South Carolina	H	L	76	81	
J24	Tennessee	A	W	80	68	
J26	Wichita State	H	W	83	58	
J30	Kentucky	A	L	48	71	-/4
F3	Alabama	H	W	69	59	
F6	Arkansas	H	L	66	74	-/17
F9	Georgia	H	W	82	79	
F17	Mississippi	H	W	94	47	
F20	Vanderbilt	A	L	64	82	-/11
F24	South Carolina	A	W	80	73	
F27	Tennessee	H	W	84	70	
M3	Mississippi State	A	L	71	78	
M7	Kentucky	H	L	77	85	-/5
SEC Tournament, Lexington, Ky.**						
M11	Mississippi**	N	L	62	67	
NIT#						
M17	Minnesota#	A	L	66	74	

1993-94 | 29-8 | SEC 12-4, t-1st East

Coach: Lon Kruger

Captains: Craig Brown, Andrew DeClercq

NCAA Final Four, SEC East Co-Champions

N26	Florida International	H	W	86	66	
D4	Texas	A	W	76	68	
D6	South Florida	H	W	66	55	
D8	Jacksonville	A	W	68	67	
D11	Stetson	H	W	90	44	
Orlando, Fla.#						
D18	Florida State#	N	L	59	69	
D20	Central Florida	H	W	83	69	
D22	Villanova	A	W	85	77	
Rainbow Classic, Honolulu, Hawaii*						
D28	Oklahoma State*	N	W	74	69	-/20
D29	Louisville*	N	L	68	83	-/11
D30	Evansville*	N	W	66	63	
J5	LSU	H	W	74	73	
J8	Tennessee	A	W	86	71	
St. Petersburg, Fla.+						
J11	South Florida+	A	W	69	64	
J15	South Carolina	A	W	77	75	
J18	Kentucky	H	W	59	57	-/7
J22	Alabama	A	L	61	69	



ALL-TIME RESULTS

J26	Georgia	A	W	100	78
J29	Vanderbilt	H	W	75	66
F2	Auburn	H	W	68	67 24/-
F5	Mississippi State	H	W	84	75 24/-
F9	Mississippi	A	W	74	55 20/-
F12	Arkansas	A	L	87	99 20/3
F16	Georgia	H	W	91	79 17/-
F19	South Carolina	H	W	88	64 17/-
F21	Florida State	H	W	72	61 16/-
F26	Vanderbilt	A	L	78	82 16/-
M2	Kentucky	A	L	77	80 19/7
M5	Tennessee	H	W	82	71 19/-
SEC Tournament, Memphis, Tenn.^\					
M11	South Carolina^\	N	W	84	57 17/-
M12	Alabama^\	N	W	68	52 17/-
M13	Kentucky^\	N	L	60	73 17/10
NCAA First and Second Rounds, Long Island, N.Y.#					
M17	James Madison#	N	W	64	62 14/-
M19	Pennsylvania#	N	W	70	58 14/-
NCAA Regional, Miami, Fla.@					
M25	Connecticut@	N	W/OT	69	60 14/4
M27	Boston College@	N	W	74	66 14/-
NCAA Final Four, Charlotte, N.C.!					
A2	Duke!	N	L	65	70 14/6

1994-95 | 17-13 | SEC 8-8, 3rd East

Coach: Lon Kruger **Captains: Dan Cross, Andrew Declercq**

N25	Stetson	H	W	73	64 10/-
The Great Eight, Detroit, Mich.&					
N29	Boston College&	N	W	91	65 8/-
The Greensboro Challenge, Greensboro, N.C.@					
D3	Wake Forest@	A	W	81	70 8/21
D7	Kansas	A	L	63	69 6/4
D10	Texas	H	W	91	73 6/-
The Milk Challenge, Orlando, Fla.#					
D17	Florida State#	N	W/2OT	71	65 8/-
D21	Jacksonville	H	L	67	68 8/-
D30	St. Francis (Pa.)	H	W	87	72 13/-
J3	LSU	A	L	66	70 13/-
J7	Vanderbilt	H	W	72	62 13/-
J10	Kentucky	H	L	67	83 15/7
J14	Villanova	H	L	70	72 15/-
J18	South Carolina	A	W	71	59 24/-
J22	Tennessee	A	W	62	47 24/-
J25	Auburn	A	L	71	77 23/-
J28	Mississippi	H	W	72	57 23/-
F1	Mississippi State	A	L	70	47 25/-
F7	Georgia	A	W	82	66
F11	South Carolina	H	W	71	56
F15	Tennessee	H	W	70	48
F18	Kentucky	A	L	77	87 -/4
F20	Florida State	A	W	75	62
F22	Georgia	H	L	85	101
F25	Alabama	H	L	66	69 -/20
F28	Arkansas	H	L	85	94 -/7
M5	Vanderbilt	A	W	69	58
SEC Tournament, Atlanta, Ga.*					
M9	Mississippi*	N	W	63	59
M10	Mississippi State*	N	W	80	64 -/15
M11	Kentucky*	N	L	72	86 -/3
NCAA First Round, Tallahassee, Fla.!					
M17	Iowa State!	N	L	61	64 -/24

1995-96 | 12-16 | SEC 6-10, 5th East

Coach: Lon Kruger **Captains: Dametri Hill, Brian Thompson**

N24	Charleston Southern	H	W	83	65
N28	South Florida	A	L	58	73
Franklin Bank/Children's Classic#					
D2	George Washington#	N	W	75	66
D3	Massachusetts#	N	L	58	80 -/5
D9	Wake Forest	H	L	53	77 -/10
The Milk Challenge, Orlando, FL ‡					
D16	Florida State‡	N	L	52	74
D20	Stetson	H	W	78	46
All-College Tournament^\					

D29	Louisiana Tech^\	N	W	71	56
D30	Oklahoma^\	N	W	76	72
J3	Arkansas	A	L	60	75
J6	Mississippi State	H	L	66	69 -/17
J11	Kansas	H	L	54	69 -/3
J13	South Carolina	H	W	81	69
J17	Georgia	A	L	46	71 -/22
J20	Mississippi	A	W	59	55
J24	Vanderbilt	H	W	77	55
J27	LSU	H	W	73	70
J31	Alabama	A	L	65	68
F3	Kentucky	A	L	63	77 -/2
F7	Tennessee	H	W	63	51
F10	Auburn	H	L	70	73
F13	Vanderbilt	A	L	56	70
F21	South Carolina	A	L	75	80
F24	Kentucky	H	L	63	94 -/2
F28	Georgia	H	L	70	86
M2	Tennessee	A	W	73	71
SEC Tournament, New Orleans, La.*					
M7	Ole Miss*	N	W	75	62
M8	Kentucky*	N	L	76	100 -/1

1996-97 | 13-17 | SEC 5-11, 5th East

Coach: Billy Donovan **Captains: None**

N22	UCF	H	W	80	63
N25	Bethune Cookman	H	W	68	59
San Juan Shootout+					
N29	Creighton+	N	L	73	74
N30	Puerto Rico+	A	W	93	63
D1	Delaware+	N	L	78	88
D4	Texas	H	L	64	82 -/18
D7	Duquesne	A	W	95	85
D10	South Florida	H	W	85	53
D14	Stetson	H	W	57	47
D21	Florida State	N	L	65	79
Fiesta Bowl Classic&					
D28	Pennsylvania&	N	L	63	71
D30	Robert Morris&	N	W	106	69
J5	Arkansas	H	W	75	62 -/22
J8	LSU	A	L/OT	82	88
J11	Auburn	A	L	65	79
J15	South Carolina	H	L	79	80
J18	Alabama	H	W	85	66
J22	Georgia	A	L/OT	70	77
J25	Tennessee	A	W	56	50
J29	Kentucky	H	L	65	92 -/3
F1	Vanderbilt	H	L	63	74
F3	Jacksonville	H	W	102	82
F8	South Carolina	A	L	68	76 -/19
F12	Mississippi State	A	W	72	69
F15	Kentucky	A	L	56	85 -/4
F19	Tennessee	H	W	76	54
F23	Ole Miss	H	L	65	67
F26	Georgia	H	L	76	88
M3	Vanderbilt	A	L	72	79
SEC Tournament, Memphis, Tenn.*					
M6	Alabama*	N	L	66	80

1997-98 | 14-15 | SEC 6-10, 6th East

Coach: Billy Donovan **Captains: None**

N15	Nicholls State	H	W	66	63
N18	UCF	H	W	100	85
N21	Stetson	H	W	79	69
N29	Coastal Carolina	H	W	62	44
D3	Duquesne	H	W	99	66
D9	Texas	A	L	82	85
D14	Florida State	N	L	81	83 -/16
D22	McNeese State	H	W	95	53
D27	UAB	N	L	73	80
J3	Tennessee	H	W	83	69
J7	Ole Miss	A	L	79	90 -/14
J10	Georgia	H	W	82	77
J14	Arkansas	A	L	84	89 -/22
J17	LSU	H	L	63	66

J19	Jacksonville	A	W	75	69
J24	Vanderbilt	H	W	85	69
J28	South Carolina	A	L	72	74 -/13
F1	Kentucky	A	W	86	78 -/7
F4	Mississippi State	H	W/OT	82	78
F7	Georgia	A	L	77	87
F11	Auburn	H	W	81	64
F14	Alabama	A	L	66	80
F18	Kentucky	H	L	54	79 -/8
F21	South Carolina	H	L	74	79 -/13
F25	Tennessee	A	L	75	79
F28	Vanderbilt	A	L	56	73
SEC Tournament, Atlanta, Ga.*					
M5	Auburn*	N	W	68	64
M6	South Carolina*	N	L	60	71 -/15
NIT#					
M11	Georgetown#	H	L	69	71

1998-99 | 22-9 | SEC 10-6, 3rd East

Coach: Billy Donovan **Captains: Eddie Shannon, Greg Stolt**

N16	Georgia Southern	H	W	76	62
N20	Florida State	A	W	82	66
N23	Bethune-Cookman	H	W	91	61
N30	Coastal Carolina	H	W	110	68
D5	Charleston Southern	H	W	80	67
D9	Duke	A	L	86	116 -/3
D12	Jacksonville	H	W	79	72
D20	Long Island	H	W	119	61
D22	Morehead State	H	W	117	70
D27	Michigan	N	W	79	63
J2	Kentucky	A	L	58	93 -/7
J6	Vanderbilt	H	W	90	59
J10	Georgia	H	W	72	62
J13	South Carolina	A	W	68	51
J16	Auburn	A	L	69	88 -/8
J20	LSU	A	W	77	58
J23	Tennessee	H	W	93	72
J27	Alabama	H	W	72	68 25/-
J30	Mississippi State	A	L/OT	63	66 25/-
F4	Kentucky	H	W	75	68 -/5
F6	Ole Miss	H	L	68	79
F10	Tennessee	A	L	56	91 23/-
F13	Georgia	A	W	75	64 23/-
F16	Arkansas	H	W	74	61 23/-
F24	South Carolina	H	W	89	61 19/-
F27	Vanderbilt	A	L/OT	70	71 19/-
SEC Tournament, Atlanta, Ga.*					
M4	LSU*	N	W	97	75 21/-
M5	Arkansas*	N	L	74	75 21/22
NCAA First and Second Rounds, Seattle, Wash.#					
M11	Pennsylvania#	N	W	75	61 23/-
M13	Weber State#	N	W/OT	82	74 23/-
NCAA Regional, Phoenix, Ariz.\$					
M18	Gonzaga\$	N	L	72	73 23/-

1999-2000 | 29-8 | SEC 12-4, t-1st East

Coach: Billy Donovan **Captains: Kenyan Weak, Brent Wright, Major Parker**

NCAA Runner-Up, SEC Co-Champions					
N19	Florida State	H	W	96	61 7/-
N22	Utah State	N	W	60	58 6/-
N23	Purdue	N	L	68	79 6/22
N24	Georgetown	N	W	72	62 6/-
N29	New Hampshire	H	W	131	72 11/-
D4	Florida A&M	H	W	96	44 11/-
D11	Bethune-Cookman	H	W	93	77 9/-
D19	High Point	H	W	109	60 9/-
D22	Rutgers	N	W	85	65 8/-
D23	UNC Wilmington	H	W	80	53 8/-
D28	Virginia Military	H	W	113	68 6/-
D30	South Alabama	H	W	82	61 6/-
J5	Vanderbilt	A	L	77	87 6/-
J8	Ole Miss	A	W	75	71 6/-
J12	LSU	H	W	82	57 10/24
J18	Tennessee	H	L/2OT	79	81 9/16



ALL-TIME RESULTS

J22	Alabama	A	W	77	73	9/-
J26	DePaul	N	L	69	71	10/-
J29	Vanderbilt	H	W	89	63	10/20
F2	South Carolina	A	W	86	82	12/-
F5	Georgia	H	W	85	66	12/-
F8	Kentucky	H	W	90	73	12/11
F12	Tennessee	A	L/OT	73	76	12/8
F15	Arkansas	A	W	80	71	11/-
F19	Mississippi State	H	W	88	58	11/-
F23	Georgia	A	W	90	68	9/-
F27	Auburn	H	W	88	59	9/11
M1	South Carolina	H	W	87	67	8/-
M4	Kentucky	A	L	70	85	8/22
SEC Tournament, Atlanta, Ga.*						
M9	Ole Miss*	N	W	89	67	11/-
M10	Auburn*	N	L	70	78	11/-
NCAA First and Second Rounds, Winston-Salem, N.C.#						
M17	Butler#	N	W/OT	69	68	13/-
M19	Illinois#	N	W	93	76	13/21
NCAA Regional, Syracuse, N.Y.!						
M24	Duke University!	N	W	87	78	13/1
M26	Oklahoma State!	N	W	77	65	13/14
NCAA Final Four, Indianapolis, Ind.\$						
A1	North Carolina\$	N	W	71	59	13/-
A3	Michigan State\$	N	L	76	89	13/2

2000-01 | 24-7 | SEC 12-4, t-1st East

Coach: Billy Donovan **Captains:** Brent Wright, Major Parker

SEC Co-Champions

N17	Florida State	A	W	85	70	11/-
N27	Florida Atlantic	H	W	100	42	10/-
D2	DePaul	H	W	83	76	10/-
D6	Michigan State	A	L	83	99	8/2
D9	Rutgers	H	W	79	65	8/-
D10	FAMU	H	W	125	50	8/-
D16	Gonzaga	N	W	85	71	8/-
D19	Bethune-Cookman	H	W	106	64	7/-
D23	American University	H	W	76	33	7/-
D28	Tulane	N	W	103	85	5/-
D30	New Hampshire	H	W	102	54	5/-
J7	South Carolina	A	L	68	69	5/-
J10	Mississippi State	A	W	81	80	8/-
J17	Georgia	H	L	72	75	7/-
J20	Vanderbilt	H	L	61	63	7/-
J24	Auburn	A	W	65	63	14/-
J27	South Carolina	H	W	69	57	14/-
J30	Tennessee	H	W	81	67	13/8
F3	Georgia	A	W	82	71	13/25
F6	Kentucky	A	L	70	71	8/-
F10	Arkansas	H	W	73	63	8/-
F13	LSU	A	W/OT	81	74	11/-
F18	Tennessee	A	W	88	82	11/15
F21	Ole Miss	H	W	75	55	7/12
F24	Alabama	H	W	89	68	7/14
F28	Vanderbilt	A	W	72	62	6/-
M4	Kentucky	H	W	94	86	6/15
SEC Tournament, Nashville, Tenn.*						
M9	Alabama*	N	W	69	61	5/-
M10	Ole Miss*	N	L	69	74	5/14
NCAA First and Second Rounds, New Orleans, La.#						
M16	Western Kentucky#	N	W	69	56	8/-
M18	Temple#	N	L	54	75	8/-

2001-02 | 22-9 | SEC 10-6, t-1st East

Coach: Billy Donovan **Captains:** Udonis Haslem, Matt Bonner, Brett Nelson

SEC East Co-Champions

IKON Coaches vs. Cancer Classic>						
N8	Temple>	N	W	72	64	6/16
N9	Arizona>	N	L	71	75	6/-
N16	Florida State	H	W	68	47	6/-
N28	New Hampshire	A	W	108	56	6/-
D2	Tulane	H	W	81	65	6/-
D5	Michigan State	H	W	74	70	6/24
D8	South Florida	A	W	92	73	6/-

D15	UNC-Charlotte	N	W	73	52	5/-
D18	High Point	H	W	103	49	4/-
D22	New Orleans	H	W	76	60	4/-
D28	Stetson	H	W	94	66	3/-
D30	Belmont	H	W	107	55	3/-
J5	South Carolina	H	W	69	60	3/-
J9	Tennessee	A	W/OT	104	100	3/-
J12	Vanderbilt	A	W	95	85	3/-
J16	LSU	H	W	102	70	2/-
J19	Georgia	H	L	79	84	2/20
J26	Arkansas	A	L/OT	92	94	5/-
J29	Kentucky	H	L	68	70	5/10
F2	Mississippi State	H	W	76	48	5/-
F5	South Carolina	A	W	72	63	8/-
F9	Vanderbilt	H	W	80	54	8/-
F12	Georgia	A	W	85	70	6/21
F16	Ole Miss	A	L	51	68	6/-
F20	Auburn	H	W	89	61	8/-
F23	Alabama	A	L	64	65	8/5
F26	Tennessee	H	W	68	62	8/-
M2	Kentucky	A	L	67	70	8/11
SEC Tournament, Atlanta, Ga.*						
M7	Auburn*	N	W	81	63	11/-
M8	Mississippi State*	N	L	52	62	11/-
NCAA First Round, Chicago, Ill.#						
M15	Creighton#	N	L/2OT	82	83	15/-

2002-03 | 25-8 | SEC 12-4, 2nd East

Coach: Billy Donovan **Captains:** Matt Bonner, Justin Hamilton, Brett Nelson

Preseason NIT >						
N19	Louisiana Tech>	H	W	76	55	8/-
N21	Eastern Illinois>	H	W	99	65	8/-
N24	Coastal Carolina	H	W	88	45	8/-
N27	Stanford>	N	L	65	69	7/-
N29	Kansas>	N	W	83	73	7/2
D3	West Virginia	N	L	66	68	8/-
D6	Florida State	A	W	58	57	8/-
D8	South Florida	H	W	68	52	8/-
D14	Maryland	A	W	69	64	14/18
D21	Miami	N	W/2OT	94	93	13/-
D23	Charleston Southern	H	W	74	62	12/-
D28	Bethune Cookman	H	W	99	64	12/-
D30	Florida A&M	H	W	91	58	12/-
J7	Mississippi State	A	W	74	66	11/7
J11	Georgia	H	W	66	63	11/20
J15	Tennessee	H	W	77	64	6/-
J18	South Carolina	A	W	77	75	6/-
J22	Vanderbilt	H	W	87	75	5/-
J28	LSU	A	W	70	53	4/-
F1	Arkansas	H	W	77	66	4/-
F4	Kentucky	A	L	55	70	1/6
F8	Alabama	H	W	75	56	1/22
F12	Ole Miss	H	W	74	55	4/-
F15	Tennessee	A	L	59	66	4/-
F17	New Orleans	H	W	77	48	7/-
F22	Vanderbilt	A	W/OT	77	74	7/-
F25	South Carolina	H	W	96	63	4/-
M1	Auburn	A	W	73	70	4/-
M4	Georgia	A	L	81	82	3/25
M8	Kentucky	H	L	67	69	3/2
SEC Tournament, New Orleans, La.*						
M14	LSU*	N	L	61	65	7/-
NCAA First and Second Rounds, Tampa, Fla.#						
M21	Sam Houston State#	N	W	85	55	10/-
M23	Michigan State#	N	L	46	68	10/-

2003-04 | 20-11 | SEC 9-7, 2nd East

Coach: Billy Donovan

N25	Montana State	H	W	112	73	8/-
MassMutual Tip-Off Classic, Springfield, Mass.*						
N28	Arizona*	N	W	78	77	8/4
D2	Florida A&M	H	W	102	78	2/-
D4	UCF	N	W	59	39	2/-
D6	Stetson	H	W	74	61	2/-

D10	Maryland	H	L/OT	68	69	1/-
D13	Louisville	A	L	65	73	1/-
D20	West Virginia	N	W	70	57	15/-
D22	Northeastern	H	W	101	84	13/-
D27	Eastern Kentucky	H	W	109	63	13/-
J3	Florida State	H	W	87	73	14/-
J7	South Carolina	A	W	65	62	14/-
J10	Tennessee	H	W	95	57	14/-
J17	Vanderbilt	A	L	72	86	14/23
J21	Mississippi State	H	L	68	79	17/19
J24	Auburn	H	W	68	52	17/-
J27	Alabama	A	W	88	78	22/-
J31	Tennessee	A	L	63	65	22/-
F3	Kentucky	H	L	65	68	21/9
F7	Vanderbilt	H	W	81	71	21/-
F14	LSU	H	L	70	73	22/-
F17	Georgia	A	L	62	76	
F21	Ole Miss	A	W	81	66	
F25	South Carolina	H	W	69	58	
F28	Arkansas	A	W	73	68	
M3	Georgia	H	W	63	55	
M7	Kentucky	A	L	62	82	-/9
SEC Tournament, Atlanta, Ga.<						
M12	Alabama<	N	W/OT	75	73	
M13	Vanderbilt<	N	W	91	69	
M14	Kentucky<	N	L	73	89	-/8
NCAA First Round, Raleigh, N.C.+						
M18	Manhattan+	N	L	60	75	

2004-05 | 24-8 | SEC 12-4, 2nd East

Coach: Billy Donovan **SEC Tournament Champions**

N19	Jacksonville	N	W	81	59	23/-
N23	Florida Atlantic	H	W	90	45	23/-
N27	Providence College	N	W	84	66	23/-
N30	Florida A&M	H	W	88	51	19/-
D4	Miami	H	L	65	72	19/-
D8	Stetson	H	W	93	54	
D11	Louisville	H	L	70	74	-/13
D19	Georgia Southern	H	W	100	68	
D22	Eastern Kentucky	H	W	98	49	
D29	Sam Houston State	H	W	83	51	
J2	Florida State	A	L	69	82	
J8	Arkansas	H	W	82	74	
J12	Auburn	A	W/OT	84	78	
J15	Vanderbilt	A	W	82	65	
J19	Tennessee	H	L/OT	76	83	
J25	Georgia	H	W	70	47	
J29	South Carolina	H	W	80	72	
F1	Mississippi State	A	L	57	71	
F5	Alabama	H	W	85	54	-/11
F8	Kentucky	A	L	66	69	-/5
F12	Tennessee	A	W	84	73	
F16	Ole Miss	H	W	90	53	
F19	LSU	A	L	73	77	
F23	Vanderbilt	H	W	69	61	
F27	South Carolina	A	W	66	65	
M2	Georgia	A	W	50	38	
M6	Kentucky	H	W	53	52	-/3
SEC Tournament, Atlanta, Ga.*						
M11	Mississippi State*	N	W	80	64	
M12	Alabama*	N	W	68	62	-/20
M13	Kentucky*	N	W	70	53	-/4
NCAA First and Second Rounds, Nashville, Tenn.>						
M18	Ohio>	N	W	67	62	16/-
M20	Villanova>	N	L	65	76	16/19

2005-06 | 33-6 | SEC 10-6, 2nd East

Coach: Billy Donovan

National Champions, SEC Tournament Champions

Coaches vs. Cancer Classic>						
N9	St. Peter's College>	H	W	80	51	
N10	Albany>	H	W	83	64	
N17	Wake Forest>	N	W	77	72	-/19
N18	Syracuse>	N	W	75	70	-/16
N25	Florida State	H	W	74	66	14/-



ALL-TIME RESULTS

N28	Alabama State	H	W	87	60	11/-
D3	UCF	H	W	80	47	11/-
D6	Providence	A	W	87	77	10/-
D9	Bethune-Cookman	H	W	88	58	10/-
D18	Jacksonville	H	W	101	58	7/-
D22	Miami	A	W	77	67	5/-
D30	Florida A&M	H	W	84	47	5/-
J3	Morgan State	H	W	92	49	5/-
J7	Georgia	A	W	90	72	5/-
J11	Mississippi State	H	W	75	60	2/-
J14	Auburn	H	W	69	57	2/-
J18	Savannah State	H	W	113	62	2/-
J21	Tennessee	A	L	76	80	2/-
J25	South Carolina	A	L	62	68	5/-
J28	Vanderbilt	H	W	81	58	5/-
J31	Ole Miss	A	W	69	58	8/-
F4	Kentucky	H	W	95	80	8/-
F8	South Carolina	H	L	67	71	7/-
F11	LSU	H	W	71	62	7/-
F15	Vanderbilt	A	W	73	68	10/-
F18	Arkansas	A	L	81	85	10/-
F22	Tennessee	H	L	72	76	12/10
F26	Alabama	A	L	77	82	12/-
M1	Georgia	H	W	77	66	17/-
M5	Kentucky	A	W	79	64	17/-
SEC Tournament, Nashville, Tenn.*						
M10	Arkansas*	N	W	74	71	16/-
M11	LSU*	N	W	81	65	16/18
M12	South Carolina*	N	W	49	47	16/-
NCAA First and Second Rounds, Jacksonville, Fla.#						
M16	South Alabama#	N	W	76	50	11/-
M18	UW-Milwaukee#	N	W	82	60	11/-
NCAA Regional, Minneapolis, Minn.\$						
M24	Georgetown\$	N	W	57	53	11/23
M26	Villanova\$	N	W	75	62	11/3
NCAA Final Four, Indianapolis, Ind.!						
A1	George Mason!	N	W	73	58	11/-
A3	UCLA!	N	W	73	57	11/7

2006-07 | 35-5 | SEC 13-3, 1st East

Coach: Billy Donovan

National Champions, SEC Champions, SEC Tournament Champions

N10	Samford	H	W	79	54	1/-
N14	North Florida	H	W	86	40	1/-
N16	Jacksonville	H	W	90	61	1/-
N18	Tennessee-Chattanooga	H	W	93	44	1/-
N21	Prairie View	H	W	94	33	1/-
N24	Western Kentucky	N	W	101	68	1/-
N25	Kansas	N	L	80	82	1/10
N28	Southern	H	W	83	27	4/-
D3	Florida State	A	L	66	70	4/-
D6	Providence	H	W	85	67	7/-
D17	Florida A&M	N	W	72	57	5/-
D20	Stetson	H	W	88	67	5/-
D23	Ohio State	H	W	86	60	5/3-
D30	UAB	N	W	75	70	3/-
J2	Liberty	H	W	89	58	3/-
J6	Georgia	H	W	67	51	3/-
J9	Arkansas	H	W	79	72	2/-
J13	South Carolina	A	W	84	50	2/-
J20	Ole Miss	H	W	79	70	1/-
J24	Mississippi State	A	W	70	67	1/-
J27	Auburn	A	W	91	66	1/-
J31	Vanderbilt	H	W	74	64	1/24
F3	Tennessee	H	W	94	78	1/-
F7	Georgia	A	W	71	61	1/-
F10	Kentucky	A	W	64	61	1/20
F14	Alabama	H	W	76	67	1/25
F17	Vanderbilt	A	L	70	83	1/-
F21	South Carolina	H	W	63	49	3/-
F24	LSU	A	L	56	66	3/-
F27	Tennessee	A	L	76	86	5/-
M4	Kentucky	H	W	85	72	5/-
SEC Tournament, Atlanta, Ga.*						
M9	Georgia*	N	W	74	57	6/-
M10	Ole Miss*	N	W	80	59	6/-

M11	Arkansas*	N	W	77	56	6/-
NCAA First and Second Rounds, New Orleans, La.#						
M16	Jackson State#	N	W	112	69	3/-
M18	Purdue#	N	W	74	67	3/-
NCAA Regional, St. Louis, Mo.\$						
M23	Butler\$	N	W	65	57	3/21
M25	Oregon\$	N	W	85	77	3/10
NCAA Final Four, Atlanta, Ga.!						
M31	UCLA!	N	W	76	66	3/7
A2	Ohio State!	N	W	84	75	3/1

2007-08 | 24-12 | SEC 8-8, 4th East

Coach: Billy Donovan

N9	North Dakota State	H	W	75	65	
N11	Tennessee Tech	H	W	93	65	
N14	N.C. Central	H	W	105	51	
N17	Rutgers	H	W	88	63	
N20	North Florida	H	W	102	51	25/-
N23	Florida State	H	L	51	65	25/-
N27	Stetson	H	W	71	48	
N30	Vermont	N	W	86	61	
D3	Jacksonville	H	W	88	72	
D5	Florida A&M	H	W	91	52	
D15	Georgia Southern	N	W	52	49	
D19	Charleston Southern	H	W	89	64	
D22	Ohio State	A	L	49	62	
D30	Temple	N	W	86	69	
J2	High Point	H	W	88	70	
J8	Alabama	A	W	90	83	
J12	Auburn	H	W	72	56	
J16	Ole Miss	A	L	87	89	-/18
J19	Kentucky	H	W/OT	81	70	
J23	South Carolina	A	W	73	71	
J27	Vanderbilt	H	W	86	64	-/14
F2	Arkansas	A	L	61	80	20/-
F5	Tennessee	A	L	82	104	-/7
F9	Georgia	H	W	77	67	
F13	LSU	H	L	73	85	
F16	Vanderbilt	A	L	58	61	-/24
F20	South Carolina	H	W	85	82	
F27	Georgia	A	W	77	64	
M1	Mississippi State	H	L	59	68	
M5	Tennessee	H	L	86	89	-/4
M9	Kentucky	A	L	70	75	
SEC Tournament, Atlanta, Ga.*						
M13	Alabama*	N	L	69	80	
NIT#						
M19	San Diego State#	H	W	73	49	
M21	Creighton#	H	W	82	54	
NIT Quarterfinals\$						
M25	Arizona State\$	A	W	70	57	
NIT Semifinals, New York City%						
A1	UMass%	N	L	66	78	

2008-09 | 25-11 | SEC 9-7, 3rd East

Coach: Billy Donovan

N14	Toledo	H	W	80	58	19/-
N16	Bradley	H	W	81	58	19/-
N20	Southern Utah	H	W	64	50	18/-
N24	Syracuse	N	L	83	89	17/-
N25	Washington	N	W	86	84	17/-
N30	Missouri-Kansas City	N	W	86	65	17/-
D2	Florida A&M	H	W	73	58	23/-
D7	Florida State	A	L	55	57	23/-
D10	Florida Gulf Coast	H	W	94	60	
D20	UCF	N	W	89	61	
D22	Georgia Southern	H	W	88	81	
D28	Winthrop	N	W	74	45	
D30	Stetson	H	W	78	57	
J3	North Carolina State	H	W	68	66	
J6	Longwood	H	W	95	69	
J10	Ole Miss	H	W	78	68	
J14	Auburn	A	W	68	65	
J17	Arkansas	H	W	80	65	
J21	South Carolina	A	L	69	70	24/-

J25	Vanderbilt	A	W	94	69	24/-
J28	Georgia	H	W	83	57	
J31	Tennessee	A	L	63	79	
F3	South Carolina	H	W	97	93	
F10	Kentucky	A	L	65	68	
F14	Georgia	A	L	86	88	
F18	Alabama	H	W	83	74	
F21	Vanderbilt	H	W	82	68	
F24	LSU	A	L	75	81	-/18
M1	Tennessee	H	L	75	79	
M4	Mississippi State	A	L	71	80	
M7	Kentucky	H	W	60	53	
SEC Tournament, Tampa, Fla.*						
M12	Arkansas*	N	W	73	58	
M13	Auburn*	N	L	58	61	
NIT#						
M18	Jacksonville#	H	W	84	62	
M20	Miami#	H	W	74	60	
NIT Quarterfinals\$						
M24	Penn State\$	H	L	62	71	

2009-10 | 21-13 | SEC 9-7, 4th East

Coach: Billy Donovan

N15	Stetson	H	W	74	46	
N18	Georgia Southern	H	W	69	49	
N20	Troy	H	W	80	58	
N24	Florida State	H	W	68	52	
N27	Michigan State	N	W	77	74	-/2
N28	Rutgers	N	W	73	58	
D1	Florida A&M	H	W	80	59	13/-
D4	Jacksonville	A	W	85	67	13/-
D10	Syracuse	N	L	73	85	10/7
D19	Richmond	N	L	53	56	13/-
D22	South Alabama	H	L	66	67	18/-
D28	American	H	W	76	60	
D30	Presbyterian	H	W	79	38	
J3	North Carolina State	A	W/OT	62	61	
J9	Vanderbilt	A	L	87	95	
J12	Kentucky	H	L	77	89	-/2
J16	LSU	H	W	72	58	
J21	Arkansas	A	W	71	66	
J23	South Carolina	H	W	58	56	
J27	Georgia	H	W	87	71	
J31	Tennessee	A	L	60	61	-/14
F4	Alabama	A	W	66	65	
F6	Mississippi State	H	W	69	62	
F10	South Carolina	A	L	71	77	
F13	Xavier	H	L	64	76	
F18	Auburn	H	W	78	70	
F20	Ole Miss	A	W	64	61	
F23	Tennessee	H	W	75	62	-/19
F27	Georgia	A	L	76	78	
M2	Vanderbilt	H	L	60	64	-/13
M7	Kentucky	A	L	66	74	-/3
SEC Tournament, Nashville, Tenn.*						
M11	Auburn*	N	W	78	69	
M12	Mississippi State*	N	L	69	75	
NCAA Tournament First Round, Oklahoma City, Okla.&						
M18	BYU&	N	L/2OT	92	99	-/17

2010-11 | 29-8 | SEC 13-3, 1st East

Coach: Billy Donovan

SEC Champions

N12	UNC Wilmington	H	W	77	60	9/-
N16	Ohio State	H	L	75	93	9/4
N18	North Carolina A&T	H	W	105	55	9/-
N21	Morehead State	H	W	61	55	9/-
N23	Florida Atlantic	H	W	79	66	16/-
N28	Florida State	A	W	55	51	16/-
D1	UCF	N	L	54	57	18/-
D5	American	N	W	67	48	18/-
D9	Kent State	H	W	65	52	
D18	Kansas State	N	W	57	44	-/6
D20	Jacksonville	H	L/OT	68	71	20/-
D22	Radford	H	W	66	55	20/-
D31	Xavier	A	W	71	67	



ALL-TIME RESULTS

J3	Rhode Island	H	W	84	59
J8	Ole Miss	H	W	77	71
J11	Tennessee	A	W/OT	81	75
J15	South Carolina	H	L	69	72
J20	Auburn	A	W	45	40
J22	Arkansas	H	W	75	43
J25	Georgia	A	W/OT	104	91 24/-
J29	Mississippi State	A	L	64	71 24/-
F1	Vanderbilt	H	W/OT	65	61 -/23
F5	Kentucky	H	W	70	68 -/10
F9	South Carolina	A	W	79	60 17/-
F12	Tennessee	H	W	61	60 17/-
F20	LSU	A	W	68	61 14/-
F24	Georgia	H	W	71	62 13/-
F26	Kentucky	A	L	68	76 13/22
M1	Alabama	H	W	78	51 14/-
M5	Vanderbilt	A	W	86	76 14/21
SEC Tournament, Atlanta, Ga.*					
M11	Tennessee*	N	W	85	74 12/-
M12	Vanderbilt*	N	W	77	66 12/-
M13	Kentucky*	N	L	54	70 12/15
NCAA Second and Third Rounds, Tampa, Fla. ^					
M17	UC Santa Barbara ^	N	W	79	51 15/-
M19	UCLA ^	N	W	73	65 15/-
NCAA Regional, New Orleans, La. #					
M24	BYU#	N	W	83	74 15/10
M26	Butler#	N	L/OT	71	74 15/-

2011-12 | 26-11 | SEC 10-6, t-2nd

Coach: Billy Donovan

N11	Jackson State	H	W	99	59 8/-
N15	Ohio State	A	L	74	81 7/3
N17	North Florida	H	W	91	55 7/-
N21	Wright State	N	W	78	65 10/-
N25	Jacksonville	H	W	107	62 10/-
N28	Stetson	N	W	96	70 10/-
D2	Syracuse	A	L	68	72 10/4
D7	Arizona	H	W/OT	78	72 12/-
D9	Rider	N	W	90	69 12/-
D17	Texas A&M	N	W	84	64 13/22
D19	Mississippi Valley State	H	W	82	54 11/-
D22	Florida State	H	W	82	64 11/-

D29	Rutgers	A	L/OT	83	85 10/-
D31	Yale	H	W	90	70 10/-
J3	UAB	H	W	79	61 13/-
J7	Tennessee	A	L	56	67 13/-
J10	Georgia	H	W	70	48 19/-
J14	South Carolina	A	W	79	65 19/-
J21	LSU	H	W	76	64 17/-
J26	Ole Miss	A	W	64	60 14/-
J28	Mississippi State	H	W	69	57 14/18
F2	South Carolina	H	W	74	66 12/-
F4	Vanderbilt	H	W	73	65 12/25
F7	Kentucky	A	L	58	78 8/1
F11	Tennessee	H	L	70	75 8/-
F14	Alabama	A	W	61	52 14/-
F23	Arkansas	A	W	98	68 14/-
F21	Auburn	H	W	63	47 12/-
F25	Georgia	A	L	62	76 12/-
F28	Vanderbilt	A	L	67	77 16/-
M4	Kentucky	H	L	59	74 16/1
SEC Tournament, New Orleans, La.*					
M9	Alabama*	N	W	66	63 22/-
M10	Kentucky*	N	L	71	74 22/1
NCAA Second and Third Rounds, Omaha, Neb. ^					
M16	Virginia ^	N	W	71	45 25/-
M18	Norfolk State ^	N	W	84	50 25/-
NCAA West Regional, Phoenix, Ariz. #					
M22	Marquette#	N	W	68	58 25/11
M24	Louisville#	N	L	68	72 25/17

2012-13 | 29-8 | SEC 14-4, 1st

Coach: Billy Donovan

				SEC Champions	
N11	Alabama State	H	W	84	35 10/-
N14	Wisconsin	H	W	74	56 10/22
N18	Middle Tennessee	N	W	66	45 10/-
N20	Savannah State	H	W	58	40 7/-
N23	UCF	H	W	79	66 7/-
N29	Marquette	H	W	82	49 7/-
D5	Florida State	A	W	72	47 6/-
D15	Arizona	A	L	64	65 5/8
D19	Southeastern Louisiana	H	W	82	43 8/-
D22	Kansas State	A	L	61	67 8/-
D29	Air Force	N	W	78	61 14/-

J6	Yale	A	W	79	58 13/-
J9	Georgia	H	W	77	44 11/-
J12	LSU	A	W	74	52 11/-
J17	Texas A&M	A	W	68	47 10/-
J19	Missouri	H	W	83	52 10/17
J23	Georgia	A	W	64	47 8/-
J26	Mississippi State	A	W	82	47 8/-
J30	South Carolina	H	W	75	36 4/-
F2	Ole Miss	H	W	78	64 4/16
F5	Arkansas	A	L	69	80 2/-
F9	Mississippi State	H	W	83	58 2/-
F12	Kentucky	H	W	69	52 7/25
F16	Auburn	A	W	83	52 7/-
F19	Missouri	A	L	60	63 5/-
F23	Arkansas	H	W	71	54 5/-
F26	Tennessee	A	L	58	64 8/-
M2	Alabama	H	W	64	52 8/-
M6	Vanderbilt	H	W	66	40 11/-
M9	Kentucky	A	L	57	61 11/-
SEC Tournament, Nashville, Tenn.*					
M15	LSU*	N	W	80	58 13/-
M16	Alabama*	N	W	61	51 13/-
M17	Ole Miss*	N	L	63	66 13/-
NCAA Second and Third Rounds, Austin, Texas ^					
M22	Northwestern State ^	N	W	79	47 14/-
M24	Minnesota ^	N	W	78	64 14/-
NCAA South Regional, Arlington, Texas #					
M29	Florida Gulf Coast#	N	W	62	50 14/-
M31	Michigan#	N	L	59	79 14/10

2013-14 | 36-3 | SEC 18-0, 1st

Coach: Billy Donovan

NCAA Final Four, SEC Champions, SEC Tournament Champions

N8	North Florida	H	W	77	69 10/-
N12	Wisconsin	A	L	53	59 11/20
N16	Arkansas Little-Rock	H	W	86	56 11/-
N18	Southern	H	W	67	53 16/-
N21	Middle Tennessee	H	W	79	59 16/-
N25	Jacksonville	A	W	86	60 15/-
N29	Florida State	H	W	67	66 15/-
D2	Connecticut	A	L	64	65 15/12
D10	Kansas	H	W	67	61 19/13
D17	Memphis	N	W	77	75 16/15
D21	Fresno State	N	W	66	49 16/-
D29	Savannah State	H	W	76	34 13/-
J4	Richmond	H	W	67	58 12/-
J8	South Carolina	H	W	74	58 10/-
J11	Arkansas	A	W/OT	84	82 10/-
J14	Georgia	H	W	72	50 7/-
J18	Auburn	A	W	68	61 7/-
J23	Alabama	A	W	68	62 6/-
J25	Tennessee	H	W	67	41 6/-
J30	Mississippi State	A	W	62	51 3/-
F1	Texas A&M	H	W	69	36 3/-
F4	Missouri	H	W	68	58 3/-
F8	Alabama	H	W	78	69 3/-
F11	Tennessee	A	W	67	58 3/-
F15	Kentucky	A	W	69	59 3/14
F19	Auburn	H	W	71	66 2/-
F22	Ole Miss	A	W	75	71 2/-
F25	Vanderbilt	A	W	57	54 1/-
M1	LSU	H	W	79	61 1/-
M4	South Carolina	A	W	72	46 1/-
M8	Kentucky	H	W	84	65 1/25
SEC Tournament, Atlanta, Ga.*					
M14	Missouri*	N	W	72	49 1/-
M15	Tennessee*	N	W	56	49 1/-
M16	Kentucky*	N	W	61	60 1/-
NCAA Second and Third Rounds, Orlando, Fla. ^					
M20	Albany ^	N	W	67	55 1/-
M22	Pittsburgh ^	N	W	61	45 1/-
NCAA South Regional, Memphis, Tenn. #					
M27	UCLA#	N	W	79	68 1/20
M29	Dayton#	N	W	62	52 1/-
NCAA Final Four, Arlington, Texas!					
A5	Connecticut!	N	L	53	63 1/18



Florida won a program-record 36 games, including a 30-game winning streak, and earned the NCAA Tournament's #1 overall seed in 2013-14.



ALL-TIME RESULTS

2014-15 | 16-17 | SEC 8-10, t-8th

Coach: Billy Donovan

N14	William & Mary	H	W	68	45	7/-
N17	Miami	H	L	67	69	8/-
N21	Louisiana-Monroe	H	W/OT	61	56	8/-
Battle 4 Atlantis, Paradise Island, Bahamas^						
N26	Georgetown^	N	L/OT	65	66	18/-
N27	UAB^	N	W	56	47	18/-
N28	North Carolina^	N	L	64	75	18/5
D5	Kansas	A	L	65	71	-/11
D8	Yale	H	W	85	47	
D12	Texas Southern	H	W	75	50	
D14	Jacksonville	H	W	79	34	
D20	Wake Forest	N	W	63	50	
D30	Florida State	A	L	63	65	
J3	Connecticut	H	L	59	63	
J7	South Carolina	A	W	72	68	
J10	Mississippi State	H	W	72	47	
J15	Auburn	H	W	75	55	
J17	Georgia	A	L	61	73	
J20	LSU	H	L	61	79	
J24	Ole Miss	A	L	71	72	
J27	Alabama	A	W	52	50	
J31	Arkansas	H	W	57	56	
F3	Vanderbilt	A	L	61	67	
F7	Kentucky	H	L	61	68	-/1
F12	Ole Miss	H	L	61	62	
F14	Texas A&M	A	L	62	63	
F18	Vanderbilt	H	W	50	47	
F21	LSU	A	L	63	70	
F24	Missouri	A	L	52	64	
F28	Tennessee	H	W	66	49	
M3	Texas A&M	H	W	66	62	
M7	Kentucky	A	L	50	67	-/1
SEC Tournament, Nashville, Tenn.*						
M12	Alabama*	N	W	69	61	
M13	Kentucky*	N	L	49	64	-/1

2015-16 | 21-15 | SEC 9-9, t-8th

Coach: Mike White

N13	Navy	A	W	59	41	
N16	North Carolina A&T	H	W	104	54	
Hall of Fame Tip-Off Classic, Uncasville, Conn.^						
N21	Saint Joseph's^	N	W	74	63	
N22	Purdue^	N	L	70	85	-/21
N25	Vermont	H	W	86	62	
N27	Florida Gulf Coast	H	W	70	50	
D1	Richmond	H	W	76	56	
D8	Miami	A	L	55	66	-/17
D12	Michigan State	A	L	52	58	-/1
D19	Oklahoma State	N	W	72	70	
D22	Jacksonville	H	W	89	65	
D29	Florida State	H	L	71	73	
J2	Georgia	H	W	77	63	
J6	Tennessee	A	L	69	83	
J9	LSU	H	W	68	62	
J12	Texas A&M	A	L	68	71	-/15
J16	Ole Miss	A	W	80	71	
J19	Mississippi State	H	W	81	78	
J23	Auburn	H	W	95	63	
J26	Vanderbilt	A	L	59	60	
J30	West Virginia	H	W	88	71	-/9
F3	Arkansas	H	W	87	83	
F6	Kentucky	A	L	61	80	-/20
F9	Ole Miss	H	W	77	72	
F13	Alabama	H	L	55	61	
F16	Georgia	A	W	57	53	
F20	South Carolina	A	L/OT	69	73	
F23	Vanderbilt	H	L	74	87	
F27	LSU	A	L	91	96	
M1	Kentucky	H	L	79	88	-/22
M5	Missouri	A	W	82	72	
SEC Tournament, Nashville, Tenn.*						
M10	Arkansas*	N	W	68	61	
M11	Texas A&M*	N	L	66	72	-/17

National Invitation Tournament#

M15	North Florida#	A	W	97	68	
M20	Ohio State#	A	W	74	66	
M23	George Washington#	A	L	77	82	

2016-17 | 27-9 | SEC 14-4, 2nd

Coach: Mike White

N11	Florida Gulf Coast	N	W	80	59	
N13	Mercer	N	W	76	54	
N17	St. Bonaventure	N	W	73	66	
N21	Belmont	N	W	78	61	
AdvoCare Invitational, Orlando, Fla.^						
N24	Seton Hall^	N	W	81	76	
N25	Gonzaga^	N	L	72	77	-/11
N27	Miami^	N	W	65	56	
D1	North Florida	A	W	91	60	24/-
D6	Duke	N	L	74	84	21/5
D11	Florida State	A	L	74	84	21/-
D17	Charlotte	N	W	87	46	
D21	Little Rock	H	W	94	71	
D29	Arkansas	A	W	81	72	25/-
J3	Ole Miss	H	W	70	63	24/-
J7	Tennessee	H	W	83	70	24/-
J10	Alabama	A	W	80	67	23/-
J14	Georgia	H	W/OT	80	76	23/-
J18	South Carolina	A	L	53	57	19/24
D21	Vanderbilt	H	L	66	68	19/-
J25	LSU	A	W	106	71	25/-
J28	Oklahoma	A	W	84	52	25/-
F2	Missouri	H	W	93	54	24/-
F4	Kentucky	H	W	88	66	24/8
F7	Georgia	A	W	72	60	17/-
F11	Texas A&M	H	W	71	62	17/-
F14	Auburn	A	W	114	95	15/-
F18	Mississippi State	A	W	57	52	15/-
F21	South Carolina	H	W	81	66	13/-
F25	Kentucky	A	L	66	76	13/11
M1	Arkansas	H	W	78	65	12/-
M4	Vanderbilt	A	L	71	73	12/-
SEC Tournament, Nashville, Tenn.*						
M10	Vanderbilt*	N	L/OT	62	72	17/-
NCAA First & Second Rounds, Orlando, Fla.#						
M16	East Tennessee State#	N	W	80	65	20/-
M18	Virginia#	N	W	65	39	20/24
NCAA East Regional, New York City, N.Y.%						
M24	Wisconsin%	N	W/OT	84	83	20/25
M26	South Carolina%	N	L	70	77	20/-

2017-18 | 21-13 | SEC 11-7, 3rd

Coach: Mike White

N13	Gardner-Webb	H	W	116	74	8/-
N16	North Florida	H	W	108	68	8/-
N19	New Hampshire	H	W	70	63	8/-
Phil Knight Invitational, Portland, Ore.^						
N23	Stanford^	N	W	108	87	7/-
N24	Gonzaga^	N	W/OT	111	105	7/17
N26	Duke^	N	L	84	87	7/1
D4	Florida State	H	L	66	83	5/-
D6	Loyola Chicago	H	L	59	65	5/-
D9	Cincinnati	N	W	66	60	5/17
D16	Clemson	N	L	69	71	22/-
D20	James Madison	H	W	72	63	
D22	Incarnate Word	H	W	75	60	
D30	Vanderbilt	H	W	81	74	
J2	Texas A&M	A	W	83	66	-/11
J6	Missouri	A	W	77	75	
J10	Mississippi State	H	W	71	54	
J13	Ole Miss	A	L	72	78	
J17	Arkansas	H	W	88	73	
J20	Kentucky	A	W	66	64	-/18
J24	South Carolina	H	L	72	77	20/-
J27	Baylor	H	W	81	60	20/-
J30	Georgia	A	L	60	72	23/-
F3	Alabama	H	L	50	68	23/-
F7	LSU	H	W	73	64	

F10	South Carolina	A	W	65	41	
F14	Georgia	H	L/OT	69	72	
F17	Vanderbilt	A	L	68	71	
F21	Tennessee	A	L	57	62	-/19
F24	Auburn	H	W	72	66	-/12
F27	Alabama	A	W	73	52	
M3	Kentucky	H	W	80	67	-/23
SEC Tournament, St. Louis, Mo.#						
M9	Arkansas#	N	L	72	80	23/-
NCAA First & Second Rounds, Dallas, Texas%						
M15	St. Bonaventure%	N	W	77	62	23/-
M17	Texas Tech%	N	L	66	69	23/14

2018-19 | 20-16 | SEC 9-9, 8th

Coach: Mike White

N6	Florida State	A	L	60	81	-/17
N9	Charleston Southern	H	W	76	46	
N14	La Salle	H	W	82	69	
Battle 4 Atlantis, Paradise Island, Bahamas^						
N21	Oklahoma^	N	L	60	65	
N22	Stanford^	N	W	72	49	
N23	Butler^	N	L	54	61	
N27	North Florida	H	W	98	66	
D4	West Virginia	N	W	66	56	
D8	Michigan State	H	L	59	63	-/10
D18	Mercer	H	W	71	63	
D22	Florida Gulf Coast	N	W	77	56	
D29	Butler	H	W	77	43	
J5	South Carolina	H	L	69	71	
J9	Arkansas	A	W	57	51	
J12	Tennessee	H	L	67	78	-/3
J15	Mississippi State	A	L	68	71	-/24
J19	Georgia	A	W	62	52	
J22	Texas A&M	H	W	81	72	
J26	TCU	A	L	50	55	
J30	Ole Miss	H	W/OT	90	86	
F2	Kentucky	H	L	54	65	-/7
F5	Auburn	A	L	62	76	
F9	Tennessee	A	L	61	73	-/1
F13	Vanderbilt	H	W	66	57	
F16	Alabama	A	W	71	53	
F20	LSU	A	W/OT	82	77	-/13
F23	Missouri	H	W	64	60	
F27	Vanderbilt	A	W	71	55	
M2	Georgia	H	L	55	61	
M6	LSU	H	L/OT	78	79	-/10
M9	Kentucky	A	L	57	66	-/6
SEC Tournament, Nashville, Tenn.#						
M14	Arkansas#	N	W	66	50	
M15	LSU#	N	W	76	73	-/9
M16	Auburn#	N	L	62	65	-/22
NCAA First & Second Rounds, Des Moines, Iowa%						
M21	Nevada%	N	W	70	61	-/20
M23	Michigan%	N	L	49	64	-/8

2019-20 | 19-12 | SEC 11-7, t-4th

Coach: Mike White

N5	North Florida	H	W	74	59	6/-
N10	Florida State	H	L	51	63	6/-
N14	Towson	H	W	66	60	15/-
N17	Connecticut	A	L	59	62	15/-
Charleston Classic, Charleston, S.C.^						
N21	Saint Joseph's^	N	W	70	62	
N22	Miami^	N	W	78	58	
N24	Xavier^	N	W	70	65	-/18
N29	Marshall	H	W	73	67	24/-
D7	Butler	A	L	62	76	-/24
D17	Providence	N	W	83	51	
D21	Utah State	N	L	62	65	
D28	Long Beach State	H	W	102	63	
J4	Alabama	H	W/OT	104	98	
J7	South Carolina	A	W	81	68	
J11	Missouri	A	L	75	91	
J14	Ole Miss	H	W	71	55	
J18	Auburn	H	W	69	47	-/4



ALL-TIME RESULTS

J21	LSU	A	L	82	84
J25	Baylor	H	L	61	72 -/1
J28	Mississippi State	H	L	71	78
F1	Vanderbilt	A	W	61	55
F5	Georgia	H	W	81	75
F8	Ole Miss	A	L	51	68
F12	Texas A&M	A	W	78	61
F15	Vanderbilt	H	W	84	66
F18	Arkansas	H	W	73	59
F22	Kentucky	A	L	59	65 -/10
F26	LSU	H	W	81	66
F29	Tennessee	A	L	58	63
M4	Georgia	A	W	68	54
M7	Kentucky	H	L	70	71 -/6

SEC and NCAA Tournaments cancelled due to coronavirus.

2020-21 | 15-10 | SEC 9-7, 5th

Coach: Mike White

Bubbleville, Uncasville, Conn.^					
D2	Army^	N	W	76	69
D3	Boston College^	N	W	90	70
D6	Stetson	H	W	86	40
D12	Florida State	A	L	71	83 -/20
D29	Vanderbilt	A	W	91	72
J2	LSU	H	W	83	79
J5	Alabama	A	L	71	86
J9	Kentucky	H	L	58	76
J12	Ole Miss	H	W	72	63
J16	Mississippi State	A	L	69	72

J19	Tennessee	H	W	75	49 -/6
J23	Georgia	A	W	92	84
J27	Vanderbilt	H	W	78	71
J30	West Virginia	A	W	85	80 -/11
F3	South Carolina	H	L	66	72 22/-
F16	Arkansas	A	L	64	75 -/24
F20	Georgia	H	W	70	63
F23	Auburn	A	W	74	57
F27	Kentucky	A	W	71	67
M3	Missouri	H	L	70	72
M7	Tennessee	A	L	54	65
SEC Tournament, Nashville, Tenn.#					
M11	Vanderbilt#	N	W	69	63
M12	Tennessee#	N	L	66	78
NCAA Tournament, Indianapolis, Ind.%					
M19	Virginia Tech%	N	W/OT	75	70 -/25
M21	Oral Roberts%	N	L	78	81

2021-22 | 20-14 | SEC 9-9, t-5th

Coach: Mike White, Al Pinkins (interim last 2 games)

N9	Elon	H	W	74	61
N14	Florida State	H	W	71	55 -/20
N18	Milwaukee	H	W	81	45 24/-
Fort Myers Tip-Off, Fort Myers, Fla.^					
N22	California^	N	W	80	60 23/-
N24	Ohio State^	N	W	71	68 23/-
N28	Troy	H	W	84	45 23/-
D1	Oklahoma	A	L	67	74 14/-
D6	Texas Southern	H	L	54	69 20/-

D8	North Florida	H	W	85	55 20/-
D12	Maryland	N	L	68	70 20/-
D18	South Florida	N	W	66	55
D22	Stony Brook	H	W	87	62
J5	Alabama	H	L	70	83 -/15
J8	at Auburn	A	L	73	85 -/9
J12	LSU	H	L	58	64 -/12
J15	South Carolina	A	W	71	63
J19	Mississippi State	H	W	80	72
J22	Vanderbilt	H	W	61	42
J24	Ole Miss	A	L	54	70
J26	Tennessee	A	L	71	78 -/18
J29	Oklahoma State	H	W	81	72
F2	Missouri	A	W	66	65
F5	Ole Miss	H	W/OT	62	57
F9	Georgia	H	W	72	63
F12	Kentucky	A	L	57	78 -/5
F15	Texas A&M	A	L	55	56
F19	Auburn	H	W	63	62 -/2
F22	Arkansas	H	L	74	82 -/18
F26	Georgia	A	W	84	72
M1	Vanderbilt	A	W	82	78
M5	Kentucky	H	L	63	71 -/7
SEC Tournament, Tampa, Fla.#					
M10	Texas A&M#	N	L/OT	80	83
National Invitation Tournament*					
M16	Iona*	H	W	79	74
M20	Xavier*	A	L	56	72

YEAR-BY-YEAR RECORD

YEAR	COACH	CAPTAIN	OVERALL		SEC	SEC FINISH	POINTS
			W	L	W L		
1915-16	C.J. McCoy	R.K. Van Camp	5	1			192-140
1916-19	No teams (WWI)						
1919-20	No Coach	C.A. Cox	2	5			181-234
1920-21	W.G. Kline	W.M. Madison	5	6			308-418
1921-22	W.G. Kline	C.Y. Byrd	5	5			306-283
1922-23	C.Y. Byrd	Roland Moss	2	5			157-238
1923-24	J.L. White	Edgar Jones	5	10			324-442
1924-25	J.L. White	Edgar Jones	2	7			217-289
1925-26	Brady Cowell	Lamar Sarra	7	7			401-399
1926-27	Brady Cowell	Red Smith	6	20			738-984
1927-28	Brady Cowell	Ion Walker	5	16			646-748
1928-29	Brady Cowell	George Perrine	7	13			605-746
1929-30	Brady Cowell	Dale Van Sickle	10	4			516-392
1930-31	Brady Cowell	Dale Waters	10	9			680-653
1931-32	Brady Cowell	A.E. Emmelhainz	8	12			640-606
1932-33	Brady Cowell	Brennan Brown	9	5	4 4	6th	484-452
1933-34	Ben Clemmons	George Gunn	11	7	4 2	4th	622-541
1934-35	Ben Clemmons	Welcome Shearer	8	7	4 3	5th	501-499
1935-36	Ben Clemmons	George Smathers	4	11	2 8	11th	407-487
1936-37	Josh Cody	Floyd Christian	5	13	1 9	12th	569-585
1937-38	Sam McAllister	Charlie Crejcie	11	9	3 7	11th	709-691
1938-39	Sam McAllister	Game Captains	9	6	5 4	7th	484-485
1939-40	Sam McAllister	H. Chalker, J. Maynard	13	9	5 4	5th	953-816
1940-41	Sam McAllister	Frank Yinshannis	15	3	6 2	2nd	787-634
1941-42	Sam McAllister	Steve Ellish	8	9	3 8	9th	616-623
1942-43	Spurgeon Cherry	Doyle Carlton	8	7	0 6	12th	721-515
1943-44	No team (WWII)						
1944-45	Spurgeon Cherry	Doug Belden	7	12	4 2	4th	828-852
1945-46	Spurgeon Cherry	Kenneth Hartsaw	7	14	2 6	10th	979-1009
1946-47	Sam McAllister	Game Captains	17	9	4 4	6th	1155-1012
1947-48	Sam McAllister	Game Captains	15	10	5 7	7th	1335-1250
1948-49	Sam McAllister	Bill Atkinson	11	15	4 8	9th	1405-1415
1949-50	Sam McAllister	J. Miller, H. Tanzler	9	14	4 10	11th	1206-1309
1950-51	Sam McAllister	Ted Jaycox	11	12	6 8	8th	1432-1518
1951-52	John Mauer	Game Captains	15	9	7 7	7th	1578-1543
1952-53	John Mauer	R. Casares, R. Roberts	13	6	8 5	3rd	1352-1265
1953-54	John Mauer	Game Captains	7	15	3 11	10th	1554-1681
1954-55	John Mauer	Sonny Powell	12	10	5 9	9th	1618-1667
1955-56	John Mauer	Ted Copeland	11	12	4 10	11th	1811-1756
1956-57	John Mauer	Bob Emrick	14	10	6 8	8th	1861-1708
1957-58	John Mauer	Joe Hobbs	12	9	5 9	9th	1549-1450
1958-59	John Mauer	D. Hoban, C. Pike	8	15	2 12	11th	1625-1746
1959-60	John Mauer	Bob Sherwood	6	16	3 11	11th	1549-1655
1960-61	Norm Sloan	Bob Shiver	15	11	9 5	4th	1830-1846
1961-62	Norm Sloan	Lou Merchant	12	11	8 6	4th	1554-1589
1962-63	Norm Sloan	Buddy Bales, Tom Barbee	12	14	5 9	9th	1943-1975
1963-64	Norm Sloan	Mont Highley	12	10	6 8	9th	1720-1606
1964-65	Norm Sloan	Brooks Henderson	18	7	11 5	4th	1826-1568
1965-66	Norm Sloan	B. Hoffmann, P. Morton	16	10	9 7	5th	1855-1740
1966-67	Tommy Bartlett	Skip Highley	21	4	14 4	2nd	1931-1637
1967-68	Tommy Bartlett	David Miller	15	10	11 7	5th	1968-1864
1968-69	Tommy Bartlett	Neal Walk	18	9	12 6	3rd	2093-1905
1969-70	Tommy Bartlett	Andy Owens	9	17	6 12	8th	1913-2048
1970-71	Tommy Bartlett	Earl Findley	11	15	8 10	7th	1907-1966
1971-72	Tommy Bartlett	Jerry Hoover	10	15	4 14	10th	1986-1952
1972-73	Tommy Bartlett	Tony Miller	11	15	7 11	7th	1911-1933
1973-74	John Lotz	T. Fletcher, M. Thompson, S. Williams	15	11	9 9	5th	1993-1969
1974-75	John Lotz	Chip Williams	12	16	8 10	6th	2290-2275
1975-76	John Lotz	M. Lederman, G. Shy	12	14	7 11	6th	2101-2030
1976-77	John Lotz	D. Bostic, L. Sanders, B. Smyth	17	9	10 8	4th	2108-1980
1977-78	John Lotz	A. Bonner, L. Brewster, R. Glasper	15	12	8 10	6th	2053-2014
1978-79	John Lotz	M. Cesare, R. Clarson	8	19	3 15	10th	1990-2053
1979-80	J. Lotz, E. Visscher	Game Captains	7	21	2 16	10th	1928-2210
1980-81	Norm Sloan	Ken McCraney, Mark Giombetti	12	16	5 13	8th	1924-2074
1981-82	Norm Sloan	Game Captains	5	22	2 16	10th	1845-1922
1982-83	Norm Sloan	Game Captains	13	18	5 13	10th	2260-2227
1983-84	Norm Sloan	Vernon Delancy, Ronnie Williams	16	13	11 7	3rd	2029-1916
1984-85	Norm Sloan	Eugene McDowell	18	12	9 9	5th	2211-2047
1985-86	Norm Sloan	Joe Lawrence, Andrew Moten	19	14	10 8	4th	2316-2203

YEAR	COACH	CAPTAIN	OVERALL		SEC	SEC FINISH	POINTS
			W	L	W L		
1986-87*	Norm Sloan	Joe Lawrence, Andrew Moten	21	10	12 6	2nd	2864-2444
1987-88^	Norm Sloan	Vernon Maxwell	22	11	11 7	t2nd	2559-2382
1988-89	Norm Sloan	Clifford Lett	21	13	13 5	1st	2586-2597
1989-90	Don DeVoe	Renaldo Garcia	7	21	3 15	10th	1898-2029
1990-91	Lon Kruger	Dwayne Davis, Renaldo Garcia	11	17	7 11	6th	2056-2121
1991-92	Lon Kruger	Brian Hogan, Tim Turner	19	14	9 7	5th/2nd	2261-2189
1992-93	Lon Kruger	H. Grimsley, S. Poole, S. Stewart	16	12	9 7	t4th/3rd	2058-1975
1993-94	Lon Kruger	Craig Brown, Andrew DeClercq	29	8	12 4	t2nd/t1st	2777-2514
1994-95	Lon Kruger	Dan Cross, Andrew DeClercq	17	13	8 8	6th/3rd	2178-2057
1995-96	Lon Kruger	Dametiri Hill, Brian Thompson	12	16	6 10	t8th/t5th	1869-1974
1996-97	Billy Donovan	None	13	17	5 11	10th/5th	2220-2181
1997-98	Billy Donovan	None	14	15	6 10	t9th/6th	2208-2134
1998-99	Billy Donovan	Eddie Shannon, Greg Stolt	22	9	10 6	4th/3rd	2488-2176
1999-00	Billy Donovan	M. Parker, K. Weaks, B. Wright	29	8	12 4	t1st/t1st	3102-2548
2000-01	Billy Donovan	Major Parker, Brent Wright	24	7	12 4	t1st/t1st	2509-2081
2001-02	Billy Donovan	M. Bonner, U. Haslem, B. Nelson	22	9	10 6	t2nd/t1st	2495-2064
2002-03	Billy Donovan	M. Bonner, J. Hamilton, B. Nelson	25	8	12 4	2nd/2nd	2484-2128
2003-04	Billy Donovan	None	20	11	9 7	3rd/2nd	2369-2149
2004-05	Billy Donovan	None	24	8	12 4	t2nd/2nd	2438-2020
2005-06	Billy Donovan	None	33	6	10 6	t3rd/2nd	3052-2478
2006-07	Billy Donovan	None	35	5	13 3	1st/1st	3193-2504
2007-08	Billy Donovan	None	24	12	8 8	6th/4th	2791-2433
2008-09	Billy Donovan	None	25	11	9 7	t5th/3rd	2774-2427
2009-10	Billy Donovan	None	21	13	9 7	t4th/4th	2455-2258
2010-11	Billy Donovan	None	29	8	13 3	1st/1st	2667-2343
2011-12	Billy Donovan	None	26	11	10 6	t2nd	2808-2404
2012-13	Billy Donovan	None	29	8	14 4	1st	2642-2012
2013-14	Billy Donovan	None	36	3	18 0	1st	2727-2253
2014-15	Billy Donovan	None	16	17	8 10	t8th	2101-1982
2015-16	Mike White	None	21	15	9 9	t8th	2677-2479
2016-17	Mike White	None	27	9	14 4	2nd	2804-2394
2017-18	Mike White	None	21	13	11 7	3rd	2577-2353
2018-19	Mike White	None	20	16	9 9	8th	2440-2289
2019-20	Mike White	None	19	12	11 7	t4th	2228-2047
2020-21	Mike White	None	15	10	9 7	5th	1854-1757
2021-22	Mike White	None	20	14	9 9	t5th	2400-2261

Note: SEC Finish column from 1991-92 through 2010-11 listed in Overall/Eastern Division format

*Two wins and one loss vacated by NCAA from original 23-11 record.

^One win and one loss vacated by NCAA from original 23-12 record.

Record by Decade

YEARS	OVERALL			SEC		
	W	L	PCT.	W	L	PCT.
1910-1919	5	1	.833	—	—	—
1920-1929	46	94	.329	—	—	—
1930-1939	86	89	.491	23	37	.383
1940-1949	103	84	.554	33	47	.413
1950-1959	112	115	.493	50	89	.360
1960-1969	145	101	.589	88	68	.564
1970-1979	120	145	.453	70	110	.389
1980-1989	155	147	.513	80	100	.444
1990-1999	167	140	.544	75	89	.457
2000-2009	260	87	.750	107	53	.669
2010-2019	244	114	.682	115	59	.661
2020-present	46	32	.590	29	25	.537
Totals	1,489	1,149	.564	670	675	.498

Record by Month

MONTH	W	L	PCT.
November	146	33	.816
December	355	213	.625
January	431	330	.566
February	398	434	.478
March	156	124	.557
April	4	5	.444

Note: Missing 12 games in early years with no months.



COACHING RECORDS

Coaches by Victories

COACH	SEASONS	WINS
Billy Donovan	19	467
Norm Sloan	15	232
Mike White	7	142
Sam McAllister	10	119
Lon Kruger	6	104
John Mauer	9	98
Tommy Bartlett	7	95
John Lotz	7	83
Brady Cowell	8	62
Ben Clemmons	3	23
Spurgeon Cherry	3	22
W.G. Kline	2	10
J.L. White	2	7
Don DeVoe	1	7
C.J. McCoy	1	5
Josh Cody	1	5
Ed Visscher	1*	3
C.Y. Byrd	1	2
Al Pinkins	1*	1

Coaches by Percentage

COACH	SEASONS	PCT
C.J. McCoy	1	.833
Billy Donovan	19	.709
Mike White	7	.617
Lon Kruger	6	.565
Sam McAllister	10	.553
Norm Sloan	15	.547
Tommy Bartlett	7	.528
Al Pinkins	1*	.500
John Mauer	9	.490
John Lotz	7	.487
Ben Clemmons	3	.479
W.G. Kline	2	.476
Brady Cowell	8	.419
Spurgeon Cherry	3	.400
J.L. White	2	.292
C.Y. Byrd	1	.286
Josh Cody	1	.278
Don DeVoe	1	.250
Ed Visscher	1*	.176

*Partial Season

Coaches by SEC Victories

COACH	SEASONS	WINS
Billy Donovan	19	200
Norm Sloan	15	126
Mike White	7	72
Tommy Bartlett	7	62
Lon Kruger	6	51
John Lotz	7	46
Sam McAllister	10	45
John Mauer	9	43
Ben Clemmons	3	10
Spurgeon Cherry	3	6
Brady Cowell	1	4
Don DeVoe	1	3
Josh Cody	1	1
Ed Visscher	1	1

Coaches by SEC Percentage

COACH	SEASONS	PCT
Billy Donovan	19	.645
Mike White	7	.581
Lon Kruger	6	.520
Norm Sloan	15	.504
Brady Cowell	1	.500
Tommy Bartlett	7	.492
Ben Clemmons	3	.434
Sam McAllister	10	.421
John Lotz	7	.412
John Mauer	9	.344
Spurgeon Cherry	3	.300
Don DeVoe	1	.167
Josh Cody	1	.100
Ed Visscher	1	.071

All-Time Coaching Records

YEAR	COACH	SEASONS	OVERALL			WON	SEC LOST	PCT
			WON	LOST	PCT			
1915-16	C.J. McCoy	1	5	1	.833			
1919-20	No Coach	1	2	5	.286			
1920-22	W.G. Kline	2	10	11	.476			
1922-23	C.Y. Byrd	1	2	5	.286			
1923-25	J.L. White	2	7	17	.292			
1925-33	Brady Cowell	8	62	86	.419	4	4	.500
1933-36	Ben Clemmons	3	23	25	.479	10	13	.434
1936-37	Josh Cody	1	5	13	.278	1	9	.111
1937-42, 1946-51	Sam McAllister	10	119	96	.553	45	62	.421
1942-43, 1944-46	Spurgeon Cherry	3	22	33	.400	6	14	.300
1951-60	John Mauer	9	98	102	.490	43	82	.344
1966-73	Tommy Bartlett	7	95	85	.528	62	64	.492
1973-80	John Lotz	7	83	88	.487	46	66	.412
1979-80	Ed Visscher	1	3	14	.176	1	13	.071
1960-66, 1980-89	Norm Sloan	15	232	192	.547	126	124	.504
1989-90	Don DeVoe	1	7	21	.250	3	15	.166
1991-96	Lon Kruger	6	104	80	.565	51	47	.520
1996-2015	Billy Donovan	19	467	186	.715	200	110	.645
2015-22	Mike White	7	142	88	.617	72	52	.581
2022	Al Pinkins	1	1	1	.500	0	0	.000
Totals		103	1,489	1,149	.564	670	675	.498

Notes:

Lotz coached 11 games in 1979-80. Visscher was interim coach for remainder of 1979-80 season

DeVoe was interim coach for complete 1989-90 season (took over for Norm Sloan on Oct. 31, 1989)

White coached 32 games in 2021-22. Pinkins was interim coach for the final two games of the season.



IN THE POLLS

1966-67 (2)	AP
Jan. 9	10
Jan. 16	8

1968-69 (1)	AP
Preseason	19

1986-87 (5)	AP
Dec. 22	20
Jan. 26	19
Feb. 9	19
Feb. 16	18
Feb. 23	18

1987-88 (9)	AP
Preseason	14
Nov. 30	7
Dec. 7	12
Dec. 14	11
Dec. 21	8
Dec. 28	8
Jan. 4	15
Jan. 25	14
Feb. 1	19

1988-89 (3)	AP
Preseason	15
Nov. 21	15
Nov. 28	19

1989-90 (4)	AP
Preseason	23
Nov. 27	24
Dec. 4	25
Dec. 11	24

1993-94 (7)	AP	Coaches
Jan. 31	24	NR
Feb. 7	20	21
Feb. 14	17	22
Feb. 21	16	19
Feb. 28	19	19
March 7	17	18
Final	14	4

1994-95 (12)	AP	Coaches
Preseason	10	13
Nov. 21	10	No Poll
Nov. 28	8	12
Dec. 5	6	9
Dec. 12	8	9
Dec. 19	8	8
Dec. 26	13	12
Jan. 2	13	12
Jan. 9	15	15
Jan. 16	24	20
Jan. 23	23	23
Jan. 30	25	NR

1998-99 (8)	AP	Coaches
Jan. 25	25	NR
Feb. 8	23	24
Feb. 15	23	24
Feb. 22	19	24
March 1	21	23
March 8	23	25
Final	*	17

1999-00 (20)	AP	Coaches
Preseason	8	8
Nov. 15	7	No Poll

Nov. 22	6	5
Nov. 29	11	10
Dec. 6	9	10
Dec. 13	9	8
Dec. 20	8	8
Dec. 27	6	7
Jan. 3	6	6
Jan. 10	10	9
Jan. 17	9	9
Jan. 24	10	9
Jan. 31	12	12
Feb. 7	12	11
Feb. 14	11	12
Feb. 21	9	10
Feb. 28	8	8
March 6	11	10
March 13	13	11
Final	*	2

2000-01 (20)	AP	Coaches
Preseason	11	11
Nov. 13	11	11
Nov. 20	11	11
Nov. 27	10	10
Dec. 4	8	9
Dec. 11	8	9
Dec. 18	7	7
Dec. 25	5	7
Jan. 1	5	6
Jan. 8	8	7
Jan. 15	7	7
Jan. 22	14	14
Jan. 29	13	14
Feb. 5	8	11
Feb. 12	11	9
Feb. 19	7	7
Feb. 26	6	6
March 5	5	6
March 12	8	8
Final	*	13

2001-02 (20)	AP	Coaches
Preseason	6	5
Nov. 12	6	7
Nov. 19	7	6
Nov. 26	6	6
Dec. 3	6	4
Dec. 10	5	4
Dec. 17	4	3
Dec. 24	3	2
Dec. 31	3	2
Jan. 7	3	2
Jan. 14	2	2
Jan. 21	5	4
Jan. 28	5	6
Feb. 4	8	7
Feb. 11	6	6
Feb. 18	8	8
Feb. 25	8	10
March 4	11	12
March 11	15	14
Final Poll	*	23

2002-03 (20)	AP	Coaches
Preseason	7	7
Nov. 18	8	7
Nov. 25	7	7
Dec. 2	8	8
Dec. 9	14	17
Dec. 16	13	13
Dec. 23	12	13

Dec. 30	12	13
Jan. 6	11	12
Jan. 13	6	7
Jan. 20	5	5
Jan. 27	4	4
Feb. 3	1	1
Feb. 10	4	4
Feb. 17	7	7
Feb. 24	4	4
March 3	3	3
March 10	7	7
March 17	10	8
Final	*	16

2003-04 (14)	AP	Coaches
Preseason	8	8
Nov. 17	8	8
Nov. 24	8	8
Dec. 1	2	2
Dec. 8	1	1
Dec. 15	15	13
Dec. 22	13	13
Dec. 29	14	12
Jan. 5	14	11
Jan. 12	15	10
Jan. 19	17	17
Jan. 26	22	20
Feb. 2	21	21
Feb. 9	22	20

2004-05 (8)	AP	Coaches
Preseason	23	22
Nov. 15	23	No Poll
Nov. 22	23	22
Nov. 29	19	18
Feb. 14	rv	24
March 7	rv	25
March 14	16	18
Final	*	24

2005-06 (18)	AP	Coaches
Nov. 21	14	15
Nov. 28	11	11
Dec. 5	10	7
Dec. 12	7	6
Dec. 19	5	5
Dec. 26	5	5
Jan. 2	5	5
Jan. 9	2	2
Jan. 16	2	2
Jan. 23	5	4
Jan. 30	8	7
Feb. 6	7	6
Feb. 13	10	7
Feb. 20	12	9
Feb. 27	17	14
March 6	16	14
March 13	11	10
Final	*	1

2006-07 (20)	AP	Coaches
Preseason	1	1
Nov. 13	1	1
Nov. 20	1	1
Nov. 27	4	4
Dec. 4	7	7
Dec. 11	5	5
Dec. 18	5	4
Dec. 25	3	3
Jan. 1	3	3
Jan. 8	2	2

Jan. 15	1	1
Jan. 22	1	1
Jan. 29	1	1
Feb. 5	1	1
Feb. 12	1	1
Feb. 19	3	3
Feb. 26	5	4
March 5	6	6
March 12	3	3
Final	*	1

2007-08 (2)	AP	Coaches
Nov. 19	25	24
Jan. 28	20	19

2008-09 (5)	AP	Coaches
Preseason	19	19
Nov. 17	18	19
Nov. 24	17	18
Dec. 1	23	21
Jan. 19	24	NR

2009-10 (4)	AP	Coaches
Nov. 30	13	17
Dec. 7	10	11
Dec. 14	13	13
Dec. 21	18	18

2010-11 (16)	AP	Coaches
Preseason	9	11
Nov. 15	9	10
Nov. 22	16	14
Nov. 29	18	16
Dec. 6	rv	24
Dec. 13	rv	24
Dec. 20	20	19
Jan. 24	24	23
Jan. 31	rv	23
Feb. 7	17	19
Feb. 14	14	15
Feb. 21	13	13
Feb. 28	14	14
March 7	12	12
March 14	15	No Poll
Final	*	10

2011-12 (20)	AP	Coaches
Preseason	8	10
Nov. 14	7	8
Nov. 21	10	9
Nov. 28	10	9
Dec. 5	12	12
Dec. 12	13	13
Dec. 19	11	12
Dec. 26	10	10
Jan. 2	13	14
Jan. 9	19	19
Jan. 16	17	14
Jan. 23	14	13
Jan. 30	12	11
Feb. 6	8	7
Feb. 13	14	12
Feb. 20	12	11
Feb. 27	16	13
March 5	22	19
March 12	25	21
Final	*	9

2012-13 (21)	AP	Coaches
Preseason	10	10
Nov. 12	10	10



IN THE POLLS

Nov. 19	7	8
Nov. 26	7	7
Dec. 3	6	5
Dec. 10	5	5
Dec. 17	8	9
Dec. 24	14	11
Dec. 31	13	9
Jan. 7	11	9
Jan. 14	10	9
Jan. 21	8	7
Jan. 28	4	4
Feb. 4	2	2
Feb. 11	7	6
Feb. 18	5	4
Feb. 25	8	6
March 4	11	9
March 11	13	11
March 18	14	12
Final	*	9

2013-14 (21) AP Coaches

Preseason	10	8
Nov. 11	11	10
Nov. 18	16	14
Nov. 25	15	13
Dec. 2	15	12
Dec. 9	19	19
Dec. 16	16	17
Dec. 23	13	14
Dec. 30	12	13
Jan. 6	10	11
Jan. 13	7	7
Jan. 20	6	6
Jan. 27	3	4
Feb. 3	3	4
Feb. 10	3	4
Feb. 17	2	2
Feb. 24	1	1
March 3	1	1
March 10	1	1
March 17	1	1
Final	*	3

2014-15 (4) AP Coaches

Preseason	7	7
Nov. 17	8	7
Nov. 24	18	16
Dec. 1	-	24

2016-17 (15) AP Coaches

Nov. 28	24	-
Dec. 5	21	21
Dec. 26	25	-
Jan. 2	24	24
Jan. 9	23	23
Jan. 16	19	21
Jan. 23	25	25
Jan. 30	24	23
Feb. 6	17	17
Feb. 13	15	13
Feb. 20	13	12
Feb. 27	12	12
March 6	17	13
March 13	20	17
Final	*	10

2017-18 (11) AP Coaches

Preseason	8	7
Nov. 13	8	7
Nov. 20	7	7
Nov. 27	6	6

Dec. 4	5	5
Dec. 11	22	22
Jan. 22	20	22
Jan. 29	23	24
March 5	23	23
March 12	23	24

2019-20 (3) AP Coaches

Preseason	6	6
Nov. 11	15	*
Nov. 25	24	25

2020-21 (2) AP Coaches

Dec. 7	*	25
Feb. 1	22	23

2021-22 (4) AP Coaches

Nov. 15	24	*
Nov. 22	23	24
Nov. 29	14	12
Dec. 6	20	16

**No new poll*

AP Ranking Facts

Total Times Ranked: 312

First Time Ranked: Jan. 9, 1967

First Time Ranked In Top 10: Jan. 9, 1967 (10)

First Time Ranked No. 1: Feb. 3, 2003

Last Time Ranked In Top 10: Preseason 2019-20 (6)

Last Time Ranked No. 1: March 17, 2014

Times Ranked No. 1: 14

Highest Final Ranking: 1st, 2014

Highest Preseason Ranking: No. 1, 2006-07

Most Consecutive Weeks Ranked: 94, 2/8/99-2/9/04

Most Consecutive Weeks (One Season): 20, 2x, last 2013-14

Most Consecutive Weeks Top 10: 21, 2/19/01-2/25/02

- Florida first received a national ranking in the United Press International Poll on Monday, Feb. 13th, 1965 (18th)

- Florida first received votes in the Associated Press Poll in the 1966 Preseason poll released Nov. 27

- Florida's longest stretch of consecutive polls ranked is 99 in the USA Today/ESPN Coaches' Poll from Feb. 8, 1999 to Feb. 9, 2004 (this includes an additional five final polls)

- The Gators finished the regular season ranked No. 1 for the first time in 2014.



MISCELLANEOUS RECORDS

Wins vs. Ranked Opponents (130)

DATE	TEAM	RANK	SCORE
Feb. 16, 1963	Mississippi State	8	73-52
Dec. 17, 1966	at Kentucky	4	78-75
Jan. 2, 1967	Mississippi State	10	63-54
Feb. 4, 1967	Vanderbilt	9	83-75
Dec. 18, 1967	Vanderbilt	3	74-72
Jan. 13, 1968	Kentucky	4	96-78
Jan. 20, 1968	Tennessee	4	59-46
Feb. 3, 1968	at Vanderbilt	7	91-85
Feb. 15, 1969	Kentucky	4	82-81*
Feb. 17, 1969	Tennessee	17	65-63*
Feb. 13, 1971	Kentucky	8	74-65*
Feb. 15, 1971	Tennessee	13	56-55*
Dec. 1, 1971	Louisville	9	70-69
Jan. 15, 1972	Kentucky	15	72-70
Jan. 8, 1973	Vanderbilt	9	80-72
March 2, 1974	Alabama	7	64-61*
March 9, 1974	Vanderbilt	5	80-77*
Feb. 24, 1975	Kentucky	7	66-58
Jan. 12, 1976	Alabama	12	71-70
Feb. 14, 1976	Tennessee	9	72-69
Feb. 7, 1977	Tennessee	14	80-76
Jan. 3, 1979	Kentucky	17	76-65
Jan. 29, 1979	at Vanderbilt	17	90-87 OT
Jan. 3, 1983	Alabama	5	89-85
Jan. 17, 1984	Kentucky	3	69-57
Jan. 24, 1984	at Georgia	18	77-69
Feb. 1, 1984	LSU	14	78-60
Jan. 22, 1986	LSU	14	74-65
Jan. 28, 1987	Alabama	9	90-80 OT
March 15, 1987	vs. Purdue (Syracuse)	7	85-66
Nov. 23, 1987	Georgia Tech	18	80-69
Jan. 20, 1988	at Kentucky	4	58-56
Feb. 20, 1988	Kentucky	9	83-76
March 1, 1988	Vanderbilt	19	81-65
Feb. 27, 1990	LSU	14	76-63
March 4, 1992	Kentucky	10	79-62
Jan. 2, 1993	at Florida State	18	89-86
Jan. 9, 1993	Vanderbilt	18	62-61
Dec. 28, 1993	vs. Okla. St. (Honolulu)	20	74-69
Jan. 18, 1994	Kentucky	7	59-57
March 25, 1994	vs. Connecticut (Miami)	4	69-60
Dec. 3, 1994	vs. Wake Forest (Greensboro)	21	81-70
March 10, 1995	vs. Miss. State (Atlanta)	15	80-64
Jan. 5, 1997	Arkansas	22	75-62
Feb. 1, 1998	at Kentucky	7	86-78
Feb. 4, 1999	Kentucky	5	75-68
Jan. 12, 2000	LSU	24	82-57
Jan. 29, 2000	Vanderbilt	20	89-63
Feb. 8, 2000	Kentucky	11	90-73
Feb. 27, 2000	Auburn	11	88-59
March 19, 2000	vs. Illinois (Winston-Salem)	21	93-76*
March 24, 2000	vs. Duke (Syracuse)	1	87-78*
March 26, 2000	vs. Oklahoma St. (Syracuse)	14	77-65*
Jan. 30, 2001	Tennessee	8	81-67*
Feb. 3, 2001	at Georgia	25	82-71*
Feb. 18, 2001	at Tennessee	15	88-82*
Feb. 21, 2001	Ole Miss	12	75-55*
Feb. 24, 2001	Alabama	14	89-68*
March 4, 2001	Kentucky	15	94-86
Nov. 8, 2001	vs. Temple (New York)	16	72-64
Dec. 5, 2001	Michigan State	24	74-70
Feb. 12, 2002	at Georgia	21	85-70
Nov. 29, 2002	vs. Kansas (New York)	2	83-73
Dec. 14, 2002	at Maryland	18	69-64
Jan. 7, 2003	at Mississippi State	7	74-66*
Jan. 11, 2003	Georgia	20	66-63*
Feb. 8, 2003	Alabama	22	75-56
Nov. 28, 2003	vs. Arizona (Springfield)	4	78-77
Jan. 3, 2004	Florida State	25(c)	87-73
Feb. 7, 2004	Vanderbilt	25(c)	81-71
Feb. 5, 2005	Alabama	11	85-54
March 6, 2005	Kentucky	3	53-52
March 12, 2005	Alabama	20	68-62*
March 13, 2005	Kentucky	4	70-53*

Nov. 17, 2005	vs. Wake Forest (New York)	19	77-72*
Nov. 18, 2005	vs. Syracuse (New York)	16	75-70*
March 11, 2006	vs. LSU (Nashville)	18	81-65
March 24, 2006	vs. G'town (Minneapolis)	23	57-53*
March 26, 2006	vs. Villanova (Minneapolis)	3	75-62*
April 3, 2006	vs. UCLA (Indianapolis)	7	73-57
Dec. 23, 2006	Ohio State	3	86-60
Jan. 31, 2007	Vanderbilt	24	74-64
Feb. 10, 2007	at Kentucky	20	64-61*
Feb. 14, 2007	Alabama	25	76-67*
March 23, 2007	vs. Butler (St. Louis)	21	65-57*
March 25, 2007	vs. Oregon (St. Louis)	10	85-77*
March 31, 2007	vs. UCLA (Atlanta)	7	76-66*
April 2, 2007	vs. Ohio State (Atlanta)	1	84-75*
Jan. 27, 2008	Vanderbilt	14	86-64
Nov. 27, 2009	vs. Mich. St. (Atlantic City)	2	77-74
Feb. 23, 2010	Tennessee	19	75-62
Dec. 18, 2010	vs. Kansas State (Sunrise)	6	57-44
Feb. 1, 2011	Vanderbilt	23	65-61*
Feb. 5, 2011	Kentucky	10	70-68*
March 5, 2011	at Vanderbilt	21	86-76
March 24, 2011	vs. BYU (New Orleans)	10	83-74 OT
Dec. 17, 2011	vs. Texas A&M (Sunrise)	22	84-64
Jan. 28, 2012	Mississippi State	18	69-57
Feb. 4, 2012	Vanderbilt	25	73-65
March 22, 2012	vs. Marquette (Phoenix)	11	68-58
Nov. 14, 2012	Wisconsin	22	83-52
Jan. 19, 2013	Missouri	17	83-52
Feb. 2, 2013	Ole Miss	16	78-64
Feb. 12, 2013	Kentucky	25	69-52
Dec. 10, 2013	Kansas	13	67-61*
Dec. 17, 2013	vs. Memphis (New York)	15	77-75*
Feb. 15, 2014	at Kentucky	14	69-59
March 8, 2014	Kentucky	25	84-65
March 27, 2014	vs. UCLA (Memphis)	20	79-68
Jan. 31, 2015	Arkansas	25(c)	57-56
Jan. 30, 2016	West Virginia	9	88-71
Feb. 4, 2017	Kentucky	8	88-66
March 18, 2017	vs. Virginia (Orlando)	24	65-39*
March 24, 2017	vs. Wisconsin (New York)	25	84-83* OT
Nov. 24, 2017	vs. Gonzaga (Portland)	17	111-105 2OT
Dec. 9, 2017	vs. Cincinnati (Newark)	17	66-60
Jan. 2, 2018	at Texas A&M	11	83-66
Jan. 20, 2018	at Kentucky	18	66-64
Feb. 24, 2018	Auburn	12	72-66
March 3, 2018	Kentucky	23	80-67
Feb. 20, 2019	at LSU	13	82-77 OT
March 15, 2019	vs. LSU (Nashville)	9	76-73
March 21, 2019	vs. Nevada (Des Moines)	20	70-61
Nov. 24, 2019	vs. Xavier (Charleston)	18	70-65
Jan. 18, 2020	Auburn	4	69-47
Jan. 19, 2021	Tennessee	6	75-49
Jan. 30, 2021	at West Virginia	11	85-80
March 19, 2021	vs. Va. Tech (Indianapolis)	25	75-70 OT
Nov. 14, 2021	Florida State	20	71-55
Feb. 19, 2022	Auburn	2	63-62

*Consecutive games

(c)Coaches' Poll/unranked in AP Poll (AP ranking listed for all others)

Wins After Trailing at Half (181)

DATE	GAME	DEFICIT	FINAL
Dec. 17, 1966	at Kentucky	3	78-75
Dec. 18, 1967	Vanderbilt	14	74-72
Jan. 29, 1968	Auburn	2	65-60
Feb. 17, 1969	Tennessee	3	65-63
March 3, 1969	at West Virginia	1	75-57
Dec. 19, 1969	Virginia Tech (N)	5	48-45
Feb. 12, 1970	Tennessee	4	57-56
Dec. 1, 1970	Samford	4	79-74
Jan. 2, 1971	Auburn	2	66-60
Jan. 4, 1971	Vanderbilt	1	84-82 OT
Feb. 15, 1971	Tennessee	4	56-55
Feb. 22, 1971	at Ole Miss	3	85-68
March 1, 1971	West Virginia	5	72-71
Jan. 3, 1972	Alabama	3	92-89
Jan. 15, 1972	Kentucky	11	72-70

Feb. 26, 1972	Mississippi State	2	88-80
Jan. 29, 1973	Ole Miss	10	65-59
Feb. 5, 1973	at Georgia Tech	3	87-85
Feb. 10, 1973	at Auburn	6	76-74
March 3, 1973	at Georgia	9	77-72
Dec. 26, 1973	at Jacksonville	15	64-62
Jan. 2, 1974	at Georgia Tech	3	70-68
Feb. 16, 1974	at Auburn	1	85-77
Jan. 4, 1975	Mississippi State	4	94-82
Feb. 10, 1975	Georgia	12	66-65
Dec. 26, 1975	at Jacksonville	8	65-64
Feb. 7, 1976	at Mississippi State	1	78-71 OT
Dec. 4, 1976	East Tennessee	3	62-59
Dec. 18, 1976	vs. Memphis State (N)	3	84-83
Jan. 31, 1977	at LSU	2	83-68
Feb. 7, 1977	Tennessee	5	80-76
Jan. 21, 1978	at LSU	9	74-70
Feb. 18, 1978	LSU	4	73-72
Dec. 14, 1978	Fairfield	9	109-99
Jan. 29, 1979	at Vanderbilt	8	90-87 OT
Feb. 2, 1980	Auburn	1	70-60
Feb. 18, 1980	Jacksonville	4	60-55
Jan. 17, 1981	Ole Miss	8	74-71
Nov. 27, 1982	at Alaska-Anchorage	1	72-52
Jan. 3, 1983	Alabama	2	89-85
Jan. 11, 1983	at South Florida	4	92-79 OT
Dec. 10, 1983	at Jacksonville	1	52-51
Dec. 22, 1984	at Stetson	3	70-54
Feb. 9, 1985	Vanderbilt	3	78-66
March 2, 1985	at Mississippi State	1	69-63
March 7, 1985	vs. Kentucky (SEC)	7	58-55
Jan. 2, 1986	at Tennessee	1	77-75 OT
Feb. 1, 1986	Tennessee	8	69-61
Feb. 26, 1986	Alabama	8	77-65
Dec. 20, 1986	vs. Ohio State (N)	1	82-72
Jan. 17, 1987	Tennessee	9	97-90
Feb. 3, 1988	at Alabama	6	74-64
Nov. 26, 1988	at Alaska-Anchorage	3	83-72
Nov. 30, 1988	Siena	9	71-67
Jan. 25, 1989	at Vanderbilt	9	81-78
Feb. 8, 1989	Georgia	9	65-60
Feb. 11, 1989	at Kentucky	7	59-53
Feb. 15, 1989	Auburn	2	90-79
Feb. 25, 1989	Vanderbilt	4	83-80
March 1, 1989	at LSU	6	104-95
March 10, 1989	vs. Georgia (SEC)	11	62-61
Dec. 12, 1989	vs. James Madison (N)	6	85-77
Feb. 6, 1991	at Auburn	4	87-84
Jan. 25, 1992	Vanderbilt	1	75-55
Feb. 22, 1992	at South Carolina	9	50-48
Feb. 26, 1992	at Tennessee	8	72-68
March 4, 1992	Kentucky	6	79-62
Jan. 6, 1993	at Auburn	4	76-73
Jan. 13, 1993	at Georgia	4	81-77 OT
Feb. 24, 1993	at South Carolina	18	80-73
Dec. 4, 1993	at Texas	2	76-68
Dec. 22, 1993	at Villanova	4	85-77
Dec. 30, 1993	Evansville	3	66-63
Jan. 5, 1994	LSU	2	74-73
Jan. 15, 1994	at South Carolina	9	77-75
Feb. 2, 1994	Auburn	2	68-67
Feb. 5, 1994	Mississippi State	5	84-75
Feb. 16, 1994	Georgia	4	91-79
Feb. 21, 1994	Florida State	2	72-61
March 17, 1994	vs. James Madison (NCAA)	4	64-62
March 25, 1994	vs. Connecticut (NCAA)	6	69-60
Nov. 25, 1994	Stetson	4	73-64
Jan. 28, 1995	Ole Miss	4	72-57
Feb. 15, 1995	Tennessee	3	70-48
March 5, 1995	Vanderbilt	4	69-58
Dec. 30, 1995	at Oklahoma	9	76-72 OT
Jan. 13, 1996	South Carolina	4	81-69
Jan. 27, 1996	LSU	1	73-70
Jan. 18, 1997	Alabama	5	85-66
Jan. 19, 1998	at Jacksonville	4	75-69
March 6, 1998	vs. Auburn (SEC)	3	68-64



MISCELLANEOUS RECORDS

Halftime Comebacks (cont.)

Jan. 20, 1999	at LSU	2	77-58
Jan. 23, 1999	Tennessee	2	93-72
March 11, 1999	vs. Penn (NCAA)	11	75-61
March 13, 1999	vs. Weber State (NCAA)	5	82-74 OT
Dec. 11, 1999	Bethune-Cookman	2	93-77
Jan. 8, 2000	at Ole Miss	3	75-71
Jan. 10, 2001	at Mississippi State	7	81-80
Jan. 24, 2001	at Auburn	4	65-63
Feb. 10, 2001	Arkansas	6	73-63
Feb. 13, 2001	at LSU	7	81-74 OT
Dec. 14, 2002	at Maryland	1	69-64
Dec. 23, 2002	Charleston Southern	2	74-62
Jan. 7, 2003	at Mississippi State	6	74-66
Jan. 11, 2003	Georgia	5	66-63
Jan. 18, 2003	at South Carolina	7	77-75
Feb. 22, 2003	at Vanderbilt	2	77-74 OT
Nov. 28, 2003	vs. Arizona (N)	1	78-77
Dec. 20, 2003	vs. West Virginia (N)	6	70-57
Jan. 7, 2004	at South Carolina	2	65-62
March 12, 2004	vs. Alabama (SEC)	4	75-73 OT
Jan. 12, 2005	at Auburn	3	84-78 OT
Feb. 27, 2005	at South Carolina	10	66-65
March 2, 2005	at Georgia	4	50-38
Nov. 18, 2005	vs. Syracuse (N)	1	75-70
Nov. 25, 2005	Florida State	8	74-66
Jan. 28, 2006	Vanderbilt	3	81-58
Feb. 4, 2006	Kentucky	2	95-80
March 11, 2006	vs. LSU (SEC)	3	81-65
March 24, 2006	vs. Georgetown (NCAA)	2	57-53
Dec. 30, 2006	UAB	7	75-70
Jan. 6, 2007	Georgia	1	67-51
Jan. 24, 2007	at Mississippi State	4	70-67
Jan. 31, 2007	Vanderbilt	11	74-64
Feb. 14, 2007	Alabama	11	76-67
March 18, 2007	Purdue (NCAA)	2	74-67
Dec. 15, 2007	Georgia Southern	9	52-49
Jan. 8, 2008	at Alabama	7	90-83
Jan. 23, 2008	at South Carolina	2	73-71
Jan. 3, 2009	North Carolina State	10	68-66
Nov. 20, 2009	Troy	1	80-58
Jan. 3, 2010	at North Carolina State	2	62-61
Feb. 6, 2010	Mississippi State	2	69-62
Feb. 20, 2010	at Ole Miss	1	64-61
Dec. 18, 2010	vs. Kansas State (N)	3	57-44
Jan. 20, 2011	at Auburn	1	45-40
Jan. 25, 2011	at Georgia	2	104-91 2OT
Feb. 12, 2011	Tennessee	6	61-60
Feb. 24, 2011	Georgia	7	71-62
March 11, 2011	vs. Tennessee (SEC)	5	85-74
March 12, 2011	vs. Vanderbilt (SEC)	8	77-66
Dec. 7, 2011	Arizona	1	78-72 OT
Jan. 14, 2012	at South Carolina	1	79-65
Jan. 26, 2012	at Ole Miss	10	64-60
Feb. 21, 2012	Auburn	3	63-47
Jan. 23, 2013	at Georgia	3	64-47
March 16, 2013	vs. Alabama (SEC)	3	61-51
Jan. 11, 2014	at Arkansas	1	84-82 OT
Feb. 4, 2014	Missouri	3	68-58
Feb. 11, 2014	at Tennessee	1	67-58
Feb. 15, 2014	at Kentucky	3	69-59
Feb. 19, 2014	Auburn	8	71-66
March 15, 2014	vs. Tennessee (SEC)	7	56-49
March 21, 2014	Louisiana-Monroe	2	61-56 OT
Jan. 7, 2015	at South Carolina	3	72-68
Nov. 27, 2015	Florida Gulf Coast	1	70-50
Jan. 19, 2016	Mississippi State	5	81-78
Feb. 16, 2016	at Georgia	4	57-53
Nov. 24, 2016	vs. Seton Hall (N)	1	81-76
Jan. 7, 2017	Tennessee	1	83-70
Jan. 14, 2017	Georgia	1	80-76 OT
Nov. 24, 2017	vs. Gonzaga (Portland)	7	111-105 2OT
Feb. 7, 2018	LSU	2	73-64
Jan. 22, 2019	Texas A&M	13	81-72
Feb. 13, 2019	Vanderbilt	2	66-57
Feb. 23, 2019	Missouri	9	64-60

March 15, 2019	vs. LSU (SEC)	10	76-73
Nov. 29, 2019	Marshall	8	73-67
Jan. 4, 2020	Alabama	14	104-98 2OT
Feb. 5, 2020	Georgia	15	81-75
March 4, 2020	at Georgia	2	68-54
Dec. 2, 2020	vs. Army (Uncasville)	8	76-69
Jan. 30, 2021	at West Virginia	5	85-80
Feb. 27, 2021	at Kentucky	1	71-67
March 19, 2021	vs. Va. Tech (Indianapolis)	6	75-70 OT
Nov. 14, 2021	Florida State	2	71-55
Nov. 24, 2021	vs. Ohio State (Ft. Myers)	4	71-68
Jan. 19, 2022	Mississippi State	6	80-72
Jan. 29, 2022	Oklahoma State	13	81-72
Feb. 5, 2022	Ole Miss	9	62-57 OT
March 16, 2022	Iona	7	79-74

Largest: 18 at South Carolina, Feb. 24, 1993

Largest at Home: 14 vs. Vanderbilt, Dec. 18, 1967

Postseason: 11 vs. Penn, March 11, 1999; vs. Georgia, March 10, 1989

Largest Deficits Overcome (any point in the game):

22, Georgia, Feb. 5, 2020

22, at South Carolina, Feb. 24, 1993

21, Alabama, Jan. 4, 2020 (2OT)

Overtime Games (57-46)

DATE	TEAM	SITE	W/L	SCORE
Feb. 20, 1922	Trinity	H	W	33-26
Jan. 11, 1930	Georgia	A	L	34-35
Jan. 15, 1938	Georgia	H	W	38-32
Feb. 23, 1951	Auburn	A	L	77-83
Jan. 14, 1960	Miami	H	L	65-70
Feb. 20, 1960	Vanderbilt*	H	W	81-75
Feb. 22, 1960	Georgia Tech*	H	L	55-69
Dec. 29, 1960	Navy	N	L	62-69
Feb. 20, 1961	Mississippi	H	W	81-77
Dec. 19, 1961	Georgia	A	L	72-78
Feb. 26, 1962	Georgia Tech	H	W	82-75
Nov. 30, 1962	Miami*	A	L	87-91 2OT
Dec. 3, 1962	Jacksonville*	H	W	82-81 2OT
Dec. 8, 1962	Texas Tech	A	W	71-69
Jan. 14, 1963	Alabama	H	W	69-67
Dec. 18, 1968	LSU	A	L	89-93
Feb. 8, 1969	Auburn	A	L	80-81
Jan. 12, 1970	Tennessee*	H	W	57-56
Jan. 17, 1970	West Virginia*	A	L	87-88
Jan. 4, 1971	Vanderbilt	H	W	84-82
Dec. 26, 1972	Rutgers	N	L	79-81
Feb. 5, 1973	Georgia Tech*	A	W	87-85
Feb. 10, 1973	Auburn*	A	W	76-75
Feb. 1, 1975	Vanderbilt*	H	W	101-90
Feb. 3, 1975	Mississippi State*	A	W	107-104 2OT
Dec. 27, 1975	Wake Forest	A	L	75-78
Jan. 26, 1976	Vanderbilt	H	L	81-85
Feb. 7, 1976	Mississippi State	A	W	78-71
Feb. 6, 1978	Vanderbilt	A	L	57-59 2OT
March 4, 1978	Tennessee	H	L	90-91 3OT
Dec. 15, 1978	Fairfield	N	W	109-99 3OT
Jan. 29, 1979	Vanderbilt*	A	W	90-87
Feb. 3, 1979	Auburn*	H	L	92-93
Feb. 24, 1979	Georgia	H	L	62-63
Dec. 13, 1980	Florida State	A	W	81-74 2OT
Feb. 13, 1982	Mississippi	H	L	57-58
March 3, 1982	Vanderbilt	N	L	46-47 2OT
Jan. 11, 1983	South Florida	A	W	92-79
Feb. 28, 1983	LSU*	H	L	87-91
March 3, 1983	Alabama*	A	L	99-106 2OT
Feb. 18, 1984	Tennessee	H	L	74-75 2OT
March 8, 1984	Tennessee	N	L	74-80
Feb. 6, 1985	Auburn	H	L	78-81
Jan. 2, 1986	Tennessee	A	W	77-75
Jan. 28, 1987	Alabama	H	W	90-80
Feb. 28, 1987	Alabama	A	L	85-86
Jan. 25, 1989	Vanderbilt	A	W	81-78
Feb. 25, 1989	Vanderbilt	H	W	83-80

Feb. 2, 1991	Mississippi	A	W	91-81 2OT
Feb. 6, 1991	Auburn	A	W	87-84
Feb. 12, 1992	Mississippi	A	W	86-84
Dec. 8, 1992	Jacksonville	H	W	82-75
Jan. 13, 1993	Georgia	A	W	81-77
March 25, 1994	Connecticut	N	W	69-60
Dec. 17, 1994	Florida State	N	W	71-65 2OT
Dec. 30, 1995	Oklahoma	N	W	76-72
Jan. 8, 1997	LSU	A	L	82-88
Jan. 22, 1997	Georgia	A	L	70-77
Feb. 4, 1998	Mississippi State	H	W	82-78
Feb. 27, 1999	Vanderbilt	A	L	70-71
March 13, 1999	Weber State	N	W	82-74
Jan. 18, 2000	Tennessee	H	L	79-81 2OT
Feb. 12, 2000	Tennessee	A	L	73-76
March 17, 2000	Butler	N	W	69-68
Feb. 13, 2001	LSU	A	W	81-74
Jan. 9, 2002	Tennessee	A	W	104-100
Jan. 26, 2002	Arkansas	A	L	92-94
March 15, 2002	Creighton	N	L	82-83 2OT
Dec. 21, 2002	Miami	N	W	94-93 2OT
Feb. 22, 2003	Vanderbilt	A	W	77-74
Dec. 10, 2003	Maryland	H	L	68-69
March 12, 2004	Alabama	N	W	75-73
Jan. 12, 2005	Auburn	A	W	84-78
Jan. 19, 2005	Tennessee	H	L	76-83
Feb. 18, 2006	Arkansas	A	L	81-85
Nov. 25, 2006	Kansas	N	L	80-82
Jan. 19, 2008	Kentucky	H	W	81-70
Jan. 3, 2009	North Carolina State	A	W	62-61
March 18, 2010	BYU	N	L	92-99 2OT
Dec. 20, 2010	Jacksonville	H	L	68-71
Jan. 11, 2011	Tennessee	A	W	81-75
Jan. 25, 2011	Georgia	A	W	104-91 2OT
Feb. 1, 2011	Vanderbilt	H	W	65-61
March 24, 2011	BYU*	N	W	83-74
March 26, 2011	Butler*	N	L	71-74
Dec. 7, 2011	Arizona	H	W	78-72
Dec. 29, 2011	Rutgers	A	L	83-85 2OT
Jan. 11, 2014	Arkansas	A	W	84-82
Nov. 21, 2014	Louisiana-Monroe*	H	W	61-56
Nov. 26, 2014	Georgetown*	N	L	65-66
Feb. 20, 2016	South Carolina	A	L	69-73
Jan. 14, 2017	Georgia	H	W	80-76
March 10, 2017	Vanderbilt	N	L	62-72
March 24, 2017	Wisconsin	N	W	84-83
Nov. 24, 2017	Gonzaga	N	W	111-105 2OT
Feb. 14, 2018	Georgia	H	L	69-72
Jan. 30, 2019	Ole Miss	H	W	90-86
Feb. 20, 2019	LSU	A	W	82-77
March 6, 2019	LSU	H	L	78-79
Jan. 4, 2020	Alabama	H	W	104-98 2OT
March 19, 2021	Virginia Tech	N	W	75-70
Feb. 5, 2022	Ole Miss	H	W	62-57
March 10, 2022	Texas A&M	N	L	80-83

*Denotes consecutive games.

Overall OT Record:	57-46
Home:	22-16
Away:	23-19
Neutral:	12-11
SEC Record:	41-30
Double Overtime:	9-8
Triple Overtime:	1-1
Current Streak:	L-1
Last Five:	4-1
Last 10:	7-3

Century Mark (80-2)

DATE	TEAM	SITE	W/L	SCORE
Dec. 9, 1953	Wofford	A	W	100-63
Dec. 12, 1955	Tampa	H	W	110-62
Dec. 28, 1956	Clemson	N	W	105-71
Dec. 1, 1958	Erskine	H	W	107-61
Feb. 6, 1959	Mississippi	H	W	102-97



MISCELLANEOUS RECORDS

March 3, 1962	Georgia	H	W	105-78
Jan. 7, 1963	Tulane	H	W	109-74
Dec. 11, 1963	Tampa	H	W	108-75
Dec. 26, 1963	Manhattan\$	N	W	100-75
Jan. 9, 1964	Miami	H	W	114-91
Jan. 4, 1965	LSU	H	W	102-62
Jan. 12, 1966	Miami	H	W	111-66
Dec. 3, 1966	Miami	H	W	113-88
Dec. 4, 1967	Jacksonville	H	W	109-73
Dec. 7, 1968	Miami&	N	W	111-62
Jan. 18, 1969	Furman	H	W	110-65
Jan. 25, 1971	Mississippi	H	W	106-86
Dec. 4, 1971	South Florida	H	W	116-87
Feb. 12, 1972	Auburn	H	L	100-103
Feb. 29, 1972	Chicago State	H	W	120-69
Dec. 1, 1972	Valdosta State	H	W	100-76
Dec. 17, 1973	Central Missouri State	H	W	109-72
Dec. 9, 1974	NW Missouri State	H	W	114-51
Feb. 1, 1975	Vanderbilt*	H	W	101-90
Feb. 3, 1975	Mississippi State*	A	W	107-104 2OT
Dec. 30, 1975	Roosevelt	H	W	121-54
Nov. 27, 1976	Mercer	H	W	105-63
Dec. 30, 1976	Holy Cross\$	N	W	101-85
Jan. 8, 1977	Georgia	A	W	101-76
Dec. 15, 1978	Fairfield#	N	W	109-99 3OT
Dec. 10, 1982	Jacksonville•	N	W	104-78
Nov. 24, 1984	UCF	H	W	106-55
Dec. 20, 1984	St. Thomas	A	W	120-66
Dec. 2, 1986	Western Carolina*	H	W	116-68
Dec. 4, 1986	Southern Methodist*	N	W	110-70
Dec. 29, 1986	Hawaii	A	W	115-83
Jan. 7, 1987	Mississippi State	H	W	100-56
Dec. 16, 1987	Ohio State	H	W	102-69
Dec. 10, 1988	LSU*	H	L	101-111
Dec. 19, 1988	Miami*	H	W	101-81
March 1, 1989	LSU	A	W	104-95
Jan. 26, 1994	Georgia	A	W	100-76
Dec. 30, 1996	Robert Morris+	N	W	106-69
Feb. 3, 1997	Jacksonville	H	W	102-82
Nov. 18, 1997	UCF	H	W	100-85
Nov. 30, 1998	Coastal Carolina	H	W	110-68
Dec. 20, 1998	Long Island*	H	W	119-61
Dec. 23, 1998	Morehead State*	H	W	117-70
Nov. 29, 1999	New Hampshire	H	W	131-72
Dec. 19, 1999	High Point	H	W	109-60
Dec. 28, 1999	VMI	H	W	113-68
Nov. 27, 2000	Florida Atlantic	H	W	100-42
Dec. 10, 2000	FAMU	H	W	125-50
Dec. 19, 2000	Bethune-Cookman	H	W	106-64
Dec. 28, 2000	Tulane*	A	W	103-85
Dec. 30, 2000	New Hampshire*	H	W	102-54
Nov. 28, 2001	New Hampshire	A	W	108-56
Dec. 18, 2001	High Point	H	W	103-49
Dec. 30, 2001	Belmont	H	W	107-55
Jan. 9, 2002	Tennessee	A	W	104-100 OT
Jan. 16, 2002	LSU	H	W	102-70
Nov. 25, 2003	Montana State	H	W	112-73
Dec. 2, 2003	FAMU	H	W	102-78
Dec. 22, 2003	Northeastern	H	W	101-84
Dec. 27, 2003	Eastern Kentucky	H	W	109-63
Dec. 19, 2004	Georgia Southern	H	W	100-68
Dec. 18, 2005	Jacksonville	H	W	101-58
Jan. 18, 2006	Savannah State	H	W	113-67
Nov. 24, 2006	Western Kentucky	H	W	101-68
March 16, 2007	Jackson State	H	W	112-69
Nov. 14, 2007	N.C. Central	H	W	105-51
Nov. 20, 2007	North Florida	H	W	102-51
Nov. 18, 2010	North Carolina A&T	H	W	105-55
Jan. 25, 2011	Georgia	A	W	104-91 2OT
Nov. 25, 2011	Jacksonville	H	W	107-62
Nov. 16, 2015	North Carolina A&T	H	W	104-54
Jan. 25, 2017	LSU	A	W	106-71
Feb. 14, 2017	Auburn	A	W	114-95
Nov. 13, 2017	Gardner-Webb*	H	W	116-74
Nov. 16, 2017	North Florida*	H	W	108-68
Nov. 23, 2017	Stanford*	N	W	108-87

Nov. 24, 2017	Gonzaga*	N	W	111-105 2OT
Dec. 28, 2019	Long Beach State*	H	W	102-63
Jan. 4, 2020	Alabama*	H	W	104-98 2OT

\$ - Gator Bowl Tournament • - Florida Four Tourney

& - Sunshine State Classic + - Fiesta Bowl Classic

- Industrial National Classic * - Denotes consecutive games

90-Point Games by Coach

Billy Donovan	80
Norm Sloan	45
John Lotz	34
Tommy Bartlett	28
Mike White	20
John Maurer	17
Lon Kruger	11
Don Devoe	3
Sam McAllister	1
Total	239

100-Point Games by Coach

Billy Donovan	33
Norm Sloan	18
Mike White	9
Tommy Bartlett	9
John Lotz	9
John Maurer	5
Lon Kruger	1
Total	84

Alternate Uniform Colors

Since 2002-03 season

Orange (21-21)

Feb. 18, 2006	Arkansas	A	L	81-85
Feb. 26, 2006	Alabama	A	L	77-82
March 11, 2006	LSU	SEC	W	81-65
Nov. 28, 2011	Stetson	N	W	96-70
Dec. 17, 2011	Texas A&M	N	W	84-64
Jan. 26, 2012	Ole Miss	A	W	64-60
Feb. 7, 2012	Kentucky	A	L	58-78
March 22, 2012	Marquette	NCAA	W	68-58
Dec. 22, 2012	Kansas State	N	L	61-67
March 9, 2013	Kentucky	A	L	57-61
Dec. 17, 2013	Memphis	N	W	77-75
Feb. 24, 2015	Missouri	A	L	52-64
Feb. 6, 2016	Kentucky	A	L	61-80
Feb. 20, 2016	South Carolina	A	L	69-73 OT
March 5, 2016	Missouri	A	W	82-72
March 11, 2016	Texas A&M	SEC	L	66-72
Nov. 21, 2016	Belmont	N	W	78-61
Dec. 6, 2016	Duke	N	L	74-84
Dec. 11, 2016	Florida State	A	L	78-83
Jan. 28, 2017	Oklahoma	A	W	84-52
Nov. 23, 2017	Stanford*	N	W	108-87
Nov. 24, 2017	Gonzaga*	N	W	111-105 2OT
Nov. 26, 2017	Duke*	N	L	84-87
Jan. 6, 2018	Missouri	A	W	77-75
Jan. 20, 2018	Kentucky	A	W	66-64
Jan. 27, 2018	Baylor*	H	W	81-60
Feb. 10, 2018	South Carolina*	A	W	65-41
Feb. 17, 2018	Vanderbilt	A	L	68-71
March 3, 2018	Kentucky*	H	W	80-67
March 17, 2018	Texas Tech*	NCAA	L	66-69

PK80 Special Edition*

Nov. 6, 2018	Florida State	A	L	60-81
Dec. 29, 2018	Butler	H	W	77-43
Jan. 26, 2019	TCU	A	L	50-55
March 9, 2019	Kentucky	A	L	57-66
Nov. 21, 2019	Saint Joseph's	N	W	70-62
Nov. 24, 2019	Xavier	N	W	70-65
Dec. 7, 2019	Butler	A	L	62-76
Jan. 11, 2020	Missouri	A	L	75-91
Feb. 22, 2020	Kentucky	A	L	59-65
Feb. 27, 2021	Kentucky	A	W	71-67
Jan. 22, 2022	Vanderbilt	H	W	61-42
Feb. 12, 2022	Kentucky	A	L	57-78

Black (17-16)

Dec. 6, 2002	Florida State	A	W	58-57
Dec. 21, 2002	Miami	A	W	94-93
Jan. 7, 2003	Mississippi State	A	W	74-66
Jan. 18, 2003	South Carolina	A	W	87-75
Jan. 28, 2003	LSU	A	W	77-66
Feb. 4, 2003	Kentucky	A	L	55-70
Feb. 15, 2003	Tennessee	A	L	59-66
Jan. 3, 2004	Florida State	H	W	87-73
Jan. 27, 2004	Alabama	A	W	88-78
Jan. 31, 2004	Tennessee	A	L	63-65
Jan. 2, 2005	Florida State	A	L	69-82
Dec. 3, 2006	Florida State	A	L	66-70
March 9, 2008	Kentucky	A	L	70-75
Jan. 14, 2009	Auburn	A	W	68-65
Jan. 21, 2009	South Carolina	A	L	69-70
Feb. 24, 2009	LSU	A	L	75-81
Feb. 27, 2010	Georgia	A	L	76-78
Jan. 7, 2017	Tennessee	H	W	83-70
Feb. 18, 2017	Mississippi State	A	W	57-52
Dec. 16, 2017	Clemson	N	L	69-71
Feb. 7, 2018	LSU	H	W	73-64
Feb. 27, 2018	Alabama	A	W	73-52
Dec. 17, 2019	Providence	N	W	83-51
Jan. 18, 2020	Auburn	H	W	69-47
Feb. 8, 2020	Ole Miss	A	L	51-68
Feb. 29, 2020	Tennessee	A	L	58-63
Jan. 16, 2021	Mississippi State	A	L	69-72
Jan. 30, 2021	West Virginia	A	W	85-80
March 7, 2021	Tennessee	A	L	54-65
Nov. 22, 2022	California	N	W	80-60
Dec. 8, 2021	North Florida	H	W	85-55
Dec. 12, 2021	Maryland	N	L	68-70
Jan. 24, 2022	Ole Miss	A	L	54-70
Feb. 19, 2022	Auburn	H	W	63-62

Gray (0-1)

Feb. 11, 2012	Tennessee	H	L	70-75
---------------	-----------	---	---	-------



ALL-TIME SERIES RECORDS

Active Division-I Teams

	W-L	FIRST GAME
Air Force	2-0	1963
Alabama	70-77	1927
Alabama State	2-0	2005
Albany	2-0	2005
American	3-0	2000
Arizona	2-2	2001
Arizona State	2-0	1984
Arkansas	26-14	1992
Arkansas-Little Rock	2-0	2013
Army	2-0	1972
Auburn	82-90	1927
Austin Peay	1-0	1992
Baylor	1-2	1981
Belmont	2-0	2001
Bethune-Cookman	6-0	1996
Boston College	3-0	1994
Bradley	1-0	1970
Brigham Young	1-3	1959
Brown	1-0	1977
Bucknell	1-0	1968
Butler	3-3	2000
California	1-2	1986
Charleston Southern	6-0	1991
Charlotte	4-2	1974
Chicago State	1-0	1972
Cincinnati	1-0	2017
The Citadel	1-0	1963
Clemson	9-10	1927
Coastal Carolina	3-0	1997
Colorado State	0-1	1989
Columbia University	1-0	1971
Connecticut	1-4	1994
Creighton	1-2	1996
Davidson	0-2	1921
Dayton	1-0	2014
Delaware	0-1	1996
DePaul	2-1	1965
Duke*	4-14	1932
Duquesne	2-0	1996
East Tennessee State	5-0	1969
Eastern Illinois	1-0	2002
Eastern Kentucky	2-0	2003
Elon	1-0	2021
Evansville	1-1	1955
Fairfield	1-0	1978
Florida A&M	11-0	1991
Florida Atlantic	3-0	2000
Florida Gulf Coast	5-0	2008
Florida International	2-0	1991
Florida State	44-29	1951
Fordham	1-2	1970
Fresno State	1-0	2013
Furman	3-4	1921
Gardner-Webb	1-0	2017
George Mason	1-0	2006
Georgetown	2-3	1990
George Washington	2-2	1939
Georgia	120-101	1923
Georgia Southern\$	6-2	1937
Georgia Tech	20-26	1922
Gonzaga	2-2	1999
Harvard	1-0	1969
Hawaii	1-0	1986
High Point	3-0	1999
Hofstra	1-1	1977
Holy Cross	1-0	1976
Houston	0-2	1970
Howard	1-0	1991
Illinois	1-4	1971
Incarnate Word	1-0	2017
Indiana	0-3	1974
Iona	1-1	1985
Iowa State	2-1	1979
Jackson State	2-0	2007

Jacksonville	32-5	1960
James Madison	3-1	1989
Kansas	2-4	1995
Kansas State	1-1	2010
Kent State	1-0	2010
Kentucky	41-107	1927
Kentucky Wesleyan	0-1	1955
La Salle	1-1	1989
Liberty	1-0	2007
LIU Brooklyn	1-0	1998
Long Beach State	1-0	2019
Longwood	1-0	2008
Louisiana-Lafayette (SW La.)	0-2	1983
Louisiana-Monroe	1-0	2014
LSU	50-66	1947
Louisiana Tech	2-1	1986
Louisville	1-8	1969
Loyola Chicago	0-1	2017
Manhattan	2-1	1963
Marquette	2-2	1976
Marshall	1-0	2019
Maryland	2-2	1932
Massachusetts	1-2	1978
McNeese State	1-0	1997
Memphis	2-0	1976
Mercer	8-7	1919
Miami (Fla.)	47-24	1928
Miami (Ohio)	0-1	1972
Michigan	1-3	1998
Michigan State	3-5	1987
Middle Tennessee	2-0	2012
Milwaukee	1-0	2021
Minnesota	1-1	1993
Mississippi	69-48	1940
Mississippi State	66-52	1936
Mississippi Valley State	1-0	2011
Missouri	8-4	2013
Missouri-Kansas City	1-0	2008
Missouri State	1-0	1986
Montana State	1-0	2003
Morehead State	2-1	1969
Morgan State	1-0	2006
Navy	2-1	1960
Nevada	1-0	2019
New Hampshire	4-0	1999
New Orleans	3-0	1989
Nicholls State	1-0	1997
Norfolk State	1-0	2012
North Carolina	2-4	1922
North Carolina A&T	2-0	2010
North Carolina Central	1-0	2007
North Carolina State	3-6	1921
North Dakota State	1-0	2007
North Florida	10-0	2006
Northeastern	1-0	2003
Northwestern	1-2	1968
Northwestern State	1-0	2013
Ohio	2-1	1926
Ohio State	6-8	1981
Oklahoma	2-1	1995
Oklahoma State	4-0	1993
Oral Roberts	1-0	2021
Oregon	1-0	2007
Penn	2-2	1974
Penn State	1-2	1965
Pittsburgh	3-4	1948
Prairie View A&M	1-0	2006
Presbyterian	1-0	2009
Providence	5-0	1978
Purdue	2-4	1980
Radford	1-0	2010
Rhode Island	1-0	2011
Rice	2-1	1960
Richmond	3-2	1922
Rider	1-0	2011
Robert Morris	1-0	1996

Rutgers	4-2	1972
St. Bonaventure	3-0	1977
St. Joseph's	3-1	1956
St. Peter's	1-0	2005
Sam Houston State	2-0	2003
Samford	2-0	1970
San Diego State	1-1	1985
San Jose State	0-1	1974
Savannah State	3-0	2006
Seton Hall	2-1	1939
Siena	1-0	1988
South Alabama	2-2	1984
South Carolina	47-28	1926
Southeastern Louisiana	1-0	2012
Southern U.	2-0	2006
Southern Methodist (SMU)	1-2	1960
Southern Miss	1-0	1986
Southern Utah	1-0	2008
Stanford	2-4	1974
Stetson	53-14	1919
Stony Brook	1-0	2021
Syracuse	1-3	1987
Temple	2-4	1969
Tennessee	58-80	1926
Tennessee-Chattanooga	1-0	2006
Tennessee Tech	1-0	2007
Texas	3-4	1964
Texas A&M	9-6	1992
Texas Christian (TCU)	2-1	1974
Texas Southern	1-1	2014
Texas Tech	2-1	1960
Toledo	1-0	2008
Towson	2-0	1988
Troy	2-0	2009
Tulane	12-11	1948
Tulsa	0-2	1962
UAB	3-1	1997
UCF	10-1	1984
UCLA	4-0	2006
UC Santa Barbara	1-0	2011
UNC Wilmington	3-0	1978
USF	19-5	1971
Utah	1-1	1988
Utah State	1-1	1999
Vanderbilt	73-71	1931
Vermont	3-0	1977
Villanova	2-2	1993
Virginia	2-1	1992
VMI	3-1	1921
Virginia Tech	5-5	1961
Wake Forest	7-5	1936
Washington	2-1	1965
Weber State	1-0	1999
West Virginia	7-3	1963
Western Carolina	1-0	1986
Western Kentucky	2-0	2001
Wichita State	2-0	1991
William & Mary	1-0	2014
Winthrop	1-0	2008
Wisconsin	3-2	1967
Wisconsin-Milwaukee	1-0	2006
Wofford	6-0	1921
Wright State	1-0	2011
Wyoming	0-1	1986
Xavier	2-3	1959
Yale	3-0	2011

* Duke record includes 1-1 mark vs. Trinity College
\$ Georgia Southern includes 1-2 record vs. Georgia State Teachers

Other Opponents

Alaska-Anchorage	3-0	1982
Albany YMCA	3-2	1922
Atwater Kent	2-0	1931
Augusta College	1-0	1990
Banana River NAS	2-0	1946
Biscayne/St. Thomas	6-0	1979
Camp Benning	1-1	1921
Camp Blanding	2-3	1945
Camp Blanding 120th Inf.	1-0	1943
Catholic Club	1-0	1919
Cedar Key AAF	1-0	1944
Central Missouri State	1-0	1973
Cincinnati YMCA	0-6	1926
Cohen Brothers	2-0	1930
Columbia College	2-0	1916
Coral Gables	0-3	1924
Davis-Elkins	0-2	1926
Daytona Beach All-Stars	1-0	1947
Denison	0-1	1926
Erskine	1-0	1958
Field Artillery 197th	1-0	1943
305th Fighter Squadron	1-0	1943
Florida Southern	27-6	1923
Ft. Benning	0-2	1924
Ft. Benning Parachute	0-1	1943
Ft. McPherson	1-0	1926
Goodyear Tire	0-1	1926
Green Cove	0-2	1946
Havana	1-1	1926
House of David	1-0	1934
Illinois Wesleyan	2-0	1976
Jacksonville Cavs	1-0	1946
Jacksonville NAS	5-7	1938
Jax. Seminole Canoe Club	4-3	1924
Jacksonville YMCA	3-2	1915
Kewatin (St. Augustine)	0-1	1916
Lawrence Tech	1-0	1949
Lee Field	0-1	1945
Lynchburg	0-1	1922
Macon YMCA	0-3	1919
Marine Maritime Academy	1-0	1945
Masked Marvels	1-0	1926
Miami YMCA	0-1	1923
Missouri Western	2-0	1975
Muhlenberg	1-0	1956
Naval Air Gunnery	1-0	1943
Naval Inshore Patrol	1-0	1943
Northwest Missouri State	1-0	1974
O.C.S.	1-0	1943
Oglethorpe	1-1	1927
Olson Swedes	0-1	1928
Orlando AFB	2-0	1946
Paris Island Marines	1-0	1927
Pinellas AAF	0-1	1944
Puerto Rico	1-0	1996
Ralph's Dry Cleaners	2-0	1926
Rollins	17-0	1922
Roosevelt	1-0	1975
St. Augustine YMCA	1-0	1916
St. Francis (Pa.)	1-0	1994
St. Leo	2-0	1983
Savannah YMCA	2-2	1919
Scranton	0-1	1939
Sears	1-0	1932
Sewanee	3-1	1938
South J'ville Greenbacks	2-2	1923
Spring Hill	1-1	1946
Tampa	20-4	1937
Union (Ky.) College	1-0	1941
Valdosta State	1-0	1972
Washington College	0-1	1939
Waycross	1-0	1932
Waycross NAS	1-0	1945
Welch Army Hospital	0-3	1945
Wilmington (Oh.) College	0-1	1926
305th Fighter Squadron	1-0	1-0



ALL-TIME SERIES SCORES

Air Force (2-0)

Dec. 27, 1963	GBT	W	74-68
Dec. 29, 2012	N	W	78-61

Alabama (70-77)

Jan. 17, 1927	A	L	44-49
Feb. 18, 1928	A	L	31-36
Feb. 20, 1928	A	W	29-21
Feb. 11, 1929	H	W	22-21
Feb. 12, 1929	H	W	34-23
Feb. 15, 1929	A	L	28-58
Feb. 16, 1929	A	L	33-47
Jan. 15, 1932	A	L	19-32
Jan. 16, 1932	A	L	11-26
Feb. 26, 1934	SEC	L	25-41
Feb. 7, 1935	A	L	25-27
Dec. 14, 1939	H	L	45-48
Dec. 15, 1939	H	L	38-47
Dec. 16, 1940	A	W	36-28
Dec. 17, 1940	A	L	22-28
Dec. 15, 1941	H	L	30-37
Dec. 16, 1941	H	L	28-33
Dec. 11, 1942	A	L	30-39
Dec. 12, 1942	A	L	26-32
Dec. 15, 1946	A	L	18-45
Jan. 7, 1950	H	L	48-51
Jan. 20, 1951	H	W	59-55
Feb. 24, 1951	A	L	61-79
Jan. 5, 1952	H	W	55-53
Feb. 4, 1952	A	L	59-67
Jan. 5, 1953	H	W	69-64
Feb. 6, 1953	A	W	61-60
Feb. 1, 1954	H	L	71-80
Feb. 15, 1954	A	L	58-85
Jan. 31, 1955	A	W	76-74
Feb. 14, 1955	H	L	80-89
Feb. 13, 1956	A	L	74-108
March 5, 1956	H	L	75-82
Jan. 26, 1957	A	W	93-71
Feb. 11, 1957	H	L	65-66
Jan. 13, 1958	H	W	66-62
Feb. 10, 1958	A	L	55-62
Jan. 12, 1959	H	L	77-82
Feb. 7, 1959	A	L	59-67
Jan. 11, 1960	H	W	89-76
Feb. 6, 1960	A	L	56-67
Jan. 30, 1961	H	W	52-50
Feb. 11, 1961	A	L	56-64
Jan. 15, 1962	H	W	74-53
Feb. 10, 1962	A	W	69-62
Jan. 14, 1963	H	W	69-67 OT
Feb. 9, 1963	A	L	74-75
Jan. 27, 1964	H	W	86-60
Feb. 8, 1964	A	W	97-91
Jan. 25, 1965	A	W	67-51
Jan. 3, 1966	H	W	56-53
Jan. 28, 1967	A	W	86-74
Feb. 6, 1967	H	W	82-50
Jan. 27, 1968	H	W	88-75
Feb. 5, 1968	A	W	64-59
Dec. 16, 1968	A	W	56-45
March 8, 1969	H	W	73-60
Jan. 7, 1970	H	W	79-70
March 7, 1970	A	L	78-89
Jan. 6, 1971	A	L	63-70
March 6, 1971	H	W	79-66
Jan. 3, 1972	H	W	79-77
March 11, 1972	A	L	82-86
Jan. 3, 1973	A	L	56-69
Jan. 24, 1973	H	L	74-82
Jan. 28, 1974	A	L	79-98
March 2, 1974	H	W	64-61
Jan. 27, 1975	H	L	67-73
March 1, 1975	A	L	75-100
Jan. 12, 1976	H	W	71-70

Feb. 9, 1976	A	L	73-79
Jan. 5, 1977	H	L	71-83
March 7, 1977	A	L	70-83
Jan. 30, 1978	H	W	84-73
Feb. 27, 1978	A	L	70-81
Jan. 22, 1979	H	L	66-77
Feb. 19, 1979	A	L	76-90
Feb. 28, 1979	N	L	64-81
Jan. 19, 1980	H	L	73-84
Feb. 16, 1980	A	L	62-80
Jan. 24, 1981	H	W	97-91
Feb. 21, 1981	A	L	43-62
Jan. 23, 1982	A	L	71-82
Feb. 20, 1982	H	L	69-70
Jan. 3, 1983	H	W	89-85
March 3, 1983	A	L	99-106 2OT
Jan. 2, 1984	A	L	61-63
March 1, 1984	H	W	81-62
Jan. 26, 1985	H	W	86-77
March 26, 1985	A	L	66-81
Jan. 25, 1986	A	L	64-67
Feb. 26, 1986	H	W	77-65
Jan. 28, 1987	H	W	90-80 OT
Feb. 28, 1987	A	L	85-86 OT
Feb. 3, 1988	A	W	74-64
March 5, 1988	H	W	52-45
Feb. 1, 1989	H	W	85-76
March 4, 1989	A	L	63-83
March 12, 1989	SEC	L	60-72
Jan. 30, 1990	A	L	44-57
March 3, 1990	H	L	54-63
Jan. 9, 1991	A	L	64-72
Feb. 9, 1991	H	L	80-88
March 8 1991	SEC	L	65-71
Feb. 1, 1992	A	L	56-68
March 13, 1992	SEC	L	60-62
Feb. 3, 1993	H	W	69-59
Jan. 22, 1994	A	L	61-69
March 12, 1994	SEC	W	68-52
Feb. 25, 1995	H	L	66-69
Jan. 31, 1996	A	L	65-68
Jan. 18, 1997	H	W	85-66
March 6, 1997	SEC	L	66-80
Feb. 14, 1998	A	L	66-80
Jan. 27, 1999	H	W	72-68
Jan. 22, 2000	A	W	77-73
Feb. 24, 2001	H	W	89-68
March 9, 2001	SEC	W	69-61
Feb. 23, 2002	A	L	74-75
Feb. 8, 2003	H	W	75-56
Jan. 27, 2004	A	W	88-78
March 12, 2004	SEC	W	75-73 OT
Feb. 5, 2005	H	W	85-54
March 12, 2005	SEC	W	68-62
Feb. 26, 2006	A	L	77-82
Feb. 14, 2007	H	W	76-67
Jan. 8, 2008	A	W	90-83
March 13, 2008	SEC	L	69-80
Feb. 18, 2009	H	W	83-74
Feb. 4, 2010	A	W	66-65
March 1, 2011	H	W	78-51
Feb. 14, 2012	A	W	61-52
March 9, 2012	SEC	W	66-63
March 2, 2013	H	W	64-52
March 16, 2013	SEC	W	61-51
Jan. 23, 2014	A	W	68-62
Feb. 8, 2014	H	W	78-69
Jan. 27, 2015	A	W	52-50
March 12, 2015	SEC	W	69-61
Feb. 13, 2016	H	L	55-61
Jan. 10, 2017	A	W	80-67
Feb. 3, 2018	H	L	50-68
Feb. 27, 2018	A	W	73-52
Feb. 16, 2019	A	W	71-53
Jan. 4, 2020	H	W	104-98 2OT

Jan. 5, 2021	A	L	71-86
Jan. 5, 2022	H	L	70-83

Alabama State (2-0)

Nov. 28, 2005	H	W	87-60
Nov. 11, 2012	H	W	84-35

Albany (2-0)

Nov. 10, 2005	H	W	83-64
March 20, 2014	NCAA	W	67-55

American University (3-0)

Dec. 23, 2000	H	W	76-33
Dec. 28, 2009	H	W	76-60
Dec. 5, 2010	N	W	67-48

Arizona (2-2)

Nov. 9, 2001	N	L	71-75
Nov. 28, 2003	N	W	78-77
Dec. 7, 2011	H	W	78-72 OT
Dec. 15, 2012	A	L	64-65

Arizona State (2-0)

Dec. 29, 1984	N	W	87-73
March 25, 2008	A	W	70-57

Arkansas (26-14)

Jan. 22, 1992	A	L	62-75
Feb. 6, 1993	H	L	66-74
Feb. 12, 1994	A	L	87-99
Feb. 28, 1995	H	L	85-94
Jan. 3, 1996	A	L	60-75
Jan. 5, 1997	H	W	75-62
Jan. 14, 1998	A	L	84-89
Feb. 16, 1999	H	W	74-61
March 5, 1999	SEC	L	74-75
Feb. 15, 2000	A	W	80-71
Feb. 10, 2001	H	W	73-63
Jan. 26, 2002	A	L	92-94 OT
Feb. 1, 2003	H	W	77-66
Feb. 28, 2004	A	W	73-68
Jan. 8, 2005	H	W	82-74
Feb. 18, 2006	A	L	81-85 OT
March 10, 2006	SEC	W	74-71
Jan. 9, 2007	H	W	79-72
March 11, 2007	N	W	77-56
Feb. 2, 2008	A	L	61-80
Jan. 17, 2009	H	W	80-65
March 12, 2009	SEC	W	73-58
Jan. 21, 2010	A	W	71-66
Jan. 22, 2011	H	W	75-43
Feb. 18, 2012	A	W	98-68
Feb. 5, 2013	A	L	69-80
Feb. 23, 2013	H	W	71-54
Jan. 11, 2014	A	W	84-82 OT
Jan. 31, 2015	H	W	57-56
Feb. 3, 2016	H	W	87-83
March 10, 2016	SEC	W	68-61
Dec. 29, 2016	A	W	81-72
March 1, 2017	H	W	78-65
Jan. 17, 2018	H	W	88-73
March 9, 2018	SEC	L	72-80
Jan. 9, 2019	A	W	57-51
March 14, 2019	SEC	W	66-50
Feb. 18, 2020	H	W	73-59
Feb. 16, 2021	A	L	64-75
Feb. 22, 2022	H	L	74-82

Arkansas-Little Rock (2-0)

Nov. 16, 2013	H	W	86-56
Dec. 21, 2016	H	W	94-71

Army (2-0)

Dec. 18, 1972	MSG	W	80-71
Dec. 2, 2020	N	W	76-69

Auburn (82-90)

Jan. 15, 1927	A	L	34-51
Feb. 9, 1927	H	L	28-40
Jan. 13, 1928	H	L	23-39
Jan. 14, 1928	H	L	33-43
Feb. 21, 1928	A	L	28-50
Feb. 22, 1928	A	L	29-38
Jan. 25, 1929	H	W	44-34
Jan. 26, 1929	H	L	32-39
Feb. 18, 1929	A	W	46-29
Feb. 19, 1929	A	L	26-51
Jan. 22, 1932	H	L	26-43
Jan. 23, 1932	H	L	21-28
Feb. 17, 1933	A	L	30-32
Feb. 18, 1933	A	L	11-16
Feb. 16, 1934	H	W	39-21
Feb. 17, 1934	H	L	21-23
Feb. 8, 1935	A	W	35-25
Feb. 9, 1935	A	L	34-39
Feb. 21, 1936	H	L	16-32
Feb. 22, 1936	H	W	20-13
Feb. 12, 1937	A	L	34-35
Feb. 13, 1937	A	L	40-51
Feb. 25, 1938	H	W	43-34
Feb. 26, 1938	H	W	51-35
Feb. 24, 1939	A	L	38-40
Feb. 25, 1939	A	W	31-25
Feb. 24, 1940	A	W	42-37
Feb. 19, 1942	H	L	23-47
Feb. 20, 1942	H	L	36-38
Feb. 12, 1945	A	W	58-33
Feb. 13, 1945	A	L	40-42
Feb. 19, 1945	H	L	41-43
Feb. 20, 1945	H	W	62-48
Jan. 29, 1946	A	L	36-49
Jan. 30, 1946	A	L	40-51
Feb. 8, 1946	H	L	53-60
Feb. 9, 1946	H	W	53-34
Jan. 17, 1947	H	W	48-32
Jan. 18, 1947	H	W	39-28
Feb. 7, 1947	A	W	48-42
Feb. 8, 1947	A	L	30-36
Dec. 12, 1947	H	L	41-43
Dec. 13, 1947	H	W	47-39
Feb. 6, 1948	A	L	50-53
Feb. 7, 1948	A	W	39-37
Jan. 8, 1949	H	W	61-45
Feb. 17, 1949	A	L	43-44
Jan. 14, 1950	A	L	46-72
Feb. 20, 1950	H	W	43-41
Feb. 17, 1951	H	W	82-61
Feb. 23, 1951	A	L	77-83 OT
Jan. 3, 1952	H	W	64-63
Feb. 8, 1952	A	L	52-61
Feb. 4, 1953	A	W	66-62
Feb. 21, 1953	H	W	71-67
Jan. 29, 1954	H	L	76-83
Feb. 13, 1954	A	L	65-85
Jan. 29, 1955	A	L	69-91
Feb. 12, 1955	H	L	66-70
Jan. 2, 1956	A	L	77-89
Feb. 11, 1956	H	L	73-77
Jan. 28, 1957	A	L	61-76
Feb. 9, 1957	H	L	70-73
Jan. 11, 1958	H	W	90-76
Feb. 8, 1958	A	L	69-76
Jan. 10, 1959	H	L	54-63
Feb. 9, 1959	A	L	71-93
Jan. 9, 1960	H	L	59-63
Feb. 8, 1960	A	L	51-89
Jan. 13, 1961	H	W	58-53



ALL-TIME SERIES SCORES

Feb. 13, 1961	A	W	78-60
Jan. 13, 1962	H	W	43-40
Feb. 12, 1962	A	L	60-64
Jan. 12, 1963	H	L	58-81
Feb. 11, 1963	A	L	59-88
Jan. 11, 1964	H	W	63-46
Feb. 10, 1964	A	L	58-79
Jan. 9, 1965	A	L	63-74
Feb. 8, 1965	H	L	79-83
Jan. 24, 1966	A	W	68-64
Feb. 9, 1966	H	L	66-86
Jan. 30, 1967	A	L	61-87
Feb. 18, 1967	H	W	79-59
Jan. 29, 1968	H	W	65-60
Feb. 17, 1968	A	L	65-73
Jan. 4, 1969	H	W	68-59
Feb. 8, 1969	A	L	80-81 OT
Jan. 3, 1970	A	L	75-91
Feb. 7, 1970	H	W	70-68
Jan. 2, 1971	H	W	66-60
Feb. 6, 1971	A	L	70-85
Jan. 8, 1972	A	L	74-79
Feb. 12, 1972	H	L	100-103
Jan. 6, 1973	H	W	65-55
Feb. 10, 1973	A	W	76-74 OT
Jan. 14, 1974	A	W	92-81
Feb. 16, 1974	H	W	85-77
Jan. 13, 1975	H	L	68-84
Feb. 15, 1975	A	L	75-76
Jan. 31, 1976	H	L	86-92
Feb. 28, 1976	A	L	80-89
Jan. 22, 1977	A	W	77-73
Feb. 19, 1977	H	W	79-68
Jan. 14, 1978	H	L	72-81
Feb. 11, 1978	A	L	84-92
Jan. 6, 1979	A	L	86-91
Feb. 3, 1979	H	L	92-93 OT
Jan. 5, 1980	H	W	70-60
Feb. 2, 1980	A	L	62-82
Jan. 10, 1981	H	W	63-59
Feb. 7, 1981	A	W	55-50
March 4, 1981	SEC	W	50-48 OT
Jan. 9, 1982	A	L	60-80
Feb. 6, 1982	H	W	69-66
Jan. 8, 1983	H	W	92-75
Feb. 5, 1983	A	L	54-62
Jan. 7, 1984	A	L	66-82
Feb. 5, 1984	H	L	64-67
Jan. 5, 1985	A	L	70-84
Feb. 6, 1985	H	L	78-81 OT
March 8, 1985	SEC	L	42-43
Jan. 4, 1986	H	W	62-59
Feb. 6, 1986	A	L	65-67
Jan. 31, 1987	A	L	68-81
Feb. 9, 1987	H	L	70-84
Jan. 6, 1988	A	L	67-72
Feb. 6, 1988	H	L	57-58
Jan. 14, 1989	A	W	79-75
Feb. 15, 1989	H	W	90-79
Jan. 13, 1990	H	W	84-62
Feb. 14, 1990	A	L	55-75
Jan. 5, 1991	H	W	84-82
Feb. 6, 1991	A	W	87-84 OT
Feb. 19, 1992	H	W	92-81
Jan. 6, 1993	A	W	76-73
Feb. 2, 1994	H	W	68-67
Jan. 25, 1995	A	L	71-77
Feb. 10, 1996	H	L	70-73
Jan. 11, 1997	A	L	65-79
Feb. 11, 1998	H	W	81-64
March 5, 1998	SEC	W	68-64
Jan. 16, 1999	A	L	69-88
Feb. 27, 2000	H	W	88-59
March 10, 2000	N	L	70-78
Jan. 24, 2001	A	W	65-63
Feb. 20, 2002	H	W	89-61

March 7, 2002	SEC	W	81-63
March 1, 2003	A	W	73-70
Jan. 24, 2004	H	W	68-52
Jan. 12, 2005	A	W	84-78 OT
Jan. 14, 2006	H	W	69-57
Jan. 27, 2007	A	W	91-66
Jan. 12, 2008	H	W	72-56
Jan. 14, 2009	A	W	68-65
March 13, 2009	SEC	L	58-61
Feb. 18, 2010	H	W	78-70
March 11, 2010	SEC	W	78-69
Jan. 20, 2011	A	W	45-40
Feb. 21, 2012	H	W	63-47
Feb. 16, 2013	A	W	83-52
Jan. 18, 2014	A	W	68-61
Feb. 19, 2014	H	W	71-66
Jan. 15, 2015	H	W	75-55
Jan. 23, 2016	H	W	95-63
Feb. 14, 2017	A	W	114-95
Feb. 24, 2018	H	W	72-66
Feb. 5, 2019	A	L	62-76
March 16, 2019	SEC	L	62-65
Jan. 18, 2020	H	W	69-47
Feb. 23, 2021	A	W	74-57
Jan. 8, 2022	A	L	73-85
Feb. 19, 2022	H	W	63-62

Austin Peay (1-0)

Dec. 29, 1992	N	W	86-62
---------------	---	---	-------

Baylor (1-2)

Dec. 30, 1981	N	L	71-72
Jan. 27, 2018	H	W	81-60
Jan. 25, 2020	H	L	61-72

Belmont (2-0)

Dec. 30, 2001	H	W	107-55
Nov. 21, 2016	N	W	78-61

Bethune-Cookman (6-0)

Nov. 25, 1996	H	W	68-59
Nov. 23, 1998	H	W	91-61
Dec. 11, 1999	H	W	93-77
Dec. 19, 2000	H	W	106-64
Dec. 28, 2002	H	W	99-64
Dec. 9, 2005	H	W	88-58

Boston College (3-0)

March 27, 1994	NCAA	W	74-66
Nov. 29, 1994	N	W	91-65
Dec. 3, 2020	N	W	90-70

Bradley (1-0)

Nov. 16, 2008	H	W	81-58
---------------	---	---	-------

Brigham Young (1-3)

Dec. 29, 1959	N	L	65-74
Dec. 30, 1991	N	L	73-79
March 18, 2010	NCAA	L	92-99 2OT
March 24, 2011	NCAA	W	83-74 OT

Brown (1-0)

Dec. 3, 1977	N	W	92-76
--------------	---	---	-------

Bucknell (1-0)

Dec. 31, 1968	H	W	74-70
---------------	---	---	-------

Butler (3-3)

March 17, 2000	NCAA	W	69-68 OT
March 23, 2007	NCAA	W	65-57
March 26, 2011	NCAA	L	71-74 OT
Nov. 23, 2018	N	L	54-61
Dec. 29, 2018	H	W	77-43
Dec. 7, 2019	A	L	62-76

California (1-2)

Dec. 27, 1986	N	L	80-83
Nov. 25, 1988	N	L	58-73
Nov. 22, 2021	N	W	80-60

Charleston Southern (6-0)

Dec. 4, 1991	H	W	57-52
Nov. 24, 1995	H	W	83-65
Dec. 5, 1998	H	W	80-67
Dec. 23, 2002	H	W	74-62
Dec. 19, 2007	H	W	89-64
Nov. 9, 2018	H	W	76-46

Charlotte (4-2)

Dec. 7, 1974	H	W	89-78
Dec. 6, 1975	A	L	64-73
Dec. 7, 1990	N	L	92-94
Dec. 20, 1992	N	W	70-69
Dec. 15, 2001	N	W	73-52
Dec. 17, 2016	N	W	87-46

Chicago State (1-0)

Feb. 29, 1972	H	W	120-69
---------------	---	---	--------

Cincinnati (1-0)

Dec. 9, 2017	N	W	66-60
--------------	---	---	-------

The Citadel (1-0)

Jan. 28, 1963	H	W	83-75
---------------	---	---	-------

Clemson (9-10)

Feb. 16, 1927	A	L	17-33
Feb. 8, 1928	A	L	29-32
Feb. 9, 1928	A	L	25-26
Jan. 11, 1929	H	L	23-36
Jan. 12, 1929	H	L	21-31
Feb. 12, 1930	A	L	28-33
Feb. 13, 1930	A	L	20-47
Feb. 5, 1932	H	W	36-25
Feb. 6, 1932	H	W	36-33
Jan. 13, 1933	A	W	34-28
Jan. 14, 1933	A	W	37-33
Feb. 9, 1934	A	W	36-31
Feb. 10, 1934	A	L	26-31
Jan. 4, 1937	H	W	52-36
Jan. 5, 1937	H	L	30-31
Dec. 27, 1951	N	W	73-62
Dec. 28, 1956	N	W	105-71
Dec. 30, 1957	N	W	76-64
Dec. 9, 2017	N	L	69-71

Coastal Carolina (3-0)

Nov. 29, 1997	H	W	62-44
Nov. 30, 1998	H	W	110-68
Nov. 24, 2002	H	W	88-45

Colorado State (0-1)

March 17, 1989	NCAA	L	46-68
----------------	------	---	-------

Columbia University (1-0)

Dec. 28, 1971	N	W	87-47
---------------	---	---	-------

Connecticut (1-4)

March 25, 1994	NCAA	W	69-60 OT
Dec. 2, 2013	A	L	64-65
April 5, 2014	NCAA	L	53-63
Jan. 3, 2015	H	L	59-63
Nov. 17, 2019	A	L	59-62

Creighton (1-2)

Nov. 29, 1996	N	L	73-74
March 15, 2002	NCAA	L	82-83 2OT
March 21, 2008	H	W	82-54

Davidson (0-2)

Feb. 10, 1921	A	L	26-45
1923-24	A	L	22-24

Dayton (1-0)

March 29, 2014	NCAA	W	62-52
----------------	------	---	-------

Delaware (0-1)

Dec. 1, 1996	N	L	78-88
--------------	---	---	-------

DePaul (2-1)

Dec. 29, 1965	N	W	72-64
Jan. 26, 2000	N	L	69-71
Dec. 2, 2000	H	W	83-76

Duke (4-14)

*Feb. 8, 1921	A	L	21-49
*Feb. 20, 1922	H	W	33-26 OT
Feb. 26, 1932	SC	L	22-33
Dec. 18, 1934	H	L	27-55
Dec. 19, 1934	H	W	40-21
Feb. 14, 1936	A	L	31-42
Dec. 16, 1937	H	L	25-33
Dec. 17, 1937	H	L	33-37
Dec. 17, 1946	A	L	37-44
Dec. 21, 1960	A	L	64-83
Dec. 1, 1961	A	L	58-80
Dec. 27, 1973	N	W	77-60
Dec. 29, 1987	N	L	70-93
April 2, 1994	NCAA	L	65-70
Dec. 9, 1998	A	L	86-116
March 24, 2000	NCAA	W	87-78
Dec. 6, 2016	N	L	74-84
Nov. 26, 2017	N	L	84-87

*Formerly known as Trinity

Duquesne (2-0)

Dec. 7, 1996	A	W	95-85
Dec. 3, 1997	H	W	99-66

East Tennessee State (5-0)

Dec. 2, 1969	N	W	68-49
Dec. 2, 1975	H	W	74-61
Dec. 4, 1976	A	W	62-59
Dec. 30, 1980	H	W	72-52
March 16, 2017	NCAA	W	80-65

Eastern Illinois (1-0)

Nov. 21, 2002	H	W	99-65
---------------	---	---	-------

Eastern Kentucky (2-0)

Dec. 27, 2003	H	W	109-63
Dec. 22, 2004	H	W	98-49

Elon (1-0)

Nov. 9, 2021	H	W	74-61
--------------	---	---	-------

Evansville (1-1)

Dec. 30, 1955	N	L	69-85
Dec. 30, 1993	N	W	66-63

Fairfield (1-0)

Dec. 15, 1978	N	W	109-99 3OT
---------------	---	---	------------

Florida A&M (11-0)

Nov. 23, 1991	H	W	76-66
Dec. 4, 1999	H	W	96-44
Dec. 10, 2000	H	W	125-50
Dec. 30, 2002	H	W	91-58
Dec. 2, 2003	H	W	102-78
Nov. 30, 2004	H	W	88-51
Dec. 30, 2005	H	W	84-47
Dec. 17, 2006	N	W	72-57

ALL-TIME SERIES SCORES

Dec. 5, 2007	H	W	91-52
Dec. 2, 2008	H	W	73-58
Dec. 1, 2009	H	W	80-59

Florida Atlantic (3-0)

Nov. 27, 2000	H	W	100-42
Nov. 23, 2004	H	W	90-45
Nov. 23, 2010	H	W	79-66

Florida Gulf Coast (5-0)

Dec. 10, 2008	H	W	94-60
March 29, 2013	NCAA	W	62-50
Nov. 27, 2015	H	W	70-50
Nov. 11, 2016	N	W	80-59
Dec. 22, 2018	N	W	77-56

Florida International (2-0)

Dec. 21, 1991	A	W	69-44
Nov. 26, 1994	H	W	86-66

Florida State (44-29)

Dec. 29, 1951	GB	W	61-51
Dec. 28, 1954	GB	W	82-79
Dec. 10, 1956	H	W	67-65
Dec. 11, 1957	A	W	71-70
Dec. 13, 1958	A	L	60-82
Dec. 5, 1959	H	W	81-71
Dec. 14, 1960	A	W	74-67
Feb. 22, 1961	H	W	75-74
Dec. 7, 1961	H	L	71-85
Feb. 21, 1962	A	L	56-79
Dec. 6, 1962	A	W	80-59
Jan. 23, 1963	H	W	90-86
Dec. 3, 1963	A	W	78-55
Jan. 22, 1964	H	W	52-50
Dec. 9, 1964	A	L	50-51
Feb. 23, 1965	H	W	77-65
Dec. 8, 1965	H	W	75-62
Jan. 18, 1966	A	W	74-65
Dec. 7, 1966	H	W	50-30
Feb. 22, 1967	A	W	90-75
Dec. 7, 1967	A	W	95-87
Feb. 21, 1968	H	W	89-62
Dec. 30, 1969	GB	L	63-88
Dec. 9, 1978	H	L	61-68
Dec. 8, 1979	N	L	70-87
Dec. 13, 1980	A	W	81-74
Jan. 26, 1981	H	L	71-82
Dec. 12, 1981	N	W	81-65
Jan. 11, 1982	A	L	67-82
Dec. 19, 1982	A	W	84-63
Dec. 2, 1983	H	L	60-67
Dec. 23, 1983	A	L	64-87
Nov. 30, 1984	A	W	68-65
Feb. 4, 1985	H	W	86-79
Nov. 29, 1985	H	W	85-66
Nov. 28, 1986	A	L	76-80
Dec. 12, 1987	H	W	71-48
Dec. 3, 1988	A	L	86-104
Dec. 1, 1989	H	W	82-69
Nov. 30, 1990	A	W	85-68
Jan. 27, 1992	H	L	67-68
Jan. 2, 1993	A	W	89-86
Dec. 18, 1993	N	L	59-69
Feb. 21, 1994	H	W	72-61
Dec. 17, 1994	N	W	71-65
Feb. 20, 1995	A	W	75-62
Dec. 16, 1995	N	L	52-74
Dec. 21, 1996	N	L	65-79
Dec. 14, 1997	N	L	81-83
Nov. 20, 1998	A	W	82-66
Nov. 19, 1999	H	W	96-61
Nov. 17, 2000	A	W	85-70
Nov. 16, 2001	H	W	68-47
Dec. 6, 2002	A	W	58-57

Jan. 3, 2004	H	W	87-73
Jan. 2, 2005	A	L	69-82
Nov. 25, 2005	H	W	74-66
Dec. 3, 2006	A	L	66-70
Nov. 23, 2007	H	L	51-65
Dec. 7, 2008	A	L	55-57
Nov. 24, 2009	H	W	68-52
Nov. 28, 2010	A	W	55-51
Dec. 22, 2011	H	W	82-64
Dec. 5, 2012	A	W	72-47
Nov. 29, 2013	H	W	67-66
Dec. 30, 2014	A	L	63-65
Dec. 29, 2015	H	L	71-73
Dec. 11, 2016	A	L	78-83
Dec. 4, 2017	H	L	66-83
Nov. 6, 2018	A	L	60-81
Nov. 10, 2019	H	L	51-63
Dec. 12, 2020	A	L	71-83
Nov. 14, 2021	H	W	71-55

Fordham (1-2)

Dec. 23, 1970	H	L	65-72
Dec. 9, 1972	A	L	69-78
Dec. 29, 1988	N	W	59-52

Fresno State (1-0)

Dec. 21, 2013	N	W	66-49
---------------	---	---	-------

Furman (3-4)

Feb. 12, 1921	A	W	37-25
Feb. 19, 1927	A	L	21-56
Feb. 10, 1928	A	L	21-44
Feb. 9, 1931	A	L	21-51
Jan. 18, 1969	H	W	110-65
Dec. 17, 1974	A	L	65-86
Nov. 29, 1975	H	W	87-69

Gardner-Webb (1-0)

Nov. 13, 2017	H	W	116-74
---------------	---	---	--------

George Mason (1-0)

April 1, 2006	NCAA	W	73-58
---------------	------	---	-------

George Washington (2-2)

Dec. 30, 1939	A	L	36-49
Dec. 22, 1977	N	W	70-63
Dec. 2, 1995	N	W	75-66
March 23, 2016	A	L	77-82

Georgetown (2-3)

Feb. 10, 1990	A	L	40-56
March 11, 1998	H	L	69-71
Nov. 24, 1999	N	W	72-62
March 24, 2006	NCAA	W	57-53
Nov. 26, 2014	N	L	65-66

Georgia (120-103)

1923-24	A	L	24-45
Feb. 10, 1926	A	L	27-55
1926-27	A	W	33-32
Jan. 6, 1928	H	L	35-37
Jan. 7, 1928	H	L	30-40
Jan. 4, 1929	A	L	32-48
Jan. 5, 1929	A	L	26-45
Jan. 11, 1930	H	L	34-35
Jan. 9, 1931	H	L	29-32
Jan. 10, 1931	H	L	29-49
Feb. 6, 1931	A	L	23-38
Feb. 7, 1931	A	L	32-33
Feb. 12, 1932	H	L	33-38
Feb. 13, 1932	H	W	47-27
Feb. 18, 1932	A	L	20-36
Feb. 19, 1932	A	L	20-39
Jan. 11, 1933	A	L	34-37

Jan. 12, 1933	A	W	33-32
Jan. 20, 1933	H	W	25-22
Jan. 21, 1933	H	W	40-39
Jan. 10, 1934	A	W	46-20
Jan. 11, 1934	A	L	24-32
Feb. 2, 1934	H	W	37-35
Feb. 3, 1934	H	W	47-27
Jan. 10, 1935	A	W	29-27
Jan. 11, 1935	A	L	30-34
Feb. 15, 1935	H	W	29-25
Feb. 16, 1935	H	W	47-45
Jan. 17, 1936	H	L	28-37
Jan. 18, 1936	H	L	32-43
Feb. 7, 1936	A	L	32-40
Feb. 8, 1936	A	L	22-27
Jan. 15, 1937	H	L	30-31
Jan. 16, 1937	H	W	36-18
Feb. 5, 1937	A	L	19-36
Feb. 6, 1937	A	L	27-28
Jan. 14, 1938	H	L	31-34
Jan. 15, 1938	H	W	38-32
Feb. 4, 1938	A	W	41-35
Feb. 5, 1938	A	L	27-28
Jan. 13, 1939	H	W	26-15
Jan. 14, 1939	H	L	18-35
Feb. 14, 1939	A	L	32-42
Feb. 15, 1939	A	L	18-43
Jan. 12, 1940	H	W	45-36
Jan. 13, 1940	H	W	36-25
Feb. 12, 1940	A	L	37-46
Feb. 13, 1940	A	L	35-54
Jan. 10, 1941	H	W	39-34
Jan. 11, 1941	H	W	44-42
Feb. 10, 1941	A	L	40-46
Feb. 11, 1941	H	W	46-44
Jan. 9, 1942	H	L	33-42
Jan. 10, 1942	H	W	29-28
Feb. 9, 1942	A	L	26-27
Feb. 10, 1942	A	L	27-39
Jan. 13, 1945	H	W	46-28
Feb. 17, 1945	A	W	52-36
Feb. 2, 1946	A	W	67-56
Feb. 18, 1946	H	L	41-44
Jan. 11, 1947	H	W	50-47
Feb. 14, 1947	A	L	43-59
Jan. 23, 1948	H	L	52-55
Jan. 24, 1948	H	W	46-38
Feb. 14, 1948	A	L	44-56
Jan. 21, 1949	H	L	48-59
Feb. 11, 1949	A	L	39-49
Feb. 12, 1949	A	W	55-49
Jan. 20, 1950	H	W	54-49
Jan. 21, 1950	H	L	48-57
Feb. 11, 1950	A	L	52-77
Jan. 12, 1951	A	L	48-64
Feb. 10, 1951	H	L	58-75
Dec. 28, 1951	GB	W	62-47
Jan. 16, 1952	A	W	74-55
Feb. 12, 1952	H	W	74-60
Feb. 16, 1953	A	L	58-61
March 2, 1953	H	W	79-73
Dec. 29, 1953	N	L	72-84
Jan. 2, 1954	H	W	76-64
March 6, 1954	A	W	80-76
Jan. 3, 1955	H	W	81-68
March 4, 1955	A	L	61-69
Jan. 30, 1956	A	L	73-93
March 3, 1956	H	W	82-69
Dec. 31, 1956	H	L	62-69
March 2, 1957	A	W	85-65
Dec. 7, 1957	A	L	60-66
Dec. 31, 1957	GB	W	76-63
March 1, 1958	H	W	90-73
Dec. 3, 1958	H	L	63-66
Dec. 30, 1958	GB	W	98-60
Feb. 28, 1959	A	L	67-85

Dec. 12, 1959	A	L	61-75
Feb. 27, 1960	H	L	73-75
Dec. 30, 1960	GB	W	73-58
Jan. 28, 1961	N	W	90-68
March 4, 1961	A	W	78-74
Dec. 19, 1961	N	L	72-78
March 3, 1962	H	W	105-78
Jan. 19, 1963	H	W	90-58
March 2, 1963	A	L	77-79
Jan. 18, 1964	H	L	57-59
Feb. 29, 1964	A	W	69-64
Feb. 20, 1965	A	W	83-74
March 5, 1965	H	W	90-66
Jan. 22, 1966	A	W	65-52
March 4, 1966	H	W	59-49
Dec. 28, 1966	GB	W	78-64
Jan. 23, 1967	A	W	63-61
March 4, 1967	H	W	96-63
Jan. 22, 1968	H	W	90-63
March 2, 1968	A	L	83-97
Dec. 27, 1968	GB	W	82-77
Feb. 1, 1969	A	W	73-69
March 1, 1969	H	W	96-78
Jan. 31, 1970	H	L	64-68
Feb. 28, 1970	A	L	69-85
Jan. 30, 1971	A	W	88-79
Feb. 27, 1971	H	L	61-62
Feb. 5, 1972	H	L	63-74
March 4, 1972	A	L	72-75
Feb. 3, 1973	A	L	78-81
March 3, 1973	H	W	77-72
Jan. 12, 1974	H	L	71-75
Feb. 11, 1974	A	W	87-74
Jan. 11, 1975	A	W	83-69
Feb. 10, 1975	H	W	66-65
Jan. 19, 1976	A	L	79-87
Feb. 16, 1976	H	W	98-84
Jan. 8, 1977	A	W	101-76
Feb. 5, 1977	H	W	84-71
Jan. 4, 1978	A	L	54-57
March 6, 1978	H	W	86-68
Feb. 7, 1979	A	L	64-76
Feb. 24, 1979	H	L	62-63
Jan. 2, 1980	H	W	67-62
Jan. 30, 1980	A	L	48-76
Jan. 7, 1981	H	L	64-87
Feb. 4, 1981	A	L	74-90
Jan. 6, 1982	H	L	67-73
Feb. 3, 1982	A	L	73-87
Jan. 25, 1983	H	L	79-83
Feb. 21, 1983	A	L	65-80
Jan. 24, 1984	A	W	77-69
Feb. 20, 1984	H	W	70-64
Jan. 16, 1985	H	L	60-71
Feb. 16, 1985	A	L	56-80
Jan. 15, 1986	A	L	69-89
Feb. 15, 1986	H	W	71-70
Jan. 3, 1987	A	W	87-80
Feb. 4, 1987	H	W	66-52
Jan. 9, 1988	H	W	87-70
Feb. 10, 1988	A	L	65-71
March 12, 1988	SEC	L	70-72
Jan. 7, 1989	A	W	80-66
Feb. 8, 1989	H	W	65-60
March 10, 1989	SEC	W	62-61
Jan. 6, 1990	H	W	97-69
Feb. 6, 1990	A	L	65-70
Jan. 12, 1991	A	L	54-79
Feb. 12, 1991	H	W	90-75
Jan. 15, 1992	A	L	63-71
Feb. 29, 1992	H	L	60-69
Jan. 13, 1993	A	W	81-77
Feb. 9, 1993	H	W	82-79
Jan. 26, 1994	A	W	100-78
Feb. 16, 1994	H	W	91-79
Feb. 7, 1995	A	W	82-66

ALL-TIME SERIES SCORES

Feb. 22, 1995	H	L	85-101
Jan. 17, 1996	A	L	46-71
Feb. 28, 1996	H	L	70-86
Jan. 22, 1997	A	L	70-77 OT
Feb. 26, 1997	H	L	76-88
Jan. 10, 1998	H	W	82-77
Feb. 7, 1998	A	L	77-87
Jan. 10, 1999	H	W	72-62
Feb. 13, 1999	A	W	75-64
Feb. 5, 2000	H	W	85-66
Feb. 23, 2000	A	W	90-68
Jan. 17, 2000	H	L	72-75
Feb. 3, 2001	A	W	82-71
Jan. 19, 2002	H	L	79-84
Feb. 12, 2002	A	W	85-70
Jan. 11, 2003	H	W	66-63
March 4, 2003	A	L	81-82
Feb. 17, 2004	A	L	62-76
March 3, 2004	H	W	63-55
Jan. 25, 2005	H	W	70-47
March 2, 2005	A	W	50-38
Jan. 7, 2006	A	W	90-72
March 1, 2006	H	W	77-66
Jan. 6, 2007	H	W	67-51
Feb. 7, 2007	A	W	71-61
March 9, 2007	SEC	W	74-57
Feb. 9, 2008	H	W	77-67
Feb. 27, 2008	A	W	77-64
Jan. 28, 2009	H	W	83-57
Feb. 14, 2009	A	L	86-88
Jan. 27, 2010	H	W	87-71
Feb. 27, 2010	A	L	76-78
Jan. 25, 2011	A	W	104-91 2OT
Feb. 24, 2011	H	W	71-62
Jan. 10, 2012	H	W	70-48
Feb. 25, 2012	A	L	62-76
Jan. 9, 2013	H	W	77-44
Jan. 23, 2013	A	W	64-47
Jan. 14, 2014	H	W	72-50
Jan. 17, 2015	A	L	61-73
Jan. 2, 2016	H	W	77-63
Feb. 16, 2016	A	W	57-53
Jan. 14, 2017	H	W	80-76 OT
Feb. 7, 2017	A	W	72-60
Jan. 30, 2018	A	L	60-72
Feb. 14, 2018	H	L	69-72 OT
Jan. 19, 2019	A	W	62-52
March 2, 2019	H	L	55-61
Feb. 5, 2020	H	W	81-75
March 4, 2020	A	W	68-54
Jan. 23, 2021	A	W	92-84
Feb. 20, 2021	H	W	70-63
Feb. 9, 2022	H	W	72-63
Feb. 26, 2022	H	W	84-72

Georgia Southern (6-2)

*Feb. 4, 1937	A	L	35-39
*Dec. 30, 1952	N	W	73-61
*Dec. 28, 1953	N	L	86-99
Nov. 16, 1998	H	W	76-62
Dec. 19, 2004	H	W	100-68
Dec. 15, 2007	N	W	52-49
Dec. 22, 2008	H	W	88-81
Nov. 18, 2009	H	W	69-49

*Formerly known as Georgia State Teachers

Georgia Tech (20-26)

Feb. 3, 1923	A	L	20-52
Jan. 7, 1929	A	L	19-36
Jan. 8, 1929	A	L	26-33
Jan. 13, 1931	H	W	39-31
Jan. 20, 1931	A	L	23-32
Feb. 27, 1931	SC	W	53-48
Jan. 9, 1932	A	L	32-41
Feb. 20, 1932	A	L	23-38

Jan. 4, 1936	N	W	36-25
Feb. 17, 1936	A	L	22-39
Jan. 13, 1937	H	L	25-35
Feb. 15, 1937	A	L	37-43
Feb. 17, 1938	A	L	40-54
Feb. 4, 1939	H	W	33-29
Jan. 15, 1940	A	W	55-40
Feb. 1, 1946	A	L	53-64
Feb. 23, 1946	H	L	50-58
Feb. 13, 1948	H	L	42-65
Feb. 28, 1948	A	L	55-63
Feb. 10, 1949	A	L	49-57
Feb. 26, 1949	H	L	56-66
Feb. 10, 1950	A	L	38-69
Feb. 25, 1950	H	W	59-41
Jan. 13, 1951	A	W	56-54
Feb. 16, 1952	H	W	81-73
Dec. 29, 1952	N	W	68-60
Feb. 14, 1953	A	W	76-65
Dec. 30, 1953	N	W	63-59
March 1, 1954	H	W	77-59
Feb. 28, 1955	A	L	68-88
Feb. 27, 1956	H	W	66-48
Feb. 25, 1957	A	L	57-64
Feb. 24, 1958	H	L	61-62
Feb. 23, 1959	A	L	72-76
Feb. 22, 1960	H	L	55-69 OT
Feb. 27, 1961	A	L	50-52
Feb. 26, 1962	H	W	82-75 OT
Dec. 28, 1962	N	L	61-63
Feb. 25, 1963	A	L	69-89
Feb. 24, 1964	H	W	92-73
Dec. 28, 1970	N	L	58-69
Dec. 16, 1972	H	W	78-69
Feb. 5, 1973	A	W	87-85 OT
Jan. 2, 1974	A	W	70-68
Jan. 2, 1975	H	W	90-69
Nov. 23, 1987	H	W	80-69

Gonzaga (2-2)

March 18, 1999	NCAA	L	72-73
Dec. 16, 2000	N	W	85-71
Nov. 25, 2016	N	L	72-77
Nov. 24, 2017	N	W	111-105 2OT

Harvard (1-0)

Dec. 23, 1969	H	W	95-75
---------------	---	---	-------

Hawaii (1-0)

Dec. 29, 1986	A	W	115-83
---------------	---	---	--------

High Point (3-0)

Dec. 19, 1999	H	W	109-60
Dec. 18, 2001	H	W	103-49
Jan. 2, 2008	H	W	88-70

Hofstra (1-1)

Dec. 13, 1977	H	W	97-95
Dec. 19, 1978	A	L	67-68

Holy Cross (1-0)

Dec. 30, 1976	N	W	101-85
---------------	---	---	--------

Houston (0-2)

Dec. 7, 1970	H	L	60-61
Dec. 8, 1973	A	L	73-97

Howard (1-0)

Nov. 26, 1991	H	W	74-60
---------------	---	---	-------

Illinois (1-4)

Dec. 29, 1971	N	L	75-76
Nov. 28, 1982	N	L	55-68
Dec. 6, 1988	A	L	67-97

Dec. 5, 1989	H	L	69-74
March 19, 2000	NCAA	W	93-76

Incarnate Word (1-0)

Dec. 22, 2017	H	W	75-60
---------------	---	---	-------

Indiana (0-3)

Dec. 27, 1974	N	L	84-98
Dec. 28, 1977	N	L	60-73
Dec. 30, 1984	N	L	63-80

Iona (1-1)

Dec. 20, 1985	N	L	70-71
March 16, 2022	H	W	79-74

Iowa State (2-1)

Dec. 26, 1979	N	W	63-59
Nov. 27, 1987	N	W	96-89
March 17, 1995	NCAA	L	61-64

Jackson State (2-0)

March 16, 2007	NCAA	W	112-69
Nov. 11, 2011	H	W	99-59

Jacksonville (32-5)

Dec. 28, 1960	GB	W	82-68
Dec. 3, 1962	H	W	82-81 2OT
Dec. 1, 1965	H	W	80-59
Dec. 1, 1966	A	W	93-59
Dec. 1, 1967	H	W	109-73
Dec. 6, 1968	A	L	64-67
Dec. 26, 1973	GB	W	64-62
Dec. 26, 1975	GB	W	65-64
Dec. 29, 1976	GB	W	99-87
Dec. 27, 1978	GB	L	59-60
Dec. 27, 1979	GB	L	55-61
Feb. 18, 1980	H	W	60-55
Dec. 26, 1980	GB	W	65-59
Dec. 5, 1981	FF	W	84-73
Dec. 10, 1982	FF	W	104-78
Dec. 29, 1982	A	W	56-47
Dec. 10, 1983	A	W	52-51
Dec. 8, 1984	H	W	83-70
Nov. 21, 1987	H	W	82-52
Dec. 2, 1991	A	W	80-77
Dec. 8, 1992	H	W	82-75 OT
Dec. 8, 1993	A	W	68-67
Dec. 21, 1994	H	L	67-68
Feb. 3, 1997	H	W	102-82
Jan. 19, 1998	A	W	75-69
Dec. 12, 1998	H	W	79-72
Nov. 19, 2004	N	W	81-59
Dec. 18, 2005	H	W	101-58
Nov. 16, 2006	H	W	90-61
Dec. 3, 2007	H	W	88-72
March 18, 2009	H	W	84-62
Dec. 4, 2009	A	W	85-67
Dec. 20, 2010	H	L	68-71 OT
Nov. 25, 2011	H	W	107-62
Nov. 25, 2013	A	W	86-60
Dec. 14, 2014	H	W	79-34
Dec. 22, 2015	H	W	89-65

James Madison (3-1)

Dec. 9, 1989	N	W	85-77
Dec. 5, 1990	A	L	66-93
March 17, 1994	NCAA	W	64-62
Dec. 20, 2017	H	W	72-63

Kansas (2-4)

Dec. 7, 1994	A	L	63-69
Jan. 11, 1996	H	L	54-69
Nov. 29, 2002	N	W	83-73
Nov. 25, 2006	N	L	80-82

Dec. 10, 2013	H	W	67-61
Dec. 5, 2014	A	L	65-71

Kansas State (1-1)

Dec. 18, 2010	N	W	57-44
Dec. 22, 2012	A	L	61-67

Kent State (1-0)

Dec. 9, 2010	H	W	65-52
--------------	---	---	-------

Kentucky (41-107)

Jan. 3, 1927	A	L	36-44
Feb. 29, 1931	SC	L	36-56
Feb. 25, 1933	SEC	L	24-48
Feb. 24, 1934	SEC	W	38-32
Feb. 26, 1942	SEC	L	36-42
March 1, 1945	SEC	L	35-37
Feb. 28, 1946	SEC	L	32-69
March 4, 1948	SEC	L	31-87
March 3, 1949	SEC	L	36-73
Dec. 14, 1950	A	L	37-85
Jan. 12, 1952	H	L	52-99
Feb. 8, 1954	H	L	55-97
Feb. 3, 1955	A	L	63-87
Feb. 6, 1956	H	L	70-81
Feb. 2, 1957	A	L	61-88
Jan. 31, 1958	H	L	56-78
Jan. 31, 1959	A	L	51-94
Jan. 29, 1960	H	L	62-75
Feb. 4, 1961	A	L	68-69
Feb. 2, 1962	H	L	69-81
Feb. 2, 1963	A	L	71-94
Feb. 1, 1964	H	L	72-77
Jan. 23, 1965	H	W	84-68
Jan. 30, 1965	A	L	61-78
Jan. 8, 1966	H	L	64-78
Feb. 7, 1966	A	L	75-85
Dec. 17, 1966	A	W	78-75
Jan. 14, 1967	H	W	89-72
Dec. 4, 1967	A	L	76-99
Jan. 13, 1968	H	W	96-78
Jan. 11, 1969	A	L	67-88
Feb. 15, 1969	H	W	82-81
Jan. 10, 1970	H	L	69-88
Feb. 14, 1970	A	L	66-110
Jan. 9, 1971	A	L	75-101
Feb. 13, 1971	H	W	74-65
Jan. 15, 1972	H	W	72-70
Feb. 19, 1972	A	L	68-95
Jan. 13, 1973	A	L	65-95
Feb. 17, 1973	H	L	83-94
Jan. 26, 1974	H	L	82-91
Feb. 25, 1974	A	W	75-65
Jan. 25, 1975	A	L	65-86
Feb. 24, 1975	H	W	66-58
Jan. 24, 1976	H	L	82-89
Feb. 21, 1976	A	L	89-96
Jan. 17, 1977	H	L	71-73
Feb. 14, 1977	A	L	78-104
Jan. 7, 1978	H	L	67-86
Feb. 4, 1978	A	L	61-88
Jan. 3, 1979	H	W	76-65
Jan. 27, 1979	A	L	81-87
Jan. 17, 1980	H	L	63-76
Feb. 13, 1980	A	L	70-95
Jan. 21, 1981	H	L	56-69
Feb. 18, 1981	A	L	48-102
Jan. 20, 1982	H	L	76-91
Feb. 17, 1982	A	L	78-84
Jan. 17, 1983	A	L	63-70
Feb. 14, 1983	H	L	61-73
Jan. 17, 1984	H	W	69-57
Feb. 13, 1984	A	L	65-67
Jan. 19, 1985	A	W	67-55
Feb. 20, 1985	H	L	68-76



ALL-TIME SERIES SCORES

March 7, 1985	SEC	W	58-55
Jan. 18, 1986	H	L	55-72
Feb. 19, 1986	A	L	69-80
Jan. 14, 1987	A	L	62-67
Feb. 14, 1987	H	W	74-56
Jan. 20, 1988	A	W	58-56
Feb. 20, 1988	H	W	83-76
Jan. 10, 1989	H	L	56-69
Feb. 12, 1989	A	W	59-53
Jan. 10, 1990	A	L	81-89
Feb. 12, 1990	H	L	74-78
Jan. 23, 1991	A	L	65-81
Feb. 23, 1991	H	L	74-90
Jan. 11, 1992	A	L	60-81
March 4, 1992	H	W	79-62
Jan. 30, 1993	A	L	48-71
March 7, 1993	H	L	77-85
Jan. 18, 1994	H	W	59-57
March 2, 1994	A	L	77-80
March 13, 1994	SEC	L	60-73
Jan. 10, 1995	H	L	67-83
Feb. 18, 1995	A	L	77-87
March 11, 1995	SEC	L	72-86
Feb. 3, 1996	A	L	63-77
Feb. 24, 1996	H	L	63-94
March 8, 1996	SEC	L	76-100
Jan. 29, 1997	H	L	65-92
Feb. 15, 1997	A	L	56-85
Feb. 1, 1998	A	W	86-78
Feb. 18, 1998	H	L	54-79
Jan. 2, 1999	A	L	58-93
Feb. 4, 1999	H	W	75-68
Feb. 8, 2000	H	W	90-73
March 4, 2000	A	L	70-85
Feb. 6, 2001	A	L	70-71
March 4, 2001	H	W	94-86
Jan. 29, 2002	H	L	68-70
March 2, 2002	A	L	67-70
Feb. 4, 2003	A	L	55-70
March 8, 2003	H	L	67-69
Feb. 3, 2004	H	L	65-68
March 7, 2004	A	L	62-82
March 14, 2004	SEC	L	73-89
Feb. 8, 2005	A	L	66-69
March 6, 2005	H	W	53-52
March 13, 2005	SEC	W	70-53
Feb. 4, 2006	H	W	95-80
March 5, 2006	A	W	79-64
Feb. 10, 2007	A	W	64-61
March 4, 2007	H	W	85-72
Jan. 19, 2008	H	W	81-70
March 9, 2008	A	L	70-75
Feb. 10, 2009	A	L	65-68
March 7, 2009	H	W	60-53
Jan. 12, 2010	H	L	77-89
March 7, 2010	A	L	66-74
Feb. 5, 2011	H	W	70-68
Feb. 26, 2011	A	L	68-76
March 13, 2011	SEC	L	54-70
Feb. 7, 2012	A	L	58-78
March 4, 2012	H	L	59-74
March 10, 2012	SEC	L	71-74
Feb. 12, 2013	H	W	69-52
March 9, 2013	A	L	57-61
Feb. 15, 2014	A	W	69-59
March 8, 2014	H	W	84-65
March 16, 2014	SEC	W	61-60
Feb. 7, 2015	H	L	61-68
March 7, 2015	A	L	50-67
March 13, 2015	SEC	L	49-64
Feb. 6, 2016	A	L	61-80
March 1, 2016	H	L	79-88
Feb. 4, 2017	H	W	88-66
Feb. 25, 2017	A	L	66-76
Jan. 20, 2018	A	W	66-64
March 3, 2018	H	W	80-67

Feb. 2, 2019	H	L	54-65
March 9, 2019	A	L	57-66
Feb. 22, 2020	A	L	59-65
March 7, 2020	H	L	70-71
Jan. 9, 2021	H	L	58-76
Feb. 27, 2021	A	W	71-67
Feb. 12, 2022	A	L	57-78
March 5, 2022	H	L	63-71

La Salle (1-1)

Dec. 28, 1989	N	L	69-76
Nov. 14, 2018	H	W	82-69

Liberty (1-0)

Jan. 2, 2007	H	W	89-58
--------------	---	---	-------

Long Beach State (1-0)

Dec. 28, 2019	H	W	102-63
---------------	---	---	--------

Longwood (1-0)

Jan. 6, 2009	H	W	95-69
--------------	---	---	-------

LIU Brooklyn (1-0)

Dec. 20, 1998	H	W	119-61
---------------	---	---	--------

Louisiana-Lafayette (0-2)

Dec. 28, 1983	N	L	65-74
March 14, 1985	A	L	64-65

Louisiana-Monroe (1-0)

Nov. 21, 2014	H	W	61-56
OT			

LSU (50-66)

March 1, 1947	SEC	L	45-60
Jan. 5, 1948	A	W	38-36
Dec. 11, 1948	H	L	50-52
Dec. 17, 1949	A	L	49-73
March 2, 1950	SEC	L	57-66
Dec. 9, 1950	H	L	59-77
Feb. 23, 1952	A	L	57-65
March 1, 1952	SEC	L	69-77
Feb. 10, 1953	H	L	56-68
Jan. 11, 1954	A	L	59-91
Jan. 10, 1955	H	W	78-73
Jan. 9, 1956	A	L	90-91
Jan. 7, 1957	H	W	74-50
Jan. 6, 1958	A	W	81-57
Jan. 5, 1959	H	W	69-63
Jan. 2, 1960	A	W	73-63
Jan. 7, 1961	H	W	79-75
Jan. 6, 1962	A	L	57-74
Jan. 5, 1963	H	L	63-72
Jan. 6, 1964	A	L	65-87
Jan. 4, 1965	H	W	102-62
Feb. 28, 1966	A	L	73-86
Jan. 7, 1967	A	W	87-70
Feb. 11, 1967	H	W	95-71
Jan. 6, 1968	H	W	97-90
Feb. 10, 1968	A	L	92-93
Dec. 18, 1968	A	L	89-93
Feb. 12, 1969	H	W	95-79
Feb. 4, 1970	H	L	75-97
Feb. 11, 1970	A	L	85-94
Dec. 18, 1970	A	L	77-87
Feb. 10, 1971	H	L	74-86
Dec. 22, 1971	H	W	92-81
Jan. 24, 1972	A	L	84-73
Dec. 22, 1972	A	L	54-67
Jan. 22, 1973	H	W	73-70
Jan. 7, 1974	H	W	72-68
Feb. 9, 1974	A	L	81-102
Jan. 6, 1975	A	L	91-92
Feb. 8, 1975	H	W	92-76
Jan. 5, 1976	A	L	79-85

March 8, 1976	H	W	94-81
Jan. 31, 1977	A	W	83-68
Feb. 28, 1977	H	L	74-79
Jan. 21, 1978	A	W	74-70
Feb. 18, 1978	H	W	73-72
Jan. 13, 1979	A	L	72-80
Feb. 10, 1979	H	L	82-88
Dec. 1, 1979	H	L	58-66
Jan. 26, 1980	A	L	81-112
Feb. 28, 1980	SEC	L	82-95
Jan. 3, 1981	H	L	66-92
Jan. 31, 1981	A	L	75-92
March 5, 1981	SEC	L	73-85
Jan. 2, 1982	A	L	60-61
Feb. 10, 1982	H	L	59-61
Feb. 1, 1983	A	L	69-78
Feb. 28, 1983	H	L	87-91
Feb. 1, 1984	H	W	78-60
Feb. 27, 1984	A	L	73-77
Jan. 23, 1985	A	L	68-86
Feb. 23, 1985	H	L	69-61
Jan. 22, 1986	H	W	74-65
Feb. 22, 1986	A	L	69-80
March 6, 1986	SEC	L	66-72
Dec. 16, 1986	H	W	96-75
Jan. 21, 1987	A	W	75-51
March 6, 1987	SEC	L	66-72
Jan. 27, 1988	H	W	61-50
March 6, 1988	A	L	69-86
Dec. 10, 1988	H	L	101-111
March 1, 1989	A	W	104-95
Jan. 27, 1990	A	L	52-70
Feb. 27, 1990	H	W	76-63
Jan. 26, 1991	A	L	66-76
Feb. 27, 1991	H	L	66-79
Feb. 5, 1992	H	L	50-70
Jan. 16, 1993	A	L	81-85
Jan. 5, 1994	H	W	74-73
Jan. 3, 1995	A	L	66-70
Jan. 27, 1996	H	W	73-70
Jan. 8, 1997	A	L	82-88
Jan. 17, 1998	H	L	63-66
Jan. 20, 1999	A	W	77-58
March 4, 1999	SEC	W	97-75
Jan. 12, 2000	H	W	82-57
Feb. 13, 2001	A	W	81-74
Jan. 16, 2002	H	W	102-70
Jan. 28, 2003	A	W	70-53
March 14, 2003	SEC	L	61-65
Feb. 14, 2004	H	L	70-73
Feb. 19, 2005	A	L	73-77
Feb. 11, 2006	H	W	71-62
March 11, 2006	SEC	W	81-65
Feb. 24, 2007	A	L	56-66
Feb. 13, 2008	H	L	73-85
Feb. 24, 2009	A	L	75-81
Jan. 16, 2010	H	W	72-58
Feb. 20, 2011	A	W	68-61
Jan. 21, 2012	H	W	76-64
Jan. 12, 2013	A	W	74-52
March 15, 2013	SEC	W	80-58
March 1, 2014	H	W	79-61
Jan. 20, 2015	H	L	61-79
Feb. 21, 2015	A	L	63-70
Jan. 9, 2016	H	W	68-62
Feb. 27, 2016	A	L	91-96
Feb. 25, 2017	A	W	106-71
Feb. 7, 2018	H	W	73-64
Feb. 20, 2019	A	W	82-77
March 6, 2019	H	L	78-79
March 15, 2019	SEC	W	76-73
Jan. 21, 2020	A	L	82-84
Feb. 26, 2020	H	W	81-66
Jan. 2, 2021	H	W	83-79
Jan. 12, 2022	H	L	58-64

Louisiana Tech (2-1)

March 26, 1986	N	L	62-67
Dec. 29, 1995	N	W	71-56
Nov. 19, 2002	H	W	76-55

Louisville (1-8)

Dec. 20, 1969	H	L	87-94
Dec. 5, 1970	A	L	87-105
Dec. 1, 1971	H	W	70-69
Dec. 20, 1972	A	L	57-69
Nov. 26, 1982	N	L	63-80
Dec. 29, 1993	N	L	68-83
Dec. 13, 2003	A	L	65-73
Dec. 11, 2004	H	L	70-74
March 24, 2012	NCAA	L	68-72

Loyola Chicago (0-1)

Dec. 6, 2017	H	L	59-65
--------------	---	---	-------

Manhattan (2-1)

Dec. 26, 1963	N	W	100-75
Dec. 2, 1977	N	W	93-81
March 18, 2004	NCAA	L	60-75

Marquette (2-2)

Dec. 8, 1976	H	L	61-64
Dec. 10, 1977	A	L	67-81
March 22, 2012	NCAA	W	68-58
Nov. 29, 2012	H	W	82-49

Marshall (1-0)

Nov. 29, 2019	H	W	73-67
---------------	---	---	-------

Maryland (2-2)

Feb. 27, 1932	SC	W	39-24
Dec. 14, 2002	A	W	69-64
Dec. 10, 2003	H	L	68-69
Dec. 12, 2021	N	L	68-70
OT			

Massachusetts (1-2)

Dec. 26, 1978	GB	W	89-65
Dec. 3, 1995	N	L	58-80
April 1, 2008	N	L	66-78

McNeese State (1-0)

Dec. 22, 1997	H	W	95-53
---------------	---	---	-------

Memphis (2-0)

Dec. 18, 1976	N	W	84-83
Dec. 17, 2013	N	W	77-75

Mercer (8-7)

1919-20	A	L	21-30
Jan. 28, 1922	A	L	26-27
1923-24	A	L	19-31
Feb. 2, 1925	A	L	16-34
Feb. 8, 1926	A	L	21-26
Feb. 14, 1927	A	L	17-40
Jan. 6, 1934	H	W	38-24
Jan. 12, 1934	A	W	45-39
Jan. 12, 1935	A	W	39-24
Feb. 8, 1937	A	W	48-32
Nov. 27, 1976	H	W	105-63
Dec. 7, 1977	A	W	96-74
Dec. 18, 1979	H	L	67-69
Nov. 13, 2016	N	W	76-54
Dec. 18, 2018	H	W	71-63

Miami (Fla.) (47-24)

Feb. 15, 1928	H	L	39-40
Feb. 8, 1940	H	W	36-23
Feb. 9, 1940	H	W	53-26
Feb. 21, 1941	A	W	48-35



ALL-TIME SERIES SCORES

Feb. 22, 1941	A	W	62-50
Feb. 5, 1942	H	W	47-31
Feb. 6, 1942	H	W	37-34
Dec. 20, 1946	A	L	33-36
Dec. 21, 1946	A	L	35-39
Jan. 3, 1947	H	W	42-28
Jan. 4, 1947	H	W	61-28
Dec. 19, 1947	H	L	50-67
Dec. 20, 1947	H	W	58-55
Feb. 20, 1948	A	W	72-50
Feb. 21, 1948	A	L	49-52
Jan. 14, 1949	A	L	65-75
Jan. 15, 1949	A	L	42-44
Feb. 22, 1949	H	W	90-56
Feb. 23, 1949	H	L	50-60
Dec. 10, 1949	A	W	60-53
Feb. 18, 1950	H	W	66-46
Feb. 2, 1951	A	W	78-71
Feb. 13, 1951	H	W	71-61
Dec. 17, 1951	H	W	69-65
Feb. 18, 1952	A	L	68-76
Dec. 15, 1952	A	L	73-75
Feb. 2, 1953	H	W	78-56
Dec. 12, 1953	A	L	75-85
Jan. 15, 1954	H	W	75-52
Dec. 16, 1955	A	W	70-61
Jan. 13, 1955	H	W	80-68
Dec. 19, 1955	A	W	74-69
Jan. 13, 1956	H	W	87-85
Dec. 15, 1956	A	W	89-65
Jan. 10, 1957	H	W	98-63
Dec. 21, 1957	A	W	73-64
Jan. 16, 1958	H	W	75-70
Dec. 17, 1958	A	L	82-92
Jan. 15, 1959	H	W	85-70
Dec. 19, 1959	A	L	77-79
Jan. 14, 1960	H	L	65-70 OT
Dec. 17, 1960	A	L	74-93
Jan. 11, 1961	H	W	81-73
Dec. 16, 1961	H	W	74-62
Jan. 11, 1962	A	L	61-66
Nov. 30, 1962	A	L	87-91 2OT
Jan. 10, 1963	H	L	77-86
Dec. 7, 1963	A	L	79-95
Jan. 9, 1964	H	W	114-91
Dec. 19, 1964	A	L	58-67
Jan. 21, 1965	H	W	86-69
Dec. 4, 1965	A	W	77-66
Jan. 12, 1966	H	W	111-76
Dec. 3, 1966	A	W	113-88
Feb. 8, 1967	H	W	73-57
Dec. 7, 1968	A	W	111-62
Dec. 17, 1985	A	W	81-64
Jan. 27, 1986	H	W	75-53
Feb. 21, 1987	H	W	99-60
Feb. 15, 1988	A	W	83-73
Dec. 19, 1988	H	W	101-81
Feb. 19, 1990	A	L	59-62
Dec. 30, 1990	H	W	62-60
Dec. 21, 2002	N	W	94-93 2OT
Dec. 4, 2004	H	L	65-72
Dec. 22, 2005	A	W	77-67
March 20, 2009	H	W	74-60
Nov. 17, 2014	H	L	67-69
Dec. 8, 2015	A	L	55-66
Nov. 27, 2016	N	W	65-56
Nov. 22, 2019	N	W	78-58

Miami (Ohio) (0-1)

Dec. 27, 1972 N L 72-88

Michigan (1-3)

March 19, 1988 NCAA L* 85-108
Dec. 27, 1998 N W 79-63

March 31, 2013 NCAA L 59-79
March 23, 2019 NCAA L 49-64
**NCAA Tournament appearance vacated by NCAA*

Michigan State (3-5)

Dec. 30, 1987 N W 83-59
April 3, 2000 NCAA L 76-89
Dec. 6, 2000 A L 83-99
Dec. 5, 2001 H W 74-70
March 23, 2003 NCAA L 46-68
Nov. 27, 2009 N W 77-74
Dec. 12, 2015 A L 52-58
Dec. 8, 2018 H L 59-63

Middle Tennessee (2-0)

Nov. 18, 2012 N W 66-45
Nov. 21, 2013 H W 79-59

Milwaukee (1-0)

Nov. 18, 2021 H W 81-45

Minnesota (1-1)

March 17, 1993 A L 66-74
March 24, 2013 NCAA W 78-64

Mississippi (69-48)

Dec. 18, 1940 A W 35-26
Feb. 14, 1942 H W 46-35
Dec. 16, 1942 A L 32-35
Dec. 17, 1942 A L 44-51
Feb. 19, 1949 A W 63-61
Jan. 9, 1950 H L 46-54
Jan. 8, 1951 H W 69-58
Feb. 2, 1952 A L 45-56
Feb. 28, 1953 H L 61-64
Feb. 22, 1954 A L 66-86
Feb. 21, 1955 H W 78-72
Feb. 20, 1956 A L 79-90
Feb. 18, 1957 H W 92-81
Feb. 17, 1958 A L 65-57
Dec. 29, 1958 GB L 47-71
Feb. 16, 1959 H W 102-97
Feb. 13, 1960 A L 81-90
Feb. 20, 1961 H W 81-77 OT
Feb. 19, 1962 A W 62-61
Feb. 18, 1963 H L 63-72
Feb. 17, 1964 A L 91-98
Jan. 16, 1965 A W 60-39
Feb. 15, 1965 H W 85-53
Jan. 15, 1966 H W 79-49
Jan. 29, 1966 A W 96-61
Dec. 31, 1966 H W 79-63
Jan. 9, 1967 A W 78-63
Jan. 3, 1968 A W 70-68
Jan. 8, 1968 H W 94-75
Jan. 27, 1969 H W 88-66
Feb. 24, 1969 A L 77-79
Jan. 26, 1970 A L 77-79
Feb. 23, 1970 H W 63-62
Jan. 25, 1971 H W 106-85
Feb. 22, 1971 A W 85-68
Jan. 31, 1972 A L 72-86
Feb. 28, 1972 H L 74-87
Jan. 29, 1973 H W 65-59
Feb. 26, 1973 A L 80-97
Jan. 21, 1974 A L 73-83
Feb. 23, 1974 H W 77-61
Jan. 20, 1975 H W 85-80
Feb. 22, 1975 A L 92-101
Jan. 3, 1976 A W 70-58
March 6, 1976 H L 83-94
Jan. 29, 1977 A L 83-90
Feb. 26, 1977 H W 84-78
Jan. 23, 1978 A W 61-56
Feb. 20, 1978 H W 80-63

Jan. 15, 1979 A L 45-58
Feb. 12, 1979 H L 65-67
Jan. 12, 1980 H L 54-57
Feb. 9, 1980 A L 65-85
Jan. 17, 1981 H W 74-71
Feb. 14, 1981 A L 52-66
Jan. 16, 1982 A L 67-69
Feb. 13, 1982 H L 57-58 OT
Jan. 29, 1983 A L 61-67
Feb. 26, 1983 H W 75-64
Jan. 29, 1984 H W 78-48
Feb. 24, 1984 A W 59-53
Jan. 12, 1985 H W 82-64
March 2, 1985 A L 54-56
Jan. 11, 1986 A L 67-79
Feb. 12, 1986 H W 66-57
Jan. 10, 1987 A W 80-72
Feb. 11, 1987 H W 85-62
Jan. 16, 1988 H W 77-72
Feb. 17, 1988 A L 75-82
Jan. 5, 1989 A L 71-80
Feb. 5, 1989 H W 78-67
Jan. 2, 1990 A L 60-75
Feb. 3, 1990 H L 63-83
Jan. 2, 1991 H W 65-49
Feb. 2, 1991 A W 91-81 2OT
Feb. 12, 1992 A W 86-84 OT
Feb. 17, 1993 H W 94-47
March 11, 1993 SEC L 62-67
Feb. 9, 1994 A W 74-55
Jan. 28, 1995 H W 72-57
March 9, 1995 SEC W 63-59
Jan. 20, 1996 A W 59-55
March 7, 1996 SEC W 75-62
Feb. 23, 1997 H L 65-67
Jan. 7, 1998 A L 79-90
Feb. 6, 1999 H L 68-79
Jan. 8, 2000 A W 75-71
March 9, 2000 SEC W 89-67
Feb. 21, 2001 H W 75-55
March 10, 2001 SEC L 69-74
Feb. 16, 2002 A L 51-68
Feb. 12, 2003 H W 74-55
Feb. 21, 2004 A W 81-66
Feb. 16, 2005 H W 90-53
Jan. 31, 2006 A W 69-58
Jan. 20, 2007 H W 79-70
March 10, 2007 SEC W 80-59
Jan. 16, 2008 A L 87-89
Jan. 10, 2009 H W 78-68
Feb. 20, 2010 A W 64-61
Jan. 8, 2011 H W 77-71
Jan. 26, 2012 A W 64-60
Feb. 2, 2013 H W 78-64
March 17, 2013 SEC L 63-66
Feb. 22, 2014 A W 75-71
Jan. 24, 2015 A L 71-72
Feb. 12, 2015 H L 61-62
Jan. 16, 2016 A W 80-71
Feb. 9, 2016 H W 77-72
Jan. 3, 2017 H W 70-63
Jan. 13, 2018 A L 72-78
Jan. 30, 2019 H W 90-86 OT
Jan. 14, 2020 H W 71-55
Feb. 8, 2020 A L 51-68
Jan. 12, 2021 H W 72-63
Jan. 24, 2022 A L 54-70
Feb. 5, 2022 H W 62-57 OT

Mississippi State (66-52)

Jan. 10, 1936 A L 32-51
Jan. 11, 1936 A L 22-36
Jan. 8, 1937 H L 25-27
Jan. 9, 1937 H L 16-33
Dec. 20, 1940 A W 53-28
Feb. 16, 1942 A W 48-47

Feb. 17, 1942 A L 31-48
Dec. 14, 1942 A L 35-43
Dec. 15, 1942 A L 29-33
Dec. 13, 1946 A L 25-55
Dec. 8, 1947 H W 53-47
Feb. 18, 1949 A W 40-37
Dec. 3, 1949 A W 63-45
Feb. 19, 1951 H W 68-61
Feb. 6, 1952 A L 58-72
Dec. 19, 1952 H W 79-75
Feb. 20, 1954 A L 66-70
Feb. 19, 1955 H W 77-66
Feb. 18, 1956 A L 74-84
Feb. 16, 1957 H W 89-80
Feb. 15, 1958 A L 78-90
Feb. 14, 1959 H L 68-105
Feb. 15, 1960 A L 75-81
Feb. 18, 1961 H W 59-57
Feb. 17, 1962 A L 45-67
Feb. 16, 1963 H W 73-52
Feb. 15, 1964 A L 61-68
Jan. 14, 1965 A W 74-59
Feb. 13, 1965 H W 68-51
Jan. 31, 1966 A L 68-76
Feb. 14, 1966 H W 78-74
Jan. 2, 1967 H W 63-54
Feb. 25, 1967 A W 59-54
Dec. 28, 1967 GB L 65-66
Jan. 1, 1968 A L 55-56
Feb. 24, 1968 H L 61-71
Jan. 25, 1969 H W 70-64
Feb. 22, 1969 A W 96-79
Jan. 24, 1970 A L 77-79
Feb. 21, 1970 H W 87-70
Jan. 14, 1971 H L 58-72
Feb. 20, 1971 A L 65-70
Jan. 29, 1972 A L 68-69
Feb. 26, 1972 H W 88-80
Jan. 27, 1973 H W 66-64
Feb. 24, 1973 A L 75-81
Jan. 5, 1974 A L 70-91
Feb. 4, 1974 H W 78-75
Jan. 4, 1975 H W 94-82
Feb. 3, 1975 A W 107-104 2OT
Jan. 10, 1976 H W 90-78
Feb. 7, 1976 A W 78-71 OT
Jan. 3, 1977 H W 97-75
March 5, 1977 A W 79-72
Jan. 28, 1978 H L 74-78
Feb. 25, 1978 A L 51-70
Jan. 20, 1979 H W 77-75
Feb. 17, 1979 A L 64-80
Dec. 15, 1979 H L 72-90
Feb. 23, 1980 A L 73-90
Dec. 6, 1980 H W 81-71
Feb. 28, 1981 A L 68-89
Nov. 29, 1981 H W 70-62
Feb. 27, 1982 A L 56-67
Jan. 5, 1983 H L 60-62
March 5, 1983 A L 53-78
Jan. 4, 1984 A W 56-55
March 3, 1984 H W 60-59
Jan. 30, 1985 H W 72-57
March 2, 1985 A W 69-63
Jan. 29, 1986 A W 73-64
March 1, 1986 H W 76-68
Jan. 7, 1987 H W 100-56
Feb. 7, 1987 A W 84-56
Jan. 13, 1988 A W 55-45
Feb. 13, 1988 H W 69-52
Jan. 21, 1989 H W 81-57
Feb. 22, 1989 A W 78-69
Jan. 20, 1990 A L 73-98
Feb. 21, 1990 H L 54-79
Jan. 19, 1991 H W 85-82
Feb. 20, 1991 A L 67-81



ALL-TIME SERIES SCORES

Feb. 8, 1992	H	W	87-66
March 3, 1993	A	L	71-78
Feb. 5, 1994	H	W	84-75
Feb. 1, 1995	A	L	47-70
March 10, 1995	SEC	W	80-64
Jan. 6, 1996	H	L	66-69
Feb. 12, 1997	A	W	72-69
Feb. 4, 1998	H	W	82-78 OT
Jan. 30, 1999	A	L	63-66
Feb. 19, 2000	H	W	88-58
Jan. 10, 2001	A	W	81-80
Feb. 2, 2002	H	W	76-48
March 8, 2002	SEC	L	52-62
Jan. 7, 2003	A	W	74-66
Jan. 21, 2004	H	L	68-79
Feb. 1, 2005	A	L	57-71
March 11, 2005	SEC	W	80-64
Jan. 11, 2006	H	W	75-60
Jan. 24, 2007	A	W	70-67
March 1, 2008	H	L	59-68
March 4, 2009	A	L	71-80
Feb. 6, 2010	H	W	69-62
March 12, 2010	SEC	L	69-75
Jan. 29, 2011	A	L	64-71
Jan. 28, 2012	H	W	69-57
Jan. 26, 2013	A	W	82-47
Feb. 9, 2013	H	W	83-58
Jan. 30, 2014	A	W	62-51
Jan. 10, 2015	H	W	72-47
Jan. 19, 2016	H	W	81-78
Feb. 18, 2017	A	W	57-52
Jan. 10, 2018	H	W	71-54
Jan. 15, 2019	A	L	68-71
Jan. 28, 2020	H	L	71-78
Jan. 16, 2021	A	L	69-72
Jan. 19, 2022	H	W	80-72

Mississippi Valley St. (1-0)

Dec. 19, 2011	H	W	82-54
---------------	---	---	-------

Missouri (8-4)

Jan. 19, 2013	H	W	83-52
Feb. 19, 2013	A	L	60-63
Feb. 4, 2014	H	W	68-58
March 14, 2014	SEC	W	72-49
Feb. 24, 2015	A	L	52-64
March 5, 2016	A	W	82-72
Feb. 2, 2017	H	W	93-54
Jan. 6, 2018	A	W	77-75
Feb. 23, 2019	H	W	64-60
Jan. 11, 2020	A	L	75-91
March 3, 2021	H	L	70-72
Feb. 2, 2022	A	W	66-65

Missouri-Kansas City (1-0)

Nov. 30, 2008	N	W	86-65
---------------	---	---	-------

Missouri State (1-0)

March 20, 1986	H	W	54-53
----------------	---	---	-------

Montana State (1-0)

Nov. 25, 2003	H	W	112-73
---------------	---	---	--------

Morehead State (2-1)

Dec. 1, 1969	N	L	73-82
Dec. 22, 1998	H	W	117-70
Nov. 21, 2010	H	W	61-55

Morgan State (1-0)

Jan. 3, 2006	H	W	92-49
--------------	---	---	-------

Navy (2-1)

Dec. 29, 1960	N	L	62-69 OT
Dec. 28, 1961	N	W	68-63
Nov. 13, 2015	A	W	59-41

Nevada (1-0)

March 21, 2019	NCAA	W	70-61
----------------	------	---	-------

New Hampshire (4-0)

Nov. 29, 1999	H	W	131-72
Dec. 30, 2000	H	W	102-54
Nov. 28, 2001	A	W	108-56
Nov. 19, 2017	H	W	70-63

New Orleans (3-0)

Dec. 27, 1989	N	W	69-64
Dec. 22, 2001	H	W	76-60
Feb. 17, 2003	H	W	77-48

Nicholls State (1-0)

Nov. 15, 1997	H	W	66-63
---------------	---	---	-------

Norfolk State (1-0)

March 18, 2012	NCAA	W	84-50
----------------	------	---	-------

North Carolina (2-4)

1922-23	A	L	14-59
Feb. 13, 1926	A	L	6-42
Dec. 21, 1964	H	W	73-54
Dec. 18, 1965	A	L	59-66
April 1, 2000	NCAA	W	71-59
Nov. 28, 2014	N	L	64-75

North Carolina A&T (2-0)

Nov. 18, 2010	H	W	105-55
Nov. 16, 2015	H	W	104-54

North Carolina Central (1-0)

Nov. 14, 2007	H	W	105-51
---------------	---	---	--------

North Carolina State (3-6)

Feb. 6, 1921	A	W	39-18
1922-23	A	L	18-30
1923-24	A	L	24-41
Feb. 1, 1929	H	L	19-44
Feb. 2, 1929	H	L	20-39
Dec. 16, 1938	H	L	21-54
Dec. 17, 1938	H	L	30-33
March 13, 1987	NCAA	W*	82-70
Jan. 3, 2009	H	W	68-66
Jan. 3, 2010	A	W	62-61 OT

*NCAA Tournament appearance vacated by NCAA

North Dakota State (1-0)

Nov. 9, 2007	H	W	75-65
--------------	---	---	-------

North Florida (10-0)

Nov. 14, 2006	H	W	86-40
Nov. 20, 2007	H	W	102-51
Nov. 17, 2011	H	W	91-55
Nov. 8, 2013	H	W	77-69
March 15, 2016	A	W	97-68
Dec. 1, 2016	A	W	91-60
Nov. 16, 2017	H	W	108-68
Nov. 27, 2018	H	W	98-66
Nov. 5, 2019	H	W	74-59
Dec. 8, 2021	H	W	85-55

Northeastern (1-0)

Dec. 22, 2003	H	W	101-84
---------------	---	---	--------

Northwestern (1-2)

Dec. 26, 1968	N	L	72-76
Dec. 6, 1969	A	L	79-83
Dec. 21, 1970	H	W	88-73

Northwestern State (1-0)

March 22, 2013	NCAA	W	79-47
----------------	------	---	-------

Ohio University (2-1)

1926-27	A	L	29-38
Nov. 30, 1978	H	W	96-61
March 18, 2005	NCAA	W	67-62

Ohio State (6-8)

Dec. 22, 1981	A	L	58-61
Dec. 3, 1982	H	L	74-80
Dec. 3, 1985	A	L	73-80
Dec. 20, 1986	N	W	82-72
Dec. 30, 1986	N	L	84-88
Dec. 16, 1987	H	W	102-69
Dec. 27, 1988	N	L	68-93
Dec. 23, 2006	H	W	86-60
April 2, 2007	NCAA	W	84-75
Dec. 22, 2007	A	L	49-62
Nov. 16, 2010	H	L	75-93
Nov. 15, 2011	A	L	74-81
March 20, 2016	A	W	74-66
Nov. 24, 2021	N	W	71-68

Oklahoma (2-2)

Dec. 30, 1995	N	W	76-72 OT
Jan. 28, 2017	A	W	84-52
Nov. 21, 2018	N	L	60-65
Dec. 1, 2021	A	L	67-74

Oklahoma State (4-0)

Dec. 28, 1993	N	W	74-69
March 26, 2000	NCAA	W	77-65
Dec. 19, 2015	N	W	72-70
Jan. 29, 2022	H	W	81-72

Oral Roberts (0-1)

March 21, 2021	NCAA	L	78-81
----------------	------	---	-------

Oregon (1-0)

March 25, 2007	NCAA	W	85-77
----------------	------	---	-------

Penn (2-2)

Dec. 28, 1974	N	L	88-100
March 19, 1994	NCAA	W	70-58
Dec. 28, 1996	N	L	63-71
March 11, 1999	NCAA	W	75-61

Penn State (1-2)

Dec. 30, 1965	N	L	52-54
Dec. 28, 1982	N	W	82-60
March 24, 2009	H	L	62-71

Pittsburgh (3-4)

Dec. 28, 1948	A	L	40-50
Dec. 29, 1948	A	L	39-45
Dec. 28, 1955	N	W	98-72
Jan. 2, 1988	A	L	68-80
Dec. 22, 1988	H	L	87-90
March 23, 1992	A	W	77-74
March 22, 2014	NCAA	W	61-45

Prairie View A&M (1-0)

Nov. 21, 2006	H	W	94-33
---------------	---	---	-------

Presbyterian (1-0)

Dec. 30, 2009	H	W	79-38
---------------	---	---	-------

Providence (5-0)

Dec. 16, 1978	A	W	79-61
Nov. 27, 2004	N	W	84-66
Dec. 6, 2005	A	W	87-77
Dec. 6, 2006	H	W	85-67
Dec. 17, 2019	N	W	83-51

Purdue (2-4)

Dec. 27, 1980	N	L	87-95
March 15, 1987	NCAA	W*	85-66
March 25, 1992	N	W	74-67
Dec. 28, 1992	N	L	63-67
Nov. 23, 1999	N	L	68-79
March 18, 2007	NCAA	W	74-67
Nov. 22, 2015	N	L	70-85

*NCAA Tournament appearance vacated by NCAA

Radford (1-0)

Dec. 22, 2010	H	W	66-55
---------------	---	---	-------

Rhode Island (1-0)

Jan. 3, 2011	H	W	84-59
--------------	---	---	-------

Rice (2-1)

Dec. 5, 1960	A	L	63-68
Dec. 4, 1961	H	W	70-67
Dec. 27, 1962	N	W	66-57

Richmond (3-2)

1922-23	A	L	25-27
March 19, 1992	H	W	66-52
Dec. 19, 2009	N	L	53-56
Jan. 4, 2014	H	W	67-58
Dec. 1, 2015	H	W	76-56

Rider (1-0)

Dec. 9, 2011	N	W	90-69
--------------	---	---	-------

Robert Morris (1-0)

Dec. 30, 1996	N	W	106-69
---------------	---	---	--------

Rutgers (4-2)

Dec. 26, 1972	N	L	79-81 OT
Dec. 22, 1999	N	W	85-65
Dec. 9, 2000	H	W	79-65
Nov. 17, 2007	H	W	88-63
Nov. 28, 2009	N	W	73-58
Dec. 29, 2011	A	L	83-85 2OT

St. Bonaventure (3-0)

Dec. 27, 1977	N	W	88-75
Nov. 17, 2016	N	W	73-66
March 15, 2018	NCAA	W	77-62

St. John's (0-0)

March 17, 1988	NCAA	W*	62-59
----------------	------	----	-------

*NCAA Tournament appearance vacated by NCAA

St. Joseph's (3-1)

Dec. 19, 1956	N	W	86-72
Dec. 27, 1967	N	L	69-89
Nov. 21, 2015	N	W	74-63
Nov. 21, 2019	N	W	70-62

St. Peter's (1-0)

Nov. 9, 2005	H	W	80-51
--------------	---	---	-------

Sam Houston State (2-0)

March 21, 2003	NCAA	W	85-55
Dec. 29, 2004	H	W	83-51



ALL-TIME SERIES SCORES

Samford (2-0)

Dec. 1, 1970	H	W	79-74
Nov. 10, 2006	H	W	79-54

San Diego State (1-1)

Dec. 21, 1985	N	L	62-63
March 19, 2008	H	W	73-49

San Jose State (0-1)

Dec. 30, 1974	N	L	80-83
---------------	---	---	-------

Savannah State (3-0)

Jan. 18, 2006	H	W	113-67
Nov. 20, 2012	H	W	58-40
Dec. 29, 2013	H	W	76-34

Seton Hall (2-1)

Dec. 28, 1939	A	L	40-43
Nov. 28, 1987	N	W	70-68
Nov. 24, 2016	N	W	81-76

Siena (1-0)

Nov. 30, 1988	H	W	71-67
---------------	---	---	-------

South Alabama (2-2)

March 14, 1984	N	L	87-88
Dec. 30, 1999	H	W	82-61
March 16, 2006	NCAA	W	76-50
Dec. 22, 2009	H	L	66-67

South Carolina (47-28)

Feb. 11, 1926	A	L	22-29
Feb. 17, 1927	A	L	33-39
Feb. 18, 1927	A	L	20-37
Feb. 6, 1928	A	W	41-31
Feb. 7, 1928	A	L	40-47
Feb. 14, 1930	A	W	30-23
Feb. 15, 1930	A	W	42-17
Feb. 10, 1931	A	W	43-27
Feb. 11, 1931	A	W	42-30
Feb. 16, 1931	H	W	63-29
Feb. 17, 1931	H	W	39-20
Feb. 12, 1934	A	L	31-51
Feb. 13, 1934	A	L	31-36
Jan. 21, 1935	H	L	35-37
Jan. 22, 1935	H	L	16-28
Dec. 27, 1956	GB	L	71-77
Jan. 8, 1992	H	W	53-52
Feb. 22, 1992	A	W	50-48
Jan. 20, 1993	H	L	76-81
Feb. 24, 1993	A	W	80-73
Jan. 15, 1994	A	W	77-75
Feb. 19, 1994	H	W	88-64
March 11, 1994	SEC	W	84-57
Jan. 18, 1995	A	W	71-59
Feb. 11, 1995	H	W	71-56
Jan. 13, 1996	H	W	81-69
Feb. 21, 1996	A	L	75-80
Jan. 15, 1997	H	L	79-80
Feb. 8, 1997	A	L	68-76
Jan. 28, 1998	A	L	72-74
Feb. 21, 1998	H	L	74-79
March 6, 1998	SEC	L	60-71
Jan. 13, 1999	A	W	68-51
Feb. 24, 1999	H	W	89-61
Feb. 2, 2000	A	W	86-82
March 1, 2000	H	W	87-67
Jan. 7, 2001	A	L	68-69
Jan. 27, 2001	H	W	69-57
Jan. 5, 2002	H	W	69-60
Feb. 5, 2002	A	W	72-63
Jan. 18, 2003	A	W	77-75
Feb. 25, 2003	H	W	93-63
Jan. 7, 2004	A	W	65-62

Feb. 25, 2004	H	W	69-58
Jan. 29, 2005	H	W	80-72
Feb. 27, 2005	A	W	66-65
Jan. 25, 2006	A	L	62-68
Feb. 8, 2006	H	L	67-61
March 12, 2006	N	W	49-47
Jan. 13, 2007	A	W	84-50
Feb. 21, 2007	H	W	63-49
Jan. 23, 2008	A	W	73-71
Feb. 20, 2008	H	W	85-82
Jan. 21, 2009	A	L	69-70
Feb. 3, 2009	H	W	97-93
Jan. 23, 2010	H	W	58-56
Feb. 10, 2010	A	L	71-77
Jan. 15, 2011	H	L	69-72
Feb. 9, 2011	A	W	79-60
Jan. 14, 2012	A	W	79-65
Feb. 2, 2012	H	W	74-66
Jan. 30, 2013	H	W	75-36
Jan. 8, 2014	H	W	74-58
March 4, 2014	A	W	72-46
Jan. 7, 2015	A	W	72-68
Feb. 20, 2016	A	L	69-73 OT
Jan. 18, 2017	A	L	53-57
Feb. 21, 2017	H	W	81-66
March 26, 2017	NCAA	L	70-77
Jan. 24, 2018	H	L	72-77
Feb. 10, 2018	A	W	65-41
Jan. 5, 2019	H	L	69-71
Jan. 7, 2020	A	W	81-68
Feb. 3, 2021	H	L	66-72
Jan. 15, 2022	A	W	71-63

Southeastern La. (1-0)

Dec. 19, 2012	H	W	82-43
---------------	---	---	-------

Southern (2-0)

Nov. 28, 2006	H	W	83-27
Nov. 18, 2013	H	W	67-53

Southern Methodist (1-2)

Dec. 6, 1960	A	L	64-74
Dec. 4, 1986	N	W	110-70
Dec. 3, 1987	A	L	76-82

Southern Miss (1-0)

March 13, 1986	H	W	81-71
----------------	---	---	-------

Southern Utah (1-0)

Nov. 20, 2008	H	W	64-50
---------------	---	---	-------

Stanford (2-4)

Dec. 23, 1974	A	L	70-80
Feb. 4, 1989	N	L	69-84
Dec. 21, 1990	A	L	74-86
Nov. 27, 2002	N	L	65-69
Nov. 23, 2017	N	W	108-87
Nov. 22, 2018	N	W	72-49

Stetson (53-14)

1919-20	A	L	28-35
Jan. 15, 1921	H	L	18-36
Jan. 22, 1921	A	L	16-55
Jan. 15, 1922	H	W	45-25
1923-24	H	W	19-9
1923-24	A	L	21-25
Jan. 16, 1926	A	W	24-23
Jan. 15, 1930	A	W	17-14
Jan. 31, 1930	H	W	40-26
Jan. 2, 1932	A	L	25-30
Jan. 7, 1933	H	W	46-38
Feb. 3, 1933	A	W	30-18
Feb. 6, 1934	A	L	30-33
Feb. 19, 1934	H	W	34-19

Jan. 19, 1935	A	W	40-32
Feb. 12, 1935	H	L	25-40
Jan. 7, 1936	H	W	27-24
Jan. 14, 1936	A	L	23-30
Jan. 19, 1937	A	L	32-34
Feb. 18, 1937	H	W	40-33
Jan. 10, 1938	H	W	39-27
Feb. 22, 1938	A	L	32-47
Jan. 17, 1939	A	W	32-29
Feb. 18, 1939	H	W	28-26
Feb. 5, 1940	A	W	42-30
Feb. 19, 1940	H	W	48-21
Feb. 1, 1941	A	W	36-32
Feb. 18, 1941	H	W	51-42
Jan. 14, 1947	A	W	39-31
Feb. 19, 1947	H	W	56-38
Jan. 20, 1948	A	W	55-31
Feb. 17, 1948	H	W	48-39
Dec. 8, 1948	H	W	67-34
Jan. 18, 1949	A	W	54-47
Jan. 12, 1950	H	W	64-51
Feb. 14, 1950	A	L	53-57
Jan. 6, 1951	A	W	63-61
Jan. 16, 1951	H	W	70-62
Dec. 8, 1951	H	W	63-56
Dec. 13, 1952	H	W	77-74
Dec. 5, 1953	H	L	55-74
Dec. 11, 1954	H	W	78-70
Dec. 14, 1955	H	W	92-74
Dec. 8, 1956	H	W	84-69
Dec. 4, 1957	H	W	79-65
Dec. 8, 1958	H	W	73-62
Dec. 15, 1959	H	L	74-79
Dec. 5, 1964	H	W	90-57
Nov. 26, 1983	H	L	73-77
Dec. 22, 1984	A	W	70-54
Dec. 30, 1985	H	W	69-66
Dec. 1, 1986	A	W	98-75
Dec. 1, 1992	H	W	70-52
Dec. 11, 1993	H	W	90-44
Nov. 25, 1994	H	W	73-64
Dec. 20, 1995	H	W	78-46
Dec. 14, 1996	H	W	57-47
Nov. 21, 1997	H	W	79-69
Dec. 28, 2001	H	W	94-66
Dec. 6, 2003	H	W	74-61
Dec. 8, 2004	H	W	93-54
Dec. 20, 2006	H	W	88-67
Nov. 27, 2007	H	W	71-48
Dec. 30, 2008	H	W	78-57
Nov. 15, 2009	H	W	74-46
Nov. 28, 2011	N	W	96-70
Dec. 6, 2020	H	W	86-40

Stony Brook (1-0)

Dec. 22, 2021	H	W	87-62
---------------	---	---	-------

Syracuse (1-4)

March 19, 1987	NCAA	L*	81-87
Nov. 18, 2005	N	W	75-70
Nov. 24, 2008	N	L	83-89
Dec. 10, 2009	N	L	73-85
Dec. 2, 2011	A	L	68-72

*NCAA Tournament appearance vacated by NCAA

Temple (2-4)

March 13, 1969	N	L	66-82
Dec. 29, 1981	N	L	81-85
Dec. 19, 1992	N	L	62-67
March 18, 2001	NCAA	L	54-75
Nov. 8, 2001	N	W	72-64
Dec. 30, 2007	N	W	86-69

Tennessee (58-80)

1926-27	A	L	19-22
Feb. 28, 1931	SC	W	33-29
Feb. 16, 1938	A	L	28-42
Feb. 23, 1940	H	W	41-38
March 2, 1940	SEC	L	32-42
Feb. 29, 1941	SEC	L	26-47
Dec. 17, 1948	H	L	52-58
Feb. 3, 1950	A	L	56-65
Dec. 16, 1950	A	L	54-60
Dec. 19, 1951	H	W	58-47
Feb. 23, 1953	A	L	73-82
Feb. 6, 1954	H	L	58-62
Feb. 5, 1955	A	L	75-102
Feb. 4, 1956	H	W	68-64
Feb. 4, 1957	A	L	79-97
Feb. 3, 1958	H	L	91-100
Feb. 2, 1959	A	L	70-100
Feb. 1, 1960	H	L	68-84
Feb. 6, 1961	A	L	68-83
Feb. 5, 1962	H	W	92-83
Feb. 4, 1963	A	W	84-73
Feb. 3, 1964	H	L	58-59
Feb. 1, 1965	A	L	43-75
March 1, 1965	H	W	58-56
Feb. 5, 1966	A	L	47-76
Feb. 21, 1966	H	W	67-63
Jan. 16, 1967	H	L	53-66
Jan. 21, 1967	A	L	42-56
Jan. 15, 1968	A	L	52-67
Jan. 20, 1968	H	W	59-46
Jan. 13, 1969	A	L	63-64
Feb. 17, 1969	H	W	65-63
Jan. 12, 1970	H	W	57-56 OT
Feb. 16, 1970	A	L	61-72
Jan. 11, 1971	A	L	75-85
Feb. 15, 1971	H	W	56-55
Jan. 17, 1972	H	L	50-61
Feb. 21, 1972	A	L	52-55
Jan. 15, 1973	A	L	56-75
Feb. 19, 1973	H	L	83-87
Jan. 19, 1974	H	L	72-75
Feb. 18, 1974	A	L	57-85
Jan. 18, 1975	A	L	56-59
Feb. 17, 1975	H	L	84-85
Jan. 17, 1976	A	L	84-93
Feb. 14, 1976	H	W	72-69
Jan. 10, 1977	A	L	82-92
Feb. 7, 1977	H	W	80-76
Jan. 2, 1978	A	W	92-91
March 4, 1978	H	L	90-79 3OT
Jan. 11, 1979	A	L	72-116
Feb. 22, 1979	H	L	73-87
Jan. 9, 1980	H	L	58-69
Feb. 6, 1980	A	L	76-100
Jan. 14, 1981	H	L	52-53
Feb. 11, 1981	A	L	64-78
Jan. 13, 1982	H	L	66-69
Feb. 10, 1982	A	L	75-90
Jan. 22, 1983	H	W	78-74
Feb. 19, 1983	A	L	53-78
March 10, 1983	SEC	L	62-78
Jan. 21, 1984	A	L	65-70
Feb. 18, 1984	A	L	74-75 2OT
March 8, 1984	SEC	L	74-80 OT
Jan. 2, 1985	H	W	84-70
Feb. 2, 1985	A	W	93-86
Jan. 2, 1986	A	W	77-75 OT
Feb. 1, 1986	H	W	69-61
Jan. 17, 1987	H	W	97-90
Feb. 18, 1987	A	L	81-71
Jan. 23, 1988	A	W	76-56
Feb. 24, 1988	H	L	63-65
March 11, 1988	SEC	W	67-60
Jan. 18, 1989	A	L	76-83
Feb. 18, 1989	H	W	99-81



ALL-TIME SERIES SCORES

March 11, 1989	SEC	W	76-71
Jan. 17, 1990	H	L	75-80
Feb. 17, 1990	A	L	57-75
Jan. 16, 1991	H	L	67-70
Feb. 16, 1991	A	W	73-68
Jan. 18, 1992	H	W	71-65
Feb. 26, 1992	A	W	72-68
Jan. 24, 1993	A	W	80-68
Feb. 27, 1993	H	W	84-70
Jan. 8, 1994	A	W	86-71
March 5, 1994	H	W	82-71
Jan. 22, 1995	A	W	62-47
Feb. 15, 1995	H	W	70-48
Feb. 7, 1996	H	W	63-51
March 2, 1996	A	W	73-71
Jan. 25, 1997	A	W	56-50
Feb. 19, 1997	H	W	76-54
Jan. 3, 1998	H	W	83-69
Feb. 25, 1998	A	L	75-79
Jan. 23, 1999	H	W	93-72
Feb. 10, 1999	A	L	56-91
Jan. 18, 2000	H	L	79-81
Feb. 12, 2000	A	L	73-76
Jan. 30, 2001	H	W	81-67
Feb. 18, 2001	A	W	88-82
Jan. 1, 2002	A	W	104-100
Feb. 26, 2002	H	W	68-62
Jan. 15, 2003	H	W	77-64
Feb. 15, 2003	A	L	59-66
Jan. 10, 2004	H	W	95-57
Jan. 31, 2004	A	L	63-65
Jan. 19, 2005	H	L	76-83
Feb. 12, 2005	A	W	84-73
Jan. 21, 2006	A	L	76-80
Feb. 22, 2006	H	L	72-76
Feb. 3, 2007	H	W	94-78
Feb. 27, 2007	A	L	76-86
Feb. 5, 2008	A	L	82-104
March 5, 2008	H	L	86-89
Jan. 31, 2009	A	L	63-79
March 1, 2009	H	L	75-79
Jan. 31, 2010	A	L	60-61
Feb. 23, 2010	H	W	75-62
Jan. 11, 2011	A	W	81-75
Feb. 12, 2011	H	W	61-60
March 11, 2011	SEC	W	85-74
Jan. 7, 2012	A	L	56-67
Feb. 11, 2012	H	L	70-75
Feb. 26, 2013	A	L	58-64
Jan. 25, 2014	H	W	67-41
Feb. 11, 2014	A	W	67-58
March 15, 2014	SEC	W	56-49
Feb. 28, 2015	H	W	66-49
Jan. 6, 2016	A	L	69-83
Jan. 7, 2017	H	W	83-70
Feb. 21, 2018	A	L	57-62
Jan. 12, 2019	H	L	67-78
Feb. 9, 2019	A	L	61-73
Feb. 29, 2020	A	L	58-63
Jan. 19, 2021	H	W	75-49
March 7, 2021	A	L	54-65
March 12, 2021	SEC	L	66-78
Jan. 26, 2022	A	L	71-78

Tenn.-Chattanooga (1-0)

Nov. 18, 2006	H	W	93-44
---------------	---	---	-------

Tennessee Tech (1-0)

Nov. 11, 2007	H	W	93-65
---------------	---	---	-------

Texas (3-4)

Dec. 30, 1964	N	W	62-49
Dec. 16, 1989	A	L	94-105
Nov. 27, 1990	H	L	74-76
Dec. 4, 1993	A	W	76-68

Dec. 10, 1994	H	W	91-73
Dec. 4, 1996	H	L	64-82
Dec. 9, 1997	A	L	82-85

Texas A&M (9-6)

Jan. 2, 1992	H	W	73-46
Dec. 22, 1992	A	L	54-57
Dec. 17, 2011	N	W	84-64
Jan. 17, 2013	A	W	68-47
Feb. 1, 2014	H	W	69-36
Feb. 14, 2015	A	L	62-63
March 3, 2015	H	W	66-62
Jan. 12, 2016	A	L	68-71
March 11, 2016	SEC	L	66-72
Feb. 11, 2017	H	W	71-62
Jan. 2, 2018	A	W	83-66
Jan. 22, 2019	H	W	81-72
Feb. 12, 2020	A	W	78-61
Feb. 15, 2022	A	L	55-56
March 10, 2022	SEC	L	80-83

Texas Christian (2-1)

Dec. 21, 1974	A	W	73-61
March 17, 1986	H	W	77-75
Jan. 26, 2019	A	L	50-55

Texas Southern (1-1)

Dec. 12, 2014	H	W	75-50
Dec. 6, 2021	H	L	54-69

Texas Tech (2-1)

Dec. 10, 1960	H	W	79-76
Dec. 8, 1962	A	W	71-69
March 17, 2018	NCAA	L	66-69

Toledo (1-0)

Nov. 14, 2008	H	W	80-58
---------------	---	---	-------

Towson (2-0)

Jan. 4, 1988	H	W	77-55
Nov. 14, 2019	H	W	66-60

Troy (2-0)

Nov. 20, 2009	H	W	80-58
Nov. 28, 2021	H	W	84-45

Tulane (12-11)

Jan. 6, 1948	A	L	35-52
Jan. 3, 1949	H	L	51-63
Dec. 16, 1949	A	L	50-69
Feb. 6, 1951	H	W	72-64
March 1, 1951	N	L	52-62
Feb. 22, 1952	A	L	77-102
Jan. 16, 1953	H	W	87-57
Jan. 9, 1954	A	L	64-86
Jan. 8, 1955	H	L	74-85

Jan. 7, 1956	A	W	61-54
Jan. 5, 1957	H	W	70-62
Jan. 4, 1958	A	L	75-84
Jan. 3, 1959	H	L	62-68
Jan. 4, 1960	A	L	55-71
Jan. 9, 1961	H	W	83-79
Jan. 8, 1962	A	L	47-59
Jan. 7, 1963	H	W	109-74
Jan. 4, 1964	A	W	86-79
Jan. 2, 1965	H	W	85-63
Feb. 26, 1966	A	W	76-59
Dec. 29, 1983	N	W	65-53
Dec. 28, 2000	N	W	103-85
Dec. 2, 2001	H	W	81-65

Tulsa (0-2)

Dec. 10, 1962	A	L	79-85
Dec. 21, 1963	H	L	82-86

UAB (3-1)

Dec. 27, 1997	N	L	73-80
Dec. 30, 2006	H	W	75-70
Jan. 3, 2012	H	W	79-61
Nov. 27, 2014	N	W	56-47

UCF (10-1)

Nov. 24, 1984	H	W	106-55
Nov. 26, 1985	H	W	86-56
Dec. 10, 1986	H	W	89-54
Dec. 20, 1994	H	W	83-69
Nov. 22, 1996	H	W	80-63
Nov. 18, 1997	H	W	100-85
Dec. 4, 2003	N	W	59-39
Dec. 3, 2005	H	W	80-47
Dec. 20, 2008	N	W	89-61
Dec. 1, 2010	N	L	54-57
Nov. 23, 2012	H	W	79-66

UCLA (4-0)

April 3, 2006	NCAA	W	73-57
March 31, 2007	NCAA	W	76-66
March 19, 2011	NCAA	W	73-65
March 27, 2014	NCAA	W	79-68

UC Santa Barbara (1-0)

March 17, 2011	NCAA	W	79-51
----------------	------	---	-------

UNC Wilmington (3-0)

Dec. 2, 1978	A	W	66-51
Dec. 23, 1999	H	W	80-53
Nov. 12, 2010	H	W	77-60

USF (19-5)

Dec. 4, 1971	N	W	116-87
Dec. 14, 1971	N	W	98-77
Dec. 1, 1973	H	W	81-69

Dec. 17, 1976	ST	W	70-53
Dec. 4, 1981	FF	L	56-58
Dec. 11, 1982	H	L	73-77
Jan. 11, 1983	A	W	92-79
Nov. 30, 1983	H	W	79-77
Dec. 4, 1984	A	W	82-68
Dec. 7, 1985	H	W	69-55
Dec. 13, 1986	A	W	68-52
Dec. 21, 1987	H	W	83-69
Jan. 9, 1989	A	W	87-82
Dec. 23, 1989	H	W	91-54
Nov. 24, 1990	A	L	61-70
Dec. 15, 1991	H	L	71-73
Dec. 4, 1992	A	W	80-78
Dec. 6, 1993	H	W	66-55
Jan. 11, 1994	A	W	69-64
Nov. 28, 1995	A	L	58-73
Dec. 10, 1996	H	W	85-53
Dec. 8, 2001	A	W	92-73
Dec. 8, 2002	H	W	68-52
Dec. 18, 2021	N	W	66-55

Utah (1-1)

Nov. 27, 1988	N	W	77-68
April 1, 1992	N	L	78-81

Utah State (1-1)

Nov. 22, 1999	N	W	60-58
Dec. 21, 2019	N	L	62-65

Vanderbilt (73-71)

Jan. 17, 1931	H	L	25-42
Jan. 19, 1931	A	L	35-43
Jan. 18, 1932	A	L	32-36
Jan. 19, 1932	A	W	43-33
Feb. 10, 1933	H	L	41-42
Feb. 11, 1933	H	W	43-27
Feb. 25, 1934	SEC	W	24-23
Feb. 14, 1938	A	L	24-59
Feb. 28, 1941	SEC	W	48-41
Feb. 4, 1950	A	L	34-54
Dec. 18, 1950	A	L	64-81
Jan. 19, 1952	H	W	86-70
Feb. 29, 1952	SEC	W	66-63
Jan. 2, 1953	A	L	73-85
Feb. 27, 1954	H	L	68-76
Feb. 26, 1955	A	L	72-100
Feb. 25, 1956	H	L	75-80
Feb. 23, 1957	A	L	59-76
Feb. 22, 1958	H	W	73-53
Feb. 21, 1959	A	L	66-77
Feb. 20, 1960	A	W	81-75
Feb. 25, 1961	A	L	60-77
Feb. 24, 1962	H	W	78-68
Feb. 23, 1963	A	L	74-78
Feb. 22, 1964	H	L	79-91
Feb. 20, 1965	A	L	78-80

Florida vs. the SEC

Team	All-Time	2022/2021	Last 5	Last 10	Home	Road	*SEC Tourney	#Other
Alabama	70-77	0-1/0-1	3-2	6-4	41-22	22-48	7-7	—
Arkansas	26-14	0-1/0-1	3-2	7-3	14-3	7-9	5-2	—
Auburn	82-90	1-1/1-0	3-2	7-3	51-29	27-57	4-4	—
Georgia	120-103	2-0/2-0	5-0	7-3	68-38	43-62	2-1	7-2
Kentucky	40-104	0-2/1-1	1-4	3-7	26-39	11-54	4-13	0-1
LSU	50-66	0-1/1-0	3-2	6-4	31-22	15-36	4-8	—
Ole Miss	69-48	1-1/1-0	3-2	7-3	42-12	23-32	4-3	0-1
Mississippi State	66-52	1-0/0-1	2-3	7-3	41-13	23-36	2-2	0-1
Missouri	8-4	1-0/0-1	3-2	6-4	4-1	3-3	1-0	—
South Carolina	47-28	1-0/0-1	3-2	4-6	21-10	24-15	2-1	0-2
Tennessee	57-77	0-1/1-2	1-4	2-8	36-26	17-49	4-5	1-0
Texas A&M	9-6	0-2/0-0	3-2	5-5	5-0	3-4	0-2	1-0
Vanderbilt	73-71	3-0/2-0	5-0	9-1	44-20	21-48	7-3	—

*Florida is 0-1 vs. Tulane in the SEC Tournament; #at neutral sites other than the SEC Tournament



ALL-TIME SERIES SCORES

Feb. 19, 1966	H	L	86-89
Dec. 19, 1966	A	L	69-77
Feb. 4, 1967	H	W	83-75
Dec. 18, 1967	H	W	74-72
Feb. 3, 1968	A	W	91-85
Jan. 6, 1969	H	L	55-62
Feb. 10, 1969	A	W	75-73
Jan. 5, 1970	A	L	79-90
Feb. 9, 1970	H	W	81-79
Jan. 4, 1971	H	W	84-82 OT
Feb. 8, 1971	A	L	81-92
Jan. 10, 1972	A	L	87-104
Feb. 14, 1972	H	L	74-90
Jan. 8, 1973	H	W	80-72
Feb. 12, 1973	A	L	71-78
Feb. 2, 1974	A	L	52-58
March 9, 1974	H	W	80-77
Feb. 1, 1975	H	W	101-90 OT
March 8, 1975	A	L	83-102
Jan. 26, 1976	H	L	81-85 OT
Feb. 23, 1976	A	L	67-71
Jan. 15, 1977	H	W	83-72
Feb. 12, 1977	A	L	72-85
Jan. 9, 1978	H	W	67-65
Feb. 6, 1978	A	L	57-59 2OT
Jan. 24, 1979	H	L	56-57
Jan. 29, 1979	A	W	90-87 OT
Jan. 21, 1980	A	L	85-105
Feb. 20, 1980	H	L	71-74
Feb. 27, 1980	SEC	W	72-71
Jan. 28, 1981	H	L	70-72
Feb. 25, 1981	A	L	64-73
Jan. 27, 1982	A	L	48-51
Feb. 24, 1982	H	L	67-81
March 3, 1982	SEC	L	46-47 2OT
Jan. 15, 1983	A	L	58-69
Feb. 12, 1983	H	W	61-54
Jan. 15, 1984	H	W	73-59
Feb. 11, 1984	A	W	71-63
Jan. 10, 1985	A	W	68-64
Feb. 9, 1985	H	W	78-66
Jan. 8, 1986	H	W	86-55
Feb. 8, 1986	A	L	59-60
Jan. 24, 1987	H	W	85-81
Feb. 25, 1987	A	L	76-84
Jan. 30, 1988	A	L	65-92
March 2, 1988	H	W	81-65
Jan. 25, 1989	A	W	81-78 OT
Feb. 25, 1989	H	W	83-80 OT
Jan. 24, 1990	H	L	64-71
Feb. 24, 1990	A	L	54-67
March 8, 1990	SEC	L	58-68
Jan. 30, 1991	H	L	57-60
March 2, 1991	A	L	68-82
Jan. 25, 1992	H	W	75-55
March 7, 1992	A	L	76-82
Jan. 9, 1993	H	W	62-61
Feb. 20, 1993	A	L	64-82
Jan. 29, 1994	H	W	75-66
Feb. 26, 1994	A	L	78-82
Jan. 7, 1995	H	W	72-62
March 5, 1995	A	W	69-58
Jan. 24, 1996	H	W	77-55
Feb. 13, 1996	A	L	56-70
Feb. 1, 1997	H	L	63-74
March 1, 1997	A	L	72-79
Jan. 24, 1998	H	W	85-69
Feb. 18, 1998	A	L	56-73
Jan. 6, 1999	H	W	90-59
Feb. 27, 1999	A	L	70-71 OT
Jan. 5, 2000	A	L	77-87
Jan. 29, 2000	H	W	89-63
Jan. 20, 2001	H	L	61-63
Feb. 28, 2001	A	W	72-62
Jan. 12, 2002	A	W	95-85
Feb. 9, 2002	H	W	80-54

Jan. 22, 2003	H	W	87-75
Feb. 22, 2003	A	W	77-74 OT
Jan. 17, 2004	A	L	72-86
Feb. 7, 2004	H	W	81-71
March 12, 2004	SEC	W	91-69
Jan. 15, 2005	A	W	82-65
Feb. 23, 2005	H	W	69-61
Jan. 28, 2006	H	W	81-58
Feb. 15, 2006	A	W	73-68
Jan. 31, 2007	H	W	74-64
Feb. 17, 2007	A	L	70-83
Jan. 27, 2008	H	W	86-64
Feb. 16, 2008	A	L	58-61
Jan. 25, 2009	A	W	94-69
Feb. 21, 2009	H	W	82-68
Jan. 9, 2010	A	L	87-95
March 2, 2010	H	L	60-64
Feb. 1, 2011	H	W	65-61 OT
March 5, 2011	A	W	86-76
March 12, 2011	SEC	W	77-66
Feb. 4, 2012	H	W	73-65
Feb. 28, 2012	A	L	67-77
March 6, 2013	H	W	66-40
Feb. 25, 2014	A	W	57-54
Feb. 3, 2015	A	L	61-67
Feb. 18, 2015	H	W	50-47
Jan. 26, 2016	A	L	59-60
Feb. 23, 2016	H	L	74-87
Jan. 21, 2017	H	L	66-68
March 4, 2017	A	L	71-73
March 10, 2017	SEC	L	62-72 OT
Dec. 30, 2017	H	W	81-74
Feb. 17, 2018	A	L	68-71
Feb. 13, 2019	H	W	66-57
Feb. 27, 2019	A	W	71-55
Feb. 1, 2020	A	W	61-55
Feb. 15, 2020	H	W	84-66
Dec. 30, 2020	A	W	91-72
Jan. 27, 2021	H	W	78-71
March 11, 2021	SEC	W	69-63
Jan. 22, 2022	H	W	61-42
March 1, 2022	A	W	82-78

Vermont (3-0)

Dec. 23, 1977	A	W	93-67
Nov. 30, 2007	N	W	86-61
Nov. 25, 2015	H	W	86-62

Villanova (2-2)

Dec. 22, 1993	A	W	85-77
Jan. 14, 1995	H	L	70-72
March 20, 2005	NCAA	L	65-76
March 26, 2006	NCAA	W	75-62

Virginia (2-1)

March 30, 1992	N	L	56-62
March 16, 2012	NCAA	W	71-45
March 18, 2017	NCAA	W	65-39

VMI (3-1)

Feb. 9, 1921	A	L	20-60
1922-23	A	W	19-15
Dec. 2, 1964	H	W	68-59
Dec. 28, 1999	H	W	113-68

Virginia Tech (5-5)

Dec. 29, 1961	N	L	69-78
Dec. 29, 1966	N	W	92-73
Dec. 29, 1969	N	W	48-45
Jan. 20, 1973	H	W	92-75
Dec. 22, 1973	A	L	74-85
Dec. 2, 1974	H	L	85-86
Dec. 13, 1975	A	L	60-90
Dec. 19, 1986	N	W	82-60

Dec. 28, 1991	N	L	57-79
March 19, 2021	NCAA	W	75-70 OT

Wake Forest (7-5)

Feb. 13, 1936	A	L	32-34
Feb. 15, 1936	A	W	32-24
Dec. 18, 1956	N	L	53-55
Dec. 2, 1960	A	L	79-85
Dec. 12, 1961	H	W	71-65
Dec. 15, 1962	H	W	73-67
Dec. 29, 1964	GB	W	82-65
Dec. 27, 1975	GB	L	75-78 OT
Dec. 3, 1994	A	W	81-70
Dec. 9, 1995	H	L	53-77
Nov. 17, 2005	N	W	77-72
Dec. 20, 2014	N	W	63-50

Washington (2-1)

Dec. 21, 1965	A	W	66-60
Dec. 22, 1965	A	L	69-78
Nov. 25, 2008	N	W	86-84

Weber State (1-0)

March 13, 1999	NCAA	W	82-74 OT
----------------	------	---	----------

West Virginia (7-3)

Jan. 30, 1963	A	L	67-114
Dec. 9, 1967	A	W	82-72
March 3, 1969	A	W	75-57
Jan. 17, 1970	A	L	87-88 OT
March 1, 1971	H	W	72-71
Dec. 3, 2002	N	L	66-68
Dec. 20, 2003	N	W	70-57
Jan. 30, 2016	H	W	88-71
Dec. 4, 2018	N	W	66-56
Jan. 30, 2021	A	W	85-80

Western Carolina (1-0)

Dec. 2, 1986	H	W	116-68
--------------	---	---	--------

Western Kentucky (2-0)

March 16, 2001	NCAA	W	69-56
Nov. 24, 2006	N	W	101-68

Wichita State (2-0)

Dec. 7, 1991	A	W	61-50
Jan. 26, 1993	H	W	83-58

William & Mary (1-0)

Nov. 14, 2014	H	W	68-45
---------------	---	---	-------

Winthrop (1-0)

Dec. 28, 2008	N	W	74-45
---------------	---	---	-------

Wisconsin (3-2)

Dec. 20, 1967	A	L	81-86
Dec. 21, 1968	H	W	71-66
Nov. 14, 2012	H	W	74-56
Nov. 12, 2013	A	L	53-59
March 24, 2017	NCAA	W	84-83 OT

Wisconsin-Milwaukee (1-0)

March 18, 2006	NCAA	W	82-60
----------------	------	---	-------

Wofford (6-0)

Feb. 11, 1921	A	W	45-35
Jan. 4, 1938	H	W	47-33
Dec. 5, 1951	H	W	76-52
Dec. 9, 1953	A	W	100-63
Dec. 4, 1954	H	W	76-61
Dec. 5, 1955	H	W	85-66

Wright State (1-0)

Nov. 21, 2011	N	W	78-65
---------------	---	---	-------

Wyoming (0-1)

March 24, 1986	N	L	58-67
----------------	---	---	-------

Xavier (2-3)

Dec. 28, 1959	N	L	74-86
Feb. 13, 2010	H	L	64-76
Dec. 31, 2010	A	W	71-67
Nov. 24, 2019	N	W	70-65
March 20, 2022	A	L	56-72

Yale (3-0)

Dec. 31, 2011	H	W	90-70
Jan. 6, 2013	A	W	79-58
Dec. 8, 2014	H	W	85-47

ALL-TIME SERIES SCORES

Non-Division I Opponents

Alaska-Anchorage (3-0)

Nov. 27, 1982	A	W	72-52
Nov. 26, 1988	A	W	83-72
Dec. 8, 1990	N	W	92-81

Albany YMCA (3-2)

Jan. 26, 1922	A	L	17-27
1923-24	A	L	13-66
Feb. 17, 1929	A	W	50-45
Feb. 16, 1933	A	W	56-40
Feb. 2, 1938	A	W	34-27

Atwater Kent (2-0)

Jan. 3, 1931	A	W	38-26
Jan. 6, 1931	H	W	34-16

Augusta College (1-0)

Dec. 15, 1990	H	W	82-43
---------------	---	---	-------

Banana River NAS (2-0)

Dec. 19, 1946	A	W	54-44
Feb. 11, 1947	H	W	58-37

Biscayne/St. Thomas (6-0)

Dec. 4, 1979	H	W	93-88
Nov. 29, 1980	N	W	90-71
Nov. 28, 1981	H	W	91-80
Dec. 21, 1982	H	W	92-72
Dec. 20, 1983	H	W	74-51
Dec. 20, 1984	A	W	120-66

Camp Benning (1-1)

Feb. 15, 1921	A	W	31-28
Jan. 27, 1922	A	L	13-45

Camp Blanding (2-3)

Jan. 11, 1945	H	L	44-46
Jan. 31, 1945	A	W	39-36
Feb. 2, 1945	A	L	36-50
Jan. 9, 1946	A	L	44-49
Jan. 14, 1946	H	W	64-40

Camp Blanding 120th Inf. (1-0)

Jan. 22, 1943	A	W	53-27
---------------	---	---	-------

Catholic Club (1-0)

1919-20	A	W	28-16
---------	---	---	-------

Cedar Key AAF (1-0)

Dec. 13, 1944	H	W	77-24
---------------	---	---	-------

Central Missouri St. (1-0)

Dec. 17, 1973	H	W	109-72
---------------	---	---	--------

Cincinnati YMCA (0-6)

Feb. 4, 1926	H	L	26-42
1926-27	A	L	26-60
Feb. 8, 1927	H	L	23-41
Feb. 3, 1928	H	L	26-27
Jan. 21, 1929	A	L	35-44
Jan. 28, 1930	H	L	26-33

Cohen Brothers (2-0)

Jan. 21, 1930	A	W	38-26
Feb. 20, 1930	H	W	49-26

Columbia College (2-0)

Jan. 25, 1916	A	W	18-5
Feb. 5, 1916	A	W	36-25

Coral Gables (0-3)

1924-25	A	L	23-37
1924-25	A	L	16-36
1924-25	H	L	29-39

Davis-Elkins (0-2)

1926-27	A	L	23-60
Feb. 4, 1928	H	L	25-57

Daytona Beach All-Stars (1-0)

Jan. 9, 1947	A	W	45-31
--------------	---	---	-------

Denison (0-1)

1926-27	A	L	17-30
---------	---	---	-------

Erskine (1-0)

Dec. 1, 1958	H	W	107-61
--------------	---	---	--------

Field Artillery 197th (1-0)

Feb. 11, 1943	A	W	66-28
---------------	---	---	-------

Florida Southern (27-6)

1923-24	H	W	27-15
1923-24	H	W	26-22
1923-24	A	W	23-21
1923-24	A	L	23-29
1924-25	H	W	32-21
Jan. 17, 1928	A	L	24-26
Feb. 14, 1928	A	W	32-22
Jan. 16, 1929	H	W	28-26
Jan. 18, 1930	A	W	44-31
Feb. 21, 1930	H	W	54-30
Jan. 6, 1939	H	W	62-26
Feb. 9, 1939	A	W	38-24
Dec. 8, 1939	H	W	60-33
Jan. 6, 1940	A	W	77-29
Dec. 12, 1940	A	W	43-19
Jan. 31, 1941	A	W	47-31
Dec. 12, 1941	H	W	51-36
Feb. 3, 1942	A	W	50-22
Dec. 8, 1946	H	W	47-24
Feb. 21, 1947	A	W	63-38
Jan. 10, 1948	A	W	74-49
Feb. 10, 1948	H	W	87-43
Dec. 4, 1948	A	W	83-61
Jan. 12, 1949	H	L	50-51
Dec. 1, 1949	A	W	49-37
Feb. 7, 1950	H	L	62-67
Dec. 6, 1950	H	W	71-51
Feb. 3, 1951	A	L	58-69
Dec. 15, 1951	H	W	79-51
Dec. 10, 1952	H	W	74-56
Dec. 7, 1959	H	W	88-70
Dec. 20, 1979	A	L	75-98
Dec. 8, 1980	N	W	72-62

Ft. Benning (0-2)

1924-25	A	L	27-43
Jan. 16, 1927	A	L	18-51

Ft. Benning Parachute (0-1)

Feb. 13, 1943	A	L	31-33
---------------	---	---	-------

Ft. McPherson (1-0)

Jan. 22, 1926	H	W	34-22
---------------	---	---	-------

Goodyear Tire (0-1)

1926-27	A	L	30-50
---------	---	---	-------

Green Cove (0-2)

Feb. 5, 1946	H	L	39-65
Feb. 12, 1946	A	L	38-53

Havana (1-1)

Feb. 16, 1926	H	L	16-37
Jan. 17, 1938	H	W	45-25

House of David (1-0)

Jan. 15, 1934	H	W	50-23
---------------	---	---	-------

Illinois Wesleyan (2-0)

Dec. 20, 1976	H	W	78-68
Dec. 29, 1979	H	W	93-74

Jacksonville Cavs (1-0)

Feb. 11, 1946	A	W	66-41
---------------	---	---	-------

Jacksonville NAS (5-7)

Jan. 7, 1938	H	W	42-37
Feb. 12, 1942	A	W	38-37
Jan. 9, 1945	H	L	26-46
Jan. 27, 1945	H	L	26-64
Jan. 30, 1945	H	L	34-45
Feb. 6, 1945	A	L	44-67
Jan. 3, 1946	A	L	38-47
Jan. 11, 1946	H	L	29-41
Jan. 7, 1947	A	W	50-44
Jan. 23, 1947	H	L	41-43
Jan. 13, 1948	H	W	82-51
Feb. 25, 1948	A	W	77-59

Jax Seminole Canoe Club (4-3)

1924-25	H	W	27-11
1924-25	A	L	26-34
1924-25	H	L	21-34
Jan. 30, 1926	H	W	39-16
Feb. 18, 1926	A	W	29-28
Feb. 26, 1927	H	W	33-21
March 2, 1927	A	L	25-30

Jacksonville YMCA (3-2)

Dec. 15, 1915	A	W	30-14
Feb. 4, 1916	A	W	46-42
1919-20	A	W	31-28
1919-20	A	L	31-33
Jan. 31, 1922	A	L	18-43

Kentucky Wesleyan (0-1)

Dec. 31, 1955	A	L	62-73
---------------	---	---	-------

Kewatin (St. Augustine) (0-1)

Feb. 2, 1916	A	L	16-22
--------------	---	---	-------

Lawrence Tech (1-0)

Feb. 8, 1949	H	W	64-58
--------------	---	---	-------

Lee Field (0-1)

Jan. 4, 1945	H	L	47-57
--------------	---	---	-------

Lynchburg (0-1)

1922-23	A	L	19-34
---------	---	---	-------

Macon YMCA (0-3)

1919-20	A	L	18-64
Feb. 14, 1921	A	L	17-47
1923-24	A	L	15-35

Marine Maritime Acad. (1-0)

Dec. 14, 1945	H	W	79-38
---------------	---	---	-------

Masked Marvels (1-0)

1926-27	H	W	47-18
---------	---	---	-------

Miami YMCA (0-1)

1923-24	H	L	7-16
---------	---	---	------

Missouri Western (2-0)

Dec. 16, 1975	H	W	99-70
Dec. 20, 1980	H	W	98-82

Muhlenberg (1-0)

Dec. 17, 1956	N	W	97-90
---------------	---	---	-------

Naval Air Gunnery (1-0)

Feb. 17, 1943	A	W	74-53
---------------	---	---	-------

Naval Inshore Patrol (1-0)

Feb. 10, 1943	A	W	52-35
---------------	---	---	-------

NW Missouri State (1-0)

Dec. 9, 1974	H	W	114-51
--------------	---	---	--------

O.C.S. (1-0)

Jan. 8, 1943	H	W	63-12
--------------	---	---	-------

Oglethorpe (1-1)

Feb. 15, 1927	A	L	28-41
Feb. 20, 1935	H	W	50-40

Olson Swedes (0-1)

Jan. 3, 1928	H	L	28-53
--------------	---	---	-------

Orlando AFB (2-0)

Jan. 24, 1946	A	W	59-34
Jan. 26, 1946	A	W	60-35

Paris Island Marines (1-0)

Feb. 9, 1927	H	W	41-28
--------------	---	---	-------

Pinellas AAF (0-1)

Dec. 15, 1944	H	L	34-40
---------------	---	---	-------

Puerto Rico (1-0)

Nov. 30, 1996	A	W	93-63
---------------	---	---	-------

Ralph's Dry Cleaners (2-0)

Dec. 11, 1926	A	W	42-10
Dec. 16, 1926	H	W	37-17

Rollins (17-0)

Jan. 21, 1922	H	W	43-17
Feb. 11, 1922	A	W	48-29
1922-23	H	W	42-21
Jan. 15, 1926	A	W	48-13
Feb. 1, 1926	H	W	38-14
Jan. 21, 1928	H	W	48-16
Feb. 1, 1926	A	W	30-23
Jan. 22, 1929	H	W	41-17
Jan. 17, 1930	A	W	50-24
Feb. 8, 1930	H	W	44-27
Feb. 23, 1931	H	W	44-21
Feb. 3, 1932	A	W	34-10
Feb. 24, 1941	A	W	65-35
Dec. 8, 1954	H	W	86-65
Dec. 8, 1955	H	W	99-60
Dec. 16, 1957	H	W	87-63
Dec. 10, 1958	H	W	84-54

Roosevelt (1-0)

Dec. 30, 1975	H	W	121-54
---------------	---	---	--------

St. Augustine YMCA (1-0)

Feb. 3, 1916	A	W	46-32
--------------	---	---	-------

St. Francis (Pa.) (1-0)

Dec. 30, 1994	H	W	87-72
---------------	---	---	-------

ALL-TIME SERIES SCORES

St. Leo (2-0)				
Feb. 9, 1983	H	W	85-49	
Feb. 8, 1984	H	W	95-61	

Savannah YMCA (2-2)				
1919-20	A	L	24-28	
Feb. 5, 1921	A	W	38-20	
Jan. 29, 1922	A	L	22-26	
Feb. 17, 1922	H	W	41-18	

Scranton (0-1)				
Dec. 29, 1939	A	L	33-39	

Sears (1-0)				
Jan. 6, 1932	H	W	55-20	

Sewanee (3-1)				
Feb. 15, 1938	A	L	31-33	
Feb. 6, 1939	H	W	33-27	
Feb. 7, 1939	H	W	44-37	
Dec. 3, 1973	H	W	98-59	

S. Jax Greenbacks (2-2)				
1923-24	H	W	30-29	
1923-24	A	L	31-34	
Jan. 9, 1926	A	L	25-30	
Jan. 23, 1926	H	W	46-22	

Spring Hill (1-1)				
Dec. 9, 1946	H	W	49-36	
Dec. 29, 1954	N	L	60-66	

Tampa (20-4)				
Feb. 2, 1937	H	W	29-14	
Feb. 20, 1937	A	L	14-29	
Feb. 8, 1938	A	W	24-21	
Feb. 11, 1938	H	W	34-18	
Feb. 6, 1940	A	W	53-35	
Feb. 16, 1940	H	W	48-30	
Jan. 15, 1943	H	W	55-24	
Jan. 16, 1943	H	W	61-36	
Jan. 25, 1947	H	W	50-30	
Feb. 22, 1947	A	W	49-37	

Dec. 3, 1947	H	W	70-43	
Jan. 17, 1948	A	W	40-30	
Dec. 14, 1948	A	W	50-45	
Feb. 15, 1949	H	W	68-62	
Jan. 17, 1950	A	L	50-63	
Feb. 22, 1950	H	W	59-52	
Jan. 18, 1951	H	L	49-51	
Feb. 15, 1951	A	L	56-70	
Dec. 18, 1953	H	W	89-65	
Dec. 13, 1954	H	W	68-61	
Dec. 12, 1955	H	W	110-62	
Dec. 5, 1956	H	W	94-63	
Dec. 2, 1959	H	W	79-63	
Dec. 11, 1963	H	W	108-75	

Union College (Ky.) (1-0)				
Feb. 3, 1941	A	W	46-26	

Valdosta State (1-0)				
Dec. 1, 1972	H	W	100-76	

Washington College (0-1)				
Dec. 27, 1939	A	L	30-45	

Waycross (1-0)				
Jan. 4, 1932	H	W	66-14	

Waycross NAS (1-0)				
Feb. 8, 1945	A	W	42-40	

Welch Army Hospital (0-3)				
Feb. 23, 1945	H	L	45-50	
Jan. 7, 1946	H	L	30-36	
Jan. 25, 1946	A	L	40-45	

Wilmington (OH) Coll. (0-1)				
1926-27	A	L	18-46	

305th Fighter Squadron (1-0)				
Jan. 12, 1943	A	W	70-24	



RECORD BY CONFERENCE

America East

Albany	2-0	1.000
New Hampshire	4-0	1.000
Stony Brook	1-0	1.000
Vermont	3-0	1.000
Totals	10-0	1.000

American

Cincinnati	1-0	1.000
Houston	0-2	.000
Memphis	2-0	1.000
SMU	1-2	.333
Temple	2-4	.333
Tulane	12-11	.521
Tulsa	0-2	.000
UCF	10-1	.909
USF	19-5	.792
Wichita State	2-0	1.000
Totals	49-27	.645

ACC

Boston College	3-0	1.000
Clemson	9-10	.474
Duke	4-14	.222
Florida State	44-29	.603
Georgia Tech	20-26	.435
Louisville	1-8	.111
Miami	47-24	.662
North Carolina	2-4	.333
N.C. State	3-6	.333
Pittsburgh	3-4	.429
Syracuse	1-3	.250
Virginia	2-1	.667
Virginia Tech	5-5	.500
Wake Forest	7-5	.583
Totals	151-139	.521

Atlantic Sun

Florida Gulf Coast	5-0	1.000
Jacksonville	32-5	.865
Liberty	1-0	1.000
North Florida	10-0	1.000
Stetson	53-14	.791
Totals	101-19	.842

Atlantic 10

Davidson	0-2	.000
Dayton	1-0	1.000
Duquesne	2-0	1.000
Fordham	1-2	.333
George Mason	1-0	1.000
George Washington	2-2	.500
La Salle	1-1	.500
Massachusetts	1-2	.333
Rhode Island	1-0	1.000
Richmond	3-2	.600
St. Bonaventure	3-0	1.000
St. Joseph's	3-1	.750
Totals	19-12	.613

Big East

Butler	3-3	.500
Connecticut	1-4	.200
Creighton	1-2	.333
DePaul	2-1	.667
Georgetown	2-3	.400
Marquette	2-2	.500
Providence	5-0	1.000
Seton Hall	2-1	.667
Villanova	2-2	.500
Xavier	2-3	.400
Totals	22-21	.512

Big Sky

Montana State	1-0	1.000
Southern Utah	1-0	1.000
Weber State	1-0	1.000
Totals	3-0	1.000

Big South

Charleston Southern	6-0	1.000
Gardner-Webb	1-0	1.000
High Point	3-0	1.000
Longwood	1-0	1.000
Presbyterian	1-0	1.000
Radford	1-0	1.000
Winthrop	1-0	1.000
Totals	14-0	1.000

Big Ten

Illinois	1-4	.200
Indiana	0-3	.000
Maryland	2-2	.500
Michigan	1-2	.333
Michigan State	3-5	.375
Minnesota	1-1	.500
Northwestern	1-2	.333
Ohio State	6-8	.429
Penn State	1-2	.333
Purdue	2-4	.333
Rutgers	4-2	.667
Wisconsin	3-2	.600
Totals	25-37	.403

Big 12

Baylor	1-2	.333
Iowa State	2-1	.667
Kansas	2-4	.333
Kansas State	1-1	.500
Oklahoma	2-2	.500
Oklahoma State	4-0	1.000
Texas	3-4	.429
Texas Christian (TCU)	2-1	.667
Texas Tech	2-1	.667
West Virginia	7-3	.700
Totals	26-19	.578

Big West

Hawaii	1-0	1.000
Long Beach State	1-0	1.000
UC Santa Barbara	1-0	1.000
Totals	3-0	1.000

Colonial Athletic

Delaware	0-1	.000
Elon	1-0	1.000
Hofstra	1-1	.500
James Madison	3-1	.750
Northeastern	1-0	1.000
Towson	2-0	1.000
UNC Wilmington	3-0	1.000
William & Mary	1-0	1.000
Totals	12-3	.800

Conference USA

Charlotte	4-2	.667
Florida Atlantic	3-0	1.000
Florida International	2-0	1.000
Louisiana Tech	2-1	.667
Marshall	1-0	1.000
Middle Tennessee	2-0	1.000
Rice	2-1	.667
Southern Miss	1-0	1.000
UAB	3-1	.750
Western Kentucky	2-0	1.000
Totals	22-5	.815

Horizon

Robert Morris	1-0	1.000
Wisconsin-Milwaukee	2-0	1.000
Wright State	1-0	1.000
Totals	4-0	1.000

Ivy League

Brown	1-0	1.000
Columbia	1-0	1.000
Harvard	1-0	1.000
Pennsylvania	2-2	.500
Yale	3-0	1.000
Totals	8-2	.800

Metro Atlantic

Fairfield	1-0	1.000
Iona	1-1	.500
Manhattan	2-1	.667
Rider	1-0	1.000
St. Peter's	1-0	1.000
Siena	1-0	1.000
Totals	7-2	.778

Mid-American

Kent State	1-0	1.000
Miami (Ohio)	0-1	.000
Ohio	2-1	.667
Toledo	1-0	1.000
Totals	4-2	.667

Mid-Eastern Athletic

Bethune-Cookman	6-0	1.000
Florida A&M	11-0	1.000
Howard	1-0	1.000
Morgan State	1-0	1.000
Norfolk State	1-0	1.000
North Carolina A&T	2-0	1.000
North Carolina Central	1-0	1.000
Totals	23-0	1.000

Missouri Valley

Bradley	1-1	.500
Evansville	1-1	.500
Loyola Chicago	0-1	.000
Missouri State	1-0	1.000
Totals	3-3	.500

Mountain West

Air Force	2-0	1.000
Colorado State	0-1	.000
Fresno State	1-0	1.000
Nevada	1-0	1.000
San Diego State	1-1	.500
San Jose State	0-1	.000
Utah State	1-1	.500
Wyoming	0-1	.000
Totals	6-5	.545

Northeast

LIU-Brooklyn	1-0	1.000
St. Francis (Pa.)	1-0	1.000
Totals	2-0	1.000

Ohio Valley

Austin Peay	1-0	1.000
Belmont	2-0	1.000
Eastern Illinois	1-0	1.000
Eastern Kentucky	2-0	1.000
Morehead State	2-1	.667
Tennessee Tech	1-0	1.000
Totals	9-1	.900

Pac-12

Arizona	2-2	.500
Arizona State	2-0	1.000
California	1-2	.333
Oregon	1-0	.385
Stanford	2-4	.333
UCLA	4-0	1.000
Utah	1-1	.500
Washington	2-1	.667
Totals	15-10	.600

Patriot

American	3-0	1.000
Army	2-0	1.000
Bucknell	1-0	1.000
Holy Cross	1-0	1.000
Navy	2-1	.667
Totals	9-1	1.000

SEC

See page 125.

Southern

The Citadel	1-0	1.000
East Tennessee State	5-0	1.000
Furman	3-4	.429
Mercer	8-7	.533
Samford	2-0	1.000
Tennessee-Chattanooga	1-0	1.000
VMI	3-1	.750
Western Carolina	1-0	1.000
Totals	24-12	.667

Southland

Incarnate Word	1-0	1.000
McNeese State	1-0	1.000
New Orleans	3-0	1.000
Nicholls State	1-0	1.000
Northwestern State	1-0	1.000
Sam Houston State	2-0	1.000
Southeastern Louisiana	1-0	1.000
Totals	10-0	1.000

Southwestern

Alabama State	2-0	1.000
Bethune-Cookman	6-0	1.000
Florida A&M	11-0	1.000
Jackson State	2-0	1.000
Mississippi Valley State	1-0	1.000
Prairie View A&M	1-0	1.000
Southern	2-0	1.000
Texas Southern	1-1	.500
Totals	26-1	.963

Summit League

Missouri-Kansas City	1-0	1.000
North Dakota State	1-0	1.000
Oral Roberts	0-1	.000
Totals	2-1	.667

Sun Belt

Arkansas-Little Rock	2-0	1.000
Coastal Carolina	3-0	1.000
Georgia Southern	6-2	.750
Louisiana-Lafayette	0-2	.000
Louisiana-Monroe	1-0	1.000
South Alabama	2-2	.500
Troy	2-0	1.000
Totals	16-6	.727

West Coast

Brigham Young	1-3	.250
Gonzaga	2-2	.500
Totals	3-5	.375

Note: Schools are listed and conference records calculated under current conference affiliations.



NCAA TOURNAMENT RESULTS

NCAA Tournament History

NCAA Tournament Appearances: 21

All-Time NCAA Record: 45-19

Final Four Appearances: 5

National Championship Appearances: 3

National Championships: 2

1986-87*

NCAA East First Round at Carrier Dome in Syracuse, N.Y.

March 13, 1987 – (6) Florida 82, (11) N.C. State 70

NCAA East Second Round at Carrier Dome in Syracuse, N.Y.

March 15, 1987 – (6) Florida 85, (3) Purdue 66

NCAA East Semifinals at Meadowlands Arena in East Rutherford, N.J.

March 19, 1987 – (2) Syracuse 87, (6) Florida 81

*Vacated by NCAA

1987-88*

NCAA West First Round at Huntsman Center in Salt Lake City, Utah

March 17, 1988 – (6) Florida 62, (11) St. John's 59

NCAA West Second Round at Huntsman Center in Salt Lake City, Utah

March 19, 1988 – (3) Michigan 108, (6) Florida 85

*Vacated by NCAA

1988-89

NCAA Midwest First Round at Reunion Arena in Dallas, Texas

March 17, 1989 – (10) Colorado State 68, (7) Florida 46

1993-94

NCAA East First Round at Nassau Coliseum in Long Island, N.Y.

March 17, 1994 – (3) Florida 64, (14) James Madison 62

NCAA East Second Round at Nassau Coliseum in Long Island, N.Y.

March 19, 1994 – (3) Florida 70, (11) Penn 58

NCAA East Regional Semifinal at Miami Arena in Miami, Fla.

March 25, 1994 – (3) Florida 69, (2) Connecticut 60 (OT)

NCAA East Regional Final at Miami Arena in Miami, Fla.

March 27, 1994 – (3) Florida 74, (9) Boston College 66

NCAA Tournament Final Four at Charlotte Coliseum in Charlotte, N.C.

April 2, 1994 – (2) Duke 70, (3) Florida 65

1994-95

NCAA East First Round at Tallahassee Leon County Civic Center in Tallahassee, Fla.

March 17, 1995 – (7) Iowa State 64, (10) Florida 61

1998-99

NCAA West First Round at Key Arena in Seattle, Wash.

March 11, 1999 – (6) Florida 75, (11) Penn 61

NCAA West Second Round at Key Arena in Seattle, Wash.

March 13, 1999 – (6) Florida 82, (14) Weber State 74 (OT)

NCAA West Regional Semifinal at America West Arena in Phoenix, Ariz.

March 18, 1999 – (10) Gonzaga 73, (6) Florida 72

1999-2000

NCAA East First Round at LJVM Coliseum in Winston Salem, N.C.

March 17, 2000 – (5) Florida 69, (12) Butler 68 (OT)

NCAA East Second Round at LJVM Coliseum in Winston Salem, N.C.

March 19, 2000 – (5) Florida 93, (4) Illinois 76

NCAA East Regional Semifinal at Carrier Dome in Syracuse, N.Y.

March 24, 2000 – (5) Florida 87, (1) Duke 78

NCAA East Regional Final at Carrier Dome in Syracuse, N.Y.

March 26, 2000 – (5) Florida 77, (3) Oklahoma State 65

NCAA Semifinal at RCA Dome in Indianapolis, Ind.

April 1, 2000 – (5) Florida 71, (8) North Carolina 59

NCAA Championship at RCA Dome in Indianapolis, Ind.

April 3, 2000 – (1) Michigan State 89, (5) Florida 76

2000-01

NCAA South First Round at Louisiana Superdome in New Orleans, La.

March 16, 2001 – (3) Florida 69, (14) Western Kentucky 56

NCAA South Second Round at Louisiana Superdome in New Orleans, La.

March 18, 2001 – (11) Temple 75, (3) Florida 54

2001-02

NCAA Midwest First Round at United Center in Chicago, Ill.

March 15, 2002 – (12) Creighton 83, (5) Florida 82 (20T)

2002-03

NCAA South First Round at St. Pete Times Forum in Tampa, Fla.

March 21, 2003 – (2) Florida 85, (15) Sam Houston State 55

NCAA South Second Round at St. Pete Times Forum in Tampa, Fla.

March 23, 2003 – (7) Michigan State 68, (2) Florida 46

2003-04

NCAA East Rutherford First Round at RBC Center, Raleigh, N.C.

March 18, 2004 – (12) Manhattan 75, (5) Florida 60

2004-05

NCAA Syracuse First Round at Gaylord Entertainment Center, Nashville, Tenn.

March 18, 2005 – (4) Florida 67, (13) Ohio 62

NCAA Syracuse Second Round at Gaylord Entertainment Center, Nashville, Tenn.

March 20, 2005 – (5) Villanova 76, (4) Florida 65

2005-06

NCAA Minneapolis First Round at Veterans Memorial Arena, Jacksonville, Fla.

March 16, 2006 – (3) Florida 76, (14) South Alabama 50

NCAA Minneapolis Second Round at Veterans Memorial Arena, Jacksonville, Fla.

March 18, 2006 – (3) Florida 82, (11) Wisconsin-Milwaukee 60

NCAA Minneapolis Regional Semifinal at Metrodome in Minneapolis, Minn.

March 24, 2006 – (3) Florida 57, (7) Georgetown 53

NCAA Minneapolis Regional Final at Metrodome in Minneapolis, Minn.

March 26, 2006 – (3) Florida 75, (1) Villanova 62

NCAA Semifinal at RCA Dome in Indianapolis, Ind.

April 1, 2006 – (3) Florida 73, (11) George Mason 58

NCAA Championship at RCA Dome in Indianapolis, Ind.

April 3, 2006 – (3) Florida 73, (2) UCLA 57

2006-07

NCAA Midwest First Round at New Orleans Arena, New Orleans, La.

March 16, 2007 – (1) Florida 112, (16) Jackson State 69

NCAA Midwest Second Round at New Orleans Arena, New Orleans, La.

March 18, 2007 – (1) Florida 74, (9) Purdue 67

NCAA Midwest Regional Semifinal at Edward Jones Dome, St. Louis, Mo.

March 23, 2007 – (1) Florida 65, (5) Butler 57

NCAA Midwest Regional Final at Edward Jones Dome, St. Louis, Mo.

March 25, 2007 – (1) Florida 85, (3) Oregon 77

NCAA Semifinal at the Georgia Dome in Atlanta, Ga.

March 31, 2007 – (1) Florida 76, (2) UCLA 66

NCAA Championship at the Georgia Dome in Atlanta, Ga.

April 2, 2007 – (1) Florida 84, (1) Ohio State 75

2009-10

NCAA West First Round at Ford Center, Oklahoma City, Okla.

March 18, 2010 – (7) Brigham Young 99, (10) Florida 92 (20T)

2010-11

NCAA Southeast First Round at St. Pete Times-Forum, Tampa, Fla.

March 17, 2011 – (2) Florida 79, (15) UC Santa Barbara 51

NCAA Southeast Second Round at St. Pete Times-Forum, Tampa, Fla.

March 19, 2011 – (2) Florida 73, (7) UCLA 65

NCAA Southeast Regional Semifinal at New Orleans Arena, New Orleans, La.

March 24, 2011 – (2) Florida 83, (3) Brigham Young 74 (OT)

NCAA Southeast Regional Final at New Orleans Arena, New Orleans, La.

March 26, 2011 – (8) Butler 74, (2) Florida 71 (OT)

2011-12

NCAA West First Round at CenturyLink Center, Omaha, Neb.

March 16, 2012 – (7) Florida 71, (10) Virginia 45

NCAA West Second Round at CenturyLink Center, Omaha, Neb.

March 18, 2012 – (7) Florida 84, (15) Norfolk State 50

NCAA West Regional Semifinal at US Airways Center, Phoenix, Ariz.

March 22, 2012 – (7) Florida 68, (3) Marquette 58

NCAA West Regional Final at US Airways Center, Phoenix, Ariz.

March 24, 2012 – (4) Louisville 72, (7) Florida 68

2012-13

NCAA South First Round at Erwin Center, Austin, Texas

March 22, 2013 – (3) Florida 79, (14) Northwestern State 47

NCAA South Second Round at Erwin Center, Austin, Texas

March 24, 2013 – (3) Florida 78, (11) Minnesota 64

NCAA South Regional Semifinal at Cowboys Stadium, Arlington, Texas

March 29, 2013 – (3) Florida 62, (15) Florida Gulf Coast 50

NCAA South Regional Final at Cowboys Stadium, Arlington, Texas

March 31, 2013 – (4) Michigan 79, (3) Florida 59

2013-14

NCAA South First Round at Amway Center, Orlando, Fla.

March 20, 2014 – (1) Florida 67, (16) Albany 55

NCAA South Second Round at Amway Center, Orlando, Fla.

March 22, 2014 – (1) Florida 61, (9) Pittsburgh 45

NCAA South Regional Semifinal at FedExForum, Memphis, Tenn.

March 27, 2014 – (1) Florida 79, (4) UCLA 68

NCAA South Regional Final at FedExForum, Memphis, Tenn.

March 29, 2014 – (1) Florida 62, (11) Dayton 52

NCAA Semifinal at AT&T Stadium, Arlington, Texas

April 5, 2014 – (7) Connecticut 63, (1) Florida 53

2016-17

NCAA East First Round at Amway Center, Orlando, Fla.

March 16, 2017 – (4) Florida 80, (13) East Tennessee State 65

NCAA East Second Round at Amway Center, Orlando, Fla.

March 18, 2017 – (4) Florida 65, (5) Virginia 39

NCAA East Regional Semifinal at Madison Square Garden, New York

March 24, 2017 – (4) Florida 84, (8) Wisconsin 83 (OT)

NCAA East Regional Final at Madison Square Garden, New York

March 26, 2017 – (7) South Carolina 77, (4) Florida 70

2017-18

NCAA East First Round at American Airlines Center, Dallas, Texas

March 15, 2018 – (6) Florida 77, (11) St. Bonaventure 62

NCAA East Second Round at American Airlines Center, Dallas, Texas

March 17, 2018 – (3) Texas Tech 69, (6) Florida 66

2018-19

NCAA West First Round at Wells Fargo Center, Des Moines, Iowa

March 21, 2019 – (10) Florida 70, (7) Nevada 61

NCAA West Second Round at Wells Fargo Center, Des Moines, Iowa

March 23, 2019 – (2) Michigan 64, (10) Florida 49

2020-21

NCAA South First Round at Hinkle Fieldhouse, Indianapolis, Ind.

March 19, 2021 – (7) Florida 75, (10) Virginia Tech 70 (OT)

NCAA South Second Round at Indiana Farmers Coliseum, Indianapolis, Ind.

March 21, 2021 – (15) Oral Roberts 81, (7) Florida 78

NCAA Record By Seed

Seed	Record	Times Seeded	Best Finish
1	10-1	2	NCAA Champion
2	4-2	2	Regional Final
3	14-3	4	NCAA Champion
4	4-2	2	Regional Final
5	5-3	3	NCAA Runner Up
6	3-2	2	Regional Semifinal
7	4-3	2	Regional Final
10	1-3	3	Second Round

NCAA Record vs. Seed

Seed	Record	Seed	Record
1	3-1	9	3-0
2	3-2	10	2-2
3	4-1	11	7-1
4	2-2	12	1-2
5	2-1	13	2-0
6	-	14	5-0
7	3-4	15	4-1
8	2-1	16	2-0



NCAA TOURNAMENT RECORDS

Florida Individual (Game)

Points: 35, KeVaughn Allen, March 24, 2017 vs. Wisconsin
Rebounds: 17, 2x, last by Alex Tyus, March 24, 2011 vs. BYU
Assists: 12, Taurean Green, March 16, 2007 vs. Jackson State
Field Goals Made: 11, Vernon Macklin, March 26, 2011 vs. Butler
Field Goals Attempted: 24, KeVaughn Allen, March 24, 2017 vs. Wisconsin
Free Throws Made: 13, Joakim Noah, March 26, 2006 vs. Villanova
Free Throws Attempted: 15, 2x, last by Joakim Noah, March 26, 2006 vs. Villanova
3-Pt. Made: 7, Lee Humphrey, March 25, 2007 vs. Oregon
3-Pt. Attempted: 13, 3x, last by Kenny Boynton, March 24, 2011 vs. BYU
Steals: 6, Kevarrus Hayes, March 16, 2017 vs. ETSU
Turnovers: 7, 2x, last by Erving Walker, March 18, 2010 vs. BYU
Blocks: 6, Joakim Noah, April 3, 2006 vs. UCLA
Minutes: 47, Brett Nelson, March 15, 2002 vs. Creighton
FG Pct. (Min. 5 Att.): 1.000, 3x, last by Patric Young, March 16, 2012 vs. Virginia (6-6)

Florida Individual (Tournament)

Games: 6, many players in 2000, 2006 & 2007
Points: 97, Joakim Noah, 2006, 6 games
Rebounds: 68, Al Horford, 2007, 6 games
Assists: 27, Taurean Green, 2007, 6 games
Field Goals Made: 33, 2x, last by Joakim Noah, 2006, 6 games
Field Goals Attempted: 65, Dan Cross, 1994, 5 games
Free Throws Made: 31, 2x, last by Corey Brewer, 2007, 6 games
Free Throws Attempted: 38, Corey Brewer, 2007, 6 games
3-Pt. Made: 23, Lee Humphrey, 2007, 6 games
3-Pt. Attempted: 49, Lee Humphrey, 2007, 6 games
Turnovers: 22, Taurean Green, 2007, 6 games
Steals: 12, Dan Cross, 1994, 5 games
Blocks: 29, Joakim Noah, 2006, 6 games
Minutes: 219, Taurean Green, 2007, 6 games
FG Pct. (Min. 10 Att.): .846, Chris Richard (22-of-26), 2007, 6 games

Florida Individual (Career)

Games: 17, Scottie Wilbekin and Patric Young
Points: 198, Corey Brewer, 14 games
Rebounds: 137, Al Horford, 14 games
Assists: 52, Taurean Green, 14 games
Field Goals Made: 62, Corey Brewer, 14 games
Field Goals Attempted: 134, Corey Brewer, 14 games
Free Throws Made: 60, Joakim Noah (13 games) and Taurean Green (14 games)
Free Throws Attempted: 78, Joakim Noah, 13 games
3-Pt. Made: 47, Lee Humphrey, 15 games
3-Pt. Attempted: 101, Lee Humphrey, 15 games
Steals: 22, Brett Nelson, 11 games
Blocks: 41, Joakim Noah, 13 games
Minutes: 476, Taurean Green, 14 games
Pts. Avg. (3-game min): 14.8, David Lee, 6 games
Reb. Avg. (3-game min): 9.8, Al Horford, 14 games
FG Pct. (Min 20 attempts): .782, Dwayne Davis (18-of-23), 3 games

Florida Team (Game)

Points: 112, vs. Jackson St., March 16, 2007
Rebounds: 62, vs. Jackson St., March 16, 2007
Assists: 27, vs. Jackson St., March 16, 2007
Field Goals Made: 43, vs. Jackson St., March 16, 2007
Field Goals Attempted: 78, vs. BYU, March 18, 2010
Free Throws Made: 32, vs. Illinois, March 19, 2000
Free Throws Attempted: 43, vs. Oregon, March 25, 2007
3-Pt. Made: 13, vs. Sam Houston State, March 21, 2003
3-Pt. Attempted: 34, vs. BYU, March 24, 2011
Steals: 15, vs. Weber St., March 13, 1999
Turnovers: 22, vs. Oklahoma State, March 26, 2000
Blocks: 10, vs. UCLA, April 3, 2006
FG Pct.: .589 (43-of-73), vs. Jackson St., March 16, 2007
Fewest Points Allowed: 39, vs. Virginia, March 18, 2017
Worst FG Pct.: .372 (16-of-43), vs. Michigan State, March 23, 2003

Florida Team (Tournament)

Games: 6, 3x, 2000, 2006 and 2007 Tournaments
Points: 496, 2007 Tournament, 6 games
Rebounds: 240, 2007 Tournament, 6 games
Assists: 88, 2006 Tournament, 6 games
Field Goals Made: 161, 2000 Tournament, 6 games
Field Goals Attempted: 362, 2000 Tournament, 6 games
3-Pt. Made: 53, 2007 Tournament, 6 games
3-Pt. Attempted: 129, 2007 Tournament, 6 games
Turnovers: 92, 2000 Tournament, 6 games
Steals: 45, 1994 Tournament, 5 games
Blocks: 44, 2006 Tournament, 6 games
FG Pct. (2 games min): .522 (154-of-295), 2007 Tournament, 6 games
Worst FG Pct. (2 games min): .387 (41-of-106), 2005 Tournament, 2 games

Opponent Individual (Game)

Points: 39, Glenn Rice, Michigan, March 19, 1988
Rebounds: 16, Chris Marcus, Western Kentucky, March 16, 2001
Assists: 11, Gary Grant, Michigan, March 19, 1988
Field Goals Made: 16, Glenn Rice, Michigan, March 19, 1988
Field Goals Attempted: 29, Jimmer Fredette, BYU, March 24, 2011
Free Throws Made: 11, Jason Fraser, Villanova, March 20, 2005
Free Throws Attempted: 17, Jason Fraser, Villanova, March 20, 2005
3-Pt. Made: 8, Terrell Taylor, Creighton, March 15, 2002
3-Pt. Attempted: 16, Matt Maloney, Pennsylvania, March 19, 1994
Turnovers: 9, Brett Comer, Florida Gulf Coast, March 29, 2013
Steals: 5, 2x, last by Mitch McGary, Michigan, March 31, 2013
Blocks: 4, 3x last by Tyler Honeycutt, UCLA, March 19, 2011
Minutes: 46, Jimmer Fredette, BYU, March 18, 2010

Opponent Team (Game)

Points: 108, Michigan, March 19, 1988
Rebounds: 48, Creighton, March 15, 2002
Assists: 30, Michigan, March 19, 1988
Field Goals Made: 44, Michigan, March 19, 1988
Field Goals Attempted: 73, Villanova, March 26, 2006
Free Throws Made: 25, 2x, last by BYU, March 18, 2010
Free Throws Attempted: 35, Villanova, March 20, 2005
3-Pt. Made: 14, Pennsylvania, March 11, 1999
3-Pt. Attempted: 37, 2x, last by BYU, March 24, 2011
Turnovers: 23, Connecticut, March 25, 1994
Steals: 13, 2x, last by Michigan, March 31, 2013
Blocks: 10, Connecticut, March 25, 1994
FG Pct.: .647, Michigan (44-of-68), March 19, 1988
Worst FG Pct.: .247, Villanova (18-of-73), March 26, 2006

Career Leaders

Points:
 198, Corey Brewer, 2005-07 (14 games)
 175, Kenny Boynton, 2010-13 (13 games)
 166, Joakim Noah, 2005-07 (13 games)
 164, Taurean Green, 2005-07 (14 games)
 159, Lee Humphrey, 2004-07 (15 games)
 157, Udonis Haslem, 1999-2002 (14 games)

Rebounds:

137, Al Horford, 2005-07 (14 games)
 116, Joakim Noah, 2005-07 (13 games)
 102, Patric Young, 2011-14 (17 games)
 68, Mike Miller, 1999-2000 (9 games)
 67, Corey Brewer, 2005-07 (14 games)
 60, Udonis Haslem, 1999-2002 (12 games)

Assists:

52, Taurean Green, 2005-07 (14 games)
 43, Scottie Wilbekin, 2011-14 (17 games)
 36, Erving Walker, 2009-12 (9 games)
 35, Kenny Boynton, 2010-13 (13 games)
 35, Brett Nelson, 2000-03 (11 games)
 31, Chris Chiozza, 2014-18 (6 games)
 30, Chandler Parsons, 2010-11 (5 games)
 30, Al Horford, 2005-07 (14 games)



2023 NCAA Tournament

Dates: March 15-April 3

First Four Venue (March 14/15): UD Arena, Dayton, Ohio

1st- and 2nd-Round Thursday-Saturday (March 16/18):

Legacy Arena, Birmingham, Ala.
 Wells Fargo Arena, Des Moines, Iowa
 Amway Center, Orlando, Fla.
 Golden 1 Center, Sacramento, Calif.

1st- and 2nd-Round Friday-Sunday (March 17/19):

MVP Arena, Albany, N.Y.
 Nationwide Arena, Columbus, Ohio
 Ball Arena, Denver, Colo.
 Greensboro Coliseum, Greensboro, N.C.

Regional Thursday-Saturday (March 23/25):

West: T-Mobile Arena, Las Vegas, Nev.
East: Madison Square Garden, New York, N.Y.

Regional Friday-Sunday (March 24/26):

Midwest: T-Mobile Center, Kansas City, Mo.
South: KFC Yum! Center, Louisville, Ky.

Final Four Venue (April 1/3):

NRG Stadium, Houston, Texas

NCAA TOURNAMENT BOX SCORES

(6) Florida 82, (11) NC State 70*

March 13, 1987 • Carrier Dome • Syracuse, N.Y. • First Round

NC State		tot-fg		3-pt		ft		rebounds		pf	tp	a	to	blk	s	min																	
##	Player	fg	fga	fg	fga	ft	fta	of	de								tot																
23	Bolton, Bennie	F	7	14	4	7	2	3	0	4	4	3	20	2	3	0	1	37															
52	Brown, Chucky	F	3	5	0	0	3	4	1	4	5	1	9	0	1	0	0	29															
33	Shackleford, Charles	C	6	10	0	0	0	2	1	7	8	1	12	3	3	1	2	32															
14	Del Negro, Vinny	G	6	14	0	3	0	0	1	3	4	5	12	4	1	0	0	36															
35	Jackson, Quentin	G	3	6	1	3	2	2	1	4	5	2	5	9	1	0	1	34															
11	Weems, Kelsey		1	2	0	0	0	0	0	1	1	2	2	0	0	0	1	7															
21	Kennedy, Andy		1	1	0	0	0	0	0	0	0	2	2	0	1	0	0	3															
22	Howard, Brian		1	2	0	0	0	0	0	0	0	2	2	0	0	0	0	1															
32	Lester, Avie		0	0	0	0	0	0	0	0	0	3	0	0	0	0	0	3															
34	Lambiotte, Walker		1	2	0	1	0	0	0	0	0	2	2	0	0	0	0	6															
41	Giom, Mike		0	3	0	0	0	0	2	3	5	1	0	1	0	0	1	12															
TEAM										2																							
Totals		29		59		5		14		7		11		6		26		34		24		70		15		10		1		6		200	

TOTAL FG%	1st Half: 13-28 46.4%	2nd Half: 16-31 51.6%	Game: 49.2%	DEADBALL
3-Pt. FG%	1st Half: 2-7 28.6%	2nd Half: 3-7 42.9%	Game: 35.7%	REBOUNDS
F Throw %	1st Half: 2-4 50.0%	2nd Half: 5-7 71.4%	Game: 63.6%	0

Florida			tot-fg		3-pt		rebounds											
##	Player		fg	fga	fg	fga	ft	fta	of	de	tot	pf	tp	a	to	blk	s	min
03	Lawrence, Pat	F	2	3	1	2	0	0	1	3	4	4	5	1	0	0	0	17
04	Lawrence, Joe	F	3	5	2	4	0	0	0	1	1	3	8	2	1	0	0	32
33	Schintzius, Dwayne	C	4	12	0	0	1	1	0	4	4	2	9	4	4	3	0	32
05	Moten, Andrew	G	5	8	2	3	7	7	1	6	7	0	19	3	2	0	0	32
11	Maxwell, Vernon	G	6	16	2	4	14	21	3	4	7	2	28	1	1	0	2	37
00	Montgomery, Ronnie		0	2	0	1	0	0	0	1	1	0	0	0	0	0	0	10
21	McClary, Kenny		4	5	0	0	0	1	1	2	3	3	8	1	0	0	0	9
22	Capers, Chris		1	2	0	0	2	2	0	3	3	2	4	1	0	1	1	20
23	Lett, Clifford		0	1	0	0	1	2	2	2	4	2	1	0	0	0	1	11
TEAM									3									
Totals			25 54		7 14		25 34		8 26		37		18 82		12 8		4 4 200	

TOTAL FG%	1st Half: 13-28 46.4%	2nd Half: 12-26 46.2%	Game: 46.3%	DEADBALL
3-Pt. FG%	1st Half: 4-7 57.1%	2nd Half: 3-7 42.9%	Game: 50.0%	REBOUNDS
F Throw %	1st Half: 3-5 60.0%	2nd Half: 2-2 75.9%	Game: 73.5%	1

Technical fouls: N.C. State-Shackleford, Charles. Florida-None.
Attendance: 14072

Score by Periods	1st	2nd	Final
NC State	30	40	70
Florida	33	49	82

*Vacated by NCAA

(2) Syracuse 87, (6) Florida 81*

March 19, 1987 • Meadowlands Arena • East Rutherford, N.J. • Regional Semifinals

Florida			tot-fg		3-pt		ft		rebounds			pf	tp	a	to	blk	s	min	
##	Player		fg	fga	fg	fga	ft	fta	of	de	tot								
04	Lawrence, Joe	F	1	2	1	2	0	0	0	0	0	0	3	0	0	0	0	14	
34	Jones, Melven	F	0	3	0	0	0	0	1	1	2	1	0	2	0	0	1	15	
33	Schintzius, Dwayne	C	3	10	0	0	0	0	2	9	11	5	6	3	2	3	1	29	
05	Moten, Andrew	G	7	18	1	7	3	4	2	0	2	3	18	2	1	0	4	35	
11	Maxwell, Vernon	G	11	23	3	6	0	0	3	1	4	1	25	0	4	0	1	35	
00	Montgomery, Ronnie		0	0	0	0	0	0	0	0	0	0	0	2	0	1	0	10	
03	Lawrence, Pat		5	9	4	6	0	0	4	0	4	3	14	3	0	0	1	25	
21	McClary, Kenny		2	6	0	0	3	4	2	4	6	4	7	1	3	2	0	22	
22	Capers, Chris		1	1	0	0	0	0	1	0	1	0	2	0	1	0	1	6	
23	Lett, Clifford		2	2	1	1	1	2	1	0	1	2	6	0	0	0	0	9	
TEAM									3		3								
Totals			32 74		10 22		7 10		19 15 34			19 81		13 11		6 9		200	

TOTAL FG%	1st Half: 40.0%	2nd Half: N/A	Game: 43.2%	DEADBALL
3-Pt. FG%	1st Half: 4-9 44.4%	2nd Half: 6-13 46.2%	Game: 45.5%	REBOUNDS
F Throw %	1st Half: 5-6 83.3%	2nd Half: 2-4 50.0%	Game: 70.0%	2

Syracuse			tot fg		3-pt		rebounds		pf	tp	a	to	blk	s	min			
#	Player		fg	fga	fg	fga	ft	fta										
25	Triche, Howard	F	8	12	0	0	1	1	1	3	4	2	17	5	1	0	39	
44	Coleman, Derrick	F	4	9	0	0	7	8	1	8	9	2	15	2	2	1	38	
04	Seikaly, Rony	C	14	20	0	0	5	6	5	4	9	3	33	0	3	2	0	38
11	Monroe, Greg	G	5	8	0	2	2	2	0	3	3	0	12	2	3	0	1	38
20	Douglas, Sherman	G	4	12	0	2	2	3	2	2	4	3	10	10	5	0	0	36
30	Brower, Derek		0	0	0	0	0	0	0	1	1	1	0	1	0	0	0	4
32	Thompson, Stephen		0	0	0	0	0	0	0	0	0	0	0	0	1	0	0	7
TEAM									3		3		6					
Totals			35 61		0 4		17 20		12 24		36		11 87		20 15		3 2 200	

TOTAL FG%	1st Half: 50.0%	2nd Half: N/A	Game: 57.4%	DEADBALL
3-Pt. FG%	1st Half: 0.0%	2nd Half: 0.0%	Game: 0.0%	REBOUNDS
F Throw %	1st Half: 80.0%	2nd Half: N/A	Game: 85.0%	0

Technical fouls: Syracuse-None. Florida-None.
Attendance: 19552

Score by Periods	1st	2nd	Final
Florida	33	48	81
Syracuse	40	47	87

*Vacated by NCAA

(6) Florida 85, (3) Purdue 66*

March 15, 1987 • Carrier Dome • Syracuse, N.Y. • Second Round

Florida			tot-fg		3-pt		rebounds				pf	tp	a	to	blk	s	min	
##	Player		fg	fga	fg	fga	ft	fta	of	de								tot
04	Lawrence, Joe	F	3	6	1	4	0	0	1	3	4	1	7	3	0	0	24	
22	Capers, Chris	F	1	2	0	0	2	2	2	0	2	3	4	1	1	0	16	
33	Schintzius, Dwayne	C	7	10	0	0	7	8	0	4	4	2	6	0	1	0	29	
05	Moten, Andrew	G	1	7	1	4	2	2	0	3	3	0	5	5	2	0	24	
11	Maxwell, Vernon	G	9	20	3	4	3	5	0	5	5	4	24	4	3	0	1	
00	Montgomery, Ronnie		2	2	0	0	0	0	0	1	1	2	4	4	2	0	1	
03	Lawrence, Pat		2	3	1	2	0	0	0	0	0	1	5	1	0	0	9	
21	McClary, Kenny		1	2	0	0	0	0	1	3	4	2	2	2	3	0	11	
23	Lett, Clifford		0	2	0	1	0	0	0	0	0	0	0	0	0	0	8	
34	Jones, Melven		6	6	0	0	1	2	2	4	6	0	13	0	0	0	2	
TEAM											8							
Totals				32	60	6	15	15	19	6	23	37	15	85	26	11	1	6
																	200	

NCAA TOURNAMENT BOX SCORES

(3) Michigan 108, (6) Florida 85*

March 19, 1988 • Huntsman Center • Salt Lake City, Utah • Second Round

Florida		tot-fg		3-pt		ft		rebounds		pf	tp	a	to	blk	s	min
##	Player	fg	fga	fg	fga	ft	fta	of	de							
03	Lawrence, Pat	F	2	3	0	0	1	0	0	0	4	2	0	0	0	20
32	Chatman, Livingston	F	3	10	0	0	1	2	0	2	1	7	3	2	0	34
33	Schintzius, Dwayne	C	8	18	0	1	1	2	4	5	9	3	17	2	1	36
00	Montgomery, Ronnie	G	1	2	0	1	0	1	3	4	3	2	6	3	0	20
11	Maxwell, Vernon	G	8	16	3	6	4	7	0	0	0	2	23	10	1	0
13	Jenkins, Wyndell		0	1	0	1	0	0	1	1	1	0	0	1	0	5
23	Lett, Clifford		3	6	0	2	5	8	2	0	2	3	11	1	1	1
50	Davis, Dwayne		8	10	0	0	5	8	2	5	7	2	21	1	0	2
52	Gurley, Bill		0	1	0	0	0	0	0	0	0	0	0	0	0	1
TEAM									1	1						
Totals			33	67		3	12		16	30		9	17	26		15
TOTAL FG%		1st Half: 44.1%	2nd Half: N/A		Game: 49.3%		DEADB		BALL		REBOUNDS		5			
3-Pt. FG%		1st Half: 25.0%	2nd Half: N/A		Game: 25.0%											
F Throw %		1st Half: 66.7%	2nd Half: N/A		Game: 53.3%											

Michigan		tot-fg		3-pt		ft		rebounds		pf	tp	a	to	blk	s	min
##	Player	fg	fga	fg	fga	ft	fta	of	de							
	Rice, Glen	F	16	24	3	3	4	4	1	4	5	3	39	5	0	1
	Mills, Terry	F	7	11	0	0	2	2	7	9	1	16	2	0	1	29
	Vaught, Loy	C	9	11	0	0	4	4	5	10	15	3	22	1	2	0
	Robinson, Rumeal	G	3	4	0	0	2	4	0	1	1	5	8	7	3	0
	Grant, Gary	G	7	11	2	3	3	5	0	3	3	3	19	11	3	0
	Griffin, Michael		0	1	0	0	0	0	2	2	4	3	0	2	2	0
	Taylor, Kirk		0	1	0	0	0	0	1	1	2	1	0	1	0	0
	Stoyko, Steve		0	0	0	0	0	0	0	0	0	0	0	0	0	3
	Oosterban, John		0	0	0	0	0	0	1	1	2	0	1	0	0	6
	Hughes, Mark		2	5	0	0	0	0	0	1	1	3	4	0	1	0
TEAM									1	1						
Totals			44	68		5	6		15	19		11	31	42		24
TOTAL FG%		1st Half: 68.4%	2nd Half: N/A		Game: 49.3%		DEADB		BALL		REBOUNDS		3			
3-Pt. FG%		1st Half: 66.7%	2nd Half: N/A		Game: 25.0%											
F Throw %		1st Half: 0.0%	2nd Half: N/A		Game: 53.3%											

Technical fouls: Michigan-None. Florida-None.
Attendance: 13777

Score by Periods	1st	2nd	Final
Florida	35	50	85
Michigan	54	54	108

(10) Colorado State 68, (7) Florida 46

March 17, 1989 • Reunion Arena • Dallas, Texas • First Round

Colorado State		tot-fg		3-pt		ft		rebounds		pf	tp	a	to	blk	s	min
##	Player	fg	fga	fg	fga	ft	fta	of	de							
	Durham, Pat	F	7	13	0	0	2	4	0	4	4	1	16	1	4	2
	Anderson, Andy	F	3	4	1	2	2	2	1	1	2	1	9	3	4	0
	Friedauf, Eric	C	1	4	0	0	1	5	1	1	2	3	3	5	0	1
	Tribelhorn, Joel	G	7	12	4	6	2	2	1	0	1	0	20	2	2	0
	Shippen, Trent	G	2	3	2	2	2	2	0	4	4	0	8	3	0	0
	Michael, Matt		0	0	0	0	0	0	0	0	0	0	1	0	0	2
	Tryon, Lynn		1	4	0	1	0	1	2	2	4	2	2	1	1	0
	Molyneaux, Dwayne		0	0	0	0	0	1	0	0	0	0	0	1	1	0
	Hines, Jamie		0	1	0	0	2	2	0	1	1	0	2	0	0	0
	Larson, Doug		1	1	0	0	0	0	1	0	1	0	2	0	0	0
	Sharp, Matt		1	1	0	0	0	0	1	3	4	2	2	0	0	0
	Manna, Wagner		1	1	0	0	2	2	0	1	1	1	0	0	0	1
TEAM									2	2						
Totals			24	44		7	11		13	21		7	19	26		10
TOTAL FG%		1st Half: 57.1%	2nd Half: N/A		Game: 54.5%		DEADB		BALL		REBOUNDS		4			
3-Pt. FG%		1st Half: 57.1%	2nd Half: N/A		Game: 63.6%											
F Throw %		1st Half: 60.0%	2nd Half: N/A		Game: 61.9%											

TOTAL FG%	1st Half: 57.1%	2nd Half: N/A	Game: 54.5%	DEADB
3-Pt. FG%	1st Half: 57.1%	2nd Half: N/A	Game: 63.6%	REBOUNDS
F Throw %	1st Half: 60.0%	2nd Half: N/A	Game: 61.9%	4

Florida		tot-fg		3-pt		ft		rebounds		pf	tp	a	to	blk	s	min
##	Player	fg	fga	fg	fga	ft	fta	of	de							
32	Chatman, Livingston	F	4	12	0	1	0	0	3	4	7	2	8	2	4	0
34	Kerr, Michael	F	1	4	0	1	0	0	1	1	2	4	2	0	1	0
33	Schintzius, Dwayne	C	7	13	0	0	0	0	1	7	8	3	14	3	6	1
20	Garcia, Renaldo	G	2	4	0	1	0	0	1	0	1	2	4	3	2	0
23	Lett, Clifford	G	1	7	1	5	0	0	1	1	2	2	3	4	3	0
14	Ramirez, Mike		0	1	0	1	0	0	0	0	0	0	0	1	0	0
21	Turner, Tim		0	0	0	0	0	0	0	0	0	1	0	0	0	0
25	Hogan, Brian		1	4	0	3	0	0	1	1	2	2	2	2	0	0
44	McKinnon, Kelly		1	4	0	1	2	2	0	0	0	1	4	0	0	0
50	Davis, Dwayne		4	5	0	0	1	2	3	3	6	3	9	0	1	1
TEAM									1	2	3					
Totals			21	54		1	13		3	4		12	19	31		20
TOTAL FG%		1st Half: 40.0%	2nd Half: N/A		Game: 38.9%		DEADB		BALL		REBOUNDS		1			
3-Pt. FG%		1st Half: 25.0%	2nd Half: N/A		Game: 7.7%											
F Throw %		1st Half: 50.0%	2nd Half: N/A		Game: 75.0%											

TOTAL FG%	1st Half: 40.0%	2nd Half: N/A	Game: 38.9%	DEADB
3-Pt. FG%	1st Half: 25.0%	2nd Half: N/A	Game: 7.7%	REBOUNDS
F Throw %	1st Half: 50.0%	2nd Half: N/A	Game: 75.0%	1

Technical fouls: Colorado State-None. Florida-None.
Attendance: 8711

Score by Periods	1st	2nd	Final
Colorado State	31	37	68
Florida	22	24	46

(3) Florida 64, (14) James Madison 62

March 17, 1994 • Nassau Coliseum • Uniondale, N.Y. • First Round

James Madison		tot-fg		3-pt		rebounds		pf	tp	a	to	blk	s	min				
##	Player	fg	fga	fg	fga	ft	fta								of	de	tot	
03	Rowe, Louis	F	0	4	0	1	3	8	1	6	7	4	3	3	2	1	0	26
52	Ritter, Clayton	F	12	19	1	3	2	2	0	2	2	3	27	1	2	1	1	25
04	Robinson, Kareem	C	0	0	0	0	0	0	0	1	1	4	0	0	1	0	1	15
23	Culuko, Kent	G	1	4	1	3	3	3	3	4	7	4	6	0	1	0	0	33
31	Leonard, Dennis	G	3	11	2	7	2	3	2	5	7	2	10	4	4	0	0	37
11	McLinton, Darren		4	12	2	4	4	5	1	2	3	1	14	1	2	0	1	28
22	Venson, Michael		0	5	0	1	0	0	2	0	2	1	0	0	0	0	0	16
24	Lott, Charles		0	2	0	0	0	2	3	2	5	1	0	0	0	0	0	14
32	Culicerto, Ryan		1	1	0	0	0	1	0	0	0	0	2	0	0	0	1	6
TEAM									2	4	6							
Totals			21	58		6	19		14	24		14	26	40		20	62	
TOTAL FG%		1st Half: 6-27	22.2%	2nd Half: 15-31		48.4%	Game: 36.2%								DEADB			
3-Pt. FG%		1st Half: 2-10	20.0%	2nd Half: 4-9		44.4%	Game: 31.7%								REBOUNDS			
F Throw %		1st Half: 8-18	44.4%	2nd Half: 6-6		100%	Game: 58.3%								5			

NCAA TOURNAMENT BOX SCORES

(3) Florida 69, (2) Connecticut 60 (OT)

March 25, 1994 • Miami Arena • Miami, Fla. • Regional Semifinals

Florida			tot-fg		3-pt		rebounds															
##	Player		fg	fga	fg	fga	ft	fta	of	de	tot	pf	tp	a	to	blk	s	min				
03	Thompson, Brian	F	2	7	0	0	0	1	0	3	3	0	4	2	2	0	2	22				
55	DeClercq, Andrew	F	4	8	0	0	1	2	3	3	6	4	9	2	3	0	2	30				
35	Hill, Dametri	C	5	12	0	1	5	7	3	2	5	2	15	0	2	0	1	39				
04	Brown, Craig	G	7	14	2	5	1	2	1	8	9	1	17	4	3	0	0	41				
12	Cross, Dan	G	5	14	0	2	7	11	1	3	4	4	17	4	2	0	4	43				
05	Anderson, Jason		0	4	0	0	2	2	4	1	5	4	2	1	0	1	1	23				
10	Williams, Greg		0	1	0	0	0	0	0	1	1	0	0	0	1	0	2	6				
15	Kuisma, Martti		1	5	1	4	0	0	1	1	2	0	3	0	1	0	0	15				
40	Dyrkolbotn, Svein		1	2	0	0	0	0	1	0	1	1	2	1	1	0	0	6				
TEAM									1		3	4			1							
Totals			25	67	3	12	16	25	15	25	40	16	69	14	16	1	12	225				
TOTAL FG%		1st Half: 12-32 37.5%	2nd Half/OT: 13-35 37.1%		Game: 37.3%														DEADB			
3-Pt. FG%		1st Half: 2-5 40.0%	2nd Half/OT: 1-7 14.3%		Game: 25.0%														REBOUNDS			
F Throw %		1st Half: 2-4 50.0%	2nd Half/OT: 14-21 66.7%		Game: 64.0%														N/A			
Connecticut			tot-fg		3-pt		rebounds															
##	Player		fg	fga	fg	fga	ft	fta	of	de	tot	pf	tp	a	to	blk	s	min				
33	Marshall, Donny	F	3	7	0	2	4	4	2	1	3	3	10	1	2	0	1	30				
42	Marshall, Donyell	F	5	13	0	5	6	10	1	12	13	1	16	3	4	4	0	44				
45	Hayward, Eric	C	0	0	0	0	0	0	1	2	3	2	0	0	4	1	0	15				
11	Sheffer, Doron	G	7	16	2	6	2	2	1	4	5	2	18	3	5	1	4	39				
12	Ollie, Kevin	G	1	6	0	2	4	4	0	4	4	1	6	8	4	0	1	39				
04	Willingham, Nantambu		0	0	0	0	0	0	0	0	1	1	0	0	0	0	0	0				
23	Johnson, Rudy		1	2	0	0	0	0	2	0	2	1	2	0	1	0	0	5				
31	Fair, Brian		0	1	0	0	0	0	0	0	0	0	0	0	0	0	0	4				
32	King, Kirk		0	0	0	0	0	0	0	0	0	2	0	0	1	1	0	2				
34	Allen, Ray		1	5	0	2	0	0	1	3	4	3	2	0	2	0	0	20				
40	Knight, Travis		3	5	0	0	0	2	2	4	6	5	6	0	0	3	0	27				
TEAM									1		1	2										
Totals			21	55	2	17	16	22	11	32	43	20	60	15	23	10	6	225				
TOTAL FG%		1st Half: 15-29 51.7%	2nd Half/OT: 6-26 23.1%		Game: 38.2%														DEADB			
3-Pt. FG%		1st Half: 2-9 22.2%	2nd Half/OT: 0-8 0.0%		Game: 11.8%														REBOUNDS			
F Throw %		1st Half: 2-4 50.0%	2nd Half/OT: 14-18 77.8%		Game: 72.7%														N/A			
Technical fouls: Connecticut-None. Florida-None.																						
Attendance: 15217																						
Score by Periods			1st	2nd	OT	Final																
Florida			28	29	12	69																
Connecticut			34	23	3	60																

(3) Florida 74, (9) Boston College 66

March 27, 1994 • Miami Arena • Miami, Fla. • Regional Final

Boston College			tot-fg		3-pt		rebounds												
##	Player		fg	fga	fg	fga	ft	fta	of	de	tot	pf	tp	a	to	blk	s	min	
12	Huckaby, Malcom	F	0	5	0	4	1	2	1	0	1	3	1	5	2	0	1	39	
24	Abrams, Danya	F	4	10	0	0	6	8	1	8	9	3	14	0	4	0	0	32	
15	Curley, Bill	C	8	16	0	0	4	6	3	4	7	2	20	0	2	0	0	38	
10	Eisley, Howard	G	4	11	2	5	9	9	0	4	4	2	19	5	4	0	3	40	
23	Abram, Gerrod	G	3	8	2	6	1	2	0	3	3	5	9	3	4	1	1	36	
32	Molinsky, Marc		0	0	0	0	0	0	0	1	1	0	0	0	0	0	0	5	
40	Grant, Paul		1	1	0	0	0	0	0	0	0	0	2	0	0	0	0	3	
41	Hrobowski, Kevin		0	1	0	0	1	2	1	0	1	1	1	0	0	0	2	7	
TEAM									3		0		3						
Totals			20	52	4	15	22	29	9	20	29	16	66	13	16	1	7	200	
TOTAL FG%			1st Half: 11-25 44.0%		2nd Half: 9-27 33.3%		Game: 38.5%								DEADB		REBOUNDS		
3-Pt. FG%			1st Half: 3-5 60.0%		2nd Half: 1-10 10.0%		Game: 26.7%												
F Throw %			1st Half: 8-10 80.0%		2nd Half: 14-19 73.7%		Game: 75.9%										2		

Florida			tot-fg		3-pt		rebounds												
##	Player		fg	fga	fg	fga	ft	fta	of	de	tot	pf	tp	a	to	blk	s	min	
03	Thompson, Brian	F	1	4	0	0	0	0	1	7	8	1	2	4	1	0	1	21	
55	DeClercq, Andrew	F	8	11	0	0	0	0	5	8	13	3	16	0	4	1	2	30	
35	Hill, Dametri	C	4	5	0	0	4	4	0	1	1	5	12	0	1	0	0	23	
04	Brown, Craig	G	7	14	5	9	2	2	0	5	5	3	21	4	2	2	2	37	
12	Cross, Dan	G	6	14	0	3	2	4	0	1	1	1	14	6	3	0	3	36	
05	Anderson, Jason		3	3	0	0	1	2	2	2	4	2	7	3	2	0	2	19	
10	Williams, Greg		0	1	0	0	2	4	0	0	0	2	2	0	2	0	1	8	
15	Kuisma, Martti		0	5	0	3	0	0	0	1	1	2	0	0	0	0	0	11	
33	Mickens, Tony		0	0	0	0	0	0	0	0	0	1	0	1	0	0	0	4	
40	Dyrkolbotn, Svein		0	0	0	0	0	0	0	0	0	2	0	0	0	1	1	11	
TEAM									2		3		5				1		
Totals			29	57	5	15	11	16	10	28	38	22	74	18	16	4	12	200	
TOTAL FG%			1st Half: 16-31 51.6%		2nd Half: 13-26 50.0%		Game: 50.9%								DEADB		REBOUNDS		
3-Pt. FG%			1st Half: 2-8 25.0%		2nd Half: 3-7 42.9%		Game: 33.3%												
F Throw %			1st Half: 1-2 50.0%		2nd Half: 10-14 71.4%		Game: 68.8%										3		

Technical fouls: Boston College-None. Florida-None.

Attendance: 15217

Score by Periods	1st	2nd	Final
Boston College	33	33	66
Florida	35	39	74

(2) Duke 70, (3) Florida 65

April 2, 1994 • Charlotte Coliseum, Charlotte, N.C. • Final Four

Florida		tot-fg		3-pt		rebounds													
##	Player		fg	fga	fg	fga	ft	fta	of	de	tot	pf	tp	a	to	blk	s	min	
03	Thompson, Brian	F	1	3	0	0	2	4	1	2	3	4	4	0	3	0	1	20	
55	DeClercq, Andrew	F	7	11	0	1	0	2	3	4	7	2	14	1	4	1	1	29	
35	Hill, Dametri	C	6	17	0	0	4	6	4	5	9	1	16	3	2	0	2	30	
04	Brown, Craig	G	3	9	2	3	0	0	3	3	6	1	8	5	1	0	3	35	
12	Cross, Dan	G	3	14	2	5	2	4	1	5	6	2	10	8	3	0	2	39	
05	Anderson, Jason		4	6	0	0	1	2	1	3	4	4	9	0	2	0	0	21	
10	Williams, Greg		1	1	0	0	0	0	0	0	0	1	2	0	0	0	1	5	
15	Kuisma, Martti		0	2	0	0	2	2	1	0	1	1	2	0	1	0	0	12	
40	Dyrkolbotn, Svein		0	0	0	0	0	0	0	1	1	0	0	0	0	0	0	9	
TEAM									3		1	4							
Totals			25	63	4	9	11	20	17	24	41	16	65	17	16	1	10	200	
TOTAL FG%		1st Half: 13-27	48.1%		2nd Half: 12-36		33.3%		Game: 39.7%						DEADBALL				
3-Pt. FG%		1st Half: 2-4	50.0%		2nd Half: 2-5		40.0%		Game: 44.4%						REBOUNDS				
F Throw %		1st Half: 11-18	61.1%		2nd Half: 0-2		0.0%		Game: 55.0%						5				
Duke		tot-fg		3-pt		rebounds													
##	Player		fg	fga	fg	fga	ft	fta	of	de	tot	pf	tp	a	to	blk	s	min	
21	Lang, Antonio	F	3	6	0	0	6	6	2	3	5	3	12	0	1	0	0	28	
33	Hill, Grant	F	8	13	3	4	6	8	0	6	6	2	25	5	7	2	0	40	
44	Parks, Cherokee	C	4	11	0	0	3	4	3	8	11	1	11	2	3	3	2	40	
05	Capel, Jeff	G	3	10	2	4	1	1	0	3	3	3	9	0	3	0	0	33	
20	Collins, Chris	G	1	4	0	3	0	0	0	1	1	0	2	1	1	0	0	24	
03	Clark, Marty		3	6	2	3	0	0	1	2	3	4	8	3	0	1	4	24	
52	Meek, Erik		0	1	0	0	3	4	1	1	2	1	3	0	0	0	0	10	
55	Newton, Greg		0	0	0	0	0	0	0	0	0	2	0	0	1	0	0	1	
TEAM									1		1	2							
Totals			22	51	7	14	19	23	8	25	33	16	70	11	16	6	6	200	
TOTAL FG%		1st Half: 9-25	36.0%		2nd Half: 13-26		50.0%		Game: 43.1%						DEADBALL				
3-Pt. FG%		1st Half: 3-7	42.9%		2nd Half: 4-7		57.1%		Game: 50.0%						REBOUNDS				
F Throw %		1st Half: 11-13	84.6%		2nd Half: 8-10		80.0%		Game: 82.6%						1				
Technical fouls: Duke-None. Florida-None.																			
Attendance: 23674																			
Score by Periods		1st	2nd	Final															
Florida		39	26	65															
Duke		32	38	70															

NCAA TOURNAMENT BOX SCORES

(6) Florida 75, (11) Penn 61

March 11, 1999 • KeyArena • Seattle, Wash. • First Round

Penn		tot-fg		3-pt		ft		rebounds		pf	tp	a	to	blk	s	min	
Player		fg	fga	fg	fga	ft	fta	of	de								
Ryan, Jed	F	8	14	6	10	0	0	1	1	1	22	1	2	0	1	39	
Romanczuk, Paul	F	0	3	0	0	0	3	4	3	7	5	0	3	5	0	3	
Owens, Geoff	C	0	0	0	0	3	6	0	5	5	5	3	0	0	2	18	
Langel, Matt	G	6	8	4	6	0	0	0	0	0	16	3	3	0	0	36	
Jordan, Michael	G	5	16	3	12	2	5	0	2	2	5	15	6	3	0	2	
Brown, Frank		1	2	0	0	0	0	1	4	5	4	2	1	2	0	16	
Plummer, Lamar		1	5	1	4	0	0	0	2	2	3	3	1	1	0	19	
Sullivan, Mike		0	1	0	0	0	0	0	1	1	1	0	2	1	0	11	
Sanger, Josh		0	0	0	0	0	0	0	1	1	0	0	0	0	0	3	
TEAM								2	2	4							
Totals		21	49	14	32	5	14	7	21	28	24	61	17	17	2	6	200
TOTAL FG%	1st Half: 15-27	55.6%	2nd Half: 6-22		27.3%	Game: 42.9%		DEADB									
3-Pt. FG%	1st Half: 11-17	64.7%	2nd Half: 3-15		20.0%	Game: 43.8%		REBOUNDS									
F Throw %	1st Half: 2-7	28.6%	2nd Half: 3-7		42.9%	Game: 35.7%		5									

Florida		tot-fg		3-pt		rebounds		pf	tp	a	to	blk	s	min				
##	Player	fg	fga	fg	fga	ft	fta								of	de	tot	
00	Wright, Brent	F	4	7	0	1	7	12	4	8	12	1	15	0	2	0	5	35
25	Parker, Major	F	2	5	0	0	1	2	4	1	5	3	5	1	1	1	0	13
24	Stolt, Greg	C	2	7	1	4	0	0	0	3	3	2	5	1	0	0	1	33
03	Shannon, Eddie	G	1	2	1	2	7	8	0	0	0	4	10	4	0	0	1	25
52	Weeks, Kenyan	G	4	10	3	6	0	0	1	4	5	1	11	3	2	0	0	28
05	Dupay, Teddy		4	5	2	3	4	4	0	1	1	1	14	1	2	0	0	25
13	Miller, Mike		5	11	1	2	4	6	2	5	7	0	15	1	1	0	2	26
23	Halton, LaDarius		0	0	0	0	0	0	1	0	1	0	0	0	0	0	0	3
50	Haslem, Udonis		0	3	0	0	0	0	0	0	0	4	0	0	5	0	0	12
TEAM									1	1	2							
Totals			22	50	8	18	23	32	13	23	36	16	11	13	1	9	200	75
TOTAL FG%		1st Half: 11-28	39.3%	2nd Half: 11-22		50.0%	Game: 44.0%		DEADB									
3-Pt. FG%		1st Half: 5-13	38.5%	2nd Half: 3-5		60.0%	Game: 44.4%		REBOUNDS									
F Throw %		1st Half: 5-9	55.6%	2nd Half: 18-23		78.3%	Game: 71.9%		5									

Technical fouls: Penn-None. Florida-None.			
Attendance: 14971			
Score by Periods	1st	2nd	Final
Penn	43	18	61
Florida	32	43	75

NCAA TOURNAMENT BOX SCORES

(5) Florida 93, (4) Illinois 76

March 19, 2000 • LJV Coliseum • Winston-Salem, N.C. • Second Round

Florida		tot-fg		3-pt		rebounds												
#	Player		fg	fga	fg	fga	ft	fta	of	de	tot	pf	tp	a	to	blk	s	min
00	Wright, Brent	F	0	2	0	2	2	2	1	1	2	4	2	2	3	0	1	16
13	Miller, Mike	F	6	12	0	1	7	8	3	6	9	2	19	1	1	1	1	28
50	Haslem, Udonis	C	5	7	0	0	5	8	2	2	4	2	15	2	3	0	0	29
05	Dupay, Teddy	G	4	7	4	6	4	4	1	1	2	2	16	1	0	1	0	25
12	Hamilton, Justin	G	0	1	0	0	4	4	0	0	0	2	4	1	2	0	0	19
04	Harvey, Donnell		1	5	0	0	3	6	2	6	8	1	5	1	0	1	0	20
10	Nelson, Brett		4	9	4	6	4	4	0	2	2	2	16	4	2	0	3	19
15	Bonner, Matt		3	4	0	1	0	1	2	1	3	1	6	1	1	0	0	15
25	Parker, Major		0	1	0	0	3	4	0	0	0	1	3	0	0	0	0	7
52	Weeks, Kenyan		3	6	1	2	0	0	1	5	6	2	7	0	0	1	0	21
TEAM									0	2	2	1						
Totals			26	54	9	18	32	41	12	26	38	20	93	13	12	4	5	200

TOTAL FG%	1st Half: 13-30 43.3%	2nd Half: 13-24 54.2%	Game: 48.1%	DEADBALL
3-Pt. FG%	1st Half: 5-9 55.6%	2nd Half: 4-9 44.4%	Game: 50.0%	REBOUNDS
F Throw %	1st Half: 9-12 75.0%	2nd Half: 23-29 79.3%	Game: 78.0%	3

Illinois		tot-fg		3-pt		rebounds												
##	Player		fg	fga	fg	fga	ft	fta	of	de	tot	pf	tp	a	to	blk	s	min
22	Johnson, Lucas	F	1	6	0	3	0	0	2	5	7	4	2	4	1	0	0	30
40	McClain, Sergio	F	2	6	1	3	6	8	1	5	6	5	11	2	0	0	4	25
34	Cook, Brian	C	1	5	0	1	0	0	1	1	2	3	2	2	0	0	0	14
13	Bradford, Cory	G	8	16	5	10	6	8	0	3	3	3	27	3	3	0	1	37
30	Williams, Frank	G	3	11	0	4	0	0	0	2	2	4	6	2	3	0	1	28
24	Harrington, Sean		2	5	2	5	0	0	0	0	0	0	6	0	1	0	0	15
32	Brown, Cleotis		3	6	1	2	0	1	1	2	3	2	7	0	1	0	0	15
33	Krupalija, Damir		2	2	0	0	2	4	2	2	4	4	6	2	5	0	0	10
52	Griffin, Marcus		4	10	0	0	1	1	2	1	3	4	9	1	1	1	0	21
TEAM									6	1	7							
Totals			26	67	9	28	15	22	16	23	39	30	76	16	15	2	6	200

TOTAL FG%	1st Half: 10-32 31.3%	2nd Half: 16-35 45.7%	Game: 38.8%	DEADBALL
3-Pt. FG%	1st Half: 4-15 26.7%	2nd Half: 5-13 38.5%	Game: 32.1%	REBOUNDS
F Throw %	1st Half: 10-15 66.7%	2nd Half: 5-7 71.4%	Game: 68.2%	5

Technical fouls: Illinois-None. Florida-Head Coach (5:54, 1st).
Attendance: 14252

Score by Periods	1st	2nd	Final
Florida	40	53	93
Illinois	34	42	76

(5) Florida 87, (1) Duke 78

March 24, 2000 • Carrier Dome • Syracuse, N.Y. • Regional Semifinals

Florida		tot-fg		3-pt		rebounds											
##	Player		fg fga		fg fga	ft fta	of	de	tot	pf	tp	a	to	blk	s	min	
00	Wright, Brent	F	3 11	0 1	4 4	5 3	8			2 10	3 3	0 2	28				
13	Miller, Mike	F	2 9	0 2	6 8	0 9	9	4	10	4 3	1 1	30					
50	Haslem, Udonis	C	5 8	0 0	3 5	2 6	8	2 13	4 1	1 2	27						
05	Dupay, Teddy	G	3 9	2 4	4 6	0 1	1 1	1 12	1 0	0 0	21						
12	Hamilton, Justin	G	3 3	1 1	0 0	0 0	0 0	1 7	0 2	0 1	13						
04	Harvey, Donnell		2 2	0 0	0 0	0 1	1 3	4 1	3 1	0 0	12						
10	Nelson, Brett		6 12	3 5	0 0	1 1	2 2	15 4	1 0	1 1	28						
15	Bonner, Matt		4 5	0 1	0 0	0 1	1 2	8 0	1 0	0 0	11						
25	Parker, Major		1 2	1 1	3 4	0 0	0 0	0 6	0 2	0 1	12						
52	Weeks, Kenyan		1 3	0 0	0 0	0 1	1 3	24 0	0 0	0 0	18						
TEAM							1 4	5									
Totals			30 64	7 15	20 27	9 27	36	20 87	21 16	3 8	200						

TOTAL FG%	1st Half: 16-32 50.0%	2nd Half: 14-32 43.8%	Game: 46.9%	DEADBALL
3-Pt. FG%	1st Half: 4-9 44.4%	2nd Half: 3-6 50.0%	Game: 46.7%	REBOUNDS
F Throw %	1st Half: 4-5 80.0%	2nd Half: 16-22 72.7%	Game: 74.1%	4

Duke		tot-fg		3-pt		rebounds				pf		a		to		blk		s		min	
#	Player		fg	fga	fg	fga	ft	fta	of	de	tot		tp								
23	Carrawell, Chris	F	6	14	1	3	3	3	1	5	6	4	16	3	2	0	3	37			
31	Battier, Shane	F	6	11	1	3	7	9	5	4	9	1	20	1	5	4	1	38			
04	Boozler, Carlos	C	3	5	0	0	5	8	5	4	9	5	11	1	0	1	0	21			
14	James, Nate	G	6	12	0	3	0	1	3	5	8	3	12	0	2	0	0	32			
22	Williams, Jason	G	6	20	1	9	0	1	1	3	4	5	13	7	5	0	3	37			
03	Horvath, Nick		0	0	0	0	0	0	0	0	0	0	0	0	0	0	0	1			
15	Buckner, Andre		0	0	0	0	0	0	0	0	0	0	0	0	0	0	0	1			
34	Dunleavy, Mike		1	4	0	1	2	3	0	4	4	3	4	0	4	0	0	22			
41	Christensen, Matt		1	2	0	0	0	0	0	0	0	1	2	0	0	0	0	11			
TEAM									1	3	4										
Totals			29	68	3	19	17	25	16	28	44	22	12	22	5	7	200	78			

First Half- FG: 10-28 (35.7%), 3-FG: 2-8 (25.0%), FT: 11-16 (68.8%)

TOTAL FG%	1st Half: 10-28 35.7%	2nd Half: 19-40 47.5%	Game: 42.6%	DEADBALL
3-Pt. FG%	1st Half: 2-8 25.0%	2nd Half: 1-11 9.1%	Game: 15.8%	REBOUNDS
F Throw %	1st Half: 11-16 68.8%	2nd Half: 6-9 66.7%	Game: 68.0%	5

Technical fouls: Florida-Weeks. Duke-None.
Attendance: 30,681

Score by Periods	1st	2nd	Final
Florida	40	47	87
Duke	33	45	78

(5) Florida 77, (3) Oklahoma St. 65

March 26, 2000 • Carrier Dome • Syracuse, N.Y. • Regional Final

Florida		tot-fg		3-pt		rebounds												
#	Player		fg	fga	fg	fga	ft	fta	of	de	tot	pf	tp	a	to	blk	s	min
00	Wright, Brent	F	2	5	1	2	4	6	0	2	2	1	9	3	3	2	0	28
13	Miller, Mike	F	4	8	2	6	4	6	2	3	5	2	14	0	4	0	2	30
50	Haslem, Udonis	C	4	7	0	0	2	2	2	2	4	2	10	0	2	1	0	21
05	Dupay, Teddy	G	1	4	1	3	2	2	0	0	0	1	5	1	3	0	0	23
12	Hamilton, Justin	G	4	6	0	2	0	0	4	1	5	1	8	0	1	0	1	21
04	Harvey, Donnell		4	6	0	0	2	2	3	3	6	3	10	1	2	1	1	21
10	Nelson, Brett		3	7	1	2	2	2	0	3	3	1	9	4	2	0	2	22
15	Bonner, Matt		1	1	1	1	0	0	0	1	1	0	3	1	1	0	0	10
25	Parker, Major		0	1	0	0	0	0	0	0	0	2	0	0	1	1	0	8
52	Weeks, Kenyan		3	6	0	2	3	4	1	2	3	1	9	1	3	0	2	16
TEAM									1	5	6							
Totals			26	51	6	18	19	24	13	22	35	14	77	11	22	5	8	200

TOTAL FG%	1st Half: 16-32 50.0%	2nd Half: 10-19 52.6%	Game: 48.1%	DEADBALL
3-Pt. FG%	1st Half: 4-12 33.3%	2nd Half: 4-9 44.4%	Game: 50.0%	REBOUNDS
F Throw %	1st Half: 7-7 100%	2nd Half: 23-29 79.3%	Game: 78.0%	3

Oklahoma State			tot-fg		3-pt		rebounds				pf		tp		a		to		blk		s		min		
##	Player		fg	fga	fg	fga	ft	fta	of	de	tot														
30	Montonati, Brian	F	4	10	0	0	1	2	4	2	6	5	5	3	6	0	1	35							
34	Mason, Desmond	F	2	8	2	5	3	4	1	2	3	3	9	1	3	0	1	39							
12	Jonzen, Frederik	C	6	9	0	0	2	2	4	3	7	2	14	2	0	0	0	24							
35	Adkins, Joe	G	4	14	2	7	2	2	0	2	2	2	7	12	4	0	1	26							
44	Gottlieb, Doug	G	0	2	0	0	0	2	2	0	2	1	0	7	1	0	2	32							
04	Alexander, Glendon		5	10	3	8	0	0	0	1	1	1	13	0	0	0	0	22							
24	Sooter, Rodney		0	0	0	0	0	0	0	0	0	0	1	0	0	0	0	1							
40	Williams, Andre		2	4	0	0	0	0	2	2	4	4	4	0	1	2	1	13							
42	Cazzelle, Zac		0	0	0	0	0	0	0	0	0	0	0	0	0	0	0	1							
43	Keep, Jason		0	0	0	0	0	0	0	0	0	0	0	0	0	0	0	1							
45	Webber, Alex		2	2	0	0	0	0	0	1	1	2	4	0	2	0	0	6							
TEAM									1	1	2	1													
Totals			25	59	7	20	8	12	14	14	28	21	65	20	18	2	6	200							

TOTAL FG%	1st Half: 12-31 38.7%	2nd Half: 13-28 46.4%	Game: 42.4%	DEADBALL
3-Pt. FG%	1st Half: 2-7 28.6%	2nd Half: 5-13 38.5%	Game: 35.0%	REBOUNDS
F Throw %	1st Half: 5-6 83.3%	2nd Half: 3-6 50.0%	Game: 66.7%	2

NCAA TOURNAMENT BOX SCORES

(1) Michigan State 89, (5) Florida 76

April 3, 2000 • RCA Dome • Indianapolis, Ind. • National Championship Game

Florida		tot-fg		3-pt		rebounds		pf	tp	a	to	blk	s	min																			
##	Player	fg	fga	fg	fga	ft	fta								of	de	tot																
00	Wright, Brent	F	5	8	0	1	3	5	4	6	10	4	1	0	1	29																	
13	Miller, Mike	F	2	5	1	2	5	6	1	2	3	0	10	2	2	0	31																
50	Haslem, Udonis	C	10	12	0	0	7	7	2	0	2	4	27	0	3	1	0	28															
05	Dupay, Teddy	G	0	4	0	2	0	0	0	0	0	2	0	1	0	0	0	15															
12	Hamilton, Justin	G	0	1	0	1	0	0	0	0	0	1	0	0	0	0	0	14															
04	Harvey, Donnell	G	3	11	0	0	3	4	2	6	2	9	0	2	1	0	0	16															
10	Nelson, Brett	G	4	10	3	6	0	0	1	3	4	1	11	3	3	0	2	26															
15	Bonner, Matt	G	0	3	0	2	0	0	1	2	3	1	0	0	0	0	0	7															
25	Parker, Major	G	1	3	1	3	0	0	0	0	0	2	3	2	1	0	0	12															
52	Weeks, Kenyan	G	1	3	1	1	0	0	1	0	1	2	3	1	1	0	2	22															
TEAM																																	
Totals		26		60		6		18		18		22		15		15		30		19		76		13		13		2		5		200	
TOTAL FG%		1st Half: 11-27		40.7%		2nd Half: 15-33		45.5%		Game: 43.3%														DEADB									
3-Pt. FG%		1st Half: 2-7		28.6%		2nd Half: 4-11		36.4%		Game: 33.3%														REBOUNDS									
F Throw %		1st Half: 8-11		72.7%		2nd Half: 10-11		90.9%		Game: 81.8%																				4			

Michigan State		tot-fg		3-pt		rebounds		pf	tp	a	to	blk	s	min				
#	Player	fg	fga	fg	fga	ft	fta								of	de	tot	
34	Hutson, Andre	F	2	4	0	0	2	2	0	1	1	4	6	3	1	0	23	
42	Peterson, Morris	F	7	14	3	8	4	6	1	1	2	3	21	5	3	0	1	32
43	Granger, A.J.	C	7	11	3	5	2	2	2	7	9	2	19	1	2	0	0	34
12	Cleaves, Mateen	G	7	11	3	4	1	1	0	2	2	1	18	4	2	0	0	31
14	Bell, Charlie	G	3	6	1	2	2	3	3	5	8	2	9	5	2	0	2	33
10	Smith, Brandon	G	0	0	0	0	0	0	0	0	0	0	0	0	0	0	1	
11	Thomas, David	G	0	0	0	0	0	0	1	0	1	1	0	1	1	0	0	5
15	Ishbia, Mat	G	0	1	0	0	0	0	0	0	0	0	0	0	0	0	0	1
20	Chappell, Mike	G	2	4	1	3	0	0	1	0	1	0	5	0	1	0	1	7
22	Cherry, Steve	G	0	0	0	0	0	0	0	0	0	0	0	0	0	0	0	1
23	Richardson, Jason	G	4	7	0	0	1	2	1	1	2	1	9	0	0	0	1	16
25	Anagonye, Aloysius	G	0	0	0	0	0	0	2	1	3	4	0	0	2	1	0	12
55	Ballingier, Adam	G	1	1	0	0	0	0	0	0	0	2	2	0	0	0	0	7
TEAM																		
Totals		33		59		11		22		12		16		12		20		19
TOTAL FG%		1st Half: 18-34 52.9%		2nd Half: 15-25 60.0%		Game: 55.9%												DEADB
3-Pt. FG%		1st Half: 5-12 41.7%		2nd Half: 6-10 60.0%		Game: 50.0%												REBOUNDS
F Throw %		1st Half: 2-3 66.7%		2nd Half: 10-13 76.9%		Game: 75.0%												2

Technical: Florida-None. Michigan State-None.
Attendance: 43,116

Score by Periods	1st	2nd	Final
Florida	32	44	76
Michigan State	43	46	89

(11) Temple 75, (3) Florida 54

March 18, 2001 • Superdome • New Orleans, La. • Second Round

Temple		tot-fg		3-pt		rebounds		pf	tp	a	to	blk	s	min				
##	Player	fg	fga	fg	fga	ft	fta								of	de	tot	
23	Wesby, Alex	F	6	13	1	6	0	1	3	5	8	2	13	0	1	0	40	
34	Hawkins, David	F	1	5	1	3	4	5	2	5	7	3	7	0	0	0	2	24
42	Lyde, Kevin	C	4	8	0	0	3	3	2	2	4	4	11	1	1	1	0	33
14	Greer, Lynn	G	6	13	1	6	7	7	1	3	4	2	20	9	4	0	4	40
33	Wadley, Quincy	G	7	14	5	10	5	6	3	7	10	0	24	3	2	0	2	40
01	Jefferson, Greg	G	0	0	0	0	0	0	0	0	0	3	0	1	1	0	1	16
30	Rollerson, Ronald	G	0	1	0	0	0	0	0	1	1	3	0	0	0	0	0	7
TEAM									0	3	3							
Totals			24	54	8	25	19	22	11	26	37	17	75	14	9	1	10	200
TOTAL FG%		1st Half: 15-32	46.9%		2nd Half: 9-22	40.9%		Game: 44.4%						DEADB				
3-Pt. FG%		1st Half: 7-16	43.8%		2nd Half: 1-9	11.1%		Game: 32.0%						REBOUNDS				
F Throw %		1st Half: 8-9	88.9%		2nd Half: 11-13	84.6%		Game: 86.4%						1				

Florida		tot-fg		3-pt		ft		rebounds			pf	tp	a	to	blk	s	min
##	Player	fg	fga	fg	fga	ft	fta	of	de	tot							
15	Bonner, Matt	F	5	12	1	5	2	6	5	6	11	4	13	3	3	0	35
25	Parker, Major	F	1	3	1	3	2	2	1	3	4	4	5	0	3	0	26
50	Haslem, Udonis	C	5	9	0	0	6	8	1	7	8	2	16	0	2	0	39
05	Dupay, teddy	G	2	11	2	9	0	0	0	0	0	1	6	2	0	0	34
10	Nelson, Brett	G	4	10	4	8	0	0	0	2	2	4	12	4	2	0	1 38
01	Greene, Orien		1	3	0	2	0	0	1	1	2	5	2	3	1	0	13
23	Halton, LaDarius		0	2	0	2	0	0	0	1	1	1	0	2	1	0	1 10
42	Colas, Bonell		0	0	0	0	0	0	0	0	0	0	0	0	0	0	5
TEAM									2	1	3						
Totals			18	50	8	29	10	16	10	21	31	21	54	14	12	0	2 200
TOTAL FG%		1st Half: 8-20 40.0%		2nd Half: 10-30 33.3%		Game: 36.0%								DEADB			
3-Pt. FG%		1st Half: 4-13 30.8%		2nd Half: 4-16 25.0%		Game: 27.6%								REBOUNDS			
F Throw %		1st Half: 5-8 62.5%		2nd Half: 5-8 62.5%		Game: 62.5%								2			

Technical: Temple-None. Florida-None.
Attendance: 12,648

Score by Period	1st	2nd	Final
Temple	45	30	75
Florida	25	29	54

(3) Florida 69, (14) Western Kentucky 56

March 16, 2001 • Superdome • New Orleans, La. • First Round

Western Kentucky			tot-fg		3-pt		rebounds				pf	tp	a	to	blk	s	min	
##	Player		fg	fga	fg	fga	ft	fta	of	de								tot
12	McPherson, Nashon	F	3	13	1	6	6	6	1	1	2	3	13	0	2	0	36	
34	Boydson, David	F	0	3	0	2	0	0	0	4	4	0	0	1	1	0	27	
02	Marcus, Chris	C	5	14	0	0	4	7	6	10	16	3	14	0	2	2	32	
13	Videnov, Filip	G	2	6	0	3	0	0	1	0	1	2	4	1	1	0	19	
23	Robinson, Derek	G	3	6	1	3	3	4	0	1	1	4	10	3	0	0	22	
04	Eisert, Nathan		0	0	0	0	0	0	0	0	0	0	0	0	0	0	1	
11	Curry, Raynardo		5	6	0	0	2	3	0	0	0	1	12	0	2	0	25	
15	Wells, Mike		0	2	0	0	0	0	1	0	1	0	0	0	0	0	1	
30	Williams, Nate		1	1	0	0	0	0	0	3	3	1	0	0	1	0	16	
42	Rowles, Tremain		1	5	1	3	0	2	0	3	3	4	3	2	1	0	21	
TEAM									1		2							
Totals			19 56		3 17		15 22		10 23		33 18		7 7		10 2		8 200 56	
TOTAL FG%			1st Half: 10-29 34.5%		2nd Half: 9-27 33.3%		Game: 33.9%								DEADBALL			
3-Pt. FG%			1st Half: 1-9 11.1%		2nd Half: 2-8 25.0%		Game: 17.6%								REBOUNDS			
F Throw %			1st Half: 5-6 83.3%		2nd Half: 10-16 62.5%		Game: 68.2%								1			

NCAA TOURNAMENT BOX SCORES

(2) Florida 85, (15) Sam Houston State 55

March 21, 2003 • St. Pete Times Forum • Tampa, Fla. • First Round

Sam Houston State		tot-fg		3-pt		ft		rebounds		pf	tp	a	to	blk	s	min
#	Player	fg	fga	fg	fga	ft	fta	of	de							
32	Freeman, Felton	F	2	4	1	2	0	0	2	2	3	5	0	2	0	12
44	Cole, Donald	F	4	12	2	4	5	6	1	7	8	3	15	2	2	1
04	Oliphant, Jay	F	0	2	0	0	0	0	2	1	3	2	0	1	1	0
10	Barlow, Eddy	G	2	6	2	4	1	1	1	0	1	2	7	1	1	0
20	Shannon, Robert	G	1	7	0	3	0	0	0	1	1	1	2	1	3	0
14	Elbow, Marcus		0	2	0	0	0	0	0	1	1	1	0	3	2	0
15	Onwuchekwa, Sam		0	1	0	0	0	0	1	0	1	1	0	0	0	0
21	Winters, Rodrick		2	3	0	0	0	2	2	4	1	4	0	0	0	10
23	Stephenson, Jason		2	6	0	3	0	0	0	3	3	1	4	1	0	0
31	Jordan, Chris		2	4	1	2	3	7	1	0	1	1	8	1	2	0
33	Fobbs, Eddy		4	10	0	0	2	2	4	7	11	0	10	0	2	3
TEAM								0	1	1			1			
Totals			19	57	6	18	11	18	12	25	37	16	55	10	16	4

TOTAL FG%	1st Half: 8-28 28.6%	2nd Half: 11-29 37.9%	Game: 33.3%	DEADB
3-Pt. FG%	1st Half: 3-9 33.3%	2nd Half: 3-9 33.3%	Game: 33.3%	REBOUNDS
F Throw %	1st Half: 5-8 62.5%	2nd Half: 6-10 60.0%	Game: 61.1%	2

Florida		tot-fg		3-pt		ft		rebounds		pf	tp	a	to	blk	s	min
#	Player	fg	fga	fg	fga	ft	fta	of	de							
15	Bonner, Matt	F	3	11	1	4	0	1	3	5	8	0	7	1	3	1
44	Walsh, Matt	F	2	4	2	4	0	0	6	6	2	6	3	1	0	0
24	Lee, David	C	9	12	0	0	5	6	4	2	6	0	23	3	0	1
01	Roberson, Anthony	G	5	9	5	7	1	2	1	3	4	1	16	2	0	0
12	Hamilton, Justin	G	4	7	1	4	2	2	1	2	3	2	11	4	0	1
02	Bogdan, Mario		0	1	0	0	0	2	0	0	0	1	0	1	0	0
03	Haimovitch, Seth		0	0	0	0	0	0	0	0	0	0	0	0	0	0
04	Moss, Adrian		2	4	0	0	0	0	2	2	2	4	1	0	0	0
05	Capko, Chris		0	0	0	0	0	1	0	0	0	0	0	0	0	0
10	Nelson, Brett		3	8	3	7	0	0	0	4	4	2	9	3	2	0
11	Drejer, Christian		3	4	1	2	0	0	0	1	1	2	7	4	2	0
22	Al-Kaleem, Rashid		0	0	0	0	0	0	1	1	0	0	0	0	0	0
42	Colas, Bonell		1	1	0	0	0	0	0	2	2	3	2	1	0	0
TEAM								0	3	3			1			
Totals			32	61	13	28	8	14	9	31	40	15	85	24	10	3

TOTAL FG%	1st Half: 14-30 46.7%	2nd Half: 18-31 58.1%	Game: 52.5%	DEADB
3-Pt. FG%	1st Half: 4-13 30.8%	2nd Half: 9-15 60.0%	Game: 46.4%	REBOUNDS
F Throw %	1st Half: 6-8 75.0%	2nd Half: 2-6 33.3%	Game: 57.1%	1

Technical fouls: Sam Houston State-None. Florida-None.
Attendance: 20,224

Score by Periods	1st	2nd	Final
Sam Houston State	24	31	55
Florida	38	47	85

(12) Manhattan 75, (5) Florida 60

March 18, 2004 • RBC Center • Raleigh, N.C. • First Round

Manhattan		tot-fg		3-pt		ft		rebounds		pf	tp	a	to	blk	s	min
#	Player	fg	fga	fg	fga	ft	fta	of	de							
15	Holmes, Dave	F	5	10	0	0	2	3	4	8	12	4	12	2	1	2
44	Mulligan, Peter	F	6	13	1	2	4	5	1	2	3	4	17	1	2	1
51	Benton, Jason	C	1	3	0	0	0	0	1	2	3	1	2	0	1	0
03	Flores, Luis	G	8	23	3	7	7	9	0	3	3	2	26	0	2	0
05	Wingate, Jason	G	0	1	0	1	0	0	2	0	2	4	0	4	2	0
10	Gatling, Justin		0	0	0	0	0	0	0	0	0	0	0	0	0	0
11	Minor, Kenny		3	4	1	2	0	0	0	0	0	3	7	2	0	0
12	Johnson, Christiano		0	0	0	0	0	0	0	0	0	0	0	0	0	0
14	Enescu, Mihai		0	0	0	0	0	0	0	0	0	0	0	0	0	0
21	Ngarndi, Guy		0	1	0	0	0	0	0	2	2	0	0	0	0	0
23	Johnson, Darren		0	0	0	0	0	0	0	0	0	0	0	0	0	0
33	Konovelchick, Mike		3	5	1	3	4	4	1	3	4	3	11	1	1	1
TEAM								0	6	6						
Totals			26	60	6	15	17	21	9	21	30	21	75	10	9	4

TOTAL FG%	1st Half: 13-30 43.3%	2nd Half: 13-30 43.3%	Game: 43.3%	DEADB
3-Pt. FG%	1st Half: 4-9 44.4%	2nd Half: 2-6 33.3%	Game: 40.0%	REBOUNDS
F Throw %	1st Half: 6-8 75.0%	2nd Half: 11-13 84.6%	Game: 81.0%	2

Florida		tot-fg		3-pt		ft		rebounds		pf	tp	a	to	blk	s	min
#	Player	fg	fga	fg	fga	ft	fta	of	de							
24	Lee, David	F	3	5	0	0	1	2	0	5	5	4	7	2	2	0
04	Moss, Adrian	C	2	8	0	0	1	2	1	5	6	3	5	0	1	2
01	Roberson, Anthony	G	7	13	2	6	6	6	0	2	2	5	22	1	5	0
12	Humphrey, Lee	G	0	0	0	0	0	2	0	1	1	0	0	0	1	0
44	Walsh, Matt	G	4	12	0	5	5	6	0	4	4	4	13	1	4	1
03	Haimovitch, Seth		0	0	0	0	0	0	0	0	0	0	0	0	0	0
22	Al-Kaleem, Rashid		1	2	1	2	0	0	0	0	0	1	3	0	0	0
23	Appleby, Ryan		1	1	0	0	0	0	0	0	0	0	2	0	0	0
32	Richard, Chris		0	0	0	0	0	0	0	0	0	0	0	0	0	0
42	Colas, Bonell		3	4	0	0	2	4	2	4	6	1	8	0	1	1
TEAM								0	2	2						
Totals			21	45	3	13	15	22	3	21	24	18	60	4	14	4

TOTAL FG%	1st Half: 12-23 52.2%	2nd Half: 9-22 40.9%	Game: 46.7%	DEADB
3-Pt. FG%	1st Half: 2-7 28.6%	2nd Half: 1-6 16.7%	Game: 23.1%	REBOUNDS
F Throw %	1st Half: 3-4 75.0%	2nd Half: 12-18 66.7%	Game: 68.2%	5

Technical fouls: Manhattan-None. Florida-None.
Attendance: 19,722

Linescore	1st	2nd	Final
Manhattan	36	39	75
Florida	29	31	60

(7) Michigan State 68, (2) Florida 46

March 23, 2003 • St. Pete Times Forum • Tampa, Fla. • Second Round

Michigan State		tot-fg		3-pt		ft		rebounds		pf	tp	a	to	blk	s	min
#	Player	fg	fga	fg	fga	ft	fta	of	de							
15	Anderson, Alan	F	1	3	0	0	5	7	1	3	4	2	7	5	3	0
41	Lorbek, Erazem	F	4	7	2	5	2	4	2	5	7	4	12	1	1	0
25	Anagnony, Aloysius	C	3	3	0	0	0	0	0	1	1	5	6	0	2	0
05	Hill, Chris	G	5	8	2	5	0	0	0	3	3	2	12	3	0	0
23	Torbert, Kelvin	G	2	8	0	1	3	4	2	0	2	2	7	4	1	0
03	Wolfe, Adam		0	0	0	0	0	0	0	0	0	0	0	0	0	0
11	Johnson, Rashi		0	0	0	0	0	0	0	1	1	0	0	0	0	0
13	Ager, Maurice		6	9	2	5	2	2	0	1	1	0	16	1	0	0
30	Bogarakos, Tim		0	0	0	0	0	0	0	0	0	1	0	0	0	0
40	Davis, Paul		4	5	0	0	0	1	1	4	5	1	8	0	1	0
44	Andreas, Jason		0	0	0	0	0	0	0	0	0	1	0	0	1	0
52	Westrick, Brian		0	1	0	0	0	0	0	0	0	0	0	0	0	0
55	Ballinger, Adam		0	1	0	0	0	0	2	1	3	0	0	1	0	0
TEAM									1	2	3					
Totals			25	45	6	16	12	18	9	21	30	18	68	15	10	0

TOTAL FG%	1st Half: 14-20 70.0%	2nd Half: 11-25 58.1%	Game: 55.6%	DEADB
3-Pt. FG%	1st Half: 4-6 66.7%	2nd Half: 2-10 20.0%	Game: 37.5%	REBOUNDS
F Throw %	1st Half: 5-8 62.5%	2nd Half: 7-10 70.0%	Game: 66.7%	3

Throw %		1st Half: 5-8 62.5%				2nd Half: 7-10 70.0%				Game: 66.7%				3					
Florida		tot-fg		3-pt		rebounds													
##	Player	fg	fga	fg	fga	ft	fta	of	de	tot	pf	tp	a	to	blk	s	min		
15	Bonner, Matt	F	2	9	2	6	0	1	1	5	6	4	6	1	3	0	35		
44	Walsh, Matt	F	2	6	1	3	0	0	1	1	2	2	5	3	1	0	23		
24	Lee, David	C	5	8	0	0	6	7	2	2	4	4	16	2	4	0	1	32	
01	Roberson, Anthony	G	0	6	0	6	0	0	0	0	0	1	0	2	2	0	0	23	
12	Hamilton, Justin	G	5	7	2	2	2	2	0	1	1	2	12	0	1	0	1	36	
02	Boggan, Mario		0	0	0	0	0	0	0	0	0	0	0	0	0	0	0	1	
04	Moss, Adrian		1	1	0	0	0	0	1	2	3	3	2	0	0	1	0	7	
05	Capko, Chris		0	0	0	0	0	0	0	0	0	0	0	0	0	0	0	1	
10	Nelson, Brett		0	4	0	4	0	0	0	0	0	1	0	0	0	0	0	16	
11	Drejser, Christian		0	0	0	0	3	4	0	1	1	2	3	0	0	0	0	18	
22	Al-Kaleem, Rashid		0	0	0	0	0	0	0	0	0	0	0	0	0	0	0	2	
42	Colas, Bonell		1	2	0	0	0	0	2	0	2	1	2	1	3	0	0	6	
Team								1		2		3							
Totals		16		43		5		21		9		12		8		24		22	

-143-

NCAA TOURNAMENT BOX SCORES

(1) Florida 74, (9) Purdue 67

March 18, 2007 • New Orleans Arena • New Orleans, La. • Second Round

Purdue		tot-fg		3-pt		rebounds		pf		tp		a		to blk		s		min	
##	Player	fg	fga	fg	fga	ft	fta	of	de	tot	pf	tp	a	to	blk	s	min		
01	Watt, Gordon	F	1	4	0	1	0	2	5	4	4	2	2	3	0	2	18		
14	Landry, Carl	F	8	14	0	0	2	5	5	10	3	18	4	5	1	3	39		
02	Teague, David	G	6	15	2	7	0	0	3	2	5	3	14	2	1	0	1	38	
03	Kramer, Chris	G	6	12	2	4	0	0	1	1	2	4	14	3	3	0	4	34	
05	Grant, Keaton	G	2	3	1	1	0	0	0	1	1	2	5	1	0	0	0	21	
04	Lutz, Chris		1	2	0	1	0	0	1	0	1	2	2	0	0	0	1	23	
12	Crump, Tarrance		3	6	0	1	3	4	0	1	1	1	9	1	0	0	1	16	
20	Green, Marcus		1	3	0	2	1	2	1	1	2	3	3	0	0	0	0	9	
30	Ochendu, Johnathan		0	0	0	0	0	0	1	1	1	0	0	0	0	0	2		
TEAM										0	1	1							
Totals			28	59	5	17	6	13	11	17	28	23	67	15	12	1	12	200	
First Half - FG: 13-26 (.500), 3-FG: 2-8 (.250), FT: 3-8 (.375)																			
TOTAL FG%		1st Half: 13-26 50.0%				2nd Half: 15-33 45.5%				Game: 47.5%				DEADBALL					
3-Pt. FG%		1st Half: 2-8 25.0%				2nd Half: 3-9 33.3%				Game: 29.4%				REBOUNDS					
F Throw %		1st Half: 3-8 37.5%				2nd Half: 3-5 60.0%				Game: 46.2%				2					

Florida		tot-fg		3-pt		rebounds														
##	Player		fg	fga	fg	fga	ft	fta	of	de	tot	pf	tp	a	to	blk	s	min		
02	Brewer, Corey	F	4	9	1	4	8	8	1	7	8	1	17	2	3	0	2	33		
13	Noah, Joakim	F	3	5	0	0	3	4	2	7	9	3	9	2	3	3	0	25		
42	Horford, Al	C	7	9	0	0	3	3	4	5	9	2	17	1	0	1	3	36		
11	Green, Taurean	G	3	9	2	8	6	6	0	0	0	1	14	2	5	0	0	38		
12	Humphrey, Lee	G	2	6	2	6	0	0	0	1	1	1	6	2	2	0	1	32		
15	Hodge, Walter		0	1	0	0	1	4	0	0	0	1	1	2	1	0	0	15		
21	Werner, Dan		0	0	0	0	0	0	0	0	0	1	0	0	0	0	0	1		
32	Richard, Chris		2	2	0	0	4	4	0	2	2	3	8	0	1	0	0	17		
34	Speights, Marreese		0	1	0	0	2	2	0	0	0	1	2	0	0	0	1	3		
TEAM									0	2	2									
Totals			21	42	5	18	27	31	7	24	31	14	74	11	15	4	7	200		
TOTAL FG%		1st Half: 8-22	36.4%		2nd Half: 13-20	65.0%		Game: 50.0%												DEADBALL
3-Pt. FG%		1st Half: 2-10	20.0%		2nd Half: 3-8	37.5%		Game: 27.8%												REBOUNDS
F Throw %		1st Half: 7-11	63.6%		2nd Half: 16-19	84.2%		Game: 87.1%												1,1

Technical fouls: Purdue-None. Florida-None.
Attendance: 13,600

Score by Periods	1st	2nd	Final
Purdue	31	36	67
Florida	29	45	74

(1) Florida 65, (5) Butler 57

March 23, 2007 • Edward Jones Dome • St. Louis, Mo. • Regional Semifinals

Butler		tot-fg		3-pt		rebounds		pf		tp		a		to blk		s		min	
##	Player	fg	fga	fg	fga	ft	fta	of	de	tot	pf	tp	a	to	blk	s	min		
24	Ligon, Brian	F	1	2	0	0	0	0	2	0	2	3	2	0	1	0	0	21	
33	Crone, Brandon	F	4	9	2	3	0	0	2	2	4	5	10	1	2	0	2	28	
01	Betko, Julian	G	1	3	0	0	0	0	0	0	0	5	2	1	1	0	0	25	
04	Graves, A.J.	G	4	13	1	6	2	3	0	3	3	2	11	2	3	0	1	38	
10	Green, Mike	G	4	12	0	3	4	6	1	5	6	4	12	3	1	0	3	26	
21	Veasley, Willie		0	0	0	0	0	0	0	1	1	0	0	0	0	0	0	3	
23	Nellems, Marcus		0	0	0	0	0	0	0	1	1	0	0	0	0	0	1	12	
32	Streicher, Drew		1	2	0	1	4	4	3	0	3	3	6	0	0	0	0	28	
34	Campbell, Pete		5	9	4	6	0	0	0	1	1	3	14	0	1	0	0	19	
TEAM										3	1	4							
Totals			20	50	7	19	10	13	11	14	25	25	57	8	9	0	7	200	
TOTAL FG%		1st Half: 10-25 40.0%				2nd Half: 10-25 40.0%				Game: 40.0%				DEADBALL					
3-Pt. FG%		1st Half: 5-12 41.7%				2nd Half: 2-7 28.6%				Game: 36.8%				REBOUNDS					
F Throw %		1st Half: 4-4 100%				2nd Half: 6-9 66.7%				Game: 76.9%				1,1					

Florida		tot-fg		3-pt		rebounds		pf		tp		a		to blk		s		min	
##	Player	fg	fga	fg	fga	ft	fta	of	de	tot	pf	tp	a	to	blk	s	min		
02	Brewer, Corey	F	3	10	1	6	4	4	0	5	5	3	11	2	3	0	1	36	
13	Noah, Joakim	F	2	4	0	0	9	11	3	6	9	1	13	2	2	1	0	32	
42	Horford, Al	C	4	5	0	0	8	10	0	2	2	2	16	2	3	4	0	34	
11	Green, Taurean	G	5	8	5	8	2	3	0	1	1	2	17	1	0	0	0	38	
12	Humphrey, Lee	G	2	5	2	5	0	0	0	0	0	4	6	0	2	0	0	32	
15	Hodge, Walter		0	0	0	0	0	0	0	0	0	2	0	1	0	0	0	14	
21	Werner, Dan		0	0	0	0	0	0	0	1	1	0	0	0	0	0	0	2	
32	Richard, Chris		1	2	0	0	0	0	2	0	2	2	2	1	3	1	0	12	
TEAM										1	1	2							
Total			17	34	8	19	23	28	6	21	27	16	9	13	6	1	200	65	
TOTAL FG%		1st Half: 10-20 50.0%				2nd Half: 7-14 50.0%				Game: 50.0%				DEADBALL					
3-Pt. FG%		1st Half: 5-12 41.7%				2nd Half: 3-7 42.9%				Game: 42.1%				REBOUNDS					
F Throw %		1st Half: 10-12 83.3%				2nd Half: 13-16 81.3%				Game: 82.1%				1					

Technical fouls: Butler-None. Florida-None.
Attendance: 26,214

Score by Period	1st	2nd	Final
Butler	29	28	57
Florida	35	30	65

(1) Florida 85, (3) Oregon 77

March 25, 2007 • Edward Jones Dome, St. Louis, Mo. • Regional Final

Oregon		tot-fg		3-pt		rebounds												
##	Player	fg	fga	fg	fga	ft	fta	of	de	tot	pf	tp	a	to	blk	s	min	
01	Hairston, Malik	F	7	13	0	1	4	4	2	3	5	5	18	1	4	0	2	35
04	Taylor, Bryce	F	3	6	1	2	0	0	3	5	8	3	7	2	0	0	1	39
10	Leunen, Maarty	C	2	4	1	1	4	4	1	3	4	5	9	1	1	2	2	29
00	Brooks, Aaron	G	11	19	3	6	2	2	1	1	2	4	27	4	4	0	1	34
12	Porter, Tajuan	G	2	12	2	10	4	4	0	1	1	3	10	4	4	0	1	37
25	Oguchi, Chamberlain		1	3	1	2	0	0	0	0	0	1	3	0	0	0	0	6
42	Zahn, Adam		0	0	0	0	1	2	1	0	1	4	1	0	0	0	0	5
45	Schaefer, Ray		1	1	0	0	0	0	0	0	0	0	2	0	0	0	0	5
50	Catron, Joevan		0	0	0	0	0	0	0	0	0	5	0	1	0	0	1	10
TEAM									3	1	4							
Totals			27	58	8	22	15	16	8	16	24	30	77	13	13	2	8	200
TOTAL FG%		1st Half: 15-28	53.6%	2nd Half: 12-30		40.0%	Game: 46.6%										DEADBALL	
3-Pt. FG%		1st Half: 3-10	30.0%	2nd Half: 5-12		41.7%	Game: 36.4%										REBOUNDS	
F Throw %		1st Half: 5-6	83.3%	2nd Half: 10-10		100%	Game: 93.8%										1,1	

NCAA TOURNAMENT BOX SCORES

(2) Florida 83, (3) BYU 74 (OT)

March 24, 2011 • New Orleans Arena • New Orleans, La. • Regional Semifinals

BYU		tot-fg		3-pt		fg fga		ft fta		rebounds		pf		tp		a to blk		s min	
##	Player									of	de	tot							
34	Hartsock, Noah	f	3	9	1	4	2	2	3	5	8	1	9	2	1	1	3	42	
01	Abouo, Charles	g	2	9	0	3	2	2	2	0	2	3	6	1	0	0	0	27	
04	Emery, Jackson	g	3	8	3	7	0	0	1	2	3	3	9	1	1	0	2	33	
31	Collinsworth, Kyle	g	2	4	0	0	1	2	3	12	15	3	5	1	2	0	1	38	
32	Fredette, Jimmer	g	11	29	3	15	7	7	0	2	2	3	32	5	6	0	1	44	
12	Magnusson, Logan		2	4	1	2	1	1	2	2	3	4	6	2	2	0	1	20	
13	Zylstra, Brock		0	0	0	0	0	0	0	0	0	0	0	1	0	0	0	1	
15	Anderson, James		0	1	0	0	0	0	1	1	2	0	0	0	0	0	1	3	
21	Rogers, Stephen		2	7	2	6	1	2	0	4	4	2	7	0	0	0	2	17	
TEAM																			
Totals			25	71		10	37		14	16		12	30	42		19	74		13 12 1 11 225
TOTAL FG% 1st Half: 14-35 40.0% 2nd Half: 9-30 30.0% OT: 2-6 33.3% Game: 35.2% DEADBALL																			
3-Pt. FG% 1st Half: 5-17 29.4% 2nd Half: 5-16 31.3% OT: 0-4 0.0% Game: 27.0% REBOUNDS																			
F Throw % 1st Half: 3-3 100% 2nd Half: 9-11 81.8% OT: 2-2 100% Game: 87.5% 1,2																			

Florida		tot-fg		3-pt		fg fga		ft fta		rebounds		pf		tp		a to blk		s min	
##	Player									of	de	tot							
23	Tyus, Alex	f	8	9	1	1	2	3	2	15	17	3	19	2	1	1	0	32	
25	Parsons, Chandler	f	6	15	3	10	1	2	1	8	9	1	16	7	4	1	0	40	
32	Macklin, Vernon	c	4	5	0	0	1	5	0	5	5	1	9	3	3	1	3	32	
01	Boynton, Kenny	g	5	14	4	13	3	4	0	0	0	2	17	5	2	1	1	40-	
11	Walker, Erving	g	5	13	3	7	3	6	2	4	6	2	16	5	3	0	1	37	
04	Young, Patric		1	2	0	0	0	2	2	2	4	3	2	0	0	1	1	13	
05	Wilbekin, Scottie		0	4	0	3	0	0	0	0	0	0	0	1	1	0	1	18	
15	Yeguede, Will		1	2	0	0	0	0	1	0	1	0	2	0	0	0	1	8	
33	Murphy, Erik		1	1	0	0	0	0	0	0	0	0	2	0	1	0	0	5	
TEAM																			
Totals			31	65		11	34		10	22		10	35	45		12	83		23 15 5 8 225
TOTAL FG% 1st Half: 14-26 53.8% 2nd Half: 12-32 37.5% OT: 5-7 71.4% Game: 47.7% DEADBALL																			
3-Pt. FG% 1st Half: 7-16 43.8% 2nd Half: 2-15 13.3% OT: 2-3 66.7% Game: 32.4% REBOUNDS																			
F Throw % 1st Half: 1-6 16.7% 2nd Half: 6-10 60.0% OT: 3-6 50.0% Game: 45.5% 4																			

Technical fouls: BYU-Emery. Florida-None.				
Attendance: 12,320				
Score by Periods				
BYU	1st	2nd	OT	Total
Florida	36	32	6	74
Florida	36	32	15	83

(8) Butler 74, (2) Florida 71 (OT)

March 26, 2011 • New Orleans Arena • New Orleans, La. • Regional Final

Butler		tot-fg		3-pt		fg fga		ft fta		rebounds		pf		tp		a to blk		s min	
##	Player									of	de	tot							
54	Howard, Matt	f	5	12	1	6	3	6	0	5	5	3	14	2	1	0	0	40-	
44	Smith, Andrew	c	1	2	0	0	1	2	3	5	8	5	3	0	2	1	0	25	
01	Mack, Shelvin	g	8	20	4	13	7	11	0	4	4	2	27	4	2	0	1	42	
02	Vanzant, Shawn	g	3	9	1	3	0	0	1	6	7	1	7	0	1	0	1	38	
33	Stigall, Chase	g	0	3	0	3	0	0	0	0	0	1	0	1	0	0	0	11	
03	Hahn, Zach		2	5	2	5	0	0	0	0	0	1	6	0	0	0	0	15	
05	Nored, Ronald		0	2	0	2	4	4	1	3	4	3	4	0	3	0	0	24	
20	Hopkins, Chrishawn		1	1	1	1	0	0	0	0	0	0	3	1	1	0	0	4	
23	Marshall, Kyle		4	6	0	0	2	4	7	0	7	3	10	0	0	0	0	21	
32	Butcher, Garrett		0	0	0	0	0	0	1	0	1	1	0	0	0	0	0	5	
TEAM																			
Totals			24	60		9	33		17	27		16	25	41		20	74		8 10 1 2 225
TOTAL FG% 1st Half: 11-27 40.7% 2nd Half: 10-26 38.5% OT: 3-7 42.9% Game: 40.0% DEADBALL																			
3-Pt. FG% 1st Half: 5-15 33.3% 2nd Half: 3-15 20.0% OT: 1-3 33.3% Game: 27.3% REBOUNDS																			
F Throw % 1st Half: 5-8 62.5% 2nd Half: 5-12 41.7% OT: 7-7 100% Game: 63.0% 4																			

Florida		tot-fg		3-pt		fg fga		ft fta		rebounds		pf		tp		a to blk		s min	
##	Player									of	de	tot							
23	Tyus, Alex	f	6	12	0	0	2	2	3	7	10	4	14	0	1	2	1	41	
25	Parsons, Chandler	f	2	9	1	3	0	0	1	6	7	3	5	2	1	0	2	43	
32	Macklin, Vernon	c	11	14	0	0	3	5	4	1	5	4	25	0	0	1	0	24	
01	Boynton, Kenny	g	5	9	1	3	6	7	0	4	4	2	17	3	1	0	1	40-	
11	Walker, Erving	g	1	10	1	7	5	6	0	1	1	4	8	4	2	0	1	37	
04	Young, Patric		0	2	0	0	2	2	0	2	2	3	2	0	0	0	0	19	
05	Wilbekin, Scottie		0	1	0	1	0	0	0	2	2	1	0	1	0	0	1	15	
33	Murphy, Erik		0	0	0	0	0	0	0	2	2	3	0	0	2	0	0	6	
TEAM																			
Totals			25	57		3	14		18	22		8	26	34		24	71		10 7 3 6 226
TOTAL FG% 1st Half: 12-25 48.0% 2nd Half: 11-27 40.7% OT: 2-5 40.0% Game: 43.9% DEADBALL																			
3-Pt. FG% 1st Half: 1-4 25.0% 2nd Half: 0-6 0.0% OT: 2-4 50.0% Game: 21.4% REBOUNDS																			
F Throw % 1st Half: 8-8 100% 2nd Half: 5-6 83.3% OT: 5-8 62.5% Game: 81.8% 3																			

Technical fouls: Butler-None. Florida-None.				
Attendance: 12,139				
Score by Periods				
Butler	1st	2nd	OT	Total
Florida	32	28	14	74
Florida	33	27	11	71

(7) Florida 71, (10) Virginia 45

March 16, 2012 • CenturyLink Center • Omaha, Neb. • First Round

Virginia		tot-fg		3-pt		rebounds													
##	Player		fg	fg	fg	ft	of	de	tot	pf	tp	a	to	blk	s	min			
23	Scott, Mike	f	6	10	0	0	3	4	0	6	6	3	15	1	3	0	3	32	
25	Mitchell, Akil	f	2	5	0	0	0	2	1	4	5	0	4	1	0	0	0	32	
01	Evans, Jontel	g	4	6	0	0	0	0	1	1	2	8	5	3	0	0	38		
12	Harris, Joe	g	2	9	0	5	3	4	0	3	3	2	7	0	1	1	0	35	
13	Zeglinski, Sammy	g	3	11	2	10	0	0	0	4	4	4	8	5	3	0	2	37	
00	Browman, Doug		0	0	0	0	0	0	1	1	0	0	0	0	2	0	0	2	
02	Jespersion, Paul		1	5	1	3	0	0	1	0	1	1	3	0	0	0	0	19	
32	Atkins, Darion		0	1	0	0	0	0	0	0	0	3	0	0	1	0	0	5	
TEAM										2	2								
Totals			18	47	3	18	6	10	2	21	23	15	45	12	13	1	5	200	
TOTAL FG%		1st Half: 9-24	37.5%	2nd Half: 9-23		39.1%	Game: 38.3%										DEADBALL		
3-Pt. FG%		1st Half: 0-7	0.0%	2nd Half: 3-11		27.3%	Game: 16.7%										REBOUNDS		
F Throw %		1st Half: 4-6	66.7%	2nd Half: 2-4		50.0%	Game: 60.0%										1		



NCAA TOURNAMENT BOX SCORES

(7) Florida 68, (3) Marquette 58

March 22, 2012 • US Airways Center • Phoenix, Ariz. • Regional Semifinals

Florida			tot-fg		3-pt		rebounds											
##	Player		fg	fga	fg	fga	ft	fta	of	de	tot	pf	tp	a	to	blk	s	min
33	Murphy, Erik	f	3	13	1	8	0	0	1	9	10	3	7	0	0	3	0	30
04	Young, Patric	c	3	6	0	0	1	2	5	4	9	4	7	1	1	1	0	31
01	Boynnton, Kenny	g	2	10	1	5	6	7	0	4	4	0	11	5	1	0	1	33
11	Walker, Erving	g	3	9	1	4	4	4	0	3	3	2	11	3	4	0	1	29
23	Beal, Bradley	g	8	10	3	5	2	2	2	4	6	1	21	4	2	2	2	33
03	Rosario, Mike		2	4	0	2	0	0	0	1	1	0	4	0	2	2	0	11
05	Wilbekin, Scottie		1	2	1	1	0	0	0	3	3	2	3	2	1	0	0	17
24	Prather, Casey		2	5	0	2	0	0	0	3	3	3	4	0	0	1	1	16
Team									2		1							
Totals			24	59	7	27	13	15	10	32	42	15	68	15	11	9	5	200

TOTAL FG%	1st Half: 13-30 43.3%	2nd Half: 11-29 37.9%	Game: 40.7%	DEADBALL
3-Pt. FG%	1st Half: 4-14 28.6%	2nd Half: 3-13 23.1%	Game: 25.9%	REBOUNDS
F Throw %	1st Half: 6-7 85.7%	2nd Half: 7-8 87.5%	Game: 86.7%	1

Marquette			tot-fg		3-pt		rebounds											
##	Player		fg	fga	fg	fga	ft	fta	of	de	tot	pf	tp	a	to	blk	s	min
32	Crowder, Jae	f	5	15	1	7	4	5	2	5	7	3	15	1	0	0	3	32
00	Wilson, Jamil	c	3	7	1	1	0	0	2	3	5	2	7	1	2	3	1	34
01	Johnson-Odom, Darius		5	15	2	7	2	3	0	4	4	4	14	2	2	0	0	38
02	Blue, Vander	g	1	8	0	0	2	2	1	7	8	1	4	1	0	0	1	26
05	Cadogan, Junior	g	0	5	0	2	0	2	1	1	2	4	0	5	3	0	0	21
04	Mayo, Todd		4	8	2	4	1	2	0	4	4	0	11	1	2	0	2	31
33	Wilson, Derrick		0	0	0	0	0	0	0	0	0	0	0	0	0	0	0	2
54	Gardner, Davante		2	7	0	0	3	4	4	0	4	3	7	0	0	0	1	16
TEAM									5		2							
Totals			20	65	6	21	12	18	15	26	41	17	58	11	9	3	8	200

TOTAL FG%	1st Half: 11-35 31.4%	2nd Half: 9-30 30.0%	Game: 30.8%	DEADBALL
3-Pt. FG%	1st Half: 4-10 40.0%	2nd Half: 2-11 18.2%	Game: 28.6%	REBOUNDS
F Throw %	1st Half: 4-7 57.1%	2nd Half: 8-11 72.7%	Game: 66.7%	4

Technical fouls: Florida-None. Marquette-None.

Attendance: 15,833

Score by Periods	1st	2nd	Total
Florida	36	32	68
Marquette	30	28	58

(4) Louisville 72, (7) Florida 68

March 24, 2012 • US Airways Center • Phoenix, Ariz. • Regional Final

Florida			tot-fg		3-pt		rebounds											
##	Player		fg	fga	fg	fga	ft	fta	of	de	tot	pf	tp	a	to	blk	s	min
33	Murphy, Erik	f	4	5	2	2	4	4	0	8	8	3	14	0	4	2	0	34
04	Young, Patric	c	5	7	0	0	1	2	2	4	6	3	11	0	2	0	2	32
01	Boynnton, Kenny	g	4	11	2	7	2	4	0	2	2	2	12	6	1	0	0	33
11	Walker, Erving	g	3	10	2	6	4	6	1	2	3	2	12	7	2	0	0	32
23	Beal, Bradley	g	6	12	2	5	0	0	2	5	7	1	14	4	2	0	1	36
03	Rosario, Mike		1	1	0	0	1	1	0	0	0	1	3	0	0	0	0	6
05	Wilbekin, Scottie		1	1	0	0	0	0	0	2	2	1	2	0	1	0	0	14
24	Prather, Casey		0	1	0	0	0	1	1	3	4	2	0	0	1	1	1	13
Team			1															
Totals			24	48	8	20	12	18	6	26	32	15	68	17	14	3	4	200

TOTAL FG%	1st Half: 14-21 66.7%	2nd Half: 10-27 37.0%	Game: 50.0%	DEADBALL
3-Pt. FG%	1st Half: 8-11 72.7%	2nd Half: 0-9 0.0%	Game: 40.0%	REBOUNDS
F Throw %	1st Half: 5-7 71.4%	2nd Half: 7-11 63.6%	Game: 66.7%	2

Louisville		tot-fg		3-pt		rebounds											
#	Player	f	fg fga	f	fg fga	ft	fta	of	de	tot	pf	tp	a	to	blk	s	min
14	Kuric, Kyle	f	3 9	2 8	0 0	0 0	0 0	2 2	2 4	8 1	0 0	2 37					
24	Behanan, Chane	f	7 10	1 1	2 2	2 5	7 4	17 0	1 2	1 32							
10	Dieng, Gorgui	c	4 11	0 0	0 0	1 5	6 3	8 0	0 1	0 37							
03	Siva, Peyton	g	3 7	1 1	2 2	1 1	2 5	9 8	1 0	1 26							
05	Smith, Chris	g	3 4	1 2	1 2	0 1	1 1	8 0	0 0	1 28							
02	Smith, Russ		6 13	1 2	6 7	1 4	5 3	19 2	4 0	1 22							
12	Price, Zach		0 0	0 0	0 0	0 0	0 0	0 0	0 0	0 1							
21	Swopshire, Jared		1 3	0 1	0 0	0 0	0 0	2 0	0 0	0 9							
22	Justice, Elisha		0 1	0 0	0 0	0 0	0 0	0 0	0 0	0 1							
23	Ware, Kevin		0 1	0 1	0 0	1 0	1 0	0 0	0 0	0 4							
25	Blackshear, Wayne		0 1	0 0	1 2	0 3	3 0	1 0	0 0	0 3							
TEAM							2 1		3 1								
Totals			27 60	6 16	12 15	8 22	30 21	72 11	6 3	6 200							

TOTAL FG%	1st Half: 14-32 43.8%	2nd Half: 13-28 46.4%	Game: 45.0%	DEADBALL
3-Pt. FG%	1st Half: 3-8 37.5%	2nd Half: 3-8 37.5%	Game: 37.5%	REBOUNDS
F Throw %	1st Half: 2-2 100%	2nd Half: 10-13 76.9%	Game: 80.0%	2

Technical fouls: Florida-None. Louisville-TEAM.

Attendance: 13,456

Score by Periods	1st	2nd	Total
Florida	41	27	68
Louisville	33	39	72

(3) Florida 79, (14) Northwestern State 47

March 22, 2013 • Erwin Center • Austin, Texas • First Round

Northwestern State			tot-fg		3-pt		rebounds											
#	Player		fg	fga	fg	fga	ft	fta	of	de	tot	pf	tp	a	to	blk	s	min
10	Robinson, Patrick	f	2	4	0	2	1	1	1	0	1	4	5	0	2	0	0	18
32	Hicks, DeQuan	f	4	8	0	0	4	4	1	7	8	1	12	2	2	0	0	23
35	Evans, O.J.	c	2	5	0	0	1	2	0	1	1	2	5	0	1	1	0	22
03	Davis, Shamir	g	2	4	0	1	1	2	0	0	0	2	5	1	2	0	0	22
44	Stewart, Gary	g	1	4	1	4	0	0	0	2	2	0	3	1	0	0	0	21
00	Adams, Austin		0	0	0	0	0	0	0	1	1	0	0	0	0	0	0	1
01	Adams, Dustin		0	0	0	0	0	0	0	0	0	0	0	0	0	0	0	1
11	Williams, Brandon		0	0	0	0	0	0	0	0	0	0	0	0	0	0	0	1
12	West, Jalan		2	7	1	3	0	0	0	2	2	1	5	4	2	0	1	26
13	Killian, Matt		0	1	0	0	0	0	1	0	1	0	0	0	0	0	0	1
20	Harris, Dadrion		0	1	0	0	0	0	0	0	0	0	0	0	1	0	0	1
22	White, Brison		3	7	0	2	0	0	0	0	0	3	6	0	1	0	1	19
33	Hulbin, James		1	6	1	3	0	0	0	1	1	2	3	0	0	0	0	14
34	Roberson, Gary		0	2	0	1	0	0	0	1	1	3	0	0	4	0	0	15
40	Frazier, Marvin		1	1	0	0	1	2	0	3	3	1	3	1	0	2	0	15
TEAM									3		2	5						
Totals			18	50	3	16	8	11	6	20	26	19	47	9	15	3	2	200

TOTAL FG%	1st Half: 13-24 54.2%	2nd Half: 5-26 19.2%	Game: 36.0%	DEADBALL
3-Pt. FG%	1st Half: 3-7 42.9%	2nd Half: 0-9 0.0%	Game: 18.8%	REBOUNDS
F Throw %	1st Half: 3-4 75.0%	2nd Half: 5-7 71.4%	Game: 72.7%	2

Florida			tot-fg		3-pt		rebounds											
##	Player		fg	fga	fg	fga	ft	fta	of	de	tot	pf	tp	a	to	blk	s	min
33	Murphy, Erik	f	8	11	2	3	0	0	3	5	8	0	18	1	0	0	2	28
04	Young, Patric	c	6	10	0	0	4	10	3	6	9	1	16	2	2	1	1	29
01	Boynnton, Kenny	g	3	7	2	4	3	4	1	1	2	2	11	1	1	0	0	22
03	Rosario, Mike	g	3	9	2	5	0	0	1	1	2	2	8	1	1	0	0	15
05	Wilbekin, Scottie	g	4	6	0	2	3	4	1	0	1	0	11	4	2	0	2	32
00	Kurtz, Jacob		0	0	0	0	0	0	0	1	1	0	0	0	0	0	0	1
11	Ogbueze, Braxton		0	1	0	1	0	0	0	0	0	0	0	1	0	0	0	2
12	Graham, Dillon		1	1	0	0	0	0	0	0	0	0	2	0	0	0	0	2
15	Yegute, Will		1	6	0	0	1	2	2	6	8	4	3	0	0	0	1	20
20	Frazier, Michael		0	4	0	4	3	3	1	2	3	1	3	0	1	0	2	24
24	Prather, Casey		2	5	1	1	0	0	3	2	5	2	4	3	1	1	2	23
25	Walker, DeVon		1	1	1	1	0	0	0	1	1	0	3	0	0	0	0	2
	TEAM								1	2	3							
Totals			29	61	7	21	14	23	16	27	43	12	79	13	8	2	10	200



NCAA TOURNAMENT BOX SCORES

(3) Florida 62, (15) Florida Gulf Coast 50

March 29, 2013 • Cowboys Stadium • Arlington, Texas • Regional Semifinals

Florida Gulf Coast		tot-fg		3-pt		rebounds												
#	Player		fg	fga	fg	fga	ft	fta	of	de	tot	pf	tp	a	to	blk	s	min
12	McKnight, Eric	f	1	3	0	0	0	2	1	0	1	1	2	0	1	1	0	22
20	Fieler, Chase	f	5	10	2	4	0	0	1	5	6	2	12	1	4	1	2	33
00	Comer, Brett		1	5	0	0	2	2	0	4	4	4	4	7	9	0	3	31
02	Thompson, Bernard	g	2	7	1	3	1	2	0	2	2	5	6	1	2	0	0	28
25	Brown, Sherwood	g	7	13	0	2	0	2	2	4	6	3	14	0	2	0	1	38
05	Varidel, Christophe		3	5	1	2	3	3	0	1	1	0	10	0	0	0	0	15
15	Cvjeticanin, Filip		0	0	0	0	0	0	0	1	1	1	0	0	0	0	0	6
23	Murray, Eddie		1	1	0	0	0	0	0	3	3	2	2	1	1	1	1	18
35	Graf, Dajuan		0	0	0	0	0	0	1	2	3	2	0	1	1	0	0	9
TEAM									1	1								
Totals			20	44	4	11	6	11	6	22	28	20	50	11	20	3	7	200

TOTAL FG%	1st Half: 9-16 56.3%	2nd Half: 11-28 39.3%	Game: 45.5%	DEADB
3-Pt. FG%	1st Half: 3-4 75.0%	2nd Half: 1-7 14.3%	Game: 36.4%	REBOUNDS
F Throw %	1st Half: 5-7 71.4%	2nd Half: 1-4 25.0%	Game: 54.5%	3

Florida		tot-fg		3-pt		rebounds												
#	Player	fg	fga	fg	fga	ft	fta	of	de	tot	pf	tp	a	to	blk	s	min	
33	Murphy, Erik	f	2	7	0	1	0	0	3	1	4	2	4	1	2	1	24	
04	Young, Patric	c	2	7	0	0	0	3	3	2	5	1	4	2	2	0	3	27
01	Boynnton, Kenny	g	2	6	0	3	3	4	1	3	4	1	7	2	1	0	0	28
03	Rosario, Mike	g	6	14	2	5	1	2	1	4	5	1	15	1	1	0	2	32
05	Wilbekin, Scottie	g	3	11	0	3	7	8	1	2	3	2	13	3	2	0	0	29
15	Yeguate, Will		1	3	0	0	0	2	1	3	4	3	2	1	0	2	4	21
20	Frazier, Michael		2	3	2	3	0	0	0	1	1	0	6	0	1	0	0	13
24	Prather, Casey		4	6	0	0	3	4	3	1	4	1	11	2	1	0	1	26
TEAM								2	3	5								
Totals			22	57	4	15	14	23	15	20	35	11	62	12	10	3	11	200

TOTAL FG%	1st Half: 11-32 34.4%	2nd Half: 11-25 44.0%	Game: 38.6%	DEADB
3-Pt. FG%	1st Half: 4-10 40.0%	2nd Half: 0-5 0.0%	Game: 26.7%	REBOUNDS
F Throw %	1st Half: 4-7 57.1%	2nd Half: 10-16 62.5%	Game: 60.9%	7

Technical fouls: Florida Gulf Coast-None. Florida-None.
Attendance: 40,639

Score by Periods		1st	2nd	Total
Florida Gulf Coast		26	24	50
Florida		30	32	62

(1) Florida 67, (16) Albany 55

March 20, 2014 • Amway Center • Orlando, Fla. • First Round

Albany		tot-fg		3-pt		ft		rebounds		pf	tp	a	to	blk	s	min		
##	Player	fg	fga	fg	fga	ft	fta	of	de									
14	Rowley, Sam	f	1	8	0	0	1	2	3	3	6	2	3	4	2	0	29	
20	Johnson, Gary	f	6	10	1	1	0	0	2	1	3	2	13	0	2	1	0	37
44	Puk, John	c	5	7	0	0	0	0	1	4	5	5	10	2	0	1	0	37
03	Evans, DJ	g	6	12	2	5	7	8	0	7	7	3	21	0	3	0	1	38
12	Hoolley, Peter	g	1	10	1	5	3	4	0	2	2	2	6	3	1	0	2	40-
05	Haas, Anders		0	1	0	1	0	0	0	0	0	0	0	0	0	0	0	0+
10	Rowley, Michael		0	0	0	0	0	0	0	0	0	0	0	0	0	0	0	3
11	Devlin, Luke		1	2	0	0	0	0	0	3	3	0	2	0	0	1	0	10
13	Williams, Reece		0	0	0	0	0	0	0	0	0	0	0	0	0	0	0	0+
15	Egharevba, Ede		0	0	0	0	0	0	0	0	0	0	0	0	0	0	0	0+
22	Wiegmann, Dave		0	0	0	0	0	0	0	0	0	0	0	0	0	0	0	0+
24	Ennema, Dallas		0	1	0	1	0	0	0	1	1	1	0	1	1	0	0	6
TEAM																		1
Totals			20	51	4	13	11	14	6	21	27	15	55	10	10	2	4	200

TOTAL FG%	1st Half: 12-26 46.2%	2nd Half: 8-25 32.0%	Game: 39.2%	DEADB
3-Pt. FG%	1st Half: 1-6 16.7%	2nd Half: 3-7 42.9%	Game: 30.8%	REBOUNDS
F Throw %	1st Half: 3-4 75.0%	2nd Half: 8-10 80.0%	Game: 78.6%	3

Florida		tot-fg		3-pt		rebounds		pf	tp	a	to	blk	s	min				
##	Player	fg	fga	fg	fga	ft	fta								of	de	tot	
15	Yeguate, Will	f	1	2	0	0	0	0	1	1	1	2	1	2	0	1	17	
24	Prather, Casey	f	6	11	0	0	4	5	0	2	2	2	16	1	1	3	2	30
04	Young, Patric	c	4	7	0	0	2	3	4	6	10	3	10	1	3	0	1	29
05	Wilbekin, Scottie	g	4	9	1	4	1	2	0	3	3	2	10	4	1	0	0	35
20	Frazier, Michael	g	1	5	1	4	0	0	0	5	5	2	3	2	0	0	0	31
00	Hill, Kasey		3	4	0	0	4	4	0	1	1	2	10	0	0	1	2	17
10	Finney-Smith, Dorian		6	10	1	3	3	4	0	3	3	1	16	1	2	0	1	28
23	Walker, Chris		0	0	0	0	0	0	0	1	1	0	0	0	0	1	0	6
25	Walker, DeVon		0	1	0	1	0	0	0	1	1	1	0	1	0	0	0	7
TEAM								1	2	3								
Totals			25	49	3	12	14	18	5	25	30	14	67	11	10	5	7	200

TOTAL FG%	1st Half: 14-25 56.0%	2nd Half: 11-24 45.8%	Game: 51.0%	DEADB
3-Pt. FG%	1st Half: 1-5 20.0%	2nd Half: 2-7 28.6%	Game: 25.0%	REBOUNDS
F Throw %	1st Half: 5-7 71.4%	2nd Half: 9-11 81.8%	Game: 77.8%	2

Technical fouls: Albany-None. Florida-None.
Attendance: 16,074

Score by Periods		1st	2nd	Total
Albany		28	27	55
Florida		34	33	67

(4) Michigan 79, (3) Florida 59

March 31, 2013 • Cowboys Stadium • Arlington, Texas • Regional Final

Michigan		tot-fg		3-pt		rebounds		pf	tp	a	to	blk	s	min				
#	Player	fg	fga	fg	fga	ft	fta								of	de	tot	
01	Robinson III, Glenn	f	3	7	0	0	1	1	2	1	6	0	1	2	1	34		
04	McGary, Mitch	f	5	8	0	0	1	2	2	7	9	4	1	1	2	5	25	
03	Burke, Trey	g	5	16	1	5	4	4	2	6	8	2	15	7	1	0	3	35
10	Hardaway Jr, Tim	g	3	13	1	5	2	3	0	4	4	1	9	5	2	0	0	35
11	Stauskas, Nik	g	7	8	6	6	2	3	0	0	0	0	22	3	2	0	0	31
02	Albrecht, Spike		3	4	1	1	0	0	0	1	1	1	7	1	0	0	3	14
05	Akunne, Eso		0	1	0	0	0	0	0	0	0	0	0	0	0	0	0	2
13	Vogrich, Matt		1	1	1	1	0	0	0	0	0	0	3	0	0	0	1	1
15	Horford, Jon		3	3	0	0	0	1	1	3	4	3	6	0	1	0	0	8
20	Bartelstein, Josh		0	1	0	0	0	0	0	0	0	0	0	0	0	0	0	2
22	McLimans, Blake		0	0	0	0	0	0	0	0	0	0	0	0	0	0	0	2
23	LeVert, Caris		0	1	0	0	0	0	0	1	1	0	0	1	1	1	0	2
32	Persson, Corey		0	1	0	0	0	0	0	0	0	0	0	0	0	0	0	2
44	Bielfeldt, Max		0	0	0	0	0	0	0	0	0	0	0	0	0	0	0	1
52	Morgan, Jordan		0	1	0	0	0	0	2	3	5	1	0	0	1	0	0	6
TEAM								1	1									
Totals			30	65	10	19	9	13	9	26	35	13	79	18	11	5	13	200

TOTAL FG%	1st Half: 19-37 51.4%	2nd Half: 11-28 39.3%	Game: 46.2%	DEADB
3-Pt. FG%	1st Half: 7-11 63.6%	2nd Half: 3-8 37.5%	Game: 52.6%	REBOUNDS
F Throw %	1st Half: 2-3 66.7%	2nd Half: 7-10 70.0%	Game: 69.2%	3

Florida		tot-fg		3-pt		rebounds		pf	tp	a	to	blk	s	min					
#	Player	fg	fga	fg	fga	ft	fta								of	de	tot		
33	Murphy, Erik	f	0	1	0	0	0	4	4	8	1	0	2	3	2	22			
04	Young, Patric	c	4	8	0	0	1	1	6	7	2	8	0	1	1	0	25		
01	Boynton, Kenny	g	4	8	1	3	4	6	0	2	2	0	13	0	1	0	1	33	
03	Rosario, Mike	g	4	9	0	4	1	2	0	2	2	0	9	0	3	0	0	30	
05	Wilbekin, Scottie	g	1	6	0	0	2	2	0	3	3	5	4	7	4	0	4	27	
00	Kurtz, Jacob		0	0	0	0	0	0	1	1	2	0	0	1	0	0	0	1	
11	Ogbueze, Braxton		1	2	0	0	0	0	0	0	0	0	2	0	0	0	0	1	
12	Graham, Dillon		1	1	1	1	0	0	0	0	0	0	0	3	0	0	0	1	
15	Yeguede, Will		5	5	0	0	3	5	2	5	7	1	13	0	0	0	0	1	23
20	Frazier, Michael		0	1	0	0	0	0	0	1	1	2	0	1	0	0	1	15	
24	Prather, Casey		3	5	0	0	1	1	1	1	2	0	7	2	3	0	0	21	
25	Walker, DeVon		0	0	0	0	0	0	0	0	0	0	0	0	0	0	0	1	
TEAM									2	2									
Totals			23	56	2	10	11	17	9	27	36	11	59	13	15	3	7	200	

NCAA TOURNAMENT BOX SCORES

(1) Florida 79, (4) UCLA 68

March 27, 2014 • FedExForum • Memphis, Tenn. • Regional Semifinals

UCLA		tot-fg		3-pt		rebounds							
#	Player	fg	fga	fg	fga	ft	fta	of	de	tot	pf	tp	a
02	Young, Michael	f	2	4	0	0	0	0	1	1	1	4	1
12	Wear, David	f	2	3	2	3	1	2	1	5	6	2	7
24	Wear, Travis	f	6	12	0	3	2	2	0	2	3	14	1
03	Adams, Jordan	g	7	15	1	5	2	3	2	2	4	3	17
04	Powell, Norman	g	3	8	0	1	2	2	1	2	3	4	8
05	Anderson, Kyle	g	4	11	0	1	3	3	2	7	9	3	11
14	LaVine, Zach	2	7	0	3	1	1	0	2	2	1	5	0
20	Alford, Bryce	1	5	0	2	0	0	0	0	0	0	2	2
22	Allen, Noah	0	0	0	0	0	1	0	0	0	0	0	0
23	Parker, Tony	2	3	0	0	0	1	1	2	3	3	4	0
TEAM													
Totals		27	64	3	18	11	15	8	22	30	19	68	12

TOTAL FG%	1st Half: 11-25 44.0%	2nd Half: 16-39 41.0%	Game: 42.2%	DEADB
3-Pt. FG%	1st Half: 2-6 33.3%	2nd Half: 1-12 8.3%	Game: 16.7%	REBOUNDS
F Throw %	1st Half: 6-8 75.0%	2nd Half: 5-7 71.4%	Game: 73.3%	2

Florida		tot-fg		3-pt		rebounds							
#	Player	fg	fga	fg	fga	ft	fta	of	de	tot	pf	tp	a
15	Yeguede, Will	f	4	5	0	0	0	0	7	7	1	8	1
24	Prather, Casey	f	3	5	0	0	6	8	1	2	3	4	12
04	Young, Patric	c	2	4	0	0	0	1	2	3	4	0	2
05	Wilbekin, Scottie	g	5	13	2	8	1	1	0	1	1	0	13
20	Frazier, Michael	g	7	13	5	8	0	0	1	5	6	1	19
00	Hill, Kasey	2	4	0	0	2	2	1	5	6	1	6	10
10	Finney-Smith, Dorian	3	8	1	4	3	4	1	5	6	2	10	2
23	Walker, Chris	3	5	0	0	1	2	3	0	0	3	2	7
25	Walker, DeVon	0	1	0	1	0	0	0	0	0	0	0	0
TEAM													
Totals		29	58	8	21	13	18	10	30	40	15	79	22

TOTAL FG%	1st Half: 13-31 41.9%	2nd Half: 16-27 59.3%	Game: 50.0%	DEADB
3-Pt. FG%	1st Half: 5-13 38.5%	2nd Half: 3-8 37.5%	Game: 38.1%	REBOUNDS
F Throw %	1st Half: 5-9 55.6%	2nd Half: 8-9 88.9%	Game: 72.2%	2,1

Technical fouls: UCLA-None. Florida-Prather, Casey.
Attendance: 14,991

Score by Periods	1st	2nd	Total
UCLA	30	38	68
Florida	36	43	79

(1) Florida 62, (11) Dayton 52

March 29, 2014 • FedExForum • Memphis, Tenn. • Regional Final

Dayton		tot-fg		3-pt		rebounds							
#	Player	fg	fga	fg	fga	ft	fta	of	de	tot	pf	tp	a
05	Oliver, Devin	f	4	9	4	7	0	0	6	6	3	12	0
21	Pierre, Dysawn	f	7	11	2	3	2	2	1	2	3	3	18
35	Kavanaugh, Matt	c	2	5	0	0	2	2	3	5	8	2	6
00	Price, Khari	g	0	2	0	2	0	0	0	1	1	4	0
24	Sibert, Jordan	g	0	3	0	2	0	0	0	0	0	1	0
03	Davis, Kyle	1	3	1	1	0	0	0	0	0	0	3	0
11	Smith, Scoochie	2	4	1	3	0	0	0	0	0	2	5	2
12	Robinson, Jalen	1	1	0	0	0	0	0	0	0	2	2	0
22	Pollard, Kendall	1	5	0	0	0	0	0	1	1	1	2	0
23	Vonderhaar, Brian	0	0	0	0	0	0	0	0	0	0	0	0
40	Scott, Devon	0	0	0	0	0	0	0	1	1	1	0	1
43	Sanford, Vee	1	5	0	0	2	4	0	1	1	0	4	1
50	Wehrli, Bobby	0	0	0	0	0	0	0	0	0	0	0	0
TEAM													
Totals		19	48	8	18	6	8	5	21	26	19	52	11

TOTAL FG%	1st Half: 8-26 30.8%	2nd Half: 11-22 50.0%	Game: 39.6%	DEADB
3-Pt. FG%	1st Half: 4-10 40.0%	2nd Half: 4-8 50.0%	Game: 44.4%	REBOUNDS
F Throw %	1st Half: 4-6 66.7%	2nd Half: 2-2 100%	Game: 75.0%	1,1

Florida		tot-fg		3-pt		rebounds							
#	Player	fg	fga	fg	fga	ft	fta	of	de	tot	pf	tp	a
15	Yeguede, Will	f	1	4	0	1	2	3	2	5	7	2	4
24	Prather, Casey	f	2	5	0	0	2	4	2	5	7	2	6
04	Young, Patric	c	5	9	0	0	2	3	0	6	6	1	12
05	Wilbekin, Scottie	g	6	14	3	5	8	10	0	1	1	0	23
20	Frazier, Michael	g	4	8	2	5	0	0	1	2	2	10	0
00	Hill, Kasey	0	2	0	0	2	2	1	2	3	2	3	1
10	Finney-Smith, Dorian	0	4	0	3	5	6	6	3	9	0	5	2
23	Walker, Chris	0	0	0	0	0	0	0	0	0	1	0	0
25	Walker, DeVon	0	2	0	1	0	0	0	2	2	0	0	0
30	Kurtz, Jacob	0	0	0	0	0	0	0	0	0	0	0	0
TEAM													
Totals		18	48	5	15	21	28	12	25	37	10	62	10

TOTAL FG%	1st Half: 13-27 48.1%	2nd Half: 5-21 23.8%	Game: 37.5%	DEADB
3-Pt. FG%	1st Half: 3-8 37.5%	2nd Half: 2-7 28.6%	Game: 33.3%	REBOUNDS
F Throw %	1st Half: 9-11 81.8%	2nd Half: 12-17 70.6%	Game: 75.0%	3

Technical fouls: Dayton-None. Florida-None.
Attendance: 15,443

Score by Periods	1st	2nd	Total
Dayton	24	28	52
Florida	38	24	62

(7) Connecticut 63, (1) Florida 53

April 5, 2014 • AT&T Stadium • Arlington, Texas • Final Four

UConn		tot-fg		3-pt		rebounds							
#	Player	fg	fga	fg	fga	ft	fta	of	de	tot	pf	tp	a
00	Nolan, Phillip	f	0	1	0	0	1	2	0	1	1	4	1
02	Daniels, DeAndre	f	9	14	2	5	0	0	10	10	3	20	1
05	Giffey, Niels	f	4	7	0	2	3	3	1	4	3	11	0
11	Boatright, Ryan	g	5	9	1	2	2	2	0	6	6	0	13
13	Napier, Shabazz	g	3	6	2	3	4	4	0	3	3	0	12
03	Samuel, Terrence	2	2	0	0	0	0	1	1	0	1	0	0
10	Olander, Tyler	0	1	0	0	0	0	0	0	0	2	0	0
20	Kromah, Lasan	0	1	0	0	0	0	0	0	0	0	0	1
35	Brimah, Amida	1	2	0	0	0	2	1	0	1	4	2	1
TEAM													
Totals		24	43	5	12	10	13	5	23	28	16	63	12

TOTAL FG%	1st Half: 10-21 47.6%	2nd Half: 14-22 63.6%	Game: 55.8%	DEADB
3-Pt. FG%	1st Half: 4-7 57.1%	2nd Half: 1-5 20.0%	Game: 41.7%	REBOUNDS
F Throw %	1st Half: 1-1 100%	2nd Half: 9-12 75.0%	Game: 76.9%	2

Florida		tot-fg		3-pt		rebounds							
#	Player	fg	fga	fg	fga	ft	fta	of	de	tot	pf	tp	a
15	Yeguede, Will	f	0	2	0	1	2	2	1	2	3	2	2
24	Prather, Casey	f	6	10	0	0	3	5	4	2	6	1	15
04	Young, Patric	c	7	13	0	0	5	8	2	3	5	0	19
05	Wilbekin, Scottie	g	2	9	0	3	0	0	1	1	4	1	3
20	Frazier, Michael	g	1	3	1	3	0	0	1	2	3	1	3
00	Hill, Kasey	2	6	0	0	3	4	2	0	2	4	7	0
10	Finney-Smith, Dorian	1	6	0	3	1	1	1	4	5	2	3	1
23	Walker, Chris	0	0	0	0	0	0	0	0	0	0	0	0
25	Walker, DeVon	0	0	0	0	0	0	0	0	0	0	0	0
TEAM													
Totals		19	49	1	10	14	20	12	15	27	14	53	3

TOTAL FG%	1st Half: 8-23 34.8%	2nd Half: 11-26 42.3%	Game: 38.8%	DEADB
3-Pt. FG%	1st Half: 1-7 14.3%	2nd Half: 0-3 0.0%	Game: 10.0%	REBOUNDS
F Throw %	1st Half: 5-9 55.6%	2nd Half: 9-11 81.8%	Game: 70.0%	1

Technical fouls: UConn-None. Florida-None.
Attendance: 79,444

Score by Periods	1st	2nd	Total
UConn	25	38	63
Florida	22	31	53

(4) Florida 80, (13) East Tennessee State 65

March 16, 2017 • Amway Center • Orlando, Fla. • First Round

ETSU		tot-fg		3-pt		rebounds													
##	Player	fg	fga	fg	fga	ft	fta	of	de	tot	pf	tp	a	to	blk	s	min		
12	Mosquera-Perea, H.	f	3	9	0	0	1	2	2	3	5	2	7	0	2	0	2	27	
40	Glass, Tevin	f	4	9	0	0	1	4	7	2	9	1	9	0	1	0	0	27	
00	Cromer, TJ	g	7	13	3	6	2	2	1	1	2	4	19	3	4	0	1	35	
11	Bradford, Desonta	g	2	7	0	3	0	0	0	1	1	3	4	1	2	0	2	32	
13	Merriweather, AJ	g	3	7	2	4	0	0	1	4	5	1	8	2	4	0	2	27	
01	Payne, Devontavious		0	2	0	2	0	0	0	0	0	1	0	0	0	0	0	7	
03	Burrell, David		4	8	3	6	0	0	0	1	1	2	11	0	2	0	1	17	
10	Banks, Isaac		1	3	0	0	0	0	0	0	0	2	2	0	0	0	1	9	
24	Long, Jermaine		1	4	1	3	2	2	1	4	5	3	5	6	2	0	0	19	
TEAM								1		3		4							
Totals		25		62		9		24		6		10		13		19		32	
		19		65		12		17		0		9		200					

NCAA TOURNAMENT BOX SCORES

(4) Florida 65, (5) Virginia 39

March 18, 2017 • Amway Center • Orlando, Fla. • Second Round

Virginia 23-11		tot-fg		3-pt		rebounds		pf		tp		a		to blk		s		min	
##	Player	fg	fga	fg	fga	ft	fta	of	de	tot	pf	tp	a	to	blk	s	min		
25	Diakite, Mamadi	f	4	8	0	0	1	1	4	2	6	4	9	0	1	1	0	29	
32	Perrantes, London	f	2	12	0	4	2	2	0	1	1	0	6	3	4	0	0	32	
33	Salt, Jack	c	4	5	0	0	0	2	8	10	2	8	0	1	1	1	26		
00	Hall, Devon	g	0	3	0	1	0	0	1	0	1	5	0	1	2	0	18		
51	Thompson, Darius	g	3	7	0	2	0	0	1	1	2	2	6	3	1	0	1	35	
04	Shayok, Marial		2	9	1	3	2	2	0	2	2	3	7	0	1	1	1	21	
05	Guy, Kyle		0	4	0	2	0	0	0	1	1	0	0	0	0	0	17		
11	Jerome, Ty		0	4	0	3	0	0	0	5	5	1	0	1	1	0	17		
31	Reuter, Jarred		1	2	0	0	1	2	0	0	0	0	3	0	0	0	1	5	
TEAM								1	3	4									
Totals			16	54	1	15	6	7	9	23	32	17	39	8	11	3	4	200	
TOTAL FG% 1st Half: 8-28 28.6% 2nd Half: 8-26 30.8% Game: 29.6% DEADBALL																			
3-Pt. FG% 1st Half: 1-7 14.3% 2nd Half: 0-8 0.0% Game: 6.7% REBOUNDS																			
F Throw % 1st Half: 0-0 0.0% 2nd Half: 6-7 85.7% Game: 85.7% 0																			

Florida 26-8		tot-fg		3-pt		rebounds													
##	Player	fg	fga	fg	fga	ft	fta	of	de	tot	pf	tp	a	to	blk	s	min		
01	Robinson, Devin	f	5	8	2	4	2	5	0	11	11	0	14	0	1	0	0	31	
23	Leon, Justin	f	4	8	3	6	3	3	1	9	10	2	14	0	0	0	0	25	
13	Hayes, Kevarrus	c	3	3	0	0	1	2	1	1	2	0	7	0	1	0	0	25	
00	Hill, Kasey	g	1	4	0	2	1	2	1	0	1	4	3	2	2	0	1	24	
05	Allen, KeVaughn	g	2	10	0	4	0	0	0	0	0	0	4	1	0	0	1	26	
02	Hester, Eric		0	0	0	0	0	0	0	0	0	0	0	0	0	0	2		
11	Chiozza, Chris		3	8	1	2	0	0	0	4	4	2	7	5	1	0	2	28	
12	Gak, Gorjok		3	3	0	0	0	2	2	0	2	0	6	0	1	0	0	10	
24	Barry, Canyon		1	4	1	2	4	0	1	1	1	1	7	2	1	1	1	17	
25	Stone, Keith		1	2	1	1	0	0	0	0	0	0	3	0	2	0	1	11	
32	Rimmer, Schuyler		0	0	0	0	0	0	0	1	1	1	0	0	0	0	0	1	
TEAM								2	2	4									
Totals			23	50	8	21	11	18	7	29	36	10	65	10	10	1	6	200	
TOTAL FG% 1st Half: 12-27 44.4% 2nd Half: 11-23 47.8% Game: 46.0% DEADBALL																			
3-Pt. FG% 1st Half: 2-9 22.2% 2nd Half: 6-12 50.0% Game: 38.1% REBOUNDS																			
F Throw % 1st Half: 5-5 100% 2nd Half: 6-13 46.2% Game: 61.1% 4,1																			

Officials: Doug Shows, Terry Wymer, Larry Sciroto; Technical fouls: Virginia-None. Florida-None.
Attendance: 17308

Score by Periods	1st	2nd	Total
Virginia	17	22	39
Florida	31	34	65

(7) South Carolina 77, (4) Florida 70

March 24, 2017 • Madison Square Garden • New York, N.Y. • Regional Final

South Carolina 26-10		tot-fg		3-pt		rebounds													
##	Player	fg	fga	fg	fga	ft	fta	of	de	tot	pf	tp	a	to	blk	s	min		
21	Kotsar, Maik	f	6	10	0	0	2	3	0	3	1	12	0	2	0	0	36		
30	Silva, Chris	f	2	5	0	0	9	12	4	5	9	4	13	0	2	1	0	21	
00	Thornwell, Sindarius	g	8	13	1	4	9	10	1	6	7	4	26	1	4	0	2	36	
10	Notice, Duane	g	2	9	0	2	2	4	2	4	6	1	6	3	0	0	0	38	
15	Dozier, PJ	g	7	11	0	2	3	3	0	3	3	2	17	1	2	1	1	36	
02	Gravett, Hassani		0	0	0	0	0	0	0	0	0	0	0	0	0	0	2		
04	Felder, Rakym		0	2	0	1	0	0	0	0	0	3	0	2	1	0	1	15	
20	McKie, Justin		1	3	1	1	0	0	0	2	2	2	3	0	0	0	0	13	
24	Keita, Sedee		0	0	0	0	0	0	1	1	0	0	0	0	0	0	3		
TEAM								1	2	3									
Totals			26	53	2	10	23	31	11	23	34	17	77	7	11	2	4	200	
TOTAL FG%		1st Half: 14-30	46.7%	2nd Half: 12-23		52.2%	Game: 49.1%		DEADBALL										
3-Pt. FG%		1st Half: 2-7	28.6%	2nd Half: 0-3		0.0%	Game: 20.0%		REBOUNDS										
F Throw %		1st Half: 3-3	100%	2nd Half: 20-28		71.4%	Game: 74.2%		6										

Florida 27-9		tot-fg		3-pt		rebounds												
##	Player	fg	fga	fg	fga	ft	fta	of	de	tot	pf	tp	a	to	blk	s	min	
01	Robinson, Devin	f	1	5	1	3	2	2	1	0	1	2	5	1	2	0	22	
23	Leon, Justin	f	7	15	3	9	1	1	3	3	6	1	18	0	1	0	1	29
13	Hayes, Kevarrus	c	3	4	0	0	2	2	3	5	8	2	8	0	1	4	1	31
00	Hill, Kasey	g	4	7	0	0	3	4	0	1	1	3	11	5	4	0	3	31
05	Allen, KeVaughn	g	4	12	2	8	3	3	0	1	1	4	13	1	1	1	0	27
11	Chiozza, Chris		3	10	1	3	2	2	1	2	3	4	9	4	3	0	2	25
12	Gak, Gorjok		0	1	0	0	0	0	1	1	2	0	0	0	0	0	8	
24	Barry, Canyon		2	4	0	2	0	0	0	1	1	3	4	0	1	0	0	20
25	Stone, Keith		1	2	0	1	0	0	0	1	1	2	2	0	1	0	0	7
TEAM								4	3	7				2				
Totals			25	60	7	26	13	14	13	18	31	21	70	11	16	5	7	200
TOTAL FG%		1st Half: 14-25	56.0%	2nd Half: 11-35	31.4%	Game: 41.7%		DEADBALL										
3-Pt. FG%		1st Half: 7-12	58.3%	2nd Half: 0-14	0.0%	Game: 26.9%		REBOUNDS										
F Throw %		1st Half: 5-6	83.3%	2nd Half: 8-8	100%	Game: 92.9%		0										

Officials: Jeff Anderson, Mike Eades, Ron Groover; Technical fouls: South Carolina-None. Florida-None.; Attendance: 20047

Score by Periods	1st	2nd	Total
South Carolina	33	44	77
Florida	40	30	70

(4) Florida 84, (8) Wisconsin 83 (OT)

March 24, 2017 • Madison Square Garden • New York, N.Y. • Regional Semifinals

Wisconsin 29-9		tot-fg		3-pt		rebounds													
##	Player	fg	fga	fg	fga	ft	fta	of	de	tot	pf	tp	a	to	blk	s	min		
10	Hayes, Nigel	f	7 11	1 1	7 14	1 5	6 6	3 22	2 3	0 1	37								
22	Happ, Ethan	f	9 14	0 0	3 4	3 3	6 4	21	4 2	0 1	30								
30	Brown, Vitto	f	3 6	2 4	2 2	0 2	2 5	10	3 0	0 1	26								
03	Showalter, Zak	g	4 6	1 1	5 6	1 6	7 3	14	2 2	0 4	36								
24	Koenig, Bronson	g	4 13	3 9	2 2	0 3	3 4	13	2 3	1 0	41								
00	Trice, D'Mitrik		0 1	0 1	0 0	0 0	0 0	3 0	1 1	0 1	8								
01	Pritzl, Brevin		0 1	0 1	0 0	0 0	0 0	0 0	0 0	0 0	10								
11	Hill, Jordan		0 0	0 0	0 0	0 0	0 0	1 0	0 1	0 4									
21	Iverson, Khalil		1 3	0 0	1 2	3 5	8 3		0 2	1 0	33								
TEAM								3 1	4 2										
Totals			28 55	7 17	20 30	11 25	36 26	83 14	16 2	8 225									
TOTAL FG%		1st Half: 12-23 52.2%				2nd Half: 15-28 53.6%				Game: 50.9%				DEADBALL					
3-Pt. FG%		1st Half: 4-7 57.1%				2nd Half: 3-10 30.0%				Game: 41.2%				REBOUNDS					
F Throw %		1st Half: 4-8 50.0%				2nd Half: 7-8 87.5%				Game: 66.7%				6					

NCAA TOURNAMENT BOX SCORES

(3) Texas Tech 69, (6) Florida 66

March 17, 2018 • American Airlines Center • Dallas, Texas • Second Round

Florida 21-13		tot-fg		3-pt		rebounds												
#	Player	fg	fga	fg	fga	ft	fta	of	de	tot	pf	tp	a	to	blk	s	min	
04	Koulechov, Egor	f	5	13	2	8	0	1	1	3	4	2	12	0	1	0	32	
13	Hayes, Kevarrius	c	2	4	0	0	0	0	3	2	5	3	4	1	0	3	20	
03	Hudson, Jalen	g	8	16	2	5	5	8	1	3	4	3	23	2	1	0	1	32
05	Allen, KeVaughn	g	2	11	1	5	2	2	0	5	5	2	7	4	4	2	0	36
11	Chiozza, Chris	g	4	12	1	3	2	2	1	0	1	4	11	3	1	1	3	27
00	Okauru, Mike		1	2	0	0	0	0	0	3	3	2	2	1	2	0	0	16
12	Gak, Gorjok		0	0	0	0	0	0	2	1	3	0	0	0	1	1	0	5
21	Bassett, Dontay		0	0	0	0	0	0	1	1	2	0	0	0	0	0	0	4
24	Ballard, Deaundrae		0	0	0	0	0	0	0	0	0	0	0	0	0	0	0	3
25	Stone, Keith		3	5	0	1	1	2	3	7	10	2	7	0	0	2	0	25
TEAM									1	1	2							
Totals			25	63	6	22	10	15	13	26	39	18	66	11	11	9	5	200

TOTAL FG%	1st Half: 14-30 46.7%	2nd Half: 11-33 33.3%	Game: 39.7%	DEADB
3-Pt. FG%	1st Half: 4-11 36.4%	2nd Half: 2-11 18.2%	Game: 27.3%	REBOUNDS
F Throw %	1st Half: 1-2 50.0%	2nd Half: 9-13 69.2%	Game: 66.7%	4

Texas Tech 26-9		tot-fg		3-pt		rebounds												
##	Player	fg	fga	fg	fga	ft	fta	of	de	tot	pf	tp	a	to	blk	s	min	
32	Odiase, Norensa	c	0	1	0	0	0	0	0	0	0	0	0	0	0	0	2	
02	Smith, Zhaire	g	8	13	2	3	0	0	3	6	9	2	18	7	1	0	1	37
05	Gray, Justin	g	1	4	0	0	1	2	1	4	5	2	3	0	1	1	0	24
12	Evans, Keenan	g	8	14	3	4	3	5	0	3	3	1	22	1	4	0	0	32
23	Culver, Jarrett	g	5	13	1	4	0	0	2	7	9	3	11	4	0	1	0	35
00	Hamilton IV, Tommy		1	1	0	0	0	0	0	0	0	0	2	0	0	1	0	3
01	Francis, Brandone		1	5	0	2	0	1	1	1	2	1	2	2	1	1	1	11
10	Stevenson, Niem		2	8	0	1	1	2	1	0	1	2	5	2	0	0	1	26
11	Smith, Zach		2	2	0	0	2	3	1	2	3	1	6	1	1	1	1	22
25	Moretti, Davide		0	2	0	1	0	0	0	0	0	2	0	0	0	0	0	8
TEAM									4	3	7							
Totals			28	63	6	15	7	14	13	26	39	14	69	17	8	5	4	200

TOTAL FG%	1st Half: 13-32 40.6%	2nd Half: 15-31 48.4%	Game: 44.4%	DEADB
3-Pt. FG%	1st Half: 4-8 50.0%	2nd Half: 2-7 28.6%	Game: 40.0%	REBOUNDS
F Throw %	1st Half: 2-4 50.0%	2nd Half: 5-10 50.0%	Game: 50.0%	3

Officials: Tony Padilla, Bo Boroski, John Gaffney; Technical fouls: Florida-None. Texas Tech-None.; Attendance: 18642

Score by Periods		1st	2nd	Total
Florida		33	33	66
Texas Tech		32	37	69

(10) Florida 70, (7) Nevada 61

March 21, 2019 • 6:50 p.m. • Wells Fargo Arena • Des Moines, Iowa • First Round

Florida 20-15		tot-fg		3-pt		rebounds		pf		tp		a to blk		s min				
##	Player	fg	fga	fg	fga	ft	fta	of	de	tot	pf	tp	a	to	blk	s	min	
11	Johnson, Keyontae	f	3	14	0	3	4	4	5	5	10	4	10	2	1	0	3	34
13	Hayes, Kevarrius	f	5	6	0	0	6	8	1	2	3	5	16	0	1	3	1	26
02	Nembhard, Andrew	g	4	6	0	0	0	1	0	7	7	2	8	5	2	0	2	38
03	Hudson, Jalen	g	5	13	3	7	2	2	1	2	3	3	15	1	1	1	1	36
05	Allen, KeVaughn	g	3	7	1	5	3	4	0	1	1	2	10	2	1	1	1	31
10	Locke, Noah		1	3	1	3	2	2	0	0	0	0	5	0	0	0	0	21
15	Stokes, Isaiah		1	1	0	0	0	0	1	0	1	0	2	0	2	0	0	3
21	Bassett, Dontay		2	3	0	0	0	1	1	2	3	3	4	0	1	0	0	11
TEAM									1	2	3							
Totals			24	53	5	18	17	22	10	21	31	19	70	10	11	5	8	200

TOTAL FG%	1st Half: 14-29 48.3%	2nd Half: 10-24 41.7%	Game: 45.3%	DEADB
3-Pt. FG%	1st Half: 3-12 25.0%	2nd Half: 2-6 33.3%	Game: 27.8%	REBOUNDS
F Throw %	1st Half: 6-6 100%	2nd Half: 11-16 68.8%	Game: 77.3%	3

Nevada 29-5		tot-fg		3-pt		rebounds													
##	Player	fg	fga	fg	fga	ft	fta	of	de	tot	pf	tp	a	to	blk	s	min		
00	Thurman, Tre'Shawn	f	2	5	0	2	3	4	3	5	8	5	7	1	2	3	0	35	
10	Martin, Caleb	f	5	22	2	11	7	9	4	4	8	4	19	1	6	0	4	38	
11	Martin, Cody	f	8	12	2	5	5	5	1	4	5	4	23	0	2	0	3	40	
15	Porter, Trey	f	1	3	0	0	0	0	2	1	3	2	2	1	0	1	0	14	
24	Caroline, Jordan	f	2	11	0	4	3	7	7	3	10	1	7	0	3	1	0	38	
02	Henson, Corey		0	0	0	0	0	0	0	0	0	0	0	0	0	0	0	2	
21	Brown, Jordan		0	0	0	0	0	0	0	0	0	1	0	0	0	0	0	2	
22	Johnson, Jazz		1	2	1	2	0	0	1	2	3	4	3	1	1	0	0	31	
TEAM									1	2	3								
Totals			19	55	5	24	18	25	19	21	40	21	61	4	14	5	7	199	

TOTAL FG%	1st Half: 10-22 45.5%	2nd Half: 9-33 27.3%	Game: 34.5%	DEADB
3-Pt. FG%	1st Half: 3-6 50.0%	2nd Half: 2-18 11.1%	Game: 20.8%	REBOUNDS
F Throw %	1st Half: 5-6 83.3%	2nd Half: 13-19 68.4%	Game: 72.0%	3

Officials: Tony Greene, Kelly Pfeifer, Joe Lindsay; Technical fouls: Florida-None. Nevada-None.; Attendance:

Score by Periods		1st	2nd	Total
Florida		37	33	70
Nevada		28	33	61

(2) Michigan 64, (10) Florida 49

March 23, 2019 • 5:15 p.m. • Wells Fargo Arena • Des Moines, Iowa • Second Round

Florida 20-16		tot-fg		3-pt		rebounds		of de tot		pf		a to blk		s min				
##	Player	fg	fga	fg	fga	ft	fta	of	de	tot	pf	tp	a	to	blk	s	min	
11	Johnson, Keyontae	f	2	6	1	2	0	0	0	9	9	2	5	0	0	0	34	
13	Hayes, Kevarrius	f	4	7	0	0	0	2	5	7	2	8	1	2	0	1	33	
02	Nembhard, Andrew	g	2	7	1	2	2	2	0	2	2	0	7	8	4	0	3	39
03	Hudson, Jalen	g	4	15	3	10	0	0	1	1	2	3	11	0	1	0	0	34
05	Allen, KeVaughn	g	3	7	2	5	0	0	0	3	3	3	8	2	0	0	1	30
00	Okauru, Mike		0	0	0	0	0	0	0	0	0	0	0	0	0	0	0	+
10	Locke, Noah		3	11	2	7	0	0	1	1	2	2	8	0	0	0	0	23
21	Bassett, Dontay		1	2	0	0	0	0	1	2	3	1	2	0	0	0	0	7
TEAM									1	1								
Totals			19	55	9	26	2	2	5	24	29	13	49	11	9	0	5	200

TOTAL FG%	1st Half: 11-27 40.7%	2nd Half: 8-28 28.6%	Game: 34.5%	DEADB
3-Pt. FG%	1st Half: 6-12 50.0%	2nd Half: 3-14 21.4%	Game: 34.6%	REBOUNDS
F Throw %	1st Half: 0-0 0.0%	2nd Half: 2-2 100%	Game: 100%	0

Michigan 30-6		tot-fg		3-pt		fg fta		rebounds		pf		a to blk		s min					
##	Player	fg	fga	fg	fga	ft	fta	of	de	tot	pf	tp	a	to	blk	s	min		
13	Brazdeikis, Ignas	f	2	8	1	4	0	0	1	2	3	2	5	0	1	1	0	23	
15	Teske, Jon	c	4	7	0	1	0	0	4	6	10	2	8	2	1	0	1	32	
01	Matthews, Charles	g	4	10	0	1	1	3	2	5	7	1	9	1	1	2	2	37	
02	Poole, Jordan	g	5	15	4	9	5	5	0	4	4	0	19	1	2	0	0	34	
03	Simpson, Xavier	g	3	7	1	2	2	3	1	8	9	3	9	3	0	1	0	40	
00	DeJulius, David	0	0	0	0	0	0	0	0	0	0	0	0	0	0	0	0	0+	
04	Livers, Isaiah	4	8	1	4	1	1	1	2	1	3	1	10	0	0	0	1	25	
05	Nunez, Adrien	0	0	0	0	0	0	0	0	0	0	0	0	0	0	0	0	0+	
11	Castleton, Colin	0	0	0	0	0	0	0	0	0	0	0	0	0	0	0	0	1	
23	Johns Jr., Brandon	0	0	0	0	0	0	0	0	0	0	0	0	0	0	0	0	0+	
51	Davis, Austin	0	0	0	0	0	0	0	0	1	1	0	0	0	0	0	0	0+	
55	Brooks, Eli	2	2	0	0	0	0	0	2	2	2	1	4	0	0	0	0	8	
TEAM								1		2	3			2					
Totals		24		57		7		21		9		12		11		31		42	
		10		64		13		10		3		5		202					

NCAA TOURNAMENT BOX SCORES

(15) Oral Roberts 81, (7) Florida 78
March 21, 2021 • 7:45 p.m. • Indiana Farmers Coliseum • Indianapolis, Ind. • Second Round

Oral Roberts 18-10		tot-fg		3-pt		rebounds											
##	Player	fg	fga	fg	fga	ft	fta	of	de	tot	pf	tp	a	to	blk	s	min
00	Obanor, Kevin	f	9	16	4	7	6	9	3	8	11	1	28	0	2	0	40
22	Lacis, Francis	f	1	5	0	4	0	0	2	1	3	2	2	3	1	0	21
02	Thompson, Kareem	g	4	7	1	4	0	0	0	1	1	1	9	1	2	0	34
03	Abmas, Max	g	6	14	2	7	12	12	0	2	2	3	26	7	5	0	40
11	Jurgens, Carlos	g	4	6	1	2	0	1	0	3	3	2	9	1	1	0	35
05	Jones, D'Mauria		0	0	0	0	0	0	0	0	0	0	0	0	0	0	0+
14	Weaver, DeShang		1	6	1	4	0	0	0	0	0	2	3	0	0	0	19
23	Stevens, Sheldon		1	3	1	2	1	1	0	0	0	0	4	0	0	0	11
TEAM								2	2	4					1		
Totals			26	57	10	30	19	23	7	17	24	11	81	12	12	0	200
TOTAL FG%		1st Half: 12-29 41.4%		2nd Half: 14-28 50.0%		Game: 45.6%		DEADBALL									
3-Pt. FG%		1st Half: 5-16 31.3%		2nd Half: 5-14 35.7%		Game: 33.3%		REBOUNDS									
F Throw %		1st Half: 8-11 72.7%		2nd Half: 11-12 91.7%		Game: 82.6%		2									

Florida 15-10		tot-fg		3-pt		rebounds											
##	Player	fg	fga	fg	fga	ft	fta	of	de	tot	pf	tp	a	to	blk	s	min
04	Duruji, Anthony	f	4	6	0	2	0	0	3	2	5	3	8	1	1	0	21
12	Castleton, Colin	f	5	6	0	0	4	4	4	6	10	1	14	0	5	3	29
01	Mann, Tre	g	8	16	3	8	0	1	0	7	7	3	19	4	4	0	37
10	Locke, Noah	g	7	11	3	7	0	0	0	4	4	1	17	0	1	0	31
22	Appleby, Tyree	g	5	11	1	4	3	3	0	2	2	3	14	5	3	0	37
05	Payne, Omar		2	4	0	0	0	0	1	1	2	2	4	1	1	0	11
15	Osifo, Osayi		1	1	0	0	0	1	1	2	3	3	2	1	3	0	16
23	Lewis, Scottie		0	3	0	1	0	0	1	0	1	3	0	0	1	0	18
TEAM								1	2	3					1		
Totals			32	58	7	22	7	9	11	26	37	19	78	12	20	3	200
TOTAL FG%		1st Half: 18-31 58.1%		2nd Half: 14-27 51.9%		Game: 55.2%		DEADBALL									
3-Pt. FG%		1st Half: 4-10 40.0%		2nd Half: 3-12 25.0%		Game: 31.8%		REBOUNDS									
F Throw %		1st Half: 2-3 66.7%		2nd Half: 5-6 83.3%		Game: 77.8%		0									

Officials: Donnie Epley, Deldre Carr, Brian Dorsey; Technical fouls: Oral Roberts-None. Florida-None.; Attendance: 979

Score by Periods	1st	2nd	Total
Oral Roberts	37	44	81
Florida	42	36	78



SEC TOURNAMENT RESULTS

Tournament Appearances: 56 (46-52)
Championships: 4 (2005, 2006, 2007, 2014)
Runner-Up: 6 (1934, 1989, 1994, 2004, 2011, 2013)

1933 – Atlanta Athletic Club, Atlanta, Ga.
 February 26, 1933 – Kentucky 48, Florida 24

1934 – Atlanta Athletic Club, Atlanta, Ga.
 February 24, 1934 – Florida 38, Kentucky 32
 February 25, 1934 – Florida 24, Vanderbilt 23
 February 27, 1934 – Alabama 41, Florida 25 (championship)

1940 – Alumni Memorial Gymnasium, Knoxville, Tenn.
 February 29, 1940 – Tennessee 42, Florida 32

1941 – Jefferson County Armory, Louisville, Ky.
 February 28, 1941 – Florida 48, Vanderbilt 41
 March 1, 1941 – Tennessee 47, Florida 26 (semifinals)

1942 – Jefferson County Armory, Louisville, Ky.
 February 26, 1942 – Kentucky 42, Florida 36

1943-44 – Florida Did Not Participate

1945 – Jefferson County Armory, Louisville, Ky.
 February 28, 1945 – Kentucky 57, Florida 35

1946 – Jefferson County Armory, Louisville, Ky.
 March 1, 1946 – Kentucky 69, Florida 32

1947 – Jefferson County Armory, Louisville, Ky.
 February 28, 1947 – LSU 60, Florida 45

1948 – Jefferson County Armory, Louisville, Ky.
 March 4, 1948 – Kentucky 87, Florida 31

1949 – Jefferson County Armory, Louisville, Ky.
 March 3, 1949 – Kentucky 73, Florida 36

1950 – Jefferson County Armory, Louisville, Ky.
 March 2, 1950 – LSU 66, Florida 57

1951 – Jefferson County Armory, Louisville, Ky.
 March 1, 1951 – Tulane 66, Florida 62

1952 – Jefferson County Armory, Louisville, Ky.
 February 29, 1952 – Florida 66, Vanderbilt 63
 March 1, 1952 – LSU 77, Florida 69 (semifinals)

1953-78 – No Tournament Held

1979 – Birmingham Coliseum, Birmingham, Ala.
 February 28, 1979 – Alabama 81, Florida 64

1980 – Birmingham Coliseum, Birmingham, Ala.
 February 27, 1980 – Florida 72, Vanderbilt 71
 February 28, 1980 – LSU 95, Florida 82

1981 – Birmingham Coliseum, Birmingham, Ala.
 March 4, 1981 – Florida 50, Auburn 48 (OT)
 March 5, 1981 – LSU 85, Florida 73

1982 – Rupp Arena, Lexington, Ky.
 March 3, 1982 – Vanderbilt 47, Florida 46 (2 OT)

1983 – Birmingham Coliseum, Birmingham, Ala.
 March 7, 1983 – Tennessee 78, Florida 62

1984 – Memorial Gymnasium, Nashville, Tenn.
 March 8, 1984 – Tennessee 80, Florida 74 (OT)

1985 – Birmingham Coliseum, Birmingham, Ala.
 March 7, 1985 – Florida 58, Kentucky 55
 March 8, 1985 – Auburn 43, Florida 42 (semifinals)

1986 – Rupp Arena, Lexington, Ky.
 March 6, 1986 – LSU 72, Florida 66

1987 – The Omni in Atlanta, Ga.
 March 6, 1987 – LSU 72, Florida 66

1988 – LSU Assembly Center, Baton Rouge, La.
 March 11, 1988 – Florida 67, Tennessee 60
 March 12, 1988 – Georgia 72, Florida 70 (semifinals)

1989 – Thompson-Boling Arena, Knoxville, Tenn.
 March 10, 1989 – Florida 62, Georgia 61
 March 11, 1989 – Florida 76, Tennessee 71 (semifinals)
 March 12, 1989 – Alabama 72, Florida 60 (championship)

1990 – Orlando Arena, Orlando, Fla.
 March 8, 1990 – Vanderbilt 68, Florida 58

1991 – Memorial Gym in Nashville, Tenn.
 March 8, 1991 – Alabama 71, Florida 65

1992 – Birmingham-Jefferson Civic Center, Birmingham, Ala.
 March 13, 1992 – Alabama 62, Florida 60

1993 – Rupp Arena, Lexington, Ky.
 March 11, 1993 – Mississippi 67, Florida 62

1994 – The Pyramid, Memphis, Tenn.
 March 11, 1994 – Florida 84, South Carolina 57
 March 12, 1994 – Florida 68, Alabama 52 (semifinals)
 March 13, 1994 – Kentucky 73, Florida 60 (championship)

1995 – The Georgia Dome, Atlanta, Ga.
 March 9, 1995 – Florida 63, Mississippi 59
 March 10, 1995 – Florida 80, Mississippi State 64
 March 11, 1995 – Kentucky 86, Florida 72 (semifinals)

1996 – The Louisiana Superdome, New Orleans, La.
 March 7, 1996 – Florida 75, Ole Miss 62
 March 8, 1996 – Kentucky 100, Florida 76

1997 – The Pyramid, Memphis, Tenn.
 March 6, 1997 – Alabama 80, Florida 66

1998 – The Georgia Dome, Atlanta, Ga.
 March 5, 1998 – Florida 68, Auburn 64
 March 6, 1998 – South Carolina 71, Florida 60

1999 – The Georgia Dome, Atlanta, Ga.
 March 4, 1999 – Florida 97, LSU 75
 March 5, 1999 – Arkansas 75, Florida 74

2000 – The Georgia Dome, Atlanta, Ga.
 March 9, 2000 – Florida 89, Ole Miss 67
 March 10, 2000 – Auburn 78, Florida 70

2001 – Gaylord Entertainment Center, Nashville, Tenn.
 March 9, 2001 – Florida 69, Alabama 61
 March 10, 2001 – Ole Miss 74, Florida 69 (semifinals)

2002 – The Georgia Dome, Atlanta, Ga.
 March 7, 2002 – Florida 81, Auburn 63
 March 8, 2002 – Mississippi State 62, Florida 52

2003 – The Louisiana Superdome, New Orleans, La.
 March 14, 2003 – LSU 65, Florida 61

2004 – The Georgia Dome, Atlanta, Ga.
 March 12, 2004 – Florida 75, Alabama 73 (OT)
 March 13, 2004 – Florida 91, Vanderbilt 69 (semifinals)
 March 14, 2004 – Kentucky 89, Florida 73 (championship)

2005 – The Georgia Dome, Atlanta, Ga.
 March 11, 2005 – Florida 80, Mississippi State 64
 March 12, 2005 – Florida 68, Alabama 62 (semifinals)
 March 13, 2005 – Florida 70, Kentucky 53 (championship)

2006 – Gaylord Entertainment Center, Nashville, Tenn.
 March 10, 2006 – Florida 74, Arkansas 71
 March 11, 2006 – Florida 81, LSU 65 (semifinals)
 March 12, 2006 – Florida 49, South Carolina 47 (championship)

2007 – The Georgia Dome, Atlanta, Ga.
 March 11, 2007 – Florida 74, Georgia 57
 March 12, 2007 – Florida 80, Ole Miss 59 (semifinals)
 March 13, 2007 – Florida 77, Arkansas 56 (championship)

2008 – The Georgia Dome, Atlanta, Ga.
 March 13, 2008 – Alabama 80, Florida 69

2009 – St. Pete Times Forum, Tampa, Fla.
 March 12, 2009 – Florida 73, Arkansas 58
 March 13, 2009 – Auburn 68, Florida 65

2010 – Bridgestone Arena, Nashville, Tenn.
 March 11, 2010 – Florida 78, Auburn 69
 March 12, 2010 – Mississippi State 75, Florida 69

2011 – Georgia Dome, Atlanta, Ga.
 March 11, 2011 – Florida 85, Tennessee 74
 March 12, 2011 – Florida 77, Vanderbilt 66 (semifinals)
 March 13, 2011 – Kentucky 70, Florida 54 (championship)

2012 – New Orleans Arena, New Orleans, La.
 March 9, 2012 – Florida 66, Alabama 63
 March 10, 2012 – Kentucky 74, Florida 71 (semifinals)

2013 – Bridgestone Arena, Nashville, Tenn.
 March 15, 2013 – Florida 80, LSU 58
 March 16, 2013 – Florida 61, Alabama 51 (semifinals)
 March 17, 2013 – Ole Miss 66, Florida 63 (championship)

2014 – Georgia Dome, Atlanta, Ga.
 March 14, 2014 – Florida 72, Missouri 49
 March 15, 2014 – Florida 56, Tennessee 49 (semifinals)
 March 16, 2014 – Florida 61, Kentucky, 60 (championship)

2015 – Bridgestone Arena, Nashville, Tenn.
 March 12, 2015 – Florida 69, Alabama 61
 March 13, 2015 – Kentucky 64, Florida 49

2016 – Bridgestone Arena, Nashville, Tenn.
 March 10, 2016 – Florida 68, Arkansas 61
 March 11, 2016 – Texas A&M 72, Florida 66

2017 – Bridgestone Arena, Nashville, Tenn.
 March 10, 2017 – Vanderbilt 72, Florida 62 (OT)

2018 – Scottrade Center, St. Louis, Mo.
 March 9, 2018 – Arkansas 80, Florida 72

2019 – Bridgestone Arena, Nashville, Tenn.
 March 14, 2019 – Florida 66, Arkansas 50
 March 15, 2019 – Florida 76, LSU 73
 March 16, 2019 – Auburn 65, Florida 62 (semifinals)

2020 – Bridgestone Arena, Nashville, Tenn.
 March 12, 2020 – Cancelled due to COVID-19 (vs. Georgia)

2021 – Bridgestone Arena, Nashville, Tenn.
 March 11, 2021 – Florida 69, Vanderbilt 63
 March 12, 2021 – Tennessee 78, Florida 66

2022 – Amalie Arena, Tampa, Fla.
 March 10, 2022 – Texas A&M 83, Florida 80 (OT)



SEC TOURNAMENT RECORDS

Florida Individual (Game)

Points: 35, Anthony Roberson, March 12, 2004 vs. Vanderbilt
Rebounds: 17, David Lee, March 13, 2005 vs. Kentucky
Assists: 8, Andrew Nembhard, March 14, 2019 vs. Arkansas; Eddie Shannon, March 4, 1999 vs. LSU; Eddie Shannon, March 5, 1998 vs. Auburn
Field Goals Made: 13, Kenyan Weaks, March 5, 1998 vs. Auburn
Field Goals Attempted: 23, Vernon Maxwell, March 6, 1986 vs. LSU
Free Throws Made: 11, Reggie Hannah, Feb. 28, 1980 vs. LSU
Free Throws Attempted: 14, Udonis Haslem, March 5, 1999 vs. Arkansas
3-Pt Made: 8, Greg Stolt, March 4, 1999 vs. LSU
3-Pt Attempted: 16, Anthony Roberson, March 12, 2004 vs. Alabama
Steals: 6, Taurean Green, March 11, 2006 vs. LSU
Turnovers: 8, Taurean Green, March 12, 2006 vs. South Carolina
Blocks: 7, Dwayne Schintzius, March 10, 1989 vs. Georgia
Minutes: 49, Ronnie Williams, March 3, 1982 vs. Vanderbilt
FG Pct (Min 5 Attempts): 1.000, (7-7) Udonis Haslem, March 7, 2002 vs. Auburn; (5-5), Greg Williams, March 10, 1995 vs. Mississippi State

Florida Individual (Tournament)

Games: 3, many players, 1989, '94, '95, 2004, '05, '06, '11, '13, '14, '19
Points: 70, Livingston Chatman (3 games), 1989
Rebounds: 37, Dwayne Schintzius (3 games), 1989
Assists: 19, Andrew Nembhard (3 games), 2019
Field Goals Made: 27, Livingston Chatman (3 games), 1989
Field Goals Attempted: 42, Livingston Chatman (3 games), 1989
3-Pt Made: 14, Anthony Roberson (3 games), 2004
3-Pt Attempted: 35, Anthony Roberson (3 games), 2004
Turnovers: 13, Taurean Green (3 games), 2006; Livingston Chatman (3 games), 1989
Steals: 10, Scottie Wilbekin (3 games), 2014
Blocks: 18, Dwayne Schintzius (3 games), 1989
FG Pct (Min. 5 Att.): .846 (11-of-13), Mark Giombetti (2 games), 1981

Florida Individual (Career)

Games: 13, Lee Humphrey and Chris Richard (2004-07)
Points: 153, Dametri Hill (11 games), 1993-96
Rebounds: 68, Al Horford (9 games), 2005-07; Dametri Hill (11 games), 1993-96
Assists: 31, Scottie Wilbekin (11 games), 2011-14; Kenny Boynton (10 games), 2010-13; Eddie Shannon (7 games), 1996-99
Field Goals Made: 60, Dametri Hill (11 games), 1993-96
Field Goals Attempted: 117, Kenny Boynton (10 games), 2010-13
3-Pt Made: 24, Kenny Boynton (10 games), 2010-13
3-Pt Attempted: 67, Kenny Boynton (10 games), 2010-13
Steals: 19, Scottie Wilbekin (11 games), 2011-14
Blocks: 23, Dwayne Schintzius (6 games), 1987-89
Minutes: 313, Dan Cross (8 games), 1992-95
Pts Avg: 19.8, Ronnie Williams (5 games), 1981-84
Reb Avg: 9.5, Stacey Poole (4 games), 1990-93
FG Pct (Min 20 Attempts): .639 (23-36) Jason Anderson (7 games), 1993-96; (23-36) Dwayne Davis (6 games), 1988-91

Florida Team (Game)

Points: 97, March 4, 1999 vs. LSU
Rebounds: 48, March 13, 2005 vs. Kentucky
Assists: 22, March 13, 2011 vs. Kentucky
Field Goals Made: 33, 3x, last on March 9, 2000 vs. Ole Miss
Field Goals Attempted: 71, March 10, 2000 vs. Auburn
Free Throws Made: 26, March 12, 1988 vs. Georgia
Free Throws Attempted: 37, March 11, 2011 vs. Tennessee
3-Pt Made: 17, March 4, 1999 vs. LSU
3-Pt Attempted: 36, March 12, 2004 vs. Alabama; March 4, 1999 vs. LSU
Steals: 13, March 12, 1994 vs. Kentucky
Turnovers: 24, March 8, 1996 vs. Kentucky; Feb. 28, 1979 vs. Alabama
Blocks: 8, 3x, last on March 12, 1989 vs. Alabama
FG Pct: .647, (22-34), March 4, 1981 vs. Auburn
Worst FG Pct.: .313, (20-64), March 3, 2002 vs. Mississippi State

Florida Team (Tournament)

Games: 3, 1989, '94, '95, 2004, '05, '06, '07, '11, '13, '14
Points: 239 (3 games), 2004
Rebounds: 122 (3 games), 2005
Assists: 50 (3 games), 2011
Field Goals Made: 82 (3 games), 1994, 2004
Field Goals Attempted: 178 (3 games), 1994
3-Pt Made: 31 (3 games), 2004
3-Pt Attempted: 80 (3 games), 2004
Turnovers: 52 (3 games), 1994
Steals: 31 (3 games), 1994
Blocks: 22 (3 games), 1989
FG Pct: .588 (50-of-85) (2 games), 1981
Worst FG Pct: .348 (23-66) (1 game), 1993

Opponent Individual (Game)

Points: 33, Dusty Hannahs, Arkansas, March 10, 2016
Rebounds: 20, John Williams, LSU, March 6, 1986
Assists: 9, Reggie King, Alabama, Feb. 28, 1979
Field Goals Made: 12, Dusty Hannahs, Arkansas, March 10, 2016; Chuck Person, Auburn, March 8, 1985; Tony White, Tennessee, March 8, 1984
Field Goals Attempted: 23, Dusty Hannahs, Arkansas, March 10, 2016
Free Throws Made: 12, Willie Burton, Tennessee, March 8, 1984
Free Throws Attempted: 14, Willie Burton, Tennessee, March 8, 1984
3-Pt Made: 8, Mykal Riley, Alabama, March 13, 2008
3-Pt Attempted: 16, Earnest Shelton, Alabama, March 12, 2004
Turnovers: 8, Doc Robinson, Auburn, March 5, 1998
Steals: 7, Clarence Swearengen, Tennessee, March 11, 1988
Blocks: 5, Mark Pope, Kentucky, March 11, 1995; Jarrell Evans, Ole Miss, March 11, 1993
Minutes: 47, Phil Cox, Vanderbilt, March 3, 1982
FG Pct. (Min 5 Attempts): 1.000 (7-7) Robert Scott, Alabama, Feb. 28, 1979

Opponent Team (Game)

Points: 100, Kentucky, March 8, 1996
Rebounds: 50, Alabama, Feb. 28, 1979
Assists: 23, Kentucky, March 8, 1996
Field Goals Made: 39, LSU, Feb. 28, 1980
Field Goals Attempted: 71, Tennessee, March 11, 1989
Free Throws Made: 32, Auburn, March 10, 2000
Free Throws Attempted: 44, Auburn, March 10, 2000
3-Pt Made: 14, Alabama, March 6, 1997
3-Pt Attempted: 33, Vanderbilt, March 12, 2011
Turnovers: 24, Alabama, March 12, 1994
Steals: 13, Georgia, March 10, 1989; LSU, March 6, 1987
Blocks: 11, Kentucky, March 11, 1995
FG Pct: .609 (39-64), LSU, Feb. 28, 1980
Worst FG Pct: .300, (18-60), South Carolina, March 12, 2006

Career Leaders

Points:
 153, Dametri Hill (11 games), 1993-96
 135, Kenny Boynton (10 games), 2010-13
 121, Corey Brewer (9 games), 2005-07
 117, Anthony Roberson (7 games), 2003-05
 108, Matt Walsh (7 games), 2003-05
 105, Udonis Haslem (8 games), 1998-2002

Rebounds:

68, Al Horford (9 games), 2005-07
 68, Dametri Hill (11 games), 1993-96
 65, Patric Young (11 games), 2011-14
 63, David Lee (9 games), 2002-05
 62, Andrew DeClercq (8 games), 1992-95
 55, Dwayne Davis (6 games), 1988-91

Assists:

31, Scottie Wilbekin (11 games), 2011-14
 31, Kenny Boynton (10 games), 2010-13
 31, Eddie Shannon (7 games), 1996-99
 29, Taurean Green (9 games), 2005-07
 28, Greg Williams (9 games), 1994-97
 26, Erving Walker (9 games), 2009-12



REGULAR SEASON TOURNAMENTS

1951-52 - Gator Bowl Tournament in Jacksonville, Fla.

December 27, 1951 - Florida 73, Clemson 62
December 28, 1951 - Florida 62, Georgia 47
December 29, 1951 - Florida 61, Florida State 51*

1952-53 - Gator Bowl Tournament in Jacksonville, Fla.

December 29, 1952 - Florida 68, Georgia 60
December 30, 1952 - Florida 73, Georgia State Teachers 61*

1953-54 - Gator Bowl Tournament in Jacksonville, Fla.

December, 1953 - Georgia State Teachers 99, Florida 86
December, 1953 - Florida 63, Georgia Tech 59+

1954-55 - Gator Bowl Tournament in Jacksonville, Fla.

December, 1954 - Florida 82, Florida State 79
December, 1954 - Spring Hill 66, Florida 60*

1955-56 - All-American City Tournament in Owensboro, Ky.

December 18, 1955 - Florida 98, Pittsburgh 72
December 29, 1955 - Evansville 85, Florida 69
December 30, 1955 - Kentucky Wesleyan 73, Florida 65

1956-57 - Carrousel Tournament in Charlotte, N.C.

December 17, 1956 - Florida 97, Muhlenberg 90
December 18, 1956 - Wake Forest 90, Florida 53
December 19, 1956 - Florida 88, St. Joseph's 72

Gator Bowl Tournament in Jacksonville, Fla.

December 27, 1956 - South Carolina 77, Florida 71
December 28, 1956 - Florida 105, Clemson 71+

1957-58 - Gator Bowl Tournament in Jacksonville, Fla.

December 30, 1957 - Florida 76, Clemson 64
December 31, 1957 - Florida 76, Georgia 63*

1958-59 - Gator Bowl Tournament in Jacksonville, Fla.

December 29, 1958 - Ole Miss, 71, Florida 47
December 30, 1958 - Florida 58, Georgia 55+

1959-60 - Hurricane Classic in Miami, Fla.

December 28, 1959 - Xavier 86, Florida 74
December 29, 1959 - Brigham Young 74, Florida 65+

1960-61 - Gator Bowl Tournament in Jacksonville, Fla.

December 28, 1960 - Florida 82, Jacksonville 68
December 29, 1960 - Navy 69, Florida 62
December 30, 1960 - Florida 73, Georgia 58

1961-62 - Gator Bowl Tournament in Jacksonville, Fla.

December 28, 1961 - Florida 68, Navy 63
December 29, 1961 - Virginia Tech 78, Florida 69*

1962-63 - Gator Bowl Tournament in Jacksonville, Fla.

December 27, 1962 - Florida 66, Rice 57
December 28, 1962 - Georgia Tech 63, Florida 61*

1963-64 - Gator Bowl Tournament in Jacksonville, Fla.

December 26, 1963 - Florida 100, Manhattan 75
December 27, 1963 - Florida 74, Air Force 68*

1964-65 - Gator Bowl Tournament in Jacksonville, Fla.

December 29, 1964 - Florida 82, Wake Forest 65
December 30, 1964 - Florida 62, Texas 49*

1965-66 - Gator Bowl Tournament in Jacksonville, Fla.

December 29, 1965 - Florida 72, DePaul 64
December 30, 1965 - Penn State 54, Florida 52*

1966-67 - Gator Bowl Tournament in Jacksonville, Fla.

December 28, 1966 - Florida 78, Georgia 64
December 29, 1966 - Florida 92, Virginia Tech 73*

1967-68 - Gator Bowl Tournament in Jacksonville, Fla.

December 27, 1967 - St. Joseph's 89, Florida 69
December 28, 1967 - Mississippi State 66, Florida 65+

1968-69 - Gator Bowl Tournament in Jacksonville, Fla.

December 26, 1968 - Northwestern 76, Florida 72
December 27, 1968 - Florida 82, Georgia 77+

1969-70 - Sunshine Classic in Jacksonville, Fla.

December 1, 1969 - Morehead State 82, Florida 73
December 2, 1969 - Florida 68, East Tennessee 49+

Gator Bowl Tournament in Jacksonville, Fla.

December 29, 1969 - Florida 48, Virginia Tech 45
December 30, 1969 - Florida State 88, Florida 48*

1970-71 - Gator Bowl Tournament in Jacksonville, Fla.

December 28, 1970 - Georgia Tech 69, Florida 58
December 29, 1970 - Bradley 70, Florida 65+

1971-72 - Gator Bowl Tournament in Jacksonville, Fla.

December 28, 1971 - Florida 87, Columbia 47
December 29, 1971 - Illinois 76, Florida 75*

1972-73 - Gator Bowl Tournament in Jacksonville, Fla.

December 26, 1972 - Rutgers 81, Florida 79
December 27, 1972 - Miami of Ohio 88, Florida 72+

1973-74 - Gator Bowl Tournament in Jacksonville, Fla.

December 26, 1973 - Florida 74, Jacksonville 62
December 27, 1973 - Florida 77, Duke 60*

1974-75 - Rainbow Classic in Honolulu, Hawaii

December 27, 1974 - Indiana 98, Florida 84
December 28, 1974 - Penn 100, Florida 88
December 30, 1974 - San Jose State 83, Florida 80

1975-76 - Gator Bowl Tournament in Jacksonville, Fla.

December 26, 1975 - Florida 65, Jacksonville 64
December 27, 1975 - Wake Forest 78, Florida 75 (OT)*

1976-77 - Big Sun Tournament in St. Petersburg, Fla.

December 17, 1976 - Florida 70, South Florida 53
December 18, 1976 - Florida 84, Memphis State 83*

Gator Bowl Tournament in Jacksonville, FL

December 29, 1976 - Florida 99, Jacksonville 87
December 30, 1976 - Florida 101, Holy Cross 85*

1977-78 - Vermont Classic in Burlington, Vt.

December 22, 1977 - Florida 70, George Washington 63
December 22, 1977 - Florida 93, Vermont 67*

Gator Bowl Tournament in Jacksonville, Fla.

December 27, 1977 - Florida 88, Bonaventure 75
December 28, 1977 - Indiana 73, Florida 60*

1978-79 - Industrial National Classic in Providence, R.I.

December 15, 1978 - Florida 109, Fairfield 99 (OT)
December 16, 1978 - Florida 79, Providence 63*

Gator Bowl Tournament in Jacksonville, Fla.

December 26, 1978 - Florida 89, Massachusetts 65
December 27, 1978 - Jacksonville 60, Florida 59

1979-80 - Gator Bowl Tournament in Jacksonville, Fla.

December 26, 1979 - Florida 63, Iowa State 59
December 27, 1979 - Jacksonville 61, Florida 55*

1980-81 - Gator Bowl Tournament in Jacksonville, Fla.

December 26, 1980 - Florida 65, Jacksonville 59
December 27, 1980 - Purdue 95, Florida 87*

1981-82 - Florida Four Tournament in Jacksonville, Fla.

December 4, 1981 - South Florida 58, Florida 56
December 5, 1981 - Florida 84, Jacksonville 73+

Cabrillo Classic in San Diego, Calif.

December 29, 1981 - Temple 85, Florida 81
December 30, 1981 - Baylor 72, Florida 71+

1982-83 - Great Alaska Shootout in Anchorage, Alaska

November 26, 1982 - Louisville 80, Florida 63
November 27, 1982 - Florida 72, Alaska-Anchorage 52
November 28, 1982 - Illinois 68, Florida 55

Florida Four Tournament in Gainesville, Fla.

December 10, 1982 - Florida 104, Jacksonville 78
December 11, 1982 - South Florida 77, Florida 73*

Gator Bowl Tournament in Jacksonville, Fla.

December 28, 1982 - Florida 82, Penn State 60
December 29, 1982 - Florida 56, Jacksonville 47*

1983-84 - Sugar Bowl Classic in New Orleans, La.

December 28, 1983 - SW Louisiana 74, Florida 65
December 29, 1983 - Florida 65, Tulane 53+

1984-85 - Hoosier Classic in Indianapolis, Ind.

December 29, 1984 - Florida 87, Arizona State 73
December 30, 1984 - Indiana 80, Florida 63*

1985-86 - Rebel Roundup in Las Vegas, Nev.

December 21, 1985 - Iona 71, Florida 70
December 22, 1985 - San Diego State 63, Florida 62

1986-87 - Gator Bowl Tournament in Jacksonville, Fla.

December 19, 1986 - Florida 82, Virginia Tech 60
December 20, 1986 - Florida 82, Ohio State 72*

Rainbow Classic in Honolulu, Hawaii

December 27, 1986 - California 83, Florida 80
December 29, 1986 - Florida 115, Hawaii 83
December 30, 1986 - Ohio State 88, Florida 84

1987-88 - Preseason Big Apple NIT - Finals in New York, N.Y.

November 21, 1987 - Florida 82, Jacksonville 52
November 23, 1987 - Florida 80, Georgia Tech 69
November 27, 1987 - Florida 96, Iowa State 89
November 28, 1987 - Florida 70, Seton Hall 68*

Fiesta Bowl Classic in Tucson, Ariz.

December 29, 1987 - Duke 93, Florida 70
December 30, 1987 - Florida 83, Michigan State 59

1988-89 - Great Alaska Shootout in Anchorage, Alaska

November 25, 1988 - California 73, Florida 58
November 26, 1988 - Florida 83, Alaska-Anchorage 72
November 27, 1988 - Florida 77, Utah 68

1988-89 - ECAC Holiday Festival in New York, N.Y.

December 27, 1988 - Ohio State 93, Florida 68
December 29, 1988 - Florida 59, Fordham 52



REGULAR SEASON TOURNAMENTS

1989-90 - Sugar Bowl Classic in New Orleans, La.

December 27, 1989 - Florida 69, New Orleans 64
December 28, 1989 - LaSalle 76, Florida 69

1990-91 - Carrier Classic in Syracuse, N.Y.

December 7, 1990 - UNC Charlotte 94, Florida 92
December 8, 1990 - Florida 92, Alaska-Anchorage 81

1991-92 - Red Lobster Classic in Orlando, Fla.

December 28, 1991 - Virginia Tech 79, Florida 57
December 30, 1991 - Brigham Young 79, Florida 73

1992-93 - The Milk Challenge in Orlando, Fla.

December 19, 1992 - Temple 67, Florida 62
December 20, 1992 - Florida 70, UNC Charlotte 69

1992-93 - Sun Carnival Classic in El Paso, Texas

December 28, 1992 - Purdue 67, Florida 63
December 29, 1992 - Florida 86, Austin Peay 62

1993-94 - Rainbow Classic in Honolulu, Hawaii

December 28, 1993 - Florida 74, Oklahoma State 69
December 29, 1993 - Louisville 83, Florida 68 (Semifinals)
December 30, 1993 - Florida 66, Evansville 63 (3rd Place Game)

1995-96 - Franklin Bank/Children's Charities Classic in Lander, Md.

December 2, 1995 - Florida 75, George Washington 66
December 3, 1995 - UMass 80, Florida 58*

All-College Tournament in Oklahoma City, Okla.

December 29, 1995 - Florida 71, Louisiana Tech 56
December 30, 1995 - Florida 76, Oklahoma 72 (OT)*

1996-97 - San Juan Shootout in Caguas, Puerto Rico

Nov. 29, 1996 - Creighton 74, Florida 73
Nov. 30, 1996 - Florida 93, Puerto Rico 63
Dec. 1, 1996 - Delaware 88, Florida 78

1996-97 - Fiesta Bowl Classic in Tucson, Ariz.

Dec. 28, 1996 - Pennsylvania 71, Florida 63
Dec. 30, 1996 - Florida 106, Robert Morris 69

1999-2000 - Maui Invitational in Maui, Hawaii

Nov. 22, 1999 - Florida 60, Utah State 58
Nov. 23, 1999 - Purdue 79, Florida 68
Nov. 24, 1999 - Florida 72, Georgetown 62+

2001-02 - IKON Coaches vs. Cancer Classic in New York, N.Y.

Nov. 8, 2001 - Florida 72, Temple 64
Nov. 9, 2001 - Arizona 75, Florida 71*

2002-03 - Owens Corning Preseason NIT in New York, N.Y.

Nov. 27, 2002 - Stanford 69, Florida 65
Nov. 29, 2002 - Florida 83, Kansas 73+

2005-06 - Coaches vs. Cancer Classic in New York, N.Y.

Nov. 17, 2005 - Florida 77, Wake Forest 72
Nov. 18, 2005 - Florida 75, Syracuse 70*

2008-09 O'Reilly Auto Parts CBE Classic in Kansas City, Mo.

Nov. 24, 2008 - Syracuse 89, Florida 83
Nov. 25, 2008 - Florida 86, Washington 84+

2009-10 - Legends Classic in Atlantic City, N.J.

Nov. 27, 2009 - Florida 77, Michigan State 74
Nov. 28, 2009 - Florida 73, Rutgers 58*

2014-15 - Battle 4 Atlantis in Paradise Island, Bahamas

Nov. 26, 2014 - Georgetown 66, Florida 65 (OT)
Nov. 27, 2014 - Florida 56, UAB 47
Nov. 28, 2014 - North Carolina 75, Florida 64

2015-16 - Hall of Fame Tip-Off Tournament in Uncasville, Conn.

Nov. 21, 2015 - Florida 74, Saint Joseph's 63
Nov. 22, 2015 - Purdue 85, Florida 70*

2016-17 - AdvoCare Invitational in Orlando, Fla.

Nov. 24, 2016 - Florida 81, Seton Hall 76
Nov. 25, 2016 - Gonzaga 77, Florida 72
Nov. 27, 2016 - Florida 65, Miami 56+

2017-18 - Phil Knight Invitational (PK80) in Portland, Ore.

Nov. 23, 2017 - Florida 108, Stanford 87
Nov. 24, 2017 - Florida 111, Gonzaga 105 (2OT)
Nov. 26, 2017 - Duke 87, Florida 84*

2018-19 - Battle 4 Atlantis in Paradise Island, Bahamas

Nov. 21, 2018 - Oklahoma 65, Florida 60
Nov. 22, 2018 - Florida 72, Stanford 49
Nov. 23, 2018 - Butler 61, Florida 54

2019-20 - Charleston Classic in Charleston, S.C.

Nov. 21, 2019 - Florida 70, Saint Joseph's 62
Nov. 22, 2019 - Florida 78, Miami 58
Nov. 24, 2019 - Florida 70, Xavier 65*

2020-21 - Basketball HOF Bubbleville in Uncasville, Conn.

Dec. 2, 2020 - Florida 76, Army 69
Dec. 3, 2020 - Florida 90, Boston College 70

2021-22 - Fort Myers Tip-Off in Fort Myers, Fla.

Nov. 22, 2021 - Florida 80, California 60
Nov. 24, 2021 - Florida 71, Ohio State 68*

+Consolation Game; *Championship Game

Note: Some events have one or more attached home games as part of the exempt event, but only games at event site are listed here.



CAREER STATISTICS

	G	GS	FG	FGA	FG%	3FG	3FGA	3PT%	FT	FTA	FT%	O-REB	D-REB	REB	AVG	PF	DQ	PTS	AVG	A	TO	BS	ST	MIN
Aaron, Patrick	28	0	21	44	.477	3	7	.429	10	19	.526	13	17	30	1.1	17	0	55	1.9	11	10	0	8	158
Abukar, Mohamed	37	0	42	114	.368	23	78	.295	9	13	.692	21	51	72	1.9	34	0	116	3.1	26	29	13	8	474
Adamson, John	19	2	16	35	.457	-	-	10	19	.526	-	-	23	2.1	19	0	42	2.2	5	15	1	2	117	
Agee, Robert	54	-	50	149	.336	-	-	-	45	57	.789	-	-	102	1.9	62	0	145	2.7	20	-	-	-	-
Aldridge, Mike	11	0	16	33	.485	-	-	-	1	2	.500	-	-	4	0.3	10	0	33	2.8	8	6	0	3	54
Al-Kaleem, Rashid	40	1	33	95	.347	23	71	.324	9	15	.600	10	20	30	0.8	38	0	98	2.5	18	13	1	6	343
Allen, Adam	37	0	52	108	.481	32	76	.421	8	13	.615	10	19	29	0.8	47	1	144	3.9	15	23	3	6	373
Allen, KeVaughn	142	133	556	1,397	.398	250	743	.336	361	411	.878	50	315	365	2.6	210	0	1,723	12.1	266	195	38	170	4,177
Anderson, Jason	114	18	221	541	.409	41	151	.272	147	247	.595	132	215	347	3.1	228	5	630	5.5	127	150	77	78	1,776
Appleby, Ryan	23	1	6	18	.333	5	14	.357	7	10	.700	1	11	12	0.5	11	0	24	1.0	27	22	2	5	183
Appleby, Tyree	59	44	183	476	.384	94	273	.344	193	230	.839	8	141	149	2.5	120	0	653	11.1	207	159	7	80	1645
Armstrong, Greg	47	-	37	126	.294	-	-	-	20	30	.667	-	-	39	0.8	41	0	94	2.0	60	16*	*	4*	447*
Bacon, Bob	5	-	0	3	.000	-	-	-	3	4	.750	-	-	1	0.2	3	0	3	0.6	-	-	-	-	-
Bales, Buddy	50	-	103	255	.404	-	-	-	57	79	.722	-	-	105	2.1	122	7	263	5.3	-	-	-	-	-
Ballard, Deaundrae	59	1	93	233	.399	25	96	.260	31	42	.738	34	65	99	1.7	65	0	242	4.1	15	36	7	22	658
Barbee, Tom	41	-	174	372	.468	-	-	-	175	221	.792	-	-	294	7.2	111	3	523	12.8	-	-	-	-	-
Barnes, Ed	9	-	4	11	.364	-	-	-	5	10	.500	-	-	14	1.6	8	0	13	1.4	3	-	-	-	34
Barry, Canyon	35	1	122	289	.422	42	125	.336	113	128	.883	29	69	98	2.8	41	0	399	11.4	22	31	13	18	747
Bassett, Dontay	77	3	57	117	.487	4	17	.235	42	66	.636	74	76	150	1.9	132	2	160	2.1	18	29	33	19	688
Bates, Clayton	53	0	18	51	.353	14	41	.341	7	8	.875	7	11	18	0.3	8	0	57	1.1	11	9	0	2	167
Baxley, Tom	72	-	341	848	.402	-	-	-	218	289	.754	-	-	170	2.4	200	2*	900	12.5	-	-	-	-	-
Beal, Bradley	37	37	175	393	.445	63	186	.339	133	173	.769	50	199	249	6.7	76	0	546	14.8	83	79	31	51	1,267
Bellamy, Jerry	46	6	54	103	.524	-	-	-	17	33	.515	-	-	117	2.5	103	2	125	2.7	22	53	20	15	593
Benefiel, Roger	23	-	7	39	.180	-	-	-	8	21	.381	-	-	28	1.2	16	0	22	0.9	-	-	-	-	-
Benton, Travis	11	0	3	15	.200	-	-	-	3	4	.750	-	-	3	0.3	4	0	9	0.8	2	6	0	2	50
Berry, Jack	29	0	7	18	.389	2	9	.222	1	4	.250	1	10	11	0.4	4	0	19	0.7	1	0	0	0	48
Bert, Harold	15	-	15	55	.273	-	-	-	12	21	.571	-	-	0	0.0	19	0	42	2.8	-	-	-	-	-
Billings, Jerry	10	-	2	16	.125	-	-	-	5	8	.625	-	-	18	1.8	8	0	9	0.9	-	-	-	-	-
Blackshear, Kerry	31	31	113	259	.436	25	82	.305	145	183	.792	74	157	231	7.5	97	4	396	12.8	50	55	19	18	843
Boe, Dan	71	-	156	344	.453	-	-	-	152	240	.633	-	-	485	6.8	226	19	464	6.5	74	-	-	-	-
Boggan, Mario	16	0	13	25	.520	0	0	-	10	25	.400	12	19	31	1.9	16	0	36	2.3	6	7	4	6	98
Bonner, Al	102	-	477	918	.520	-	-	-	203	254	.799	-	-	545	5.2	273	15	1,157	11.0	122	90*	2*	15*	2,006
Bonner, Matt	131	81	580	1,154	.503	165	418	.395	245	334	.734	267	511	778	5.9	260	3	1,570	12.0	158	176	64	94	3,284
Boone, Don	6	-	0	5	.000	-	-	-	1	2	.500	-	-	2	0.3	3	0	1	0.2	-	-	-	-	-
	G	GS	FG	FGA	FG%	3FG	3FGA	3PT%	FT	FTA	FT%	O-REB	D-REB	REB	AVG	PF	DQ	PTS	AVG	A	TO	BS	ST	MIN
Bostic, Don	102	-	126	278	.453	-	-	-	201	255	.788	-	-	136	1.3	251	14	453	4.4	141	-	-	-	-
Boynton, Kenny	145	142	666	1,671	.399	333	978	.340	368	468	.786	91	257	348	2.4	172	1	2,033	14.0	391	221	19	128	4,673
Brendler, Chuck	23	-	44	108	.407	-	-	-	41	56	.732	-	-	116	5.0	26	0	129	5.6	-	-	-	-	-
Brewer, Corey	108	106	426	889	.479	99	278	.356	272	384	.708	140	329	469	4.3	242	6	1,225	11.3	300	250	44	176	2,949
Brewster, Larry	94	-	256	484	.529	-	-	-	184	249	.739	-	-	352	3.7	201	8	696	7.4	41	-	-	-	-
Brodus, Neil	7	2	20	36	.556	-	-	-	7	13	.538	-	-	20	2.9	7	0	47	6.7	1	6	2	1	114
Brown, Craig	122	104	497	1,136	.438	186	455	.409	239	312	.766	143	309	452	3.7	244	1	1,419	11.6	305	243	23	158	3,175
Brown, Doug	31	-	65	158	.411	-	-	-	25	63	.397	-	-	180	5.8	106	3	155	5.0	38	2	-	-	-
Bryant, Aaron	2	0	0	1	.000	-	-	-	0	0	-	-	-	0	0.0	2	0	0	0.0	0	1	0	0	6
Calathes, Nick	72	71	380	836	.455	131	345	.380	279	390	.715	72	307	379	5.3	145	0	1,170	16.6	452	223	9	126	2,374
Caldwell, Norm "Bruno"	54	-	246	557	.442	-	-	-	174	205	.849	-	-	164	3.0	128	5	666	12.3	208	-	-	49	-
Capers, Chris	79	27	184	338	.544	0	0	-	63	90	.700	99	146	317	4.0	168	6	431	5.5	57	62	55	54	1,503
Capko, Chris	10	0	0	1	.000	0	1	.000	1	3	.333	0	4	4	0.4	2	0	1	0.1	4	2	0	0	17
Carlton, Jermaine	26	0	49	106	.462	0	0	-	25	39	.641	18	34	52	2.0	44	0	123	4.7	6	21	15	8	267
Carter, B.J.	39	15	55	98	.561	17	32	.531	28	42	.667	5	29	34	0.9	45	0	155	4.0	73	54	0	35	593
Carter, Eli	35	17	86	249	.345	44	150	.293	34	44	.773	9	51	60	1.7	51	1	250	7.1	57	47	0	24	739
Casares, Rick	40	-	212	578	.367	-	-	-	184	307	.599	-	-	457	11.4	107	5	635	15.9	-	-	-	-	-
Castineyra, Rollie	26	0	17	38	.447	4	10	.400	6	11	.545	1*	2*	11	0.4	4	0	44	1.7	5	6	1	0	76
Ceravolo, Darryl	11	-	7	18	.389	-	-	-	1	4	.250	-	-	2	0.2	12	0	15	1.4	12	-	-	-	-
Cesare, Malcolm	106	-	502	994	.504	-	-	-	221	310	.713	-	-	631	6.0	361	27	1,225	11.6	180	-	-	-	3086
Chaney, Allan	32	2	28	61	.459	1	5	.200	12	19	.632	24	29	49	2.1	34	1	69	4.0	10	19	4	12	226
Chatman, Livingston	101	85	508	1,057	.481	0	11	.000	325	521	.624	207	423	630	6.2	271	4	1,341	13.3	237	285	44	87	3,109
Chiozza, Chris	139	65	344	879	.391	130	398	.327	207	277	.747	56	386	442	3.2	288	4	1,025	7.4	571	223	7	191	3,495
Clark, Ed	9	-	2	12	.167	-	-	-	11	13	.846	-	-	10	1.1	6	0	15	1.7	-	-	-	-	-
Clarson, Ric	102	-	259	606	.427	-	-	-	156	208	.750	-	-	207	2.0	236	11	674	6.6	182	-	-	-	1956
Close, Don	29	-	31	68	.456	-	-	-	19	21	.905	-	-	67	2.3	23	0	81	2.8	9	19*	-	3	126*
Cody, Neil	31	-	12	48	.250	-	-	-	16	26	.615	-	-	32	1.0	36	1	42	1.4	-	-	-	-	-
Coe, Harry	6	-	1	4	.250	-	-	-	4	4	1.000	-	-	4	0.7	4	0	6	1.0	-	-	-	-	-
Colas, Bonell	110	17	171	330	.518	0	0	.000	108	150	.720	118	164	282	2.6	190	3	450	4.1	61	113	45	42	1,357
Copeland, Teddy	49	-	134	419	.320	-	-	-	102	161	.634	-	-	329	6.7	138	6	370	7.6	-	-	-	-	-
Cornell, Henry	23	-	56	193	.290	-	-	-	65	105	.619	-	-	-	-	57	-	177	7.7	-	-	-	-	-
Corso, John	16	0	16	33	.485	-	-	-	3	14	.214	-	-	23	1.4	19	0	35	2.2	5	11	1	8	131
Cotton, Jimmy	58	25	116	247	.470	-	-	-	44	70	.629	-												



CAREER STATISTICS

	G	GS	FG	FGA	FG%	3FG	3FGA	3PT%	FT	FTA	FT%	O-REB	D-REB	REB	AVG	PF	DQ	PTS	AVG	A	TO	BS	ST	MIN
Coy, John	24	0	0	4	.000	-	-	-	6	9	.667			5	0.2	15	0	6	0.3	11	-	-	-	91
Crafton, Reed	18	0	5	15	.333	1	3	.333	4	4	1.000	2	2	6	0.4	3	0	15	0.8	7	5	0	3	40
Cristell, Greg	35	2	47	85	.553	0-0	-	-	16	36	.444	41	48	89	2.5	57	1	110	3.1	4	26	14	9	379
Cross, Dan	128	99	454	1005	.452	132	323	.409	411	525	.783	65	310	375	2.9	278	1	1451	11.3	367	255	17	198	3466
Cunkle, Curt	61	-	206	579	.356	-	-	-	192	296	.649	-	-	493	8.1	170	11	604	9.9	-	-	-	-	-
Currington, Jon	28	1	38	85	.447	-	-	-	7	14	.500	-	-	72	2.6	55	0	83	3.0	6	15	15	3	385
Davis, Adriel	6	0	2	5	.400	0	0	-	0	2	.000	2	2	4	0.7	1	0	4	0.7	1	3	3	0	11
Davis, Bob	2	-	0	3	.000	-	-	-	0	0	-	-	-	3	1.5	0	0	0	0.0	-	-	-	-	-
Davis, Dwayne	124	79	572	892	.641	0	2	.000	282	497	.567	377	544	921	7.4	330	11	1426	11.5	103	217	160	178	3432
Davis, Tony	1	0	0	1	.000	0	0	-	0	0	-	0	0	0	0.0	0	0	0	0.0	0	1	0	0	2
DeClercq, Andrew	128	128	502	946	.531	6	18	.333	299	451	.663	353	605	958	7.5	408	19	1309	10.2	137	303	176	147	3503
Delancy, Vernon	102	97	509	1010	.504	-	-	-	273	372	.734	-	-	373	3.7	316	17	1291	12.7	427	338	36	156	3322
Dickens, Hayes	19	0	14	35	.400	-	-	-	3	6	.500	-	-	12	0.7	7	0	31	1.8	7	2	2	1	122
Dickey, Doug	4	-	1	8	.125	-	-	-	1	1	1.000	-	-	7	1.8	5	0	3	0.4	-	-	-	-	-
Donovan, Billy	16	0	0	9	.000	0	8	.000	4	4	1.000	0	4	4	0.3	7	0	4	0.3	3	3	0	2	44
Doss, Lew	31	-	122	382	.319	-	-	-	103	172	.599	-	-	335	10.8	102	4	347	11.2	-	-	-	-	-
Drejer, Christian	38	20	92	202	.455	28	74	.378	56	73	.767	21	103	124	3.3	82	1	268	7.1	123	64	6	28	867
Dryden, Frank	1	-	0	2	.000	-	-	-	0	2	.000	-	-	3	3.0	2	0	0	0.0	-	-	-	-	-
Dupay, Teddy	92	63	277	692	.400	188	496	.379	238	296	.804	26	136	162	1.8	156	2	980	10.8	253	157	3	116	2261
Duruj, Anthony	55	45	160	327	.489	32	103	.311	57	87	.655	79	152	231	4.2	143	3	409	7.4	47	79	27	42	1284
Duva, Tony	22	-	15	38	.395	-	-	-	13	21	.619	-	-	12	0.6	20	0	43	2.0	21	-	-	-	-
Dyrkolbotn, Svein	102	1	62	129	.480	0	0	-	43	68	.632	67	98	165	1.6	134	0	167	1.6	20	58	14	21	829
Edelson, Stephen	1	0	0	0	-	0	0	-	0	0	-	0	0	0	0.0	0	0	0	0.0	0	0	0	0	2
Edwards, Lexx	31	0	1	7	.143	1	5	.200	1	2	.500	1	14	15	0.5	11	0	4	0.1	2	1	0	0	54
Edwards, Terry	11	0	1	1	1.000	0	0	-	7	9	.778	1	1	2	0.2	6	0	9	0.8	0	2	0	0	20
Egbunu, John	58	49	213	382	.558	1	1	1.000	151	277	.545	151	227	378	6.5	171	7	578	10.0	19	101	84	23	1391
Eggleston, John	6	-	3	15	.200	-	-	-	9	12	.750	-	-	13	2.1	12	0	15	2.5	-	-	-	-	-
Emrick, Bob	91	-	512	1324	.387	-	-	-	514	673	.764	-	-	869	9.6	258	6*	1535	16.9	-	-	-	-	-
Etheridge, Frank	23	-	88	223	.395	-	-	-	73	97	.753	-	-	144	6.2	54	2	249	10.8	-	-	-	-	-
Farley, Gil	13	-	8	22	.318	-	-	-	8	23	.348	-	-	20	1.5	14	0	24	1.8	-	-	-	-	-
Fava, Andrew	13	0	5	10	.500	1	5	.200	1	2	.500	0	2	2	0.2	2	0	12	0.9	2	3	0	0	21
Feazel, Kurt	38	-	24	56	.429	-	-	-	22	30	.733	-	-	18	0.5	15	0	68	1.8	3	-	-	-	-
Findley, Darryl	1	0	0	0	-	0	0	-	0	0	-	0	0	0	0.0	0	0	0	0.0	2	0	0	0	4
Findley, Earl	52	-	262	639	.410	-	-	-	64	109	.587	-	-	414	8.0	155	5	588	11.3	43	-	-	-	-
	G	GS	FG	FGA	FG%	3FG	3FGA	3PT%	FT	FTA	FT%	O-REB	D-REB	REB	AVG	PF	DQ	PTS	AVG	A	TO	BS	ST	MIN
Finney-Smith, Dorian	101	62	411	961	.428	159	441	.361	239	355	.673	265	465	721	7.1	232	8	1220	12.1	195	183	69	81	2880
Fleming Jr., Phlandrous	34	23	122	321	.380	40	136	.294	93	117	.795	63	86	149	4.4	59	0	377	11.1	71	58	23	51	934
Fletcher, Tim	66	-	111	270	.411	-	-	-	74	104	.712	-	-	95	1.4	160	2	294	4.5	138	48*	-	18	178*
Fotiou, Nick	20	-	27	74	.365	-	-	-	5	14	.357	-	-	49	2.5	24	0	59	3.0	14	-	-	-	-
Fox, Newell	15	-	8	20	.400	-	-	-	4	8	.500	-	-	7	0.5	5	0	20	1.3	-	-	-	-	-
Francis-Ramirez, Brandone	29	2	21	104	.202	10	59	.169	7	13	.538	7	22	29	1.0	25	0	59	2.0	15	10	0	10	314
Frazier II, Michael	101	54	318	717	.444	227	525	.432	135	158	.854	61	296	357	3.5	159	0	998	9.9	114	122	10	94	2600
Fricke, Hudson	15	0	0	2	.000	0	1	.000	4	4	1.000	1	1	2	0.2	2-0	4	0.2	2	1	0	0	0	22
Friedman, Stan	14	-	24	82	.293	-	-	-	19	32	.594	-	-	47	3.4	28	2	67	4.8	-	-	-	-	-
Fritz, Chuck (76-78)	52	-	53	130	.408	-	-	-	27	47	.574	-	-	50	1.0	53	0	133	2.6	52	-	-	-	588
Gak, Gorjok	46	1	37	60	.617	0	0	-	12	40	.300	45	51	96	2.1	53	0	86	1.9	3	20	15	4	350
Gangi, Larry	4	-	1	7	.143	-	-	-	0	1	.000	-	-	7	1.8	3	0	2	0.5	-	-	-	-	-
Garcia, Renaldo	88	79	275	650	.423	82	268	.306	200	287	.697	38	136	174	1.9	243	15	832	9.5	228	222	11	71	2500
Gatkek, Tuongthach	21	0	14	29	.483	0	2	.000	7	14	.500	13	25	38	1.8	33	0	35	1.7	4	7	16	9	163
Giombetti, Mark	82	48	317	665	.477	-	-	-	64	91	.703	-	-	198	2.4	136	1	689	8.5	146	108	5	69	2396
Glasper, Richard	53	-	275	542	.507	-	-	-	109	173	.630	-	-	139	2.6	172	8	659	12.4	226	-	-	-	1757
Glover, Ques	51	0	72	171	.421	14	57	.246	27	43	.628	9	37	46	0.9	52	0	185	3.6	32	60	2	16	552
Graham, Dennis	11	0	2	6	.333	-	-	-	2	2	1.000	-	-	2	0.2	7	0	6	0.6	6	5	0	2	36
Grandholm, Jim	26	7	29	71	.408	-	-	-	36	51	.706	-	-	79	3.0	52	1	204	6.9	16	25	7	10	375
Green, Taurean	111	79	317	791	.401	186	478	.389	350	409	.856	29	213	238	2.1	174	0	1170	10.5	400	282	7	124	3201
Greene, Orien	62	32	98	244	.402	33	118	.280	35	50	.700	45	115	160	2.6	155	4	264	4.3	174	101	19	99	1326
Greiner, Augie	50	-	107	308	.347	-	-	-	92	134	.687	-	-	89	1.8	80	1*	306	6.1	-	-	-	-	-
Gresham, Darryl	29	24	147	328	.448	-	-	-	52	64	.813	-	-	83	2.9	85	6	346	11.9	53	54	9	41	860
Griffin, Charles	31	11	80	173	.462	-	-	-	33	46	.717	-	-	69	2.0	70	1	193	5.7	29	48	1	13	648
Griffiths, John	69	0	17	35	.486	0	0	-	14	21	.667	24	40	64	0.9	59	0	48	0.7	4	13	25	4	351
Grimsley, Hosie	115	70	246	548	.449	17	66	.258	114	202	.564	133	169	302	2.6	186	1	623	5.4	230	195	18	122	2666
Gurley, Bill	1	0	0	1	.000	0	0	-	0	0	-	0	0	0	0.0	0	0	0	0.0	0	0	0	0	1
Haimovitch, Seth	18	0	2	6	.333	2	6	.333	0-	0	-	0	0	0	0.0	1	0	6	0.3	2	1	0	1	31
Halton, LaDarius	91	17	126	329	.383	54	170	.318	73	103	.709	49	78	127	1.4	112	0	379	4.2	90	94	11	60	1223
Hamilton, Harry	97	-	476*	-	-	-	-	-	150*	-	-	-	-	128*	5.8	0	0*	1102	11.4	-	-	-	-	-
Hamilton, Justin	113	81	299	611	.489	78	236	.331	102	138	.739	86	208	294	2.6	203	0	778	6.9	309	149	33	164	2827
Hammack, Mal	4	-	1	3	.333	-	-	-	1	2	.500	-	-	2	0.5	2	0	3	0.8	-	-	-	-	-
Hampton, Theo	6	-	1	9	.111	-	-	-	1	3	.333	-	-	12	2.0	5	0	3	0.5	-	-	-	-	-
Hannah, Reggie	76	67	405	742	.546	-																		



CAREER STATISTICS

	G	GS	FG	FGA	FG%	3FG	3FGA	3PT%	FT	FTA	FT%	O-REB	D-REB	REB	AVG	PF	DQ	PTS	AVG	A	TO	BS	ST	MIN
Harden, Rob	27	23	99	224	.442	-	-	-	56	67	.836	-	-	43	1.6	65	0	254	9.4	77	67	0	38	812
Harris, Wade	22	0	7	18	.389	-	-	-	16	18	.889	-	-	6	0.3	13	0	30	1.4	5	15	0	8	136
Harvey, Donnell	37	9	144	284	.507	0	1	.000	86	141	.610	99	159	258	7.0	101	3	374	10.1	37	60	31	27	746
Haskins, Harold	22		43	168	.256	-	-	-	38	50	.760	-	-	55	2.5	50	2	124	5.6	-	-	-	-	-
Haslem, Udonis	130	125	633	1084	.584	0	3	.000	515	773	.666	287	544	831	6.4	409	12	1781	13.7	139	304	120	107	3236
Hayes, Kevarrus	140	82	287	454	.632	0	0	-	204	339	.602	290	352	642	4.6	329	5	778	5.6	53	131	214	104	2,728
Henderson, Brooks	66	-	332	733	.453	-	-	-	337	406	.830	-	-	365	5.5	221	8*	1001	15.2	-	-	-	-	-
Henderson, Jerry	66	-	207	537	.385	-	-	-	134	186	.720	-	-	446	6.8	151	3*	546	8.3	-	-	-	-	-
Hester, Eric	20	0	15	23	.652	11	19	.652	2	4	.500	1	9	10	0.5	13	0	43	2.2	6	3	0	6	112
Highley, Mont	44	-	130	251	.518	-	-	-	112	171	.655	-	-	334	7.6	105	0*	372	8.5	-	-	-	-	-
Highley, Skip	76	-	226	548	.412	-	-	-	123	186	.661	-	-	219	2.9	139	1*	575	7.6	-	-	-	-	-
Hill, Dametri	110	94	522	1033	.505	21	69	.304	311	465	.669	207	373	580	5.3	266	7	1376	12.5	79	246	37	73	2771
Hill, Kasey	137	93	390	988	.395	41	172	.238	266	446	.596	49	280	329	2.4	304	7	1087	7.9	530	304	29	182	3602
Hitchins, George	40	-	106	372	.285	-	-	-	50	74	.676	-	-	211	5.3	80	2	262	6.6	-	-	-	-	-
Hoban, Dick	57	-	238	672	.354	-	-	-	176	281	.626	-	-	460	8.1	191	11	647	11.4	-	-	-	-	-
Hobbs, Joe	68	-	545	1293	.422	-	-	-	241	286	.843	-	-	270	4.0	203	6*	1331	19.6	-	-	-	-	-
Hodge, Watler	151	83	387	824	.468	176	448	.393	124	172	.721	62	156	218	1.4	380	3	1074	7.1	293	184	5	153	3587
Hodges, Henry	21	-	9	29	.310	-	-	-	13	22	.591	-	-	25	1.2	8	0	31	1.5	-	-	-	-	-
Hodskins, Zach	10	0	1	7	.143	0	3	.000	0	1	.000	0	1	1	0.1	3	0	2	0.2	0	1	0	0	14
Hoffman, Jay	1	-	0	1	.000	-	-	-	0	0	-	-	-	1	1.0	0	0	0	0.0	-	-	-	-	-
Hoffmann, Bob	65	-	126	251	.502	-	-	-	64	92	.696	-	-	265	4.1	108	1*	316	4.9	-	-	-	-	-
Hogan, Brian	122	17	143	384	.372	120	315	.381	83	104	.798	34	98	132	1.1	146	2	489	4.0	85	125	1	67	1520
Hoover, Jerry	75	-	274	561	.488	-	-	-	141	241	.585	-	-	205	2.7	152	3	689	9.2	305	-	-	-	-
Horford, Al	109	100	424	724	.586	0	4	.000	275	441	.624	254	610	864	7.9	270	4	1123	10.3	187	174	189	94	2768
Horford, Jon	31	28	78	161	.484	13	51	.255	32	41	.780	48	101	149	4.8	67	0	201	6.5	10	18	27	10	621
Horton, Jamaal	13	2	24	61	.393	19	47	.404	7	16	.438	3	12	15	1.2	15	1	74	5.7	12	16	0	13	163
Houston, Scooter	12	-	4	21	.190	-	-	-	2	6	.333	-	-	7	0.6	10	0	10	0.8	5	-	-	-	-
Hudson, Jalen	70	34	290	706	.411	122	350	.349	159	232	.685	41	194	235	3.4	139	2	861	12.3	68	75	26	50	1,715
Huertas, David	35	1	31	82	.378	12	36	.333	13	17	.765	29	22	51	1.5	28	0	87	2.5	23	15	1	6	323
Humphrey, Lee	136	88	372	807	.461	288	649	.444	46	73	.630	36	148	184	1.4	149	1	1080	7.9	176	131	0	73	3367
Ingram, Cornelius	19	0	10	23	.435	3	11	.273	3	7	.429	2	8	10	0.5	15	0	26	1.4	9	9	0	3	108
Jackson, George	21	5	53	103	.515	-	-	-	11	25	.440	-	-	37	1.8	38	0	117	5.6	22	38	1	17	337
Jackson, Willie	21	5	22	63	.349	5	18	.278	11	20	.550	21	24	45	2.1	34	1	60	2.9	20	31	1	21	333
Jaycox, Ted	37	-	47	159	.296	-	-	-	40	59	.678	-	-	21	1.1	49	0	124	3.4	-	-	-	-	-
	G	GS	FG	FGA	FG%	3FG	3FGA	3PT%	FT	FTA	FT%	O-REB	D-REB	REB	AVG	PF	DQ	PTS	AVG	A	TO	BS	ST	MIN
Jenkins, Wyndell	22	0	11	25	.440	1	3	.333	12	15	.800	3	5	8	0.4	10	0	35	1.6	9	11	2	6	108
Johnson, Chase	6	0	9	16	.563	0	0	-	5	9	.556	7	5	12	2.0	4	0	23	3.8	1	1	3	2	45
Johnson, Keyontae	72	56	302	580	.521	56	149	.376	129	179	.721	124	344	468	6.5	178	2	789	11.0	99	112	22	80	1906
Johnston, Edgar	17	-	14	40	.350	-	-	-	13	23	.565	-	-	1	1.0	17	0	41	2.4	-	-	-	-	-
Jones, Melven	35	5	75	138	.543	0	0	-	37	58	.638	47*	72*	121	3.5	30	0	187	5.3	18	20	4	20	467
Kadji, Kenny	42	1	65	136	.445	0	1	.000	26	51	.510	38	61	99	2.3	56	0	156	3.7	4	33	27	7	-
Keller, Gary	76	-	416	877	.474	-	-	-	272	452	.602	-	-	855	11.3	239	2*	1104	14.5	-	-	-	-	-
Kelley, Hal	12	-	12	23	.522	-	-	-	3	4	.750	-	-	10	0.8	14	0	27	2.3	3	-	-	-	-
Kelly, Jeff	2	0	0	2	.000	-	-	-	2	2	1.000	-	-	2	1.0	1	0	2	1.0	0	0	0	0	5
Kennedy, Elijah	23	0	12	59	.203	6	40	.150	1	2	.500	0	16	16	0.7	7	0	31	1.3	6	9	1	9	148
Kerr, Mike	34	5	47	89	.528	0	5	.000	12	43	.279	41	48	89	2.6	53	1	106	3.1	2	21	9	10	358
King, Dave	4	0	5	10	.500	-	-	-	0	2	.000	-	-	4	1.0	5	0	10	2.5	0	1	0	1	24
King, Ronnie	36	1	17	35	.486	0	4	.000	17	27	.630	15	15	30	0.8	17	0	51	1.4	5	7	1	8	162
Kinney, Erron	6	0	6	8	.750	0	0	-	3	4	.750	3	5	8	1.3	4	0	15	2.5	2	3	1	3	34
Kliewer, David	12	0	2	7	.286	0	2	-	0	0	-	0	5	5	0.4	2	0	4	0.3	5	0	0	1	39
Koss, Bill	48	-	54	126	.429	-	-	-	25	47	.532	-	-	112	2.3	60	1*	133	2.8	-	-	-	-	-
Koulechov, Egor	34	34	161	390	.435	70	177	.395	76	88	.864	-	-	218	6.4	74	0	468	13.8	40	44	4	21	1040
Krause, Mak	13	0	2	3	.667	0	0	-	2	5	.400	1	0	1	0.1	3	0	6	0.5	0	2	0	0	24
Kuisma, Martti	113	16	187	460	.407	76	221	.344	58	94	.617	57	161	244	2.2	207	6	508	4.5	43	110	19	32	1619
Kurtz, Jacob	83	7	73	120	.608	1	3	.333	41	63	.651	68	99	167	2.0	66	0	188	2.3	41	44	2	31	878
Lalich, Todd	7	-	17	55	.309	-	-	-	11	18	.611	-	-	29	4.1	17	0	45	6.4	14	-	-	-	-
Lawrence, Joe	126	88	449	951	.472	64	127	.504	109	138	.790	29*	71*	326	2.6	183	0	911	7.2	236	100	3	53	3010
Lawrence, Pat	126	44	217	483	.449	55	126	.437	74	95	.779	67*	120*	313	2.5	145	1	563	4.5	141	93	6	70	1985
Leach, Bill	24	-	20	67	.299	-	-	-	17	29	.586	-	-	65	2.7	28	3	57	2.4	-	-	-	-	-
Leath, Randall	111	38	190	326	.583	-	-	-	103-	165	.624	-	-	351	3.2	246	11	483	4.4	39	82	43	24	1716
Leatherwood, Mike	52	-	106	276	.384	-	-	-	58	87	.667	-	-	113	2.2	88	3	458	8.8	218	-	-	-	-
Lederman, Mike	100	-	400	815	.491	-	-	-	141	173	.815	-	-	170	1.7	230	11	941	9.4	250	202*	* 60*	1577*	
Lee, Antrone	26	0	4	17	.235	2	11	.182	0	0	-	2	11	13	0.5	17	0	10	0.4	8	6	5	8	131
Lee, David	127	95	543	935	.581	0	6	.000	350	514	.681	285	584	869	6.8	281	5	1,436	11.3	251	263	109	113	3,171
Lee, James	13	0	2	12	.167	1	4	.250	3	9	.333	3	3	6	0.5	2	0	8	0.6	1	1	2	3	42
Leon, Francisco	22	2	19	43	.412	-	-	-	10	11	.909	-	-	61	2.8	43	2	48	2.2	13	13	2	2	230
Leon, Justin	70	47	164	359	.457	74	190	.389	46	69	.667	95	157	252	3.6	134	1	448	6.4	28	49	10	27	1311
Lett, Clifford	130	37	257	529	.486	53	150	.353	200	300	.66													



CAREER STATISTICS

	G	GS	FG	FGA	FG%	3FG	3FGA	3PT%	FT	FTA	FT%	O-REB	D-REB	REB	AVG	PF	DQ	PTS	AVG	A	TO	BS	ST	MIN
M Lindsay, Bob	35	-	37	84	.440	-	-	-	29	40	.725	-	-	49	1.4	39	0	103	2.9	30	34*	*	1*	267*
Locke, Noah	92	79	322	790	.408	217	538	.403	72	95	.758	39	181	220	2.4	115	0	933	10.1	60	63	6	52	2561
Lukco, Ed	68	-	173	394	.439	-	-	-	71	98	.724	-	-	189	2.8	123	5	417	6.1	69	-	-	-	-
Luyk, Cliff	66	-	364	848	.429	-	-	-	271	417	.650	-	-	806	12.2	214	14	994	15.1	-	-	-	-	-
Lyons, Nino	5	0	3	3	1.000	-	-	-	2	3	.667	-	-	0	0.0	2	0	8	1.6	2	3	0	1	15
Macklin, Vernon	71	69	347	579	.599	0	0	-	93	182	.520	173	214	387	5.5	145	1	787	11.1	56	109	55	33	1764
Maddox, Damen	87	46	147	269	.546	0	0	-	63	149	.423	123	164	287	3.3	192	8	357	4.1	17	99	72	20	1056
Mahoney, Ed	26	-	27	86	.314	-	-	-	33	54	.611	-	-	42	1.6	26	0*	87	3.3	-	-	-	-	-
Manee, Harry	4	-	2	11	.181	-	-	-	2	7	.286	-	-	4	1.0	3	0	6	1.5	-	-	-	-	-
Mann, Tre	53	28	190	450	.422	67	192	.422	93	118	.788	24	166	190	3.6	110	0	540	10.2	103	100	5	50	1293
Markham, Tim	2	0	1	1	1.000	-	-	-	0	0	-	-	-	1	0.5	1	0	2	1.0	0	0	0	0	5
Matthews, Tony	19	6	12	20	.600	-	-	-	13	18	.722	-	-	13	0.7	24	1	37	2.2	26	28	1	9	182
Maxwell, Vernon#	63	47	425	932	.456	-	-	-	196	282	.695	-	-	219	3.5	148	2	1046	16.6	121	138	15	76	1894
McClanahan, Kyle	33	0	5	11	.455	1	4	.250	7	12	.583	1	10	11	0.3	7	0	18	0.5	4	7	1	4	117
McClary, Kenny	102	52	162	339	.478	0	0	-	60	130	.462	52	120	412	4.0	256	15	384	3.8	70	80	43	75	1577
McCraney, Ken	55	1	47	93	.505	-	-	-	31	51	.608	-	-	50	0.9	76	0	118	2.2	16	45	2	12	396
McDaniel, Maurice	26	19	95	199	.477	-	-	-	48	63	.762	-	-	123	4.7	76	4	204	10.7	17	44	24	20	645
McDowell, Eugene	117	116	642	1075	.597	-	-	-	281	506	.555	-	-	1063	9.1	260	7	1565	13.4	225	242	148	85	4100
McElroy, Gary	76	-	232	582	.399	-	-	-	125	197	.635	-	-	441	5.8	270	21*	589	7.8	32	-	-	-	-
McFarland, Mike	31	2	15	49	.306	9	33	.273	4	6	.667	7	16	23	0.7	17	0	43	1.4	15	19	0	7	208
McGinnis, Mike	30	-	60	141	.426	-	-	-	26	35	.743	-	-	87	2.9	39	0	146	4.9	39	-	-	-	-
McKinnon, Kelly	30	1	23	68	.338	8	24	.333	13	16	.813	8	6	14	0.5	23	0	67	2.2	11	17	0	1	207
McKissic, Brandon	34	22	70	191	.366	27	111	.243	31	52	.596	18	67	85	2.5	71	1	198	5.8	62	45	3	38	824
Meeks, Malcolm	8	0	6	17	.353	-	-	-	0	1	.000	-	-	6	0.8	5	0	12	1.5	0	5	-	-	-
Meigs, Joe	13	-	4	10	.400	-	-	-	2	6	.333	-	-	12	0.9	10	0	10	0.8	-	-	-	-	-
Merchant, Lou	67	-	333	833	.400	-	-	-	112	150	.747	-	-	210	3.1	124	3	779	11.6	-	-	-	-	-
Metzger, Joe	31	-	48	110	.436	-	-	-	23	39	.590	-	-	104	3.4	45	1	119	2.9	-	-	-	-	-
eyers, Vachon	23	-	21	75	.280	-	-	-	9	15	.600	-	-	6	3.0	22	0	51	2.2	-	-	-	-	-
Mickens, Tony	53	9	43	142	.303	12	45	.267	17	35	.486	27	66	93	1.8	44	0	115	2.2	45	33	4	21	477
Miller, Dave	75	-	332	843	.394	-	-	-	149	221	.674	-	-	363	4.8	209	9*	813	10.8	52	-	-	-	-
Miller, Jeff	39	-	66	188	.351	-	-	-	19	35	.543	-	-	91	2.3	43	1	151	3.9	56	-	-	-	-
Miller, Julian	22	-	111	337	.329	-	-	-	94	124	.758	-	-	-	-	54	-	316	14.4	-	-	-	-	-
Miller, Mike	65	56	290	601	.483	78	226	.345	204	284	.718	128	261	389	6.0	112	1	862	13.3	149	140	22	81	1735
Miller, Tony	71	-	531	1212	.438	-	-	-	320	426	.751	-	-	230	3.2	197	4	1382	19.5	120	39*	-	-	-
	G	GS	FG	FGA	FG%	3FG	3FGA	3PT%	FT	FTA	FT%	O-REB	D-REB	REB	AVG	PF	DQ	PTS	AVG	A	TO	BS	ST	MIN
Milligan, Mike	56	47	188	435	.432	-	-	-	91	149	.611	-	-	233	4.2	186	11	465	8.3	143	188	18	76	1710
Mitchell, Jonathan	65	1	61	129	.473	15	40	.375	13	23	.565	28	71	99	1.5	41	0	150	2.3	32	33	11	22	585
Mitchell, Thomas	4	-	2	3	.667	-	-	-	0	0	-	-	-	0	0.0	0	0	4	1.0	-	-	-	-	-
Montgomery, Ronnie	130	56	164	394	.416	20	56	.357	152	201	.756	34*	140*	293	2.3	157	1	500	3.8	503	198	19	138	2816
Moody, Bill	23	-	68	167	.407	-	-	-	18	29	.621	-	-	98	4.3	47	2	154	6.7	51	35*	-	-	-
Moore, Bruce	11	-	1	8	.125	-	-	-	4	8	.500	-	-	3	0.3	7	0	6	0.5	-	-	-	-	-
Moore, Jerry	52	-	106	238	.445	-	-	-	40	57	.702	-	-	123	2.4	83	1	252	4.8	77	-	-	22	-
Morrison, Carlos	48	-	156	343	.455	-	-	-	74	93	.796	-	-	273	5.7	96	2	384	8.0	-	-	-	-	-
Morton, Paul	73	-	172	439	.392	-	-	-	148	207	.715	-	-	312	4.3	204	0*	492	6.7	-	-	-	-	-
Moses, Mike	55	54	149	372	.401	-	-	-	124	180	.689	-	-	94	1.7	130	3	422	7.7	218	209	4	79	1751
Mosny, Paul	59	-	118	392	.301	-	-	-	88	127	.693	-	-	134	2.3	174	10	324	5.5	-	-	-	-	-
Moss, Adrian	123	24	179	360	.497	8	33	.242	96	153	.627	127	221	348	2.8	253	9	462	3.7	58	100	53	35	1682
Moten, Andrew	125	124	711	1572	.452	61	137	.445	447	605	.739	50	59	451	3.6	342	21	1930	15.4	411	273	6	165	3930
Murphy, Alex	26	4	46	102	.451	7	37	.189	28	48	.583	13	37	50	1.9	39	1	127	4.9	6	22	7	9	350
Murphy, Erik	136	67	397	773	.514	143	329	.435	115	152	.757	160	347	507	3.7	297	4	1052	7.7	95	139	85	58	2488
Nelson, Brett	129	77	477	1197	.398	274	689	.398	189	229	.825	45	217	262	2.0	289	3	1417	11.0	195	153	36	198	3302
Nembhard, Andrew	67	67	236	551	.428	67	205	.327	97	126	.770	9	186	195	2.9	109	0	636	9.5	367	155	4	77	2214
Nichols, Bob	7	-	1	9	.111	-	-	-	6	8	.750	-	-	5	0.7	6	0	8	1.1	-	-	-	-	-
Nims, Bob	63	-	173	612	.283	-	-	-	145	206	.704	-	-	287	4.6	183	8	491	7.8	-	-	-	-	-
Nnaji, Obiora	56	6	71	139	.511	0	1	.000	50	74	.676	67	102	169	3.0	124	5	192	3.4	8	52	39	12	632
Noah, Joakim	108	78	408	667	.612	1	2	.500	310	453	.684	211	476	678	6.3	217	6	1124	10.4	184	191	183	95	2279
Nunez, Eddie	13	0	0	3	.000	0	1	.000	2	4	.500	5	6	11	0.8	8	0	2	0.2	6	3	1	4	51
O'Connor, Patrick	11	0	0	8	.000	0	4	.000	4	4	1.000	2	6	8	0.7	1	0	4	0.4	0	0	0	0	24
Ogbueze, Braxton	23	0	7	22	.318	1	5	.200	4	11	.364	1	12	13	0.6	7	0	19	0.8	7	10	0	4	107
Okauru, Mike	69	1	64	146	.438	25	71	.352	26	43	.605	8	48	56	0.8	65	0	179	2.6	32	23	3	26	610
Osio, Osayi	20	0	15	27	.556	0	0	.000	8	17	.471	23	29	52	2.6	38	2	38	1.9	7	16	1	3	199
Owens, Andy	76	-	550	1152	.477	-	-	-	345	426	.810	-	-	629	8.3	251	12	1445	19.0	57	-	-	-	-
Palmer, Nabe	48	31	72	167	.431	-	-	-	44	60	.733	-	-	66	1.4	84	3	189	3.9	64	78	6	30	1016
Parker, Major	125	50	199	481	.414	56	176	.318	125	217	.576	100	223	323	2.6	240	4	579	4.6	141	206	48	69	2178
Parsons, Chandler	142	81	527	1105	.476	153	454	.339	245	401	.601	270	589	859	6.1	282	2	1452	10.2	339	234	42	129	3964
Payne, Omar	54	15	90	135	.667	0	0	.000	25	56	.446	83	100	183	3.4	124	1	205	3.8	16	32	63	18	830
Payne, Shane	9	0	0	5	.000	0	1	.000	0	0	-	0	1	1	0.2	0	0	0	0.0	0	0	0	2	11
Peek, Richard	22																							



CAREER STATISTICS

	G	GS	FG	FGA	FG%	3FG	3FGA	3PT%	FT	FTA	FT%	O-REB	D-REB	REB	AVG	PF	DQ	PTS	AVG	A	TO	BS	ST	MIN
Perry, Marty	22	0	8	24	.333	-	-	-	5	8	.625	-	-	7	0.3	20	0	21	1.0	20	21	0	9	148
Petersen, Robert	1	-	1	3	.333	-	-	-	0	0	.000	-	-	1	1.0	1	0	2	2.0	-	-	-	-	-
Pike, Charlie	56	-	190	567	.335	-	-	-	146	215	.679	-	-	154	2.8	99	1*	524	9.4	-	-	-	-	-
Pitchford, Walter	13	0	3	11	.273	0	3	.000	0	0	-	1	3	4	0.3	5	0	6	0.5	1	1	1	0	22
Poh, Ronnie	23	-	40	112	.357	-	-	-	28	46	.609	-	-	50	2.1	44-1	108	4.7	-	-	-	-	-	-
Poole, Stacey	116	104	730	1578	.462	0	15	.000	218	341	.639	231	457	688	5.9	301	13	1678	14.5	159	257	77	98	3361
Poore, Ed	48	-	47	105	.448	-	-	-	31	58	.534	-	-	100	0.8	49	0*	125	1.7	-	-	-	-	-
Porter, Steve	15	0	7	23	.304	-	-	-	12	18	.667	-	-	23	1.5	11	0	26	1.7	4	-	-	-	70
Portillo, Cesar	4	0	4	8	.500	0	0	.000	0	1	.000	0	3	3	0.8	3	0	8	2.0	1	1	1	0	19
Powell, Brandon	23	0	11	18	.611	9	14	.643	5	10	.500	4	5	9	0.4	7	0	36	1.6	11	4	3	2	93
Powell, Sonny	86	-	311	948	.328	-	-	-	487	625	.779	-	-	268	3.1	321	25	1109	12.9	-	-	-	-	-
Prather, Casey	127	39	308	541	.569	10	32	.313	161	254	.634	153	223	376	3.0	199	4	787	6.2	109	149	46	81	2019
Purvis, Tom	41	-	171	405	.422	-	-	-	119	156	.763	-	-	243	5.9	139	8	461	11.2	70	-	-	-	-
Puschak, Tom	3	-	1	3	.333	-	-	-	1	2	.500	-	-	1	0.3	4	0	3	1.0	-	-	-	-	-
Rabhan, Walt	60	-	114	295	.386	-	-	-	46	76	.605	-	-	237	4.0	94	2	274	4.6	-	-	-	-	-
Ramirez, Mike	2	0	0	1	.000	0	1	.000	0	0	.000	0	0	0	0.0	0	0	0	0.0	0	1	0	0	3
Ramos, Jose	12	10	21	58	.362	1	4	.250	28	37	.757	4	23	27	2.3	21	1	71	5.9	27	32	1	14	268
Ramsey, Jeff	74	-	198	383	.517	-	-	-	195	262	.744	-	-	518	7.0	197	3*	591	8.0	-	-	-	-	-
Ratliffe, Willie	6	-	1	4	.250	-	-	-	3	6	.500	-	-	7	1.1	6	0	5	0.8	-	-	-	-	-
Reinhart, Joel	37	11	39	81	.481	15	30	.500	21	33	.636	30	61	91	2.5	65	2	114	3.1	17	28	5	23	494
Repass, Joe	7	0	4	6	.667	-	-	-	5	6	.833	-	-	4	0.6	3	0	13	1.9	0	5*	-	0	18*
Richard, Chris	141	4	286	428	.668	0	0	-	125	198	.631	162	283	445	3.2	307	4	697	4.9	47	138	59	48	2203
Rimmer, Schuyler	46	1	22	50	.440	1	2	.500	17	23	.739	19	30	49	1.1	46	0	62	1.3	5	12	9	1	273
Roberson, Anthony	95	74	514	1,158	.444	267	665	.402	210	243	.864	52	183	235	2.5	163	2	1505	15.8	246	171	7	90	2732
Roberts, Roy	66	-	187	530	.353	-	-	-	114	176	.648	-	-	434	6.6	221	22	536	8.1	-	-	-	-	-
Robinson, Devin	105	70	334	742	.450	100	298	.336	167	234	.714	150	363	513	4.9	225	8	935	8.9	63	99	63	66	2412
Rogers, Tony	53	7	88	208	.423	-	-	-	27	46	.587	-	-	75	1.4	67	1	203	3.8	54	71	6	16	755
Roher, Dick	5	-	0	5	.000	-	-	-	2	4	.500	-	-	5	1.0	3	0	2	0.4	-	-	-	-	-
Rollyson, Mike	67	-	131	324	.404	-	-	-	113	155	.729	-	-	183	2.7	104	2*	375	5.6	24	-	-	-	-
Rome, Roger	12	-	9	13	.692	-	-	-	5	12	.417	-	-	21	1.8	15	0	23	1.9	1	3*	-	2	48*
Rosario, Mike	67	36	234	529	.442	94	264	.356	93	115	.809	38	97	135	2.0	70	0	655	9.8	103	92	3	50	1509
Roseboro, Melvin	21	0	21	52	.407	-	-	-	14	27	.519	-	-	21	1.0	27	0	56	2.7	8	19	1	6	212
Roseboro, Quan	12	1	18	37	.486	-	-	-	5	6	.833	-	-	12	1.0	15	0	41	3.4	14	15	1	3	147
Rowe, Louis	52	6	72	177	.407	12	41	.293	21	30	.700	23	64	87	1.7	66	1	177	3.4	42	62	16	27	579
	G	GS	FG	FGA	FG%	3FG	3FGA	3PT%	FT	FTA	FT%	O-REB	D-REB	REB	AVG	PF	DQ	PTS	AVG	A	TO	BS	ST	MIN
Ruzhentsev, Samson	20	1	14	41	.341	8	28	.286	4	5	.800	7	7	14	0.7	12	0	40	2.0	2	9	1	1	145
Sadler, Gene	1	-	0	0	-	-	-	-	0	0	-	-	-	0	0.0	0	0	0	0.0	-	-	-	-	-
Sanchez, Nick	10	0	8	22	.364	2	8	.250	0	1	.000	0	3	3	0.3	2	0	18	1.8	4	3	0	4	56
Sanders, Len	50	-	142	294	.483	-	-	-	87	121	.719	-	-	162	3.2	161	12	371	7.4	117	-	-	-	1296
Saso, Mark	32	3	11	22	.500	-	-	-	8	10	.800	-	-	41	1.3	37	1	30	0.9	3	8	11	3	216
Schintzius, Dwayne	110	110	695	1407	.494	3	19	.158	231	317	.729	233	596	829	7.5	339	18	1624	14.8	253	283	272	64	3475
Schintzius, Travis	19	0	12	39	.308	0	6	.000	9	14	.643	12	16	28	1.5	19	1	33	1.7	3	13	0	4	146
Schulman, Harold	40	-	47	134	.351	-	-	-	20	39	.513	-	-	35	1.9	37	0	114	3.8	-	-	-	-	-
Scott, Larry	3	-	1	1	1.000	-	-	-	0	0	-	-	-	0	0.0	2	0	2	0.7	-	-	-	-	-
Seabury, Tony	5	0	0	1	.000	-	-	-	2	2	1.000	-	-	0	0.0	0	0	2	0.4	0	1	0	0	8
Shannon, Eddie	116	107	390	934	.418	118	377	.313	270	367	.736	68	265	333	2.9	320	7	1168	10.1	493	336	12	204	3676
Sheldon, Danny	43	4	38	82	.463	-	-	-	16	25	.640	-	-	33	0.8	35	0	92	2.1	22	13	0	10	345
Shellabarger, Curt	10	0	8	18	.444	-	-	-	2	8	.250	-	-	9	0.9	6	0	18	1.8	7	11	2	2	38
Sherwood, Bob	62	-	268	657	.408	-	-	-	173	280	.618	-	-	561	9.0	165	2	709	11.4	-	-	-	-	-
Shipman, Ray	68	1	85	181	.469	6	38	.158	47	68	.691	46	78	124	1.8	70	0	223	3.3	32	41	4	53	871
Shiver, Bob	68	-	333	848	.393	-	-	-	171	229	.747	-	-	417	6.1	135	0	842	12.4	-	-	-	-	--
Shy, Gene	104	-	639	1415	.452	-	-	-	295	387	.762	-	-	715	6.9	305	11	1573	15.1	154	202*	*	37*	2213*
Simpson, Tom	44	-	128	375	.341	-	-	-	72	106	.679	-	-	153	3.5	104	2	329	7.5	-	-	-	-	-
Sizemore, Ted	1	0	0	0	-	-	-	-	0	0	-	-	-	0	0.0	1	0	0	0.0	0	0	-	-	-
Smith, Charlie	46	-	62	158	.392	-	-	-	59	107	.551	-	-	98	2.1	81	5	171	3.7	-	-	-	-	-
Smith, Jerry	5	0	3	6	.500	-	-	-	0	2	.000	-	-	2	0.4	1	0	6	1.2	1	0	0	0	6
Smyth, Bob	68	-	326	577	.565	-	-	-	170	265	.642	-	-	609	9.0	181	9	822	12.1	115	-	-	-	-
Sommese, Lanny	25	-	11	31	.355	-	-	-	11	17	.647	-	-	13	0.5	18	0	33	1.3	-	-	-	-	-
Speights, Marreese	69	36	273	431	.633	0	0	-	110	165	.667	131	245	376	5.4	120	1	656	9.5	36	79	64	23	1063
Spruel, Kendrick	41	0	54	136	.397	11	35	.314	21	38	.553	25	44	69	1.7	19	1	140	3.4	11	27	7	14	370
Stevenson, Andy	7	-	3	9	.333	-	-	-	1	2	.500	-	-	4	1.8	2	0	7	1.0	-	-	-	-	-
Stewart, Scott	112	53	196	463	.423	119	298	.399	121	146	.829	41	170	211	1.9	135	1	632	5.6	266	169	0	125	2206
Stokes, Elam	23	-	19	77	.247	-	-	-	32	42	.762	-	-	36	1.6	30	0	70	3.0	-	-	-	-	-
Stokes, Isaiah	26	0	28	61	.459	0	4	.000	14	21	.667	9	16	25	1.0	38	1	70	2.7	11	20	2	5	185
Stokes, Rod	1	0	0	1	.000	-	-	-	0	0	-	-	-	0	0.0	0	0	0	0.0	0	0	0	0	1
Stokes, Taylor	47	-	215	491	.438	-	-	-	76	109	.697	-	-	312	6.6	104	1	506	10.8	-	-	-	-	-
Stokley, Ron	38	-	67	164	.409	-	-	-	42	63	.667	-	-	87	2.3	36	0	176	4.6	-	-	-	-	-
Stolt, Greg	118	70	432	969	.446	243	578	.420	196	244	.803	144	366	510	4.3	264	6	1303	11.0	77	175	93	90	3045
Suthern, Frank	7	-	10	31	.323	-	-	-	10	16	.625	-	-	22	3.0	6	0	30	4.3	-	-	-	-	-
	G	GS	FG	FGA	FG%	3FG	3FGA	3																



CAREER STATISTICS

	G	GS	FG	FGA	FG%	3FG	3FGA	3PT%	FT	FTA	FT%	O-REB	D-REB	REB	AVG	PF	DQ	PTS	AVG	A	TO	BS	ST	MIN
Strawbridge, Tim	28	26	63	155	.406	-	-	-	56	86	.651	-	-	118	4.2	83	3	180	6.4	42	61	7	31	828
Sutherland, Christopher	2	0	0	0	-	0	0	-	1	2	.500	0	0	0	0.0	0	0	1	0.5	0	0	0	0	2
Swanson, Brett	33	0	9	24	.375	4	16	.250	4	4	1.000	1	6	7	0.2	7	0	26	0.8	7	7	0	1	90
Talbot, Bill	1	-	0	2	.000	-	-	-	0	0	-	-	-	1	1.0	0	0	0	0.0	-	-	-	-	-
Tanzler, Hans	100	-	473	-	-	-	-	-	275	-	-	-	-	-	-	-	-	1221	12.2	-	-	-	-	-
Tesher, Howie	2	-	1	1	1.000	-	-	-	0	0	-	-	-	1	0.5	2	0	2	1.0	-	-	-	-	-
Thompson, Brian	119	75	239	556	.430	3	21	.143	91	151	.603	191	251	442	3.7	165	1	572	4.8	129	43	25	28	2122
Thompson, Mark	61	-	99	204	.485	-	-	-	53	106	.500	-	-	184	3.0	110	6	251	4.1	73	28*	-	8	174*
Timinski, Mark	9	0	1	6	.167	0	4	.000	0	0	-	0	1	1	0.1	1	0	2	0.2	3	6	0	1	17
Tishman, Rod	7	0	1	4	.250	0	1	.000	2	2	1.000	1	2	1	0.1	1	0	4	0.6	4	0	0	0	-
Tomlinson, Dick	72	-	351	714	.492	-	-	-	161	220	.732	-	-	529	7.3	238	2*	863	12.0	-	-	-	-	-
Touchberry, Burt	71	-	165	526	.314	-	-	-	149	214	.696	-	-	544	7.7	191	9*	479	6.7	-	-	-	-	-
Tringas, Johnny	60	-	51	152	.336	-	-	-	79	135	.585	-	-	66	1.1	107	3	181	3.0	-	-	-	-	-
Turner, Tim	73	1	25	59	.424	1	4	.250	11	23	.478	28	29	57	0.8	56	0	62	0.8	25	24	9	8	378
Tyler, Garrett	32	0	11	19	.579	3	7	.429	5	7	.714	3	4	17	0.5	3	0	321.0	0	5	0	4	63	-
Tym, Bill	2	-	0	2	.000	-	-	-	0	0	-	-	-	0	0.0	0	0	0	0.0	-	-	-	-	-
Tyus, Alex	142	106	560	1048	.534	6	16	.367	207	317	.635	248	523	771	5.5	221	0	1333	9.4	80	164	115	54	3271
Ulmer, Jerry	22	0	7	25	.280	0	0	-	8	13	.615	14	11	25	1.3	12	0	22	1.0	1	8	3	2	66
Van Ness, Ken	12	-	13	29	.448	-	-	-	7	12	.583	-	-	22	1.8	12	0	33	2.8	2	-	-	-	-
Van Noy, Bob	52	25	177	371	.423	-	-	-	55	84	.655	-	-	207	4.0	132	7	409	7.9	52	110	16	28	1197
Vargas, Eloy	9	0	0	10	.000	0	2	.000	5	9	.556	2	4	6	0.7	9	0	5	0.6	0	3	3	1	34
Vasquez, Richard	39	-	30	69	.435	-	-	-	23	40	.575	-	-	49	1.3	67	1	83	2.1	51	-	-	-	-
Victor, Jhonny	5	0	0	1	.000	0-0	-	-	0	0	-	1	0	1	0.2	0	0	0	0.0	1	1	0	0	5
Vinal, Nelson	20	-	52	135	.385	-	-	-	17	20	.850	-	-	37	1.9	40	2	121	6.1	-	-	-	-	-
Visscher, David	27	0	11	26	.423	-	-	-	4	8	.500	-	-	14	0.5	9	0	26	1.0	12	13	0	11	159
Waddell, Gary	72	-	227	490	.463	-	-	-	119	155	.768	-	-	330	4.6	149	3	573	8.0	39	15*	-	-	-
Walk, Neal	77	-	572	1182	.484	-	-	-	456	619	.737	-	-	1181	15.3	247	16	1600	22.2	67	-	-	-	-
Walker, Chris	49	6	80	146	.548	0	3	.000	19	51	.373	51	81	132	2.7	82	0	179	3.7	3	34	44	12	540
Walker, DeVon	85	11	42	160	.263	22	89	.247	39	63	.619	35	67	102	1.2	65	0	145	1.7	27	32	23	20	787
Walker, Erving	144	113	527	1345	.392	285	755	.377	438	550	.796	59	322	381	2.6	241	1	1777	12.3	547	302	1	159	4358
Walsh, Matt	92	90	406	894	.454	192	483	.398	297	373	.796	52	356	410	4.5	202	1	1301	14.1	272	259	27	125	2828
Watts, Chip	18	0	6	12	.500	-	-	-	0	2	.000	-	-	13	0.8	13	0	12	0.7	1	7	0	3	65
Weeks, Kenyan	115	65	459	923	.497	198	464	.427	118	150	.787	113	263	376	3.3	232	3	1234	10.7	170	207	47	163	2552
Weisenberg, Michael	5	0	2	5	.400	0	0	-	1	2	.500	1	1	2	0.4	0	0	5	1.0	0	0	0	0	9
	G	GS	FG	FGA	FG%	3FG	3FGA	3PT%	FT	FTA	FT%	O-REB	D-REB	REB	AVG	PF	DQ	PTS	AVG	A	TO	BS	ST	MIN
Weller, Richard	42	-	68	250	.272	-	-	-	44	74	.595	-	-	64	3.4	108	4	179	4.3	-	-	-	-	-
Welsch, Boyd	64	-	192	406	.473	-	-	-	95	126	.754	-	-	204	3.2	123	5*	479	7.5	90	-	-	-	-
Werner, Dan	139	88	318	795	.400	124	407	.305	121	160	.756	191	403	594	4.3	311	7	873	6.3	268	193	37	136	3293
Wetherington, Red	42	-	191	565	.338	-	-	-	112	167	.671	-	-	279	6.6	116	7	494	11.8	-	-	-	-	-
White, Dean	2	0	1	3	.333	-	-	-	1	3	.333	-	-	0	0.0	1	0	3	1.5	0	0	-	-	-
Wilbekin, Scottie	143	64	320	769	.416	138	367	.376	175	246	.711	55	239	294	2.1	214	2	953	6.7	419	182	5	167	3467
Williams, Chip	76	-	518	1003	.516	-	-	-	210	290	.724	-	-	775	10.2	257	14	1246	16.4	124	150*	-	25	1186*
Williams, Dan	113	32	146	347	.421	79	191	.414	71	98	.724	32	153	185	1.6	125	4	442	3.9	154	117	5	67	2033
Williams, Greg	125	76	298	783	.381	118	364	.324	241	348	.693	33	219	252	2.0	254	3	955	7.6	423	276	29	121	3158
Williams, Jason	20	17	112	254	.441	54	134	.403	63	75	.840	6	53	59	3.0	30	0	341	17.1	134	87	4	53	635
Williams, LeRon	58	24	157	302	.520	2	9	.222	44	74	.595	86	112	198	3.4	127	5	360	6.2	12	55	43	16	852
Williams, Rodney	41	9	39	96	.406	-	-	-	22	31	.710	-	-	77	1.9	85	3	100	2.4	17	44	5	15	541
Williams, Ronnie	110	109	770	1317	.585	-	-	-	546	785	.696	-	-	954	8.7	372	19	2086	19.0	158	335	89	101	3935
Williams, Steve	74	-	241	586	.411	-	-	-	113	172	.657	-	-	382	5.2	174	4	595	8.0	248	94*	-	17	536*
Williams, Tony	1	0	0	0	-	0	0	-	0	0	-	0	0	0	0.0	0	0	0	0.0	0	1	0	0	2
Williams, Wayne	21	-	15	34	.441	-	-	-	4	11	.364	-	-	37	1.8	14	0	34	1.6	-	-	-	-	-
Winkler, Harry	59	-	105	265	.396	-	-	-	52	74	.703	-	-	97	1.6	68	1*	262	4.4	3	-	-	-	-
Wright, Brent	112	82	318	671	.474	62	151	.411	289	406	.712	193	384	577	5.2	317	13	987	8.8	168	245	45	125	2667
Wright, Gainus	6	0	0	3	.000	-	-	-	0	1	.000	-	-	1	0.2	3	0	0	0.0	0	0	0	0	12
Yeguate, Will	127	59	189	383	.493	5	25	.200	132	238	.555	211	415	626	4.9	232	1	515	4.1	110	124	28	117	2347
Young, Patric	150	107	536	929	.577	0	0	-	235	413	.569	345	504	849	5.7	358	8	1307	8.7	115	187	160	98	3644
Young, Tyrone	9	2	18	43	.419	-	-	-	16	29	.552	-	-	24	2.7	28	1	52	5.8	3	21	3	8	148
Zehner, Todd	5	0	1	2	.500	0	0	-	0	0	-	0	2	2	0.4	1	0	2	0.4	0	1	0	0	8
Zinn, Jim	63	-	215	625	.344	-	-	-	170	250	.680	-	-	826	12.7	205	5*	600	9.2	-	-	-	-	-

* - Complete data not available; # - Recognized NCAA statistics; % - Total UF statistics; DQs since 1950-51; Rebs. since 1950-51; Assts. since 1967-68; TOs since 1972-73; Stls. since 1973-74; Min. since 1973-74; BS since 1975-76; Off. & def. reb. since 1986-87



USUAL STARTING LINEUPS

1964-65

18-7, 11-5 SEC

F – Paul Morton, 4.5 ppg, 3.6 rpg
F – Dick Tomlinson, 12.9 ppg, 7.1 rpg
C – Gary Keller, 12.5 ppg, 9.9 rpg
G – Brooks Henderson, 14.0 ppg, 4.5 rpg (Capt.)
G – Tom Baxley, 8.0 ppg, 2.1 rpg
Top Subs: Jeff Ramsey, 9.9 ppg, 7.8 rpg
Bob Hoffmann, 4.2 ppg, 3.5 rpg
Skip Highley, 3.8 ppg, 1.4 rpg

1965-66

16-10, 9-7 SEC

F – Gary Keller, 15.9 ppg, 12.5 rpg
F – David Miller, 8.8 ppg, 4.6 rpg
C – Jeff Ramsey, 8.7 ppg, 7.2 rpg
G – Skip Highley, 7.3 ppg, 3.9 rpg
G – Paul Morton, 9.0 ppg, 4.0 rpg (Capt.)
Top Subs: Harry Winkler, 8.3 ppg, 2.3 rpg
Gary McElroy, 6.1 ppg, 5.9 rpg

1966-67

21-4, 14-4 SEC

F – Gary Keller, 15.1 ppg, 11.3 rpg
F – Gary McElroy, 8.4 ppg, 5.3 rpg
C – Neal Walk, 11.5 ppg, 8.2 rpg
G – Skip Highley, 11.5 ppg, 3.3 rpg (Capt.)
G – David Miller, 13.8 ppg, 4.8 rpg
Top Subs: Jeff Ramsey, 5.3 ppg, 5.7 rpg
Boyd Welsch, 5.3 ppg, 3.1 rpg
Mike Rollyson, 3.8 ppg, 1.6 rpg

1967-68

15-10, 11-7 SEC

F – Andy Owens, 14.2 ppg, 7.1 rpg
F – Mike Rollyson, 8.1 ppg, 4.2 rpg
C – Neal Walk, 26.5 ppg, 19.8 rpg
C – Mike Leatherwood, 5.2 ppg, 2.4 rpg
G – David Miller, 9.8 ppg, 4.9 rpg (Capt.)
Top Sub: Gary McElroy, 8.8 ppg, 6.2 rpg

1968-69

18-9, 12-6 SEC

F – Andy Owens, 15.8 ppg, 8.5 rpg
F – Boyd Welsch, 12.6 ppg, 4.6 rpg
C – Neal Walk, 24.0 ppg, 17.8 rpg (Capt.)
G – Ed Lukko, 9.7 ppg, 4.0 rpg
G – Mike Leatherwood, 5.2 ppg, 2.0 rpg
Top Sub: Mike McGinnis, 6.5 ppg, 3.4 rpg

1969-70

9-17, 6-12 SEC

F – Dan Boe, 6.4 ppg, 7.1 rpg
F – Andy Owens, 27.0 ppg, 9.1 rpg (Capt.)
C – Earl Findley, 9.4 ppg, 6.4 rpg
G – Jerry Hoover, 9.2 ppg, 2.6 rpg
G – Ed Lukko, 5.1 ppg, 2.5 rpg
Top Subs: Jeff Miller, 5.4 ppg, 3.0 rpg
Cliff Cox, 6.3 ppg, 4.8 rpg

1970-71

11-15, 8-10 SEC

F – Tom Purvis, 13.8 ppg, 7.5 rpg
F – Gary Waddell, 9.8 ppg, 6.2 rpg
C – Earl Findley, 13.2 ppg, 9.5 rpg (Capt.)
G – Jerry Hoover, 4.8 ppg, 3.7 rpg
G – Tony Miller, 16.4 ppg, 2.6 rpg
Top Subs: Robert Agee, 3.3 ppg, 1.7 rpg
Dan Boe, 3.5 ppg, 2.3 rpg
Cliff Cox, 4.8 ppg, 3.7 rpg

1971-72

10-15, 4-14 SEC

F – Dan Boe, 8.9 ppg, 10.2 rpg
F – Steve Williams, 12.8 ppg, 6.4 rpg
C – Gary Waddell, 9.5 ppg, 5.9 rpg
G – Jerry Hoover, 19.7 ppg, 2.6 rpg (Capt.)
G – Tony Miller, 26.7 ppg, 4.5 rpg
Top Subs: Doug Brown, 5.9 ppg, 6.9 rpg
Tim Fletcher, 7.3 ppg, 2.6 rpg
Mark Thompson, 5.4 ppg, 3.6 rpg

1972-73

11-5, 7-11 SEC

F – Gene Shy, 10.8 ppg, 6.4 rpg
F – Bob Smyth, 7.3 ppg, 7.1 rpg
C – Chip Williams, 16.5 ppg, 12.1 rpg
G – Tony Miller, 17.2 ppg, 3.0 rpg (Capt.)
G – Steve Williams, 3.2 ppg, 3.0 rpg
Top Subs: Mike Lederman, 5.6 ppg, 1.0 rpg
Bill Moody, 6.7 ppg, 4.3 rpg
Gary Waddell, 4.7 ppg, 1.8 rpg

1973-74

15-11, 9-9 SEC

F – Gene Shy, 17.8 ppg, 8.4 rpg
F – Steve Williams, 8.0 ppg, 5.9 rpg (Capt.)
C – Chip Williams, 20.6 ppg, 11.1 rpg
G – Bruno Caldwell, 10.9 ppg, 2.5 rpg
G – Mike Lederman, 7.4 ppg, 1.4 rpg
Top Subs: Don Bostic, 3.2 ppg, 1.1 rpg
Don Close, 3.6 ppg, 3.0 rpg
Tim Fletcher, 2.9 ppg, 1.0 rpg (Capt.)
Mark Thompson, 3.8 ppg, 2.2 rpg (Capt.)

1974-75

12-16, 8-10 SEC

F – Jerry Moore, 6.6 ppg, 3.2 rpg
F – Gene Shy, 15.8 ppg, 7.3 rpg
C – Chip Williams, 12.9 ppg, 7.8 rpg (Capt.)
G – Don Bostic, 5.0 ppg, 2.1 rpg
G – Bruno Caldwell, 13.6 ppg, 3.6 rpg
Top Subs: Al Bonner, 4.9 ppg, 3.6 rpg
Larry Brewster, 5.9 ppg, 3.3 rpg
Mike Lederman, 11.5 ppg, 1.9 rpg

1975-76

12-14, 7-11 SEC

F – Malcolm Cesare, 8.3 ppg, 5.5 rpg
F – Gene Shy, 16.0 ppg, 5.4 rpg (Capt.)
C – Bob Smyth, 13.3 ppg, 12.7 rpg
G – Mike Lederman, 12.6 ppg, 2.4 rpg (Capt.)
G – Len Sanders, 6.4 ppg, 2.7 rpg
Top Subs: Al Bonner, 11.9 ppg, 7.1 rpg
Don Bostic, 4.2 ppg, 0.9 rpg
Larry Brewster, 4.5 ppg, 2.2 rpg

1976-77

17-9, 10-8 SEC

F – Malcolm Cesare, 9.1 ppg, 4.7 rpg
F – Bob Smyth, 15.1 ppg, 9.1 rpg (Capt.)
C – Larry Brewster, 7.1 ppg, 4.4 rpg
G – Richard Gasper, 11.9 ppg, 2.1 rpg
G – Len Sanders, 8.3 ppg, 3.7 rpg (Capt.)
Top Subs: Al Bonner, 15.0 ppg, 5.5 rpg
Don Bostic, 5.3 ppg, 1.2 rpg (Capt.)
Ric Clarson, 5.3 ppg, 1.9 rpg

1977-78

15-12, 8-10 SEC

F – Malcolm Cesare, 11.7 ppg, 6.7 rpg
F – Reggie Hannah, 12.6 ppg, 9.2 rpg
C – Larry Brewster, 11.1 ppg, 4.6 rpg (Capt.)
G – Ric Clarson, 7.0 ppg, 2.6 rpg
G – Richard Gasper, 12.9 ppg, 3.1 rpg (Capt.)
Top Subs: Al Bonner, 12.4 ppg, 4.6 rpg (Capt.)
Bob Van Noy, 5.4 ppg, 2.9 rpg

1978-79

8-19, 3-15 SEC

F – Malcolm Cesare, 16.9 ppg, 6.9 rpg (Capt.)
F – Maurice McDaniel, 10.7 ppg, 4.7 rpg
C – Reggie Hannah, 13.2 ppg, 8.6 rpg
G – Ric Clarson, 11.0 ppg, 2.3 rpg (Capt.)
G – Mark Giombetti, 6.6 ppg, 2.2 rpg
Top Subs: Jerry Bellamy, 4.1 ppg, 3.7 rpg
Mike Milligan, 7.1 ppg, 2.9 rpg

1979-80

7-21, 2-16 SEC

F – Mike Milligan, 10.2 ppg, 3.9 rpg
F – Bob Van Noy, 10.3 ppg, 4.9 rpg
C – Reggie Hannah, 17.0 ppg, 8.9 rpg
G – Jimmy Cotton, 6.9 ppg, 1.9 rpg
G – Mark Giombetti, 12.4 ppg, 2.6 rpg
Top Sub: Jim Grandholm, 3.6 ppg, 3.0 rpg

1980-81

12-16, 5-13 SEC

F – Vernon Delancy, 17.8 ppg, 5.0 rpg
F – Ronnie Williams, 19.4 ppg, 9.0 rpg
C – Tim Strawbridge, 5.1 ppg, 4.0 rpg
G – Mike Milligan, 6.4 ppg, 4.2 rpg
G – Mike Moses, 9.1 ppg, 2.1 rpg
Top Subs: Mark Giombetti, 6.4 ppg, 2.4 rpg (Capt.)
Kenny McCraney, 2.6 ppg, 1.1 rpg (Capt.)

1981-82

5-22, 2-16 SEC

F – Vernon Delancy, 10.3 ppg, 3.0 rpg
F – Ronnie Williams, 21.3 ppg, 8.2 rpg
C – Eugene McDowell, 9.9 ppg, 8.8 rpg
G – Rob Harden, 9.4 ppg, 1.6 rpg
G – Mike Moses, 6.1 ppg, 1.3 rpg
Top Subs: Tony Rogers, 3.9 ppg, 1.5 rpg
Rodney Williams, 2.8 ppg, 2.0 rpg (Capt.)

1982-83

13-18, 5-13 SEC

F – Vernon Delancy, 12.9 ppg, 2.9 rpg
F – Ronnie Williams, 18.6 ppg, 8.8 rpg
C – Eugene McDowell, 16.5 ppg, 8.5 rpg
G – Charles Griffin, 6.2 ppg, 2.2 rpg
G – Nabe Palmer, 5.3 ppg, 2.0 rpg
Top Subs: George Jackson, 4.9 ppg, 2.2 rpg
Randall Leath, 4.6 ppg, 2.0 rpg

1983-84

16-13, 11-7 SEC - NIT

F – Vernon Delancy, 8.9 ppg, 3.5 rpg (Capt.)
F – Ronnie Williams, 16.6 ppg, 8.7 rpg (Capt.)
C – Eugene McDowell, 12.4 ppg, 9.2 rpg
G – Darryl Gresham, 11.9 ppg, 2.9 rpg
G – Andrew Moten, 11.9 ppg, 3.1 rpg
Top Subs: Joe Lawrence, 5.7 ppg, 1.8 rpg
Randall Leath, 2.4 ppg, 2.1 rpg

1984-85

18-12, 9-9 SEC - NIT

F – Joe Lawrence, 4.1 ppg, 2.1 rpg
F – Randall Leath, 6.0 ppg, 5.8 rpg
C – Eugene McDowell, 14.2 ppg, 9.8 rpg (Capt.)
G – Vernon Maxwell, 13.3 ppg, 2.4 rpg
G – Andrew Moten, 16.6 ppg, 4.1 rpg
Top Subs: Pat Lawrence, 2.5 ppg, 1.6 rpg
Ronnie Montgomery, 2.7 ppg, 1.5 rpg
Danny Sheldon, 3.0 ppg, 1.0 rpg

1985-86

19-14, 10-8 SEC - NIT Final Four

F – Joe Lawrence, 10.4 ppg, 3.4 rpg (Capt.)
F – Kenny McClary, 5.6 ppg, 5.6 rpg
G – Vernon Maxwell, 19.6 ppg, 4.5 rpg
G – Ronnie Montgomery, 5.0 ppg, 2.3 rpg
G – Andrew Moten, 16.9 ppg, 3.9 rpg (Capt.)
Top Subs: Chris Capers, 3.7 ppg, 3.6 rpg
Jon Currington, 3.0 ppg, 2.6 rpg
Pat Lawrence, 3.5 ppg, 2.7 rpg

1986-87

21-10, 12-6 SEC - NCAA East Regional Semifinals*

F – Chris Capers, 8.3 ppg, 4.9 rpg
F – Joe Lawrence, 8.3 ppg, 2.9 rpg (Capt.)
C – Dwayne Schintzius, 10.9 ppg, 6.1 rpg
G – Vernon Maxwell, 21.7 ppg, 3.7 rpg
G – Andrew Moten, 16.0 ppg, 3.3 rpg (Capt.)
Top Subs: Melven Jones, 6.0 ppg, 3.8 rpg
Pat Lawrence, 4.1 ppg, 1.7 rpg
Clifford Lett, 3.6 ppg, 1.2 rpg
Kenny McClary, 4.7 ppg, 4.9 rpg
Ronnie Montgomery, 1.5 ppg, 1.6 rpg

*NCAA Tournament games vacated by NCAA

1987-88

22-11, 11-7 SEC - NCAA Second Round*

SEC Champions

F – Livingston Chatman, 12.6 ppg, 6.4 rpg
F – Pat Lawrence, 7.2 ppg, 3.7 rpg
C – Dwayne Schintzius, 14.4 ppg, 6.5 rpg
G – Ronnie Montgomery, 6.0 ppg, 5.6 rpg
G – Vernon Maxwell, 20.2 ppg, 4.2 rpg
Top Subs: Dwayne Davis, 6.3 ppg, 4.7 rpg
Clifford Lett, 4.3 ppg, 1.8 rpg

*NCAA Tournament games vacated by NCAA



USUAL STARTING LINEUPS

1988-89

21-13, 13-5 SEC - NCAA Tournament

F – Livingston Chatman, 16.1 ppg, 6.4 rpg
 F – Dwayne Davis, 13.3 ppg, 9.4 rpg
 C – Dwayne Schintzius, 18.0 ppg, 9.7 rpg
 G – Clifford Lett, 13.1 ppg, 4.2 rpg
 G – Renaldo Garcia, 8.1 ppg, 1.3 rpg
 Top Subs: Michael Kerr, 3.1 ppg, 2.6 rpg
 Brian Hogan, 2.9 ppg, 1.1 rpg
 Kelly McKinnon, 2.2 ppg, 0.5 rpg

1989-90

7-21, 3-15 SEC

F – Stacey Poole, 10.0 ppg, 4.3 rpg
 F – Hosie Grimsley, 5.9 ppg, 3.0 rpg
 C – Dwayne Davis, 12.3 ppg, 8.5 rpg
 G – Renaldo Garcia, 11.6 ppg, 2.4 rpg
 G – Scott Stewart, 5.3 ppg, 1.7 apg
 Top Subs: B.J. Carter, 5.8 ppg, 2.8 apg
 Brian Hogan, 3.8 ppg, 0.9 rpg
 Willie Jackson, 2.9 ppg, 2.1 rpg

1990-91

11-17, 7-11 SEC

F – Stacey Poole, 13.0 ppg, 5.5 rpg
 F – Hosie Grimsley, 3.9 ppg, 2.1 rpg or
 Craig Brown, 8.8 ppg, 3.0 rpg
 C – Dwayne Davis, 15.1 ppg, 7.4 rpg
 G – Scott Stewart, 4.0 ppg, 2.2 apg
 G – Renaldo Garcia, 8.9 ppg, 2.9 apg
 Top Subs: Brian Hogan, 4.8 ppg, 1.3 rpg
 Livingston Chatman, 10.7 ppg, 5.6 rpg
 Louis Rowe, 2.7 ppg, 1.7 rpg
 B.J. Carter, 2.7 ppg, 1.2 apg

1991-92

19-14, 9-7 SEC - NIT Final Four

F – Stacey Poole, 17.9, 7.3 rpg
 F – Hosie Grimsley, 6.0 ppg, 2.6 rpg
 C – Andrew DeClercq, 8.8 ppg, 6.2 rpg
 G – Craig Brown, 10.8 ppg, 3.3 rpg
 G – Dan Cross, 5.6 ppg, 2.0 apg
 Top Subs: Scott Stewart, 5.8 ppg, 2.5 apg
 Brian Hogan, 4.7 ppg, 1.0 rpg
 Louis Rowe, 3.9 ppg, 1.7 rpg
 Martti Kuisma, 2.7 ppg, 1.7 rpg

1992-93

16-12, 9-7 SEC - NIT

F – Stacey Poole, 16.4 ppg, 6.4 rpg
 F – Hosie Grimsley, 5.8 ppg, 2.8 rpg
 C – Andrew DeClercq, 10.5 ppg, 7.1 rpg
 G – Craig Brown, 10.9 ppg, 3.2 rpg
 G – Dan Cross, 5.2 ppg, 1.8 apg
 Top Subs: Martti Kuisma, 8.2 ppg, 3.4 rpg
 Scott Stewart, 7.3 ppg, 3.0 apg
 Jermaine Carlton, 4.7 ppg, 2.0 rpg

1993-94

29-8, 12-4 SEC - NCAA Final Four

F – Andrew DeClercq, 8.8 ppg, 7.9 rpg
 F – Brian Thompson, 5.5 ppg, 3.9 rpg
 C – Dametri Hill, 12.7 ppg, 4.9 rpg
 G – Craig Brown, 14.8 ppg, 4.9 rpg
 G – Dan Cross, 15.7 ppg, 3.9 apg
 Top Subs: Jason Anderson, 7.2 ppg, 3.8 rpg
 Martti Kuisma, 4.6 ppg, 2.4 rpg
 Greg Williams, 2.1 ppg, 1.1 apg

1994-95

17-13, 8-8 SEC - NCAA Tournament

F – Andrew DeClercq, 13.2 ppg, 8.8 rpg
 F – Brian Thompson, 4.4 ppg, 3.6 rpg
 C – Dametri Hill, 13.7 ppg, 5.9 rpg
 G – Dan Cross, 18.0 ppg, 3.5 apg
 G – Greg Williams, 8.4 ppg, 4.0 apg
 Top Subs: Jason Anderson, 5.9 ppg, 3.8 rpg
 LeRon Williams, 2.6 ppg, 2.1 rpg
 Tony Mickens, 2.4 ppg, 2.0 rpg
 Dan Williams, 2.2 ppg, 0.7 rpg

1995-96

12-16, 6-10 SEC

F – Brian Thompson, 7.0 ppg, 6.0 rpg
 F – LeRon Williams, 10.0 ppg, 4.8 rpg
 C – Dametri Hill, 17.6 ppg, 7.8 rpg
 G – Eddie Shannon, 8.6 ppg, 3.7 rpg
 G – Greg Williams, 10.3 ppg, 5.0 rpg
 Top Subs: Greg Stolt, 7.1 ppg, 3.1 rpg
 Dan Williams, 2.5 ppg, 1.3 rpg
 Kendrick Spruel, 2.0 ppg, 1.0 rpg

1996-97

13-15, 5-11 SEC

F – Greg Stolt, 13.9 ppg, 6.1 rpg
 C – Damen Maddox, 5.9 ppg, 3.9 rpg
 G – Eddie Shannon, 13.2 ppg, 4.2 apg
 G – Greg Williams, 11.3 ppg, 4.0 apg
 G – Dan Williams, 5.6 ppg, 2.7 rpg
 Top Subs: Kenyan Weaks, 9.3 ppg, 2.6 rpg
 Jason Anderson, 6.6 ppg, 3.4 rpg
 Kendrick Spruel, 5.6 ppg, 2.8 rpg
 Joel Reinhart, 3.8 ppg, 3.1 rpg
 Greg Cristell, 3.8 ppg, 3.2 rpg

1997-98

14-15, 6-10 SEC - NIT

F – Greg Stolt, 12.0 ppg, 4.6 rpg
 C – Damen Maddox, 6.1 ppg, 5.4 rpg
 G – Jason Williams, 17.1 ppg, 6.7 apg
 G – Eddie Shannon, 11.6 ppg, 4.2 apg
 G – Kenyan Weaks, 12.7 ppg, 4.8 rpg
 Top Subs: Brent Wright, 7.4 ppg, 4.3 rpg
 Major Parker, 5.3 ppg, 2.1 rpg
 Dan Williams, 4.9 ppg, 1.7 rpg
 Obiora Nnaji, 3.6 ppg, 3.5 rpg

1998-99

22-9, 10-6 SEC - NCAA West Regional Semifinals

F – Mike Miller, 12.2 ppg, 5.2 rpg
 F – Brent Wright, 8.2 ppg, 5.9 rpg
 C – Udonis Haslem, 10.5 ppg, 5.0 rpg
 G – Eddie Shannon, 6.7 ppg, 4.8 apg
 G – Kenyan Weaks, 11.3 ppg, 3.4 rpg
 Top Subs: Greg Stolt, 11.0 ppg, 3.3 rpg
 Teddy Dupay, 11.0 ppg, 2.8 apg
 Major Parker, 5.0 ppg, 3.1 rpg
 LaDarius Halton, 5.1 ppg, 1.2 rpg

1999-2000

29-8, 12-4 SEC - NCAA Tournament Finalists

SEC Champions

F – Mike Miller, 14.1 ppg, 6.6 rpg
 F – Brent Wright, 8.3 ppg, 4.5 rpg
 C – Udonis Haslem, 11.8 ppg, 5.1 rpg
 G – Teddy Dupay, 8.6 ppg, 2.6 apg
 G – Kenyan Weaks, 10.0 ppg, 2.7 rpg
 Top Subs: Donnell Harvey, 10.1 ppg, 7.0 rpg
 Brett Nelson, 8.1 ppg, 3.0 apg
 Matt Bonner, 4.8 ppg, 3.2 rpg
 Justin Hamilton, 4.7 ppg, 1.7 rpg

2000-01

24-7, 12-4 SEC - NCAA Second Round

SEC Champions

F – Major Parker, 5.1 ppg, 3.4 rpg
 F – Matt Bonner, 13.3 ppg, 7.7 rpg
 C – Udonis Haslem, 16.8 ppg, 7.5 rpg
 G – Brett Nelson, 15.3 ppg, 4.3 apg
 G – Teddy Dupay, 13.4 ppg, 2.3 rpg
 Top Subs: Brent Wright, 12.7 ppg, 6.2 rpg
 Justin Hamilton, 6.6 ppg, 1.8 rpg
 Orien Greene, 3.4 ppg, 2.4 rpg
 LaDarius Halton, 3.2 ppg, 1.5 rpg

2001-02

22-9, 10-6 SEC - NCAA Tournament

SEC East Champions

F – Matt Bonner, 15.6 ppg, 7.2 rpg
 F – Orien Greene, 5.2 ppg, 2.8 rpg
 C – Udonis Haslem, 16.0 ppg, 8.3 rpg
 G – Brett Nelson, 14.6 ppg, 3.3 apg
 G – Justin Hamilton, 8.5 ppg, 3.8 apg
 Top Subs: David Lee, 7.0 ppg, 4.7 rpg
 James White, 6.1 ppg, 2.9 rpg
 LaDarius Halton, 4.2 ppg, 1.5 rpg
 Bonell Colas, 3.6 ppg, 2.4 rpg

2002-03

25-8, 12-4 SEC - NCAA Second Round

F – Matt Bonner, 15.2 ppg, 6.1 rpg
 F – Matt Walsh, 12.2 ppg, 4.7 rpg
 C – David Lee, 11.2 ppg, 6.8 rpg
 G – Anthony Roberson, 12.3 ppg, 2.8 rpg
 G – Justin Hamilton, 8.0 ppg, 3.6 apg
 Top Subs: Brett Nelson, 6.3 ppg, 2.1 apg
 Bonell Colas, 4.8 ppg, 2.7 rpg
 Christian Drejer, 3.6 ppg, 2.4 apg
 Adrian Moss, 2.5 ppg, 1.9 rpg

2003-04

20-11, 9-7 SEC - NCAA Tournament

F – Matt Walsh, 15.8 ppg, 4.8 rpg
 F – David Lee, 13.3 ppg, 6.8 rpg
 C – Adrian Moss, 6.8 ppg, 4.6 rpg
 G – Anthony Roberson, 17.9 ppg, 3.6 apg
 G – Lee Humphrey, 3.8 ppg, 1.2 rpg
 Top Subs: Bonell Colas, 4.9 ppg, 3.1 rpg
 Chris Richard, 3.8 ppg, 2.6 rpg
 Mohamed Abukar, 2.7 ppg, 2.1 rpg

2004-05

24-8, 12-4 SEC - NCAA Tournament Second Round

SEC Tournament Champions

F – Corey Brewer, 7.5 ppg, 3.4 rpg
 F – David Lee, 13.6 ppg, 9.0 rpg
 C – Al Horford, 5.6 ppg, 6.5 rpg
 G – Matt Walsh, 14.6 ppg, 3.0 apg
 G – Anthony Roberson, 17.5 ppg, 2.4 apg
 Top Subs: Lee Humphrey, 4.8 ppg, 1.0 rpg
 Taurean Green, 3.9 ppg, 2.2 apg
 Joakim Noah, 3.5 ppg, 2.5 rpg
 Chris Richard, 3.3 ppg, 2.5 rpg

2005-06

33-6, 10-6 SEC - NCAA Champions

SEC Champions - SEC Tournament Champions

F – Corey Brewer, 12.7 ppg, 4.8 rpg
 F – Joakim Noah, 14.2 ppg, 7.1 rpg
 C – Al Horford, 11.3 ppg, 7.6 rpg
 G – Lee Humphrey, 10.9 ppg, 1.9 apg
 G – Taurean Green, 13.3 ppg, 4.7 apg
 Top Subs: Chris Richard, 5.9 ppg, 3.6 rpg
 Walter Hodge, 3.8 ppg, 1.2 apg
 Adrian Moss, 3.1 ppg, 2.4 rpg

2006-07

35-5, 13-3 SEC - NCAA Champions

SEC Champions - SEC Tournament Champions

F – Corey Brewer, 13.2 ppg, 4.7 rpg
 F – Joakim Noah, 12.0 ppg, 8.4 rpg
 C – Al Horford, 13.2 ppg, 9.5 rpg
 G – Lee Humphrey, 10.3 ppg, 1.3 apg
 G – Taurean Green, 13.3 ppg, 3.7 apg
 Top Subs: Chris Richard, 6.2 ppg, 3.7 rpg
 Walter Hodge, 5.7 ppg, 1.5 apg
 Marreese Speights, 4.1 ppg, 2.6 rpg
 Dan Werner, 1.8 ppg, 1.3 rpg

2007-08

24-12, 8-8 SEC - NIT Final Four

F – Dan Werner, 9.1 ppg, 6.4 rpg
 C – Marreese Speights, 14.5 ppg, 8.1 rpg
 G – Walter Hodge, 10.4 ppg, 2.9 apg
 G – Nick Calathes, 15.3 ppg, 6.1 apg
 G – Jai Lucas, 8.5 ppg, 2.3 apg
 Top Subs: Chandler Parsons, 8.1 ppg, 4.0 rpg
 Alex Tyus, 4.3 ppg, 2.6 rpg
 Adam Allen, 4.0 ppg, 0.8 rpg

2008-09

25-11, 9-7 SEC - NIT

F – Dan Werner, 8.9 ppg, 4.9 rpg
 F – Chandler Parsons, 9.2 ppg, 5.7 rpg
 C – Alex Tyus, 12.5 ppg, 6.2 rpg
 G – Walter Hodge, 8.9 ppg, 2.3 apg
 G – Nick Calathes, 17.2 ppg, 6.4 apg
 Top Subs: Erving Walker, 10.1 ppg, 2.3 apg
 Kenny Kadji, 4.4 ppg, 2.7 rpg
 Ray Shipman, 3.8 ppg, 2.1 rpg
 Allan Chaney, 3.0 ppg, 2.1 rpg



USUAL STARTING LINEUPS

2009-10

21-13, 9-7 SEC - NCAA Tournament

F – Chandler Parsons, 12.4 ppg, 6.9 rpg
 F – Alex Tyus, 11.8 ppg, 6.9 rpg
 C – Vernon Macklin, 10.6 ppg, 5.5 rpg
 G – Kenny Boynton, 14.0 ppg, 2.7 apg
 G – Erving Walker, 12.6 ppg, 4.9 apg
 Top Subs: Dan Werner, 4.6 ppg, 4.1 rpg
 Erik Murphy, 3.5 ppg, 2.4 rpg
 Ray Shipman, 2.7 ppg, 1.6 rpg

2010-11

29-8, 13-3 SEC - NCAA Southeast Regional Final SEC Champions

F – Chandler Parsons, 11.3 ppg, 7.8 rpg
 F – Alex Tyus, 9.1 ppg, 6.2 rpg
 C – Vernon Macklin, 11.6 ppg, 5.4 rpg
 G – Kenny Boynton, 14.2 ppg, 2.6 apg
 G – Erving Walker, 14.6 ppg, 3.4 apg
 Top Subs: Erik Murphy, 4.3 ppg, 2.3 rpg
 Patric Young, 3.4 ppg, 3.8 rpg
 Scottie Wilbekin, 2.4 ppg, 1.6 apg

2011-12

26-11, 10-6 SEC - NCAA West Regional Final

F – Erik Murphy, 10.5 ppg, 4.5 rpg
 C – Patric Young, 10.2 ppg, 6.4 rpg
 G – Kenny Boynton, 15.9 ppg, 2.7 apg
 G – Erving Walker, 12.1 ppg, 4.6 apg
 G – Bradley Beal, 14.8 ppg, 6.7 rpg
 Top Subs: Mike Rosario, 6.6 ppg, 1.4 rpg
 Will Yeguete, 4.4 ppg, 6.3 rpg
 Scottie Wilbekin, 2.6 ppg, 1.6 apg

2012-13

29-8, 14-4 SEC - NCAA South Regional Final SEC Champions

F – Erik Murphy, 12.2 ppg, 5.5 rpg
 C – Patric Young, 10.1 ppg, 6.3 rpg
 G – Kenny Boynton, 12.0 ppg, 3.0 rpg
 G – Mike Rosario, 12.5 ppg, 2.6 rpg
 G – Scottie Wilbekin, 9.1 ppg, 5.0 apg
 Top Subs: Casey Prather, 6.2 ppg, 3.7 rpg
 Michael Frazier II, 5.6 ppg, 3.1 rpg
 Will Yeguete, 5.5 ppg, 5.8 rpg

2013-14

36-3, 18-0 SEC - Final Four SEC Champions, SEC Tournament Champions

F – Will Yeguete, 4.9 ppg, 5.2 rpg
 F – Casey Prather, 13.8 ppg, 5.0 rpg
 C – Patric Young, 11.0 ppg, 6.2 rpg
 G – Scottie Wilbekin, 13.1 ppg, 3.6 apg
 G – Michael Frazier II, 12.4 ppg, 3.5 rpg
 Top Subs: Dorian Finney-Smith, 8.7 ppg, 6.7 rpg
 Kasey Hill, 5.5 ppg, 3.1 apg
 DeVon Walker, 2.4 ppg, 1.2 rpg

2014-15

16-17, 8-10 SEC

F – Dorian Finney-Smith, 13.1 ppg, 6.2 rpg
 C – Jon Horford, 6.5 ppg, 4.8 rpg
 G – Kasey Hill, 7.2 ppg, 4.5 apg
 G – Eli Carter, 8.8 ppg, 2.0 rpg
 G – Michael Frazier II, 12.1 ppg, 4.1 rpg
 Top Subs: Devin Robinson, 6.4 ppg, 2.8 rpg
 Alex Murphy, 5.1 ppg, 2.0 rpg
 Chris Walker, 4.7 ppg, 3.5 rpg

2015-16

21-15, 9-9 SEC

F – Devin Robinson, 9.0 ppg, 5.6 rpg
 F – Dorian Finney-Smith, 14.7 ppg, 8.3 rpg
 C – John Egbunu, 11.5 ppg, 6.5 rpg
 G – KeVaughn Allen, 11.6 ppg, 2.7 rpg
 G – Chris Chiozza, 7.2 ppg, 4.3 apg
 Top Subs: Kasey Hill, 9.1 ppg, 3.3 apg
 Justin Leon, 5.3 ppg, 3.1 rpg
 Kevarrus Hayes, 2.8 ppg, 2.6 rpg

2016-17

27-9, 14-4 SEC - NCAA East Regional Final

F – Devin Robinson, 11.1 ppg, 6.1 rpg
 F – Justin Leon, 7.4 ppg, 4.0 rpg
 C – John Egbunu, 7.8 ppg, 6.6 rpg
 G – Kasey Hill, 9.7 ppg, 4.5 apg
 G – KeVaughn Allen, 14.0 ppg, 2.4 rpg
 Top Subs: Canyon Barry, 11.4 ppg, 2.8 rpg
 Chris Chiozza, 7.2 ppg, 3.8 apg
 Kevarrus Hayes, 6.2 ppg, 4.4 rpg

2017-18

21-13, 11-7 SEC - NCAA Second Round

F – Keith Stone, 8.8 ppg, 4.3 rpg
 C – Kevarrus Hayes, 4.8 ppg, 5.0 rpg
 G – Egor Koulechov, 13.8 ppg, 6.4 rpg
 G – KeVaughn Allen, 11.0 ppg, 2.4 rpg
 G – Chris Chiozza, 11.1 ppg, 6.1 apg
 Top Subs: Jalen Hudson, 15.5 ppg, 3.9 rpg
 Mike Okauru, 3.8 ppg, 1.0 rpg
 Deaundrae Ballard, 3.7 ppg, 1.7 rpg

2018-19

20-16, 9-9 SEC - NCAA Second Round

F – Keyontae Johnson, 8.1 ppg, 6.4 rpg
 C – Kevarrus Hayes, 8.3 ppg, 6.3 rpg
 G – Andrew Nembhard, 8.0 ppg, 5.4 apg
 G – KeVaughn Allen, 11.8 ppg, 2.8 rpg
 G – Noah Locke, 9.4 ppg, 2.3 rpg
 Top Subs: Jalen Hudson, 9.3 ppg, 2.9 rpg
 Keith Stone, 6.1 ppg, 3.9 rpg
 Dontay Bassett, 2.7 ppg, 2.3 rpg

2019-20

19-12, 11-7 SEC - Postseason Canceled

F – Keyontae Johnson, 14.0 ppg, 7.1 rpg
 F – Kerry Blackshear Jr., 12.8 ppg, 7.5 rpg
 G – Andrew Nembhard, 11.2 ppg, 5.6 apg
 G – Noah Locke, 10.6 ppg, 2.5 rpg
 G – Scottie Lewis, 8.5 ppg, 3.6 rpg
 Top Subs: Tre Mann, 5.3 ppg, 1.9 rpg
 Ques Glover, 4.4 ppg, 1.0 rpg
 Omar Payne, 3.8 ppg, 3.6 rpg

2020-21

15-10, 9-7 SEC - NCAA Second Round

F – Anthony Duruji, 6.1 ppg, 4.4 rpg
 F – Colin Castleton, 12.4 ppg, 6.4 rpg
 G – Tre Mann, 16.0 ppg, 5.6 rpg
 G – Noah Locke, 10.6 ppg, 2.4 rpg
 G – Tyree Appleby, 11.3 ppg, 3.1 rpg
 Top Subs: Scottie Lewis, 7.9 ppg, 3.1 rpg
 Omar Payne, 3.8 ppg, 3.2 rpg
 Ques Glover, 2.5 ppg, 0.8 rpg

2021-22

20-14, 9-9 SEC

F – Anthony Duruji, 8.6 ppg, 4.1 rpg
 F – Colin Castleton, 16.2 ppg, 9.0 rpg
 G – Tyree Appleby, 10.9 ppg, 3.7 apg
 G – Brandon McKissic, 5.8 ppg, 2.5 rpg
 G – Phlandrous Fleming Jr., 11.1 ppg, 4.4 rpg
 Top Subs: Myreon Jones, 8.5 ppg, 2.8 rpg
 Kowacie Reeves, 5.5 ppg, 1.4 rpg
 Jason Jitoboh, 4.1 ppg, 2.4 rpg



ALL-TIME LETTERMEN

Note: Spring season designations used for letterwinners and managers (e.g., 2018 for 2017-18 season). Hire dates used for assistant coaches, athletic trainers, strength coordinators and video coordinators.

A

Aaron, Patrick 1987, 88
Abukar, Mohamed 2004
Adams, J.S. 1917
Adamson, John 1978, 79
Agee, Robert 1969, 70, 71
Al-Kaleem, Rashid 2003, 04
Aldridge, Mike 1979
Allen, Adam 2008, 11
Allen, KeVaughn 2016, 17, 18, 19
Anderson, Jason 1993, 94, 95, 97
Appleby, Ryan 2004
Appleby, Tyree 2021, 22
Armstrong, Greg 1975, 76
Atkinson, Bill 1946, 47, 48, 49 (C)

B

Baker, Ira 1930, 31, 32
Baker, L.F. 1913
Bales, Buddy 1962, 63 (C)
Ballard, Deaundrae 2018, 19
Baraks, Brad 1964
Barbee, Tom 1962, 63 (C)
Barnes, Ed 1977
Barry, Canyon 2017
Bassett, Dontay 2018, 19, 20
Bates, Clayton 1993, 94, 95, 96
Baxley, Tom 1963, 64, 65
Beal, Bradley 2012
Beckwith, Jack 1935, 36
Beeler, Paul 1913 (C)
Beeler, R.F. 1913
Belden, Douglas 1945 (C)
Bellamy, Jerry 1978, 79, 80
Benefield, Roger 1956
Benjamin, Edward 1945, 47
Benton, Travis 1984
Berry, Jack 2005, 06, 07
Bert, Harold 1951
Billings, Jerry 1951
Blackshear Jr., Kerry 2020
Boe, Dan 1970, 71, 72
Boggan, Mario 2003
Bonner, Al 1975, 76, 77, 78 (C)
Bonner, Matt 2000, 01, 02, 03 (C)
Boone, Donald 1958
Boozar, Ray 1938
Bostic, Don 1974, 75, 76, 77 (C)
Bookers, Max 2002
Boynton, Kenny 2010, 11, 12, 13
Bradley, William 1931, 32, 33
Brendler, Chuck 1957
Brewer, Corey 2005, 06, 07
Brewster, Larry 1975, 76, 77, 78 (C)
Bridges, Lamar 1947
Briggs, Russell 1951
Brodus, Cornelius 1986
Brown, A.E. 1926

Brown, Brennan 1932, 33 (C)
Brown, Craig 1991, 92, 93, 94 (C)
Brown, Douglas 1972
Brown, Mike 1979
Bryant, Aaron 1976
Burgess, John 1953
Burroughs, Johnny 1935, 36, 37
Byrd, C.Y. 1920, 21, 22 (C)

C

Calathes, Nick 2008, 09
Caldwell, Norman "Bruno" 1974, 75
Capers, Chris 1986, 87, 88
Capko, Chris 2003
Carlton, Doyle 1942, 43 (C)
Carlton, Jermaine 1993
Carruthers, Bill 1928
Carter, B.J. 1990, 91
Carter, Eli, 2015
Casares, Richard 1952, 53 (C)
Castineyra, Rolie 1984, 85, 86, 87
Castleton, Colin 2021, 22
Ceravolo, Darryl 1972
Cesare, Malcolm 1976, 77, 78, 79 (C)
Chalker, Henry 1939, 40 (C)
Chaney, Allan 2009
Chason, Hubert 1937, 38
Chatman, Livingston 1988, 89, 91
Chewning, Vernon 1969
Chiozza, Chris 2015, 16, 17, 18
Christian, Floyd 1935, 36, 37 (C)
Clark, Eddie 1962
Clarson, Ric 1976, 77, 78, 79 (C)
Clemons, Ben 1929, 30
Clemons, W.N. 1931
Close, Donald 1974, 75
Cody, Neil 1961, 62
Coe, Harry 1952, 53
Cohen, M. 1920, 21
Colas, Bonell 2001, 02, 03, 04
Colson, K.D. 1929, 30
Commander, Frank 1943
Cooper, F.P. 1918
Copeland, Ted 1953, 54, 55, 56 (C)
Corbeau, Andre 1953
Cornell, Henry 1949, 50
Corso, John 1979
Cotton, Jimmy 1978, 79, 80
Cox, Clifford 1970, 71
Coxe, C. 1920 (C)
Coxe, W. 1920
Coy, John 1977, 78
Crabtree, Clyde 1928, 29
Crafton, Reed 1986, 87
Craig, Phil 1942
Cristell, Greg 1997, 98
Cross, Dan 1992, 93, 94, 95 (C)
Cunkle, Curtis 1951, 52, 53
Currington, Jon 1986
Crejcie, Charlie 1937, 38

D

Davies, C., 1913
Davis, Adriel 2000, 01
Davis, Bob 1953
Davis, Dwayne 1988, 89, 90, 91
Davis, Tony 1993
Decker, E. 1926
DeClercq, Andrew 1992, 93, 94, 95 (C)
Delancy, Vernon 1981, 82, 83, 84 (C)
Delgado, Conrad 1946
Dickens, Hayes 1981
Donovan, Billy 2014
Dorsett, Luke 1930, 31
Doss, Lew 1954, 55
Drejer, Christian 2003
Dryden, Frank 1951
Duncan, F.H. 1922
Duncan, W.E. 1918
Dunn, Harry 1967
Dupay, Teddy 1999, 2000, 01
Duruji, Anthony 2021, 22
Duva, Anthony 1971
Dyrkolbotn, Svein 1992, 93, 94, 95

E

Eddy, Byron 1923, 24, 25
Edelson, Steve 1988
Edminston, William 1945
Edwards, Lexx 2014, 15, 16
Edwards, Terry 1992
Egbunu, John 2016, 17
Eggleston, John 1953
Elish, Steve 1940, 41, 42 (C)
Emmelhainz, Mel 1930, 31, 32 (C)
Emrick, Bob 1954, 55, 56, 57 (C)
Enwall, Hayford 1925
Eppert, Ken 1935, 36, 37
Etheridge, Franklin 1959

F

Fahs, J. 1923
Fava, Andrew 2018, 19
Feazel, Kurt 1968, 69
Felder, CJ 2022
Felson, E. 1927
Felson, Martin 1928
Findley, Darryl 1991
Findley, Earl 1970, 71 (C)
Finney-Smith, Dorian 2014, 15, 16
Fleming Jr., Phlandrous 2022
Fletcher, Tim 1972, 73, 74 (C)
Ford, Charles 1943
Forsyth, Bill 1935, 36
Fotiou, Nick 1969, 70
Fox, Newell 1958
Francis-Ramirez, Brandone 2016
Frazier II, Michael 2013, 14, 15
French, C. 1927
Fricke, Hudson 2008, 09, 10
Friedman, Stan 1952
Fritz, Chuck 1977, 78
Fueyo, Louis 1943

Futch, R.G. 1913

G

Gaither, Billy 1936
Gak, Gorkjok 2017, 18, 20
Gangi, Larry 1957
Garcia, Renaldo 1989, 90, 91
Gates, Jerry 1964
Gatke, Tuongthach 2022
Giombetti, Mark 1979, 80, 81
Glasper, Richard 1977, 78 (C)
Glover, Ques 2020, 21
Godwin, William 1949
Goldstein, E.M. 1924, 25
Gordon, Ike 1938
Graham, Billy 1957
Graham, Dennis 1983
Graham, Dillon 2013
Grandholm, Jim 1980
Gray, H.L. 1922, 23
Green, T.P. 1921
Green, Taurean 2005, 06, 07
Greene, Orien 2001, 2002
Greiner, Augie 1953, 54, 55, 56
Gresham, Darryl 1984, 85
Griffin, Charles 1983, 84
Griffiths, John 1994, 95, 96, 97
Grimsley, Hosie 1990, 91, 92, 93 (C)
Gruetzmacher, Robert 1945
Gunn, George 1931, 33, 34 (C)
Gurley, Bill 1988

H

Hager, Jack 1942, 43, 46
Haimovitch, Seth 2002, 03, 04
Hait, Kenneth 1923, 24
Hall, Brady 1945
Halton, LaDarius 1999, 01, 02
Hamilton, Harry 1947, 48, 49, 51
Hamilton, Justin 2000, 01, 02, 03 (C)
Hampton, Theo 1952
Hannah, Reggie 1978, 79, 80
Harby, Earl 1935
Harden, Rob 1982
Harris, R.A. 1916, 18
Harris, Wade 1983
Hartsaw, Ken "Pete" 1946 (C)
Harvey, Donnell 2000
Haskins, Harold 1945, 49, 51
Haslem, Udonis 1999, 2000, 01, 02
Hausenbauer, Eddie 1942
Hayes, Kevarius 2016, 17, 18, 19
Hayford, Warren 1915
Henderson, Brooks 1963, 64, 65 (C)
Henderson, Gerald 1956, 57, 58
Henderson, Jeff 1946, 47
Henderson, W.B. 1914, 15 (C), 18
Hester, L.F. 1913
Heuck, C. 1920
Highley, Mont 1963, 64 (C), 65
Highley, Skip 1965, 66, 67 (C)
Hill, Dametri 1993, 94, 95, 96 (C)



ALL-TIME LETTERMEN

Hill, Kasey 2014, 15, 16, 17
Hirsch, Earl 1932
Hitchins, George 1951, 52
Hoban, Richard 1958, 59 (C)
Hobbs, Joe 1956, 57, 58 (C)
Hodge, Walter 2006, 07, 08, 09
Hodskins, Zach 2015, 16
Hoffman, Jay 1952
Hoffmann, Bob 1963, 64, 65, 66 (C)
Hogan, Brian 1989, 90, 91, 92
Holland, S.L. 1915
Hoover, Jerry 1970, 71, 72 (C)
Horford, Al 2005, 06, 07
Horford, Jon, 2015
Horton, Jamaal 1998
Houston, Scooter 1970, 71
Hudson, Jalen 2018, 19
Huertas, David 2006
Hughes, Harold 1938
Hughes, Jimmy 1932, 33, 34
Hughes, K.K. 1921
Humphrey, Lee 2004, 05, 06, 07

I
Igou, Bob 1925, 26
Ingram, Cornelius 2005

J
Jackson, George 1982, 83, 84
Jackson, Willie 1990, 91
Jarrett, Jim 1962
Jaycox, Theodore 1949, 50, 51 (C)
Jenkins, Wyndell 1988, 89
Jeremiassen, H. 1920, 21
Jitoboh, Jason 2020, 21, 22
Johnson, 1914
Johnson, Keyontae 2019, 20, 21, 22
Johnson, Les 1951
Johnston, Edgar 1950
Jones, Edgar 1924 (C), 25 (C)
Jones, John 1957
Jones, Melven 1986, 87
Jones, Myreon 2022
Jung, George 1959, 60, 61

K
Kadji, Kenny 2009, 10
Keller, Gary 1965, 66, 67
Kelley, Harold 1971
Kennedy, Elijah 2022
Kerr, Michael 1989, 90
King, Dave 1984
King, Ronnie 1999, 2000, 02
Kinney, Erron, 1997
Kinsey, H.D. 1934
Kiracofe, Joe 1926, 27
Klatsky, Alex 2021, 22
Kliwer, David 2000, 01
Koch, William A. 1939
Koss, Bill 1963, 64, 65
Koulechov, Egor 2018
Krause, Mak 2018, 19

Kuisma, Martti 1991, 92, 93, 94
Kurtz, Jacob 2012, 13, 14, 15
L
Lalich, Todd 1969
Land, William 1946
Lane, Niels 2021, 22
Larson, Cody 2012
Lawrence, Joe 1984, 85, 86 (C), 87 (C)
Lawrence, Pat 1985, 86, 87, 88
Leach, Bill 1951, 52
Leath, Randall 1982, 83, 84, 85
Leatherwood, Michael 1968, 69
Lederman, Michael 1973, 74, 75, 76 (C)

Lee, Antrone 1996
Lee, David 2002, 03, 04, 05
Lee, E. O. 1942
Lee, James 1990
Leibowitz, Richard 1963
Leon, Francisco 1985
Leon, Justin 2016, 17
Lett, Clifford 1986, 87, 88, 89 (C)
Letzkus, Joe 1926, 27
Lewis, Scottie 2020, 21
Lewis, Skip 1969
Licker, Ralph 1946
Lindsay, Bob 1975, 76
Locke, Noah 2019, 20, 21
Lorenz, Ernest 1971
Love, Jack 1935
Love, Jimmy 1932, 33, 34
Lubel, William 1946
Lucas, Jai 2008
Lukco, Ed 1969, 70, 71
Luyk, Clifford 1960, 61, 62
Lyons, Nino 1979

M
Macklin, Vernon 2010, 11
Maddox, Damen, 1995, 96, 97, 98
Madison, W.M. 1921 (C)
Mahoney, Ed 1965, 66
Manchester, Bud 1942
Manee, Harry 1951
Mann, Tre 2020, 21
Marshall, Otis 1924
Matthews, Tony 1980
Maxwell, Vernon 1985, 86, 87, 88
May, Jack 2021
Maynard, Jack 1938, 39, 40 (C)
McCarty, John 1937
McClanahan, Kyle 2009, 10
McClary, Kenny 1985, 86, 87, 88
McCraney, Ken 1978, 79, 80, 81 (C)
McDaniel, Maurice 1979, 80
McDowell, Eugene 1982, 83, 84, 85 (C)
McElroy, Gary 1966, 67, 68
McFarland, Mike 1996, 97, 98
McGinnis, Michael 1968, 69
McKinnon, Kelly 1989, 90
McKissic, Brandon 2022
McLucas, Leonard 1928, 29, 30

Meeks, Malcolm 1972
Meigs, Joe 1961, 62
Merchant, Louis 1959, 61, 62 (C)
Merritt, G. 1913
Metzger, Joe 1961, 62
Meyers, Vachon 1950
Mickens, Tony 1994, 95
Miller, David 1966, 67, 68 (C)
Miller, Dean 1939, 40
Miller, Jeff 1970, 71
Miller, Julian 1947, 48, 49, 50 (C)
Miller, Mike 1999, 2000
Miller, N.W. 1922, 23
Miller, Tony 1971, 72, 73 (C)
Milligan, Mike 1979, 80, 81
Millman, Manning 1927
Mitchell, Don 1925, 26
Mitchell, Jonathan 2007, 08
Mitchell, Thomas 1952
Montgomery, Ronnie 1985, 86, 87, 88
Moon, Paul 1938
Moore, Bruce 1964
Moore, Eddie 1934
Moore, Jerry 1974, 75, 76
Morrison, Carlos 1961, 62, 63
Morrow, Hubert 1953
Morton, Paul 1964, 65, 66 (C)
Moses, Mike 1981, 82
Mosney, Paul 1959, 60, 61
Moss, Adrian 2003, 04, 05, 06
Moss, Roland 1921, 22, 23 (C)
Moten, Andrew 1984, 85, 86 (C), 87 (C)
Murphy, Alex 2015, 16
Murphy, Erik 2010, 11, 12, 13

N
Nagle, Bill 1971
Nelson, Brett 2000, 01, 02, 03 (C)
Nembhard, Andrew 2019, 20
Newton, Ark 1923, 26
Newton, R.O. 1922
Newton, Virgil 1924
Nichols, Bob 1956
Nims, Bob 1953, 54, 55
Nnaji, Obiora 1998, 99
Noah, Joakim 2005, 06, 07
North, Merle, 1929
Norton, Clyde 1923
Norton, Pete 1925
Nunez, Eddie 1997, 98

O
O'Berry, W.H. 1916
O'Connor, Patrick 1998, 99
Okauru, Mike 2018, 19
Ogbueze, Braxton 2013
Osifo, Osayi 2021
Owens, Andrew 1968, 69, 70 (C)
Oxford, James 1937

P
Pace, Richard "Dick" 1947, 48

Palmer, Nabe 1982, 83, 84
Parker, Major 1998, 99, 2000 (C), 01 (C)
Parsons, Chandler 2008, 09, 10, 11
Payne, Omar 2020, 21
Payne, Shane 2008
Peek, Richard 1964
Pemberton, William 1943
Pennington, Fonia 1937
Perrine, George 1928, 29 (C), 30
Perry, Marty 1981
Petersen, Robert 1951
Pike, Charles 1956, 58, 59 (C)
Pitchford, Walter 2012
Pittman, R.G. 1931, 32
Pittman, R.S. 1933
Platt, Harry Jr. 1943
Poh, Ronald 1961
Poole, Stacey 1990, 91, 92, 93 (C)
Poore, Ed 1966, 67
Porter, Steve 1977, 78
Potter, A.H. 1922
Powell, Brandon 2007
Powell, Sonny 1952, 53, 54, 55 (C)
Prather, Casey 2011, 12, 13, 14
Pulliam, L.C. 1913
Purvis, Tom 1971
Puschak, Tom 1953
Pyle, C.E. 1913

R
Rabhan, Walter 1958, 59, 60
Ramos, Jose 1989
Ramsdell, W.A. 1914, 15, 16
Ramsey, Jeff 1965, 66, 67
Ratliffe, Willie 1953
Raybon, Al 1938
Reen, Pat 1938, 40, 41
Reeves, Kowacie 2022
Reinhart, Joel, 1994, 95, 96, 97
Repass, Joseph 1975
Richard, Chris 2004, 05, 06, 07
Rickett, Robert 1934, 35, 36
Rimmer, Schuyler 2016, 17
Roberson, Anthony 2003, 04, 05
Roberts, Roy 1951, 52, 53 (C)
Robinson, Devin 2015, 16, 17
Robles, O.S. 1916
Rogers, Tony 1982, 83
Roher, Dick 1958
Rollyson, Mike 1966, 67, 68
Rome, Roger 1975
Rosario, Mike 2012, 13
Roseboro, Quan 1980
Roseboro, Melvin 1980
Rowe, Louis 1991, 92
Ruzhentsev, Samson 2021
Ryan, Robert 1943, 46

S
Sadler, Gene 1962
Salzer, Billy 1929
Sanders, Len 1976, 77 (C)



ALL-TIME LETTERMEN

Sarra, Lamar 1925, 26 (C)
 Saso, Mark 1985, 86
 Schintzius, Dwayne 1987, 88, 89, 90
 Schintzius, Travis 1990
 Schulman, Harold 1950, 51
 Seay, Erwin 1926
 Shannon, Eddie 1996, 97, 98, 99 (C)
 Shearer, Welcome 1933, 34, 35 (C)
 Sheldon, Danny 1984, 85
 Shellabarger, Curtis 1974
 Sherwood, Robert 1958, 59, 60 (C)
 Shipman, Ray 2009, 10
 Shiver, Robert 1959, 60, 61 (C)
 Shy, Eugene 1973, 74, 75, 76 (C)
 Sikes, J.F. 1914, 16
 Simpson, Thomas 1959, 60
 Smathers, George 1934, 35, 36 (C)
 Smith, Charles 1957
 Smith, Harry 1924, 25
 Smith, Horace 1924
 Smith, Red 1926, 27 (C)
 Smyth, Robert 1974, 75, 76, 77 (C)
 Sommese, Lanny 1963, 64
 Sparkman, J. 1918
 Speights, Marreese 2007, 08
 Spruel, Kendrick 1996, 97
 Stanley, W.A. 1924, 25
 Steger, Henry 1943
 Stevenson, Andy 1952
 Stewart, Scott 1990, 91, 92, 93 (C)
 Stobbs, Thomas 1945
 Stokes, Elam 1951
 Stokes, Taylor 1962, 63, 65
 Stokely, Ron 1956, 57
 Stokes, Isaiah 2019
 Stolt, Greg 1996, 97, 98, 99 (C)
 Stone, Keith 2017, 18, 19
 Strawbridge, Tim 1981
 Sutherland, Christopher 2020
 Swanson, Brett 2006, 07
 Swanson, C. 1913
 Swanson, F.M. 1914
 Swanson, R.G. 1913
 Swanson, T.J. 1914 (C) 15, 16

T

Talbot, Bill 1951
 Tanzler, Hans 1947, 48, 49, 50 (C)
 Telepas, George 1958
 Teshner, Howey 1952
 Thompson, Brian 1993, 94, 95, 96 (C)
 Thompson, H.L. 1925, 26
 Thompson, L.L. 1922, 23, 24
 Thompson, Mark 1972, 73, 74 (C)
 Thompson, Norris 1940, 41
 Timinski, Mark, 1997, 98, 99
 Tishman, Rod 2010
 Tomlinson, Dick 1963, 64, 65
 Touchberry, Burt 1954, 55, 56, 57
 Tringas, Johnnie 1952, 53, 54
 Trogdon, George 1927
 Turner, James 1945

Turner, Tim 1990, 91, 92
 Tyler, Garrett 2005, 06, 07
 Tyus, Alex 2008, 09, 10, 11

U

Ulmer, Jeremy 1991, 92

V

VanCamp, Roy 1914, 15, 16 (C)
 Van Ness, Kenneth 1972
 Van Noy, Bob 1978, 80
 Van Sickle, Dale 1928, 29, 30 (C)
 Vargas, Eloy 2009
 Vasquez, Richard 1968, 69
 Veque, Martin 1927
 Victor, Jhonny 2016
 Vinal, Nelson 1951
 Visscher, David 1983, 84

W

Waddell, Gary 1971, 72
 Walk, Neal 1967, 68, 69 (C)
 Walker, Chris 2014, 15
 Walker, DeVon 2013, 14, 16
 Walker, Erving 2009, 10, 11, 12
 Walker, Ion 1926, 27, 28
 Walker, Johnny 1989
 Walker, Troy 1972
 Walsh, Matt 2003, 04, 05
 Walton, Bud 1939, 40
 Walton, W.L. 1941
 Ward, H. 1920
 Ward, W. 1920, 21
 Warner, Robert 1933, 34, 35
 Waters, Dale 1929, 30, 31 (C)
 Watts, Chip 1981
 Weeks, Kenyan 1997, 98, 99, 2000 (C)
 Weisenberg, Michael 2008
 Welch, William 1945, 48, 49
 Weller, Richard 1950, 51
 Welsch, Boyd 1967, 68, 69
 Werner, Dan 2007, 08, 09, 10
 Wetherington, Merrill "Red" 1951, 52
 Wheeler, Rick 1958
 Whiddon, Clifford 1937
 Whitaker, Glenn 1924
 White, James 2002
 Wilbekin, Scottie 2011, 12, 13, 14
 Williams, Chip 1973, 74, 75 (C)
 Williams, Dan 1995, 96, 97, 98
 Williams, Dennis 1974, 75
 Williams, Greg 1994, 95, 96, 97
 Williams, Jason 1998
 Williams, LeRon 1995, 96
 Williams, Rodney 1982, 83
 Williams, Ronnie 1981, 82, 83, 84 (C)
 Williams, Steve 1972, 73, 74 (C)
 Williams, Tony 1988
 Williams, Wayne 1958
 Winkler, Harry 1966, 67, 68
 Wood, C.P. 1918

Woods, J.P. 1928
 Woolery, Richard 1945
 Worley, Lee 1924
 Wright, Brent 1998, 99, 2000 (C), 2001 (C)
 Wright, Gainus (1980)

Y

Yeguete, Will 2011, 12, 13, 14
 Yinshannis, Frank 1939, 40, 41 (C)
 Yonge, J.E. 1916
 Young, Patric 2011, 12, 13, 14
 Young, Tyrone 1981

Z

Zdanzukas, Vincent 1939, 40, 41
 Zinn, James 1956, 57, 58



ALL-TIME LETTERMEN

All-Time Managers

Adams, Garth (1985-86)
 Adel, Josh (Head Manager; 2008-12)
 Ahlberg, Rick (1973-76)
 Andersen, Bennett (2021-22)
 Argo, William Jr. (1954-55)
 Ausley, Chas. (Freshman Manager; 1927)
 Ball, Quentin (1996-2000)
 Barton, Brian (Head Manager; 1997-2002)
 Beckworth, Tarvis (1998)
 Bell, Douglas (Freshman Manager; 1961)
 Benzion, Kyle (2011)
 Blinder, Eric (2006)
 Brendler, Gary (Varsity Manager; 1958, 59)
 Boley, Bob (Varsity Manager; 1929-30)
 Bopp, Jesse (2009)
 Boynton, William B. (1939-40)
 Buchert, Mike (1997-2001)
 Buhmeyer, Gary (Freshman Manager; 1960)
 Burkhardt, Dan (2010-11)
 Byrd, C.Y. "Check" (Varsity Manager; 1921-23)
 Carter, Evan (2010-11)
 Carter, Stott (1996-2001); Head Manager (2001)
 Cody, Neal (1962-63)
 Cook, Mike (1980-82)
 Cox, Daniel (1990-91)
 Crawford, Carl (Varsity Manager; 1960)
 Crayne, Bob (1977-78)
 Daigneault, Mark (2011-12)
 Darby, Tim (2001-04)
 Datz, Harold Jay (Freshman Manager; 1957)
 Davis, C.W. Butch (Freshman Manager; 1962)
 Donovan, Colby (2010-14); Head Manager (2013-14)
 Draper, Daryl (1992)
 Edwards, Brian (1993)
 Essrig, Marvin (Varsity Manager; 1940-42)
 Farring, Richmond R. (Freshman Manager; 1958)
 Fava, Andrew (2017)
 Feinberg, William (1968-72)
 Fitzpatrick, Cody (2016)
 Fleet, Erwin (1944-47)
 Foote, Nicholas (1990)
 Ford, Andrew (2021-22)
 Forstot, Max (2020-22)
 Fuller, Tom (Varsity Manager; 1925-27)
 Fryer, Byrd (Varsity Manager; 1935-36)
 Galloway, Wayne (1972-73)
 Gard, Casey (1987)
 Gatcliff, Robert (Varsity Manager; 1964-65)
 Gilbert, Brandon (2012-14)
 Gilreath, Kyle (2005-09)
 Grimberg, Steven (1993-95)
 Grubar, Bob (1979)
 Guin, Jeff (1995-97; Head Manager 1997)
 Gonzalez, Ben (2016-18)
 Harby, Earl (1935)
 Hardin, Ryan (1993-94)
 Harris, David (2009-10)
 Havery, Don (Freshman Manager; 1968-69)
 Herlong, Byron (Varsity Manager; 1933-34)
 Hershberger, Sam (2018-19)
 Hewitt, Bobby (1988)
 Hyhdn, Sobal (Freshman Manager; 1928)
 Jacobson, Jordan (2021-22)
 Jackson, Ryan (2018-21)
 Jamerson, LaVern (Varsity Manager; 1955-57)
 Jensen, David (Freshman Manager; 1951)
 Johnson, Bruce (Varsity Manager; 1951-53)
 Jones, Edgar (1923-24, Freshman Manager, 1923)
 Jones, Kirk (1988)
 Kalishman, Allen ("B" Team Manager; 1954)

Kennedy, W.M. (1913)
 King, Ryan (2006-09)
 Klein, Tim (1988-90; Head Manager 1991-95)
 Klepper, Irving (Freshman Manager; 1936)
 Ko, Ju-Ray (2022)
 Koontz, Joey (2006-09)
 Krause, Mak (2015-17)
 Kurtz, Jacob (2011)
 Lewis, Hal Graham (Freshman Manager; 1958)
 Loggins, George Lester (Varsity Manager; 1970-73)
 Lolio, Michael (2017)
 Madison, Bill (1920-21)
 Marinak, Bob (1987-88)
 Maultsby, Dan (Freshman Manager; 1935)
 McCall, Matt (Head Manager; 2002-06)
 McCarty, Dan (Varsity Manager; 1932-33)
 McClellan, Broward (Varsity Manager; 1930-31)
 McCloskey, Ryan (2017-18)
 McCool, Clay (2019-20)
 McGinnis, Richard Alan (Freshman Mgr.; 1971-72)
 McKinley, Caleb (2018-22)
 McLain, James (Varsity Manager; 1949-50)
 Mervis, Chad (Head Manager; 2012-16)
 Miller, J.A. (1914)
 Miller, Mark (1991)
 Miller, Walter (Freshman Manager; 1955)
 Mitchell, Edward (Varsity Manager; 1938-39)
 Mixon, Mickey (Freshman Manager; 1942)
 Moats, David (2013-14)
 Moon, Lee (2003-05)
 Moreland, Jordan (2013-17)
 Morris, Brandon (2012)
 Newkirk, Jack (Freshman Manager; 1965-67)
 Newsome, Miles (2019)
 Nunez, Eddie (Head Manager; 2000)
 Nunez, Mike (1996-97)
 Owens, Marcus (Varsity Manager; 1928-29)
 Paquot, Richardson (2015-17)
 Pent, Vennie (1960-61)
 Pittman, Wesley (2015-16)
 Poms, Eric (1985; Head Manager 1987-90)
 Pozatek, Bob (Head Manager; 1999-2002)
 Price, Jack (Freshman Manager; 1934)
 Pugh, John (Freshman Manager; 1963)
 Pully, Stephen (Freshman Manager; 1956)
 Rafaniello, John (1985)
 Reeves, Brian (2002-05)
 Rion, Bill (Freshman Manager; 1942)
 Schneider, Al (1943)
 Seitelin, Jack (Freshman Manager, 1939)
 Seitz, Justin (2011)
 Shelby, Saul (Freshman Manager; 1938)
 Sidney, Richard (Varsity Manager; 1951)
 Sikes, J. (1915)
 Siverling, Matt (2003-04)
 Smith, Jamie (2010)
 Starkman, Daniel (2012-15; Head Manager 2015)
 Stein, Mike (1993-96)
 Sutherland, Christopher (2019-21)
 Thompson, Jack (Varsity Manager; 1927-28)
 Thompson, William Lewis (Freshman Manager; 1950)
 Udine, Ben (2022)
 Ulino, Marhew (2022)
 Vejraska, Cory (2014-15)
 Visscher, Jon (1983-85; Head Manager 1985)
 Waddell, Josh (1995-97)
 Warren, Jack (2016-20)
 Weathers, Scott (1987-88)
 Weber, Owen (Varsity Manager; 1965-66)
 Weiner, Mike (2005-08)
 Weisman, Steve (1949)

Willys, Doug (Freshman Manager; 1969-70)
 Winters, Ryan (2006-07)
 Wise, Matt (2012-13)
 Wittenstein, Joe (Varsity Manager; 1937-38)
 Wolinski, Herbert (Freshman Manager; 1942)
 Yarnall, William (Varsity Manager; 1931-32)
 Yon, Peyton (Varsity Manager; 1936-37)
 Young, Ben (Varsity Manager; 1968-69)
 Zehner, Todd (1990), Head Manager (1993)
 Zetrouer, Gary (1996-99; Head Manager 1999)
 Zhelesnik, Greg (2010)

Associate Head Coaches

Hartman, Carlin (2022-present)

McCray, Korey (2022-present)

Pinkins, Al (2018-22)

Assistant Coaches

Since 1950

Brown, James (1976-82)
 Burno, Rashon (2012-15)
 Buford, R.C. (1993-94)
 Grant, Anthony (1996-2006)
 Grubar, Dick (1973-78)
 Henderson, Brooks (1965-66)
 Henry, Billy (1970-72)
Hovde, Kevin (2022-present)
 Hughes, Rick (1989-90)
 Jones, Donnie (1996-2007)
 Kamla, Elden (1978-80)
 Lanier, Rob (2007-11)
 May, Dusty (2015-18)
 McCahren, Jim (1949-72)
 McCall, Matt (2011-15)
 McCraney, Kenny (1982-89)
 McCullum, Robert (1990-96)
 Mincy, Jordan (2015-21)
 Miskdeen, Akeem (2021-22)
 Moore, Perry (1961-64)
 Nicholls, Biff (1980-83)
 Nichols, Darris (2015-21)
 Ostrom, Tom (2002-04)
 Pastrana, Erik (2021-22)
 Pelphrey, John (1996-2002, 2011-15)
 Pitino, Richard (2009-11)
 Preston, Lewis (2006-08)
 Roberts, Norm (2011-12)
 Robinson, Dave (1979-80)
 Shepherd, Mike (1994-96)
 Shyatt, Larry (2004-11)
 Smart, Shaka (2008-09)
 Speraw, Kirk (1990-93)
 Stevens, Bobby (1989-90)
 Stewart, Ron (1990-96)
 Swander, Bob (1960-61)
 Towe, Monte (1980-89)
 Truax, Terry (1973-76)
 Visscher, Ed (1978-80)
 Weber, Phil (1984-89)

Athletic Trainer

(Since 1950)

Barton, Bobby (1970-71)
 Cunningham, Jim (1963-65)
 Golin, Ernie (1969)
 Greathouse, Brady (1966-67)
 Griffith, Tony (1973-79)
 Jackson, Sidney (1961)
 Koenig, Chris (1992-2004)
 Lankford, Sam (1950-62)
 Mackie, Jim (1982-87)

Lynn, Ken (1968)
 Mackie, Jim (1985-87)
 Schwake, Fred (1972)
 Sutton, Tony (1988-90)
 Webster, Keith (1980-81)
Werner, Dave (2004-present)

Strength & Conditioning

(Since 1992)

Caldwell, Scott (1992-93)
 Glass, Rob (1997-99)
 Greene, Preston (2011-22)
 Herring, Matt (2004-11)
Lopez, Victor (2022-present)
 Moorer, Pat (1994-96)
 Webster, Scott (2000-04)

Dir. of Basketball Strategy & Analytics

Safir, Jonathan (2022-present)

Dir. of Basketball Ops

Blake, Jonathan (2018-22)
 Church, Kyle (2015-18)
 Hertz, Darren (2005-15)
Robuck, Mike (2022-present)

Asst. to the Head Coach

Blake, Jonathan (2017-18)
 Daigneault, Mark (2012-14)
 Douglas, Bryce (2020-22)
 Schmidt, Billy (2014-15)

Video Coordinator

Beaupre, Adam (2005-11)
 Blake, Jonathan (2015-17)
 Douglas, Bryce (2017-20)
 Gash, Peter (2014-15)
 Hertz, Darren (2001-05)
Olsen, Kevin (2022-present)
 Winterbone, Oliver (2011-14)



ALL-TIME NUMERICAL ROSTER

The following numbers are legal: 0, 00, 1, 2, 3, 4, 5, 10, 11, 12, 13, 14, 15, 20, 21, 22, 23, 24, 25, 30, 31, 32, 33, 34, 35, 40, 41, 42, 43, 44, 45, 50, 51, 52, 53, 54 and 55. Team rosters can include 0 or 00, but not both. From 1958 to 1999 the numbers 1 and 2 were prohibited.

Note: Spring season designations used (e.g., 2021 for 2020-21 season).

0

Myreon Jones (2022)
Ques Glover (2020-21)
Mike Okauru (2018-19)
Kasey Hill (2014-17)
Jacob Kurtz (2012-13)
Jonathan Mitchell (2008)

00

Brent Wright (1998-2001)
Ronnie Montgomery (1985-88)
Nino Lyons (1979)
Richard Gasper (1977-78)

1

CJ Felder (2022)
Tre Mann (2020-21)
Chase Johnson (2018)
Devin Robinson (2017)
DeVon Walker (2016)
Eli Carter (2014-15)
Kenny Boynton (2010-13)
Eloy Vargas (2009)
Brett Swanson (2006-07)
Anthony Roberson (2003-05)
Orien Greene (2001-02)

2

Samson Ruzhentsev (2021)
Andrew Nembhard (2019-20)
Eric Hester (2017)
Brandone Francis-Ramirez (2016)
Corey Brewer (2005-07)
Mario Boggan (2003)
James White (2002)
Ronnie King (2000-01)

3

Alex Klatsky (2021-22)
Jalen Hudson (2018-19)
Devin Robinson (2015-16)
Mike Rosario (2012-13)
Ray Shipman (2009-10)
Brandon Powell (2007)
Seth Haimovitch (2002-04)
Eddie Shannon (1998-99)
Brian Thompson (1993-96)
Tim Turner (1991-92)
Pat Lawrence (1985-88)
Travis Benton (1984)
Marty Perry (1981)
Augie Greiner (1953)
Sonny Powell (1952)
George Hitchins (1951)

4

Anthony Duruji (2021-22)
Egor Koulechov (2018)
KeVaughn Allen (2016)
Patric Young (2011-14)
Kyle McClanahan (2009)

Shane Payne (2008)
Adrian Moss (2003-06)
Donnell Harvey (2000)
Mark Timinski (1997-99)
Antrone Lee (1996)
Craig Brown (1991-94)
Damon Dragotis (1988)
Joe Lawrence (1984-87)
Andre Corbeau (1953)
Thomas Mitchell (1952)
Bill Talbot (1951)

5

Omar Payne (2020-21)
KeVaughn Allen (2017-19)
Alex Murphy (2015-16)
Scottie Wilbekin (2011-14)
Jai Lucas (2008)
Chris Capko (2003)
Teddy Dupay (1999-2001)
Jason Anderson (1993-95, 1997)
Andrew Moten (1984-87)
Joe Repass (1974)
Stan Friedman (1952)
Dick Weller (1951)

10

Elijah Kennedy (2022)
Noah Locke (2019-21)
Dorian Finney-Smith (2014-16)
Cornelius Ingram (2005)
Christian Drejer (2004)
Brett Nelson (2000-03)
Greg Williams (1994-97)
Tony Davis (1993)
B.J. Carter (1990-91)
Jose Ramos (1989)
Patrick Aaron (1987-88)
Ronnie Montgomery (1985)
Mike Moses (1981-82)
Quan Roseboro (1980)
Norm "Bruno" Caldwell (1974-75)
Mark Thompson (1971)
Bob Nims (1953)

11

Keyontae Johnson (2019-22)
Chris Chiozza (2015-18)
Lexus Edwards (2014)
Braxton Ogbueze (2013)
Erving Walker (2009-12)
Taurean Green (2005-07)
Christian Drejer (2003)
Ronnie King (1999)
Jamaal Horton (1998)
Dan Williams (1995-98)
Scott Stewart (1990-93)
Vernon Maxwell (1985-88)
Dave King (1983)
Melvin Roseboro (1980)
Don Bostic (1974)
Tony Miller (1971-73)
Willie Ratliffe (1953)
Roy Roberts (1951)

12

Colin Castleton (2021-22)
Gorjok Gak (2017-20)
Zach Hodskins (2016)
Dillon Graham (2013-15)
Lee Humphrey (2004-07)
Justin Hamilton (2000-03)

Dan Cross (1992-95)
Francisco Leon (1985)
Vernon Delancy (1981-84)
Tim Fletcher (1972-74)
Tony Duva (1971)
Curt Cunkle (1951)

13

Kevarrius Hayes (2016-19)
Joakim Noah (2005-07)
Mike Miller (1999-2000)
Willie Jackson (1990-91)
Wyndell Jenkins (1988-89)
Jimmy Cotton (1978-80)
Don Bostic (1975-77)
Darryl Ceravolo (1970-72)
Richard Vasquez (1968-69)
Joe Hobbs (1956-58)
Bob Davis (1953)
Theo Hampton (1952)
Elam Stokes (1951)

14

Kowacie Reeves (2022)
Mak Krause (2018-19)
Lexus Edwards (2015-16)
Adam Allen (2008-2011)
Eddie Shannon (1996-97)
Darryl Gresham (1984-85)
John Jones (1957)
Teddy Copeland (1954-56)
Jay Hoffman (1952)
Ted Jaycox (1948-51)

15

Osayi Osifo (2021)
Isaiah Stokes (2019)
John Egbunu (2016-17)
Will Yeguete (2011-14)
Walter Hodge (2006-2009)
Matt Bonner (2000-03)
Eddie Nunez (1997-98)
Martti Kuusma (1991-94)
Ken McCraney (1978-81)
Chuck Fritz (1977-78)
Greg Armstrong (1975-76)
Jerry Hoover (1970-72)
Mike Leatherwood (1968-69)
Lou Merchant (1961)
Walter Rabhan (1958)
Burt Touchberry (1954-57)
Harry Coe (1952-53)
Pete Petersen (1951)

20

Jack May (2021-22)
Jhonny Victor (2016)
Michael Frazier II (2013-15)
Kyle McClanahan (2010-11)
David Kliever (2000-01)
Mike McFarland (1996-97)
Terry Edwards (1992)
Renaldo Garcia (1989-91)
Stephen Edelson (1988)
Reed Crafton (1986-87)
Danny Sheldon (1984-85)
Jeff Kelley (1983)
Bob Van Noy (1978-80)
Len Sanders (1976-77)
Tim Fletcher (1971)
Jerry Hoover (1969)
Bruce Moore (1964)

Taylor Stokes (1962-63)
Bobby Shiver (1961)
Rick Wheeler (1958)
Bob Emrick (1954-57)
Sonny Powell (1953)

21

Dontay Bassett (2018-20)
Jon Horford (2015)
Dan Werner (2007-10)
Mohamed Abukar (2004)
Max Booker (2002)
Joel Reinhart (1994-97)
Louis Rowe (1991-92)
Tim Turner (1989-90)
Kenny McClary (1985-88)
Mike Aldridge (1979)
John Coy (1977-78)
Bob Lindsay (1975-76)
Jeff Miller (1969)
Ed Mahoney (1965-66)
Brad Baraks (1964)
Joe Meigs (1962)
Dick Hoban (1957-58)
Bill Leach (1951-52)

22

Tyree Appleby (2021-22)
Andrew Fava (2018-19)
Michael Weisenberg (2008)
Jack Berry (2005-07)
Rashid Al-Kaleem (2003-04)
Kenyan Weaks (1997)
Stacey Poole (1990-93)
Chris Capers (1986-88)
David Visscher (1983-84)
Mike Milligan (1979-81)
Steve Porter (1976-78)
Chip Williams (1973-75)
Troy Walker (1972)
Jeff Miller (1970-71)
Kurt Feazel (1967-68)
Tom Baxley (1963-65)
Jim Jarrett (1962)
Ronnie Poh (1961)
Newell Fox (1958)
Charlie Pike (1956)
Hubert Morrow (1953)
George Hitchins (1952)
Harold Bert (1951)

23

Brandon McKissic (2022)
Scottie Lewis (2020-21)
Justin Leon (2017)
Chris Walker (2014-15)
Bradley Beal (2012)
Alex Tyus (2008-2011)
Jonathan Mitchell (2007)
Garrett Tyler (2005)
Ryan Appleby (2004)
LaDarius Halton (1999-2002)
Hosie Grimsley (1990-93)
Clifford Lett (1986-89)
Charles Griffin (1983-84)
Rob Harden (1982)
Mark Giombetti (1979-81)
Ed Barnes (1977)
Gene Shy (1973-76)
Don Close (1972)
Hal Kelley (1971)

Kurt Feazel (1969)
Ed Lukko (1968)
Harry Dunn (1967)
Paul Morton (1964-66)
Neil Cody (1962)
Buddy Bales (1961)
Don Boone (1958)
John Burgess (1953)
Red Wetherington (1951)

24

Phlandrous Fleming Jr. (2022)
Kerry Blackshear Jr. (2020)
Deaundrae Ballard (2018-19)
Canyon Barry (2017)
Justin Leon (2016)
Zach Hodskins (2015)
Casey Prather (2011-14)
Allan Chaney (2009)
David Lee (2002-05)
Greg Stolt (1996-99)
George Jackson (1982-84)
John Adamson (1978-79)
Roger Rome (1973-74)
Hans Tanzler (1971)
Hal Kelley (1970)
Todd Lalich (1969)
Lanny Sommese (1963-64)
Gene Sadler (1962)
Paul Mosney (1961)
George Telepas (1958)
Charlie Smith (1956-57)
Harold Haskins (1945, 49, 51)

25

Keith Stone (2017-19)
DeVon Walker (2013-14)
Chandler Parsons (2008-2011)
Garrett Tyler (2006-07)
Major Parker (1998-2001)
Kendrick Spruel (1996-97)
Brian Hogan (1989-92)
Ronnie Williams (1981-84)
Ric Clarson (1976-79)
Joe Repass (1975)
Skip Lewis (1969)
Mike Rollyson (1966-68)
Brooks Henderson (1963-65)
Eddie Clark (1962)
George Jung (1958-61)
Chuck Brendler (1957)
Tom Puschak (1953)
Andy Stevenson (1952)
Edgar Johnson (1949-51)

30

Jacob Kurtz (2014-15)
Kenny Kadji (2009-10)
Clayton Bates (1993-96)
Travis Schintzius (1990)
Rodney Williams (1982-83)
Tyrone Young (1981)
Jerry Moore (1973-74)
Ernest Lorenz (1971)
Nick Fotiou (1968-70)
Edd Poore (1964-67)
Carlos Morrison (1962-63)
John Eggleston (1953)

31

Jeremy Ulmer (1991-92)
Scooter Houston (1970)



ALL-TIME NUMERICAL ROSTER

Mike McGinnis (1968)
Gary Keller (1964-67)
Richard Leibowitz (1963)
Lou Merchant (1962)
Jim Zinn (1956-58)
Larry Scott (1953)
Howie Teshner (1952)
Harry Manee (1951)

32

Tuongthach Gatke (2022)
Schuyler Rimmer (2016-17)
Vernon Macklin (2010-2011)
Chris Richard (2004-07)
Patrick O'Connor (1998-99)
LeRon Williams (1995-96)
Nick Sanchez (1992)
Livingston Chatman (1988-89, 91)
Cornelius Brodus (1985-86)
Tony Rogers (1982-83)
John Corso (1979)
Al Bonner (1975-78)
Tom Purvis (1970-71)
Vernon Chewing (1969)
David Miller (1966-68)
Dick Tomlinson (1963-65)
Joe Metzger (1962)
Carlos Morrison (1961)
John Tringas (1952-53)
Nelson Vinal (1951)

33

Jason Jitoboh (2020-22)
Erik Murphy (2010-13)
Nick Calathes (2008-2009)
David Huertas (2006)
Adriel Davis (2000-01)
Greg Cristell (1996)
Tony Mickens (1994-95)
Darryl Findley (1991)
Dwayne Schintzius (1987-90)
Jon Currington (1986)

Nabe Palmer (1982-84)
Tony Matthews (1980)
Jerry Moore (1975-76)
Steve Williams (1972-74)
Ed Lukco (1969-71)
Harry Winkler (1965-68)
Tom Barbee (1962-63)
Neil Cody (1961)
Charlie Pike (1958)
Ron Stokely (1956-57)
Harold Schulman (1949-51)

34

Christopher Sutherland (2020)
Cody Larson (2012)
Marreese Speights (2007-08)
Obiora Nnaji (1998-99)
John Griffiths (1994-97)
Michael Kerr (1989-90)
Johnny Walker (1989)
Tony Williams (1988)
Melven Jones (1986-87)
Roger Rome (1975)
Mark Thompson (1972-74)
Cliff Cox (1970-71)
Boyd Welsch (1967-69)
Mike McGinnis (1966)
Bill Koss (1963-65)
Cliff Luyk (1960-62)
Teddy Copeland (1953)
Rick Casares (1952)
Chonny Meyers (1949-51)

35

Walter Pitchford (2012)
Greg Cristell (1997-98)
Dametri Hill (1993-96)
Mike Lederman (1973-76)
Malcom Meeks (1972)
Bill Nagle (1971)
Tony Duva (1968-70)
Skip Highley (1965-67)

Jerry Gates (1964)
Buddy Bales (1962-63)
Joe Meigs (1961)
Lew Doss (1955-56)
Harry Hamilton (1947-49, 1951)

40

Hudson Fricke (2009-10)
Svein Dyrkolbotn (1992-95)
Eugene McDowell (1982-85)
Jerry Bellamy (1978-80)
Bob Smyth (1974-77)
Dan Boe (1970-72)
Jeff Ramsey (1965-67)
Mont Highly (1963-64)
Jerry Henderson (1956-58)
Curtis Cunkle (1953)

41

Neal Walk (1967-69)
Bob Hoffmann (1963-65)
Wayne Williams (1955-58)
Frank Dryden (1951)

42

Billy Donovan (2014)
Rod Tishman (2009-10)
Al Horford (2005-07)
Bonell Colas (2001-04)
Erron Kinney (1997)
Cesar Portillo (1989)
Mark Saso (1984-86)
Malcolm Cesare (1976-79)
Don Close (1974-75)
Kevin Van Ness (1972)
Earl Findley (1970-71)
Gary McElroy (1966-68)
Richard Roher (1957-58)
Roger Benefield (1956)
Les Johnson (1951)

43

Randall Leath (1982-85)
Taylor Stokes (1965)
Bob Nichols (1956)
Jerry Billings (1951)

Niels Lane (2021-22)
Matt Walsh (2003-05)
Damen Maddox (1995-98)
Jermaine Carlton (1993)
Gary Willoughby (1991)
Kelly McKinnon (1989-90)
Rollie Castineyra (1984-87)
Reggie Hannah (1978-80)
Aaron Bryant (1976)
Bob Lindsay (1975)
Curt Shellabarger (1973-74)
Gary Waddell (1970-72)
Robert Agee (1969)
Richard Peek (1964)
Joe Metzger (1961)
Bob Sherwood (1958)
Larry Gangi (1955-57)
Roy Roberts (1953)
Russell Briggs (1951)

45

Maurice McDaniel (1979-80)
Doug Brown (1972)
Robert Agee (1971)
Andy Owens (1968-70)
Bob Hoffmann (1966)
Rick Casares (1953)

50

Udonis Haslem (1999-2002)
Dan Williams (1998)
Dwayne Davis (1988-91)
Tim Strawbridge (1980-81)
Mike Brown (1979)
Larry Brewster (1975-78)
Billy Graham (1957)

51

Augie Greiner (1955-56)

52

Kenyan Weaks (1998-2000)
Bill Gurley (1988)
Chip Watts (1981)

53

Ronnie King (2002)

54

Ken Van Ness (1971)
Robert Agee (1970)

55

Jason Williams (1998)
Greg Stoltz (1996)
Andrew DeClercq (1992-95)
Wade Harris (1982-83)
Jim Grandholm (1980)

Info before 1950 via 1950-51 media guide.

Neal Walk

The only player in Florida history to have his number retired... Walk had his number 41 retired following the 1968-69 season... Walk was the first All-American in school history when he was named second-team All-America in 1968... He was a third-team selection in 1969... All-SEC selection in 1968 and 1969... Voted the seventh-best player in the nation in 1968 and led the nation in rebounding during the 1968 season with a 19.8 average... Set 22 game, season and career records during his UF career... Finished career as the career record holder in all but two categories... Hit 18 free throws vs. LSU to set a then-school record... Was a first-round draft pick and the second overall (behind UCLA's Lew Alcindor) in the NBA Draft... Played in the NBA for eight years with Phoenix, New Orleans and New York.

Walk's Career Florida Stats

Season	G	FGM-FGA	PCT	FTM-FTA	PCT	REB	AVG	TP	AVG
1966-67	25	109-210	.519	70-97	.722	206	8.2	288	11.5
1967-68	25	239-507	.471	185-244	.758	494	19.8	663	26.5
1968-69	27	224-465	.482	201-278	.723	481	17.8	649	24.0
Totals	77	572-1182	.484	456-619	.737	1181	15.3	1600	20.8

Walk's Career NBA Stats

Team	Year	Games	Points	Avg	Rebounds	Avg
Phoenix	1969-70	82	669	8.2	455	5.5
Phoenix	1970-71	82	1,057	12.9	674	8.2
Phoenix	1971-72	81	1,268	15.7	665	8.2
Phoenix	1972-73	81	1,635	20.2	1,006	12.4
Phoenix	1973-74	82	1,381	16.8	837	10.2
New Orleans/New York	1974-75	67	482	7.2	339	5.1
New York	1975-76	82	603	7.4	389	4.7
New York	1976-77	11	62	5.6	27	2.5
Career Totals	8 Seasons	568	7,157	12.6	4,392	7.7
<i>Playoffs</i>						
Phoenix	1969-70	5	40	8.0	35	7.0
New York	1974-75	3	10	3.3	5	1.7





ALL-TIME INCOMING TRANSFERS

Traditional Transfers

Player	Competition Seasons at Florida	Prior School
Tom Baxley	1962-65	Maryland
Brooks Henderson	1962-65	New York University
Tom Purvis	1969-71	Jacksonville
Chuck Fritz	1976-78	Iowa State
John Adamson	1977-79	Northern Colorado
Mark Giombetti	1978-81	Samford
George Jackson	1981-84	Providence
Bill Gurley	1987-88	Millsasp College
Jason Williams	1997-98	Marshall
Vernon Macklin	2009-11	Georgetown
Mike Rosario	2011-13	Rutgers
Eli Carter	2013-15	Rutgers
Dorian Finney-Smith	2013-16	Virginia Tech
Alex Murphy	2014-16	Duke
John Egbunu	2015-17	South Florida
Schulyer Rimmer	2015-17	Stanford
Jalen Hudson	2017-19	Virginia Tech
Tyree Appleby	2020-22	Cleveland State
Colin Castleton	2020-present	Michigan
Anthony Duruji	2020-22	Louisiana Tech
CJ Felder	2021-present	Boston College
Myreon Jones	2021-present	Penn State
Trey Bonham	2022-present	VMI
Alex Fudge	2022-present	LSU
Will Richard	2022-present	Belmont

Grad Transfers

Player	Season at Florida	Prior School
Jon Horford	2014-15	Michigan
Canyon Barry	2016-17	College of Charleston
Egor Koulechov	2017-18	Rice
Kerry Blackshear Jr.	2019-20	Virginia Tech
Phlandrous Fleming Jr.	2021-22	Charleston Southern
Brandon McKissic	2021-22	UM Kansas City
Kyle Lofton	2022-23	St. Bonaventure

Junior College Transfers

Player	Seasons at Florida	Prior School	State
Chuck Brendler	1956-57	Jacksonville J.C.*	Florida
Newell Fox	1957-58	Jacksonville J.C.*	Florida
Rick Wheeler	1957-58	Napa J.C./Lincoln J.C.	Illinois
Tom Simpson	1958-60	North East J.C.	Mississippi
Jim Jarrett	1961-62	Brewton Parker J.C.	Georgia
Tom Barbee	1961-63	Brevard J.C.	North Carolina
Mont Highley	1962-65	St. Gregory J.C.	Oklahoma
Harry Dunn	1966-67	Chipola J.C.	Florida
Richard Vasquez	1967-69	San Jacinton J.C.	Texas
Mike Leatherwood	1967-69	Pensacola J.C.	Florida
Robert Agee	1968-71	Marion Institute J.C.	Alabama
Earl Findley	1969-71	Palm Beach J.C.	Florida
Troy Walker	1971-72	Olney Central J.C.	Illinois
Roger Rome	1974-75	Dalton J.C.	Georgia
Len Sanders	1975-77	Edison C.C.	Florida
Richard Glasper	1976-78	Edison C.C.	Florida
John Coy	1976-78	Edison C.C.	Florida
Mike Brown	1978-79	Central Florida C.C.	Florida
Tony Matthews	1979-80	Farmington J.C.	New York
Dennis Graham	1982-83	New York Tech J.C.	New York
Wade Harris	1982-83	Modesto J.C.	Texas
Charles Griffin	1982-84	Edison C.C.	Florida
Dave King	1983-84	Ellsworth C.C.	Iowa
Danny Sheldon	1983-85	Palm Beach J.C.	Florida
Francisco Leon	1984-85	California J.C.	California
Jon Currington	1985-86	Trinidad J.C.	Colordado
Melvin Jones	1985-87	Cisco J.C.	Texas
Stephen Edelson	1987-88	Santa Fe J.C.	Florida
Tony Williams	1987-88	Independence C.C.	Kansas
B.J. Carter	1989-91	Arizona Western J.C.	Arizona
Jeremy Ulmer	1990-92	Sacramento City J.C.	Texas
Jermaine Carlton	1992-93	Hiawasse J.C.	Texas
Tony Mickens	1993-95	Northern Oklahoma J.C.	Oklahoma
Eddie Nunez	1996-98	Miami Dade Kendall C.C.	Florida
Jamaal Horton	1997-98	Olney Central J.C.	Illinois
Justin Leon	2015-17	Shawnee C.C.	Illinois
Osayi Osifo	2020-21	Eastern Fla. State College	Florida
Tuongthach Gatkek	2021-22	Trinity Valley C.C.	Texas

*Prior to becoming Jacksonville University

Special thanks to Bill Koss for his research contributions to these transfer lists.



INDIVIDUAL HONORS

All-Americans

1957-58	Joe Hobbs	Helms Athletic Foundation (10-man Third Team)
1964-65	Brooks Henderson	Helms Athletic Foundation (36-man Team)
1967-68	Neal Walk	Associated Press (Five-man Second Team) United Press International (Five-man Second Team)
1968-69	Neal Walk	Associated Press (Five-man Third Team) United Press International (Five-man Third Team)
1969-70	Andy Owens	Helms Athletic Foundation (36-man Team)
1987-88	Livingston Chatman	Associated Press (Five-man All-Freshman Team)
	Vernon Maxwell	Associated Press (Honorable Mention)
1988-89	Dwayne Schintzius	Associated Press (Honorable Mention) United Press International (Honorable Mention) The Sporting News
1992-93	Stacey Poole	Associated Press (Honorable Mention)
1993-94	Dan Cross	Associated Press (Honorable Mention)
1994-95	Dan Cross	Associated Press (Honorable Mention)
1998-99	Mike Miller	Sports Illustrated All-Freshman Basketball News' All-Freshman (First Team)
1999-2000	Donnell Harvey	Basketball News' All-Freshman (First Team)
2000-01	Teddy Dupay	Associated Press (Honorable Mention)
	Udonis Haslem	Associated Press (Third Team)
	Brett Nelson	Associated Press (Honorable Mention) ESPN.com (Third Team)
2001-02	Matt Bonner	Associated Press (Honorable Mention)
	Udonis Haslem	Associated Press (Honorable Mention)
2002-03	Matt Bonner	Associated Press (Honorable Mention) Sports Illustrated.com (Honorable Mention)
2003-04	Anthony Roberson	Associated Press (Honorable Mention)
2004-05	Anthony Roberson	Associated Press (Honorable Mention)
2005-06	Joakim Noah	Associated Press (Honorable Mention) Basketball Times (Third Team)
2006-07	Joakim Noah	Associated Press (Second Team) Wooden All-America Team NABC All-America (Second Team) USBWA All-America (Second Team)
	Al Horford	Associated Press (Third Team) Basketball Times (Second Team) NABC All-America (Second Team)
	Corey Brewer	Associated Press (Honorable Mention)
	Taurean Green	Associated Press (Honorable Mention)
2010-11	Chandler Parsons	Associated Press (Honorable Mention)
2013-14	Scottie Wilbekin	Associated Press (Third Team) NABC All-America (Third Team) Sporting News (Third Team) USA Today (Honorable Mention)
	Casey Prather	Associated Press (Honorable Mention) Wooden All-America USA Today (Honorable Mention)
	Patric Young	Associated Press (Honorable Mention) Senior CLASS

ESPN.com Coach of the Year

2000-01 Billy Donovan

United States Sports Academy Coach of the Year

2007 Billy Donovan

Regional Coach of the Year

1999-2000	Billy Donovan	NABC District VI
2002-03	Billy Donovan	NABC District VI
2010-11	Billy Donovan	USBWA District IV
2012-13	Billy Donovan	NABC District 21
2013-14	Billy Donovan	USBWA District IV
2016-17	Mike White	NABC District 21 USBWA District IV

NABC Pete Newell Big Man of the Year

2013-14 Patric Young

Regional Player of the Year

2010-11 Chandler Parsons USBWA District IV

All-District Teams

1998-99	Mike Miller	USBWA District IV (Second Team) NABC District VI (Second Team)
1999-2000	Mike Miller	NABC District VI (First Team) USBWA District IV (First Team) Basketball News All-South Region

	Udonis Haslem	NABC District VI (Second Team)
	Donnell Harvey	NABC District VI (Second Team)
2000-01	Udonis Haslem	NABC District VI (First Team) USBWA District IV (First Team)
	Brett Nelson	NABC District VI (First Team) USBWA District IV (First Team)
2001-02	Matt Bonner	USBWA District IV (First Team) Basketball Times All-South Team
	Udonis Haslem	USBWA District IV (First Team) Basketball Times All-South Team
2002-03	Brett Nelson	NABC/Pontiac District VI (First Team)
	Matt Bonner	USBWA District IV (First Team) NABC District VI (First Team)
2003-04	Anthony Roberson	USBWA District IV (First Team) NABC District VI (First Team)
	David Lee	NABC District VI (Second Team)
2004-05	Anthony Roberson	USBWA District IV (First Team) NABC District VI (First Team)
	David Lee	NABC District VI (Second Team)
2005-06	Joakim Noah	USBWA District IV (First Team) NABC District VI (First Team)
	Taurean Green	USBWA District IV (First Team) NABC District VI (First Team)
	Corey Brewer	NABC District VI (Second Team)
	Al Horford	NABC District VI (Second Team)
2006-07	Joakim Noah	USBWA All-District NABC All-District (First Team)
	Al Horford	USBWA All-District NABC All-District (First Team)
	Corey Brewer	USBWA All-District NABC All-District (Second Team)
	Taurean Green	NABC All-District (First Team)
2007-08	Nick Calathes	USBWA All-District IV (First Team) NABC All-District VI (First Team)
2008-09	Nick Calathes	USBWA All-District IV (First Team) NABC All-District 21 (First Team)
2010-11	Chandler Parsons	NABC All-District 21 (First Team) USBWA All-District IV (First Team)
	Erving Walker	NABC All-District 21 (Second Team)
2011-12	Bradley Beal	NABC All-District 21 (Second Team) USBWA All-District IV
	Kenny Boynton	NABC All-District 21 (Second Team) USBWA All-District IV
2012-13	Erik Murphy	NABC All-District 21 (First Team)
	Kenny Boynton	NABC All-District 21 (Second Team) USBWA All-District IV
2013-14	Casey Prather	USBWA All-District IV
	Scottie Wilbekin	USBWA All-District IV
2015-16	Dorian Finney-Smith	NABC All-District 21 (First Team)
2016-17	KeVaughn Allen	NABC All-District 21 (Second Team) USBWA All-District IV
2017-18	Chris Chiozza	NABC All-District 21 (First Team) USBWA All-District IV
2020-21	Tre Mann	NABC All-District 20 (Second Team) USBWA All-District IV

National Individual Statistical Champions

1968	Neal Walk	Rebounding Average (19.8, 494 in 25 games)
1989	Dwayne Davis	FG Pct. (.622, 179-248)

SEC Individual Statistical Champions

1961-62	Cliff Luyk	Rebounding (15.3 rpg, 352 in 23 games)
1966-67	Gary Keller	Rebounding (11.3 rpg, 282 in 25 games)
1967-68	Neal Walk	Rebounding (19.8 rpg, 494 in 25 games)
1968-69	Neal Walk	Rebounding (17.9 rpg, 464 in 26 games)
1971-72	Tony Miller	Scoring (26.7 ppg, 507 in 19 games)
1974-75	Bruno Caldwell	Free Throw Percentage (.887, 102-115)
1975-76	Gene Shy	Free Throw Percentage (.844, 103-122)
1976-77	Al Bonner	Free Throw Percentage (.863, 82-95)
1981-82	Ronnie Williams	Scoring (21.3 ppg, 575 in 27 games)
1982-83	Eugene McDowell	Field Goal Percentage (.646, 203-314)
1986-87	Chris Capers	Field Goal Percentage (.629, 110-175)
	Dwayne Schintzius	Blocks (2.8 bpg, 95 in 34 games)
1987-88	Ronnie Montgomery	Assists (5.6 apg, 189 in 34 games)
	Dwayne Schintzius	Blocks (2.4 bpg, 84 in 35 games)
1988-89	Dwayne Schintzius	Rebounding (9.7 rpg, 290 in 30 games)
	Dwayne Davis	Field Goal Percentage (.722, 179-248)
1994-95	Dan Cross	Free Throw Percentage (.843, 150 -178)
1996-97	Greg Stolt	Free Throw Percentage (.847, 100-118)
1997-98	Kenyan Weaks	3-Pt FG Pct. (.508, 61-120)



INDIVIDUAL HONORS

1998-99	Greg Stolt	3-Pt FG Pct. (.438, 78-178)
2000-01	Udonis Haslem	Field Goal Percentage (.562, 159-283)
2002-03	Matt Bonner	3-Pt FG Pct. (.474, 63 -133)
2003-04	Anthony Roberson	3-Pt FG Pct. (.425, 99-233)
		3-Pt FG Per Game (3.3)
2004-05	Anthony Roberson	Free Throw Percentage (.900, 81-90)
2005-06	Joakim Noah	Field Goal Percentage (.627, 202-322)
	Lee Humphrey	3-Pt. FG Pct. (.459, 113-246)
2006-07	Taurean Green	Free Throw Percentage (.849, 141 -166)
	Lee Humphrey	3-Pt. FG Pct. (.459, 113-246)
	Al Horford	Defensive Rebounds (6.95 per game)
2007-08	Nick Calathes	Assists (6.1 apg, 221 in 36 games)
2008-09	Nick Calathes	Assists (6.4 apg, 231 in 36 games)
2011-12	Erving Walker	Assist/Turnover Ratio (2.24, 170/76)
2012-13	Erik Murphy	3-Pt FG Pct. (.453, 72-159)
	Scottie Wilbekin	Assist/Turnover Ratio (2.35, 174/74)
2013-14	Michael Frazier II	3-Pt. FG Pct. (.447, 118-264)
	Casey Prather	Field Goal percentage (.603, 190-315)
2016-17	Chris Chiozza	Assist/Turnover Ratio (2.41, 135/56)
2017-18	Chris Chiozza	Assists (6.1 apg, 208 in 34 games)
		Assist/Turnover Ratio (3.4, 208/61)
2018-19	KeVaughn Allen	Free Throw Percentage (.887)
2019-20	Andrew Nembhard	Assist/Turnover Ratio (2.16, 173/80)

SEC Individual Records

1988-89	Dwayne Davis	Season FG Percentage, min 200 attempts (.722 - 179-248)
1988-91	Dwayne Davis	Career FG Percentage, min 500 attempts (.641 - 572-892)
1984-87	Joe Lawrence	Career 3-Point FG Percentage, min. 100 att. (.504 - 64-127)

NCAA Tournament Records

2006	Joakim Noah	Single Tournament Blocked Shots (29)
2004-07	Lee Humphrey	Career 3-Pt. Leader (47)

SEC Coach of the Year

1991-92	Lon Kruger (AP/Coaches)
1993-94	Lon Kruger (AP/Coaches)
2010-11	Billy Donovan
2012-13	Billy Donovan
2013-14	Billy Donovan
2016-17	Mike White

SEC Player of the Year

2010-11	Chandler Parsons
2013-14	Scottie Wilbekin

SEC Freshman of the Year

1980-81	Ronnie Williams
1983-84	Andrew Moten
2002-03	Anthony Roberson
2007-08	Nick Calathes (co-recipient)

SEC Newcomer of the Year

2007-08	Nick Calathes
---------	---------------

SEC Defensive Player of the Year

2005-06	Corey Brewer (co-recipient)
2013-14	Patric Young

SEC Sixth Man of the Year

2006-07	Chris Richard
2013-14	Dorian Finney-Smith
2016-17	Canyon Barry

All-SEC Selections

1949-50	Hans Tanzler	Associated Press (Third Team)
1950-51	Harry Hamilton	Associated Press (Third Team)
1951-52	Rick Casares	Associated Press (Second Team)
1952-53	Curt Cunkle	Associated Press (First Team)
	Rick Casares	Associated Press (Second Team)
1954-55	Bob Emrick	Associated Press (Second Team)
	Sonny Powell	Associated Press (Third Team)
1955-56	Bob Emrick	Associated Press (Third Team)
1956-57	Joe Hobbs	Associated Press (Second Team)
		Coaches (10-man Team)
1957-58	Joe Hobbs	Associated Press (First Team)
		Coaches (10-man Team)

1960-61	Lou Merchant	Associated Press (Second Team)
		Coaches (10-man Team)
1961-62	Cliff Luyk	Associated Press (Second Team)
		Coaches (10-man Team)
1962-63	Tom Baxley	Associated Press (Third Team)
1963-64	Brooks Henderson	Associated Press (Second Team)
1964-65	Brooks Henderson	Associated Press (Third Team)
		United Press International (Second Team)
		Coaches (10-man Team)
1965-66	Gary Keller	Associated Press (Second Team)
		United Press International (Second Team)
		Coaches (10-man Team)
1966-67	Skip Highley	Associated Press (Second Team)
		Coaches (10-man Team)
	Gary Keller	Associated Press (Second Team)
		United Press International (First Team)
		Coaches (10-man Team)
	David Miller	Associated Press (Honorable Mention)
1967-68	Andy Owens	Associated Press (Honorable Mention)
	Neal Walk	Associated Press (First Team)
		United Press International (First Team)
		Coaches (First Team)
1968-69	Neal Walk	Associated Press (First Team)
		United Press International (First Team)
		Coaches (10-man Team)
	Andy Owens	Associated Press (Third Team)
1969-70	Andy Owens	Associated Press (First Team)
		United Press International (Second Team)
		Coaches (10-man Team)
1970-71	Jerry Hoover	Associated Press (Third Team)
	Tony Miller	Associated Press (Third Team)
1971-72	Tony Miller	Associated Press (First Team)
		United Press International (First Team)
		Coaches (10-man Team)
1972-73	Chip Williams	Associated Press (Second Team)
	Tony Miller	United Press International (Second Team)
1973-74	Chip Williams	Associated Press (First Team)
		United Press International (First Team)
		Coaches (11-man Team)
1974-75	Gene Shy	Associated Press (Third Team)
	Chip Williams	Associated Press (Third Team)
		United Press International (Third Team)
1975-76	Gene Shy	Associated Press (Third Team)
		United Press International (Third Team)
	Bob Smyth	Associated Press (Third Team)
		United Press International (Third Team)
1976-77	Bob Smyth	Associated Press (Second Team)
		United Press International (Third Team)
		Coaches (10-man Team)
	Al Bonner	United Press International (Third Team)
1977-78	Richard Gasper	Coaches (10-man Team)
1978-79	Malcolm Cesare	United Press International (Third Team)
1979-80	Reggie Hannah	Associated Press (Third Team)
		United Press International (Third Team)
1980-81	Vernon Delancy	Associated Press (Third Team)
		United Press International (Third Team)
	Ronnie Williams	Associated Press (Third Team)
		United Press International (Second Team)
		Coaches (11-man Team)
1981-82	Ronnie Williams	Associated Press (Second Team)
		United Press International (Second Team)
		Coaches (11-man Team)
1982-83	Ronnie Williams	Associated Press (Second Team)
		United Press International (Second Team)
	Eugene McDowell	Associated Press (Third Team)
		Coaches (10-man Team)
1983-84	Ronnie Williams	Associated Press (Second Team)
		United Press International (Second Team)
		Coaches (10-man Team)
	Eugene McDowell	Associated Press (Third Team)
1984-85	Eugene McDowell	Associated Press (First Team)
		United Press International (First Team)
		Coaches (10-man Team)
	Andrew Moten	Associated Press (Second Team)
		United Press International (Second Team)
1985-86	Vernon Maxwell	Associated Press (Second Team)
		United Press International (Second Team)
		Coaches (10-man Team)
	Andrew Moten	Associated Press (Second Team)
		United Press International (Second Team)



INDIVIDUAL HONORS

1986-87	Vernon Maxwell	Associated Press (First Team) United Press International (First Team) Coaches (10-man Team)
	Andrew Moten	Associated Press (Second Team) United Press International (Second Team) Coaches (10-man Team)
1987-88	Vernon Maxwell	Associated Press (First Team) United Press International (First Team) Coaches (First Team)
	Dwayne Schintzius	Associated Press (Third Team) United Press International (Second Team)
1988-89	Dwayne Schintzius	Associated Press (First Team) United Press International (First Team) Coaches (First Team)
	Livingston Chatman	Associated Press (Third Team) United Press International (Third Team)
	Dwayne Davis	Associated Press (Third Team) United Press International (Third Team)
1989-90	Clifford Lett Dwayne Davis	Associated Press (Third Team) Associated Press (Third Team) United Press International (Second Team)
1990-91	Dwayne Davis	Associated Press (Second Team) Coaches (First Team)
1991-92	Stacey Poole	Associated Press (Second Team) Coaches (11-man Team)
1992-93	Stacey Poole	Associated Press (First Team) Coaches (First Team) Players (First Team)
	Andrew DeClercq	Coaches (Second Team) Players (Second Team)
1993-94	Dan Cross	Associated Press (First Team) Coaches (First Team)
	Craig Brown	Associated Press (Second Team) Coaches (Second Team)
	Andrew DeClercq	Associated Press (Third Team) Coaches (Third Team)
1994-95	Dan Cross	Associated Press (Third Team) Coaches (First Team)
	Andrew DeClercq	Associated Press (Third Team) Coaches (First Team)
1995-96	Dametri Hill	Associated Press (Second Team) Coaches (Second Team)
1996-97	Greg Stolt	Coaches (Third Team)
1997-98	Jason Williams	Associated Press (Honorable Mention)
1998-99	Udonis Haslem Mike Miller	Coaches (Third Team) Coaches (Third Team)
1999-00	Mike Miller	Associated Press (Second Team) Coaches (Unanimous First Team)
	Udonis Haslem	Associated Press (Third Team) Coaches (Third Team)
	Teddy Dupay Kenyan Weeks	Associated Press (Third Team) Associated Press (Third Team)
2000-01	Udonis Haslem	Associated Press (First Team) Coaches (First Team)
	Brett Nelson	Associated Press (First Team) Coaches (First Team)
	Matt Bonner	Associated Press (Third Team)
2001-02	Udonis Haslem	Associated Press (First Team) Coaches (First Team)
	Matt Bonner	Associated Press (Second Team) Coaches (Second Team)
	Brett Nelson	Associated Press (Second Team) Coaches (Second Team)
2002-03	Matt Bonner	Associated Press (First Team) Coaches (First Team)
2003-04	Anthony Roberson	Associated Press (First Team) Coaches (First Team)
	Matt Walsh	Associated Press (Second Team) Coaches (Second Team)
	David Lee	Associated Press (Third Team) Coaches (Second Team)
2004-05	Anthony Roberson	Associated Press (First Team) Coaches (First Team)
	David Lee	Associated Press (Second Team) Coaches (First Team)
	Matt Walsh	Coaches (Second Team)
2005-06	Joakim Noah	Associated Press (First Team) Coaches (First Team)
	Taurean Green	Associated Press (Second Team) Coaches (Second Team)

	Al Horford	Associated Press (Honorable Mention) Coaches (Second Team)
	Corey Brewer	Associated Press (Honorable Mention)
2006-07	Al Horford	Associated Press (First Team) Coaches (First Team)
	Corey Brewer	Associated Press (Second Team) Coaches (First Team)
	Joakim Noah	Associated Press (Second Team) Coaches (First Team)
	Taurean Green	Associated Press (Honorable Mention) Coaches (Second Team)
2007-08	Nick Calathes	Associated Press (Second Team) Coaches (Second Team)
2008-09	Nick Calathes	Associated Press (First Team) Coaches (First Team)
2009-10	Erving Walker	Coaches (Second Team)
2010-11	Chandler Parsons	Associated Press (First Team) Coaches (First Team)
	Erving Walker	Associated Press (Second Team) Coaches (Second Team)
	Kenny Boynton	Associated Press (Honorable Mention) Coaches (Second Team)
2011-12	Bradley Beal	Associated Press (Second Team) Coaches (First Team)
	Kenny Boynton	Associated Press (Second Team) Coaches (First Team)
	Erving Walker	Associated Press (Honorable Mention) Coaches (Second Team)
2012-13	Erik Murphy	Associated Press (First Team) Coaches (First Team)
	Kenny Boynton	Associated Press (Honorable Mention) Coaches (Second Team)
	Mike Rosario	Associated Press (Honorable Mention) Coaches (Second Team)
	Patric Young	Associated Press (Honorable Mention) Coaches (Second Team)
	Scottie Wilbekin	Associated Press (Honorable Mention)
2013-14	Casey Prather	Associated Press (First Team) Coaches (First Team)
	Scottie Wilbekin	Associated Press (First Team) Coaches (First Team)
	Patric Young	Associated Press (Second Team) Coaches (Second Team)
2014-15	Dorian Finney-Smith	Coaches (Second Team)
2015-16	Dorian Finney-Smith	Associated Press (Third Team) Coaches (Second Team)
2016-17	KeVaughn Allen	Associated Press (Second Team) Coaches (First Team)
2017-18	Chris Chiozza	Associated Press (Second Team) Coaches (First Team)
2019-20	Keyontae Johnson	Associated Press (Second Team) Coaches (First Team)
	Kerry Blackshear Jr.	Coaches (Second Team)
2020-21	Tre Mann	Associated Press (Second Team) Coaches (First Team)
	Colin Castleton	Coaches (Second Team)
2021-22	Colin Castleton	Associated Press (Second Team) Coaches (Second Team)

SEC All-Tournament Teams

(1933-2008, 2012; Also served as All-SEC Team from 1933-48)

1934	Jim Hughes	G - First Team
	Bob Warner	C - Second Team
	Welcome Shearer	G - Second Team
1952	Rick Casares	F - Second Team
1985	Andrew Moten	G
1988	Vernon Maxwell	G
1989	Livingston Chatman*	F
	Dwayne Schintzius	C
1994	Craig Brown	G
2004	Anthony Roberson	G
2005	Matt Walsh*	G
	David Lee	F
2006	Taurean Green*	G
	Corey Brewer	G/F
	Joakim Noah	F/C
2007	Al Horford*	F/C
	Corey Brewer	F
	Taurean Green	G
	Joakim Noah	F



INDIVIDUAL HONORS

2012	Bradley Beal	G
	Erik Murphy	F
2013	Kenny Boynton	G
	Erik Murphy	F
2014	Scottie Wilbekin*	G
	Michael Frazier II	G
	Patric Young	C
	<i>*Most Valuable Player</i>	

SEC All-Freshman Teams

1986-87	Dwayne Schintzius
1987-88	Livingston Chatman
1990-91	Craig Brown
1991-92	Andrew DeClercq
1997-98	Brent Wright
1998-99	Teddy Dupay
	Udonis Haslem
	Mike Miller
1999-2000	Donnell Harvey
2001-02	David Lee
2002-03	Anthony Roberson
	Matt Walsh
2004-05	Corey Brewer
2007-08	Nick Calathes
	Jai Lucas
	Chandler Parsons
2008-09	Erving Walker
2009-10	Kenny Boynton
2010-11	Patric Young
2011-12	Bradley Beal
2012-13	Michael Frazier II
2014-15	Devin Robinson
2015-16	KeVaughn Allen
2018-19	Andrew Nembhard
2019-20	Scottie Lewis

SEC All-Defensive Team

2012-13	Scottie Wilbekin
	Patric Young
2013-14	Scottie Wilbekin
	Patric Young
2016-17	Kasey Hill
2017-18	Chris Chiozza

SEC Good Works/Community Service Team

1999	Patrick O'Connor
2000	Brent Wright
2001	Matt Bonner
2002	Matt Bonner
2003	Matt Bonner
2004	David Lee
2005	David Lee
2006	Lee Humphrey
2007	Lee Humphrey
2008	Walter Hodge
2009	Walter Hodge
2010	Dan Werner
2011	Chandler Parsons
2012	Will Yeguete
2013	Patric Young
2014	Will Yeguete
2015	Jacob Kurtz
2016	DeVon Walker
2017	Chris Chiozza
2018	Kevarrius Hayes
2019	Kevarrius Hayes
2020	Anthony Duruji
2021	Anthony Duruji
2022	Anthony Duruji

Legends of SEC Basketball Honorees

1999	Tony Miller
2000	Neal Walk
2001	Andy Owens
2002	Chip Williams
2003	Gary Keller
2004	Gene Shy
2005	Stacey Poole
2006	Andrew Moten

2007	Andrew DeClercq
2008	Dan Cross
2009	Eugene McDowell
2010	Bob Emrick
2011	Craig Brown
2012	Mike Miller
2013	Bill Koss
2014	Greg Stolt
2015	Eddie Shannon
2016	Lee Humphrey
2017	Matt Bonner
2018	David Lee
2019	Livingston Chatman
2020	Chris Richard

Academic All-Americans of the Year

2001-02	Matt Bonner
2002-03	Matt Bonner
2016-17	Canyon Barry

Creamland Dairies College Basketball Student-Athlete of the Year

2002-03	Matt Bonner
---------	-------------

Academic All-Americans

1968-69	Mike Leatherwood	Third Team
1969-70	Andy Owens	Second Team
1971-72	Tony Miller	Second Team
1977-78	Ric Clarson	Sixth Team
2000-01	Matt Bonner	Second Team
2001-02	Matt Bonner	First Team
2002-03	Matt Bonner	First Team
2005-06	Lee Humphrey	Second Team
2006-07	Lee Humphrey	First Team
2013-14	Patric Young	Third Team
2016-17	Canyon Barry	First Team

SEC Scholar-Athlete of the Year

2005-06	Lee Humphrey
2006-07	Lee Humphrey
2009-10	Ray Shipman
2011-12	Patric Young
2012-13	Patric Young
2013-14	Patric Young

NCAA Postgraduate Scholarship Recipients

1969-70	Andy Owens
1972-73	Tony Miller
2002-03	Matt Bonner
2006-07	Lee Humphrey
2016-17	Canyon Barry
2021-22	Anthony Duruji

SEC Academic Honor Roll

1962-63	Tom Baxley	Second Team
1963-64	Brooks Henderson	First Team
	Tom Baxley	Second Team
	Skip Highley	Second Team
1964-65	Brooks Henderson	First Team
	Tom Baxley	Second Team
1966-67	Gary Keller	First Team
	Skip Highley	First Team
	Boyd Welsch	Honorable Mention
1968-69	Andy Owens	First Team
	Mike Leatherwood	First Team
1969-70	Andy Owens	First Team
1970-71	Ed Lukco	Second Team
	Tony Duva	Honorable Mention
1971-72	Tony Miller	First Team
	Jerry Hoover	Second Team
1972-73	Tony Miller	First Team
1973-74	Don Bostic	Honorable Mention
1974-75	Chip Williams	First Team
	Al Bonner	Second Team
	Larry Brewster	Honorable Mention



INDIVIDUAL HONORS

1975-76	Bob Smyth	First Team
	Mike Lederman	First Team
	Al Bonner	Second Team
	Don Bostic	Second Team
1976-77	Bob Smyth	First Team
	Al Bonner	First Team
	Larry Brewster	First Team
	Ric Clarson	Honorable Mention
	Don Bostic	Honorable Mention
	Chuck Fritz	Honorable Mention
1977-78	Larry Brewster	First Team
	Ric Clarson	First Team
	Chuck Fritz	First Team
1978-79	Ric Clarson	First Team
1984-85	Rollie Castineyra	Public Relations/3.05
	Joe Lawrence	Engineering/3.60
	Danny Sheldon	Management/3.00
1985-86	Joe Lawrence	Engineering/3.53
	Pat Lawrence	Business/3.53
1986-87	Joe Lawrence	Industrial Engineering/3.31
	Pat Lawrence	Finance/3.09
1987-88	Bill Gurley	Computer Science/3.77
	Pat Lawrence	Finance/3.06
1992-93	Clayton Bates	Exercise & Sports Science/3.05
	Svein Dyrkolbotn	Electrical Engineering/3.05
	Martti Kuisma	Economics/3.26
1993-94	Martti Kuisma	Economics/3.10
1994-95	Clayton Bates	Sports Medicine/3.09
	Andrew DeClercq	History/3.20
	Svein Dyrkolbotn	Civil Engineering/3.28
	Joel Reinhart	Exercise & Sports Science/3.01
	Dan Williams	Ath. Administration/3.12
1995-96	Clayton Bates	Exercise & Sports Science/3.84
	Joel Reinhart	Exercise & Sports Science/3.17
	Dan Williams	Exercise & Sports Science/3.27
1996-97*	Greg Cristell	Business Administration/3.40
	Mike McFarland	Microbiology/3.89
	Eddie Nunez	Exercise & Sports Science/3.00
	Joel Reinhart	Exercise & Sports Science/3.03
	Greg Stolt	Exercise & Sports Science/3.24
	Dan Williams	Exercise & Sports Science/3.10*
1997-98	Greg Cristell	Business Administration/3.38
	Mike McFarland	Microbiology/3.96
	Obiora Nnaji	Political Science/3.19
	Eddie Nunez	Sports Management/3.24
	Greg Stolt	Sports Management/3.01
	Dan Williams	Sports Management/3.56
1998-99	Obiora Nnaji	Political Science/3.13
	Patrick O'Connor	Political Science/4.00
	Greg Stolt	Sports Management/3.47
	Mark Timinski	Business/3.15
	Brent Wright	Sociology/3.18
1999-00	Teddy Dupay	Sociology/3.38
2000-01	Matt Bonner	Business
	Teddy Dupay	Sociology
	David Kliwer	Finance
2001-02	Matt Bonner	Business Administration
	LaDarius Halton	Sociology
	Brett Nelson	Sociology
	David Kliwer	Sociology
	Brent Wright	Finance
2002-03	Matt Bonner	Business Administration
	Seth Haimovitch	Sport Management
	David Lee	Sociology
2003-204	Seth Haimovitch	Sport Management
	David Lee	Sociology
2004-05	David Lee	Sociology
	Lee Humphrey	Exercise and Physiology
2005-06	Jack Berry	Business
	Corey Brewer	Social and Behavioral Sciences
	Al Horford	Social and Behavioral Sciences
	Lee Humphrey	Exercise and Physiology
	Garrett Tyler	Engineering
2006-07	Jack Berry	Business
	Corey Brewer	Social and Behavioral Sciences
	Al Horford	Social and Behavioral Sciences
	Lee Humphrey	Exercise and Physiology
	Garrett Tyler	Engineering
2007-08	Walter Hodge	Social and Behavioral Sciences
	Jonathan Mitchell	Social and Behavioral Sciences

	Dan Werner	Social and Behavioral Sciences
2008-09	Adam Allen	Social and Behavioral Sciences
	Nick Calathes	Social and Behavioral Sciences
	Hudson Fricke	Social and Behavioral Sciences
	Dan Werner	Social and Behavioral Sciences
2009-10	Adam Allen	Telecommunications Production
	Hudson Fricke	Event Management
	Kyle McClanahan	Finance
	Chandler Parsons	Telecommunications Productions
	Ray Shipman	Sports Management
2010-11	Kyle McClanahan	Finance
2011-12	Will Yeguate	Political Science
	Patric Young	Telecommunications
2012-13	Jacob Kurtz	Mechanical Engineering
	Will Yeguate	International Studies
	Patric Young	Telecommunications
2013-14*	Billy Donovan	Political Science
	Dorian Finney-Smith	Family, Youth and Community Sciences
	Michael Frazier II	Telecommunications
	Dillon Graham	Behavioral Studies
	Jacob Kurtz	Mechanical Engineering
	DeVon Walker	Sport Management
	Will Yeguate	International Studies
	Patric Young	Telecommunications
2014-15	Eli Carter	African American Studies
	Billy Donovan	Education (Master's)
	Lexx Edwards	Sociology
	Michael Frazier II	Telecommunications
	Jacob Kurtz	Management (Master's)
	Alex Murphy	Sociology
	DeVon Walker	Criminology
2015-16	Lexx Edwards	Sport Management (Master's)
	John Egbunu	Sociology
	Alex Murphy	Sport Management (Master's)
	Schuyler Rimmer	Political Science
	DeVon Walker	Criminology
2016-17	Justin Leon	Sociology
	Devin Robinson	Sociology
2017-18	KeVaughn Allen	African American Studies
	Andrew Fava	Criminology
	Gorjok Gak	Economics
	Jalen Hudson	Telecommunications
	Mak Krause	Sport Management (Master's)
2018-19	KeVaughn Allen	African American Studies
	Andrew Fava	Criminology
	Gorjok Gak	International Studies
	Jalen Hudson	Sport Management (Master's)
	Mak Krause	Sport Management (Master's)
	Mike Okauru	Behavioral Studies
	Isaiah Stokes	Behavioral Studies
2019-20	Noah Locke	Economics
2020-21	Anthony Duruji	Education Sciences
	Ques Glover	Sport Management
	Keyontae Johnson	Education Sciences
	Alex Klatsky	Economics
	Noah Locke	Sociology
	Omar Payne	Sociology
2021-22	Anthony Duruji	Education Sciences
	Keyontae Johnson	Education Sciences
	Alex Klatsky	Information Systems
	Jack May	Sport Management

* Florida's eight Academic Honor Roll selections in 2013-14 set a league record

SEC First-Year Academic Honor Roll

2011-12	Bradley Beal	Social and Behavioral Sciences
2012-13	Michael Frazier II	Social and Behavioral Sciences
	Braxton Ogbueze	Social and Behavioral Sciences
	DeVon Walker	Social and Behavioral Sciences
2014-15	Chris Chiozza	Social and Behavioral Sciences
	John Egbunu	Sociology
	Zach Hodskins	Social and Behavioral Sciences
2016-17	Canyon Barry	Nuclear Engineering (Master's)
	Jalen Hudson	Telecommunications - Media & Society
2017-18	Deaundrae Ballard	Social and Behavioral Sciences
	Mike Okauru	Social and Behavioral Sciences
	Isaiah Stokes	Social and Behavioral Sciences
2018-19	Keyontae Johnson	Humanities and Letters
	Noah Locke	Humanities and Letters
	Andrew Nembhard	Social and Behavioral Sciences



INDIVIDUAL HONORS

2019-20	Kerry Blackshear Jr.	Sport Management (Master's)
	Anthony Duruji	Education Sciences
	Ques Glover	Sport Management
	Alex Klatsky	Mechanical Engineering
	Omar Payne	Social and Behavioral Sciences
2020-21	Jack May	Sport Management
2021-22	Myreon Jones	Education Sciences
	Kowacie Reeves	Humanities & Letters

Doug Belden Award

(Top UF Graduating Student-Athlete for All Sports)

1976	Eugene Shy
1979	Ric Clarson
1999	Greg Stolt
2008	Lee Humphrey
2014	Patric Young

Ben Hill Griffin Award

(Top UF Male Student-Athlete for All Sports)

2000	Brent Wright
2003	Matt Bonner
2014	Patric Young

Frontier National Most Courageous Player

1999	Eddie Shannon
------	---------------

Legends of Coaching Award

2010	Billy Donovan
------	---------------

NCAA All-Final Four Tournament Team

2000	Udonis Haslem
2006	Joakim Noah, * Corey Brewer, Taurean Green, Al Horford, Lee Humphrey
2007	Corey Brewer, * Al Horford, Lee Humphrey
	* Most Outstanding Player

NCAA All-Tournament Team

1994	Craig Brown*	All-East Regional Team
	Dan Cross	All-East Regional Team
	Andrew DeClercq	All-East Regional Team
2000	Udonis Haslem	All-East Regional Team
	Mike Miller*	All-East Regional Team
	Brett Nelson	All-East Regional Team
2006	Corey Brewer	All-Minneapolis Regional Team
	Taurean Green	All-Minneapolis Regional Team
	Joakim Noah*	All-Minneapolis Regional Team
2007	Taurean Green*	All-Midwest Regional Team
	Lee Humphrey	All-Midwest Regional Team
	Bradley Beal	All-West Regional Team
2012	Erik Murphy	All-South Regional Team
2013	Mike Rosario	All-South Regional Team
2014	Michael Frazier II	All-South Regional Team
	Scottie Wilbekin*	All-South Regional Team
2017	KeVaughn Allen	All-East Regional Team
	Chris Chiozza	All-East Regional Team
	* Most Outstanding Player	

NIT All-Tournament Team

1992	Stacey Poole	NIT All-Tournament
------	--------------	--------------------

SEC Player of the Week

(1985-2012)

Jan. 28, 1985	Vernon Maxwell (co-recipient)
Jan. 6, 1986	Vernon Maxwell
Feb. 3, 1986	Vernon Maxwell (co-recipient)
Jan. 26, 1987	Vernon Maxwell
Feb. 1, 1988	Vernon Maxwell
Jan. 30, 1989	Dwayne Schintzius
Jan. 6, 1991	Stacey Poole
Jan. 24, 1994	Dan Cross*
Jan. 31, 1994	Dan Cross*
Dec., 1994	Dan Cross
Jan. 29, 1996	Dametri Hill
Dec. 15, 1996	Greg Stolt
Nov. 13-19, 2000	Teddy Dupay
Feb. 19-25, 2001	Udonis Haslem*
Feb. 26-March 4, 2001	Brett Nelson*
Feb. 18-24, 2002	Matt Bonner

Feb. 4-10, 2002	Udonis Haslem
Nov. 18-24, 2002	Matt Walsh
Jan. 6-12, 2003	Anthony Roberson
March 3-9, 2003	Matt Bonner
Nov. 24-30, 2003	Matt Walsh
Jan. 5-11, 2004	David Lee
Jan. 17-23, 2005	Anthony Roberson
Nov. 21-27, 2005	Taurean Green
Dec. 26, 2005-Jan. 1, 2006	Joakim Noah
March 6-12, 2006	Joakim Noah
Jan. 15-21, 2007	Lee Humphrey
Jan. 5-11, 2009	Nick Calathes
Nov. 30-Dec. 6 2009	Erving Walker
Dec. 12, 2010	Kenny Boynton
Feb. 7, 2011	Chandler Parsons
Dec. 12, 2011	Patric Young
Dec. 19, 2011	Kenny Boynton
Jan. 28, 2013	Scottie Wilbekin
Dec. 2, 2013	Casey Prather (co)
Dec. 16, 2013	Scottie Wilbekin
Jan. 27, 2014	Michael Frazier II (co)
Feb. 17, 2014	Scottie Wilbekin
March 10, 2014	Michael Frazier II
Jan. 25, 2016	Dorian Finney-Smith
Jan. 9, 2017	KeVaughn Allen
Feb. 6, 2017	Chris Chiozza
Nov. 20, 2017	Egor Koulechov*
Nov. 27, 2017	Jalen Hudson*
Jan. 22, 2018	Jalen Hudson (co)
March 5, 2018	Jalen Hudson (co)
Nov. 25, 2019	Keyontae Johnson
Jan. 4, 2021	Colin Castleton
Feb. 1, 2021	Colin Castleton
March 1, 2021	Tre Mann
Nov. 15, 2021	Colin Castleton
	* Consecutive Weeks

SEC Rookie of the Week

(1988-92)

December, 1987	Livingston Chatman
March 4, 1990	Stacey Poole
January 27, 1991	Craig Brown
March 2, 1992	Dan Cross

SEC Freshman of the Week

(2006-present)

Dec. 10, 2007	Nick Calathes
Jan. 14, 2008	Nick Calathes
Nov. 28, 2011	Bradley Beal
Dec. 12, 2011	Bradley Beal
Dec. 26, 2011	Bradley Beal
Jan. 30, 2012	Bradley Beal
Feb. 6, 2012	Bradley Beal
Feb. 20, 2012	Bradley Beal
Dec. 3, 2012	Michael Frazier II
Feb. 18, 2013	Michael Frazier II
Feb. 1, 2016	KeVaughn Allen
Dec. 3, 2018	Andrew Nembhard
Feb. 18, 2019	Andrew Nembhard
Jan. 6, 2020	Scottie Lewis

NABC All-Star Game

1967	Gary Keller
1969	Neal Walk (MVP)
1985	Eugene McDowell
1987	Andrew Moten
1988	Vernon Maxwell
1995	Lon Kruger (Coach)
1996	Dametri Hill (MVP)

Compaq College Basketball Play of the Year

(Most Significant)

2000	Mike Miller (last-second shot vs. Butler)
------	---

USA Basketball – Junior World Championships

1987	Dwayne Schintzius
1991	Craig Brown
1991	Lon Kruger (Coach)
1998	Mike Miller



INDIVIDUAL HONORS

World University Games

Year	Participant	Location	Result
1995	Lon Kruger (USA, Head Coach)	Japan	Gold Medal
2015	Alex Murphy (Finland)	South Korea	14th Place
2015^	Will Yeguete (France)	South Korea	5th Place
2017	Gorjok Gak (Australia)	Taiwan	9th Place
2017	Egor Koulechov (Israel)	Taiwan	6th Place

International Championships

Since 2008

Year	Event	Location	Result
Canyon Barry (USA)			
2019^	3x3 World Cup	The Netherlands	Gold Medal
Bradley Beal (USA)			
2010*	U17 World Championships	Germany	Gold Medal/MVP
Nick Calathes (Greece)			
2009^	EuroBasket	Poland	Bronze Medal
2010^	World Championships	Turkey	Round of 16
2011^	EuroBasket	Lithuania	6th Place
2012^	Olympic Qualifying Tournament	Venezuela	Quarterfinals/DNQ
2014^	World Cup	Spain	Round of 16
2016^	Olympic Qualifying	Italy	Semifinalist
Billy Donovan (USA - Head Coach)			
2012	U18 Americas	Brazil	Gold Medal
2013	U19 World Championships	Czech Republic	Gold Medal
2014	U18 Americas	Colo. Springs, Colo.	Gold Medal
Michael Frazier II (USA)			
2013	U19 World Championships	Czech Republic	Gold Medal
2019^	World Cup Qualifying (2nd Rd.)	Greensboro, N.C.	2-0 record
Walter Hodge (Virgin Islands)			
2014^	Centrobasket	Mexico	2-2 in Group Play
2016^	Centrobasket	Panama	2-2 in Group play
2017^	AmeriCup	Columbia	4th Place
Al Horford (Dominican Republic)			
2008^	Centrobasket	Mexico	Bronze Medal
2009^	Americas	Puerto Rico	5th Place
2011^	Americas	Argentina	Bronze Medal
2012^	Centrobasket	Puerto Rico	Gold Medal
2012^	Olympic Qualifier	Venezuela	4th Place/DNQ
Alex Murphy (Finland)			
2012*	U20 Euro. Championships (Div. B)	Bulgaria	8th Place
Erik Murphy (Finland)			
2014^	World Cup	Spain	T-19th Place
2015^	EuroBasket	Several nations	16th Place
2017^	EuroBasket	Several nations	Round of 16
Andrew Nembhard (Canada)			
2018*	U18 Americas (Team Captain)	Canada	Silver Medal
2019	World Cup	China	21st Place
Joakim Noah (France)			
2011^	EuroBasket	Lithuania	Silver Medal
Mike Rosario (Puerto Rico)			
2012	Centrobasket	Puerto Rico	Silver Medal
2014^	Centrobasket	Mexico	Silver Medal
2016^	Centrobasket	Panama	Gold Medal
2017^	AmeriCup	Columbia	2-1 in Group Play
Samson Ruzhentsev (Russia)			
2018*	U18 European Championship	Latvia	4th Place
Will Yeguete (France)			
2011	U20 European Championships	Spain	Bronze Medal
Patric Young (USA)			
2010*	U18 Americas	San Antonio	Gold Medal
2011	U19 World Championships	Latvia	5th Place

*Before enrolling at UF; ^After college career; This list is not comprehensive.

United States Olympic Festival

1981	Rob Harden
1981	Ronnie Williams
1982	Eugene McDowell
1990	Lon Kruger (Coach)
1991	Craig Brown

McDonald's All-Americans

1975	*Ric Clarson (U.S. All-Stars)
1981	Eugene McDowell
1986	Dwayne Schintzius
1988	Stacey Poole
1998	Teddy Dupay (Good Sportsmanship Award), Mike Miller
1999	Donnell Harvey (Slam Dunk Champion), Brett Nelson (Good Sportsmanship Award)
2001	Kwame Brown (Declared for NBA Draft), David Lee (Slam Dunk Champion), James White

2002	Anthony Roberson
2004	Corey Brewer
2007	Nick Calathes, Jai Lucas
2009	Kenny Boynton
2010	Patric Young
2011	Bradley Beal
2013	Kasey Hill, Chris Walker
2019	Scottie Lewis, Tre Mann

*Played in the McDonald's Capital Classic, precursor to the McDonald's All-American Game, which began in 1978.

Nike Hoop Summit

2018	Andrew Nembhard	Canada
2019	Scottie Lewis	USA

Florida Mr. Basketball

1984	Vernon Maxwell
1994	LeRon Williams
1998	Teddy Dupay
2000	Orien Greene
2003	Chris Richard
2007	Nick Calathes

Last-Second Game-Winners (Since 1972)

DATE	OPPONENT	SHOT	TIME	FINAL
March 15, 2019	vs. LSU (SEC)	Andrew Nembhard 3-pointer	0:01.2	76-73
Jan. 6, 2018	at Missouri	Chris Chiozza steal & fastbreak layup	0:00.1	77-75
March 24, 2017	Wisconsin (NCAA)	Chris Chiozza 3-pointer floater	0:00	84-83 (OT)
Feb. 18, 2015	Vanderbilt	Devin Robinson go-ahead dunk	0:02	50-47
January 23, 2010	South Carolina	Chandler Parsons 30-foot 3-pointer	0:00	56-55
January 3, 2010	at N.C. State	Chandler Parsons 75-foot 3-pointer	0:00	62-61 (OT)
March 12, 2004	vs. Alabama (SEC)	Lee Humphrey 17-foot jumper	0:00	75-73
November 28, 2003	vs. Arizona	Bonell Colas lay-up	0:07.3	78-77
January 11, 2003	Georgia	Anthony Roberson 25-foot 3-pointer	0:00	66-63
January 10, 2001	Mississippi State	Brett Nelson 12-foot jumper	0:00.5	82-81
March 17, 2000	Butler (NCAA)	Mike Miller 10-foot leaner	0:00	69-68 (OT)
March 2, 1996	at Tennessee	Dametri Hill 18-footer	0:00	73-71
March 17, 1994	JMU (NCAA)	Dan Cross layup	0:07.2	64-62
January 9, 1993	Vanderbilt	Stacey Poole 18-footer	0:00	62-61
December 4, 1992	at South Florida	Craig Brown three-pointer	0:08	80-78
January 5, 1991	Auburn	Stacey Poole	0:01	84-82
March 10, 1989	vs. Georgia (SEC)	Dwayne Davis follow up	0:06	62-61
March 17, 1986	TCU (NIT)	Joe Lawrence	0:03	77-75
March 3, 1984	Mississippi State	Ronnie Williams turnaround jumper	0:01	60-59
January 4, 1984	at Mississippi State	Ronnie Williams	0:07	56-55
February 18, 1978	LSU	Ric Clarson jumper	0:00	73-72
January 12, 1976	Alabama	Gene Shy hook shot	0:01	71-70
February 5, 1973	at Georgia Tech	Mike Lederman lay-up	0:07	87-85
January 27, 1973	Mississippi State	Chip Williams tip-in	0:03	66-64
January 15, 1972	Kentucky	Jerry Hoover lay-up	0:07	72-70

The Lieutenant Fred Koss Memorial Award

Presented to the Gator senior who has displayed the most leadership, sacrifice, integrity and sportsmanship during his entire career, the award was established in 1974 by former Gator Bill Koss to honor his brother Lieutenant Fred Koss, who was shot down in Vietnam on July 7th, 1972, in his F-4 Phantom Jet.

1974	Tim Fletcher	1999	Greg Stolt
1975	Joe Repass	2000	Kenyan Weaks
1976	Mike Lederman	2001	Major Parker, Brent Wright
1977	Don Bostic	2002	Udonis Haslem
1978	Al Bonner	2003	Matt Bonner
1979	Malcolm Cesare	2005	David Lee
1981	Mark Giombetti	2006	Adrian Moss
1984	Ronnie Williams	2007	Lee Humphrey, Chris Richard
1985	Eugene McDowell	2009	Walter Hodge
1987	Joe Lawrence	2010	Dan Werner
1988	Pat Lawrence	2011	Chandler Parsons, Alex Tyus
1989	Clifford Lett	2012	Erving Walker
1991	Renaldo Garcia	2013	Kenny Boynton, Erik Murphy
1992	Brian Hogan	2014	Will Yeguete, Patric Young
1993	Hosie Grimsley	2015	Jacob Kurtz
1994	Craig Brown	2016	Dorian Finney-Smith
1995	Svein Dyrkolbotn	2017	Kasey Hill
1996	Clayton Bates	2018	Chris Chiozza
1997	Greg Williams	2019	Kevarrus Hayes
1998	Dan Williams		



GATORS IN THE PROS

All-Time NBA Draft Picks (37)

Player	Year	Team	Round	Overall
Joe Hobbs	1958	Minneapolis	9th	63
Cliff Luyk	1962	New York	4th	29
Brooks Henderson	1965	Los Angeles Lakers	4th	33
Gary Keller	1967	Los Angeles Lakers	6th	59
David Miller	1968	Milwaukee	12th	159
Neal Walk	1969	Phoenix	1st	2
Andy Owens	1970	Seattle	11th	174
Eugene Shy	1976	New York	10th	163
Len Sanders	1977	Denver	8th	169
Larry Brewster	1978	San Antonio	10th	201
Malcom Cesare	1979	Phoenix	4th	86
Vernon Delancy	1984	Milwaukee	3rd	67
Ronnie Williams	1984	Boston	2nd	48
Eugene McDowell	1985	Milwaukee	3rd	68
Andrew Moten	1987	New Jersey	4th	72
Vernon Maxwell	1988	Denver	2nd	47
Dwayne Schintzius	1990	San Antonio	1st	24
Andrew DeClercq	1995	Golden State	2nd	34
Jason Williams	1998	Sacramento	1st	7
Donnell Harvey	2000	New York	1st	22
Mike Miller	2000	Orlando	1st	5
Matt Bonner	2003	Chicago	2nd	45
Christian Drejer	2004	New Jersey	2nd	51
David Lee	2005	New York	1st	30
Al Horford	2007	Atlanta	1st	3
Corey Brewer	2007	Minnesota	1st	7
Joakim Noah	2007	Chicago	1st	9
Chris Richard	2007	Minnesota	2nd	41
Taurean Green	2007	Portland	2nd	52
Marreese Speights	2008	Philadelphia	1st	16
Nick Calathes	2009	Minnesota	2nd	45
Chandler Parsons	2011	Houston	2nd	38
Vernon Macklin	2011	Detroit	2nd	52
Bradley Beal	2012	Washington	1st	3
Erik Murphy	2013	Chicago	2nd	49
Tre Mann	2021	Oklahoma City	1st	18
Scottie Lewis	2021	Charlotte	2nd	56

NBA Draft Picks By Overall Selection

Player	Year	Team	Round	Overall
Neal Walk	1969	Phoenix	1	2
Bradley Beal	2012	Washington	1	3
Al Horford	2007	Atlanta	1	3
Mike Miller	2000	Orlando	1	5
Corey Brewer	2007	Minnesota	1	7
Jason Williams	1998	Sacramento	1	7
Joakim Noah	2007	Chicago	1	9
Marreese Speights	2008	Philadelphia	1	16
Tre Mann	2021	Oklahoma City	1	18
Donnell Harvey	2000	New York	1	22
Dwayne Schintzius	1990	San Antonio	1	24
Cliff Luyk	1962	New York	4	29
David Lee	2005	New York	1	30
Brooks Henderson	1965	Los Angeles Lakers	4	33
Andrew DeClercq	1995	Golden State	2	34
Chandler Parsons	2011	Houston	2	38
Chris Richard	2007	Minnesota	2	41
Nick Calathes	2009	Minnesota	2	45
Matt Bonner	2003	Chicago	2	45
Vernon Maxwell	1988	Denver	2	47
Ronnie Williams	1984	Boston	2	48
Erik Murphy	2013	Chicago	2	49
Christian Drejer	2004	New Jersey	2	51
Vernon Macklin	2011	Detroit	2	52
Taurean Green	2007	Portland	2	52
Scottie Lewis	2021	Charlotte	2	56
Gary Keller	1967	Los Angeles Lakers	6	59
Joe Hobbs	1958	Minneapolis	9	63
Vernon Delancy	1984	Milwaukee	3	67
Eugene McDowell	1985	Milwaukee	3	68
Andrew Moten	1987	New Jersey	4	72
Malcom Cesare	1979	Phoenix	4	86
David Miller	1968	Milwaukee	12	159
Eugene Shy	1976	New York	10	163

Len Sanders	1977	Denver	8	169
Andy Owens	1970	Seattle	11	174
Larry Brewster	1978	San Antonio	10	201

Draft Picks by Round

Round	Selections
1	12
2	12
3	2
4	4
6	1
8	1
9	1
10	2
11	1
12	1

Draft Picks by Team

Selections	Team(s)
4	New York
3	Chicago, Milwaukee, LA/Minneapolis Lakers, Minnesota
2	Denver, New Jersey, Phoenix, San Antonio
1	Atlanta, Boston, Charlotte, Detroit, Golden State, Houston, Oklahoma City, Orlando, Philadelphia, Portland, Sacramento, Seattle, Washington

NBA Championships

Vernon Maxwell	1994	Houston Rockets
Vernon Maxwell	1995	Houston Rockets
Udonis Haslem	2006	Miami Heat
Jason Williams	2006	Miami Heat
Matt Bonner	2007	San Antonio Spurs
Corey Brewer	2011	Dallas Mavericks
Udonis Haslem	2012	Miami Heat
Mike Miller	2012	Miami Heat
Udonis Haslem	2013	Miami Heat
Mike Miller	2013	Miami Heat
Matt Bonner	2014	San Antonio Spurs
David Lee	2015	Golden State Warriors
Marreese Speights	2015	Golden State Warriors
Chris Chiozza	2022	Golden State Warriors

All-NBA Teams

Al Horford	2011 (3rd)	Atlanta Hawks
David Lee	2013 (3rd)	Golden State Warriors
Joakim Noah	2014 (1st)	Chicago Bulls
Bradley Beal	2021 (3rd)	Washington Wizards

NBA All-Stars

Al Horford	2010	Atlanta Hawks
David Lee	2010	New York Knicks
Al Horford	2011	Atlanta Hawks
David Lee	2013	Golden State Warriors
Joakim Noah	2013	Chicago Bulls
Joakim Noah	2014	Chicago Bulls
Al Horford	2015	Atlanta Hawks
Al Horford	2016	Atlanta Hawks
Bradley Beal	2018	Washington Wizards
Al Horford	2018	Boston Celtics
Bradley Beal	2019	Washington Wizards
Bradley Beal	2021	Washington Wizards

NBA Defensive Player of the Year

Joakim Noah	2014	Chicago Bulls
-------------	------	---------------

NBA Rookie of the Year

Mike Miller	2001	Orlando Magic
-------------	------	---------------

NBA Sixth Man of the Year

Mike Miller	2006	Memphis Grizzlies
-------------	------	-------------------

NBA Cares Community Assist Award

Bradley Beal	2019	Washington Wizards
--------------	------	--------------------



GATORS IN THE PROS

NBA All-Defensive Team

Joakim Noah	2011 (2nd)	Chicago Bulls
Joakim Noah	2013 (1st)	Chicago Bulls
Joakim Noah	2014 (1st)	Chicago Bulls

NBA All-Rookie Team

Jason Williams	1999 (1st)	Sacramento Kings
Mike Miller	2001 (1st)	Orlando Magic
Udonis Haslem	2004 (2nd)	Miami Heat
Al Horford	2008 (1st)	Atlanta Hawks
Chandler Parsons	2012 (2nd)	Houston Rockets
Bradley Beal	2013 (1st)	Washington Wizards

NBA Stat Champions

Matt Bonner, 3-Point Pct.	2011	San Antonio Spurs	.457 (105-230)
Bradley Beal, Minutes	2019	Washington Wizards	3,028
Bradley Beal, Minutes/Game	2019	Washington Wizards	36.9

NBA Rookie of the Month

Mike Miller	February 2001	Orlando Magic
Mike Miller	March 2001 (co)	Orlando Magic
Al Horford	November 2007 (East)	Atlanta Hawks
Al Horford	February 2008 (East)	Atlanta Hawks
Al Horford	March 2008 (East)	Atlanta Hawks
Bradley Beal	December 2012 (East)	Washington Wizards
Bradley Beal	January 2013 (East)	Washington Wizards

NBA Player of the Month

Al Horford	January 2015 (co, East)	Atlanta Hawks
------------	-------------------------	---------------

NBA Players of the Week

David Lee	2/1/09 (East)	New York Knicks
Al Horford	11/25/12 (East)	Atlanta Hawks
David Lee	12/16/12 (West)	Golden State Warriors
David Lee	2/3/13 (West)	Golden State Warriors
Al Horford	12/22/14 (East)	Atlanta Hawks
Al Horford	1/19/15 (East)	Atlanta Hawks
Bradley Beal	1/1/18 (East)	Washington Wizards
Bradley Beal	12/10/18 (East)	Washington Wizards
Bradley Beal	3/18/19 (East)	Washington Wizards
Bradley Beal	4/26/21 (East)	Washington Wizards

All-Time NBA Gators

Bradley Beal	2012-present	Washington 2012-present
Matt Bonner	2004-2016	Toronto 2004-06, San Antonio 2006-16
Corey Brewer	2007-20	Minnesota 2007-11, Dallas 2011, Denver 2011-13, Minnesota 2013-14, Houston 2014-17, LA Lakers 2017-18, Oklahoma City 2018, Philadelphia 2019, Sacramento 2019-20
Nick Calathes	2013-15	Memphis 2013-15
Chris Chiozza	2019-present	Houston 2019, Washington 2019, Brooklyn 2020-21, Golden State 2021-present
Andrew DeClercq	1995-2005	Golden State 1995-97, Boston 1997-99, Cleveland 1999-2000, Orlando 2000-05
Dorian Finney-Smith	2016-present	Dallas 2016-present
Michael Frazier II	2020	Houston 2020
Taurean Green	2007-08	Portland 2007-08, Denver 2008
Donnell Harvey	2000-05	Dallas 2000-01, Denver 2002-03, Orlando 2003, Phoenix 2003-04, New Jersey 2005
Al Horford	2007-present	Atlanta 2007-16, Boston 2016-19, Philadelphia 2019-20, Oklahoma City 2020-21, Boston 2021-present
David Lee	2005-17	New York 2005-10, Golden State 2010-15, Boston 2015-16, Dallas 2016, San Antonio 2016-17
Scottie Lewis	2021-present	Charlotte 2021-present
Vernon Macklin	2011-12	Detroit 2011-12
Tre Mann	2021-present	Oklahoma City 2021-present
Mike Miller	2000-17	Orlando 2000-03, Memphis 2003-08, Minnesota 2008-09, Washington 2009-10, Miami 2010-13, Memphis 2013-14, Cleveland 2014-15, Denver 2015-17
Erik Murphy	2013-14	Chicago 2013-14
Joakim Noah	2007-20	Chicago 2017-16, New York 2016-18, Memphis 2018-19, LA Clippers 2020
Chandler Parsons	2011-19	Houston 2011-14, Dallas 2014-16, Memphis 2016-19, Atlanta 2019
Chris Richard	2007-08, 2010	Minnesota 2007-08, Chicago 2010
Anthony Roberson	2005-09	Memphis 2005-06, Golden State 2006, New York 2008-09, Chicago 2009
Devin Robinson	2018-19	Washington 2018-19
Dwayne Schintzius	1990-99	San Antonio 1990-92, New Jersey 1992-95, Indiana 1995-96, LA Clippers 1996-97, Boston 1998-99
Marreese Speights	2008-18	Philadelphia 2008-11, Memphis 2011-13, Cleveland 2013, Golden State 2013-16, LA Clippers 2016-17, Orlando 2017-18
Neal Walk	1969-77	Phoenix 1969-74, New Orleans 1974-75, New York 1975-77
Matt Walsh	2005	Miami 2005
Jason Williams	1998-2011	Sacramento 1998-2001, Memphis 2001-05, Miami 2005-08, Orlando 2009-11, Memphis 2011



GATORS IN THE PROS

Gators in the NBA D-League/G League

Player	Years in D/G League	Team(s)
Dwayne Schintzius	2001-02	Mobile Revelers
Greg Stolt	2001-02	Huntsville Flight
Brent Wright	2001-02	Greenville Groove Stats
Justin Hamilton	2003-04	Roanoke Dazzle
Anthony Roberson	2005-07	Arkansas RimRockers
Matt Walsh	2005-06	Arkansas RimRockers
Chris Richard	2007-08	Sioux Falls Skyforce
	2008-10	Tulsa 66ers
Lee Humphrey	2011-12	Rio Grande Valley Vipers
Erik Murphy	2014-15	Austin Spurs
Casey Prather	2014-15	Bakersfield Jam
Michael Frazier II	2015-16	Los Angeles D-Fenders, Iowa Energy, Ft. Wayne Mad Ants
	2018-20	Rio Grande Valley Vipers
	2020-21	Delaware Blue Coats
Jon Horford	2015-17	Canton Charge
	2017-19	Grand Rapids Drive
Chris Walker	2015-19	Rio Grande Valley Vipers
	2021-22	L.I. Nets, Iowa Wolves, Texas Legends, Agua Caliente Clippers
Joakim Noah	2017-18	Westchester Knicks
Justin Leon	2017-19	OKC Blue
Devin Robinson	2017-18	Delaware 87ers, Westchester Knicks
	2018-19	Capital City Go Go
	2019-20	Raptors 905
	2020-21	Ft. Wayne Mad Ants
Canyon Barry	2018-22	Iowa Wolves
Chris Chiozza	2018-19	Capital City Go Go, Rio Grande Valley Vipers
	2019-20	Capital City Go Go, Long Island Nets
	2021-22	Santa Cruz Warriors
John Egbunu	2019-20	Long Island Nets
Jalen Hudson	2019-20	Capital City Go Go
Scottie Lewis	2021-22	Greensboro Swarm

Past Gators on Pro Staffs

Name	UF Role	Pro Seasons	Pro Role	Team
R.C. Buford	Assistant Coach	1994-present	General Manager	San Antonio Spurs
Phil Weber	Assistant Coach	1999-2008	Assistant Coach	Phoenix Suns
		2008-2012	Assistant Coach	New York Knicks
		2012-14	Consultant	Miami Heat
		2014-15	Head Coach	Sioux Falls Skyforce
		2015-17	Assistant Coach	New Orleans Pelicans
Lon Kruger	Head Coach	2000-02	Head Coach	Atlanta Hawks
	Assistant Coach	2003-04	Assistant Coach	New York Knicks
Kenny McCraney	Assistant Coach	2000-02	Video Coordinator	Miami Sol
		2002-present	Dir. of Team Services	Miami Heat
Mike Weinar	Manager	2008-present	Special Asst. to the HC	Dallas Mavericks
Matt Herring	Strength & Cond.	2011-13	Strength Coach	San Antonio Spurs
Mark Daigneault	Asst. to the HC	2014-19	Head Coach	OKC Blue
		2019-20	Assistant Coach	Oklahoma City Thunder
		2020-present	Head Coach	Oklahoma City Thunder
Ron Stewart	Assistant Coach	2014-present	Scout	Milwaukee Bucks
Oliver Winterbone	Video Coord.	2014-19	Director, R&D/Player Dev.	Oklahoma City Thunder
Billy Donovan	Head Coach	2015-20	Head Coach	Oklahoma City Thunder
		2020-present	Head Coach	Chicago Bulls
Anthony Grant	Assistant Coach	2015-17	Assistant Coach	Oklahoma City Thunder
Billy Schmidt	Asst. to the HC	2015-20	Quality Control Coach	Oklahoma City Thunder
Daniel Starkman	Manager	2015-present	Sr. Mgr., Basketball Ops	Atlanta Hawks
Larry Shyatt	Assistant Coach	2016-19	Assistant Coach	Dallas Mavericks
Chad Mervis	Manager	2016-17	Player Personnel Intern	Charlotte Hornets
Billy Donovan	Player	2017-19	Operations/Player Dev.	Austin Spurs
		2019-present	Asst. Video Coordinator	Phoenix Suns
Donnie Jones	Assistant Coach	2017-18	Scout	Los Angeles Clippers
Schuyler Rimmer	Player	2017-18	Player Dev./Video Asst.	Atlanta Hawks
		2018-22	Player Dev./Video Coord.	Milwaukee Bucks
		2022-present	Assistant Coach	Los Angeles Lakers

Gators in the CBA Draft

Player	Years at UF	Team	Round	Overall
Joe Lawrence	1984-87	Pensacola Tornados	2nd	17th
Clifford Lett	1987-90	Pensacola Tornados	7th	107th
Dwayne Davis	1988-91	Yakima Sun Kings	3rd	36th
Livingston Chatman	1988-91	Tulsa Fast Breakers	4th	66th
Stacey Poole	1990-93	Hartford Hellcats	1st	1st
Craig Brown	1991-94	Harrisburg Hammerheads	1st	15th
Andrew DeClercq	1992-95	Grand Rapids Hoops	7th	90th
Dan Cross	1992-95	Grand Rapids Hoops	7th	95th
Dametri Hill	1993-96	Florida Beachdogs	6th	65th
Kenyan Weaks	1997-2000	Grand Rapids Hoops	9th	85th

Gators In The CBA

Player	Years at UF	Years in CBA
Andrew Moten	1984-87	1985
Ronnie Williams	1981-84	1988
Eugene McDowell	1982-85	1992
Stacey Poole	1990-93	1994
Craig Brown	1991-94	1995
Clifford Lett	1987-90	1995
Kenny McClary	1985-88	1996
Dan Cross	1992-95	2001
Dametri Hill	1993-96	2001



BACK-TO-BACK NATIONAL CHAMPIONS



Brett Wilhelm/NCAA Photos

Billy Donovan

"Winning a national championship with no expectations – well maybe people can say, 'They got lucky, they got hot at the right time.' Then to win one with all of the expectations on you – I think they have to go down, in the word 'team,' as one of the greatest teams of all-time."

Al Horford

"We enjoyed the entire process, not just the end result. We enjoyed being around each other, playing ball with each other, we were a family, and I wouldn't trade this experience for anything in the world."

Joakim Noah

"People can say what they want, but in the end, they do have to say, 'Yeah, they did win back-to-back titles.'"

Lee Humphrey

"Just the opportunity to play with this group made the game of basketball so enjoyable. We played the game the right way, we trusted and loved each other like family, and we accomplished things none of us ever dreamed of because of it."

Corey Brewer

"We were the ultimate team. We were unselfish, we passed the ball, everyone made plays and everyone had a part in winning."

Two-Time National Champions

With the expectations of a nation awaiting, the University of Florida took its place in history with its second consecutive national title in 2007. A year earlier, the Gators had taken the nation by storm with no expectations at all. A year later, they took everyone's best shot and were still the last team standing at the Georgia Dome. When it was all said and done, the Gators became the first team in 15 years to repeat and joined the great teams in college basketball history in the process. Champions Forever.

The "History Boys"

After winning a second straight national title, Grant Wahl of Sports Illustrated dubbed these Gators as, "the History Boys, a once in a generation collective that achieved one of the rarest feats in modern American team sports." It was as much a tribute to the accomplishment as the path they paved to get there. The Gators were the epitome of unselfish. Its entire starting five averaged within 3.0 points of one another, but just as importantly, within 2.4 shots per game of one another, with none getting as many as 10.0 per game. The Gators posted 68 wins over the two years, tied for the fifth-highest two-year total in NCAA history. And in its two national titles, the Gators were dominant, outscoring opponents by 15.9 points per game over two years. A once in a generation collective indeed.

18 In A Row

In 2006 and 2007 the University of Florida was at its best when the stakes were the highest – in postseason. During that time the Gators pieced together 18 consecutive postseason wins, the longest stretch since the great championship UCLA teams of John Wooden in the 1960s and '70s won 28 in a row (under a four-game NCAA Tournament format). Florida went 12-0 in the NCAA Tournament, winning eight of 12 by double-digits, and went 6-0 in the SEC Tournament with a pair of titles (to reach three in a row overall) in that time.

Donovan Joins Elite Company

Billy Donovan became just the 12th coach to win multiple NCAA titles and one of only four active coaches to do so (Mike Krzyzewski 4, Jim Calhoun 3, Roy Williams 2). Furthermore, at 41 years of age in 2007, he became the third-youngest coach all-time to win multiple NCAA titles (Bobby Knight, Indiana – 35, 40; Phil Woolpert, San Francisco – 39, 40). He joined legendary Kentucky coach Adolph Rupp as the only coach in SEC history to boast multiple national titles.



EXACTECH ARENA / STEPHEN C. O'CONNELL CENTER



The Exactech Arena at the Stephen C. O'Connell Center reopened its doors for Florida basketball on Dec. 21, 2016, following a \$69.8 renovation project that commenced in March 2016. The renovation, a joint project between the University of Florida and the University Athletic Association, includes permanent chairback seating throughout the entire arena, new premium seating options, a center-hung scoreboard and entirely revamped service level, including locker rooms.

The 10-year naming agreement with Gainesville-based Exactech provided \$5.9 million in funding toward the renovation project.

Traditionally, a trip to the O'Connell Center hasn't meant a pleasant and fun-filled stay in sunny Florida for visiting clubs. UF is 320-64 (.833) in the O'Connell Center since 1998-99, ranking No. 9 among power conference teams nationally in home winning percentage during that time.

Florida posted a 40-game non-conference winning streak that lasted from 1998-2003.

Built in 1980 at a cost of \$14 million, the O'Connell Center – named for former UF President Stephen C. O'Connell (1967-73) – has become the showplace for college basketball in the state of Florida. In 2007-08 Florida shattered its attendance record as 226,815 fans flocked through the gates, while UF averaged a school-record 11,826 fans per game in 2006-07 and had over 10,500 fans at every game for the first time ever. A school-record 12,621 fans turned out to see the Gators defeat Ohio State on Dec. 23, 2006 in what would be a preview of the national title game.

The O'Connell Center had a \$10 million facelift in the summer of 1998 to replace the teflon coated roof with a permanent structure.

While the O'Connell Center has a reputation as an imposing basketball arena for visiting opponents with its 10,151 seats, the Center is also part of a centrally-located athletic complex. The facilities surrounding the O'Dome include Ben Hill Griffin Stadium at Florida Field, McKethan Stadium at Perry Field, Percy Beard Track at James G. Pressly Stadium, the Scott Linder Stadium and Perry Indoor Facility at the Ring Tennis Complex and the University Golf Course with the Bostick Clubhouse.

The O'Connell Center also is the site of more than just Gators basketball games. It brings people together for many other sporting, entertainment, academic and business activities. Over the years, the facility has housed concerts, Disney shows, conventions, business exhibits, conferences, banquets, university and high school commencements, SEC and NCAA championship events.

O'Connell Center Firsts

First Game:	Florida vs. East Tennessee, 72-54, Dec. 30, 1980
First Points:	Vernon Delancy, Florida (12-foot jumper, 19:42)
First Foul:	Tim Strawbridge, Florida (19:20)
First Assist:	Vernon Delancy, Florida (19:19)
First Free Throw:	Mike Moses (19:04)
First Dunk:	Vernon Delancy (10:14)
First Technical:	Gator Bench vs. Auburn, Jan. 10, 1981
First 3-pointer:	Joe Lawrence vs. W. Carolina, Dec. 2, 1986
First 100-point Game:	vs. Central Florida, 106-55, Nov. 24, 1984
First 30-point Game:	Eugene McDowell (30), vs. Alabama, Jan. 26, 1985
First Win:	vs. East Tennessee, 72-54, Dec. 30, 1980
First SEC Win:	vs. Auburn, 63-59, Jan. 10, 1981
First Loss:	vs. LSU, 92-66, Jan. 3, 1981

Exactech Arena Firsts

First Game:	Florida vs. Little Rock, 94-71 win, Dec. 21, 2016
First Points:	Kevarrius Hayes, Florida (dunk, 19:46)
First Foul:	Kevarrius Hayes, Florida (18:33)
First Assist:	Devin Robinson, Florida (19:46)
First Free Throw:	Jalen Jackson, Little Rock (14:15)
First Dunk:	Kevarrius Hayes, Florida (19:46)
First 3-pointer:	Kasey Hill, Florida (17:40)
First 100-point Game:	vs. Central Florida, 106-55, Nov. 24, 1984
First 30-point Game:	Egor Koulechov, Florida, 34 vs. Gardner-Webb, Nov. 13, 2017
First Win:	Little Rock, 94-71, Dec. 21, 2016
First SEC Win:	vs. Ole Miss, 70-63, Jan. 3, 2017
First Loss:	vs. Vanderbilt, 68-66, Jan. 21, 2017

Home Winning Streaks

33 (Nov. 11, 2012 – Nov. 14, 2014; ended Nov. 17, 2014 vs. Miami)
24 (March 1, 2006 – Nov. 20, 2007; ended Nov. 23, 2007 vs. FSU)
20 (Jan. 25, 2005 – Feb. 4, 2006; ended Feb. 8, 2006 vs. S. Carolina)
19 (Jan. 22, 2011 – Feb. 4, 2012; ended Feb. 11, 2012 vs. Tennessee)
19 (Feb. 2, 2002 – Feb. 25, 2003; ended March 8, 2003 vs. Kentucky)
18 (Jan. 22, 1985 – Feb. 4, 1987; ended Feb. 9, 1987 vs. Auburn)
17 (March 19, 2008 – Feb. 21, 2009; ended March 1, 2009 vs. Tenn.)
16 (Feb. 4, 1967 – Feb. 21, 1968; ended Feb. 24, 1968 vs. Miss. St.)
15 (Jan. 27, 2001 – Jan. 16, 2002; ended Jan. 19, 2002 vs. Georgia)
15 (Nov. 26, 1993 – Dec. 10, 1994; ended Dec. 21, 1994 vs. Jacksonville)
13 (Jan. 29, 2000 – Dec. 30, 2000; ended Jan. 17, 2001 vs. Georgia)
12 (Nov. 16, 1998 – Feb. 4, 1999; ended Feb. 6, 1999 vs. Ole Miss)
11 (Feb. 16, 1999 – Jan. 12, 2000; ended Jan. 18, 2000 vs. Tennessee)
11 (Feb. 11, 1987 – Jan. 27, 1988; ended Feb. 6, 1988 vs. Auburn)

Home Records By Season

1915-16	0-0	1971-72	7-5
1919-20	0-0	1972-73	8-3
1920-21	0-1	1973-74	8-4
1921-22	4-0	1974-75	9-4
1922-23	1-0	1975-76	9-4
1923-24	4-1	1976-77	7-4
1924-25	2-2	1977-78	5-4
1925-26	4-2	1978-79	3-8
1926-27	4-2	1979-80	5-6
1927-28	1-8	1980-81	5-6
1928-29	5-5	1981-82	3-7
1929-30	4-2	1982-83	8-6
1930-31	5-3	1983-84	10-4
1931-32	5-1	1984-85	8-4
1932-33	4-1	1985-86	16-1
1933-34	6-1	1986-87	11-1
1934-35	4-4	1987-88	13-2
1935-36	2-3	1988-89	9-3
1936-37	4-5	1989-90	5-7
1937-38	8-3	1990-91	6-6
1938-39	6-3	1991-92	11-4
1939-40	8-2	1992-93	8-3
1940-41	2-0	1993-94	13-0
1941-42	4-5	1994-95	7-6
1942-43	3-2	1995-96	6-6
1944-45	2-8	1996-97	8-6
1945-46	3-6	1997-98	11-4
1946-47	10-1	1998-99	14-1
1947-48	8-4	1999-2000	15-1
1948-49	5-7	2000-01	13-2
1949-50	6-4	2001-02	13-2
1950-51	8-2	2002-03	15-1
1951-52	10-1	2003-04	11-4
1952-53	6-3	2004-05	13-3
1953-54	4-6	2005-06	16-2
1954-55	9-2	2006-07	18-0
1955-56	8-3	2007-08	17-4
1956-57	8-3	2008-09	18-2
1957-58	7-3	2009-10	13-4
1958-59	7-5	2010-11	14-3
1959-60	5-7	2011-12	14-2
1960-61	8-0	2012-13	15-0
1961-62	9-2	2013-14	17-0
1962-63	8-4	2014-15	11-5
1963-64	6-5	2015-16	12-4
1964-65	12-1	2016-17	9-1
1965-66	8-3	2017-18	12-5
1966-67	10-1	2018-19	9-6
1967-68	10-1	2019-20	11-4
1968-69	10-1	2020-21	6-3
1969-70	6-4	2021-22	13-5
1970-71	9-5		

10 (Jan. 12, 1940 – Dec. 12, 1941; ended Dec. 15, 1941 vs. Alabama)

10 (Feb. 3, 1951 – Jan. 5, 1952; ended Jan. 12, 1952 vs. Kentucky)

Non-Conf. Home Winning Streaks

40 (Nov. 16, 1998 – Dec. 6, 2003; ended Dec. 10, 2003 vs. Maryland)
28 (Dec. 19, 2004 – Nov. 20, 2007; ended Nov. 23, 2007 vs. Florida St.)
27 (Dec. 18, 1953 – Dec. 7, 1959; ended Dec. 15, 1959 vs. Stetson)
25 (Dec. 22, 2010 – Nov. 14, 2014; ended Nov. 17, 2014 vs. Miami)
24 (Dec. 20, 1983 – Dec. 19, 1988; ended Dec. 22, 1988 vs. Pittsburgh)
18 (Nov. 27, 2007 – March 20, 2009; ended March 24, 2009 vs. Penn St.)
17 (Jan. 9, 1964 – Dec. 31, 1968; ended Jan. 18, 1969 vs. Furman)
15 (Jan. 6, 1939 – Dec. 13, 1944; ended Dec. 15, 1944 vs. Pinellas AAF)

SITE	CAPACITY	FIRST GAME	LAST GAME	RECORD	PCT.
The Gym-1	—	Jan. 15, 1920	Feb. 26, 1927	19-8	.704
The New Gym-2	—	Jan. 6, 1928	Feb. 26, 1949	99-74	.572
Florida Gym-3	7,000	Jan. 7, 1950	Feb. 20, 1980	235-108	.685
O'Connell Center	10,151	Dec. 30, 1980	—	477-140	.775
Total				830-330	.716

1 — Florida's first official gym was located just east of the stadium in the Murphree hall area; 2 — The "New Gym," which later housed the school of music; 3 — Alligator Alley, which also housed the College of Physical Education and Health



ATTENDANCE FIGURES

Single-Game Attendance Highs

RANK	ATTENDANCE	OPPONENT	DATE	SCORE	RESULT
1.	12,633	Kentucky	Sat., Feb. 5, 2011	70-68	W
2.	12,630	Tennessee	Sat., Feb. 12, 2011	61-60	W
3.	12,621	Ohio State	Sat., Dec. 23, 2006	86-60	W
4.	12,618	Kentucky	Tues., Jan. 12, 2010	77-89	L
5.	12,614	Kentucky	Sun., March 4, 2007	85-72	W
6.	12,609	Arkansas	Sat., Feb. 23, 2013	71-54	W
	12,609	Kentucky	Sat., Feb. 4, 2006	95-80	W
8.	12,604	Kentucky	Sat., March 8, 2014	84-65	W
9.	12,602	Kentucky	Sun., March 6, 2005	53-52	W
10.	12,599	Florida State	Fri., Nov. 25, 2005	74-66	W
11.	12,598	Alabama	Wed., Feb. 14, 2007	76-67	W
12.	12,597	Missouri	Sat., Jan. 19, 2013	83-52	W
13.	12,589	LSU	Sat., March 1, 2014	79-61	W
14.	12,581	Kentucky	Sat., March 8, 2003	67-69	L
15.	12,578	Kentucky	Sat., Feb. 7, 2015	61-68	L
16.	12,543	Vanderbilt	Sat., Feb. 21, 2009	82-68	W
17.	12,522	Ole Miss	Sat., Feb. 2, 2013	78-64	W
18.	12,520	Alabama	Sat., Feb. 8, 2014	78-69	W
19.	12,511	Kentucky	Sun., March 4, 2001	94-86	W
20.	12,498	Tennessee	Sat., Jan. 10, 2004	95-57	W

Year-By-Year Home Attendance

SEASON	GAMES	TOTAL	AVG.	RECORD	PCT.
1980-81	11	80,246	7,295	5-6	.454
1981-82	10	75,822	7,582	3-7	.300
1982-83	14	93,190	6,656	8-6	.571
1983-84	14	93,932	6,709	10-4	.714
1984-85	12	104,938	8,745	8-4	.667
1985-86	17	128,558	7,562	16-1	.941
1986-87	12	129,205	10,767	11-1	.917
1987-88	15	151,654	10,110	13-2	.867
1988-89	12	112,802	9,400	9-3	.750
1989-90	12	90,489	7,541	5-7	.417
1990-91	12	85,739	7,145	6-6	.500
1991-92	15	109,630	7,309	11-4	.733
1992-93	11	102,231	9,294	8-3	.727
1993-94	13	121,005	9,308	13-0	1.000
1994-95	13	127,898	9,838	7-6	.538
1995-96	12	94,757	7,896	6-6	.500
1996-97	14	89,614	6,401	8-6	.571
1997-98	15	115,858	7,724	11-4	.733
1998-99	15	135,276	9,018	14-1	.933
1999-2000	16	156,524	9,783	15-1	.938
2000-01	15	158,149	10,543	13-2	.867
2001-02	15	162,069	10,805	13-2	.867
2002-03	16	167,827	10,489	15-1	.938
2003-04	15	165,705	11,047	11-4	.733
2004-05	16	165,600	10,350	13-3	.813
2005-06	18	195,331	10,852	16-2	.889
2006-07	18	212,866	11,826	18-0	1.000
2007-08	21	226,815	10,801	17-4	.810
2008-09	20	206,547	10,327	18-2	.900
2009-10	17	186,106	10,947	13-4	.765
2010-11	17	173,158	10,186	14-3	.824
2011-12	16	166,951	10,434	14-2	.875
2012-13	15	160,160	10,677	15-0	1.000
2013-14	17	195,013	11,471	17-0	1.000
2014-15	16	169,123	10,570	11-5	.688
2015-16	16	154,982	9,686	12-4	.750
2016-17	10	106,905	10,690	9-1	.900
2017-18	17	165,446	9,732	12-5	.706
2018-19	15	144,001	9,600	9-6	.600
2019-20	15	146,064	9,738	11-4	.733
2020-21	9	20,599	2,289	6-3	.667
2021-22	18	163,529	9,085	13-5	.722
Totals	617	5,812,314	9,420	477-140	.775

Largest Crowds To Watch Florida Basketball

79,444	at AT&T Stadium vs. Connecticut, April 5, 2014 (NCAA Tournament Semifinal)
53,510	at Georgia Dome vs. UCLA, March 31, 2007 (NCAA Tournament Semifinal)
51,458	at Georgia Dome vs. Ohio State, April 2, 2007 (NCAA Tournament Final)
43,822	at RCA Dome vs. George Mason, April 1, 2006 (NCAA Tournament Semifinal)
43,168	at RCA Dome vs. UCLA, April 3, 2006 (NCAA Tournament Final)
43,116	at RCA Dome vs. Michigan State, April 3, 2000 (NCAA Tournament Final)
43,116	at RCA Dome vs. North Carolina, April 1, 2000 (NCAA Tournament Semifinal)
40,639	at Cowboys Stadium vs. FGCU, March 29, 2013 (NCAA Tournament Regional Semifinal)
36,585	at Cowboys Stadium vs. Michigan, March 31, 2013 (NCAA Tournament Regional Final)
30,681	at Carrier Dome vs. Duke, March 24, 2000 (NCAA Tournament)
30,388	at Carrier Dome vs. Oklahoma State, March 26, 2000 (NCAA Tournament)
28,246	at Carrier Dome vs. Alaska-Anchorage, Dec. 8, 1990 (Carrier Classic)
27,929	at Carrier Dome vs. UNC Charlotte, Dec. 7, 1990 (Carrier Classic)
26,214	at Edward Jones Dome vs. Butler, March 23, 2007 (NCAA Sweet 16)
25,947	at Edward Jones Dome vs. Oregon, March 25, 2007 (NCAA Tournament Elite Eight)
25,127	at Georgia Dome vs. Arkansas, March 5, 1999 (SEC Tournament)

O'Connell Center Records By Opponent

Alabama	20-7	La Salle	1-0	Richmond	3-0
Alabama State	2-0	Liberty	1-0	Rutgers	2-0
Albany	1-0	Long Beach State	1-0	Sam Houston State	1-0
American University	2-0	Long Island	1-0	Samford	1-0
Arizona	17-0	Longwood	1-0	San Diego State	1-0
Arkansas	14-3	Louisiana-Monroe	1-0	Savannah State	3-0
Arkansas-Little Rock	2-0	LSU	17-13	St. Francis (Pa.)	1-0
Auburn	23-5	Louisiana Tech	1-0	St. Leo	2-0
Augusta	1-0	Louisville	0-1	St. Peter's	1-0
Baylor	1-1	Loyola Chicago	0-1	Siena	1-0
Belmont	1-0	Marquette	1-0	South Alabama	1-1
Bethune-Cookman	6-0	Marshall	1-0	South Carolina	19-8
Biscayne	3-0	Maryland	0-1	South Florida	7-2
Bradley	1-0	McNeese State	1-0	Southeastern Louisiana	1-0
Butler	1-0	Mercer	1-0	Southern University	2-0
Charleston Southern	6-0	Miami (Fla.)	5-2	Southern Mississippi	1-0
Coastal Carolina	3-0	Michigan State	1-1	Southern Utah	1-0
Connecticut	0-1	Middle Tennessee	1-0	Stetson	15-1
Creighton	1-0	Milwaukee	1-0	Stony Brook	1-0
DePaul	1-0	Mississippi	24-5	Tennessee	24-13
Duquesne	1-0	Mississippi State	22-6	Tennessee-Chattanooga	1-0
East Tennessee State	1-0	Mississippi Valley State	1-0	Tennessee Tech	1-0
Eastern Illinois	1-0	Missouri	4-1	Texas	1-2
Eastern Kentucky	2-0	Missouri State	1-0	Texas A&M	5-0
Elon	1-0	Montana State	1-0	Texas Christian	1-0
Florida A&M	10-0	Morehead State	2-0	Texas Southern	1-1
Florida Atlantic	3-0	Morgan State	1-0	Toledo	1-0
Florida Gulf Coast	2-0	NC Central	1-0	Towson	2-0
Florida International	1-0	New Hampshire	3-0	Troy	2-0
Florida State	13-7	New Orleans	2-0	Tulane	1-0
Gardner-Webb	1-0	Nicholls State	1-0	UAB	1-0
Georgetown	0-1	North Carolina A&T	2-0	UCF	8-0
Georgia	29-12	North Carolina State	1-0	UNC Wilmington	2-0
Georgia Southern	4-0	North Dakota State	1-0	Vanderbilt	32-9
Georgia Tech	1-0	North Florida	8-0	Vermont	1-0
High Point	3-0	Northeastern	1-0	Villanova	0-1
Howard	1-0	Ohio State	2-2	VMI	1-0
Illinois	0-1	Oklahoma State	1-0	Wake Forest	0-1
Incarinate Word	1-0	Penn State	0-1	West Virginia	1-0
Iona	1-0	Pittsburgh	0-1	Western Carolina	1-0
Jackson State	1-0	Prairie View A&M	1-0	Wichita State	1-0
Jacksonville	13-2	Presbyterian	1-0	William & Mary	1-0
James Madison	1-0	Providence	1-0	Wisconsin	1-0
Kansas	1-1	Radford	1-0	Xavier	0-1
Kent State	1-0	Rhode Island	1-0	Yale	2-0
Kentucky	18-24				



2022-23 OPPONENTS

Alabama Crimson Tide

Date: Feb. 8 (Away)
Arena: Coleman Coliseum (15,383), Tuscaloosa, Ala.
Coach: Nate Oats; 61-36/4th at UA, 157-79/8th career
Conference: Southeastern (SEC)
2021-22/Postseason: 19-14 (9-9)/NCAA 1st Rd. (6 Seed)
SID: Steven Gonzalez, sgonzalez@ia.ua.edu
UF Series Record: 70-77
Last: Alabama 83, Florida 70; Jan. 5, 2022 (Gainesville)

Arkansas Razorbacks

Date: Feb. 18 (Away)
Arena: Bud Walton Arena (19,200), Fayetteville, Ark.
Coach: Eric Musselman; 73-28/4th at Arkansas, 183-62/8th career
Conference: Southeastern (SEC)
2021-22/Postseason: 28-9 (13-5)/NCAA Elite Eight (4 Seed)
SID: Mike Cawood, tmcawood@uark.edu
UF Series Record: 26-14
Last: Arkansas 82, Florida 74; Feb. 22, 2022 (Gainesville)

Auburn Tigers

Date: Dec. 28 (Away)
Arena: Neville Arena (9,121), Auburn, Ala.
Coach: Bruce Pearl; 166-98/9th at AU, 628-263/28th career
Conference: Southeastern (SEC)
2021-22/Postseason: 28-6 (15-3)/NCAA 2nd Rd. (2 Seed)
SID: Marlene Navor, mnavor@auburn.edu
UF Series Record: 82-90
Last: Florida 63, Auburn 62; Feb. 19, 2021 (Gainesville)

UConn Huskies

Date: Wednesday, Dec. 7 (Home)
Arena: Gampel Pavilion (10,167), Storrs, Conn.; XL Center (15,564), Hartford, Conn.
Coach: Dan Hurley; 73-47/5th at UConn, 224-152/13th career
Conference: Big East
2021-22/Postseason: 23-10 (13-6)/NCAA 1st Rd. (5 Seed)
SID: Phil Chardis, phil.chardis@uconn.edu
UF Series Record: 1-4
Last: UConn 62, Florida 59; Nov. 17, 2019 (Storrs)

Florida A&M Rattlers

Date: Wednesday, Nov. 30 (Home)
Arena: Al Lawson Center (9,639), Tallahassee, Fla.
Coach: Robert McCollum; 54-88/5th at FAMU, 138-209/13th career
Conference: Southwestern Athletic Conference (SWAC)
2021-22/Postseason: 13-17 (11-7)/None
SID: Josh Padilla, joshua.padilla@famua.edu
UF Series Record: 11-0
Last: Florida 80, FAMU 59 (Gainesville)

Florida Atlantic Owls

Date: Monday, Nov. 14 (Home)
Arena: Abessinio Court at FAU Arena (2,500), Boca Raton, Fla.
Coach: Dusty May; 66-56/5th at FAU/career
Conference: Conference USA
2021-22/Postseason: 19-15 (11-7)/CBI 1st Round
SID: Evan Shomo, eshomo@fau.edu
UF Series Record: 3-0
Last: Florida 79, FAU 66 (Gainesville)

Florida State Seminoles

Date: Friday, Nov. 18 (Away)
Arena: Donald L. Tucker Center (12,100), Tallahassee, Fla.
Coach: Leonard Hamilton; 395-241/21st at FSU, 595-451/35th career
Conference: Atlantic Coast (ACC)
2021-22/Postseason: 17-14 (10-10)/None
SID: Chuck Walsh, cwalsh@fsu.edu
UF Series Record: 44-29
Last: Florida 71, Florida St. 55; Nov. 14, 2021 (Gainesville)

Georgia Bulldogs

Dates: Jan. 7 (Home), Feb. 28 (Away)
Arena: Stegeman Coliseum (10,523), Athens, Ga.
Coach: Mike White; 0-0/1st at UGA, 243-128/12th career
Conference: Southeastern (SEC)
2021-22/Postseason: 6-26 (1-17)/None
SID: Mike Mobley, mmobley@sports.uga.edu
UF Series Record: 120-103
Last: Florida 84, Georgia 72; Feb. 26, 2022 (Athens)

Kansas State Wildcats

Date: Saturday, Jan. 28 (Away, SEC/Big 12 Challenge)
Arena: Bramlage Coliseum (11,654), Manhattan, Kan.
Coach: Jerome Tang; 0-0/1st at Kansas State/career
Conference: Big 12
2021-22/Postseason: 14-17 (6-12)/None
SID: Tom Gilbert, tgilbert@kstatesports.com
UF Series Record: 1-1
Last: KSU 67, Florida 61; Dec. 22, 2012 (Kansas City)

Kennesaw State Owls

Date: Friday, Nov. 11 (Home)
Arena: KSU Convocation Center (4,600), Kennesaw, Ga.
Coach: Amir Abdur-Rahim; 19-65/4th at KSU/career
Conference: Atlantic Sun
2021-22/Postseason: 13-18 (7-9)/None
SID: Mark Wasik, mwasik@kennesaw.edu
UF Series Record: 0-0
Last: First Meeting

Kentucky Wildcats

Dates: Feb. 4 (Away), Feb. 22 (Home)
Arena: Rupp Arena (23,000), Lexington, Ky.
Coach: John Calipari; 367-101/14th at UK, 770-239/32nd career
Conference: Southeastern (SEC)
2021-22/Postseason: 28-8 (14-4)/NCAA 1st Rd. (2 Seed)
SID: Deb Moore, deb.moore@uky.edu
UF Series Record: 41-107
Last: Kentucky 71, Florida 63; March 5, 2022 (Gainesville)

LSU Tigers

Dates: Jan. 10 (Away), March 4 (Home)
Arena: Pete Maravich Assembly Center (13,215), Baton Rouge, La.
Coach: Matt McMahon; 0-0/1st at LSU, 154-67/8th career
Conference: Southeastern (SEC)
2021-22/Postseason: 22-12 (9-9)/NCAA 1st Rd. (6 Seed)
SID: Kent Lowe, clowe@lsu.edu
UF Series Record: 50-66
Last: LSU 64, Florida 58; Jan. 12, 2022 (Gainesville)

Ole Miss Rebels

Date: Feb. 15 (Home)
Arena: SJB Pavilion at Ole Miss (9,500), Oxford, Miss.
Coach: Kermit Davis; 64-61/5th at OM, 467-299/25th career
Conference: Southeastern (SEC)
2021-22/Postseason: 13-19 (4-14)/None
SID: Tyler Wooten, tjwooten@olemiss.edu
UF Series Record: 69-48
Last: Florida 62, Ole Miss 57 (OT); Feb. 5, 2022 (Gainesville)

Mississippi State Bulldogs

Date: Jan. 21 (Away)
Arena: Humphrey Coliseum (10,575), Starkville, Miss.
Coach: Chris Jans; 0-0/1st at MSU, 143-44/7th career
Conference: Southeastern (SEC)
2021-22/Postseason: 18-16 (8-10)/NIT 1st Rd. (3 Seed)
SID: Matt Dunaway, mdunaway@athletics.msstate.edu
UF Series Record: 66-52
Last: Florida 80, Miss. State 72; Jan. 19, 2022 (Gainesville)

Missouri Tigers

Date: Jan. 14 (Home)
Arena: Mizzou Arena (15,061), Columbia, Mo.
Coach: Dennis Gates; 0-0/1st at Mizzou, 50-40/4th career
Conference: Southeastern (SEC)
2021-22/Postseason: 12-21 (5-13)/None
SID: Jason Veniskey, jdvh44@missouri.edu
UF Series Record: 8-4
Last: Florida 66, Missouri 65; Feb. 2, 2022 (Columbia)

Ohio Bobcats

Date: Wednesday, Dec. 14 (Tampa)
Arena: Convocation Center (13,000), Athens, Ohio
Coach: Jeff Boals; 59-33/4th at Ohio, 114-75/7th career
Conference: Mid-American Conference (MAC)
2021-22/Postseason: 25-10 (14-6)/CBI 1st Rd. (3 Seed)
SID: Sara Legarsky, legarsky@ohio.edu
UF Series Record: 2-1
Last: Florida 67, Ohio 62; March 18, 2005 (Nashville)

Oklahoma Sooners

Date: Tuesday, Dec. 20 (Charlotte, Jumpman Invitational)
Arena: Lloyd Noble Center (11,562), Norman, Okla.
Coach: Porter Moser; 19-16/2nd at OU, 312-258/19th career
Conference: Big 12
2021-22/Postseason: 19-16 (7-11)/NIT 2nd Round (1 Seed)
SID: Brent Beerends, beerends@ou.edu
UF Series Record: 2-2
Last: Oklahoma 74, Florida 67; Dec. 1, 2021 (Norman)

South Carolina Gamecocks

Date: Jan. 25 (Home)
Arena: Colonial Life Arena (18,000), Columbia, S.C.
Coach: Lamont Paris; 0-0/1st at SC, 87-72/6th career
Conference: Southeastern (SEC)
2021-22/Postseason: 19-13 (9-9)/None
SID: Michael DeBates, mdebates@mailbox.sc.edu
UF Series Record: 47-28
Last: Florida 71, S. Carolina 63; Jan. 15, 2022 (Columbia)

Stetson Hatters

Date: Sunday, Dec. 4 (Home)
Arena: Edmunds Center (4,000), DeLand, Fla.
Coach: Donnie Jones; 39-51/4th at Stetson, 173-180/13th career
Conference: Atlantic Sun
2021-22/Postseason: 11-19 (5-11)/None
SID: Mark Weaver, mweaver3@stetson.edu
UF Series Record: 53-14
Last: Florida 86, Stetson 40; Dec. 6, 2020 (Gainesville)

Stony Brook Seawolves

Date: Monday, Nov. 7 (Home)
Arena: Island Federal Credit Union Arena (4,160), Stony Brook, N.Y.
Coach: Geno Ford; 47-41/4th at SBU, 161-164/11th career
Conference: America East
2021-22/Postseason: 18-13 (10-8)/None
SID: Robert DeVita, robert.devita@stonybrook.edu
UF Series Record: 1-0
Last: Florida 87, SBU 62; Dec. 22, 2021 (Gainesville)

Tennessee Volunteers

Dates: Feb. 1 (Home)
Arena: Thompson-Boling Arena (21,678), Knoxville, Tenn.
Coach: Rick Barnes; 150-81/8th at UT, 754-395/36th career
Conference: Southeastern (SEC)
2021-22/Postseason: 27-8 (14-4)/NCAA 2nd Rd. (3 Seed)
SID: Tom Satkowiak, tomsid@utk.edu
UF Series Record: 58-80
Last: Tennessee 78, Florida 71; Jan. 26, 2022 (Knoxville)

Texas A&M Aggies

Date: Jan. 4 (Home), Jan. 18 (Away)
Arena: Reed Arena (12,989), College Station, Texas
Coach: Buzz Williams; 51-37/4th at Texas A&M, 304-192/16th career
Conference: Southeastern (SEC)
2021-22/Postseason: 27-13 (9-9)/NIT Runner Up (1 Seed)
SID: Brad Marquardt, bmarquardt@athletics.tamu.edu
UF Series Record: 9-6
Last: TAMU 83, Florida 78 (OT); March 10, 2022 (Tampa)

Vanderbilt Commodores

Dates: Feb. 11 (Home), Feb. 25 (Away)
Arena: Memorial Gym (14,316), Nashville, Tenn.
Coach: Jerry Stackhouse; 39-54/4th at Vanderbilt/career
Conference: Southeastern (SEC)
2021-22/Postseason: 19-17 (7-11)/NIT 3rd Rd. (4 Seed)
SID: Gavin Nevill, terrence.g.nevill@vanderbilt.edu
UF Series Record: 73-71
Last: Florida 82, Vanderbilt 78; March 1, 2022 (Nashville)



UNIVERSITY OF FLORIDA



DR. KENT FUCHS

University of Florida President

Dr. Kent Fuchs became the 12th President of the University of Florida in January 2015. Building on many years of excellence and focused leadership, the university has since reached its goal of joining the nation's Top 5 public research universities.

UF continues to advance through the addition of 600 new faculty positions, the construction of advanced and beautiful university facilities, a university wide artificial intelligence initiative and a fundraising campaign that is expected to top \$4 billion by the end of 2022, a billion over its original goal.

Previous to the UF presidency, Dr. Fuchs was provost of Cornell Univer-

sity. He has served in academic leadership positions and as a faculty member of electrical and computer engineering at Cornell, Purdue and the University of Illinois.

He is a fellow of the American Academy of Arts and Sciences, the American Association for the Advancement of Science, the Institution of Electrical and Electronics Engineers and the Association for Computing Machinery and has received numerous awards for teaching and research.

He earned his doctorate in electrical and computer engineering from the University of Illinois, and a Master of Divinity from Trinity Evangeli-

cal Divinity School. He also holds a Bachelor of Science in Engineering from Duke University.

Dr. Fuchs is married to Linda Fuchs. The Fuchses have three sons, a daughter, and four grandchildren.

President Fuchs announced in January that he is planning for this year to be his last as president. He will remain at UF as a professor in his home department of electrical and computer engineering.





UNIVERSITY ATHLETIC ASSOCIATION



SCOTT STRICKLIN

Athletic Director

Hired on Nov. 1, 2016, it did not take long for Florida Athletic Director Scott Stricklin to become acclimated to the University Athletic Association's championship culture. Nine national championships (Women's Tennis, 2017; Men's Outdoor Track & Field, 2017 & 2022; Baseball, 2017; Men's Indoor Track & Field 2018, 2019; Men's Tennis, 2021 and Women's Indoor & Outdoor Track & Field 2022) and 31 conference titles have already been added to the mantle during his tenure.

The Gators won a national championship in 13 consecutive complete seasons, earning 45 in school history. UF is one of two programs with a national title each complete season since the 2008-09 campaign and owns 24 national titles during that time.

Florida Athletic teams posted 59 top-five national finishes under Stricklin, including a school-record 12 in 2017-18. The Gators finished third on the Learfield IMG College Directors Cup for the 2017-18 and 2018-19 seasons, and followed that up with a fifth-place showing in the 2020-21 and 2021-22 standings, marking the 13th consecutive top-five finish and 38th straight year the Gators have finished in the top 10. UF is the only school in the nation to finish in the top 10 in every completed national all-sports standings since 1983-84.

Florida won its 28th overall and 12th consecutive SEC All-Sports Trophy in 2017-18, while the SEC Men's All-Sports Trophy also went to the Gators. The men won again in 2020-21 and the 2021-22 women's title went to UF. UF finished second in the last three SEC All-Sports Trophy standings.

Off the field, 70 percent of Florida student-athletes earned spots on the 2020-21 and 2021-22 Southeastern Conference Academic Honor Rolls. In addition, six UF teams – football (55), gymnastics (13), lacrosse (30), baseball (22), softball (15) and men's tennis (9) set program records for SEC Academic Honor Roll recipients in the last two years with football setting the league's all-time high. For the 2021-22 academic year, Gator student-athletes earned a program record 3.21 combined grade point average.

The most recent Graduation Success Rates released in November of 2020 showed that 92 percent of UF student-athletes completed their degree in the latest cycle. That number was a tick above NCAA Division I's overall 90 percent and equals UF's all-time high. The GSR of 12 Gator teams are above or equal the national average for their sport – men's & women's basketball, football, men's & women's golf, gymnastics, lacrosse, soccer, softball, women's tennis, men's track & field/cross country and volleyball. Florida equaled its all-time high with seven teams posting a perfect 100 GSR: men's basketball, men's & women's golf, gymnastics, lacrosse, women's tennis and volleyball.

Since Stricklin was hired in the fall of 2016, 860 student athletes have graduated. Among those graduates were 350 student athletes who won a national or conference championship during their time at Florida and 510 were recognized with Academic All-SEC Honors.

Continuing to focus on the UAA's mission of providing a Championship Experience with Integrity, Stricklin and the staff manages a \$163 million operating budget for 2022-23, delivering resources for Gator student-athletes and fans to pursue that championship experience.

As the world of college athletics felt the impact of the COVID-19 pandemic in 2020, Stricklin's team guided the Gators athletics program through uncharted territory through the activation of its detailed Business Continuity Plan, which is designed to address potential disasters. In collaboration with UF Health, campus leadership and the Southeastern Conference, Stricklin's staff delivered on procedures and protocols which allowed for a successful and safe completion of the 2020-21 season.

New Facilities for Gators Program and Fundraising Efforts

On the heels of the \$100-million Phase 1 of the Facilities Master Plan that was unveiled prior to his hire, Stricklin and the staff continue to implement the UAA's Master Facility Plan, which unveiled phases 2 and 3 in March of 2018.

Phase 2 began with a \$15 million renovation of Katie Seashole Pressly softball stadium. The project began in the summer of 2018 and was completed just prior to the start of the 2019 season. Renovations included a 360-degree open concourse, shade structures for fans and an elevated press box. There are modern student-athlete and staff amenities, such as locker room and sports medicine facilities, and enhanced experiences for fans.

The new Florida Ballpark opened its doors for the 2021 season. A \$65 million project, the ballpark includes a 360-degree open concourse with all permanent seats featuring chairbacks. A variety of seating options are also available – premium seating, grass berms, and other non-traditional seating choices to provide expanded fan capacity. Enhanced concession space and food options and high-definition video and sound revamped the fan experience in cheering Florida baseball.

Construction for the projected \$85 million 130,000-square foot football training center began in summer of 2020, with a completion goal of summer of 2022. The facility will serve as the new day-to-day home for Florida football student-athletes and staff. Florida's meeting rooms, locker room, strength and conditioning area, training room and coaches' offices will all be adjacent to the practice field, creating maximum efficiency within the program. The front lower quadrant of the building will be for all student-athletes featuring a dining hall and lounge, along with outdoor activities and amenities.

Both track and field and tennis programs benefitted from \$2.5 million infrastructure investments in the summer of 2018 in the form of resurfacing of the Percy Beard Track and the Ring Tennis Complex. The tennis facility also a \$650,000 upgrade with chairback seating and

shade structure that was completed in February of 2022. In addition, UF's game-day football locker room received a \$1.5 million upgrade in the summer of 2019 and Steve Spurrier-Florida field underwent its first complete re-sod since 2012 this summer as well. The soccer team facility and lacrosse facility also underwent a \$7.4 million upgrade that include new office, locker room, meeting and athletic training areas for the soccer team adjacent to their practice facility. Meanwhile the lacrosse improvement included an additional 2,000 square feet of space. Currently the swimming and diving facility is undergoing a \$1.9 million upgrade that includes approximately 3,200 square feet of renovation of existing space, including the men's and women's locker areas, support spaces and coach's locker rooms.

As of June 14, 2022, UF has received gift commitments of more than \$151 million with a goal to reach the \$155 million mark.

Outreach and Fan Experience

In an effort to delivering a championship experience for the Gator Nation, Stricklin and the UAA staff continues to pursue initiatives to enhance the fan experience and engage with them socially and personally. Florida installed a \$6 million WIFI system in Ben Hill Griffin Stadium that became fully operational during the 2019 football season. Additionally, a Gators app designed to further connect fans in the stadium on game day also debuted in 2019. In 2018, an enhanced experience on the North Lawn, dubbed Gator Walk Village, and Gators Food Patio on the west outer concourse also made its debut during the football season.

Stricklin served as the Chair of SEC's Working Group on Fan Experience from 2013-16.

Before the reduced crowds of the 2020-21 season, Gator athletic teams regularly drew more than a million fans during the course of a season. Gymnastics raised its average attendance record for the fifth time in the last six full capacity seasons, single-season or game attendance records, while five Gator teams ranked in the top 12 nationally in total or attendance average in 2021-22.

Stricklin makes numerous public appearances, connecting with Gator fans personally and was very active on social media with a Twitter following of 79,000-plus.

Stricklin served on the College Football Playoff selection committee from 2018-20, where he represented the Southeastern Conference. He also served as a member of the SEC's Working Group on Student-Athlete Conduct (2015-17) and the Division I Football Competition Committee (2017-19).

Stricklin is currently a member of the US Olympic Committee (USOC) Collegiate Athletic Council, to which he was appointed in 2017.



UNIVERSITY ATHLETIC ASSOCIATION

Prior to Florida

Stricklin came to Florida with 29-plus years of experience in intercollegiate athletics, including six as athletic director at his alma mater, Mississippi State University.

He succeeded Jeremy Foley, who served as Florida's athletic director for 25 years. Stricklin is the Gators' 14th athletic director in school history.

The Jackson, Miss., native, who has spent 24-plus years in the Southeastern Conference, spearheaded over \$140 million in facility improvements while leading MSU, as well as significant increases in booster club membership and donations and the highest-ever Learfield Director's Cup finish in school history. MSU's student-athletes also excelled academically under Stricklin's leadership, posting a combined 3.0 GPA in 2014-15, marking the highest in MSU's history.

Stricklin has earned praise for his performance, earning the 2015-16 Athletic Director of the Year Award from the National Association of College Directors of Athletics (NACDA), which highlights the efforts of athletic directors at all levels.

Stricklin's career path traveled through five other Division I institutions, including three other SEC schools, before UF.

Even prior to his graduation from MSU in 1992, Stricklin served as the media relations contact for the

Bulldogs' baseball team. After staying on at his alma mater for a year in a full-time capacity following graduation, Stricklin moved on to Auburn University, where he was named associate media relations director, a position he held from 1993-98.

He then moved on to Tulane to become an assistant athletic director and the primary media contact for the Green Wave's football team before a four-year stint at Baylor from 1999-2003 as the Assistant AD for Communications and Marketing.

Stricklin then returned to the SEC, working at Associate AD for Media Relations at Kentucky from 2003-08, overseeing day-to-day publicity of Wildcat basketball. He returned to MSU in 2008 as Senior Associate Athletic Director for External Affairs, overseeing fundraising, football and men's basketball scheduling, managing MSU's apparel agreement, facility planning and serving as the administrative sport liaison for men's basketball and softball.

After two years in that position, he was named the Bulldogs' AD following Greg Byrne's departure to the University of Arizona.

Stricklin, 52, is married to the former Anne Howell, the youngest daughter of Basketball Hall of Fame member Bailey Howell. She was a three-time All-Lone Star Conference team member, both for athletics and academics, when she played tennis at Abilene Christian. The couple has two daughters, Abby and Sophie.

2022-23 UAA Board of Directors

The University Athletic Association, Inc. (UAA, Inc.) is governed by a Board of Directors. That board has the final say on policies, procedures and the budget. Two-thirds of the UAA, Inc. Board of Directors is composed of University of Florida administrators and faculty members. More specifically, the Board consists of the University president, the provost, the vice president of administrative affairs, two presidentially-appointed faculty members, the athletics director, the chairman of the Board of Trustees or his designee, the Gator Boosters, Inc. President or his designee, two students, two alumni representatives and two additional persons interested in Gator Athletics.

- Ms. Kim Barton, Former Student-Athlete
- Mr. Brian Beach
- Mr. David Brandon, Alumni Rep
- Mr. Robert Buckner, Gator Booster President
- Mr. Chris Corr, UAA Board President
- Mr. Alvin Cowans, Former Student-Athlete
- Mr. Doug Davidson, UAA Treasurer
- Dr. Doug DeMichele, Faculty Rep
- Dr. Kent Fuchs, University President
- Dr. Joe Glover, UF Provost and Senior V.P.
- Mr. Bill Heavener, BOT Governance Position
- Dr. Chris Janelle, Faculty Athletics Rep
- Dr. Charles Lane, UF Senior V.P. and COO, Senior University Admin
- Ms. Lauren Lemasters, Student Body President
- Dr. Andrew McCollough, UAA Secretary (Chair - IAC)
- Ms. Joelen Merkel, UAA Board Vice President
- Mr. Lou Oberndorf, Gator Booster President
- Ms. Katrina Rolle, Alumni Rep
- Dr. Curtis Taylor, Faculty Rep
- Ms. Lynda Tealer, Executive Associate A.D. (Senior Women's Administrator)

2021-22 UF Intercollegiate Athletic Committee

Formed in 1991 by then University of Florida President, Dr. John Lombardi, the Intercollegiate Athletic Committee (IAC) has a broad agenda that includes the general oversight of the intercollegiate athletics program at the University of Florida. Responsibilities of the IAC include: 1) Recommending policy changes related to academic issues; 2) Monitoring admission progress of student-athletes; 3) Monitoring changes in NCAA rules and procedures and reviewing with the UAA compliance officer the institution's compliance program; 4) Reporting to the faculty on issues related to intercollegiate athletics; 5) Making additional recommendations to the President on any matter related to intercollegiate athletics. Members of the IAC include six faculty, two students, the faculty athletics representative, two administrators and three nonvoting ex-officio members from the UAA.

- Dr. Frank Bova, Professor
- Dr. Paul Davenport, Distinguished Professor
- Dr. Joseph Glover, Provost and Senior V.P.
- Ms. Charlotte Harmon, Student-Athlete
- Dr. Harrison Hove, Lecturer
- Dr. Christopher Janelle, Associate Dean & Professor, Faculty Athletics Rep
- Ms. Hope Lerman, Student
- Ms. Angela Lindner, Associate Provost for Undergraduate Affairs
- Dr. Diba Mani, Instructional Assistant Professor
- Mr. Jamie McCloskey, Associate A.D.
- Dr. W. Andrew McCollough, Associate Provost for Teaching and Technology
- Ms. Marsha McGriff, Chief Diversity Officer
- Dr. D'Andrea Mull, VP for Student Affairs
- Dr. Victoria Pagan-Wolpert, Professor
- Dr. Mary Parker, VP for Enrollment Management & Associate Provost
- Mr. Patrick Reakes, Senior Associate Dean
- Dr. Christopher Robinson, Assistant Professor
- Mr. Scott Stricklin, Athletics Director
- Ms. Lynda Tealer, Executive Associate A.D.
- Dr. Cyntrice Thomas, Instructional Assistant Professor/Lecturer
- Dr. Allen Wysocki, Associate Dean and Professor

2022-23 Gator Boosters, Inc. Board of Directors

Robert Buckner <i>President</i>	David Bueno	Dr. Kent Fuchs	Leonard Levy	Grier Pressley	Steve Vining	Legacy Directors	Ben Hill Griffin III	Chris LaFace	<i>In Memoriam</i>
Alvin Cowans <i>President-Elect</i>	Jerry Chicone	Rob Gidel	Bill Lloyd	Jamie Pressly	Kimberly Walden	Gary Condron	Stumpy Harris	Corby Myers	Harold Ashley
Bob Adams	Lee Chira	Frank Hamner	Greg Masters	Katie Pressly	Mary Jo Walker	Don Dizney		Tommy Oakley	Guy Bostick
Joel Adams	Kevin Coleman	Mason Hawkins	Ron May	Jon Pritchett	Harry Wilder	Irene Dizney	Distinguished Directors	Lou Oberndorf	Wayne Carse
Natalie Arbaugh	Ron Coleman	Bill Heavener	Neil McFarlane	Kelly Pritchett	John C. Williams	G. Edward Evans	Bob Adams	Joyce Oliver	Joe Chapman
Dean Asher	Gary Condron	Johnny Hollway	Veronica Meinhard	Fred Pruitt	Ron Young	Preston Farrior	Joel Adams	Al O'Neill	Jerry Chicone Sr.
Andrew Banks	Bruce Culpepper	Debbie Hooks	Steve Melnyk	Jason Rosenberg		J. Rex Farrior III	Jack Berry	Nancy Perry	J. Rex Farrior Jr.
Paul "Jack" Bispham	Doug Davidson	Jim Horner	Michael Minton	Dean Saunders	<i>In Memoriam</i>	John Frost	Barrett Bostick	Jamie Pressly	Jack Holloway
Sal Bochicchio	Steve deMontmollin	David Hughes	Vic Miranda	CJ Schmidt	(Board Presidents)	Hugh Hathcock	Mark Bostick	Katie Pressly	Louis Huntley
Judy Boles	Don Dizney	Tim Hulet	Tom Mitchell	Tommy Shannon	Jimmy Anderson	Bill Heavener	Deirdre Dizney Brand	Danielle Dizney	Scott Linder
Jeff Boone	Irene Dizney	Corby Myers	Eric Nickelsen	Prineet Sharma	Warren Cason	Tom Johnson	Jerry Chicone Jr.	Smith	Paul McDonald
Barrett Bostick	Tom Donahoo	Tom Johnson	Tommy Oakley	Karen Skiratko	Duke Crittenden	Bryan Kornblau	Lee Chira	Rod Rogers	Alfred McKethan
Mark Bostick	Ed Evans	Jim Kimbrough	Lou Oberndorf	Danielle Dizney	Stumpy Harris	Chris LaFace	Mary Lee Farrior	Kelly Smith	Frank Oliver
Deirdre Dizney Brand	Mary Lee Farrior	Justin Kintz	Joyce Oliver	Smith	Charles LaPradd	Gale Lemerand	Rob Gidel	Steve Vining	Alfred Ring
Pat Brewster	Preston Farrior	Bryan Kornblau	Al O'Neill	Kelly Smith	Pat Lloveras	Greg Masters	Johnny Holloway	Kimberly Beach	George Sanders
Chris Bryan	Rex Farrior	Chris LaFace	Clare Peacock	Steven Starkey	Fred Montsdeoca	Tommy Shannon	Tim Hulet	Walden	Al Warrington
Scott Bryan	Bobby Ferreira	Matt LaPorta	Gene Peek	Kyle Story	Bryant Skinner	<i>In Memoriam</i>	David Hughes	Harry Wilder	Wayne Wiles
	John Frost	Gale Lemerand	Nancy Perry	Karen Unger	Ward Wagner	Ben Hill Griffin Jr.	Len Johnson	John C. Williams	

UNIVERSITY ATHLETIC ASSOCIATION

UAA Mission
Strategic Purpose: Provide a championship experience with integrity on and off the field for student-athletes and the Gator Nation.

Vision Statement: Be the model collegiate athletics program, combining excellence and integrity in academics, athletics, and fan engagement to elevate the UF brand.

UF National All-Sports Finishes
The University of Florida is the only school in the country to finish among the nation's top 10 overall most successful programs each year since 1983.

Academic Year	UF Finish
1983-84	5th
1984-85	4th
1985-86	8th
1986-87	4th
1987-88	5th
1988-89	9th
1989-90	5th
1990-91	5th
1991-92	5th
1992-93	4th
1993-94	4th
1994-95	5th
1995-96	3rd
1996-97	5th
1997-98	T2nd
1998-99	4th
1999-00	7th
2000-01	7th
2001-02	3rd
2002-03	7th
2003-04	6th
2004-05	6th
2005-06	5th
2006-07	6th
2007-08	6th
2008-09	3rd
2009-10	2nd
2010-11	4th
2011-12	2nd
2012-13	2nd
2013-14	2nd
2014-15	4th
2015-16	5th
2016-17	3rd
2017-18	3rd
2018-19	3rd
2019-20	--
2020-21	5th
2021-22	5th

Note: Prior to 1993-94, USA Today ranked the nation's top athletic programs. Beginning with 1993-94, The National Association of College Directors of Athletics took over the all-sports rankings.

- Florida earned its 12th consecutive top-five finish in the Learfield Sports Directors' Cup with a fifth-place finish in 2020-21.
- Florida has finished in the top 10 in 37 straight national all-sports standings, the only school in the nation to do so.
- The 2020-21 season marked the 12th in a row in which Florida has won at least one national team title. Florida is one of two programs nationally to win a national team title in every completed season since 2008-09. UF has 21 championships in that span.

UF National Champions

Team	Year	Championship
Men's Golf	1968	NCAA Championship
Men's Golf	1973	NCAA Championship
Women's Swimming	1979	AAUW Championship
Gymnastics	1982	AAUW Championship
Women's Swimming	1982	NCAA Championship
Men's Swimming	1983	NCAA Championship
Men's Swimming	1984	NCAA Championship
Women's Golf	1985	NCAA Championship
Women's Golf	1986	NCAA Championship
Women's Indoor Track	1992	NCAA Championship
Women's Tennis	1992	NCAA Championship
Men's Golf	1993	NCAA Championship
Football	1996	Associated Press/Coaches
Women's Tennis	1996	NCAA Championship
Soccer	1998	NCAA Championship
Women's Tennis	1998	NCAA Championship
Men's Golf	2001	NCAA Championship
Women's Tennis	2003	NCAA Championship
Men's Basketball	2006	NCAA Championship
Football	2006	BCS/Associated Press
Men's Basketball	2007	NCAA Championship
Football	2008	BCS/Associated Press
Women's Swimming & Diving	2010	NCAA Championship
Men's Indoor Track & Field	2010	NCAA Championship
Men's Indoor Track & Field	2011	NCAA Championship
Women's Tennis	2011	NCAA Championship
Men's Indoor Track & Field	2012	NCAA Championship
Women's Tennis	2012	NCAA Championship
Men's Outdoor Track & Field	2012	NCAA Championship
Gymnastics	2013	NCAA Championship
Men's Outdoor Track & Field	2013	NCAA Championship
Gymnastics	2014	NCAA Championship
Softball	2014	NCAA Championship
Gymnastics	2015	NCAA Championship
Softball	2015	NCAA Championship
Men's Outdoor Track & Field	2016	NCAA Championship
Women's Tennis	2017	NCAA Championship
Men's Outdoor Track & Field	2017	NCAA Championship
Baseball	2017	NCAA Championship
Men's Indoor Track & Field	2018	NCAA Championship
Men's Indoor Track & Field	2019	NCAA Championship
Men's Tennis	2021	NCAA Championship
Women's Indoor Track & Field	2022	NCAA Championship
Men's Outdoor Track & Field	2022	NCAA Championship
Women's Outdoor Track & Field	2022	NCAA Championship

UF SEC All-Sports Finishes

Year	Men	Women	Overall
1973-74	3rd	---	---
1974-75	3rd	---	---
1975-76	4th	---	---
1976-77	2nd	---	---
1977-78	2nd	---	---
1978-79	3rd	---	---
1979-80	7th	---	---
1980-81	4th	---	---
1981-82	4th	---	---
1982-83	4th	---	---
1983-84	3rd	2nd	2nd
1984-85	4th	1st	2nd
1985-86	6th	2nd	3rd
1986-87	3rd	2nd	3rd
1987-88	2nd	1st	T1st
1988-89	2nd	1st	1st
1989-90	6th	3rd	4th
1990-91	2nd	2nd	2nd
1991-92	1st	1st	1st
1992-93	1st	1st	1st
1993-94	1st	2nd	1st
1994-95	2nd	1st	1st
1995-96	1st	1st	1st
1996-97	3rd	1st	1st
1997-98	1st	1st	1st
1998-99	1st	2nd	1st
1999-00	1st	1st	1st
2000-01	3rd	1st	1st
2001-02	1st	1st	1st
2002-03	1st	1st	1st
2003-04	1st	2nd	1st
2004-05	1st	3rd	1st
2005-06	2nd	3rd	2nd
2006-07	1st	1st	1st
2007-08	2nd	1st	1st
2008-09	1st	1st	1st
2009-10	1st	1st	1st
2010-11	1st	1st	1st
2011-12	1st	1st	1st
2012-13	1st	1st	1st
2013-14	1st	1st	1st
2015-16	1st	1st	1st
2016-17	1st	1st	1st
2017-18	1st	1st	1st
2018-19	2nd	2nd	2nd
2019-20	--	--	--
2020-21	1st	2nd	2nd
2021-22	2nd	1st	2nd

Note: The New York Times Regional Newspaper Group took over coordination of the SEC All-Sports rankings in 1994-95. Prior to that, the league tabulated the SEC All-Sports totals.



GATORS SPORTS NETWORK/MEDIA INFORMATION

Radio Broadcast Information

The Gators Sports Network from LEARFIELD has the largest college basketball sports network in the Sunshine State, with almost 35 stations from the Panhandle to the Florida Keys broadcasting the complete University of Florida basketball schedule.

Sean Kelley, who joined Florida as the Voice of the Gators in 2022, handles play-by-play duties, while two-time national champion and Gator great Lee Humphrey provides analysis.

Gators basketball broadcasts blanket the state, with many of the same stations also carrying *Gator Talk* live.

Gators Sports Network basketball broadcasts can also be heard live via FloridaGators.com, and the Varsity Network, with select broadcasts available on SiriusXM as well.

Men's Basketball Radio Affiliates

Market	Station	Frequency
Belle Glade	WAFC-FM	92.5
Clewiston	WAFC-FM	100.5
Cocoa	WFLF-FM	100.5
Daytona	WFLF-AM	540
Ft. Myers/Naples/Marco Island	WBCN-FM	104.3
	WBCN-AM	770
Ft. Pierce/PSL/Stuart	WSTU-AM	1450
Ft. Walton Beach	WTKE-FM	100.3
Gainesville/Ocala/Lake City	WRUF-FM	103.7/98.1
	WRUF-AM	850
Griffin, GA	WKEU-FM	88.9
	WKEU-AM	1450
Jacksonville	WJXL-FM	92.5
	WJXL-AM	1010
Key West	WAVK-FM	97.7
LaBelle	WAFC-FM	105.1
Lakeland	WONN-AM	1230
Melbourne/Sebastian	WFLF-AM	540
Miami	WINZ-AM	940
	WIOD-AM	610
Okeechobee	WOKC-AM	1570
	WOKC-FM	100.9
Orlando	WFLF-AM	540
	WFLF-FM	93.1
Palatka	WYD-AM	1260
Panama City/Port Saint Joe	WKNK-FM	103.5
Pensacola	WBSR-FM	101.1
	WBSR-AM	1450
Sarasota	WWMI-AM	1380
Sebring	WJCM-FM	106.3
	WJCM-AM	1050
St. Augustine	WFOY-FM	102.1
	WFOY-AM	1240
Tallahassee	WVFT-FM	93.3
Tampa	WGUL-AM	860
Wauchula	WAUC-AM	1310
	WAUC-FM	95.3
West Palm Beach	WJNO-AM	1290

Check FloridaGators.com for the most up-to-date list of affiliates.

Media Coverage Information

CREDENTIALS: Requests for credentials will be taken online and reviewed by Florida communications.

To access the credential request form, please visit www.sportssystems.com/floridahoops. Once you have submitted your credential request, you will receive an automated email from the Communications Department acknowledging your request was received and is being reviewed. Once a decision is made on your request, you will receive an email with further information.

CREDENTIAL PICK-UP: Media will call will be located at Gate 4 for the 2021-22 season.

INTERNET CREDENTIALS: Only official websites of each participating institution, along with networks holding contractual broadcast rights to a game and websites affiliated with a national publication or news outlet, will be issued credentials.

PLAYER/STAFF INTERVIEWS: All interview requests for players or coaching staff should be coordinated through Denver Parler at least 24 hours in advance. Interviews will be arranged before or after practice according to class and meeting schedules.

The Communications Office will not give out home or cell phone numbers for any players, and players may not be contacted directly. Members of the media are not permitted in team areas. Team locker room, training room and strength complex are considered private areas. These areas, as well as players' housing (on-campus and off-campus), are off-limits to media representatives.

PRESS CONFERENCES & MEDIA AVAILABILITIES: Media opportunities with head coach Todd Golden and a player will generally occur on the day prior to games in the atrium of the practice facility. Timing of practice/travel schedules and other UF sports may alter that timing.

Postgame, Florida players will be available in the press conference room, followed by head coach Todd Golden. Visiting head coach and player(s) may also be brought to the press room at the visitor's discretion.

PRACTICE COVERAGE: University of Florida men's basketball practices are closed to the media except for designated opportunities as announced by the communications department.

VIDEO: By SEC policy, media outlets are limited to a total of three minutes of video per day on websites or news broadcasts.

MEDIA ROOM: The media work room and press conference room are fully open in the Orange & Blue Rooms. The Orange Room will house the pregame meal and have work space for media members. The Blue Room will host postgame press conferences.

SEATING: Media should work from their assigned seats in the press seating area.

FLORIDA LOCKER ROOM: The Gators locker room is closed to the media with the exception of the SEC and NCAA Tournaments (pending health and safety decisions).

VISITOR LOCKER ROOM: Interview policies and procedures will be determined by visiting Communications Directors and coaches.

RADIO: ISDN lines are provided for visiting broadcasts.

PHOTOGRAPHERS: Photo shooting locations to be assigned by the Communications Office.

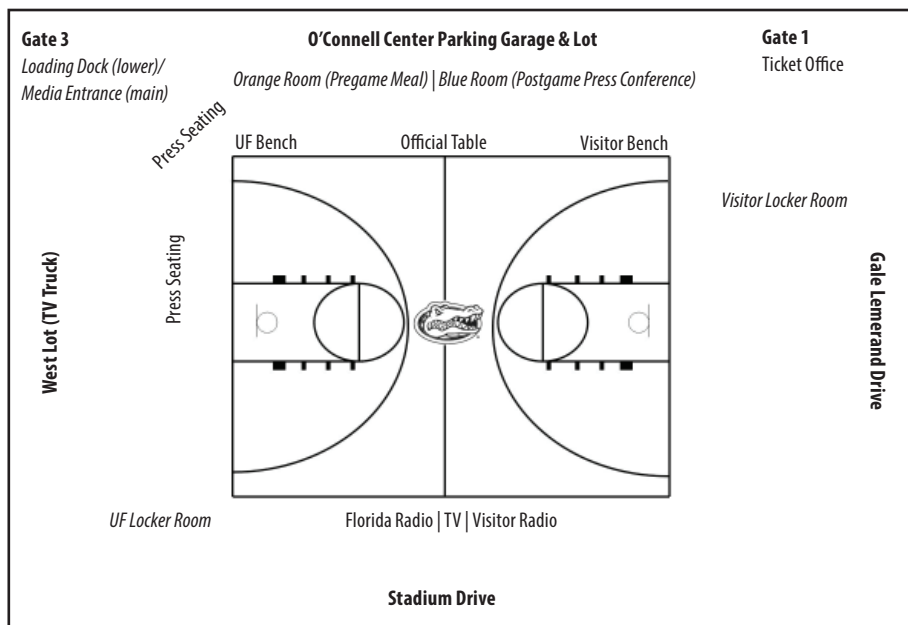
LIVE STATS: Florida will make live stats available to media members via StatBroadcast.

SEATING: Press seating is assigned, and all media members are asked to utilize their assigned seat. Press seating is located approximately 10 rows off the floor in the Gate 4 corner of the arena and west baseline.

PARKING: Parking may be requested when applying for credentials and will be granted if available. Media may also park in the O'Connell Center garage, which is open to the public for free on a first-come, first-served basis.

COMMUNICATIONS SHIPPING ADDRESS

Ben Hill Griffin Stadium
Central Receiving
121 Gale Lemerand Dr.
Gainesville, FL 32611



Bold: Outside the O'Connell Center; *Italics:* Service level outside the seating bowl