

FLORIDA™

MEN'S BASKETBALL

Release Date: April 10, 2013



2012-13 Florida Gators (29-8/14-4 SEC)

SEC Champions - NCAA Elite Eight

SEC Coach of the Year - SEC Scholar-Athlete of the Year - 5 All-SEC Players



COACH

Billy Donovan
415-166 | 17 seasons at Florida
450-186 | 19 seasons overall

TWITTER

@GatorZoneMBK
@GatorZoneNews
@UFCoachBillyD

FACEBOOK

Facebook.com/FloridaGators

NOTABLE NUMBERS

29

The Gators' 29 wins tied for the third most in program history (1993-94, 1999-2000, 2010-11).

450

Florida's win in the NCAA regional semifinals vs. Florida Gulf Coast marked the 450th of Billy Donovan's head coaching career.

84

The Gators have 84 wins over the past three seasons, tied for ninth in the country.

+17.0

Florida had the nation's second-best scoring margin behind Gonzaga (+17.2). It also marked the second-best in Florida history, behind only the 2006-07 team (+17.2).

54.4

The UF defense permitted just 54.4 points per game, the fewest by the team since 1948-49 (also 54.4).

.382

Florida's opponents shot .382 from the field, the lowest since posting a .367 rate in 1957-58.

2,033

Kenny Boynton became the second Gator to hit 2,000 points in program history, finishing his career with 2,033 total points.

1,052

Erik Murphy finished with 1,052 points, becoming the 49th Gator to join the 1,000-point club.

SEASON HIGHLIGHTS

- The Florida Gators earned their sixth SEC championship in program history, including their fifth under head coach Billy Donovan. It marked the fourth outright league title, the third during the Donovan Era.
- UF also made a trip to the NCAA Elite Eight for the third straight season, the only team in the nation to do so. It marks the Gators' sixth trip to that round since 2000, most in the SEC during that time frame (UK, five; all others, five combined).
- Florida made its 13th NCAA Tournament appearance under head coach Billy Donovan, who holds a 31-11 record (.738) in the event. His 31 tournament victories are the most by any SEC coach, surpassing Adolph Rupp's 30.
- Florida posted a 62-50 victory over FGCU in the Sweet 16, led by 15 points from Mike Rosario while limiting the Eagles to tied for their lowest scoring total of the season. UF's defense forced 20 turnovers in the game.
- The Gators advanced to the NCAA regional semifinals with a 78-64 win over Minnesota, led by a 25-point effort by Mike Rosario.
- UF won its Round of 64 game over Northwestern State, 79-47. Kenny Boynton scored his 2,000th career point in the NCAA Tournament opener.
- The Gators have the most SEC championships over the past seven seasons (since 2007: UF, three; UK, two; UT and LSU, one).
- This year's junior and senior classes are the first players in Florida history to earn two outright SEC Championships. UF previously earned shared titles in 2000 and 2001.
- UF played suffocating defense this season, holding four opponents to 40 points or fewer, 14 to 50 points or less and 25 under 60 points. Florida owned the No. 2 scoring margin nationally (+17.0) and ranked third in scoring defense (54.4).
- Florida fell to Ole Miss, 66-63, in the SEC Tournament final. The Gators' appearance in the championship game was its sixth in the past 10 years, the most in the SEC.
- The Gators earned their trip to the championship game with a 61-51 win over Alabama. After falling behind 37-27 early in the second half, UF went on a 15-0 run and outscored Alabama 34-14 over the final 16 minutes.
- Florida opened the tournament with a dominant 80-58 win against LSU in the quarterfinals, led by Erik Murphy's double-double with 27 points and 12 rebounds.
- The Gators' SEC-clinching 66-40 win over Vandy was sparked by UF's defense, which allowed just 14 points in the first half. Kenny Boynton posted a team-best 15 points in his final game at the O'Connell Center.
- The Gators earned a 64-52 win over Alabama, outscoring the Tide 27-7 over the game's final 12 minutes. Casey Prather sparked UF with 10 points and a team-high nine rebounds off the bench.

NOVEMBER

1	Neb.-Kearney (Exh.)	GV	W	101-71
11	Alabama State	SUN	W	84-35
14	#22/20 Wisconsin	ESPN2	W	74-56
18	vs. MTSU (Tampa)	SUN	W	66-45
20	Savannah State	SUN	W	58-40
23	UCF	SUN	W	79-66
29	Marquette	ESPN2	W	82-49

DECEMBER

5	at Florida State	ESPNU	W	72-47
15	at #8 Arizona	ESPN	L	64-65
19	Southeastern La.	SUN	W	82-43
22	at Kansas State (KC)	ESPN2	L	61-67
29	vs. Air Force (Sunrise)	FSN	W	78-61

JANUARY

6	at Yale	NBCSN	W	79-58
9	Georgia	CSS	W	77-44
12	at LSU	ESPNU	W	74-52
17	at Texas A&M	ESPN2	W	68-47
19	#17/16 Missouri	ESPN	W	83-52
23	at Georgia	SEC	W	64-47
26	at Mississippi State	ESPN2	W	82-47
30	South Carolina	SEC	W	75-36

FEBRUARY

2	#16 Ole Miss	ESPNU	W	78-64
5	at Arkansas	ESPN	L	69-80
9	Mississippi State	FSN	W	83-58
12	#25/RV Kentucky	ESPN	W	69-52
16	at Auburn	SEC	W	83-52
19	at Missouri	ESPN	L	60-63
23	Arkansas	ESPNU	W	71-54
26	at Tennessee	ESPN	L	58-64

MARCH

2	Alabama	ESPN	W	64-52
6	Vanderbilt	SEC	W	66-40
9	at Kentucky	CBS	L	57-61
15	vs. LSU	ESPNU	W	80-58
16	vs. Alabama	ABC	W	61-51
17	vs. Ole Miss	ABC	L	63-66
22	vs. Northwestern St.	truTV	W	79-47
24	vs. Minnesota	TNT	W	78-64
29	vs. Florida Gulf Coast	TBS	W	62-50
31	vs. #10/11 Michigan	CBS	L	59-79

USUAL STARTERS

#	Name	Pos.	Ht.	Wt.	Cl.	P/RPG
33	Erik Murphy	F	6-10	238	Sr.	12.2/5.5
4	Patric Young	C	6-9	249	Jr.	10.1/6.3
1	Kenny Boynton	G	6-2	190	Sr.	12.0/3.0
3	Mike Rosario	G	6-3	183	RSr.	12.5/2.6
5	Scottie Wilbekin	G	6-2	176	Jr.	9.1/5.0a

KEY RESERVES

#	Name	Pos.	Ht.	Wt.	Cl.	P/RPG
15	Will Yeguete	F	6-7	240	Jr.	5.5/5.8
20	Michael Frazier II	G	6-4	200	Fr.	5.6/3.1
24	Casey Prather	F	6-6	208	Jr.	6.2/3.7

GATORZONE.COM

TEAM & INDIVIDUAL NOTES

- Florida posted a 69-52 win over No. 25 Kentucky, as Patric Young recorded his sixth double-double of the season (12 points, 11 rebounds).
- Florida scored a 78-64 win over No. 16 Ole Miss, led by 19 points from Erik Murphy and a double-double by Patric Young (13 points, 12 rebounds).
- Florida earned an 83-52 home win over 17th-ranked Missouri in which Wilbekin earned his first career double-double with 13 points and 10 assists.
- According to the Elias Sports Bureau, the Gators became the first team since Coppin State in 1991-92 to record each of its victories by a double-digit margin.

SEC AWARDS

- Head coach Billy Donovan was named SEC Coach of the Year for the second time in his career (2011), earning the recognition both from the league's coaches and the AP.
- Patric Young earned recognition as SEC Scholar-Athlete of the Year for the second straight season.
- Florida placed a league-best four players on the coaches' All-SEC teams with Erik Murphy on the first team, joined by Kenny Boynton, Mike Rosario and Patric Young. It marks the first All-SEC honor for Murphy, Rosario and Young and the third for Boynton.
- Scottie Wilbekin and Young both earned placement on the SEC All-Defensive Team, the first Gators in the limited history of the award (1991-92; 2008-present).
- Michael Frazier II earned a spot on the SEC All-Freshman team, pushing Florida's streak to six straight seasons with a member of the All-Freshman team. The last time UF did not have a player on the All-Freshman team was in 2007 when the Gators had a veteran-laden repeat national championship team.
- Murphy also earned AP first-team All-SEC honors, while Boynton, Rosario, Wilbekin and Young were all AP honorable mention All-SEC.
- Erik Murphy and Kenny Boynton both earned placement on the SEC All-Tournament Team.

OFFENSIVE NOTES

- UF had four players averaging in double figures, led by Mike Rosario (12.5), along with Erik Murphy (12.2), Kenny Boynton (12.0), and Patric Young (10.1). Adding in Scottie Wilbekin's 9.1 per game, Florida's starters all average within 3.4 points of one another.
- In addition to the five starters, Michael Frazier and Will Yeguete make seven different players to lead or co-lead the Gators in scoring in at least one game this season.
- The Gators led the SEC in field goal percentage (.478), 3-pointers made per game (8.1), 3-point field goal percentage (.378), assist-turnover ratio (1.3) and ranked second in assists (14.6).
- The Gators shot .500 or better in 14 games this season. Four players (Murphy, Prather, Yeguete, Young) were better than .510 from the field.
- The Gators had six players score in double figures in the win over Marquette, marking the most since seven players did so against North Carolina A&T on Nov. 18, 2010. In the Gators' home win vs. Missouri, six players scored nine points or more.

DEFENSIVE NOTES

- UF had the nation's No. 2 scoring margin (+17.0) and ranked third in scoring defense (54.4) and ninth in field goal percentage defense (.382). Florida recorded its best field goal percentage defense since the 1957-58 season (.367).
- SEC foes averaged 53.6 points per game vs. Florida during the regular season, and the Gators had a scoring margin of +17.6 in league play.
- Four of Florida's opponents scored 40 or fewer, 13 scored 50 points or less and 24 were held under 60 points. In regular season SEC action, the Gators held 11 opponents to 52 or fewer and six opponents to 47 or fewer.
- Nine teams scored 20 or fewer in the first half on the Gators, and 24 took at least 15 minutes to reach 20 points (see chart on page 7).
- The 47 points allowed at FSU was tied for second-fewest in series history, including pre-shot clock (30 in 1966, 47 in 2001), and were the fewest FSU has ever scored at the Tucker Center.
- Florida held two opponents to 10 points or fewer in the first half, first setting a shot-clock era school record for fewest points in a half against Alabama State with nine and limiting South Carolina to 10.
- Since the 1998-99 season, Florida is 320-43 when holding its opponent to 70 points or fewer, including 29-6 during 2012-13.

KENNY BOYNTON

- Named second-team All-SEC by the league's coaches, his third straight year as an all-conference performer. Also earned AP honorable mention All-SEC and All-SEC Tournament Team honors.
- Scored his 2,000th career point in UF's Round of 64 contest against Northwestern State, finishing the game with 11 points.

CURRENT GATORS CLIMBING UF SCORING LIST

1.	Ronnie Williams	1981-84	2,090
2.	Kenny Boynton	2010-13	2,033
3.	Andrew Moten	1984-87	1,930
4.	Udonis Haslem	1999-2002	1,781
5.	Erving Walker	2009-12	1,777
45.	Lee Humphrey	2004-07	1,080
46.	Walter Hodge	2006-09	1,074
47.	Erik Murphy	2010-13	1,052
48.	Vernon Maxwell	1985-88	1,046

ALL-TIME UF TOP 10

3-Pt. FG Made

1.	Kenny Boynton	2010-13	333
2.	Lee Humphrey	2004-07	288
3.	Erving Walker	2009-12	285

Field Goals Made

1.	Ronnie Williams	1981-84	772
2.	Stacey Poole	1990-93	730
3.	Andrew Moten	1984-87	711
4.	Dwayne Schintzius	1987-90	695
5.	Kenny Boynton	2010-13	666
6.	Eugene McDowell	1982-85	642

Minutes (Since 1975)

1.	Kenny Boynton	2010-13	4,673
2.	Erving Walker	2009-12	4,358
3.	Eugene McDowell	1982-85	4,100

3-Pt. FG Attempts

1.	Kenny Boynton	2010-13	978
2.	Erving Walker	2009-12	755
3.	Brett Nelson	2000-03	689

FG Attempts

1.	Kenny Boynton	2010-13	1,671
2.	Stacey Poole	1990-93	1,578
3.	Andrew Moten	1984-87	1,572

Games Started

1.	Kenny Boynton	2010-13	142
2.	Andrew DeClercq	1992-95	128
3.	Udonis Haslem	1999-2002	125

Games Played

1.	Walter Hodge	2006-09	151
2.	Kenny Boynton	2010-13	145
3.	Erving Walker	2009-12	144
4.	Chandler Parsons	2008-11	142
	Alex Tyus	2008-11	142
6.	Dan Werner	2007-10	141
	Chris Richard	2004-07	141
8.	Erik Murphy	2010-13	136
	Lee Humphrey	2004-07	136
10.	Matt Bonner	2000-03	131

Assists

1.	Erving Walker	2009-12	547
2.	Ronnie Montgomery	1985-88	503
3.	Eddie Shannon	1996-99	493
4.	Nick Calathes	2008-09	452
5.	Vernon Delancy	1981-84	427
6.	Greg Williams	1994-97	423
7.	Andrew Moten	1984-87	411
8.	Brett Nelson	2000-03	406
9.	Taurean Green	2005-07	397
10.	Kenny Boynton	2010-13	391

ALL-TIME UF TOP 10 (CONT.)

Free Throws Made

1. Ronnie Williams	1981-84	546
2. Udonis Haslem	1999-02	515
3. Bob Emrick	1954-57	514
4. Sonny Powell	1952-55	487
5. Neal Walk	1967-69	456
6. Andrew Moten	1984-87	447
7. Erving Walker	2009-12	438
8. Dan Cross	1992-95	411
9. Kenny Boynton	2010-13	368
10. Taurean Green	2005-07	350
David Lee	2002-05	350

Blocked Shots

1. Dwayne Schintzius	1987-90	272
2. Al Horford	2005-07	189
3. Joakim Noah	2005-07	186
4. Andrew DeClercq	1992-95	176
5. Dwayne Davis	1988-91	160
6. Eugene McDowell	1982-85	150
7. Udonis Haslem	1999-2002	120
8. Patric Young	2011-present	119
9. Alex Tyus	2008-11	115

Field Goal Pct. (Min. 500 attempts)

1. Dwayne Davis	1988-91	.641
2. Joakim Noah	2005-07	.611
3. Vernon Macklin	2010-11	.599
4. Eugene McDowell	1982-85	.597
5. Patric Young	2011-present	.595
6. Al Horford	2005-07	.588

Consecutive Games with a 3-Pointer

1. Lee Humphrey	11/14/06-4/2/07	39
2. Kenny Boynton	2/11/11-1/14/12	34
3. Brett Nelson	12/2/00-12/2/01	33
4. Craig Brown	1/24/93-1/18/94	29
5. Anthony Roberson	11/27/04-3/18/05	28
6. Anthony Roberson	12/22/03-3/14/04	24
7. Matt Walsh	12/20/03-3/14/04	23
8. Lee Humphrey	3/18/05-1/28/06	22
9. Erik Murphy	1/9/13-3/15/13	19
10. Lee Humphrey	2/8/06-4/3/06	17

3-Pt. FG Pct. (Min. 100 attempts)

1. Joe Lawrence	1986-87	.504
2. Andrew Moten	1986-87	.445
3. Lee Humphrey	2004-07	.444
4. Pat Lawrence	1986-88	.436
5. Erik Murphy	2010-present	.435
6. Kenyan Weeks	1997-2000	.427

Dunks (unofficial stat)

1. Dwayne Davis	1988-91	168
2. Eugene McDowell	1982-85	162
3. David Lee	2002-05	155
4. Alex Tyus	2008-11	146
5. Joakim Noah	2005-07	130
6. Patric Young	2011-present	115
7. Andrew DeClercq	1992-95	102

ALL-TIME SEC TOP 10

3-Pt. FG Made

1. Chris Lofton (UT)	2005-08	431
2. Shan Foster (Vandy)	2005-08	367
3. Pat Bradley (Ark.)	1996-99	366
4. Allan Houston (UT)	1990-93	346
5. Chris Warren (OM)	2008-11	334
6. Kenny Boynton	2010-13	333
7. John Jenkins (Vandy)	2010-12	306

- Led the Gators' SEC semifinal comeback against Alabama, scoring 11 straight points as part of UF's 15-0 run to turn a 37-27 deficit into a 42-37 lead. Boynton finished with a game-high 16 points, all in the second half.
- Scored a team-high 15 points in the Gators' SEC-clinching Senior Night victory over Vanderbilt.
- Dished 57 assists vs. 19 turnovers (3.0 assist-to-turnover ratio) with 19 steals in SEC play.
- Among active SEC players, Boynton ranks first in career points (2,033) and 3-pointers (333). Boynton ranks sixth on the SEC's all-time 3-pointers made list.
- One of 14 players nationally to finish the season with over 2,000 career points and the only one who has played exclusively in one of the six BCS conferences.

- Scored 28 points in the Gators' win over Yale, tying a career best. Boynton shot 9-12 from the field and 8-10 from 3-point range. In the game, Boynton also broke Lee Humphrey's Florida career record for 3-pointers made.

ERIK MURPHY

- Named first-team All-SEC by the coaches and the AP, the only Gator to receive first-team accolades this season as he led the league in 3-point percentage (.453). Also garnered All-SEC Tournament Team honors for the second straight year.
- Led the Gators' NCAA Tournament Round of 64 win over Northwestern State with 18 points on 8-for-11 shooting, including 2-for-3 from 3-point range. Followed that up with 15 points in the win over Minnesota.
- Exploded for career-bests with 27 points and 12 rebounds in the Gators' SEC quarterfinal win over LSU, marking his second straight (third career) double-double. Also tied a career-high with five 3-pointers.
- Those 27 points gave Murphy exactly 1,000 points for his career, becoming the 49th Florida player to reach that milestone. He also leaves UF ranked No. 5 on the school's career 3-point percentage list (.435).
- Earned his second career double-double in the Gators' loss at Kentucky, posting 17 points and 11 rebounds.
- Had a of 19 straight games with at least one 3-pointer, the ninth-longest such streak in school history. Had an earlier streak of 16 over the final eight games of last season and this season's first eight games and has a 3-pointer in 36 of his last 38 games played.
- Tied a career high with five 3-pointers made as part of a team-high 19 points in UF's win over No. 16 Ole Miss. Added 17 points in the Gators' home win vs. Mississippi State on 7-for-10 shooting (3-5 from 3).
- Posted a perfect shooting night vs. Wisconsin on the way to a career-best-tying 24 points, hitting all 10 field goal attempts including two 3-pointers and both free throw attempts. He became the fourth Gator and the 18th SEC player all-time to go perfect from the field with at least 10 attempts.
- Earned another 20-point game with 21 vs. Air Force, coming on 8-for-10 shooting (2-3 from 3-point range). Murphy also led the team in rebounds (seven), assists (four) and blocks (three) against the Falcons.

MIKE ROSARIO

- Earned second-team All-SEC recognition from the league's coaches and honorable mention from the AP.
- Led or co-led the Gators in scoring a team-high 16 times.
- Named to the NCAA Tournament All-South Region team, averaging 14.3 points over four games. He exploded for 25 points, his most as a Gator, in UF's NCAA Tournament victory over Minnesota.
- Led the team in scoring in regular season conference games with 12.8 points per game.
- Also scored 20 points against Southeastern Louisiana. In that game, Rosario added a season-best six rebounds and tied his Florida best with four assists.
- Scored 11 points in the first seven minutes of the Gators' win at Texas A&M on the way to a team-high 19 points. Also led Florida with 19 in the Gators' rout of Georgia in the SEC home opener.
- A top-40 active scorer in the nation, Rosario passed the 1,700-point mark in his career, including his two seasons at Rutgers.

PATRIC YOUNG

- Back-to-back winner of the SEC Scholar-Athlete of the Year award, the second player to do so (Lee Humphrey). Young currently holds a 3.38 GPA in telecommunications.
- Also named second-team All-SEC and SEC All-Defensive Team by the coaches and AP honorable mention.
- Has posted six double-doubles this season (Alabama State, Savannah State, Marquette, at Kansas State, Ole Miss, Kentucky) and has earned 10 in his career.
- Young has set his personal best with 57 blocks this season, one of the top 10 single season totals in UF history. He recorded a career-high six blocks in UF's win over Savannah State and added four in home wins vs. Georgia and Kentucky.
- The SEC's active career leader in field goal percentage (.595).

WILL YEGUETE

- The Gators' hustle guy who does the little things -- chasing down rebounds, playing at the top of the Florida press, defending any position -- returned vs. Alabama after missing the previous six games with a knee injury and leaving the Feb. 5 game at Arkansas after just one minute.
- The Gators went 25-5 (.833) with Yeguete and, including that Arkansas game, 4-3 (.571) without him.
- Has two double-doubles this season (three career) tallying 11 points and 13 rebounds vs. Middle Tennessee and 10 points and 13 rebounds at LSU. Also grabbed 11 rebounds at Georgia.

- Turned in a 13-point, six-rebound performance off the bench in the Gators' 31-point win over Missouri.
- Provides a solid presence on the glass and is a key piece of Florida's press defense and is part of UF's three-man frontcourt rotation with Murphy and Young.

SCOTTIE WILBEKIN

- Earned SEC All-Defensive Team honors, as the top defender on the league's best defensive team. Also received AP honorable mention All-SEC recognition.
- Has posted three games with 10 assists this season and averaged 5.0 per game and 5.3 in SEC action.
- Led the SEC in assist-to-turnover ratio with a 2.4 mark (174/74).
- Went for 16 points in the Gators' win over LSU in the SEC Tournament quarterfinals, including 4-5 from 3-point range.
- Named SEC Player of the Week for the first time in his career on Jan. 28 following a career-high-tying 17-point scoring night at Georgia, followed by 13 points and nine assists at Mississippi State. Led Florida with 14 points and eight assists in the win vs. Kentucky.
- Had a memorable defensive week for the Gators at Texas A&M and at home vs. Missouri. First spear-headed the Gators' efforts in holding Texas A&M's Elston Turner to four points the game after Turner netted a 40-point performance. Wilbekin followed that up by helping limit Phil Pressey to two points and 10 turnovers.
- In addition to his outstanding defensive effort, Wilbekin also earned his first career double-double against Missouri with 13 points and 10 assists.
- Scored a team-best 17 points in the win at Georgia, including 10 points in the first nine minutes of the game, helping the Gators weather a spirited first half from the Bulldogs.
- Recorded his first career 10-assist game in UF's win at Yale. Wilbekin was the first Gator to dish out double-digit assists in a game since Chandler Parsons had 10 vs. UCSB in the 2011 NCAA Tournament.

CASEY PRATHER

- Scored a season-high 12 points in back-to-back games (Mississippi State, Kentucky), marking the first consecutive games with double figures in his career. He then repeated the feat scoring 10 in consecutive games at Tennessee and vs. Alabama.
- Scored 11 points off the bench in the Gators' Sweet 16 win over FGCU.
- Set and then tied a career high with nine rebounds Feb. 23 vs. Arkansas and March 2 vs. Alabama.
- Prather took advantage of the opportunity to start a pair of games earlier this season, scoring 10 points and leading the team with seven boards and three steals vs. Georgia. He then tallied six points and two rebounds at LSU before leaving the game late in the first half.
- Had 12 games with at least eight points this season. Entering 2012-13, Prather had three such games in his career.
- Bolstered Florida's depth as he gave the Gators another quick, athletic player who can be a key piece in the press and defend multiple positions.

MICHAEL FRAZIER II

- Named to the SEC All-Freshman Team, extending the Gators' streak to six consecutive years with an All-Freshman performer.
- Scored a career-high 18 points coming off the bench at Auburn, hitting 6 of 7 3-point attempts to earn SEC Freshman of the Week honors for the second time.
- One of the nation's most accurate 3-point shooters with a .468 3-point percentage, Frazier hit at a .536 clip in regular season SEC action.
- Made his first career start vs. Mississippi State, tallying 11 points, six rebounds and three assists. Hit a trio of 3-pointers in a two-minute span early on to help break the game open for UF.
- A key player in Florida's regular rotation with a lethal 3-point shot and decent size who gives Florida another shooter and rebounder out of a three-guard lineup and has seen his minutes and production increase as the season has progressed.
- Totaled a team-high 17 points in 22 minutes off the bench in the Gators' win over Marquette, earning SEC Freshman of the Week honors.

DILLON GRAHAM

- Scored in five different games and dished a personal-best three assists in three minutes to help the Gators close out their home win vs. Mississippi State.
- A gifted shooter from First Academy in Orlando with the ability to create or catch and shoot.

BRAXTON OGBUEZE

- Tallied seven points and four rebounds vs. Alabama State and added three points vs. Savannah State. Contributed five points in two games against Mississippi State and hit a pair of free throws at Auburn. Scored in six games overall.
- From Charlotte's United Faith Christian Academy, a point guard at the high school level and projects as a combo guard for Florida.

SINGLE-SEASON UF TOP 10

3-Pt. FG Pct. (Min. 50 Att.)

1.	Kenyan Weaks	1997-98	.508
2.	Joe Lawrence	1986-87	.504
3.	Walter Hodge	2006-07	.500
4.	Dan Williams	1996-97	.478
5.	Matt Bonner	2002-03	.474
6.	Michael Frazier	2012-13	.468
7.	Lee Humphrey	2006-07	.459
	Lee Humphrey	2006-07	.459
9.	Greg Stolt	1997-98	.458
10.	Erik Murphy	2012-13	.453
	Brett Nelson	2000-01	.453

Blocked Shots

1.	Dwayne Schintzius	1986-87	96
2.	Joakim Noah	2005-06	95
3.	Dwayne Schintzius	1987-88	90
4.	Joakim Noah	2006-07	72
5.	Al Horford	2006-07	70
6.	Al Horford	2005-06	68
7.	Patric Young	2012-13	58
	Dwayne Schintzius	1988-89	58
9.	Al Horford	2004-05	51
	Andrew DeClercq	1993-94	51

Assists

1.	Nick Calathes	2008-09	231
2.	Nick Calathes	2007-08	221
3.	Ronnie Montgomery	1987-88	190
4.	Taurean Green	2005-06	184
5.	Scottie Wilbekin	2012-13	174
6.	Erving Walker	2011-12	170

Field Goal Pct. (Min. 100 Att.)

1.	Dwayne Davis	1988-89	.722
2.	Chris Richard	2005-06	.698
3.	Chris Richard	2006-07	.690
4.	David Lee	2002-03	.648
5.	Eugene McDowell	1982-83	.646
	Jeff Ramsey	1964-65	.630
7.	Chris Capers	1986-87	.629
8.	Joakim Noah	2005-06	.627
9.	Marreese Speights	2007-08	.624
10.	Casey Prather	2012-13	.622

FLORIDA STAT RANKINGS

Below are 2012-13 team stats in which Florida ranked in the top three in the SEC followed by individual stats in the SEC top five.

Category	Stat	SEC	NCAA
Scoring Margin	+17.0	1	2
Scoring Defense	54.4	1	3
FG Pct. Defense	.382	1	9
Field Goal Pct.	.478	1	14
Opp. Rebounding	30.2	1	T-17
3-Pt. FG Made	8.1	1	20
Assist/TO Ratio	1.3	1	26
3-Pt. FG Pct.	.378	1	29
Defensive Reb. Pct.	.716	1	N/A
3-Pt. FG Pct. Defense	.310	2	46
Assists	14.6	2	57
Turnover Margin	+2.9	3	T-24
Rebounding Margin	+4.9	3	38

Erik Murphy

3-Pt. Pct.	.453	1	16
------------	------	---	----

Scottie Wilbekin

Assist/TO Ratio	2.4	1	34
Assists	5.0	2	66

Patric Young

FG Pct. (250+ Att.)	.589	1	13
Blocked Shots	1.6	4	110

SEC STANDINGS

	SEC	Overall
FLORIDA*	14-4 .778	29-8 .784
Kentucky	12-6 .667	21-12 .636
Ole Miss^	12-6 .667	27-9 .750
Alabama	12-6 .667	23-13 .639
Tennessee	11-7 .611	20-13 .606
Missouri	11-7 .611	23-11 .676
Arkansas	10-8 .556	19-13 .594
Georgia	9-9 .500	15-17 .469
LSU	9-9 .500	19-12 .613
Vanderbilt	8-10 .444	16-17 .485
Texas A&M	7-11 .389	18-15 .545
South Carolina	4-14 .222	14-18 .438
Mississippi State	4-14 .222	10-22 .313
Auburn	3-15 .167	9-23 .281

*Regular Season Champions; ^Tournament Champions

AP TOP 25

- Gonazaga (45)
- Louisville (20)
- Kansas
- Indiana
- Miami
- Duke
- Ohio State
- Georgetown
- Michigan State
- New Mexico
- *Michigan
- *Kansas State
- Saint Louis
- 14. FLORIDA**
- *Marquette
- Syracuse
- Oklahoma State
- *Wisconsin
- Memphis
- Pittsburgh
- *Arizona
- Creighton
- Notre Dame
- UCLA
- Oregon

COACHES TOP 25

- Louisville (31)
- *Michigan
- Syracuse
- Wichita State
- Duke
- Ohio State
- Indiana
- Kansas
- 9. FLORIDA**
- Miami
- *Marquette
- Gonzaga
- Michigan State
- *Arizona
- Oregon
- Saint Louis
- Georgetown
- Memphis
- New Mexico
- *Kansas State
- Creighton
- *Wisconsin
- VCU
- LaSalle
- *Florida Gulf Coast

*2012-13 Florida Opponent

Final AP Poll is pre-tournament

Final Coaches poll is post-tournament

FLORIDA IN THE POLLS (2012-13)

Poll	AP	Coaches
Preseason	10	10
Nov. 12	10	10
Nov. 19	7	8
Nov. 26	7	7
Dec. 3	6	5
Dec. 10	5	5
Dec. 17	8	9
Dec. 24	14	11
Dec. 31	13	9
Jan. 7	11	9
Jan. 14	10	9
Jan. 21	8	7
Jan. 28	4	4
Feb. 4	2	2
Feb. 11	7	6
Feb. 18	5	4
Feb. 25	8	6
March 4	11	9
March 11	13	11
March 18	14	12
April 9	-	9

DEVON WALKER

- Had five points and four rebounds against Alabama State. Scored his first points in SEC play on a pair of free throws at Texas A&M.
- Athletic and versatile wing player from Winter Haven who brings incredible toughness to the floor.

JACOB KURTZ

- Had a memorable five-point performance vs. Georgia, hitting a driving layup and a 3-pointer in the closing minutes of the Florida rout.
- Walk-on who joined the team in 2011-12 and became a manager during the 2010-11 season.

DORIAN FINNEY-SMITH

- Sat out as a transfer from Virginia Tech. Earned ACC All-Freshman honors in 2011-12, averaging 6.3 points and 7.0 rebounds per game. Athletic and versatile with the ability to create matchup problems.

DAMONTRE HARRIS

- A transfer from South Carolina, Harris sat out this season. He earned SEC All-Defensive Team honors in 2011-12, tying for second in the league with 2.3 blocks per game. Also averaged 6.8 points and 5.5 rebounds in his sophomore season.

BILLY DONOVAN

- The son of head coach Billy Donovan, the younger Billy Donovan will sit out this season as a transfer from Division III Catholic University in Washington, D.C. Averaged 5.9 points and 2.5 rebounds as a sophomore in 2011-12, starting 19 games and appearing in 27.

FLORIDA SIGNEES

- On Nov. 14, the Gators inked a pair of consensus five-star, top-10 national recruits from the state of Florida in point guard Kasey Hill (Eustis, Fla./Montverde) and power forward Chris Walker (Bonifay, Fla./Holmes County).

AGAINST THE TOP 25

- The Gators went 4-2 against teams in the top 25 this season, including 4-0 at home. Florida also played currently-ranked Marquette (home win) and Kansas State (road loss) when those teams were unranked.

11/14/12	#22/20 Wisconsin	W	83-52
12/15/12	at #8 Arizona	L	64-65
1/19/13	#17/16 Missouri	W	83-52
2/2/13	#16 Ole Miss	W	78-64
2/12/13	#25/RV Kentucky	W	69-52
3/31/13	vs. #10/11 Michigan	L	59-79

20 WINS AGAIN

- This season marks the 15th straight in which Florida has won 20 or more games, the longest such streak in the SEC and the fifth-longest in the nation (Kansas, 24; Duke, 17; Syracuse, Gonzaga, 16).
- Florida's streak of 20-win seasons under Donovan puts the Gator coach in elite company. According to ESPN Stats & Information, only eight coaches have compiled a 20-win streak reaching 14 years or more (Jim Boeheim has two such streaks), and only six coaches have done so at a single school.

Coach	School(s)	Streak (Years)
Dean Smith	North Carolina	27 (1971-97)
Lute Olson	Arizona	20 (1988-2007)
Mike Krzyzewski	Duke	17 (1997-present)
Tubby Smith	Tulsa, UGA, UK, Minnesota	17 (1994-2010)
Jim Boeheim	Syracuse	16 (1998-present)
Billy Donovan	Florida	15 (1999-present)
Bill Self	Tulsa, Illinois, Kansas	15 (1999-present)

SEC ELITE

- Billy Donovan is one of three coaches to win 400 games heading up an SEC bench and the fourth to win 300 at one school. He moved into third all-time in wins at an SEC school, picking up win No. 341 at Xavier on Dec. 31, 2010.

Coach	School(s)	Wins
Adolph Rupp	Kentucky	875
Dale Brown	LSU	448
Billy Donovan	Florida	415
Harry Rabenhorst	LSU	340
C.M. Newton	Alabama/Vanderbilt	340

DONOVAN THE DEAN OF SEC COACHES

- Donovan has spent 17 seasons as head coach at Florida and has the longest tenure of any head coach in the SEC. There have been 28 head coaching changes in the league since Donovan's arrival prior to the 1996-97 season. With all that he has accomplished, Donovan is still younger than five other SEC head coaches.

DONOVAN COACHING TREE

- Six former assistant coaches under Billy Donovan currently hold Division I head coaching jobs: Anthony Grant (Alabama), Donnie Jones (UCF), Richard Pitino (Minnesota), Lewis Preston (Kennesaw State), Larry Shyatt (Wyoming) and Shaka Smart (VCU).
- Only three active coaches in the nation have larger coaching trees than Donovan: Herb Sendek, Arizona State (eight); Rick Pitino, Louisville (eight, including Donovan); and Mike Montgomery, California (seven).

GAME-BY-GAME INDIVIDUAL LEADERS

Opponent	Points	Rebounds	Assists	Steals	Blocks
Alabama State	22-Boynton	12-Young	5-Boynton/Yeguete	3-Rosario	2-Young
Wisconsin	24-Murphy	8-Murphy/Yeguete	4-Rosario	1-Murphy/Frazier	1-Young/Murphy
vs. Middle Tennessee	20-Boynton	13-Yeguete	3-Wilbekin/Murphy/Rosario	2-Boynton/Wilbekin	3-Young
Savannah State	13-Rosario/Young	11-Young	3-Rosario	3-Wilbekin	6-Young
UCF	24-Boynton	8-Boynton	8-Wilbekin	4-Frazier	1-Yeguete/Prather
Marquette	17-Frazier	10-Young	5-Boynton	2-Young	3-Young
at Florida State	14-Rosario/Boynton	8-Young	5-Wilbekin	5-Wilbekin	1-Yeguete/Young
at Arizona	16-Rosario	7-Murphy	3-Wilbekin/Rosario	2-Yeguete	2-Young
Southeastern Louisiana	20-Rosario	6-Rosario/Wilbekin/Frazier	5-Boynton	3-Prather	2-Murphy
at Kansas State	19-Young	10-Young	7-Wilbekin	2-Boynton	2-Young
vs. Air Force	21-Murphy	7-Murphy	4-Murphy	3-Wilbekin	3-Murphy
at Yale	28-Boynton	9-Yeguete	10-Wilbekin	2-Boynton	2-Young
Georgia	19-Rosario	7-Prather	6-Wilbekin	3-Prather	4-Young
at LSU	20-Boynton	13-Yeguete	3-Frazier/Murphy/Wilbekin	2-Wilbekin	1-Murphy
at Texas A&M	19-Rosario	7-Young/Murphy	5-Boynton	3-Young	1-Young
Missouri	15-Murphy	8-Young	10-Wilbekin	3-Wilbekin	3-Young
at Georgia	17-Wilbekin	11-Yeguete	3-Wilbekin	4-Yeguete	None
at Mississippi State	18-Boynton/Murphy	8-Frazier/Yeguete	9-Wilbekin	2-Boynton/Yeguete	2-Young
South Carolina	15-Boynton/Rosario	8-Young	7-Boynton	4-Boynton	2-Young
Ole Miss	19-Murphy	12-Young	9-Boynton	2-Wilbekin	2-Murphy/Young
at Arkansas	15-Rosario	9-Frazier	4-Wilbekin	2-Rosario	1-Young
Mississippi State	18-Rosario	7-Young	7-Wilbekin	2-Walker	1-Prather/Walker
Kentucky	14-Wilbekin	11-Young	8-Wilbekin	2-Boynton/Wilbekin	4-Murphy
at Auburn	22-Rosario	6-Murphy	10-Wilbekin	3-Wilbekin	1-Murphy/Prather/Young
at Missouri	14-Rosario	7-Prather	4-Wilbekin	3-Prather	2-Prather
Arkansas	15-Rosario	9-Prather	6-Wilbekin	3-Prather	1-Boynton/Prather/Young
at Tennessee	16-Rosario	8-Wilbekin	6-Wilbekin	2-Wilbekin/Rosario	1-Young
Alabama	15-Murphy	9-Prather	3-Boynton	1-Murphy/Rosario/Wilbekin	3-Young
Vanderbilt	15-Boynton	6-Murphy/Frazier	4-Wilbekin	1-Prather/Young	3-Young
at Kentucky	17-Murphy	11-Murphy	3-Rosario	2-Prather	1-Frazier/Rosario/Yeguete
vs. LSU	27-Murphy	12-Murphy	7-Boynton	2-Wilbekin	1-Young
vs. Alabama	16-Boynton	9-Young	4-Wilbekin	3-Wilbekin	1-Young/Frazier
vs. Ole Miss	18-Rosario	9-Rosario	4-Wilbekin	3-Yeguete	1-Young
vs. Northwestern State	18-Murphy	9-Young	4-Wilbekin	2-Murphy/Wilbekin/Frazier/Prather	1-Young/Prather
vs. Minnesota	25-Rosario	7-Young	6-Wilbekin	2-Rosario/Yeguete	2-Prather
vs. Florida Gulf Coast	15-Rosario	5-Rosario/Young	3-Wilbekin	4-Yeguete	2-Yeguete
vs. Michigan	13-Boynton/Yeguete	8-Murphy	7-Wilbekin	4-Wilbekin	2-Murphy

EARLY-GAME DEFENSIVE PRESSURE

The Gator defense has been particularly stingy in the early going, as nine teams have scored 20 or fewer in the first half. Below is a look at opponents that have taken at least 15 minutes to get to 20 points and when their 20th point was scored. The Gators are 22-2 in these games.

Game	Clock	Half
Alabama State	6:24	2nd
South Carolina	10:23	2nd
Savannah State	11:44	2nd
at Florida State	12:34	2nd
Vanderbilt	15:54	2nd
Georgia	16:15	2nd
at Texas A&M	16:16	2nd
at Mississippi State	19:25	2nd
Kentucky	1:42	1st
UCF	2:08	1st
Missouri	2:09	1st
Ole Miss	2:11	1st
*at LSU	2:27	1st
Southeastern La.	3:18	1st
at Arizona	3:24	1st
vs. Alabama (SEC)	3:26	1st
Mississippi State	3:49	1st
at Auburn	3:57	1st
vs. Minnesota	4:10	1st
at Missouri	4:19	1st
Arkansas	4:36	1st
Marquette	4:38	1st
vs. Air Force	4:40	1st
vs. LSU (SEC)	4:46	1st

*Had 20 points at halftime

2012-13 INDIVIDUAL HONORS

SEC Coach of the Year

Billy Donovan (Coaches & AP)

SEC Scholar-Athlete of the Year

Patric Young

All-SEC

Erik Murphy (Coaches & AP 1st team)
 Kenny Boynton (Coaches 2nd team/AP HM)
 Mike Rosario (Coaches 2nd team/AP HM)
 Patric Young (Coaches 2nd team/AP HM)
 Scottie Wilbekin (AP HM)

SEC All-Defensive Team

Scottie Wilbekin
 Patric Young

SEC All-Freshman Team

Michael Frazier II

SEC Community Service Team

Patric Young

All-SEC Tournament Team

Kenny Boynton
 Erik Murphy

All-South Region NCAA Tournament Team

Mike Rosario

CoSIDA Academic All-District

Patric Young

NABC All-District Coach

Billy Donovan

SEC Player of the Week

Scottie Wilbekin (Jan. 28)

SEC Freshman of the Week

Michael Frazier II (Dec. 3; Feb. 18)

DOMINANT IN THE DOME

Florida posted a perfect 15-0 record at home this season, marking their second undefeated season at home under Donovan and fourth in program history (2006-07, 1993-94, 1960-61).

Season	Started	Finished
2006-07	18-0	18-0
2012-13	15-0	15-0
2008-09	15-0	18-2
2005-06	14-0	16-2
2011-12	13-0	14-2

The Gators were stifling in the O'Dome this season, allowing under 50 points per game and winning by over 25 points per game. Below are the top home marks under Donovan in those categories.

Scoring Margin	Points Allowed
1. 1999-00 29.3	1. 2012-13 49.4
2. 2012-13 25.6	2. 2006-07 57.4
3. 2006-07 25.3	3. 2002-03 60.0
4. 2000-01 23.8	2005-06 60.0
5. 1998-99 20.9	5. 2005-06 60.7

2012-13 QUICK FACTS

University Facts

Location: Gainesville, Fla.
 Founded: 1853
 Enrollment: 49,785
 Conference: Southeastern (SEC)
 Nickname: Gators
 UF President: Dr. Bernie Machen (Vanderbilt '68)
 Director of Athletics: Jeremy Foley (Hobart '74)
 Mascots: Albert and Alberta
 Colors: Orange (PMS 172) and Blue (PMS 287)
 Website: GatorZone.com
 Facebook: facebook.com/FloridaGators
 Twitter: @GatorZoneMBK, @UFCoachBillyD

Coaching Staff Facts

Head Coach: Billy Donovan (Providence, '87)
 UF Record: 17th season/415-166
 Overall Record: 19th season/450-186
 Assistant Coaches: Rashon Burno (DePaul, '02), Matt McCall (Florida, '05), John Pelphrey (Kentucky, '92)
 Director of Basketball Operations: Darren Hertz
 Video Coordinator: Oliver Winterbone
 Assistant to the Head Coach: Mark Daigneault
 Office Manager: Tracy Pfaff
 Staff Assistant: Mike Robuck
 Academic Counselor: Tom Williams
 Athletic Trainer: Dave "Duke" Werner
 Strength & Conditioning Coordinator: Preston Greene

Program Facts

Arena: Stephen C. O'Connell Center (11,548)
 Season: 94th
 Overall Record: 1,294-1,040
 SEC Record: 572-613
 NCAA Tournaments: 16 (1989, '94, '95, '99, 2000, '01, '02, '03, '04, '05, '06, '07, '10, '11, '12, '13)
 Final Fours: 4 (1994, 2000, '06, '07)
 National Championships: 2 (2006, '07)
 NIT Appearances: 9 (1969, '84, '85, '86, '92, '93, '98, 2008, '09)
 SEC Tournament Championships: 3 (2005, '06, '07)
 SEC Championships: 6 (1989, 2000*, '01*, '07, '11, '13)
 *Shared championship
 All-Americans: 22
 All-SEC: 101
 SEC Academic Honor Roll: 90
 NBA Draftees: 34
 2012-13 Record: 29-8
 2012-13 Conference Record: 14-4 (1st)
 Lettermen Returning/Lost: 8/4
 Starters Returning/Lost: 3/2

Communications Department

Men's Basketball Contact: Denver Parler
 Email: denverp@gators.ufl.edu
 Associate ADs: Steve McClain, Mary Howard
 Staff Assistants: Jennifer Wagner, Dawn Zinsmaster
 Office Phone: 352-375-4683, ext. 6100
 Fax: 352-375-4809

Mailing Address:
 P.O. Box 14485
 Gainesville, FL 32604

Shipping Address:
 Ben Hill Griffin Stadium
 121 Gale Lemerand Drive
 Gainesville, FL 32611

UF UNIVERSITY of FLORIDA
 The Foundation for The Gator Nation

GAME-BY-GAME MISCELLANEOUS SCORING (UF-OPPONENT)

Opponent	Paint	Off T/O	2nd Ch.	Fastbreak	Bench
Alabama State	36-12	29-9	10-11	12-6	18-19
Wisconsin	32-18	6-20	12-13	2-2	8-25
vs. Middle Tennessee	20-20	15-9	7-9	4-0	11-26
Savannah State	22-20	18-10	15-8	2-4	10-15
UCF	38-18	27-11	21-1	8-4	28-0
Marquette	32-28	22-2	13-10	2-4	40-19
at Florida State	34-14	32-8	14-13	12-0	23-25
at Arizona	24-22	12-16	4-5	2-6	14-14
Southeastern Louisiana	30-14	16-8	11-6	6-6	31-12
at Kansas State	32-12	15-11	10-10	4-0	7-21
vs. Air Force	38-20	11-9	7-6	0-6	14-26
at Yale	40-26	19-15	4-8	6-11	12-19
Georgia	30-22	27-2	7-5	2-4	22-16
at LSU	38-26	9-10	14-6	2-6	15-19
at Texas A&M	32-22	15-14	13-12	11-7	4-17
Missouri	48-14	34-12	11-1	16-2	23-8
at Georgia	24-16	18-3	12-3	2-2	7-10
at Mississippi State	32-26	17-16	9-2	6-12	15-19
South Carolina	28-18	22-2	7-6	16-4	21-8
Ole Miss	34-20	16-15	6-16	2-3	10-2
at Arkansas	24-28	12-21	12-10	9-14	12-40
Mississippi State	38-30	21-14	8-6	16-12	21-3
Kentucky	36-26	20-5	10-6	4-6	12-21
at Auburn	24-26	18-7	7-10	8-4	26-27
at Missouri	16-24	16-17	0-8	4-10	17-13
Arkansas	42-18	12-7	18-16	8-4	14-22
at Tennessee	34-30	6-13	12-9	5-6	10-14
Alabama	30-34	12-12	12-14	8-11	10-19
Vanderbilt	26-12	13-8	9-12	0-2	14-8
at Kentucky	24-36	4-14	6-13	6-8	8-4
vs. LSU (SEC QF)	28-14	13-12	19-8	10-10	18-17
vs. Alabama (SEC SF)	32-18	8-7	12-8	10-0	12-17
vs. Ole Miss (SEC Final)	14-36	11-12	5-11	5-7	13-2
vs. N'western St.	44-22	12-7	21-5	6-4	17-15
vs. Minnesota	14-16	13-11	7-12	4-7	14-4
vs. FGCU	36-28	16-14	16-8	9-12	19-12
vs. Michigan	36-38	7-16	10-11	4-21	25-16

NUMERICAL ROSTER

0	Jacob Kurtz	G	6-5	208	So.	1L	Oviedo, Fla./Hagerty
1	Kenny Boynton	G	6-2	190	Sr.	3L	Pompano Beach, Fla./American Heritage
2	*Damontre Harris	F/C	6-10	228	Jr.	TR	Fayetteville, N.C./South Carolina
3	Mike Rosario	G	6-3	183	R-Sr.	1L	Jersey City, N.J./Rutgers
4	Patric Young	C	6-9	249	Jr.	2L	Jacksonville, Fla./Providence (H.S.)
5	Scottie Wilbekin	G	6-2	176	Jr.	2L	Gainesville, Fla./The Rock
10	*Dorian Finney-Smith	F	6-8	205	So.	TR	Portsmouth, Va./Virginia Tech
11	Braxton Ogbueze	G	6-0	182	Fr.	HS	Charlotte, N.C./United Faith Christian Academy
12	Dillon Graham	G	6-4	179	Fr.	HS	Orlando, Fla./First Academy
15	Will Yeguete	F	6-7	240	Jr.	2L	Bordeaux, France/Florida Air Academy
20	Michael Frazier II	G	6-4	200	Fr.	HS	Tampa, Fla./Montverde Academy
24	Casey Prather	G/F	6-6	208	Jr.	2L	Jackson, Tenn./North Side
25	DeVon Walker	G/F	6-6	191	Fr.	HS	Winter Haven, Fla./Winter Haven
33	Erik Murphy	F/C	6-10	238	Sr.	3L	South Kingstown, R.I./St. Mark's (Mass.)
42	*Billy Donovan	G	6-2	203	Jr.	TR	Gainesville, Fla./Catholic University

ALPHABETICAL ROSTER

1	Kenny Boynton	G	6-2	190	Sr.	3L	Pompano Beach, Fla./American Heritage
42	*Billy Donovan	G	6-2	203	Jr.	TR	Gainesville, Fla./Catholic University
10	*Dorian Finney-Smith	F	6-8	205	So.	TR	Portsmouth, Va./Virginia Tech
20	Michael Frazier II	G	6-4	200	Fr.	HS	Tampa, Fla./Montverde Academy
12	Dillon Graham	G	6-4	179	Fr.	HS	Orlando, Fla./First Academy
2	*Damontre Harris	F/C	6-10	228	Jr.	TR	Fayetteville, N.C./South Carolina
0	Jacob Kurtz	G	6-5	208	So.	1L	Oviedo, Fla./Hagerty
33	Erik Murphy	F/C	6-10	238	Sr.	3L	South Kingstown, R.I./St. Mark's (Mass.)
11	Braxton Ogbueze	G	6-0	182	Fr.	HS	Charlotte, N.C./United Faith Christian Academy
24	Casey Prather	G/F	6-6	208	Jr.	2L	Jackson, Tenn./North Side
3	Mike Rosario	G	6-3	183	R-Sr.	1L	Jersey City, N.J./Rutgers
25	DeVon Walker	G/F	6-6	191	Fr.	HS	Winter Haven, Fla./Winter Haven
5	Scottie Wilbekin	G	6-2	176	Jr.	2L	Gainesville, Fla./The Rock
15	Will Yeguete	F	6-7	240	Jr.	2L	Bordeaux, France/Florida Air Academy
4	Patric Young	C	6-9	249	Jr.	2L	Jacksonville, Fla./Providence (H.S.)

*Must sit out 2012-13 due to NCAA transfer rules

Head Coach: Billy Donovan (Providence '87)
Assistant Coaches: Rashon Burno (DePaul '02), Matt McCall (Florida '05), John Pelphrey (Kentucky '92)
Director of Basketball Operations: Darren Hertz
Video Coordinator: Oliver Winterbone
Strength & Conditioning Coordinator: Preston Greene
Athletic Trainer: Dave Werner
Academic Counselor: Tom Williams
Assistant to the Head Coach: Mark Daigneault
Communications: Denver Parler

PRONUNCIATION GUIDE

Rashon Burno	ruh-SHAWN
Braxton Ogbueze	oh-BOY-zee
Casey Prather	PRAY-thur
Mike Rosario	ro-ZAHR-ee-o
DeVon Walker	duh-VAWN
Scottie Wilbekin	WILL-buh-kin
Will Yeguete	yuh-GET

THE STEPHEN C. O'CONNELL CENTER

HOME GAME WINNING STREAKS

24	March 1, 2006 to Nov. 20, 2007
20	Jan. 25, 2005 to Feb. 4, 2006
19	Jan. 22, 2011 to Feb. 4, 2012
19	Feb. 2, 2002 to Feb. 25, 2003
18	Jan. 22, 1985 to Feb. 4, 1987
17	March 19, 2008 to Feb. 21, 2009

NON-CONFERENCE HOME WINNING STREAKS

40	Nov. 16, 1998 to Dec. 6, 2003
28	Dec. 19, 2004 to Nov. 20, 2007
21	Dec. 20, 1983 to Nov. 30, 1988
18	Nov. 27, 2007 to March 20, 2009
17	Jan. 9, 1964 to Dec. 31, 1968
16	Dec. 22, 2010 to present

HOME RECORD UNDER DONOVAN

2012-13	15-0
2011-12	14-2
2010-11	14-3
2009-10	13-4
2008-09	18-2
2007-08	17-4
2006-07	18-0
2005-06	16-2
2004-05	13-3
2003-04	11-4
2002-03	15-1
2001-02	13-2
2000-01	13-2
1999-2000	15-1
1998-99	14-1
1997-98	11-4
1996-97	8-6

HOME WINNING STREAKS UNDER DONOVAN

24	March 1, 2006 to Nov. 20, 2007
20	Jan. 25, 2005 to Feb. 4, 2006
19	Jan. 22, 2011 to Feb. 4, 2012
19	Feb. 2, 2002 to Feb. 25, 2003
17	March 19, 2008 to Feb. 21, 2009
15	Nov. 11, 2012 to present
13	Jan. 29, 2000 to Dec. 30, 2000
12	Nov. 16, 1998 to Feb. 4, 1999
11	Feb. 16, 1999 to Jan. 12, 2000

TOP UF PERFORMANCES IN THE O'DOME

Scoring

40	Eugene McDowell	vs. Biscayne	12/21/82
37	Joakim Noah	vs. Georgia	3/11/06
33	Greg Stolt	vs. USF	12/10/96
32	Nick Calathes	vs. N.C. State	1/3/09
32	Andrew Moten	vs. LSU	12/16/86
32	Andrew Moten	vs. Alabama	2/26/86

Rebounding

21	Eugene McDowell	vs. Georgia	1/6/82
20	Andrew DeClercq	vs. Kentucky	1/18/94
18	Al Horford	vs. Alabama	2/5/05
18	Mike Miller	vs. Kentucky	2/8/00
18	Dwayne Davis	vs. Miami	12/19/88
18	Ronnie Williams	vs. St. Leo	2/8/84

THE GATORS AT HOME

- The Gators finished 15-0 at the O'Connell Center in 2012-13, marking the fourth time in team history the team has gone unbeaten in a season (five or more games), joining the 2006-07, 1993-94 and 1960-61 teams.
- For Florida's SEC-opening win over Georgia, 3,200 students cheered on the Gators, the largest student crowd in seven years (Alabama, 2006). Against Arkansas, the Gators tied their sixth-largest crowd all-time with 12,609.
- Florida finished 14-2 at home in 2011-12, winning its first 13 games of 2011-12. UF won its final six home games in 2010-11 for 19 consecutive wins overall at the O'Connell Center, tied for the third-longest streak in school history.
- Florida is 107-6 vs. non-conference opponents in the O'Dome over the last 12 seasons and did not lose a home non-conference game over a stretch of five consecutive seasons (1999-2003).
- UF has home win streaks of 24, 20, 19, 17 (twice), 15 (active), 13, 12, and 11 under Billy Donovan.
- The two largest crowds in UF history came during the 2010-11 season (12,633 in a win over Kentucky, then 12,630 a week later in a win over Tennessee).
- A record 226,815 fans passed through the turnstiles in 2007-08. ESPN Gameday also made its second visit to the O'Dome in 2007-08 to witness the Gators' thrilling overtime win over Kentucky.
- Daktronics installed four 12' x 16', video boards (10 mm resolution) in the O'Connell Center for the 2006-07 basketball regular-season, at a cost of \$2.5 million. The project was unveiled on Dec. 20, 2006.
- A \$10 million state-of-the-art private basketball practice facility opened in October 2001. The two-story 47,505 square foot facility includes multiple practice gyms, a training room, weight room, locker room, coaches' offices, conference rooms, equipment room, team lounge area and film/video rooms with theatre style seating.
- During the summer of 2011, the Stephen C. O'Connell Center underwent a reconfiguration of the lower-level bleachers, a move that replaced the original, 31-year-old support structure and undercarriage and the 13-year-old countoured blue seats. The project improves patron flow and safety, while reducing maintenance costs and preserving the O'Dome's unique environment.

O'CONNELL CENTER ATTENDANCE RECORDS

1.	12,633	Kentucky	Sat., Feb. 5, 2011	70-68	W
2.	12,630	Tennessee	Sat., Feb. 12, 2011	61-60	W
3.	12,621	Ohio State	Sat., Dec. 23, 2006	86-60	W
4.	12,618	Kentucky	Tues., Jan. 12, 2010	77-89	L
5.	12,614	Kentucky	Sun., March 4, 2007	85-72	W
6t.	12,609	Arkansas	Sat., Feb. 23, 2012	71-54	W
6t.	12,609	Kentucky	Sat., Feb. 4, 2006	95-80	W
8.	12,602	Kentucky	Sun., March 6, 2005	53-52	W
9.	12,599	Florida State	Fri., Nov. 25, 2005	74-66	W
10.	12,598	Alabama	Wed., Feb. 14, 2007	76-67	W

"I had always heard that Florida was a great college basketball atmosphere. Now that I've experienced it, I would have to say it's everything it was built up to be."

-Jay Bilas, ESPN Gameday

HEAD COACH BILLY DONOVAN

For those who have followed Billy Donovan's career it should come as no surprise that he has made Florida basketball a winner.

Wrapping up his 17th year at Florida, Donovan has set a school record with 16 consecutive post-season appearances, including 13 NCAA Tournament bids in those 16 years. UF made the school's first-ever appearance in the National Championship game in 2000 before winning back-to-back national titles in 2006 and 2007.

Donovan is already the winningest NCAA Tournament coach in UF history, and his 25 NCAA Tournament wins more than triple the total of seven in school history before his arrival. He has guided the Gators to three Final Fours and two in a row in 2006 and 2007, a first in Gator history.

After the school had just one Southeastern Conference Championship in 77 seasons prior to his arrival, Donovan has tallied five SEC titles (2000, 2001, 2007, 2011 and 2013). Florida and Kentucky are the only two SEC schools to capture consecutive league crowns in the past 31 years. He led the Gators to their first SEC Tournament title in 2005 and then again in 2006 and in 2007.

Florida's 261 wins during the 10 seasons from 2000-09 was the best decade in school history and the fifth-highest total in the nation in that time. After only being ranked in the national polls 42 times prior to Donovan's arrival, UF had been ranked a school-record 94 consecutive weeks in the Associated Press poll and 99 weeks by the ESPN/USA Today poll before falling out on Feb. 16, 2004.

His winning percentage at UF (see below) is the best among all Gator coaches who spent more than one season at UF and he reached the 100 and 200 victory marks at UF quicker than any coach in school history, needing just 154 games to reach the century plateau and 292 games to reach 200 wins.

Donovan became the school's all-time leader in wins on Dec. 20, 2006. He ranks third in SEC history in wins as an SEC coach. He picked up his 400th career win (including two years at Marshall) with Florida's defeat of Stetson in Orlando on Nov. 28, 2011.

Donovan's teams have knocked off 59 ranked opponents during his tenure. Donovan's squads have led the SEC in a statistical category 61 times, including 42 offensive categories. Twenty-four different players have captured All-SEC honors and 17 players have earned SEC All-Freshman recognition.

Eight of Donovan's players have been first round draft picks in the NBA Draft, after the school boasted only two before his arrival. In the 2007 NBA Draft, Florida became the first school to ever have three players drafted in the Top 10, as Al Horford went third, Corey Brewer seventh and Joakim Noah ninth.

He has inked 16 McDonald's All-Americans after UF had just three prior to his arrival. Florida fans are taking notice, as attendance is up over 5,000 since Donovan's arrival.

WHAT THEY'RE SAYING ABOUT BILLY DONOVAN

"Billy Donovan is not a good coach. Rather, he is a Naismith Hall of Famer. He does a tremendous job."
-Jay Bilas via twitter (@JayBilas)

"Florida won national championships in 2006 and 2007, lost three NBA lottery picks, tumbled into the NIT the following two seasons, then returned to college basketball's elite. Most coaches dream of building an NCAA title contender just once during their careers. Donovan's done it twice, from scratch, in less than a decade."

-Jason King, ESPN.com

WINS VS. TOP-10 TEAMS UNDER DONOVAN (19)

Feb. 1, 1998	at Kentucky	7	86-78
Feb. 4, 1999	Kentucky	5	75-68
March 24, 2000	*vs. Duke	1	87-78
Jan. 30, 2001	Tennessee	8	81-67
Nov. 29, 2002	vs. Kansas	2	83-73
Jan. 7, 2003	at Miss. State	7	74-66
Nov. 28, 2003	vs. Arizona	4	78-77
March 6, 2005	Kentucky	3	53-52
March 13, 2005	^vs. Kentucky	4	70-53
March 26, 2006	*vs. Villanova	3	75-62
April 3, 2006	*vs. UCLA	7	73-57
Dec. 23, 2006	Ohio State	3	86-60
March 25, 2007	*vs. Oregon	10	85-77
March 31, 2007	*vs. UCLA	7	76-66
April 2, 2007	*vs. Ohio State	1	84-75
Nov. 27, 2009	vs. Michigan State	2	77-74
Dec. 18, 2010	vs. Kansas State	6	57-44
Feb. 5, 2011	Kentucky	10	70-68
March 24, 2011	*vs. BYU	10	83-74/OT

*NCAA Tournament; ^SEC Tournament

YEAR-BY-YEAR COACHING RECORD

Year	School	Overall Record	League	Post-season
1994-95	Marshall	18-9 (.667)	10-4 (.714)	
1995-96	Marshall	17-11 (.608)	8-6 (.571)	
1996-97	Florida	13-17 (.433)	5-11 (.313)	
1997-98	Florida	14-15 (.483)	6-10 (.375)	NIT; 0-1
1998-99	Florida	22-9 (.710)	10-6 (.625)	NCAA Sweet 16; 2-1
1999-2000	Florida	29-8 (.783)	12-4 (.750)	NCAA Runner-Up; 5-1
2000-01	Florida	24-7 (.744)	12-4 (.750)	NCAA Second Round; 1-1
2001-02	Florida	22-9 (.710)	10-6 (.625)	NCAA First Round; 0-1
2002-03	Florida	25-8 (.758)	12-4 (.750)	NCAA Second Round; 1-1
2003-04	Florida	20-11 (.645)	9-7 (.563)	NCAA First Round; 0-1
2004-05	Florida	24-8 (.750)	12-4 (.750)	NCAA Second Round; 1-1
2005-06	Florida	33-6 (.846)	10-6 (.625)	NCAA Champions; 6-0
2006-07	Florida	35-5 (.875)	13-3 (.813)	NCAA Champions; 6-0
2007-08	Florida	24-12 (.667)	8-8 (.500)	NIT Semifinals; 3-1
2008-09	Florida	25-11 (.694)	9-7 (.563)	NIT Quarterfinals; 2-1
2009-10	Florida	21-13 (.618)	9-7 (.563)	NCAA First Round; 0-1
2010-11	Florida	29-8 (.783)	13-3 (.813)	NCAA Elite Eight; 3-1
2011-12	Florida	26-11 (.703)	10-6 (.625)	NCAA Elite Eight; 3-1
2012-13	Florida	29-8 (.784)	14-4 (.778)	NCAA Elite Eight; 3-1
Overall	19th Year	450-186 (.708)	192-110 (.636)	16 postseason appearances
At UF	17th Year	415-166 (.714)	174-100 (.635)	36-14 (31-11 in NCAA)



HEAD COACH BILLY DONOVAN

SEC STAT CHAMPIONS UNDER DONOVAN

1997	3-Pt FG Pct.	.374
1998	3-Pt FG Per Game	9.83*
1998	3-Pt FG Pct.	.400
1999	3-Pt FG Pct.	.379
1999	3-Pt FG Per Game	9.32
1999	Steals Per Game	10.03
2000	Scoring Offense	83.8
2000	Scoring Margin	+15.0
2000	Assists	16.51
2001	Scoring Offense	80.9
2001	Scoring Margin	+13.8
2001	3-Pt FG Pct.	.383
2001	FT Pct.	.729
2001	Assists	17.35
2001	Assist/Turnover Ratio	1.19
2001	Defensive Rebounds	26.65
2002	Scoring Offense	80.5
2002	Scoring Margin	+13.9
2002	Assists	16.74
2002	Assist/Turnover Ratio	1.12
2003	3-Pt. Pct.	.390
2003	3-Pt. FG Per Game	8.70
2004	FG Pct.	.482
2004	FT Pct.	.750
2004	3-Pt FG Per Game	8.0
2005	Points Per Game	76.2
2005	Scoring Margin	+13.1
2006	Scoring Margin	+14.7
2006	FG Pct.	.500
2006	3-Pt FG Pct.	.392
2006	FT Pct.	.744
2006	FG Pct. Allowed	.399
2006	3-Pt FG Pct. Allowed	.318
2007	FG Pct.	.526*
2007	3-Pt. FG Pct.	.409
2007	3-Pt. FG Pct. Allowed	.285
2007	Scoring Defense	62.6
2007	Scoring Margin	+17.2*
2007	Rebounding Defense	29.1
2007	Rebounding Margin	+8.5
2008	FG Pct.	.488
2008	Assist/Turnover Ratio	1.39
2008	Rebounding Defense	31.8
2009	Scoring Margin	+9.6
2009	Assists	16.81
2009	Assist/Turnover Ratio	1.39
2010	Assist/Turnover Ratio	1.13
2010	Turnovers Per Game	1.12
2011	FG Pct.	.465
2011	3-Pt. FG Pct. Defense	.311
2011	Rebounding Defense	31.9
2011	Rebounding Margin	+5.5
2011	Defensive Rebound Pct.	.701
2012	3-Pt. FGs Per Game	9.65*
2012	Assist/Turnover Ratio	1.34
2012	Assists	14.89

* Led the NCAA

FIRST-ROUND NBA DRAFT PICKS

Bradley Beal	2012	Washington	3rd
Marreese Speights	2008	Philadelphia	16th
Al Horford	2007	Atlanta	3rd
Corey Brewer	2007	Minnesota	7th
Joakim Noah	2007	Chicago	9th
David Lee	2005	New York	30th
Mike Miller	2000	Orlando	5th
Donnell Harvey	2000	New York	22nd
Jason Williams	1998	Sacramento	7th

DONOVAN'S WIN-LOSS BREAKDOWN

	2012-13	Florida	Since '98-'99	Overall
Overall	29-8	415-166	388-134	450-186
vs. Conference	14-4	174-100	163-79	192-110
vs. Conference Home	9-0	107-30	99-22	117-33
vs. Conference Away	5-4	67-70	64-57	75-77
vs. Non-Conference (Reg. Season)	10-2	182-38	167-30	196-46
vs. Non-Conference Home	6-0	127-9	116-8	135-11
vs. Non-Conference Away	2-2	17-13	14-12	20-17
vs. Non-Conference Neutral	2-0	38-16	37-10	41-18
Postseason Play	5-2	59-28	58-25	60-30
Conference Tournament	2-1	23-14	22-12	24-16
NCAA Tournament	3-1	31-11	31-11	31-11
NIT	0-0	5-3	5-2	5-3
vs. AP Top 25	4-2	59-61	57-50	59-63
vs. AP Top 15	0-2	29-42	28-35	29-44
vs. AP Top 10	0-2	19-32	18-29	19-34
vs. AP Top 5	0-0	10-17	10-15	10-19
vs. AP No. 1	0-0	2-3	2-3	2-3
Overtime	0-0	15-14	14-12	15-15
November	6-0	77-9	70-8	81-9
December	3-2	91-26	85-19	98-32
January	8-0	94-37	87-28	103-46
February	5-3	80-51	74-40	94-54
March	7-3	69-41	68-37	70-43
April	0-0	4-2	4-2	4-2
Sunday	4-2	47-21	45-18	47-22
Monday	0-0	25-4	20-3	38-7
Tuesday	2-3	55-28	53-27	57-30
Wednesday	7-0	76-32	71-20	78-34
Thursday	2-0	36-7	35-6	37-8
Friday	4-0	50-12	48-10	54-14
Saturday	10-3	126-62	116-50	139-71



DID YOU KNOW?

Billy Donovan has a .738 winning percentage in NCAA Tournament games (31-11). He has led the Gators to the Elite Eight in three straight seasons.



CHARTING THE GATORS

Times Led UF in Scoring*

*(Includes Times Tied)

	Season	Career
Mike Rosario	16	17
Kenny Boynton	11	54
Erik Murphy	9	13
Patric Young	2	6
Scottie Wilbekin	2	2
Michael Frazier II	1	1
Will Yeguete	1	1
Casey Prather	0	1

Times Led UF in Rebounding*

*(Includes times tied)

	Season	Career
Patric Young	15	29
Erik Murphy	9	15
Will Yeguete	6	19
Michael Frazier II	4	4
Casey Prather	4	4
Mike Rosario	3	4
Scottie Wilbekin	2	2
Kenny Boynton	1	1

Times Led UF in Assists*

*(Includes times tied)

	Season	Career
Scottie Wilbekin	25	32
Kenny Boynton	8	31
Mike Rosario	5	6
Erik Murphy	3	3
Will Yeguete	1	2
Michael Frazier II	1	1
Patric Young	0	2

Double-Figure Scoring Games

	Season	Career
Kenny Boynton	24	112
Erik Murphy	23	47
Mike Rosario	23	33
Patric Young	21	42
Scottie Wilbekin	14	15
Michael Frazier II	9	9
Casey Prather	7	9
Will Yeguete	6	9

20-Point Games

	Season	Career
Kenny Boynton	5	34
Erik Murphy	3	4
Mike Rosario	3	3
Patric Young	0	2

Double-Figure Rebounding Games

	Season	Career
Patric Young	6	12
Will Yeguete	3	7
Erik Murphy	2	4

Double-Doubles

	Season	Career
Patric Young	6	10
Erik Murphy	2	3
Will Yeguete	2	3
Scottie Wilbekin	1	1

Consecutive Games in Double Figures

Kenny Boynton	1
Will Yeguete	1

Dunks (Season Total: 84)

	Season	Career
Patric Young	43	115
Casey Prather	17	27
Will Yeguete	10	23
Mike Rosario	5	8
Erik Murphy	4	7
Kenny Boynton	3	16
Michael Frazier II	1	1
DeVon Walker	1	1

Charges Drawn (Season Total: 29)

	Season	Career
Patric Young	8	29
Casey Prather	7	11
Will Yeguete	5	19
Erik Murphy	5	17
Mike Rosario	3	9
Michael Frazier II	1	1
Scottie Wilbekin	0	4
Kenny Boynton	0	2

Bench Scoring

Opponents	576
FLORIDA	593

Point Distribution (%)

Freshmen	252 (9.5%)
Sophomores	12 (0.5%)
Juniors	1,044 (39.5%)
Senior	1,334 (50.5%)
TOTAL	2,642 pts

Technical Fouls

Opponents	2
FLORIDA	2

Technical Foul Free Throws

Opponents	4-4
FLORIDA	2-4

Jump Balls Controlled

Opponents	15
FLORIDA	22

First-Half Timeouts Called

Opponents	47
FLORIDA	38

3-Second Violation

Opponents	2
FLORIDA	3

Shot Clock Expired

Opponents	32
FLORIDA	6

5-Second Violation (inbounds)

Opponents	0
FLORIDA	1

5-Second Violation (guarding)

Opponents	0
FLORIDA	1

10-Second Violation

Opponents	2
FLORIDA	1

Backcourt Violation

Opponents	0
FLORIDA	2

Florida's First Sub*

*(Includes all when multiple players enter)

Will Yeguete	17
Casey Prather	12
Michael Frazier II	6
Scottie Wilbekin	3
Erik Murphy	2
Braxton Ogbueze	1
DeVon Walker	1

Scored UF's First Points

Erik Murphy	10
Mike Rosario	7
Scottie Wilbekin	7
Patric Young	7
Kenny Boynton	3
Will Yeguete	2
Casey Prather	1

How Scored UF's First Points

Jump Shot	12
Lay-Up	11
3-Pointer	7
Free Throw	5
Dunk	2

Three-Point Plays

	Season	Career
Kenny Boynton	10-12	34-42
Mike Rosario	6-6	8-10
Patric Young	6-12	17-30
Erik Murphy	3-4	9-11
Will Yeguete	3-5	5-10
Casey Prather	3-7	3-7
Scottie Wilbekin	2-2	3-3
TOTALS	33-48	79-113

Four-Point Plays

	Season	Career
Kenny Boynton	1-1	13-15
Mike Rosario	1-1	1-1
Scottie Wilbekin	0-0	0-1
TOTALS	2-2	14-17

Final Three Minutes/OT From Line

	Season	Career
Scottie Wilbekin	17-24	24-37
Kenny Boynton	12-15	75-98
Michael Frazier II	7-8	7-8
Patric Young	7-13	20-32
DeVon Walker	5-6	5-6
Braxton Ogbueze	3-5	3-5
Mike Rosario	2-4	6-8
Jacob Kurtz	1-2	3-4
DeVon Walker	1-2	1-2
Casey Prather	1-2	3-8
Will Yeguete	1-6	4-17
Erik Murphy	0-0	6-6
TEAM TOTALS	57-87	157-231

Consecutive Games Played Without Fouling Out

Kenny Boynton	111
Will Yeguete	88
Mike Rosario	67
Michael Frazier II	36
DeVon Walker	25
Jacob Kurtz	24
Dillon Graham	23
Braxton Ogbueze	23
Patric Young	16
Casey Prather	8
Erik Murphy	2

Consecutive Games With a 3-pointer - Team
 Current: 725 (at UK, 1/11/92)
 Opponents: 485 (FAMU, 12/04/99)

Consecutive Games With a 3-pointer - Player
 Kenny Boynton 1
 Dillon Graham 1

Double Figures Chart

Players in DF	1	2	3	4	5	6	7	8+
No. of Games	0	4	17	13	2	1	0	0

Runs

8-0.....	22	15-0.....	3
9-0.....	21	16-0.....	2
10-0.....	8	17-0.....	0
11-0.....	9	18-0.....	1
12-0.....	1	19-0.....	0
13-0.....	5	20-0.....	0
14-0.....	0	21-0+.....	2

2012-13 Starting Lineups and Record

Boynton, Murphy, Rosario, Wilbekin, Young 17-7
 Boynton, Murphy, Rosario, Yeguete, Young 6-1
 Boynton, Rosario, Wilbekin, Yeguete, Young 2-0
 Boynton, Murphy, Rosario, Frazier, Young 1-0
 Boynton, Murphy, Rosario, Wilbekin, Yeguete 1-0
 Boynton, Murphy, Prather, Wilbekin, Young 1-0
 Boynton, Prather, Rosario, Wilbekin, Young 1-0

Consecutive Games Played

Boynton 145; Young 111; Wilbekin 35;
 Murphy 25; Rosario 23; Prather 19; Frazier 10;
 Yeguete 10; Graham 1; Kurtz 1; Ogbueze 1; Walker 1

Consecutive Starts

Boynton 43; Young 31; Murphy 23; Rosario 22;
 Wilbekin 15

Consecutive Games Scored

Boynton 103; Young 79; Wilbekin 35; Rosario 23;
 Prather 16; Yeguete 9; Graham 1; Ogbueze 1

Consecutive Games with a Steal

Yeguete 5; Boynton 1; Frazier 1; Wilbekin 1

Consecutive Made Free Throws

	Active Streak	Season High
Scottie Wilbekin	5	11
Erik Murphy	5	10
Casey Prather	4	7
Michael Frazier II	3	19
Braxton Ogbueze	2	2
Kenny Boynton	1	16
Mike Rosario	1	15
DeVon Walker	1	6
Jacob Kurtz	1	1
Will Yeguete	0	8
Patric Young	0	6

Scoring Margin

Largest Lead: 57 vs Alabama State (1/11/12)
 Largest Deficit: 27 at Arkansas (2/5/13)
 Largest Deficit Overcome: 11 vs FGCU (3/29/13)
 Largest Lead Lost: 14 vs. Ole Miss (3/17/13)

FLORIDA'S RECORD WHEN (UNDER DONOVAN)

Controlling the Tip.....	17-5 (242-83)
Scoring First.....	23-4 (254-79)
Leading at Half.....	27-3 (337-44)
Trailing at Half.....	2-4 (60-115)
Tied at Half.....	0-1 (13-7)
Leading with 5:00 Left.....	29-3 (379-28)
Trailing with 5:00 Left.....	0-5 (16-127)
Tied with 5:00 Left.....	0-0 (11-8)
In Overtime.....	0-0 (15-15)

When UF Outrebounds Opponent.....	22-2 (278-62)
When UF is Outrebounded.....	6-6 (113-95)
When Rebounds are the Same.....	1-0 (20-9)
When UF Commits More Turnovers.....	4-4 (125-106)
When UF Forces More Turnovers.....	23-4 (261-48)
When Turnovers are the Same.....	2-0 (24-11)
When UF Has More Free Throw Attempts.....	18-2 (290-52)
When Opponent Has More Free Throw Attempts.....	10-6 (102-108)
When Free Throw Attempts are the Same.....	1-0 (17-4)

When UF Shoots 50% or Better from the Field.....	14-0 (201-20)
When UF Shoots Less Than 50% from the Field.....	15-8 (210-145)
When Opponent Shoots 50% or Better from the Field.....	0-0 (22-59)
When Opponent Shoots Less Than 50% from the Field.....	29-8 (390-104)
When UF Shoots Better Than Opponent from the Field.....	26-2 (349-46)
When Opponent Shoots Better Than UF from the Field.....	3-5 (59-115)

When UF Shoots 40% or Better from 3-Point Range.....	13-1 (205-37)
When UF Shoots Less Than 40% from 3-Point Range.....	16-7 (203-127)
When UF Shoots Better Than Opponent from 3-Point Range.....	19-4 (284-51)
When UF Shoots 80% or Better from the Line.....	8-1 (91-29)
When UF Shoots Less Than 80% from the Line.....	21-7 (316-135)

When UF Bench Outscores Opponent.....	12-4 (252-81)
When Opponent Bench Outscores UF.....	17-3 (148-77)
When Bench Scoring is the Same.....	0-1 (11-7)
Following a UF win.....	21-8 (294-112)
Following a UF loss.....	7-0 (100-52)

When 3 or More Players Score in Double Figures.....	28-5 (341-108)
When 4 or More Players Score in Double Figures.....	15-1 (226-45)
When 5 or More Players Score in Double Figures.....	3-0 (90-7)

In White Uniforms.....	23-2 (300-59)
In Blue Uniforms.....	6-4 (87-86)
In Black Uniforms.....	0-0 (14-12)
In Orange Uniforms.....	0-2 (5-5)
In Platinum (Gray) Uniforms.....	0-0 (0-1)

In November.....	6-0	On Monday.....	0-0
In December.....	3-2	On Tuesday.....	2-3
In January.....	8-0	On Wednesday.....	7-0
In February.....	5-3	On Thursday.....	2-0
In March.....	7-3	On Friday.....	4-0
In April.....	0-0	On Saturday.....	10-3
		On Sunday.....	4-2

Margin	1	2	3	4	5	6	7	8	9	10	11	12	13	14	15	16	17	18	19	20	21+	Avg. (Total)
Wins	0	0	0	0	0	0	0	0	0	1	0	2	1	2	0	0	4	2	0	0	17	23.6 (684)
Losses	1	0	2	1	0	2	0	0	0	0	1	0	0	0	0	0	0	0	0	1	0	6.8 (54)

THE LAST TIME...

INDIVIDUAL PERFORMANCES

20 Points: Mike Rosario, NCAA Tournament vs. Minnesota, 3/24/13 (25)
25 Points: Mike Rosario, NCAA Tournament vs. Minnesota, 3/24/13 (25)
30 Points: Erving Walker, at Arkansas, 2/18/12 (31)
35 Points: Joakim Noah, vs. Georgia, 3/1/06 (37)
40 Points: Eugene McDowell, vs. Biscayne, 12/21/82 (40)
50 Points: Tony Miller, vs. Chicago State, 2/29/72 (54)

10 Rebounds: Erik Murphy, SEC Tournament vs. LSU, 3/15/13 (12)
15 Rebounds: Alex Tyus, NCAA Tournament vs. BYU, 3/24/11 (17)
20 Rebounds: Andrew DeClercq, vs. Kentucky, 1/18/94 (20)
25 Rebounds: Neal Walk, vs. Georgia, 3/1/69 (25)
30 Rebounds: Neal Walk, vs. Alabama, 1/27/68 (31)

10 Assists: Scottie Wilbekin, at Auburn, 2/16/13 (10)
12 Assists: Nick Calathes, at Georgia, 2/14/09, (13)
15 Assists: Jason Williams, vs. Duquesne, 12/3/97 (17)

Made 10 Field Goals: Erik Murphy, SEC Tournament vs. LSU, 3/15/13 (11-15)
Made 12 Field Goals: Patric Young, vs. Arizona, 12/7/11 (12-15)

Attempted 15 Field Goals: Erik Murphy, SEC Tournament vs. LSU, 3/15/13 (11-15)
Attempted 20 Field Goals: Anthony Roberson, vs. Tennessee, 1/19/05 (9-26)
Attempted 25 Field Goals: Anthony Roberson, vs. Tennessee, 1/19/05 (9-26)

Made 6 3-Pointers: Mike Rosario, NCAA Tournament vs. Minnesota, 3/24/13 (6-9)
Made 7 3-Pointers: Kenny Boynton, at Yale, 1/6/13 (8-10)
Made 8 3-Pointers: Kenny Boynton, at Yale, 1/6/13 (8-10)

Attempted 10 3-Pointers: Kenny Boynton, at Yale, 1/6/13 (8-10)
Attempted 15 3-Pointers: Anthony Roberson, vs. Tennessee, 1/19/05 (5-18)

Made 10 Free Throws: Kenny Boynton, vs. Arkansas, 2/18/12 (10-11)
Made 15 Free Throws: Joakim Noah, vs. Georgia, 3/1/06 (19-22)

Attempted 15 Free Throws: Erving Walker, vs. Auburn, 2/18/10 (14-16)
Attempted 20 Free Throws: Joakim Noah, vs. Georgia, 3/1/06 (19-22)

5 Blocks: Patric Young, vs. Savannah St., 11/20/12 (6)
6 Blocks: Patric Young, vs. Savannah St., 11/20/12 (6)
7 Blocks: Al Horford, vs. Ole Miss, 2/16/05 (7)

5 Steals: Scottie Wilbekin, at FSU, 12/5/12 (5)
6 Steals: Dan Werner, vs. Georgia, 2/9/08 (7)
7 Steals: Dan Werner, vs. Georgia, 2/9/08 (7)

Double-Double: Erik Murphy, SEC Tournament vs. LSU, 3/15/13 (27 points and 12 rebounds)

TEAM PERFORMANCES

100 Points: 107, vs. Jacksonville, 11/25/11
105 Points: 107, vs. Jacksonville, 11/25/11
110 Points: 112, NCAA Tournament vs. Jackson State, 3/16/07
120 Points: 125, vs. FAMU, 12/10/00
130 Points: 131, vs. New Hampshire, 11/29/99

50 Rebounds: 53, at LSU, 1/12/13
55 Rebounds: 62, NCAA Tournament vs. Jackson State, 3/16/07
60 Rebounds: 62, NCAA Tournament vs. Jackson State, 3/16/07

Made 40 Field Goals: 42-73, vs. North Carolina A&T, 11/18/10
Made 45 Field Goals: 46-81, vs. New Hampshire, 11/29/99

Attempted 75 Field Goals: 39-76, vs. Jackson State, 11/11/11
Attempted 80 Field Goals: 39-83, vs. FAU, 11/27/00

Made 10 3-Pointers: 10-20, NCAA Tournament vs. Minnesota, 3/24/13
Made 12 3-Pointers: 15-30, at Auburn, 2/16/13
Made 15 3-Pointers: 15-30, at Auburn, 2/16/13
Made 18 3-Pointers: 18-35, vs. Robert Morris, 12/30/96

Attempted 25 3-Pointers: 11-31, SEC Tournament vs. Ole Miss, 3/17/13
Attempted 30 3-Pointers: 11-31, SEC Tournament vs. Ole Miss, 3/17/13
Attempted 35 3-Pointers: 14-35, vs. Stetson, 11/28/11

Made 30 Free Throws: 32-40, vs. Auburn, 2/18/10
Made 35 Free Throws: 35-39, vs. Vanderbilt, 2/7/04
Made 40 Free Throws: 40-50, vs. Morehead State, 12/22/98

Attempted 40 Free Throws: 32-40, vs. Auburn, 2/18/10

Attempted 45 Free Throws: 33-45, vs. Florida State, 11/25/05

Attempted 50 Free Throws: 40-50, vs. Morehead State, 12/22/98

25 Assists: 25, at Auburn, 2/16/13
30 Assists: 32, vs. Northeastern, 12/22/03

10 Steals: 11, NCAA Tournament, vs. FGCU, 3/29/13

15 Steals: 16, vs. North Carolina A&T, 11/18/10
20 Steals: 22, vs. VMI, 12/28/99
25 Steals: 25, vs. Morehead State, 12/22/98

10 Blocks: 12, vs. FAMU, 12/17/06

Had 5 Players with 10 Points: 5 players, vs. Kentucky, 2/12/13; Scottie Wilbekin (14); Casey Prather (12); Mike Rosario (12); Patric Young (12); Erik Murphy (10)

Had 6 or More Players with 10 Points: 6 players, vs. Marquette, 11/29/12; Michael Frazier II (17), Casey Prather (11), Mike Rosario (11), Will Yeguete (11), Erik Murphy (10), Patric Young (10)

Had 2 Players with 20 Points: SEC Tournament vs. Kentucky, 3/10/12; Erik Murphy (24), Bradley Beal (20)

Had 3 Players with 20 Points: at Arkansas, 2/18/12; Erving Walker (31), Kenny Boynton (25), Bradley Beal (21)

Had 2 Players with 25 Points: at Arkansas, 2/18/12; Erving Walker (31), Kenny Boynton (25)

Had 2 Players with 10 Rebounds: at Georgia, 2/25/12; Bradley Beal (12), Patric Young (11)

Had 2 Players with a Double-Double: vs. Jacksonville, 12/20/10; Vernon Macklin (13 points and 10 rebounds), Alex Tyus (10 points and 11 rebounds)

Overcame a 10-Point Halftime Deficit: 1/26/12, at Ole Miss; Trailed 38-28 at half & won, 64-60

Won on a Buzzer-Beater: 1/23/10, vs. South Carolina, Chandler Parsons 3-Pointer to win, 56-55.

2012-13 RECAPS

Florida 84, Alabama State 35

November 11, 2012 • Stephen C. O'Connell Center • Gainesville, Fla.

Four of Florida's starting five recorded double figures in the season opener. Senior guard Kenny Boynton led the way for the Gators scoring 22 points and added five assists and no turnovers at the point. Also scoring in double figures were forward Erik Murphy (15), guard Mike Rosario (14) and center Patric Young (12). Florida stifled Alabama St. out of the gate, holding them to only nine points in the first half which is the fewest points allowed by Florida in a half in the shot clock era.

Alabama State	FG-A	3FG-A	FT-A	REB	PF	AT	TO	BK	ST	MN	TP
F-Page	0-3	0-0	0-0	0-5-5	2	0	3	1	1	34	0
F-Brown, S.	0-4	0-2	0-0	1-1-2	3	0	1	0	1	16	0
C-Neal	1-3	0-0	0-0	0-0-0	0	0	0	0	0	13	2
G-Freelove	5-13	2-6	0-0	0-1-1	4	1	3	0	0	27	12
G-Waters	0-1	0-0	2-2	0-4-4	1	2	2	0	2	18	2
Mason	1-7	0-0	0-0	3-1-4	0	0	3	0	1	13	2
Brown, B.	5-14	2-7	2-4	2-4-6	1	0	2	1	0	29	14
Miller	0-0	0-0	0-0	1-0-1	0	0	0	0	0	4	0
Price	0-1	0-1	1-2	1-0-1	0	5	0	0	0	12	1
Green	0-3	0-2	0-0	0-0-0	2	0	2	0	1	7	0
Key	0-5	0-2	0-0	0-2-2	2	0	1	0	1	14	0
Coleman	0-2	0-0	2-2	0-1-1	5	0	0	0	1	13	2
Team				2-1-3			2			Deadball Reb: 2,1	
Totals	12-56 (.214)	4-20 (.200)	7-10 (.700)	10-20-30	20	8	19	2	8	200	35
First Half - FG: 2-25 (.080), 3-FG: 1-9 (.111), FT: 4-4 (1.000)											

Florida	FG-A	3FG-A	FT-A	REB	PF	AT	TO	BK	ST	MN	TP
F-Yeguede	1-3	0-0	1-2	1-6-7	1	5	3	0	2	24	3
F-Murphy	5-10	3-6	2-2	1-2-3	1	3	0	1	2	19	15
C-Young	5-9	0-0	2-4	5-7-12	0	2	4	2	1	25	12
G-Boynton	8-10	4-4	2-3	3-3-6	0	5	0	0	0	22	22
G-Rosario	4-7	0-2	6-7	1-1-2	1	2	1	0	3	23	14
Kurtz	0-0	0-0	1-2	0-0-0	1	0	0	0	0	4	1
Ogbueze	3-8	1-3	0-2	0-4-4	2	0	2	0	0	23	7
Graham	1-2	0-1	0-0	0-2-2	1	0	0	0	1	18	2
Frazier	0-6	0-6	3-4	1-5-6	1	1	2	0	1	20	3
Walker	1-4	0-2	3-4	1-3-4	0	0	0	1	0	22	5
Team				2-2-4						Deadball Reb: 5	
Totals	28-59 (.475)	8-24 (.333)	20-30 (.667)	15-35-50	8	18	12	4	10	200	84
First Half - FG: 18-30 (.600), 3-FG: 4-10 (.400), FT: 7-11 (.636)											

Linescore	1st	2nd	Final	Attendance: 8,047
Alabama State	9	26	35	Technical: None
Florida	47	37	84	Technical: None

Florida 66, Middle Tennessee 45

November 18, 2012 • Tampa Bay Times Forum • Tampa, Fla.

After a close first half, the Gators pulled away in the second to defeat the Blue Raiders. Senior guard Kenny Boynton was a big part of that, as he scored 18 of his 20 points in the second half. Boynton hit his stride late as he connected on several long 3-pointers to extend Florida's lead to double figures. Junior forward Will Yeguede had one of his best games as a Gator, leading the team with 13 rebounds and 11 points to finish with his second career double-double.

Middle Tenn.	FG-A	3FG-A	FT-A	REB	PF	AT	TO	BK	ST	MN	TP
F-Jones, S.	4-7	0-0	2-4	2-1-3	4	0	0	1	0	21	8
F-Sulton	3-6	0-1	2-2	3-2-5	4	0	3	0	0	27	8
G-Massey	0-6	0-0	0-0	0-3-3	2	2	2	0	1	27	0
G-Cintron	0-2	0-0	0-0	0-1-1	1	1	0	0	1	20	0
G-Hammonds	0-5	0-3	1-2	0-1-1	2	1	0	0	0	22	1
Hunter	2-6	0-1	0-0	2-1-3	5	0	1	0	0	16	4
Gallman	2-3	2-2	0-0	1-2-3	0	1	0	0	0	17	6
Knight, T.	1-1	0-0	0-0	0-0-0	3	5	1	0	1	15	2
Knight, M.	3-12	0-1	6-7	2-3-5	2	1	2	0	0	26	12
Walker	1-2	0-0	0-0	0-0-0	0	0	1	0	0	1	2
Jones, J.	0-0	0-0	0-1	0-1-1	1	0	2	0	0	8	0
Team				5-4-9			3			Deadball Reb: 2,1	
Totals	16-50 (.320)	2-10 (.200)	11-16 (.688)	15-19-34	24	11	15	1	3	200	45
First Half - FG: 9-24 (.375), 3-FG: 2-6 (.333), FT: 6-8 (.750)											

Florida	FG-A	3FG-A	FT-A	REB	PF	AT	TO	BK	ST	MN	TP
F-Yeguede	4-6	1-2	2-6	5-8-13	3	1	0	0	1	33	11
F-Murphy	2-4	1-3	1-2	0-2-2	3	3	0	0	0	28	6
C-Young	2-4	0-0	5-11	1-1-2	4	1	2	3	0	24	9
G-Boynton	5-12	3-7	7-7	1-3-4	1	2	2	0	2	34	20
G-Rosario	4-9	1-5	0-1	1-0-1	1	3	3	0	0	32	9
Kurtz	0-0	0-0	0-0	0-0-0	0	0	0	0	0	1	0
Wilbekin	3-6	0-1	2-2	1-2-3	1	3	2	0	2	23	8
Ogbueze	0-1	0-0	0-0	0-0-0	0	1	1	0	0	6	0
Graham	0-0	0-0	0-0	0-0-0	0	0	0	0	0	4	0
Frazier	1-3	1-3	0-0	0-2-2	1	0	0	0	0	12	3
Walker	0-0	0-0	0-0	0-0-0	1	0	0	0	0	3	0
Team				1-4-5						Deadball Reb: 6	
Totals	21-45 (.467)	7-21 (.333)	17-29 (.586)	10-22-32	15	14	10	3	5	200	66
First Half - FG: 11-28 (.393), 3-FG: 4-15 (.267), FT: 3-5 (.600)											

Linescore	1st	2nd	Final	Attendance: 7,161
Middle Tenn.	26	19	45	Technical: None
Florida	29	37	66	Technical: None

Florida 74, Wisconsin 56

November 14, 2012 • Stephen C. O'Connell Center • Gainesville, Fla.

Junior forward Erik Murphy proved his versatility as he tied his career high of 24 points, going 10-10 from the field (10-10) and the free-throw line (2-2) in the Gators 74-56 win over Wisconsin. Also scoring in double figures were redshirt senior Mike Rosario (15) and senior Kenny Boynton (10). Rosario added four assists and four rebounds on the night and shot a perfect 4-4 from the free-throw line. The Gators came out of the gate strong with a 9-0 run and held Wisconsin without a basket until 14:51 in the first half. Florida outrebounded the Badgers 40-21 as Murphy and junior Will Yeguede each grabbed eight apiece. Of the 40 rebounds, 31 were off the defensive boards. The Gators had a solid shooting night as they were 61.9 percent from the floor and 80 percent from the free-throw line, connecting on 16-of-20.

Wisconsin	FG-A	3FG-A	FT-A	REB	PF	AT	TO	BK	ST	MN	TP
F-Berggren	4-9	1-2	2-4	3-3-6	1	2	0	1	2	29	11
F-Kaminsky	1-3	0-1	2-2	3-0-3	2	0	0	0	1	13	4
G-Brust	2-9	1-2	1-2	0-2-2	1	2	1	0	2	26	6
G-Marshall	1-5	1-5	0-0	1-2-3	2	2	1	0	1	29	3
G-Evans	3-11	1-3	0-0	1-0-1	3	0	2	0	3	30	7
Jackson	3-5	2-4	0-0	0-0-0	4	3	2	0	1	19	8
Dekker	4-8	1-3	2-4	2-1-3	1	3	1	0	1	20	11
Bruesewitz	2-6	0-3	0-2	0-1-1	4	0	2	0	0	23	4
Showalter	1-3	0-1	0-0	2-0-2	0	0	1	0	0	8	2
Bohannon	0-0	0-0	0-0	0-0-0	0	0	0	0	0	3	0
Team				0-0-0						Deadball Reb: 2	
Totals	21-59 (.356)	7-24 (.292)	7-14 (.500)	12-9-21	18	12	10	1	11	200	56
First Half - FG: 12-30 (.400), 3-FG: 5-14 (.357), FT: 2-6 (.333)											

Florida	FG-A	3FG-A	FT-A	REB	PF	AT	TO	BK	ST	MN	TP
F-Yeguede	2-4	0-0	5-8	3-5-8	2	0	4	0	0	32	9
F-Murphy	10-10	2-2	2-2	4-4-8	4	0	1	1	1	33	24
C-Young	3-5	0-0	2-2	1-6-7	4	0	5	1	0	29	8
G-Boynton	3-9	1-5	3-4	0-6-6	0	3	3	0	0	37	10
G-Rosario	5-11	1-3	4-4	1-3-4	1	4	4	0	0	39	15
Ogbueze	0-0	0-0	0-0	0-1-1	1	0	0	0	0	3	0
Graham	0-0	0-0	0-0	0-0-0	1	1	0	0	0	5	0
Frazier	3-3	2-2	0-0	0-5-5	2	1	3	0	1	19	8
Walker	0-0	0-0	0-0	0-0-0	0	0	0	0	0	3	0
Team				0-1-1						Deadball Reb: 2	
Totals	26-42 (.619)	6-12 (.500)	16-20 (.800)	9-31-40	15	9	20	2	2	200	74
First Half - FG: 18-24 (.750), 3-FG: 6-10 (.600), FT: 1-1 (1.000)											

Linescore	1st	2nd	Final	Attendance: 9,614
Wisconsin	31	25	56	Technical: None
Florida	43	31	74	Technical: None

Florida 58, Savannah State 40

November 20, 2012 • Stephen C. O'Connell Center • Gainesville, Fla.

The Gators tough defense set the tone against Savannah State. Florida forced a season-high 20 turnovers, including 11 steals, and added nine blocks to defeat the Tigers. Junior center Patric Young had his best game of the season, tallying his second double-double of the season and sixth of his career. Young finished the game with a team-leading 13 points and 11 rebounds. He also recorded a career-high six blocks on the night for the Gators. Redshirt senior Mike Rosario also had 13 points and junior Erik Murphy added 10.

Savannah State	FG-A	3FG-A	FT-A	REB	PF	AT	TO	BK	ST	MN	TP
F-Hassan	5-12	0-0	1-2	3-5-8	4	2	5	0	1	29	11
F-Smith, J.	0-0	0-0	0-0	1-3-4	3	0	1	2	0	18	0
G-Blackman	1-9	1-3	0-0	0-2-2	0	1	4	0	1	31	3
G-Smith, C.	5-8	0-0	1-1	2-4-6	1	1	2	0	1	28	11
G-Wilson	0-3	0-0	0-1	0-0-0	2	1	2	0	1	24	0
Burger	0-2	0-0	0-0	0-0-0	0	0	0	0	0	10	0
White	1-2	0-0	1-2	0-0-0	4	0	2	0	0	13	3
Hendley	1-2	1-1	0-0	1-0-1	2	0	1	0	0	7	3
Williams	0-1	0-0	0-0	0-0-0	0	0	1	0	0	11	0
Spears	0-0	0-0	0-0	0-0-0	1	0	0	0	0	2	0
Louis	3-7	0-0	3-4	3-8-11	4	1	2	0	1	27	9
Team				2-1-3						Deadball Reb: 2	
Totals	16-46 (.348)	2-4 (.500)	6-10 (.600)	12-23-35	21	6	20	2	5	200	40
First Half - FG: 8-25 (.320), 3-FG: 1-3 (.333), FT: 1-2 (.500)											

Florida	FG-A	3FG-A	FT-A	REB	PF	AT	TO	BK	ST	MN	TP
F-Yeguede	2-2	0-0	3-5	2-4-6	4	0	5	0	2	28	7
F-Murphy	3-10	2-5	2-4	3-2-5	3	1	1	1	2	32	10
C-Young	5-10	0-0	3-6	4-7-11	1	0	1	6	1	31	13
G-Boynton	1-6	1-4	2-2	1-0-1	2	1	3	1	0	24	5
G-Rosario	4-10	2-4	3-3	1-1-2	0	3	1	0	2	31	13
Kurtz	0-0	0-0	0-0	0-0-0	0	0	0	0	0	1	0
Wilbekin	1-4	1-1	1-2	1-2-3	0	2	0	0	3	25	4
Ogbueze	1-3	0-0	1-2	1-2-3	0	0	1	0	1	13	3
Graham	0-0	0-0	0-0	0-0-0	0	0	0	1	0	2	0
Frazier	0-1	0-									

2012-13 RECAPS

Florida 79, UCF 66

November 23, 2012 • Stephen C. O'Connell Center • Gainesville, Fla.

The Florida point guards controlled the game versus UCF. Senior guard Kenny Boynton recorded his third game of 20+ points in the 2012-13 season. He had 24 points and added a team- and career-high eight rebounds. Junior guard Scottie Wilbekin was solid all around, with a career-high 17 points, five rebounds and eight assists. Florida's junior center Patric Young also scored in double digits, tallying 10 points and five rebounds. UCF scored the first five points, but the Gators countered with a 24-7 run to take a lead they would never relinquish. Florida forced 19 turnovers, making it the fifth straight game they have caused 10 or more turnovers. UF's bench scored 28 points to UCF's 0 and thad 38 points in the paint while holding the Knights to 18.

UCF	FG-A	3FG-A	FT-A	REB	PF	AT	TO	BK	ST	MN	TP
F-Spurlock	4-9	2-3	4-4	1-2-3	1	4	1	0	0	39	14
F-Wilson	6-11	5-6	3-4	0-1-1	3	0	2	0	1	29	20
F-Clanton	4-9	1-4	2-3	2-3-5	3	4	4	0	2	40	11
G-Sykes	5-10	0-0	2-3	2-7-9	1	6	8	1	0	38	12
G-Walker	3-6	3-6	0-0	0-2-2	5	0	1	0	0	34	9
Horodyski	0-0	0-0	0-0	0-0-0	0	0	0	0	0	1	0
Days	0-1	0-1	0-0	0-5-5	0	0	1	0	1	11	0
Karell	0-0	0-0	0-0	0-1-1	0	0	0	0	1	3	0
Blair	0-1	0-0	0-0	0-0-0	1	0	1	0	0	5	0
Team				0-1-1						1	Deadball Reb: 1
Totals	22-47 (.468)	11-20 (.550)	11-14 (.786)	5-22-27	14	14	19	1	5	200	66
First Half - FG: 10-26 (.385), 3-FG: 3-10 (.300), FT: 1-1 (1.000)											

Florida	FG-A	3FG-A	FT-A	REB	PF	AT	TO	BK	ST	MN	TP
F-Yeguate	2-4	0-0	0-1	1-4-5	2	4	1	1	1	24	4
F-Murphy	4-10	1-6	0-0	3-1-4	2	1	0	0	0	27	9
C-Young	4-8	0-0	2-3	3-2-5	1	1	1	0	2	29	10
G-Boynton	7-15	4-9	6-6	0-8-8	2	1	1	0	0	32	24
G-Rosario	2-9	0-4	0-0	1-2-3	1	1	3	0	0	20	4
Wilbekin	6-12	4-9	1-2	4-1-5	3	8	2	0	3	32	17
Ogbueze	0-0	0-0	0-0	0-0-0	0	0	0	0	0	2	0
Frazier	1-7	1-5	0-0	0-1-1	2	0	1	0	4	19	3
Prather	3-3	0-0	2-2	3-1-4	1	1	0	1	0	13	8
Walker	0-0	0-0	0-0	1-0-1	0	0	0	0	0	2	0
Team				3-2-5						1	Deadball Reb: 1
Totals	29-68 (.426)	10-33 (.303)	11-14 (.786)	19-22-41	14	17	9	2	10	200	79
First Half - FG: 18-41 (.439), 3-FG: 6-19 (.316), FT: 0-0 (0.000)											

Linescore	1st	2nd	Final	Attendance: 10,195
UCF	24	42	66	Technical: None
Florida	42	37	79	

Florida 72, Florida State 47

December 5, 2012 • Tucker Center • Tallahassee, Fla.

Four Gators scored in double figures as UF defeated in-state rival Florida State in Tallahassee to improve to 7-0 on the season; it marked Florida's first road game of the season not hosted at a neutral site. Guards Kenny Boynton and Mike Rosario each scored a game-high 14 points, while Michael Frazier added 12 off the bench and Patric Young netted 10. In another solid defensive performance, the Gators capitalized by scoring 32 points off of 22 turnovers. Florida struck first, on a jump shot by Scottie Wilbekin, and never relinquished the lead - the fifth time they have accomplished that feat this season.

Florida	FG-A	3FG-A	FT-A	REB	PF	AT	TO	BK	ST	MN	TP
F-Yeguate	1-3	0-0	4-5	2-4-6	2	2	2	1	2	27	6
C-Young	5-7	0-0	0-3	4-4-8	0	1	1	1	1	27	10
G-Boynton	4-12	1-8	5-5	0-4-4	0	1	1	0	3	31	14
G-Rosario	6-10	2-4	0-0	0-1-1	2	2	2	0	2	26	14
G-Wilbekin	2-5	1-3	0-0	1-1-2	2	5	3	0	5	31	5
Kurtz	0-0	0-0	0-0	0-0-0	0	0	0	0	0	1	0
Ogbueze	0-1	0-0	0-0	0-0-0	0	0	0	0	0	3	0
Graham	0-0	0-0	0-0	0-0-0	0	0	0	0	0	3	0
Frazier	4-5	2-3	2-2	1-1-2	3	1	1	0	0	17	12
Prather	1-4	0-1	0-0	2-1-3	4	2	2	0	1	11	2
Walker	0-2	0-1	0-0	0-0-0	0	0	0	0	0	5	0
Murphy	4-6	1-3	0-0	3-4-7	4	1	3	0	0	18	9
Team				0-1-1						2	Deadball Reb: 2
Totals	27-55 (.491)	7-23 (.304)	11-15 (.733)	13-21-34	17	15	15	2	14	200	72
First Half - FG: 13-27 (.481), 3-FG: 2-11 (.182), FT: 7-9 (.778)											

Florida State	FG-A	3FG-A	FT-A	REB	PF	AT	TO	BK	ST	MN	TP
F-White	2-8	1-3	4-4	5-1-6	2	0	3	0	0	30	9
C-Turpin	1-1	0-0	1-2	0-1-1	0	0	1	0	1	7	3
G-Brandon	0-1	0-1	0-0	0-0-0	0	0	3	0	0	16	0
G-Snaer	3-8	2-6	2-2	2-3-5	2	4	3	0	0	36	10
G-Whisnant	0-2	0-2	0-0	1-0-1	0	0	0	0	0	15	0
Bookert	4-8	1-2	0-0	1-4-5	3	2	4	0	0	24	9
Shannon	2-9	0-0	0-0	0-3-3	4	0	4	0	0	30	4
Gilchrist	1-1	0-0	0-2	0-0-0	1	0	0	0	2	8	2
Bojanovsky	0-0	0-0	0-0	1-0-1	0	0	0	0	1	2	0
Thomas	2-4	1-2	0-0	0-3-3	1	1	1	0	0	10	5
Miller	1-4	1-3	2-2	0-1-1	2	0	3	0	1	22	5
Team										2	Deadball Reb: 2
Totals	16-46 (.348)	6-19 (.316)	9-12 (.750)	10-16-26	15	7	22	0	5	200	47
First Half - FG: 5-20 (.250), 3-FG: 2-9 (.222), FT: 3-6 (.500)											

Linescore	1st	2nd	Final	Attendance: 10,593
Florida	35	37	72	Technical: None
Florida State	15	32	47	

Florida 82, Marquette 49

November 29, 2012 • Stephen C. O'Connell Center • Gainesville, Fla.

Freshman Michael Frazier II provided a spark for the Gators off the bench as he went 6-9 from the field for a career-high 17 points to lead the team. Florida was able to spread the ball around as five other Gators scored in double figures - Yeguate, Rosario and Prather had 11 points each and Murphy and Young both scored 10. Young led the team in rebounds (10) and recorded his seventh career double-double.

Marquette	FG-A	3FG-A	FT-A	REB	PF	AT	TO	BK	ST	MN	TP
C-Ofule	0-1	0-0	0-0	0-1-1	1	1	0	0	0	18	0
G-J. Wilson	1-8	0-2	1-2	2-4-6	2	1	5	0	0	26	3
G-Cadogan	1-4	0-1	0-0	0-1-1	2	2	2	0	0	18	2
G-Blue	8-14	2-5	2-4	0-4-4	4	2	3	0	0	32	20
G-Lockett	2-7	0-1	1-3	2-2-4	2	2	0	0	0	24	5
Ferguson	0-1	0-0	0-0	0-0-0	0	0	1	0	0	3	0
Anderson	0-1	0-0	0-0	1-0-1	1	1	0	0	0	7	0
D. Wilson	3-5	0-0	0-0	0-2-2	1	2	1	0	2	22	6
Thomas	1-3	1-2	0-0	0-0-0	1	1	0	0	0	22	3
Taylor	2-3	0-1	0-0	1-0-1	0	0	1	0	0	9	4
Gardner	3-4	0-0	0-0	0-1-1	1	0	1	0	0	19	6
Team				1-1-2						4	Deadball Reb: 4
Totals	21-51 (.412)	3-12 (.250)	4-9 (.444)	7-16-23	15	12	14	0	2	200	49
First Half - FG: 11-29 (.379), 3-FG: 1-5 (.200), FT: 1-2 (.500)											

Florida	FG-A	3FG-A	FT-A	REB	PF	AT	TO	BK	ST	MN	TP
F-Yeguate	5-6	0-1	1-2	3-4-7	2	0	0	1	1	25	11
F-Murphy	4-7	2-3	0-0	1-2-3	2	0	0	1	0	17	10
G-Boynton	2-11	0-5	2-3	0-0-0	0	5	1	0	0	34	6
G-Rosario	2-6	1-4	6-6	0-3-3	2	2	3	0	1	32	11
G-Wilbekin	2-6	0-2	0-0	1-1-2	1	4	0	0	0	27	4
Kurtz	0-0	0-0	0-0	0-0-0	0	0	0	0	0	2	0
Young	3-6	0-0	4-5	6-4-10	1	3	2	3	2	22	10
Ogbueze	0-0	0-0	0-0	0-1-1	0	0	0	0	0	1	0
Graham	0-0	0-0	0-0	0-0-0	0	0	1	0	0	1	0
Frazier	6-9	5-8	0-0	0-2-2	1	1	0	0	0	22	17
Prather	4-4	1-1	2-2	2-1-3	0	1	1	0	1	16	11
Walker	0-0	0-0	2-2	0-1-1	0	0	0	0	0	1	2
Team				0-5-5						1	Deadball Reb: 1
Totals	28-55 (.509)	9-24 (.375)	17-20 (.850)	13-24-37	9	16	8	5	5	200	82
First Half - FG: 14-28 (.500), 3-FG: 6-14 (.429), FT: 4-4 (1.000)											

Linescore	1st	2nd	Final	Attendance: 10,245
Marquette	24	25	49	Technical: None
Florida	38	44	82	

Arizona 65, Florida 64

December 15, 2012 • McKale Center • Tucson, Ariz.

In their first loss of the season the Gators fought to the final seconds, but Arizona pulled off the upset, hitting a contested layup with :07 seconds remaining. Florida held the lead for most of the game - by as much as 11 and by five with a minute remaining. Three Gators finished in double digits; senior guard Mike Rosario led the team with 16 points, followed by forward Erik Murphy with 15 and guard Scottie Wilbekin with 11. Murphy also grabbed a team-high seven rebounds. Both teams were solid from the free-throw line, netting a combined 12-12 in the first half. Florida finished an impressive 55.6 percent from beyond the 3-point line, led by Wilbekin who was a perfect 3-3 and Rosario who was 2-2. The Wildcats were led by Solomon Hill who put up 18 points and was a perfect 6-6 from the charity stripe. Guard Nick Johnson added 15 points and had four steals to propel Arizona to the win over the Gators. It was only the second time this year UF has lost the turnover battle, with Arizona forcing three in the last minute of the game.

Florida	FG-A	3FG-A	FT-A	REB	PF	AT	TO	BK	ST	MN	TP
F-Yeguate	3-8	0-0	0-1	3-2-5	1	2	0	0	2	28	6
F-Murphy	5-10	3-5	2-2	4-3-7	0	1	5	0	0	28	15
C-Young	4-8	0-0	0-0	0-2-2	4	1	1	2	1	27	8
G-Boynton	2-10	1-7	0-1	0-5-5	0	2	3	0	0	35	5
G-Rosario	5-8	2-2	4-4	1-2-3	1	3	3	0	0	33	16
Wilbekin	4-5	3-3	0-0	0-1-1	3	3	1	0	0	35	11
Frazier	0-0	0-0	0-0	0-0-0	1	0	0	0	0	3	0
Prather	1-3	1-1	0-0	3-1-4	2	1	1				

2012-13 RECAPS

Florida 82, Southeastern Louisiana 43

December 19, 2012 • Stephen C. O'Connell Center • Gainesville, Fla.

Redshirt senior Mike Rosario had a career night for the Gators, leading the team with 20 points - his most as a Gator - and adding six rebounds. Also scoring in double figures were Michael Frazier II, who had 12 points off the bench, and Patric Young, who tallied 10. Florida distributed the ball well, collecting a season-high 20 assists on the night. Senior guard Kenny Boynton had five assists, with Rosario and Scottie Wilbekin adding four each. The Gators continued to show their strength on defense, holding the Lions to just 43 points. It was the sixth time this season they have held their opponent to under 50 points.

SE Louisiana	FG-A	3FG-A	FT-A	REB	PF	AT	TO	BK	ST	MN	TP
F-Benton	2-6	0-2	0-0	1-0-1	1	1	0	0	0	29	4
C-James	0-2	0-0	2-2	0-0-0	2	0	1	1	0	13	2
G-Evans	3-7	0-3	0-0	0-2-2	2	1	2	0	1	32	6
G-Fortenberry	5-13	1-5	4-4	2-3-5	2	1	3	0	1	39	15
G-Ricard	1-9	0-3	2-2	1-4-5	1	1	1	0	0	26	4
Woods	1-1	0-0	0-0	1-4-5	1	0	2	0	0	10	2
Campbell	0-1	0-0	0-0	0-1-1	0	0	0	0	0	5	0
Nelson	2-7	2-6	0-0	0-1-1	1	0	1	0	0	19	6
Petrovic	0-2	0-0	0-2	1-1-2	0	0	1	0	0	14	0
Ochie	2-7	0-2	0-0	1-2-3	2	0	2	1	0	13	4
Team				2-3-5						Deadball Reb: 1	
Totals	16-55 (.291)	3-21 (.143)	8-10 (.800)	9-21-30	12	4	13	2	2	200	43
First Half - FG: 9-27 (.333), 3-FG: 2-10 (.200), FT: 6-6 (1.000)											

Florida	FG-A	3FG-A	FT-A	REB	PF	AT	TO	BK	ST	MN	TP
F-Yeguate	1-2	0-0	6-6	0-4-4	0	0	1	0	0	18	8
F-Murphy	3-7	0-3	0-0	1-2-3	3	2	1	2	0	19	6
C-Young	5-7	0-0	0-2	3-2-5	1	0	1	1	2	23	10
G-Boynton	1-7	1-7	4-4	1-3-4	3	5	2	0	2	24	7
G-Rosario	8-13	4-8	0-0	1-5-6	1	4	1	1	0	31	20
Kurtz	0-0	0-0	0-0	0-0-0	0	0	0	0	0	3	0
Wilbekin	3-6	3-6	0-0	0-6-6	0	4	1	1	1	28	9
Ogbueze	0-1	0-1	0-0	0-0-0	0	2	0	0	0	6	0
Graham	1-1	0-0	0-0	0-0-0	2	0	0	0	0	5	2
Frazier	3-7	2-6	4-4	1-5-6	1	2	0	0	0	22	12
Prather	3-4	0-1	2-2	0-1-1	1	1	1	0	3	16	8
Walker	0-2	0-0	0-0	0-1-1	0	0	0	0	0	5	0
Team				2-2-4						Deadball Reb: 1	
Totals	28-57 (.491)	10-32 (.313)	16-18 (.889)	9-31-40	12	20	8	5	8	200	82
First Half - FG: 16-28 (.571), 3-FG: 5-15 (.333), FT: 6-6 (1.000)											

Linescore	1st	2nd	Final	Attendance: 8,057
SE Louisiana	26	17	43	Technical: None
Florida	43	39	82	

Florida 78, Air Force 61

December 29, 2012 • BB&T Center • Sunrise, Fla.

Florida and Air Force met as part of the 2012 MetroPCS Orange Bowl Basketball Classic. The Gators were able to pull out the win with a strong second-half performance, led by junior Erik Murphy with game highs of 21 points, seven rebounds, four assists and three blocks. The Falcons kept the game close, trailing by just two at the half, but the Gators went on a 9-2 run highlighted by two 3-pointers by senior Kenny Boynton to hold the lead for the rest of the game. Florida showed their power in the paint, outscoring the Falcons 38-20, led by center Patric Young with 13 points.

Air Force	FG-A	3FG-A	FT-A	REB	PF	AT	TO	BK	ST	MN	TP
F-Fitzgerald	1-6	0-3	0-2	0-4-4	1	1	0	0	1	32	2
F-Earls	2-3	0-0	1-2	0-1-1	3	1	1	0	1	14	5
C-Broekhuis	3-6	1-2	3-4	1-0-1	2	2	3	0	1	22	10
G-Fletcher	2-7	1-2	2-3	1-2-3	3	3	3	0	1	30	7
G-Lyons	3-11	2-5	3-4	2-5-7	3	1	0	0	1	37	11
Olesinski	2-3	2-3	0-0	0-2-2	4	1	0	0	0	14	6
Coggins	3-3	2-2	0-1	0-2-2	2	1	3	0	0	13	8
Williams	0-0	0-0	1-2	0-1-1	2	1	0	0	1	8	1
Michael	0-0	0-0	0-0	0-0-0	0	0	0	0	0	2	0
Yon	0-0	0-0	0-0	0-0-0	0	0	0	0	0	3	0
Green	3-7	1-3	4-4	1-1-2	1	0	0	0	0	21	11
Kammerer	0-1	0-0	0-0	0-0-0	1	0	0	0	0	4	0
Team				1-1-2						Deadball Reb: 5	
Totals	19-47 (.404)	9-20 (.450)	14-22 (.636)	6-19-25	22	11	10	0	6	200	61
First Half - FG: 11-23 (.478), 3-FG: 6-13 (.462), FT: 3-5 (.600)											

Florida	FG-A	3FG-A	FT-A	REB	PF	AT	TO	BK	ST	MN	TP
F-Murphy	8-10	2-3	3-4	2-5-7	4	4	0	3	1	29	21
C-Young	6-9	0-0	1-3	2-2-4	0	0	1	0	0	29	13
G-Boynton	4-10	3-7	3-3	1-3-4	0	3	1	0	0	36	14
G-Rosario	2-6	1-3	2-2	1-3-4	4	1	1	0	1	23	7
G-Wilbekin	2-7	0-4	5-8	0-4-4	3	1	4	0	3	38	9
Yeguate	0-2	0-0	0-2	2-4-6	2	0	3	1	1	17	0
Frazier	2-3	1-2	0-0	1-2-3	4	2	0	0	0	14	5
Prather	4-5	0-0	1-1	0-0-0	2	1	1	1	0	14	9
Team				2-2-4						Deadball Reb: 2	
Totals	28-52 (.538)	7-19 (.368)	15-23 (.652)	11-25-36	19	12	10	6	6	200	78
First Half - FG: 12-29 (.414), 3-FG: 3-11 (.273), FT: 6-9 (.667)											

Linescore	1st	2nd	Final	Attendance: 12,779
Air Force	31	30	61	Technical: None
Florida	33	45	78	

Kansas State 67, Florida 61

December 22, 2012 • Sprint Center • Kansas City, Mo.

The Gators lost their second game of the season despite a 19-point, 10-rebound effort from Patric Young. Florida fell behind by as many as 11 in the first half and entered the break with a 33-23 deficit. The Gators used an 18-8 run to open the second half to draw even at 41-41, but the Wildcats responded with a 5-0 spurt of their own and never trailed the rest of the game. Will Spradling led KSU with 17 points, including 13 in the first half. Though the game was not on Kansas State's campus, it was officially a home game for the Wildcats.

Florida	FG-A	3FG-A	FT-A	REB	PF	AT	TO	BK	ST	MN	TP
F-Murphy	3-5	2-3	0-0	0-3-3	4	0	0	0	0	31	8
C-Young	8-11	0-0	3-4	6-4-10	5	0	1	2	0	26	19
G-Boynton	4-11	1-5	2-4	0-2-2	0	2	2	0	2	30	11
G-Rosario	1-9	1-4	2-3	0-0-0	0	1	0	0	1	24	5
G-Wilbekin	5-11	0-3	1-2	0-1-1	1	7	2	0	0	34	11
Graham	0-0	0-0	0-0	0-0-0	0	0	0	0	0	2	0
Yeguate	0-3	0-0	2-2	1-1-2	2	0	3	0	0	14	2
Frazier	1-3	1-2	0-0	0-3-3	3	1	0	0	0	22	3
Prather	1-3	0-1	0-0	1-2-3	5	0	1	0	1	14	2
Walker	0-1	0-1	0-0	1-0-1	0	0	0	0	0	3	0
Team				1-1-2						Deadball Reb: 3, 2	
Totals	23-57 (.404)	5-19 (.263)	10-15 (.667)	10-17-27	20	11	9	2	4	200	61
First Half - FG: 8-26 (.308), 3-FG: 2-9 (.222), FT: 5-9 (.556)											

Kansas State	FG-A	3FG-A	FT-A	REB	PF	AT	TO	BK	ST	MN	TP
F-Gipson	2-3	0-0	3-4	3-2-5	1	0	0	1	1	18	7
G-Southwell	2-5	1-2	0-0	0-3-3	2	3	1	1	1	24	5
G-Rodriguez	1-2	1-2	1-2	0-1-1	4	3	2	0	0	19	4
G-McGruder	4-12	0-2	5-6	2-4-6	2	3	1	0	2	38	13
G-Spradling	4-12	3-8	6-8	1-5-6	2	5	0	0	1	39	17
Irving	3-5	2-3	0-0	0-1-1	1	2	1	0	0	21	8
Williams	2-6	0-0	0-0	2-5-7	3	0	2	0	0	17	4
Lawrence	0-0	0-0	0-0	0-0-0	0	0	0	0	0	3	0
Henriquez	2-3	0-0	5-9	3-3-6	1	0	3	5	0	18	9
Johnson	0-0	0-0	0-0	0-0-0	0	0	0	0	0	3	0
Team				0-1-1						Deadball Reb: 7, 1	
Totals	20-48 (.417)	7-17 (.412)	20-29 (.690)	11-25-36	16	16	10	7	5	200	67
First Half - FG: 12-29 (.414), 3-FG: 3-8 (.375), FT: 6-8 (.750)											

Linescore	1st	2nd	Final	Attendance: 16,303
Florida	23	38	61	Technical: None
Kansas State	33	34	67	

Florida 79, Yale 58

January 6, 2013 • John J. Lee Amphitheater • New Haven, Conn.

Guard Kenny Boynton matched his career best with 28 points to lead Florida to a victory over Yale. Also contributing strong minutes was forward Will Yeguate who was back in the starting lineup. Yeguate led the team with nine rebounds and added 14 points; guard Scottie Wilbekin dished a career-high 10 assists. The Bulldogs kept the game close, but Florida began to pull away with a 14-3 run to close out the last five minutes of the first half and continued the run into the second half with a 15-4 run, retaining the lead for the rest of the game.

Florida	FG-A	3FG-A	FT-A	REB	PF	AT	TO	BK	ST	MN	TP
F-Yeguate	6-8	0-0	2-3	1-8-9	3	1	0	0	1	27	14
C-Young	4-7	0-0	0-1	1-2-3	4	0	3	1	2	27	8
G-Boynton	9-12	8-10	2-2	0-2-2	2	2	0	0	1	37	28
G-Rosario	5-10	1-5	2-2	0-0-0	0	3	3	0	3	33	13
G-Wilbekin	2-3	0-1	0-0	0-0-0	4	10	3	0	1	25	4
Kurtz	0-2	0-0	0-0	0-1-1	0	0	0	0	0	2	0
Ogbueze	0-0	0-0	0-0	0-1-1	0	0	0	0	0	2	0
Graham	0-1	0-1	0-0	0-0-0	0	0	0	0	0	3	0
Frazier	0-1	0-0	3-3	1-4-5	2	1	3	0	1	16	3
Prather	4-6	0-0	1-2	0-6-6	1	2	1	1	1	26	9
Walker	0-0	0-0	0-0	0-0-0	0	0	0	0	0	2	0
Team				0-2-2						Deadball Reb: 3, 1	

2012-13 RECAPS

Florida 77, Georgia 44

January 9, 2013 • Stephen C. O'Connell Center • Gainesville, Fla.

The Gators started conference play with a win over Georgia, led by guard Mike Rosario who had 19 points. Florida did not waste any time as the opened the game with an 11-0 run while holding Georgia scoreless for the first five minutes and did not relinquish the lead. Forward Casey Prather, in his first start of the season, scored UF's first six points of the game and led the team in rebounds with seven. The Gators stifled the Bulldogs on defense, causing 19 turnovers and scoring 27 points off of them. It was the second-largest margin of victory over the Bulldogs in the history of the series.

Georgia	FG-A	3FG-A	FT-A	REB	PF	AT	TO	BK	ST	MN	TP
F-Morris	1-5	0-1	2-2	0-4-4	1	0	0	0	1	28	4
F-Djurisic	1-4	0-1	3-4	0-2-2	2	1	6	0	0	22	5
C-Florveus	1-2	0-0	0-1	0-1-1	3	0	1	2	0	28	2
G-Caldwell-Pope	4-10	0-3	3-3	1-2-3	0	0	2	0	1	31	11
G-Mann	1-3	0-0	4-6	0-2-2	2	2	2	0	0	19	6
Dixon	2-2	0-0	0-0	0-3-3	0	0	1	2	1	18	4
Echols	0-2	0-2	0-0	0-0-0	0	0	0	0	0	3	0
Williams, V.	2-3	1-2	0-0	0-2-2	0	1	5	0	0	21	5
Brantley	0-1	0-1	2-2	0-2-2	1	0	0	0	0	18	2
Cannon	2-4	0-0	1-1	2-1-3	0	0	2	1	0	12	5
Team			2-1-3						Deadball Reb: 2		
Totals	14-36 (.389)	1-10 (.100)	15-19 (.789)	5-20-25	9	4	19	5	3	200	44
First Half - FG: 5-14 (.357), 3-FG: 0-5 (.000), FT: 5-6 (.833)											

Florida	FG-A	3FG-A	FT-A	REB	PF	AT	TO	BK	ST	MN	TP
F-Prather	5-7	0-0	0-0	4-3-7	1	0	1	0	3	21	10
C-Young	5-5	0-0	1-2	0-3-3	3	2	1	4	1	24	11
G-Boynton	2-8	1-7	2-2	0-1-1	0	4	0	0	1	31	7
G-Rosario	6-10	3-6	4-4	0-0-0	0	0	0	0	1	28	19
G-Wilbekin	3-7	2-4	0-0	1-1-2	1	6	2	0	2	32	8
Kurtz	2-2	1-1	0-0	0-1-1	1	0	0	0	0	3	5
Ogbueze	0-1	0-0	0-0	0-0-0	1	1	0	0	0	3	0
Graham	0-1	0-0	0-0	0-1-1	0	0	0	0	0	3	0
Yeguete	0-0	0-0	0-0	1-0-1	2	0	2	1	1	14	0
Frazier	2-3	2-2	0-0	0-3-3	2	2	0	0	0	20	6
Walker	0-2	0-0	0-0	0-0-0	0	0	0	1	0	3	0
Murphy	4-9	3-6	0-0	0-0-0	3	2	1	0	1	18	11
Team			1-6-7						Deadball Reb: 0		
Totals	29-55 (.527)	12-26 (.462)	7-8 (.875)	7-19-26	14	17	7	6	10	200	77
First Half - FG: 12-25 (.480), 3-FG: 4-12 (.333), FT: 0-0 (.000)											

Linescore	1st	2nd	Final	Attendance:
Georgia	15	29	44	11,366
Florida	28	49	77	Technical: None

Florida 68, Texas A&M 47

January 17, 2013 • Reed Arena • College Station, Texas

Florida went on a 14-0 run in the final five minutes of the first half that propelled them to victory over Texas A&M. The Gators were led by guard Mike Rosario, who scored 19 points and connected on four 3-pointers against the Aggies. Center Patric Young tallied 18 points and brought down seven rebounds, while Erik Murphy added 16 points. It was the eighth time this season that the Gators have held their opponent to under 50 points. Florida's defense held Texas A&M to just 34 percent shooting from the field. UF's run in the final five minutes of the first half carried over into the second as they held the Aggies scoreless until the 16:16 mark.

Florida	FG-A	3FG-A	FT-A	REB	PF	AT	TO	BK	ST	MN	TP
G-Boynton	2-6	1-5	0-0	0-2-2	0	5	1	0	2	34	5
G-Rosario	7-15	4-7	1-2	2-0-2	2	3	1	0	0	34	19
C-Young	7-9	0-0	4-5	3-4-7	2	1	0	1	3	28	18
G-Wilbekin	2-8	0-2	2-2	0-3-3	1	3	2	0	2	34	6
F-Murphy	6-10	2-5	2-2	0-7-7	2	1	0	0	1	30	16
Kurtz	0-0	0-0	0-0	0-0-0	0	0	0	0	0	3	0
Ogbueze	0-0	0-0	0-0	0-0-0	0	0	1	0	0	2	0
Graham	0-1	0-1	0-0	0-0-0	0	0	1	0	0	2	0
Yeguete	1-1	0-0	0-0	1-2-3	2	1	1	0	0	19	2
Frazier	0-0	0-0	0-0	0-0-0	4	1	1	0	1	11	0
Walker	0-0	0-0	2-2	1-1-2	0	1	2	0	0	3	2
Team			2-0-2						Deadball Reb: 1		
Totals	25-50 (.500)	7-20 (.350)	11-13 (.846)	9-19-28	13	16	11	1	9	200	68
First Half - FG: 15-27 (.556), 3-FG: 5-14 (.357), FT: 0-0 (.000)											

Texas A&M	FG-A	3FG-A	FT-A	REB	PF	AT	TO	BK	ST	MN	TP
G-Reese	4-10	2-3	0-0	1-0-1	3	1	2	1	1	29	10
G-Harris	1-3	0-0	0-0	1-3-4	2	1	1	0	1	27	2
G-Turner, E.	1-10	0-4	2-2	0-1-1	0	2	2	0	1	30	4
F-Roberson	2-5	0-0	2-2	3-3-6	2	0	1	0	0	22	6
F-Turner, R.	4-9	0-0	0-0	5-3-8	4	0	3	0	0	25	8
Young	1-4	0-0	3-4	0-2-2	0	1	2	0	0	12	5
Green	0-0	0-0	0-0	2-1-3	0	0	2	0	1	13	0
Caruso	4-9	1-3	3-4	1-1-2	2	3	3	1	4	24	12
Jolly	0-0	0-0	0-0	0-0-0	0	0	0	0	0	2	0
Jahns	0-0	0-0	0-2	1-1-2	1	1	0	0	0	16	0
Team			2-2-4						Deadball Reb: 2		
Totals	17-50 (.340)	3-10 (.300)	10-14 (.714)	16-17-33	14	9	16	2	8	200	47
First Half - FG: 8-24 (.333), 3-FG: 1-5 (.200), FT: 1-2 (.500)											

Linescore	1st	2nd	Final	Attendance:
Florida	35	33	68	11,046
Texas A&M	18	29	47	Technical: None

Florida 74, LSU 52

January 12, 2013 • Maravich Center • Baton Rouge, La.

Florida won their second straight conference game with the win over the LSU Tigers. LSU kept the game close throughout most of the first half, but the Gators went on a 10-1 run in the last five minutes to head into half-time with a nine-point lead. They didn't slow down after the half, with a 21-5 run led by senior guard Kenny Boynton who hit several key 3-pointers. Boynton finished the game with 20 points. Florida was very balanced in scoring as three other players finished in double figures. Patric Young recorded 14 points in the game and Erik Murphy had 12. Forward Will Yeguete came off the bench and recorded a double-double as he brought down 13 rebounds and scored 10 points. UF was strong on the boards, outrebounding the Tigers 53 to 34.

Florida	FG-A	3FG-A	FT-A	REB	PF	AT	TO	BK	ST	MN	TP
F-Prather	3-5	0-0	0-0	1-1-2	0	1	0	0	0	13	6
F-Murphy	5-13	2-7	0-0	2-5-7	5	3	2	1	1	24	12
C-Young	5-9	0-0	4-8	2-5-7	2	1	3	0	0	30	14
G-Boynton	7-13	4-8	2-4	3-4-7	3	2	1	0	1	35	20
G-Wilbekin	3-10	1-3	0-0	1-4-5	1	3	2	0	2	36	7
Graham	0-2	0-1	0-0	0-1-1	0	0	0	0	0	6	0
Yeguete	4-6	0-1	2-3	6-7-13	1	0	2	0	0	25	10
Frazier	1-5	1-3	2-2	1-6-7	3	3	1	0	0	31	5
Team			1-3-4						Deadball Reb: 2		
Totals	28-63 (.444)	8-23 (.348)	10-17 (.588)	17-36-53	15	13	11	1	4	200	74
First Half - FG: 12-33 (.364), 3-FG: 3-12 (.250), 2-7 (.286)											

LSU	FG-A	3FG-A	FT-A	REB	PF	AT	TO	BK	ST	MN	TP
F-O'Bryant	1-8	0-1	0-0	1-4-5	2	1	1	0	0	14	2
C-Del Piero	3-7	0-0	1-3	3-2-5	2	0	0	0	0	33	7
G-Carmouche	1-6	1-5	0-0	2-4-6	4	2	1	0	0	28	3
G-Hickey	6-12	3-8	0-0	0-3-3	3	4	0	1	4	29	15
G-Stringer	3-9	0-2	0-0	0-2-2	3	3	3	0	0	31	6
Courtney	0-1	0-0	1-2	0-2-2	1	0	1	0	0	11	1
Collins	0-0	0-0	1-2	0-1-1	0	0	0	0	0	4	1
Coleman	5-13	1-4	0-0	3-2-5	0	1	1	2	0	23	11
Hammink	0-1	0-0	0-0	0-0-0	0	0	0	0	0	2	0
Morgan	2-8	1-4	1-3	2-3-5	2	0	0	2	3	25	6
Team									Deadball Reb: 3		
Totals	21-65 (.323)	6-24 (.250)	4-10 (.400)	11-23-34	17	11	8	5	7	200	52
First Half - FG: 8-27 (.296), 3-FG: 2-9 (.222), FT: 2-6 (.333)											

Linescore	1st	2nd	Final	Attendance:
Florida	29	45	74	9,964
LSU	20	32	52	Technical: None

Florida 83, Missouri 52

January 19, 2013 • Stephen C. O'Connell Center • Gainesville, Fla.

Florida overpowered Missouri, outscoring the Tigers 48-14 in the paint, and are now 4-0 in SEC play. UF was led in scoring by Erik Murphy with 15 points, followed by Kenny Boynton with 14 and Scottie Wilbekin and Will Yeguete with 13 each. Wilbekin also tied his career high of 10 assists to tally a double-double, the first comprised of points and assists for a Gator since Mar. 17, 2011. Patric Young led the team with eight rebounds. The Gators opened the game with an 11-0 run and never let up, leading by as much as 34 points with under a minute left in the game. Florida's defense was the theme of the game once again, holding Missouri to just 32.7 percent from the field. It was the second straight game they have held an opponent to under 35 percent.

Missouri	FG-A	3FG-A	FT-A	REB	PF	AT	TO	BK	ST	MN	TP
F-Criswell	2-7	1-4	3-4	0-5-5	2	1	0	0	1	24	8
F-Orlakhii	1-2	0-0	2-3	0-2-2	2	0	1	1	1	19	4
G-Pressley	1-7	0-4	0-0	1-1-2	3	6	10	0	2	35	2
G-Bell	5-6	0-0	4-4	0-0-0	2	1	3	0	2	23	14
G-Brown	5-18	4-11	2-2	1-0-1	2	0	4	0	1	37	16
Webster-Chan	0-1	0-1	0-0	0-2-2	0	0	0	0	0	14	0
Feldmann	0-0	0-0	0-0	0-1-1	1	0	0	0	0	3	0
Ross	0-1	0-1	0-0	0-2-2	0	0	1	0	1	9	0
Jankovic	2-6	1-3	2-2	0-0-0	2	0	1	0	3	13	7
Rosburg	0-1	0-0	1-2	1-3-4	1	0	1	0	0	23	1
Team			3-3-6						Deadball Reb: 2		
Totals	16-49 (.327)	6-24 (.250)	14-17 (.824)	6-19-25	15	8	21	1	11	200	52
First Half - FG: 8-24 (.333), 3-FG: 3-10 (.300), FT: 4-5 (.800)											

Florida	FG-A	3FG-A	FT-A	REB	PF	AT	TO	BK	ST	MN	TP
F-Murphy	6-11	3-5	0-0	0-5-5	2	0	3	2	2	26	15
C-Young	4-8	0-0	1-1	2-6-8	3	2	6	3	2	27	9
G-Boynton	6-11	2-6	0-1	0-3-3	2	3	0	1	1	27	14
G-Rosario	4-8	1-3	0-0	1-1-2	2	3	1	0	1	31	9
G-Wilbekin	6-8	1-2	0-0	0-3-3	1	10	3	0	3	33	13
Kurtz	1-1	0-0	0-0	0-0-0	1	0	0	0	1	2	2
Ogbueze	0-0	0-0	0-1	0-0-0	0	0	0	0	2	3	0
Graham	0-0	0-0	0-0	0-0-0	0	1	0	0	0	3	0
Yeguete	6-7	0-0	1-1	2-4-6	3	0	1	1	2	22	13
Frazier	2-5	1-3	2-2	0-2-2	0	2	2	0	0	23	7
Walker	0-0	0-0	1-2	0-1-1	0	0	0	0	0	3	1
Team			2-3-5						Deadball Reb: 1</		

2012-13 RECAPS

Florida 64, Georgia 47

January 23, 2013 • Stegeman Coliseum • Athens, Georgia

Despite Georgia jumping out to an 11-2 lead to start the game - and becoming only the second team to lead the Gators at the half this season - Florida dominated the second half, outscoring the Bulldogs 40-20 to take the 64-47 win. While proving to be one of the nation's top defensive players, junior guard Scottie Wilbekin showed he can be productive on offense as well, netting 13 of the Gators' first 19 points of the game. Wilbekin led the team in scoring for the first time in his career, tying his career high of 17 points. Also in double figures were senior guard Kenny Boynton (14), who hit his 300th 3-pointer as a Gator, and senior forward Erik Murphy (13), who scored all of his points in the second half. Junior forward Will Yeguete led the team with 11 rebounds and tied his career high of four steals.

Florida	FG-A	3FG-A	FT-A	REB	PF	AT	TO	BK	ST	MN	TP
G-Boynton	4-10	2-6	4-5	0-1-1	0	2	0	0	3	36	14
G-Rosario	3-13	1-5	0-0	2-3-5	2	2	0	0	0	32	7
C-Young	2-4	0-0	2-5	3-2-5	2	1	2	0	0	28	6
G-Wilbekin	7-9	2-3	1-2	0-2-2	3	3	1	0	1	36	17
F-Murphy	4-8	3-5	2-2	0-3-3	4	1	2	0	0	24	13
Yeguete	3-6	0-0	1-2	3-8-11	2	1	1	0	4	23	7
Frazier	0-1	0-1	0-0	0-0-0	0	1	0	0	2	16	0
Walker	0-0	0-0	0-0	0-0-0	1	0	0	0	0	5	0
Team				2-2-4			1			Deadball Reb: 1	
Totals	23-51 (.451)	8-20 (.400)	10-16 (.625)	10-21-31	14	11	7	0	10	200	64
First Half - FG: 11-27 (.407), 3-FG: 1-9 (.111), FT: 1-2 (.500)											

Georgia	FG-A	3FG-A	FT-A	REB	PF	AT	TO	BK	ST	MN	TP
G-Caldwell-Pope	5-11	3-5	3-4	0-7-7	2	2	2	1	0	35	16
G-Mann	2-4	2-2	3-4	1-0-1	1	3	6	0	1	27	9
F-Williams, D.	1-4	0-0	0-0	2-2-4	5	0	0	1	0	29	2
F-Morris	3-4	0-1	2-3	1-3-4	2	1	2	1	0	24	8
C-Florveus	1-1	0-0	0-0	0-1-1	2	0	2	0	0	26	2
Dixon	0-3	0-0	0-0	0-3-3	0	0	0	0	0	9	0
Williams, V.	0-1	0-1	0-0	0-0-0	0	2	3	0	0	13	0
Gaines	1-2	1-1	0-1	0-0-0	0	0	1	0	0	5	3
Brantley	0-2	0-0	0-0	0-2-2	0	1	0	1	0	14	0
Djurisic	3-7	1-2	0-0	0-2-2	3	1	0	0	1	18	7
Team				1-3-4			1			Deadball Reb: 1	
Totals	16-39 (.410)	7-12 (.583)	8-12 (.667)	5-23-28	15	10	17	4	2	200	47
First Half - FG: 10-20 (.500), 3-FG: 6-11 (.545), FT: 1-2 (.500)											

Linescore	1st	2nd	Final	Attendance: 6,793
Florida	24	40	64	Technical: None
Georgia	27	20	47	

Florida 75, South Carolina 36

January 30, 2013 • Stephen C. O'Connell Center • Gainesville, Fla.

Florida continued their winning streak as they defeated the Gamecocks 75-36, holding an opponent to under 40 points for the second time this season. South Carolina's 10 points in the first half was the lowest Florida has held an SEC opponent to and the second lowest this season. Senior guards Kenny Boynton and Mike Rosario led UF in scoring with 15 points each, while freshman guard Michael Frazier added 12 points off the bench. The Gators capitalized on South Carolina's 17 turnovers by scoring 22 points, while the Gators only allowed USC to gain two points off 12 UF turnovers.

South Carolina	FG-A	3FG-A	FT-A	REB	PF	AT	TO	BK	ST	MN	TP
F-Chatkevicius	0-3	0-0	1-2	0-1-1	2	0	0	0	1	10	1
F-Carrera	6-9	0-0	1-3	2-7-9	2	0	1	0	0	22	13
F-Jackson	1-3	0-1	0-0	1-2-3	2	2	3	0	2	29	2
G-Smith	2-8	1-3	0-0	0-0-0	0	0	3	0	1	35	5
G-Ellington	2-9	1-4	2-2	1-2-3	2	3	7	0	0	34	7
Williams	0-2	0-1	0-0	0-0-0	1	0	0	0	0	5	0
Richardson	0-1	0-0	0-0	0-0-0	1	0	1	0	0	3	0
Kacinias	2-2	0-0	0-0	1-1-2	2	1	0	0	1	16	4
Leonard	1-6	0-4	2-2	0-2-2	1	0	0	0	2	23	4
Stawson	0-2	0-1	0-0	1-2-3	3	0	2	0	0	21	0
Steele	0-0	0-0	0-0	0-0-0	0	1	0	0	0	1	0
Phillips	0-0	0-0	0-0	0-0-0	0	0	0	0	0	1	0
Team				0-1-1						Deadball Reb: 1	
Totals	14-45 (.311)	2-14 (.143)	6-9 (.667)	6-18-24	15	8	17	0	7	200	36
First Half - FG: 3-21 (.143), 3-FG: 0-7 (.000), FT: 4-4 (1.000)											

Florida	FG-A	3FG-A	FT-A	REB	PF	AT	TO	BK	ST	MN	TP
F-Murphy	3-6	2-2	0-0	0-2-2	3	2	3	0	3	20	8
C-Young	3-6	0-0	2-7	2-6-8	0	0	2	2	2	28	8
G-Boynton	5-11	3-6	2-2	0-3-3	0	7	0	0	4	32	15
G-Rosario	6-11	2-5	1-1	0-3-3	0	2	2	0	0	25	15
G-Wilbekin	3-5	1-1	1-2	2-2-4	2	3	2	0	1	30	8
Kurtz	1-1	0-0	0-0	0-0-0	0	0	0	0	1	4	2
Ogbueze	0-1	0-0	0-0	0-0-0	1	1	1	0	0	5	0
Graham	0-2	0-1	0-0	0-0-0	0	0	0	0	0	3	0
Yeguete	1-2	0-0	1-4	3-4-7	1	2	2	1	2	22	3
Frazier	4-6	4-6	0-0	2-5-7	1	0	0	0	0	24	12
Prather	1-1	0-0	0-0	1-1-2	1	1	0	0	0	3	2
Walker	1-1	0-0	0-0	1-0-1	0	0	0	0	0	4	2
Team				0-1-1						Deadball Reb: 5	
Totals	28-53 (.528)	12-21 (.571)	7-16 (.438)	11-27-38	9	18	12	3	13	200	75
First Half - FG: 11-23 (.478), 3-FG: 4-6 (.667), FT: 7-16 (.438)											

Linescore	1st	2nd	Final	Attendance: 10,533
South Carolina	10	26	36	Technical: Florida - Rosario, M.
Florida	33	42	75	

Florida 82, Mississippi State 47

January 26, 2013 • Humphrey Coliseum • Starkville, Miss.

The Gators wasted no time against Mississippi State, as they led 17-6 at the 13:44 mark in the first half and went in the half up 41-19. Florida held their seventh opponent to under 50 points, and the 35-point margin was their largest in conference play this season. It was also the first time a UF team has won at "The Hump" since 2007. Seniors Kenny Boynton and Erik Murphy scored 18 points each, and attributed to eight of Florida's season-high 14 3-pointers. Also scoring in double figures were center Patric Young (13) and guard Scottie Wilbekin (13). Wilbekin added nine of UF's 23 assists. Junior forward Will Yeguete and freshman guard Michael Frazier tied for a team-high eight rebounds.

Florida	FG-A	3FG-A	FT-A	REB	PF	AT	TO	BK	ST	MN	TP
F-Murphy	6-8	4-6	2-2	1-5-6	2	2	1	1	0	23	18
C-Young	6-6	0-0	1-2	4-2-6	2	1	0	2	1	27	13
G-Boynton	7-11	4-8	0-0	0-4-4	0	2	2	0	2	28	18
G-Rosario	1-8	1-5	2-2	1-2-3	0	3	3	0	1	27	5
G-Wilbekin	5-9	3-5	0-0	1-1-2	1	9	3	0	0	32	13
Kurtz	0-0	0-0	0-0	1-2-3	0	1	0	0	0	3	0
Ogbueze	1-1	0-0	1-2	0-0-0	0	0	1	0	0	5	3
Graham	1-2	0-1	0-0	0-0-0	0	0	0	0	0	4	2
Yeguete	2-3	0-0	0-1	2-6-8	2	4	2	0	2	21	4
Frazier	2-5	2-5	0-0	0-8-8	3	1	2	0	0	24	6
Walker	0-3	0-1	0-0	0-0-0	2	0	0	1	0	6	0
Team				2-2-4						Deadball Reb: 1	
Totals	31-56 (.554)	14-31 (.452)	6-9 (.667)	12-32-44	12	23	14	4	6	200	82
First Half - FG: 15-31 (.484), 3-FG: 6-17 (.353), FT: 5-7 (.714)											

Mississippi St.	FG-A	3FG-A	FT-A	REB	PF	AT	TO	BK	ST	MN	TP
F-Borchert	3-10	2-5	2-2	1-1-2	3	1	3	0	0	26	10
F-Ware	5-7	0-0	0-0	1-2-3	2	0	0	0	0	26	10
G-Steele	0-5	0-0	0-0	1-3-4	0	1	1	0	0	23	0
B-Bloodman	0-1	0-0	0-2	0-0-0	1	2	2	0	0	24	0
G-Sword	4-11	0-4	0-2	0-0-0	1	3	0	0	5	26	8
Thomas	5-14	1-5	8-9	1-1-2	2	0	2	1	7	25	19
Price	0-0	0-0	0-0	0-0-0	0	0	0	0	0	3	0
Cunningham	0-1	0-1	0-0	0-2-2	0	0	0	0	0	19	0
Johnson	0-3	0-0	0-0	1-3-4	3	1	1	0	0	28	0
Team				1-2-3			1			Deadball Reb: 2, 1	
Totals	17-52 (.327)	3-15 (.200)	10-15 (.667)	6-14-20	12	8	10	1	12	200	47
First Half - FG: 7-24 (.292), 3-FG: 0-5 (.000), FT: 5-7 (.714)											

Linescore	1st	2nd	Final	Attendance: 7,696
Florida	41	41	82	Technical: None
Mississippi State	19	28	47	

Florida 78, Ole Miss 64

February 2, 2013 • Stephen C. O'Connell Center • Gainesville, Fla.

The Gators defeated Ole Miss 78-64 in front of a sellout crowd to remain undefeated in conference play. Florida was led by senior forward Erik Murphy who connected on five 3-pointers in the game and finished with 19 points. He also tied for the lead with junior forward Will Yeguete as they both brought down six rebounds. Also scoring in double figures for the Gators was redshirt senior guard Mike Rosario (14), junior guard Scottie Wilbekin (13) and junior center Patric Young (13). UF led the entire game, with Ole Miss tying it at 5-5 early and the Gators did not let them get close again. Florida's defense held Ole Miss to under 40 percent shooting from the field. It was the 12th time this season they have held an opponent under 40 percent and the third straight game.

Ole Miss	FG-A	3FG-A	FT-A	REB	PF	AT	TO	BK	ST	MN	TP
F-Buckner	2-4	0-0	4-6	3-1-4	3	0	2	3	0	29	8
F-Holloway	5-16	0-0	5-7	2-5-7	0	0	1	0	2	34	15
F-Summers	3-4	0-0	2-4	0-1-1	2	3	3	0	0	33	8
G-White	2-10	0-2	2-2	0-1-1	1	1	1	0	1	33	6
G-Henderson	8-15	7-11	2-2	1-2-3	2	1	4	0	1	38	25
Newby	0-3	0-2	0-0	0-1-1	0	0	0	0	2	7	0
Millinghaus	0-1	0-1	0-0	0-2-2	0	0	0	0	0	6	0
Perez	0-1	0-1	0-0	0-2-2	1	0	1	0	0	8	0
Brutus	1-1	0-0	0-0	1-2-3	1	0	1	0	1	12	2
Team				5-4-9						Deadball Reb: 3	
Totals	21-55 (.382)	7-17 (.412)	15-21 (.714)	12-21-33	10	5	13	3	7	200	64
First Half - FG: 10-24 (.417), 3-FG: 4-7 (.571), FT: 3-7 (.429)											

Florida	FG-A	3FG-A	FT-A	REB	PF	AT	TO	BK	ST	MN	TP
---------	------	-------	------	-----	----	----	----	----	----	----	----

2012-13 RECAPS

Arkansas 80, Florida 69

February 5, 2013 • Bud Walton Arena • Fayetteville, Ark.

In just their third loss of the season, and first in the SEC, the Gators fell to Arkansas 80-69 in Fayetteville. Arkansas jumped out to a quick lead as they hit 14 of their first 18 field goals to grab a 23-point lead in the first 11 minutes of the game. Florida kept clawing back, but was unable to get their deficit down to single digits. The Gators finished the game with four players in double figures, led by redshirt senior guard Mike Rosario with 15. Junior guard Scottie Wilbekin had 14, senior guard Kenny Boynton added 10 and freshman guard Michael Frazier added 11 off the bench. Arkansas was led by BJ Young, who tallied 13 points off the bench and also had five assists on the night.

Florida	FG-A	3FG-A	FT-A	REB	PF	AT	TO	BK	ST	MN	TP
F-Murphy	2-7	1-6	4-5	1-6-7	3	3	4	0	1	34	9
C-Young	4-7	0-0	1-3	3-1-4	5	2	1	1	0	26	9
G-Boynton	4-11	2-7	0-0	0-1-1	1	2	2	0	0	34	10
G-Rosario	5-10	2-5	3-3	0-1-1	1	2	2	0	2	29	15
G-Wilbekin	5-15	2-5	2-2	2-5-7	3	4	3	0	0	33	14
Yeguet	0-0	0-0	1-2	0-0-0	0	0	0	0	0	1	1
Frazier	3-5	3-4	2-2	2-7-9	2	0	2	0	1	25	11
Prather	0-1	0-0	0-2	0-2-2	4	2	2	0	1	18	0
Team				1-1-2						Deadball Reb: 3, 1	
Totals	23-56 (.411)	10-27 (.370)	13-19 (.684)	9-24-33	19	15	16	1	5	200	69
First Half - FG: 7-24 (.292), 3-FG: 4-11 (.364), FT: 8-10 (.800)											

Arkansas	FG-A	3FG-A	FT-A	REB	PF	AT	TO	BK	ST	MN	TP
F-Clarke	3-4	0-0	3-3	0-4-4	2	0	2	1	1	13	9
F-Powell	5-12	1-1	0-0	0-6-6	2	3	2	0	2	28	11
G-Wade	2-6	2-6	1-2	0-0-0	3	4	1	0	1	27	7
G-Scott	0-2	0-0	2-2	0-0-0	2	1	0	0	0	5	2
G-Qualls	5-9	1-2	0-1	1-3-4	1	0	0	0	0	25	11
Madden	2-3	0-1	4-4	0-2-2	2	2	0	0	0	20	8
Bell	0-0	0-0	0-0	0-0-0	0	0	0	0	0	1	0
Young	3-8	2-4	5-6	2-2-4	1	5	0	0	1	28	13
Gulley	0-0	0-0	1-3	0-0-0	0	1	0	0	0	4	1
Haydar	1-3	1-3	0-0	0-1-1	1	2	0	0	1	14	3
Mickelson	4-5	0-0	0-0	1-3-4	3	0	1	0	0	20	8
Williams	3-4	1-1	0-0	2-3-5	1	0	2	0	0	13	7
Wagner	0-1	0-0	0-0	0-0-0	0	0	0	0	0	2	0
Team				1-3-4						Deadball Reb: 2	
Totals	28-57 (.491)	8-18 (.444)	16-21 (.762)	7-27-34	17	19	9	1	6	200	80
First Half - FG: 16-30 (.533), 3-FG: 7-13 (.538), FT: 4-5 (.800)											

Linescore	1st	2nd	Final	Attendance: 13,816
Florida	26	43	69	Technical: None
Arkansas	43	37	80	

Florida 69, Kentucky 52

February 12, 2013 • Stephen C. O'Connell Center • Gainesville, Fla.

The Gators powered their way to a 69-52 win over Kentucky in front of a sold-out crowd Tuesday. The Gators improved to 12-0 this season in the O'Connell Center - 4-0 against ranked opponents - and snapped their five-game losing streak to the Wildcats. It also secured the Gators' 15th consecutive 20-win season - all under Billy Donovan. Five Gators scored in double figures to propel Florida over Kentucky: Junior guard Scottie Wilbekin led the Gators in scoring for the second time in his career with 14 points, junior center Patric Young, redshirt-senior guard Mike Rosario and junior forward Casey Prather each added 12 and senior forward Erik Murphy had 10. It was the third time this season at least five players have scored in double digits. Young added 11 rebounds on the night to record his sixth double-double of the season and 10th of his career. He also recorded four blocks and now has 103 in his career.

Kentucky	FG-A	3FG-A	FT-A	REB	PF	AT	TO	BK	ST	MN	TP
F-Noel	3-5	0-0	2-4	1-5-6	3	0	3	3	1	23	8
F-Poythress	1-9	0-1	3-5	2-2-4	0	2	3	0	2	29	5
G-Goodwin	4-9	0-1	0-0	1-0-1	4	3	4	0	3	30	8
G-Harrow	0-3	0-1	0-0	0-1-1	1	1	2	0	0	19	0
G-Mays	4-7	2-5	0-0	0-2-2	2	3	1	0	1	34	10
Hood	0-1	0-0	0-0	0-1-1	0	0	0	0	0	7	0
Polson	1-2	1-2	1-2	0-1-1	2	1	1	0	0	15	4
Cauley-Stein	5-9	0-0	0-0	3-3-6	3	1	2	0	0	20	10
Witjjer	3-5	1-2	0-0	2-0-2	0	0	1	0	0	23	7
Team				5-2-7						Deadball Reb: 5	
Totals	21-50 (.420)	4-12 (.333)	6-11 (.545)	14-17-31	15	11	17	3	7	200	52
First Half - FG: 10-24 (.417), 3-FG: 2-3 (.667), FT: 3-5 (.600)											

Florida	FG-A	3FG-A	FT-A	REB	PF	AT	TO	BK	ST	MN	TP
F-Murphy	3-10	2-5	2-2	3-2-5	3	1	1	3	0	26	10
C-Young	5-7	0-0	2-3	4-7-11	1	0	2	4	1	24	12
G-Boynton	3-7	1-3	2-3	0-0-0	1	2	3	0	2	35	9
G-Rosario	4-11	2-4	2-2	1-1-2	1	2	0	0	0	34	12
G-Wilbekin	5-9	1-2	3-4	0-1-1	2	8	3	0	2	36	14
Kurtz	0-0	0-0	0-0	0-0-0	1	0	0	0	0	1	0
Ogbueze	0-0	0-0	0-0	0-0-0	0	0	0	0	0	1	0
Graham	0-0	0-0	0-0	0-0-0	0	0	0	0	0	1	0
Frazier	0-1	0-0	0-0	0-1-1	1	2	1	0	0	18	0
Prather	6-8	0-0	0-0	1-2-3	3	2	0	2	0	23	12
Walker	0-0	0-0	0-0	0-0-0	0	0	0	0	0	1	0
Team				3-1-4						Deadball Reb: 1	
Totals	26-53 (.491)	6-14 (.429)	11-14 (.786)	12-15-27	13	17	11	9	5	200	69
First Half - FG: 14-27 (.519), 3-FG: 5-7 (.714), FT: 5-6 (.833)											

Linescore	1st	2nd	Final	Attendance: 12,480
Kentucky	25	27	52	Technical: None
Florida	38	31	69	

Florida 83, Mississippi State 58

February 9, 2013 • Stephen C. O'Connell Center • Gainesville, Fla.

Florida remained undefeated at home as they defeated Mississippi State 83-58. Five Gators scored in double figures in the win over the Bulldogs. Redshirt senior guard Mike Rosario led the team with 18 points, senior forward Erik Murphy had 17, junior forward Casey Prather scored 12, freshman guard Michael Frazier had 11 and senior guard Kenny Boynton added 10. Frazier made the first start of his career and went 3-5 from beyond the arc. UF used an 11-2 run in the first half to distance themselves from the Bulldogs and eventually went into the half leading 42-26. Junior point guard Scottie Wilbekin dished out seven assists on the night and Boynton added six as the Gators were able to spread the ball around in the win. This was the 16th time this season that Florida has held their opponent to under 60 points.

Mississippi St.	FG-A	3FG-A	FT-A	REB	PF	AT	TO	BK	ST	MN	TP
F-Borchert	5-11	3-5	1-2	1-4-5	3	1	4	0	1	33	14
F-Ware	7-11	0-0	2-7	3-3-6	4	0	0	0	0	28	16
G-Thomas	4-9	0-1	0-0	0-4-4	1	3	2	1	1	29	8
G-Bloodman	4-7	1-3	1-1	0-0-0	3	3	0	0	0	23	10
G-Sword	2-8	1-3	2-2	2-6-8	1	5	6	0	2	26	7
Price	0-1	0-0	0-0	0-1-1	3	0	0	0	0	16	0
Cunningham	0-3	0-2	0-0	0-1-1	0	1	1	0	0	26	0
Johnson	1-4	1-2	0-0	1-1-2	3	0	3	0	0	19	3
Team				2-2-4						Deadball Reb: 2	
Totals	23-54 (.426)	6-16 (.375)	6-12 (.500)	9-22-31	18	13	16	1	4	200	58
First Half - FG: 10-26 (.385), 3-FG: 4-9 (.444), FT: 2-4 (.500)											

Florida	FG-A	3FG-A	FT-A	REB	PF	AT	TO	BK	ST	MN	TP
F-Murphy	7-10	3-5	0-0	0-5-5	2	1	0	0	1	26	17
C-Young	1-5	0-0	4-6	3-4-7	2	1	0	0	1	25	6
G-Boynton	3-9	0-5	4-5	0-3-3	1	6	2	0	0	30	10
G-Rosario	7-11	2-5	2-2	2-2-4	0	0	1	0	0	24	18
G-Frazier	4-7	3-5	0-0	1-5-6	1	3	1	0	1	24	11
Kurtz	0-0	0-0	0-0	0-0-0	1	0	0	0	0	2	0
Wilbekin	2-4	1-3	0-0	1-2-3	2	7	2	0	0	33	5
Ogbueze	1-1	0-0	0-0	0-0-0	0	0	0	0	0	3	2
Graham	0-1	0-1	0-0	0-0-0	0	3	1	0	0	3	0
Prather	5-9	0-1	2-5	2-3-5	2	0	1	1	1	22	12
Walker	1-2	0-1	0-0	0-0-0	1	0	0	1	2	8	2
Team				1-2-3						Deadball Reb: 2	
Totals	31-59 (.525)	9-26 (.346)	12-18 (.667)	10-26-36	12	21	8	2	6	200	83
First Half - FG: 16-29 (.552), 3-FG: 6-14 (.429), FT: 4-7 (.571)											

Linescore	1st	2nd	Final	Attendance: 12,444
Mississippi State	26	32	58	Technical: None
Florida	42	41	83	

Florida 83, Auburn 52

February 16, 2013 • Auburn Arena • Auburn, Ala.

Florida's 83-52 win over the Auburn Tigers marked their fifth 30+ point win in league play this season. The Gators were extremely efficient, as they shot 57.4 percent from the floor and connected on a season-high 15 3-pointers. Redshirt senior Mike Rosario scored 22 points for UF - his career best as a Gator - to lead the team in the win. Freshman guard Michael Frazier added 18 points off the bench, hitting six of seven from beyond the arc. Senior guard Kenny Boynton had 16 points and senior forward Erik Murphy finished with 11. Junior point guard Scottie Wilbekin tied his career high of 10 assists in the win. Florida jumped out to a 13-3 lead within the first five minutes and closed out the first half with a 10-0 run to lead 47-22 at the half.

Florida	FG-A	3FG-A	FT-A	REB	PF	AT	TO	BK	ST	MN	TP
F-Murphy	4-6	3-4	0-0	0-6-6	1	3	1	1	1	28	11
C-Young	1-3	0-0	0-0	2-1-3	1	0	1	1	2	24	2
G-Boynton	5-11	4-9	2-2	0-5-5	1	4	0	0	1	33	16
G-Rosario	9-14	2-6	2-3	0-2-2	1	5	2	0	2	32	22
G-Wilbekin	3-7	0-3	0-0	0-4-4	0	10	3	0	3	28	6
Kurtz	0-0	0-0	0-0	0-1-1	0	0	0	0	0	3	0
Ogbueze	0-1	0-0	2-4	0-2-2	1	0	0	0	0	8	2
Graham	0-2	0-1	0-0	0-0-0	0	0	1	0	0	4	0
Frazier	6-7	6-7	0-0	1-2-3	1	0	0	0	0	22	18
Prather	3-3	0-0	0-1	0-2-2	4	2	1	1	0	14	6
Walker	0-0	0-0	0-0	0-0-0	1	1	0	0	0	4	0
Team				1-1-2						Deadball Reb: 3	
Totals	31-54 (.574)	15-30 (.500)	6-10 (.600)	4-26-30	11	25	9	3	9	200	83
First Half - FG: 18-30 (.600), 3-FG: 7-15 (.467), FT: 4-6 (.667)											

Auburn	FG-A	3FG-A
--------	------	-------

2012-13 RECAPS

Missouri 63, Florida 60

February 19, 2013 • Mizzou Arena • Columbia, Mo.

The University of Florida men's basketball team suffered their second in-conference loss of the regular season when they fell to Missouri, 60-63, in Columbia, Mo. With just under 11 minutes to go, the Gators led by 13 points. The host Tigers fought their way back, eventually taking the lead for good with 1:15 remaining in the game. Florida finished the game with three players scoring in double figures. Redshirt senior Mike Rosario led the team with 14 points on the night. Senior Kenny Boynton had 11 points, while freshman Michael Frazier had 10.

Florida	FG-A	3FG-A	FT-A	REB	PF	AT	TO	BK	ST	MN	TP
F-Murphy	3-11	2-9	0-0	3-0-3	3	1	2	1	0	32	8
C-Young	1-4	0-0	0-2	1-2-3	3	0	2	0	1	26	2
G-Boynton	4-13	2-9	1-1	1-3-4	1	0	2	0	2	37	11
G-Rosario	5-12	3-8	1-2	1-1-2	2	1	3	0	2	34	14
G-Wilbekin	3-6	1-3	1-3	0-5-5	2	4	2	0	0	35	8
Frazier	3-5	2-4	2-2	0-2-2	0	2	1	0	2	16	10
Prather	3-3	0-0	1-2	1-6-7	4	2	2	2	3	20	7
Team			1-1-2							Deadball Reb: 2	
Totals	22-54 (.407)	10-33 (.303)	6-12 (.500)	8-20-28	15	10	14	3	10	200	60
First Half - FG: 11-29 (.379), 3-FG: 5-17 (.294), FT: 2-2 (1.000)											

Missouri	FG-A	3FG-A	FT-A	REB	PF	AT	TO	BK	ST	MN	TP
F-Bowers	8-17	0-4	1-2	2-8-10	4	0	1	1	2	33	17
F-Oriakhi	2-3	0-0	1-2	1-3-4	2	0	3	2	0	26	5
G-Pressley	2-5	0-1	3-3	3-3-6	4	10	5	0	3	39	7
G-Bell	3-4	1-2	2-2	0-4-4	1	1	4	0	2	31	9
G-Brown	3-10	3-9	3-4	0-2-2	1	0	1	0	0	35	12
Criswell	1-3	0-0	0-0	1-3-4	1	0	0	0	0	10	2
Ross	4-11	1-6	2-2	2-2-4	2	0	5	0	1	25	11
Rosburg	0-0	0-0	0-0	1-0-1	0	0	0	0	0	1	0
Team			2-3-5							Deadball Reb: 1	
Totals	23-53 (.434)	5-22 (.227)	12-15 (.800)	12-28-40	15	11	19	3	8	200	63
First Half - FG: 11-26 (.423), 3-FG: 2-10 (.200), FT: 4-4 (.500)											

Linescore	1st	2nd	Final	Attendance: 15,061
Florida	29	31	60	Technical: None
Missouri	26	37	63	

Florida 71, Arkansas 54

February 23, 2013 • Stephen C. O'Connell Center • Gainesville, Fla.

The Gators rebounded from their second in-conference loss of the regular season, defeating Arkansas 71-54 in Gainesville, Fla. In addition, UF avenged its first setback in SEC play when they fell to the Razorbacks on the road on February 5. For the twelfth time this season, redshirt senior Mike Rosario led the team in scoring. The Jersey City, N.J. native tallied 15 points on the night. Three fellow Gators also finished in double figures. Junior Patric Young scored 14 points, while seniors Kenny Boynton and Erik Murphy had 12 apiece. Junior Casey Prather led the team on the boards with a career-best nine rebounds and fellow classmate Scottie Wilbekin dished out a team-high six assists.

Arkansas	FG-A	3FG-A	FT-A	REB	PF	AT	TO	BK	ST	MN	TP
F-Clarke	8-8	1-1	1-3	5-2-7	3	2	0	3	1	26	18
F-Powell	3-8	1-4	0-0	0-2-2	4	1	4	0	0	20	7
G-Wade	1-3	0-2	0-2	0-2-2	3	2	1	0	0	25	2
G-Scott	0-3	0-1	2-6	1-3-4	0	1	1	0	0	19	2
G-Young	0-8	0-4	3-4	0-2-2	1	2	3	0	0	31	3
Madden	1-3	0-2	0-0	0-0-0	0	1	0	0	0	8	2
Bell	5-13	4-10	0-0	0-2-2	0	0	0	0	0	21	14
Gulley	0-1	0-0	0-0	0-1-1	0	0	0	0	0	4	0
Hayden	0-2	0-1	0-0	0-0-0	4	0	1	0	0	9	0
Mickelson	1-2	0-0	0-0	0-0-0	1	0	0	0	0	9	2
Williams	1-2	0-0	0-0	2-1-3	0	0	3	0	0	6	2
Qualls	1-5	0-2	0-0	2-5-7	0	2	0	1	0	22	2
Team			5-6-11							Deadball Reb: 5	
Totals	21-58 (.362)	6-27 (.222)	6-15 (.400)	15-26-41	16	11	14	4	3	200	54
First Half - FG: 11-28 (.393), 3-FG: 3-13 (.231), FT: 3-6 (.500)											

Florida	FG-A	3FG-A	FT-A	REB	PF	AT	TO	BK	ST	MN	TP
F-Murphy	5-8	2-4	0-0	2-4-6	2	2	1	0	0	31	12
C-Young	7-10	0-0	0-1	4-3-7	4	2	0	1	0	23	14
G-Boynton	5-14	2-6	0-1	2-3-5	1	2	1	1	0	36	12
G-Rosario	5-11	2-6	3-6	0-2-2	0	0	1	0	2	35	15
G-Wilbekin	1-3	0-0	2-3	1-5-6	3	6	0	0	2	33	4
Frazier	2-9	2-7	0-0	0-3-3	1	1	2	0	0	15	6
Prather	4-7	0-0	0-0	3-6-9	1	1	3	1	3	27	8
Team										Deadball Reb: 1	
Totals	29-62 (.468)	8-23 (.348)	5-11 (.455)	12-26-38	12	14	8	3	7	200	71
First Half - FG: 13-32 (.406), 3-FG: 4-13 (.308), FT: 2-5 (.400)											

Linescore	1st	2nd	Final	Attendance: 12,609
Arkansas	28	26	54	Technical: None
Florida	32	39	71	

Tennessee 64, Florida 58

February 26, 2013 • Thompson-Boling Arena • Knoxville, Tenn.

Florida fell to Tennessee 64-58 on Tuesday in Knoxville, Tenn. for their third in-conference loss of the season. The Gators jumped out to a 9-2 lead in the first five minutes of the game, but the Volunteers fought back to lead 35-32 at the half. The teams battled back and forth in the second half, but Tennessee pulled away at the end and a depleted Florida team was unable to come back. Redshirt senior Mike Rosario led the team in scoring for the fourth straight game and 13th time this season after scoring 16 points against the Vols. Junior center Patric Young scored in double figures for the second straight game with 15 points and added five rebounds; junior forward Casey Prather tallied 10 points for his fifth double digit game this year. Junior guard Scottie Wilbekin led the team with a career-high eight rebounds and he dished out six assists on the night.

Florida	FG-A	3FG-A	FT-A	REB	PF	AT	TO	BK	ST	MN	TP
F-Murphy	3-10	1-5	0-0	1-5-6	5	0	0	0	0	33	7
C-Young	6-10	0-0	3-6	3-2-5	2	0	1	1	0	29	15
G-Boynton	1-7	0-4	0-0	0-3-3	2	1	2	0	0	37	2
G-Rosario	5-14	3-7	3-4	2-2-4	2	2	2	0	2	35	16
Wilbekin	4-9	0-1	0-0	0-8-8	4	6	1	0	2	39	8
Ogbueze	0-0	0-0	0-0	0-0-0	0	1	0	0	1	7	0
Prather	5-7	0-0	0-1	1-1-2	1	1	1	0	0	17	10
Walker	0-0	0-0	0-0	0-1-1	1	0	0	0	0	3	0
Team			1-1-2							Deadball Reb: 2	
Totals	24-57 (.421)	4-17 (.235)	6-11 (.545)	8-23-31	17	11	7	1	5	200	58
First Half - FG: 13-28 (.464), 3-FG: 3-7 (.429), FT: 3-6 (.500)											

Tennessee	FG-A	3FG-A	FT-A	REB	PF	AT	TO	BK	ST	MN	TP
F-Stokes	3-8	0-0	2-5	6-8-14	3	2	2	1	0	24	8
G-Richardson	3-7	0-1	1-2	0-4-4	1	3	0	1	1	37	7
G-Moore	0-2	0-1	0-0	2-1-3	1	0	1	0	0	11	0
G-Golden	3-10	1-4	1-2	0-0-0	2	2	2	0	1	34	8
G-McRae	9-20	3-9	6-8	2-5-7	2	4	3	2	2	39	27
Makanjuola	0-1	0-0	1-2	3-2-5	1	1	1	0	0	5	1
McBee	2-4	1-3	0-0	0-2-2	0	0	0	0	0	30	5
Hall	2-2	0-0	0-0	0-0-0	3	0	0	0	0	9	4
Lopez	1-1	0-0	0-0	0-2-2	0	1	0	0	0	3	2
Chievous	1-2	0-0	0-0	0-3-3	0	1	0	0	0	8	2
Team			0-1-1							Deadball Reb: 5	
Totals	24-57 (.421)	5-18 (.278)	11-19 (.579)	13-28-41	13	14	9	4	4	200	64
First Half - FG: 15-34 (.441), 3-FG: 4-11 (.364), FT: 1-5 (.200)											

Linescore	1st	2nd	Final	Attendance: 19,567
Florida	32	26	58	Technical: None
Tennessee	35	29	64	

Florida 64, Alabama 52

March 2, 2013 • Stephen C. O'Connell Center • Gainesville, Fla.

Florida defeated Alabama 64-52 to remain undefeated at home this season. UF took the lead early but the Crimson Tide pulled within three at the half and eventually led by eight in the second half. The Gators fought back as they used a 15-0 run in the second half to take a 56-47 lead with 3:18 remaining in the game to hold off Alabama and win their 13th conference game. Four players scored in double-figures, with senior forward Erik Murphy scoring 15 points to lead the team. Senior guard Kenny Boynton added 13 points, junior guard Scottie Wilbekin had 11 and junior forward Casey Prather had 10. Prather also led the team in rebounds, as he tied a career high by grabbing nine in the win. The Gators were able to convert from the line as they shot 84.6 percent on free throws, making 22-of-26 while Alabama attempted only 10 free throws. UF is 14-0 when shooting more free throws than their opponent.

Alabama	FG-A	3FG-A	FT-A	REB	PF	AT	TO	BK	ST	MN	TP
C-Gueye	1-1	0-0	0-0	0-1-1	4	0	0	0	0	15	2
G-Lacey	4-14	3-5	0-0	0-5-5	2	3	0	1	0	36	11
G-Relford	5-12	0-3	2-2	2-1-3	2	4	2	0	1	38	12
G-Randolph	1-5	0-3	1-3	0-2-2	4	0	1	0	1	29	3
G-Cooper	2-6	1-4	0-0	1-1-2	4	0	3	1	0	26	5
Jacobs	5-10	0-0	1-4	4-1-5	2	0	1	2	0	25	11
Steele	1-2	0-0	0-0	2-1-3	2	0	1	0	2	14	2
Pollard	2-4	0-0	0-1	1-2-3	1	0	0	0	0	10	4
Obasohan	1-1	0-0	0-0	0-1-1	1	0	1	0	1	7	2
Team			3-3-6							Deadball Reb: 2	
Totals	22-55 (.400)	4-15 (.267)	4-10 (.400)	13-18-31	22	7	11	4	5	200	52
First Half - FG: 12-28 (.429), 3-FG: 2-7 (.286), FT: 0-2 (.000)											

Florida	FG-A	3FG-A	FT-A	REB	PF	AT	TO	BK	ST	MN	TP
F-Murphy	5-8	1-3	4-4	2-6-8	3	0	1	2	1	30	15
C-Young	3-6	0-0	3-4	1-3-4	4	0	0	3	0	29	9
G-Boynton	3-8	1-3	6-7	0-2-2	1	3	0	0	0	35	13
G-Rosario	2-7	0-5	2-2	0-0-0	0	2	3	0	1	27	6
G-Wilbekin	4-7	0-1	3-3	0-3-3	0	1	4	0	1	38	11
Yeguete	0-2	0-0	0-0	1-0-1	0	1	0	0	0	11	0
Frazier	0-1	0-1	0-2	0-0-0	0	0	1	0	0	6	0
Prather	3-6	0-0	4-4	2-7-9	1	1	0	0	0	24	10
Team			3-3-6							Deadball Reb: 2	
Totals	20-45 (.444)	2-13 (.154)	22-26 (.846)	9-24-33	9	7	10	5	3		

2012-13 RECAPS

Florida 66, Vanderbilt 40

March 6, 2013 • Stephen C. O'Connell Center • Gainesville, Fla.

The Gators clinched the regular season SEC title outright with their 66-40 win over Vanderbilt at home on senior night. The win solidified an undefeated season at home as they finished 15-0 in the O'Connell Center. The Commodores kept it close until guard Michael Frazier hit a three at the 11:39 mark in the second half to spur a 19-3 run. Senior guard Kenny Boynton led the team with 15 points, scoring 13 of those in the second half. Junior center Patric Young added 14 and senior forward Erik Murphy recorded 10 points and a game-high tying six rebounds. The Gators' defense stifled the Commodores who shot just 26.9 percent from the floor, the second-lowest shooting percentage UF has held an opponent to all season.

Vanderbilt	FG-A	3FG-A	FT-A	REB	PF	AT	TO	BK	ST	MN	TP
F-Odom	1-8	1-6	1-2	3-3-6	1	1	0	0	0	29	4
C-Henderson	3-7	0-0	0-0	2-1-3	1	0	2	0	0	13	6
G-Johnson	5-9	2-5	3-4	0-2-2	0	1	0	0	0	34	15
G-Bright	0-5	0-5	0-0	1-3-4	1	1	0	0	0	32	0
G-Parker	3-8	1-2	0-2	1-5-6	1	1	2	0	1	29	7
Fuller	1-3	0-0	0-0	0-1-1	2	1	1	0	0	21	2
Astroth	0-1	0-0	0-0	0-0-0	0	0	0	0	0	3	0
Jeter	1-5	0-4	2-3	1-2-3	4	1	2	1	1	20	4
Moats	0-3	0-1	0-0	1-1-2	2	0	1	0	0	12	0
Siakam	0-3	0-1	2-4	1-1-2	1	1	0	2	0	7	2
Team			3-1-4				1			Deadball Reb: 5	
Totals	14-52 (.269)	4-24 (.167)	8-15 (.533)	13-20-33	13	7	9	3	2	200	40
First Half - FG: 5-22 (.227), 3-FG: 1-10 (.100), FT: 3-6 (.500)											

Florida	FG-A	3FG-A	FT-A	REB	PF	AT	TO	BK	ST	MN	TP
F-Murphy	3-6	1-2	3-5	0-6-6	4	1	1	0	0	27	10
C-Young	6-7	0-0	2-2	1-3-4	3	1	0	3	1	24	14
G-Boynton	4-11	3-7	4-4	0-2-2	0	2	0	0	0	33	15
G-Rosario	2-7	1-3	0-0	0-2-2	1	3	1	0	0	31	5
G-Wilbekin	2-3	2-2	2-2	0-1-1	1	4	3	0	0	30	8
Kurtz	0-0	0-0	0-0	0-0-0	0	0	0	0	0	2	0
Ogbueze	0-0	0-0	0-0	0-0-0	0	0	0	0	0	2	0
Graham	0-1	0-1	0-0	0-0-0	0	0	0	0	0	2	0
Yeguede	2-4	0-0	0-0	2-2-4	1	1	2	0	0	12	4
Frazier	2-3	2-3	0-0	0-6-6	2	1	0	0	0	22	6
Prather	2-4	0-0	0-0	1-1-2	5	0	1	1	1	13	4
Walker	0-1	0-0	0-0	0-1-1	0	0	0	0	0	2	0
Team			1-3-4							Deadball Reb: 1	
Totals	23-47 (.489)	9-18 (.500)	11-13 (.846)	5-27-32	17	13	8	4	2	200	66
First Half - FG: 10-24 (.417), 3-FG: 2-6 (.333), FT: 2-4 (.500)											

Linescore	1st	2nd	Final	Attendance: 10,504
Vanderbilt	14	26	40	
Florida	24	42	66	Technical: Vanderbilt-Jeter

Florida 80, LSU 58

March 15, 2013 • Bridgestone Arena • Nashville, Tenn.

The Gators secured their third straight trip to the SEC Tournament semifinals with an 80-58 victory against LSU. Senior Erik Murphy had a career-day in Nashville, recording 27 points and 12 rebounds, both career-highs. In addition, he tallied his second consecutive double-double and third of his collegiate career. Juniors Scottie Wilbekin and Patric Young and freshman Michael Frazier II all scored in double figures and senior Kenny Boynton registered a game-best seven assists on the day.

LSU	FG-A	3FG-A	FT-A	REB	PF	AT	TO	BK	ST	MN	TP
F-O'Bryant III	3-7	0-0	2-6	2-1-3	4	1	2	1	1	25	8
F-Coleman	3-9	0-2	1-3	1-1-2	3	1	2	0	2	28	7
G-Carmouche	4-10	3-5	3-7	0-2-2	1	3	0	0	1	28	14
G-Hickey	2-4	1-1	0-0	1-4-5	1	1	2	0	1	29	5
G-Stringer	2-7	2-6	1-2	0-0-0	2	0	1	1	1	28	7
Courtney	1-3	0-0	3-4	1-1-2	1	0	0	2	0	13	5
Collins	2-5	2-3	0-0	0-0-0	1	1	0	1	0	12	6
Hamminck	0-3	0-0	1-2	3-0-3	2	0	0	1	1	9	1
Morgan	1-3	1-2	1-2	1-2-3	1	0	1	0	0	15	4
Del Piero	0-3	0-0	1-2	1-5-6	2	0	1	0	0	13	1
Team			1-0-1				1			Deadball Reb: 10, 1	
Totals	18-54 (.333)	9-19 (.474)	13-28 (.464)	11-16-27	18	7	10	6	7	200	58
First Half - FG: 11-27 (.407), 3-FG: 5-8 (.625), FT: 1-3 (.333)											

Florida	FG-A	3FG-A	FT-A	REB	PF	AT	TO	BK	ST	MN	TP
C-Young	3-5	0-0	4-10	2-4-6	4	1	1	1	0	23	10
F-Murphy	11-15	5-7	0-2	4-8-12	3	0	2	0	0	25	27
G-Boynton	1-7	0-4	0-0	2-1-3	0	7	1	0	0	25	2
G-Rosario	2-7	0-2	3-3	0-3-3	2	3	3	0	0	27	7
G-Wilbekin	6-8	4-5	0-0	1-1-2	3	3	1	0	2	27	16
Kurtz	1-2	0-0	0-0	1-1-2	0	0	0	0	0	1	2
Ogbueze	0-0	0-0	0-0	0-1-1	1	0	3	0	0	6	0
Graham	0-1	0-0	0-0	0-0-0	0	0	0	0	0	4	0
Yeguede	1-2	0-0	1-2	0-4-4	1	1	1	0	0	21	3
Frazier	3-5	2-2	3-4	2-3-5	2	2	0	0	0	20	11
Prather	1-4	0-0	0-1	1-3-4	1	0	3	0	0	17	2
Walker	0-1	0-0	0-0	0-0-0	1	0	1	0	0	4	0
Team			4-1-5							Deadball Reb: 5	
Totals	29-57 (.509)	11-20 (.550)	11-22 (.500)	17-30-47	18	17	16	1	2	200	80
First Half - FG: 18-32 (.563), 3-FG: 6-12 (.500), FT: 1-7 (.143)											

Linescore	1st	2nd	Final	Attendance: 15,649
LSU	28	30	58	
Florida	43	37	80	Technical: None

Kentucky 61, Florida 57

March 9, 2013 • Rupp Arena • Lexington, Ky.

Florida lost just their fourth conference game this season as they fell to Kentucky 57-61. The Wildcats jumped out to a quick lead in the first half, but the Gators rallied back as both teams went into the half tied at 31. Florida had a seven-point lead at the 7:36 mark in the second half, but was unable to hold on. A bright spot was senior forward Erik Murphy who earned the third double-double of his career, tallying 17 points and 11 rebounds on the afternoon. Also scoring in double figures was junior center Patric Young who had 10 points. Junior forward Casey Prather added some defensive pressure recording a career-high-tying nine rebounds and two blocks. Despite the loss, the Gators still held Kentucky to just 39.3 percent shooting on the day - marking the second time this season UF has lost when shooting a higher percentage than their opponent and the 17th time this season that they have held an opponent to under 40 percent shooting. Kentucky had three players score in double figures and forward Alex Poythress brought down a game-high 12 rebounds for the Wildcats.

Florida	FG-A	3FG-A	FT-A	REB	PF	AT	TO	BK	ST	MN	TP	
F-Murphy	6-11	3-6	2-2	2-9-11	4	0	2	0	0	31	17	
C-Young	5-11	0-0	0-0	1-1-2	3	1	1	1	1	0	24	10
G-Boynton	4-10	1-3	0-0	1-1-2	1	0	1	0	0	35	9	
G-Rosario	2-6	0-0	2-2	0-1-1	2	3	4	0	1	28	6	
G-Wilbekin	2-8	1-4	2-2	0-1-1	3	2	2	0	0	26	7	
Yeguede	1-2	0-0	2-4	1-5-6	1	2	0	0	1	19	4	
Frazier	0-1	0-1	0-0	0-2-2	1	0	1	0	1	13	0	
Prather	2-6	0-0	0-0	2-1-9	4	0	1	2	0	24	4	
Team										Deadball Reb: 1		
Totals	22-55 (.400)	5-14 (.357)	8-10 (.800)	7-27-34	19	8	12	3	3	200	57	
First Half - FG: 13-31 (.419), 3-FG: 2-9 (.222), FT: 3-4 (.750)												

Kentucky	FG-A	3FG-A	FT-A	REB	PF	AT	TO	BK	ST	MN	TP
F-Cauley-Stein	2-5	0-0	2-4	3-5-8	4	1	3	4	1	25	6
F-Poythress	4-7	0-1	1-2	3-9-12	1	2	1	0	0	32	9
G-Goodwin	5-13	0-3	6-12	1-3-4	3	1	2	0	4	35	16
G-Harrow	5-12	1-1	2-2	0-4-4	3	2	1	0	0	31	13
G-Mays	4-10	3-9	2-2	0-1-1	0	2	1	0	2	39	13
Hood	0-0	0-0	0-0	0-0-0	1	0	0	1	0	5	0
Polson	2-2	0-0	0-0	1-1-2	0	2	1	0	0	13	4
Wiltjer	0-7	0-3	0-0	2-2-4	1	0	0	0	0	20	0
Team				3-2-5						Deadball Reb: 3	
Totals	22-56 (.393)	4-17 (.235)	13-22 (.591)	13-27-40	13	10	10	5	7	200	61
First Half - FG: 12-31 (.387), 3-FG: 3-11 (.273), FT: 4-8 (.500)											

Linescore	1st	2nd	Final	Attendance: 24,294
Florida	31	26	57	
Kentucky	31	30	61	Technical: None

Florida 61, Alabama 51

March 16, 2013 • Bridgestone Arena • Nashville, Tenn.

Down 10 with just over 16 minutes remaining in regulation, Florida used a 15-0 run to take the lead for good and defeated Alabama 61-51 in the semifinals of the SEC Tournament. The victory clinched a trip to the SEC Tournament final for UF, their second appearance in the past three years. Senior Kenny Boynton led the Gators on the day. Boynton had 11 of his game-best 16 points on the team's 15-0 run. Junior Patric Young and red-shirt senior Mike Rosario also scored in double figures. Young had 13 points and a game-high nine rebounds, while Rosario finished with 10 points.

Alabama	FG-A	3FG-A	FT-A	REB	PF	AT	TO	BK	ST	MN	TP
C-Gueye	0-2	0-0	0-2	1-4-5	2	0	2	1	0	12	0
G-Lacey	4-13	3-6	0-0	0-5-5	3	2	1	0	0	37	11
G-Releford	4-8	0-2	4-4	0-2-2	1	2	1	0	0	34	12
G-Randolph	2-3	1-1	0-1	1-3-4	1	1	2	0	0	30	5
G-Cooper	2-4	2-3	0-0	0-2-2	4	0	1	0	0	23	6
Jacobs	5-7	0-0	1-1	1-3-4	1	0	1	0	0	28	11
Pollard	0-1	0-0	2-2	1-0-1	2	0	0	0	0	17	2
Obasohan	2-4	0-0	0-2	1-1-2	1	0	2	0	0	19	4
Team				2-1-3						Deadball Reb: 2, 1	
Totals	19-42 (.452)	6-12 (.500)	7-12 (.583)	7-21-28	15	5	12	1	0	200	51
First Half - FG: 11-20 (.550), 3-FG: 3-5 (.600), FT: 3-5 (.600)											

Florida	FG-A	3FG-A	FT-A	REB	PF	AT	TO	BK	ST	MN	TP
F-Murphy	2-7	0-3	2-4	2-3-5	3	3	1	0	0	26	6
C-Young	6-10	0-0	1-3	3-6-9	2	0	1	1	2	30	13
G-Boynton	6-12	2-6	2-2	0-2-2	0	0	0	0	0	29	16
G-Rosario	3-6	1-3	3-3	0-1-1	1	0	1	0	1	29	10
G-Wilbekin	1-4	0-2	2-2	0-2-2	1	4	1	0	3	37	4
Yeguede	2-6	0-0	2-2	4-2-6	3	0	0	0	0	19	6
Frazier	0-3	0-3	0-0	0-1-1	2	2	0	1	1	16	0
Prather	3-4	0-0	0-2	1-1-2	1	0	0	0	0	14	6
Team				0-1-1						Deadball Reb: 3	
Totals	23-52 (.442)	3-17 (.176)	12-18 (.667)	10-19-29	13	9	4	2	7	200	61
First Half - FG: 11-27 (.407), 3-FG: 1-8 (.125), FT: 2-5 (.400)											

Linescore	1st	2nd	Final	Attendance: 14,574
Alabama	28	23	51	
Florida	25	36	61	Technical: None

2012-13 RECAPS

Ole Miss 66, Florida 63

March 17, 2013 • Bridgestone Arena • Nashville, Tenn.

In their sixth SEC Tournament final appearance in the past 10 years, Florida suffered a 66-63 setback to Ole Miss. Redshirt senior Mike Rosario scored a team-best 18 points and collected a career-best nine rebounds, also the highest figure on the squad. Senior Kenny Boynton also scored in double figures, finishing with 13 points on the day. After the game, Boynton and classmate Erik Murphy were recognized for their efforts in the SEC Tournament and were named to the All-Tournament Team.

Ole Miss	FG-A	3FG-A	FT-A	REB	PF	AT	TO	BK	ST	MN	TP
F-Buckner	5-9	0-0	1-4	1-4-5	4	3	2	3	0	38	11
F-Holloway	11-14	0-0	1-2	3-7-10	1	1	2	2	3	37	23
G-Millinghaus	2-6	1-3	0-0	0-2-2	0	1	2	0	2	11	5
G-Williams	2-6	0-2	6-6	3-1-4	5	0	0	1	1	32	4
G-Henderson	6-14	3-8	0-0	1-3-4	2	2	7	0	3	39	21
Newby	0-0	0-0	0-0	0-0-0	0	0	0	0	0	2	0
White	1-7	0-3	0-0	0-9-9	2	4	1	0	0	34	2
Perez	0-1	0-0	0-0	1-2-3	2	0	0	0	0	4	0
Brutus	0-0	0-0	0-0	0-0-0	0	0	0	0	0	3	0
Team				0-0-0						Deadball Reb: 3, 1	
Totals	27-57 (.474)	4-16 (.250)	8-12 (.667)	9-28-37	16	11	14	6	9	200	66
First Half - FG: 12-29 (.414), 3-FG: 2-9 (.222), FT: 0-2 (.000)											

Florida	FG-A	3FG-A	FT-A	REB	PF	AT	TO	BK	ST	MN	TP
F-Murphy	3-11	1-6	2-2	1-6-7	2	1	2	0	1	28	9
C-Young	1-3	0-0	1-4	3-1-4	1	1	0	1	1	28	3
G-Boynton	5-11	3-9	0-0	1-0-1	0	2	3	0	0	28	13
G-Rosario	7-14	3-5	1-2	2-7-9	2	1	3	0	1	34	18
G-Wilbekin	3-11	1-6	0-2	0-1-1	3	4	3	0	0	34	7
Yeguate	0-3	0-0	3-4	2-1-3	1	0	0	0	3	18	3
Frazier	3-6	3-5	0-1	1-2-3	0	0	1	0	1	22	9
Prather	0-0	0-0	1-2	0-2-2	1	0	1	0	1	8	1
Team				3-1-4						Deadball Reb: 4, 1	
Totals	22-59 (.373)	11-31 (.355)	8-17 (.471)	13-21-34	10	9	13	1	8	200	63
First Half - FG: 13-28 (.464), 3-FG: 7-14 (.500), FT: 5-6 (.833)											

Linescore	1st	2nd	Final	Attendance: 12,138
Ole Miss	26	40	66	Technical: None
Florida	38	25	63	

Florida 79, Northwestern State 47

March 22, 2013 • Erwin Center • Austin, Texas

No. 3 seed Florida opened up NCAA Tournament action with a definitive win over No. 14 seed Northwestern State in the second round of the South Regional. Erik Murphy led four Gators in double figures with a game-high 18 points. Kenny Boynton became one of only two players in UF history to surpass the 2,000-point mark; his 11 points give him a career total of 2,006 - 84 points behind Florida scoring leader Ronnie Williams.

N'western St.	FG-A	3FG-A	FT-A	REB	PF	AT	TO	BK	ST	MN	TP
F-Robinson	2-4	0-2	1-1	1-0-1	4	0	2	0	0	18	5
F-Hicks	4-8	0-0	4-4	1-7-8	1	2	2	0	0	23	12
C-Evans	2-5	0-0	1-2	0-1-1	2	0	1	1	0	22	5
G-Davis	2-4	0-1	1-2	0-0-0	2	1	2	0	0	22	5
G-Stewart	1-4	1-4	0-0	0-2-2	0	1	0	0	0	21	3
Adams, A.	0-0	0-0	0-0	0-1-1	0	0	0	0	0	1	0
Adams, D.	0-0	0-0	0-0	0-0-0	0	0	0	0	0	1	0
Williams	0-0	0-0	0-0	0-0-0	0	0	0	0	0	1	0
West	2-7	1-3	0-0	0-2-2	1	4	2	0	1	26	5
Killian	0-1	0-0	0-0	1-0-1	0	0	0	0	0	1	0
Harris	0-1	0-0	0-0	0-0-0	0	0	1	0	0	1	0
White	3-7	0-2	0-0	0-0-0	3	0	1	0	1	19	6
Hulbin	1-6	1-3	0-0	0-1-1	2	0	0	0	0	14	3
Roberson	0-2	0-1	0-0	0-1-1	3	0	4	0	0	15	0
Frazier	1-1	0-0	1-2	0-3-3	1	1	0	2	0	15	3
Team				3-2-5						Deadball Reb: 2	
Totals	18-50 (.360)	3-16 (.188)	8-11 (.727)	6-20-26	19	9	15	3	2	200	47
First Half - FG: 13-24 (.542), 3-FG: 3-7 (.429), FT: 3-4 (.750)											

Florida	FG-A	3FG-A	FT-A	REB	PF	AT	TO	BK	ST	MN	TP
F-Murphy	8-11	2-3	0-0	3-5-8	0	1	0	0	2	28	18
C-Young	6-10	0-0	4-10	3-6-9	1	2	2	1	1	29	16
G-Boynton	3-7	2-4	3-4	1-1-2	2	1	1	0	0	22	11
G-Rosario	3-9	2-5	0-0	1-1-2	2	1	1	0	0	15	8
G-Wilbekin	4-6	0-2	3-4	1-0-1	0	4	2	0	2	32	11
Kurtz	0-0	0-0	0-0	0-1-1	0	0	0	0	0	1	0
Ogbueze	0-1	0-1	0-0	0-0-0	0	1	0	0	0	2	0
Graham	1-1	0-0	0-0	0-0-0	0	0	0	0	0	2	2
Yeguate	1-6	0-0	1-2	2-6-8	4	0	0	0	1	20	3
Frazier	0-4	0-4	3-3	1-2-3	1	0	1	0	2	24	3
Prather	2-5	0-1	0-0	3-2-5	2	3	1	1	2	23	4
Walker	1-1	1-1	0-0	0-1-1	0	0	0	0	0	2	3
Team				1-2-3						Deadball Reb: 5	
Totals	29-61 (.475)	7-21 (.333)	14-23 (.609)	16-27-43	12	13	8	2	10	200	79
First Half - FG: 17-33 (.515), 3-FG: 4-7 (.571), FT: 2-6 (.333)											

Linescore	1st	2nd	Final	Attendance: 13,825
Northwestern St.	32	15	47	Technical: None
Florida	40	39	79	

Florida 78, Minnesota 64

March 24, 2013 • Erwin Center • Austin, Texas

Florida punched their ticket to their third straight Sweet Sixteen appearance with a 14-point win over No. 11 seed Minnesota in only the second meeting between the two schools. Florida's 48 points at the half is the most first-half points ever by a Gator team in the NCAA Tournament. UF had three players score in double figures, led by senior guard Mike Rosario with 25 points on 8-12 shooting and 6-9 from 3-point range. It is his career high while donning the orange and blue and the most points scored by a Gator in the tournament since Vernon Macklin notched 25 versus Butler on March 26, 2011. Also scoring in double digits were senior forward Erik Murphy (15) and junior guard Scottie Wilbekin (12). Florida, who has been struggling from the free-throw line at times this year, was put at the charity stripe a season-high 36 times by the Gophers. Florida rose to the occasion, hitting 26 shots for 72.2 percent, with Wilbekin hitting 7-of-10.

Minnesota	FG-A	3FG-A	FT-A	REB	PF	AT	TO	BK	ST	MN	TP
F-Mbakwe	3-7	0-0	5-8	4-2-6	4	1	3	0	0	21	11
F-Williams	3-11	0-1	4-5	1-4-5	4	2	2	1	1	30	10
G-Hollins, An.	8-13	6-10	3-5	1-4-5	4	1	4	0	2	31	25
G-Coleman	1-2	0-0	2-2	0-1-1	3	2	1	0	0	31	4
G-Hollins, Au.	3-7	2-6	2-2	1-2-3	4	1	1	0	1	37	10
Welch	0-1	0-1	0-0	1-1-2	0	0	1	0	0	7	0
Osenieks	0-2	0-0	0-0	0-0-0	2	0	0	0	0	6	0
Ahanmisi	0-0	0-0	0-0	0-0-0	1	0	1	0	0	6	0
Walker	0-1	0-0	0-0	0-0-0	0	1	0	0	0	4	0
Ingram	2-4	0-0	0-0	3-1-4	3	0	0	0	0	15	4
Eliaison	0-2	0-0	0-0	0-1-1	0	3	0	0	0	12	0
Team				2-0-2						Deadball Reb: 2	
Totals	20-50 (.400)	8-18 (.444)	16-22 (.727)	13-16-29	25	11	14	1	4	200	64
First Half - FG: 9-23 (.391), 3-FG: 4-8 (.500), FT: 5-7 (.714)											

Florida	FG-A	3FG-A	FT-A	REB	PF	AT	TO	BK	ST	MN	TP
F-Murphy	5-7	2-4	3-3	0-4-4	5	1	1	0	0	24	15
C-Young	0-2	0-0	5-6	3-4-7	4	2	3	1	0	26	5
G-Boynton	2-8	1-5	2-2	0-1-1	0	1	3	0	1	26	7
G-Rosario	8-12	6-9	3-4	1-1-2	1	1	0	0	2	34	25
G-Wilbekin	2-3	1-1	7-10	0-1-1	3	6	3	0	1	34	12
Yeguate	1-1	0-0	5-9	1-4-5	3	2	3	0	2	25	7
Frazier	0-1	0-1	0-0	0-2-2	0	0	1	0	0	9	0
Prather	3-3	0-0	1-2	1-1-2	2	0	0	2	1	22	7
Team				0-2-2						Deadball Reb: 4, 1	
Totals	21-37 (.568)	10-20 (.500)	26-36 (.722)	6-20-26	18	13	14	3	10	200	78
First Half - FG: 15-23 (.652), 3-FG: 7-14 (.500), FT: 11-13 (.846)											

Linescore	1st	2nd	Final	Attendance: 14,520
Minnesota	27	37	64	Technical: None
Florida	48	30	78	

Florida 62, Florida Gulf Coast, 50

March 29, 2013 • Cowboys Stadium • Arlington, Texas

The Gators overcame an 11-point deficit with a 16-0 run and went on to defeat No. 15 seed Florida Gulf Coast and advance to their third straight Elite 8. The run, which started with 5:10 remaining in the first half, was sparked by two 3-pointers from freshman guard Michael Frazier II. Leading UF in scoring for the 16th time this season was redshirt-senior Mike Rosario with 15 points. Also scoring in double figures were juniors Scottie Wilbekin (13) and Casey Prather (11). Junior Will Yeguate had one of his best defensive performances and combined with Prather and Frazier to give Florida 19 points off the bench. Though the Gators struggled at times to get their shots to fall, their tenacity and offensive rebounding enabled them to tally 16 second-chance points. Despite it being their first appearance in the NCAA Tournament, FGCU had been winning in convincing fashion and scoring at least 44 points in the second half until Florida limited them to 24 Friday night. The Gators, who have held opponents to an average of 16.4 points below their average ppg so far this season, have held their NCAA Tournament opponents to 20.8 points below their scoring average. The 12-point victory also extended the Gators' feat of capturing all 29 of their wins by double digits.

FGCU	FG-A	3FG-A	FT-A	REB	PF	AT	TO	BK	ST	MN	TP
F-McKnight	1-3	0-0	0-2	1-0-1	1	0	1	1	0	22	2
F-Fieler	5-10	2-4	0-0	1-5-6	2	1	4	1	2	33	12
G-Corner	1-5	0-0	2-2	0-4-4	4	7	9	0	3	31	4
G-Thompson	2-7	1-3	1-2	0-2-2	5	1	2	0	0	28	6
G-Brown	7-13	0-2	0-2	2-4-6	3	0	2	0	1	38	14
Varidel	3-5	1-2	3-3	0-1-1	0	0	0	0	0	15	10
Cvijeticanin	0-0	0-0	0-0	0-1-1	1	0	0	0	0	6	0
Murray	1-1	0-0	0-0	0-3-3	2	1	1	1	1	18	2
Graf	0-0	0-0	0-0	1-2-3	2	1	1	0	0	9	0
Team				1-0-1						Deadball Reb: 3	
Totals	20-44 (.455)	4-11 (.364)	6-11 (.545)	6-22-28	20	11	20	3	7	200	50
First Half - FG: 9-16 (.563), 3-FG: 3-4 (.750), FT: 5-7 (.714)											

2012-13 RECAPS

Michigan 79, Florida 59

March 31, 2013 • Cowboys Stadium • Arlington, Texas

The University of Florida men's basketball team suffered a 79-59 loss to Michigan in the South regional final of the NCAA Tournament. Florida finished the season with 29 victories, third most in program history. Senior Kenny Boynton and junior Will Yeguete each scored a team-high tying 13 points. Boynton, who ranks second on Florida's all-time scoring list, finished his Gator career with 2,033 points.

Michigan	FG-A	3FG-A	FT-A	REB	PF	AT	TO	BK	ST	MN	TP
F-Robinson	3-7	0-1	0-0	1-1-2	1	0	1	2	1	34	6
F-McGary	5-8	0-0	1-2	2-7-9	4	0	1	2	5	25	11
G-Burke	5-16	1-5	4-4	2-6-8	2	7	1	0	3	35	15
G-Hardaway	3-13	1-5	2-3	0-4-4	1	5	2	0	0	35	9
G-Stauskas	7-8	6-6	2-3	0-0-0	0	3	2	0	0	31	22
Albrecht	3-4	1-1	0-0	0-1-1	1	1	0	0	3	14	7
Akunne	0-1	0-0	0-0	0-0-0	0	0	0	0	0	2	0
Vogrich	1-1	1-1	0-0	0-0-0	0	0	0	0	1	1	3
Horford	3-3	0-0	0-1	1-3-4	3	0	1	0	0	8	6
Bartelstein	0-1	0-0	0-0	0-0-0	0	0	0	0	0	2	0
McLimans	0-0	0-0	0-0	0-0-0	0	0	0	0	0	2	0
LeVert	0-1	0-0	0-0	0-1-1	0	1	1	1	0	2	0
Person	0-1	0-0	0-0	0-0-0	0	0	0	0	0	2	0
Bielfeldt	0-0	0-0	0-0	0-0-0	0	0	0	0	0	1	0
Morgan	0-1	0-0	0-0	2-3-5	1	1	0	0	0	6	0
Team				1-0-1			2		Deadball Reb: 3		
Totals	30-65 (.462)	10-19 (.526)	9-13 (.692)	9-26-35	13	18	11	5	13	200	79
First Half - FG: 19-37 (.514), 3-FG: 7-11 (.636), FT: 2-3 (.667)											

Florida	FG-A	3FG-A	FT-A	REB	PF	AT	TO	BK	ST	MN	TP
F-Murphy	0-11	0-2	0-0	4-4-8	1	2	3	2	0	22	0
C-Young	4-8	0-0	0-1	1-6-7	2	0	1	1	0	25	8
G-Boynton	4-8	1-3	4-6	0-2-2	0	0	1	0	1	33	13
G-Rosario	4-9	0-4	1-2	0-2-2	0	0	3	0	0	30	9
G-Wilbekin	1-6	0-0	2-2	0-3-3	5	7	4	0	4	27	4
Kurtz	0-0	0-0	0-0	1-1-2	0	1	0	0	0	1	0
Ogbueze	1-2	0-0	0-0	0-0-0	0	0	0	0	0	1	2
Graham	1-1	1-1	0-0	0-0-0	0	0	0	0	0	1	3
Yeguete	5-5	0-0	3-5	2-5-7	1	0	0	0	1	23	13
Frazier	0-1	0-0	0-0	0-1-1	2	1	0	0	1	15	0
Prather	3-5	0-0	1-1	1-1-2	0	2	3	0	0	21	7
Walker	0-0	0-0	0-0	0-0-0	0	0	0	0	0	1	0
Team				0-2-2					Deadball Reb: 4		
Totals	23-56 (.411)	2-10 (.200)	11-17(.647)	9-27-36	11	13	15	3	7	200	59
First Half - FG: 12-29 (.414), 3-FG: 1-4 (.250), FT: 5-7 (.714)											

Linescore	1st	2nd	Final	
Michigan	47	32	79	Attendance: 36,585
Florida	30	29	59	Technical: None

#0 JACOB KURTZ

SOPHOMORE | GUARD | 6-5 | 195 | OVIEDO, FLA. | HAGERTY



KURTZ 2012-13 GAME-BY-GAME STATISTICS

Opponent	Date	GS	Min	FG	FGA	Pct	3FG	FGA	Pct	FT	FTA	Pct	Off	Def	Tot	Avg	PF	FO	A	TO	Blk	Stl	Pts	Avg	
ALABAMA STATE	11/11/12	4	0	0	.000	0	0	.000	1	2	.500	0	0	0	0.0	1	0	0	0	0	0	0	1	1.0	
vs. Middle Tennessee State	11/18/12	1	0	0	.000	0	0	.000	0	0	.000	0	0	0	0.0	0	0	0	0	0	0	0	0	0.5	
SAVANNAH STATE	11/20/12	1	0	0	.000	0	0	.000	0	0	.000	0	0	0	0.0	0	0	0	0	0	0	0	0	0.3	
MARQUETTE	11/29/12	2	0	0	.000	0	0	.000	0	0	.000	0	0	0	0.0	0	0	0	0	0	0	0	0	0.3	
at Florida State	12/05/12	1	0	0	.000	0	0	.000	0	0	.000	0	0	0	0.0	0	0	0	0	0	0	0	0	0.2	
SE LOUISIANA	12/19/12	3	0	0	.000	0	0	.000	0	0	.000	0	0	0	0.0	0	0	0	0	0	0	0	0	0.2	
at Yale	01/06/13	2	0	2	.000	0	0	.000	0	0	.000	1	0	1	0.1	0	0	0	0	0	0	0	0	0.1	
GEORGIA	01/09/13	3	2	2	1.000	1	1	1.000	0	0	.000	0	1	1	0.3	1	0	0	0	0	0	0	5	0.8	
at Texas A&M	01/17/13	3	0	0	.000	0	0	.000	0	0	.000	0	0	0	0.2	0	0	0	0	0	0	0	0	0.7	
MISSOURI	01/19/13	2	1	1	1.000	0	0	.000	0	0	.000	0	0	0	0.2	1	0	0	0	0	0	1	2	0.8	
at Mississippi State	01/26/13	3	0	0	.000	0	0	.000	0	0	.000	1	2	3	0.5	0	0	1	0	0	0	0	0	0.7	
SOUTH CAROLINA	01/30/13	4	1	1	1.000	0	0	.000	0	0	.000	0	0	0	0.4	0	0	0	0	0	0	1	2	0.8	
OLE MISS	02/02/13	0	0	0	.000	0	0	.000	0	0	.000	0	0	0	0.4	0	0	0	0	0	0	0	0	0.8	
MISSISSIPPI STATE	02/09/13	2	0	0	.000	0	0	.000	0	0	.000	0	0	0	0.4	1	0	0	0	0	0	0	0	0.7	
KENTUCKY	02/12/13	1	0	0	.000	0	0	.000	0	0	.000	0	0	0	0.3	1	0	0	0	0	0	0	0	0.7	
at Auburn	02/16/13	3	0	0	.000	0	0	.000	0	0	.000	0	1	1	0.4	0	0	0	0	0	0	0	0	0.6	
VANDERBILT	03/06/13	2	0	0	.000	0	0	.000	0	0	.000	0	0	0	0.4	0	0	0	0	0	0	0	0	0.6	
vs. LSU	03/15/13	1	1	2	.500	0	0	.000	0	0	.000	1	1	2	0.4	0	0	0	0	0	0	0	2	0.7	
vs. Northwestern State	03/22/13	1	0	0	.000	0	0	.000	0	0	.000	0	1	1	0.5	0	0	0	0	0	0	0	0	0.6	
vs. Michigan	03/31/13	1	0	0	.000	0	0	.000	0	0	.000	1	1	2	0.6	0	0	1	0	0	0	0	0	0.6	
Totals		20	0	40	5	8	.625	1	1	1.000	1	2	.500	4	7	11	0.6	5	0	2	0	0	2	12	0.6

KURTZ CAREER STATISTICS

Season	GP-GS	MP	FGM-FGA	PCT.	3PT-ATT	PCT.	FT-FTA	PCT.	REB	AVG.	A	TO	BS	ST	PF-DQ	TP	AV.
2011-12	4-0	8	0-0	.000	0-0	.000	2-2	1.000	1	0.3	0	0	0	0	0-0	2	0.5
2012-13	20-0	40	5-8	.625	1-1	1.000	1-2	.500	11	0.6	2	0	0	2	5-0	12	0.6
Totals	24-0	48	5-8	.625	1-1	1.000	3-4	.750	12	0.5	2	0	0	2	5-0	14	0.6

Earned a spot on the roster in Oct. 2011...Enrolled at UF in Fall 2010 and was a basketball manager during the 2010-11 season...AS A SOPHOMORE IN 2012-13...Hit one of two free throws in four minutes vs. Alabama St...Pulled down a rebound at Yale...Made good on his first 3-point attempt as a Gator and tallied a career-best five points in the SEC opener against Georgia...Recorded two points and a steal against Missouri...Pulled down a career-best three rebounds and dished out his first career assist at Mississippi State...Scored two points and had a steal against South Carolina...Pulled down one rebound at Auburn...Tallied two points and two rebounds against LSU in the SEC Tournament quarterfinals...Pulled down one rebound versus Northwestern State in the NCAA Tournament...Had two rebounds and an assist against Michigan in the NCAA Tournament...Played in 20 games this season.

KURTZ HIGHLIGHTS

- Earned a spot on the roster as a walk-on in Oct. 2011 after serving as a manager during the 2010-11 season.
- Tallied a career-best five points in the SEC opener against Georgia.
- Played in 20 games this season, 24 total in his career at UF.

KURTZ GAME HIGHS

Points	
Season	5, vs. Georgia (1/9/13)
Career	Same
Rebounds	
Season	3, at Mississippi State (1/26/13)
Career	Same
Field Goals	
Season	2, vs. Georgia (1/9/13)
Career	Same
Field Goal Attempts	
Season	2, 3x, last vs. LSU (3/15/13)
Career	Same
3-Points	
Season	1, vs. Georgia (1/9/13)
Career	Same
3-Point Attempts	
Season	1, vs. Georgia (1/9/13)
Career	Same
Free Throws	
Season	1, vs. Alabama St. (11/11/12)
Career	2, vs. MVSU (12/19/11)
Free Throw Attempts	
Season	2, vs. Alabama St. (11/11/12)
Career	2, 2x, last vs. Alabama St. (11/11/12)
Assists	
Season	1, 2x, last vs. Michigan (3/31/13)
Career	Same
Steals	
Season	1, 2x, last vs. South Carolina (1/30/13)
Career	Same
Blocked Shots	
Season	---
Career	---
Minutes Played	
Season	4, 2x, last vs. South Carolina (1/30/13)
Career	4, 3x, last vs. South Carolina (1/30/13)

#1 KENNY BOYNTON

SENIOR | GUARD | 6-2 | 189 | POMPANO BEACH, FLA. | AMERICAN HERITAGE



BOYNTON 2012-13 GAME-BY-GAME STATISTICS

Opponent	Date	GS	Min	FG	FGA	Pct	3FG	FGA	Pct	FT	FTA	Pct	Off	Def	Tot	Avg	PF	FO	A	TO	Blk	Stl	Pts	Avg	
ALABAMA STATE	11/11/12	1	22	8	10	.800	4	4	1.000	2	3	.667	3	3	6	6.0	0	0	5	0	0	0	22	22.0	
WISCONSIN	11/14/12	1	37	3	9	.333	1	5	.200	3	4	.750	0	6	6	6.0	0	0	3	3	0	0	10	16.0	
vs. Middle Tennessee State	11/18/12	1	34	5	12	.417	3	7	.429	7	7	1.000	1	3	4	5.3	1	0	2	2	0	0	20	17.3	
SAVANNAH STATE	11/20/12	1	24	1	6	.167	1	4	.250	2	2	1.000	1	0	1	4.3	2	0	1	3	1	0	5	14.3	
UCF	11/23/12	1	32	7	15	.467	4	9	.444	6	6	1.000	0	8	8	5.0	2	0	1	1	0	0	24	16.2	
MARQUETTE	11/29/12	1	34	2	11	.182	0	5	.000	2	3	.667	0	0	0	4.2	0	0	5	1	0	0	6	14.5	
at Florida State	12/05/12	1	31	4	12	.333	1	8	.125	5	5	1.000	0	4	4	4.1	0	0	1	1	0	3	14	14.4	
at Arizona	12/15/12	1	35	2	10	.200	1	7	.143	0	1	.000	0	5	5	4.3	0	0	2	3	0	0	5	13.3	
SE LOUISIANA	12/19/12	1	24	1	7	.143	1	7	.143	4	4	1.000	1	3	4	4.2	3	0	5	2	0	2	7	12.6	
at Kansas State	12/22/12	1	30	4	11	.364	1	5	.200	2	4	.500	0	2	2	4.0	0	0	2	2	0	2	11	12.4	
vs. Air Force	12/29/12	1	36	4	10	.400	3	7	.429	3	3	1.000	1	3	4	4.0	0	0	3	1	0	0	14	12.5	
at Yale	01/06/13	1	37	9	12	.750	8	10	.800	2	2	1.000	0	2	2	3.8	2	0	2	0	0	1	28	13.8	
GEORGIA	01/09/13	1	31	2	8	.250	1	7	.143	2	2	1.000	0	1	1	3.6	0	0	4	0	0	1	7	13.3	
at LSU	01/12/13	1	35	7	13	.538	4	8	.500	2	4	.500	3	4	7	3.9	3	0	2	1	0	1	20	13.8	
at Texas A&M	01/17/13	1	34	2	6	.333	1	5	.200	0	0	.000	0	2	2	3.7	0	0	5	1	0	2	5	13.2	
MISSOURI	01/19/13	1	27	6	11	.545	2	6	.333	0	1	.000	0	3	3	3.7	2	0	3	0	1	1	14	13.3	
at Georgia	01/23/13	1	36	4	10	.400	2	6	.333	4	5	.800	0	1	1	3.5	0	0	2	0	0	3	14	13.3	
at Mississippi State	01/26/13	1	28	7	11	.636	4	8	.500	0	0	.000	0	4	4	3.6	0	0	2	2	0	2	18	13.6	
SOUTH CAROLINA	01/30/13	1	32	5	11	.455	3	6	.500	2	2	1.000	0	3	3	3.5	0	0	7	0	0	4	15	13.6	
OLE MISS	02/02/13	1	34	3	13	.231	1	7	.143	2	2	1.000	0	1	1	3.4	3	0	9	2	0	0	9	13.4	
at Arkansas	02/05/13	1	34	4	11	.364	2	7	.286	0	0	.000	0	1	1	3.3	1	0	2	2	0	0	10	13.2	
MISSISSIPPI STATE	02/09/13	1	30	3	9	.333	0	5	.000	4	5	.800	0	3	3	3.3	1	0	6	2	0	0	10	13.1	
KENTUCKY	02/12/13	1	35	3	7	.429	1	3	.333	2	3	.667	0	0	0	3.1	1	0	2	3	0	2	9	12.9	
at Auburn	02/16/13	1	33	5	11	.455	4	9	.444	2	2	1.000	0	5	5	3.2	1	0	4	0	0	1	16	13.0	
at Missouri	02/19/13	1	37	4	13	.308	2	9	.222	1	1	1.000	1	3	4	3.2	1	0	0	2	0	2	11	13.0	
ARKANSAS	02/23/13	1	36	5	14	.357	2	6	.333	0	1	.000	2	3	5	3.3	1	0	2	1	1	0	12	12.9	
at Tennessee	02/26/13	1	37	1	7	.143	0	4	.000	0	0	.000	0	3	3	3.3	2	0	1	2	0	0	2	12.5	
ALABAMA	03/02/13	1	35	3	8	.375	1	3	.333	6	7	.857	0	2	2	3.3	1	0	3	0	0	0	13	12.5	
VANDERBILT	03/06/13	1	33	4	11	.364	3	7	.429	4	4	1.000	0	2	2	3.2	0	0	2	0	0	0	15	12.6	
at Kentucky	03/09/13	1	35	4	10	.400	1	3	.333	0	0	.000	1	1	2	3.2	1	0	0	1	0	0	9	12.5	
vs. LSU	03/15/13	1	25	1	7	.143	0	4	.000	0	0	.000	2	1	3	3.2	0	0	7	1	0	0	2	12.2	
vs. Alabama	03/16/13	1	29	6	12	.500	2	6	.333	2	2	1.000	0	2	2	3.1	0	0	0	0	0	0	16	12.3	
vs. Ole Miss	03/17/13	1	28	5	11	.455	3	9	.333	0	0	.000	1	0	1	3.1	0	0	2	3	0	0	13	12.3	
vs. Northwestern State	03/22/13	1	22	3	7	.429	2	4	.500	3	4	.750	1	1	2	3.0	2	0	1	1	0	0	11	12.3	
vs. Minnesota	03/24/13	1	26	2	8	.250	1	5	.200	2	2	1.000	0	1	1	3.0	0	0	1	3	0	1	7	12.1	
vs. Florida Gulf Coast	03/29/13	1	28	2	6	.333	0	3	.000	3	4	.750	1	3	4	3.0	1	0	2	1	0	0	7	12.0	
vs. Michigan	03/31/13	1	33	4	8	.500	1	3	.333	4	6	.667	0	2	2	3.0	0	0	0	1	0	1	13	12.0	
Totals		37	37	1169	145	368	.394	71	221	321	83	101	.822	19	91	110	3.0	31	0	101	48	3	31	444	12.0

BOYNTON CAREER STATISTICS

Season	GP-GS	MP	FGM-FGA	PCT.	3PT-ATT	PCT.	FT-FTA	PCT.	REB	AVG.	A	TO	BS	ST	PF-DQ	TP	AV.
2009-10	34-33	1117	165-439	.376	72-245	.294	74-99	.747	87	2.6	92	68	6	37	53-1	476	14.0
2010-11	37-36	1218	169-439	.385	80-242	.331	107-130	.823	54	1.5	98	53	9	32	49-0	525	14.2
2011-12	37-36	1169	187-425	.440	110-270	.407	104-138	.754	97	2.6	100	52	1	28	39-0	588	15.9
2012-13	37-37	1169	145-368	.394	71-221	.321	83-101	.822	110	3.0	101	48	3	31	31-0	444	12.0
Totals	145-142	4673	666-1671	.399	333-978	.340	368-468	.786	348	2.4	391	221	19	128	172-1	2033	14.0

One of the most explosive players in the country who thrives on competition with the talent to score from anywhere on the floor...A grinder on defense who excels in a fast-tempo style of play...Named to the All-SEC Second Team in 2010-11...Earned SEC All-Freshman honors in 2009-10...The 12th McDonald's All-American signed by Billy Donovan...AS A SENIOR IN 2012-13...In the season opener vs Alabama St., Boynton scored a game-high 22 points...Tallied 10 points, six rebounds, and three assists against Wisconsin...Registered his second 20-point game of the year against Middle Tennessee, giving him 1,641 career points - sixth most all-time by a Gator...With his first 3-pointer against MTSU, Boynton moved into fourth all-time at UF with 268 career 3-pointers...Scored 24 points and pulled down eight rebounds - matching a career-high and marking the first time he has led the team in rebounds - against UCF...Led the team with five assists against Marquette...Tied for the team-lead in scoring at Florida State with 14 points...Moved into fifth place all-time on UF's scoring list with his first three points against the Seminoles...Became the fifth Gator to reach the 1,700-point plateau against Southeastern Louisiana...Registered 11 points at Kansas State...Finished with 14 points against Air Force...Matched his career-high with 28 points at Yale, sinking a career-best eight 3-pointers, breaking Lee Humphrey's record of 288 career 3-pointers...Poured in 20 points at LSU, passing Udonis Haslem for third all-time on UF's scoring list...Had seven rebounds against the Tigers, as well...Led the team with five assists at Texas A&M, matching his season-best...Recorded 14 points against Missouri...Scored 14 points and matched his season-high of three steals at Georgia...Tied for the team-lead with 18 points at Mississippi State...Shared the team-lead with 15 points against South Carolina...Led the team with seven assists and four steals, matching a career-high, versus the Gamecocks...Dished out nine assists against Ole Miss, matching his career-high...Scored 10 points at Arkansas...Had 10 points and six assists versus Mississippi State...Eclipsed the 1,900-point mark at Auburn with 19 points on the day...Scored 11 points at Missouri...Finished with 12 points versus Arkansas...Recorded 13 points against Alabama, passing Andrew Moten for second all-time on UF's scoring list...Scored a team-best 15 points on Senior Night against Vanderbilt...Had a team-high seven assists in the SEC Tournament quarterfinals against LSU...Scored 11 consecutive points en route to a team-best 16 points in the SEC Tournament semifinals versus Alabama...Scored 13 points against Ole Miss in the SEC Tournament finals...Became the second 2,000-point scorer in UF history with 11 points against Northwestern State in the NCAA Tournament...Co-led the team with 13 points versus Michigan in the NCAA Tournament.

BOYNTON HIGHLIGHTS


- Named second-team All-SEC by the coaches. Earned All-District IV All-SEC Tournament Team honors, as well.
- Ranks second on UF's all-time scoring list and first in 3-pointers made.
- Only Gator besides Lee Humphrey to hit 100 3-pointers in a single season, making 110 in 2011-12.
- Had a 34-game 3-point streak over his sophomore and junior seasons, the second-longest in UF history.
- Ranked fourth in the SEC in scoring in 2011-12 with 15.9 points per game, including 13 games with 20+ points and four games with 25+.

BOYNTON GAME HIGHS

Points	
Season	28, at Yale (1/6/13)
Career	28, 2x, last at Yale (1/6/13)
Rebounds	
Season	8, vs. UCF (11/23/12)
Career	8, 2x, last vs. UCF (11/23/12)
Field Goals	
Season	9, at Yale (1/6/13)
Career	10, vs. Vanderbilt (1/9/10)
Field Goal Attempts	
Season	15, vs. UCF (11/23/12)
Career	21, vs. Vanderbilt (1/9/10)
3-Points	
Season	8, at Yale (1/6/13)
Career	Same
3-Point Attempts	
Season	10, at Yale (1/6/13)
Career	14, 2x, last vs. Vanderbilt (1/9/10)
Free Throws	
Season	7, vs. MTSU (11/18/12)
Career	12, at Georgia (1/25/11)
Free Throw Attempts	
Season	7, 2x, last vs. Alabama (3/2/13)
Career	13, vs. Ga. Southern (11/18/09)
Assists	
Season	9, vs. Ole Miss (2/2/13)
Career	9, 2x, last vs. Ole Miss (2/2/13)
Steals	
Season	4, vs. South Carolina (1/30/13)
Career	4, 3x, last vs. South Carolina (1/30/13)
Blocked Shots	
Season	1, 3x, last vs. Arkansas (2/23/13)
Career	2, 3x, last vs. VU (3/12/11)
Minutes Played	
Season	37, 4x, last at Tennessee (2/26/13)
Career	45, 2x, last at Rutgers (12/29/11)

#3 MIKE ROSARIO

RS-SENIOR | GUARD | 6-3 | 191 | JERSEY CITY, N.J. | RUTGERS



ROSARIO 2012-13 GAME-BY-GAME STATISTICS

Opponent	Date	GS	Min	FG FGA	Pct	3FG FGA	Pct	FT FTA	Pct	Off Def	Tot Avg	PF	FO	A	TO	Blk	Stl	Pts	Avg	
ALABAMA STATE	11/11/12	1	23	4 7	.570	0 2	.000	6 7	.850	1 1	2 2.0	1	0	2	1	0	3	14	14.0	
WISCONSIN	11/14/12	1	39	5 11	.455	1 3	.333	4 4	1.000	1 3	4 3.0	1	0	4	4	0	0	15	14.5	
vs. Middle Tennessee State	11/18/12	1	32	4 9	.444	1 5	.200	0 1	.000	1 0	1 2.3	1	0	3	3	0	0	9	12.7	
SAVANNAH STATE	11/20/12	1	31	4 10	.400	2 4	.500	3 3	1.000	1 1	2 2.3	0	0	3	1	0	2	13	12.8	
UCF	11/23/12	1	20	2 9	.222	0 4	.000	0 0	.000	1 2	3 2.4	1	0	1	3	0	0	4	11.0	
MARQUETTE	11/29/12	1	32	2 6	.333	1 4	.250	6 6	1.000	0 3	3 2.5	2	0	2	3	0	1	11	11.0	
at Florida State	12/05/12	1	26	6 10	.600	2 4	.500	0 0	.000	1 0	1 2.3	2	0	2	2	0	2	14	11.4	
at Arizona	12/15/12	1	33	5 8	.625	2 2	1.000	4 4	1.000	1 2	3 2.4	1	0	3	3	0	0	16	12.0	
SE LOUISIANA	12/19/12	1	31	8 13	.615	4 8	.500	0 0	.000	1 5	6 2.8	1	0	4	1	1	0	20	12.9	
at Kansas State	12/22/12	1	24	1 9	.111	1 4	.250	2 3	.667	0 0	0 2.5	0	0	1	0	0	1	5	12.1	
vs. Air Force	12/29/12	1	23	2 6	.333	1 3	.333	2 2	1.000	1 3	4 2.6	4	0	1	1	0	1	7	11.6	
at Yale	01/06/13	1	33	5 10	.500	1 5	.200	2 2	1.000	0 0	0 2.4	0	0	3	3	0	3	13	11.8	
GEORGIA	01/09/13	1	28	6 10	.600	3 6	.500	4 4	1.000	0 0	0 2.2	0	0	0	0	0	1	19	12.3	
at Texas A&M	01/17/13	1	34	7 15	.467	4 7	.571	1 2	.500	2 0	2 2.2	2	0	3	1	0	0	19	12.8	
MISSOURI	01/19/13	1	31	4 8	.500	1 3	.333	0 0	.000	1 1	2 2.2	2	0	3	1	0	1	9	12.5	
at Georgia	01/23/13	1	32	3 13	.231	1 5	.200	0 0	.000	2 3	5 2.4	2	0	2	0	0	0	7	12.2	
at Mississippi State	01/26/13	1	27	1 8	.125	1 5	.200	2 2	1.000	1 2	3 2.4	0	0	3	3	0	1	5	11.8	
SOUTH CAROLINA	01/30/13	1	25	6 11	.545	2 5	.400	1 1	1.000	0 3	3 2.4	0	0	2	2	0	0	15	11.9	
OLE MISS	02/02/13	1	28	6 10	.600	2 5	.400	0 0	.000	2 2	4 2.5	2	0	4	0	0	1	14	12.1	
at Arkansas	02/05/13	1	29	5 10	.500	2 5	.400	3 3	1.000	0 1	1 2.5	1	0	2	2	0	2	15	12.2	
MISSISSIPPI STATE	02/09/13	1	24	7 11	.636	2 5	.400	2 2	1.000	2 2	4 2.5	0	0	0	1	0	0	18	12.5	
KENTUCKY	02/12/13	1	34	4 11	.364	2 4	.500	2 2	1.000	1 1	2 2.5	1	0	2	0	0	0	12	12.5	
at Auburn	02/16/13	1	32	9 14	.643	2 6	.333	2 3	.667	0 2	2 2.5	1	0	5	2	0	2	22	12.9	
at Missouri	02/19/13	1	34	5 12	.417	3 8	.375	1 2	.500	1 1	2 2.5	2	0	1	3	0	2	14	12.9	
ARKANSAS	02/23/13	1	35	5 11	.455	2 6	.333	3 6	.500	0 2	2 2.4	0	0	0	1	0	2	15	13.0	
at Tennessee	02/26/13	1	35	5 14	.357	3 7	.429	3 4	.750	2 2	4 2.5	2	0	2	2	0	2	16	13.1	
ALABAMA	03/02/13	1	27	2 7	.286	0 5	.000	2 2	1.000	0 0	0 2.4	0	0	2	3	0	1	6	12.9	
VANDERBILT	03/06/13	1	31	2 7	.286	1 3	.333	0 0	.000	0 2	2 2.4	1	0	3	1	0	0	5	12.6	
at Kentucky	03/09/13	1	28	2 6	.333	0 0	.000	2 2	1.000	0 1	1 2.3	2	0	3	4	0	1	6	12.3	
vs. LSU	03/15/13	1	27	2 7	.286	0 2	.000	3 3	1.000	0 3	3 2.4	2	0	3	3	0	0	7	12.2	
vs. Alabama	03/16/13	1	29	3 6	.500	1 3	.333	3 3	1.000	0 1	1 2.3	1	0	0	1	0	1	10	12.1	
vs. Ole Miss	03/17/13	1	34	7 14	.500	3 5	.600	1 2	.500	2 7	9 2.5	2	0	1	3	0	1	18	12.3	
vs. Northwestern State	03/22/13	1	15	3 9	.333	2 5	.400	0 0	.000	1 1	2 2.5	2	0	1	1	0	0	8	12.2	
vs. Minnesota	03/24/13	1	34	8 12	.667	6 9	.667	3 4	.750	1 1	2 2.5	1	0	1	0	0	2	25	12.5	
vs. Florida Gulf Coast	03/29/13	1	32	6 14	.429	2 5	.400	1 2	.500	1 4	5 2.6	1	0	1	1	0	2	15	12.6	
vs. Michigan	03/31/13	1	30	4 9	.444	0 4	.000	1 2	.500	0 2	2 2.6	0	0	0	3	0	0	9	12.5	
Totals		36	36	1062	160 357	.448	61 166	.367	69 83	.831	27 65	92 2.6	41	0	73	63	1	34	450	12.5

ROSARIO CAREER STATISTICS

Season	GP-GS	MP	FGM-FGA	PCT.	3PT-ATT	PCT.	FT-FTA	PCT.	REB	AVG.	A	TO	BS	ST	PF-DQ	TP	AV.
2008-09*	32-30	1040	184-470	.391	76-252	.302	73-87	.839	111	3.5	45	94	6	34	74-2	517	16.2
2009-10*	32-30	1079	184-487	.378	78-239	.326	88-119	.739	126	3.9	46	87	3	31	63-2	534	16.7
2010-11																	
2011-12	31-0	447	74-172	.430	33-98	.337	24-32	.750	43	1.4	30	29	2	16	29-0	205	6.6
2012-13	36-36	1062	160-357	.448	61-166	.367	69-83	.831	92	2.6	73	63	1	34	41-0	450	12.5
Rutgers	64-60	2119	368-957	.385	154-491	.314	161-206	.782	237	3.7	91	181	9	65	137-4	1051	16.4
UF	67-36	1509	234-529	.442	94-264	.356	93-115	.809	135	2.0	103	92	3	50	70-0	655	9.8
Career	131-96	3628	602-1486	.405	248-755	.328	254-321	.791	372	2.8	194	273	12	115	207-4	1706	13.0

A dynamic scorer with a knack for putting the ball in the bucket...Transferred to Florida from Rutgers in 2010 and sat out the 2010-11 season as a redshirt...A quick shooter who will be a natural fit in the Gators' fast-running style of play... AS A RS-SENIOR IN 2012-13...Got his first start as a Gator vs Alabama St...Scored 14 points and hit six of his seven free throws - his most attempted and made at UF...Recorded 15 points and was perfect from the free-throw line (4-for-4) against Wisconsin...Led the team with 13 points against Savannah State...Scored 11 points against Marquette and went a perfect 6-6 from the charity stripe...Tied for the team-lead in scoring against Florida State with 14 points...Led the team with 16 points at Arizona...Scored 20 points against Southeastern Louisiana...Registered seven points and four rebounds vs. Air Force...Tallied 13 points and three steals at Yale...Recorded 19 points in the SEC opener against Georgia...Went 4-for-7 from beyond the arc to lead the Gators with 19 points at Texas A&M...Scored 10-straight points in the first half and finished with a game-high 15 points against South Carolina...Tallied 14 points against Ole Miss...Led the team in scoring at Arkansas with 15 points...Recorded the 1,500th point of his collegiate career against the Razorbacks...Led the team with 18 points against Mississippi State...Registered 12 points versus Kentucky...Led the team with 22 points at Auburn...Tallied 18 points in the first half and matched his career-high with five assists against the Tigers...Led the Gators with 14 points at Missouri...Scored a team-high 15 points against Arkansas...For the fourth-straight game, led the team in scoring with 16 points at Tennessee...Scored 10 points versus Alabama in the SEC Tournament semifinals...Led the team with 18 points and a career-best nine rebounds in the SEC Tournament finals...Scored a team-high 25 points, his most at UF, against Minnesota in the NCAA Tournament...Had a game-best 15 points and five boards against FGCU in the NCAA Tournament.

ROSARIO HIGHLIGHTS

- Named to the All-SEC Second Team by the coaches.
- Has led the team in scoring 16 times this season which ranks most on the squad.
- Tallied a team-best 25 points against Minnesota in the NCAA Tournament, the most he has scored in his UF career.


ROSARIO GAME HIGHS

*at Rutgers

Points	
Season	25, vs. Minnesota (3/24/13)
Career	33, vs. St. John's (2/2/10)*
Florida	25, vs. Minnesota (3/24/13)
Rebounds	
Season	9, vs. Ole Miss (3/17/13)
Career	Same
Field Goals	
Season	9, at Auburn (2/16/13)
Career	13, vs. St. John's (2/2/10)*
Florida	9, at Auburn (2/16/13)
Field Goal Attempts	
Season	15, at Texas A&M (1/17/13)
Career	24, vs. Marquette (1/7/09)*
Florida	15, at Texas A&M (1/17/13)
3-Points	
Season	6, vs. Minnesota (3/24/13)
Career	6, 2x, last vs. Minnesota (3/24/13)
3-Point Attempts	
Season	9, vs. Minnesota (3/24/13)
Career	15, vs. Syracuse (1/10/09)*
Florida	9, 2x, last vs. Minnesota (3/24/13)
Free Throws	
Season	6, 2x, last vs. Marquette (11/29/12)
Career	9, 2x, last vs. Colgate (12/6/09)*
Florida	6, 2x, last vs. Marquette (11/29/12)
Free Throw Attempts	
Season	7, vs. Alabama St. (1/11/12)
Career	12, vs. Colgate (12/6/09)*
Florida	7, vs. Alabama St. (1/11/12)
Assists	
Season	5, at Auburn (2/16/13)
Career	5, 3x, last at Auburn (2/16/13)
Florida	5, at Auburn (2/16/13)
Steals	
Season	3, 2x, last at Yale (1/6/13)
Career	5, at St. John's (1/24/09)*
Florida	3, 2x last at Yale (1/6/13)
Blocked Shots	
Season	1, vs. SE Louisiana (12/19/12)
Career	2, vs. Marquette (3/22/12)
Minutes Played	
Season	39, vs. Wisconsin (11/14/12)
Career	40, 2x, last at Louisville (2/6/10)*
Florida	39, vs. Wisconsin (11/14/12)

#4 PATRIC YOUNG

JUNIOR | CENTER | 6-9 | 247 | JACKSONVILLE, FLA. | PROVIDENCE SCHOOL



YOUNG 2012-13 GAME-BY-GAME STATISTICS

Opponent	Date	GS	Min	FG	FGA	Pct	3FG	FGA	Pct	FT	FTA	Pct	Off Def	Tot Avg	PF	FO	A	TO	Blk	Stl	Pts	Avg			
ALABAMA STATE	11/11/12	1	25	5	9	.555	0	0	.000	2	4	.500	5	7	12	12.0	0	2	4	2	1	12	12.0		
WISCONSIN	11/14/12	1	29	3	5	.600	0	0	.000	2	2	1.000	1	6	7	9.5	4	0	0	5	1	0	8	10.0	
vs. Middle Tennessee State	11/18/12	1	24	2	4	.500	0	0	.000	5	11	.455	1	1	2	7.0	4	0	1	2	3	0	9	9.7	
SAVANNAH STATE	11/20/12	1	31	5	10	.500	0	0	.000	3	6	.500	4	7	11	8.0	1	0	0	1	6	1	13	10.5	
UCF	11/23/12	1	29	4	8	.500	0	0	.000	2	3	.667	3	2	5	7.4	1	0	1	1	0	2	10	10.4	
MARQUETTE	11/29/12	22	3	6	.500	0	0	.000	4	5	.800	6	4	10	7.8	1	0	3	2	3	2	10	10.3		
at Florida State	12/05/12	1	27	5	7	.714	0	0	.000	0	3	.000	4	4	8	7.9	0	0	1	1	1	1	10	10.3	
at Arizona	12/15/12	1	27	4	8	.500	0	0	.000	0	0	.000	0	2	2	7.1	4	0	1	1	2	1	8	10.0	
SE LOUISIANA	12/19/12	1	23	5	7	.714	0	0	.000	0	2	.000	3	2	5	6.9	1	0	0	1	1	2	10	10.0	
at Kansas State	12/22/12	1	26	8	11	.727	0	0	.000	3	4	.750	6	4	10	7.2	5	1	0	1	2	0	19	10.9	
vs. Air Force	12/29/12	1	29	6	9	.667	0	0	.000	1	3	.333	2	2	4	6.9	0	0	0	1	0	1	13	11.1	
at Yale	01/06/13	1	27	4	7	.571	0	0	.000	0	1	.000	1	2	3	6.6	4	0	0	3	1	2	8	10.8	
GEORGIA	01/09/13	1	24	5	5	1.000	0	0	.000	1	2	.500	0	3	3	6.3	3	0	2	1	4	1	11	10.8	
at LSU	01/12/13	1	30	5	9	.556	0	0	.000	4	8	.500	2	5	7	6.4	2	0	1	3	0	0	14	11.1	
at Texas A&M	01/17/13	1	28	7	9	.778	0	0	.000	4	5	.800	3	4	7	6.4	2	0	1	1	1	1	18	11.5	
MISSOURI	01/19/13	1	27	4	8	.500	0	0	.000	1	1	1.000	2	6	8	6.5	3	0	2	6	3	2	9	11.4	
at Georgia	01/23/13	1	28	2	4	.500	0	0	.000	2	5	.400	3	2	5	6.4	2	0	1	2	0	0	6	11.1	
at Mississippi State	01/26/13	1	27	6	6	1.000	0	0	.000	1	2	.500	4	2	6	6.4	2	0	1	0	2	1	13	11.2	
SOUTH CAROLINA	01/30/13	1	28	3	6	.500	0	0	.000	2	7	.286	2	2	6	6.5	0	0	0	2	2	2	8	11.0	
OLE MISS	02/02/13	1	28	6	8	.750	0	0	.000	1	1	1.000	3	9	12	6.8	3	0	0	2	2	0	13	11.1	
at Arkansas	02/05/13	1	26	4	7	.571	0	0	.000	1	3	.333	3	1	4	6.6	5	1	2	1	1	0	9	11.0	
MISSISSIPPI STATE	02/09/13	1	25	1	5	.200	0	0	.000	4	6	.667	3	4	7	6.6	2	0	1	0	0	1	6	10.8	
KENTUCKY	02/12/13	1	24	5	7	.714	0	0	.000	2	3	.667	4	7	11	6.8	1	0	0	2	4	1	12	10.8	
at Auburn	02/16/13	1	24	1	3	.333	0	0	.000	0	0	.000	2	1	3	6.7	1	0	0	1	1	2	2	10.5	
at Missouri	02/19/13	1	26	1	4	.250	0	0	.000	0	2	.000	1	2	3	6.5	3	0	0	2	0	1	2	10.1	
ARKANSAS	02/23/13	1	23	7	10	.700	0	0	.000	0	1	.000	4	3	7	6.5	4	0	2	0	1	0	14	10.3	
at Tennessee	02/26/13	1	29	6	10	.600	0	0	.000	3	6	.500	3	2	5	6.5	2	0	0	1	1	0	15	10.4	
ALABAMA	03/02/13	1	29	3	6	.500	0	0	.000	3	4	.750	1	3	4	6.4	4	0	0	0	3	0	9	10.4	
VANDERBILT	03/06/13	1	24	6	7	.857	0	0	.000	2	2	1.000	1	3	4	6.3	3	0	1	0	3	1	14	10.5	
at Kentucky	03/09/13	1	24	5	11	.455	0	0	.000	0	0	.000	1	1	2	6.2	3	0	1	1	1	0	10	10.5	
vs. LSU	03/15/13	1	23	3	5	.600	0	0	.000	4	10	.400	2	4	6	6.2	4	0	1	1	1	0	10	10.5	
vs. Alabama	03/16/13	1	30	6	10	.600	0	0	.000	1	3	.333	3	6	9	6.3	2	0	0	1	1	2	13	10.6	
vs. Ole Miss	03/17/13	1	28	1	3	.333	0	0	.000	1	4	.250	3	1	4	6.2	1	0	1	0	1	1	3	10.3	
vs. Northwestern State	03/22/13	1	29	6	10	.600	0	0	.000	4	10	.400	3	6	9	6.3	1	0	2	2	1	1	16	10.5	
vs. Minnesota	03/24/13	1	26	0	2	.000	0	0	.000	5	6	.833	3	4	7	6.3	4	0	2	3	1	0	5	10.3	
vs. Florida Gulf Coast	03/29/13	1	27	2	7	.286	0	0	.000	0	3	.000	3	2	5	6.3	1	0	2	2	0	3	4	10.2	
vs. Michigan	03/31/13	1	25	4	8	.500	0	0	.000	0	1	.000	1	6	7	6.3	2	0	0	1	1	0	8	10.1	
Totals		37	36	981	153	261	.586	0	0	.000	68	139	.489	96	136	232	6.3	85	2	32	56	58	34	374	10.1

YOUNG CAREER STATISTICS

Season	GP-GS	MP	FGM-FGA	PCT.	3PT-ATT	PCT.	FT-FTA	PCT.	REB	AVG.	A	TO	BS	ST	PF-DQ	TP	AV.
2010-11	37-2	658	50-90	.556	0-0	.000	26-37	.703	139	3.8	12	25	31	21	73-0	126	3.4
2011-12	37-32	980	162-262	.618	0-0	.000	54-91	.593	238	6.4	41	57	30	18	99-3	378	10.2
2012-13	37-36	981	153-261	.586	0-0	.000	68-139	.489	232	6.3	32	56	58	34	85-2	374	10.1
Totals	111-70	2619	365-613	.595	0-0	.000	148-267	.554	609	5.5	85	138	119	73	257-5	880	7.9

An effective low-post defender who is an impressive-looking big man with the potential to become one of the dominant frontcourt players in the SEC with his build, intimidating style of play and above-the-rim approach...Named All-SEC Freshman as well as CollegeInsider.com Freshman All-American in 2010-11...Competed for the USA in the 2011 U19 FIBA World Championships, averaging 9.7 points and 6.8 rebounds as the USA went 7-2 and finished fifth...AS A JUNIOR IN 2012-13...Scored his fifth career double-double with 12 points and 12 rebounds in the season opener vs. Alabama St... Scored eight points and pulled down seven boards against Wisconsin...Recorded three blocked shots against Middle Tennessee State...Notched his second double-double of the year with 13 points and 11 rebounds and added a career-best six blocked shots against Savannah State...Tallied his second-straight game scoring in double figures with 10 points against UCF...Had 10 points and a team-best 10 rebounds for his third double-double of the season against Marquette...Scored in double figures for the fourth-consecutive game with 10 points at Florida State...Led the team in rebounds with eight against the Seminoles...Tallied 10 points and five rebounds versus Southeastern Louisiana...Scored a season-high 19 points and pulled down 10 rebounds for his fourth double-double of the year against Kansas State...Tallied 13 points versus Air Force in the 2012 MetroPCS Orange Bowl Basketball Classic...Registered 11 points and four blocks versus Georgia...Was a perfect 5-for-5 from the field against the Bulldogs...Scored 14 points and recorded seven rebounds at LSU...Tallied 18 points at Texas A&M...Led the Gators with seven rebounds and three steals against the Aggies...Tallied nine points, eight rebounds, and three blocks against Missouri...Was a perfect 6-of-6 from the field, tallying 13 points, six rebounds, and two blocks at Mississippi State...Led the team with eight boards versus South Carolina...Had 13 points and 12 rebounds, matching his career-high, for his ninth career double-double versus Ole Miss...Registered nine points, four rebounds, and two assists at Arkansas...Pulled down a team-best seven rebounds versus Mississippi State...Recorded the 10th double-double of his career against Kentucky with 12 points and 11 rebounds on the night...Finished with 14 points and seven boards against Arkansas...Tallied 15 points at Tennessee...Recorded 14 points and three blocked shots against Vanderbilt...Registered 10 points at Kentucky...Had 10 points and six rebounds versus LSU in the SEC Tournament quarterfinals...Was one rebound shy of a double-double with 13 points and nine rebounds in the SEC Tournament semifinals versus Alabama... Tallied 16 points and a game-best nine boards against Northwestern State in the NCAA Tournament...Had a team-best seven boards versus Minnesota in the NCAA Tournament...Scored eight points and had seven rebounds against Michigan in the NCAA Tournament.

YOUNG HIGHLIGHTS


- Named second-team All-SEC by the coaches.
- Ranks fifth in school history in career field goal percentage (.595).
- Had 58 blocked shots this season which ranks seventh in program history.
- Swatted a career-high six shots against Savannah State (11/20/12).
- Has 10 career double-doubles, six of those in the 2012-13 season.
- Named to the 2013 Academic All-District 4 Team and earned SEC Scholar-Athlete of the Year in 2012 and 2013.

YOUNG GAME HIGHS

Points	
Season	19, at Kansas State (12/22/12)
Career	25, vs. Arizona (12/7/11)
Rebounds	
Season	12, 2x, last vs. Ole Miss (2/2/13)
Career	12, 3x, last vs. Ole Miss (2/2/13)
Field Goals	
Season	8, at Kansas State (12/22/12)
Career	12, vs. Arizona (12/7/11)
Field Goal Attempts	
Season	11, 2x, at Kentucky (3/9/13)
Career	15, 2x, last vs. Kentucky (3/4/12)
3-Points	
Season	---
Career	---
3-Point Attempts	
Season	---
Career	---
Free Throws	
Season	5, 2x, last vs. Minnesota (3/24/13)
Career	7, vs. Yale (12/31/11)
Free Throw Attempts	
Season	11, vs. MTSU (11/18/12)
Career	Same
Assists	
Season	3, vs. Marquette (11/29/12)
Career	5, vs. Yale (12/31/11)
Steals	
Season	3, 2x, last vs. FGCU (3/29/13)
Career	4, vs. NC A&T (11/18/10)
Blocked Shots	
Season	6, vs. Savannah St. (11/20/12)
Career	Same
Minutes Played	
Season	31, vs. Savannah St. (11/20/12)
Career	41, at Rutgers (12/29/11)

#5 SCOTTIE WILBEKIN

JUNIOR | GUARD | 6-2 | 178 | GAINESVILLE, FLA. | THE ROCK



WILBEKIN 2012-13 GAME-BY-GAME STATISTICS

Opponent	Date	GS	Min	FG	FGA	Pct	3FG	3FGA	Pct	FT	FTA	Pct	Off Def	Tot	Avg	PF	FO	A	TO	Blk	Stl	Pts	Avg		
vs. Middle Tennessee State	11/18/12	23	36	3	6	.500	0	1	.000	2	2	1.000	1	2	3	3.0	1	0	3	2	0	2	8	8.0	
SAVANNAH STATE	11/20/12	25	1	4	.250	1	1	1.000	1	2	.500	1	2	3	3.0	0	0	2	0	0	3	4	6.0		
UCF	11/23/12	32	6	12	.500	4	9	.444	1	2	.500	4	1	5	3.7	3	0	8	2	0	3	17	9.7		
MARQUETTE	11/29/12	1	27	2	6	.333	0	2	.000	0	0	.000	1	1	2	3.3	1	0	4	0	0	4	8.3		
at Florida State	12/05/12	1	31	2	5	.400	1	3	.333	0	0	.000	1	1	2	3.0	2	0	5	3	0	5	7.6		
at Arizona	12/15/12	35	4	5	.800	3	3	1.000	0	0	.000	0	1	1	2.7	3	0	3	1	0	0	11	8.2		
SE LOUISIANA	12/19/12	28	3	6	.500	3	6	.500	0	0	.000	0	6	6	3.1	0	0	4	1	1	1	9	8.3		
at Kansas State	12/22/12	1	34	5	11	.455	0	3	.000	1	2	.500	0	1	1	2.9	1	0	7	2	0	11	8.6		
vs. Air Force	12/29/12	1	38	2	7	.286	0	4	.000	5	8	.625	0	4	4	3.0	3	0	1	4	0	3	9	8.7	
at Yale	01/06/13	1	25	2	3	.667	0	1	.000	0	0	.000	0	0	2.7	4	0	10	3	0	1	4	8.2		
GEORGIA	01/09/13	1	32	3	7	.429	2	4	.500	0	0	.000	1	1	2.6	1	0	6	2	0	2	8	8.2		
at LSU	01/12/13	1	36	3	10	.300	1	3	.333	0	0	.000	1	4	5	2.8	1	0	3	2	0	2	7	8.1	
at Texas A&M	01/17/13	1	34	2	8	.250	0	2	.000	2	2	1.000	0	3	3	2.8	1	0	3	2	0	2	6	7.9	
MISSOURI	01/19/13	1	33	6	8	.750	1	2	.500	0	0	.000	0	3	3	2.9	1	0	10	3	0	3	13	8.3	
at Georgia	01/23/13	1	36	7	9	.778	2	3	.667	1	2	.500	0	2	2	2.8	3	0	3	1	0	1	17	8.9	
at Mississippi State	01/26/13	1	32	5	9	.556	3	5	.600	0	0	.000	1	1	2	2.8	1	0	9	3	0	0	13	9.1	
SOUTH CAROLINA	01/30/13	1	30	3	5	.600	1	1	1.000	1	2	.500	2	2	4	2.8	2	0	3	2	0	1	8	9.1	
OLE MISS	02/02/13	1	35	6	15	.400	1	7	.143	0	0	.000	0	1	1	2.7	2	0	7	2	1	2	13	9.3	
at Arkansas	02/05/13	1	33	5	15	.333	2	5	.400	2	2	1.000	2	5	7	2.9	3	0	4	3	0	0	14	9.5	
MISSISSIPPI STATE	02/09/13	33	2	4	.500	1	3	.333	0	0	.000	1	2	3	3.0	2	0	7	2	0	0	5	9.3		
KENTUCKY	02/12/13	1	36	5	9	.556	1	2	.500	3	4	.750	0	1	1	2.9	2	0	8	3	0	2	14	9.5	
at Auburn	02/16/13	1	28	3	7	.429	0	3	.000	0	0	.000	0	4	4	2.9	0	0	10	3	0	3	6	9.4	
at Missouri	02/19/13	1	35	3	6	.500	1	3	.333	1	3	.333	0	5	5	3.0	2	0	4	2	0	0	8	9.3	
ARKANSAS	02/23/13	1	33	1	3	.333	0	0	.000	2	3	.667	1	5	6	3.1	3	0	6	0	0	2	4	9.1	
at Tennessee	02/26/13	1	39	4	9	.444	0	1	.000	0	0	.000	0	8	8	3.3	4	0	6	1	0	2	8	9.0	
ALABAMA	03/02/13	1	38	4	7	.571	0	1	.000	3	3	1.000	0	3	3	3.0	0	0	1	4	0	1	11	9.1	
VANDERBILT	03/06/13	1	30	2	3	.667	2	2	1.000	2	2	1.000	0	1	1	3.2	1	0	4	3	0	0	8	9.1	
at Kentucky	03/09/13	1	26	2	8	.250	1	4	.250	2	2	1.000	0	1	1	3.1	3	0	2	2	0	0	7	9.0	
vs. LSU	03/15/13	1	27	6	8	.750	4	5	.800	0	0	.000	1	1	2	3.1	3	0	3	1	0	2	16	9.2	
vs. Alabama	03/16/13	1	37	1	4	.250	0	2	.000	2	2	1.000	0	2	2	3.1	1	0	4	1	0	3	4	9.1	
vs. Ole Miss	03/17/13	1	34	3	11	.273	1	6	.167	0	2	.000	0	1	1	3.0	3	0	4	3	0	0	7	9.0	
vs. Northwestern State	03/22/13	1	32	4	6	.667	0	2	.000	3	4	.750	1	0	1	2.9	0	0	4	2	0	2	11	9.1	
vs. Minnesota	03/24/13	1	34	2	3	.667	1	1	1.000	7	10	.700	0	1	1	2.9	3	0	6	3	0	1	12	9.2	
vs. Florida Gulf Coast	03/29/13	1	29	3	11	.273	0	3	.000	7	8	.875	1	2	3	2.9	2	0	3	2	0	0	13	9.3	
vs. Michigan	03/31/13	1	27	1	6	.167	0	0	.000	2	2	1.000	0	3	3	2.9	5	1	7	4	0	4	4	9.1	
Totals		35	29	1117	116	256	.453	37	103	359	50	69	.725	20	81	101	2.9	67	1	174	74	2	53	319	9.1

WILBEKIN CAREER STATISTICS

Season	GP-GS	MP	FGM-FGA	PCT.	3PT-ATT	PCT.	FT-FTA	PCT.	REB	AVG.	A	TO	BS	ST	PF-DQ	TP	AV.
2010-11	37-1	631	31-89	.348	13-46	.283	15-25	.600	55	1.5	61	28	1	36	42-0	90	2.4
2011-12	37-1	564	33-76	.434	21-46	.457	10-14	.714	55	1.5	61	22	2	22	46-1	97	2.6
2012-13	35-29	1117	116-256	.453	37-103	.359	50-69	.725	101	2.9	174	74	2	53	67-1	319	9.1
Totals	109-31	2312	180-421	.428	71-195	.364	75-108	.694	211	1.9	296	124	5	111	155-2	506	4.6

Combo guard with high basketball IQ, good court vision and defensive prowess...Owns a solid pull-up jumper with a skill for taking defenders off the dribble. AS A JUNIOR IN 2012-13...Recorded eight points, three rebounds, and tied for a team-high three assists in his season-debut against Middle Tennessee State...Led the team with three steals against Savannah State...Had a career day against UCF, setting career-highs in eight categories; tallied 17 points, five rebounds, and eight assists against the Knights...Had a career-best five steals against Florida State...Recorded 11 points at Arizona and was a perfect 3-for-3 from beyond the arc...Scored 11 points and dished out 7 assists at Kansas State...Dished out a career-best 10 assists at Yale...Registered eight points and six assists in the SEC opener against Georgia...Recorded six points, three assists, and three rebounds while providing a top-notch defensive effort at Texas A&M... Against Missouri, Wilbekin had 13 points and 10 assists, good for his first career double-double...It marked the first double-double, comprised of points and assists, by a Gator since Chandler Parsons tallied 10 of each on March 17, 2011 against UC Santa Barbara in the NCAA Tournament...Matched his career-high with 17 points at Georgia to lead the team in scoring for the first time in his career... Was 7-of-9 from the field and made his first six shots against the Bulldogs, scoring 13 of the Gators' first 19 points...Had 13 points and nine assists at Mississippi State...Earned SEC Player of the Week honors following the Georgia and Mississippi State games...Recorded 13 points and seven assists against Ole Miss...Finished with 14 points and seven rebounds at Arkansas...Dished out a team-high seven assists versus Mississippi State...Scored a team-best 14 points and eight assists against Kentucky...Had 10 assists, matching his career-high, at Auburn...Tallied eight points and dished out a team-best four assists at Missouri...Dished six assists and pulled down a career-best eight rebounds at Tennessee...Had 11 points versus Alabama...Scored eight points and had a game-high four assists against Vanderbilt...Was one shy of his career-best with 16 points versus LSU in the SEC Tournament quarterfinals...Tallied a team-best four assists and three steals in the SEC Tournament semifinals against Alabama...Had 11 points and a team-high four assists versus Northwestern State in the NCAA Tournament...Recorded 12 points and a game-best six assists against Minnesota in the NCAA Tournament...Had 13 points and a team-high three assists against FGCU in the NCAA Tournament...Dished out seven assists and had four steals against Michigan in the NCAA Tournament.

WILBEKIN HIGHLIGHTS

- Had 174 assists on the year, fifth-best in program history.
- Named to the 2013 SEC All-Defensive Team.
- Was named the SEC Player of the Week for his efforts against Georgia and Mississippi State.
- Tallied the first double-double (points and assists) by a Gator since March 17, 2011, by tallying 13 points and 10 assists against Missouri on Jan. 19, 2013.
- Named to the watch list of candidates for the 2013 Bob Cousy Collegiate Point Guard of the Year.

WILBEKIN GAME HIGHS

Points	
Season	17, 2x, last at Georgia (1/23/13)
Career	Same
Rebounds	
Season	8, at Tennessee (2/26/13)
Career	Same
Field Goals	
Season	7, at Georgia (1/23/13)
Career	Same
Field Goal Attempts	
Season	15, 2x, last at Arkansas (2/5/13)
Career	Same
3-Points	
Season	4, 2x, last vs. LSU (3/15/13)
Career	Same
3-Point Attempts	
Season	9, vs. UCF (1/23/12)
Career	Same
Free Throws	
Season	7, 2x, last vs. FGCU (3/29/13)
Career	Same
Free Throw Attempts	
Season	10, vs. Minnesota (3/24/13)
Career	Same
Assists	
Season	10, 3x, last at Auburn (2/16/13)
Career	Same
Steals	
Season	5, at Florida State (12/5/12)
Career	Same
Blocked Shots	
Season	1, 2x, last vs. Ole Miss (2/2/13)
Career	1, 5x, last vs. Ole Miss (2/2/13)
Minutes Played	
Season	39, at Tennessee (2/26/13)
Career	Same

#11 BRAXTON OGBUEZE

FRESHMAN | GUARD | 6-0 | 182 | CHARLOTTE, N.C. | UNITED FAITH



OGBUEZE 2012-13 GAME-BY-GAME STATISTICS

Opponent	Date	GS	Min	FG	FGA	Pct	3FG	3FGA	Pct	FT	FTA	Pct	Off	Def	Tot	Avg	PF	FO	A	TO	Blk	Stl	Pts	Avg	
ALABAMA STATE	11/11/12	23	3	8	.375	1	3	.333	0	2	.000	0	4	4	4.0	2	0	0	2	0	0	7	7.0		
WISCONSIN	11/14/12	3	0	0	.000	0	0	.000	0	0	.000	0	1	1	2.5	1	0	0	0	0	0	0	3.5		
vs. Middle Tennessee State	11/18/12	6	0	1	.000	0	0	.000	0	0	.000	0	0	0	1.7	0	0	1	1	0	0	0	2.3		
SAVANNAH STATE	11/20/12	13	1	3	.333	0	0	.000	1	2	.500	1	2	3	2.0	0	0	0	1	0	1	3	2.5		
UCF	11/23/12	2	0	0	.000	0	0	.000	0	0	.000	0	0	0	1.6	0	0	0	0	0	0	0	2.0		
MARQUETTE	11/29/12	1	0	0	.000	0	0	.000	0	0	.000	0	1	1	1.5	0	0	0	0	0	0	0	1.7		
at Florida State	12/05/12	3	0	1	.000	0	0	.000	0	0	.000	0	0	0	1.3	0	0	0	0	0	0	0	1.4		
SE LOUISIANA	12/19/12	6	0	1	.000	0	1	.000	0	0	.000	0	0	0	1.1	0	0	2	0	0	0	0	1.3		
at Yale	01/06/13	2	0	0	.000	0	0	.000	0	0	.000	0	1	1	1.1	0	0	0	0	0	0	0	1.1		
GEORGIA	01/09/13	3	0	1	.000	0	0	.000	0	0	.000	0	0	0	1.0	1	0	1	0	0	0	0	1.0		
at Texas A&M	01/17/13	2	0	0	.000	0	0	.000	0	0	.000	0	0	0	0.9	0	0	0	1	0	0	0	0.9		
MISSOURI	01/19/13	3	0	0	.000	0	0	.000	0	1	.000	0	0	0	0.8	0	0	0	0	0	0	2	0.8		
at Mississippi State	01/26/13	5	1	1	1.000	0	0	.000	1	2	.500	0	0	0	0.8	0	0	0	1	0	0	3	1.0		
SOUTH CAROLINA	01/30/13	5	0	1	.000	0	0	.000	0	0	.000	0	0	0	0.7	1	0	1	1	0	0	0	0.9		
OLE MISS	02/02/13	0	0	0	.000	0	0	.000	0	0	.000	0	0	0	0.7	0	0	0	0	0	0	0	0.9		
MISSISSIPPI STATE	02/09/13	3	1	1	1.000	0	0	.000	0	0	.000	0	0	0	0.6	0	0	0	0	0	0	2	0.9		
KENTUCKY	02/12/13	1	0	0	.000	0	0	.000	0	0	.000	0	0	0	0.6	0	0	0	0	0	0	0	0.9		
at Auburn	02/16/13	8	0	1	.000	0	0	.000	2	4	.500	0	2	2	0.7	1	0	0	0	0	0	2	0.9		
at Tennessee	02/26/13	7	0	0	.000	0	0	.000	0	0	.000	0	0	0	0.6	0	0	1	0	0	1	0	0.9		
VANDERBILT	03/06/13	2	0	0	.000	0	0	.000	0	0	.000	0	0	0	0.6	0	0	0	0	0	0	0	0.9		
vs. LSU	03/15/13	6	0	0	.000	0	0	.000	0	1	.000	0	1	1	0.6	1	0	0	3	0	0	0	0.8		
vs. Northwestern State	03/22/13	2	0	1	.000	0	1	.000	0	0	.000	0	0	0	0.6	0	0	1	0	0	0	0	0.8		
vs. Michigan	03/31/13	1	1	2	.500	0	0	.000	0	0	.000	0	0	0	0.6	0	0	0	0	0	0	2	0.8		
Totals		23	0	107	7	22	.318	1	5	.200	4	11	.364	1	12	13	0.6	7	0	7	10	0	4	19	0.8

OGBUEZE CAREER STATISTICS

Season	GP-GS	MP	FGM-FGA	PCT.	3PT-ATT	PCT.	FT-FTA	PCT.	REB	AVG.	A	TO	BS	ST	PF-DQ	TP	AV.
2012-13	23-0	107	7-22	.318	1-5	.200	4-11	.364	13	0.6	7	10	0	4	7-0	19	0.8
Totals	23-0	107	7-22	.318	1-5	.200	4-11	.364	13	0.6	7	10	0	4	7-0	19	0.8

A consensus top-100 recruit who is a leader at the point guard position...Has the ability to create off the dribble and finish at the hoop...Possesses a reliable jump shot and a knack for finding open teammates...AS A FRESHMAN IN 2012-13... In his first game as a Gator, played 23 minutes vs. Alabama St., scoring seven points and pulling down four rebounds... Recorded three points, three rebounds, and one steal against Savannah State...Dished out two assists against Southeastern Louisiana...Pulled down a rebound at Yale...Had one assist versus Georgia...Recorded two steals against Missouri...Scored three points at Mississippi State...Registered one assist versus South Carolina...Had two points versus Mississippi State... Recorded two points and two rebounds at Auburn...Tallied one assist and a steal at Tennessee...Collected one rebound in the SEC Tournament quarterfinals against LSU...Recorded one assist against Northwestern State in the NCAA Tournament...Had two points against Michigan in the NCAA Tournament...Saw action in 23 games this season.

OGBUEZE HIGHLIGHTS

- Played in 23 games this year.
- Led United Faith to an 18-10 record as a senior, averaging 21.9 points and 3.8 assists while shooting .609 from the field, including .542 from 3-point range.
- 2012 NCISAA IA Boys Basketball All-State.
- Consensus top-100 recruit.

OGBUEZE GAME HIGHS

Points	
Season	7, vs. Alabama St. (11/11/12)
Career	Same
Rebounds	
Season	4, vs. Alabama St. (11/11/12)
Career	Same
Field Goals	
Season	3, vs. Alabama St. (11/11/12)
Career	Same
Field Goal Attempts	
Season	8, vs. Alabama St. (11/11/12)
Career	Same
3-Points	
Season	1, vs. Alabama St. (11/11/12)
Career	Same
3-Point Attempts	
Season	3, vs. Alabama St. (11/11/12)
Career	Same
Free Throws	
Season	2, at Auburn (2/16/13)
Career	Same
Free Throw Attempts	
Season	4, at Auburn (2/16/13)
Career	Same
Assists	
Season	2, vs. SE Louisiana (12/19/12)
Career	Same
Steals	
Season	2, vs. Missouri (1/19/13)
Career	Same
Blocked Shots	
Season	---
Career	---
Minutes Played	
Season	23, vs. Alabama St. (11/11/12)
Career	Same

#12 DILLON GRAHAM

FRESHMAN | GUARD | 6-4 | 179 | ORLANDO, FLA. | FIRST ACADEMY



GRAHAM 2012-13 GAME-BY-GAME STATISTICS

Opponent	Date	GS	Min	FG	FGA	Pct	3FG	3FGA	Pct	FT	FTA	Pct	Off	Def	Tot	Avg	PF	FO	A	TO	Blk	Stl	Pts	Avg
ALABAMA STATE	11/11/12		18	1	2	.500	0	1	.000	0	0	.000	0	2	2	2.0	1	0	0	0	0	1	2	2.0
WISCONSIN	11/14/12		5	0	0	.000	0	0	.000	0	0	.000	0	0	0	1.0	1	0	1	0	0	0	0	1.0
vs. Middle Tennessee State	11/18/12		4	0	0	.000	0	0	.000	0	0	.000	0	0	0	0.7	0	0	0	0	0	0	0	0.7
SAVANNAH STATE	11/20/12		2	0	0	.000	0	0	.000	0	0	.000	0	0	0	0.5	0	0	0	0	1	0	0	0.5
MARQUETTE	11/29/12		1	0	0	.000	0	0	.000	0	0	.000	0	0	0	0.4	0	0	0	1	0	0	0	0.4
at Florida State	12/05/12		3	0	0	.000	0	0	.000	0	0	.000	0	0	0	0.3	0	0	0	0	0	0	0	0.3
SE LOUISIANA	12/19/12		5	1	1	1.000	0	1	.000	0	0	.000	0	0	0	0.3	2	0	0	0	0	0	2	0.6
at Kansas State	12/22/12		2	0	0	.000	0	0	.000	0	0	.000	0	0	0	0.3	0	0	0	0	0	0	0	0.5
at Yale	01/06/13		3	0	1	.000	0	1	.000	0	0	.000	0	0	0	0.2	0	0	0	0	0	0	0	0.4
GEORGIA	01/09/13		3	0	1	.000	0	0	.000	0	0	.000	0	1	1	0.3	0	0	0	0	0	0	0	0.4
at LSU	01/12/13		6	0	2	.000	0	1	.000	0	0	.000	0	1	1	0.4	0	0	0	0	0	0	0	0.4
at Texas A&M	01/17/13		2	0	1	.000	0	1	.000	0	0	.000	0	0	0	0.3	0	0	0	1	0	0	0	0.3
MISSOURI	01/19/13		3	0	0	.000	0	0	.000	0	0	.000	0	0	0	0.3	0	0	1	0	0	0	0	0.3
at Mississippi State	01/26/13		4	1	2	.500	0	1	.000	0	0	.000	0	0	0	0.3	0	0	0	0	0	0	2	0.4
SOUTH CAROLINA	01/30/13		3	0	2	.000	0	1	.000	0	0	.000	0	0	0	0.3	0	0	0	0	0	0	0	0.4
OLE MISS	02/02/13		0	0	0	.000	0	0	.000	0	0	.000	0	0	0	0.3	0	0	0	0	0	0	0	0.4
MISSISSIPPI STATE	02/09/13		3	0	1	.000	0	1	.000	0	0	.000	0	0	0	0.2	0	0	3	1	0	0	0	0.4
KENTUCKY	02/12/13		1	0	0	.000	0	0	.000	0	0	.000	0	0	0	0.2	0	0	0	0	0	0	0	0.3
at Auburn	02/16/13		4	0	2	.000	0	1	.000	0	0	.000	0	0	0	0.2	0	0	0	0	1	0	0	0.3
VANDERBILT	03/06/13		2	0	1	.000	0	1	.000	0	0	.000	0	0	0	0.2	0	0	0	0	0	0	0	0.3
vs. LSU	03/15/13		4	0	1	.000	0	0	.000	0	0	.000	0	0	0	0.2	0	0	0	0	0	0	0	0.3
vs. Northwestern State	03/22/13		2	1	1	1.000	0	0	.000	0	0	.000	0	0	0	0.2	0	0	0	0	0	0	2	0.4
vs. Michigan	03/31/13		1	1	1	1.000	1	1	1.000	0	0	.000	0	0	0	0.2	0	0	0	0	0	0	3	0.5
Totals		23	0	81	5	19	.263	1	10	.100	0	0	.000	0	4	4	0.2	4	0	5	4	1	11	0.5

GRAHAM CAREER STATISTICS

Season	GP-GS	MP	FGM-FGA	PCT.	3PT-ATT	PCT.	FT-FTA	PCT.	REB	AVG.	A	TO	BS	ST	PF-DQ	TP	AV.
2012-13	23-0	81	5-19	.263	1-10	.100	0-0	.000	4	0.2	5	4	1	1	4-0	11	0.5
Totals	23-0	81	5-19	.263	1-10	.100	0-0	.000	4	0.2	5	4	1	1	4-0	11	0.5

A gifted shooter who can come off screens and get his own shot...An athlete who has the ability to finish at the rim...AS A FRESHMAN IN 2012-13...In the season opener vs. Alabama St., posted two points, two rebounds and a steal...Dished out his first career assist against Wisconsin...Blocked the first shot of his Gator career against Savannah State...Scored two points versus Southeastern Louisiana...Pulled down a rebound in the SEC opener against Georgia...Had a rebound at LSU...Registered an assist against Missouri...Scored two points at Mississippi State...Tallied a career-best three assists against Mississippi State...Had two points against Northwestern State in the NCAA Tournament...Sunk his first career 3-pointer against Michigan in the NCAA Tournament...Saw action in 23 games this season.

GRAHAM HIGHLIGHTS

- Recorded playing time in 23 games this season.
- Led First Academy to the 3A Regional Finals and a 27-5 mark, including an 11-0 conference record, during the 2011-12 season.
- Helped First Academy to a 25-6 record, including a 4-0 mark in league play, during the 2010-11 season.

GRAHAM GAME HIGHS

Points	
Season	3, vs. Michigan (3/31/13)
Career	Same
Rebounds	
Season	2, vs. Alabama St. (11/11/12)
Career	Same
Field Goals	
Season	1, 5x, last vs. Michigan (3/31/13)
Career	Same
Field Goal Attempts	
Season	2, 5x, last at Auburn (2/16/13)
Career	Same
3-Points	
Season	1, vs. Michigan (3/31/13)
Career	Same
3-Point Attempts	
Season	1, 10x, last vs. Michigan (3/31/13)
Career	Same
Free Throws	
Season	---
Career	---
Free Throw Attempts	
Season	---
Career	---
Assists	
Season	3, vs. Mississippi State (2/9/13)
Career	Same
Steals	
Season	1, vs. Alabama St. (11/11/12)
Career	Same
Blocked Shots	
Season	1, vs. Savannah St. (11/20/12)
Career	Same
Minutes Played	
Season	18, vs. Alabama St. (11/11/12)
Career	Same

#15 WILL YEGUETE

JUNIOR | FORWARD | 6-7 | 222 | BORDEAUX, FRANCE | FLORIDA AIR ACADEMY



YEGUETE 2012-13 GAME-BY-GAME STATISTICS

Opponent	Date	GS	Min	FG	FGA	Pct	3FG	FGA	Pct	FT	FTA	Pct	Off Def	Tot	Avg	PF	FO	A	TO	Blk	Stl	Pts	Avg	
ALABAMA STATE	11/11/12	1	24	1	3	.333	0	0	.000	1	2	.500	1	6	7	7.0	1	0	5	3	0	2	3	3.0
WISCONSIN	11/14/12	1	32	2	4	.500	0	0	.000	5	8	.625	3	5	8	7.5	2	0	0	4	0	0	9	6.0
vs. Middle Tennessee State	11/18/12	1	33	4	6	.667	1	2	.500	2	6	.333	5	8	13	9.3	3	0	1	0	0	1	11	7.7
SAVANNAH STATE	11/20/12	1	28	2	2	1.000	0	0	.000	3	5	.600	2	4	6	8.5	4	0	0	5	0	2	7	7.5
UCF	11/23/12	1	24	2	4	.500	0	0	.000	0	1	.000	1	4	5	7.8	2	0	4	1	1	1	4	6.8
MARQUETTE	11/29/12	1	25	5	6	.833	0	1	.000	1	2	.500	3	4	7	7.7	2	0	0	1	1	1	11	7.5
at Florida State	12/05/12	1	27	1	3	.333	0	0	.000	4	5	.800	2	4	6	7.4	2	0	2	2	1	2	6	7.3
at Arizona	12/15/12	1	28	3	8	.375	0	0	.000	0	1	.000	3	2	5	7.1	1	0	2	0	0	2	6	7.1
SE LOUISIANA	12/19/12	1	18	1	2	.500	0	0	.000	6	6	1.000	0	4	4	6.8	0	0	1	0	0	8	7.2	
at Kansas State	12/22/12	1	14	0	3	.000	0	0	.000	2	2	1.000	1	1	2	6.3	2	0	3	0	0	2	6.7	
vs. Air Force	12/29/12	1	17	0	2	.000	0	0	.000	0	2	.000	2	4	6	6.3	2	0	0	3	1	0	6	6.1
at Yale	01/06/13	1	27	6	8	.750	0	0	.000	2	3	.667	1	8	9	6.5	3	0	1	0	0	1	14	6.8
GEORGIA	01/09/13	1	14	0	0	.000	0	0	.000	0	0	.000	1	0	1	6.1	2	0	0	2	1	1	0	6.2
at LSU	01/12/13	1	25	4	6	.667	0	1	.000	2	3	.667	6	7	13	6.6	1	0	2	0	0	10	6.5	
at Texas A&M	01/17/13	1	19	1	1	1.000	0	0	.000	0	0	.000	1	2	3	6.3	2	0	1	1	0	0	2	6.2
MISSOURI	01/19/13	1	22	6	7	.857	0	0	.000	1	1	1.000	2	4	6	6.3	3	0	0	1	1	2	13	6.6
at Georgia	01/23/13	1	23	3	6	.500	0	0	.000	1	2	.500	3	8	11	6.6	2	0	1	1	0	4	7	6.6
at Mississippi State	01/26/13	1	21	2	3	.667	0	0	.000	0	1	.000	2	6	8	6.7	2	0	4	2	0	2	4	6.5
SOUTH CAROLINA	01/30/13	1	22	1	2	.500	0	0	.000	1	4	.250	3	4	7	6.7	1	0	2	2	1	2	3	6.3
OLE MISS	02/02/13	1	15	2	3	.667	0	0	.000	0	0	.000	2	4	6	6.7	3	0	1	1	0	0	4	6.2
at Arkansas	02/05/13	1	1	0	0	.000	0	0	.000	1	2	.500	0	0	0	6.3	0	0	0	0	0	0	1	6.0
ALABAMA	03/02/13	1	11	0	2	.000	0	0	.000	0	0	.000	1	0	1	6.1	0	0	1	0	0	0	0	5.7
VANDERBILT	03/06/13	1	12	2	4	.500	0	0	.000	0	0	.000	2	2	4	6.0	1	0	1	0	0	0	4	5.6
at Kentucky	03/09/13	1	19	1	2	.500	0	0	.000	2	4	.500	1	5	6	6.0	1	0	2	0	0	1	4	5.5
vs. LSU	03/15/13	1	21	1	2	.500	0	0	.000	1	2	.500	0	4	4	5.9	1	0	1	1	0	0	3	5.4
vs. Alabama	03/16/13	1	19	2	6	.333	0	0	.000	2	2	1.000	4	2	6	5.9	3	0	0	0	0	0	6	5.5
vs. Ole Miss	03/17/13	1	18	0	3	.000	0	0	.000	3	4	.750	2	1	3	5.8	1	0	0	0	0	3	3	5.4
vs. Northwestern State	03/22/13	1	20	1	6	.167	0	0	.000	1	2	.500	2	6	8	5.9	4	0	0	0	0	1	3	5.3
vs. Minnesota	03/24/13	1	25	1	1	1.000	0	0	.000	5	9	.556	1	4	5	5.9	3	0	2	3	0	2	7	5.3
vs. Florida Gulf Coast	03/29/13	1	21	1	3	.333	0	0	.000	0	2	.000	1	3	4	5.8	3	0	1	0	2	4	2	5.2
vs. Michigan	03/31/13	1	23	5	5	1.000	0	0	.000	3	5	.600	2	5	7	5.8	1	0	0	0	0	1	13	5.5
Totals			31	10	648	.531	1	4	.250	49	86	.570	60	121	181	5.8	58	0	31	41	9	36	170	5.5

YEGUETE CAREER STATISTICS

Season	GP-GS	MP	FGM-FGA	PCT.	3PT-ATT	PCT.	FT-FTA	PCT.	REB	AVG.	A	TO	BS	ST	PF-DQ	TP	AV.
2010-11	31-0	221	14-35	.400	0-0	.000	12-27	.444	81	2.6	7	19	2	13	27-0	40	1.3
2011-12	26-10	569	50-86	.581	0-0	.000	14-39	.359	163	6.3	27	19	10	31	62-0	114	4.4
2012-13	31-10	648	60-113	.531	1-4	.250	49-86	.570	181	5.8	31	41	9	36	58-0	170	5.5
Totals	88-20	1438	124-234	.530	1-4	.250	75-152	.493	425	4.8	65	79	21	80	147-0	324	3.7

Athletic blue-collar forward with a nose for the ball defensively that can play inside as well as on the perimeter...Earned a bronze medal with France at the 2011 FIBA U20 European Championships, averaging 6.2 points and a team-best 5.6 rebounds per game as a starter as the French posted an 8-1 record...AS A JUNIOR IN 2012-13...Started in the season opener vs. Alabama St...Had three points, seven rebounds and tied a career-high of five assists...Tallied nine points and eight rebounds against Wisconsin...Was 5-for-8 from the free-throw line against the Badgers...Recorded his second career double-double against Middle Tennessee State with 11 points and 13 rebounds...Tallied seven points, six rebounds, and matched his season-high of two steals against Savannah State...Dished out four assists and blocked his first shot of the season against UCF...Matched his season-high with 11 points against Marquette...Four of his six points at Florida State came from the charity stripe; he also registered six rebounds, two assists, two steals and a block against the Seminoles...Tallied six points, five rebounds and two steals in the loss at Arizona...Sank six free throws against Southeastern Louisiana, a career-best...Pulled down six rebounds vs. Air Force...Was one rebound shy of a double-double at Yale and matched his career-best with 14 points...Notched his third career double-double (10 points and a season-tying best 13 rebounds) at LSU...Scored 13 points and pulled down six rebounds against Missouri...Pulled down 11 rebounds and matched his career-high with four steals at Georgia...Recorded seven rebounds against South Carolina...Had four points and six rebounds against Ole Miss...In his first game since February 5, pulled down a rebound against Alabama...Tallied four points and four rebounds versus Vanderbilt...Had four points and six rebounds at Kentucky...Recorded six points and six rebounds in the SEC Tournament semifinals versus Alabama...Had eight boards versus Northwestern State in the NCAA Tournament...Scored seven points and had five rebounds against Minnesota in the NCAA Tournament...Matched his career-best with four steals and had a career-high two blocks against FGCU in the NCAA Tournament...Was one point shy of his career-high with a team-best tying 13 points against Michigan in the NCAA Tournament.

YEGUETE HIGHLIGHTS

- Recorded four steals and two blocks, both career-bests, in the NCAA Tournament game against FGCU.
- Provides outstanding defense and rebounding. Averaged over six rebounds - mostly off the bench - as a sophomore.
- Versatile defender with the ability to guard any position on the floor.
- Has three career double-doubles.
- Had three games with 11 rebounds as a sophomore and grabbed seven or more on 14 occasions.

YEGUETE GAME HIGHS

Points	
Season	14, at Yale (1/6/13)
Career	14, 2x, last at Yale (1/6/13)
Rebounds	
Season	13, 2x, last at LSU (1/12/13)
Career	15, vs. NCA A&T (11/18/10)
Field Goals	
Season	6, 2x, last vs. Missouri (1/19/13)
Career	6, 3x, last vs. Missouri (1/19/13)
Field Goal Attempts	
Season	8, 2x, last at Yale (1/6/13)
Career	9, vs. Stetson (11/28/11)
3-Points	
Season	1, vs. MTSU (11/18/12)
Career	Same
3-Point Attempts	
Season	2, vs. MTSU (11/18/12)
Career	Same
Free Throws	
Season	6, vs. SE Louisiana (12/19/12)
Career	Same
Free Throw Attempts	
Season	9, vs. Minnesota (3/24/13)
Career	Same
Assists	
Season	5, vs. Alabama St. (11/11/12)
Career	5, 2x, last vs. Alabama St. (11/11/12)
Steals	
Season	4, 2x, last vs. FGCU (3/29/13)
Career	4, 4x, last vs. FGCU (3/29/13)
Blocked Shots	
Season	2, vs. FGCU (3/29/13)
Career	Same
Minutes Played	
Season	33, vs. MTSU (11/18/12)
Career	Same

#20 MICHAEL FRAZIER II

FRESHMAN | GUARD | 6-4 | 200 | TAMPA, FLA. | MONTVERDE ACADEMY



FRAZIER 2012-13 GAME-BY-GAME STATISTICS

Opponent	Date	GS	Min	FG FGA Pct	3FG FGA Pct	FT FTA Pct	Off Def Tot Avg	PF	FO	A	TO	Blk	Stl	Pts	Avg	
ALABAMA STATE	11/11/12	20	0	6 .000	0 6 .000	3 4 .750	1 5 6 6.0	1	0	1	2	0	1	3	3.0	
WISCONSIN	11/14/12	19	3	3 1.000	2 2 1.000	0 0 .000	0 5 5 5.5	2	0	1	3	0	1	8	5.5	
vs. Middle Tennessee State	11/18/12	12	1	3 .333	1 3 .333	0 0 .000	0 2 2 4.3	1	0	0	0	0	0	3	4.7	
SAVANNAH STATE	11/20/12	9	0	1 .000	0 0 .000	0 0 .000	0 1 1 3.5	2	0	0	0	0	0	0	3.5	
UCF	11/23/12	19	1	7 .143	1 5 .200	0 0 .000	0 1 1 3.0	2	0	0	1	0	4	3	3.4	
MARQUETTE	11/29/12	22	6	9 .667	5 8 .625	0 0 .000	0 2 2 2.8	1	0	1	0	0	0	17	5.7	
at Florida State	12/05/12	17	4	5 .800	2 3 .667	2 2 1.000	1 1 2 2.7	3	0	1	0	0	0	12	6.6	
at Arizona	12/15/12	3	0	0 .000	0 0 .000	0 0 .000	0 0 0 2.4	1	0	0	0	0	0	0	5.8	
SE LOUISIANA	12/19/12	22	3	7 .429	2 6 .333	4 4 1.000	1 5 6 2.8	1	0	2	0	0	0	12	6.4	
at Kansas State	12/22/12	22	1	3 .333	1 2 .500	0 0 .000	0 3 3 2.8	3	0	1	0	0	0	3	6.1	
vs. Air Force	12/29/12	14	2	3 .667	1 2 .500	0 0 .000	1 2 3 2.8	4	0	1	0	0	0	5	6.0	
at Yale	01/06/13	16	0	1 .000	0 0 .000	3 3 1.000	1 4 5 3.0	2	0	1	3	0	1	3	5.8	
GEORGIA	01/09/13	20	2	3 .667	2 2 1.000	0 0 .000	0 3 3 3.0	2	0	2	0	0	0	6	5.8	
at LSU	01/12/13	31	1	5 .200	1 3 .333	2 2 1.000	1 6 7 3.3	3	0	3	1	0	0	5	5.7	
at Texas A&M	01/17/13	11	0	0 .000	0 0 .000	0 0 .000	0 0 0 3.1	4	0	1	1	0	1	0	5.3	
MISSOURI	01/19/13	23	2	5 .400	1 3 .333	2 2 1.000	0 2 2 3.0	0	0	2	2	0	0	7	5.4	
at Georgia	01/23/13	16	0	1 .000	0 1 .000	0 0 .000	0 0 0 2.8	0	0	1	0	0	2	0	5.1	
at Mississippi State	01/26/13	24	2	5 .400	2 5 .400	0 0 .000	0 8 8 3.1	3	0	1	2	0	0	6	5.2	
SOUTH CAROLINA	01/30/13	24	4	6 .667	4 6 .667	0 0 .000	2 5 3 3.1	1	0	0	0	0	0	12	5.5	
OLE MISS	02/02/13	23	2	4 .500	2 4 .500	0 0 .000	0 2 2 3.3	1	0	0	1	0	0	6	5.6	
at Arkansas	02/05/13	25	3	5 .600	3 4 .750	2 2 1.000	2 7 9 3.5	2	0	0	2	0	1	11	5.8	
MISSISSIPPI STATE	02/09/13	1	24	4 7 .571	3 5 .600	0 0 .000	1 5 6 3.6	1	0	3	1	0	1	11	6.0	
KENTUCKY	02/12/13	18	0	1 .000	0 0 .000	0 0 .000	0 1 1 3.5	1	0	2	1	0	0	0	5.8	
at Auburn	02/16/13	22	6	7 .857	6 7 .857	0 0 .000	1 2 3 3.5	1	0	0	0	0	0	18	6.3	
at Missouri	02/19/13	16	3	5 .600	2 4 .500	2 2 1.000	0 2 2 3.4	0	0	2	1	0	2	10	6.4	
ARKANSAS	02/23/13	15	2	9 .222	2 7 .286	0 0 .000	0 3 3 3.4	1	0	1	2	0	0	6	6.4	
ALABAMA	03/02/13	6	0	1 .000	0 1 .000	0 2 .000	0 0 0 3.3	0	0	0	1	0	0	0	6.2	
VANDERBILT	03/06/13	22	2	3 .667	2 3 .667	0 0 .000	0 6 6 3.4	2	0	1	0	0	0	6	6.2	
at Kentucky	03/09/13	13	0	1 .000	0 1 .000	0 0 .000	0 2 2 3.3	1	0	0	1	0	1	0	6.0	
vs. LSU	03/15/13	20	3	5 .600	2 2 1.000	3 4 .750	2 3 5 3.4	2	0	2	0	0	0	11	6.1	
vs. Alabama	03/16/13	16	0	3 .000	0 3 .000	0 0 .000	0 1 1 3.3	2	0	2	0	1	1	0	5.9	
vs. Ole Miss	03/17/13	22	3	6 .500	3 5 .600	0 1 .000	1 2 3 3.3	0	0	0	1	0	1	9	6.0	
vs. Northwestern State	03/22/13	24	0	4 .000	0 4 .000	3 3 1.000	1 2 3 3.3	1	0	0	1	0	2	3	5.9	
vs. Minnesota	03/24/13	9	0	1 .000	0 1 .000	0 0 .000	0 2 2 3.3	0	0	0	1	0	0	0	5.8	
vs. Florida Gulf Coast	03/29/13	13	2	3 .667	2 3 .667	0 0 .000	0 1 1 3.2	0	0	0	1	0	0	6	5.8	
vs. Michigan	03/31/13	15	0	1 .000	0 0 .000	0 0 .000	0 1 1 3.1	2	0	1	0	0	1	0	5.6	
Totals		36	1	647	62 139 .446	52 111 .468	26 31 .839	16 97 113 3.1	53	0	34	30	1	20	202	5.6

FRAZIER CAREER STATISTICS

Season	GP-GS	MP	FGM-FGA	PCT.	3PT-ATT	PCT.	FT-FTA	PCT.	REB	AVG.	A	TO	BS	ST	PF-DQ	TP	AV.
2012-13	36-1	647	62-139	.446	52-111	.468	26-31	.839	113	3.1	34	30	1	20	53-0	202	5.6
Totals	36-1	647	62-139	.446	52-111	.468	26-31	.839	113	3.1	34	30	1	20	53-0	202	5.6

A consensus top-100 recruit who has range that extends beyond the three-point stripe...Has an impressive mid-range game and can also attack the basket on the drive...Brings a high basketball IQ and impressive leadership qualities to the Gators...AS A FRESHMAN IN 2012-13...In his first game as a Gator, his three points came from the charity stripe...Also pulled down six rebounds and added one assist and one steal in 20 minutes...Recorded eight points and five rebounds against Wisconsin...Was perfect from beyond the arc against the Badgers, shooting 2-for-2...Registered four steals, a career-best, against UCF...Led the team with 17 points against Marquette...Was 5-for-8 from behind the 3-point line against the Golden Eagles...Named SEC Freshman of the Week for his efforts against Marquette...Scored in double figures for the second-straight game at Florida State with 12 points...Scored 12 points and had six rebounds against Southeastern Louisiana...Was a perfect 2-for-2 from beyond the arc against Georgia...Shared the team lead with three assists and had seven rebounds at LSU...Pulled down eight rebounds at Mississippi State...Scored 12 points and collected seven rebounds versus South Carolina...Finished with 11 points and a career-best nine rebounds at Arkansas...Scored 11 points and had six rebounds versus Mississippi State in his first career start...Tallied a career-high 18 points on 6-of-7 from beyond the arc at Auburn...Earned his second SEC Freshman of the Week honors for his performance against Kentucky and Auburn...Recorded 10 points at Missouri...Had 11 points and five boards in the SEC Tournament quarterfinals versus LSU...Had nine points on 3-of-5 shooting from beyond the arc against Ole Miss in the SEC Tournament final...Scored six points on 2-of-3 shooting from 3-point range against FGCU in the NCAA Tournament.

FRAZIER HIGHLIGHTS


- Named to the 2013 SEC All-Freshman Team.
- Recorded a career-best 18 points after going 6-of-7 from beyond the arc at Auburn.
- Has been named the SEC Freshman of the Week twice this season. Earned the honors following the Marquette match-up and Kentucky and Auburn games.

FRAZIER GAME HIGHS

Points	
Season	18, at Auburn (2/16/13)
Career	Same
Rebounds	
Season	9, at Arkansas (2/5/13)
Career	Same
Field Goals	
Season	6, 2x, last at Auburn (2/16/13)
Career	Same
Field Goal Attempts	
Season	9, 2x, last vs. Arkansas (2/23/13)
Career	Same
3-Points	
Season	6, at Auburn (2/16/13)
Career	Same
3-Point Attempts	
Season	8, vs. Marquette (11/29/12)
Career	Same
Free Throws	
Season	4, vs. SE Louisiana (12/19/12)
Career	Same
Free Throw Attempts	
Season	4, 3x, last vs. LSU (3/15/13)
Career	Same
Assists	
Season	3, 2x, last vs. Mississippi State (2/9/13)
Career	Same
Steals	
Season	4, vs. UCF (11/23/12)
Career	Same
Blocked Shots	
Season	1, vs. Alabama (3/16/13)
Career	Same
Minutes Played	
Season	31, at LSU (1/12/13)
Career	Same

#24 CASEY PRATHER

JUNIOR | FORWARD | 6-6 | 212 | JACKSON, TENN. | NORTH SIDE



PRATHER 2012-13 GAME-BY-GAME STATISTICS

Opponent	Date	GS	Min	FG	FGA	Pct	3FG	3FGA	Pct	FT	FTA	Pct	Off Def	Tot	Avg	PF	FO	A	TO	Blk	Stl	Pts	Avg		
UCF	11/23/12		13	3	3	1.000	0	0	.000	2	2	1.000	3	1	4	4.0	1	0	1	0	1	0	8	8.0	
MARQUETTE	11/29/12		16	4	4	1.000	1	1	1.000	2	2	1.000	2	1	3	3.5	0	0	1	1	0	1	11	9.5	
at Florida State	12/05/12		11	1	4	.250	0	1	.000	0	0	.000	2	1	3	3.3	4	0	2	2	0	1	2	7.0	
at Arizona	12/15/12		11	1	3	.333	1	1	1.000	0	0	.000	3	1	4	3.5	2	0	1	1	0	1	3	6.0	
SE LOUISIANA	12/19/12		16	3	4	.750	0	1	.000	2	2	1.000	0	1	3	3.0	1	0	1	1	0	3	8	6.4	
at Kansas State	12/22/12		14	1	3	.333	0	1	.000	0	0	.000	1	2	3	3.0	5	1	0	1	0	1	2	5.7	
vs. Air Force	12/29/12		14	4	5	.800	0	0	.000	1	1	1.000	0	0	2	6.0	0	0	1	1	1	0	9	6.1	
at Yale	01/06/13		26	4	6	.667	0	0	.000	1	2	.500	0	6	6	3.0	1	0	2	1	1	1	9	6.5	
GEORGIA	01/09/13	1	21	5	7	.714	0	0	.000	0	0	.000	4	3	7	3.4	1	0	0	1	0	3	10	6.9	
at LSU	01/12/13	1	13	3	5	.600	0	0	.000	0	0	.000	1	1	2	3.3	0	0	1	0	0	0	6	6.8	
SOUTH CAROLINA	01/30/13		3	1	1	1.000	0	0	.000	0	0	.000	1	1	2	3.2	1	0	1	0	0	0	2	6.4	
OLE MISS	02/02/13		6	0	1	.000	0	0	.000	0	0	.000	0	0	0	2.9	1	0	0	0	0	0	0	5.8	
at Arkansas	02/05/13		18	0	1	.000	0	0	.000	0	2	.000	0	2	2	2.8	4	0	2	2	0	1	0	5.4	
MISSISSIPPI STATE	02/09/13		22	5	9	.556	0	1	.000	2	5	.400	2	3	5	3.0	2	0	0	1	1	1	12	5.9	
KENTUCKY	02/12/13		23	6	8	.750	0	0	.000	0	0	.000	1	2	3	3.0	3	0	2	0	2	0	12	6.3	
at Auburn	02/16/13		14	3	3	1.000	0	0	.000	0	1	.000	0	2	2	2.9	4	0	2	1	1	0	6	6.3	
at Missouri	02/19/13		20	3	3	1.000	0	0	.000	1	2	.500	1	6	7	3.2	4	0	2	2	2	3	7	6.3	
ARKANSAS	02/23/13		27	4	7	.571	0	0	.000	0	0	.000	3	6	9	3.5	1	0	1	3	1	3	8	6.4	
at Tennessee	02/26/13		17	5	7	.714	0	0	.000	0	1	.000	1	1	2	3.4	1	0	1	1	0	0	10	6.6	
ALABAMA	03/02/13		24	3	6	.500	0	0	.000	4	4	1.000	2	7	9	3.7	1	0	1	0	0	0	10	6.8	
VANDERBILT	03/06/13		13	2	4	.500	0	0	.000	0	0	.000	1	1	2	3.6	5	1	0	1	1	1	4	6.6	
at Kentucky	03/09/13		24	2	6	.333	0	0	.000	0	0	.000	2	7	9	3.9	4	0	0	1	2	0	4	6.5	
vs. LSU	03/15/13		17	1	4	.250	0	0	.000	0	1	.000	1	3	4	3.9	1	0	0	3	0	0	2	6.3	
vs. Alabama	03/16/13		14	3	4	.750	0	0	.000	0	2	.000	1	1	2	3.8	1	0	0	0	0	0	6	6.3	
vs. Ole Miss	03/17/13		8	0	0	.000	0	0	.000	1	2	.500	0	2	2	3.7	1	0	0	1	0	1	1	6.1	
vs. Northwestern State	03/22/13		23	2	5	.400	0	1	.000	0	0	.000	3	2	5	3.8	2	0	3	1	1	2	4	6.0	
vs. Minnesota	03/24/13		22	3	3	1.000	0	0	.000	1	2	.500	1	1	2	3.7	2	0	0	0	2	1	7	6.0	
vs. Florida Gulf Coast	03/29/13		26	4	6	.667	0	0	.000	3	4	.750	3	1	4	3.7	1	0	2	1	0	1	11	6.2	
vs. Michigan	03/31/13		21	3	5	.600	0	0	.000	1	1	1.000	1	1	2	3.7	0	0	2	3	0	0	7	6.2	
Totals		29	2	497	79	127	.622	2	7	.286	21	36	.583	40	66	106	3.7	56	2	29	30	16	25	181	6.2

PRATHER CAREER STATISTICS

Season	GP-GS	MP	FGM-FGA	PCT.	3PT-ATT	PCT.	FT-FTA	PCT.	REB	AVG.	A	TO	BS	ST	PF-DQ	TP	AV.
2010-11	33-2	222	17-39	.436	4-15	.267	0-0	.000	37	1.1	12	18	2	7	20-0	38	1.2
2011-12	28-0	266	22-60	.367	2-5	.400	11-28	.393	49	1.8	8	21	8	12	45-2	57	2.0
2012-13	29-2	497	79-127	.622	2-7	.286	21-36	.583	106	3.7	29	30	16	25	56-2	181	6.2
Totals	90-4	985	118-226	.522	8-27	.296	32-64	.500	192	2.1	49	69	26	44	121-4	276	3.1

A hard-working athletic forward who loves physical play and rebounding on both ends of the floor...Able to easily navigate traffic with his ball-handing skills to generate scoring opportunities...AS A JUNIOR IN 2012-13...Made his season-debut against UCF...Recorded eight points, four rebounds, and one assist against the Knights...Tallied 11 points on a perfect 4-for-4 shooting night against Marquette...Had a career-best three steals against Southeastern Louisiana...Registered nine points versus Air Force...Finished with nine points and six rebounds and 26 minutes at Yale...Had 10 points in his first start of the year against Georgia... Tallied seven rebounds and matched his career-best with three steals against the Bulldogs... In his second start of the year, had six points at LSU...In his first game returning from injury, recorded two points, two rebounds, and an assist against South Carolina...Scored a season-best 12 points against Mississippi State...Matched his season-high with 12 points versus Kentucky...Also matched his career-best with two blocked shots against the Wildcats... Matched two career-highs with three steals and two blocks at Missouri...Had a career-high nine rebounds and matched his career-best with three steals against Arkansas...Scored 10 points at Tennessee...Tallied 10 points and matched his career-high with nine boards versus Alabama...Matched career highs with nine rebounds and two blocks at Kentucky...Had six points in the SEC Tournament semifinals against Alabama, his most in a SEC Tournament game...Tallied seven points and a career-best matching two blocks, in the NCAA Tournament versus Minnesota...Had 11 points against FGCU in the NCAA Tournament...Scored seven points and had two assists versus Michigan in the NCAA Tournament.

PRATHER HIGHLIGHTS

- Pulled down a career-high nine rebounds and matched his career best of three steals against Arkansas on Feb. 23, 2013.
- Tallied nine rebounds and two blocks at Kentucky, matching career-highs in both categories.
- Has had a career-high nine rebounds on three occasions this season.
- Broke out for a career-high 14 points in UF's 2012 NCAA Tournament win vs. Virginia.

PRATHER GAME HIGHS

Points	Rebounds	Field Goals	Field Goal Attempts	3-Points	3-Point Attempts	Free Throws	Free Throw Attempts	Assists	Steals	Blocked Shots	Minutes Played
Season 12, 2x, last vs. Kentucky (2/12/13)	Season 9, 3x, last at Kentucky (3/9/13)	Season 6, vs. Kentucky (2/12/13)	Season 9, vs. Mississippi State (2/9/13)	Season 1, 2x, last at Arizona (12/15/12)	Season 1, 7x, last vs. Northwestern St. (3/22/13)	Season 4, vs. Alabama (3/2/13)	Season 5, vs. Mississippi State (2/9/13)	Season 3, vs. Northwestern (3/22/13)	Season 3, 4x, last vs. Arkansas (2/23/13)	Season 2, 4x, last vs. Minnesota (3/24/13)	Season 27, vs. Arkansas (2/23/13)
Career 14, vs. Virginia (3/16/12)	Career Same	Career 6, 2x, last vs. Kentucky (2/12/13)	Career Same	Career 2, vs. NC A&T (11/18/10)	Career 4, vs. NC A&T (11/18/10)	Career Same	Career Same	Career 3x, last vs. Northwestern (3/22/13)	Career Same	Career 2, 6x, last vs. Minnesota (3/24/13)	Career Same

#25 DEVON WALKER

FRESHMAN | G/F | 6-6 | 191 | WINTER HAVEN, FLA. | WINTER HAVEN



WALKER 2012-13 GAME-BY-GAME STATISTICS

Opponent	Date	GS	Min	FG	FGA	Pct	3FG	FGA	Pct	FT	FTA	Pct	Off	Def	Tot	Avg	PF	FO	A	TO	Blk	Stl	Pts	Avg	
ALABAMA STATE	11/11/12	22		1	4	.250	0	2	.000	3	4	.750	1	3	4	4.0	0	0	0	0	1	0	5	5.0	
WISCONSIN	11/14/12	3		0	0	.000	0	0	.000	0	0	.000	0	0	0	2.0	0	0	0	0	0	0	0	2.5	
vs. Middle Tennessee State	11/18/12	3		0	0	.000	0	0	.000	0	0	.000	0	0	0	1.3	1	0	0	0	0	0	0	1.7	
SAVANNAH STATE	11/20/12	4		0	2	.000	0	0	.000	3	4	.750	1	1	2	1.5	2	0	0	0	0	0	3	2.0	
UCF	11/23/12	2		0	0	.000	0	0	.000	0	0	.000	1	0	1	1.4	0	0	0	0	0	0	0	1.6	
MARQUETTE	11/29/12	1		0	0	.000	0	0	.000	2	2	1.000	0	1	1	1.3	0	0	0	0	0	0	2	1.7	
at Florida State	12/05/12	5		0	2	.000	0	1	.000	0	0	.000	0	0	0	1.1	0	0	0	0	0	0	0	1.4	
SE LOUISIANA	12/19/12	5		0	2	.000	0	0	.000	0	0	.000	0	1	1	1.1	0	0	0	0	0	0	0	1.3	
at Kansas State	12/22/12	3		0	1	.000	0	1	.000	0	0	.000	1	0	1	1.1	0	0	0	0	0	0	0	1.1	
at Yale	01/06/13	2		0	0	.000	0	0	.000	0	0	.000	0	0	0	1.0	0	0	0	0	0	0	0	1.0	
GEORGIA	01/09/13	3		0	2	.000	0	0	.000	0	0	.000	0	0	0	0.9	0	0	0	0	1	0	0	0.9	
at Texas A&M	01/17/13	3		0	0	.000	0	0	.000	2	2	1.000	1	1	2	1.0	0	0	1	2	0	0	2	1.0	
MISSOURI	01/19/13	3		0	0	.000	0	0	.000	1	2	.500	0	1	1	1.0	0	0	0	0	0	0	1	1.0	
at Georgia	01/23/13	5		0	0	.000	0	0	.000	0	0	.000	0	0	0	0.9	1	0	0	0	0	0	0	0.9	
at Mississippi State	01/26/13	6		0	3	.000	0	1	.000	0	0	.000	0	0	0	0.9	2	0	0	0	1	0	0	0.9	
SOUTH CAROLINA	01/30/13	4		1	1	1.000	0	0	.000	0	0	.000	1	0	1	0.9	0	0	0	0	0	0	2	0.9	
OLE MISS	02/02/13	0		0	0	.000	0	0	.000	0	0	.000	0	0	0	0.8	0	0	0	0	0	0	0	0.9	
MISSISSIPPI STATE	02/09/13	8		1	2	.500	0	1	.000	0	0	.000	0	0	0	0.8	1	0	0	0	1	2	2	0.9	
KENTUCKY	02/12/13	1		0	0	.000	0	0	.000	0	0	.000	0	0	0	0.7	0	0	0	0	0	0	0	0.9	
at Auburn	02/16/13	4		0	0	.000	0	0	.000	0	0	.000	0	0	0	0.7	1	0	1	0	0	0	0	0.9	
at Tennessee	02/26/13	3		0	0	.000	0	0	.000	0	0	.000	0	1	1	0.7	1	0	0	0	0	0	0	0.8	
VANDERBILT	03/06/13	2		0	1	.000	0	0	.000	0	0	.000	0	1	1	0.7	0	0	0	0	0	0	0	0.8	
vs. LSU	03/15/13	4		0	1	.000	0	0	.000	0	0	.000	0	0	0	0.7	1	0	0	1	0	0	0	0.7	
vs. Northwestern State	03/22/13	2		1	1	1.000	1	1	1.000	0	0	.000	0	1	1	0.7	0	0	0	0	0	0	3	0.8	
vs. Michigan	03/31/13	1		0	0	.000	0	0	.000	0	0	.000	0	0	0	0.7	0	0	0	0	0	0	0	0.8	
Totals		25	0	99	4	22	.182	1	7	.143	11	14	.786	6	11	17	0.7	10	0	2	3	4	2	20	0.8

WALKER CAREER STATISTICS

Season	GP-GS	MP	FGM-FGA	PCT.	3PT-ATT	PCT.	FT-FTA	PCT.	REB	AVG.	A	TO	BS	ST	PF-DQ	TP	AV.
2012-13	25-0	99	4-22	.182	1-7	.143	11-14	.786	17	0.7	2	3	4	2	10-0	20	0.8
Totals	25-0	99	4-22	.182	1-7	.143	11-14	.786	17	0.7	2	3	4	2	10-0	20	0.8

Rated a three star prospect by ESPN, Rivals.com and Scout.com...Athletic and versatile wing player with the ability to contribute at three positions...AS A FRESHMAN IN 2012-13...Saw his first minutes as a Gator in the season opener vs. Alabama St...Tallied five points, four rebounds and a block...Recorded three points and two rebounds against Savannah State...Had two points and a rebound in one minute against Marquette...Pulled down a rebound against Southeastern Louisiana...Blocked one shot in the SEC opener against Georgia...Had two points on two free throws at Texas A&M...Scored one point and had one rebound against Missouri...Blocked one shot at Mississippi State...Registered two points and one rebound versus South Carolina...Had two points, two steals, and one block versus Mississippi State...Recorded one assist at Auburn...Pulled down one rebound at Tennessee...Registered one rebound versus Vanderbilt...Had three points and one rebound against Northwestern State in the NCAA Tournament...Played in 25 games this season.

WALKER HIGHLIGHTS

- Saw time in 25 games this season.
- Was named Winter Haven Basketball Player of the Year after averaging 23.8 points, 10.4 rebounds and 2.6 assists per game as a senior.
- Helped lead the Blue Devils to the Class 6A state semifinals and a 21-8 record in his senior campaign.

WALKER GAME HIGHS

Points	
Season	5, vs. Alabama St. (11/11/12)
Career	Same
Rebounds	
Season	4, vs. Alabama St. (11/11/12)
Career	Same
Field Goals	
Season	1, 4x, last vs. Northwestern State (3/22/13)
Career	Same
Field Goal Attempts	
Season	4, vs. Alabama St. (11/11/12)
Career	Same
3-Points	
Season	1, vs. Northwestern State (3/22/13)
Career	---
3-Point Attempts	
Season	2, vs. Alabama St. (11/11/12)
Career	Same
Free Throws	
Season	3, 2x, last vs. Savannah St. (11/20/12)
Career	Same
Free Throw Attempts	
Season	4, 2x, last vs. Savannah St. (11/20/12)
Career	Same
Assists	
Season	1, 2x, last at Auburn (2/16/13)
Career	Same
Steals	
Season	2, vs. Mississippi State (2/9/13)
Career	Same
Blocked Shots	
Season	1, 4x, last vs. Mississippi State (2/9/13)
Career	Same
Minutes Played	
Season	22, vs. Alabama St. (11/11/12)
Career	Same

#33 ERIK MURPHY

SENIOR | FORWARD | 6-10 | 230 | SOUTH KINGSTOWN, R.I. | ST. MARK'S (MASS.)



MURPHY 2012-13 GAME-BY-GAME STATISTICS

Opponent	Date	GS	Min	FG	FGA	Pct	3FG	FGA	Pct	FT	FTA	Pct	Off Def	Tot	Avg	PF	FO	A	TO	Blk	Stl	Pts	Avg		
ALABAMA STATE	11/11/12	1	19	5	10	.500	3	6	.500	2	2	1.000	1	2	3	3.0	1	0	3	0	1	2	15	15.0	
WISCONSIN	11/14/12	1	33	10	10	1.000	2	2	1.000	2	2	1.000	4	4	8	5.5	4	0	0	1	1	1	24	19.5	
vs. Middle Tennessee State	11/18/12	1	28	2	4	.500	1	3	.333	1	2	.500	0	2	2	4.3	3	0	3	0	0	0	6	15.0	
SAVANNAH STATE	11/20/12	1	32	3	10	.300	2	5	.400	2	4	.500	3	2	5	4.5	3	0	1	1	1	2	10	13.8	
UCF	11/23/12	1	27	4	10	.400	1	6	.167	0	0	.000	3	1	4	4.4	2	0	1	0	0	0	9	12.8	
MARQUETTE	11/29/12	1	17	4	7	.571	2	3	.667	0	0	.000	1	2	3	4.2	2	0	0	1	0	1	0	12.3	
at Florida State	12/05/12	1	18	4	6	.667	1	3	.333	0	0	.000	3	4	7	4.6	4	0	1	3	0	0	9	11.9	
at Arizona	12/15/12	1	28	5	10	.500	3	5	.600	2	2	1.000	4	3	7	4.9	0	0	1	5	0	0	15	12.3	
SE LOUISIANA	12/19/12	1	19	3	7	.429	0	3	.000	0	0	.000	1	2	3	4.7	3	0	2	1	2	0	6	11.6	
at Kansas State	12/22/12	1	31	3	5	.600	2	3	.667	0	0	.000	0	3	3	4.5	4	0	0	0	0	0	8	11.2	
vs. Air Force	12/29/12	1	29	8	10	.800	2	3	.667	3	4	.750	2	5	7	4.7	4	0	4	0	3	1	21	12.1	
GEORGIA	01/09/13	1	18	4	9	.444	3	6	.500	0	0	.000	0	0	0	4.3	3	0	2	1	0	1	11	12.0	
at LSU	01/12/13	1	24	5	13	.385	2	7	.286	0	0	.000	2	5	7	4.5	5	1	3	2	1	1	12	12.0	
at Texas A&M	01/17/13	1	30	6	10	.600	2	5	.400	2	2	1.000	0	7	7	4.7	2	0	1	0	0	1	16	12.3	
MISSOURI	01/19/13	1	26	6	11	.545	3	5	.600	0	0	.000	0	5	5	4.7	2	0	0	3	2	2	15	12.5	
at Georgia	01/23/13	1	24	4	8	.500	3	5	.600	2	2	1.000	0	3	3	4.6	4	0	1	2	0	0	13	12.5	
at Mississippi State	01/26/13	1	23	6	8	.750	4	6	.667	2	2	1.000	1	5	6	4.7	2	0	2	1	1	0	18	12.8	
SOUTH CAROLINA	01/30/13	1	20	3	6	.500	2	2	1.000	0	0	.000	0	2	2	4.6	3	0	2	3	0	3	8	12.6	
OLE MISS	02/02/13	1	31	7	8	.875	5	6	.833	0	0	.000	2	4	6	4.6	4	0	2	4	2	1	19	12.9	
at Arkansas	02/05/13	1	34	2	7	.286	1	6	.167	4	5	.800	1	6	7	4.8	3	0	3	4	0	1	9	12.7	
MISSISSIPPI STATE	02/09/13	1	26	7	10	.700	3	5	.600	0	0	.000	0	5	5	4.8	2	0	1	0	0	1	17	12.9	
KENTUCKY	02/12/13	1	26	3	10	.300	2	5	.400	2	2	1.000	3	2	5	4.8	3	0	1	1	3	0	10	12.8	
at Auburn	02/16/13	1	28	4	6	.667	3	4	.750	0	0	.000	0	6	6	4.8	1	0	3	1	1	1	11	12.7	
at Missouri	02/19/13	1	32	3	11	.273	2	9	.222	0	0	.000	3	0	3	4.8	3	0	1	2	1	0	8	12.5	
ARKANSAS	02/23/13	1	31	5	8	.625	2	4	.500	0	0	.000	2	4	6	4.8	2	0	2	1	0	0	12	12.5	
at Tennessee	02/26/13	1	33	3	10	.300	1	5	.200	0	0	.000	1	5	6	4.8	5	1	0	0	0	0	7	12.3	
ALABAMA	03/02/13	1	30	5	8	.625	1	3	.333	4	4	1.000	2	6	8	5.0	3	0	0	1	2	1	15	12.4	
VANDERBILT	03/06/13	1	27	3	6	.500	1	2	.500	3	5	.600	0	6	6	5.0	4	0	1	1	0	0	10	12.3	
at Kentucky	03/09/13	1	31	6	11	.545	3	6	.500	2	2	1.000	2	9	11	5.2	4	0	0	2	0	0	17	12.4	
vs. LSU	03/15/13	1	25	11	15	.733	5	7	.714	0	2	.000	4	8	12	5.4	3	0	0	2	0	0	27	12.9	
vs. Alabama	03/16/13	1	26	2	7	.286	0	3	.000	2	4	.500	2	3	5	5.4	3	0	3	1	0	0	6	12.7	
vs. Ole Miss	03/17/13	1	28	3	11	.273	1	6	.167	2	2	1.000	1	6	7	5.5	2	0	1	2	0	1	9	12.6	
vs. Northwestern State	03/22/13	1	28	8	11	.727	2	3	.667	0	0	.000	3	5	8	5.5	0	0	1	0	0	2	18	12.8	
vs. Minnesota	03/24/13	1	24	5	7	.714	2	4	.500	3	3	1.000	0	4	4	5.5	5	1	1	1	0	0	15	12.8	
vs. Florida Gulf Coast	03/29/13	1	24	2	7	.286	0	1	.000	0	0	.000	3	1	4	5.5	2	0	1	2	1	1	4	12.6	
vs. Michigan	03/31/13	1	22	0	11	.000	0	2	.000	0	0	.000	4	4	8	5.5	1	0	2	3	2	0	0	12.2	
Totals		36	34	952	164	318	.516	72	159	453	40	51	.784	58	141	199	5.5	101	3	50	51	25	23	440	12.2

MURPHY CAREER STATISTICS

Season	GP-GS	MP	FGM-FGA	PCT.	3PT-ATT	PCT.	FT-FTA	PCT.	REB	AVG.	A	TO	BS	ST	PF-DQ	TP	AV.
2009-10	33-0	299	48-80	.600	0-0	.000	19-30	.633	79	2.4	8	20	8	12	51-1	115	3.5
2010-11	33-1	355	54-105	.514	12-30	.400	21-28	.750	75	2.3	8	24	15	5	55-0	141	4.3
2011-12	34-32	882	131-270	.485	59-140	.421	35-43	.814	154	4.5	29	44	37	18	90-0	356	10.5
2012-13	36-34	952	164-318	.516	72-159	.453	40-51	.784	199	5.5	50	51	25	23	101-3	440	12.2
Totals	136-67	2488	397-773	.514	143-329	.435	115-152	.757	507	3.7	95	139	85	58	297-4	1052	7.7

Agile low-post player with a high basketball IQ, rebounding skill set and a soft touch around the rim...Solidified his status as an elite stretch-4 talent, knocking down 59 3-pointers on .421 shooting from long distance as a junior in 2011-12... AS A SENIOR IN 2012-13...Scored 15 points, dished three assists and added two steals and one block in 19 minutes vs. Alabama St...Matched a career-high with 24 points against Wisconsin...Was a perfect 10-for-10 from the field against the Badgers...Tallied 10 points, five rebounds, and two steals against Savannah State...Had nine points, four rebounds, and one assists against UCF...Had 10 points against Marquette...Recorded nine points and seven rebounds at Florida State...Tallied 15 points and seven rebounds at Arizona...Had his streak of 16 straight games with a three pointer broken against South-eastern Louisiana...His streak is tied for 10th all-time in UF history...Led the team in scoring, rebounds, assists, and blocks against Air Force, matched his career-best with four assists and set a season-high with three blocked shots...Named 2012 MetroPCS Orange Bowl Basketball Classic MVP...Scored 11 points versus Georgia...Had 12 points, seven rebounds, and three assists at LSU...Recorded 16 points and a team-high seven rebounds at Texas A&M...Tallied 15 points, five rebounds, two steals, and two blocks against Missouri...Registered 13 points at Georgia - all in the second half...Tied for the team-high with 18 points at Mississippi State...Scored in double-figures for the seventh-straight game he played in...Had eight points and a season-high three steals against South Carolina...Had 19 points on 7-of-8 shooting to lead the team against Ole Miss...Finished with nine points and seven rebounds at Arkansas...Recorded 17 points and five rebounds against Mississippi State...Scored 10 points and matched a season-best with three blocked shots versus Kentucky...Tallied 11 points, six rebounds, and three assists at Auburn...Registered 12 points and six rebounds versus Arkansas...Scored a team-best 15 points and matched his season-high with eight boards versus Alabama...Recorded 10 points and tied for the team best with six rebounds against Vanderbilt on Senior Night...Tallied his second career double-double with 17 points and a career-high tying 11 rebounds at Kentucky...Had a career-best 27 points and 12 boards versus LSU in the SEC Tournament quarterfinals...Registered nine points and seven boards against Ole Miss in the SEC Tournament final...Had a game-best 18 points and eight rebounds versus Northwestern State in the NCAA Tournament...Scored 15 points against Minnesota in the NCAA Tournament.

MURPHY HIGHLIGHTS

- One of the nation's top-shooting big men, Murphy shot .453 from beyond the arc this season.
- First-team All-SEC, by the coaches.
- Had a career-best 27 points and 12 boards versus LSU in the SEC Tournament, earning All-Tournament honors.
- Was a perfect 10-for-10 from the field against Wisconsin on Nov. 14, 2012, matching his career-best of 24 points.
- Had his second career double-double (17 points and a career-high tying 11 rebounds) at Kentucky on March 9, 2013.

MURPHY GAME HIGHS

Points	
Season	27, vs. LSU (3/15/13)
Career	Same
Rebounds	
Season	12, vs. LSU (3/15/13)
Career	Same
Field Goals	
Season	11, vs. LSU (3/15/13)
Career	Same
Field Goal Attempts	
Season	15, vs. LSU (3/15/13)
Career	Same
3-Points	
Season	5, 2x, last vs. LSU (3/15/13)
Career	5, 3x, last vs. LSU (3/15/13)
3-Point Attempts	
Season	9, at Missouri (2/19/13)
Career	Same
Free Throws	
Season	4, 2x, last vs. Alabama (3/2/13)
Career	4, 6x, last vs. Alabama (3/2/13)
Free Throw Attempts	
Season	5, 2x, last vs. Vanderbilt (3/6/13)
Career	5, 3x, last vs. Vanderbilt (3/6/13)
Assists	
Season	4, vs. Air Force (12/29/12)
Career	4, 2x, last vs. Air Force (12/29/12)
Steals	
Season	3, vs. South Carolina (1/30/13)
Career	4, at Alabama (2/14/12)
Blocked Shots	
Season	3, 2x, last vs. Kentucky (2/12/13)
Career	4, at Tennessee (1/7/12)
Minutes Played	
Season	34, at Arkansas (2/5/13)
Career	36, vs. Kentucky (3/4/12)

2012-13 Florida Basketball
Florida Combined Team Statistics (as of Apr 02, 2013)
All games

Overall record: 29-8 Conf: 14-4 Home: 15-0 Away: 7-6 Neutral: 7-2

#	Player	gp-gs	min	Total		3-Point		F-Throw		Rebounds				pf	dq	a	to	blk	stl	pts	avg	
				fg-fga	fg%	3fg-fga	3fg%	ft-fa	ft%	off	def	tot	avg									
03	Rosario, Mike	36-36	1062	29.5	160-357	.448	61-166	.367	69-83	.831	27	65	92	2.6	41	0	73	63	1	34	450	12.5
33	Murphy, Erik	36-34	952	26.4	164-318	.516	72-159	.453	40-51	.784	58	141	199	5.5	101	3	50	51	25	23	440	12.2
01	Boynton, Kenny	37-37	1169	31.6	145-368	.394	71-221	.321	83-101	.822	19	91	110	3.0	31	0	101	48	3	31	444	12.0
04	Young, Patric	37-36	981	26.5	153-261	.586	0-0	.000	68-139	.489	96	136	232	6.3	85	2	32	56	58	34	374	10.1
05	Wilbekin, Scottie	35-29	1117	31.9	116-256	.453	37-103	.359	50-69	.725	20	81	101	2.9	67	1	174	74	2	53	319	9.1
24	Prather, Casey	29-2	497	17.1	79-127	.622	2-7	.286	21-36	.583	40	66	106	3.7	56	2	29	30	16	25	181	6.2
0	Frazier, Michael	36-1	647	18.0	62-139	.446	52-111	.468	26-31	.839	16	97	113	3.1	53	0	34	30	1	20	202	5.6
15	Yeguete, Will	31-10	648	20.9	60-113	.531	1-4	.250	49-86	.570	60	121	181	5.8	58	0	31	41	9	36	170	5.5
11	Ogbueze, Braxton	23-0	107	4.7	7-22	.318	1-5	.200	4-11	.364	1	12	13	0.6	7	0	7	10	0	4	19	0.8
25	Walker, DeVon	25-0	99	4.0	4-22	.182	1-7	.143	11-14	.786	6	11	17	0.7	10	0	2	3	4	2	20	0.8
00	Kurtz, Jacob	20-0	40	2.0	5-8	.625	1-1	1.000	1-2	.500	4	7	11	0.6	5	0	2	0	0	2	12	0.6
12	Graham, Dillon	23-0	81	3.5	5-19	.263	1-10	.100	0-0	.000	0	4	4	0.2	4	0	5	4	1	1	11	0.5
Team											47	71	118				4					
Total.....		37	7400		960-2010	.478	300-794	.378	422-623	.677	394	903	1297	35.1	518	8	540	414	120	265	2642	71.4
Opponents.....		37	7400		725-1897	.382	193-623	.310	369-567	.651	358	759	1117	30.2	593	-	369	523	96	217	2012	54.4

TEAM STATISTICS	UF	OPP	Date	Opponent	Score	Att.	
SCORING	2642	2012	11/11/12	ALABAMA STATE	w 84-35	8047	
Points per game	71.4	54.4	11/14/12	WISCONSIN	w 74-56	9614	
Scoring margin	+17.0	-	1 11/18/12	vs Middle Tenn.	w 66-45	7161	
FIELD GOALS-ATT	960-2010	725-1897	11/20/12	SAVANNAH STATE	w 58-40	7323	
Field goal pct	.478	.382	11/23/12	UCF	w 79-66	10195	
3 POINT FG-ATT	300-794	193-623	11/29/12	MARQUETTE	w 82-49	10245	
3-point FG pct	.378	.310	12/5/12	at Florida State	w 72-47	10593	
3-pt FG made per game	8.1	5.2	12/15/12	at Arizona	L 64-65	14545	
FREE THROWS-ATT	422-623	369-567	12/19/12	SOUTHEASTERN LOUISIANA	w 82-43	8057	
Free throw pct	.677	.651	2 12/22/12	at Kansas State	L 61-67	16303	
F-Throws made per game	11.4	10.0	3 12/29/12	vs Air Force	w 78-61	12779	
REBOUNDS	1297	1117	1/6/13	at Yale	w 79-58	2532	
Rebounds per game	35.1	30.2	* 1/9/13	GEORGIA	w 77-44	11366	
Rebounding margin	+4.9	-	* 1/12/13	at LSU	w 74-52	9964	
ASSISTS	540	369	* 1/17/13	at Texas A&M	w 68-47	11046	
Assists per game	14.6	10.0	* 1/19/13	MISSOURI	w 83-52	12597	
TURNOVERS	414	523	* 1/23/13	at Georgia	w 64-47	6793	
Turnovers per game	11.2	14.1	* 1/26/13	at Mississippi State	w 82-47	7696	
Turnover margin	+2.9	-	* 1/30/13	SOUTH CAROLINA	w 75-36	10533	
Assist/turnover ratio	1.3	0.7	* 2/2/13	OLE MISS	w 78-64	12522	
STEALS	265	217	* 2/5/13	at Arkansas	L 69-80	13816	
Steals per game	7.2	5.9	* 2/9/13	MISSISSIPPI STATE	w 83-58	12444	
BLOCKS	120	96	* 2/12/13	KENTUCKY	w 69-52	12480	
Blocks per game	3.2	2.6	* 2/16/13	at Auburn	w 83-52	8953	
ATTENDANCE	160160	329033	* 2/19/13	at Missouri	L 60-63	15061	
Home games-Avg/Game	15-10677	13-12397	* 2/23/13	ARKANSAS	w 71-54	12609	
Neutral site-Avg/Game	-	9-18652	* 2/26/13	at Tennessee	L 58-64	19567	
			* 3/2/13	ALABAMA	w 64-52	11624	
Score by Periods	1st	2nd	Totals	* 3/6/13	VANDERBILT	w 66-40	10504
Florida	1282	1360	2642	* 3/9/13	at Kentucky	L 57-61	24294
Opponents	934	1078	2012	4 3/15/13	vs LSU	w 80-58	15649
				4 3/16/13	vs Alabama	w 61-51	14574
				4 3/17/13	vs Ole Miss	L 63-66	12138
				5 3/22/13	vs Northwestern State	w 79-47	13825
				5 3/24/13	vs Minnesota	w 78-64	14520
				6 3/29/13	vs Florida Gulf Coast	w 62-50	40639
				6 3/31/13	vs Michigan	L 59-79	36585

* = Conference game
1 = Tampa, Fla.
2 = Kansas City, Mo.
3 = Sunrise, Fla.
4 = Nashville, Tenn. - SEC Tournament
5 = Austin, Texas - NCAA Tournament 2nd & 3rd Rounds
6 = Arlington, Texas - NCAA Tournament South Regional

2012-13 Florida Basketball
Florida Combined Team Statistics (as of Apr 02, 2013)
Conference games

RECORD:	OVERALL	HOME	AWAY	NEUTRAL
ALL GAMES	14-4	9-0	5-4	0-0
CONFERENCE	14-4	9-0	5-4	0-0
NON-CONFERENCE	0-0	0-0	0-0	0-0

#	Player	gp-gs	min	avg	Total		3-Point		F-Throw		Rebounds				pf	dq	a	to	blk	stl	pts	avg		
					fg-fga	fg%	3fg-fga	3fg%	ft-fa	ft%	off	def	tot	avg										
03	Rosario, Mike	17-17	514	30.2	79-178	.444	31-85	.365	28-35	.800	14	25	39	2.3	18	0	37	26	0	15	217	12.8		
33	Murphy, Erik	18-17	494	27.4	82-160	.513	43-91	.473	21-24	.875	19	80	99	5.5	55	2	25	29	13	13	228	12.7		
01	Boynton, Kenny	18-18	602	33.4	72-184	.391	34-109	.312	31-39	.795	7	42	49	2.7	18	0	56	19	2	19	209	11.6		
04	Young, Patric	18-18	474	26.3	77-125	.616	0-0	.000	31-58	.534	42	64	106	5.9	45	1	15	24	29	15	185	10.3		
05	Wilbekin, Scottie	18-17	599	33.3	66-142	.465	19-51	.373	19-25	.760	9	52	61	3.4	32	0	96	40	1	23	170	9.4		
24	Prather, Casey	14-2	245	17.5	42-68	.618	0-1	.000	7-15	.467	19	42	61	4.4	32	1	13	13	10	12	91	6.5		
20	Frazier, Michael	17-1	333	19.6	33-68	.485	30-56	.536	8-10	.800	7	54	61	3.6	23	0	19	16	0	8	104	6.1		
15	Yeguete, Will	12-0	204	17.0	22-36	.611	0-1	.000	8-17	.471	24	42	66	5.5	18	0	12	15	3	12	52	4.3		
00	Kurtz, Jacob	10-0	23	2.3	4-4	1.000	1-1	1.000	0-0	.000	1	4	5	0.5	4	0	1	0	0	2	9	0.9		
11	Ogbueze, Braxton	11-0	39	3.5	2-5	.400	0-0	.000	3-7	.429	0	2	2	0.2	3	0	3	3	0	3	7	0.6		
25	Walker, DeVon	12-0	42	3.5	2-9	.222	0-2	.000	3-4	.750	2	4	6	0.5	6	0	2	2	3	2	7	0.6		
12	Graham, Dillon	11-0	31	2.8	1-12	.083	0-7	.000	0-0	.000	0	2	2	0.2	0	0	4	3	0	0	2	0.2		
Team											22	32	54											
Total.....		18	3600		482-991	.486	158-404	.391	159-234	.679	166	445	611	33.9	254	4	283	193	61	124	1281	71.2		
Opponents.....		18	3600		353-937	.377	85-311	.273	174-271	.642	187	387	574	31.9	264	-	175	249	51	107	965	53.6		

TEAM STATISTICS	UF	OPP	Date	Opponent	Score	Att.
SCORING	1281	965	* 1/9/13	GEORGIA	w 77-44	11366
Points per game	71.2	53.6	* 1/12/13	at LSU	w 74-52	9964
Scoring margin	+17.6	-	* 1/17/13	at Texas A&M	w 68-47	11046
FIELD GOALS-ATT	482-991	353-937	* 1/19/13	MISSOURI	w 83-52	12597
Field goal pct	.486	.377	* 1/23/13	at Georgia	w 64-47	6793
3 POINT FG-ATT	158-404	85-311	* 1/26/13	at Mississippi State	w 82-47	7696
3-point FG pct	.391	.273	* 1/30/13	SOUTH CAROLINA	w 75-36	10533
3-pt FG made per game	8.8	4.7	* 2/2/13	OLE MISS	w 78-64	12522
FREE THROWS-ATT	159-234	174-271	* 2/5/13	at Arkansas	L 69-80	13816
Free throw pct	.679	.642	* 2/9/13	MISSISSIPPI STATE	w 83-58	12444
F-Throws made per game	8.8	9.7	* 2/12/13	KENTUCKY	w 69-52	12480
REBOUNDS	611	574	* 2/16/13	at Auburn	w 83-52	8953
Rebounds per game	33.9	31.9	* 2/19/13	at Missouri	L 60-63	15061
Rebounding margin	+2.1	-	* 2/23/13	ARKANSAS	w 71-54	12609
ASSISTS	283	175	* 2/26/13	at Tennessee	L 58-64	19567
Assists per game	15.7	9.7	* 3/2/13	ALABAMA	w 64-52	11624
TURNOVERS	193	249	* 3/6/13	VANDERBILT	w 66-40	10504
Turnovers per game	10.7	13.8	* 3/9/13	at Kentucky	L 57-61	24294
Turnover margin	+3.1	-				
Assist/turnover ratio	1.5	0.7		* = Conference game		
STEALS	124	107		1 = Tampa, Fla.		
Steals per game	6.9	5.9		2 = Kansas City, Mo.		
BLOCKS	61	51		3 = Sunrise, Fla.		
Blocks per game	3.4	2.8		4 = Nashville, Tenn. - SEC Tournament		
ATTENDANCE	106679	117190		5 = Austin, Texas - NCAA Tournament 2nd & 3rd Rounds		
Home games-Avg/Game	9-11853	9-13021		6 = Arlington, Texas - NCAA Tournament South Regional		
Neutral site-Avg/Game	-	0-0				

Score by Periods	1st	2nd	Totals
Florida	600	681	1281
Opponents	435	530	965

2012-13 Florida Basketball
Florida Combined Team Statistics (as of Apr 02, 2013)
Postseason

RECORD:	OVERALL	HOME	AWAY	NEUTRAL
ALL GAMES	5-2	0-0	0-0	5-2
CONFERENCE	0-0	0-0	0-0	0-0
NON-CONFERENCE	5-2	0-0	0-0	5-2

#	Player	gp-gs	min	avg	Total		3-Point		F-Throw		Rebounds				pf	dq	a	to	blk	stl	pts	avg		
					fg-fga	fg%	3fg-fga	3fg%	ft-fta	ft%	off	def	tot	avg										
03	Rosario, Mike	7-7	201	28.7	33-71	.465	14-33	.424	12-16	.750	5	19	24	3.4	9	0	7	12	0	6	92	13.1		
33	Murphy, Erik	7-7	177	25.3	31-69	.449	10-26	.385	7-11	.636	17	31	48	6.9	16	1	9	11	3	4	79	11.3		
01	Boynton, Kenny	7-7	191	27.3	23-59	.390	9-34	.265	14-18	.778	5	10	15	2.1	3	0	13	10	0	2	69	9.9		
05	Wilbekin, Scottie	7-7	220	31.4	20-49	.408	6-19	.316	21-28	.750	3	10	13	1.9	17	1	31	16	0	12	67	9.6		
04	Young, Patric	7-7	188	26.9	22-45	.489	0-0	.000	15-37	.405	18	29	47	6.7	15	0	8	10	6	7	59	8.4		
24	Prather, Casey	7-0	131	18.7	16-27	.593	0-1	.000	6-12	.500	10	11	21	3.0	8	0	7	9	3	5	38	5.4		
15	Yeguete, Will	7-0	147	21.0	11-26	.423	0-0	.000	15-26	.577	12	25	37	5.3	16	0	4	4	2	11	37	5.3		
20	Frazier, Michael	7-0	119	17.0	8-23	.348	7-18	.389	6-8	.750	4	12	16	2.3	7	0	5	4	1	5	29	4.1		
12	Graham, Dillon	3-0	7	2.3	2-3	.667	1-1	1.000	0-0	.000	0	0	0	0.0	0	0	0	0	0	0	5	1.7		
25	Walker, DeVon	3-0	7	2.3	1-2	.500	1-1	1.000	0-0	.000	0	1	1	0.3	1	0	0	1	0	0	3	1.0		
11	Ogbueze, Braxton	3-0	9	3.0	1-3	.333	0-1	.000	0-0	.000	0	1	1	0.3	1	0	1	3	0	0	2	0.7		
00	Kurtz, Jacob	3-0	3	1.0	1-2	.500	0-0	.000	0-0	.000	2	3	5	1.7	0	0	1	0	0	0	2	0.7		
Team											10	12	22											
Total.....		7	1400		169-379	.446	48-134	.358	96-156	.615	86	164	250	35.7	93	2	86	80	15	52	482	68.9		
Opponents.....		7	1400		152-362	.420	44-111	.396	67-109	.615	61	149	210	30.0	126	-	72	96	25	42	415	59.3		

TEAM STATISTICS	UF	OPP	Date	Opponent	Score	Att.	
SCORING	482	415	4	3/15/13	vs LSU	w 80-58	15649
Points per game	68.9	59.3	4	3/16/13	vs Alabama	w 61-51	14574
Scoring margin	+9.6	-	4	3/17/13	vs Ole Miss	L 63-66	12138
FIELD GOALS-ATT	169-379	152-362	5	3/22/13	vs Northwestern State	w 79-47	13825
Field goal pct	.446	.420	5	3/24/13	vs Minnesota	w 78-64	14520
3 POINT FG-ATT	48-134	44-111	6	3/29/13	vs Florida Gulf Coast	w 62-50	40639
3-point FG pct	.358	.396	6	3/31/13	vs Michigan	L 59-79	36585
3-pt FG made per game	6.9	6.3					
FREE THROWS-ATT	96-156	67-109	* = Conference game				
Free throw pct	.615	.615	1 = Tampa, Fla.				
F-Throws made per game	13.7	9.6	2 = Kansas City, Mo.				
REBOUNDS	250	210	3 = Sunrise, Fla.				
Rebounds per game	35.7	30.0	4 = Nashville, Tenn. - SEC Tournament				
Rebounding margin	+5.7	-	5 = Austin, Texas - NCAA Tournament 2nd & 3rd Rounds				
ASSISTS	86	72	6 = Arlington, Texas - NCAA Tournament South Regional				
Assists per game	12.3	10.3					
TURNOVERS	80	96					
Turnovers per game	11.4	13.7					
Turnover margin	+2.3	-					
Assist/turnover ratio	1.1	0.8					
STEALS	52	42					
Steals per game	7.4	6.0					
BLOCKS	15	25					
Blocks per game	2.1	3.6					
ATTENDANCE	0	147930					
Home games-Avg/Game	0-0	0-0					
Neutral site-Avg/Game	-	7-21133					

Score by Periods	1st	2nd	Totals
Florida	254	228	482
Opponents	214	201	415

2012-13 Florida Basketball
Florida Combined Team Statistics (as of Apr 02, 2013)
SEC Tournament

RECORD:	OVERALL	HOME	AWAY	NEUTRAL
ALL GAMES	2-1	0-0	0-0	2-1
CONFERENCE	0-0	0-0	0-0	0-0
NON-CONFERENCE	2-1	0-0	0-0	2-1

##	Player	gp-gs	min	avg	Total		3-Point		F-Throw		Rebounds				pf	dq	a	to	blk	stl	pts	avg		
					fg-fga	fg%	3fg-fga	3fg%	ft-fta	ft%	off	def	tot	avg										
33	Murphy, Erik	3-3	79	26.3	16-33	.485	6-16	.375	4-8	.500	7	17	24	8.0	8	0	4	5	0	1	42	14.0		
03	Rosario, Mike	3-3	90	30.0	12-27	.444	4-10	.400	7-8	.875	2	11	13	4.3	5	0	4	7	0	2	35	11.7		
01	Boynton, Kenny	3-3	82	27.3	12-30	.400	5-19	.263	2-2	1.000	3	3	6	2.0	0	0	9	4	0	0	31	10.3		
05	Wilbekin, Scottie	3-3	98	32.7	10-23	.435	5-13	.385	2-4	.500	1	4	5	1.7	7	0	11	5	0	5	27	9.0		
04	Young, Patric	3-3	81	27.0	10-18	.556	0-0	.000	6-17	.353	8	11	19	6.3	7	0	2	2	3	3	26	8.7		
20	Frazier, Michael	3-0	58	19.3	6-14	.429	5-10	.500	3-5	.600	3	6	9	3.0	4	0	4	1	1	2	20	6.7		
15	Yeguete, Will	3-0	58	19.3	3-11	.273	0-0	.000	6-8	.750	6	7	13	4.3	5	0	1	1	0	3	12	4.0		
24	Prather, Casey	3-0	39	13.0	4-8	.500	0-0	.000	1-5	.200	2	6	8	2.7	3	0	0	4	0	1	9	3.0		
00	Kurtz, Jacob	1-0	1	1.0	1-2	.500	0-0	.000	0-0	.000	1	1	2	2.0	0	0	0	0	0	0	2	2.0		
25	Walker, DeVon	1-0	4	4.0	0-1	.000	0-0	.000	0-0	.000	0	0	0	0.0	1	0	0	1	0	0	0	0.0		
11	Ogbueze, Braxton	1-0	6	6.0	0-0	.000	0-0	.000	0-0	.000	0	1	1	1.0	1	0	0	3	0	0	0	0.0		
12	Graham, Dillon	1-0	4	4.0	0-1	.000	0-0	.000	0-0	.000	0	0	0	0.0	0	0	0	0	0	0	0	0.0		
Team											7	3	10											
Total.....		3	600		74-168	.440	25-68	.368	31-57	.544	40	70	110	36.7	41	0	35	33	4	17	204	68.0		
Opponents.....		3	600		64-153	.418	19-47	.404	28-52	.538	27	65	92	30.7	49	-	23	36	13	16	175	58.3		

TEAM STATISTICS	UF	OPP	Date	Opponent	Score	Att.
SCORING	204	175	4	3/15/13	vs LSU	w 80-58 15649
Points per game	68.0	58.3	4	3/16/13	vs Alabama	w 61-51 14574
Scoring margin	+9.7	-	4	3/17/13	vs Ole Miss	L 63-66 12138
FIELD GOALS-ATT	74-168	64-153	* = Conference game			
Field goal pct	.440	.418	1 = Tampa, Fla.			
3 POINT FG-ATT	25-68	19-47	2 = Kansas City, Mo.			
3-point FG pct	.368	.404	3 = Sunrise, Fla.			
3-pt FG made per game	8.3	6.3	4 = Nashville, Tenn. - SEC Tournament			
FREE THROWS-ATT	31-57	28-52	5 = Austin, Texas - NCAA Tournament 2nd & 3rd Rounds			
Free throw pct	.544	.538	6 = Arlington, Texas - NCAA Tournament South Regional			
F-Throws made per game	10.3	9.3				
REBOUNDS	110	92				
Rebounds per game	36.7	30.7				
Rebounding margin	+6.0	-				
ASSISTS	35	23				
Assists per game	11.7	7.7				
TURNOVERS	33	36				
Turnovers per game	11.0	12.0				
Turnover margin	+1.0	-				
Assist/turnover ratio	1.1	0.6				
STEALS	17	16				
Steals per game	5.7	5.3				
BLOCKS	4	13				
Blocks per game	1.3	4.3				
ATTENDANCE	0	42361				
Home games-Avg/Game	0-0	0-0				
Neutral site-Avg/Game	-	3-14120				

Score by Periods	1st	2nd	Totals
Florida	106	98	204
Opponents	82	93	175

2012-13 Florida Basketball
Florida Combined Team Statistics (as of Apr 02, 2013)
NCAA Tournament

RECORD:	OVERALL	HOME	AWAY	NEUTRAL
ALL GAMES	3-1	0-0	0-0	3-1
CONFERENCE	0-0	0-0	0-0	0-0
NON-CONFERENCE	3-1	0-0	0-0	3-1

##	Player	gp-gs	min	avg	Total		3-Point		F-Throw		Rebounds				pf	dq	a	to	blk	stl	pts	avg
					fg-fga	fg%	3fg-fga	3fg%	ft-fa	ft%	off	def	tot	avg								
03	Rosario, Mike	4-4	111	27.8	21-44	.477	10-23	.435	5-8	.625	3	8	11	2.8	4	0	3	5	0	4	57	14.3
05	Wilbekin, Scottie	4-4	122	30.5	10-26	.385	1-6	.167	19-24	.792	2	6	8	2.0	10	1	20	11	0	7	40	10.0
01	Boynton, Kenny	4-4	109	27.3	11-29	.379	4-15	.267	12-16	.750	2	7	9	2.3	3	0	4	6	0	2	38	9.5
33	Murphy, Erik	4-4	98	24.5	15-36	.417	4-10	.400	3-3	1.000	10	14	24	6.0	8	1	5	6	3	3	37	9.3
04	Young, Patric	4-4	107	26.8	12-27	.444	0-0	.000	9-20	.450	10	18	28	7.0	8	0	6	8	3	4	33	8.3
24	Prather, Casey	4-0	92	23.0	12-19	.632	0-1	.000	5-7	.714	8	5	13	3.3	5	0	7	5	3	4	29	7.3
15	Yeguate, Will	4-0	89	22.3	8-15	.533	0-0	.000	9-18	.500	6	18	24	6.0	11	0	3	3	2	8	25	6.3
12	Graham, Dillon	2-0	3	1.5	2-2	1.000	1-1	1.000	0-0	.000	0	0	0	0.0	0	0	0	0	0	0	5	2.5
20	Frazier, Michael	4-0	61	15.3	2-9	.222	2-8	.250	3-3	1.000	1	6	7	1.8	3	0	1	3	0	3	9	2.3
25	Walker, DeVon	2-0	3	1.5	1-1	1.000	1-1	1.000	0-0	.000	0	1	1	0.5	0	0	0	0	0	0	3	1.5
11	Ogbueze, Braxton	2-0	3	1.5	1-3	.333	0-1	.000	0-0	.000	0	0	0	0.0	0	0	1	0	0	0	2	1.0
00	Kurtz, Jacob	2-0	2	1.0	0-0	.000	0-0	.000	0-0	.000	1	2	3	1.5	0	0	1	0	0	0	0	0.0
Team											3	9	12									
Total.....		4	800		95-211	.450	23-66	.348	65-99	.657	46	94	140	35.0	52	2	51	47	11	35	278	69.5
Opponents.....		4	800		88-209	.421	25-64	.391	39-57	.684	34	84	118	29.5	77	-	49	60	12	26	240	60.0

TEAM STATISTICS	UF	OPP	Date	Opponent	Score	Att.	
SCORING	278	240	5	3/22/13	vs Northwestern State	w 79-47	13825
Points per game	69.5	60.0	5	3/24/13	vs Minnesota	w 78-64	14520
Scoring margin	+9.5	-	6	3/29/13	vs Florida Gulf Coast	w 62-50	40639
FIELD GOALS-ATT	95-211	88-209	6	3/31/13	vs Michigan	L 59-79	36585
Field goal pct	.450	.421	* = Conference game				
3 POINT FG-ATT	23-66	25-64	1 = Tampa, Fla.				
3-point FG pct	.348	.391	2 = Kansas City, Mo.				
3-pt FG made per game	5.8	6.3	3 = Sunrise, Fla.				
FREE THROWS-ATT	65-99	39-57	4 = Nashville, Tenn. - SEC Tournament				
Free throw pct	.657	.684	5 = Austin, Texas - NCAA Tournament 2nd & 3rd Rounds				
F-Throws made per game	16.3	9.8	6 = Arlington, Texas - NCAA Tournament South Regional				
REBOUNDS	140	118					
Rebounds per game	35.0	29.5					
Rebounding margin	+5.5	-					
ASSISTS	51	49					
Assists per game	12.8	12.3					
TURNOVERS	47	60					
Turnovers per game	11.8	15.0					
Turnover margin	+3.3	-					
Assist/turnover ratio	1.1	0.8					
STEALS	35	26					
Steals per game	8.8	6.5					
BLOCKS	11	12					
Blocks per game	2.8	3.0					
ATTENDANCE	0	105569					
Home games-Avg/Game	0-0	0-0					
Neutral site-Avg/Game	-	4-26392					

Score by Periods	1st	2nd	Totals
Florida	148	130	278
Opponents	132	108	240

2012-13 Florida Basketball
Florida Category Leaders (as of Apr 02, 2013)
All games

Points	G	Pts	Pts/G	Scoring Average	G	Pts	Avg/G
Rosario, Mike	36	450	12.5	Rosario, Mike	36	450	12.5
Boynton, Kenny	37	444	12.0	Murphy, Erik	36	440	12.2
Murphy, Erik	36	440	12.2	Boynton, Kenny	37	444	12.0
Young, Patric	37	374	10.1	Young, Patric	37	374	10.1
Wilbekin, Scottie	35	319	9.1	Wilbekin, Scottie	35	319	9.1
Frazier, Michael	36	202	5.6	Prather, Casey	29	181	6.2
Prather, Casey	29	181	6.2	Frazier, Michael	36	202	5.6
Yeguete, Will	31	170	5.5	Yeguete, Will	31	170	5.5
Walker, DeVon	25	20	0.8	Ogbueze, Braxton	23	19	0.8
Ogbueze, Braxton	23	19	0.8	Walker, DeVon	25	20	0.8
Kurtz, Jacob	20	12	0.6	Kurtz, Jacob	20	12	0.6
Graham, Dillon	23	11	0.5	Graham, Dillon	23	11	0.5

FG Percentage	FG	Att	Pct	Field Goal Attempts	G	Att	Att/G
Kurtz, Jacob	5	8	.625	Boynton, Kenny	37	368	9.9
Prather, Casey	79	127	.622	Rosario, Mike	36	357	9.9
Young, Patric	153	261	.586	Murphy, Erik	36	318	8.8
Yeguete, Will	60	113	.531	Young, Patric	37	261	7.1
Murphy, Erik	164	318	.516	Wilbekin, Scottie	35	256	7.3
Wilbekin, Scottie	116	256	.453	Field Goals Made	G	Made	Made/G
Rosario, Mike	160	357	.448	Murphy, Erik	36	164	4.6
Frazier, Michael	62	139	.446	Rosario, Mike	36	160	4.4
Boynton, Kenny	145	368	.394	Young, Patric	37	153	4.1
Ogbueze, Braxton	7	22	.318	Boynton, Kenny	37	145	3.9
Graham, Dillon	5	19	.263	Wilbekin, Scottie	35	116	3.3
Walker, DeVon	4	22	.182				

3-Point Percentage	3FG	Att	Pct	3-Point FG Attempts	G	Att	Att/G
Kurtz, Jacob	1	1	1.000	Boynton, Kenny	37	221	6.0
Frazier, Michael	52	111	.468	Rosario, Mike	36	166	4.6
Murphy, Erik	72	159	.453	Murphy, Erik	36	159	4.4
Rosario, Mike	61	166	.367	Frazier, Michael	36	111	3.1
Wilbekin, Scottie	37	103	.359	Wilbekin, Scottie	35	103	2.9
Boynton, Kenny	71	221	.321	3-Point FG Made	G	Made	Made/G
Prather, Casey	2	7	.286	Murphy, Erik	36	72	2.0
Yeguete, Will	1	4	.250	Boynton, Kenny	37	71	1.9
Ogbueze, Braxton	1	5	.200	Rosario, Mike	36	61	1.7
Walker, DeVon	1	7	.143	Frazier, Michael	36	52	1.4
Graham, Dillon	1	10	.100	Wilbekin, Scottie	35	37	1.1

Free Throw Percent	FG	Att	Pct	Free Throw Attempts	G	Att	Att/G
Frazier, Michael	26	31	.839	Young, Patric	37	139	3.8
Rosario, Mike	69	83	.831	Boynton, Kenny	37	101	2.7
Boynton, Kenny	83	101	.822	Yeguete, Will	31	86	2.8
Walker, DeVon	11	14	.786	Rosario, Mike	36	83	2.3
Murphy, Erik	40	51	.784	Wilbekin, Scottie	35	69	2.0
Wilbekin, Scottie	50	69	.725	Free Throws Made	G	Made	Made/G
Prather, Casey	21	36	.583	Boynton, Kenny	37	83	2.2
Yeguete, Will	49	86	.570	Rosario, Mike	36	69	1.9
Kurtz, Jacob	1	2	.500	Young, Patric	37	68	1.8
Young, Patric	68	139	.489	Wilbekin, Scottie	35	50	1.4
Ogbueze, Braxton	4	11	.364	Yeguete, Will	31	49	1.6

2012-13 Florida Basketball
Florida Category Leaders (as of Apr 02, 2013)
All games

Rebounds	G	Reb	Reb/G
Young, Patric	37	232	6.3
Murphy, Erik	36	199	5.5
Yeguete, Will	31	181	5.8
Frazier, Michael	36	113	3.1
Boynton, Kenny	37	110	3.0

Assists	G	No.	Ast/G
Wilbekin, Scottie	35	174	5.0
Boynton, Kenny	37	101	2.7
Rosario, Mike	36	73	2.0
Murphy, Erik	36	50	1.4
Frazier, Michael	36	34	0.9

Rebound Average	G	Reb	Avg/G
Young, Patric	37	232	6.3
Yeguete, Will	31	181	5.8
Murphy, Erik	36	199	5.5
Prather, Casey	29	106	3.7
Frazier, Michael	36	113	3.1

Steals	G	No.	Stl/G
Wilbekin, Scottie	35	53	1.5
Yeguete, Will	31	36	1.2
Rosario, Mike	36	34	0.9
Young, Patric	37	34	0.9
Boynton, Kenny	37	31	0.8

Offensive Rebounds	G	No.	Avg/G
Young, Patric	37	96	2.6
Yeguete, Will	31	60	1.9
Murphy, Erik	36	58	1.6
Prather, Casey	29	40	1.4
Rosario, Mike	36	27	0.8

Blocked Shots	G	No.	Blk/G
Young, Patric	37	58	1.6
Murphy, Erik	36	25	0.7
Prather, Casey	29	16	0.6
Yeguete, Will	31	9	0.3
Walker, DeVon	25	4	0.2

Defensive Rebounds	G	No.	Avg/G
Murphy, Erik	36	141	3.9
Young, Patric	37	136	3.7
Yeguete, Will	31	121	3.9
Frazier, Michael	36	97	2.7
Boynton, Kenny	37	91	2.5

Minutes	G	No.	Min/G
Boynton, Kenny	37	1169	31.6
Wilbekin, Scottie	35	1117	31.9
Rosario, Mike	36	1062	29.5
Young, Patric	37	981	26.5
Murphy, Erik	36	952	26.4

Fouls	G	No.	Per/G
Murphy, Erik	36	101	2.8
Young, Patric	37	85	2.3
Wilbekin, Scottie	35	67	1.9
Yeguete, Will	31	58	1.9
Prather, Casey	29	56	1.9

Turnovers	G	No.	TO/G
Wilbekin, Scottie	35	74	2.1
Rosario, Mike	36	63	1.8
Young, Patric	37	56	1.5
Murphy, Erik	36	51	1.4
Boynton, Kenny	37	48	1.3

Foulsouts	G	No.
Murphy, Erik	36	3
Young, Patric	37	2
Prather, Casey	29	2
Wilbekin, Scottie	35	1

2012-13 Florida Basketball
Florida Team Game-by-Game Comparison (as of Apr 02, 2013)
All games

Opponent	1st	2nd	Score	Mar	Total FG	FG Pct	3-Pointers	3FG Pct	Free Throws	FT Pct	Rebounds	Assist	T/Over	Block	Steal	Fouls
ALABAMA STATE	47/9	37/26	84-35	+49	28-59/12-56	.475/.214	8-24/4-20	.333/.200	20-30/7-10	.667/.700	50/30 +20	18/8	12/19	4/2	10/8	8/20
WISCONSIN	43/31	31/25	74-56	+18	26-42/21-59	.619/.356	6-12/7-24	.500/.292	16-20/7-14	.800/.500	40/21 +19	9/12	20/10	2/1	2/11	15/18
Middle Tenn.	29/26	37/19	66-45	+21	21-45/16-50	.467/.320	7-21/2-10	.333/.200	17-29/11-16	.586/.688	32/34 (2)	14/11	10/15	3/1	5/3	15/24
SAVANNAH STATE	28/14	30/26	58-40	+18	17-48/16-46	.354/.348	6-14/2-4	.429/.500	18-28/6-10	.643/.600	37/35 +2	7/6	13/20	9/2	11/5	14/21
UCF	42/24	37/42	79-66	+13	29-68/22-47	.426/.468	10-33/11-20	.303/.550	11-14/11-14	.786/.786	41/27 +14	17/14	9/19	2/1	10/5	14/14
MARQUETTE	38/24	44/25	82-49	+33	28-55/21-51	.509/.412	9-24/3-12	.375/.250	17-20/4-9	.850/.444	37/23 +14	16/12	8/14	5/0	5/2	9/15
Florida State	35/15	37/32	72-47	+25	27-55/16-46	.491/.348	7-23/6-19	.304/.316	11-15/9-12	.733/.750	34/26 +8	15/7	15/22	2/0	14/5	17/15
Arizona	32/29	32/36	64-65	(1)	24-52/20-44	.462/.455	10-18/7-20	.556/.350	6-8/18-21	.750/.857	33/22 +11	13/12	14/10	2/3	4/8	12/11
SOUTHEASTERN LOUISIANA	43/26	39/17	82-43	+39	28-57/16-55	.491/.291	10-32/3-21	.313/.143	16-18/8-10	.889/.800	40/30 +10	20/4	8/13	5/2	8/2	12/12
Kansas State	23/33	38/34	61-67	(6)	23-57/20-48	.404/.417	5-19/7-17	.263/.412	10-15/20-29	.667/.690	27/36 (9)	11/16	9/10	2/7	4/5	20/16
Air Force	33/31	45/30	78-61	+17	28-52/19-47	.538/.404	7-19/9-20	.368/.450	15-23/14-22	.652/.636	36/25 +11	12/11	10/10	6/0	6/6	19/22
Yale	35/23	44/35	79-58	+21	30-50/21-49	.600/.429	9-17/3-14	.529/.214	10-13/13-20	.769/.650	29/24 +5	19/9	13/16	2/1	10/8	16/15
GEORGIA	28/15	49/29	77-44	+33	29-55/14-36	.527/.389	12-26/1-10	.462/.100	7-8/15-19	.875/.789	26/25 +1	17/4	7/19	6/5	10/3	14/9
LSU	29/20	45/32	74-52	+22	28-63/21-65	.444/.323	8-23/6-24	.348/.250	10-17/4-10	.588/.400	53/34 +19	13/11	11/8	1/5	4/7	15/17
Texas A&M	35/18	33/29	68-47	+21	25-50/17-50	.500/.340	7-20/3-10	.350/.300	11-13/10-14	.846/.714	28/33 (5)	16/9	11/16	1/2	9/8	13/14
MISSOURI	40/23	43/29	83-52	+31	35-59/16-49	.593/.327	8-19/6-24	.421/.250	5-8/14-17	.625/.824	35/25 +10	21/8	16/21	7/1	14/11	14/15
Georgia	24/27	40/20	64-47	+17	23-51/16-39	.451/.410	8-20/7-12	.400/.583	10-16/8-12	.625/.667	31/28 +3	11/10	7/17	0/4	10/2	14/15
Mississippi State	41/19	41/28	82-47	+35	31-56/17-52	.554/.327	14-31/3-15	.452/.200	6-9/10-15	.667/.667	44/20 +24	23/8	14/10	4/1	6/12	12/12
SOUTH CAROLINA	33/10	42/26	75-36	+39	28-53/14-45	.528/.311	12-21/2-14	.571/.143	7-16/6-9	.438/.667	38/24 +14	18/8	12/17	3/0	13/7	9/15
OLE MISS	40/27	38/37	78-64	+14	32-62/21-55	.516/.382	11-29/7-17	.379/.412	3-3/15-21	1000/.714	34/33 +1	23/5	12/13	5/3	3/7	19/10
Arkansas	26/43	43/37	69-80	(11)	23-56/28-57	.411/.491	10-27/8-18	.370/.444	13-19/16-21	.684/.762	33/34 (1)	15/19	16/9	1/1	5/6	19/17
MISSISSIPPI STATE	42/26	41/32	83-58	+25	31-59/23-54	.525/.426	9-26/6-16	.346/.375	12-18/6-12	.667/.500	36/31 +5	21/13	8/16	2/1	6/4	12/18
KENTUCKY	38/25	31/27	69-52	+17	26-53/21-50	.491/.420	6-14/4-12	.429/.333	11-14/6-11	.786/.545	27/31 (4)	17/11	11/17	9/3	5/7	13/15
Auburn	47/22	36/30	83-52	+31	31-54/19-54	.574/.352	15-30/4-16	.500/.250	6-10/10-14	.600/.714	30/30 -	25/9	9/14	3/2	9/4	11/15
Missouri	29/26	31/37	60-63	(3)	22-54/23-53	.407/.434	10-33/5-22	.303/.227	6-12/12-15	.500/.800	28/40 (12)	10/11	14/19	3/3	10/8	15/15
ARKANSAS	32/28	39/26	71-54	+17	29-62/21-58	.468/.362	8-23/6-27	.348/.222	5-11/6-15	.455/.400	38/41 (3)	14/11	8/14	3/4	7/3	12/16
Tennessee	32/35	26/29	58-64	(6)	24-57/24-57	.421/.421	4-17/5-18	.235/.278	6-11/11-19	.545/.579	31/41 (10)	11/14	7/9	1/4	5/4	17/13
ALABAMA	29/26	35/26	64-52	+12	20-45/22-55	.444/.400	2-13/4-15	.154/.267	22-26/4-10	.846/.400	33/31 +2	7/7	10/11	5/4	3/5	9/22
VANDERBILT	24/14	42/26	66-40	+26	23-47/14-52	.489/.269	9-18/4-24	.500/.167	11-13/8-15	.846/.533	32/33 (1)	13/7	8/9	4/3	2/2	17/13
Kentucky	31/31	26/30	57-61	(4)	22-55/22-56	.400/.393	5-14/4-17	.357/.235	8-10/13-22	.800/.591	34/40 (6)	8/10	12/10	3/5	3/7	19/13
LSU	43/28	37/30	80-58	+22	29-57/18-54	.509/.333	11-20/9-19	.550/.474	11-22/13-28	.500/.464	47/27 +20	17/7	16/10	1/6	2/7	18/18
Alabama	25/28	36/23	61-51	+10	23-52/19-42	.442/.452	3-17/6-12	.176/.500	12-18/7-12	.667/.583	29/28 +1	9/5	4/12	2/1	7/0	13/15
Ole Miss	38/26	25/40	63-66	(3)	22-59/27-57	.373/.474	11-31/4-16	.355/.250	8-17/8-12	.471/.667	34/37 (3)	9/11	13/14	1/6	8/9	10/16
Northwestern State	40/32	39/15	79-47	+32	29-61/18-50	.475/.360	7-21/3-16	.333/.188	14-23/8-11	.609/.727	43/26 +17	13/9	8/15	2/3	10/2	12/19
Minnesota	48/27	30/37	78-64	+14	21-37/20-50	.568/.400	10-20/8-18	.500/.444	26-36/16-22	.722/.727	26/29 (3)	13/11	14/14	3/1	7/4	18/25
Florida Gulf Coast	30/26	32/24	62-50	+12	22-57/20-44	.386/.455	4-15/4-11	.267/.364	14-23/6-11	.609/.545	35/28 +7	12/11	10/20	3/3	11/7	11/20
Michigan	30/47	29/32	59-79	(20)	23-56/30-65	.411/.462	2-10/10-19	.200/.526	11-17/9-13	.647/.692	36/35 +1	13/18	15/11	3/5	7/13	11/13

Note: Game totals are displayed in the format TEAM/OPPONENT for each category

2012-13 Florida Basketball
Florida Team Game-by-Game (as of Apr 02, 2013)
All games

TEAM STATISTICS

Opponent	Date	Score		Total		3-Pointers		Free throws		Rebounds				pf	a	t/o	blk	stl	pts	avg
				fg-fga	pct	3fg-fga	pct	ft-fta	pct	off	def	tot	avg							
ALABAMA STATE	11/11/12	84-35	W	28-59	.475	8-24	.333	20-30	.667	15	35	50	50.0	8	18	12	4	10	84	84.0
WISCONSIN	11/14/12	74-56	W	26-42	.619	6-12	.500	16-20	.800	9	31	40	45.0	15	9	20	2	2	74	79.0
vs Middle Tenn.	11/18/12	66-45	W	21-45	.467	7-21	.333	17-29	.586	10	22	32	40.7	15	14	10	3	5	66	74.7
SAVANNAH STATE	11/20/12	58-40	W	17-48	.354	6-14	.429	18-28	.643	17	20	37	39.8	14	7	13	9	11	58	70.5
UCF	11/23/12	79-66	W	29-68	.426	10-33	.303	11-14	.786	19	22	41	40.0	14	17	9	2	10	79	72.2
MARQUETTE	11/29/12	82-49	W	28-55	.509	9-24	.375	17-20	.850	13	24	37	39.5	9	16	8	5	5	82	73.8
at Florida State	12/5/12	72-47	W	27-55	.491	7-23	.304	11-15	.733	13	21	34	38.7	17	15	15	2	14	72	73.6
at Arizona	12/15/12	64-65	L	24-52	.462	10-18	.556	6-8	.750	12	21	33	38.0	12	13	14	2	4	64	72.4
SOUTHEASTERN LOUISI	12/19/12	82-43	W	28-57	.491	10-32	.313	16-18	.889	9	31	40	38.2	12	20	8	5	8	82	73.4
at Kansas State	12/22/12	61-67	L	23-57	.404	5-19	.263	10-15	.667	10	17	27	37.1	20	11	9	2	4	61	72.2
vs Air Force	12/29/12	78-61	W	28-52	.538	7-19	.368	15-23	.652	11	25	36	37.0	19	12	10	6	6	78	72.7
at Yale	1/6/13	79-58	W	30-50	.600	9-17	.529	10-13	.769	4	25	29	36.3	16	19	13	2	10	79	73.2
GEORGIA	1/9/13	77-44	W	29-55	.527	12-26	.462	7-8	.875	7	19	26	35.5	14	17	7	6	10	77	73.5
at LSU	1/12/13	74-52	W	28-63	.444	8-23	.348	10-17	.588	17	36	53	36.8	15	13	11	1	4	74	73.6
at Texas A&M	1/17/13	68-47	W	25-50	.500	7-20	.350	11-13	.846	9	19	28	36.2	13	16	11	1	9	68	73.2
MISSOURI	1/19/13	83-52	W	35-59	.593	8-19	.421	5-8	.625	7	28	35	36.1	14	21	16	7	14	83	73.8
at Georgia	1/23/13	64-47	W	23-51	.451	8-20	.400	10-16	.625	10	21	31	35.8	14	11	7	0	10	64	73.2
at Mississippi State	1/26/13	82-47	W	31-56	.554	14-31	.452	6-9	.667	12	32	44	36.3	12	23	14	4	6	82	73.7
SOUTH CAROLINA	1/30/13	75-36	W	28-53	.528	12-21	.571	7-16	.438	11	27	38	36.4	9	18	12	3	13	75	73.8
OLE MISS	2/2/13	78-64	W	32-62	.516	11-29	.379	3-3	1.000	9	25	34	36.2	19	23	12	5	3	78	74.0
at Arkansas	2/5/13	69-80	L	23-56	.411	10-27	.370	13-19	.684	9	24	33	36.1	19	15	16	1	5	69	73.8
MISSISSIPPI STATE	2/9/13	83-58	W	31-59	.525	9-26	.346	12-18	.667	10	26	36	36.1	12	21	8	2	6	83	74.2
KENTUCKY	2/12/13	69-52	W	26-53	.491	6-14	.429	11-14	.786	12	15	27	35.7	13	17	11	9	5	69	74.0
at Auburn	2/16/13	83-52	W	31-54	.574	15-30	.500	6-10	.600	4	26	30	35.5	11	25	9	3	9	83	74.3
at Missouri	2/19/13	60-63	L	22-54	.407	10-33	.303	6-12	.500	8	20	28	35.2	15	10	14	3	10	60	73.8
ARKANSAS	2/23/13	71-54	W	29-62	.468	8-23	.348	5-11	.455	12	26	38	35.3	12	14	8	3	7	71	73.7
at Tennessee	2/26/13	58-64	L	24-57	.421	4-17	.235	6-11	.545	8	23	31	35.1	17	11	7	1	5	58	73.1
ALABAMA	3/2/13	64-52	W	20-45	.444	2-13	.154	22-26	.846	9	24	33	35.0	9	7	10	5	3	64	72.8
VANDERBILT	3/6/13	66-40	W	23-47	.489	9-18	.500	11-13	.846	5	27	32	34.9	17	13	8	4	2	66	72.5
at Kentucky	3/9/13	57-61	L	22-55	.400	5-14	.357	8-10	.800	7	27	34	34.9	19	8	12	3	3	57	72.0
vs LSU	3/15/13	80-58	W	29-57	.509	11-20	.550	11-22	.500	17	30	47	35.3	18	17	16	1	2	80	72.3
vs Alabama	3/16/13	61-51	W	23-52	.442	3-17	.176	12-18	.667	10	19	29	35.1	13	9	4	2	7	61	71.9
vs Ole Miss	3/17/13	63-66	L	22-59	.373	11-31	.355	8-17	.471	13	21	34	35.1	10	9	13	1	8	63	71.6
vs Northwestern State	3/22/13	79-47	W	29-61	.475	7-21	.333	14-23	.609	16	27	43	35.3	12	13	8	2	10	79	71.9
vs Minnesota	3/24/13	78-64	W	21-37	.568	10-20	.500	26-36	.722	6	20	26	35.0	18	13	14	3	7	78	72.0
vs Florida Gulf Coast	3/29/13	62-50	W	22-57	.386	4-15	.267	14-23	.609	15	20	35	35.0	11	12	10	3	11	62	71.8
vs Michigan	3/31/13	59-79	L	23-56	.411	2-10	.200	11-17	.647	9	27	36	35.1	11	13	15	3	7	59	71.4
Florida		2642		960-2010	.478	300-794	.378	422-623	.677	394	903	1297	35.1	518	540	414	120	265	2642	71.4
Opponents		2012		725-1897	.382	193-623	.310	369-567	.651	358	759	1117	30.2	593	369	523	96	217	2012	54.4

Games played: 37
Points/game: 71.4
FG Pct: 47.8
3FG Pct: 37.8
FT Pct: 67.7

Rebounds/game: 35.1
Assists/game: 14.6
Turnovers/game: 11.2
Assist/turnover ratio: 1.3
Steals/game: 7.2
Blocks/game: 3.2

2012-13 Florida Basketball
Florida Opponent Game-by-Game (as of Apr 02, 2013)
All games

OPPONENT STATISTICS

Opponent	Date	Score		Total		3-Pointers		Free throws		Rebounds				pf	a	t/o	blk	stl	pts	avg
				fg-fga	pct	3fg-fga	pct	ft-fta	pct	off	def	tot	avg							
ALABAMA STATE	11/11/12	84-35	W	12-56	.214	4-20	.200	7-10	.700	10	20	30	30.0	20	8	19	2	8	35	35.0
WISCONSIN	11/14/12	74-56	W	21-59	.356	7-24	.292	7-14	.500	12	9	21	25.5	18	12	10	1	11	56	45.5
vs Middle Tenn.	11/18/12	66-45	W	16-50	.320	2-10	.200	11-16	.688	15	19	34	28.3	24	11	15	1	3	45	45.3
SAVANNAH STATE	11/20/12	58-40	W	16-46	.348	2-4	.500	6-10	.600	12	23	35	30.0	21	6	20	2	5	40	44.0
UCF	11/23/12	79-66	W	22-47	.468	11-20	.550	11-14	.786	5	22	27	29.4	14	14	19	1	5	66	48.4
MARQUETTE	11/29/12	82-49	W	21-51	.412	3-12	.250	4-9	.444	7	16	23	28.3	15	12	14	0	2	49	48.5
at Florida State	12/5/12	72-47	W	16-46	.348	6-19	.316	9-12	.750	10	16	26	28.0	15	7	22	0	5	47	48.3
at Arizona	12/15/12	64-65	L	20-44	.455	7-20	.350	18-21	.857	4	18	22	27.3	11	12	10	3	8	65	50.4
SOUTHEASTERN LOUISI	12/19/12	82-43	W	16-55	.291	3-21	.143	8-10	.800	9	21	30	27.6	12	4	13	2	2	43	49.6
at Kansas State	12/22/12	61-67	L	20-48	.417	7-17	.412	20-29	.690	11	25	36	28.4	16	16	10	7	5	67	51.3
vs Air Force	12/29/12	78-61	W	19-47	.404	9-20	.450	14-22	.636	6	19	25	28.1	22	11	10	0	6	61	52.2
at Yale	1/6/13	79-58	W	21-49	.429	3-14	.214	13-20	.650	9	15	24	27.8	15	9	16	1	8	58	52.7
GEORGIA	1/9/13	77-44	W	14-36	.389	1-10	.100	15-19	.789	5	20	25	27.5	9	4	19	5	3	44	52.0
at LSU	1/12/13	74-52	W	21-65	.323	6-24	.250	4-10	.400	11	23	34	28.0	17	11	8	5	7	52	52.0
at Texas A&M	1/17/13	68-47	W	17-50	.340	3-10	.300	10-14	.714	16	17	33	28.3	14	9	16	2	8	47	51.7
MISSOURI	1/19/13	83-52	W	16-49	.327	6-24	.250	14-17	.824	6	19	25	28.1	15	8	21	1	11	52	51.7
at Georgia	1/23/13	64-47	W	16-39	.410	7-12	.583	8-12	.667	5	23	28	28.1	15	10	17	4	2	47	51.4
at Mississippi State	1/26/13	82-47	W	17-52	.327	3-15	.200	10-15	.667	6	14	20	27.7	12	8	10	1	12	47	51.2
SOUTH CAROLINA	1/30/13	75-36	W	14-45	.311	2-14	.143	6-9	.667	6	18	24	27.5	15	8	17	0	7	36	50.4
OLE MISS	2/2/13	78-64	W	21-55	.382	7-17	.412	15-21	.714	12	21	33	27.8	10	5	13	3	7	64	51.0
at Arkansas	2/5/13	69-80	L	28-57	.491	8-18	.444	16-21	.762	7	27	34	28.0	17	19	9	1	6	80	52.4
MISSISSIPPI STATE	2/9/13	83-58	W	23-54	.426	6-16	.375	6-12	.500	9	22	31	28.2	18	13	16	1	4	58	52.7
KENTUCKY	2/12/13	69-52	W	21-50	.420	4-12	.333	6-11	.545	14	17	31	28.3	15	11	17	3	7	52	52.7
at Auburn	2/16/13	83-52	W	19-54	.352	4-16	.250	10-14	.714	11	19	30	28.4	15	9	14	2	4	52	52.6
at Missouri	2/19/13	60-63	L	23-53	.434	5-22	.227	12-15	.800	12	28	40	28.8	15	11	19	3	8	63	53.0
ARKANSAS	2/23/13	71-54	W	21-58	.362	6-27	.222	6-15	.400	15	26	41	29.3	16	11	14	4	3	54	53.1
at Tennessee	2/26/13	58-64	L	24-57	.421	5-18	.278	11-19	.579	13	28	41	29.7	13	14	9	4	4	64	53.5
ALABAMA	3/2/13	64-52	W	22-55	.400	4-15	.267	4-10	.400	13	18	31	29.8	22	7	11	4	5	52	53.4
VANDERBILT	3/6/13	66-40	W	14-52	.269	4-24	.167	8-15	.533	13	20	33	29.9	13	7	9	3	2	40	53.0
at Kentucky	3/9/13	57-61	L	22-56	.393	4-17	.235	13-22	.591	13	27	40	30.2	13	10	10	5	7	61	53.2
vs LSU	3/15/13	80-58	W	18-54	.333	9-19	.474	13-28	.464	11	16	27	30.1	18	7	10	6	7	58	53.4
vs Alabama	3/16/13	61-51	W	19-42	.452	6-12	.500	7-12	.583	7	21	28	30.1	15	5	12	1	0	51	53.3
vs Ole Miss	3/17/13	63-66	L	27-57	.474	4-16	.250	8-12	.667	9	28	37	30.3	16	11	14	6	9	66	53.7
vs Northwestern State	3/22/13	79-47	W	18-50	.360	3-16	.188	8-11	.727	6	20	26	30.1	19	9	15	3	2	47	53.5
vs Minnesota	3/24/13	78-64	W	20-50	.400	8-18	.444	16-22	.727	13	16	29	30.1	25	11	14	1	4	64	53.8
vs Florida Gulf Coast	3/29/13	62-50	W	20-44	.455	4-11	.364	6-11	.545	6	22	28	30.1	20	11	20	3	7	50	53.7
vs Michigan	3/31/13	59-79	L	30-65	.462	10-19	.526	9-13	.692	9	26	35	30.2	13	18	11	5	13	79	54.4
Opponents		2012		725-1897	.382	193-623	.310	369-567	.651	358	759	1117	30.2	593	369	523	96	217	2012	54.4
Florida		2642		960-2010	.478	300-794	.378	422-623	.677	394	903	1297	35.1	518	540	414	120	265	2642	71.4

Games played: 37
Points/game: 54.4
FG Pct: 38.2
3FG Pct: 31.0
FT Pct: 65.1

Rebounds/game: 30.2
Assists/game: 10.0
Turnovers/game: 14.1
Assist/turnover ratio: 0.7
Steals/game: 5.9
Blocks/game: 2.6

2012-13 Florida Basketball
Florida Points-Rebounds-Assists (as of Apr 02, 2013)
All games

Opponent	Date	Score		00	01	03	04	05	11	12
				KURTZ,JACO	BOYNTON,KE	ROSARIO,MI	YOUNG,PATR	WILBEKIN,S	OGBUEZE,BR	GRAHAM,DIL
ALABAMA STATE	11/11/12	84-35	w	1-0-0	22-6-5	14-2-2	12-12-2	DNP	7-4-0	2-2-0
WISCONSIN	11/14/12	74-56	w	DNP	10-6-3	15-4-4	8-7-0	DNP	0-1-0	0-0-1
vs Middle Tenn.	11/18/12	66-45	w	0-0-0	20-4-2	9-1-3	9-2-1	8-3-3	0-0-1	0-0-0
SAVANNAH STATE	11/20/12	58-40	w	0-0-0	5-1-1	13-2-3	13-11-0	4-3-2	3-3-0	0-0-0
UCF	11/23/12	79-66	w	DNP	24-8-1	4-3-1	10-5-1	17-5-8	0-0-0	DNP
MARQUETTE	11/29/12	82-49	w	0-0-0	6-0-5	11-3-2	10-10-3	4-2-4	0-1-0	0-0-0
at Florida State	12/5/12	72-47	w	0-0-0	14-4-1	14-1-2	10-8-1	5-2-5	0-0-0	0-0-0
at Arizona	12/15/12	64-65	L	DNP	5-5-2	16-3-3	8-2-1	11-1-3	DNP	DNP
SOUTHEASTERN LOUISIA	12/19/12	82-43	w	0-0-0	7-4-5	20-6-4	10-5-0	9-6-4	0-0-2	2-0-0
at Kansas State	12/22/12	61-67	L	DNP	11-2-2	5-0-1	19-10-0	11-1-7	DNP	0-0-0
vs Air Force	12/29/12	78-61	w	DNP	14-4-3	7-4-1	13-4-0	9-4-1	DNP	DNP
at Yale	1/6/13	79-58	w	0-1-0	28-2-2	13-0-3	8-3-0	4-0-10	0-1-0	0-0-0
GEORGIA	1/9/13	77-44	w	5-1-0	7-1-4	19-0-0	11-3-2	8-2-6	0-0-1	0-1-0
at LSU	1/12/13	74-52	w	DNP	20-7-2	DNP	14-7-1	7-5-3	DNP	0-1-0
at Texas A&M	1/17/13	68-47	w	0-0-0	5-2-5	19-2-3	18-7-1	6-3-3	0-0-0	0-0-0
MISSOURI	1/19/13	83-52	w	2-0-0	14-3-3	9-2-3	9-8-2	13-3-10	0-0-0	0-0-1
at Georgia	1/23/13	64-47	w	DNP	14-1-2	7-5-2	6-5-1	17-2-3	DNP	DNP
at Mississippi State	1/26/13	82-47	w	0-3-1	18-4-2	5-3-3	13-6-1	13-2-9	3-0-0	2-0-0
SOUTH CAROLINA	1/30/13	75-36	w	2-0-0	15-3-7	15-3-2	8-8-0	8-4-3	0-0-1	0-0-0
OLE MISS	2/2/13	78-64	w	0-0-0	9-1-9	14-4-4	13-12-0	13-1-7	0-0-0	0-0-0
at Arkansas	2/5/13	69-80	L	DNP	10-1-2	15-1-2	9-4-2	14-7-4	DNP	DNP
MISSISSIPPI STATE	2/9/13	83-58	w	0-0-0	10-3-6	18-4-0	6-7-1	5-3-7	2-0-0	0-0-3
KENTUCKY	2/12/13	69-52	w	0-0-0	9-0-2	12-2-2	12-11-0	14-1-8	0-0-0	0-0-0
at Auburn	2/16/13	83-52	w	0-1-0	16-5-4	22-2-5	2-3-0	6-4-10	2-2-0	0-0-0
at Missouri	2/19/13	60-63	L	DNP	11-4-0	14-2-1	2-3-0	8-5-4	DNP	DNP
ARKANSAS	2/23/13	71-54	w	DNP	12-5-2	15-2-0	14-7-2	4-6-6	DNP	DNP
at Tennessee	2/26/13	58-64	L	DNP	2-3-1	16-4-2	15-5-0	8-8-6	0-0-1	DNP
ALABAMA	3/2/13	64-52	w	DNP	13-2-3	6-0-2	9-4-0	11-3-1	DNP	DNP
VANDERBILT	3/6/13	66-40	w	0-0-0	15-2-2	5-2-3	14-4-1	8-1-4	0-0-0	0-0-0
at Kentucky	3/9/13	57-61	L	DNP	9-2-0	6-1-3	10-2-1	7-1-2	DNP	DNP
vs LSU	3/15/13	80-58	w	2-2-0	2-3-7	7-3-3	10-6-1	16-2-3	0-1-0	0-0-0
vs Alabama	3/16/13	61-51	w	DNP	16-2-0	10-1-0	13-9-0	4-2-4	DNP	DNP
vs Ole Miss	3/17/13	63-66	L	DNP	13-1-2	18-9-1	3-4-1	7-1-4	DNP	DNP
vs Northwestern State	3/22/13	79-47	w	0-1-0	11-2-1	8-2-1	16-9-2	11-1-4	0-0-1	2-0-0
vs Minnesota	3/24/13	78-64	w	DNP	7-1-1	25-2-1	5-7-2	12-1-6	DNP	DNP
vs Florida Gulf Coast	3/29/13	62-50	w	DNP	7-4-2	15-5-1	4-5-2	13-3-3	DNP	DNP
vs Michigan	3/31/13	59-79	L	0-2-1	13-2-0	9-2-0	8-7-0	4-3-7	2-0-0	3-0-0

2012-13 Florida Basketball
 Florida Points-Rebounds-Assists (as of Apr 02, 2013)
 All games

Opponent	Date	Score		15	20	24	25	33
				YEGUETE,WI	FRAZIER,MI	PRATHER,CA	WALKER,DEV	MURPHY,ERI
ALABAMA STATE	11/11/12	84-35	w	3-7-5	3-6-1	DNP	5-4-0	15-3-3
WISCONSIN	11/14/12	74-56	w	9-8-0	8-5-1	DNP	0-0-0	24-8-0
vs Middle Tenn.	11/18/12	66-45	w	11-13-1	3-2-0	DNP	0-0-0	6-2-3
SAVANNAH STATE	11/20/12	58-40	w	7-6-0	0-1-0	DNP	3-2-0	10-5-1
UCF	11/23/12	79-66	w	4-5-4	3-1-0	8-4-1	0-1-0	9-4-1
MARQUETTE	11/29/12	82-49	w	11-7-0	17-2-1	11-3-1	2-1-0	10-3-0
at Florida State	12/5/12	72-47	w	6-6-2	12-2-1	2-3-2	0-0-0	9-7-1
at Arizona	12/15/12	64-65	L	6-5-2	0-0-0	3-4-1	DNP	15-7-1
SOUTHEASTERN LOUISIA	12/19/12	82-43	w	8-4-0	12-6-2	8-1-1	0-1-0	6-3-2
at Kansas State	12/22/12	61-67	L	2-2-0	3-3-1	2-3-0	0-1-0	8-3-0
vs Air Force	12/29/12	78-61	w	0-6-0	5-3-2	9-0-1	DNP	21-7-4
at Yale	1/6/13	79-58	w	14-9-1	3-5-1	9-6-2	0-0-0	DNP
GEORGIA	1/9/13	77-44	w	0-1-0	6-3-2	10-7-0	0-0-0	11-0-2
at LSU	1/12/13	74-52	w	10-13-0	5-7-3	6-2-1	DNP	12-7-3
at Texas A&M	1/17/13	68-47	w	2-3-1	0-0-1	DNP	2-2-1	16-7-1
MISSOURI	1/19/13	83-52	w	13-6-0	7-2-2	DNP	1-1-0	15-5-0
at Georgia	1/23/13	64-47	w	7-11-1	0-0-1	DNP	0-0-0	13-3-1
at Mississippi State	1/26/13	82-47	w	4-8-4	6-8-1	DNP	0-0-0	18-6-2
SOUTH CAROLINA	1/30/13	75-36	w	3-7-2	12-7-0	2-2-1	2-1-0	8-2-2
OLE MISS	2/2/13	78-64	w	4-6-1	6-2-0	0-0-0	0-0-0	19-6-2
at Arkansas	2/5/13	69-80	L	1-0-0	11-9-0	0-2-2	DNP	9-7-3
MISSISSIPPI STATE	2/9/13	83-58	w	DNP	11-6-3	12-5-0	2-0-0	17-5-1
KENTUCKY	2/12/13	69-52	w	DNP	0-1-2	12-3-2	0-0-0	10-5-1
at Auburn	2/16/13	83-52	w	DNP	18-3-0	6-2-2	0-0-1	11-6-3
at Missouri	2/19/13	60-63	L	DNP	10-2-2	7-7-2	DNP	8-3-1
ARKANSAS	2/23/13	71-54	w	DNP	6-3-1	8-9-1	DNP	12-6-2
at Tennessee	2/26/13	58-64	L	DNP	DNP	10-2-1	0-1-0	7-6-0
ALABAMA	3/2/13	64-52	w	0-1-0	0-0-0	10-9-1	DNP	15-8-0
VANDERBILT	3/6/13	66-40	w	4-4-1	6-6-1	4-2-0	0-1-0	10-6-1
at Kentucky	3/9/13	57-61	L	4-6-2	0-2-0	4-9-0	DNP	17-11-0
vs LSU	3/15/13	80-58	w	3-4-1	11-5-2	2-4-0	0-0-0	27-12-0
vs Alabama	3/16/13	61-51	w	6-6-0	0-1-2	6-2-0	DNP	6-5-3
vs Ole Miss	3/17/13	63-66	L	3-3-0	9-3-0	1-2-0	DNP	9-7-1
vs Northwestern State	3/22/13	79-47	w	3-8-0	3-3-0	4-5-3	3-1-0	18-8-1
vs Minnesota	3/24/13	78-64	w	7-5-2	0-2-0	7-2-0	DNP	15-4-1
vs Florida Gulf Coast	3/29/13	62-50	w	2-4-1	6-1-0	11-4-2	DNP	4-4-1
vs Michigan	3/31/13	59-79	L	13-7-0	0-1-1	7-2-2	0-0-0	0-8-2