

FLORIDA™

MEN'S BASKETBALL



2014-15 Florida Men's Basketball Season Review

16-17 Overall | 8-10 SEC



HEAD COACH

Billy Donovan
467-185 | 19 seasons at Florida
502-205 | 21 seasons overall

TWITTER

@GatorZoneMBK
@GatorZoneNews
@UFCoachBillyD
#ItsGreatUF

INSTAGRAM

@gatorzonembk

FACEBOOK

Facebook.com/FloridaGators

NOTABLE NUMBERS

14.2/8.0

Dorian Finney-Smith, Florida's leading scorer and rebounder, boosted his numbers even more down the stretch run, averaging 14.2 points and 8.0 rebounds over the final five games of the season.

23

Florida played 23 of its 33 games against teams that earned NCAA or NIT bids, including 14 games against NCAA Tournament teams. The Gators ended the season with the sixth-toughest schedule in the nation, according to KenPom.

14

The Gators utilized 14 different starting lineup combinations this season, and no starting five combo was used more than six games.

998

Michael Frazier II ended the season and his Gator career two points away from becoming the 51st Gator to join the 1,000-point club.

41

Frazier extended his Florida-record 3-point streak to 41 straight games this season, topping Lee Humphrey's previous record of 39.

7

The Gators had seven players named to the SEC Academic Honor Roll this season, one shy of the SEC-record eight honorees UF had in 2013-14.

- Florida stayed inside the KenPom Top 50 for the entire season, finishing 45th in the nation, higher than three NCAA Tournament 9-seeds.

- KenPom ranks UF's adjusted defense 11th in the nation and its strength of schedule sixth most difficult.

- Billy Donovan became the second men's coach to reach 500 Division I wins before his 50th birthday with the Gators' 66-49 rout of Tennessee on Feb. 28.

Coach	Age at Win 500
Bob Knight	48 years, 81 days
Billy Donovan	49 years, 274 days
Bill Self	50 years, 60 days
Mike Krzyzewski	51 years, 15 days

- Reaching the milestone in his 704th career game coached, Donovan also became one of the quickest to 500 in terms of games coached, ranking 23rd all-time.

- Florida placed two players on SEC teams, with Dorian Finney-Smith named second-team All-SEC and Devin Robinson earning SEC All-Freshman Team honors.

- UF also had seven players on the SEC Academic Honor Roll, one shy of the team's 2013-14 SEC-record eight.

- The Gators' SEC Tournament win vs. Alabama came while committing a season-low six turnovers, while Finney-Smith's double-double (23 points, 11 rebounds) led the team.

- Finney-Smith posted 20 points and 10 rebounds in the Gators' dominant 66-49 win vs. Tennessee. He is one of two players to post a 20/10 game in SEC league play each of the past two seasons (Jordan Mickey, LSU).

- Finney-Smith had the game-winning dunk with 21 seconds left at Alabama, as well as blocks on the possessions before and after the dunk to set up and seal the game-winning possession.

- Junior Michael Frazier II established a new school record with a 3-pointer in 41 straight games, eclipsing Lee Humphrey's 39. In the final game before the streak was snapped, Frazier went for season-bests at Ole Miss with 27 points and six 3-pointers.

- Frazier hit the two game-winning free throws with 1.9 seconds remaining vs. Arkansas after he grabbed an offensive rebound and drew a foul on the putback attempt.

- Senior walk-on Jacob Kurtz started seven games and led the Gators with nine drawn charges this season.

NOVEMBER

6	Barry (Exh.)	SEC+	W	79-70
14	William & Mary	SEC	W	68-45
17	Miami	ESPNU	L	67-69
21	Louisiana-Monroe	SEC	W/OT	61-56
26	vs. Georgetown	AXS	L/OT	66-65
27	vs. UAB	AXS	W	56-47
28	vs. #5/6 No. Carolina	AXS	L	64-75

DECEMBER

5	at #11 Kansas	ESPN	L	65-71
8	Yale	SEC	W	85-47
12	Texas Southern	SEC	W	75-50
14	Jacksonville	FSN	W	79-34
20	vs. Wake Forest	FSN	W	63-50
30	at Florida State	ESPN2	L	63-65

JANUARY

3	UConn	CBS	L	59-63
7	at South Carolina	SEC	W	72-68
10	Mississippi State	FSN	W	72-47
15	Auburn	ESPN2	W	75-55
17	at Georgia	CBS	L	61-73
20	LSU	ESPN	L	61-79
24	at Ole Miss	SEC	L	71-72
27	at Alabama	ESPN	W	52-50
31	RV/#25 Arkansas	CBS	W	57-56

FEBRUARY

3	at Vanderbilt	ESPN	L	61-67
7	#1 Kentucky	ESPN	L	61-68
12	Ole Miss	ESPN	L	61-62
14	at Texas A&M	SEC	L	62-63
18	Vanderbilt	SEC	W	50-47
21	at LSU	CBS	L	63-70
24	at Missouri	SEC	L	52-64
28	Tennessee	ESPN2	W	66-49

MARCH

3	Texas A&M	ESPNU	W	66-62
7	at #1 Kentucky	CBS	L	50-67
12	vs. Alabama	SEC	W	69-61
13	vs. #1 Kentucky	SEC	L	49-64

GATORZONE.COM

PRIMARY STARTERS

#	Name	Pos.	Ht.	Wt.	Cl.	P/RPG
10	Dorian Finney-Smith	F	6-8	218	RJr.	13.1/6.2
21	Jon Horford	C	6-10	245	Gr.	6.5/4.8
0	Kasey Hill	G	6-1	182	So.	7.2/4.5a
1	Eli Carter	G	6-2	200	RJr.	8.8/2.0
20	Michael Frazier II	G	6-4	194	Jr.	12.1/4.1

TOP RESERVES

#	Name	Pos.	Ht.	Wt.	Cl.	P/RPG
3	Devin Robinson	F	6-8	178	Fr.	6.4/2.8
5	Alex Murphy	F	6-8	225	RJr.	5.1/2.0
23	Chris Walker	F	6-10	220	So.	4.7/3.5
30	Jacob Kurtz	F	6-6	210	Sr.	4.0/3.5
11	Chris Chiozza	G	6-0	160	Fr.	3.9/2.2

0 Kasey HILL

Guard
Sophomore
Umatilla, Fla.
6-1 | 182

Has great vision and the ability to explode down the lane...One of the quickest players in the league with the ball in his hands... Scored a career-high 20 points in UF's loss to North Carolina...Had two 10-assist games this season (Yale, at Texas A&M) and now has three in his career...Assisted on Devin Robinson's game-winning dunk vs. Vanderbilt.

Year	GP	GS	Min	Avg	FG	FGA	Pct	3FG	3A	Pct	FT	FTA	Pct	OR	DR	Tot	Avg	PF	FO	Ast	TO	Blk	Stl	Pts	Avg
2014-15	33	32	1000	30.3	89	235	.379	8	29	.276	50	95	.526	13	64	77	2.3	66	1	149	72	8	32	236	7.2
TOTAL	65	40	1704	26.2	146	375	.389	13	64	.203	107	181	.591	22	118	140	2.2	133	3	249	122	13	69	412	6.3

1 Eli CARTER

Guard
Junior (R)
Paterson, N.J.
6-2 | 200

A skilled scorer who has over 1,000 career points, including 799 in two seasons at Rutgers...Had three 20-point outings this season, including a 22-point effort at Texas A&M, his highest output as a Gator.

Year	GP	GS	Min	Avg	FG	FGA	Pct	3FG	3A	Pct	FT	FTA	Pct	OR	DR	Tot	Avg	PF	FO	Ast	TO	Blk	Stl	Pts	Avg
2014-15	28	17	686	24.5	85	235	.362	43	141	.305	34	42	.810	7	48	55	2.0	46	1	55	44	0	24	247	8.8
TOTAL	35	17	739	21.1	86	249	.345	44	150	.293	34	44	.773	9	51	60	1.7	51	1	57	47	0	24	250	7.1
All*	91	63	2383	26.2	351	915	.384	138	428	.322	209	269	.777	31	195	226	2.5	193	5	175	201	5	91	1049	11.5

3 Devin ROBINSON

Forward
Freshman
Chesterfield, Va.
6-8 | 178

SEC All-Freshman Team...Scored the game-winning dunk vs. Vanderbilt with 2.1 seconds remaining...Brings length to the wing, with the ability to put the ball on the floor or pull up for a 3-pointer...Playmaker whose length can cause matchup problems at the three position...Number of starts ranks among the top 10 by a Florida freshman in the Donovan Era.

Year	GP	GS	Min	Avg	FG	FGA	Pct	3FG	3A	Pct	FT	FTA	Pct	OR	DR	Tot	Avg	PF	FO	Ast	TO	Blk	Stl	Pts	Avg
2014-15	33	17	628	19.0	78	194	.402	21	82	.256	35	55	.636	27	65	92	2.8	57	2	23	31	13	17	212	6.4

5 Alex MURPHY

Forward
Junior (R)
Wakefield, R.I.
6-8 | 225

Mid-year transfer from Duke last season who became eligible following the Fall semester...Made his first career start at Florida State... Length, strength and quickness to be a dangerous slasher...Strong basketball IQ and well-rounded skill set.

Year	GP	GS	Min	Avg	FG	FGA	Pct	3FG	3A	Pct	FT	FTA	Pct	OR	DR	Tot	Avg	PF	FO	Ast	TO	Blk	Stl	Pts	Avg
2014-15	23	4	327	14.2	42	92	.457	6	33	.182	27	44	.614	11	35	46	2.0	34	1	6	21	6	9	117	5.1
All*	59	4	554	9.4	70	153	.458	12	62	.194	34	60	.567	22	59	81	1.4	55	1	8	33	9	14	186	3.2

10 Dorian FINNEY-SMITH

Forward
Junior (R)
Portsmouth, Va.
6-0 | 218

Second-team All-SEC...Three double-doubles this season...Posted a career-high 25 points in Florida's win vs. Jacksonville, including a 5-for-7 shooting performance from 3-point range...Scored the game-winning points at Alabama on a thunderous dunk.

Year	GP	GS	Min	Avg	FG	FGA	Pct	3FG	3A	Pct	FT	FTA	Pct	OR	DR	Tot	Avg	PF	FO	Ast	TO	Blk	Stl	Pts	Avg
2014-15	28	24	782	27.9	137	290	.472	49	115	.426	44	75	.587	73	101	174	6.2	74	4	44	54	24	32	367	13.1
TOTAL	65	26	1737	26.7	242	574	.422	88	248	.355	118	190	.621	167	254	421	6.5	154	6	120	115	40	48	690	10.6
All*	98	56	2694	27.5	311	782	.398	114	319	.357	163	267	.610	258	395	653	6.7	243	8	182	172	63	72	899	9.2

11 Chris CHIOZZA

Guard
Freshman
Memphis, Tenn.
6-0 | 160

An attacking point guard with the ability to distribute or score himself...Recorded six steals in the first half vs. UAB and added a career-best 13 points in the game...Made his first career start vs. Jacksonville...Quick and athletic, Chiozza has superior court vision.

Year	GP	GS	Min	Avg	FG	FGA	Pct	3FG	3A	Pct	FT	FTA	Pct	OR	DR	Tot	Avg	PF	FO	Ast	TO	Blk	Stl	Pts	Avg
2014-15	33	11	752	22.8	44	113	.389	21	65	.323	21	44	.477	13	59	72	2.2	54	1	72	41	1	39	130	3.9

14 Lexx EDWARDS

Guard
Senior
Orlando, Fla.
6-2 | 220

Walk-on who enrolled at UF in Summer 2011...Appeared in 11 games as a senior...First earned a spot on the dress roster for UF's Nov. 16, 2013, game vs. Arkansas-Little Rock and dressed the remainder of the 2013-14 season.

Year	GP	GS	Min	Avg	FG	FGA	Pct	3FG	3A	Pct	FT	FTA	Pct	OR	DR	Tot	Avg	PF	FO	Ast	TO	Blk	Stl	Pts	Avg
2014-15	10	0	24	2.4	0	1	.000	0	1	.000	0	0	.000	0	5	5	0.5	5	0	1	0	0	0	0	0.0
TOTAL	21	0	39	1.9	0	2	.000	0	1	.000	0	0	.000	0	8	8	0.4	9	0	1	1	0	0	0	0.0

20 Michael FRAZIER II

Guard
Junior
Tampa, Fla.
6-4 | 194

Hit two FTs with 1.9 seconds left to deliver UF's 57-56 win vs. Arkansas...Scored a season-high 27 points, including 6-for-8 from 3-point range, in the Gators' loss at Ole Miss...Saw his school record 3-point streak end at 41 games at Alabama...Set UF's single-season 3-pointer record in 2013-14...Poured in 37 points with a UF-record 11 3-pointers last season at South Carolina.

Year	GP	GS	Min	Avg	FG	FGA	Pct	3FG	3A	Pct	FT	FTA	Pct	OR	DR	Tot	Avg	PF	FO	Ast	TO	Blk	Stl	Pts	Avg
2014-15	26	19	759	29.2	98	235	.417	57	150	.380	61	70	.871	23	84	107	4.1	44	0	37	46	2	31	314	12.1
TOTAL	101	54	2600	25.7	318	717	.444	227	525	.432	135	158	.854	61	296	357	3.5	159	0	114	122	10	94	998	9.9

21 Jon HORFORD

Center
Grad/R-Sr.
Grand Ledge, Mich.
6-10 | 245

A graduate transfer from Michigan, Horford enrolled at UF for the 2014 Summer A term...One of UF's top rebounders who started the first 12 games of this season and returned to the starting lineup during SEC play.

Year	GP	GS	Min	Avg	FG	FGA	Pct	3FG	3A	Pct	FT	FTA	Pct	OR	DR	Tot	Avg	PF	FO	Ast	TO	Blk	Stl	Pts	Avg
2014-15	31	28	621	20.0	78	161	.484	13	51	.255	32	41	.780	48	101	149	4.8	67	0	10	18	27	10	201	6.5
All*	138	40	1716	12.4	205	393	.522	14	61	.230	87	119	.731	152	312	464	3.4	238	2	42	66	89	32	511	3.7

23 Chris WALKER

Forward
Sophomore
Bonifay, Fla.
6-10 | 220

Made his first career start 11/29/14 vs. Georgetown...Scored a career-high 13 vs. Yale...Put up 12 at Alabama, his highest-scoring SEC game...Swatted five shots vs. Vanderbilt, most by a Gator since Patric Young had six vs. Savannah State (11/20/12) and most vs. an SEC opponent since Al Horford had five vs. South Carolina (2/21/07).

Year	GP	GS	Min	Avg	FG	FGA	Pct	3FG	3A	Pct	FT	FTA	Pct	OR	DR	Tot	Avg	PF	FO	Ast	TO	Blk	Stl	Pts	Avg
2014-15	31	6	453	14.6	64	119	.538	0	3	.000	17	44	.386	41	67	108	3.5	63	0	2	32	36	10	145	4.7
TOTAL	49	6	540	11.0	80	146	.548	0	3	.000	19	51	.373	51	81	132	2.7	82	0	3	34	44	12	179	3.7

30 Jacob KURTZ

Forward
Senior
Oviedo, Fla.
6-6 | 210

A critical player in Florida's frontcourt...Led the team in drawn charges (nine)...Had a knack for making timely cuts to get open under the basket...Made his first career start vs. Miami, believed to be the first UF walk-on to start since Dan Williams in 1997... Mechanical engineering major who graduated last Spring and is now enrolled in grad school.

Year	GP	GS	Min	Avg	FG	FGA	Pct	3FG	3A	Pct	FT	FTA	Pct	OR	DR	Tot	Avg	PF	FO	Ast	TO	Blk	Stl	Pts	Avg
2014-15	33	7	610	18.5	51	85	.600	0	2	.000	30	43	.698	51	66	117	3.5	47	0	32	36	1	23	132	4.0
TOTAL	83	7	878	10.6	73	120	.608	1	3	.333	41	63	.651	68	99	167	2.0	66	0	41	44	2	31	188	2.3

NOTE: All* line includes stats at previous school. TOTAL line is UF only.

	STARTING LINEUPS					LEADERS				
	1	2	3	4	5	Points	Rebounds	Assists	Steals	Blocks
William & Mary	Hill	Carter	Frazier	Finney-Smith	Horford	15-Finney-Smith	7-Kurtz	3-Hill/Chiozza	3-Chiozza	1-Robinson
Miami	Hill	Carter	Frazier	Kurtz	Horford	21-Carter	8-Kurtz	8-Hill	2-Frazier/Robinson	3-Horford
Louisiana-Monroe	Hill	Frazier	Robinson	Kurtz	Horford	21-Frazier	13-Kurtz	3-Kurtz	4-Chiozza	3-Horford
vs. Georgetown	Hill	Frazier	Robinson	Horford	Walker	16-Finney-Smith	11-Horford	3-Carter	3-Frazier	1-Robinson/Carter
vs. UAB	Hill	Frazier	Kurtz	Finney-Smith	Horford	14-Frazier	8-Frazier/Horford	5-Hill	6-Chiozza	1-Frazier/Walker
vs. North Carolina	Hill	Frazier	Kurtz	Finney-Smith	Horford	20-Hill	9-Frazier	2-Four tied	3-Finney-Smith	2-Horford
at Kansas	Hill	Frazier	Robinson	Finney-Smith	Horford	13-Robinson	5-Three tied	8-Hill	3-Chiozza	1-Finney-Smith/Robinson
Yale	Hill	Frazier	Robinson	Finney-Smith	Horford	18-Frazier	6-Three tied	10-Hill	3-Hill	2-Finney-Smith/Walker
Texas Southern	Hill	Frazier	Robinson	Finney-Smith	Horford	15-Robinson	7-Finney-Smith	7-Hill	3-Frazier	4-Walker
Jacksonville	Chiozza	Frazier	Robinson	Finney-Smith	Horford	25-Finney-Smith	8-Horford	4-Carter/Chiozza	3-Kurtz	2-Horford
vs. Wake Forest	Hill	Frazier	Robinson	Finney-Smith	Horford	16-Finney-Smith	6-Finney-Smith	4-Finney-Smith	4-Finney-Smith	2-Murphy
at Florida State	Hill	Frazier	Murphy	Finney-Smith	Horford	17-Hill	8-Kurtz	3-Hill	2-Robinson	1-Walker
UConn	Hill	Chiozza	Frazier	Finney-Smith	Walker	19-Finney-Smith	5-Three tied	4-Hill	2-Chiozza/Finney-Smith	1-Walker
at South Carolina	Hill	Chiozza	Robinson	Finney-Smith	Walker	20-Finney-Smith	7-Finney-Smith	3-Carter/Kurtz	2-Finney-Smith/Kurtz	3-Walker
Mississippi State	Hill	Chiozza	Robinson	Finney-Smith	Walker	20-Carter	6-Finney-Smith	7-Hill	2-Hill/Robinson	2-Finney-Smith/Walker
Auburn	Hill	Chiozza	Robinson	Finney-Smith	Walker	14-Finney-Smith	9-Frazier	7-Hill	3-Hill	1-Four tied
at Georgia	Hill	Chiozza	Robinson	Finney-Smith	Walker	11-Fin.-Smith/Robinson	6-Fin.-Smith/Walker	3-Fin.-Smith/Hill	3-Finney-Smith	None
LSU	Hill	Frazier	Robinson	Kurtz	Horford	10-Finney Smith/Murphy	8-Finney-Smith	4-Hill	2-Three tied	2-Hill
at Ole Miss	Hill	Carter	Frazier	Finney-Smith	Horford	27-Frazier	6-Carter/Finney-Smith	6-Hill	1-Finney-Smith	1-Finney-Smith
at Alabama	Hill	Carter	Frazier	Finney-Smith	Horford	13-Carter	5-Finney-Smith	3-Three tied	2-Three tied	3-Finney-Smith
Arkansas	Hill	Carter	Frazier	Finney-Smith	Horford	16-Finney-Smith	9-Finney-Smith	4-Finney-Smith	2-Hill/Frazier	3-Horford
at Vanderbilt	Hill	Carter	Frazier	Finney-Smith	Horford	21-Frazier	5-Frazier	4-Chiozza	6-Frazier	1-Finney-Smith/Murphy
Kentucky	Hill	Carter	Frazier	Finney-Smith	Horford	16-Finney-Smith	5-Finney-Smith	6-Hill	3-Chiozza	1-Robinson
Ole Miss	Hill	Carter	Robinson	Finney-Smith	Horford	14-Finney-Smith/Robinson	7-Robinson	4-Chiozza/Hill	2-Hill	2-Finney-Smith/Robinson
at Texas A&M	Hill	Carter	Robinson	Finney-Smith	Horford	22-Carter	10-Finney-Smith	10-Hill	2-Finney-Smith	4-Walker
Vanderbilt	Hill	Carter	Robinson	Murphy	Horford	12-Robinson	6-Three tied	5-Hill	3-Carter	5-Walker
at LSU	Hill	Carter	Robinson	Murphy	Horford	14-Carter	9-Horford	5-Hill	4-Hill	3-Horford
at Missouri	Hill	Carter	Robinson	Murphy	Horford	14-Robinson	8-Horford	4-Hill	1-Three tied	2-Robinson
Tennessee	Chiozza	Hill	Carter	Kurtz	Horford	20-Finney-Smith	10-Finney-Smith	8-Hill	3-Carter	2-Finney-Smith
Texas A&M	Chiozza	Hill	Carter	Kurtz	Horford	12-Finney-Smith	7-Finney-Smith	8-Hill	3-Finney-Smith	3-Horford
at Kentucky	Chiozza	Hill	Carter	Finney-Smith	Horford	15-Hill	7-Horford	3-Carter/Chiozza	1-Hill	2-Finney-Smith
vs. Alabama	Chiozza	Hill	Carter	Finney-Smith	Horford	23-Finney-Smith	11-Finney-Smith	4-Chiozza	1-Hill/Walker	1-Walker
vs. Kentucky	Chiozza	Hill	Carter	Finney-Smith	Horford	15-Horford	8-Finney-Smith	4-Hill	3-Carter	1-Four tied

	MISC. SCORING					NOTABLE
	UF-Opp.	Paint	Off T/O	2nd Ch.	Fastbreak	
William & Mary	30-28	13-7	6-8	6-4	17-8	The Gators rolled off a 15-0 first-half run to build a 36-14 lead...Held WM to 2-for-22 (.091) from 3.
Miami	30-22	18-12	2-7	6-8	8-25	Florida suffered an 18-1 run in which Miami went from 54-40 down to a 58-55 lead with 3:25 remaining.
Louisiana-Monroe	24-20	11-12	16-7	8-2	15-14	UF trailed by as many as 12 and made a 15-0 2nd-half run, but ULM finished regulation on an 8-0 run.
vs. Georgetown	30-34	19-16	20-11	4-4	25-15	Kasey Hill's successful and-1 play with 11 seconds left put UF up 1, but GU's Smith-Rivera hit a game-winner.
vs. UAB	20-18	24-9	11-2	4-4	20-6	Chris Chiozza nabbed six first-half steals...Gators closed the game with an 11-0 run over the final 3:30.
vs. North Carolina	22-32	24-15	13-10	6-10	12-9	UF fell behind 12-0, starting 0-for-12 on FGs...Gators held a 41-36 2nd-half edge, getting within 7 late.
at Kansas	26-26	19-20	13-13	2-4	20-23	The Gators used a 14-0 run to build a 39-24 halftime lead, but KU won the 2nd half, 47-26.
Yale	52-16	22-10	18-7	16-4	31-12	UF shot .638 (37-58) from the field and .526 (10-19) from 3...Kasey Hill had 10 assists and no turnovers.
Texas Southern	48-14	25-10	10-14	2-4	22-13	Gators had 5 players score in double figures...UF built a 10-point lead in the game's first five minutes.
Jacksonville	32-14	19-5	10-5	8-4	17-8	UF hit its first 4 shots, all 3s...Outscored JU 45-10 in the 2nd half...T-4th fewest points allowed under Donovan.
vs. Wake Forest	26-16	25-11	9-7	4-4	22-13	Gators went on a 15-0 1st half run...Frazier named Orange Bowl MVP with 12 points and 14 stitches.
at Florida State	40-28	12-9	6-5	6-8	12-14	A Kurtz offensive rebound enabled UF to tie with :08 left, but FSU's heave then bounced in off Kurtz's hands.
UConn	20-14	05-6	9-9	6-4	12-24	Florida suffered an eight-minute FG drought in the second half and UConn came back from 13 down.
at South Carolina	26-22	14-21	9-8	6-13	35-24	UF used a 10-0 run to go up 51-44...Carter hit 2 FTs with 6.4 seconds left to ice the game.
Mississippi State	32-16	26-7	13-12	8-2	35-32	Eli Carter & Dorian Finney-Smith combined for 36 points on 19 field goal attempts...Carter went 4-6 from 3.
Auburn	36-16	16-13	12-7	9-2	36-12	Florida limited Auburn to .222 from the field in the first half (6-27) while shooting .500 (15-30).
at Georgia	28-26	13-16	7-4	4-0	25-12	Georgia jumped to a 12-0 lead out of the gate...UF closed within 2 at 36-34 seconds into the 2nd half.
LSU	34-30	16-20	6-6	10-14	30-21	LSU shot .615 (8-13) from 3...Jarrell Martin scored 22 and Jordan Mickey had a double-double (14/14).
at Ole Miss	18-22	3-10	7-6	0-0	19-40	Summers' 2 FT with 3.5 seconds left lifted Ole Miss...Frazier & Finney-Smith shot a combined 10-13 from 3.
at Alabama	26-10	11-16	6-8	8-2	25-9	Finney-Smith's dunk with 21 seconds left put UF ahead & his block on the other end sealed the win.
Arkansas	24-28	12-24	16-13	4-4	14-12	UA erased a 9-point deficit & took a late lead, but Frazier's 2 FTs with 1.9 seconds gave UF a 1-point win.
at Vanderbilt	24-18	14-9	10-14	10-6	15-8	Vandy jumped to a 15-0 lead...Gators pulled within 3, but never closer...Vandy was 29-42 from the FT line.
Kentucky	32-22	9-17	6-12	4-8	10-12	UF led 20-11 early and 30-28 at the half, but Aaron Harrison scored 18 of his 23 points in the 2nd half.
Ole Miss	24-24	11-2	12-11	2-2	16-30	Stefan Moody's deep game-winning 3-pointer with 2.7 seconds left handed UF a 1-point loss.
at Texas A&M	32-42	4-14	11-11	2-11	21-5	UF got a late stop, but could not convert on the game's final play as Murphy's attempt came after the buzzer.
Vanderbilt	26-18	15-6	13-5	4-4	14-3	Hill found Robinson for a dunk with 2.1 seconds left to put UF up 48-47 & Chiozza's 2 FT sealed the win.
at LSU	32-22	22-9	13-6	2-8	17-2	LSU jumped to a 12-0 lead, but UF used a 13-0 run to take a 26-24 lead...LSU replied with a 17-2 run.
at Missouri	24-16	7-12	2-2	2-5	15-19	Namon Wright exploded for 28 points on 10-13 shooting, including 6-8 from 3-point range.
Tennessee	24-24	18-11	15-3	6-6	33-18	Billy Donovan earned his 500th career win, the 2nd coach to do so before turning 50 (Bob Knight).
Texas A&M	20-22	22-14	6-13	4-0	33-11	UF withstood a 10-0 A&M start and eventually led by as many as 16 before holding on down the stretch.
at Kentucky	28-36	12-16	6-7	11-8	13-46	A 7-0 UK run that began with just over 10 minutes left put UF in a double-digit deficit.
vs. Alabama	18-28	11-5	14-4	2-6	22-0	Finney-Smith's double-double helped UF overcome an early 8-point deficit...Gators won the glass, 35-24.
vs. Kentucky	28-28	15-4	12-6	7-4	13-11	UF shot just 2-11 from 3-point range...UK shot 19-23 on FTs compared to 3-5 for UF.

MATCHUP

UF WINS BY FINAL RPI

Jan. 31	*Arkansas	23	57-56
Dec. 8	Yale	66	85-47
March 3	^Texas A&M	68	66-62
Jan. 27	^at Alabama	85	52-50
March 12	^vs. Alabama	85	69-61
Feb. 18	^Vanderbilt	88	50-47
Jan. 7	at South Carolina	97	72-68
Nov. 14	^William & Mary	99	68-45
Feb. 28	Tennessee	102	66-49
Dec. 12	*Texas Southern	115	75-50
Nov. 27	*vs. UAB	122	56-47
Nov. 21	Louisiana-Monroe	125	61-56
Jan. 15	Auburn	132	75-55
Dec. 20	vs. Wake Forest	143	63-50
Jan. 10	Mississippi State	216	72-47
Dec. 14	Jacksonville	339	79-34

UF LOSSES BY FINAL RPI

Feb. 7	*Kentucky	3	61-68
March 7	*at Kentucky	3	50-67
March 13	*vs. Kentucky	3	49-64
Dec. 5	*at Kansas	5	65-71
Nov. 28	*vs. North Carolina	9	64-75
Nov. 26	*vs. Georgetown	24	65-66
Jan. 17	*at Georgia	45	61-73
Nov. 17	^Miami	47	67-69
Jan. 24	*at Ole Miss	57	71-72
Feb. 12	*Ole Miss	57	61-62
Jan. 20	*LSU	65	61-79
Feb. 21	*at LSU	65	63-70
Feb. 14	^at Texas A&M	68	62-63
Jan. 3	^UConn	81	59-63
Feb. 3	^at Vanderbilt	88	61-67
Dec. 30	at Florida State	110	63-65
Feb. 24	at Missouri	218	52-64

*NCAA Tournament team; ^NIT team

Category

Category	UF	SEC Rank
Scoring Offense	63.7	11
Scoring Defense	60.1	2
Scoring Margin	+3.6	8
Field Goal Pct.	.434	7
Field Goal Pct. Def.	.408	8
3-Pt. FG Pct.	.323	11
3-Pt. FG Pct. Def.	.328	7
3-Pt. FG Made	6.6	4
3-Pt. FG Allowed	5.2	2
Free Throw Pct.	.635	14
Free Throws Made	10.6	14
Rebounds	33.2	10
Opp. Rebounds	32.1	6
Offensive Rebounds	10.5	9
Defensive Rebounds	22.6	11
Rebounding Margin	+1.1	10
Assists	13.1	8
Turnovers	12.4	6
Opp. Turnovers	13.7	5
Turnover Margin	+1.3	6
Assist/TO Ratio	1.1	7
Steals	6.9	4
Blocked Shots	3.6	9

UF ROSTER

0	Kasey Hill	G	6-1	182	So.	IL	Umatilla, Fla./Montverde Academy
1	Eli Carter	G	6-2	200	Jr.-R	SQ	Paterson, N.J./Rutgers
2	Brandone Francis	G	6-5	205	Fr.	HS	La Romana, D.R./Arlington Country Day
3	Devin Robinson	F	6-8	178	Fr.	HS	Chesterfield, Va./Christchurch School
5	Alex Murphy	F	6-8	225	Jr.-R	SQ	Wakefield, R.I./Duke
10	Dorian Finney-Smith	F	6-8	218	Jr.-R	IL	Portsmouth, Va./Virginia Tech
11	Chris Chiozza	G	6-0	160	Fr.	HS	Memphis, Tenn./White Station
14	Lexx Edwards	G	6-2	220	Sr.	IL	Orlando, Fla./Jones
15	John Egbunu	C	6-11	266	So.	TR	Bauchi, Nigeria/USF
20	Michael Frazier II	G	6-4	194	Jr.	2L	Tampa, Fla./Montverde Academy
21	Jon Horford	F/C	6-10	245	Gr.	TR	Grand Ledge, Mich./Michigan
23	Chris Walker	F/C	6-10	220	So.	IL	Bonifay, Fla./Holmes County
24	Zach Hodskins	G	6-4	203	Fr.	HS	Alpharetta, Ga./Milton
25	DeVon Walker	G/F	6-6	203	Jr.	2L	Winter Haven, Fla./Winter Haven
30	Jacob Kurtz	F	6-6	210	Sr.	2L	Oviedo, Fla./Hagerty
32	Schuyler Rimmer	F/C	6-10	250	So.	TR	Orlando, Fla./Stanford
42	Billy Donovan	G	6-2	192	Sr.-R	IL	Gainesville, Fla./Catholic University

Head Coach: Billy Donovan (Providence '87)

Assistant Coaches: Rashon Burno (DePaul '02), Matt McCall (Florida '05), John Pelphrey (Kentucky '92)

Video Coordinator: Peter Gash

Strength & Conditioning Coordinator: Preston Greene

Director of Basketball Operations: Darren Hertz

Assistant to the Head Coach: Billy Schmidt

Athletic Trainer: Dave Werner

Academic Counselor: Tom Williams

PRONUNCIATION GUIDE

Rashon Burno	ruh-SHAWN BURN-oh
Chris Chiozza	chee-OH-zah
John Egbunu	egg-BOO-noo
Brandone Francis	Brandon
Devin Robinson	DEV-in
DeVon Walker	duh-VAWN

- Sophomores Kasey Hill and Chris Walker took on expanded roles. Hill was a regular in the starting lineup and scored 20 points vs. North Carolina. Walker tallied a career-best 13 points vs. Yale and had 12-point games at Kansas and at Alabama.
- Chris Walker's five blocks vs. Vanderbilt were the most by a Gator in an SEC game since Al Horford had five vs. South Carolina in 2007 and most in any game since Patric Young's six vs. Savannah State in 2012.
- Freshmen Chris Chiozza and Devin Robinson saw immediate playing time and started the first four SEC games together.
- Eli Carter moved into the starting lineup as the season progressed and tallied three 20-point performances this season, including a 22-point outing at Texas A&M.
- Jon Horford, a grad transfer from Michigan, had a career-high 17 points in the loss to Miami and had one of the best rebounding averages on the team.
- Alex Murphy, a midseason transfer last year, became eligible after the Fall semester and provided additional versatility as a lengthy wing player who can drive the ball.
- UF's other walk-ons included redshirt junior Lexx Edwards, redshirt senior Billy Donovan, and freshman Zach Hodskins.
- Transfer John Egbunu (USF), a 2013-14 AAC All-Freshman honoree, sat this season under NCAA transfer rules.
- The Gators added midseason transfer Schuyler Rimmer (Stanford), an Orlando native. Rimmer will walk on at UF and be eligible for competition following the Fall 2015 semester.

STATS & NOTES

- See *player bio pages* for more extensive and detailed individual notes.
- With a 16-point win vs. Tennessee on Feb. 28, the Gators have outscored the Vols by a combined 43 points in UT's last two visits to Gainesville.
- Florida limited four SEC opponents to 50 points or fewer this season. The Gators have 16 such games since 2013, including regular season and conference tournament games.
- Florida's wins at Alabama and vs. Arkansas came while scoring a total of 109 points, the second-fewest in a two game winning streak under Donovan (103 vs. Georgia and Kentucky in 2005). The combined three-point margin of victory in the games is also the slimmest in back-to-back wins under Donovan.
- Big plays by both of the Gators' leading scorers clinched those two wins -- Dorian Finney-Smith's thunderous dunk and subsequent block at Alabama and Michael Frazier's two free throws with 1.9 seconds on the clock vs. Arkansas.
- Michael Frazier and Dorian Finney-Smith shot a combined 10-for-13 (.769) from long range at Ole Miss.
- Florida opened its SEC slate with a win at South Carolina behind 20 points from Dorian Finney-Smith and 17 from Michael Frazier. The Gators are 14-5 in SEC openers under Donovan.
- The Gators opened the 2014-15 campaign with a win, marking the team's 23rd consecutive victorious season opener, including a 19-0 mark under Donovan.
- Freshmen Chris Chiozza and Devin Robinson started five games together this season. Billy Donovan has deployed six different tandems of starting freshmen since 2000.
- UF permitted 10 points in the second half vs. Jacksonville, the fewest in a second half during Donovan's tenure. It marked the 16th time a team has scored 19 points or fewer in a second half. The Gators have only once allowed fewer points in the first half, yielding nine in the first half vs. Alabama State (11/11/12).
- Florida had five players score in double figures vs. Texas Southern, led by Devin Robinson's career-high 15. It was the first time this season UF had five players with 10+ points and the first since last season's first-round NCAA Tournament game vs. Albany.
- One 28-possession span vs. Yale saw the Gators tally 48 points (1.71 per possession). UF shot 21-for-25 from the field during that stretch, which included the final 26 possessions of the first half and first two of the second. The Gators outscored Yale 48-15 during that time.

AGAINST THE TOP 25

- Florida went 1-5 against ranked teams this season, defeating RV/#25 Arkansas and home and losing to #5/6 North Carolina at the Battle 4 Atlantis (11/28), on the road to #11 Kansas (12/5) and three times to #1 Kentucky.

DONOVAN NOTES

- Donovan is the 88th coach all-time (24th active) to reach 500 wins among those with a minimum of 10 years at the Division I level. Donovan was one of four coaches to surpass that mark this season, joining William & Mary's Tony Shaver, UCLA's Steve Alford and Temple's Fran Dunphy. (*Note: This measure includes wins at D-II or D-III schools.*)
- Florida saw its 16-season streak of 20-win seasons come to an end, which had been the longest such streak in the SEC and the fifth-longest in the nation (Kansas, 26; Duke, 19; Gonzaga, 18; Syracuse saw its 17-season streak end this year).
- Florida's streak of 20-win seasons under Donovan put the Gator coach in elite company. According to ESPN Stats & Information, only six coaches have compiled a 20-win streak reaching 16 years or more (Jim Boeheim has two such streaks), and only six coaches have done so at a single school.

Coach	School(s)	Streak (Years)
Dean Smith	North Carolina	27 (1971-97)
Lute Olson	Arizona	20 (1988-2007)
Mike Krzyzewski	Duke	19 (1997-present)
Bill Self	Tulsa, Illinois, Kansas	17 (1999-present)
Jim Boeheim	Syracuse	17 (1998-2014)
Tubby Smith	Tulsa, UGA, UK, Minnesota	17 (1994-2010)
Billy Donovan	Florida	16 (1999-2014)

- Billy Donovan is one of three coaches to win 400 games heading up an SEC bench. He moved into second all-time in wins at an SEC school, picking up win No. 449 vs. Pittsburgh in the NCAA Tournament on March 22, 2014.

Coach	School(s)	Wins
Adolph Rupp	Kentucky	875
Billy Donovan	Florida	466
Dale Brown	LSU	448

- Five former assistant coaches under Billy Donovan held Division I head coaching jobs this past season: Anthony Grant (Alabama), Donnie Jones (UCF), Richard Pitino (Minnesota), Larry Shyatt (Wyoming) and Shaka Smart (VCU).
- Donovan is the longest-tenured head coach in the SEC. There have been 33 head coaching changes in the league since Donovan's arrival in 1996.

GATOR ASSISTANTS

- Pelphrey coached under Donovan for his first six seasons at UF and spent nine seasons as a head coach at South Alabama and Arkansas before returning to UF.
- McCall, an Ocala native and UF grad, was the team's head manager during its 2006 national championship season, followed by two seasons as director of basketball operations and three seasons as an assistant coach at FAU.
- Former DePaul point guard Rashon Burno came to UF from Manhattan College and also coached at Towson University after getting his start as head coach at Marmion Academy in Chicago.

STREAKS

LONGEST WINNING STREAKS IN UF HISTORY

Overall	First Win	Last Win
30	Dec. 10, 2013	March 29, 2014
17	Dec. 6, 2006	Feb. 14, 2007
17	March 1, 2006	Nov. 24, 2006
17	Nov. 9, 2005	Jan. 18, 2006
15	March 4, 2007	Nov. 20, 2007

Current: 0

Home	First Win	Last Win
33	Nov. 11, 2012	Nov. 14, 2014
24	March 1, 2006	Nov. 20, 2007
20	Jan. 25, 2005	Feb. 4, 2006
19	Jan. 22, 2011	Feb. 4, 2012
19	Feb. 2, 2002	Feb. 25, 2003

Current: 3 Feb. 18, 2015

Road	First Win	Last Win
9	Jan. 11, 2014	March 4, 2014
7	Feb. 13, 2001	Jan. 12, 2002
7	Dec. 18, 1940	Feb. 3, 1941
6	Dec. 4, 1993	Jan. 15, 1994

Current: 0

SEC	First Win	Last Win
21	Jan. 8, 2014	Jan. 15, 2015
13	March 21, 2006	Feb. 14, 2007
11	Feb. 10, 2001	Jan. 16, 2002
11	Jan. 21, 1989	March 1, 1989

Current: 0

SEC Home	First Win	Last Win
20	Jan. 9, 2013	Jan. 15, 2014
13	March 1, 2006	Feb. 9, 2008
13	Feb. 4, 1967	Jan. 4, 1969
12	Jan. 22, 1986	Feb. 4, 1987

Current: 3 Feb. 18, 2015

SEC Road	First Win	Last Win
10	Jan. 11, 2014	Jan. 7, 2015
6	March 5, 2006	Feb. 10, 2007
4	Occured five times	

Current: 0

Home NC	First Win	Last Win
40	Nov. 16, 1998	Dec. 6, 2003
28	Dec. 19, 2004	Nov. 20, 2007
25	Dec. 22, 2010	Nov. 14, 2014
21	Dec. 20, 1983	Nov. 30, 1988
18	Nov. 27, 2007	March 20, 2009
17	Jan. 9, 1964	Dec. 31, 1968

Current: 0

2014-15 INDIVIDUAL HONORS

All-SEC

Dorian Finney-Smith, 2nd Team Coaches

SEC All-Freshman

Devin Robinson

SEC Academic Honor Roll

Eli Carter
Billy Donovan
Lexx Edwards
Michael Frazier II
Jacob Kurtz
Alex Murphy
DeVon Walker

STATS & HONORS

INDIVIDUAL STAT LEADERS & SEC RANKINGS

Category	Player	Stat	Rank
Scoring	Finney-Smith	13.1	13
FG Pct.	Kurtz	.600	*
3-Pt. FG Pct.	Frazier	.380	5
3-Pt. FG Made	Frazier	2.2	4
FT Pct.	Frazier	.871	*
Rebounds	Finney-Smith	6.2	14
Assists	Hill	4.5	4
Steals	Frazier	1.2	17
Blocked Shots	Walker	1.2	11
A/TO Ratio	Hill	2.1	6
Minutes	Hill	30.3	18

*Not qualified for rankings.

ALL-TIME UF TOP 10

3-Point Field Goal Pct. (Min. 100 attempts)

1.	Joe Lawrence	1986-87	.504
2.	Andrew Moten	1986-87	.445
3.	Lee Humphrey	2004-07	.444
4.	Pat Lawrence	1986-88	.437
5.	Erik Murphy	2010-13	.435
6.	Michael Frazier II	2013-15	.432
7.	Kenyan Weaks	1997-2000	.427

3-Point FG Made

1.	Kenny Boynton	2010-13	333
2.	Lee Humphrey	2004-07	288
3.	Erving Walker	2009-12	285
4.	Brett Nelson	2000-03	274
5.	Anthony Roberson	2003-05	267
6.	Greg Stolt	1996-99	243
7.	Michael Frazier II	2013-15	227
8.	Kenyan Weaks	1997-00	198

3-Point FG Attempts

1.	Kenny Boynton	2010-13	978
2.	Erving Walker	2009-12	755
3.	Brett Nelson	2000-03	689
4.	Anthony Roberson	2003-05	665
5.	Lee Humphrey	2004-07	649
6.	Greg Stolt	1996-99	578
7.	Michael Frazier II	2013-15	525
8.	Teddy Dupay	1999-01	496

Free Throw Pct. (Min. 140 attempts)

1.	Anthony Roberson	2003-05	.864
2.	Taurean Green	2005-07	.856
3.	Michael Frazier II	2013-15	.854
4.	Joe Hobbs	1956-59	.843

Consecutive Games with a 3-Pointer

1.	Michael Frazier II	1/23/14-1/24/15	41
2.	Lee Humphrey	11/14/06-4/2/07	39
3.	Kenny Boynton	2/1/11-1/14/12	34

Starts by a Freshman (Donovan Era)

1.	Bradley Beal	2011-12	37
2.	Nick Calathes	2007-08	36
	Jai Lucas	2007-08	36
4.	Kenny Boynton	2009-10	33
	Matt Walsh	2002-03	33
6.	Corey Brewer	2004-05	32
7.	Udonis Haslem	1998-99	26
8.	Al Horford	2004-05	25
9.	Mike Miller	1998-99	19
10.	Devin Robinson	2014-15	17

STANDINGS & POLLS

2014-15 SEC STANDINGS

	SEC	Overall
Kentucky	18-0 1.000	38-1 .974
Arkansas	13-5 .722	27-9 .750
Georgia	11-7 .611	21-11 .656
LSU	11-7 .611	22-10 .688
Texas A&M	11-7 .611	21-12 .636
Ole Miss	11-7 .611	21-13 .618
Vanderbilt	9-9 .500	21-14 .600
FLORIDA	8-10 .444	16-17 .485
Alabama	8-10 .444	19-15 .543
Tennessee	7-11 .389	16-16 .500
South Carolina	6-12 .333	17-16 .515
Mississippi State	6-12 .333	13-19 .406
Auburn	4-14 .222	15-20 .429
Missouri	3-15 .167	9-23 .281

Through end of regular season.

AP TOP 25

1.	*Kentucky (65)
2.	Duke
3.	Virginia
4.	Villanova
5.	Arizona
6.	Wisconsin
7.	Gonzaga
8.	Maryland
9.	*Kansas
10.	Northern Iowa
11.	Notre Dame
12.	Wichita State
13.	Iowa State
14.	Louisville
15.	Oklahoma
16.	Baylor
17.	Utah
18.	West Virginia
19.	*North Carolina
20.	SMU
21.	*Arkansas
22.	Butler
23.	*Georgetown
24.	Davidson
25.	Boise State

COACHES TOP 25

1.	*Kentucky (32)
2.	Duke
3.	Villanova
4.	Virginia
5.	Wisconsin
6.	Arizona
7.	Gonzaga
8.	Maryland
9.	Notre Dame
10.	*Kansas
11.	Northern Iowa
12.	Wichita State
13.	Louisville
14.	Oklahoma
15.	Iowa State
16.	Baylor
17.	Utah
18.	West Virginia
19.	*North Carolina
20.	*Arkansas
21.	SMU
22.	Butler
23.	*Georgetown
24.	Davidson
25.	San Diego State

*2014-15 Florida Opponent

FLORIDA IN THE POLLS & RATINGS


Date	AP	Coaches	RPI	KenPom	Sagarin
Preseason	7	7	-	7	-
Nov. 17	8	7	-	7	6
Nov. 24	18	16	-	11	12
Dec. 1	RV(32)	24	-	20	45
Dec. 8	NR	RV(31)	131	17	27
Dec. 15	NR	RV(37)	132	15	44
Dec. 22	RV(t35)	RV(38)	105	14	37
Dec. 29	RV(t36)	NR	101	15	39
Jan. 5	NR	NR	144	23	59
Jan. 12	NR	NR	81	24	37
Jan. 19	NR	NR	70	25	41
Jan. 26	NR	NR	84	36	45
Feb. 2	NR	NR	57	34	35
Feb. 9	NR	NR	67	35	41
Feb. 16	NR	NR	77	34	44
Feb. 23	NR	NR	74	35	43
March 2	NR	NR	84	45	50
March 9	NR	NR	76	47	47
Final	-	NR	69	45	47

HEAD COACH BILLY DONOVAN

YEAR-BY-YEAR COACHING RECORD

Year	School	Overall	League	Postseason
1994-95	Marshall	18-9 .667	10-4 .714	
1995-96	Marshall	17-11 .608	8-6 .571	
1996-97	Florida	13-17 .433	5-11 .313	
1997-98	Florida	14-15 .483	6-10 .375	NIT; 0-1
1998-99	Florida	22-9 .710	10-6 .625	NCAA Sweet 16; 2-1
1999-2000	Florida	29-8 .783	12-4 .750	NCAA Runner-Up; 5-1
2000-01	Florida	24-7 .744	12-4 .750	NCAA Second Round; 1-1
2001-02	Florida	22-9 .710	10-6 .625	NCAA First Round; 0-1
2002-03	Florida	25-8 .758	12-4 .750	NCAA Second Round; 1-1
2003-04	Florida	20-11 .645	9-7 .563	NCAA First Round; 0-1
2004-05	Florida	24-8 .750	12-4 .750	NCAA Second Round; 1-1
2005-06	Florida	33-6 .846	10-6 .625	NCAA Champions; 6-0
2006-07	Florida	35-5 .875	13-3 .813	NCAA Champions; 6-0
2007-08	Florida	24-12 .667	8-8 .500	NIT Semifinals; 3-1
2008-09	Florida	25-11 .694	9-7 .563	NIT Quarterfinals; 2-1
2009-10	Florida	21-13 .618	9-7 .563	NCAA First Round; 0-1
2010-11	Florida	29-8 .783	13-3 .813	NCAA Elite Eight; 3-1
2011-12	Florida	26-11 .703	10-6 .625	NCAA Elite Eight; 3-1
2012-13	Florida	29-8 .784	14-4 .778	NCAA Elite Eight; 3-1
2013-14	Florida	36-3 .923	18-0 1.000	NCAA Final Four; 4-1
2014-15	Florida	16-17 .485	8-10 .444	
Overall	21st Year	502-206 .709	218-120 .645	17 postseason appearances
At UF	19th Year	467-186 .715	200-110 .645	40-15 (35-12 in NCAA)

For those who have followed Billy Donovan's career it should come as no surprise that he has made Florida basketball a winner.



Now with 19 seasons completed at Florida, Donovan became the second-youngest coach to reach 500 career wins, hitting the milestone on Feb. 28, 2015, vs. Tennessee. Donovan also helped the Gators to a school-record 17 consecutive postseason appearances (1998-2014), including 14 NCAA Tournament bids and four Final Fours. UF made the school's first-ever appearance in the National Championship game in 2000 before winning back-to-back national titles in 2006 and 2007.

Donovan became the school's all-time leader in wins on Dec. 20, 2006. He ranks second in SEC history in wins as an SEC coach. He became the second men's coach in basketball history to pick up his 500th Division I win before his 50th birthday, joining Bob Knight in that category with a rout over Tennessee on Feb. 28, 2015.

The three-time Southeastern Conference Coach of the Year is the winningest NCAA Tournament coach in SEC history. He has guided the Gators to three Final Fours, including two in a row in 2006 and 2007.

After the school had just one SEC Championship in 77 seasons prior to his arrival, Donovan has tallied six SEC titles (2000, 2001, 2007, 2011, 2013 and 2014). He coached the Gators to a spotless 18-0 SEC record in 2014 and helped that senior class become the first in UF history to win three SEC titles. He led the Gators to their first SEC Tournament title in 2005 and then again in 2006, 2007 and 2014.

Florida's 261 wins during the 10 seasons from 2000-09 was the best decade in school history and the fifth-highest total in the nation in that time. After only being ranked in the national polls 42 times prior to Donovan's arrival, UF had been ranked a school-record 94 consecutive weeks in the Associated Press poll and 99 weeks by the ESPN/USA Today poll before falling out on Feb. 16, 2004.

His winning percentage at UF is the best among all Gator coaches who spent more than one season at UF and he reached the 100 and 200 victory marks at UF quicker than any coach in school history.

Donovan's teams have knocked off 64 ranked opponents during his tenure. Donovan's squads have led the SEC in a statistical category 64 times, including 43 offensive categories. Twenty-six different players have captured All-SEC honors and 18 players have earned SEC All-Freshman recognition.

Eight of Donovan's players have been first round draft picks in the NBA Draft, after the school boasted only two before his arrival. In the 2007 NBA Draft, Florida became the first school to ever have three players drafted in the Top 10, as Al Horford went third, Corey Brewer seventh and Joakim Noah ninth.

DONOVAN'S WIN-LOSS BREAKDOWN

	2014-15	Florida	Since '98-'99	Overall
Overall	16-17	467-186	440-154	502-206
vs. Conference	8-10	200-110	191-89	218-120
vs. Conference Home	6-3	122-33	114-25	132-36
vs. Conference Away	2-7	78-77	75-64	86-84
vs. Non-Conference (Reg. Season)	7-6	200-46	185-38	214-54
vs. Non-Conference Home	5-2	140-11	129-10	148-13
vs. Non-Conference Away	0-2	18-17	15-16	21-21
vs. Non-Conference Neutral	2-2	42-18	41-12	45-20
Postseason Play	1-1	67-29	66-26	68-31
Conference Tournament	1-1	27-15	26-13	28-17
NCAA Tournament	0-0	35-12	35-12	35-12
NIT	0-0	5-3	5-2	5-3
vs. AP Top 25	0-5	64-69	62-58	64-71
vs. AP Top 15	0-5	32-48	31-41	32-50
vs. AP Top 10	0-4	19-36	18-33	19-38
vs. AP Top 5	0-4	10-21	10-19	10-23
vs. AP No. 1	0-3	2-6	2-6	2-6
Overtime	1-1	17-15	16-13	17-16
November	3-3	86-13	79-12	90-13
December	4-2	99-29	93-22	106-35
January	5-4	107-41	100-32	116-50
February	2-6	90-57	84-46	104-60
March	2-2	81-43	80-39	82-45
April	0-0	4-3	4-3	4-3
Sunday	1-0	50-21	48-18	50-22
Monday	1-1	28-6	23-5	41-9
Tuesday	2-4	64-33	62-32	66-35
Wednesday	2-1	80-33	75-21	82-35
Thursday	3-1	44-8	43-7	45-9
Friday	3-3	56-15	54-13	60-17
Saturday	4-7	145-70	135-58	158-79

THE LAST TIME

INDIVIDUAL PERFORMANCES

20 Points: Dorian Finney-Smith, vs. Alabama (SEC Tournament), 3/12/15 (23)
25 Points: Michael Frazier II, at Ole Miss, 1/24/15 (27)
30 Points: Michael Frazier II, at South Carolina, 3/4/14 (37)
35 Points: Michael Frazier II, at South Carolina, 3/4/14 (37)
40 Points: Eugene McDowell, vs. Biscayne, 12/21/82 (40)
50 Points: Tony Miller, vs. Chicago State, 2/29/72 (54)

10 Rebounds: Dorian Finney-Smith, vs. Alabama (SEC Tournament), 3/12/15 (11)
12 Rebounds: Jacob Kurtz, vs. Louisiana-Monroe, 11/21/14 (13)
15 Rebounds: Dorian Finney-Smith, at Arkansas, 1/11/14 (15)
20 Rebounds: Andrew DeClercq, vs. Kentucky, 1/18/94 (20)
25 Rebounds: Neal Walk, vs. Georgia, 3/1/69 (25)
30 Rebounds: Neal Walk, vs. Alabama, 1/27/68 (31)

10 Assists: Kasey Hill, at Texas A&M, 2/14/15 (10)
12 Assists: Nick Calathes, at Georgia, 2/14/09 (13)
15 Assists: Jason Williams, vs. Duquesne, 12/3/97 (17)

Made 8 Field Goals: Eli Carter, at Texas A&M, 2/14/15 (9-17)
Made 10 Field Goals: Dorian Finney-Smith, vs. Jacksonville, 12/14/14 (10-15)
Made 12 Field Goals: Michael Frazier II, at South Carolina, 3/4/14 (12-21)

Attempted 15 Field Goals: Eli Carter, at Texas A&M, 2/14/15 (9-17)
Attempted 20 Field Goals: Michael Frazier II, at South Carolina, 3/4/14 (12-21)
Attempted 25 Field Goals: Anthony Roberson, vs. Tennessee, 1/19/05 (9-26)

Made 6 3-Pointers: Michael Frazier II, at Ole Miss, 1/24/15 (6-8)
Made 7 3-Pointers: Michael Frazier II, at South Carolina, 3/4/14, (11-18)
Made 8 3-Pointers: Michael Frazier II, at South Carolina, 3/4/14, (11-18)
Made 10 3-Pointers: Michael Frazier II, at South Carolina, 3/4/14, (11-18)

Attempted 10 3-Pointers: Eli Carter, at Texas A&M, 2/14/15 (4-10)
Attempted 12 3-Pointers: Michael Frazier II, at South Carolina, 3/4/14 (11-18)
Attempted 15 3-Pointers: Michael Frazier II, at South Carolina, 3/4/14 (11-18)

Made 10 Free Throws: Kasey Hill, vs. North Carolina (neutral at Bahamas), 11/28/14 (10-12)
Made 12 Free Throws: Scottie Wilbekin, vs. Missouri, 2/4/14 (13-16)
Made 15 Free Throws: Joakim Noah, vs. Georgia, 3/1/06 (19-22)

Attempted 10 Free Throws: Chris Chiozza, vs. Texas A&M, 3/3/15 (4-12)
Attempted 15 Free Throws: Scottie Wilbekin, vs. Missouri, 2/4/14 (13-16)
Attempted 20 Free Throws: Joakim Noah, vs. Georgia, 3/1/06 (19-22)

4 Blocks: Chris Walker, vs. Vanderbilt, 2/18/15 (5)
5 Blocks: Chris Walker, vs. Vanderbilt, 2/18/15 (5)
6 Blocks: Patric Young, vs. Savannah St., 11/20/12 (6)
7 Blocks: Al Horford, vs. Ole Miss, 2/16/05 (7)

5 Steals: Michael Frazier II, at Vanderbilt, 2/3/15 (6)
6 Steals: Michael Frazier II, at Vanderbilt, 2/3/15 (6)
7 Steals: Dan Werner, vs. Georgia, 2/9/08 (7)

Double-Double: Dorian Finney-Smith, vs. Alabama (SEC Tournament), 3/12/15, 23 points, 11 rebounds
Triple-Double: Nick Calathes, vs. Georgia, 1/28/09, 20 points, 13 rebounds and 10 assists

TEAM PERFORMANCES

85 Points: 85, vs. Yale, 12/8/14
90 Points: 98, at Arkansas, 2/18/12
95 Points: 98, at Arkansas, 2/18/12
100 Points: 107, vs. Jacksonville, 11/25/11
105 Points: 107, vs. Jacksonville, 11/25/11
110 Points: 112, NCAA Tournament vs. Jackson State, 3/16/07
120 Points: 125, vs. FAMU, 12/10/00
130 Points: 131, vs. New Hampshire, 11/29/99

50 Rebounds: 57, vs. Texas A&M, 2/1/14
55 Rebounds: 57, vs. Texas A&M, 2/1/14
60 Rebounds: 62, NCAA Tournament vs. Jackson State, 3/16/07

Made 35 Field Goals: 37-58, vs. Yale, 12/8/14
Made 40 Field Goals: 42-73, vs. North Carolina A&T, 11/18/10
Made 45 Field Goals: 46-81, vs. New Hampshire, 11/29/99

Attempted 65 Field Goals: 24-68, at LSU, 2/21/15
Attempted 70 Field Goals: 35-71, vs. Rider (neutral at Jacksonville), 12/9/11
Attempted 75 Field Goals: 39-76, vs. Jackson State, 11/11/11
Attempted 80 Field Goals: 39-83, vs. FAU, 11/27/00

Made 10 3-Pointers: 12-20, at Ole Miss, 1/24/15
Made 12 3-Pointers: 12-20, at Ole Miss, 1/24/15
Made 15 3-Pointers: 15-30, at Auburn, 2/16/13
Made 18 3-Pointers: 18-35, vs. Robert Morris, 12/30/96

Attempted 25 3-Pointers: 9-29, vs. Alabama (SEC Tournament), 3/12/15
Attempted 30 3-Pointers: 11-31, at South Carolina, 3/4/14
Attempted 35 3-Pointers: 14-35, vs. Stetson, 11/28/11

Made 20 Free Throws: 20-38, vs. Texas A&M, 3/3/15
Made 25 Free Throws: 25-30, at South Carolina, 1/7/15
Made 30 Free Throws: 32-40, vs. Auburn, 2/18/10
Made 35 Free Throws: 35-39, vs. Vanderbilt, 2/7/04
Made 40 Free Throws: 40-50, vs. Morehead State, 12/22/98

Attempted 30 Free Throws: 20-38, vs. Texas A&M, 3/3/15
Attempted 35 Free Throws: 20-38, vs. Texas A&M, 3/3/15
Attempted 40 Free Throws: 32-40, vs. Auburn, 2/18/10
Attempted 45 Free Throws: 33-45, vs. Florida State, 11/25/05
Attempted 50 Free Throws: 40-50, vs. Morehead State, 12/22/98

20 Assists: 21, vs. Tennessee, 2/28/15
25 Assists: 25, at Auburn, 2/16/13
30 Assists: 32, vs. Northeastern, 12/22/03

10 Steals: 10, at Vanderbilt, 2/3/15
15 Steals: 17, vs. Wake Forest (neutral at Sunrise), 12/20/14
20 Steals: 22, vs. VMI, 12/28/99
25 Steals: 25, vs. Morehead State, 12/22/98

6 Blocks: 7, at LSU, 2/21/15
7 Blocks: 7, at LSU, 2/21/15
8 Blocks: 9, vs. Kentucky, 2/12/13
9 Blocks: 9, vs. Kentucky, 2/12/13
10 Blocks: 12, vs. FAMU, 12/17/06

Had 5 Players with 10 Points: 5 players, vs. Texas Southern, 12/12/14; Devin Robinson (15), Chris Walker (12), Dorian Finney-Smith (11), Michael Frazier II (11), Jon Horford (10)

Had 6 or More Players with 10 Points: 6 players, vs. MTSU, 11/21/13; Patric Young (16), Dorian Finney-Smith (14), Michael Frazier II (13), Casey Prather (11), DeVon Walker (10), Will Yeguete (10)

Had 2 Players with 20 Points: vs. Jacksonville, 12/14/14; Dorian Finney-Smith (25), Michael Frazier II (22)

Had 3 Players with 20 Points: at Arkansas, 2/18/12; Erving Walker (31), Kenny Boynton (25), Bradley Beal (21)

Had 2 Players with 25 Points: at Arkansas, 2/18/12; Erving Walker (31), Kenny Boynton (25)

Had 2 Players with 10 Rebounds: vs. Texas A&M, 2/1/14; Patric Young (14), Will Yeguete (10)

Had 2 Players with a Double-Double: vs. Jacksonville, 12/20/10; Vernon Macklin (13 points and 10 rebounds), Alex Tyus (10 points and 11 rebounds)

Overcame a 10-Point Halftime Deficit: 1/26/12, at Ole Miss; Trailed 38-28 at half & won, 64-60


Lost a 10-Point Halftime Lead: 12/5/14, at Kansas; Led 39-24 at half & lost, 71-65

Made a Game-Winner: 2/18/15, vs. Vanderbilt, Devin Robinson dunk with 2.1 seconds left to put UF ahead, 48-47 (Chiozza FTs sealed 50-47 win)

Made a Buzzer-Beater: 1/23/10, vs. South Carolina, Chandler Parsons 3-Pointer at the buzzer to win, 56-55

Lost on a Game-Winner: 2/12/15, vs. Ole Miss, Stefan Moody 3-pointer with 2.7 seconds remaining to defeat UF 62-61

TV & RADIO ROSTER




#0 KASEY HILL
G | So. | 6-1 | 182 | Umatilla, Fla.



#1 ELI CARTER
G | Jr. | 6-2 | 200 | Paterson, N.J.




#2 BRANDONE FRANCIS*
G | Fr. | 6-5 | 205 | La Romana, D.R.




#3 DEVIN ROBINSON
F | Fr. | 6-8 | 178 | Chesterfield, Va.




#5 ALEX MURPHY
F | Jr. | 6-8 | 225 | Wakefield, R.I.




#10 DORIAN FINNEY-SMITH
F | Jr. | 6-8 | 218 | Portsmouth, Va.




#11 CHRIS CHIOZZA
G | Fr. | 6-0 | 160 | Memphis, Tenn.



#14 LEXX EDWARDS
G | Sr. | 6-2 | 220 | Orlando, Fla.



#15 JOHN EGBUNU^
C | So. | 6-11 | 266 | Bauchi, Nigeria



#20 MICHAEL FRAZIER II
G | Jr. | 6-4 | 194 | Tampa, Fla.




#21 JON HORFORD
C | Gr. | 6-10 | 245 | Grand Ledge, Mich.



#23 CHRIS WALKER
F | So. | 6-10 | 220 | Bonifay, Fla.



#24 ZACH HODSKINS
G | Fr. | 6-4 | 203 | Alpharetta, Ga.




#25 DEVON WALKER+
G/F | Jr. | 6-6 | 203 | Winter Haven, Fla.



#30 JACOB KURTZ
F | Sr. | 6-6 | 210 | Oviedo, Fla.



#32 SCHUYLER RIMMER^
F/C | So. | 6-10 | 250 | Orlando, Fla.



#42 BILLY DONOVAN
G | Sr. | 6-2 | 192 | Gainesville, Fla.



BILLY DONOVAN
Head Coach



RASHON BURNO
Assistant Coach



MATT MCCALL
Assistant Coach



JOHN PELPHEY
Assistant Coach

+Injured: Out for the season.

^Transfer: Must sit out due to NCAA rules.

*Ineligible for 2014-15.

MEDIA INFORMATION

The University of Florida appreciates the media coverage from all local, regional and national outlets. The Communications Office believes in developing mutually beneficial relationships with the media and we emphasize a positive and professional working environment with all entities. The ultimate goal of the Communications Office is to provide accurate and timely information about our athletic teams and to ensure that we assist the media to the best of our abilities while they cover our program.

GAME COVERAGE

CREDENTIALS: Requests for credentials will be taken online and reviewed by Denver Parler. To access the credential request form, please visit www.sportssystem.com/florida. Once you have submitted your credential request, you will receive an automated email from the Communications Department acknowledging your request was received and is being reviewed. Once a decision on your request is made, you will receive an email with further information. Requests must be made by the day prior to a game (noon for afternoon games or 4:30 p.m. for evening games).

CREDENTIAL PICK-UP: Credentials will be mailed up until 10 days prior to the event or held at the Press Will Call window at Gate One of the O'Connell Center, which opens for pick-up 90 minutes prior to each game. Credentials can be overnighted at the expense of the media organization within 10 days of the event (by request).

PARKING: A limited number of parking spaces exist and can be requested online with your credential application. Please note that if you request to pick up your credentials at Press Will Call, we will be unable to provide a parking pass as you will have to park before visiting Press Will Call. Free parking is available in the deck next to the O'Connell Center and is generally still available 75-90 minutes before the game.

MEDIA ROOM/INTERVIEW AREA: Located between Gates 1 & 4 in the Martial Arts room near the loading dock, the media room includes work space, necessary electrical outlets, a television and wireless internet. A pre-game meal, snacks and soft drinks are also available in the media room. The pre-game meal begins 1:15 before tip. Post-game coach and player press conferences are also conducted in this area.

FLORIDA LOCKER ROOM: The Gator locker room is closed to the media with the exception of the SEC and NCAA Tournaments. Coach Donovan and selected players will be available to the media following games in the media room/interview area. At Florida home games, players are available first outside the locker room in the Gate 3 corner of the O'Connell Center while Coach Donovan will follow with a post-game press conference in the Martial Arts/Media Room.

VISITOR LOCKER ROOM: Interview policies and procedures will be determined by visiting Sports Information Directors and coaches. Those procedures will be announced on game days.

GENERAL GAME DAY MEDIA SERVICES: Game program/scorecard, game notes, play-by-play, complete halftime and final statistics, coaches' & player quote sheets and post-game notes are all regular services on game days.

SEATING: Press seating is assigned, and all media members are asked to utilize their assigned seat. A limited number of front-row courtside press seats are available and will be provided to national publications, major daily newspapers and/or those who cover Florida basketball regularly. Additional seating will be at the front row table in the baseline bleachers near Gate 2 and in the second row courtside behind the press table. Photographers are restricted to two baseline locations closest to the team benches.

2014-15 QUICK FACTS

University Facts

Location: Gainesville, Fla.
Founded: 1853
Enrollment: 49,042
Conference: Southeastern (SEC)
Nickname: Gators
UF President: Dr. Bernie Machen (Vanderbilt '68)
Director of Athletics: Jeremy Foley (Hobart '74)
Mascots: Albert and Alberta
Colors: Orange (PMS 172) and Blue (PMS 287)
Website: GatorZone.com
Facebook: [facebook.com/FloridaGators](https://www.facebook.com/FloridaGators)
Twitter: @GatorZoneMBK, @UFCoachBillyD

Coaching Staff Facts

Head Coach: Billy Donovan (Providence, '87)
Assistant Coaches: Rashon Burno (DePaul, '02), Matt McCall (Florida, '05), John Pelphrey (Kentucky, '92)
Athletic Trainer: Dave "Duke" Werner
Strength & Conditioning Coordinator: Preston Greene
Director of Basketball Operations: Darren Hertz
Video Coordinator: Peter Gash
Assistant to the Head Coach: Billy Schmidt
Office Manager: Tracy Pfaff
Staff Assistant: Mike Robuck
Academic Counselor: Tom Williams

Program Facts

Arena: Stephen C. O'Connell Center (11,548)
Season: 96th
Overall Record: 1,346-1,061
SEC Record: 598-623
NCAA Tournaments: 17 (1989, '94, '95, '99, 2000, '01, '02, '03, '04, '05, '06, '07, '10, '11, '12, '13, '14)
Final Fours: 5 (1994, 2000, '06, '07, '14)
National Championships: 2 (2006, '07)
NIT Appearances: 9 (1969, '84, '85, '86, '92, '93, '98, 2008, '09)
SEC Tournament Championships: 4 (2005, '06, '07, '14)
SEC Championships: 7 (1989, 2000, '01, '07, '11, '13, '14)
All-Americans: 25
All-SEC: 105
SEC Academic Honor Roll: 101
NBA Draftees: 35
2013-14 Record: 36-3
2013-14 Conference Record: 18-0 (1st)
Lettermen Returning/Lost: 8/4
Starters Returning/Lost: 1/4

Communications Contact

Denver Parler
Email: denverp@gators.ufl.edu
Office: 352-375-4683 ext. 6135
Cell: 352-318-3493
Comm. Office Phone: 352-375-4683, ext. 6100
Fax: 352-375-4809

Mailing Address:
P.O. Box 14485
Gainesville, FL 32604

Shipping Address:
Ben Hill Griffin Stadium
121 Gale Lemerand Drive
Gainesville, FL 32611

#1 ELI CARTER

JUNIOR (R) | GUARD | 6-2 | 200 | PATERSON, N.J. | RUTGERS

OVERVIEW

- A skilled scorer who totaled 799 career points in two seasons at Rutgers.
- Enrolled at UF in summer 2013 and was granted an NCAA waiver to compete immediately, but took a medical redshirt to further rehab his leg.
- Averaged 14.3 points per game with the Scarlet Knights.

2014-15 HIGHLIGHTS

- Scored over 1,000 career points between Rutgers and Florida.
- Had 20 points on 6-for-8 shooting, and dished out three assists in UF's SEC-home opener against Mississippi State.
- Recorded 12 points on 5-for-9 shooting from the field shooting in the Gators win over Auburn.
- Appeared in the starting lineup for the fourth time this

- season and recorded a team-high 13 points (4-10 FG, 3-6 3Pt, 2-2 FT) in UF's win at Alabama.
- Tallied a season-high 22 points (9-17 FG, 4-10 3Pt) in the Gators one-point loss at Texas A&M.
- Scored 14 points, grabbed 4 rebounds and had 3 assists in Florida's loss at LSU.
- Carter's .889 field goal percentage (8-for-9) vs. Miami was Florida's highest by a guard vs. a major-conference opponent (min. 8 att.) during Donovan's tenure. Kenyan Weaks went 8-for-8 vs. Florida A&M (12/4/99) and Christian Drejer shot 8-for-9 vs. Montana State (11/25/03).
- Tallied 11 points (3-9 FG, 3-8 3Pt, 2-2 FT), 3 boards, season-high 6 assists and a season-high tying 3 steals in UF's blowout win over Tennessee.
- Recorded 11 points (5-10 FG, 1-3 3Pt) and season-best 3 steals in SEC Tournament quarterfinal loss to Kentucky.



Season	gp-gs	min/avg	Total		3-Point		F-Throws		Rebounds				Scoring							
			fg-fga	pct	fg-fga	pct	ft-fga	pct	off	def	tot	avg	pf	fo	ast	to	blk	stl	pts	avg
2011-12*	32-28	952/29.8	153-374	.409	55-156	.353	80-115	.696	16	82	98	3.1	81	2	68	88	3	42	441	13.8
2012-13*	24-18	692/28.8	112-292	.384	39-122	.320	95-110	.864	6	62	68	2.8	61	2	50	66	2	25	358	14.9
2013-14	7-0	53/7.6	1-14	.071	1-9	.111	0-2	.000	2	3	5	0.7	5	0	2	3	0	0	3	0.4
2014-15	28-17	686/24.5	85-235	.362	43-141	.305	34-42	.810	7	48	55	2.0	46	1	55	44	0	24	247	8.8
TOTAL	35-17	739/21.1	86-249	.345	44-150	.293	34-44	.773	9	51	60	1.7	51	1	57	47	0	24	250	7.1
All*	91-63	2383/26.2	351-915	.384	138-428	.322	209-269	.777	31	195	226	2.5	193	5	175	201	5	91	1049	11.5

* Statistics from prior team/school

Opponent	Date	gs	min	Total		3-Pointers		Free throws		Rebounds				pf	a	t/o	blk	stl	pts	avg	
				fg-fga	pct	3fg-fga	pct	ft-fga	pct	off	def	tot	avg								
WILLIAM & MARY	11/14/14	*	26	2-7	.286	2-3	.667	2-2	1.000	0	5	5	5.0	2	2	2	0	1	8	8.0	
MIAMI	11/17/14	*	29	8-9	.889	3-4	.750	2-2	1.000	0	1	1	3.0	5	2	3	0	1	21	14.5	
vs Georgetown	11/26/14		33	2-14	.143	1-6	.167	1-2	.500	2	2	4	3.3	2	3	0	1	6	11.7		
vs North Carolina	11/28/14		13	0-4	.000	0-4	.000	1-2	.500	0	1	1	2.8	2	2	2	0	1	1	9.0	
TEXAS SOUTHERN	12/12/14		14	2-3	.667	2-3	.667	0-0	.000	0	2	2	2.6	2	0	2	0	1	6	8.4	
JACKSONVILLE	12/14/14		23	1-5	.200	1-5	.200	2-2	1.000	0	0	0	2.2	0	4	1	0	2	5	7.8	
at Florida State	12/30/14		1	0-0	.000	0-0	.000	0-0	.000	0	0	0	1.9	0	0	0	0	0	0	6.7	
UCONN	1/3/15		16	0-5	.000	0-3	.000	0-0	.000	0	0	0	1.6	3	2	2	0	1	0	5.9	
at South Carolina	1/7/15		20	2-5	.400	0-3	.000	2-2	1.000	1	3	4	1.9	3	3	3	0	1	6	5.9	
MISSISSIPPI STATE	1/10/15		27	6-8	.750	4-6	.667	4-4	1.000	0	1	1	1.8	0	3	1	0	1	20	7.3	
AUBURN	1/15/15		29	5-9	.556	2-5	.400	0-0	.000	0	2	2	1.8	1	3	2	0	1	12	7.7	
at Georgia	01/17/15		23	2-4	.500	0-2	.000	1-1	1.000	0	2	2	1.8	2	2	3	0	1	5	7.5	
LSU	1/20/15		12	2-7	.286	0-3	.000	0-0	.000	1	0	1	1.8	0	0	1	0	0	4	7.2	
at Ole Miss	1/24/15	*	29	2-6	.333	1-4	.250	3-4	.750	0	6	6	2.1	3	3	2	0	0	8	7.3	
at Alabama	1/27/15	*	21	4-10	.400	3-6	.500	2-2	1.000	1	2	3	2.1	1	0	2	0	0	13	7.7	
ARKANSAS	1/31/15	*	25	2-12	.167	2-7	.286	0-0	.000	0	2	2	2.1	1	2	0	0	0	6	7.6	
at Vanderbilt	02/03/15	*	29	5-17	.294	2-9	.222	0-0	.000	0	3	3	2.2	2	1	0	0	1	12	7.8	
KENTUCKY	2/7/15	*	34	5-12	.417	1-8	.125	0-0	.000	0	1	1	2.1	2	0	0	0	1	11	8.0	
OLE MISS	2/12/15	*	24	3-9	.333	3-8	.375	0-0	.000	1	0	1	2.1	3	1	1	0	0	9	8.1	
at Texas A&M	02/14/15	*	33	9-17	.529	4-10	.400	0-0	.000	0	1	1	2.0	1	1	0	0	1	22	8.8	
VANDERBILT	2/18/15	*	36	2-9	.222	0-5	.000	2-3	.667	1	2	3	2.0	0	2	0	0	3	6	8.6	
at LSU	02/21/15	*	31	4-14	.286	2-7	.286	4-4	1.000	0	4	4	2.1	2	3	2	0	0	14	8.9	
at Mizzou	2/24/15	*	19	1-7	.143	0-4	.000	0-2	.000	0	0	0	2.0	2	3	1	0	0	2	8.6	
TENNESSEE	2/28/15	*	35	3-9	.333	3-8	.375	2-2	1.000	0	3	3	2.1	0	6	3	0	3	11	8.7	
TEXAS A&M	3/3/15	*	22	2-6	.333	2-5	.400	5-7	.714	0	1	1	2.0	1	0	5	0	0	11	8.8	
at Kentucky	03/07/15	*	32	2-7	.286	2-4	.500	0-0	.000	0	1	1	2.0	3	3	2	0	0	6	8.7	
vs Alabama	03/12/15	*	24	4-10	.400	2-6	.333	1-1	1.000	0	2	2	2.0	1	1	0	0	0	11	8.7	
vs Kentucky	03/13/15	*	26	5-10	.500	1-3	.333	0-0	.000	0	1	1	2.0	2	3	1	0	3	11	8.8	
Totals			17	686	85-235	.362	43-141	.305	34-42	.810	7	48	55	2.0	46	55	44	0	24	247	8.8

Games played: 28
 Minutes/game: 24.5
 Points/game: 8.8
 FG Pct: 36.2
 3FG Pct: 30.5
 FT Pct: 81.0

Rebounds/game: 2.0
 Assists/game: 2.0
 Turnovers/game: 1.6
 Assist/turnover ratio: 1.3
 Steals/game: 0.9

CARTER GAME HIGHS

Points	22, at Texas A&M (2/14/15)
Career	31, vs. Florida (12/29/11)
Rebounds	6, at Ole Miss (1/24/15)
Career	7, 3x, last vs. St. John's (1/9/13)
Field Goals	9, at Texas A&M (2/14/15)
Career	12, vs. Florida (12/29/11)
Field Goal Attempts	17, 2x, last at Texas A&M (2/14/15)
Career	24, vs. Florida (12/29/11)
3-Point Field Goals	4, 2x, last at Texas A&M (2/14/15)
Career	5, vs. Syracuse (1/2/13)
3-Point FG Attempts	10, at Texas A&M (2/14/15)
Career	10, 2x, last at Texas A&M (2/14/15)
Free Throws	5 vs. Texas A&M (3/3/15)
Career	12, vs. UAB (12/16/12)
Free Throw Attempts	7 vs. Texas A&M (3/3/15)
Career	13, vs. UAB (12/16/12)
Assists	6, vs. Tennessee (2/28/15)
Career	7, vs. Florida (12/29/11)
Steals	3, 3x, last vs. Kentucky (3/13/15)
Career	5, vs. USF (1/1/12)
Blocked Shots	---
Career	2, vs. G. Washington (12/11/12)
Minutes Played	36, vs. Vanderbilt (2/18/15)
Career	46, vs. Florida (12/29/11)

Note: Career highs from 2011-13 took place at Rutgers.

#11 CHRIS CHIOZZA

FRESHMAN | GUARD | 6-0 | 160 | MEMPHIS, TENN. | WHITE STATION


OVERVIEW

- Chiozza is an attacking point guard with the ability to distribute or score himself.
- Rated a four-star prospect and top-50 player in the 2014 class by ESPN and Rivals.
- Quick and athletic, Chiozza has superior court vision.

2014-15 HIGHLIGHTS

- Has earned 10 starts at the shooting guard position.
- Nabbed six steals vs. UAB, all in the first half, and also posted a career-high 13 points.

- Drained the game-sealing free throws in the Gators' 50-47 win vs. Vanderbilt.
- Second-leading scorer vs. ULM with 11 points, Chiozza's first career double-figure scoring game.
- Led the team with three steals and co-led with three assists (Hill) in his collegiate debut vs. William & Mary.
- Gators' only true point guard behind Kasey Hill.
- Had 9 points on 4-for-6 shooting, and dished out two in UF's 20-point win over Auburn.
- Tallied 10 points, 6 rebounds and 2 assists in Florida's home win over Texas A&M.
- Recorded 7 points, 5 rebounds and 4 assists in 69-61 SEC Tournament win over Alabama.



Season	gp-gs	min/avg	Total		3-Point		F-Throws		Rebounds				Scoring							
			fg-fga	pct	fg-fga	pct	ft-fa	pct	off	def	tot	avg	pf	fo	ast	to	blk	stl	pts	avg
2014-15	33-11	752/22.8	44-113	.389	21-65	.323	21-44	.477	13	59	72	2.2	54	1	72	41	1	39	130	3.9
TOTAL	33-11	752/22.8	44-113	.389	21-65	.323	21-44	.477	13	59	72	2.2	54	1	72	41	1	39	130	3.9

CHIOZZA GAME HIGHS

Points

2014-15/Career 13, vs. UAB (11/27/14)

Rebounds

2014-15/Career 6, 2x, last vs. Texas A&M (3/3/15)

Field Goals

2014-15/Career 4, 2x, last vs. Auburn (1/15/15)

Field Goal Attempts

2014-15/Career 8, vs. UAB (11/27/14)

3-Pointers

2014-15/Career 3, vs. UAB (11/27/14)

3-Point Attempts

2014-15/Career 6, vs. UAB (11/27/14)

Free Throws

2014-15/Career 4, 2x, last vs. Texas A&M (3/3/15)

Free Throw Attempts

2014-15/Career 12 vs. Texas A&M (3/3/15)

Assists

2014-15/Career 4, 5x, last vs. Alabama (3/12/15)

Steals

2014-15/Career 6, vs. UAB (11/27/14)

Blocked Shots

2014-15/Career 1, vs. Texas Southern (12/12/14)

Minutes Played

2014-15/Career 37, vs. ULM (11/21/14)

Opponent	Date	gs	min	Total		3-Pointers		Free throws		Rebounds				pf	a	t/o	blk	stl	pts	avg
				fg-fga	pct	3fg-fga	pct	ft-fa	pct	off	def	tot	avg							
WILLIAM & MARY	11/14/14	20	2-2	1.000	0-0	.000	0-0	.000	0	2	2	2.0	1	3	3	0	3	4	4.0	
MIAMI	11/17/14	19	2-3	.667	0-1	.000	0-1	.000	0	0	0	1.0	1	1	1	0	1	4	4.0	
ULM	11/21/14	37	3-6	.500	1-3	.333	4-6	.667	1	3	4	2.0	4	1	4	0	4	11	6.3	
vs Georgetown	11/26/14	15	0-2	.000	0-1	.000	0-0	.000	0	2	2	2.0	2	2	0	0	0	0	4.8	
vs UAB	11/27/14	29	4-8	.500	3-6	.500	2-4	.500	0	1	1	1.8	3	3	2	0	6	13	6.4	
vs North Carolina	11/28/14	15	0-2	.000	0-1	.000	0-0	.000	0	1	1	1.7	0	1	2	0	2	0	5.3	
at Kansas	12/05/14	24	2-5	.400	2-4	.500	0-0	.000	0	0	0	1.4	3	4	1	0	3	6	5.4	
YALE	12/8/14	23	3-6	.500	2-4	.500	0-0	.000	0	3	3	1.6	2	2	0	0	2	8	5.8	
TEXAS SOUTHERN	12/12/14	19	1-3	.333	0-2	.000	0-0	.000	1	0	1	1.6	0	1	0	1	0	2	5.3	
JACKSONVILLE	12/14/14	* 27	0-3	.000	0-1	.000	0-2	.000	1	3	4	1.8	3	4	1	0	1	0	4.8	
vs WAKE	12-20-1	23	2-4	.500	2-3	.667	2-2	1.000	1	2	3	1.9	1	2	1	0	1	8	5.1	
at Florida State	12/30/14	11	1-1	1.000	1-1	1.000	0-0	.000	0	0	0	1.8	1	1	3	0	0	3	4.9	
UCONN	1/3/15	* 27	2-4	.500	2-3	.667	1-2	.500	1	3	4	1.9	2	1	0	2	7	5.1		
at South Carolina	1/7/15	* 25	0-2	.000	0-0	.000	0-0	.000	2	1	3	2.0	5	0	0	0	1	0	4.7	
MISSISSIPPI STATE	1/10/15	* 19	0-2	.000	0-1	.000	0-0	.000	0	0	0	1.9	2	2	0	0	1	0	4.4	
AUBURN	1/15/15	* 25	4-6	.667	1-3	.333	0-1	.000	0	0	0	1.8	0	2	0	0	0	9	4.7	
at Georgia	01/17/15	* 25	1-2	.500	0-1	.000	2-4	.500	0	2	2	1.8	0	1	3	0	1	4	4.6	
LSU	1/20/15	24	0-3	.000	0-2	.000	0-0	.000	0	1	1	1.7	0	3	0	0	2	0	4.4	
at Ole Miss	1/24/15	14	0-1	.000	0-1	.000	0-0	.000	0	2	2	1.7	1	2	0	0	0	0	4.2	
at Alabama	1/27/15	19	1-2	.500	1-1	1.000	0-0	.000	0	2	2	1.8	2	3	2	0	2	3	4.1	
ARKANSAS	1/31/15	24	1-3	.333	0-1	.000	0-0	.000	0	0	0	1.7	1	1	2	0	0	2	4.0	
at Vanderbilt	02/03/15	19	0-1	.000	0-1	.000	2-2	1.000	0	1	1	1.6	1	4	2	0	1	2	3.9	
KENTUCKY	2/7/15	26	3-5	.600	0-2	.000	0-0	.000	0	4	4	1.7	2	1	0	0	3	6	4.0	
OLE MISS	2/12/15	25	1-6	.167	0-3	.000	0-0	.000	1	1	2	1.8	2	4	2	0	1	2	3.9	
at Texas A&M	02/14/15	17	1-5	.200	0-3	.000	0-0	.000	0	3	3	1.8	0	1	1	0	0	2	3.8	
VANDERBILT	2/18/15	31	2-5	.400	2-4	.500	2-4	.500	1	5	6	2.0	0	2	1	0	1	8	4.0	
at LSU	02/21/15	22	1-3	.333	0-1	.000	0-0	.000	2	0	2	2.0	2	3	1	0	0	2	3.9	
at Mizzou	2/24/15	24	2-5	.400	0-3	.000	0-0	.000	0	4	4	2.0	3	2	1	0	1	4	3.9	
TENNESSEE	2/28/15	* 24	1-2	.500	1-2	.500	0-1	.000	0	1	1	2.0	3	2	1	0	0	3	3.9	
TEXAS A&M	3/3/15	* 30	2-4	.500	2-4	.500	4-12	.333	0	6	6	2.1	2	2	1	0	0	10	4.1	
at Kentucky	03/07/15	* 20	0-2	.000	0-1	.000	0-0	.000	0	0	0	2.1	0	3	2	0	0	0	4.0	
vs Alabama	03/12/15	* 26	2-3	.667	1-1	1.000	2-3	.667	2	3	5	2.2	4	4	1	0	0	7	4.1	
vs Kentucky	03/13/15	* 24	0-2	.000	0-0	.000	0-0	.000	0	3	3	2.2	1	2	2	0	0	0	3.9	
Totals		11	752	44-113	.389	21-65	.323	21-44	.477	13	59	72	2.2	54	72	41	1	39	130	3.9

Games played: 33
 Minutes/game: 22.8
 Points/game: 3.9
 FG Pct: 38.9
 3FG Pct: 32.3
 FT Pct: 47.7

Rebounds/game: 2.2
 Assists/game: 2.2
 Turnovers/game: 1.2
 Assist/turnover ratio: 1.8
 Steals/game: 1.2
 Blocks/game: 0.0

#10 DORIAN FINNEY-SMITH

JUNIOR (R) | FORWARD | 6-8 | 212 | PORTSMOUTH, VA. | VIRGINIA TECH


OVERVIEW

- Enrolled at UF in Summer 2012 after one season at Virginia Tech.
- Named the 2014 SEC Sixth Man of the Year, the second Gator to win the award (Chris Richard, 2007).
- Florida's leading rebounder in 2013-14.
- Also earned a spot on the 2014 SEC Academic Honor Roll.
- Had a career day with 22 points and 15 rebounds while getting the start in Florida's 84-82 overtime victory at Arkansas, becoming the first player to post a 20-15 game on the road under Donovan.
- A starter and ACC All-Freshman performer at Virginia Tech in 2011-12.
- Versatile player with size and athleticism to create matchup problems at any position.

2014-15 HIGHLIGHTS

- Moved into a starting role this season and immediately made an impact with a team-high 15 points in the season opener.

- Scored a career-best 25 vs. Jacksonville, including 5-for-7 shooting from 3-point range.
- Had 20 points on 7-for-12 shooting, and grabbed a season-high tying seven rebounds in UF's SEC opener at South Carolina.
- Scored a game-high 14 points in the Gators 75-55 win over Auburn.
- Recorded 15 points on 5-of-10 shooting and grabbed 6 boards in UF's loss at Ole Miss.
- He scored his first basket of the night on a dunk with with 21 seconds left to give UF a 52-50 win at Alabama.
- Scored a team-high 16 points on 6-of-10 shooting and grabbed five boards in UF's loss against Kentucky.
- Recorded his first double-double (11 points, 10 rebounds) of the season in Florida's loss at Texas A&M.
- Notched his second double-double of the season (20 points, 10 rebounds) in Florida's blowout win over UT.
- Posted his third double-double (23 points, 11 rebounds) of the season in UF's SEC Tournament win versus Alabama.



FINNEY-SMITH GAME HIGHS

Points

2014-15/UF/Career 25, vs. Jacksonville (12/14/14)

Rebounds

2014-15 11, vs. Alabama (3/12/15)

UF 15, at Arkansas (1/11/14)

Career 16, vs. E. Tenn. St. (11/12/11)

Field Goals

2014-15/UF/Career 10, vs. Jacksonville (12/14/14)

Field Goal Attempts

2014-15 15, vs. Jacksonville (12/14/14)

UF/Career 15, 2x, last vs. JU (12/14/14)

3-Pointers

2014-15/UF/Career 5, vs. Jacksonville, (12/14/14)

3-Point Attempts

2014-15/UF/Career 9, vs. Alabama (3/12/15)

Free Throws

2014-15 5, 2x, last vs. Alabama (3/12/15)

UF 6, vs. MTSU (11/21/13)

Career 6, 3x, last vs. MTSU (11/21/13)

Free Throw Attempts

2014-15 8, vs. UConn (1/3/15)

UF 8, 3x, last vs. UConn (1/3/15)

Career 8, 6x, last vs. UConn (1/3/15)

Assists

2014-15 4, 3x, last vs. Arkansas (1/31/15)

UF 5, 3x, last at So. Carolina (3/4/14)

Career 5, 5x, last at So. Carolina (3/4/14)

Steals

2014-15/UF/Career 4, vs. Wake Forest (12/20/14)

Blocked Shots

2014-15/UF 3, at Alabama (1/27/15)

Career 4, vs. E. Tenn. St. (11/12/11)*

Minutes Played

2014-15 34, vs. Wake Forest (12/20/14)

UF/Career 42, at Arkansas (1/11/14)

Note: Career highs from 2011-12 took place at Va. Tech.

Season	gp-gs	min/avg	Total		3-Point		F-Throws		Rebounds				Scoring							
			fg-fga	pct	fg-fga	pct	ft-fa	pct	off	def	tot	avg	pf	fo	ast	to	blk	stl	pts	avg
2011-12*	33-30	957/29.0	69-208	.332	26-71	.366	45-77	.584	91	141	232	7.0	89	2	62	57	23	24	209	6.3
2013-14	37-2	955/25.8	105-284	.370	39-133	.293	74-115	.643	94	153	247	6.7	80	2	76	61	16	16	323	8.7
2014-15	28-24	782/27.9	137-290	.472	49-115	.426	44-75	.587	73	101	174	6.2	74	4	44	54	24	32	367	13.1
TOTAL	65-26	1737/26.7	242-574	.422	88-248	.355	118-190	.621	167	254	421	6.5	154	6	120	115	40	48	690	10.6
All*	98-56	2694/27.5	311-782	.398	114-319	.357	163-267	.610	258	395	653	6.7	243	8	182	172	63	72	899	9.2

* Statistics from prior team/school

Opponent	Date	gs	min	Total		3-Pointers		Free throws		Rebounds				Scoring							
				fg-fga	pct	3fg-fga	pct	ft-fa	pct	off	def	tot	avg	pf	a	t/o	blk	stl	pts	avg	
WILLIAM & MARY	11/14/14	*	22	5-9	.556	1-2	.500	4-4	1.000	3	2	5	5.0	1	1	3	0	1	15	15.0	
vs Georgetown	11/26/14		28	6-9	.667	2-2	1.000	2-2	1.000	4	2	6	5.5	4	0	2	1	0	16	15.5	
vs UAB	11/27/14	*	33	3-9	.333	0-3	.000	0-4	.000	2	2	4	5.0	2	1	1	0	1	6	12.3	
vs North Carolina	11/28/14	*	23	2-10	.200	0-4	.000	0-0	.000	3	2	5	5.0	5	2	2	0	3	4	10.3	
at Kansas	12/05/14	*	31	3-8	.375	1-3	.333	0-0	.000	1	2	3	4.6	3	2	2	1	0	7	9.6	
YALE	12/8/14	*	18	6-8	.750	2-3	.667	0-0	.000	3	2	5	4.7	3	0	1	2	0	14	10.3	
TEXAS SOUTHERN	12/12/14	*	26	5-10	.500	1-4	.250	0-4	.000	3	4	7	5.0	1	4	3	1	1	11	10.4	
JACKSONVILLE	12/14/14	*	25	10-15	.667	5-7	.714	0-0	.000	5	1	6	5.1	0	2	1	1	1	25	12.3	
vs WAKE	12-20-1	*	34	5-13	.385	2-6	.333	4-7	.571	4	2	6	5.2	2	4	3	0	4	16	12.7	
at Florida State	12/30/14	*	30	6-11	.545	1-4	.250	1-2	.500	1	6	7	5.4	3	1	5	0	0	14	12.8	
UCONN	1/3/15	*	30	5-11	.455	4-8	.500	5-8	.625	2	3	5	5.4	2	3	2	0	2	19	13.4	
at South Carolina	1/7/15	*	29	7-12	.583	2-6	.333	4-5	.800	2	5	7	5.5	4	2	1	1	2	20	13.9	
MISSISSIPPI STATE	1/10/15	*	24	7-11	.636	2-6	.333	0-0	.000	2	4	6	5.5	2	0	1	2	1	16	14.1	
AUBURN	1/15/15	*	24	4-10	.400	2-3	.667	4-4	1.000	2	1	3	5.4	3	0	0	1	1	14	14.1	
at Georgia	01/17/15	*	25	5-13	.385	1-4	.250	0-0	.000	1	5	6	5.4	3	3	2	0	2	11	13.9	
LSU	1/20/15		26	4-13	.308	0-2	.000	2-4	.500	4	4	8	5.6	2	2	5	0	1	10	13.6	
at Ole Miss	1/24/15	*	30	5-10	.500	4-5	.800	1-4	.250	1	5	6	5.6	5	2	5	1	1	15	13.7	
at Alabama	1/27/15	*	28	1-6	.167	0-2	.000	0-0	.000	1	4	5	5.6	0	2	1	3	2	2	13.1	
ARKANSAS	1/31/15	*	29	6-13	.462	1-4	.250	3-5	.600	4	5	9	5.7	2	4	3	0	1	16	13.2	
at Vanderbilt	02/03/15	*	27	2-6	.333	0-1	.000	0-0	.000	2	2	4	5.7	5	0	0	1	1	4	12.8	
KENTUCKY	2/7/15	*	29	6-10	.600	3-5	.600	1-2	.500	2	3	5	5.6	3	0	2	0	1	16	12.9	
OLE MISS	2/12/15	*	33	5-10	.500	2-6	.333	2-2	1.000	2	4	6	5.6	2	1	1	2	1	14	13.0	
at Texas A&M	02/14/15	*	33	5-11	.455	1-3	.333	0-0	.000	3	7	10	5.8	2	1	2	2	2	11	12.9	
TENNESSEE	2/28/15		30	6-10	.600	4-5	.800	4-6	.667	3	7	10	6.0	1	0	2	2	0	20	13.2	
TEXAS A&M	3/3/15		20	4-7	.571	2-3	.667	2-3	.667	4	3	7	6.0	5	2	2	0	3	12	13.1	
at Kentucky	03/07/15	*	33	5-11	.455	2-3	.667	0-2	.000	0	4	4	6.0	4	1	1	2	0	12	13.1	
vs Alabama	03/12/15	*	33	7-14	.500	4-9	.444	5-7	.714	6	5	11	6.1	2	1	1	0	0	23	13.4	
vs Kentucky	03/13/15	*	29	2-10	.200	0-2	.000	0-0	.000	3	5	8	6.2	3	3	0	1	0	4	13.1	
Totals			24	782	137-290	.472	49-115	.426	44-75	.587	73	101	174	6.2	74	44	54	24	32	367	13.1

Games played: 28
 Minutes/game: 27.9
 Points/game: 13.1
 FG Pct: 47.2
 3FG Pct: 42.6
 FT Pct: 58.7

Rebounds/game: 6.2
 Assists/game: 1.6
 Turnovers/game: 1.9
 Assist/turnover ratio: 0.8
 Steals/game: 1.1
 Blocks/game: 0.9

#20 MICHAEL FRAZIER II


JUNIOR | GUARD | 6-4 | 194 | TAMPA, FLA. | MONTVERDE ACADEMY

OVERVIEW

- Set Florida records for 3-pointers made in a season (118) and in a game (11 at South Carolina) during his sophomore campaign.
- Posted 37 points at South Carolina on March 4, 2014, the most by a Gator since Joakim Noah's 37 vs. Georgia on March 1, 2006.
- Earned postseason awards for All-SEC Tournament Team and All-NCAA South Regional Team.
- The only non-senior among regular starters on Florida's 2014 Final Four team.
- Earned 2014 Academic Honor Roll and twice named SEC Player of the Week as a sophomore.
- Named to the 2013 SEC All-Freshman Team and First-Year Academic Honor Roll.

2014-15 HIGHLIGHTS

- Went 0-of-4 from three-point range snapping his school-record streak at 41 games in UF's win at Alabama. He surpassed Lee Humphrey (39; 2006-07) for the UF record in the Gators loss against LSU on Jan. 20.
- Earned Orange Bowl Classic MVP honors with 12 points. The seventh Gator to reach 200 career 3-pointers.
- Came off the bench for the first time this season in UF's SEC-opener at South Carolina and he scored 17 points on 4-of-7 shooting from the field.
- Scored a season-best 27 at Ole Miss, including 6-for-8 shooting from 3-point range.
- Buried two free throws with 1.9 seconds left to give UF a 57-56 win over Arkansas.
- Scored a game-high 21 points with four triples at Vandy.
- Totaled 10 points on 3-of-4 shooting in UF's loss against UK, but endured an ankle injury during that contest.
- Returned to action at Kentucky after being sidelined with a high ankle sprain in UF's home-loss vs. Ole Miss.



FRAZIER GAME HIGHS

Points	
2014-15	27, at Ole Miss (1/24/15)
Career	37, at South Carolina (3/4/14)

Rebounds	
2014-15	9, 2x, last vs. Auburn (1/15/15)
Career	9, 4x, last vs. Auburn (1/15/15)

Field Goals	
2014-15	8, vs. Jacksonville (12/14/14)
Career	12, at South Carolina (3/4/14)

Field Goal Attempts	
2014-15	14, vs. Jacksonville (12/14/14)
Career	21, at South Carolina (3/4/14)

3-Pointers	
2014-15	6, 2x, last at Ole Miss (1/24/15)
Career	11, at South Carolina (3/4/14)

3-Point Attempts	
2014-15	11, vs. Jacksonville (12/14/14)
Career	18, at South Carolina (3/4/14)

Free Throws	
2014-15/Career	11, vs. ULM (11/21/14)

Free Throw Attempts	
2014-15/Career	13, vs. ULM (11/21/14)

Assists	
2014-15	3, 4x, last at Alabama (1/27/15)
Career	4, vs. LSU (3/1/14)

Steals	
2014-15/Career	6, at Vanderbilt (2/3/15)

Blocked Shots	
2014-15	1, 3x, last vs. Kentucky (2/7/15)
Career	2, vs. Savannah State (12/29/13)

Minutes Played	
2014-15	39, vs. ULM (11/21/14)
Career	39, 2x, last vs. ULM (11/21/14)

Season	gp-gs	min/avg	Total		3-Point		F-Throws		Rebounds				Scoring							
			fg-fga	pct	fg-fga	pct	ft-fa	pct	off	def	tot	avg	pf	fo	ast	to	blk	stl	pts	avg
2012-13	36-1	647/18.0	62-139	.446	52-111	.468	26-31	.839	16	97	113	3.1	53	0	34	30	1	20	202	5.6
2013-14	39-34	1194/30.6	158-343	.461	118-264	.447	48-57	.842	22	115	137	3.5	62	0	43	46	7	43	482	12.4
2014-15	26-19	759/29.2	98-235	.417	57-150	.380	61-70	.871	23	84	107	4.1	44	0	37	46	2	31	314	12.1
TOTAL	101-54	2600/25.7	318-717	.444	227-525	.432	135-158	.854	61	296	357	3.5	159	0	114	122	10	94	998	9.9

Opponent	Date	gs	min	Total		3-Pointers		Free throws		Rebounds				Scoring							
				fg-fga	pct	3fg-fga	pct	ft-fa	pct	off	def	tot	avg	pf	a	t/o	blk	stl	pts	avg	
WILLIAM & MARY	11/14/14	*	28	6-13	.462	2-6	.333	0-0	.000	0	5	5	5.0	0	2	0	0	0	14	14.0	
MIAMI	11/17/14	*	36	6-11	.545	1-2	.500	0-0	.000	0	2	2	3.5	0	1	1	1	2	13	13.5	
ULM	11/21/14	*	39	4-11	.364	2-6	.333	11-13	.846	1	7	8	5.0	3	2	1	0	1	21	16.0	
vs Georgetown	11/26/14	*	38	4-11	.364	2-8	.250	2-4	.500	2	5	7	5.5	2	1	4	0	3	12	15.0	
vs UAB	11/27/14	*	37	4-10	.400	3-7	.429	3-5	.600	1	7	8	6.0	3	2	1	1	0	14	14.8	
vs North Carolina	11/28/14	*	32	5-13	.385	4-10	.400	3-3	1.000	4	5	9	6.5	4	1	3	0	1	17	15.2	
at Kansas	12/05/14	*	34	4-10	.400	2-5	.400	0-0	.000	1	3	4	6.1	3	2	2	0	1	10	14.4	
YALE	12/8/14	*	22	7-11	.636	4-7	.571	0-0	.000	0	1	1	5.5	1	1	2	0	2	18	14.9	
TEXAS SOUTHERN	12/12/14	*	28	3-8	.375	2-7	.286	3-3	1.000	0	3	3	5.2	3	3	2	0	3	11	14.4	
JACKSONVILLE	12/14/14	*	29	8-14	.571	6-11	.545	0-0	.000	2	4	6	5.3	0	1	2	0	2	22	15.2	
vs WAKE	12-20-1	*	27	5-11	.455	1-7	.143	1-2	.500	0	2	2	5.0	2	1	1	0	2	12	14.9	
at Florida State	12/30/14	*	30	4-12	.333	2-6	.333	1-1	1.000	0	4	4	4.9	1	0	3	0	1	11	14.6	
UCONN	1/3/15	*	30	3-10	.300	2-6	.333	0-0	.000	2	3	5	4.9	3	1	1	0	1	8	14.1	
at South Carolina	1/7/15		29	4-7	.571	3-5	.600	6-7	.857	0	1	1	4.6	1	2	2	0	0	17	14.3	
MISSISSIPPI STATE	1/10/15		22	2-8	.250	2-6	.333	0-0	.000	2	2	4	4.6	2	3	1	0	0	6	13.7	
AUBURN	1/15/15		30	3-7	.429	1-3	.333	4-4	1.000	1	8	9	4.9	2	2	2	0	1	11	13.6	
at Georgia	01/17/15		23	4-8	.500	2-5	.400	0-0	.000	1	3	4	4.8	1	1	2	0	1	10	13.4	
LSU	1/20/15	*	33	2-6	.333	2-4	.500	2-2	1.000	1	4	5	4.8	2	1	0	0	1	8	13.1	
at Ole Miss	1/24/15	*	37	7-11	.636	6-8	.750	7-7	1.000	1	4	5	4.8	2	3	0	0	0	27	13.8	
at Alabama	1/27/15	*	32	0-4	.000	0-4	.000	5-5	1.000	0	3	3	4.8	1	3	5	0	0	5	13.4	
ARKANSAS	1/31/15	*	28	2-9	.222	0-5	.000	2-2	1.000	2	2	4	4.7	1	1	0	0	2	6	13.0	
at Vanderbilt	02/03/15	*	34	6-10	.600	4-6	.667	5-5	1.000	1	4	5	4.7	3	1	4	0	6	21	13.4	
KENTUCKY	2/7/15	*	23	3-4	.750	2-3	.667	2-2	1.000	0	1	1	4.6	0	1	1	0	1	10	13.2	
at Kentucky	03/07/15		18	1-2	.500	1-2	.500	0-0	.000	0	0	0	4.4	0	0	3	0	0	3	12.8	
vs Alabama	03/12/15		23	1-10	.100	1-8	.125	2-3	.667	1	1	2	4.3	2	1	0	0	0	5	12.5	
vs Kentucky	03/13/15		17	0-4	.000	0-3	.000	2-2	1.000	0	0	0	4.1	2	0	3	0	0	2	12.1	
Totals			19	759	98-235	.417	57-150	.380	61-70	.871	23	84	107	4.1	44	37	46	2	31	314	12.1

Games played: 26
 Minutes/game: 29.2
 Points/game: 12.1
 FG Pct: 41.7
 3FG Pct: 38.0
 FT Pct: 87.1

Rebounds/game: 4.1
 Assists/game: 1.4
 Turnovers/game: 1.8
 Assists/turnover ratio: 0.8
 Steals/game: 1.2
 Blocks/game: 0.1

CAREER 3FG VS. SINGLE OPPONENT

Player	Opponent	3s
Anthony Roberson	Vanderbilt	29
Kenny Boynton	Vanderbilt	28
Anthony Roberson	Kentucky	26
Anthony Roberson	Georgia	23
Kenyan Weak	Georgia	23
Kenny Boynton	Georgia	22
Brett Nelson	Auburn	22
Matt Bonner	Tennessee	21
Anthony Roberson	Alabama	21
Erving Walker	South Carolina	21
Michael Frazier II	South Carolina	20
Lee Humphrey	Georgia	20

#0 KASEY HILL

SOPHOMORE | GUARD | 6-1 | 182 | UMATILLA, FLA. | MONTVERDE ACADEMY


OVERVIEW

- Extremely quick from baseline to baseline with the ball in his hands.
- Especially dangerous in transition and open-floor situations, Hill is an outstanding athlete with the ability to play above the rim.
- Ranked in the top 10 in the SEC in assist-to-turnover ratio and assists as a freshman.
- Posted his first career 10-assist game in the Sweet 16 vs. UCLA. He joins Magic Johnson, Jason Kidd and Keith Gatlin as the only freshmen in NCAA Tournament history with 10+ assists in a Sweet 16 game.
- 2013 McDonald's All-American.
- Plays the position with intelligence and vision and has the ability to both set up teammates and score himself.

2014-15 HIGHLIGHTS

- Assisted on Devin Robinson's game-winning dunk vs. Vanderbilt.

- Had a 25 assists vs. 4 turnovers (6.25 ratio) over one three-game stretch (Kansas, Yale, Texas Southern).
- Posted his first career 20-point game vs. UNC, including a 10-for-12 night from the free throw line.
- Posted an astounding 10-assist, zero-turnover line vs. Yale, on top of 4-for-4 shooting.
- Converted a driving and-I vs. Georgetown with 11 seconds left that put the Gators up by one point before the Hoyas hit a game-winner.
- Totaled 12 points on 5-of-11 shooting and notched six assists in UF's loss against Kentucky.
- Recorded a season-high tying 10 assists and grabbed 6 boards in UF's loss at Texas A&M.
- Scored 9 points, grabbed 4 rebounds and had 5 assists in Florida's loss at LSU.
- Tallied 7 points (3-5 FG) and 8 assists in the Gators blowout win over Tennessee.
- Amassed a team-leading 15 points and collected UF's only steal of the game in regular-season finale at Kentucky.



HILL GAME HIGHS

Points

2014-15/Career 20, vs. UNC (11/28/14)

Rebounds

2014-15/Career 8, vs. Arkansas (1/31/15)

Field Goals

2014-15/Career 7, 2x, last at Kentucky (3/7/15)

Field Goal Attempts

2014-15/Career 13, at Kentucky (3/7/15)

3-Pointers

2014-15 1, 8x, last at LSU (2/21/15)

Career 2, vs. Fresno State (12/21/13)

3-Point Attempts

2014-15 3, 4x, last at LSU (2/21/15)

Career 4, at Wisconsin (11/12/13)

Free Throws

2014-15/Career 10, vs. UNC (11/28/14)

Free Throw Attempts

2014-15/Career 12, vs. UNC (11/28/14)

Assists

2014-15 10, 2x, last at Texas A&M (2/14/15)

Career 10, 3x, last at Texas A&M (2/14/15)

Steals

2014-15/Career 4, at LSU (2/21/15)

Career 5, vs. UALR (11/16/13)

Blocked Shots

2014-15/Career 2, vs. LSU (1/20/15)

Minutes Played

2014-15 37, 2x, last at LSU (2/21/15)

Career 37, 3x, last at LSU (2/21/15)

Season	gp-gs	min/avg	Total		3-Point		F-Throws		Rebounds				Scoring							
			fg-fga	pct	fg-fga	pct	ft-fa	pct	off	def	tot	avg	pf	fo	ast	to	blk	stl	pts	avg
2013-14	32-8	703/22.0	57-140	.407	5-35	.143	57-86	.663	9	54	63	2.0	67	2	100	50	5	37	176	5.5
2014-15	33-32	1000/30.3	89-235	.379	8-29	.276	50-95	.526	13	64	77	2.3	66	1	149	72	8	32	236	7.2
TOTAL	65-40	1703/26.2	146-375	.389	13-64	.203	107-181	.591	22	118	140	2.2	133	3	249	122	13	69	412	6.3

Opponent	Date	gs	min	Total		3-Pointers		Free throws		Rebounds				Scoring							
				fg-fga	pct	3fg-fga	pct	ft-fa	pct	off	def	tot	avg	pf	a	t/o	blk	stl	pts	avg	
WILLIAM & MARY	11/14/14	*	28	0-3	.000	0-0	.000	3-4	.750	0	4	4	4.0	2	3	1	0	2	3	3.0	
MIAMI	11/17/14	*	33	1-9	.111	0-1	.000	0-0	.000	1	1	2	3.0	3	8	2	0	1	2	2.5	
ULM	11/21/14	*	37	2-12	.167	0-1	.000	4-6	.667	0	5	5	3.7	1	2	5	0	0	8	4.3	
vs Georgetown	11/26/14	*	29	3-7	.429	0-0	.000	2-3	.667	0	1	1	3.0	4	1	3	0	0	8	5.3	
vs UAB	11/27/14	*	33	3-7	.429	1-2	.500	1-2	.500	0	3	3	3.0	2	5	1	0	0	8	5.8	
vs North Carolina	11/28/14	*	32	5-12	.417	0-0	.000	10-12	.833	1	2	3	3.0	3	2	1	1	1	20	8.2	
at Kansas	12/05/14	*	32	2-9	.222	1-3	.333	0-0	.000	0	2	2	2.9	1	8	2	0	0	5	7.7	
YALE	12/8/14	*	31	4-4	1.000	0-0	.000	0-0	.000	0	0	0	2.5	0	10	0	1	3	8	7.8	
TEXAS SOUTHERN	12/12/14	*	34	3-6	.500	0-0	.000	0-0	.000	1	2	3	2.6	2	7	2	0	0	6	7.6	
JACKSONVILLE	12/14/14	*	21	1-3	.333	0-0	.000	0-1	.000	0	1	1	2.4	0	3	1	0	0	2	7.0	
vs WAKE	12-20-14	*	26	2-8	.250	0-1	.000	2-4	.500	0	0	0	2.2	1	1	2	0	3	6	6.9	
at Florida State	12/30/14	*	32	7-9	.778	0-0	.000	3-3	1.000	1	3	4	2.3	1	3	2	0	0	17	7.8	
UCONN	1/3/15	*	28	3-6	.500	0-0	.000	1-3	.333	0	1	1	2.2	4	4	1	0	0	7	7.7	
at South Carolina	1/7/15	*	25	2-5	.400	0-0	.000	5-7	.714	1	0	1	2.1	5	1	6	0	0	9	7.8	
MISSISSIPPI STATE	1/10/15	*	29	3-8	.375	0-0	.000	1-2	.500	1	1	2	2.1	1	7	1	0	2	7	7.7	
AUBURN	1/15/15	*	31	5-9	.556	0-0	.000	2-2	1.000	1	4	5	2.3	1	7	0	1	3	12	8.0	
at Georgia	01/17/15	*	26	3-5	.600	1-1	1.000	1-2	.500	0	0	0	2.2	4	3	3	0	0	8	8.0	
LSU	1/20/15	*	33	4-9	.444	1-2	.500	0-0	.000	0	1	1	2.1	3	4	2	2	2	9	8.1	
at Ole Miss	1/24/15	*	21	0-3	.000	0-0	.000	1-4	.250	0	0	0	2.0	4	6	4	0	0	1	7.7	
at Alabama	1/27/15	*	24	2-3	.667	1-1	1.000	0-0	.000	0	2	2	2.0	2	3	2	0	1	5	7.6	
ARKANSAS	1/31/15	*	29	1-7	.143	1-3	.333	4-8	.500	0	8	8	2.3	0	2	1	0	2	7	7.5	
at Vanderbilt	02/03/15	*	20	2-7	.286	0-1	.000	1-2	.500	1	1	2	2.3	3	1	1	0	0	5	7.4	
KENTUCKY	2/7/15	*	31	5-11	.455	0-1	.000	2-4	.500	1	0	1	2.2	1	6	1	0	1	12	7.6	
OLE MISS	2/12/15	*	35	3-10	.300	1-3	.333	1-2	.500	1	3	4	2.3	0	4	2	1	2	8	7.6	
at Texas A&M	02/14/15	*	36	0-7	.000	0-2	.000	0-0	.000	0	6	6	2.4	0	10	3	0	0	7	7.3	
VANDERBILT	2/18/15	*	30	1-5	.200	0-2	.000	1-4	.250	0	1	1	2.4	1	5	5	0	0	3	7.2	
at LSU	02/21/15	*	37	4-11	.364	1-3	.333	0-0	.000	1	3	4	2.4	2	5	4	1	4	9	7.2	
at Mizzou	2/24/15	*	35	2-7	.286	0-1	.000	1-8	.125	1	4	5	2.5	3	4	1	0	0	5	7.1	
TENNESSEE	2/28/15	*	32	3-5	.600	0-1	.000	1-2	.500	0	0	0	2.4	3	8	2	0	1	7	7.1	
TEXAS A&M	3/3/15	*	34	1-4	.250	0-0	.000	2-5	.400	0	1	1	2.4	1	8	1	0	2	4	7.0	
at Kentucky	03/07/15	*	34	7-13	.538	0-0	.000	1-3	.333	1	1	2	2.4	2	1	4	0	1	15	7.3	
vs Alabama	03/12/15	*	27	1-1	1.000	0-0	.000	0-2	.000	0	2	2	2.4	3	3	2	0	1	2	7.1	
vs Kentucky	03/13/15	*	35	4-10	.400	0-0	.000	0-0	.000	0	1	1	2.3	3	4	4	1	0	8	7.2	
Totals			32	1000	89-235	.379	8-29	.276	50-95	.526	13	64	77	2.3	66	149	72	8	32	236	7.2

Games played: 33
 Minutes/game: 30.3
 Points/game: 7.2
 FG Pct: 37.9
 3FG Pct: 27.6
 FT Pct: 52.6

Rebounds/game: 2.3
 Assists/game: 4.5
 Turnovers/game: 2.2
 Assist/turnover ratio: 2.1
 Steals/game: 1.0
 Blocks/game: 0.2

#21 JON HORFORD

GRAD TRANSFER (RSR.) | CENTER | 6-10 | 250 | GRAND LEDGE, MICH. | MICHIGAN


OVERVIEW

- Immediately eligible to play the 2014-15 season as a graduate transfer from Michigan, Horford enrolled at UF for the 2014 Summer A term.
- Big man with experience and a proven rebounder.
- Younger brother of Gator great Al Horford.

2014-15 HIGHLIGHTS

- Gives the Gators added depth in the frontcourt with the graduation of Patric Young and Will Yeguete.
- Scored Florida's first points of the season on a 3-pointer 30 seconds into the season opener vs. William & Mary, finishing the game with 11 points.
- Established career highs with 17 points, three 3-point field goals and 31 minutes vs. Miami.

- After totaling six double-figure scoring games in 107 appearances at Michigan, Horford notched six at Florida in the first 10 games of this season.
- Scored 8 points on a perfect 3-of-3 shooting from the field and grabbed 7 rebounds in UF's 57-56 win over Arkansas.
- Scored 8 points and grabbed 5 rebounds in the Gators loss at Texas A&M.
- Scored in double-figures at Missouri for the first time since Dec. 14, 2014 against Jacksonville.
- Tallied 10 points (5-7 FG), 4 rebounds and 1 block in the Gators blowout win over Tennessee.
- Totaled 6 points, 4 rebounds, 3 blocks and 1 assists in Florida's home win over Texas A&M.
- Recorded a team-best 15 points (7-10 FG, 1-2 3Pt) and collected 3 rebounds in SEC Tournament loss to Kentucky.



Season	gp-gs	min/avg	Total		3-Point		F-Throws		Rebounds				Scoring							
			fg-fga	pct	fg-fga	pct	ft-fga	pct	off	def	tot	avg	pf	fo	ast	to	blk	stl	pts	avg
2010-11*	29-0	196/6.8	22-46	.478	1-8	.125	13-18	.722	18	40	58	2.0	40	0	3	10	11	1	58	2.0
2011-12*	9-1	97/10.8	9-17	.529	0-0	.000	6-7	.857	13	19	32	3.6	10	0	1	5	9	3	24	2.7
2012-13*	32-4	281/8.8	34-59	.576	0-0	.000	19-27	.704	24	47	71	2.2	46	0	9	14	16	8	87	2.7
2013-14*	37-7	521/14.1	62-110	.564	0-2	.000	17-26	.654	49	105	154	4.2	72	2	19	19	26	10	141	3.8
2014-15	31-28	621/20.0	78-161	.484	13-51	.255	32-41	.780	48	101	149	4.8	67	0	10	18	27	10	201	6.5
TOTAL	31-28	621/20.0	78-161	.484	13-51	.255	32-41	.780	48	101	149	4.8	67	0	10	18	27	10	201	6.5
All*	138-40	1716/12.4	205-393	.522	14-61	.230	87-119	.731	152	312	464	3.4	235	2	42	66	89	32	511	3.7

* Statistics from prior team/school

Opponent	Date	gs	min	Total		3-Pointers		Free throws		Rebounds				pf	a	t/o	blk	stl	pts	avg	
				fg-fga	pct	3fg-fga	pct	ft-fga	pct	off	def	tot	avg								
WILLIAM & MARY	11/14/14	*	30	4-5	.800	1-2	.500	2-2	1.000	1	4	5	5.0	3	0	1	0	0	11	11.0	
MIAMI	11/17/14	*	31	5-9	.556	3-6	.500	4-4	1.000	0	7	7	6.0	2	0	2	3	1	17	14.0	
ULM	11/21/14	*	31	3-8	.375	0-1	.000	3-4	.750	1	3	4	5.3	1	1	0	3	0	9	12.3	
vs Georgetown	11/26/14	*	31	4-5	.800	0-1	.000	2-2	1.000	6	5	11	6.8	2	1	2	1	1	10	11.8	
vs UAB	11/27/14	*	32	2-7	.286	0-4	.000	4-4	1.000	4	4	8	7.0	0	0	1	1	0	8	11.0	
vs North Carolina	11/28/14	*	20	3-8	.375	1-5	.200	0-0	.000	3	4	7	7.0	2	0	0	2	1	7	10.3	
at Kansas	12/05/14	*	24	4-9	.444	0-5	.000	2-2	1.000	2	3	5	6.7	4	1	0	0	2	10	10.3	
YALE	12/8/14	*	21	2-4	.500	1-1	1.000	0-0	.000	1	3	4	6.4	2	2	0	1	1	5	9.6	
TEXAS SOUTHERN	12/12/14	*	18	5-7	.714	0-0	.000	0-1	.000	2	4	6	6.3	1	0	0	1	1	10	9.7	
JACKSONVILLE	12/14/14	*	23	5-7	.714	0-0	.000	2-2	1.000	3	5	8	6.5	1	1	0	2	0	12	9.9	
vs WAKE	12-20-1	*	18	1-2	.500	1-2	.500	0-0	.000	0	4	4	6.3	4	0	0	1	1	3	9.3	
at Florida State	12/30/14	*	14	2-6	.333	0-1	.000	0-0	.000	2	2	4	6.1	2	0	3	0	0	4	8.8	
UCONN	1/3/15		9	1-3	.333	0-1	.000	0-0	.000	0	1	1	5.7	3	0	0	0	0	2	8.3	
AUBURN	1/15/15	10	2-5	.400	1-3	.333	0-0	.000	0	3	3	5.5	4	0	0	0	1	5	8.1		
at Georgia	01/17/15		8	0-1	.000	0-1	.000	0-0	.000	0	0	0	5.1	2	0	0	0	0	7.5		
LSU	1/20/15	*	18	2-6	.333	0-1	.000	0-0	.000	1	2	3	5.0	3	1	1	0	0	4	7.3	
at Ole Miss	1/24/15	*	8	0-1	.000	0-0	.000	1-2	.500	1	1	2	4.8	1	0	1	0	0	1	6.9	
at Alabama	1/27/15	*	12	1-2	.500	0-1	.000	0-0	.000	2	1	3	4.7	3	0	1	0	0	2	6.7	
ARKANSAS	1/31/15	*	23	3-3	1.000	0-0	.000	2-2	1.000	3	4	7	4.8	2	0	1	3	0	8	6.7	
at Vanderbilt	02/03/15	*	20	0-1	.000	0-0	.000	4-4	1.000	3	1	4	4.8	2	0	0	0	0	4	6.6	
KENTUCKY	2/7/15	*	20	1-4	.250	0-1	.000	0-2	.000	0	2	2	4.7	4	0	1	0	0	2	6.4	
OLE MISS	2/12/15	*	12	0-4	.000	0-0	.000	0-0	.000	1	2	3	4.6	0	1	0	0	0	0	6.1	
at Texas A&M	02/14/15	*	15	3-5	.600	1-2	.500	1-2	.500	2	3	5	4.6	1	0	1	0	1	8	6.2	
VANDERBILT	2/18/15	*	20	2-6	.333	0-1	.000	0-0	.000	2	4	6	4.7	3	0	0	1	0	4	6.1	
at LSU	02/21/15	*	27	2-8	.250	1-3	.333	1-2	.500	2	7	9	4.8	3	0	0	3	0	6	6.1	
at Mizzou	2/24/15	*	24	4-6	.667	2-3	.667	0-0	.000	0	8	8	5.0	0	0	0	0	0	10	6.2	
TENNESSEE	2/28/15	*	25	5-7	.714	0-2	.000	0-0	.000	0	4	4	4.9	2	0	0	1	0	10	6.4	
TEXAS A&M	3/3/15	*	21	1-4	.250	0-1	.000	4-6	.667	0	4	4	4.9	2	1	3	3	0	6	6.4	
at Kentucky	03/07/15	*	16	2-5	.400	0-0	.000	0-0	.000	4	3	7	5.0	2	0	0	0	0	4	6.3	
vs Alabama	03/12/15	*	13	2-3	.667	0-1	.000	0-0	.000	0	2	2	4.9	3	1	0	0	0	4	6.2	
vs Kentucky	03/13/15	*	27	7-10	.700	1-2	.500	0-0	.000	2	1	3	4.8	3	0	0	1	0	15	6.5	
Totals			28	621	78-161	.484	13-51	.255	32-41	.780	48	101	149	4.8	67	10	18	27	10	201	6.5

Games played: 31
 Minutes/game: 20.0
 Points/game: 6.5
 FG Pct: 48.4
 3FG Pct: 25.5
 FT Pct: 78.0

Rebounds/game: 4.8
 Assists/game: 0.3
 Turnovers/game: 0.6
 Assist/turnover ratio: 0.6
 Steals/game: 0.3
 Blocks/game: 0.9

HORFORD GAME HIGHS

Points
2014-15/UF/Career 17, vs. Miami (11/17/14)
Rebounds
2014-15/UF 11, vs. Georgetown (11/26/14)
Career 15, vs. S.C. State (11/12/13)
Field Goals
2014-15/UF 5, 4x, last vs. Tennessee (2/28/15)
Career 6, at Minnesota (1/2/14)
Field Goal Attempts
2014-15/UF/Career 10, vs. Kentucky (3/13/15)
3-Point Field Goals
2014-15/UF/Career 3, vs. Miami (11/17/14)
3-Point FG Attempts
2014-15/UF/Career 6, vs. Miami (11/17/14)
Free Throws
2014-15/UF 4, 4x, last vs. Texas A&M (3/3/15)
Career 4, 5x, last vs. Texas A&M (3/3/15)
Free Throw Attempts
2014-15/UF/Career 6 vs. Texas A&M (3/3/15)
Assists
2014-15/UF 2, vs. Yale (12/8/14)
Career 2, 6x, last vs. vs. Yale (12/8/14)
Steals
2014-15/UF 1, 9x, last at Texas A&M (2/14/15)
Career 2, 5x, last vs. Wofford (3/20/14)
Blocked Shots
2014-15/UF 3, 5x, last vs. Texas A&M (3/3/15)
Career 4, 2x, last vs. Arizona (12/14/13)
Minutes Played
2014-15/UF/Career 32, vs. UAB (11/27/14)

Note: Career highs before this season from Michigan.

#30 JACOB KURTZ


SENIOR | FORWARD | 6-6 | 210 | OVIEDO, FLA. | HAGERTY

OVERVIEW

- The most accomplished walk-on of Billy Donovan's tenure, Kurtz is able to fill minutes effectively.
- Saw extended playing time early in the 2013-14 season as UF faced depth issues, highlighted by an eight-point, five-rebound outing in UF's 67-66 home win vs. Florida State.
- Over the first seven games of his junior season, averaged 19.7 minutes, 4.1 points and 3.9 rebounds.
- An extremely intelligent player who graduated with a degree in mechanical engineering, Kurtz knows UF's personnel as well as anyone after years on scout team.
- Originally earned a spot on the roster in Oct. 2011.
- Enrolled at UF in Fall 2010 and was a basketball manager during the 2010-11 season.

2014-15 HIGHLIGHTS

- Made his first career start vs. Miami, believed to be the first regular-season start by a walk-on at Florida since Dan Williams in 1997. Kurtz scored six points and set career highs with eight rebounds and 36 minutes played.
- Posted his first career double-figure scoring game with 10 points on 5-for-5 shooting vs. Yale.
- Set a career highs with 13 rebounds and three assists in the overtime win vs. ULM.
- Had 8 points (6-for-7 FT), 6 boards and career-high tying 3 assists in UF's SEC opener at South Carolina.
- Had 6 points on a perfect 3-of-3 shooting from the field in the Gators loss at Ole Miss.
- Scored 9 points and grabbed 8 boards in an efficient 14 minutes of the bench in Florida's loss at LSU.
- Totaled 7 points, 2 rebounds and 1 steal in 19 minutes off the bench in the Gators loss at Missouri.
- Tallied 2 points, 3 rebounds, 3 assists and 1 steal in the Gators blowout win over Tennessee.



KURTZ GAME HIGHS

Points	2014-15/Career 10, vs. Yale (12/8/14)
Rebounds	2014-15/Career 13, vs. ULM (11/21/14)
Field Goals	2014-15/Career 5, vs. Yale (12/8/14)
Field Goal Attempts	2014-15/Career 6, vs. Miami (11/17/14)
3-Pointers	2014-15 ---
3-Point Attempts	Career 1, vs. Georgia (1/9/13)
Free Throws	2014-15/Career 6, at South Carolina (1/7/15)
Free Throw Attempts	2014-15/Career 7, 2x, last at Missouri (2/24/15)
Assists	2014-15/Career 3, 3x, last vs. Tennessee (2/28/15)
Steals	2014-15/Career 3, vs. Jacksonville (12/14/14)
Blocked Shots	2014-15 1, vs. Auburn (1/15/15)
Minutes Played	2014-15/Career 36, 2x, last vs. ULM (11/21/14)

Season	gp-gs	min/avg	Total		3-Point		F-Throws		Rebounds				Scoring							
			fg-fga	pct	fg-fga	pct	ft-fa	pct	off	def	tot	avg	pf	fo	ast	to	blk	stl	pts	avg
2011-12	4-0	8/2.0	0-0	.000	0-0	.000	2-2	1.000	0	1	1	0.3	0	0	0	0	0	0	2	0.5
2012-13	20-0	40/2.0	5-8	.625	1-1	1.000	1-2	.500	4	7	11	0.6	5	0	2	0	0	2	12	0.6
2013-14	26-0	220/8.5	17-27	.630	0-0	.000	8-16	.500	13	25	38	1.5	14	0	7	8	1	6	42	1.6
2014-15	33-7	610/18.5	51-85	.600	0-2	.000	30-43	.698	51	66	117	3.5	47	0	32	36	1	23	132	4.0
TOTAL	83-7	878/10.6	73-120	.608	1-3	.333	41-63	.651	68	99	167	2.0	66	0	41	44	2	31	188	2.3

Opponent	Date	gs	min	Total		3-Pointers		Free throws		Rebounds				pf	a	t/o	blk	stl	pts	avg	
				fg-fga	pct	3fg-fga	pct	ft-fa	pct	off	def	tot	avg								
WILLIAM & MARY	11/14/14		23	3-4	.750	0-0	.000	0-0	.000	2	5	7	7.0	0	2	0	0	0	6	6.0	
MIAMI	11/17/14	*	36	3-6	.500	0-0	.000	0-0	.000	3	5	8	7.5	4	2	2	0	0	6	6.0	
ULM	11/21/14	*	36	2-5	.400	0-0	.000	2-3	.667	5	8	13	9.3	2	3	2	0	0	6	6.0	
vs Georgetown	11/26/14		21	1-1	1.000	0-0	.000	1-2	.500	0	1	1	7.3	3	2	1	0	2	3	5.3	
vs UAB	11/27/14	*	19	0-5	.000	0-0	.000	0-0	.000	5	0	5	6.8	2	2	1	0	0	0	4.2	
vs North Carolina	11/28/14	*	27	2-4	.500	0-0	.000	0-0	.000	2	0	2	6.0	2	2	3	0	2	4	4.2	
at Kansas	12/05/14		12	1-1	1.000	0-0	.000	0-0	.000	1	0	1	5.3	3	1	2	0	0	2	3.9	
YALE	12/8/14		25	5-5	1.000	0-0	.000	0-1	.000	3	3	6	5.4	2	1	3	0	1	10	4.6	
TEXAS SOUTHERN	12/12/14		20	1-1	1.000	0-0	.000	0-0	.000	0	3	3	5.1	2	1	1	0	0	2	4.3	
JACKSONVILLE	12/14/14		17	3-4	.750	0-0	.000	2-2	1.000	1	2	3	4.9	1	0	2	0	3	8	4.7	
vs WAKE	12-20-1		16	1-2	.500	0-0	.000	0-0	.000	1	4	5	4.9	1	0	2	0	1	2	4.5	
at Florida State	12/30/14		23	2-4	.500	0-0	.000	0-1	.000	3	5	8	5.2	3	0	0	0	0	4	4.4	
UCONN	1/3/15		16	1-1	1.000	0-0	.000	1-2	.500	2	1	3	5.0	0	1	0	0	1	3	4.3	
at South Carolina	1/7/15		24	1-3	.333	0-0	.000	6-7	.857	3	3	6	5.1	1	3	0	2	8	4.6		
MISSISSIPPI STATE	1/10/15		19	1-1	1.000	0-0	.000	0-2	.000	1	3	4	5.0	2	1	0	0	1	2	4.4	
AUBURN	1/15/15		24	2-4	.500	0-0	.000	1-3	.333	2	3	5	5.0	2	0	2	1	0	5	4.4	
at Georgia	01/17/15		24	3-3	1.000	0-0	.000	2-2	1.000	0	1	1	4.8	2	0	1	0	1	8	4.6	
LSU	1/20/15	*	15	2-4	.500	0-0	.000	0-0	.000	2	1	3	4.7	3	1	2	0	1	4	4.6	
at Ole Miss	1/24/15		19	3-3	1.000	0-0	.000	0-0	.000	0	2	2	4.5	0	1	1	0	0	6	4.7	
at Alabama	1/27/15		15	0-0	.000	0-0	.000	0-0	.000	0	1	1	4.4	0	0	0	0	0	0	4.5	
ARKANSAS	1/31/15		15	1-1	1.000	0-0	.000	4-4	1.000	2	1	3	4.3	1	1	3	0	1	6	4.5	
at Vanderbilt	02/03/15		15	2-4	.500	0-0	.000	1-1	1.000	0	1	1	4.1	1	0	0	0	1	5	4.5	
KENTUCKY	2/7/15		13	0-0	.000	0-0	.000	2-2	1.000	2	0	2	4.0	2	0	1	0	0	2	4.4	
OLE MISS	2/12/15		14	0-2	.000	0-0	.000	0-0	.000	1	2	3	4.0	2	0	1	0	1	0	4.3	
at Texas A&M	02/14/15		12	2-2	1.000	0-0	.000	0-0	.000	0	0	0	3.8	0	1	0	0	1	4	4.2	
VANDERBILT	2/18/15		21	2-5	.400	0-0	.000	0-0	.000	2	3	5	3.9	2	0	1	0	1	4	4.2	
at LSU	02/21/15		14	3-3	1.000	0-0	.000	3-4	.750	5	3	8	4.0	1	1	1	0	1	9	4.4	
at Mizzou	2/24/15		19	1-2	.500	0-1	.000	5-7	.714	0	2	2	4.0	1	0	1	0	1	7	4.5	
TENNESSEE	2/28/15	*	21	1-1	1.000	0-0	.000	0-0	.000	2	1	3	3.9	0	3	2	0	1	2	4.4	
TEXAS A&M	3/3/15	*	10	1-2	.500	0-1	.000	0-0	.000	0	0	0	3.8	1	2	0	0	0	2	4.3	
at Kentucky	03/07/15		6	0-1	.000	0-0	.000	0-0	.000	0	0	0	3.7	0	1	0	0	0	0	4.2	
vs Alabama	03/12/15		13	0-0	.000	0-0	.000	0-0	.000	1	1	2	3.6	1	0	1	0	0	0	4.1	
vs Kentucky	03/13/15		6	1-1	1.000	0-0	.000	0-0	.000	0	1	1	3.5	0	0	0	0	0	2	4.0	
Totals			7	610	51-85	.600	0-2	.000	30-43	.698	51	66	117	3.5	47	32	36	1	23	132	4.0

Games played: 33
 Minutes/game: 18.5
 Points/game: 4.0
 FG Pct: 60.0
 3FG Pct: 0.0
 FT Pct: 69.8

Rebounds/game: 3.5
 Assists/game: 1.0
 Turnovers/game: 1.1
 Assist/turnover ratio: 0.9
 Steals/game: 0.7
 Blocks/game: 0.0

#5 ALEX MURPHY

JUNIOR (R) | FORWARD | 6-8 | 225 | WAKEFIELD, R.I. | DUKE

OVERVIEW

- Mid-year transfer from Duke in 2013-14, will be eligible following the conclusion of the Fall 2014 semester at UF, per NCAA transfer regulations.
- Averaged 1.9 points and 1.0 rebounds in 36 career games with the Blue Devils.
- An outstanding wing athlete at his best when filling the lane on the break or attacking the offensive glass.
- Younger brother of Gator great Erik Murphy.

2014-15 HIGHLIGHTS

- Made his Florida debut Dec. 20 vs. Wake Forest and set career highs in free throws made and attempted, blocks, steals and minutes.
- Recorded his first start at Florida State on Dec. 30. It marked not just his first UF start, but his first overall career start.

- Had 7 points on 3-for-4 shooting, and grabbed three boards in UF's SEC-home opener against Mississippi State.
- Scored 3 points and grabbed 4 rebounds in the Gators win over Auburn.
- Netted a team-high tying 10 points in UF's 79-61 loss against LSU.
- Scored six points (3-5 FG), two boards and two steals in the Gators win at Alabama.
- Went 3-of-5 from the field and scored 6 points and grabbed three rebounds in UF's loss at Vanderbilt.
- Totaled 7 points (3-6 FG, 1-3 3Pt) and 1 rebound in the Gators home-loss to Ole Miss.
- Sparked Florida's comeback win over Texas A&M as he scored 9 points (3-of-4 FG) in 21 minutes off the bench.



Season	gp-gs	min/avg	Total		3-Point		F-Throws		Rebounds				Scoring							
			fg-fga	pct	fg-fga	pct	ft-fa	pct	off	def	tot	avg	pf	fo	ast	to	blk	stl	pts	avg
2012-13*	31-0	194/6.3	27-55	.491	5-24	.208	5-12	.417	9	21	30	1.0	18	0	0	11	3	5	64	2.1
2013-14*	5-0	33/6.6	1-6	.167	1-5	.200	2-4	.500	2	3	5	1.0	3	0	2	1	0	0	5	1.0
2014-15	23-4	327/14.2	42-92	.457	6-33	.182	27-44	.614	11	35	46	2.0	34	1	6	21	6	9	117	5.1
TOTAL	23-4	327/14.2	42-92	.457	6-33	.182	27-44	.614	11	35	46	2.0	34	1	6	21	6	9	117	5.1
All*	59-4	554/9.4	70-153	.458	12-62	.194	34-60	.567	22	59	81	1.4	55	1	8	33	9	14	186	3.2

* Statistics from prior team/school

Opponent	Date	gs	min	Total		3-Pointers		Free throws		Rebounds				pf	a	t/o	blk	stl	pts	avg	
				fg-fga	pct	3fg-fga	pct	ft-fa	pct	off	def	tot	avg								
vs WAKE	12-20-1		27	2-4	.500	0-1	.000	5-6	.833	2	2	4	4.0	1	1	3	2	2	9	9.0	
at Florida State	12/30/14	*	19	2-5	.400	0-2	.000	1-3	.333	0	3	3	3.5	2	1	0	0	0	5	7.0	
UCONN	1/3/15		14	1-3	.333	0-0	.000	0-2	.000	0	1	1	2.7	1	0	1	0	0	2	5.3	
at South Carolina	1/7/15		11	2-5	.400	0-2	.000	0-0	.000	1	1	2	2.5	1	1	0	0	0	4	5.0	
MISSISSIPPI STATE	1/10/15		13	3-4	.750	0-0	.000	1-3	.333	1	1	2	2.4	4	0	2	0	1	7	5.4	
AUBURN	1/15/15		7	1-3	.333	0-1	.000	1-2	.500	0	4	4	2.7	1	0	2	0	0	3	5.0	
at Georgia	01/17/15		10	1-2	.500	0-1	.000	0-0	.000	0	1	1	2.4	0	0	0	0	0	2	4.6	
LSU	1/20/15		12	3-5	.600	0-1	.000	4-4	1.000	2	0	2	2.4	0	0	0	1	0	10	5.3	
at Ole Miss	1/24/15		10	1-3	.333	0-0	.000	2-2	1.000	0	1	1	2.2	0	0	0	0	0	4	5.1	
at Alabama	1/27/15		15	3-5	.600	0-0	.000	0-2	.000	1	1	2	2.2	1	0	1	0	2	6	5.2	
ARKANSAS	1/31/15		8	1-1	1.000	0-0	.000	0-0	.000	0	1	1	2.1	1	0	2	0	0	2	4.9	
at Vanderbilt	02/03/15		14	3-5	.600	0-1	.000	0-0	.000	1	2	3	2.2	5	0	1	1	0	6	5.0	
KENTUCKY	2/7/15		7	0-1	.000	0-1	.000	0-0	.000	0	0	0	2.0	2	0	1	0	0	0	4.6	
OLE MISS	2/12/15		14	3-6	.500	1-3	.333	0-0	.000	0	1	1	1.9	0	0	0	0	0	7	4.8	
at Texas A&M	02/14/15		16	1-3	.333	0-2	.000	2-2	1.000	1	2	3	2.0	2	0	1	0	0	4	4.7	
VANDERBILT	2/18/15	*	23	3-6	.500	2-4	.500	3-4	.750	0	2	2	2.0	3	0	2	0	1	11	5.1	
at LSU	02/21/15	*	20	2-10	.200	1-5	.200	0-0	.000	0	3	3	2.1	1	1	0	0	1	5	5.1	
at Mizzou	2/24/15	*	23	2-5	.400	1-3	.333	1-4	.250	0	1	1	2.0	4	0	0	0	1	6	5.2	
TENNESSEE	2/28/15		8	1-2	.500	0-1	.000	0-0	.000	0	0	0	1.9	1	1	1	0	0	2	5.0	
TEXAS A&M	3/3/15		21	3-4	.750	1-2	.500	2-4	.500	0	0	0	1.8	2	0	1	1	1	9	5.2	
at Kentucky	03/07/15		13	1-3	.333	0-0	.000	2-2	1.000	1	2	3	1.9	1	1	1	1	0	4	5.1	
vs Alabama	03/12/15		12	2-4	.500	0-2	.000	3-4	.750	0	3	3	1.9	1	0	1	0	0	7	5.2	
vs Kentucky	03/13/15		10	1-3	.333	0-1	.000	0-0	.000	1	3	4	2.0	0	0	1	0	0	2	5.1	
Totals			4	327	42-92	.457	6-33	.182	27-44	.614	11	35	46	2.0	34	6	21	6	9	117	5.1

Games played: 23
 Minutes/game: 14.2
 Points/game: 5.1
 FG Pct: 45.7
 3FG Pct: 18.2
 FT Pct: 61.4

Rebounds/game: 2.0
 Assists/game: 0.3
 Turnovers/game: 0.9
 Assist/turnover ratio: 0.3
 Steals/game: 0.4
 Blocks/game: 0.3

MURPHY GAME HIGHS

Points
 2014-15/UF 11, vs. Vanderbilt (2/18/15)
 Career 11, 2x, last vs. Vanderbilt (2/18/15)

Rebounds
 2014-15/UF 4, 3x, last vs. Kentucky (3/13/15)
 Career 7, vs. Delaware (12/1/12)

Field Goals
 2014-15/UF 3, 6x, last vs. Texas A&M (3/3/15)
 Career 5, at Miami (1/23/13)

Field Goal Attempts
 2014-15/UF/Career 10, at LSU (2/21/15)

3-Point Field Goals
 2014-15/UF/Career 2, vs. Vanderbilt (2/18/15)

3-Point FG Attempts
 2014-15/UF/Career 5, at LSU (2/21/15)

Free Throws
 2014-15/UF/Career 5, vs. Wake Forest (12/20/14)

Free Throw Attempts
 2014-15/UF/Career 6, vs. Wake Forest (12/20/14)

Assists
 2014-15/UF 1, 6x, last at Kentucky (3/7/15)
 Career 1, 7x, last at Kentucky (3/7/15)

Steals
 2014-15/UF/Career 2, 2x, last at Alabama (1/27/15)

Blocked Shots
 2014-15/UF/Career 2, vs. Wake Forest (12/20/14)

Minutes Played
 2014-15/UF 27, vs. Wake Forest (12/20/14)

Note: Career highs from 2012-13 took place at Duke.

#3 DEVIN ROBINSON

FRESHMAN | FORWARD | 6-8 | 178 | CHESTERFIELD, VA. | CHRISTCHURCH SCHOOL


OVERVIEW

- Robinson brings length to the wing, with the ability to put the ball on the floor or pull up for a 3-pointer.
- Playmaker whose size should cause matchup problems at the three position.

2014-15 HIGHLIGHTS

- Has earned 17 starts at the small forward position.
- Led the team in scoring with a career-high 13 points at Kansas, and then re-established his personal best with a team-leading 15 vs. Texas Southern.
- Over a three-game span (Kansas, Yale, Texas Southern), shot 14-for-25 (.520) from the field and 5-for-9 (.556) from 3-point range.

- Had 12 points on 5-of-9 shooting in UF's SEC-home opener against Mississippi State.
- Had 11 points (4-for-7 FG) and grabbed 3 boards in the Gators loss at Georgia.
- Scored a team-high tying 14 points (6-9 FG, 2-4 3Pt) and tallied 7 boards, 3 assists, 2 blocks and 1 steal in 31 minutes in the Gators home-loss to Ole Miss.
- Scored 12 points (5-13 FG, 1-4 3Pt) and grabbed 7 boards in Florida's loss at LSU.
- Totaled 14 points, 6 rebounds and 2 blocked shots in the Gators loss at Missouri.
- Scored 10 points in the Gators home win over A&M.
- Tallied 10 points (2-for-3 FG, 1-for-2 3FG, 5-for-6 FT) in SEC Tournament win against Alabama.



Season	gp-gs	min/avg	Total		3-Point		F-Throws		Rebounds				Scoring							
			fg-fga	pct	fg-fga	pct	ft-fa	pct	off	def	tot	avg	pf	fo	ast	to	blk	stl	pts	avg
2014-15	33-17	628/19.0	78-194	.402	21-82	.256	35-55	.636	27	65	92	2.8	57	2	23	31	13	17	212	6.4
TOTAL	33-17	628/19.0	78-194	.402	21-82	.256	35-55	.636	27	65	92	2.8	57	2	23	31	13	17	212	6.4

Opponent	Date	gs	min	Total		3-Pointers		Free throws		Rebounds				pf	a	t/o	blk	stl	pts	avg	
				fg-fga	pct	3fg-fga	pct	ft-fa	pct	off	def	tot	avg								
WILLIAM & MARY	11/14/14		16	3-8	.375	0-3	.000	1-3	.333	0	4	4	4.0	1	0	0	1	0	7	7.0	
MIAMI	11/17/14		16	1-3	.333	1-3	.333	1-2	.500	0	1	1	2.5	2	1	2	1	2	4	5.5	
ULM	11/21/14	*	21	1-5	.200	0-4	.000	0-0	.000	0	3	3	2.7	2	0	1	0	0	2	4.3	
vs Georgetown	11/26/14	*	18	2-9	.222	1-5	.200	0-0	.000	2	1	3	2.8	2	0	0	1	0	5	4.5	
vs UAB	11/27/14		6	0-3	.000	0-1	.000	0-0	.000	0	1	1	2.4	0	0	0	0	0	3.6		
vs North Carolina	11/28/14		20	1-4	.250	1-2	.500	4-4	1.000	2	1	3	2.5	5	0	0	1	0	7	4.2	
at Kansas	12/05/14	*	28	4-9	.444	2-3	.667	3-4	.750	2	3	5	2.9	5	0	4	1	1	13	5.4	
YALE	12/8/14	*	30	4-9	.444	1-3	.333	0-1	.000	3	3	6	3.3	0	1	2	0	1	9	5.9	
TEXAS SOUTHERN	12/12/14	*	22	5-7	.714	2-3	.667	3-3	1.000	2	2	4	3.3	4	2	1	0	1	15	6.9	
JACKSONVILLE	12/14/14	*	18	1-3	.333	1-3	.333	0-0	.000	0	3	3	3.3	1	3	1	0	0	3	6.5	
vs WAKE	12-20-1	*	16	2-6	.333	0-3	.000	0-0	.000	0	4	4	3.4	1	3	1	1	1	4	6.3	
at Florida State	12/30/14		27	1-7	.143	0-5	.000	1-2	.500	0	1	1	3.2	3	1	0	0	2	3	6.0	
UCONN	1/3/15		12	2-4	.500	1-3	.333	0-1	.000	0	1	1	3.0	1	1	0	0	0	5	5.9	
at South Carolina	1/7/15	*	17	1-5	.200	0-2	.000	2-2	1.000	0	3	3	3.0	3	2	2	0	1	4	5.8	
MISSISSIPPI STATE	1/10/15	*	22	5-9	.556	1-3	.333	1-1	1.000	0	2	2	2.9	0	2	0	0	2	12	6.2	
AUBURN	1/15/15	*	10	1-2	.500	0-0	.000	0-0	.000	1	0	1	2.8	3	0	0	0	0	2	5.9	
at Georgia	01/17/15	*	19	4-7	.571	1-1	1.000	2-3	.667	2	1	3	2.8	0	0	2	0	1	11	6.2	
LSU	1/20/15	*	15	2-5	.400	0-1	.000	2-4	.500	0	1	1	2.7	1	0	1	0	0	6	6.2	
at Ole Miss	1/24/15		19	2-4	.500	1-2	.500	0-1	.000	0	1	1	2.6	1	1	0	0	0	5	6.2	
at Alabama	1/27/15		17	2-6	.333	0-1	.000	0-0	.000	2	1	3	2.7	1	0	0	0	0	4	6.1	
ARKANSAS	1/31/15		10	1-3	.333	0-2	.000	1-2	.500	0	0	0	2.5	1	0	0	0	0	3	5.9	
at Vanderbilt	02/03/15		13	1-6	.167	0-0	.000	0-2	.000	0	1	1	2.5	1	0	0	0	0	2	5.7	
KENTUCKY	2/7/15		6	1-2	.500	0-0	.000	0-0	.000	1	0	1	2.4	2	1	3	1	1	2	5.6	
OLE MISS	2/12/15	*	31	6-9	.667	2-4	.500	0-0	.000	1	6	7	2.6	1	3	0	2	1	14	5.9	
at Texas A&M	02/14/15	*	21	0-4	.000	0-4	.000	0-0	.000	1	0	1	2.5	4	0	1	0	0	5.7		
VANDERBILT	2/18/15	*	21	5-10	.500	0-1	.000	2-3	.667	2	4	6	2.7	2	0	1	0	0	12	5.9	
at LSU	02/21/15	*	33	5-13	.385	1-4	.250	1-2	.500	1	6	7	2.8	4	1	4	1	1	12	6.1	
at Mizzou	2/24/15	*	33	5-12	.417	2-6	.333	2-2	1.000	3	3	6	2.9	1	0	2	2	0	14	6.4	
TENNESSEE	2/28/15		17	2-4	.500	1-3	.333	2-3	.667	1	0	1	2.9	1	1	1	0	0	7	6.4	
TEXAS A&M	3/3/15		23	4-7	.571	1-4	.250	1-1	1.000	1	3	4	2.9	2	0	0	0	2	10	6.6	
at Kentucky	03/07/15		16	1-2	.500	0-1	.000	0-0	.000	0	2	2	2.9	0	0	2	0	0	2	6.4	
vs Alabama	03/12/15		16	2-3	.667	1-2	.500	5-6	.833	0	1	1	2.8	0	0	0	0	0	10	6.5	
vs Kentucky	03/13/15		19	1-4	.250	0-0	.000	1-3	.333	0	2	2	2.8	2	0	0	1	0	3	6.4	
Totals			17	628	78-194	.402	21-82	.256	35-55	.636	27	65	92	2.8	57	23	31	13	17	212	6.4

Games played: 33
 Minutes/game: 19.0
 Points/game: 6.4
 FG Pct: 40.2
 3FG Pct: 25.6
 FT Pct: 63.6

Rebounds/game: 2.8
 Assists/game: 0.7
 Turnovers/game: 0.9
 Assist/turnover ratio: 0.7
 Steals/game: 0.5
 Blocks/game: 0.4

ROBINSON GAME HIGHS

Points	2014-15/Career	15, vs. Texas Southern (12/12/14)
Rebounds	2014-15/Career	7, 2x, last at LSU (2/21/15)
Field Goals	2014-15/Career	6, vs. Ole Miss (2/12/15)
Field Goal Attempts	2014-15/Career	13, at LSU (2/21/15)
3-Point Field Goals	2014-15/Career	2, 4x, last at Missouri (2/24/15)
3-Point Attempts	2014-15/Career	6, at Missouri (2/24/15)
Free Throws	2014-15/Career	5, vs. Alabama (3/12/15)
Free Throw Attempts	2014-15/Career	6, vs. Alabama (3/12/15)
Assists	2014-15/Career	3, 3x, last vs. Ole Miss (2/12/15)
Steals	2014-15/Career	2, 4x, last vs. Texas A&M (3/3/15)
Blocked Shots	2014-15/Career	2, 2x, last at Missouri (2/24/15)
Minutes Played	2014-15/Career	33, 2x, last at Missouri (2/24/15)

#23 CHRIS WALKER

SOPHOMORE | FORWARD | 6-10 | 220 | BONIFAY, FLA. | HOLMES COUNTY


OVERVIEW

- A 2013 McDonald's All-American who plays with energy, excels in the open floor and has the ability to finish around the rim and as a face-up shooter.
- An adept passer for his size who has the explosiveness to be a shot-blocker on or off the ball.
- Runs the floor extremely well and has game-changing athleticism.
- Played 18 games as a freshman, averaging 1.9 points and 1.3 rebounds, after joining the Gators midseason.

2014-15 HIGHLIGHTS

- Made his season debut with four points and six rebounds vs. ULM.

- Set career highs in scoring in back-to-back games, posting 12 points on 5-for-6 shooting at Kansas, followed by 13 points on 6-for-10 shooting vs. Yale.
- Averaged 12.3 points over the first three games of December (Kansas, Yale, Texas Southern).
- Had four points, four rebounds and three blocks in UF's SEC opener at South Carolina.
- Snared a career-high tying 6 boards and scored two points in the Gators' loss at Georgia.
- Chris Walker scored 12 points on an efficient 6-of-8 shooting in the Gators win at Alabama.
- Scored 7 points and grabbed 6 rebounds in UF's home-loss to Ole Miss.
- Scored 11 points (5-5 FG) and had four blocks in the Gators one-point loss at Texas A&M.



Season	gp-gs	min/avg	Total		3-Point		F-Throws		Rebounds					Scoring						
			fg-fga	pct	fg-fga	pct	ft-fa	pct	off	def	tot	avg	pf	fo	ast	to	blk	stl	pts	avg
2013-14	18-0	87/4.8	16-27	.593	0-0	.000	2-7	.286	10	14	24	1.3	19	0	1	2	8	2	34	1.9
2014-15	31-6	453/14.6	64-119	.538	0-3	.000	17-44	.386	41	67	108	3.5	63	0	2	32	36	10	145	4.7
TOTAL	49-6	540/11.0	80-146	.548	0-3	.000	19-51	.373	51	81	132	2.7	82	0	3	34	44	12	179	3.7

Opponent	Date	gs	min	Total		3-Pointers		Free throws		Rebounds					pf	a	t/o	blk	stl	pts	avg
				fg-fga	pct	3fg-fga	pct	ft-fa	pct	off	def	tot	avg								
ULM	11/21/14		26	2-5	.400	0-0	.000	0-0	.000	3	3	6	6.0	0	1	1	0	4	4.0		
vs Georgetown	11/26/14	*	12	1-6	.167	0-0	.000	3-4	.750	2	0	2	4.0	2	0	1	0	1	5	4.5	
vs UAB	11/27/14		11	2-4	.500	0-0	.000	3-4	.750	2	4	6	4.7	1	0	1	1	0	7	5.3	
vs North Carolina	11/28/14		18	2-4	.500	0-1	.000	0-2	.000	3	1	4	4.5	2	0	2	1	0	4	5.0	
at Kansas	12/05/14		15	5-6	.833	0-0	.000	2-4	.500	1	4	5	4.6	2	0	1	1	0	12	6.4	
YALE	12/8/14		21	6-10	.600	0-0	.000	1-2	.500	2	4	6	4.8	1	1	1	2	0	13	7.5	
TEXAS SOUTHERN	12/12/14		16	6-12	.500	0-0	.000	0-0	.000	2	0	2	4.4	0	0	1	4	0	12	8.1	
JACKSONVILLE	12/14/14		13	1-1	1.000	0-0	.000	0-2	.000	2	3	5	4.5	2	0	0	1	0	2	7.4	
vs WAKE	12-20-1		13	1-1	1.000	0-0	.000	1-2	.500	0	2	2	4.2	4	0	1	0	2	3	6.9	
at Florida State	12/30/14		13	1-6	.167	0-0	.000	0-1	.000	1	1	2	4.0	3	0	1	1	0	2	6.4	
UCONN	1/3/15	*	18	3-3	1.000	0-0	.000	0-2	.000	2	3	5	4.1	0	0	1	1	0	6	6.4	
at South Carolina	1/7/15	*	20	2-5	.400	0-1	.000	0-0	.000	1	3	4	4.1	1	0	3	3	0	4	6.2	
MISSISSIPPI STATE	1/10/15	*	22	1-2	.500	0-0	.000	0-0	.000	1	3	4	4.1	2	1	1	2	1	2	5.8	
AUBURN	1/15/15	*	10	1-4	.250	0-0	.000	0-2	.000	3	1	4	4.1	3	0	0	1	0	2	5.6	
at Georgia	01/17/15	*	17	1-3	.333	0-0	.000	0-2	.000	4	2	6	4.2	4	0	1	0	0	2	5.3	
LSU	1/20/15		12	2-2	1.000	0-0	.000	2-3	.667	1	3	4	4.2	3	0	1	0	2	6	5.4	
at Ole Miss	1/24/15		13	2-4	.500	0-0	.000	0-0	.000	0	1	1	4.0	0	0	0	0	0	4	5.3	
at Alabama	1/27/15		17	6-8	.750	0-0	.000	0-0	.000	2	2	4	4.0	2	0	2	2	0	12	5.7	
ARKANSAS	1/31/15		9	0-0	.000	0-0	.000	1-2	.500	0	2	2	3.9	1	0	2	0	1	1	5.4	
at Vanderbilt	02/03/15		9	0-0	.000	0-0	.000	0-0	.000	0	1	1	3.8	3	0	0	0	0	0	5.2	
KENTUCKY	2/7/15		11	0-0	.000	0-0	.000	0-2	.000	0	2	2	3.7	2	0	1	0	0	0	4.9	
OLE MISS	2/12/15		12	2-5	.400	0-0	.000	3-5	.600	3	3	6	3.8	2	0	0	0	0	7	5.0	
at Texas A&M	02/14/15		17	5-5	1.000	0-0	.000	1-3	.333	1	0	1	3.7	2	0	0	4	0	11	5.3	
VANDERBILT	2/18/15		17	1-4	.250	0-0	.000	0-2	.000	0	4	4	3.7	4	0	2	5	0	2	5.1	
at LSU	02/21/15		16	3-6	.500	0-0	.000	0-0	.000	1	1	2	3.6	4	0	3	2	1	6	5.2	
at Mizzou	2/24/15		16	2-3	.667	0-1	.000	0-0	.000	0	2	2	3.5	3	0	3	1	0	4	5.1	
TENNESSEE	2/28/15		8	2-2	1.000	0-0	.000	0-0	.000	0	2	2	3.5	0	0	0	1	1	4	5.1	
TEXAS A&M	3/3/15		19	1-2	.500	0-0	.000	0-0	.000	0	2	2	3.4	2	0	0	1	0	2	5.0	
at Kentucky	03/07/15		12	2-3	.667	0-0	.000	0-0	.000	1	4	5	3.5	3	0	1	0	0	4	4.9	
vs Alabama	03/12/15		13	0-1	.000	0-0	.000	0-0	.000	1	2	3	3.5	3	0	0	1	1	0	4.8	
vs Kentucky	03/13/15		7	1-2	.500	0-0	.000	0-0	.000	2	2	4	3.5	2	0	1	0	0	2	4.7	
Totals			6	453	64-119	.538	0-3	.000	17-44	.386	41	67	108	3.5	63	2	32	36	10	145	4.7

Games played: 31
 Minutes/game: 14.6
 Points/game: 4.7
 FG Pct: 53.8
 3FG Pct: 0.0
 FT Pct: 38.6

Rebounds/game: 3.5
 Assists/game: 0.1
 Turnovers/game: 1.0
 Assist/turnover ratio: 0.1
 Steals/game: 0.3
 Blocks/game: 1.2

C. WALKER GAME HIGHS

Points	2014-15/Career	13, vs. Yale (12/8/14)
Rebounds	2014-15	6, 4x, last at Georgia (1/17/15)
Career	6, 5x, last at Georgia (1/17/15)	
Field Goals	2014-15/Career	6, 3x, last at Alabama (1/27/15)
Field Goal Attempts	2014-15/Career	12, vs. Texas Southern (12/12/14)
3-Point Field Goals	2014-15/Career	---
3-Point Attempts	2014-15/Career	1, 3x, last at Missouri (2/24/15)
Free Throws	2014-15/Career	3, 3x, last vs. Ole Miss (2/12/15)
Free Throw Attempts	2014-15/Career	5, vs. Ole Miss (2/12/15)
Assists	2014-15	1, 2x, last vs. MSU (1/10/15)
Career	1, 3x, last vs. MSU (1/10/15)	
Steals	2014-15/Career	2, 2x, last vs. LSU (1/20/15)
Blocked Shots	2014-15/Career	5, vs. Vanderbilt (2/18/15)
Minutes Played	2014-15/Career	26, vs. ULM (11/21/14)

WALK-ONS (MINUS KURTZ)

#42 BILLY DONOVAN


SENIOR (R) | GUARD | 6-2 | 192 | GAINESVILLE, FLA. | CATHOLIC UNIVERSITY

OVERVIEW

- Transferred to UF from Catholic University in Washington, D.C., to walk on in Summer 2012.
- Played in 16 games as a junior last season.
- Graduated in Spring 2014 and enrolled in grad school.
- Appeared in 46 games with 19 starts at CUA, averaging 4.0 points and 1.7 rebounds per game.

2014-15 HIGHLIGHTS

- Walk-on who wants to go into high school coaching.
- Will dress for games as needed this season, also assisting the team video staff during some games.



Season	gp-gs	min/avg	Total		3-Point		F-Throws			Rebounds				Scoring						
			fg-fga	pct	fg-fga	pct	ft-fa	pct	off	def	tot	avg	pf	fo	ast	to	blk	stl	pts	avg
2010-11*	19-0	82/4.3	10-25	.400	4-13	.308	3-6	.500	2	7	9	0.5	10	0	6	10	0	2	27	1.4
2011-12*	27-19	496/18.4	46-132	.348	32-93	.344	34-48	.708	18	50	68	2.5	38	0	49	39	0	11	158	5.9
2013-14	16-0	44/2.8	0-9	.000	0-8	.000	4-4	1.000	0	4	4	0.3	7	0	3	3	0	2	4	0.3
TOTAL	16-0	44/2.8	0-9	.000	0-8	.000	4-4	1.000	0	4	4	0.3	7	0	3	3	0	2	4	0.3
All*	62-19	622/10.0	56-166	.337	36-114	.316	41-58	.707	20	61	81	1.3	55	0	58	52	0	15	189	3.0

#14 LEXX EDWARDS


SENIOR | GUARD | 6-1 | 220 | ORLANDO, FLA. | JONES

OVERVIEW

- Walk-on who enrolled at UF in Summer 2011.
- First earned a spot on the dress roster for UF's Nov. 16, 2013, game vs. Arkansas-Little Rock and dressed the remainder of the 2013-14 season.
- Outstanding student who attends UF on an academic scholarship and mentors local youth.

2014-15 HIGHLIGHTS

- Valuable member of the scout team who was a high school running back.
- Made spot appearances early in the season as the Gators dealt with injuries.
- Appeared in UF's SEC-home opener against Mississippi State and most recently in the Gators loss at Missouri.



Season	gp-gs	min/avg	Total		3-Point		F-Throws			Rebounds				Scoring						
			fg-fga	pct	fg-fga	pct	ft-fa	pct	off	def	tot	avg	pf	fo	ast	to	blk	stl	pts	avg
2013-14	11-0	15/1.4	0-1	.000	0-0	.000	0-0	.000	0	3	3	0.3	4	0	0	1	0	0	0	0.0
2014-15	10-0	24/2.4	0-1	.000	0-1	.000	0-0	.000	0	5	5	0.5	5	0	1	0	0	0	0	0.0
TOTAL	21-0	39/1.9	0-2	.000	0-1	.000	0-0	.000	0	8	8	0.4	9	0	1	1	0	0	0	0.0

#24 ZACH HODSKINS

FRESHMAN | GUARD | 6-4 | 203 | ALPHARETTA, GA. | MILTON

OVERVIEW

- Walk-on who enrolled at UF for the Summer B term of 2014.
- Has a great 3-point stroke.
- Able to create looks off the dribble, particularly in the open floor.

2014-15 HIGHLIGHTS

- Comes to the Gators looking to contribute as a walk-on role.
- Saw his first action for the Orange & Blue in the closing minutes of the season opener vs. William & Mary.



Season	gp-gs	min/avg	Total		3-Point		F-Throws			Rebounds				Scoring						
			fg-fga	pct	fg-fga	pct	ft-fa	pct	off	def	tot	avg	pf	fo	ast	to	blk	stl	pts	avg
2014-15	4-0	7/1.8	0-2	.000	0-1	.000	0-0	.000	0	0	0	0.0	1	0	0	1	0	0	0	0.0
TOTAL	4-0	7/1.8	0-2	.000	0-1	.000	0-0	.000	0	0	0	0.0	1	0	0	1	0	0	0	0.0

UNAVAILABLE FOR THE SEASON


#25 DEVON WALKER

JUNIOR | GUARD/FORWARD | 6-6 | 203 | WINTER HAVEN, FLA. | WINTER HAVEN

OVERVIEW

- Will miss the 2014-15 season after suffering a torn ACL during offseason work in July 2014.
- Has played in 60 career games with seven starts, averaging 1.8 points and 1.0 rebounds.
- Had back-to-back 10-point games vs. Southern and Middle Tennessee.
- Athletic and versatile wing player with the ability to contribute at three positions.
- Lengthy, intelligent and hard-working player, making him an asset on the defensive end of the floor.

Season	gp-gs	min/avg	Total		3-Point		F-Throws		Rebounds				Scoring							
			fg-fga	pct	fg-fga	pct	ft-fa	pct	off	def	tot	avg	pf	fo	ast	to	blk	stl	pts	avg
2012-13	25-0	99/4.0	4-22	.182	1-7	.143	11-14	.786	6	11	17	0.7	10	0	2	3	4	2	20	0.8
2013-14	35-7	423/12.1	25-81	.309	19-63	.302	16-24	.667	11	32	43	1.2	30	0	19	20	13	13	85	2.4
TOTAL	60-7	522/8.7	29-103	.282	20-70	.286	27-38	.711	17	43	60	1.0	40	0	21	23	17	15	105	1.8



CAREER VS. KENTUCKY

	Date	GS	Min	FG	FGA	Pct	3FG	FGA	Pct	FT	FTA	Pct	Off	Def	Tot	PF	A	TO	Blk	Stl	Pts	
KENTUCKY	2/12/13	1	0	0	0	.000	0	0	.000	0	0	.000	0	0	0	0	0	0	0	0	0	0
at Kentucky	2/15/14	5	0	2	0	.000	0	1	.000	0	0	.000	0	1	1	2	1	1	0	0	0	0
KENTUCKY	3/8/14	9	1	2	5	.500	1	2	.500	0	2	.000	0	2	2	2	0	0	1	0	3	3
vs Kentucky	3/16/14	7	0	1	0	.000	0	1	.000	0	0	.000	0	1	1	1	0	1	0	0	0	0
Totals	4 Games	22	1	5	2	.200	1	4	.250	0	2	.000	0	4	4	5	1	2	1	0	3	3

#15 JOHN EGBUNU

SOPHOMORE | CENTER | 6-11 | 266
BAUCHI, NIGERIA | USF



OVERVIEW

- Transferred to UF in Summer 2014, following one season at USF, and will sit out 2014-15 season per NCAA transfer regulations.
- An immediate contributor at USF, where he started 31 games and earned a spot on the AAC All-Rookie Team with 7.4 points and 6.2 rebounds per game while shooting .589 from the field.

USF STATS

Season	GP	GS	Min	Avg	FG	FGA	Pct	3FG	3A	Pct	FT	FTA	Pct
2013-14	32	31	793	24.8	78	151	.589	0	1	.000	60	110	.545

Season	OR	DR	Tot	Avg	PF	FO	Ast	TO	Blk	Stl	Pts	Avg
2013-14	80	118	198	6.2	92	1	12	55	43	10	238	7.4

#2 BRANDONE FRANCIS

FRESHMAN | GUARD | 6-5 | 205
LA ROMANA, DOMINICAN REPUBLIC
ARLINGTON COUNTRY DAY



OVERVIEW

- Great size and strength on the perimeter.
- Solid all-around offensive game and good rebounder from the guard position.
- Ruled ineligible for the 2014-15 season, but became eligible to practice with the team following the completion of the Fall semester.

#32 SCHUYLER RIMMER

SOPHOMORE | F/C | 6-10 | 250
ORLANDO, FLA. | STANFORD



OVERVIEW

- Mid-year transfer from Stanford in 2014-15 who will walk on and be eligible for competition following the conclusion of the Fall 2015 semester at UF, per NCAA transfer regulations.
- Appeared in 16 games and scored eight points for the Cardinal.
- A big body down low who can score off a jump shot or cleaning up the glass.
- Rated a three-star prospect out of high school by ESPN.com and Rivals.

STANFORD STATS

Season	GP	GS	Min	Avg	FG	FGA	Pct	3FG	3A	Pct	FT	FTA	Pct
2013-14	14	0	69	4.9	3	9	.333	0	0	-	1	7	.143
2014-15	2	0	6	3.0	0	0	-	0	0	-	1	2	.500
Totals	16	0	75	4.7	3	9	.333	0	0	-	2	9	.222

Season	OR	DR	Tot	Avg	PF	FO	Ast	TO	Blk	Stl	Pts	Avg
2013-14	1	8	9	0.6	11	0	0	5	1	0	7	0.5
2014-15	1	1	2	1.0	0	0	0	0	0	0	1	0.5
Totals	2	9	11	0.7	11	0	0	5	1	0	8	0.5

2014-15 BOX SCORES

Official Basketball Box Score -- Game Totals -- Final Statistics
Florida vs Kentucky
3/13/15 12:00 pm CT at SEC Men's Basketball Tourney - Nashville

Florida 49 • 16-17, 8-10

#	Player	Total FG-FGA	3-Ptr FG-FGA	FT-FTA	Rebounds			PF	TP	A	TO	Blk	Stl	Min
					Off	Def	Tot							
10	Finney-Smith, Dorian	2-10	0-2	0-0	3	5	8	3	4	3	0	1	0	29
21	Horford, Jon	7-10	1-2	0-0	2	1	3	3	15	0	0	1	0	27
00	Hill, Kasey	4-10	0-0	0-0	0	1	1	3	8	4	4	1	0	35
01	Carter, Eli	5-10	1-3	0-0	0	1	1	2	11	3	1	0	3	26
11	Chiozza, Chris	0-2	0-0	0-0	0	3	3	1	0	2	2	0	0	24
03	Robinson, Devin	1-4	0-0	1-3	0	2	2	2	3	0	0	1	0	19
05	Murphy, Alex	1-3	0-1	0-0	1	3	4	0	2	0	1	0	0	10
20	Frazier, Michael	0-4	0-3	2-2	0	0	0	2	2	0	3	0	0	17
23	Walker, Chris	1-2	0-0	0-0	2	2	4	2	2	0	1	0	0	7
30	Kurtz, Jacob	1-1	0-0	0-0	0	1	1	0	2	0	0	0	0	6
	Team				3	3	6							
Totals		22-56	2-11	3-5	11	22	33	18	49	12	12	4	3	200

FG % 1st Half: 13-29 44.8% 2nd half: 9-27 33.3% Game: 22-56 39.3% Deadball
 3FG % 1st Half: 1-6 16.7% 2nd half: 1-5 20.0% Game: 2-11 18.2% Rebounds
 FT % 1st Half: 0-1 0.0% 2nd half: 3-4 75.0% Game: 3-5 60.0% 0

Kentucky 64 • 32-0, 18-0

#	Player	Total FG-FGA	3-Ptr FG-FGA	FT-FTA	Rebounds			PF	TP	A	TO	Blk	Stl	Min
					Off	Def	Tot							
12	Karl-Anthony Towns	5-10	0-0	3-3	6	6	12	0	13	0	0	1	0	27
15	Willie Cauley-Stein	2-9	0-0	5-6	3	1	4	3	9	1	0	2	0	21
41	Trey Lyles	1-8	0-0	5-6	3	3	6	1	7	0	1	0	0	25
02	Aaron Harrison	4-8	1-3	4-4	1	2	3	1	13	0	1	1	0	28
05	Andrew Harrison	4-9	1-3	0-0	0	3	3	1	9	2	0	0	2	32
00	Marcus Lee	0-0	0-0	0-0	0	0	0	0	0	0	0	0	0	2
01	Devin Booker	2-6	0-2	0-0	1	2	3	3	4	0	1	0	0	22
03	Tyler Ulis	2-4	1-2	2-2	0	2	2	0	7	4	1	0	3	32
44	Dakari Johnson	1-2	0-0	0-2	0	3	3	2	2	0	2	2	0	11
	Team				2	1	3							
Totals		21-56	3-10	19-23	16	23	39	11	64	7	7	6	5	200

FG % 1st Half: 12-33 36.4% 2nd half: 9-23 39.1% Game: 21-56 37.5% Deadball
 3FG % 1st Half: 1-6 16.7% 2nd half: 2-4 50.0% Game: 3-10 30.0% Rebounds
 FT % 1st Half: 6-8 75.0% 2nd half: 13-15 86.7% Game: 19-23 82.6% 1.2

Officials: Tony Greene, Pat Adams, Joe Lindsay
 Technical fouls: Florida-None. Kentucky-None.
 Attendance:

Score by periods	1st	2nd	Total
Florida	27	22	49
Kentucky	31	33	64

Points	In	Off	2nd	Fast	Bench
UF	28	4	6	4	11
UK	28	15	12	7	13

Last FG - UF 2nd-01:23, UK 2nd-02:25.
 Largest lead - UF by 5 1st-16:29, UK by 17 2nd-02:25.
 UF led for 08:50, UK led for 29:11. Game was tied for 01:59.

Score tied - 3 times.
 Lead changed - 2 times.

MISCELLANEOUS STATS

Times Led UF in Scoring*

<i>*Includes times tied</i>	Season	Career
Dorian Finney-Smith	15	19
Devin Robinson	6	6
Michael Frazier II	5	15
Eli Carter	5	5
Kasey Hill	3	3
Jon Horford	1	1
Alex Murphy	1	1

Times Led UF in Rebounding*

<i>*Includes times tied</i>	Season	Career
Dorian Finney-Smith	16	34
Jon Horford	8	8
Michael Frazier II	5	10
Jacob Kurtz	5	6
Chris Walker	4	5
Devin Robinson	4	4
Eli Carter	1	1
Chris Chiozza	1	1
DeVon Walker	0	1

Times Led UF in Assists*

<i>*Includes times tied</i>	Season	Career
Kasey Hill	24	40
Chris Chiozza	7	7
Eli Carter	5	5
Dorian Finney-Smith	4	9
Jacob Kurtz	3	3
Michael Frazier II	1	2

Double-Figure Scoring Games

	Season	Career
Dorian Finney-Smith	22	36
Michael Frazier II	18	51
Eli Carter	12	12
Devin Robinson	10	10
Jon Horford	9	9
Kasey Hill	5	8
Chris Walker	5	5
Chris Chiozza	3	3
Alex Murphy	2	2
Jacob Kurtz	1	1
DeVon Walker	0	2

20-Point Games

	Season	Career
Michael Frazier II	4	8
Dorian Finney-Smith	4	5
Eli Carter	3	3
Kasey Hill	1	1

Double-Figure Rebounding Games

	Season	Career
Dorian Finney-Smith	3	8
Jon Horford	1	1
Jacob Kurtz	1	1

Double-Doubles

	Season	Career
Dorian Finney-Smith	3	5
Jon Horford	1	1

Dunks (Season Total: 84)

	Season	Career
Dorian Finney-Smith	23	37
Chris Walker	20	25
Devin Robinson	18	18
Jon Horford	13	13
Alex Murphy	6	6
Kasey Hill	2	2
Michael Frazier II	1	4
Jacob Kurtz	1	1
DeVon Walker	0	2

Charges Drawn (Season Total: 31)

	Season	Career
Jacob Kurtz	9	9
Eli Carter	7	7
Alex Murphy	5	5
Michael Frazier II	4	5
Devin Robinson	3	3
Chris Chiozza	2	2
Chris Walker	1	1
Billy Donovan	0	1

Bench Scoring

Opponents	523
Florida	662

Point Distribution (%)

Freshmen	342 (16.3%)
Sophomores	381 (18.1%)
Juniors	1,045 (49.7%)
Seniors	333 (15.8%)
TOTAL	2,101 pts

Technical Fouls

Opponents	1
Florida	1

Technical Foul Free Throws

Opponents	2-2
Florida	2-2

Jump Balls Controlled

Opponents	23
Florida	10

First-Half Timeouts Called

Opponents	37
Florida	40

3-Second Violations

Opponents	2
Florida	3

Shot Clock Expired

Opponents	11
Florida	17

5-Second Violation (inbounds)

Opponents	3
Florida	2

5-Second Violation (guarding)

Opponents	0
Florida	0

10-Second Violation

Opponents	1
Florida	0

Backcourt Violation

Opponents	0
Florida	1

Florida's First Sub*

<i>*Includes all when multiple players enter</i>	
Chris Walker	11
Chris Chiozza	10
Jacob Kurtz	10
Eli Carter	4
Devin Robinson	4
Dorian Finney-Smith	4
Michael Frazier II	3
Alex Murphy	2
Jon Horford	1

Scored UF's First Points

Jon Horford	11
Michael Frazier II	7
Kasey Hill	4
Devin Robinson	4
Dorian Finney-Smith	3
Jacob Kurtz	2
Alex Murphy	1
Eli Carter	1

How Scored UF's First Points

Layup	12
3-Pointer	9
Jump Shot	9
Free Throw	2
Dunk	1

Three-Point Plays

	Season	Career
Devin Robinson	5-10	5-10
Michael Frazier II	3-3	5-5
Dorian Finney-Smith	3-6	10-17
Kasey Hill	3-7	3-10
Jacob Kurtz	2-4	4-8
Eli Carter	2-3	2-3
Alex Murphy	1-2	1-2
Chris Walker	1-5	2-7
Chris Chiozza	0-2	0-2
Jon Horford	0-1	0-1
DeVon Walker	0-0	0-1
TOTALS	19-41	31-64

Four-Point Plays

	Season	Career
Michael Frazier II	0-0	1-1
TOTALS	0-0	1-1

3-Pointer Streak - Team

Florida:	797 (at UK, 1/11/92)
Opponents:	557 (FAMU,12/04/99)

Players in Double Figures

Players	Games
1	2
2	15
3	10
4	5
5	1
6	0

Runs

Run	Occurrences
8-0	13
9-0	3
10-0	4
11-0	5
12-0	1
13-0	3
14-0	2
15-0	5
16-0	0
17-0	0
18-0	0
19-0	0
20-0	0
21-0+	0

MISCELLANEOUS STATS

Lineups and Record

Listed by position 1-5; Ordered by most occurrences

Hill, Carter, Frazier, Finney-Smith, Horford	3-3
Hill, Chiozza, Robinson, Finney-Smith, Walker	3-1
Hill, Frazier, Robinson, Finney-Smith, Horford	3-1
Chiozza, Hill, Carter, Finney-Smith, Horford	1-2
Hill, Carter, Murphy, Robinson, Horford	1-2
Chiozza, Hill, Carter, Kurtz, Horford	2-0
Hill, Frazier, Kurtz, Finney-Smith, Horford	1-1
Hill, Frazier, Robinson, Kurtz, Horford	1-1
Hill, Carter, Robinson, Finney-Smith, Horford	0-2
Chiozza, Frazier, Robinson, Finney-Smith, Horford	1-0
Hill, Carter, Frazier, Kurtz, Horford	0-1
Hill, Chiozza, Frazier, Finney-Smith, Walker	0-1
Hill, Frazier, Murphy, Finney-Smith, Horford	0-1
Hill, Frazier, Robinson, Horford, C. Walker	0-1

Note: Streak stats below are consecutive **team** games. A player's streak starts over if he misses a game.

Consecutive Games Played

Kasey Hill 44; Chris Chiozza 33; Jacob Kurtz 33; Devin Robinson 33; Chris Walker 31; Alex Murphy 23; Eli Carter 22; Jon Horford 18; Dorian Finney-Smith 5; Michael Frazier II 3

Consecutive Starts

Kasey Hill 21; Jon Horford 16; Eli Carter 15; Chris Chiozza 5; Dorian Finney-Smith 3

Consecutive Games Scored

Eli Carter 20; Alex Murphy 10; Jon Horford 9; Devin Robinson 8; Kasey Hill 8; Dorian Finney-Smith 5; Michael Frazier II 3; Jacob Kurtz 1; Chris Walker 1

Consecutive Games with a 3-Pointer

Eli Carter 5; Jon Horford 1

Consecutive Games with a Rebound

Chris Walker 31; Jon Horford 16; Devin Robinson 12; Eli Carter 5; Dorian Finney-Smith 5; Kasey Hill 4; Alex Murphy 3; Chris Chiozza 2; Jacob Kurtz 2

Consecutive Games with an Assist

Kasey Hill 33; Chris Chiozza 19; Dorian Finney-Smith 4; Eli Carter 3

Consecutive Games with a Steal

Eli Carter 1

Consecutive Made Free Throws

	Active Streak	Season High
Michael Frazier II	4	33
Eli Carter	3	13
Jon Horford	1	11
Kasey Hill	0	9
Jacob Kurtz	0	9
Dorian Finney-Smith	2	8
Alex Murphy	0	7
Devin Robinson	0	7
Chris Chiozza	0	4
Chris Walker	0	3
Billy Donovan	4	0

Scoring Margin

Largest Lead: 49, vs. Yale, 12/8/14

Largest Deficit: 18, vs. North Carolina, 11/28/14; vs. LSU, 1/20/15; at Kentucky, 3/7/15

Largest Deficit Overcome: 12, vs. Louisiana-Monroe, 11/21/14

Largest Lead Lost: 18, at Kansas, 12/5/14

Situational Records

	2014-15	Under Donovan
Controlling the Tip	6-7	262-91
Scoring First	10-5	286-86
Leading at Half	13-7	375-51
Trailing at Half	3-10	69-128
Tied at Half	0-0	17-7
Leading with 5:00 Left	15-3	429-31
Trailing with 5:00 Left	1-14	18-144
Tied with 5:00 Left	0-0	11-8
In Overtime	1-1	17-16
When UF Outrebounds Opponent	13-2	319-65
When UF is Outrebounded	3-13	124-110
When Rebounds are the Same	0-2	21-11
When UF Commits More Turnovers	3-7	137-114
When UF Forces More Turnovers	13-7	299-57
When Turnovers are the Same	0-3	26-14
When UF Has More Free Throw Attempts	11-1	329-56
When Opponent Has More Free Throw Attempts	5-15	115-123
When Free Throw Attempts are the Same	0-1	17-5
When UF Shoots 50% or Better from the Field	5-2	217-22
When UF Shoots Less Than 50% from the Field	11-15	246-163
When Opponent Shoots 50% or Better from the Field	0-2	23-62
When Opponent Shoots Less Than 50% from the Field	16-15	441-121
When UF Shoots Better Than Opponent from the Field	12-6	388-53
When Opponent Shoots Better Than UF from the Field	4-11	72-128
When UF Shoots 40% or Better from 3-Point Range	5-3	219-40
When UF Shoots Less Than 40% from 3-Point Range	11-14	241-144
When UF Shoots Better Than Opponent from 3-Point Range	8-6	315-57
When UF Shoots 80% or Better from the Line	2-1	96-30
When UF Shoots Less Than 80% from the Line	14-16	363-154
When UF Bench Outscores Opponent's	16-7	289-90
When Opponent Bench Outscores UF's	0-10	162-88
When Bench Scoring is the Same	0-0	12-7
Following a UF win	7-9	334-124
Following a UF loss	8-8	110-60
When 3 or More Players Score in Double Figures	5-6	374-115
When 4 or More Players Score in Double Figures	3-2	245-47
When 5 or More Players Score in Double Figures	1-0	95-7
In White Uniforms	13-7	338-67
In Blue Uniforms	3-9	100-97
In Black Uniforms	0-0	14-12
In Orange Uniforms	0-1	6-6
In Platinum (Gray) Uniforms	0-0	0-1
In November	3-3	86-13
In December	4-2	99-29
In January	5-4	107-41
In February	2-6	90-57
In March	2-2	81-43
In April	0-0	4-3
On Sunday	1-0	50-21
On Monday	1-1	28-6
On Tuesday	2-4	64-33
On Wednesday	2-1	80-33
On Thursday	3-1	44-8
On Friday	3-3	56-15
On Saturday	4-7	145-70

2014-15 Florida Basketball
 Florida Combined Team Statistics (as of Mar 13, 2015)
 All games

RECORD:	OVERALL	HOME	AWAY	NEUTRAL
ALL GAMES	16-17	11-5	2-9	3-3
CONFERENCE	8-10	6-3	2-7	0-0
NON-CONFERENCE	8-7	5-2	0-2	3-3

##	Player	gp-gs	min	avg	Total		3-Point		F-Throw		Rebounds				pf	dq	a	to	blk	stl	pts	avg		
					fg-fga	fg%	3fg-fga	3fg%	ft-fa	ft%	off	def	tot	avg										
10	Finney-Smith, Dorian	28-24	782	27.9	137-290	.472	49-115	.426	44-75	.587	73	101	174	6.2	74	4	44	54	24	32	367	13.1		
20	Frazier, Michael	26-19	759	29.2	98-235	.417	57-150	.380	61-70	.871	23	84	107	4.1	44	0	37	46	2	31	314	12.1		
01	Carter, Eli	28-17	686	24.5	85-235	.362	43-141	.305	34-42	.810	7	48	55	2.0	46	1	55	44	0	24	247	8.8		
00	Hill, Kasey	33-32	1000	30.3	89-235	.379	8-29	.276	50-95	.526	13	64	77	2.3	66	1	149	72	8	32	236	7.2		
21	Horford, Jon	31-28	621	20.0	78-161	.484	13-51	.255	32-41	.780	48	101	149	4.8	67	0	10	18	27	10	201	6.5		
03	Robinson, Devin	33-17	628	19.0	78-194	.402	21-82	.256	35-55	.636	27	65	92	2.8	57	2	23	31	13	17	212	6.4		
05	Murphy, Alex	23-4	327	14.2	42-92	.457	6-33	.182	27-44	.614	11	35	46	2.0	34	1	6	21	6	9	117	5.1		
23	Walker, Chris	31-6	453	14.6	64-119	.538	0-3	.000	17-44	.386	41	67	108	3.5	63	0	2	32	36	10	145	4.7		
30	Kurtz, Jacob	33-7	610	18.5	51-85	.600	0-2	.000	30-43	.698	51	66	117	3.5	47	0	32	36	1	23	132	4.0		
11	Chiozza, Chris	33-11	752	22.8	44-113	.389	21-65	.323	21-44	.477	13	59	72	2.2	54	1	72	41	1	39	130	3.9		
14	Edwards, Lexx	10-0	24	2.4	0-1	.000	0-1	.000	0-0	.000	0	5	5	0.5	5	0	1	0	0	0	0	0.0		
24	Hodskins, Zach	4-0	7	1.8	0-2	.000	0-1	.000	0-0	.000	0	0	0	0.0	1	0	0	1	0	0	0	0.0		
12	Graham, Dillon	1-0	3	3.0	0-1	.000	0-1	.000	0-0	.000	0	0	0	0.0	0	0	0	0	0	1	0	0.0		
Team											41	52	93											
Total.....		33	6652		766-1763	.434	218-674	.323	351-553	.635	348	747	1095	33.2	558	10	431	409	118	228	2101	63.7		
Opponents.....		33	6650		673-1648	.408	170-519	.328	464-623	.745	307	751	1058	32.1	521	-	348	452	130	182	1982	60.1		

TEAM STATISTICS	UF	OPP	Date	Opponent	Score	Att.		
SCORING	2101	1982	11/14/14	WILLIAM & MARY	w 68-45	10861		
Points per game	63.7	60.1	11/17/14	MIAMI	L 67-69	11156		
Scoring margin	+3.6	-	11/21/14	ULM	Wot 61-56	11003		
FIELD GOALS-ATT	766-1763	673-1648	1 11/26/14	vs Georgetown	Lot 65-66	3240		
Field goal pct	.434	.408	1 11/27/14	vs UAB	w 56-47	2408		
3 POINT FG-ATT	218-674	170-519	1 11/28/14	vs North Carolina	L 64-75	3298		
3-point FG pct	.323	.328	12/5/14	at Kansas	L 65-71	16300		
3-pt FG made per game	6.6	5.2	12/8/14	YALE	w 85-47	8711		
FREE THROWS-ATT	351-553	464-623	12/12/14	TEXAS SOUTHERN	w 75-50	9212		
Free throw pct	.635	.745	12/14/14	JACKSONVILLE	w 79-34	10123		
F-Throws made per game	10.6	14.1	2 12/20/14	vs Wake Forest	w 63-50	10175		
REBOUNDS	1095	1058	12/30/14	at Florida State	L 63-65	8273		
Rebounds per game	33.2	32.1	1/3/15	UCONN	L 59-63	11041		
Rebounding margin	+1.1	-	* 1/7/15	at South Carolina	w 72-68	12181		
ASSISTS	431	348	* 1/10/15	MISSISSIPPI STATE	w 72-47	11966		
Assists per game	13.1	10.5	* 1/15/15	AUBURN	w 75-55	10346		
TURNOVERS	409	452	* 1/17/15	at Georgia	L 61-73	10523		
Turnovers per game	12.4	13.7	* 1/20/15	LSU	L 61-79	10160		
Turnover margin	+1.3	-	* 1/24/15	at Ole Miss	L 71-72	8812		
Assist/turnover ratio	1.1	0.8	* 1/27/15	at Alabama	w 52-50	10759		
STEALS	228	182	* 1/31/15	ARKANSAS	w 57-56	11861		
Steals per game	6.9	5.5	* 2/3/15	at Vanderbilt	L 61-67	9815		
BLOCKS	118	130	* 2/7/15	KENTUCKY	L 61-68	12578		
Blocks per game	3.6	3.9	* 2/12/15	OLE MISS	L 61-62	10127		
ATTENDANCE	169123	157027	* 2/14/15	at Texas A&M	L 62-63	9418		
Home games-Avg/Game	16-10570	11-11577	* 2/18/15	VANDERBILT	w 50-47	9417		
Neutral site-Avg/Game	-	6-4947	* 2/21/15	at LSU	L 63-70	9203		
Score by Periods	1st	2nd	OT	Totals				
Florida	1044	1035	22	2101	* 2/28/15	TENNESSEE	w 66-49	11970
Opponents	895	1069	18	1982	* 3/3/15	TEXAS A&M	w 66-62	8591
					* 3/7/15	at Kentucky	L 50-67	24428
					3 3/12/15	vs Alabama	w 69-61	10563
					3 3/13/15	vs Kentucky	L 49-64	0

* = Conference game
 1 = Battle 4 Atlantis, Paradise Island, Bahamas
 2 = Orange Bowl Classic, BB&T Center, Sunrise, Fla.
 3 = SEC Tournament, Bridgestone Arena, Nashville, Tenn.

2014-15 Florida Basketball
 Florida Combined Team Statistics (as of Mar 07, 2015)
 Conference games

RECORD:	OVERALL	HOME	AWAY	NEUTRAL
ALL GAMES	8-10	6-3	2-7	0-0
CONFERENCE	8-10	6-3	2-7	0-0
NON-CONFERENCE	0-0	0-0	0-0	0-0

##	Player	gp-gs	min	avg	Total		3-Point		F-Throw		Rebounds				pf	dq	a	to	blk	stl	pts	avg
					fg-fga	fg%	3fg-fga	3fg%	ft-fa	ft%	off	def	tot	avg								
10	Finney-Smith, Dorian	15-12	420	28.0	72-153	.471	26-58	.448	23-37	.622	33	63	96	6.4	43	3	20	28	17	19	193	12.9
20	Frazier, Michael	11-6	309	28.1	34-76	.447	23-51	.451	33-34	.971	9	32	41	3.7	15	0	18	20	0	12	124	11.3
01	Carter, Eli	18-13	481	26.7	61-168	.363	31-104	.298	25-31	.806	5	34	39	2.2	27	0	36	28	0	13	178	9.9
00	Hill, Kasey	18-18	542	30.1	48-129	.372	6-21	.286	24-55	.436	9	36	45	2.5	36	1	85	43	5	21	126	7.0
03	Robinson, Devin	18-10	343	19.1	48-110	.436	10-39	.256	16-26	.615	16	34	50	2.8	28	0	11	19	6	9	122	6.8
05	Murphy, Alex	18-3	245	13.6	34-73	.466	6-27	.222	18-29	.621	8	23	31	1.7	29	1	4	15	4	7	92	5.1
21	Horford, Jon	16-14	279	17.4	28-68	.412	5-19	.263	13-20	.650	21	49	70	4.4	34	0	3	9	11	2	74	4.6
30	Kurtz, Jacob	18-3	300	16.7	25-41	.610	0-2	.000	24-32	.750	22	27	49	2.7	21	0	15	16	1	13	74	4.1
23	Walker, Chris	18-4	257	14.3	33-58	.569	0-2	.000	7-21	.333	18	38	56	3.1	41	0	1	20	22	6	73	4.1
11	Chiozza, Chris	18-7	413	22.9	20-59	.339	7-34	.206	10-24	.417	6	33	39	2.2	26	1	38	19	0	14	57	3.2
14	Edwards, Lexx	4-0	11	2.8	0-1	.000	0-1	.000	0-0	.000	0	1	1	0.3	2	0	0	0	0	0	0	0.0
Team											22	30	52				9					
Total.....		18	3600		403-936	.431	114-358	.318	193-309	.625	169	400	569	31.6	302	6	231	226	66	116	1113	61.8
Opponents.....		18	3600		380-900	.422	95-280	.339	264-349	.756	163	416	579	32.2	276	-	215	237	79	104	1119	62.2

TEAM STATISTICS	UF	OPP	Date	Opponent	Score	Att.
SCORING	1113	1119	* 1/7/15	at South Carolina	w 72-68	12181
Points per game	61.8	62.2	* 1/10/15	MISSISSIPPI STATE	w 72-47	11966
Scoring margin	-0.3	-	* 1/15/15	AUBURN	w 75-55	10346
FIELD GOALS-ATT	403-936	380-900	* 1/17/15	at Georgia	L 61-73	10523
Field goal pct	.431	.422	* 1/20/15	LSU	L 61-79	10160
3 POINT FG-ATT	114-358	95-280	* 1/24/15	at Ole Miss	L 71-72	8812
3-point FG pct	.318	.339	* 1/27/15	at Alabama	w 52-50	10759
3-pt FG made per game	6.3	5.3	* 1/31/15	ARKANSAS	w 57-56	11861
FREE THROWS-ATT	193-309	264-349	* 2/3/15	at Vanderbilt	L 61-67	9815
Free throw pct	.625	.756	* 2/7/15	KENTUCKY	L 61-68	12578
F-Throws made per game	10.7	14.7	* 2/12/15	OLE MISS	L 61-62	10127
REBOUNDS	569	579	* 2/14/15	at Texas A&M	L 62-63	9418
Rebounds per game	31.6	32.2	* 2/18/15	VANDERBILT	w 50-47	9417
Rebounding margin	-0.6	-	* 2/21/15	at LSU	L 63-70	9203
ASSISTS	231	215	* 2/24/15	at Mizzou	L 52-64	7631
Assists per game	12.8	11.9	* 2/28/15	TENNESSEE	w 66-49	11970
TURNOVERS	226	237	* 3/3/15	TEXAS A&M	w 66-62	8591
Turnovers per game	12.6	13.2	* 3/7/15	at Kentucky	L 50-67	24428
Turnover margin	+0.6	-				
Assist/turnover ratio	1.0	0.9				
STEALS	116	104				
Steals per game	6.4	5.8				
BLOCKS	66	79				
Blocks per game	3.7	4.4				
ATTENDANCE	97016	102770				
Home games-Avg/Game	9-10780	9-11419				
Neutral site-Avg/Game	-	0-0				

* = Conference game
 1 = Battle 4 Atlantis, Paradise Island, Bahamas
 2 = Orange Bowl Classic, BB&T Center, Sunrise, Fla.

Score by Periods	1st	2nd	Totals
Florida	558	555	1113
Opponents	509	610	1119

2014-15 Florida Basketball
Florida Combined Team Statistics (as of Apr 21, 2015)
SEC Tournament

RECORD:	OVERALL	HOME	AWAY	NEUTRAL
ALL GAMES	1-1	0-0	0-0	1-1
CONFERENCE	0-0	0-0	0-0	0-0
NON-CONFERENCE	1-1	0-0	0-0	1-1

##	Player	gp-gs	min	avg	Total		3-Point		F-Throw		Rebounds				pf	dq	a	to	blk	stl	pts	avg		
					fg-fga	fg%	3fg-fga	3fg%	ft-fta	ft%	off	def	tot	avg										
10	Finney-Smith, Dorian	2-2	62	31.0	9-24	.375	4-11	.364	5-7	.714	9	10	19	9.5	5	0	4	1	1	0	27	13.5		
01	Carter, Eli	2-2	50	25.0	9-20	.450	3-9	.333	1-1	1.000	0	3	3	1.5	3	0	4	1	0	3	22	11.0		
21	Horford, Jon	2-2	40	20.0	9-13	.692	1-3	.333	0-0	.000	2	3	5	2.5	6	0	1	0	1	0	19	9.5		
03	Robinson, Devin	2-0	35	17.5	3-7	.429	1-2	.500	6-9	.667	0	3	3	1.5	2	0	0	0	1	0	13	6.5		
00	Hill, Kasey	2-2	62	31.0	5-11	.455	0-0	.000	0-2	.000	0	3	3	1.5	6	0	7	6	1	1	10	5.0		
05	Murphy, Alex	2-0	22	11.0	3-7	.429	0-3	.000	3-4	.750	1	6	7	3.5	1	0	0	2	0	0	9	4.5		
20	Frazier, Michael	2-0	40	20.0	1-14	.071	1-11	.091	4-5	.800	1	1	2	1.0	4	0	1	3	0	0	7	3.5		
11	Chiozza, Chris	2-2	50	25.0	2-5	.400	1-1	1.000	2-3	.667	2	6	8	4.0	5	0	6	3	0	0	7	3.5		
30	Kurtz, Jacob	2-0	19	9.5	1-1	1.000	0-0	.000	0-0	.000	1	2	3	1.5	1	0	0	1	0	0	2	1.0		
23	Walker, Chris	2-0	20	10.0	1-3	.333	0-0	.000	0-0	.000	3	4	7	3.5	5	0	0	1	1	1	2	1.0		
Team											4	4	8											
Total.....		2	400		43-105	.410	11-40	.275	21-31	.677	23	45	68	34.0	38	0	23	18	5	5	118	59.0		
Opponents.....		2	400		40-98	.408	7-24	.292	38-46	.826	19	44	63	31.5	31	2	16	16	8	10	125	62.5		

TEAM STATISTICS	UF	OPP	Date	Opponent	Score	Att.
SCORING	118	125	3	3/12/15	vs Alabama	W 69-61 10563
Points per game	59.0	62.5	3	3/13/15	vs Kentucky	L 49-64 18205
Scoring margin	-3.5	-	* = Conference game			
FIELD GOALS-ATT	43-105	40-98	1 = Battle 4 Atlantis, Paradise Island, Bahamas			
Field goal pct	.410	.408	2 = Orange Bowl Classic, BB&T Center, Sunrise, Fla.			
3 POINT FG-ATT	11-40	7-24	3 = SEC Tournament, Bridgestone Arena, Nashville, Tenn.			
3-point FG pct	.275	.292				
3-pt FG made per game	5.5	3.5				
FREE THROWS-ATT	21-31	38-46				
Free throw pct	.677	.826				
F-Throws made per game	10.5	19.0				
REBOUNDS	68	63				
Rebounds per game	34.0	31.5				
Rebounding margin	+2.5	-				
ASSISTS	23	16				
Assists per game	11.5	8.0				
TURNOVERS	18	16				
Turnovers per game	9.0	8.0				
Turnover margin	-1.0	-				
Assist/turnover ratio	1.3	1.0				
STEALS	5	10				
Steals per game	2.5	5.0				
BLOCKS	5	8				
Blocks per game	2.5	4.0				
ATTENDANCE	0	28768				
Home games-Avg/Game	0-0	0-0				
Neutral site-Avg/Game	-	2-14384				

Score by Periods	1st	2nd	Totals
Florida	60	58	118
Opponents	60	65	125

2014-15 Florida Basketball
 Florida Category Leaders (as of Mar 13, 2015)
 All games

Points	G	Pts	Pts/G
Finney-Smith, Dorian	28	367	13.1
Frazier, Michael	26	314	12.1
Carter, Eli	28	247	8.8
Hill, Kasey	33	236	7.2
Robinson, Devin	33	212	6.4
Horford, Jon	31	201	6.5
Walker, Chris	31	145	4.7
Kurtz, Jacob	33	132	4.0
Chiozza, Chris	33	130	3.9
Murphy, Alex	23	117	5.1

Scoring Average	G	Pts	Avg/G
Finney-Smith, Dorian	28	367	13.1
Frazier, Michael	26	314	12.1
Carter, Eli	28	247	8.8
Hill, Kasey	33	236	7.2
Horford, Jon	31	201	6.5
Robinson, Devin	33	212	6.4
Murphy, Alex	23	117	5.1
Walker, Chris	31	145	4.7
Kurtz, Jacob	33	132	4.0
Chiozza, Chris	33	130	3.9
Edwards, Lexx	10	0	0.0
Graham, Dillon	1	0	0.0
Hodskins, Zach	4	0	0.0

FG Percentage	FG	Att	Pct
Kurtz, Jacob	51	85	.600
Walker, Chris	64	119	.538
Horford, Jon	78	161	.484
Finney-Smith, Dorian	137	290	.472
Murphy, Alex	42	92	.457
Frazier, Michael	98	235	.417
Robinson, Devin	78	194	.402
Chiozza, Chris	44	113	.389
Hill, Kasey	89	235	.379
Carter, Eli	85	235	.362
Edwards, Lexx	0	1	.000
Hodskins, Zach	0	2	.000
Graham, Dillon	0	1	.000

Field Goal Attempts	G	Att	Att/G
Finney-Smith, Dorian	28	290	10.4
Frazier, Michael	26	235	9.0
Hill, Kasey	33	235	7.1
Carter, Eli	28	235	8.4
Robinson, Devin	33	194	5.9

Field Goals Made	G	Made	Made/G
Finney-Smith, Dorian	28	137	4.9
Frazier, Michael	26	98	3.8
Hill, Kasey	33	89	2.7
Carter, Eli	28	85	3.0
Horford, Jon	31	78	2.5
Robinson, Devin	33	78	2.4

3-Point Percentage	3FG	Att	Pct
Finney-Smith, Dorian	49	115	.426
Frazier, Michael	57	150	.380
Chiozza, Chris	21	65	.323
Carter, Eli	43	141	.305
Hill, Kasey	8	29	.276
Robinson, Devin	21	82	.256
Horford, Jon	13	51	.255
Murphy, Alex	6	33	.182
Graham, Dillon	0	1	.000
Edwards, Lexx	0	1	.000
Hodskins, Zach	0	1	.000
Walker, Chris	0	3	.000
Kurtz, Jacob	0	2	.000

3-Point FG Attempts	G	Att	Att/G
Frazier, Michael	26	150	5.8
Carter, Eli	28	141	5.0
Finney-Smith, Dorian	28	115	4.1
Robinson, Devin	33	82	2.5
Chiozza, Chris	33	65	2.0

3-Point FG Made	G	Made	Made/G
Frazier, Michael	26	57	2.2
Finney-Smith, Dorian	28	49	1.8
Carter, Eli	28	43	1.5
Chiozza, Chris	33	21	0.6
Robinson, Devin	33	21	0.6

Free Throw Percent	FG	Att	Pct
Frazier, Michael	61	70	.871
Carter, Eli	34	42	.810
Horford, Jon	32	41	.780
Kurtz, Jacob	30	43	.698
Robinson, Devin	35	55	.636
Murphy, Alex	27	44	.614
Finney-Smith, Dorian	44	75	.587
Hill, Kasey	50	95	.526
Chiozza, Chris	21	44	.477
Walker, Chris	17	44	.386

Free Throw Attempts	G	Att	Att/G
Hill, Kasey	33	95	2.9
Finney-Smith, Dorian	28	75	2.7
Frazier, Michael	26	70	2.7
Robinson, Devin	33	55	1.7
Murphy, Alex	23	44	1.9
Walker, Chris	31	44	1.4
Chiozza, Chris	33	44	1.3

Free Throws Made	G	Made	Made/G
Frazier, Michael	26	61	2.3
Hill, Kasey	33	50	1.5
Finney-Smith, Dorian	28	44	1.6
Robinson, Devin	33	35	1.1
Carter, Eli	28	34	1.2

2014-15 Florida Basketball
 Florida Category Leaders (as of Mar 13, 2015)
 All games

<u>Rebounds</u>	<u>G</u>	<u>Reb</u>	<u>Reb/G</u>
Finney-Smith, Dorian	28	174	6.2
Horford, Jon	31	149	4.8
Kurtz, Jacob	33	117	3.5
Walker, Chris	31	108	3.5
Frazier, Michael	26	107	4.1

<u>Assists</u>	<u>G</u>	<u>No.</u>	<u>Ast/G</u>
Hill, Kasey	33	149	4.5
Chiozza, Chris	33	72	2.2
Carter, Eli	28	55	2.0
Finney-Smith, Dorian	28	44	1.6
Frazier, Michael	26	37	1.4

<u>Rebound Average</u>	<u>G</u>	<u>Reb</u>	<u>Avg/G</u>
Finney-Smith, Dorian	28	174	6.2
Horford, Jon	31	149	4.8
Frazier, Michael	26	107	4.1
Kurtz, Jacob	33	117	3.5
Walker, Chris	31	108	3.5

<u>Steals</u>	<u>G</u>	<u>No.</u>	<u>Stl/G</u>
Chiozza, Chris	33	39	1.2
Hill, Kasey	33	32	1.0
Finney-Smith, Dorian	28	32	1.1
Frazier, Michael	26	31	1.2
Carter, Eli	28	24	0.9

<u>Offensive Rebounds</u>	<u>G</u>	<u>No.</u>	<u>Avg/G</u>
Finney-Smith, Dorian	28	73	2.6
Kurtz, Jacob	33	51	1.5
Horford, Jon	31	48	1.5
Walker, Chris	31	41	1.3
Robinson, Devin	33	27	0.8

<u>Blocked Shots</u>	<u>G</u>	<u>No.</u>	<u>Blk/G</u>
Walker, Chris	31	36	1.2
Horford, Jon	31	27	0.9
Finney-Smith, Dorian	28	24	0.9
Robinson, Devin	33	13	0.4
Hill, Kasey	33	8	0.2

<u>Defensive Rebounds</u>	<u>G</u>	<u>No.</u>	<u>Avg/G</u>
Finney-Smith, Dorian	28	101	3.6
Horford, Jon	31	101	3.3
Frazier, Michael	26	84	3.2
Walker, Chris	31	67	2.2
Kurtz, Jacob	33	66	2.0

<u>Minutes</u>	<u>G</u>	<u>No.</u>	<u>Min/G</u>
Hill, Kasey	33	1000	30.3
Finney-Smith, Dorian	28	782	27.9
Frazier, Michael	26	759	29.2
Chiozza, Chris	33	752	22.8
Carter, Eli	28	686	24.5

<u>Fouls</u>	<u>G</u>	<u>No.</u>	<u>Per/G</u>
Finney-Smith, Dorian	28	74	2.6
Horford, Jon	31	67	2.2
Hill, Kasey	33	66	2.0
Walker, Chris	31	63	2.0
Robinson, Devin	33	57	1.7

<u>Turnovers</u>	<u>G</u>	<u>No.</u>	<u>TO/G</u>
Hill, Kasey	33	72	2.2
Finney-Smith, Dorian	28	54	1.9
Frazier, Michael	26	46	1.8
Carter, Eli	28	44	1.6
Chiozza, Chris	33	41	1.2

<u>Foulouts</u>	<u>G</u>	<u>No.</u>
Finney-Smith, Dorian	28	4
Robinson, Devin	33	2
Hill, Kasey	33	1
Chiozza, Chris	33	1
Murphy, Alex	23	1
Carter, Eli	28	1

2014-15 Florida Basketball
 Florida Team Game-by-Game Comparison (as of Mar 13, 2015)
 All games

Opponent	1st	2nd	Score	Mar	Total FG	FG Pct	3-Pointers	3FG Pct	Free Throws	FT Pct	Rebounds	Assist	T/Over	Block	Steal	Fouls
WILLIAM & MARY	42/18	26/27	68-45	+23	25-53/18-57	.472/.316	6-17/2-22	.353/.091	12-15/7-9	.800/.778	39/31 +8	13/4	10/12	1/2	8/2	11/14
MIAMI	33/21	34/48	67-69	(2)	26-50/24-49	.520/.490	8-17/9-18	.471/.500	7-9/12-17	.778/.706	24/27 (3)	15/14	13/13	5/4	8/4	18/12
ULM	27/29	24/22	61-56	+5	17-52/21-64	.327/.328	3-15/9-25	.200/.360	24-32/5-8	.750/.625	49/36 +13	9/8	14/10	4/4	5/7	13/24
Georgetown	27/31	26/22	65-66	(1)	23-64/24-49	.359/.490	6-23/3-13	.261/.231	13-19/15-22	.684/.682	37/34 +3	10/7	16/19	3/7	8/7	23/23
UAB	27/22	29/25	56-47	+9	18-53/19-45	.340/.422	7-23/4-14	.304/.286	13-23/5-7	.565/.714	39/30 +9	13/13	9/16	3/6	7/2	13/21
North Carolina	23/39	41/36	64-75	(11)	20-61/23-51	.328/.451	6-27/6-12	.222/.500	18-23/23-31	.783/.742	38/40 (2)	10/15	16/19	5/7	11/9	25/22
Kansas	39/24	26/47	65-71	(6)	25-57/20-48	.439/.417	8-23/4-14	.348/.286	7-10/27-32	.700/.844	27/35 (8)	18/9	14/14	3/3	7/8	24/14
YALE	46/20	39/27	85-47	+38	37-58/16-47	.638/.340	10-19/4-13	.526/.308	1-4/11-15	.250/.733	33/23 +10	18/7	11/15	6/0	10/3	12/10
TEXAS SOUTHERN	39/22	36/28	75-50	+25	31-57/17-51	.544/.333	7-19/5-19	.368/.263	6-11/11-17	.545/.647	34/32 +2	19/4	12/16	7/3	7/7	16/14
JACKSONVILLE	34/24	45/10	79-34	+45	30-55/14-45	.545/.311	13-27/4-12	.481/.333	6-11/2-6	.545/.333	41/20 +21	18/4	9/12	4/0	9/3	8/10
Wake Forest	28/19	35/31	63-50	+13	21-51/17-46	.412/.370	6-23/6-19	.261/.316	15-23/10-19	.652/.526	31/36 (5)	12/13	15/24	4/3	17/6	17/17
Florida State	24/26	39/39	63-65	(2)	26-61/21-53	.426/.396	4-19/4-17	.211/.235	7-13/17-25	.538/.680	37/38 (1)	7/9	17/15	1/1	3/7	19/12
UCONN	37/31	22/32	59-63	(4)	21-50/19-45	.420/.422	9-24/8-17	.375/.471	8-20/17-20	.400/.850	29/34 (5)	15/10	9/14	1/3	7/3	19/21
South Carolina	31/34	41/34	72-68	+4	21-49/20-49	.429/.408	5-19/5-13	.263/.385	25-30/23-27	.833/.852	37/23 +14	14/11	17/11	4/5	7/4	24/20
MISSISSIPPI STATE	39/19	33/28	72-47	+25	28-53/17-44	.528/.386	9-22/5-11	.409/.455	7-12/8-13	.583/.615	31/28 +3	19/8	7/15	4/3	10/5	15/15
AUBURN	37/20	38/35	75-55	+20	28-59/16-49	.475/.327	7-18/6-18	.389/.333	12-18/17-26	.667/.654	39/35 +4	14/10	9/13	4/2	7/4	20/17
Georgia	31/36	30/37	61-73	(12)	24-48/23-41	.500/.561	5-16/8-15	.313/.533	8-14/19-29	.571/.655	26/26 -	10/14	19/16	0/4	7/11	19/14
LSU	32/37	29/42	61-79	(18)	23-60/27-52	.383/.519	3-16/8-13	.188/.615	12-17/17-18	.706/.944	30/35 (5)	12/17	13/16	3/1	9/6	17/15
Ole Miss	36/30	35/42	71-72	(1)	22-46/25-56	.478/.446	12-20/6-21	.600/.286	15-24/16-19	.625/.842	29/30 (1)	18/15	13/9	1/5	1/2	17/18
Alabama	35/22	17/28	52-50	+2	20-46/18-46	.435/.391	5-16/6-17	.313/.353	7-9/8-12	.778/.667	28/30 (2)	11/7	16/17	5/6	7/9	13/10
ARKANSAS	29/27	28/29	57-56	+1	18-52/24-60	.346/.400	4-22/3-16	.182/.188	17-25/5-7	.680/.714	39/36 +3	11/11	14/16	3/4	7/6	11/18
Vanderbilt	23/31	38/36	61-67	(6)	21-57/16-40	.368/.400	6-19/6-16	.316/.375	13-16/29-42	.813/.690	26/42 (16)	7/12	8/18	2/9	10/6	26/16
KENTUCKY	30/28	31/40	61-68	(7)	24-49/22-47	.490/.468	6-21/3-14	.286/.214	7-14/21-22	.500/.955	20/33 (13)	9/12	11/15	1/2	8/4	20/15
OLE MISS	38/33	23/29	61-62	(1)	23-61/23-54	.377/.426	9-27/6-16	.333/.375	6-9/10-13	.667/.769	36/36 -	14/13	8/9	5/5	6/6	12/13
Texas A&M	28/32	34/31	62-63	(1)	26-59/25-55	.441/.455	6-26/2-12	.231/.167	4-7/11-13	.571/.846	32/34 (2)	14/21	9/8	6/3	5/5	12/11
VANDERBILT	19/25	31/22	50-47	+3	18-50/17-51	.360/.333	4-17/6-20	.235/.300	10-20/7-8	.500/.875	41/31 +10	9/8	13/12	6/7	6/4	15/15
LSU	26/33	37/37	63-70	(7)	24-68/22-55	.353/.400	6-23/5-17	.261/.294	9-12/21-27	.750/.778	42/36 +6	14/14	15/15	7/9	8/8	19/9
Mizzou	31/27	21/37	52-64	(12)	19-48/19-44	.396/.432	5-23/7-19	.217/.368	9-23/19-27	.391/.704	31/34 (3)	9/12	10/9	3/3	3/2	18/19
TENNESSEE	40/22	26/27	66-49	+17	24-42/20-45	.571/.444	9-22/4-14	.409/.286	9-14/5-7	.643/.714	27/19 +8	21/9	13/14	4/2	6/9	11/16
TEXAS A&M	26/23	40/39	66-62	+4	19-40/21-59	.475/.356	8-20/7-22	.400/.318	20-38/13-18	.526/.722	29/40 (11)	15/12	14/16	5/1	8/5	18/26
Kentucky	27/30	23/37	50-67	(17)	21-49/25-53	.429/.472	5-11/2-6	.455/.333	3-7/15-21	.429/.714	26/31 (5)	10/9	17/8	3/8	1/8	15/9
Alabama	33/29	36/32	69-61	+8	21-49/19-42	.429/.452	9-29/4-14	.310/.286	18-26/19-23	.692/.826	35/24 +11	11/9	6/9	1/2	2/5	20/20
Kentucky	27/31	22/33	49-64	(15)	22-56/21-56	.393/.375	2-11/3-10	.182/.300	3-5/19-23	.600/.826	33/39 (6)	12/7	12/7	4/6	3/5	18/11

Note: Game totals are displayed in the format TEAM/OPPONENT for each category

2014-15 Florida Basketball
 Florida Team Game-by-Game (as of Mar 13, 2015)
 All games

TEAM STATISTICS

Opponent	Date	Score		Total		3-Pointers		Free throws		Rebounds				pf	a	t/o	blk	stl	pts	avg
				fg-fga	pct	3fg-fga	pct	ft-fa	pct	off	def	tot	avg							
WILLIAM & MARY	11/14/14	68-45	W	25-53	.472	6-17	.353	12-15	.800	6	33	39	39.0	11	13	10	1	8	68	68.0
MIAMI	11/17/14	67-69	L	26-50	.520	8-17	.471	7-9	.778	5	19	24	31.5	18	15	13	5	8	67	67.5
ULM	11/21/14	61-56	Wot	17-52	.327	3-15	.200	24-32	.750	15	34	49	37.3	13	9	14	4	5	61	65.3
vs Georgetown	11/26/14	65-66	Lot	23-64	.359	6-23	.261	13-19	.684	18	19	37	37.2	23	10	16	3	8	65	65.2
vs UAB	11/27/14	56-47	W	18-53	.340	7-23	.304	13-23	.565	16	23	39	37.6	13	13	9	3	7	56	63.4
vs North Carolina	11/28/14	64-75	L	20-61	.328	6-27	.222	18-23	.783	19	19	38	37.7	25	10	16	5	11	64	63.5
at Kansas	12/5/14	65-71	L	25-57	.439	8-23	.348	7-10	.700	9	18	27	36.1	24	18	14	3	7	65	63.7
YALE	12/8/14	85-47	W	37-58	.638	10-19	.526	1-4	.250	12	21	33	35.8	12	18	11	6	10	85	66.4
TEXAS SOUTHERN	12/12/14	75-50	W	31-57	.544	7-19	.368	6-11	.545	13	21	34	35.6	16	19	12	7	7	75	67.3
JACKSONVILLE	12/14/14	79-34	W	30-55	.545	13-27	.481	6-11	.545	16	25	41	36.1	8	18	9	4	9	79	68.5
vs Wake Forest	12/20/14	63-50	W	21-51	.412	6-23	.261	15-23	.652	8	23	31	35.6	17	12	15	4	17	63	68.0
at Florida State	12/30/14	63-65	L	26-61	.426	4-19	.211	7-13	.538	10	27	37	35.8	19	7	17	1	3	63	67.6
UCONN	1/3/15	59-63	L	21-50	.420	9-24	.375	8-20	.400	9	20	29	35.2	19	15	9	1	7	59	66.9
at South Carolina	1/7/15	72-68	W	21-49	.429	5-19	.263	25-30	.833	14	23	37	35.4	24	14	17	4	7	72	67.3
MISSISSIPPI STATE	1/10/15	72-47	W	28-53	.528	9-22	.409	7-12	.583	9	22	31	35.1	15	19	7	4	10	72	67.6
AUBURN	1/15/15	75-55	W	28-59	.475	7-18	.389	12-18	.667	11	28	39	35.3	20	14	9	4	7	75	68.1
at Georgia	1/17/15	61-73	L	24-48	.500	5-16	.313	8-14	.571	8	18	26	34.8	19	10	19	0	7	61	67.6
LSU	1/20/15	61-79	L	23-60	.383	3-16	.188	12-17	.706	12	18	30	34.5	17	12	13	3	9	61	67.3
at Ole Miss	1/24/15	71-72	L	22-46	.478	12-20	.600	15-24	.625	4	25	29	34.2	17	18	13	1	1	71	67.5
at Alabama	1/27/15	52-50	W	20-46	.435	5-16	.313	7-9	.778	9	19	28	33.9	13	11	16	5	7	52	66.7
ARKANSAS	1/31/15	57-56	W	18-52	.346	4-22	.182	17-25	.680	14	25	39	34.1	11	11	14	3	7	57	66.2
at Vanderbilt	2/3/15	61-67	L	21-57	.368	6-19	.316	13-16	.813	9	17	26	33.8	26	7	8	2	10	61	66.0
KENTUCKY	2/7/15	61-68	L	24-49	.490	6-21	.286	7-14	.500	6	14	20	33.2	20	9	11	1	8	61	65.8
OLE MISS	2/12/15	61-62	L	23-61	.377	9-27	.333	6-9	.667	13	23	36	33.3	12	14	8	5	6	61	65.6
at Texas A&M	2/14/15	62-63	L	26-59	.441	6-26	.231	4-7	.571	9	23	32	33.2	12	14	9	6	5	62	65.4
VANDERBILT	2/18/15	50-47	W	18-50	.360	4-17	.235	10-20	.500	12	29	41	33.5	15	9	13	6	6	50	64.8
at LSU	2/21/15	63-70	L	24-68	.353	6-23	.261	9-12	.750	14	28	42	33.9	19	14	15	7	8	63	64.8
at Mizzou	2/24/15	52-64	L	19-48	.396	5-23	.217	9-23	.391	5	26	31	33.8	18	9	10	3	3	52	64.3
TENNESSEE	2/28/15	66-49	W	24-42	.571	9-22	.409	9-14	.643	7	20	27	33.5	11	21	13	4	6	66	64.4
TEXAS A&M	3/3/15	66-62	W	19-40	.475	8-20	.400	20-38	.526	5	24	29	33.4	18	15	14	5	8	66	64.4
at Kentucky	3/7/15	50-67	L	21-49	.429	5-11	.455	3-7	.429	8	18	26	33.1	15	10	17	3	1	50	64.0
vs Alabama	3/12/15	69-61	W	21-49	.429	9-29	.310	18-26	.692	12	23	35	33.2	20	11	6	1	2	69	64.1
vs Kentucky	3/13/15	49-64	L	22-56	.393	2-11	.182	3-5	.600	11	22	33	33.2	18	12	12	4	3	49	63.7
Florida		2101		766-1763	.434	218-674	.323	351-553	.635	348	747	1095	33.2	558	431	409	118	228	2101	63.7
Opponents		1982		673-1648	.408	170-519	.328	464-623	.745	307	751	1058	32.1	521	348	452	130	182	1982	60.1

Games played: 33
 Points/game: 63.7
 FG Pct: 43.4
 3FG Pct: 32.3
 FT Pct: 63.5

Rebounds/game: 33.2
 Assists/game: 13.1
 Turnovers/game: 12.4
 Assist/turnover ratio: 1.1
 Steals/game: 6.9
 Blocks/game: 3.6

2014-15 Florida Basketball
 Florida Opponent Game-by-Game (as of Mar 13, 2015)
 All games

OPPONENT STATISTICS

Opponent	Date	Score		Total		3-Pointers		Free throws		Rebounds				pf	a	t/o	blk	stl	pts	avg
				fg-fga	pct	3fg-fga	pct	ft-fa	pct	off	def	tot	avg							
WILLIAM & MARY	11/14/14	68-45	W	18-57	.316	2-22	.091	7-9	.778	7	24	31	31.0	14	4	12	2	2	45	45.0
MIAMI	11/17/14	67-69	L	24-49	.490	9-18	.500	12-17	.706	7	20	27	29.0	12	14	13	4	4	69	57.0
ULM	11/21/14	61-56	Wot	21-64	.328	9-25	.360	5-8	.625	11	25	36	31.3	24	8	10	4	7	56	56.7
vs Georgetown	11/26/14	65-66	Lot	24-49	.490	3-13	.231	15-22	.682	9	25	34	32.0	23	7	19	7	7	66	59.0
vs UAB	11/27/14	56-47	W	19-45	.422	4-14	.286	5-7	.714	4	26	30	31.6	21	13	16	6	2	47	56.6
vs North Carolina	11/28/14	64-75	L	23-51	.451	6-12	.500	23-31	.742	15	25	40	33.0	22	15	19	7	9	75	59.7
at Kansas	12/5/14	65-71	L	20-48	.417	4-14	.286	27-32	.844	11	24	35	33.3	14	9	14	3	8	71	61.3
YALE	12/8/14	85-47	W	16-47	.340	4-13	.308	11-15	.733	11	12	23	32.0	10	7	15	0	3	47	59.5
TEXAS SOUTHERN	12/12/14	75-50	W	17-51	.333	5-19	.263	11-17	.647	15	17	32	32.0	14	4	16	3	7	50	58.4
JACKSONVILLE	12/14/14	79-34	W	14-45	.311	4-12	.333	2-6	.333	8	12	20	30.8	10	4	12	0	3	34	56.0
vs Wake Forest	12/20/14	63-50	W	17-46	.370	6-19	.316	10-19	.526	10	26	36	31.3	17	13	24	3	6	50	55.5
at Florida State	12/30/14	63-65	L	21-53	.396	4-17	.235	17-25	.680	9	29	38	31.8	12	9	15	1	7	65	56.2
UCONN	1/3/15	59-63	L	19-45	.422	8-17	.471	17-20	.850	8	26	34	32.0	21	10	14	3	3	63	56.8
at South Carolina	1/7/15	72-68	W	20-49	.408	5-13	.385	23-27	.852	7	16	23	31.4	20	11	11	5	4	68	57.6
MISSISSIPPI STATE	1/10/15	72-47	W	17-44	.386	5-11	.455	8-13	.615	9	19	28	31.1	15	8	15	3	5	47	56.9
AUBURN	1/15/15	75-55	W	16-49	.327	6-18	.333	17-26	.654	11	24	35	31.4	17	10	13	2	4	55	56.8
at Georgia	1/17/15	61-73	L	23-41	.561	8-15	.533	19-29	.655	8	18	26	31.1	14	14	16	4	11	73	57.7
LSU	1/20/15	61-79	L	27-52	.519	8-13	.615	17-18	.944	7	28	35	31.3	15	17	16	1	6	79	58.9
at Ole Miss	1/24/15	71-72	L	25-56	.446	6-21	.286	16-19	.842	7	23	30	31.2	18	15	9	5	2	72	59.6
at Alabama	1/27/15	52-50	W	18-46	.391	6-17	.353	8-12	.667	12	18	30	31.2	10	7	17	6	9	50	59.1
ARKANSAS	1/31/15	57-56	W	24-60	.400	3-16	.188	5-7	.714	13	23	36	31.4	18	11	16	4	6	56	59.0
at Vanderbilt	2/3/15	61-67	L	16-40	.400	6-16	.375	29-42	.690	13	29	42	31.9	16	12	18	9	6	67	59.3
KENTUCKY	2/7/15	61-68	L	22-47	.468	3-14	.214	21-22	.955	11	22	33	31.9	15	12	15	2	4	68	59.7
OLE MISS	2/12/15	61-62	L	23-54	.426	6-16	.375	10-13	.769	9	27	36	32.1	13	13	9	5	6	62	59.8
at Texas A&M	2/14/15	62-63	L	25-55	.455	2-12	.167	11-13	.846	7	27	34	32.2	11	21	8	3	5	63	59.9
VANDERBILT	2/18/15	50-47	W	17-51	.333	6-20	.300	7-8	.875	6	25	31	32.1	15	8	12	7	4	47	59.4
at LSU	2/21/15	63-70	L	22-55	.400	5-17	.294	21-27	.778	8	28	36	32.3	9	14	15	9	8	70	59.8
at Mizzou	2/24/15	52-64	L	19-44	.432	7-19	.368	19-27	.704	3	31	34	32.3	19	12	9	3	2	64	60.0
TENNESSEE	2/28/15	66-49	W	20-45	.444	4-14	.286	5-7	.714	6	13	19	31.9	16	9	14	2	9	49	59.6
TEXAS A&M	3/3/15	66-62	W	21-59	.356	7-22	.318	13-18	.722	16	24	40	32.1	26	12	16	1	5	62	59.7
at Kentucky	3/7/15	50-67	L	25-53	.472	2-6	.333	15-21	.714	10	21	31	32.1	9	9	8	8	8	67	59.9
vs Alabama	3/12/15	69-61	W	19-42	.452	4-14	.286	19-23	.826	3	21	24	31.8	20	9	9	2	5	61	59.9
vs Kentucky	3/13/15	49-64	L	21-56	.375	3-10	.300	19-23	.826	16	23	39	32.1	11	7	7	6	5	64	60.1
Opponents		1982		673-1648	.408	170-519	.328	464-623	.745	307	751	1058	32.1	521	348	452	130	182	1982	60.1
Florida		2101		766-1763	.434	218-674	.323	351-553	.635	348	747	1095	33.2	558	431	409	118	228	2101	63.7

Games played: 33
 Points/game: 60.1
 FG Pct: 40.8
 3FG Pct: 32.8
 FT Pct: 74.5

Rebounds/game: 32.1
 Assists/game: 10.5
 Turnovers/game: 13.7
 Assist/turnover ratio: 0.8
 Steals/game: 5.5
 Blocks/game: 3.9

2014-15 Florida Basketball
 Florida Points-Rebounds-Assists (as of Mar 13, 2015)
 All games

Opponent	Date	Score		00	01	03	05	10	11	14
				HILL,KASEY	CARTER,ELI	ROBINSON,D	MURPHY,ALE	FINNEY-SMI	CHIOZZA,CH	EDWARDS,LE
WILLIAM & MARY	11/14/14	68-45	w	3-4-3	8-5-2	7-4-0	DNP	15-5-1	4-2-3	0-1-0
MIAMI	11/17/14	67-69	L	2-2-8	21-1-2	4-1-1	DNP	DNP	4-0-1	0-0-0
ULM	11/21/14	61-56	w	8-5-2	DNP	2-3-0	DNP	DNP	11-4-1	0-0-0
vs Georgetown	11/26/14	65-66	L	8-1-1	6-4-3	5-3-0	DNP	16-6-0	0-2-2	DNP
vs UAB	11/27/14	56-47	w	8-3-5	DNP	0-1-0	DNP	6-4-1	13-1-3	DNP
vs North Carolina	11/28/14	64-75	L	20-3-2	1-1-2	7-3-0	DNP	4-5-2	0-1-1	DNP
at Kansas	12/5/14	65-71	L	5-2-8	DNP	13-5-0	DNP	7-3-2	6-0-4	DNP
YALE	12/8/14	85-47	w	8-0-10	DNP	9-6-1	DNP	14-5-0	8-3-2	0-1-0
TEXAS SOUTHERN	12/12/14	75-50	w	6-3-7	6-2-0	15-4-2	DNP	11-7-4	2-1-1	0-0-1
JACKSONVILLE	12/14/14	79-34	w	2-1-3	5-0-4	3-3-3	DNP	25-6-2	0-4-4	0-2-0
vs Wake Forest	12/20/14	63-50	w	6-0-1	DNP	4-4-3	9-4-1	16-6-4	8-3-2	DNP
at Florida State	12/30/14	63-65	L	17-4-3	0-0-0	3-1-1	5-3-1	14-7-1	3-0-1	DNP
UCONN	1/3/15	59-63	L	7-1-4	0-0-2	5-1-1	2-1-0	19-5-3	7-4-3	DNP
at South Carolina	1/7/15	72-68	w	9-1-1	6-4-3	4-3-2	4-2-1	20-7-2	0-3-0	DNP
MISSISSIPPI STATE	1/10/15	72-47	w	7-2-7	20-1-3	12-2-2	7-2-0	16-6-0	0-0-2	0-0-0
AUBURN	1/15/15	75-55	w	12-5-7	12-2-3	2-1-0	3-4-0	14-3-0	9-0-2	DNP
at Georgia	1/17/15	61-73	L	8-0-3	5-2-2	11-3-0	2-1-0	11-6-3	4-2-1	0-0-0
LSU	1/20/15	61-79	L	9-1-4	4-1-0	6-1-0	10-2-0	10-8-2	0-1-3	DNP
at Ole Miss	1/24/15	71-72	L	1-0-6	8-6-3	5-1-1	4-1-0	15-6-2	0-2-2	DNP
at Alabama	1/27/15	52-50	w	5-2-3	13-3-0	4-3-0	6-2-0	2-5-2	3-2-3	DNP
ARKANSAS	1/31/15	57-56	w	7-8-2	6-2-2	3-0-0	2-1-0	16-9-4	2-0-1	DNP
at Vanderbilt	2/3/15	61-67	L	5-2-1	12-3-1	2-1-0	6-3-0	4-4-0	2-1-4	DNP
KENTUCKY	2/7/15	61-68	L	12-1-6	11-1-0	2-1-1	0-0-0	16-5-0	6-4-1	DNP
OLE MISS	2/12/15	61-62	L	8-4-4	9-1-1	14-7-3	7-1-0	14-6-1	2-2-4	DNP
at Texas A&M	2/14/15	62-63	L	0-6-10	22-1-1	0-1-0	4-3-0	11-10-1	2-3-1	DNP
VANDERBILT	2/18/15	50-47	w	3-1-5	6-3-2	12-6-0	11-2-0	DNP	8-6-2	0-0-0
at LSU	2/21/15	63-70	L	9-4-5	14-4-3	12-7-1	5-3-1	DNP	2-2-3	DNP
at Mizzou	2/24/15	52-64	L	5-5-4	2-0-3	14-6-0	6-1-0	DNP	4-4-2	0-1-0
TENNESSEE	2/28/15	66-49	w	7-0-8	11-3-6	7-1-1	2-0-1	20-10-0	3-1-2	DNP
TEXAS A&M	3/3/15	66-62	w	4-1-8	11-1-0	10-4-0	9-0-0	12-7-2	10-6-2	DNP
at Kentucky	3/7/15	50-67	L	15-2-1	6-1-3	2-2-0	4-3-1	12-4-1	0-0-3	DNP
vs Alabama	3/12/15	69-61	w	2-2-3	11-2-1	10-1-0	7-3-0	23-11-1	7-5-4	DNP
vs Kentucky	3/13/15	49-64	L	8-1-4	11-1-3	3-2-0	2-4-0	4-8-3	0-3-2	DNP

Opponent	Date	Score		20	21	23	24	30
				FRAZIER,MI	HORFORD,JO	WALKER,CHR	HODSKINS,Z	KURTZ,JACO
WILLIAM & MARY	11/14/14	68-45	w	14-5-2	11-5-0	DNP	0-0-0	6-7-2
MIAMI	11/17/14	67-69	L	13-2-1	17-7-0	DNP	DNP	6-8-2
ULM	11/21/14	61-56	w	21-8-2	9-4-1	4-6-0	DNP	6-13-3
vs Georgetown	11/26/14	65-66	L	12-7-1	10-11-1	5-2-0	DNP	3-1-2
vs UAB	11/27/14	56-47	w	14-8-2	8-8-0	7-6-0	DNP	0-5-2
vs North Carolina	11/28/14	64-75	L	17-9-1	7-7-0	4-4-0	DNP	4-2-2
at Kansas	12/5/14	65-71	L	10-4-2	10-5-1	12-5-0	DNP	2-1-1
YALE	12/8/14	85-47	w	18-1-1	5-4-2	13-6-1	0-0-0	10-6-1
TEXAS SOUTHERN	12/12/14	75-50	w	11-3-3	10-6-0	12-2-0	0-0-0	2-3-1
JACKSONVILLE	12/14/14	79-34	w	22-6-1	12-8-1	2-5-0	0-0-0	8-3-0
vs Wake Forest	12/20/14	63-50	w	12-2-1	3-4-0	3-2-0	DNP	2-5-0
at Florida State	12/30/14	63-65	L	11-4-0	4-4-0	2-2-0	DNP	4-8-0
UCONN	1/3/15	59-63	L	8-5-1	2-1-0	6-5-0	DNP	3-3-1
at South Carolina	1/7/15	72-68	w	17-1-2	DNP	4-4-0	DNP	8-6-3
MISSISSIPPI STATE	1/10/15	72-47	w	6-4-3	DNP	2-4-1	DNP	2-4-1
AUBURN	1/15/15	75-55	w	11-9-2	5-3-0	2-4-0	DNP	5-5-0
at Georgia	1/17/15	61-73	L	10-4-1	0-0-0	2-6-0	DNP	8-1-0
LSU	1/20/15	61-79	L	8-5-1	4-3-1	6-4-0	DNP	4-3-1
at Ole Miss	1/24/15	71-72	L	27-5-3	1-2-0	4-1-0	DNP	6-2-1
at Alabama	1/27/15	52-50	w	5-3-3	2-3-0	12-4-0	DNP	0-1-0
ARKANSAS	1/31/15	57-56	w	6-4-1	8-7-0	1-2-0	DNP	6-3-1
at Vanderbilt	2/3/15	61-67	L	21-5-1	4-4-0	0-1-0	DNP	5-1-0
KENTUCKY	2/7/15	61-68	L	10-1-1	2-2-0	0-2-0	DNP	2-2-0
OLE MISS	2/12/15	61-62	L	DNP	0-3-1	7-6-0	DNP	0-3-0
at Texas A&M	2/14/15	62-63	L	DNP	8-5-0	11-1-0	DNP	4-0-1
VANDERBILT	2/18/15	50-47	w	DNP	4-6-0	2-4-0	DNP	4-5-0
at LSU	2/21/15	63-70	L	DNP	6-9-0	6-2-0	DNP	9-8-1
at Mizzou	2/24/15	52-64	L	DNP	10-8-0	4-2-0	DNP	7-2-0
TENNESSEE	2/28/15	66-49	w	DNP	10-4-0	4-2-0	DNP	2-3-3
TEXAS A&M	3/3/15	66-62	w	DNP	6-4-1	2-2-0	DNP	2-0-2
at Kentucky	3/7/15	50-67	L	3-0-0	4-7-0	4-5-0	DNP	0-0-1
vs Alabama	3/12/15	69-61	w	5-2-1	4-2-1	0-3-0	DNP	0-2-0
vs Kentucky	3/13/15	49-64	L	2-0-0	15-3-0	2-4-0	DNP	2-1-0

2014-15 Florida Basketball
Florida Game-by-Game Highs (as of Apr 21, 2015)
All games

Opponent	Date	Score	Points	Rebounds	Assists	Steals	Blocked shots
WILLIAM & MARY	11/14/14	68-45	15-Finney-Smith, Dori	7-Kurtz, Jacob	3-Chiozza, Chris Hill, Kasey	3-Chiozza, Chris	1-Robinson, Devin
MIAMI	11/17/14	67-69	21-Carter, Eli	8-Kurtz, Jacob	8-Hill, Kasey	2-Frazier, Michael Robinson, Devin	3-Horford, Jon
ULM	11/21/14	61-56	21-Frazier, Michael	13-Kurtz, Jacob	3-Kurtz, Jacob	4-Chiozza, Chris	3-Horford, Jon
vs Georgetown	11/26/14	65-66	16-Finney-Smith, Dori	11-Horford, Jon	3-Carter, Eli	3-Frazier, Michael	1-Horford, Jon Finney-Smith, Doria Robinson, Devin
vs UAB	11/27/14	56-47	14-Frazier, Michael	8-Horford, Jon Frazier, Michael	5-Hill, Kasey	6-Chiozza, Chris	1-Walker, Chris Horford, Jon Frazier, Michael
vs North Carolina	11/28/14	64-75	20-Hill, Kasey	9-Frazier, Michael	2-Finney-Smith, Doria Carter, Eli Hill, Kasey Kurtz, Jacob	3-Finney-Smith, Doria	2-Horford, Jon
at Kansas	12/5/14	65-71	13-Robinson, Devin	5-Walker, Chris Robinson, Devin Horford, Jon	8-Hill, Kasey	3-Chiozza, Chris	1-Robinson, Devin Walker, Chris Finney-Smith, Doria
YALE	12/8/14	85-47	18-Frazier, Michael	6-Robinson, Devin Walker, Chris Kurtz, Jacob	10-Hill, Kasey	3-Hill, Kasey	2-Finney-Smith, Doria Walker, Chris
TEXAS SOUTHERN	12/12/14	75-50	15-Robinson, Devin	7-Finney-Smith, Doria	7-Hill, Kasey	3-Frazier, Michael	4-Walker, Chris
JACKSONVILLE	12/14/14	79-34	25-Finney-Smith, Dori	8-Horford, Jon	4-Carter, Eli Chiozza, Chris	3-Kurtz, Jacob	2-Horford, Jon
vs Wake Forest	12/20/14	63-50	16-Finney-Smith, Dori	6-Finney-Smith, Doria	4-Finney-Smith, Doria	4-Finney-Smith, Doria	2-Murphy, Alex
at Florida State	12/30/14	63-65	17-Hill, Kasey	8-Kurtz, Jacob	3-Hill, Kasey	2-Robinson, Devin	1-Walker, Chris
UCONN	1/3/15	59-63	19-Finney-Smith, Dori	5-Frazier, Michael Walker, Chris Finney-Smith, Doria	4-Hill, Kasey	2-Finney-Smith, Doria Chiozza, Chris	1-Walker, Chris
at South Carolina	1/7/15	72-68	20-Finney-Smith, Dori	7-Finney-Smith, Doria	3-Kurtz, Jacob Carter, Eli	2-Finney-Smith, Doria Kurtz, Jacob	3-Walker, Chris
MISSISSIPPI STATE	1/10/15	72-47	20-Carter, Eli	6-Finney-Smith, Doria	7-Hill, Kasey	2-Robinson, Devin Hill, Kasey	2-Walker, Chris Finney-Smith, Doria
AUBURN	1/15/15	75-55	14-Finney-Smith, Dori	9-Frazier, Michael	7-Hill, Kasey	3-Hill, Kasey	1-Walker, Chris Kurtz, Jacob Finney-Smith, Doria Hill, Kasey
at Georgia	1/17/15	61-73	11-Finney-Smith, Dori Robinson, Devin	6-Finney-Smith, Doria Walker, Chris	3-Hill, Kasey Finney-Smith, Doria	2-Finney-Smith, Doria	None
LSU	1/20/15	61-79	10-Finney-Smith, Dori Murphy, Alex	8-Finney-Smith, Doria	4-Hill, Kasey	2-Walker, Chris Chiozza, Chris Hill, Kasey	2-Hill, Kasey
at Ole Miss	1/24/15	71-72	27-Frazier, Michael	6-Finney-Smith, Doria Carter, Eli	6-Hill, Kasey	1-Finney-Smith, Doria	1-Finney-Smith, Doria
at Alabama	1/27/15	52-50	13-Carter, Eli	5-Finney-Smith, Doria	3-Frazier, Michael Chiozza, Chris Hill, Kasey	2-Murphy, Alex Finney-Smith, Doria Chiozza, Chris	3-Finney-Smith, Doria
ARKANSAS	1/31/15	57-56	16-Finney-Smith, Dori	9-Finney-Smith, Doria	4-Finney-Smith, Doria	2-Frazier, Michael Hill, Kasey	3-Horford, Jon
at Vanderbilt	2/3/15	61-67	21-Frazier, Michael	5-Frazier, Michael	4-Chiozza, Chris	6-Frazier, Michael	1-Murphy, Alex Finney-Smith, Doria
KENTUCKY	2/7/15	61-68	16-Finney-Smith, Dori	5-Finney-Smith, Doria	6-Hill, Kasey	3-Chiozza, Chris	1-Robinson, Devin
OLE MISS	2/12/15	61-62	14-Robinson, Devin	7-Robinson, Devin	4-Chiozza, Chris	2-Hill, Kasey	2-Finney-Smith, Doria

2014-15 Florida Basketball
Florida Team High/Low Analysis (as of Apr 21, 2015)
All games

Florida - TEAM GAME HIGHS

POINTS	85		YALE (12/8/14)
	79		JACKSONVILLE (12/14/14)
	75		AUBURN (1/15/15)
	75		TEXAS SOUTHERN (12/12/14)
	72		MISSISSIPPI STATE (1/10/15)
	72		at South Carolina (1/7/15)
FIELD GOALS MADE	37		YALE (12/8/14)
	31		TEXAS SOUTHERN (12/12/14)
FIELD GOAL ATTEMPTS	68		at LSU (2/21/15)
	64		vs Georgetown (11/26/14)
FIELD GOAL PERCENTAGE	.638	(37-58)	YALE (12/8/14)
	.571	(24-42)	TENNESSEE (2/28/15)
3 PT FIELD GOALS MADE	13		JACKSONVILLE (12/14/14)
	12		at Ole Miss (1/24/15)
3 PT FG ATTEMPTS	29		vs Alabama (3/12/15)
	27		OLE MISS (2/12/15)
	27		JACKSONVILLE (12/14/14)
	27		vs North Carolina (11/28/14)
3 PT FG PERCENTAGE	.600	(12-20)	at Ole Miss (1/24/15)
	.526	(10-19)	YALE (12/8/14)
FREE THROWS MADE	25		at South Carolina (1/7/15)
	24		ULM (11/21/14)
FREE THROW ATTEMPTS	38		TEXAS A&M (3/3/15)
	32		ULM (11/21/14)
FREE THROW PERCENTAGE	.833	(25-30)	at South Carolina (1/7/15)
	.813	(13-16)	at Vanderbilt (2/3/15)
REBOUNDS	49		ULM (11/21/14)
	42		at LSU (2/21/15)
ASSISTS	21		TENNESSEE (2/28/15)
	19		MISSISSIPPI STATE (1/10/15)
	19		TEXAS SOUTHERN (12/12/14)
STEALS	17		vs Wake Forest (12/20/14)
	11		vs North Carolina (11/28/14)
BLOCKED SHOTS	7		at LSU (2/21/15)
	7		TEXAS SOUTHERN (12/12/14)
TURNOVERS	19		at Georgia (1/17/15)
	17		at Kentucky (3/7/15)
	17		at South Carolina (1/7/15)
	17		at Florida State (12/30/14)
FOULS	26		at Vanderbilt (2/3/15)
	25		vs North Carolina (11/28/14)

2014-15 Florida Basketball
Florida High/Low Analysis (as of Apr 21, 2015)
All games

Opponent - GAME HIGHS

POINTS	79		LSU (1/20/15)
	75		vs North Carolina (11/28/14)
	73		at Georgia (1/17/15)
	72		at Ole Miss (1/24/15)
	71		at Kansas (12/5/14)
FIELD GOALS MADE	27		LSU (1/20/15)
	25		at Kentucky (3/7/15)
	25		at Texas A&M (2/14/15)
	25		at Ole Miss (1/24/15)
FIELD GOAL ATTEMPTS	64		ULM (11/21/14)
	60		ARKANSAS (1/31/15)
FIELD GOAL PERCENTAGE	.561	(23-41)	at Georgia (1/17/15)
	.519	(27-52)	LSU (1/20/15)
3 PT FIELD GOALS MADE	9		ULM (11/21/14)
	9		MIAMI (11/17/14)
3 PT FG ATTEMPTS	25		ULM (11/21/14)
	22		TEXAS A&M (3/3/15)
	22		WILLIAM & MARY (11/14/14)
3 PT FG PERCENTAGE	.615	(8-13)	LSU (1/20/15)
	.533	(8-15)	at Georgia (1/17/15)
FREE THROWS MADE	29		at Vanderbilt (2/3/15)
	27		at Kansas (12/5/14)
FREE THROW ATTEMPTS	42		at Vanderbilt (2/3/15)
	32		at Kansas (12/5/14)
FREE THROW PERCENTAGE	.955	(21-22)	KENTUCKY (2/7/15)
	.944	(17-18)	LSU (1/20/15)
REBOUNDS	42		at Vanderbilt (2/3/15)
	40		TEXAS A&M (3/3/15)
	40		vs North Carolina (11/28/14)
ASSISTS	21		at Texas A&M (2/14/15)
	17		LSU (1/20/15)
STEALS	11		at Georgia (1/17/15)
	9		TENNESSEE (2/28/15)
	9		at Alabama (1/27/15)
	9		vs North Carolina (11/28/14)
BLOCKED SHOTS	9		at LSU (2/21/15)
	9		at Vanderbilt (2/3/15)
TURNOVERS	24		vs Wake Forest (12/20/14)
	19		vs North Carolina (11/28/14)
	19		vs Georgetown (11/26/14)
FOULS	26		TEXAS A&M (3/3/15)
	24		ULM (11/21/14)

2014-15 Florida Basketball
Florida High/Low Analysis (as of Apr 21, 2015)
All games

Florida - GAME LOWS

POINTS	49		vs Kentucky (3/13/15)
	50		VANDERBILT (2/18/15)
	50		at Kentucky (3/7/15)
	52		at Alabama (1/27/15)
	52		at Mizzou (2/24/15)
FIELD GOALS MADE	17		ULM (11/21/14)
	18		vs UAB (11/27/14)
	18		ARKANSAS (1/31/15)
	18		VANDERBILT (2/18/15)
FIELD GOAL ATTEMPTS	40		TEXAS A&M (3/3/15)
	42		TENNESSEE (2/28/15)
FIELD GOAL PERCENTAGE	.327	(17-52)	ULM (11/21/14)
	.328	(20-61)	vs North Carolina (11/28/14)
3 PT FIELD GOALS MADE	2		vs Kentucky (3/13/15)
	3		ULM (11/21/14)
	3		LSU (1/20/15)
3 PT FG ATTEMPTS	11		at Kentucky (3/7/15)
	11		vs Kentucky (3/13/15)
3 PT FG PERCENTAGE	.182	(2-11)	vs Kentucky (3/13/15)
	.182	(4-22)	ARKANSAS (1/31/15)
FREE THROWS MADE	1		YALE (12/8/14)
	3		at Kentucky (3/7/15)
	3		vs Kentucky (3/13/15)
FREE THROW ATTEMPTS	4		YALE (12/8/14)
	5		vs Kentucky (3/13/15)
FREE THROW PERCENTAGE	.250	(1-4)	YALE (12/8/14)
	.391	(9-23)	at Mizzou (2/24/15)
REBOUNDS	20		KENTUCKY (2/7/15)
	24		MIAMI (11/17/14)
ASSISTS	7		at Florida State (12/30/14)
	7		at Vanderbilt (2/3/15)
STEALS	1		at Ole Miss (1/24/15)
	1		at Kentucky (3/7/15)
BLOCKED SHOTS	0		at Georgia (1/17/15)
	1		WILLIAM & MARY (11/14/14)
	1		at Florida State (12/30/14)
	1		UCONN (1/3/15)
	1		at Ole Miss (1/24/15)
	1		KENTUCKY (2/7/15)
	1		vs Alabama (3/12/15)
TURNOVERS	6		vs Alabama (3/12/15)
	7		MISSISSIPPI STATE (1/10/15)
FOULS	8		JACKSONVILLE (12/14/14)
	11		WILLIAM & MARY (11/14/14)
	11		ARKANSAS (1/31/15)
	11		TENNESSEE (2/28/15)

2014-15 Florida Basketball
Florida High/Low Analysis (as of Apr 21, 2015)
All games

Opponent - GAME LOWS

POINTS	34		JACKSONVILLE (12/14/14)
	45		WILLIAM & MARY (11/14/14)
	47		vs UAB (11/27/14)
	47		YALE (12/8/14)
	47		MISSISSIPPI STATE (1/10/15)
	47		VANDERBILT (2/18/15)
FIELD GOALS MADE	14		JACKSONVILLE (12/14/14)
	16		YALE (12/8/14)
	16		AUBURN (1/15/15)
	16		at Vanderbilt (2/3/15)
FIELD GOAL ATTEMPTS	40		at Vanderbilt (2/3/15)
	41		at Georgia (1/17/15)
FIELD GOAL PERCENTAGE	.311	(14-45)	JACKSONVILLE (12/14/14)
	.316	(18-57)	WILLIAM & MARY (11/14/14)
3 PT FIELD GOALS MADE	2		WILLIAM & MARY (11/14/14)
	2		at Texas A&M (2/14/15)
	2		at Kentucky (3/7/15)
3 PT FG ATTEMPTS	6		at Kentucky (3/7/15)
	10		vs Kentucky (3/13/15)
3 PT FG PERCENTAGE	.091	(2-22)	WILLIAM & MARY (11/14/14)
	.167	(2-12)	at Texas A&M (2/14/15)
FREE THROWS MADE	2		JACKSONVILLE (12/14/14)
	5		ULM (11/21/14)
	5		vs UAB (11/27/14)
	5		ARKANSAS (1/31/15)
	5		TENNESSEE (2/28/15)
FREE THROW ATTEMPTS	6		JACKSONVILLE (12/14/14)
	7		vs UAB (11/27/14)
	7		ARKANSAS (1/31/15)
	7		TENNESSEE (2/28/15)
FREE THROW PERCENTAGE	.333	(2-6)	JACKSONVILLE (12/14/14)
	.526	(10-19)	vs Wake Forest (12/20/14)
REBOUNDS	19		TENNESSEE (2/28/15)
	20		JACKSONVILLE (12/14/14)
ASSISTS	4		WILLIAM & MARY (11/14/14)
	4		TEXAS SOUTHERN (12/12/14)
	4		JACKSONVILLE (12/14/14)
STEALS	2		WILLIAM & MARY (11/14/14)
	2		vs UAB (11/27/14)
	2		at Ole Miss (1/24/15)
	2		at Mizzou (2/24/15)
BLOCKED SHOTS	0		YALE (12/8/14)
	0		JACKSONVILLE (12/14/14)
TURNOVERS	7		vs Kentucky (3/13/15)
	8		at Texas A&M (2/14/15)
	8		at Kentucky (3/7/15)
FOULS	9		at LSU (2/21/15)
	9		at Kentucky (3/7/15)

2014-15 Florida Basketball
Florida Player High/Low Analysis (as of Apr 21, 2015)
All games

Florida - INDIVIDUAL GAME HIGHS

Points	27		Frazier, Michael at Ole Miss (1/24/15)
	25		Finney-Smith, Dorian vs Jacksonville (12/14/14)
	23		Finney-Smith, Dorian vs Alabama (3/12/15)
	22		Carter, Eli at Texas A&M (2/14/15)
	22		Frazier, Michael vs Jacksonville (12/14/14)
Field Goals Made	10		Finney-Smith, Dorian vs Jacksonville (12/14/14)
	9		Carter, Eli at Texas A&M (2/14/15)
Field Goal Att.	17		Carter, Eli at Texas A&M (2/14/15)
	17		Carter, Eli at Vanderbilt (2/3/15)
FG Pct (min 5 made)	1.000	(5-5)	Walker, Chris at Texas A&M (2/14/15)
	1.000	(5-5)	Kurtz, Jacob vs Yale (12/8/14)
3-Point FG Made	6		Frazier, Michael at Ole Miss (1/24/15)
	6		Frazier, Michael vs Jacksonville (12/14/14)
3-Point FG Att.	11		Frazier, Michael vs Jacksonville (12/14/14)
	10		Carter, Eli at Texas A&M (2/14/15)
	10		Frazier, Michael vs North Carolina (11/28/14)
3-Pt FG Pct (min 2 made)	1.000	(2-2)	Finney-Smith, Dorian vs Georgetown (11/26/14)
	.800	(4-5)	Finney-Smith, Dorian vs Tennessee (2/28/15)
	.800	(4-5)	Finney-Smith, Dorian at Ole Miss (1/24/15)
Free Throws Made	11		Frazier, Michael vs ULM (11/21/14)
	10		Hill, Kasey vs North Carolina (11/28/14)
Free Throw Att.	13		Frazier, Michael vs ULM (11/21/14)
	12		Chiozza, Chris vs Texas A&M (3/3/15)
	12		Hill, Kasey vs North Carolina (11/28/14)
FT Pct (min 3 made)	1.000	(7-7)	Frazier, Michael at Ole Miss (1/24/15)
	1.000	(5-5)	Frazier, Michael at Vanderbilt (2/3/15)
	1.000	(5-5)	Frazier, Michael at Alabama (1/27/15)
	1.000	(4-4)	Carter, Eli at LSU (2/21/15)
	1.000	(4-4)	Horford, Jon at Vanderbilt (2/3/15)
	1.000	(4-4)	Kurtz, Jacob vs Arkansas (1/31/15)
	1.000	(4-4)	Murphy, Alex vs LSU (1/20/15)
	1.000	(4-4)	Frazier, Michael vs Auburn (1/15/15)
	1.000	(4-4)	Finney-Smith, Dorian vs Auburn (1/15/15)
	1.000	(4-4)	Carter, Eli vs Mississippi State (1/10/15)
	1.000	(4-4)	Robinson, Devin vs North Carolina (11/28/14)
	1.000	(4-4)	Horford, Jon vs UAB (11/27/14)
	1.000	(4-4)	Horford, Jon vs Miami (11/17/14)
	1.000	(4-4)	Finney-Smith, Dorian vs William & Mary (11/14/14)
	1.000	(3-3)	Hill, Kasey at Florida State (12/30/14)
	1.000	(3-3)	Frazier, Michael vs Texas Southern (12/12/14)
	1.000	(3-3)	Robinson, Devin vs Texas Southern (12/12/14)
	1.000	(3-3)	Frazier, Michael vs North Carolina (11/28/14)
Rebounds	13		Kurtz, Jacob vs ULM (11/21/14)
	11		Finney-Smith, Dorian vs Alabama (3/12/15)
	11		Horford, Jon vs Georgetown (11/26/14)
Assists	10		Hill, Kasey at Texas A&M (2/14/15)
	10		Hill, Kasey vs Yale (12/8/14)
Steals	6		Frazier, Michael at Vanderbilt (2/3/15)
	6		Chiozza, Chris vs UAB (11/27/14)
Blocked Shots	5		Walker, Chris vs Vanderbilt (2/18/15)
	4		Walker, Chris at Texas A&M (2/14/15)
	4		Walker, Chris vs Texas Southern (12/12/14)
Turnovers	6		Hill, Kasey at South Carolina (1/7/15)

	5	Carter, Eli vs Texas A&M (3/3/15)
	5	Hill, Kasey vs Vanderbilt (2/18/15)
	5	Frazier, Michael at Alabama (1/27/15)
	5	Finney-Smith, Dorian at Ole Miss (1/24/15)
	5	Finney-Smith, Dorian vs LSU (1/20/15)
	5	Finney-Smith, Dorian at Florida State (12/30/14)
	5	Hill, Kasey vs ULM (11/21/14)
Fouls	5	Finney-Smith, Dorian vs Texas A&M (3/3/15)
	5	Murphy, Alex at Vanderbilt (2/3/15)
	5	Finney-Smith, Dorian at Vanderbilt (2/3/15)
	5	Finney-Smith, Dorian at Ole Miss (1/24/15)
	5	Hill, Kasey at South Carolina (1/7/15)
	5	Chiozza, Chris at South Carolina (1/7/15)
	5	Robinson, Devin at Kansas (12/5/14)
	5	Robinson, Devin vs North Carolina (11/28/14)
	5	Finney-Smith, Dorian vs North Carolina (11/28/14)
	5	Carter, Eli vs Miami (11/17/14)
Minutes	39	Frazier, Michael vs ULM (11/21/14)

2014-15 Florida Basketball
Florida Opponent High/Low Analysis (as of Apr 21, 2015)
All games

OPPONENT INDIVIDUAL GAME HIGHS

Points	28		WRIGHT at Mizzou (2/24/15)
	28		MARTIN, Jarell at LSU (2/21/15)
	24		Angel Rodriguez vs Miami (11/17/14)
	23		Aaron Harrison vs Kentucky (2/7/15)
	22		MARTIN, Jarell vs LSU (1/20/15)
Field Goals Made	10		WRIGHT at Mizzou (2/24/15)
	9		Portis, Bobby vs Arkansas (1/31/15)
	9		Selden Jr., Wayne at Kansas (12/5/14)
Field Goal Att.	18		LACHANCE, Riley vs Vanderbilt (2/18/15)
	15		MICKEY, Jordan at LSU (2/21/15)
	15		MARTIN, Jarell at LSU (2/21/15)
	15		Portis, Bobby vs Arkansas (1/31/15)
	15		MARTIN, Jarell vs LSU (1/20/15)
	15		Miller-McIntyre,Codi vs Wake Forest (12/20/14)
	15		Selden Jr., Wayne at Kansas (12/5/14)
	15		Prewitt, Omar vs William & Mary (11/14/14)
FG Pct (min 5 made)	.889	(8-9)	Moore,Armani vs Tennessee (2/28/15)
	.875	(7-8)	Alex Caruso vs Texas A&M (3/3/15)
	.875	(7-8)	Thornton, Marcus at Georgia (1/17/15)
3-Point FG Made	6		WRIGHT at Mizzou (2/24/15)
	5		Angel Rodriguez vs Miami (11/17/14)
3-Point FG Att.	10		Samuel, Jamaal vs ULM (11/21/14)
	8		WRIGHT at Mizzou (2/24/15)
	8		Angel Rodriguez vs Miami (11/17/14)
3-Pt FG Pct (min 2 made)	.800	(4-5)	Gaines, Kenny at Georgia (1/17/15)
	.750	(6-8)	WRIGHT at Mizzou (2/24/15)
	.750	(3-4)	Alex Caruso vs Texas A&M (3/3/15)
	.750	(3-4)	Frazier, J.J. at Georgia (1/17/15)
Free Throws Made	11		Randolph, Levi vs Alabama (3/12/15)
	11		MARTIN, Jarell at LSU (2/21/15)
Free Throw Att.	16		MARTIN, Jarell at LSU (2/21/15)
	11		Randolph, Levi vs Alabama (3/12/15)
	11		SIKAM, James at Vanderbilt (2/3/15)
FT Pct (min 3 made)	1.000	(11-11)	Randolph, Levi vs Alabama (3/12/15)
	1.000	(9-9)	JOHNSON, Tyrone at South Carolina (1/7/15)
	1.000	(8-8)	Aaron Harrison vs Kentucky (2/7/15)
	1.000	(8-8)	Alexander, Cliff at Kansas (12/5/14)
	1.000	(7-7)	Karl-Anthony Towns vs Kentucky (2/7/15)
	1.000	(6-6)	MICKEY, Jordan vs LSU (1/20/15)
	1.000	(6-6)	SAMUEL, Terrence vs UConn (1/3/15)
	1.000	(5-5)	Willie Cauley-Stein vs Kentucky (2/7/15)
	1.000	(5-5)	Cofer, Phil at Florida State (12/30/14)
	1.000	(4-4)	Aaron Harrison vs Kentucky (3/13/15)
	1.000	(4-4)	HORNSBY, Keith at LSU (2/21/15)
	1.000	(4-4)	QUARTERMAN, Tim at LSU (2/21/15)
	1.000	(4-4)	Kourtney Roberson at Texas A&M (2/14/15)
	1.000	(4-4)	Jalen Jones at Texas A&M (2/14/15)
	1.000	(4-4)	Moody,Stefan vs Ole Miss (2/12/15)
	1.000	(4-4)	QUARTERMAN, Tim vs LSU (1/20/15)
	1.000	(4-4)	MCKIE, Justin at South Carolina (1/7/15)
	1.000	(4-4)	Rathan-Mayes, Xavier at Florida State (12/30/14)
	1.000	(4-4)	Biggs,Deverell vs Texas Southern (12/12/14)
	1.000	(4-4)	Justin Jackson vs North Carolina (11/28/14)

	1.000	(4-4)	J.P. Tokoto vs North Carolina (11/28/14)
	1.000	(4-4)	Tonye Jekiri vs Miami (11/17/14)
	1.000	(3-3)	Karl-Anthony Towns vs Kentucky (3/13/15)
	1.000	(3-3)	Reese,Derek vs Tennessee (2/28/15)
	1.000	(3-3)	SIAKAM, James vs Vanderbilt (2/18/15)
	1.000	(3-3)	Thompson, Alex vs Auburn (1/15/15)
	1.000	(3-3)	Ghani, Khaliq vs Yale (12/8/14)
Rebounds	14		MICKEY, Jordan vs LSU (1/20/15)
	13		MARTIN, Jarell at LSU (2/21/15)
	13		Kennedy Meeks vs North Carolina (11/28/14)
Assists	9		Alex Caruso at Texas A&M (2/14/15)
	8		Summers,Jarvis at Ole Miss (1/24/15)
	8		QUARTERMAN, Tim vs LSU (1/20/15)
Steals	4		Thomas,Devin vs Wake Forest (12/20/14)
	4		Justin Jackson vs North Carolina (11/28/14)
Blocked Shots	6		Karl-Anthony Towns at Kentucky (3/7/15)
	5		SIAKAM, James at Vanderbilt (2/3/15)
Turnovers	10		Thomas,Devin vs Wake Forest (12/20/14)
	6		BALDWIN IV, Wade at Vanderbilt (2/3/15)
	6		Harris, Alandise vs Arkansas (1/31/15)
	6		Kennedy Meeks vs North Carolina (11/28/14)
Fouls	5		Cooper, Rodney vs Alabama (3/12/15)
	5		Obasohan, Retin vs Alabama (3/12/15)
	5		JONES, Damian vs Vanderbilt (2/18/15)
	5		THORNWELL, Sindarius at South Carolina (1/7/15)
	5		Isaiah Hicks vs North Carolina (11/28/14)
	5		HOPKINS, Mikael vs Georgetown (11/26/14)
	5		TRAWICK, Jabril vs Georgetown (11/26/14)
	5		Roberson, Justin vs ULM (11/21/14)

2014-15 Florida Basketball
Florida Combined Team Statistics (as of Apr 21, 2015)
Games won

RECORD:	OVERALL	HOME	AWAY	NEUTRAL
ALL GAMES	16-0	11-0	2-0	3-0
CONFERENCE	8-0	6-0	2-0	0-0
NON-CONFERENCE	8-0	5-0	0-0	3-0

#	Player	gp-gs	min	avg	Total		3-Point		F-Throw		Rebounds				pf	dq	a	to	blk	stl	pts	avg
					fg-fga	fg%	3fg-fga	3fg%	ft-fa	ft%	off	def	tot	avg								
10	Finney-Smith, Dorian	14-12	375	26.8	76-147	.517	28-63	.444	30-49	.612	44	47	91	6.5	28	1	23	23	13	18	210	15.0
20	Frazier, Michael	13-9	374	28.8	49-123	.398	27-82	.329	37-44	.841	10	46	56	4.3	21	0	24	19	1	13	162	12.5
01	Carter, Eli	12-7	302	25.2	35-93	.376	23-62	.371	22-25	.880	3	25	28	2.3	12	0	26	21	0	13	115	9.6
21	Horford, Jon	14-13	297	21.2	38-70	.543	4-19	.211	17-21	.810	19	49	68	4.9	31	0	6	7	17	4	97	6.9
03	Robinson, Devin	16-9	282	17.6	39-90	.433	8-38	.211	18-25	.720	12	34	46	2.9	22	0	14	10	2	8	104	6.5
00	Hill, Kasey	16-15	471	29.4	34-90	.378	3-11	.273	26-49	.531	4	34	38	2.4	25	1	75	32	2	20	97	6.1
05	Murphy, Alex	10-1	145	14.5	21-38	.553	3-13	.231	15-25	.600	5	15	20	2.0	16	0	3	15	3	7	60	6.0
11	Chiozza, Chris	16-7	401	25.1	28-61	.459	16-36	.444	16-35	.457	9	32	41	2.6	33	1	34	19	1	22	88	5.5
23	Walker, Chris	15-3	235	15.7	32-61	.525	0-1	.000	6-16	.375	19	37	56	3.7	26	0	2	15	25	6	70	4.7
30	Kurtz, Jacob	16-4	318	19.9	24-43	.558	0-1	.000	15-22	.682	30	41	71	4.4	20	0	19	20	1	11	63	3.9
24	Hodskins, Zach	4-0	7	1.8	0-2	.000	0-1	.000	0-0	.000	0	0	0	0.0	1	0	0	1	0	0	0	0.0
14	Edwards, Lexx	7-0	17	2.4	0-0	.000	0-0	.000	0-0	.000	0	4	4	0.6	2	0	1	0	0	0	0	0.0
12	Graham, Dillon	1-0	3	3.0	0-1	.000	0-1	.000	0-0	.000	0	0	0	0.0	0	0	0	0	0	1	0	0.0
Team											24	29	53				7					
Total.....		16	3227		376-819	.459	112-328	.341	202-311	.650	179	393	572	35.8	237	3	227	189	65	123	1066	66.6
Opponents.....		16	3225		294-800	.368	80-269	.297	156-222	.703	149	325	474	29.6	267	5	138	228	50	81	824	51.5

TEAM STATISTICS	UF	OPP	Date	Opponent	Score	Att.
SCORING	1066	824	11/14/14	WILLIAM & MARY	w 68-45	10861
Points per game	66.6	51.5	11/21/14	ULM	wot 61-56	11003
Scoring margin	+15.1	-	11/27/14	vs UAB	w 56-47	2408
FIELD GOALS-ATT	376-819	294-800	12/8/14	YALE	w 85-47	8711
Field goal pct	.459	.368	12/12/14	TEXAS SOUTHERN	w 75-50	9212
3 POINT FG-ATT	112-328	80-269	12/14/14	JACKSONVILLE	w 79-34	10123
3-point FG pct	.341	.297	2 12/20/14	vs Wake Forest	w 63-50	10175
3-pt FG made per game	7.0	5.0	* 1/7/15	at South Carolina	w 72-68	12181
FREE THROWS-ATT	202-311	156-222	* 1/10/15	MISSISSIPPI STATE	w 72-47	11966
Free throw pct	.650	.703	* 1/15/15	AUBURN	w 75-55	10346
F-Throws made per game	12.6	9.8	* 1/27/15	at Alabama	w 52-50	10759
REBOUNDS	572	474	* 1/31/15	ARKANSAS	w 57-56	11861
Rebounds per game	35.8	29.6	* 2/18/15	VANDERBILT	w 50-47	9417
Rebounding margin	+6.1	-	* 2/28/15	TENNESSEE	w 66-49	11970
ASSISTS	227	138	* 3/3/15	TEXAS A&M	w 66-62	8591
Assists per game	14.2	8.6	3 3/12/15	vs Alabama	w 69-61	10563
TURNOVERS	189	228	* = Conference game			
Turnovers per game	11.8	14.3	1 = Battle 4 Atlantis, Paradise Island, Bahamas			
Turnover margin	+2.4	-	2 = Orange Bowl Classic, BB&T Center, Sunrise, Fla.			
Assist/turnover ratio	1.2	0.6	3 = SEC Tournament, Bridgestone Arena, Nashville, Tenn.			
STEALS	123	81				
Steals per game	7.7	5.1				
BLOCKS	65	50				
Blocks per game	4.1	3.1				
ATTENDANCE	114061	46086				
Home games-Avg/Game	11-10369	2-11470				
Neutral site-Avg/Game	-	3-7715				

Score by Periods	1st	2nd	OT	Totals
Florida	532	524	10	1066
Opponents	375	444	5	824

2014-15 Florida Basketball
Florida Combined Team Statistics (as of Apr 21, 2015)
Games lost

RECORD:	OVERALL	HOME	AWAY	NEUTRAL
ALL GAMES	0-17	0-5	0-9	0-3
CONFERENCE	0-10	0-3	0-7	0-0
NON-CONFERENCE	0-7	0-2	0-2	0-3

##	Player	gp-gs	min	avg	Total		3-Point		F-Throw		Rebounds			pf	dq	a	to	blk	stl	pts	avg			
					fg-fga	fg%	3fg-fga	3fg%	ft-fta	ft%	off	def	tot									avg		
20	Frazier, Michael	13-10	385	29.6	49-112	.438	30-68	.441	24-26	.923	13	38	51	3.9	23	0	13	27	1	18	152	11.7		
10	Finney-Smith, Dorian	14-12	407	29.1	61-143	.427	21-52	.404	14-26	.538	29	54	83	5.9	46	3	21	31	11	14	157	11.2		
01	Carter, Eli	16-10	384	24.0	50-142	.352	20-79	.253	12-17	.706	4	23	27	1.7	34	1	29	23	0	11	132	8.3		
00	Hill, Kasey	17-17	529	31.1	55-145	.379	5-18	.278	24-46	.522	9	30	39	2.3	41	0	74	40	6	12	139	8.2		
03	Robinson, Devin	17-8	346	20.4	39-104	.375	13-44	.295	17-30	.567	15	31	46	2.7	35	2	9	21	11	9	108	6.4		
21	Horford, Jon	17-15	324	19.1	40-91	.440	9-32	.281	15-20	.750	29	52	81	4.8	36	0	4	11	10	6	104	6.1		
23	Walker, Chris	16-3	218	13.6	32-58	.552	0-2	.000	11-28	.393	22	30	52	3.3	37	0	0	17	11	4	75	4.7		
05	Murphy, Alex	13-3	182	14.0	21-54	.389	3-20	.150	12-19	.632	6	20	26	2.0	18	1	3	6	3	2	57	4.4		
30	Kurtz, Jacob	17-3	292	17.2	27-42	.643	0-1	.000	15-21	.714	21	25	46	2.7	27	0	13	16	0	12	69	4.1		
11	Chiozza, Chris	17-4	351	20.6	16-52	.308	5-29	.172	5-9	.556	4	27	31	1.8	21	0	38	22	0	17	42	2.5		
14	Edwards, Lexx	3-0	7	2.3	0-1	.000	0-1	.000	0-0	.000	0	1	1	0.3	3	0	0	0	0	0	0	0.0		
Team											17	23	40											
Total.....		17	3425		390-944	.413	106-346	.306	149-242	.616	169	354	523	30.8	321	7	204	220	53	105	1035	60.9		
Opponents.....		17	3425		379-848	.447	90-250	.360	308-401	.768	158	426	584	34.4	254	3	210	224	80	101	1158	68.1		

TEAM STATISTICS	UF	OPP	Date	Opponent	Score	Att.
SCORING	1035	1158	11/17/14	MIAMI	L 67-69	11156
Points per game	60.9	68.1	1 11/26/14	vs Georgetown	Lot 65-66	3240
Scoring margin	-7.2	-	1 11/28/14	vs North Carolina	L 64-75	3298
FIELD GOALS-ATT	390-944	379-848	12/5/14	at Kansas	L 65-71	16300
Field goal pct	.413	.447	12/30/14	at Florida State	L 63-65	8273
3 POINT FG-ATT	106-346	90-250	1/3/15	UCONN	L 59-63	11041
3-point FG pct	.306	.360	* 1/17/15	at Georgia	L 61-73	10523
3-pt FG made per game	6.2	5.3	* 1/20/15	LSU	L 61-79	10160
FREE THROWS-ATT	149-242	308-401	* 1/24/15	at Ole Miss	L 71-72	8812
Free throw pct	.616	.768	* 2/3/15	at Vanderbilt	L 61-67	9815
F-Throws made per game	8.8	18.1	* 2/7/15	KENTUCKY	L 61-68	12578
REBOUNDS	523	584	* 2/12/15	OLE MISS	L 61-62	10127
Rebounds per game	30.8	34.4	* 2/14/15	at Texas A&M	L 62-63	9418
Rebounding margin	-3.6	-	* 2/21/15	at LSU	L 63-70	9203
ASSISTS	204	210	* 2/24/15	at Mizzou	L 52-64	7631
Assists per game	12.0	12.4	* 3/7/15	at Kentucky	L 50-67	24428
TURNOVERS	220	224	3 3/13/15	vs Kentucky	L 49-64	18205
Turnovers per game	12.9	13.2	* = Conference game			
Turnover margin	+0.2	-	1 = Battle 4 Atlantis, Paradise Island, Bahamas			
Assist/turnover ratio	0.9	0.9	2 = Orange Bowl Classic, BB&T Center, Sunrise, Fla.			
STEALS	105	101	3 = SEC Tournament, Bridgestone Arena, Nashville, Tenn.			
Steals per game	6.2	5.9				
BLOCKS	53	80				
Blocks per game	3.1	4.7				
ATTENDANCE	55062	129146				
Home games-Avg/Game	5-11012	9-11600				
Neutral site-Avg/Game	-	3-8248				

Score by Periods	1st	2nd	OT	Totals
Florida	512	511	12	1035
Opponents	520	625	13	1158

2014-15 Florida Basketball
Florida Combined Team Statistics (as of Apr 21, 2015)
Home games

RECORD:	OVERALL	HOME	AWAY	NEUTRAL
ALL GAMES	11-5	11-5	0-0	0-0
CONFERENCE	6-3	6-3	0-0	0-0
NON-CONFERENCE	5-2	5-2	0-0	0-0

##	Player	gp-gs	min	avg	Total		3-Point		F-Throw		Rebounds			pf	dq	a	to	blk	stl	pts	avg			
					fg-fga	fg%	3fg-fga	3fg%	ft-fta	ft%	off	def	tot									avg		
10	Finney-Smith, Dorian	13-10	336	25.8	73-137	.533	29-58	.500	27-42	.643	39	43	82	6.3	27	1	19	26	11	14	202	15.5		
20	Frazier, Michael	12-10	348	29.0	49-112	.438	26-66	.394	24-26	.923	11	42	53	4.4	17	0	19	13	1	16	148	12.3		
01	Carter, Eli	14-8	352	25.1	43-110	.391	25-73	.342	19-22	.864	3	20	23	1.6	20	1	27	23	0	15	130	9.3		
03	Robinson, Devin	16-9	290	18.1	44-90	.489	11-40	.275	14-24	.583	12	33	45	2.8	24	0	15	13	5	10	113	7.1		
21	Horford, Jon	15-13	312	20.8	41-82	.500	6-20	.300	17-23	.739	15	52	67	4.5	33	0	7	9	18	4	105	7.0		
00	Hill, Kasey	16-15	496	31.0	40-111	.360	3-14	.214	22-43	.512	6	33	39	2.4	23	0	88	27	5	21	105	6.6		
05	Murphy, Alex	10-1	127	12.7	19-35	.543	4-13	.308	11-19	.579	3	10	13	1.3	15	0	1	12	2	3	53	5.3		
11	Chiozza, Chris	16-6	400	25.0	27-63	.429	11-36	.306	11-29	.379	6	32	38	2.4	25	0	34	17	1	21	76	4.8		
23	Walker, Chris	14-3	214	15.3	28-52	.538	0-0	.000	7-22	.318	19	35	54	3.9	22	0	2	11	19	5	63	4.5		
30	Kurtz, Jacob	16-5	325	20.3	28-46	.609	0-1	.000	12-19	.632	30	41	71	4.4	26	0	18	22	1	11	68	4.3		
24	Hodskins, Zach	4-0	7	1.8	0-2	.000	0-1	.000	0-0	.000	0	0	0	0.0	1	0	0	1	0	0	0	0.0		
14	Edwards, Lexx	8-0	17	2.1	0-0	.000	0-0	.000	0-0	.000	0	4	4	0.5	3	0	1	0	0	0	0	0.0		
12	Graham, Dillon	1-0	3	3.0	0-1	.000	0-1	.000	0-0	.000	0	0	0	0.0	0	0	0	0	0	1	0	0.0		
Team											21	31	52											
Total.....		16	3227		392-841	.466	115-323	.356	164-269	.610	165	376	541	33.8	236	2	231	180	63	121	1063	66.4		
Opponents.....		16	3225		316-819	.386	89-270	.330	168-224	.750	155	341	496	31.0	255	2	151	218	43	78	889	55.6		

TEAM STATISTICS	UF	OPP	Date	Opponent	Score	Att.
SCORING	1063	889	11/14/14	WILLIAM & MARY	w 68-45	10861
Points per game	66.4	55.6	11/17/14	MIAMI	L 67-69	11156
Scoring margin	+10.9	-	11/21/14	ULM	Wot 61-56	11003
FIELD GOALS-ATT	392-841	316-819	12/8/14	YALE	w 85-47	8711
Field goal pct	.466	.386	12/12/14	TEXAS SOUTHERN	w 75-50	9212
3 POINT FG-ATT	115-323	89-270	12/14/14	JACKSONVILLE	w 79-34	10123
3-point FG pct	.356	.330	1/3/15	UCONN	L 59-63	11041
3-pt FG made per game	7.2	5.6	* 1/10/15	MISSISSIPPI STATE	w 72-47	11966
FREE THROWS-ATT	164-269	168-224	* 1/15/15	AUBURN	w 75-55	10346
Free throw pct	.610	.750	* 1/20/15	LSU	L 61-79	10160
F-Throws made per game	10.3	10.5	* 1/31/15	ARKANSAS	w 57-56	11861
REBOUNDS	541	496	* 2/7/15	KENTUCKY	L 61-68	12578
Rebounds per game	33.8	31.0	* 2/12/15	OLE MISS	L 61-62	10127
Rebounding margin	+2.8	-	* 2/18/15	VANDERBILT	w 50-47	9417
ASSISTS	231	151	* 2/28/15	TENNESSEE	w 66-49	11970
Assists per game	14.4	9.4	* 3/3/15	TEXAS A&M	w 66-62	8591
TURNOVERS	180	218	* = Conference game			
Turnovers per game	11.3	13.6	1 = Battle 4 Atlantis, Paradise Island, Bahamas			
Turnover margin	+2.4	-	2 = Orange Bowl Classic, BB&T Center, Sunrise, Fla.			
Assist/turnover ratio	1.3	0.7	3 = SEC Tournament, Bridgestone Arena, Nashville, Tenn.			
STEALS	121	78				
Steals per game	7.6	4.9				
BLOCKS	63	43				
Blocks per game	3.9	2.7				
ATTENDANCE	169123	0				
Home games-Avg/Game	16-10570	0-0				
Neutral site-Avg/Game	-	0-0				

Score by Periods	1st	2nd	OT	Totals
Florida	548	505	10	1063
Opponents	399	485	5	889

2014-15 Florida Basketball
Florida Combined Team Statistics (as of Apr 21, 2015)
Away games

RECORD:	OVERALL	HOME	AWAY	NEUTRAL
ALL GAMES	2-9	0-0	2-9	0-0
CONFERENCE	2-7	0-0	2-7	0-0
NON-CONFERENCE	0-2	0-0	0-2	0-0

##	Player	gp-gs	min	avg	Total		3-Point		F-Throw		Rebounds				pf	dq	a	to	blk	stl	pts	avg	
					fg-fga	fg%	3fg-fga	3fg%	ft-fta	ft%	off	def	tot	avg									
20	Frazier, Michael	8-5	237	29.6	30-64	.469	20-41	.488	24-25	.960	4	22	26	3.3	12	0	12	21	0	9	104	13.0	
10	Finney-Smith, Dorian	9-9	266	29.6	39-88	.443	12-31	.387	6-13	.462	12	40	52	5.8	29	2	14	19	11	10	96	10.7	
01	Carter, Eli	10-7	238	23.8	31-87	.356	14-49	.286	12-15	.800	2	22	24	2.4	19	0	19	15	0	4	88	8.8	
00	Hill, Kasey	11-11	322	29.3	31-79	.392	4-12	.333	13-29	.448	6	22	28	2.5	27	1	45	32	1	6	79	7.2	
03	Robinson, Devin	11-6	243	22.1	26-75	.347	7-29	.241	11-18	.611	11	22	33	3.0	23	1	5	17	4	6	70	6.4	
23	Walker, Chris	11-2	165	15.0	29-49	.592	0-2	.000	3-10	.300	12	21	33	3.0	27	0	0	15	14	1	61	5.5	
21	Horford, Jon	10-9	168	16.8	18-44	.409	4-16	.250	9-12	.750	18	29	47	4.7	20	0	1	6	3	3	49	4.9	
30	Kurtz, Jacob	11-0	183	16.6	18-26	.692	0-1	.000	17-22	.773	12	18	30	2.7	12	0	8	6	0	7	53	4.8	
05	Murphy, Alex	10-3	151	15.1	18-46	.391	2-16	.125	8-15	.533	5	17	22	2.2	17	1	4	4	2	4	46	4.6	
11	Chiozza, Chris	11-3	220	20.0	9-29	.310	4-17	.235	4-6	.667	4	15	19	1.7	18	1	24	16	0	9	26	2.4	
14	Edwards, Lexx	2-0	7	3.5	0-1	.000	0-1	.000	0-0	.000	0	1	1	0.5	2	0	0	0	0	0	0	0.0	
Team											13	13	26										
Total.....		11	2200		249-588	.423	67-215	.312	107-165	.648	99	242	341	31.0	206	6	132	155	35	59	672	61.1	
Opponents.....		11	2200		234-540	.433	55-167	.329	205-274	.748	95	264	359	32.6	152	1	133	140	56	70	730	66.4	

TEAM STATISTICS	UF	OPP	Date	Opponent	Score	Att.
SCORING	672	730	12/5/14	at Kansas	L 65-71	16300
Points per game	61.1	66.4	12/30/14	at Florida State	L 63-65	8273
Scoring margin	-5.3	-	* 1/7/15	at South Carolina	w 72-68	12181
FIELD GOALS-ATT	249-588	234-540	* 1/17/15	at Georgia	L 61-73	10523
Field goal pct	.423	.433	* 1/24/15	at Ole Miss	L 71-72	8812
3 POINT FG-ATT	67-215	55-167	* 1/27/15	at Alabama	w 52-50	10759
3-point FG pct	.312	.329	* 2/3/15	at Vanderbilt	L 61-67	9815
3-pt FG made per game	6.1	5.0	* 2/14/15	at Texas A&M	L 62-63	9418
FREE THROWS-ATT	107-165	205-274	* 2/21/15	at LSU	L 63-70	9203
Free throw pct	.648	.748	* 2/24/15	at Mizzou	L 52-64	7631
F-Throws made per game	9.7	18.6	* 3/7/15	at Kentucky	L 50-67	24428
REBOUNDS	341	359	* = Conference game			
Rebounds per game	31.0	32.6	1 = Battle 4 Atlantis, Paradise Island, Bahamas			
Rebounding margin	-1.6	-	2 = Orange Bowl Classic, BB&T Center, Sunrise, Fla.			
ASSISTS	132	133	3 = SEC Tournament, Bridgestone Arena, Nashville, Tenn.			
Assists per game	12.0	12.1				
TURNOVERS	155	140				
Turnovers per game	14.1	12.7				
Turnover margin	-1.4	-				
Assist/turnover ratio	0.9	1.0				
STEALS	59	70				
Steals per game	5.4	6.4				
BLOCKS	35	56				
Blocks per game	3.2	5.1				
ATTENDANCE	0	127343				
Home games-Avg/Game	0-0	11-11577				
Neutral site-Avg/Game	-	0-0				

Score by Periods	1st	2nd	Totals
Florida	331	341	672
Opponents	325	405	730

2014-15 Florida Basketball
Florida Combined Team Statistics (as of Apr 21, 2015)
Neutral site games

RECORD:	OVERALL	HOME	AWAY	NEUTRAL
ALL GAMES	3-3	0-0	0-0	3-3
CONFERENCE	0-0	0-0	0-0	0-0
NON-CONFERENCE	3-3	0-0	0-0	3-3

##	Player	gp-gs	min	avg	Total		3-Point		F-Throw		Rebounds			pf	dq	a	to	blk	stl	pts	avg	
					fg-fga	fg%	3fg-fga	3fg%	ft-fta	ft%	off	def	tot									avg
10	Finney-Smith, Dorian	6-5	180	30.0	25-65	.385	8-26	.308	11-20	.550	22	18	40	6.7	18	1	11	9	2	8	69	11.5
20	Frazier, Michael	6-4	174	29.0	19-59	.322	11-43	.256	13-19	.684	8	20	28	4.7	15	0	6	12	1	6	62	10.3
00	Hill, Kasey	6-6	182	30.3	18-45	.400	1-3	.333	15-23	.652	1	9	10	1.7	16	0	16	13	2	5	52	8.7
21	Horford, Jon	6-6	141	23.5	19-35	.543	3-15	.200	6-6	1.000	15	20	35	5.8	14	0	2	3	6	3	47	7.8
01	Carter, Eli	4-2	96	24.0	11-38	.289	4-19	.211	3-5	.600	2	6	8	2.0	7	0	9	6	0	5	29	7.3
05	Murphy, Alex	3-0	49	16.3	5-11	.455	0-4	.000	8-10	.800	3	8	11	3.7	2	0	1	5	2	2	18	6.0
03	Robinson, Devin	6-2	95	15.8	8-29	.276	3-13	.231	10-13	.769	4	10	14	2.3	10	1	3	1	4	1	29	4.8
11	Chiozza, Chris	6-2	132	22.0	8-21	.381	6-12	.500	6-9	.667	3	12	15	2.5	11	0	14	8	0	9	28	4.7
23	Walker, Chris	6-1	74	12.3	7-18	.389	0-1	.000	7-12	.583	10	11	21	3.5	14	0	0	6	3	4	21	3.5
30	Kurtz, Jacob	6-2	102	17.0	5-13	.385	0-0	.000	1-2	.500	9	7	16	2.7	9	0	6	8	0	5	11	1.8
Team											7	8	15				3					
Total.....		6	1225		125-334	.374	36-136	.265	80-119	.672	84	129	213	35.5	116	2	68	74	20	48	366	61.0
Opponents.....		6	1225		123-289	.426	26-82	.317	91-125	.728	57	146	203	33.8	114	5	64	94	31	34	363	60.5

TEAM STATISTICS	UF	OPP	Date	Opponent	Score	Att.	
SCORING	366	363	1	11/26/14	vs Georgetown	Lot 65-66	3240
Points per game	61.0	60.5	1	11/27/14	vs UAB	W 56-47	2408
Scoring margin	+0.5	-	1	11/28/14	vs North Carolina	L 64-75	3298
FIELD GOALS-ATT	125-334	123-289	2	12/20/14	vs Wake Forest	W 63-50	10175
Field goal pct	.374	.426	3	3/12/15	vs Alabama	W 69-61	10563
3 POINT FG-ATT	36-136	26-82	3	3/13/15	vs Kentucky	L 49-64	18205
3-point FG pct	.265	.317	* = Conference game				
3-pt FG made per game	6.0	4.3	1 = Battle 4 Atlantis, Paradise Island, Bahamas				
FREE THROWS-ATT	80-119	91-125	2 = Orange Bowl Classic, BB&T Center, Sunrise, Fla.				
Free throw pct	.672	.728	3 = SEC Tournament, Bridgestone Arena, Nashville, Tenn.				
F-Throws made per game	13.3	15.2					
REBOUNDS	213	203					
Rebounds per game	35.5	33.8					
Rebounding margin	+1.7	-					
ASSISTS	68	64					
Assists per game	11.3	10.7					
TURNOVERS	74	94					
Turnovers per game	12.3	15.7					
Turnover margin	+3.3	-					
Assist/turnover ratio	0.9	0.7					
STEALS	48	34					
Steals per game	8.0	5.7					
BLOCKS	20	31					
Blocks per game	3.3	5.2					
ATTENDANCE	0	47889					
Home games-Avg/Game	0-0	0-0					
Neutral site-Avg/Game	-	6-7982					

Score by Periods	1st	2nd	OT	Totals
Florida	165	189	12	366
Opponents	171	179	13	363

2014-15 Florida Basketball
Florida Combined Team Statistics (as of Apr 21, 2015)
November Games Only

RECORD:	OVERALL	HOME	AWAY	NEUTRAL
ALL GAMES	3-3	2-1	0-0	1-2
CONFERENCE	0-0	0-0	0-0	0-0
NON-CONFERENCE	3-3	2-1	0-0	1-2

##	Player	gp-gs	min	avg	Total		3-Point		F-Throw		Rebounds				pf	dq	a	to	blk	stl	pts	avg
					fg-fga	fg%	3fg-fga	3fg%	ft-fta	ft%	off	def	tot	avg								
20	Frazier, Michael	6-6	210	35.0	29-69	.420	14-39	.359	19-25	.760	8	31	39	6.5	12	0	9	10	2	7	91	15.2
21	Horford, Jon	6-6	175	29.2	21-42	.500	5-19	.263	15-16	.938	15	27	42	7.0	10	0	2	6	10	3	62	10.3
10	Finney-Smith, Dorian	4-3	106	26.5	16-37	.432	3-11	.273	6-10	.600	12	8	20	5.0	12	1	4	8	1	5	41	10.3
01	Carter, Eli	4-2	101	25.3	12-34	.353	6-17	.353	6-8	.750	2	9	11	2.8	11	1	9	10	0	4	36	9.0
00	Hill, Kasey	6-6	192	32.0	14-50	.280	1-4	.250	20-27	.741	2	16	18	3.0	15	0	21	13	1	4	49	8.2
11	Chiozza, Chris	6-0	135	22.5	11-23	.478	4-12	.333	6-11	.545	1	9	10	1.7	11	0	11	12	0	16	32	5.3
23	Walker, Chris	4-1	67	16.8	7-19	.368	0-1	.000	6-10	.600	10	8	18	4.5	5	0	0	5	3	1	20	5.0
03	Robinson, Devin	6-2	97	16.2	8-32	.250	3-18	.167	6-9	.667	4	11	15	2.5	12	1	1	3	4	2	25	4.2
30	Kurtz, Jacob	6-4	162	27.0	11-25	.440	0-0	.000	3-5	.600	17	19	36	6.0	13	0	13	9	0	4	25	4.2
14	Edwards, Lexx	3-0	2	0.7	0-0	.000	0-0	.000	0-0	.000	0	1	1	0.3	1	0	0	0	0	0	0	0.0
24	Hodskins, Zach	1-0	2	2.0	0-1	.000	0-0	.000	0-0	.000	0	0	0	0.0	1	0	0	0	0	0	0	0.0
12	Graham, Dillon	1-0	3	3.0	0-1	.000	0-1	.000	0-0	.000	0	0	0	0.0	0	0	0	0	0	1	0	0.0
Team											8	8	16				2					
Total.....		6	1252		129-333	.387	36-122	.295	87-121	.719	79	147	226	37.7	103	3	70	78	21	47	381	63.5
Opponents.....		6	1250		129-315	.410	33-104	.317	67-94	.713	53	145	198	33.0	116	4	61	89	30	31	358	59.7

TEAM STATISTICS	UF	OPP	Date	Opponent	Score	Att.
SCORING	381	358	11/14/14	WILLIAM & MARY	W 68-45	10861
Points per game	63.5	59.7	11/17/14	MIAMI	L 67-69	11156
Scoring margin	+3.8	-	11/21/14	ULM	Wot 61-56	11003
FIELD GOALS-ATT	129-333	129-315	1 11/26/14	vs Georgetown	Lot 65-66	3240
Field goal pct	.387	.410	1 11/27/14	vs UAB	W 56-47	2408
3 POINT FG-ATT	36-122	33-104	1 11/28/14	vs North Carolina	L 64-75	3298
3-point FG pct	.295	.317				
3-pt FG made per game	6.0	5.5				
FREE THROWS-ATT	87-121	67-94				
Free throw pct	.719	.713				
F-Throws made per game	14.5	11.2				
REBOUNDS	226	198				
Rebounds per game	37.7	33.0				
Rebounding margin	+4.7	-				
ASSISTS	70	61				
Assists per game	11.7	10.2				
TURNOVERS	78	89				
Turnovers per game	13.0	14.8				
Turnover margin	+1.8	-				
Assist/turnover ratio	0.9	0.7				
STEALS	47	31				
Steals per game	7.8	5.2				
BLOCKS	21	30				
Blocks per game	3.5	5.0				
ATTENDANCE	33020	8946				
Home games-Avg/Game	3-11007	0-0				
Neutral site-Avg/Game	-	3-2982				

* = Conference game
1 = Battle 4 Atlantis, Paradise Island, Bahamas
2 = Orange Bowl Classic, BB&T Center, Sunrise, Fla.
3 = SEC Tournament, Bridgestone Arena, Nashville, Tenn.

Score by Periods	1st	2nd	OT	Totals
Florida	179	180	22	381
Opponents	160	180	18	358

2014-15 Florida Basketball
Florida Combined Team Statistics (as of Apr 21, 2015)
December Games Only

RECORD:	OVERALL	HOME	AWAY	NEUTRAL
ALL GAMES	4-2	3-0	0-2	1-0
CONFERENCE	0-0	0-0	0-0	0-0
NON-CONFERENCE	4-2	3-0	0-2	1-0

##	Player	gp-gs	min	avg	Total		3-Point		F-Throw		Rebounds				pf	dq	a	to	blk	stl	pts	avg
					fg-fga	fg%	3fg-fga	3fg%	ft-fta	ft%	off	def	tot	avg								
10	Finney-Smith, Dorian	6-6	164	27.3	35-65	.538	12-27	.444	5-13	.385	17	17	34	5.7	12	0	13	15	5	6	87	14.5
20	Frazier, Michael	6-6	170	28.3	31-66	.470	17-43	.395	5-6	.833	3	17	20	3.3	10	0	8	12	0	11	84	14.0
03	Robinson, Devin	6-5	141	23.5	17-41	.415	6-20	.300	7-10	.700	7	16	23	3.8	14	1	10	9	2	6	47	7.8
21	Horford, Jon	6-6	118	19.7	19-35	.543	2-9	.222	4-5	.800	10	21	31	5.2	14	0	4	3	5	5	44	7.3
23	Walker, Chris	6-0	91	15.2	20-36	.556	0-0	.000	4-11	.364	8	14	22	3.7	12	0	1	5	9	2	44	7.3
00	Hill, Kasey	6-5	176	29.3	19-39	.487	1-4	.250	5-8	.625	2	8	10	1.7	5	0	32	9	1	6	44	7.3
05	Murphy, Alex	2-1	46	23.0	4-9	.444	0-3	.000	6-9	.667	2	5	7	3.5	3	0	2	3	2	2	14	7.0
30	Kurtz, Jacob	6-0	113	18.8	13-17	.765	0-0	.000	2-4	.500	9	17	26	4.3	12	0	3	10	0	5	28	4.7
11	Chiozza, Chris	6-1	127	21.2	9-22	.409	7-15	.467	2-4	.500	3	8	11	1.8	10	0	14	6	1	7	27	4.5
01	Carter, Eli	3-0	38	12.7	3-8	.375	3-8	.375	2-2	1.000	0	2	2	0.7	2	0	4	3	0	3	11	3.7
24	Hodskins, Zach	3-0	5	1.7	0-1	.000	0-1	.000	0-0	.000	0	0	0	0.0	0	0	0	1	0	0	0	0.0
14	Edwards, Lexx	3-0	11	3.7	0-0	.000	0-0	.000	0-0	.000	0	3	3	1.0	2	0	1	0	0	0	0	0.0
Team											7	7	14				2					
Total.....		6	1200		170-339	.501	48-130	.369	42-72	.583	68	135	203	33.8	96	1	92	78	25	53	430	71.7
Opponents.....		6	1200		105-290	.362	27-94	.287	78-114	.684	64	120	184	30.7	77	0	46	96	10	34	317	52.8

TEAM STATISTICS	UF	OPP	Date	Opponent	Score	Att.
SCORING	430	317	12/5/14	at Kansas	L 65-71	16300
Points per game	71.7	52.8	12/8/14	YALE	w 85-47	8711
Scoring margin	+18.8	-	12/12/14	TEXAS SOUTHERN	w 75-50	9212
FIELD GOALS-ATT	170-339	105-290	12/14/14	JACKSONVILLE	w 79-34	10123
Field goal pct	.501	.362	2 12/20/14	vs Wake Forest	w 63-50	10175
3 POINT FG-ATT	48-130	27-94	12/30/14	at Florida State	L 63-65	8273
3-point FG pct	.369	.287				
3-pt FG made per game	8.0	4.5				
FREE THROWS-ATT	42-72	78-114				
Free throw pct	.583	.684				
F-Throws made per game	7.0	13.0				
REBOUNDS	203	184				
Rebounds per game	33.8	30.7				
Rebounding margin	+3.2	-				
ASSISTS	92	46				
Assists per game	15.3	7.7				
TURNOVERS	78	96				
Turnovers per game	13.0	16.0				
Turnover margin	+3.0	-				
Assist/turnover ratio	1.2	0.5				
STEALS	53	34				
Steals per game	8.8	5.7				
BLOCKS	25	10				
Blocks per game	4.2	1.7				
ATTENDANCE	28046	34748				
Home games-Avg/Game	3-9349	2-12286				
Neutral site-Avg/Game	-	1-10175				

* = Conference game
1 = Battle 4 Atlantis, Paradise Island, Bahamas
2 = Orange Bowl Classic, BB&T Center, Sunrise, Fla.
3 = SEC Tournament, Bridgestone Arena, Nashville, Tenn.

Score by Periods	1st	2nd	Totals
Florida	210	220	430
Opponents	135	182	317

2014-15 Florida Basketball
Florida Combined Team Statistics (as of Apr 21, 2015)
January Games Only

RECORD:	OVERALL	HOME	AWAY	NEUTRAL
ALL GAMES	5-4	3-2	2-2	0-0
CONFERENCE	5-3	3-1	2-2	0-0
NON-CONFERENCE	0-1	0-1	0-0	0-0

##	Player	gp-gs	min	avg	Total		3-Point		F-Throw		Rebounds				pf	dq	a	to	blk	stl	pts	avg		
					fg-fga	fg%	3fg-fga	3fg%	ft-fta	ft%	off	def	tot	avg										
10	Finney-Smith, Dorian	9-8	245	27.2	44-99	.444	16-40	.400	19-30	.633	19	36	55	6.1	23	1	18	20	8	13	123	13.7		
20	Frazier, Michael	9-5	264	29.3	27-70	.386	18-46	.391	26-27	.963	10	30	40	4.4	15	0	17	13	0	6	98	10.9		
01	Carter, Eli	9-3	202	22.4	25-66	.379	12-39	.308	12-13	.923	3	18	21	2.3	14	0	18	16	0	5	74	8.2		
00	Hill, Kasey	9-9	246	27.3	23-55	.418	4-7	.571	15-28	.536	3	17	20	2.2	24	1	37	20	3	10	65	7.2		
03	Robinson, Devin	9-5	141	15.7	20-45	.444	4-15	.267	8-14	.571	5	10	15	1.7	11	0	6	5	0	4	52	5.8		
30	Kurtz, Jacob	9-1	171	19.0	14-20	.700	0-0	.000	14-20	.700	12	16	28	3.1	11	0	8	9	1	7	42	4.7		
05	Murphy, Alex	9-0	100	11.1	16-31	.516	0-5	.000	8-15	.533	5	11	16	1.8	9	0	1	8	1	3	40	4.4		
23	Walker, Chris	9-5	138	15.3	18-31	.581	0-1	.000	3-11	.273	14	20	34	3.8	16	0	1	11	9	4	39	4.3		
21	Horford, Jon	7-4	88	12.6	9-21	.429	1-7	.143	3-4	.750	7	12	19	2.7	18	0	1	4	3	1	22	3.1		
11	Chiozza, Chris	9-5	202	22.4	9-25	.360	4-13	.308	3-7	.429	3	11	14	1.6	13	1	17	8	0	9	25	2.8		
14	Edwards, Lexx	2-0	3	1.5	0-0	.000	0-0	.000	0-0	.000	0	0	0	0.0	1	0	0	0	0	0	0	0.0		
Team											9	17	26											
Total.....		9	1800		205-463	.443	59-173	.341	111-169	.657	90	198	288	32.0	155	3	124	117	25	62	580	64.4		
Opponents.....		9	1800		189-442	.428	55-141	.390	130-171	.760	82	195	277	30.8	148	1	103	127	33	50	563	62.6		

TEAM STATISTICS	UF	OPP	Date	Opponent	Score	Att.
SCORING	580	563	1/3/15	UCONN	L 59-63	11041
Points per game	64.4	62.6	* 1/7/15	at South Carolina	w 72-68	12181
Scoring margin	+1.9	-	* 1/10/15	MISSISSIPPI STATE	w 72-47	11966
FIELD GOALS-ATT	205-463	189-442	* 1/15/15	AUBURN	w 75-55	10346
Field goal pct	.443	.428	* 1/17/15	at Georgia	L 61-73	10523
3 POINT FG-ATT	59-173	55-141	* 1/20/15	LSU	L 61-79	10160
3-point FG pct	.341	.390	* 1/24/15	at Ole Miss	L 71-72	8812
3-pt FG made per game	6.6	6.1	* 1/27/15	at Alabama	w 52-50	10759
FREE THROWS-ATT	111-169	130-171	* 1/31/15	ARKANSAS	w 57-56	11861
Free throw pct	.657	.760				
F-Throws made per game	12.3	14.4	* = Conference game			
REBOUNDS	288	277	1 = Battle 4 Atlantis, Paradise Island, Bahamas			
Rebounds per game	32.0	30.8	2 = Orange Bowl Classic, BB&T Center, Sunrise, Fla.			
Rebounding margin	+1.2	-	3 = SEC Tournament, Bridgestone Arena, Nashville, Tenn.			
ASSISTS	124	103				
Assists per game	13.8	11.4				
TURNOVERS	117	127				
Turnovers per game	13.0	14.1				
Turnover margin	+1.1	-				
Assist/turnover ratio	1.1	0.8				
STEALS	62	50				
Steals per game	6.9	5.6				
BLOCKS	25	33				
Blocks per game	2.8	3.7				
ATTENDANCE	55374	42275				
Home games-Avg/Game	5-11075	4-10569				
Neutral site-Avg/Game	-	0-0				

Score by Periods	1st	2nd	Totals
Florida	307	273	580
Opponents	256	307	563

2014-15 Florida Basketball
Florida Combined Team Statistics (as of Apr 21, 2015)
February Games Only

RECORD:	OVERALL	HOME	AWAY	NEUTRAL
ALL GAMES	2-6	2-2	0-4	0-0
CONFERENCE	2-6	2-2	0-4	0-0
NON-CONFERENCE	0-0	0-0	0-0	0-0

##	Player	gp-gs	min	avg	Total		3-Point		F-Throw		Rebounds				pf	dq	a	to	blk	stl	pts	avg		
					fg-fga	fg%	3fg-fga	3fg%	ft-fta	ft%	off	def	tot	avg										
20	Frazier, Michael	2-2	57	28.5	9-14	.643	6-9	.667	7-7	1.000	1	5	6	3.0	3	0	2	5	0	7	31	15.5		
10	Finney-Smith, Dorian	5-4	152	30.4	24-47	.511	10-20	.500	7-10	.700	12	23	35	7.0	13	1	2	7	7	5	65	13.0		
01	Carter, Eli	8-8	241	30.1	32-94	.340	15-59	.254	8-11	.727	2	14	16	2.0	12	0	17	7	0	9	87	10.9		
03	Robinson, Devin	8-5	175	21.9	25-60	.417	6-22	.273	7-12	.583	10	20	30	3.8	16	0	6	12	6	3	63	7.9		
00	Hill, Kasey	8-8	256	32.0	20-63	.317	2-14	.143	7-22	.318	5	18	23	2.9	13	0	43	19	2	8	49	6.1		
21	Horford, Jon	8-8	163	20.4	17-41	.415	4-12	.333	6-10	.600	10	31	41	5.1	15	0	1	2	5	1	44	5.5		
05	Murphy, Alex	8-3	125	15.6	15-38	.395	5-20	.250	6-10	.600	2	11	13	1.6	18	1	2	6	1	3	41	5.1		
23	Walker, Chris	8-0	106	13.3	15-25	.600	0-1	.000	4-12	.333	5	15	20	2.5	20	0	0	9	13	2	34	4.3		
30	Kurtz, Jacob	8-1	129	16.1	11-19	.579	0-1	.000	11-14	.786	12	12	24	3.0	9	0	5	7	0	7	33	4.1		
11	Chiozza, Chris	8-1	188	23.5	11-32	.344	3-19	.158	4-7	.571	4	19	23	2.9	13	0	19	9	0	7	29	3.6		
14	Edwards, Lexx	2-0	8	4.0	0-1	.000	0-1	.000	0-0	.000	0	1	1	0.5	1	0	0	0	0	0	0	0.0		
Team											12	11	23											
Total.....		8	1600		179-434	.412	51-178	.287	67-115	.583	75	180	255	31.9	133	2	97	87	34	52	476	59.5		
Opponents.....		8	1600		164-391	.419	39-128	.305	123-159	.774	63	202	265	33.1	114	1	101	100	40	44	490	61.2		

TEAM STATISTICS	UF	OPP	Date	Opponent	Score	Att.
SCORING	476	490	* 2/3/15	at Vanderbilt	L 61-67	9815
Points per game	59.5	61.2	* 2/7/15	KENTUCKY	L 61-68	12578
Scoring margin	-1.7	-	* 2/12/15	OLE MISS	L 61-62	10127
FIELD GOALS-ATT	179-434	164-391	* 2/14/15	at Texas A&M	L 62-63	9418
Field goal pct	.412	.419	* 2/18/15	VANDERBILT	w 50-47	9417
3 POINT FG-ATT	51-178	39-128	* 2/21/15	at LSU	L 63-70	9203
3-point FG pct	.287	.305	* 2/24/15	at Mizzou	L 52-64	7631
3-pt FG made per game	6.4	4.9	* 2/28/15	TENNESSEE	w 66-49	11970
FREE THROWS-ATT	67-115	123-159	* = Conference game			
Free throw pct	.583	.774	1 = Battle 4 Atlantis, Paradise Island, Bahamas			
F-Throws made per game	8.4	15.4	2 = Orange Bowl Classic, BB&T Center, Sunrise, Fla.			
REBOUNDS	255	265	3 = SEC Tournament, Bridgestone Arena, Nashville, Tenn.			
Rebounds per game	31.9	33.1				
Rebounding margin	-1.2	-				
ASSISTS	97	101				
Assists per game	12.1	12.6				
TURNOVERS	87	100				
Turnovers per game	10.9	12.5				
Turnover margin	+1.6	-				
Assist/turnover ratio	1.1	1.0				
STEALS	52	44				
Steals per game	6.5	5.5				
BLOCKS	34	40				
Blocks per game	4.3	5.0				
ATTENDANCE	44092	36067				
Home games-Avg/Game	4-11023	4-9017				
Neutral site-Avg/Game	-	0-0				

Score by Periods	1st	2nd	Totals
Florida	235	241	476
Opponents	231	259	490

2014-15 Florida Basketball
Florida Combined Team Statistics (as of Apr 21, 2015)
March Games Only

RECORD:	OVERALL	HOME	AWAY	NEUTRAL
ALL GAMES	2-2	1-0	0-1	1-1
CONFERENCE	1-1	1-0	0-1	0-0
NON-CONFERENCE	1-1	0-0	0-0	1-1

##	Player	gp-gs	min	avg	Total		3-Point		F-Throw		Rebounds				pf	dq	a	to	blk	stl	pts	avg
					fg-fga	fg%	3fg-fga	3fg%	ft-fta	ft%	off	def	tot	avg								
10	Finney-Smith, Dorian	4-3	115	28.8	18-42	.429	8-17	.471	7-12	.583	13	17	30	7.5	14	1	7	4	3	3	51	12.8
01	Carter, Eli	4-4	104	26.0	13-33	.394	7-18	.389	6-8	.750	0	5	5	1.3	7	0	7	8	0	3	39	9.8
00	Hill, Kasey	4-4	130	32.5	13-28	.464	0-0	.000	3-10	.300	1	5	6	1.5	9	0	16	11	1	4	29	7.3
21	Horford, Jon	4-4	77	19.3	12-22	.545	1-4	.250	4-6	.667	6	10	16	4.0	10	0	2	3	4	0	29	7.3
03	Robinson, Devin	4-0	74	18.5	8-16	.500	2-7	.286	7-10	.700	1	8	9	2.3	4	0	0	2	1	2	25	6.3
05	Murphy, Alex	4-0	56	14.0	7-14	.500	1-5	.200	7-10	.700	2	8	10	2.5	4	0	1	4	2	1	22	5.5
11	Chiozza, Chris	4-4	100	25.0	4-11	.364	3-6	.500	6-15	.400	2	12	14	3.5	7	0	11	6	0	0	17	4.3
20	Frazier, Michael	3-0	58	19.3	2-16	.125	2-13	.154	4-5	.800	1	1	2	0.7	4	0	1	6	0	0	10	3.3
23	Walker, Chris	4-0	51	12.8	4-8	.500	0-0	.000	0-0	.000	4	10	14	3.5	10	0	0	2	2	1	8	2.0
30	Kurtz, Jacob	4-1	35	8.8	2-4	.500	0-1	.000	0-0	.000	1	2	3	0.8	2	0	3	1	0	0	4	1.0
Team											5	9	14					2				
Total.....		4	800		83-194	.428	24-71	.338	44-76	.579	36	87	123	30.8	71	1	48	49	13	14	234	58.5
Opponents.....		4	800		86-210	.410	16-52	.308	66-85	.776	45	89	134	33.5	66	2	37	40	17	23	254	63.5

TEAM STATISTICS	UF	OPP	Date	Opponent	Score	Att.
SCORING	234	254	* 3/3/15	TEXAS A&M	w 66-62	8591
Points per game	58.5	63.5	* 3/7/15	at Kentucky	L 50-67	24428
Scoring margin	-5.0	-	3 3/12/15	vs Alabama	w 69-61	10563
FIELD GOALS-ATT	83-194	86-210	3 3/13/15	vs Kentucky	L 49-64	18205
Field goal pct	.428	.410	* = Conference game			
3 POINT FG-ATT	24-71	16-52	1 = Battle 4 Atlantis, Paradise Island, Bahamas			
3-point FG pct	.338	.308	2 = Orange Bowl Classic, BB&T Center, Sunrise, Fla.			
3-pt FG made per game	6.0	4.0	3 = SEC Tournament, Bridgestone Arena, Nashville, Tenn.			
FREE THROWS-ATT	44-76	66-85				
Free throw pct	.579	.776				
F-Throws made per game	11.0	16.5				
REBOUNDS	123	134				
Rebounds per game	30.8	33.5				
Rebounding margin	-2.7	-				
ASSISTS	48	37				
Assists per game	12.0	9.3				
TURNOVERS	49	40				
Turnovers per game	12.3	10.0				
Turnover margin	-2.2	-				
Assist/turnover ratio	1.0	0.9				
STEALS	14	23				
Steals per game	3.5	5.8				
BLOCKS	13	17				
Blocks per game	3.3	4.3				
ATTENDANCE	8591	53196				
Home games-Avg/Game	1-8591	1-24428				
Neutral site-Avg/Game	-	2-14384				

Score by Periods	1st	2nd	Totals
Florida	113	121	234
Opponents	113	141	254

2014-15 Florida Basketball
Florida Combined Team Statistics (as of Apr 21, 2015)
First 16 Games

RECORD:	OVERALL	HOME	AWAY	NEUTRAL
ALL GAMES	10-6	7-2	1-2	2-2
CONFERENCE	3-0	2-0	1-0	0-0
NON-CONFERENCE	7-6	5-2	0-2	2-2

##	Player	gp-gs	min	avg	Total		3-Point		F-Throw		Rebounds				pf	dq	a	to	blk	stl	pts	avg		
					fg-fga	fg%	3fg-fga	3fg%	ft-fta	ft%	off	def	tot	avg										
10	Finney-Smith, Dorian	14-13	377	26.9	74-146	.507	25-61	.410	24-40	.600	37	38	75	5.4	35	1	22	27	10	17	197	14.1		
20	Frazier, Michael	16-13	491	30.7	72-167	.431	39-102	.382	34-42	.810	16	62	78	4.9	30	0	25	28	2	20	217	13.6		
21	Horford, Jon	14-12	312	22.3	43-85	.506	8-32	.250	19-21	.905	25	52	77	5.5	31	0	6	9	15	9	113	8.1		
00	Hill, Kasey	16-15	481	30.1	46-117	.393	2-8	.250	34-49	.694	7	30	37	2.3	31	1	72	30	3	15	128	8.0		
01	Carter, Eli	11-2	231	21.0	28-69	.406	15-42	.357	14-16	.875	3	17	20	1.8	20	1	24	21	0	11	85	7.7		
03	Robinson, Devin	16-10	299	18.7	34-93	.366	11-46	.239	16-23	.696	12	33	45	2.8	33	2	16	14	6	11	95	5.9		
23	Walker, Chris	14-5	228	16.3	34-69	.493	0-2	.000	10-25	.400	25	32	57	4.1	23	0	2	15	19	4	78	5.6		
05	Murphy, Alex	6-1	91	15.2	11-24	.458	0-6	.000	8-16	.500	4	12	16	2.7	10	0	3	8	2	3	30	5.0		
11	Chiozza, Chris	16-5	358	22.4	26-59	.441	14-34	.412	9-18	.500	7	21	28	1.8	30	1	32	19	1	27	75	4.7		
30	Kurtz, Jacob	16-4	358	22.4	29-51	.569	0-0	.000	13-23	.565	34	46	80	5.0	30	0	21	21	1	13	71	4.4		
24	Hodskins, Zach	4-0	7	1.8	0-2	.000	0-1	.000	0-0	.000	0	0	0	0.0	1	0	0	1	0	0	0	0.0		
12	Graham, Dillon	1-0	3	3.0	0-1	.000	0-1	.000	0-0	.000	0	0	0	0.0	0	0	0	0	0	1	0	0.0		
14	Edwards, Lexx	7-0	16	2.3	0-0	.000	0-0	.000	0-0	.000	0	4	4	0.6	3	0	1	0	0	0	0	0.0		
Team											20	28	48											
Total.....		16	3252		397-883	.450	114-335	.340	181-273	.663	190	375	565	35.3	277	6	224	198	59	131	1089	68.1		
Opponents.....		16	3250		306-792	.386	84-257	.327	210-294	.714	152	350	502	31.4	266	5	146	238	53	81	908	56.8		

TEAM STATISTICS	UF	OPP	Date	Opponent	Score	Att.
SCORING	1089	908	11/14/14	WILLIAM & MARY	w 68-45	10861
Points per game	68.1	56.8	11/17/14	MIAMI	L 67-69	11156
Scoring margin	+11.3	-	11/21/14	ULM	Wot 61-56	11003
FIELD GOALS-ATT	397-883	306-792	1 11/26/14	vs Georgetown	Lot 65-66	3240
Field goal pct	.450	.386	1 11/27/14	vs UAB	w 56-47	2408
3 POINT FG-ATT	114-335	84-257	1 11/28/14	vs North Carolina	L 64-75	3298
3-point FG pct	.340	.327	12/5/14	at Kansas	L 65-71	16300
3-pt FG made per game	7.1	5.3	12/8/14	YALE	w 85-47	8711
FREE THROWS-ATT	181-273	210-294	12/12/14	TEXAS SOUTHERN	w 75-50	9212
Free throw pct	.663	.714	12/14/14	JACKSONVILLE	w 79-34	10123
F-Throws made per game	11.3	13.1	2 12/20/14	vs Wake Forest	w 63-50	10175
REBOUNDS	565	502	12/30/14	at Florida State	L 63-65	8273
Rebounds per game	35.3	31.4	1/3/15	UCONN	L 59-63	11041
Rebounding margin	+3.9	-	* 1/7/15	at South Carolina	w 72-68	12181
ASSISTS	224	146	* 1/10/15	MISSISSIPPI STATE	w 72-47	11966
Assists per game	14.0	9.1	* 1/15/15	AUBURN	w 75-55	10346
TURNOVERS	198	238	* = Conference game			
Turnovers per game	12.4	14.9	1 = Battle 4 Atlantis, Paradise Island, Bahamas			
Turnover margin	+2.5	-	2 = Orange Bowl Classic, BB&T Center, Sunrise, Fla.			
Assist/turnover ratio	1.1	0.6	3 = SEC Tournament, Bridgestone Arena, Nashville, Tenn.			
STEALS	131	81				
Steals per game	8.2	5.1				
BLOCKS	59	53				
Blocks per game	3.7	3.3				
ATTENDANCE	94419	55875				
Home games-Avg/Game	9-10491	3-12251				
Neutral site-Avg/Game	-	4-4780				

Score by Periods	1st	2nd	OT	Totals
Florida	533	534	22	1089
Opponents	399	491	18	908

2014-15 Florida Basketball
Florida Combined Team Statistics (as of Apr 21, 2015)
Last 17 Games

RECORD:	OVERALL	HOME	AWAY	NEUTRAL
ALL GAMES	6-11	4-3	1-7	1-1
CONFERENCE	5-10	4-3	1-7	0-0
NON-CONFERENCE	1-1	0-0	0-0	1-1

##	Player	gp-gs	min	avg	Total		3-Point		F-Throw		Rebounds				pf	dq	a	to	blk	stl	pts	avg		
					fg-fga	fg%	3fg-fga	3fg%	ft-fta	ft%	off	def	tot	avg										
10	Finney-Smith, Dorian	14-11	405	28.9	63-144	.438	24-54	.444	20-35	.571	36	63	99	7.1	39	3	22	27	14	15	170	12.1		
20	Frazier, Michael	10-6	268	26.8	26-68	.382	18-48	.375	27-28	.964	7	22	29	2.9	14	0	12	18	0	11	97	9.7		
01	Carter, Eli	17-15	455	26.8	57-166	.343	28-99	.283	20-26	.769	4	31	35	2.1	26	0	31	23	0	13	162	9.5		
03	Robinson, Devin	17-7	329	19.4	44-101	.436	10-36	.278	19-32	.594	15	32	47	2.8	24	0	7	17	7	6	117	6.9		
00	Hill, Kasey	17-17	519	30.5	43-118	.364	6-21	.286	16-46	.348	6	34	40	2.4	35	0	77	42	5	17	108	6.4		
21	Horford, Jon	17-16	309	18.2	35-76	.461	5-19	.263	13-20	.650	23	49	72	4.2	36	0	4	9	12	1	88	5.2		
05	Murphy, Alex	17-3	236	13.9	31-68	.456	6-27	.222	19-28	.679	7	23	30	1.8	24	1	3	13	4	6	87	5.1		
23	Walker, Chris	17-1	225	13.2	30-50	.600	0-1	.000	7-19	.368	16	35	51	3.0	40	0	0	17	17	6	67	3.9		
30	Kurtz, Jacob	17-3	252	14.8	22-34	.647	0-2	.000	17-20	.850	17	20	37	2.2	17	0	11	15	0	10	61	3.6		
11	Chiozza, Chris	17-6	394	23.2	18-54	.333	7-31	.226	12-26	.462	6	38	44	2.6	24	0	40	22	0	12	55	3.2		
14	Edwards, Lexx	3-0	8	2.7	0-1	.000	0-1	.000	0-0	.000	0	1	1	0.3	2	0	0	0	0	0	0	0.0		
Team											21	24	45											
Total.....		17	3400		369-880	.419	104-339	.307	170-280	.607	158	372	530	31.2	281	4	207	211	59	97	1012	59.5		
Opponents.....		17	3400		367-856	.429	86-262	.328	254-329	.772	155	401	556	32.7	255	3	202	214	77	101	1074	63.2		

TEAM STATISTICS	UF	OPP	Date	Opponent	Score	Att.
SCORING	1012	1074	* 1/17/15	at Georgia	L 61-73	10523
Points per game	59.5	63.2	* 1/20/15	LSU	L 61-79	10160
Scoring margin	-3.6	-	* 1/24/15	at Ole Miss	L 71-72	8812
FIELD GOALS-ATT	369-880	367-856	* 1/27/15	at Alabama	w 52-50	10759
Field goal pct	.419	.429	* 1/31/15	ARKANSAS	w 57-56	11861
3 POINT FG-ATT	104-339	86-262	* 2/3/15	at Vanderbilt	L 61-67	9815
3-point FG pct	.307	.328	* 2/7/15	KENTUCKY	L 61-68	12578
3-pt FG made per game	6.1	5.1	* 2/12/15	OLE MISS	L 61-62	10127
FREE THROWS-ATT	170-280	254-329	* 2/14/15	at Texas A&M	L 62-63	9418
Free throw pct	.607	.772	* 2/18/15	VANDERBILT	w 50-47	9417
F-Throws made per game	10.0	14.9	* 2/21/15	at LSU	L 63-70	9203
REBOUNDS	530	556	* 2/24/15	at Mizzou	L 52-64	7631
Rebounds per game	31.2	32.7	* 2/28/15	TENNESSEE	w 66-49	11970
Rebounding margin	-1.5	-	* 3/3/15	TEXAS A&M	w 66-62	8591
ASSISTS	207	202	* 3/7/15	at Kentucky	L 50-67	24428
Assists per game	12.2	11.9	3 3/12/15	vs Alabama	w 69-61	10563
TURNOVERS	211	214	3 3/13/15	vs Kentucky	L 49-64	18205
Turnovers per game	12.4	12.6				
Turnover margin	+0.2	-	* = Conference game			
Assist/turnover ratio	1.0	0.9	1 = Battle 4 Atlantis, Paradise Island, Bahamas			
STEALS	97	101	2 = Orange Bowl Classic, BB&T Center, Sunrise, Fla.			
Steals per game	5.7	5.9	3 = SEC Tournament, Bridgestone Arena, Nashville, Tenn.			
BLOCKS	59	77				
Blocks per game	3.5	4.5				
ATTENDANCE	74704	119357				
Home games-Avg/Game	7-10672	8-11324				
Neutral site-Avg/Game	-	2-14384				

Score by Periods	1st	2nd	Totals
Florida	511	501	1012
Opponents	496	578	1074

2014-15 Florida Basketball
Florida Combined Team Statistics (as of Apr 21, 2015)
All games -- 1st half only

RECORD:	OVERALL	HOME	AWAY	NEUTRAL
ALL GAMES	16-17	11-5	2-9	3-3
CONFERENCE	8-10	6-3	2-7	0-0
NON-CONFERENCE	8-7	5-2	0-2	3-3

#	Player	gp-gs	min	avg	Total		3-Point		F-Throw		Rebounds				pf	dq	a	to	blk	stl	pts	avg		
					fg-fga	fg%	3fg-fga	3fg%	ft-fa	ft%	off	def	tot	avg										
10	Finney-Smith, Dorian	28-24	380	13.6	68-158	.430	22-60	.367	18-31	.581	39	52	91	3.3	25	0	25	33	12	21	176	6.3		
20	Frazier, Michael	26-19	375	14.4	56-113	.496	31-72	.431	19-24	.792	8	41	49	1.9	19	0	23	25	1	16	162	6.2		
01	Carter, Eli	28-17	347	12.4	40-116	.345	25-77	.325	8-9	.889	3	17	20	0.7	20	0	33	20	0	11	113	4.0		
21	Horford, Jon	31-28	302	9.7	45-93	.484	6-29	.207	11-12	.917	22	58	80	2.6	33	0	4	10	7	6	107	3.5		
00	Hill, Kasey	33-32	499	15.1	47-117	.402	4-15	.267	11-30	.367	5	32	37	1.1	23	0	74	37	4	19	109	3.3		
03	Robinson, Devin	33-17	310	9.4	40-102	.392	9-40	.225	15-24	.625	11	28	39	1.2	16	0	17	15	6	15	104	3.2		
05	Murphy, Alex	23-4	169	7.3	24-49	.490	2-15	.133	15-24	.625	5	20	25	1.1	18	0	4	13	2	5	65	2.8		
23	Walker, Chris	31-6	250	8.1	36-71	.507	0-2	.000	7-17	.412	27	45	72	2.3	29	0	1	18	26	2	79	2.5		
30	Kurtz, Jacob	33-7	285	8.6	29-45	.644	0-2	.000	12-17	.706	24	33	57	1.7	23	0	19	14	1	12	70	2.1		
11	Chiozza, Chris	33-11	376	11.4	20-47	.426	8-30	.267	11-23	.478	5	29	34	1.0	19	0	39	20	0	25	59	1.8		
24	Hodskins, Zach	4-0	0	0.0	0-0	.000	0-0	.000	0-0	.000	0	0	0	0.0	0	0	0	0	0	0	0	0.0		
14	Edwards, Lexx	10-0	7	0.7	0-1	.000	0-1	.000	0-0	.000	0	1	1	0.1	0	0	0	0	0	0	0	0.0		
12	Graham, Dillon	1-0	0	0.0	0-0	.000	0-0	.000	0-0	.000	0	0	0	0.0	0	0	0	0	0	0	0	0.0		
Team											19	26	45											
Total.....		33	3300		405-912	.444	107-343	.312	127-211	.602	168	382	550	16.7	225	0	239	211	59	132	1044	31.6		
Opponents.....		33	3300		331-825	.401	77-246	.313	156-217	.719	142	381	523	15.8	219	0	171	272	72	85	895	27.1		

TEAM STATISTICS	UF	OPP	Date	Opponent	Score	Att.		
SCORING	1044	895	11/14/14	WILLIAM & MARY	w 68-45	10861		
Points per game	31.6	27.1	11/17/14	MIAMI	L 67-69	11156		
Scoring margin	+4.5	-	11/21/14	ULM	Wot 61-56	11003		
FIELD GOALS-ATT	405-912	331-825	1 11/26/14	vs Georgetown	Lot 65-66	3240		
Field goal pct	.444	.401	1 11/27/14	vs UAB	w 56-47	2408		
3 POINT FG-ATT	107-343	77-246	1 11/28/14	vs North Carolina	L 64-75	3298		
3-point FG pct	.312	.313	12/5/14	at Kansas	L 65-71	16300		
3-pt FG made per game	3.2	2.3	12/8/14	YALE	w 85-47	8711		
FREE THROWS-ATT	127-211	156-217	12/12/14	TEXAS SOUTHERN	w 75-50	9212		
Free throw pct	.602	.719	12/14/14	JACKSONVILLE	w 79-34	10123		
F-Throws made per game	3.8	4.7	2 12/20/14	vs Wake Forest	w 63-50	10175		
REBOUNDS	550	523	12/30/14	at Florida State	L 63-65	8273		
Rebounds per game	16.7	15.8	1/3/15	UCONN	L 59-63	11041		
Rebounding margin	+0.8	-	* 1/7/15	at South Carolina	w 72-68	12181		
ASSISTS	239	171	* 1/10/15	MISSISSIPPI STATE	w 72-47	11966		
Assists per game	7.2	5.2	* 1/15/15	AUBURN	w 75-55	10346		
TURNOVERS	211	272	* 1/17/15	at Georgia	L 61-73	10523		
Turnovers per game	6.4	8.2	* 1/20/15	LSU	L 61-79	10160		
Turnover margin	+1.8	-	* 1/24/15	at Ole Miss	L 71-72	8812		
Assist/turnover ratio	1.1	0.6	* 1/27/15	at Alabama	w 52-50	10759		
STEALS	132	85	* 1/31/15	ARKANSAS	w 57-56	11861		
Steals per game	4.0	2.6	* 2/3/15	at Vanderbilt	L 61-67	9815		
BLOCKS	59	72	* 2/7/15	KENTUCKY	L 61-68	12578		
Blocks per game	1.8	2.2	* 2/12/15	OLE MISS	L 61-62	10127		
ATTENDANCE	169123	175232	* 2/14/15	at Texas A&M	L 62-63	9418		
Home games-Avg/Game	16-10570	11-11577	* 2/18/15	VANDERBILT	w 50-47	9417		
Neutral site-Avg/Game	-	6-7982	* 2/21/15	at LSU	L 63-70	9203		
Score by Periods	1st	2nd	OT	Totals				
Florida	1044	1035	22	2101	* 2/28/15	TENNESSEE	w 66-49	11970
Opponents	895	1069	18	1982	* 3/3/15	TEXAS A&M	w 66-62	8591
					* 3/7/15	at Kentucky	L 50-67	24428
					3 3/12/15	vs Alabama	w 69-61	10563
					3 3/13/15	vs Kentucky	L 49-64	18205

* = Conference game
1 = Battle 4 Atlantis, Paradise Island, Bahamas
2 = Orange Bowl Classic, BB&T Center, Sunrise, Fla.
3 = SEC Tournament, Bridgestone Arena, Nashville, Tenn.

2014-15 Florida Basketball
Florida Combined Team Statistics (as of Apr 21, 2015)
All games -- 2nd half only

RECORD:	OVERALL	HOME	AWAY	NEUTRAL
ALL GAMES	16-17	11-5	2-9	3-3
CONFERENCE	8-10	6-3	2-7	0-0
NON-CONFERENCE	8-7	5-2	0-2	3-3

##	Player	gp-gs	min	avg	Total		3-Point		F-Throw		Rebounds				pf	dq	a	to	blk	stl	pts	avg
					fg-fga	fg%	3fg-fga	3fg%	ft-fa	ft%	off	def	tot	avg								
10	Finney-Smith, Dorian	28-24	397	14.2	67-130	.515	27-55	.491	24-42	.571	34	48	82	2.9	49	0	19	21	12	11	185	6.6
20	Frazier, Michael	26-19	374	14.4	42-122	.344	26-78	.333	40-42	.952	15	42	57	2.2	25	0	14	21	1	15	150	5.8
01	Carter, Eli	28-17	334	11.9	45-119	.378	18-64	.281	26-33	.788	4	31	35	1.3	25	0	20	23	0	12	134	4.8
00	Hill, Kasey	33-32	491	14.9	41-114	.360	4-14	.286	34-58	.586	8	30	38	1.2	43	0	75	34	4	13	120	3.6
03	Robinson, Devin	33-17	317	9.6	38-92	.413	12-42	.286	20-31	.645	16	37	53	1.6	41	1	6	16	7	2	108	3.3
21	Horford, Jon	31-28	309	10.0	31-65	.477	7-22	.318	21-29	.724	25	42	67	2.2	32	0	6	8	19	4	90	2.9
05	Murphy, Alex	23-4	158	6.9	18-43	.419	4-18	.222	12-20	.600	6	15	21	0.9	16	0	2	8	4	4	52	2.3
23	Walker, Chris	31-6	201	6.5	28-48	.583	0-1	.000	10-27	.370	14	22	36	1.2	34	0	1	14	10	8	66	2.1
11	Chiozza, Chris	33-11	371	11.2	24-66	.364	13-35	.371	9-19	.474	8	29	37	1.1	34	0	33	21	1	14	70	2.1
30	Kurtz, Jacob	33-7	320	9.7	22-39	.564	0-0	.000	16-24	.667	24	31	55	1.7	24	0	12	22	0	11	60	1.8
24	Hodskins, Zach	4-0	7	1.8	0-2	.000	0-1	.000	0-0	.000	0	0	0	0.0	1	0	0	1	0	0	0	0.0
12	Graham, Dillon	1-0	3	3.0	0-1	.000	0-1	.000	0-0	.000	0	0	0	0.0	0	0	0	0	0	1	0	0.0
14	Edwards, Lexx	10-0	17	1.7	0-0	.000	0-0	.000	0-0	.000	0	4	4	0.4	5	0	1	0	0	0	0	0.0
Team											22	26	48				7					
Total.....		33	3299		356-841	.423	111-331	.335	212-325	.652	176	357	533	16.2	329	1	189	196	58	95	1035	31.4
Opponents.....		33	3300		335-809	.414	91-267	.341	306-401	.763	164	366	530	16.1	292	0	174	178	57	96	1069	32.4

TEAM STATISTICS	UF	OPP	Date	Opponent	Score	Att.		
SCORING	1035	1069	11/14/14	WILLIAM & MARY	w 68-45	10861		
Points per game	31.4	32.4	11/17/14	MIAMI	L 67-69	11156		
Scoring margin	-1.0	-	11/21/14	ULM	Wot 61-56	11003		
FIELD GOALS-ATT	356-841	335-809	1 11/26/14	vs Georgetown	Lot 65-66	3240		
Field goal pct	.423	.414	1 11/27/14	vs UAB	w 56-47	2408		
3 POINT FG-ATT	111-331	91-267	1 11/28/14	vs North Carolina	L 64-75	3298		
3-point FG pct	.335	.341	12/5/14	at Kansas	L 65-71	16300		
3-pt FG made per game	3.4	2.8	12/8/14	YALE	w 85-47	8711		
FREE THROWS-ATT	212-325	306-401	12/12/14	TEXAS SOUTHERN	w 75-50	9212		
Free throw pct	.652	.763	12/14/14	JACKSONVILLE	w 79-34	10123		
F-Throws made per game	6.4	9.3	2 12/20/14	vs Wake Forest	w 63-50	10175		
REBOUNDS	533	530	12/30/14	at Florida State	L 63-65	8273		
Rebounds per game	16.2	16.1	1/3/15	UCONN	L 59-63	11041		
Rebounding margin	+0.1	-	* 1/7/15	at South Carolina	w 72-68	12181		
ASSISTS	189	174	* 1/10/15	MISSISSIPPI STATE	w 72-47	11966		
Assists per game	5.7	5.3	* 1/15/15	AUBURN	w 75-55	10346		
TURNOVERS	196	178	* 1/17/15	at Georgia	L 61-73	10523		
Turnovers per game	5.9	5.4	* 1/20/15	LSU	L 61-79	10160		
Turnover margin	-0.5	-	* 1/24/15	at Ole Miss	L 71-72	8812		
Assist/turnover ratio	1.0	1.0	* 1/27/15	at Alabama	w 52-50	10759		
STEALS	95	96	* 1/31/15	ARKANSAS	w 57-56	11861		
Steals per game	2.9	2.9	* 2/3/15	at Vanderbilt	L 61-67	9815		
BLOCKS	58	57	* 2/7/15	KENTUCKY	L 61-68	12578		
Blocks per game	1.8	1.7	* 2/12/15	OLE MISS	L 61-62	10127		
ATTENDANCE	169123	175232	* 2/14/15	at Texas A&M	L 62-63	9418		
Home games-Avg/Game	16-10570	11-11577	* 2/18/15	VANDERBILT	w 50-47	9417		
Neutral site-Avg/Game	-	6-7982	* 2/21/15	at LSU	L 63-70	9203		
Score by Periods	1st	2nd	OT	Totals				
Florida	1044	1035	22	2101	* 2/28/15	TENNESSEE	w 66-49	11970
Opponents	895	1069	18	1982	* 3/3/15	TEXAS A&M	w 66-62	8591
					* 3/7/15	at Kentucky	L 50-67	24428
					3 3/12/15	vs Alabama	w 69-61	10563
					3 3/13/15	vs Kentucky	L 49-64	18205

* = Conference game
1 = Battle 4 Atlantis, Paradise Island, Bahamas
2 = Orange Bowl Classic, BB&T Center, Sunrise, Fla.
3 = SEC Tournament, Bridgestone Arena, Nashville, Tenn.