


3 STEWART JR. | 24 ADD | 1 MOLINAR | 35 SMITH



2020-21
RECORD BOOK





INTRO		COACHING STAFF		RECORDS	
Table of Contents	1	Ben Howland	21-28	Scoring Records	42-45
Quick Facts	2	George Brooks	29	100-Point Games	46-47
2020-21 Roster	3	Korey McCray	29-30	Field Goal Records	48-51
2020-21 TV/Radio Roster	4	Ernie Zeigler	30-31	3-Point Field Goal Records	52-55
2020-21 TV/Radio Coaching Staff	5	Michael Moynihan	31	Free Throw Records	56-59
		Derrick Zimmerman	32	Rebounding Records	60-63
		Collin Crane	32	Assists Records	64-67
STUDENT-ATHLETES		Seth Tisdale	33	Steals Records	68-71
Abdul Ado	6-7	Emmanuel Ejeh	33	Blocks Records	72-75
Iverson Molinar	8-9	Gerdarius Troutman	33	Freshman Records	76-77
D.J. Stewart, Jr.	10-11	Student Support Staff	34	Team 100-Point Games	78-79
Javian Davis	12			Margin of Victory	80-85
Jalen Johnson	13			Yearly Leaders	86-92
Quinten Post	14	2019-20 SEASON REVIEW		Team Year-by-Year Stats	93-95
Tolu Smith	15	2019-20 Overall Statistics	35	Team Best Starts	96
Andersson Garcia	16	2019-20 SEC Statistics	36	Team Won-Loss Records	97
Derek Fountain	16	Player Game-by-Game	37-41	Team Streaks	98-99
Cameron Matthews	17			Opponent Records	100
Keondre Montgomery	17			Team Game Records	101
Deivon Smith	18			Player Game Records	102
Andrew Junkin	19			SEC Statistical Titles & Leaders	103
Reggie Morris	19			Humphrey Coliseum Records	104-111
Justin Rumph	20			2,000-Point Scoring Club	112-114
Isaac Stansbury	20			1,000-Point Scoring Club	115-119
				Player 30-Point Games	120-122
				Multi-Player Standout Performances	123-132
				Season & Career Milestones	133
				Single-Player Standout Performances	134-141
				HISTORY	
				Honors & Awards	142-154
				Hall of Famer Bailey Howell	155
				NCAA Tournament History/Records	156-160
				NCAA Tournament Box Scores	161-181
				NIT History/Records	182-184
				NIT Box Scores	185-203
				SEC Tournament Results/Series	204-207
				SEC Tournament Records	208-211
				Regular Season Series Records	212-215
				Yearly Records	216-218
				Coaching History	219-221
				Lettermen	222-225
				Numbers	226-228
				Captains	229
				All-Time Support Staff	230-231
				All-Time Series Records	232-239
				SEC Series Records	240-248
				SEC Series Breakdowns	249-257
				Non-Conference Series Records	258-266
				Non-Division I Series Records	267-269
				Ranked Opponents	270-278
				As a Ranked Team	279-282
				Bulldogs In The NBA/NBA Draft	283
				All-Time Results	284-313
				Notes	314
CREDITS					
The 2020-21 Mississippi State Men's Basketball Media Guide is a product of the Athletics Communications Office, published by the Mississippi State Athletic Department.					
EDITOR: Matt Dunaway • Associate Director • Communications					
GRAPHIC/COVER DESIGN: Dan Brown • Senior Director of Creative Strategy					
EDITORIAL ASSISTANCE: Mikaela Elizondo, Josie Hutton, Graham Spencer with additional assistance provided by the MSU Department of University Relations; the MSU Department of Archives; the Greater Starkville Development Partnership office; the staffs at Adidas and Balfour; the various media relations departments within the National Basketball Association, along with the NCAA and SEC.					
PHOTOGRAPHY: Austin Perryman, Associated Press, Charles W. Alliston, Dan Avila, Megan Bean, Kenny Billings, Gary Dogdon, Joe Collins, Aaron Cornea, David Coyle, Robert Crawford, Joe Dier, Kelly Donaho, Fred Faulk, Mansel Guerry, Jim Henson, Paul Hollis, Russ Houston, Wendell M. Hughes, Laughead Photographers, Barry Lawrence, Bob Leverone, Richard Lewis, Brian Allen Loden, Darrell McAllister, Patrick Merrill, Mississippi Sports Hall of Fame and Museum, Chris Mooney, R.D. Moore, Layne Murdoch, Joe Murphy/NBA/Getty Images, NBA Photos, Naismith Memorial Basketball Hall of Fame, Clint Parrish, Dick Raphael, Joe Ray Robertson, Bob Rosata, Bill Simmonds, Bob Smith/Photo/Adrenaline.com, Breck Smither, Nicole Sweett, Jason Szenes, Scout.com, and David Allen Williams.					
Mississippi State University does not discriminate on the basis of race, color, religion, national origin, sex, sexual orientation or group affiliation, age, disability or veteran status. Dr. Mary Alexander, Director of the Office of Diversity and Equity Programs (McArthur Hall, Room 106, P.O. Box 6199, Mississippi State, MS 39762/662-325-2493), is the designated employee responsible to coordinate efforts to carry out responsibilities and make investigations of complaints relating to discrimination in conforming with Title IX of the Education Amendments of 1972, Sections 503 and 5-4 of the Rehabilitation Act of 1974, and the Americans with Disabilities Act of 1990.					

**MEDIA CREDENTIALS**

Location	Starkville, Miss.
Founded	February 28, 1878
Nickname	Bulldogs
Enrollment	22,226 • Fall 2019
Conference	Southeastern
Colors	Maroon (PMS 202) and White
Official Mascot • Name	Bully XXI • Jak
Arena • Capacity • Record	Humphrey Coliseum • 10,575 • 475-185
President	Dr. Mark E. Keenum
Director of Athletics	John Cohen
Deputy Director of Athletics	Bo Hemphill
Men's Basketball Sport Administrator	
NCAA Faculty Athletics Representative	Dr. Brent Fountain

ATHLETICS COMMUNICATIONS

Executive Senior Associate AD • External Affairs	Leah Beasley
Associate AD • Communications	Brandon Langlois
Men's Basketball Contact	Matt Dunaway
Email	mdunaway@athletics.msstate.edu
Dunaway's Office Phone • Cell	(662) 325-3595 • (727) 215-3857
Men's Basketball Social Media	Becca Opheim
Email	ropheim@athletics.msstate.edu
Men's Basketball Secondary Student Contact	Josie Hutton
Email	jhutton@athletics.msstate.edu
Official Athletics Website	www.HailState.com

MAILING • OVERNIGHT ADDRESS

Mississippi State Athletic Communications
Bryan Building • 288 Lakeview Drive
Mississippi State, MS 39762

TV • RADIO INFORMATION

MSU Radio Network • WKBB-FM • 100.9 FM
Radio Play-by-Play: Neil Price
Radio Analyst • Richard Williams

SEC Network + Play-by-Play • Bart Gregory
SEC Network + Analysts • Matt Wyatt • Charlie Winfield

VIDEO FOOTAGE

Bennie Ashford • Associate AD • Broadcast Operations
bashford@athletics.msstate.edu
(662) 325-1262

Dani Malakoff • Assistant Director • Creative Video
dmalakoff@athletics.msstate.edu
(662) 325-3330

SOCIAL MEDIA

www.Facebook.com/HailStateMBK
@HailStateMBK • Twitter • Instagram

TEAM INFORMATION

2019-20 Record	20-11 (H: 14-2 • A: 4-7 • N: 2-2)
2019-20 SEC Record • Finish	11-7 • T-4th
2020 SEC Tournament	Cancelled
2020 Postseason	Cancelled
Letterwinners Returning/Lost	5/10
Starters Returning/Lost	2/3
Newcomers	9
Roster Breakdown (Sr. • Jr. • So. • Fr.)	2 • 1 • 7 • 6

COACHING STAFF

Head Coach	Ben Howland
Alma Mater • Year • Season at MSU	Weber State • 1979 • 5th
Career On-Court Record • Seasons	499-273 • 24
Career Overall Record • Seasons	482-273 • 24
MSU On-Court Record • Seasons	98-67 • 5
MSU Overall Record • Seasons	81-67 • 5
Assistant Coach	George Brooks
Alma Mater • Year • Season at MSU	Mississippi State • 1997 • 11th
Assistant Coach	Korey McCray
Alma Mater • Year • Season at MSU	Mercer • 2001 • 6th
Assistant Coach	Ernie Zeigler
Alma Mater • Year • Season at MSU	Cleary College • 1994 • 6th
Director of Operations	Michael Moynihan
Alma Mater • Year • Season at MSU	North Georgia • 2012 • 5th
Director of Scouting & Analytics	Derrick Zimmerman
Alma Mater • Year • Season at MSU	Mississippi State • 2003 • 3rd
Strength & Conditioning	Collin Crane
Alma Mater • Year • Season at MSU	Carson-Newman • 2013 • 4th
Athletic Trainer	Seth Tisdale
Alma Mater • Year • Season at MSU	High Point • 2012 • 3rd
Graduate Assistants	Emmanuel Ejeh • Gerdarius Troutman • 1st
Administrative Assistant • Season at MSU	Mallorie Smith • 2nd

PROGRAM HISTORY

All-Time On-Court Record (Seasons)	1445-1209 (.544 • 108)
All-Time Overall Record (Seasons)	1428-1209 (.542 • 108)
All-Time SEC On-Court Record (Seasons)	607-785 (.436 • 87)
All-Time SEC Overall Record (Seasons)	602-785 (.434 • 87)
SEC Regular Season Titles	6
Seasons	1959 • 1961 • 1962 • 1963 • 1991 • 2004
SEC Tournament Record (Appearances)	32-56 (.364 • 59)
SEC Tournament Titles	3
Seasons	1996 • 2002 • 2009
SEC Western Division Titles	7
Seasons	1995 • 1996 • 2003 • 2004 • 2007 • 2008 • 2010
NCAA Tournament Record (Appearances)	11-11 (.500 • 11)
NCAA Tournament Appearances	11
Seasons	1963 • 1991 • 1995 • 1996 • 2002 • 2003 2004 • 2005 • 2008 • 2009 • 2019
NCAA Best Finish	1996 • Final Four • Syracuse
NIT Tournament Record (Appearances)	10-9 (.526 • 9)
NIT Appearances	9
Seasons	1979 • 1990 • 1994 • 1999 • 2001 2007 • 2010 • 2012 • 2018
NIT Best Finish	2007 & 2018 • Final Four • West Virginia & Penn State



NUMERICAL ROSTER

NO.	NAME	POS	HT.	WT.	CL.-EXP	HOMETOWN [HIGH SCHOOL/LAST SCHOOL]
0	Jalen Johnson	F	6-6	210	R Sr.-TR	Baton Rouge, Louisiana [University Lab School/Louisiana-Lafayette]
1	Iverson Molinar	G	6-3	190	So.-1L	Panama City, Panama [Veritas Prep - California]
2	Javian Davis	F	6-9	245	R So.-TR	Canton, Mississippi [Canton HS/Alabama]
3	D.J. Stewart, Jr.	G	6-6	205	R So.-1L	Grace, Mississippi [Riverside HS]
4	Cameron Matthews	F	6-7	220	Fr.-HS	Olive Branch, Mississippi [Olive Branch HS]
5	Deivon Smith	G	6-1	165	Fr.-HS	Loganville, Georgia [Grayson HS]
11	Andersson Garcia	G/F	6-7	205	Fr.-HS	Moca, Dominican Republic [Hamilton Heights HS - Tennessee]
20	Derek Fountain	F	6-9	210	Fr.-HS	Holly Springs, Mississippi [Holly Springs HS]
21	Justin Rumph	G	6-5	215	R Jr.-SQ	Birmingham, Alabama [Hoover HS/Faulkner/Southern Union State CC]
24	Abdul Ado	F	6-11	255	R Sr.-3L	Lagos, Nigeria [Hamilton Heights HS - Tennessee]
25	Isaac Stansbury	G	6-1	160	So.-SQ	Bowling Green, Kentucky [Greenwood HS]
30	Andrew Junkin	F	6-11	240	R So.-1L	New Hope, Mississippi [New Hope HS]
32	Quinten Post	F	7-0	240	So.-1L	Amsterdam, The Netherlands [Cartesius Lyceum HS]
33	Reggie Morris	G	6-1	160	Fr.-HS	Grandview, Missouri [Grandview HS]
35	Tolu Smith	F	6-10	245	R So.-TR	Bay St. Louis, Mississippi [Kahuku HS - Hawaii/Western Kentucky]
55	Keondre Montgomery	G/F	6-7	200	Fr.-HS	Jackson, Mississippi [Forest Hill HS]

ALPHABETICAL ROSTER

NO.	NAME	POS	HT.	WT.	CL.-EXP	HOMETOWN [HIGH SCHOOL/LAST SCHOOL]
24	Abdul Ado	F	6-11	255	R Sr.-3L	Lagos, Nigeria [Hamilton Heights HS - Tennessee]
2	Javian Davis	F	6-9	245	R So.-TR	Canton, Mississippi [Canton HS/Alabama]
20	Derek Fountain	F	6-9	210	Fr.-HS	Holly Springs, Mississippi [Holly Springs HS]
11	Andersson Garcia	G/F	6-7	205	Fr.-HS	Moca, Dominican Republic [Hamilton Heights HS - Tennessee]
0	Jalen Johnson	F	6-6	210	R Sr.-TR	Baton Rouge, Louisiana [University Lab School/Louisiana-Lafayette]
30	Andrew Junkin	F	6-11	240	R So.-1L	New Hope, Mississippi [New Hope HS]
4	Cameron Matthews	F	6-7	220	Fr.-HS	Olive Branch, Mississippi [Olive Branch HS]
1	Iverson Molinar	G	6-3	190	So.-1L	Panama City, Panama [Veritas Prep - California]
55	Keondre Montgomery	G/F	6-7	200	Fr.-HS	Jackson, Mississippi [Forest Hill HS]
33	Reggie Morris	G	6-1	160	Fr.-HS	Grandview, Missouri [Grandview HS]
32	Quinten Post	F	7-0	240	So.-1L	Amsterdam, The Netherlands [Cartesius Lyceum HS]
21	Justin Rumph	G	6-5	215	R Jr.-SQ	Birmingham, Alabama [Hoover HS/Faulkner/Southern Union State CC]
5	Deivon Smith	G	6-1	165	Fr.-HS	Loganville, Georgia [Grayson HS]
35	Tolu Smith	F	6-10	245	R So.-TR	Bay St. Louis, Mississippi [Kahuku HS - Hawaii/Western Kentucky]
25	Isaac Stansbury	G	6-1	160	So.-SQ	Bowling Green, Kentucky [Greenwood HS]
3	D.J. Stewart, Jr.	G	6-6	205	R So.-1L	Grace, Mississippi [Riverside HS]

COACHING STAFF

HEAD COACH: Ben Howland (Weber State • 1979) – 6th Season
ASSISTANT COACH: George Brooks (Mississippi State • 1997) – 11th Season
ASSISTANT COACH: Korey McCray (Mercer • 2001) – 6th Season
ASSISTANT COACH: Ernie Zeigler (Cleary College • 1994) – 6th Season

SUPPORT STAFF

DIRECTOR OF OPERATIONS: Michael Moynihan (North Georgia • 2010) – 5th Season • 4th as Director of Operations
DIRECTOR OF SCOUTING & ANALYTICS: Derrick Zimmerman (Mississippi State • 2003) – 3rd Season • 1st as Scouting & Analytics
STRENGTH & CONDITIONING COACH: Collin Crane (Carson-Newman • 2013) – 4th Season
ATHLETIC TRAINER: Seth Tisdale (High Point • 2012) – 3rd Season
ATHLETIC COMMUNICATORS: Matt Dunaway (UCF • 2005) – 3rd Season
GRADUATE ASSISTANTS: Emmanuel Ejeh (Mississippi Valley State • 2019) and Gerdarius Troutman (Florida Atlantic • 2018) – 1st Season
ADMINISTRATIVE ASSISTANT: Mallorie Smith (Mississippi State • 2015) – 2nd Season

PRONUNCIATION GUIDE


ABDUL ADO	ab-DOOL ah-DO	JAVIAN Davis	JAY-vee-un
IVERSON Molinar	eye-VER-suhn	DEIVON Smith	DAY-vonn
TOLU Smith	TOE-loo		


0

Jalen Johnson
6-6 • 210 • F • SR-TR
Baton Rouge, Louisiana


1

Iverson Molinar
6-3 • 190 • G • SO-1L
Panama City, Panama


2

Javian Davis
6-9 • 245 • F • R SO-1L
Canton, Mississippi


3

D.J. Stewart Jr.
6-6 • 205 • G • R SO-1L
Grace, Mississippi


4

Cameron Matthews
6-7 • 220 • G/F • FR-HS
Olive Branch, Mississippi


5

Deivon Smith
6-1 • 165 • G • FR-HS
Loganville, Georgia


11

Andersons Garcia
6-7 • 205 • G/F • FR-HS
Moca, Dominican Republic


20

Derek Fountain
6-9 • 210 • F • FR-HS
Holly Springs, Mississippi


21

Justin Rumph
6-5 • 215 • G • R JR-SQ
Birmingham, Alabama


24

Abdul Ado
6-11 • 255 • F • R SR-3L
Lagos, Nigeria


25

Isaac Stansbury
6-1 • 160 • G • SO-5Q
Bowling Green, Kentucky


30

Andrew Junkin
6-11 • 240 • F • R SO-1L
New Hope, Mississippi


32

Quinten Post
7-0 • 240 • F • SO-1L
Amsterdam, The Netherlands


33

Reggie Morris
6-1 • 160 • G • FR-HS
Grandview, Missouri


35

Tolu Smith
6-11 • 245 • F • R SO-TR
Bay St. Louis, Mississippi


55

Keondre Montgomery
6-7 • 200 • G/F • FR-HS
Jackson, Mississippi



Ben Howland
Head Coach
6th Season
Weber State • 1979



George Brooks
Assistant Coach
11th Season
Mississippi State • 1997



Corey McCray
Assistant Coach
6th Season
Mercer • 2001



Ernie Zeigler
Assistant Coach
6th Season
Cleary College • 1994



Michael Moynihan
Dir. of Operations
5th Season
North Georgia • 2010



Derrick Zimmerman
Dir. of Scouting & Analytics
3rd Season
Mississippi State • 2003



Collin Crane
Strength & Conditioning Coach
4th Season
Carson-Newman • 2013



Seth Tisdale
Athletic Trainer
3rd Season
High Point • 2012



Emmanuel Ejeh
Graduate Assistant
1st Season
Mississippi Valley State • 2019



Gerdarius Troutman
Graduate Assistant
1st Season
Florida Atlantic • 2018



24 | Abdul Ado

F • 6-11 • 255 • R-Sr. • 3L

LAGOS, NIGERIA • HAMILTON HEIGHTS HS [TENNESSEE]

HONORS & AWARDS

2019-20 Preseason Top 150 Player • Lindy's
 2018-19 Preseason Top 125 Player • Lindy's
 2020 SEC Community Service Team
 2018-19 SEC Academic Honor Roll
 No. 76 National Recruit • ESPN.com Class of 2016

CAREER

Started 97 of 98 career games over his first three seasons ... His lone appearance off the bench came against Texas A&M (March 9, 2019) when Aric Holman started in his place on Senior Day ... Totaled 604 points, 580 rebounds and 182 blocks ... The only player in program history with 200-plus field goals made and over a 60.0 shooting percentage ... One of five MSU players to own three seasons of 50-plus blocks ... Ranked among the SEC's top 10 in blocks per game during each of his first three seasons ... The 182 blocks are 6th in program history ... Enters the 2020-21 season two blocks shy of passing Kalpatrick Wells (1980-81-82-83) for 5th place ... His 1.86 blocks per game are third in program history only behind Jarvis Varnado (2007-08-09-10 • 4.00) and Erick Dampier (1994-95-96 • 2.68) ... Recorded 5-plus blocks in five games where MSU has posted a 4-1 record ... The 580 rebounds is 24th on MSU's all-time list and is 13 rebounds shy of Terry Kusnierz (1972-73-74) to start the 2020-21 season ... Surpassed 500 points during 80th career game against No. 8 Auburn (Jan. 4, 2020) and 500 career rebounds in 87th career game at Florida (Jan. 28, 2020).

2019-20 • REDSHIRT JUNIOR

Tucked away 5.7 points, 6.7 rebounds and 1.9 blocks per game ... The 1.9 blocks were 4th, while the 6.7 rebounds were 9th on the SEC leaderboard ... One of three players to start all 31 games ... Drained 59.5 percent of his field goal attempts (69-of-116) and 60.9 percent at the free throw line (39-of-64) ... Did not attempt a three-pointer ... Grabbed 3.2 of his 6.7 rebounds on the offensive end and recorded a 14.1 offensive rebounding percentage, both marks were second among SEC players ... Reached 100 offensive rebounds for the second time in three seasons ... Tallied 10-plus points and 10-plus rebounds in four games sparked by a pair of double-doubles ... MSU won three of four games when Ado scored 10 or more

points ... His 58 blocks were tied for 16th in program history for a single season ... Totaled multiple blocks in 16 games which included 8 of his last 10 appearances (Feb. 4-March 7).

2018-19 • BEST GAMES

Secured six points, four rebounds and two blocks against Florida International (Nov. 5) during season debut ... Provided six points, seven rebounds and four blocks versus Louisiana-Monroe (Nov. 14) ... Collected 13 points, nine rebounds and three blocks against Kansas State (Dec. 14) ... Racked up season-highs with 17 points on 5-of-9 from the floor and hauled down 12 rebounds versus Radford (Dec. 18) ... Turned in a career-high nine blocks coupled with six points and 11 rebounds against No. 8 Auburn (Jan. 4) in SEC opener ... The nine blocks were the most by a MSU player since Jarvis Varnado totaled nine rejections at No. 18 Vanderbilt (Feb. 3, 2010) ... Surpassed the 500-point plateau during the Auburn game ... Fired in 12 points and 12 rebounds at LSU (Jan. 11) ... Chipped in six points, nine rebounds and three blocks at Florida (Jan. 28) ... Became 36th player in program history to eclipse 500 career rebounds during Florida game ... Filled the box score with seven points, 11 rebounds and four blocks at No. 15 Kentucky (Feb. 4) ... Hit the game-winning tip-in for his lone points with 0.6 seconds remaining at Arkansas (Feb. 15) ... Pumped in SEC season's best with 14 points on 5-of-6 shooting versus South Carolina (Feb. 19) ... Dialed up five points, nine rebounds and four blocks against Ole Miss (March 7) in season finale.

2018-19 • REDSHIRT SOPHOMORE

Started 30 of 31 games with his lone appearance coming off the bench against Texas A&M (March 9) on Senior Day ... Was a DNP in three nonconference games versus Saint Mary's (Nov. 21), Alcorn State (Nov. 26) and Wright State (Dec. 22) ... Posted 4.7 points, 4.5 rebounds and 1.8 blocks per game ... The 1.8 blocks per game were seventh on the SEC leaderboard giving Ado back-to-back season among the SEC's top 10 ... Enters his junior campaign with 124 total blocks which ranks eighth on MSU's all-time list ... His 1.85 blocks per game over his first 67 appearances are third in program history only behind Jarvis Varnado and Erick Dampier ... Buried 61.4 percent from the floor (51-of-83) and 62.3 percent at the foul line (43-of-69) ... Did not attempt a three-pointer



ADO'S CAREER HIGHS

POINTS

19 • at Texas A&M • 02/20/2018

REBOUNDS

13 • Little Rock • 12/20/2017

FIELD GOALS MADE

8 • at Texas A&M • 02/20/2018

3-POINT FIELD GOALS MADE

None

FREE THROWS MADE

7 • Radford • 12/18/2019

ADO'S CAREER HIGHS

ASSISTS

3 • vs. Southern Miss • 12/23/2017

BLOCKS

9 • at No. 8 Auburn • 01/04/2020

STEALS

4 • at No. 25 Cincinnati • 12/12/2017

MINUTES

37 • at South Carolina • 03/03/2020

37 • South Carolina • 02/24/2018

... Notched double figures in four games, two in nonconference and two versus SEC opponents.

2018-19 • BEST GAMES

Started strong with an 11-point performance coupled with four rebounds and three blocks against Austin Peay (Nov. 9) during season opening ... Grabbed 10 rebounds, five offensive, versus Hartford (Nov. 11) ... Provided 10 points on 4-of-5 from the floor at Dayton (Nov. 30) ... Garnered seven points, four blocks and two assists against BYU (Dec. 29) ... Turned in solid all-around effort with 12 points, five rebounds, three blocks and two steals at South Carolina (Jan. 8) ... Notched six points and a season's best 11 rebounds versus Ole Miss (Jan. 12) ... Tallied eight points against No. 22 Auburn (Jan. 26) ... Scored 10 points coupled with two blocks and two steals versus Alabama (Feb. 12) ... Chipped in seven points and a career-high six blocks against South Carolina (Feb. 19) ... Rejected five shots during the Missouri game (Feb. 26) ... Notched seven points on a flawless 3-of-3 shooting versus Texas A&M (March 14) at the SEC Tournament.

2017-18 • REDSHIRT FRESHMAN

Appeared in all 36 games for Mississippi State and drew 36 starts ... Averaged 7.8 points and was second on the team with 6.4 rebounds ... Scored in double-digits 12 times, with season-high 19 points coming in win at Texas A&M ... Had 10 or rebounds five times, with season-high 13 coming against Little Rock ... Tied Jarvis Varnado's freshman record with 67 blocked shots which also tied him for the sixth most in a single season ... In collegiate debut against Florida A&M, totaled 12 points, 7 rebounds and 3 blocks ... Had three or more blocks 13 times, with season high of 5 coming against Stephen F. Austin ... His blocks ranked sixth in the SEC, while he was 10th in rebounding ... Posted three double-doubles on the year — Green Bay (12 points, 11 rebounds), Florida (12 points, 10 rebounds) and Auburn (10 points, 11 rebounds) ... In two SEC Tournament games, totaled 7 points, 11 rebounds, 3 blocks and 1 steal ... In four NIT games, scored 38 points, grabbed 25 rebounds and blocked 5 shots ... Best NIT effort came against Nebraska, where he had 15 points, 9 rebounds and 1 block ... Against Penn State in Madison Square Garden, poured in 13 points and grabbed 8 rebounds ... Finished the year with 282 points and 231 rebounds.

2016-17 • FRESHMAN

Redshirted the 2017-18 season due to injury.

HIGH SCHOOL

Led Hamilton Heights Christian Academy to the National Christian Tournament title with a 73-44 win against Mount Mission ... In the championship game he had 12 points, 14 rebounds, 4 assists, 1 steal and 1 block ... Named Tennessee player of the year in 2016 ... Averaged 7.9 points, 8.6 rebounds and 2.7 blocks as a senior as his team posted a 27-3 ledger ... Averaged 9.9 points, 9.8 rebounds and 5.9 blocks as a junior en route to a 28-5 record ... Led his team to the National Christian Tournament crown in 2015 with a 47-46 win against Our Savior (NY) ... Scored 7 points and grabbed a game-high 10 rebounds ... Averaged 9.8 points, 11.8 rebounds and 7.3 blocks as a sophomore ... Career high of 41 points came against Bradley Central in November 2013 ... Career high of 22 rebounds came against Central Park in January 2014 ... As a sophomore he set a school record of 279 blocked shots and leading his team to a school record 34 wins.

PERSONAL

Born on October 1, 1997 ... Majoring in interdisciplinary studies.

A. ADO'S TOP SCORING PERFORMANCES

RK	PTS	OPPONENT	DATE
1	19	at Texas A&M	02/20/2018
2	17	Radford	12/18/2019
3	16	at South Carolina	01/31/2018
4	15	Nebraska • NIT	03/04/2018
	15	at Vanderbilt	02/14/2018
6	14	South Carolina	02/19/2020
7	13	vs. Kansas State	12/14/2019
	13	vs. Penn State • NIT	03/27/2018
9	12	at LSU	01/11/2020
	12	at South Carolina	01/08/2019
	12	Missouri	01/27/2018
	12	at Florida	01/10/2018
	12	Green Bay	11/20/2017
	12	Florida A&M • FAMU	11/18/2017

ADO'S CAREER STATS

YEAR	GP-GS	MIN	AVG	FGM-FGA	PCT	3FGM-FGA	PCT	FTM-FTA	PCT	REB	RPG	PF-D	ASST	TO	BLK	STL	PTS	PPG
2017-18	36-36	953	26.5	112-182	61.5	0-0	0.0	58-113	51.3	231	6.4	93-2	13	71	67	28	282	7.8
2018-19	31-30	746	24.1	51-83	61.4	0-0	0.0	43-69	62.3	140	4.5	87-1	13	35	57	20	145	4.7
2019-20	31-31	878	28.3	69-116	59.5	0-0	0.0	39-64	60.9	209	6.7	82-2	20	42	58	16	177	5.7
TOTALS	98-97	2576	26.3	232-381	60.9	0-0	0.0	140-246	56.9	580	5.9	262-5	46	148	182	64	604	6.2



1 | Iverson Molinar

G • 6-3 • 190 • So. • 1L

PANAMA CITY, PANAMA • VERITAS PREP [CALIFORNIA]

HONORS & AWARDS

2019-20 SEC First-Year Academic Honor Roll

2019-20 • FRESHMAN

Provided 5.9 points, 1.3 assists and 1.0 rebounds per game ... Sank 48.9 percent from the field (64-of-131), 37.1 percent on three-pointers (13-of-35) and 76.8 percent at the foul line (43-of-56) ... One of six players to appear in all 31 games ... Started MSU's first eight games of the season (Nov. 5-Dec. 5) ... Scored double figures in four of his first five games (Nov. 5-21) ... Secured his top 5 scoring performances during non-conference action ... MSU was an unblemished 5-0 when Molinar tallied 10-plus points ... Teamed with Tyson Carter and D.J. Stewart Jr. to score 433 of the team's 520 points (83.3 percent) when coming off bench.

2019-20 • BEST GAMES

Ripped off 14 points of 5-of-10 shooting and added two assists against Florida International (Nov. 5) during his career debut ... Scored his first career points and MSU's first points of the season on a layup with 18:50 remaining in first half ... Became third freshman starter joining teammates Tyson Carter and Nick Weatherspoon to amass double figures on opening night under Ben Howland ... Distributed season's best five assists versus Sam Houston State (Nov. 9) ... Added a pair of 10-point performances during the Louisiana-Monroe (Nov. 14) and New Orleans (Nov. 17) games ... Exploded for a season-high 21 points aided by a season's best four treys and dished out a season-high tying five assists against Tulane (Nov. 21) ... Chipped in nine points and three assists versus No. 17 Villanova (Nov. 22) ... Provided eight points off the bench against Kansas State (Dec. 14) ... Amassed 16 points on a flawless 5-of-5 shooting with four assists and three rebounds versus Kent State (Dec. 30) ... Pumped in a SEC season's best eight points in the Arkansas games (Jan. 22, Feb. 16) ... Garnered seven points during the Alabama (Jan. 8, Feb. 25) games ... Notched five points and a season-high three steals at Texas A&M (Feb. 22).

HIGH SCHOOL

An explosive combo guard who is a talented shooter, passer and slasher who can get to the rim ... Prepped at Veritas Prep in Calabasas, California as a senior and Covenant Christian Ministries Academy in Marietta, Georgia as a junior ... Scored 24 points versus Elias King's Lincoln Academy team at Governor's Challenge in December 2018 ... Poured in 21.5 points, 6.0 rebounds and 5.5 assists per game in his junior season ... Possesses a big time motor and toughness ... Tabbed a four-star prospect by ESPN.com ... Family moved to the United States when Molinar was 14-years old ... Represented his native Panama at the 2017 FIBA AmeriCup played throughout Argentina, Columbia and Uruguay in South America ... Played the AAU circuit for Team Why Not, Russell Westbrook's program, in the Nike EYBL ... Also recruited by Arizona, Arizona State, Georgia, Kansas State and Virginia Commonwealth ... Joined by Devin Butts, Elias King, Quinton Post and Isaac Stansbury as MSU's true freshmen class in 2019-20.





MOLINAR'S CAREER HIGHS

POINTS

21 • vs. Tulane • 11/21/2019

REBOUNDS

3 • Kent State • 12/30/2019

FIELD GOALS MADE

6 • vs. Tulane • 11/21/2019

3-POINT FIELD GOALS MADE

4 • vs. Tulane • 11/21/2019

FREE THROWS MADE

5 • vs. Tulane • 11/21/2019

MOLINAR'S CAREER HIGHS

ASSISTS

5 • vs. Tulane • 11/21/2019

5 • Sam Houston State • 11/08/2019

BLOCKS

2 • Radford • 12/18/2019

STEALS

3 • at Texas A&M • 02/22/2020

MINUTES

32 • vs. Tulane • 11/21/2019

PERSONAL

Born on December 3, 1999 ... Majoring in business administration.

MOLINAR'S TOP SCORING PERFORMANCES

RK	PTS	OPPONENT	DATE
1	21	vs. Tulane	11/21/2019
2	16	Kent State	12/30/2019
3	14	Florida International • FIU	11/05/2019
4	10	New Orleans	11/17/2019
	10	Louisiana-Monroe • ULM	11/14/2019
6	9	vs. No. 17 Villanova	11/22/2019
7	8	at Arkansas	02/15/2020
	8	Arkansas	01/22/2020
	8	vs. Kansas State	12/14/2019
10	7	Alabama	02/25/2020
	7	at Alabama	01/08/2020
	7	Louisiana Tech	12/05/2019

MOLINAR'S CAREER STATS

YEAR	GP-GS	MIN-AVG	FGM-FGA	PCT	3FGM-FGA	PCT	FTM-FTA	PCT	REB-RPG	PF-D	ASST	TO	BLK	STL	PTS-PPG
2019-20	31-8	47.6 • 15.4	64-131	48.9	12-35	37.1	43-56	76.8	32 • 1.0	47-1	40	32	4	8	184 • 5.9
TOTALS	31-8	47.6 • 15.4	64-131	48.9	12-35	37.1	43-56	76.8	32 • 1.0	47-1	40	32	4	8	184 • 5.9



3 | D.J. Stewart Jr.

G • 6-6 • 205 • R-So. • 1L
GRACE, MISSISSIPPI • RIVERSIDE HS

HONORS & AWARDS

2019-20 SEC Academic Honor Roll

2018-19 SEC First-Year Academic Honor Roll

2019-20 • REDSHIRT FRESHMAN

Registered 8.5 points, 2.5 rebounds, 1.6 assists and 1.0 steals per game ... Connected on 45.6 percent from the floor (98-of-215), 32.9 percent from three-point territory (26-of-79) and 70.0 percent at the free throw line (42-of-60) ... One of six players to appear in all 31 games ... Earned 17 starts and was member of MSU's starting five during 15 of last 16 games (Jan. 14-March 7) ... Lone exception was versus Ole Miss (March 7) where Tyson Carter started in place of Stewart Jr. on Senior Night ... Posted 14 games of 10-plus points which was fifth on the team ... MSU won 11 of 14 games when he reached double figures ... Five of his top six scoring performances were against SEC opponents ... Teamed with Tyson Carter and Iverson Molinar to score 433 of the team's 520 points (83.3 percent) when coming off bench ... His 31 steals were third on the team ... Secured multiple steals in seven games.

2019-20 • BEST GAMES

Tallied eight points and season-high three steals against Florida International (Nov. 5) during career debut ... First career basket was a layup to give MSU an 18-16 first-half lead at the 11:01 mark ... Pumped in first of three consecutive games in double figures with 15-point performance versus Sam Houston State (Nov. 9) ... Added 13 points on 6-of-10 shooting against New Orleans (Nov. 17) ... Notched 10 points, two assists and two steals versus Kansas State (Dec. 14) during first career start ... Upped his scoring mark to 12.6 points per game over nine-game span fueled by seven outings with 10-plus points (Jan. 22-Feb. 15) ... Began stretch with 14 points against Arkansas (Jan. 22) ... Provided 12 points and a season-high eight rebounds at Oklahoma (Jan. 25) ... Exploded for 16 of his season's best 20 points aided by four treys during

second half of Tennessee game (Feb. 1) ... Fired in 15 points at No. 15 Kentucky (Feb. 4) ... Collected a pair of 16-point efforts at Ole Miss (Feb. 11) and versus South Carolina (Feb. 19) ... Dished out a season-high five assists at Texas A&M (Feb. 22) ... Collected seven points, five rebounds and two assists against Ole Miss (March 7) during season finale.

2018-19 • REDSHIRT FRESHMAN

Stewart elected to redshirt the 2018-19 season and will have four years of eligibility starting in 2019-20.

HIGH SCHOOL

A consensus 4-star recruit who was named the No. 2 prospect in the state of Mississippi behind teammate Robert Woodard II for the Class of 2018 ... Rated No. 103 (Scout), No. 106 (Rivals) and No. 114 (247 Sports) nationally ... Posted 25.0 points and 10.7 rebounds per game where he claimed All-State First Team honors from Jackson Clarion-Ledger as a senior at Riverside High School under Kevin Gladney in Avon, Mississippi ... Secured 18.9 points, 9.7 rebounds and 3.1 assists per game during his junior season ... Played AAU basketball with MSU teammates Nick Weatherspoon and KeyShawn Feazell ... Joined by Reggie Perry and Robert Woodard II as a consensus top 25 recruiting class rated as high as No. 9 by Lindy's Magazine ... Signed his National Letter of Intent (NLI) in November 2017 during early period.





STEWART JR.'S CAREER HIGHS

POINTS

20 • Tennessee • 02/01/2020

REBOUNDS

8 • at Oklahoma • 01/25/2020

FIELD GOALS MADE

6 • at No. 15 Kentucky • 02/04/2020

6 • Tennessee • 02/01/2020

6 • New Orleans • 11/17/2019

3-POINT FIELD GOALS MADE

4 • Tennessee • 02/01/2020

FREE THROWS MADE

7 • at Ole Miss • 02/11/2020

STEWART JR.'S CAREER HIGHS

ASSISTS

5 • at Texas A&M • 02/20/2020

BLOCKS

2 • Arkansas • 01/22/2020

2 • at Coastal Carolina • 11/24/2019

STEALS

3 • Alabama • 02/25/2020

3 • Florida International • 11/05/2019

MINUTES

38 • Tennessee • 02/01/2020

38 • at Ole Miss • 02/11/2020

PERSONAL

Born on July 28, 1999 ... Majoring in kinesiology.

STEWART JR.'S TOP SCORING PERFORMANCES

RK	PTS	OPPONENT	DATE
1	20	Tennessee	02/01/2020
2	16	South Carolina	02/19/2020
	16	at Ole Miss	02/11/2020
4	15	at No. 15 Kentucky	02/04/2020
	15	Sam Houston State	11/08/2019
6	14	Arkansas	01/22/2020
7	13	New Orleans	11/17/2019
8	12	at Oklahoma • OU	01/25/2020
	12	Kent State	12/30/2019
10	11	at Coastal Carolina	11/24/2019

STEWART JR.'S CAREER STATS

YEAR	GP-GS	MIN	AVG	FGM-FGA	PCT	3FGM-FGA	PCT	FTM-FTA	PCT	REB	PPG	PF-D	ASST	TO	BLK	STL	PTS	PPG
2019-20	31-17	919	29.6	98-215	45.6	26-79	32.9	42-60	70.0	79	2.5	71-1	49	44	7	31	264	8.5
TOTALS	31-17	919	29.6	98-215	45.6	26-79	32.9	42-60	70.0	79	2.5	71-1	49	44	7	31	264	8.5



2 | Javian Davis

F • 6-9 • 245 • R-So. • TR
CANTON, MISSISSIPPI • ALABAMA

HONORS & AWARDS

2019-20 SEC Academic Honor Roll
 2018-19 SEC First-Year Academic Honor Roll

BEFORE MISSISSIPPI STATE

Posted 6.0 points and 3.8 rebounds per game over his 31 appearances as a redshirt freshman at Alabama during the 2019-20 season ... Connected on 59.4 percent (60-of-101) of his field goal attempts and 61.5 percent (64-of-104) at the free throw line ... Alabama won seven of nine games when Davis provided double figures ... Ripped off season-highs with 20 points and 10 rebounds versus South Carolina (Feb. 29) ... Logged 11 points and three blocks against Arkansas (Feb. 1) ... Tallied 13 points and eight rebounds versus Georgia (Feb. 8) ... Added 10 points and four rebounds at Ole Miss (Feb. 22) ... Earned nine of his 14 starts during non-conference action ... His top non-conference performances were a 19-point, 9-rebound effort versus Florida Atlantic (Nov. 11) along with 12 points and six rebounds against Belmont (Dec. 21) ... Redshirted the 2018-19 season where he transformed his body dropping over 40 pounds ... Chose Mississippi State over Georgetown, Wake Forest and Xavier among others.

HIGH SCHOOL

Prepped under Russell Evans at Canton High School in Canton, Mississippi ... Secured 17.0 points, 12.0 rebounds and 2.0 blocks per game as a senior ... Collected an All-State First-Team selection by USA Today and an All-State Second-Team nod by the Jackson-Clarion Ledger ... Team registered a 29-4 record and a 5A state semifinals appearance in 2017-18 ... Tabbed to the Clarion Ledger's "Dandy Dozen" list heading into the 2017-18 season ... Averaged 16.2 points, 10.0 rebounds and 2.7 blocks per game during his junior season ... Played in the 2017 Mississippi North/South All-Star Game where he captured Most Valuable Defensive Player with 18 points, 14 rebounds and three blocks ... Rated the state of Mississippi's No. 3 prospect by 247 Sports behind Robert Woodard II and DJ. Stewart Jr. for the Class of 2018 ... Played the AAU circuit for Team Thad based out of Memphis, Tennessee ... Selected to attend the NBA top 100 camp in Summer 2017.

PERSONAL

Born on September 9, 1999 ... Majoring in psychology.

DAVIS' TOP SCORING PERFORMANCES

RK	PTS	OPPONENT	DATE • SCHOOL
1	20	South Carolina	02/29/2020 • Alabama
2	19	Florida Atlantic • FAU	11/11/2019 • Alabama
3	13	at Georgia	02/08/2020 • Alabama
4	12	vs. Belmont	12/21/2019 • Alabama
5	11	Arkansas	02/01/2020 • Alabama
	11	Stephen F. Austin • SFA	12/06/2019 • Alabama
	11	at Rhode Island • URI	11/15/2019 • Alabama
8	10	at Ole Miss	02/22/2020 • Alabama
	10	Furman	11/19/2019 • Alabama
10	8	Tennessee	02/04/2020 • Alabama
	8	at No. 21 Penn State	12/14/2019 • Alabama

DAVIS' CAREER HIGHS

POINTS

20 • South Carolina • 02/29/2020 • Alabama

REBOUNDS

10 • South Carolina • 02/29/2020 • Alabama

FIELD GOALS MADE

6 • Florida Atlantic • 11/11/2019 • Alabama

3-POINT FIELD GOALS MADE

1 • 2x • Last: South Carolina • 02/29/2020 • Alabama

FREE THROWS MADE

11 • South Carolina • 02/29/2020 • Alabama

ASSISTS

2 • 2x • Last: vs. Iowa State • 11/28/2019 • Alabama

BLOCKS

3 • 2x • Last: Arkansas • 02/01/2020 • Alabama

STEALS

3 • vs. Southern Miss • 11/29/2019 • Alabama

MINUTES

31 • South Carolina • 02/29/2020 • Alabama

DAVIS' CAREER STATS

YEAR	GP-GS	MIN	AVG	FGM-FGA	PCT	3FGM-FGA	PCT	FTM-FTA	PCT	REB	RPG	PF-D	ASST	TO	BLK	STL	PTS	PPG
2019-20	31-14	494	15.9	60-101	59.4	2-8	25.0	64-104	61.5	118	3.8	76-5	14	34	13	19	186	6.0
TOTALS	31-14	494	15.9	60-101	59.4	2-8	25.0	64-104	61.5	118	3.8	76-5	14	34	13	19	186	6.0



0 | Jalen Johnson

F • 6-6 • 210 • R-JR. • TR

BATON ROUGE, LOUISIANA • LOUISIANA-LAFAYETTE

HONORS & AWARDS

2019-20 Louisiana Sports Writers Association Newcomer of the Year
 2019-20 All-Louisiana Second Team • LSWA
 2019-20 Sun Belt Player of the Week • Jan. 27, 2020
 2018-19 • 2019-20 Sun Belt Conference Academic Honor Roll
 2016-17 Atlantic 10 Rookie of the Week • Feb. 27, 2017

BEFORE MISSISSIPPI STATE

Piled up 1,061 points and 495 rebounds between his three seasons at Saint Louis (2016-17 • 2017-18) and Louisiana-Lafayette (2019-20) ... Played in 99 career games with 77 starts ... Collected 50 outings of 10-plus points, 11 outings of 20-plus points and nine double-doubles ... Ranked among the Sun Belt's top 10 in points (15.5 – 6th), rebounds (6.6 – 7th), field goal percentage (42.8 – 4th) and free throw percentage (82.9 – 4th) in 2019-20 ... Registered double figures in 28 of 33 games for the Ragin' Cajuns headlined by nine outings of 20-plus points ... His 15.5 PPG paced Sun Belt newcomers ... Fired in three consecutive 20-plus point efforts to start the 2019-20 season which included 21 points at TCU (Nov. 12) ... Posted six double-doubles sparked by a 26-point, 10-rebound effort against Southeastern Louisiana (Dec. 3) ... Finished season with double digit points in 17 of 18 games (Jan. 6-March 9) headed by a run of 14 straight games (Jan. 6-Feb. 26) ... Season-high was 27 points versus Louisiana-Monroe (Jan. 25) ... Secured Sun Player of the Week accolades (Jan. 27) ... Sat out the 2018-19 season due to NCAA transfer rules ... Averaged 8.3 PPG and 4.2 RPG over 66 games with 42 starts at Saint Louis during his freshman and sophomore seasons ... Secured 22 games of 10-plus points, three double-doubles and drained 38.2 percent of his three-point attempts with the Billikens ... Named Atlantic 10 Rookie of the Week (Feb. 27, 2017) after a pair of 17-point efforts at VCU (Feb. 22) and against St. Joseph's (Feb. 25) ... Pumped in a SLU career-high 24 points against Detroit (Nov. 22, 2017) and an A-10 career-best 20 points versus George Washington (Feb. 24, 2018) as a sophomore.

HIGH SCHOOL

Prepped at University Lab School in Baton Rouge where the Cubs won three consecutive Louisiana Class 3A Championships during the 2013-14, 2014-15 and 2015-16 seasons ... Amassed 21.8 points, 8.3 rebounds and 1.4 assists per game as a senior ... Scored 28 points on 9-of-12 shooting and tabbed MVP of the 2016 Class 3A title game ... Named 2016 Louisiana Class 3A Outstanding Player of the Year by the Louisiana Sports Writers Association (LSWA) ... Garnered a 2016 All-Metro selection by the Baton Rouge Advocate ... Notable basketball players from U-High include Glen Davis (LSU • 2005-06-07) and Garrett Temple (LSU • 2006-07-08-09) who played in the NBA.

PERSONAL

Born on November 16, 1997 ... Pursuing his master's degree in workforce education leadership ... Earned his undergraduate degree in communications/broadcast journalism from the University of Louisiana at Lafayette in May 2020.

JOHNSON'S TOP SCORING PERFORMANCES

RK	PTS	OPPONENT	DATE • SCHOOL
1	27	Louisiana-Monroe • ULM	01/25/2020 • ULL
2	26	Southeastern Louisiana	12/03/2019 • ULL
	26	Little Rock • UALR	12/21/2019 • ULL
4	24	Detroit	11/22/2017 • SLU
5	23	Texas-Arlington • UTA	01/16/2020 • ULL
6	22	Loyola • New Orleans	11/05/2019 • ULL
7	21	at Georgia Southern [SBC-T]	03/09/2020 • ULL
	21	at Texas Christian • TCU	11/12/2019 • ULL
	21	McNeese State	11/09/2019 • ULL
10	20	at Troy	02/15/2020 • ULL
	20	George Washington • GW	02/24/2018 • SLU

JOHNSON'S CAREER HIGHS

POINTS

27 • Louisiana-Monroe • 01/25/2020 • Louisiana-Lafayette

REBOUNDS

14 • Murray State • 12/12/2017 • Saint Louis

FIELD GOALS MADE

10 • Southeastern Louisiana • 12/03/2019 • Louisiana-Lafayette

3-POINT FIELD GOALS MADE

5 • 2x • Last: at Duquesne • 02/28/2018 • Saint Louis

FREE THROWS MADE

10 • Louisiana-Monroe • 01/25/2020 • Louisiana-Lafayette

ASSISTS

5 • Duquesne • 02/11/2017 • Saint Louis

BLOCKS

5 • McNeese State • 11/09/2019 • Louisiana-Lafayette

STEALS

3 • 2x • Last: McNeese State • 11/09/2019 • Louisiana-Lafayette

MINUTES

40 • 6x • Last: at Texas-Arlington • 01/30/2020 • Louisiana-Lafayette

JOHNSON'S CAREER STATS

YEAR	GP-GS	MIN	AVG	FGM-FGA	PCT	3FGM-FGA	PCT	FTM-FTA	PCT	REB	RPG	PF-D	ASST	TO	BLK	STL	PTS	PPG
2016-17	33-18	791	• 24.0	85-213	39.9	35-96	36.5	44-60	73.3	149	• 4.5	88-3	25	44	17	23	249	7.5
2017-18	33-24	896	• 27.2	91-217	41.9	52-132	39.4	67-86	77.9	217	• 3.8	76-1	22	42	21	12	301	9.1
2019-20	33-33	1119	• 33.9	172-402	42.8	46-159	28.9	121-146	82.9	219	• 6.6	83-0	25	62	21	25	511	15.5
TOTALS	99-75	2806	• 28.3	348-832	41.8	133-387	34.4	232-292	79.5	495	• 5.0	247-4	72	148	59	60	1061	• 10.7



32 | Quinten Post

F • 7-0 • 240 • So. • 1L

AMSTERDAM, THE NETHERLANDS • CARTESIUS LYCENUM HS

HONORS & AWARDS

2019-20 SEC First-Year Academic Honor Roll

2019-20 • FRESHMAN

Appeared in eight games and saw 21 minutes of court time ... Secured 1.1 points and 1.5 rebounds per game ... Scored points during four of his eight appearances and grabbed a rebound in five of his eight outings ... Made his career debut versus Louisiana-Monroe (Nov. 14) ... First career points came off an offensive rebound layup with 1:55 left in MSU's 82-59 win over New Orleans (Nov. 17) ... Also hauled down a season-high three rebounds against New Orleans (Nov. 17) ... Saw action in four SEC games versus Missouri (Jan. 14), Georgia (Jan. 18), Tennessee (Feb. 1) and Ole Miss (March 7) ... Tied a season's best with three rebounds during the Missouri game ... Tallied two points and two rebounds against Georgia (Jan. 18).

THE NETHERLANDS U20 TEAM • 2019 FIBA EUROPEAN DIVISION B CHAMPIONSHIPS

Represented the Dutch national team at the FIBA European Division B U20 Championships in July 2019 in Portugal ... Secured 7.4 points, 4.1 rebounds and 1.4 assists per game as the Netherlands finished sixth fueled by a 4-1 record in pool play ... Tallied 11 points, 10 rebounds and five assists against Estonia (July 14) ... Poured in a team-leading 18 points on 8-of-16 shooting and hauled down seven rebounds versus Sweden (July 16).

HIGH SCHOOL

Very skilled, athletic post who played for Alba Berlin Youth Club in Berlin, Germany where he averaged 15.8 points and 6.8 rebounds per game in 2018-19 ... Also prepped at Cartesius Lyceum High School in his native Amsterdam, The Netherlands ... Also recruited by Georgia Tech and Washington State ... Joined by Devin Butts, Elias King, Iverson Molinar and Isaac Stansbury as MSU's true freshmen class in 2019-20.

PERSONAL

Born on March 21, 2000 ... Majoring in sociology.

POST'S TOP SCORING PERFORMANCES

RK	PTS	OPPONENT	DATE
1	3	Kent State	12/30/2019
2	2	Georgia	01/18/2020
	2	at Coastal Carolina	11/24/2019
	2	New Orleans	11/17/2019

Post's CAREER HIGHS**POINTS**

3 • Kent State • 12/30/2019

REBOUNDS

3 • 2x • Last: Missouri • 01/14/2020

FIELD GOALS MADE

1 • 3x • Last: Georgia • 01/18/2020

3-POINT FIELD GOALS MADE

1 • Kent State • 12/30/2019

FREE THROWS MADE

2 • at Coastal Carolina • 11/24/2019

ASSISTS

1 • Missouri • 01/14/2020

BLOCKS

1 • Kent State • 12/30/2019

STEALS

None

MINUTES

4 • 2x • Last: Missouri • 01/14/2020

POST'S CAREER STATS

YEAR	GP-GS	MIN	AVG	FGM-FGA	PCT	3FGM-FGA	PCT	FTM-FTA	PCT	REB	RPG	PF-D	ASST	TO	BLK	STL	PTS	PPG
2019-20	8-0	21	2.6	3-8	37.5	1-3	33.3	2-2	100.0	12	1.5	4-0	1	3	1	0	9	1.1
TOTALS	8-0	21	2.6	3-8	37.5	1-3	33.3	2-2	100.0	12	1.5	4-0	1	3	1	0	9	1.1



35 | Tolu Smith

F • 6-10 • 245 • SO. • TR

BAY ST. LOUIS, MISSISSIPPI • WESTERN KENTUCKY

HONORS & AWARDS

2019-20 SEC First-Year Academic Honor Roll

2019-20 • SOPHOMORE

Smith redshirted the 2019-20 season due to NCAA transfer rules and has three years of eligibility starting in 2020-21.

BEFORE MISSISSIPPI STATE

Spent his freshman season at Western Kentucky under former Mississippi State coach Rick Stansbury and will sit out the 2019-20 season due to NCAA transfer rules ... Appeared in 34 games where he posted 3.3 points and 2.6 rebounds per game on a 58.3 shooting percentage for the Hilltoppers ... Scored his first career points on a three-pointer against Washington (Nov. 6) ... Tallied six points and six rebounds versus UT Martin (Nov. 10) ... Posted a season's best nine points against No. 13 West Virginia (Nov. 16) ... Chipped in five points and hauled down a season-high nine rebounds at Louisiana Tech (Jan. 26) ... Held offers from Arkansas LSU, Texas A&M and West Virginia after he entered the transfer portal

HIGH SCHOOL

Prepped at Kahuku High and Intermediate School in Hawaii where he registered 21.2 points, 10.3 rebounds and 1.6 blocks per game as a senior ... Named Honolulu Star-Advertiser Player of the Year and ranked No. 1 on the all-defensive team... Also selected as Oahu Interscholastic Association Eastern Division Boys Basketball Player of the Year... Played his sophomore and junior seasons at Bay High School in Bay St. Louis, Mississippi ... Posted 13.8 points, 8.7 rebounds and 2.1 blocks per game during his junior season ... Team finished the 2016-17 season with a 25-6 record and ranked No. 1 in South Mississippi by the Biloxi Sun Herald... Captured the Biloxi Sun Herald's All-South Mississippi Player of the Year award in 2017-18 ... His brother, Galen, played two seasons of NAIA basketball at Xavier University of Louisiana in New Orleans from 2017-18 and 2018-19.

PERSONAL

Born on July 26, 2000 ... Majoring in kinesiology.

T. SMITH'S TOP SCORING PERFORMANCES

RK	PTS	OPPONENT	DATE • SCHOOL
1	9	vs. West Virginia	11/16/2018 • WKU
2	6	Florida International • FIU	01/17/2019 • WKU
	6	at Marshall	01/12/2019 • WKU
	6	at Belmont	12/19/2018 • WKU
	6	at Arkansas	12/08/2018 • WKU
	6	Tennessee State	12/01/2018 • WKU
	6	UT Martin	11/10/2018 • WKU
8	5	vs. North Texas	03/14/2019 • WKU
	5	Texas-San Antonio • UTSA	01/31/2019 • WKU
	5	at Louisiana Tech	01/26/2019 • WKU

SMITH'S CAREER HIGHS

POINTS

9 • vs. West Virginia • 11/16/2018 • Western Kentucky

REBOUNDS

9 • at Louisiana Tech • 01/26/2019 • Western Kentucky

FIELD GOALS MADE

3 • 6x • Last: at Marshall • 01/12/2019 • Western Kentucky

3-POINT FIELD GOALS MADE

None

FREE THROWS MADE

4 • Florida International • 01/17/2019 • Western Kentucky

ASSISTS

1 • 8x • Last: vs. North Texas • 03/14/2019 • Western Kentucky

BLOCKS

2 • 3x • Last: at Louisiana Tech • 01/26/2019 • Western Kentucky

STEALS

1 • 3x • Last: vs. Southern Miss • 03/15/2019 • Western Kentucky

MINUTES

20 • Texas-San Antonio • 01/31/2019 • Western Kentucky

SMITH'S CAREER STATS

YEAR	GP-GS	MIN	AVG	FGM-FGA	PCT	3FGM-FGA	PCT	FTM-FTA	PCT	REB	RPG	PF-D	ASST	TO	BLK	STL	PTS	PPG
2018-19	34-0	344	10.1	42-72	58.3	0-0	0.0	28-49	57.1	89	2.6	52-0	8	35	10	3	112	3.3
TOTALS	34-0	344	10.1	42-72	58.3	0-0	0.0	28-49	57.1	89	2.6	52-0	8	35	10	3	112	3.3



11 | Andersson Garcia

G/F • 6-7 • 205 • FR. • HS

MOCA, DOMINICAN REPUBLIC • HAMILTON HEIGHTS HS [TENNESSEE]

HIGH SCHOOL

An extremely athletic forward who is a strong driver, passer, shooter and ball-handler ... Solid defender who can guard the one through four positions ... Prepped under Zach Ferrell at Hamilton Heights Christian Academy in Chattanooga, Tennessee, the same program as MSU rising senior Abdul Ado ... Posted 9.0 points, 9.6 rebounds and 3.7 assists per game and shot 61 percent from the floor during his senior season ... Hamilton Heights went 28-3, won the NACA National Championship and earned a USA Today top 20 national finish in 2019-20 ... Notable basketball players from Hamilton Heights Christian Academy include Nickeil Alexander-Walker (Virginia Tech • 2018-19) and Shai Gilgeous-Alexander (Kentucky • 2018) who also play in the NBA ... Played the AAU circuit for the Atlanta Celtics where he and MSU teammate Deivon Smith won the 2019 Adidas Gauntlet U17 in Birmingham ... Atlanta Celtics alumni include NBA players Dion Glover, Dwight Howard, Jumaine Jones and Josh Smith ... Also recruited by Illinois, Kansas State, Minnesota, Missouri and Southern Cal among others ... Inked his National Letter of Intent (NLI) in April 2020 ... Joined by Derek Fountain, Cameron Matthews, Keondre Montgomery, Reggie Morris and Deivon Smith as MSU's true freshman class in 2020-21.

PERSONAL

Born on August 23, 2000 ... Major is undeclared.



20 | Derek Fountain

F • 6-9 • 210 • FR. • HS

HOLLY SPRINGS, MISSISSIPPI • HOLLY SPRINGS HS

HIGH SCHOOL

A versatile wing man who is a strong shooter, passer, rebounder and defender ... Prepped under former Mississippi State football player Kenzaki Jones and Sylvester Kilgore at Holly Springs High School in Holly Springs, Mississippi ... Posted 23.0 points and 13.0 rebounds per game as a senior ... Holly Springs went 28-5 en route to the MHSAA Class 3A state semifinals in 2019-20 ... Listed among 2019-20 "Dandy Dozen" by Jackson Clarion-Ledger ... A two-time All-State selection and Class 3A District 2 Most Valuable Player honoree ... Secured 16.0 points and 10.0 rebounds per game as a junior ... Holly Springs was the MHSAA Class 3A state runner-up in 2017-18 and 2018-19 ... Played the AAU circuit for Team Thad out of Memphis, Tennessee founded by NBA player Thaddeus Young ... AAU teammate with Cameron Matthews ... Also recruited by Fresno State, Oklahoma and Temple among others ... Inked his National Letter of Intent (NLI) in June 2020 ... Joined by Andersson Garcia, Cameron Matthews, Keondre Montgomery, Reggie Morris and Deivon Smith as MSU's true freshman class in 2020-21 ... Fountain, Matthews and Montgomery are the state of Mississippi's top three prospects for Class of 2020.

PERSONAL

Born on July 12, 2002 ... Majoring in secondary education ... Mother, Bernita Fountain, was a two-year basketball letterwinner at Southern Miss during the 1987-88 and 1988-89 seasons.



4

Cameron Matthews

G/F • 6-7 • 220 • FR. • HS

OLIVE BRANCH, MISSISSIPPI • OLIVE BRANCH HS

HIGH SCHOOL

A versatile forward who possesses great handles, can see the floor and attack the rim ... Solid defender who is a strong rebounder and rim protector ... Prepped under Eric Rombaugh at Olive Branch High School in Olive Branch, Mississippi ... Notched 16.2 points, 14.5 rebounds, 5.4 assists and 3.1 blocks per game as a senior ... An All-State Second-Team performer and listed among 2019-20 "Dandy Dozen" by Jackson Clarion-Ledger ... Olive Branch secured a 23-6 record and appeared in MHSAA 6A state quarterfinals in 2019-20 ... Averaged 11.8 points, 7.9 rebounds, 4.6 assists and 3.2 blocks per game as a junior ... Olive Branch came away with a 26-8 record and was the MHSAA Class 5A state runner-up ... Olive Branch went 28-4 and won the school's first MHSAA Class 5A state championship over Keondre Montgomery's Forest Hill team in 2017-18 ... Played the AAU circuit for Team Thad out of Memphis, Tennessee founded by NBA player Thaddeus Young ... AAU teammates with Derek Fountain ... Also recruited by Alabama, Arkansas, Florida, Ole Miss and Memphis among others ... Inked his National Letter of Intent (NLI) in November 2019 ... Joined by Derek Fountain, Andersson Garcia, Keondre Montgomery, Reggie Morris and Deivon Smith as MSU's true freshman class in 2020-21 ... Fountain, Matthews and Montgomery are the state of Mississippi's top three prospects for Class of 2020.

PERSONAL

Born on December 23, 2001 ... Major is undeclared.



55

Keondre Montgomery

G/F • 6-7 • 200 • FR. • HS

JACKSON, MISSISSIPPI • FOREST HILL HS

HIGH SCHOOL

An extremely gifted scorer who can score on all three levels ... Outstanding three-point shooter, a strong finisher at the basket and someone who can create for others ... Prepped under Jerry Currie at Forest Hill High School in Jackson, Mississippi ... State of Mississippi's top prospect for Class of 2020 ... Poured in 28.1 points, 8.5 rebounds, 4.0 assists, 2.1 blocks and 2.0 steals per game as a senior ... Forest Hill went 25-6 and advanced to the MHSAA Class 5A state semifinals in 2019-20 ... A two-time All-State First-Team selection and two-time honoree on "Dandy Dozen" list from the Jackson-Clarion Ledger ... Average 20.0 points, 6.0 rebounds and 2.9 assists per game as a junior ... Forest Hill posted a 24-8 record and advanced to the MHSAA Class 5A state semifinals in 2018-19 ... Forest Hill went 26-7 and was the MHSAA Class 5A state runner-up in 2017-18 ... Notable basketball players from Forest Hill include Maurice Carter (LSU • 1996-97-98-99), Kevin Sims (Tulane • 2007-08-09-10) and Andre Stringer (LSU • 2011-12-13-14) ... Played the AAU circuit for MEBO Team Hood where he registered 10.8 points, 2.7 rebounds and 1.8 steals per game at the 2019 Nike EYBL 17U event ... Invited to Nike Elite Top 100 camp ... Teammates included Austin Crowley (Ole Miss) and Jaylen Forbes (Alabama) ... MEBO Team Hood alumni include MSU's D.J. Stewart Jr. and Robert Woodard II ... Also recruited by Auburn, Clemson, Ole Miss, Seton Hall and Wichita State among others ... Inked his National Letter of Intent (NLI) in May 2020 ... Joined by Derek Fountain, Andersson Garcia, Cameron Matthews, Reggie Morris and Deivon Smith as MSU's true freshman class in 2020-21 ... Fountain, Matthews and Montgomery are the state of Mississippi's top three prospects for Class of 2020.

PERSONAL

Born on July 23, 2001 ... Majoring in agricultural science ... Cousin, Fred Thomas, scored 1,050 career points at Mississippi State from 2013-16.



5 | Deivon Smith

G • 6-1 • 165 • FR. • HS

LOGANVILLE, GEORGIA • GRAYSON HS

HONORS & AWARDS

No. 69 National Recruit • ESPN.com Class of 2020

HIGH SCHOOL

An explosive true point guard with dynamic court vision who excels in transition and is an exceptional finisher with both hands at the rim ... An elite defender who is tough, crafty and smart ... Prepped under Geoffrey Pierce at Grayson High School in Grayson, Georgia ... Ranked No. 69 nationally and is the eighth ESPN top 100 prospect to sign under Ben Howland at MSU ... Secured 17.6 points, 8.3 assists, 8.1 rebounds and 3.5 steals per game as a senior ... Named 2020 Gwinnett Prep Sports Player of the Year ... Provided 17.4 points, 9.3 rebounds, 6.6 assists, 2.1 blocks and 2.0 blocks per game during his junior season ... Grayson went 25-4, won the Region 8-AAAAAAA championship and went to the state final four in 2017-18 ... Played the AAU circuit for the Atlanta Celtics where he and MSU teammate Andersson Garcia won the 2019 Adidas Gauntlet U17 in Birmingham ... Atlanta Celtics alumni include NBA players Dion Glover, Dwight Howard, Jumaine Jones and Josh Smith ... Also recruited by Alabama, Arkansas, Florida State, Georgia, Louisville, Ole Miss and Oregon among others ... Inked his National Letter of Intent (NLI) in November 2019 ... Joined by Derek Fountain, Andersson Garcia, Cameron Matthews, Keondre Montgomery and Reggie Morris as MSU's true freshman class in 2020-21.

PERSONAL

Born on March 8, 2002 ... Majoring in communication.



30 | Andrew Junkin

F • 6-11 • 240 • R-So. • 1L
NEW HOPE, MISSISSIPPI • NEW HOPE HS

HONORS & AWARDS

2019-20 SEC Academic Honor Roll

2018-19 SEC First-Year Academic Honor Roll

2019-20 • REDSHIRT FRESHMAN

Junkin saw action in three games and logged five minutes of court time ... Made his career debut versus New Orleans (Nov. 17) ... Recorded a block at Coastal Carolina (Nov. 24) ... Appeared in first SEC game against Missouri (Jan. 14).

2018-19 • REDSHIRT FRESHMAN

Junkin elected to redshirt the 2018-19 season and will have four years of eligibility remaining starting in 2019-20.

HIGH SCHOOL

Prepped at New Hope High School under Drew McBrayer where he averaged 11.3 points, 8.3 rebounds and 4.1 blocks per game as a senior ... Improved his averages to 15.0 points and 13.5 rebounds per game in Class 4A state tournament during senior season ... Played AAU circuit for Da House Mississippi ... Solid student who carried a 3.9 GPA in high school .. Passed on Division I scholarship offers to walk-on at Mississippi State.

PERSONAL

Born on December 8, 1998 ... Majoring in accounting.



21 | Justin Rumph

G • 6-5 • 215 • R-Jr. • SQ
BIRMINGHAM, ALABAMA • SOUTHERN UNION STATE CC

HONORS & AWARDS

2019-20 SEC First-Year Academic Honor Roll

2019-20 • JUNIOR

Rumph practiced with the team during the 2019-20 season but did not see any game action.

BEFORE MISSISSIPPI STATE

Played his sophomore season at Southern Union State Community College in Opelika, Alabama after he spent his freshman campaign at Faulkner University in Montgomery, Alabama ... At Southern Union State, scored 143 of his 209 points in conference play ... Was second on the team with 10.2 points and 6.9 rebounds per game during league games ... Prepped at Hoover High School in Alabama.

PERSONAL

Born on June 29, 1999 ... Majoring in communications.



33 | Reggie Morris

G • 6-1 • 160 • FR. • HS

GRANDVIEW, MISSOURI • GRANDVIEW HS

HIGH SCHOOL

Prepped under his father, Reggie Morris, at Grandview High School in Grandview, Missouri ... Averaged 14.7 points, 2.8 steals and 1.9 assists per game as a senior ... Garnered multiple All-District and All-Conference awards ... Named to MoSports Super 50 list heading into 2019-20 season ... Team produced a combined 57-5 record en route to the 2018 and 2019 Missouri Class 4A state titles ... Notched 12.9 points, 2.9 steals and 2.2 assists per game during his junior season ... Joined by Andersson Garcia, Cameron Matthews, Derek Fountain, Keondre Montgomery and Deivon Smith as MSU's true freshman class in 2020-21.

PERSONAL

Born on June 13, 2002 ... Majoring in business administration.



25 | Isaac Stansbury

G • 6-1 • 160 • So. • SQ

BOWLING GREEN, KENTUCKY • GREENWOOD HS

HONORS & AWARDS

2019-20 SEC First-Year Academic Honor Roll

2019-20 • FRESHMAN

Stansbury practiced with the team during the 2019-20 season but did not see any game action.

HIGH SCHOOL

Prepped under coach Will McCoy at Greenwood High School in Bowling Green, Kentucky ... Greenwood HS also produced Daymeon Fishback who is currently an analyst on the SEC Network and was chosen as Mr. Kentucky basketball in 1996 ... His father, Rick, is Mississippi State's all-time winningest basketball coach who went 293-166 over 14 seasons from 1999-2012 and was an associate head coach for the 1996 NCAA Final Four team on Richard Williams' staff ... The Bulldogs made five NCAA Tournament appearances, won the 2004 SEC regular season championship and the 2002 and 2009 SEC Tournament titles under Stansbury ... Joined by Devin Butts, Elias King, Iverson Molinar and Quinten Post as MSU's true freshmen class in 2019-20.

PERSONAL

Born on December 14, 1999 ... Majoring in petroleum engineering.



Ben Howland
HEAD COACH
6TH SEASON
WEBER STATE • 1979

Over the course of a storied 37-year coaching career, Ben Howland has established himself as a proven winner and ascended to one of college basketball's elite head coaches.

Howland, the most decorated and accomplished coach in school history, has built his career on the foundation of hard work, humility, integrity and service. He has brought stability and a calming influence to the Mississippi State program with three straight 20-win seasons for the fifth time in program history.

Mississippi State has piled up 68 victories since the start of 2017-18 which is fourth-most in program history for a three-year span. The Bulldogs also were in-line for its third consecutive postseason appearance in 2019-20 and logged back-to-back postseason appearances for the first time in nearly a decade highlighted by a 2019 NCAA Tournament trip under Howland's direction.

Mississippi State has captured 30 SEC wins over the last three seasons which is the program's best three-year total in a decade. The Bulldogs also secured 10-plus SEC victories during consecutive seasons for the first time since the 1994-95 and 1995-96 seasons under Richard Williams and earned the program's best SEC regular season finish in 2019-20 going back to the 2010-11 campaign.

The 2020-21 campaign marks Howland's sixth season with the Bulldogs and his 25th season as a head coach.

One of Howland's signature accomplishments has been the rebuilding stamp he has placed on teams throughout his career. He is a staple of March Madness and one of 15 coaches in NCAA history to lead four programs to the Big Dance.

Howland has enjoyed an unprecedented level of success and compiled an impressive list of accolades which include three straight NCAA Final Four runs in 2006-07-08 and a 2006 NCAA Runner-Up finish at UCLA. He is the only coach in NCAA history to appear in the NCAA Final Four and win at least 30 games during three consecutive seasons.

Howland is joined by Michigan State's Tom Izzo and Duke's Mike Krzyzewski as the only active coaches to secure three straight NCAA Final Four berths. He is one of 10 coaches to accomplish the prestigious feat in NCAA history headed by 10-time national champion John Wooden at UCLA.

Overall, Howland's teams have amassed 14 postseason appearances, 14 seasons of 20-plus wins, 11 NCAA Tournament bids, eight regular season conference championships and five NCAA Sweet 16 trips. He has garnered seven national coach of the year accolades and collected conference coach of the year honors in three leagues.

Howland's energetic approach and insatiable drive have helped numerous players achieve their professional dreams. Russell Westbrook, Kevin Love and Jrue Holiday spearhead a list of 24 NBA players who have combined for 14 nods to the NBA All-Star Game.

Westbrook, a five-time All-NBA First-Team honoree and two-time NBA scoring champion, was the 2017 NBA MVP. He was the first player in league history to average a triple-double for a season since Oscar Robertson during the 1960s. Love (Cleveland Cavaliers • 2016) along with Trevor Ariza (Los Angeles Lakers • 2009), Jordan Farmar (Los Angeles Lakers • 2009-10) and Norman Powell (Toronto Raptors • 2019) have each won NBA Championships.

Howland's coaching tree has seven former assistant coaches who have later become head coaches at the college level, headed by Jamie Dixon who succeeded him at Pittsburgh and is the current coach of his alma mater, TCU. He left the cupboard fully-stocked as Northern Arizona,

Pitt and UCLA each made NCAA Tournament trips the next season following his departure. Pitt racked up a school-record 31 victories and captured an outright BIG EAST regular season crown, while the Panthers and Bruins made runs to the NCAA Sweet 16.

The foundation for Mississippi State's road back to the 2019 NCAA Tournament was laid by a trio of 1,000-point scorers in Quindary Weatherspoon, Aric Holman and Lamar Peters. Weatherspoon, a 2019 All-SEC First-Team pick, wrapped up his career as one of three MSU players to dial up over 2,000 career points. He scored his first career NBA points with the San Antonio Spurs during the 2020 season. Holman and Peters each put together successful 2019-20 seasons in the NBA G-League.

Reggie Perry, a top five finalist for the 2020 Karl Malone Award given to the nation's top forward, came away with All-SEC First-Team accolades. Before Perry, the last player in program history to average a season double-double was NBA First-Round pick Arnett Moultrie in 2011-12.

Perry and Robert Woodard II are attempting to become the first Mississippi State duo since Mario Austin and Derrick Zimmerman in 2003 to be selected in the same NBA Draft. The program also had two first-round picks in 1996 with Erick Dampier and Dontae' Jones.

Tyson Carter made program history as the first player to secure the SEC's Sixth-Man of the Year award and became the seventh MSU player to eclipse 1,000 career points under Howland in 2019-20.

The Bulldogs will look to punch their return ticket to March Madness in 2020-21 led by returnees Abdul Ado, Iverson Molinar and D.J. Stewart Jr. The trio will be joined by talented transfers in Javian Davis, John Johnson and Tolu Smith along with a skillful freshmen class headed by Derek Fountain, Anderson Garcia, Cameron Matthews, Keondre Montgomery and Devion Smith.

UCLA - 2004-13

Howland's decade of achievements at powerhouse UCLA was fueled by seven NCAA Tournament nods, five NCAA Sweet 16 appearances and three consecutive NCAA Final Fours from 2006-08. The Bruins ripped off 97 victories during those three final four campaigns, the most by any UCLA coach in a three-year span. UCLA advanced to the 2006 NCAA Championship Game, the program's first since winning the 1995 NCAA title.

The Bruins won four Pac-10 regular-season crowns highlighted by three straight from 2006-08. Howland joined the late John Wooden as the only UCLA coaches to lead the Bruins to back-to-back-to-back NCAA Final Fours and became the first coach since Wooden to win three consecutive conference titles. UCLA climbed to the No. 1 spot multiple times during the 2006-07 season.

Howland compiled a 233-107 overall record and a 121-59 mark in conference play over his 10 seasons in Westwood as UCLA logged top three league finishes on seven occasions. The 35 wins in 2007-08 were a school single-season record after the 32 wins in 2005-06 matched the previous mark set by the 1995 NCAA champions.

The Bruins produced a conference-leading 20 NBA players, and UCLA had a league-best 13 players hear their names called at the NBA Draft during Howland's tenure. Both totals also ranked among the top five nationally.

Seven players were first-round picks which included Westbrook (2008 - No. 4), Love (2008 - No. 5), Shabazz Muhammad (2013 - No. 14), Holiday (2009 - No. 17), Darren Collison (2009 - No. 21), Farmar (2006 - No. 26) and Arron Afflalo (2007 - No. 27). Jordan Adams (2014 - No. 22) and Kyle Anderson (2014 - No. 30) also were coached by Howland, while Zach LaVine (2014 - No. 13) was signed by Howland at UCLA.

Afflalo (2007) and Love (2008) notched consensus All-America First-Team status and came away with Pac-10 Player of the Year accolades. Westbrook (2008) was named Pac-10 Defensive Player of the Year, whereas Farmar (2005), Mbah a Moute (2006), Love (2008) and Muhammad (2013) claimed the league's freshman of the year.

**PITTSBURGH - 2000-03**

Prior to his stint on the West Coast, Howland's rapid turnaround at Pittsburgh was ignited by an 89-40 ledger and back-to-back NCAA Sweet 16 appearances in 2002 and 2003. The Panthers tucked away 2002 and 2003 BIG EAST regular season co-championships and the 2003 BIG EAST Tournament crown.

Howland guided Pitt to a 57-11 mark during his NCAA Sweet 16 seasons. The 83.8 winning percentage was second nationally during that period, and the Panthers rose to as high as No. 2 for four weeks in 2002-03. The 29 wins in 2001-02 was a program single-season record which surpassed the previous mark of 25 set in 1973-74.

Howland rattled off consensus national coach of the year status in 2001-02, most notably from the Associated Press (AP), Naismith, Sporting News and Henry Iba Award presented by United States Basketball Writers Association (USBWA). He was the first Pitt coach in any sport to earn a national coach of the year award since football's Johnny Majors in 1976.

Brandin Knight was a two-time All-American during the 2001-02 and 2002-03 seasons, the program's first since Charles Smith in 1986-87 and 1987-88. He also was named 2001-02 BIG EAST Co-Player of the Year and picked up BIG EAST Most Improved honors. Knight concluded his Pitt career as the program's record holder in assists and steals.

NORTHERN ARIZONA - 1995-99

Howland's first head coaching gig was at Northern Arizona where he orchestrated one of the nation's best turnarounds. His highly successful five-year tenure saw him transform the Lumberjacks from one of the nation's weakest programs into a consistent NCAA Tournament contender.

Northern Arizona posted three straight 21-win campaigns which stands as a program single-season mark. The Lumberjacks won Big Sky regular season titles in 1996-97 and 1997-98, coupled with back-to-back postseason trips. Charles Thomas and Andrew Mavis took home 1996-97 and 1997-98 Big Sky Most Valuable Player honors, respectively.

Northern Arizona's win differential between the 1995-96 and 1996-97 seasons was rated the 10th best single-season turnaround in NCAA history at the time. Howland guided the Lumberjacks to the program's first NCAA Tournament appearance in 1997-98 as NAU led heavily favored and No. 2 seed Cincinnati for a majority of the game before a last-second three-pointer gave the Bearcats a 65-62 decision.

The Lumberjacks led the nation in three-point field goal percentage during Howland's final three seasons. The 1998-99 team is joined by 2012-13 Weber State as the only teams to top the nation in field goal and three-point field goal percentage during the same season in NCAA history.

The 1997-98 squad was inducted into Northern Arizona's Athletic Hall of Fame in 2004 before Howland was individually inducted in 2016.

EARLY COACHING CAREER - 1981-94

Howland landed his first coaching job as a graduate assistant for Jay Hillock at Gonzaga in 1981. He coached future NBA Hall of Famer and Utah Jazz guard John Stockton and earned a master's degree in administration and physical education.

Howland advanced into the assistant coaching ranks at UC Santa Barbara under Ed DeLacy and Jerry Pimm for 12 seasons from 1982-94. He helped the Gauchos to five postseason trips between the 1988 and 1994 seasons highlighted by a 1990 NCAA Tournament win over Houston. Howland also oversaw the development of NBA players Brian Shaw and Conner Henry.

PLAYING CAREER - PERSONAL

Born in Lebanon, Oregon, Howland's prep career included stops at Dos Pueblos and Cerritos High Schools in California. He was a two-time all-state honoree by the California Interscholastic Federation (CIF) and a two-time Suburban League Most Valuable Player while at Cerritos.

Howland's college career began at Santa Barbara City College where he was an all-league performer, a team captain and led the Vaqueros to the California state finals in 1978.

A 1979 graduate of Weber State, Howland was named the team's Most Valuable Defensive Player in 1979 and 1980 as the Wildcats captured two Big Sky championships and a pair of NCAA Tournament berths. He played professionally for Club Bohemios in Uruguay's First Division.

Howland and his wife, Kim, a former Weber State cheerleader, have two children – Meredith and Adam – and three grandsons – Benjamin Clark Howland II, Eli and Asher who are the sons of Adam and his wife, Brittany.

Meredith Howland is a pediatric oncology nurse at Mattel Children's Hospital at UCLA, which is one of the nation's top five pediatric cancer centers. Adam Howland serves as the assistant district attorney in Santa Barbara county.

THE BEN HOWLAND FILE

Birthday - May 28

Hometown - Santa Barbara, California

FAMILY

Wife - Kim (Zahnow)

Children - Adam • Meredith

Grandchildren - Ben II • Eli • Asher

EDUCATIONAL BACKGROUND

High School - Cerritos HS • 1976

College - Weber State • 1979

Graduate School - Gonzaga • 1981

HOWLAND'S COACHING EXPERIENCE

Seasons • School • Position • Years at School

2016-Present • Mississippi State • Head Coach • 5 Seasons

2004-13 • UCLA • Head Coach • 10 Seasons

2000-03 • Pittsburgh • Head Coach • 4 Seasons

1995-99 • Northern Arizona • Head Coach • 5 Seasons

1983-94 • UC Santa Barbara • Assistant Coach • 12 Seasons

1982 • Gonzaga • Graduate Assistant • 1 Season

On-Court Record • 499-273 • 24 Seasons

Overall Record • 482-273 • 24 Seasons

HOWLAND'S NATIONAL COACH OF THE YEAR AWARDS

Season • Honor

2006 - National Coach of the Year • CollegeInsider.com • CollegeHoops.net

2006 - Jim Phelan Award

2002 - National Coach of the Year - AP • ESPN Magazine • Naismith •

2002 - Sporting News • USBWA

2002 - Henry Iba Award

HOWLAND'S REGION COACH OF THE YEAR AWARDS

Season • Honor

2007 - NABC District 15

2006 - USBWA District 9

2002 - USBWA District 1

HOWLAND'S CONFERENCE COACH OF THE YEAR AWARDS

Season • Honor

2006 - Pac-10

2002 - BIG EAST

1997 - Big Sky



HOWLAND'S REGULAR-SEASON CONFERENCE CHAMPIONSHIPS

Season • Conference

- 2013 • Pac-12 Champions
- 2006 • 2007 • 2008 • Pac-10 Champions
- 2002 • 2003 • BIG EAST Co-Champions
- 1997 • 1998 • Big Sky Champions

HOWLAND'S CONFERENCE TOURNAMENT CHAMPIONSHIPS

Season • Conference

- 2006 • 2008 • Pac-10
- 2003 • BIG EAST
- 1998 • Big Sky

HOWLAND'S ADDITIONAL HONORS

Season • Honor

- 2016 • Northern Arizona Athletics Hall of Fame
- 2004 • Northern Arizona Athletics Hall of Fame • 1997-98 Team
- 2003 • Dapper Dan Award • Pittsburgh's Sportsman of the Year
- 2002 • City of Champions Award • Pittsburgh Tribune-Review

HOWLAND'S YEAR-BY-YEAR ON-COURT RECORD

NORTHERN ARIZONA • 1995-99

Season • Record • Big Sky Record • Big Sky Finish • Postseason

- 1994-95 • 9-17 • 4-10 • 7th
- 1995-96 • 7-19 • 3-11 • 7th
- 1996-97 • 21-7 • 14-2 • 1st • NIT First Round
- 1997-98 • 21-8 • 13-3 • 1st • NCAA First Round
- 1998-99 • 21-8 • 12-4 • 2nd
- Overall Record • 79-59 • 5 Seasons**

PITTSBURGH • 2000-03

Season • Record • BIG EAST Record • OVR Finish • DIV Finish • Postseason

- 1999-2000 • 13-15 • 5-11 • 11th
- 2000-01 • 19-14 • 7-9 • 11th • 5th West • NIT Second Round
- 2001-02 • 29-6 • 13-3 • T-1st • 1st West • NCAA Sweet 16
- 2002-03 • 28-5 • 13-3 • T-1st • T-1st West • NCAA Sweet 16
- Overall Record • 89-40 • 4 Seasons**

UCLA • 2004-13

Season • Record • Pac-10/Pac-12 Record • Finish • Postseason

- 2003-04 • 11-17 • 7-11 • T-7th
- 2004-05 • 18-11 • 11-7 • T-3rd • NCAA First Round
- 2005-06 • 32-7 • 14-4 • 1st • NCAA Runner-Up
- 2006-07 • 30-6 • 15-3 • 1st • NCAA Final Four
- 2007-08 • 35-4 • 16-2 • 1st • NCAA Final Four
- 2008-09 • 26-9 • 13-5 • 2nd • NCAA Second Round
- 2009-10 • 14-18 • 8-10 • T-5th
- 2010-11 • 23-11 • 13-5 • 2nd • NCAA Second Round
- 2011-12 • 19-14 • 11-7 • T-5th
- 2012-13 • 25-10 • 13-5 • 1st • NCAA First Round
- Overall Record • 233-107 • 10 Seasons**

MISSISSIPPI STATE • 2016-PRESENT

Season • Record • SEC Record • SEC Finish • Postseason

- 2015-16 • 14-17 • 7-11 • 11th
- 2016-17 • 16-16 • 6-12 • 12th
- 2017-18 • 25-12 • 9-9 • 7th • NIT Final Four
- 2018-19 • 23-11 • 10-8 • T-6th • NCAA First Round
- 2019-20 • 20-11 • 11-7 • T-4th
- On-Court Record • 98-67 • 5 Seasons**
- Overall Record • 81-67 • 5 Seasons**

HOWLAND VS. OPPONENTS

SCHOOL	OVR	NAU	PITT	UCLA	MSU
Alabama	5-7	-	-	1-0	4-7
Alabama State	1-0	-	-	-	1-0
Albany	1-0	-	-	1-0	-
Alcorn State	1-0	-	-	-	1-0
Appalachian State	1-0	-	1-0	-	-
Arizona	14-11	0-1	-	14-10	-
Arizona State	17-9	1-3	-	16-5	0-1
Arkansas	6-2	0-1	-	-	6-1
Arkansas-Pine Bluff	1-0	-	1-0	-	-
Auburn	2-4	-	-	-	2-4
Austin Peay	1-0	-	-	-	1-0
Baylor	1-0	-	-	-	1-0
Belmont	1-0	-	-	1-0	-
Boise State	1-4	0-4	-	-	1-0
Boston College	4-2	-	4-1	0-1	-
Butler	0-1	-	-	0-1	-
Brigham Young • BYU	3-0	-	-	2-0	1-0
Cal Poly	2-2	1-1	-	1-1	-
Cal State Bakersfield	1-0	-	-	1-0	-
Cal State Fullerton	1-1	-	-	1-1	-
Cal State Northridge	9-2	6-2	-	3-0	-
Cal State San Bernardino	1-0	-	-	1-0	-
California • Cal	15-12	0-2	1-0	14-10	-
Central Arkansas • UCA	First Meeting				
Central Connecticut State	1-0	-	1-0	-	-
Central Florida • UCF	0-1	-	-	-	0-1
Chaminade	3-0	1-0	-	2-0	-
Chicago State	1-0	-	-	1-0	-
Cincinnati	1-2	0-1	-	-	1-1
Clemson	1-0	-	-	-	1-0
Coastal Carolina	1-0	-	-	-	1-0
Colorado	2-0	-	-	2-0	-
Colorado College	2-0	2-0	-	-	-
Colorado State	1-0	-	-	1-0	-
Concordia • Calif.	0-1	0-1	-	-	-
Connecticut • UConn	2-3	-	2-3	-	-
Coppin State	1-0	-	-	1-0	-
Davidson	1-0	-	-	1-0	-
Dayton	2-0	-	-	-	2-0
Delaware State	2-0	-	-	2-0	-
DePaul	1-0	-	-	1-0	-
Drexel	1-0	-	-	1-0	-
Duquesne	3-1	-	3-1	-	-
East Carolina	0-1	0-1	-	-	-
East Tennessee State	0-1	-	-	-	0-1
Eastern Illinois	1-0	1-0	-	-	-
Eastern Washington	11-1	9-1	-	1-0	1-0
Elon	1-0	1-0	-	-	-
Florida	2-6	-	-	0-3	2-3
Florida A&M • FAMU	1-0	-	-	-	1-0
Florida International • FIU	3-1	1-1	-	1-0	1-0
Florida State • FSU	0-1	-	-	-	0-1
Fresno State	1-0	-	-	1-0	-
George Mason	1-0	-	1-0	-	-
George Washington	1-0	-	-	1-0	-
Georgetown	5-4	-	5-3	0-1	-
Georgia	4-4	-	0-1	1-0	3-3
Georgia State	1-0	-	-	-	1-0
Georgia Tech	1-0	-	-	1-0	-
Gonzaga	1-0	-	-	1-0	-
Green Bay	1-0	-	-	-	1-0
Hartford	1-0	-	-	-	1-0



SCHOOL	OVR	NAU	PITT	UCLA	MSU
Idaho	1-3	1-3	-	-	-
Idaho State	8-3	7-3	-	1-0	-
Illinois State	1-0	-	1-0	-	-
Indiana	2-0	-	1-0	1-0	-
Indiana State	1-0	-	-	1-0	-
Iowa State	First Meeting				
IUPUI	1-0	-	1-0	-	-
Jackson State	First Meeting				
Jacksonville State	1-0	-	-	-	1-0
James Madison	1-0	-	-	1-0	-
Kansas	1-3	-	-	1-3	-
Kansas City • UMKC	1-1	-	-	-	1-1
Kansas State	1-0	-	-	-	1-0
Kent State	1-1	-	0-1	-	1-0
Kentucky	1-7	-	-	1-1	0-6
Lehigh	0-1	-	-	-	0-1
Liberty	0-1	-	-	-	0-1
Little Rock	1-0	-	-	-	1-0
Long Beach State	4-1	-	-	3-1	1-0
Louisiana-Monroe • ULM	1-0	-	-	-	1-0
Louisiana Tech	1-1	-	-	1-0	0-1
Louisville	1-0	-	-	-	1-0
Loyola Marymount	3-2	1-1	-	2-1	-
LSU	5-4	-	-	1-0	4-4
Marist	1-0	-	1-0	-	-
Marquette	0-1	-	0-1	-	-
Maryland	1-0	-	-	1-0	-
McNeese State	2-0	1-0	-	-	1-0
Memphis	1-2	-	-	1-2	-
Mercer	1-0	-	-	1-0	-
Miami • Florida	3-4	-	3-3	-	0-1
Miami • Ohio	1-0	-	-	1-0	-
Michigan	4-3	-	-	4-3	-
Michigan State	3-1	-	-	3-1	-
Middle Tennessee	0-1	-	-	0-1	-
Minnesota	0-1	-	-	0-1	-
Mississippi State	0-2	-	0-1	0-1	-
Mississippi Valley State	1-0	-	-	1-0	-
Missouri	7-1	-	-	1-0	6-1
Missouri State	1-0	-	-	-	1-0
Montana	6-5	6-4	-	0-1	-
Montana State	9-3	8-3	-	1-0	-
Montana Tech	1-0	1-0	-	-	-
Morehead State	1-0	-	-	-	1-0
Morgan State	1-0	-	1-0	-	-
Morris Brown	1-0	-	1-0	-	-
Nebraska	2-1	-	1-1	-	1-0
Nevada	1-0	-	-	1-0	-
New Mexico Highlands	1-0	1-0	-	-	-
New Mexico State	2-1	-	-	2-0	0-1
New Orleans	3-0	-	2-0	-	1-0
Norfolk State	3-0	-	2-0	-	1-0
North Carolina AT&T	1-0	-	1-0	-	-
North Carolina Central	1-0	-	-	-	1-0
North Dakota State	1-0	-	-	-	1-0
North Florida • UNF	1-0	-	-	-	1-0
North Georgia	1-0	-	-	-	1-0
North Texas	First Meeting				
Northern Arizona	1-0	-	1-0	-	-
Northern Colorado	1-0	-	-	-	1-0
Northwestern State	1-0	-	-	-	1-0
Notre Dame	5-8	-	3-6	2-2	-
Notre Dame College • Ohio	1-0	1-0	-	-	-

SCHOOL	OVR	NAU	PITT	UCLA	MSU
Oakland	2-0	-	1-0	1-0	-
Occidental College	1-0	1-0	-	-	-
Ohio State	2-0	-	2-0	-	-
Oklahoma • OU	0-1	-	-	-	0-1
Ole Miss	4-6	-	-	-	4-6
Oral Roberts	0-2	0-2	-	-	-
Oregon	12-8	-	-	12-8	-
Oregon State	17-4	-	-	16-4	1-0
Pacific	1-0	-	-	1-0	-
Penn State	2-2	-	2-1	-	0-1
Pennsylvania • Penn	1-0	-	-	1-0	-
Pepperdine	4-0	-	-	4-0	-
Pittsburgh • Pitt	1-0	-	-	1-0	-
Portland	0-1	-	-	0-1	-
Portland State	5-3	4-3	-	1-0	-
Prairie View A&M	2-0	-	-	2-0	-
Providence	3-1	-	3-1	-	-
Purdue	First Meeting				
Radford	1-0	-	-	-	1-0
Rhode Island • URI	2-0	-	2-0	-	-
Richmond	1-0	-	-	1-0	-
Robert Morris	4-0	-	4-0	-	-
Rutgers	6-1	-	6-1	-	-
Sacramento State	7-2	6-2	-	1-0	-
Saint Francis • Pa.	4-0	-	4-0	-	-
Saint Francis • N.Y.	2-0	-	2-0	-	-
Saint Martin's	1-0	1-0	-	-	-
Saint Mary's	1-0	-	-	-	1-0
Sam Houston State	3-1	1-1	-	1-0	1-0
San Diego • USD	0-3	0-3	-	-	-
San Diego State	0-1	-	-	0-1	-
San Jose State	1-0	1-0	-	-	-
Savannah State	1-0	-	1-0	-	-
Seton Hall	5-2	-	5-2	-	-
Sonoma State	1-0	1-0	-	-	-
South Carolina	5-5	-	-	-	5-5
South Florida • USF	0-1	-	0-1	-	-
Southeastern Louisiana	1-0	-	1-0	-	-
Southern	0-1	-	-	-	0-1
Southern Cal • USC	14-9	-	-	14-9	-
Southern Illinois • SIU	1-0	-	-	1-0	-
Southern Miss • USM	2-0	-	-	-	2-0
Southern Utah	3-1	3-1	-	-	-
St. Bonaventure	2-0	1-0	1-0	-	-
St. John's	2-3	-	1-1	1-2	-
Stanford	14-7	-	-	14-7	-
Stephen F. Austin	2-1	1-1	-	-	1-0
Syracuse	4-5	-	4-5	-	-
Temple	1-0	-	-	1-0	-
Tennessee	2-7	-	0-1	-	2-6
Texas	1-3	-	-	1-3	-
Texas A&M	6-3	-	-	2-0	4-3
Texas Arlington • UTA	1-1	1-1	-	-	-
Texas El Paso • UTEP	1-0	-	-	-	1-0
Texas State	0-1	0-1	-	-	-
Texas Tech	0-2	-	-	0-1	0-1
Texas Rio Grande Valley • UTRGV	2-0	2-0	-	-	-
Texas Southern	1-0	-	-	-	1-0
Tulane	2-0	-	-	-	2-0
UC Davis	3-0	-	-	3-0	-
UC Irvine	5-1	1-1	-	4-0	-
UC Riverside	2-0	-	-	2-0	-
UC Santa Barbara	0-1	-	-	0-1	-



SCHOOL	OVR	NAU	PITT	UCLA	MSU
UCLA	0-1	0-1	-	-	-
UNLV	0-1	0-1	-	-	-
UT Martin	2-0	-	-	-	2-0
Utah	2-1	0-1	-	2-0	-
Utah State	First Meeting				
Vanderbilt	4-2	-	-	-	4-2
Vermont	1-0	-	-	1-0	-
Villanova	3-4	-	3-1	0-2	0-1
Virginia Commonwealth - VCU	1-3	-	0-2	1-1	-
Virginia Tech	2-0	-	2-0	-	-
Wagner	2-0	-	1-0	1-0	-
Washington	10-11	-	-	10-11	-
Washington State	18-3	-	-	18-3	-
Weber State	3-9	2-9	-	1-0	-
West Virginia	5-4	-	5-2	0-2	-
Western Illinois	2-0	-	-	2-0	-
Western Kentucky	1-0	-	-	1-0	-
Western Oregon	1-0	1-0	-	-	-
Wofford	1-0	-	-	-	1-0
Wright State	2-0	0-0	1-0	0-0	1-0
Wyoming	1-0	-	-	1-0	-
Xavier - Ohio	1-0	-	-	1-0	-
Yale	1-0	-	-	1-0	-
Youngstown State	1-0	-	-	1-0	-



HOWLAND VS. CONFERENCES					
AMERICA EAST - AE					
SCHOOL	OVR	NAU	PITT	UCLA	3-0 MSU
Albany	1-0	-	-	1-0	-
Hartford	1-0	-	-	-	1-0
Vermont	1-0	-	-	1-0	-
AMERICAN ATHLETIC CONFERENCE - AAC					
SCHOOL	OVR	NAU	PITT	UCLA	5-7 MSU
Central Florida • UCF	0-1	-	-	-	0-1
Cincinnati	1-2	0-1	-	-	1-1
East Carolina	0-1	0-1	-	-	-
Memphis	1-2	-	-	1-2	-
South Florida • USF	0-1	-	0-1	-	-
Temple	1-0	-	-	1-0	-
Tulane	2-0	-	-	-	2-0
ATLANTIC 10 CONFERENCE - A10					
SCHOOL	OVR	NAU	PITT	UCLA	14-4 MSU
Davidson	1-0	-	-	1-0	-
Dayton	2-0	-	-	-	2-0
Duquesne	3-1	-	3-1	-	-
George Mason	1-0	-	1-0	-	-
George Washington	1-0	-	-	1-0	-
Rhode Island • URI	2-0	-	2-0	-	-
Richmond	1-0	-	-	1-0	-
St. Bonaventure	2-0	1-0	1-0	-	-
Virginia Commonwealth • VCU	1-3	-	0-2	1-1	-
ATLANTIC COAST CONFERENCE - ACC					
SCHOOL	OVR	NAU	PITT	UCLA	22-20 MSU
Boston College	4-2	-	4-1	0-1	-
Clemson	1-0	-	-	-	1-0
Florida State • FSU	0-1	-	-	-	0-1
Georgia Tech	1-0	-	-	1-0	-
Louisville	1-0	-	-	-	1-0
Miami • Florida	3-4	-	3-3	-	0-1
Notre Dame	5-8	-	3-6	2-2	-
Pittsburgh • Pitt	1-0	-	-	1-0	-
Syracuse	4-5	-	4-5	-	-
Virginia Tech	2-0	-	2-0	-	-
ATLANTIC SUN CONFERENCE - A-SUN					
SCHOOL	OVR	NAU	PITT	UCLA	1-1 MSU
Liberty	0-1	-	-	-	0-1
North Florida • UNF	1-0	-	-	-	1-0
BIG 12 CONFERENCE					
SCHOOL	OVR	NAU	PITT	UCLA	9-13 MSU
Baylor	1-0	-	-	-	1-0
Iowa State	First Meeting				
Kansas	1-3	-	-	1-3	-
Kansas State	1-0	-	-	-	1-0
Oklahoma • OU	0-1	-	-	-	0-1
Texas	1-3	-	-	1-3	-
Texas Tech	0-2	-	-	0-1	0-1
West Virginia	5-4	-	5-2	0-2	-

BIG EAST CONFERENCE					
SCHOOL	OVR	NAU	PITT	UCLA	22-19 MSU
Butler	0-1	-	-	0-1	-
Connecticut • UConn	2-3	-	2-3	-	-
DePaul	1-0	-	-	1-0	-
Georgetown	5-4	-	5-3	0-1	-
Marquette	0-1	-	0-1	-	-
Providence	3-1	-	3-1	-	-
St. John's	2-3	-	1-1	1-2	-
Seton Hall	5-2	-	5-2	-	-
Villanova	3-3	-	3-1	0-2	0-1
Xavier • Ohio	1-0	-	-	1-0	-

BIG SKY CONFERENCE					
SCHOOL	OVR	NAU	PITT	UCLA	55-30 MSU
Eastern Washington	11-1	9-1	-	1-0	1-0
Idaho	1-3	1-3	-	-	-
Idaho State	8-3	7-3	-	1-0	-
Montana	6-5	6-4	-	0-1	-
Montana State	9-3	8-3	-	1-0	-
Northern Arizona	1-0	-	1-0	-	-
Northern Colorado	1-0	-	-	-	1-0
Portland State	5-3	4-3	-	1-0	-
Sacramento State	7-2	6-2	-	1-0	-
Southern Utah	3-1	3-1	-	-	-
Weber State	3-9	2-9	-	1-0	-

BIG SOUTH CONFERENCE					
SCHOOL	OVR	NAU	PITT	UCLA	1-0 MSU
Radford	1-0	-	-	-	1-0

BIG TEN CONFERENCE					
SCHOOL	OVR	NAU	PITT	UCLA	22-9 MSU
Indiana	2-0	-	1-0	1-0	-
Maryland	1-0	-	-	1-0	-
Michigan	4-3	-	-	4-3	-
Michigan State	3-1	-	-	3-1	-
Minnesota	0-1	-	-	0-1	-
Nebraska	2-1	-	1-1	-	1-0
Ohio State	2-0	-	2-0	-	-
Penn State	2-2	-	2-1	-	0-1
Purdue	First Meeting				
Rutgers	6-1	-	6-1	-	-

BIG WEST CONFERENCE					
SCHOOL	OVR	NAU	PITT	UCLA	27-8 MSU
Cal Poly	2-2	1-1	-	1-1	-
Cal State Bakersfield	1-0	-	-	1-0	-
Cal State Fullerton	1-1	-	-	1-1	-
Cal State Northridge	9-2	6-2	-	3-0	-
Long Beach State	4-1	-	-	3-1	1-0
UC Davis	3-0	-	-	3-0	-
UC Irvine	5-1	1-1	-	4-0	-
UC Riverside	2-0	-	-	2-0	-
UC Santa Barbara	0-1	-	-	0-1	-

COLONIAL ATHLETIC ASSOCIATION - CAA					
SCHOOL	OVR	NAU	PITT	UCLA	3-0 MSU
Drexel	1-0	-	-	1-0	-
Elon	1-0	1-0	-	-	-
James Madison	1-0	-	-	1-0	-



CONFERENCE USA						8-3
SCHOOL	OVR	NAU	PITT	UCLA	MSU	
Florida International • FIU	3-1	1-1	-	1-0	1-0	
Louisiana Tech	1-0	-	-	1-0	0-1	
Middle Tennessee State	0-1	-	-	0-1	-	
North Texas						First Meeting
Southern Miss • USM	2-0	-	-	-	2-0	
Texas El Paso • UTEP	1-0	-	-	-	1-0	
Western Kentucky	1-0	-	-	1-0	-	
HORIZON LEAGUE						11-0
SCHOOL	OVR	NAU	PITT	UCLA	MSU	
Green Bay	1-0	-	-	-	1-0	
Indiana-Purdue Indy • IUPUI	1-0	-	1-0	-	-	
Oakland	2-0	-	1-0	1-0	-	
Robert Morris	4-0	-	4-0	-	-	
Youngstown State	1-0	-	-	1-0	-	
Wright State	2-0	0-0	1-0	0-0	1-0	
IVY LEAGUE						2-0
SCHOOL	OVR	NAU	PITT	UCLA	MSU	
Pennsylvania • Penn	1-0	-	-	1-0	-	
Yale	1-0	-	-	1-0	-	
METRO ATLANTIC ATHLETIC CONFERENCE • MAAC						1-0
SCHOOL	OVR	NAU	PITT	UCLA	MSU	
Marist	1-0	-	1-0	-	-	
MID-AMERICAN CONFERENCE • MAC						2-1
SCHOOL	OVR	NAU	PITT	UCLA	MSU	
Kent State	1-1	-	0-1	-	1-0	
Miami • Ohio	1-0	-	-	1-0	-	
MID-EASTERN ATHLETIC CONFERENCE • MEAC						10-0
SCHOOL	OVR	NAU	PITT	UCLA	MSU	
Coppin State	1-0	-	-	1-0	-	
Delaware State	2-0	-	-	2-0	-	
Florida A&M • FAMU	1-0	-	-	-	1-0	
Morgan State	1-0	-	1-0	-	-	
Norfolk State	3-0	-	2-0	-	1-0	
North Carolina AT&T	1-0	-	1-0	-	-	
North Carolina Central	1-0	-	-	-	1-0	
MISSOURI VALLEY CONFERENCE • MVC						4-0
SCHOOL	OVR	NAU	PITT	UCLA	MSU	
Illinois State	1-0	-	1-0	-	-	
Indiana State	1-0	-	-	1-0	-	
Missouri State	1-0	-	-	-	1-0	
Southern Illinois • SIU	1-0	-	-	1-0	-	
MOUNTAIN WEST CONFERENCE						6-6
SCHOOL	OVR	NAU	PITT	UCLA	MSU	
Boise State	1-4	0-4	-	-	1-0	
Colorado State	1-0	-	-	1-0	-	
Fresno State	1-0	-	-	1-0	-	
Nevada	1-0	-	-	1-0	-	
San Diego State	0-1	-	-	0-1	-	
San Jose State	1-0	1-0	-	-	-	
UNLV	0-1	0-1	-	-	-	
Utah State						First Meeting
Wyoming	1-0	-	-	1-0	-	

NORTHEAST CONFERENCE • NEC						9-0
SCHOOL	OVR	NAU	PITT	UCLA	MSU	
Central Connecticut State	1-0	-	1-0	-	-	
Saint Francis • Pa.	4-0	-	4-0	-	-	
Saint Francis • N.Y.	2-0	-	2-0	-	-	
Wagner	2-0	-	1-0	1-0	-	
OHIO VALLEY CONFERENCE • OVC						7-0
SCHOOL	OVR	NAU	PITT	UCLA	MSU	
Austin Peay	1-0	-	-	-	1-0	
Belmont	1-0	-	-	1-0	-	
Eastern Illinois	1-0	1-0	-	-	-	
Jacksonville State	1-0	-	-	-	1-0	
Morehead State	1-0	-	-	-	1-0	
UT Martin	2-0	-	-	-	2-0	
PAC-12 CONFERENCE						135-76
SCHOOL	OVR	NAU	PITT	UCLA	MSU	
Arizona	14-11	0-1	-	14-10	-	
Arizona State	17-9	1-3	-	16-5	0-1	
California • Cal	15-12	0-2	1-0	14-10	-	
Colorado	2-0	-	-	2-0	-	
Oregon	12-8	-	-	12-8	-	
Oregon State	17-4	-	-	16-4	1-0	
Southern Cal • USC	14-9	-	-	14-9	-	
Stanford	14-7	-	-	14-7	-	
UCLA	0-1	0-1	-	-	-	
Utah	2-1	0-1	-	2-0	-	
Washington	10-11	-	-	10-11	-	
Washington State	18-3	-	-	18-3	-	
PATRIOT LEAGUE						0-1
SCHOOL	OVR	NAU	PITT	UCLA	MSU	
Lehigh	0-1	-	-	-	0-1	
SOUTHEASTERN CONFERENCE • SEC						53-60
SCHOOL	OVR	NAU	PITT	UCLA	MSU	
Alabama	5-7	-	-	1-0	4-7	
Arkansas	6-2	0-1	-	-	6-1	
Auburn	2-4	-	-	-	2-4	
Florida	2-6	-	-	0-3	2-3	
Georgia	4-4	-	0-1	1-0	3-3	
Kentucky	1-7	-	-	1-1	0-6	
LSU	5-4	-	-	1-0	4-4	
Mississippi State	0-2	-	0-1	0-1	-	
Missouri	7-1	-	-	1-0	6-1	
Ole Miss	4-6	-	-	-	4-6	
South Carolina	5-5	-	-	-	5-5	
Tennessee	2-7	-	0-1	-	2-6	
Texas A&M	6-3	-	-	2-0	4-3	
Vanderbilt	4-2	-	-	-	4-2	
SOUTHERN CONFERENCE • SO CON						2-1
SCHOOL	OVR	NAU	PITT	UCLA	MSU	
East Tennessee State	0-1	-	-	-	0-1	
Mercer	1-0	-	-	1-0	-	
Wofford	1-0	-	-	-	1-0	



SOUTHLAND CONFERENCE					12-2
SCHOOL	OVR	NAU	PITT	UCLA	MSU
Central Arkansas First Meeting					
McNeese State	2-0	1-0	-	-	1-0
New Orleans	3-0	-	2-0	-	1-0
Northwestern State	1-0	-	-	-	1-0
Stephen F. Austin	2-1	1-1	-	-	1-0
Sam Houston State	3-1	1-1	-	1-0	1-0
Southeastern Louisiana	1-0	-	1-0	-	-
SOUTHWESTERN ATHLETIC CONFERENCE • SWAC					7-1
SCHOOL	OVR	NAU	PITT	UCLA	MSU
Alabama State	1-0	-	-	-	1-0
Alcorn State	1-0	-	-	-	1-0
Arkansas-Pine Bluff	1-0	-	1-0	-	-
Jackson State First Meeting					
Mississippi Valley State	1-0	-	-	1-0	-
Prairie View A&M	2-0	-	-	2-0	-
Southern	0-1	-	-	-	0-1
Texas Southern	1-0	-	-	-	1-0
SUMMIT LEAGUE					4-3
SCHOOL	OVR	NAU	PITT	UCLA	MSU
Kansas City • UMKC	1-1	-	-	-	1-1
North Dakota State	1-0	-	-	-	1-0
Oral Roberts	0-2	0-2	-	-	-
Western Illinois	2-0	-	-	2-0	-
SUN BELT CONFERENCE					6-2
SCHOOL	OVR	NAU	PITT	UCLA	MSU
Appalachian State	1-0	-	1-0	-	-
Coastal Carolina	1-0	-	-	-	1-0
Georgia State	1-0	-	-	-	1-0
Little Rock	1-0	-	-	-	1-0
Louisiana-Monroe • ULM	1-0	-	-	-	1-0
Texas Arlington • UTA	1-1	1-1	-	-	-
Texas State	0-1	0-1	-	-	-
WESTERN ATHLETIC CONFERENCE • WAC					5-1
SCHOOL	OVR	NAU	PITT	UCLA	MSU
Chicago State	1-0	-	-	1-0	-
New Mexico State	2-1	-	-	2-0	0-1
Texas Rio Grande Valley • UTRGV	2-0	2-0	-	-	-
WEST COAST CONFERENCE • WCC					13-6
SCHOOL	OVR	NAU	PITT	UCLA	MSU
Brigham Young • BYU	3-0	-	-	2-0	1-0
Gonzaga	1-0	-	-	1-0	-
Loyola Marymount	3-2	1-1	-	2-1	-
Pacific	1-0	-	-	1-0	-
Pepperdine	4-0	-	-	4-0	-
Portland	0-1	-	-	0-1	-
Saint Mary's	1-0	-	-	-	1-0
San Diego • USD	0-3	0-3	-	-	-

NON DIVISION I					16-1
SCHOOL	OVR	NAU	PITT	UCLA	MSU
Cal State San Bernardino	1-0	-	-	1-0	-
Chaminade	3-0	1-0	-	2-0	-
Colorado College	2-0	2-0	-	-	-
Concordia • Calif.	0-1	0-1	-	-	-
Montana Tech	1-0	1-0	-	-	-
Morris Brown	1-0	-	1-0	-	-
New Mexico Highlands	1-0	1-0	-	-	-
North Georgia	1-0	-	-	-	1-0
Notre Dame College • Ohio	1-0	1-0	-	-	-
Occidental College	1-0	1-0	-	-	-
Saint Martin's	1-0	1-0	-	-	-
Savannah State	1-0	-	1-0	-	-
Sonoma State	1-0	1-0	-	-	-
Western Oregon	1-0	1-0	-	-	-



George Brooks
ASSISTANT COACH
11TH SEASON
MISSISSIPPI STATE • 1997

George Brooks begins his 11th season as an assistant coach at Mississippi State in 2020-21 after a successful 13-year stint at the junior college ranks where he guided his Meridian Community College program to numerous titles.

Brooks heads into his second decade of loyal service to the Maroon and White under Ben Howland, Rick Ray and Rick Stansbury. The 11 seasons sit tied for the third-longest tenured assistant coach in program history with Jerry Simmons (1956-66) and is only behind Robert Kirby (1989-93, 1998-2010) and Phil Cunningham (2000-12).

Brooks' main responsibilities on staff are working with MSU's forwards, assisting with scouting reports and all aspects of recruiting. He has been impactful on the recruiting trail and served as the lead recruiter to seven players who have garnered a combined 11 All-SEC and All-SEC Freshman accolades.

Quinnary Weatherspoon and Reggie Perry have come away with All-SEC First-Team honors during each of the last two seasons. Perry was a top five finalist for the 2020 Karl Malone Award given to the nation's top power forward, while Weatherspoon was a top 10 finalist for the 2019 Jerry West Award given to the nation's best shooting guard. Both also captured the Bailey Howell Trophy awarded to the state of Mississippi's top collegiate player.

Weatherspoon was selected by the San Antonio Spurs in the 2019 NBA Draft. He finished his career ranked among the program's top five in points (2,012 – 3rd), steals (201 – 3rd), field goals made (706 – T-3rd) and free throws made (413 – 5th). The Canton native is one of three players in program history to register over 1,500 points, 500 rebounds, 300 assists and 100 steals.

Brooks landed fellow 1,000-point scorers Craig Sword, Gavin Ware and Tyson Carter who wrapped their careers ranked inside the top 20 on MSU's scoring list. Carter made program history as the first player to earn the SEC's Sixth-Man of the Year award in 2019-20. Brooks also aided in the development of Arnett Moultrie who is one of 12 players in program history to average a double-double for a season and was a first-round choice of the Miami Heat during the 2012 NBA Draft.

Brooks has collected multiple honors for his recruiting efforts. He has been tabbed among the nation's top 10 and listed as one of the SEC's top three recruiters four times since 2015 by 247 Sports. The highest mark was tops in the SEC and fourth nationally for MSU's 2018 class headed by Perry, D.J. Stewart Jr. and Robert Woodard II which was dubbed a consensus top 20 class in the country.

Mississippi State has tucked away three consecutive 20-plus win seasons for the fifth time in program history, and the Bulldogs have amassed 68 victories since the start of 2017-18 which is fourth-most in program history for a three-year span. State also has logged back-to-back postseason appearances for the first time in nearly a decade sparked by a 2019 NCAA Tournament trip.

The Bulldogs have piled up 30 SEC wins over the last three seasons which is the program's best three-year total going back to 2007-08, 2008-09 and 2009-10 seasons. Mississippi State also has captured 10-plus SEC victories during consecutive seasons for the fifth time in program history and earned the program's best SEC regular season finish in 2019-20 since the 2010-11 campaign.

Brooks appeared in 67 games as a three-year letterwinner for the Bulldogs from 1992-94. He served as a student assistant coach in 1995-96 under Richard Williams when Mississippi State advanced to the NCAA Final Four and won the program's first SEC Tournament title.

Brooks began his coaching journey at Meridian Community College where he spent two seasons as an assistant coach before being promoted to head coach in 1999-2000. He spent 11 seasons leading the Eagles to numerous Mississippi-Louisiana Conference titles and NCAA Region 23 Tournament berths.

Brooks had 20-plus players during his tenure sign with NCAA programs which included Jamal Edmondson who played at Mississippi State from 2005-06. He also had two standouts, Jamario Moon and Ronald Murray, go onto NBA careers.

Brooks put together a stellar multi-sport prep career at Lafayette High School in Alabama under the tutelage of John T. Woody. His team captured the Alabama 3A title in 1989 during his sophomore season.

Individually, Brooks notched a trio of Opelika-Auburn News All-Area and Valley Times News All-Valley honorees. The All-State performer posted averages of 16 points, 14 rebounds, seven blocks and three assists and was named to the Birmingham Post-Herald's "Ten Most Wanted List" as a senior. He also was a three-time All-State selection at tight end on the gridiron.

Brooks is a 1997 graduate of Mississippi State. He and his wife, Kalia, are the parents of four children. The two oldest are sons Garrison and Justin, and the two youngest are daughters Katelyn and Karrie.

THE GEORGE BROOKS FILE

Hometown • Lafayette, Alabama

FAMILY

Wife • Kalia

Children • Garrison • Justin • Katelyn • Karrie

EDUCATIONAL BACKGROUND

High School • Lafayette HS • 1991

College • Mississippi State • 1997

BROOKS' COACHING EXPERIENCE

Seasons • School • Position

2011-Present • Mississippi State • Assistant Coach

2000-10 • Meridian CC • Head Coach

1998-99 • Meridian CC • Assistant Coach

1996 • Mississippi State • Student Assistant Coach



Corey McCray
ASSISTANT COACH
6TH SEASON
MERCER • 2001

Corey McCray enters his sixth season at Mississippi State and his eighth season overall as an assistant coach on Ben Howland's staff in 2020-21.

McCray has picked up 142 on-court wins, a 20.3 victories per season average, over his previous seven seasons with Howland. He has notched a quintet of postseason trips during his career headed by 2013 and 2019 NCAA Tournament appearances at UCLA and Mississippi State, respectively.

McCray, a tireless worker and top-notch recruiter, already owns 12 years of coaching experience at the collegiate level highlighted by 10 seasons in Power 5 conferences. His previous stops include Florida State, Chipola Junior College, Mercer, UCLA and LSU.

McCray's main responsibilities on staff are working with MSU's guards, assisting with scouting reports and all aspects of recruiting.

McCray has landed a pair of 1,000-point scorers at Mississippi State in Lamar Peters and Aric Holman. The pair completed their first NBA G-League season in 2019-20.

Mississippi State has captured three consecutive 20-plus win seasons for the fifth time in program history, and the Bulldogs have piled up 68 victories since the start of 2017-18 which is fourth-most in program history for a three-year span. State also registered back-to-back postseason appearances for the first time in nearly a decade sparked by a 2019 NCAA Tournament trip.

The Bulldogs have amassed 30 SEC wins over the last three seasons which is the program's best three-year total going back to 2007-08, 2008-09 and 2009-10. Mississippi State also has captured 10-plus SEC victories during consecutive seasons for the fifth time in program history and earned the program's best SEC regular season finish in 2019-20 since the 2010-11 campaign.

McCray's first teamed up with Howland at UCLA which resulted in the nation's No. 1 recruiting class in 2012 according to ESPN.com. The class was headed by Jordan Adams, Kyle Anderson and Shabazz Muhammad who each were selected in the NBA Draft's First Round. The Bruins compiled a 25-10 ledger in 2012-13 en route to the Pac-12 regular season championship.

After UCLA, McCray spent the 2013-14 campaign at LSU on Johnny Jones' staff. The Tigers came away with a 20-14 record and secured a NIT bid. The team featured three future NBA players in Jarell Martin, Jordan Mickey and Tim Quarterman.

McCray's first opportunity as an assistant coach at the Division I level came at his alma mater, Mercer, in 2007-08 following a one-year stint at Chipola College in 2004-05. The Chipola squad advanced to the National Junior College Athletic Association (NJCAA) Semifinals.

McCray got his start in the coaching ranks at Florida State as a graduate assistant under Leonard Hamilton's leadership. He earned a master's degree in adult education with a minor in higher education at FSU in 2004.

McCray worked as a skill development trainer based in Atlanta, Georgia beginning in 2004. He had the chance to work with and create tailor-made offseason training programs for NBA talents such as Dwight Howard, John Wall, Anthony Morrow, Jarrett Jack, Jarvis Hayes, Von Wafer, Mario West and Damien Wilkins, among others.

McCray was a four-year player for Mark Slonaker at Mercer in Macon, Georgia. He served as the team captain during the 1999-2000 and 2000-01 seasons. The Decatur, Georgia native led the Bears in assists all four seasons. His 344 career assists were second in program history following his career and still sits among the program's top five. He earned his bachelor's degree in communications with a major in theatre arts and a minor in Christianity from Mercer in 2001.

Since 1999, McCray has served various stints as the CEO and head coach of the Atlanta Celtics AAU travel team. The team was co-founded by his father, Karl McCray, and Wallace Prather in 1990. In 2009, he led his Atlanta Celtics U-15 team to a national title and has consistently produced teams at all age levels that rank in the top 10 nationally.

McCray and his wife, Lauren, have a daughter, Olivia.

THE KOREY MCCRAY FILE

Hometown • Decatur, Georgia

FAMILY

Wife • Lauren

Children • Olivia

EDUCATIONAL BACKGROUND

High School • Cedar Grove HS • 1997

College • Mercer • 2001

MCCRAY'S COACHING EXPERIENCE

Seasons • School • Position

2016-Present • Mississippi State • Assistant Coach

2014 • LSU • Assistant Coach

2012-13 • UCLA • Assistant Coach

2008 • Mercer • Assistant Coach

2005 • Chipola College • Assistant Coach

2003-04 • Florida State • Graduate Assistant



Ernie Zeigler

ASSISTANT COACH

6TH SEASON

CLEARY COLLEGE • 1994

When Ben Howland began to assemble his Mississippi State staff, he searched for familiarity and someone he knew he could trust. The search was short with the hiring of Ernie Zeigler, who heads into sixth season at Mississippi State in 2020-21 and his 11th season overall on Howland's staff between stops at MSU, Pittsburgh and UCLA.

Zeigler has garnered 216 on-court victories, an average of 21.6 wins per season, over 10 seasons with Howland. He is the only assistant coach to be on Howland's staff both times he has captured national coach of the year awards.

Zeigler has made six postseason appearances fueled by five NCAA Tournament trips as an assistant coach. The 2005-06 UCLA team was the NCAA Runner-Up, while the 2001-02 and 2002-03 Pitt squads secured NCAA Sweet 16 runs. He also played a role in a trio of regular season conference championships and a pair of conference tournament titles.

Zeigler possesses two decades of coaching experience at the collegiate level which includes six seasons at Central Michigan as a head coach. His previous assistant coaching stops include Kansas State, Bowling Green, Pitt, UCLA and Detroit.

Zeigler has been instrumental in Mississippi State's resurgence as the Bulldogs have collected three straight 20-plus win seasons for the fifth time in program history, and the Bulldogs have racked up 68 victories since the start of 2017-18 which is fourth-most in program history for a three-year span. State also secured back-to-back postseason appearances for the first time in nearly a decade sparked by a 2019 NCAA Tournament trip.

The Bulldogs have secured 30 SEC wins over the last three seasons which is the program's best three-year total going back to 2007-08, 2008-09 and 2009-10 seasons. Mississippi State also has picked up 10-plus SEC victories during consecutive seasons for the fifth time in program history and earned the program's best SEC regular season finish in 2019-20 since the 2010-11 campaign.

Zeigler has been a driving force in the development MSU's front-court with the recruitment of Abdul Ado, an ESPN Top 100 player. Ado has amassed 182 blocks in 98 games and enters the 2020-21 season two rejections shy of moving into MSU's top five. He also is the only player in program history with 200-plus field goals made and over a 60.0 shooting percentage.

Before spending two seasons at Detroit under Ray McCallum, Zeigler earned the opportunity to serve as Central Michigan's head coach. He spent six seasons with the Chippewas and led the program to two MAC (Mid-American Conference) Western Division crowns and a pair of Michigan MAC trophies which is given to the school who has the best head-to-head record among in-state schools.

Central Michigan reached the MAC Tournament quarterfinals in four of his six seasons and logged top three MAC division finishes during five of his six seasons with Zeigler at the helm. His recruiting classes to Mount Pleasant were ranked atop the conference four times overall sparked by

three straight seasons from 2009-11 by www.HoopScoopOnline.com.

Zeigler mentored eight players to All-MAC selections highlighted by six players who went on to play professionally. Those pro prospects included Trey Zeigler, Giordan Watson, Marcus Van, Derek Jackson, Andre Coimbra and Sefton Barrett.

Zeigler spent five seasons at Pitt and UCLA under Howland's tutelage from 2002-06. The 2001-02 Pitt team amassed a program single-season record with 29 victories, while the 2005-06 UCLA squad equaled a program single-season mark of 32 wins set by the 1995-96 national champions.

The Panthers claimed a share of the 2002 and 2003 BIG EAST regular season titles and won the 2003 BIG EAST Tournament crown. Pitt climbed as high as No. 2 for four weeks in both the Associated Press (AP) and USA Today/Coaches Top 25 polls before closing the season at No. 4 by the AP in 2002-03.

When Howland headed west to powerhouse UCLA, Zeigler helped build the program back into a national title contender. The Bruins advanced to the NCAA Final Four as the No. 2 seed out of the Oakland regional and fell to Florida in the 2006 NCAA Championship Game. UCLA swept the 2006 Pac-10 regular season and tournament championships.

UCLA posted a top 15 recruiting class each season and inked three McDonald's All-Americans with Zeigler on the staff. The 2004 class was ranked as high as No. 4 by www.Rivals.com whereas the 2006 class checked in at No. 6 by www.FOXSports.com.

Zeigler had one-year stints at Kansas State and Bowling Green prior to teaming up with Howland. He began his coaching career under his former prep coach, Robert Menefee, at his alma mater, Detroit Cody High School.

From 1990-96, the Detroit Cody program dialed up a top 10 ranking in the state of Michigan during four of his six seasons. The team reached the state quarterfinals in 1992 and won the Detroit Public School League West Division championship in 1993.

Zeigler also led Team Detroit in the AAU ranks from 1992-97. He guided all six squads to the Michigan AAU Final Four, and the 1994 team reached the national AAU quarterfinals. In 1995 and 1997, Team Detroit advanced to the Adidas Big Time Tournament quarterfinals.

Zeigler made the move overseas where he gained three seasons of head coaching experience from 1997-99. He led the Henan Wildcats from 1996-97 and was tabbed the Chinese National Basketball Alliance International Coach of the Year in 1997. The Wildcats came away with the franchise's first winning season and first playoff berth in club history.

Then, Zeigler guided Al-Hilal Sports Club to the Arab Championship Games Final Four and the Saudi Arabian Basketball Federation Playoffs in 1998 coupled with the championship of the Saudi Arabian Basketball Federation Playoffs in 1999.

Zeigler received a bachelor's degree in business management from Cleary College located in Ypsilanti, Michigan in 1994. He played collegiately for Schoolcraft College in Livonia, Michigan from 1984-86 before moving onto Armstrong Atlantic State University in Savannah, Georgia from 1986-87 and Northwood University in Midland, Michigan from 1987-88.

Zeigler and his wife, Seantelle, have two children, Trey and Skylar.

THE ERNIE ZEIGLER FELLOW

Hometown • Detroit, Michigan

FAMILY

Wife • Seantelle

Children • Trey • Skylar

EDUCATIONAL BACKGROUND

High School • Detroit Cody HS • 1984

College • Cleary College • 1994

ZEIGLER'S COACHING EXPERIENCE

Seasons • School • Position

2016-Present • Mississippi State • Assistant Coach

2014-15 • Detroit • Assistant Coach

2007-12 • Central Michigan • Head Coach

2004-06 • UCLA • Assistant Coach

2002-03 • Pittsburgh • Assistant Coach

2001 • Bowling Green • Assistant Coach

2000 • Kansas State • Assistant Coach

1998-99 • Al-Hilal Club (Saudi Arabia) • Head Coach

1997 • Henan Wildcats (China) • Head Coach



Michael Moynihan

DIR OF OPERATIONS

5TH SEASON

NORTH GEORGIA • 2010

Michael Moynihan is in the midst of his second stint on Mississippi State's staff, his fourth season as director of operations and his fifth season overall under Ben Howland in 2020-21. He is involved in all facets of the program and has already acquired seven years of experience at the Division I level.

Moynihan previously served as the program's video coordinator in 2015-16 and the director of operations during the 2016-17 and 2017-18 seasons. He was named as one of only 25 people to the Division I Top Staffers List produced by CoachStat.net.

Last season, Mississippi State secured its third consecutive 20-plus win campaign and the program's best SEC regular season finish since 2010-11. Moynihan's first tenure with the Bulldogs was highlighted by a 25-win season and a trip to the 2018 NIT Final Four.

In between his MSU stints, Moynihan spent the 2018-19 season as an assistant coach at UNC Asheville under Mike Morrell where he was listed among the nation's top 10 mid-major assistant coaching tandems with R.J. Evans.

Prior to making the move to the SEC, Moynihan worked as the director of operations at George Mason under Paul Hewitt in 2014-15 and the video coordinator at Troy under Phil Cunningham in 2013-14.

Moynihan's first assistant coaching position was at Young Harris College in Georgia at the Division II level. The Mountain Lions turned in a 17-9 record and captured a second-place finish in their division during the 2012-13 season.

Moynihan began his coaching career as a graduate assistant at North Georgia, his alma mater, in addition to being an assistant coach at Buford High School in Georgia.

The grandson of 2007 College Basketball Hall of Fame and 2018 Naismith Memorial Basketball Hall of Fame inductee Charles "Lefty" Driesell, Moynihan split his collegiate playing career between Georgia State and North Georgia. He came away with a 2010 All-Peach Belt selection during his senior season at North Georgia under Chris Faulkner.

Moynihan graduated with a bachelor's degree in management from North Georgia in 2010.

MOYNIHAN'S COACHING EXPERIENCE

Seasons • School • Position

2020-Present • Mississippi State • Director of Operations

2019 • UNC Asheville • Assistant Coach

2017-18 • Mississippi State • Director of Operations

2016 • Mississippi State • Video Coordinator

2015 • George Mason • Director of Operations

2014 • Troy • Video Coordinator

2013 • Young Harris College • Assistant Coach

2011-12 • North Georgia • Graduate Assistant



Derrick Zimmerman
DIR., SCOUTING & ANALYTICS
3RD SEASON
MISSISSIPPI STATE • 2003

Derrick Zimmerman begins his first season as Director of Scouting & Analytics and his third season overall on Ben Howland's staff in 2020-21.

Zimmerman heads the oversight of the program's video operations and statistical metrics. He also assists the coaching staff with the development of opponent scouting reports.

Zimmerman played a vital role in assisting with player development and opponent scouting during his two-year graduate assistant tenure where the Bulldogs posted back-to-back 20-plus win seasons fueled by a 2019 NCAA Tournament appearance. Mississippi State also captured consecutive campaigns with 10-plus SEC victories for the first time dating back to 1994-95 and 1995-96 coupled with the program's best finish SEC regular season finish in 2019-20 going back to 2010-11.

Zimmerman rejoined the MSU program after a 10-year professional career that spanned six countries after a successful four-year stint with the Maroon and White that included a pair of All-SEC selections during the 2001-02 and 2002-03 seasons.

Zimmerman, a native of Monroe, Louisiana, helped Mississippi State to three straight postseason trips highlighted by the 2002 and 2003 NCAA Tournaments. The Bulldogs also captured the 2002 SEC Tournament crown and the 2003 SEC Western Division title. His efforts also helped MSU to its highest win total in program history with a 27-8 mark in 2001-02.

Over his four-year career, Zimmerman left his mark on the program's record book. He sits in second place with 514 career assists only behind Dee Bost. Zimmerman was the SEC's assist champion in 2001-02 and 2002-03. He is one of three players in program history joining Chuck Evans and Detrick White, in addition to being one of eight players to lead the conference in assists during multiple seasons in SEC history.

Zimmerman garnered 205 career steals which is second-highest in program history only behind Ray White. At 6-foot-3, he also led the Bulldogs in blocks over his final three seasons and finished his career ranked among MSU's top 10 in career blocks with 89.

Following his MSU career, Zimmerman was selected in the second round with the 40th overall pick by the Golden State Warriors in the 2003 NBA Draft. He played in the NBA D-League for the Columbus Riverdragons (2004-05) and Austin Toros (2005-06). In both seasons, Zimmerman was named the NBDL's Defensive Player of the Year. Zimmerman saw time in two games with the NBA's New Jersey Nets during the 2005-06 season before taking his talents overseas.

In December 2006, Zimmerman signed with the Brose Baskets of the Basketball Bundesliga in Germany. He finished out the season with Italy's Air Avellino. In summer 2008, he signed with Budivelnik Kyiv in Ukraine. He remained in Ukraine until 2013 where he played with BC Goverla, BC Kyiv and SK Dnipro-Azot Dniprodzerzhynsk. Between time in Italy and Ukraine, Zimmerman played a brief stint with HKK Siroki in Bosnia and Herzegovina.

Zimmerman returned to Germany in February 2013 when he signed with Giants Ludwigsburg and played with the club for the rest of the season. Then, he moved to Poland in January 2014 to play with Czarni Slupsk for the rest of that season.

Zimmerman was born on December 2 to Dale and Addie Zimmerman. He has one brother, Dale, Jr. Zimmerman and his wife, Marita, have a son, Derrick Dewayne Zimmerman Jr.



Collin Crane
STRENGTH & CONDITIONING COACH
4TH SEASON
CARSON-NEWMAN • 2013

An opportunity to return to the SEC was one Collin Crane couldn't pass up as he embarks on his fourth season as Mississippi State's strength and conditioning coach for men's basketball in 2020-21.

The Bulldogs have posted 20-plus victories in three straight seasons for the fifth time in program history headed by trips to the 2019 NCAA Tournament and 2018 NIT Final Four. Schools have averaged 24.0 wins per season over an eight-year span with Crane associated with its strength and conditioning program.

Mississippi State had three players in Aric Holman, Lamar Peters and Quindary Weatherspoon complete their first season in the NBA G-League. Weatherspoon made his NBA debut with the San Antonio Spurs in 2019-20.

Crane was one of the first strength coaches to partner with Mississippi State's Athlete Engineering Program. The multidisciplinary research collaboration between the university's academic and athletic departments explores human performance, processes, and analysis. Since the initiative started, Crane has co-authored multiple peer-reviewed studies on various topics which include force plate analysis and wearable technology in addition to basketball shoe design and assessment.

Prior to join Ben Howland's staff, Crane served in the same capacity at Chattanooga during the 2015-16 and 2016-17 seasons under Matt McCall. The Mocs compiled 48 victories over his two seasons highlighted by a 29-6 mark en route to the 2016 Southern Conference regular season and tournament titles along with a NCAA Tournament berth.

Crane also gained experience at Missouri State where he worked with men's basketball, tennis and golf in 2014-15. Before Missouri State, he was an assistant strength and conditioning coach at Florida during the 2012-13 and 2013-14 seasons.

The Gators posted a 65-11 record with Billy Donovan at the helm during his time in Gainesville. Florida made runs to 2014 NCAA Final Four and 2013 NCAA Elite Eight. He organized NBA Draft training regimens for standouts such as Bradley Beal, Chandler Parsons, Eric Murphy, and Patrick Young.

Crane is a certified specialist by the National Strength and Conditioning Association (NSCA) and the Collegiate Strength and Conditioning Coaches Association (CSCCA). In addition, he also is fully trained and certified in the Biosignature Modulation Level I program, an integrated system to track an athlete's body composition and nutritional needs.

Crane earned his Bachelor of Science degree in exercise science from Carson-Newman in 2013 and his Master of Science degree in food science, nutrition and health promotion from Mississippi State in 2020.

Crane played collegiately at Carson-Newman where he was a four-year starter and three-time captain. He also served as a strength and conditioning intern at Florida between his junior and senior semesters. Upon graduation, the university announced the Collin Crane Leadership Award in his honor.

Crane and his wife, Courtney, have a son, Carson.



Seth Tisdale

ATHLETIC TRAINER
3RD SEASON
HIGH POINT • 2012

Seth Tisdale heads into his third season as the associate athletic trainer for Mississippi State's men's basketball and men's golf programs in 2020-21. He joined the staff in summer 2018, and the Bulldogs have posted consecutive 20-plus win seasons headed by a 2019 NCAA Tournament trip.

Tisdale previously served as the assistant athletic trainer at St. Bonaventure in the same capacity from 2016-18. While at St. Bonaventure, he also helped facilitate many changes to the sports medicine department. The Bonnies posted 20-plus victories during back-to-back seasons highlighted by a 26-8 mark in 2017-18 and a win over UCLA in the NCAA First Four.

Before St. Bonaventure, Tisdale gained experience as an assistant athletic trainer at Stetson in DeLand, Florida where he worked with the men's basketball and the rowing programs during the 2015-16 athletic year.

Tisdale also spent time at Virginia Commonwealth in Richmond, Virginia as the athletic trainer for the women's basketball and volleyball teams in 2014-15. He also aided with institutional drug testing and had the opportunity to assist VCU's men's basketball program which won the 2015 Atlantic 10 Tournament Championship.

Tisdale, a native of Northfield, Vermont, earned his Bachelor of Science degree in athletic training from High Point in 2012 and a Master of Science degree in kinesiology from Stephen F. Austin in 2014.

Tisdale's undergraduate career enabled him to work with the High Point men's basketball and women's lacrosse programs along with the Elon football team. His two-year stint at SFA was spent working with the football, softball, volleyball and women's tennis programs. Tisdale also was a clinical preceptor for the graduate athletic training program and assisted with institutional drug testing.

In addition to being a certified athletic trainer, Tisdale is an instructor in First Aid/CPR/AED and Professional Rescuer courses with the American Red Cross. He also is a NASM Corrective Exercise Specialist, certified in FMS level 1 screen, and is an authorized provider of the Graston Technique and an active member of both the NATA and CATS organizations.

Tisdale married Nicole Boyett, who works in Mississippi State's business office, in April 2020.



Emmanuel Ejeh

GRADUATE ASSISTANT
1ST SEASON
MISSISSIPPI VALLEY STATE • 2019

Emmanuel Ejeh embarks on his first season as a graduate assistant on Ben Howland's staff at Mississippi State in 2020-21. His role has him involved in all facets of the program highlighted by assisting with player development and opponent scouting.

Ejeh, a native of Abuja, Nigeria, notched All-SWAC Second-Team honors in 2018-19 as a team captain during his senior season under Andre Payne at Mississippi Valley State. He garnered 6.3 points, 7.9 rebounds and 0.7 blocks per game. Ejeh compiled five career double-doubles over his 64 appearances for the Delta Devils.

Before Mississippi Valley State, Ejeh played two seasons at Bossier Parish Community College in Bossier City, Louisiana. He prepped at Southwest Christian Academy in Little Rock, Arkansas where he was a NACA All-America pick under Chris Hughes. His team won the NACA National Championship as a senior during the 2014-15 season. Ejeh also was the 2013 NBA Africa Basketball Without Borders three-point contest winner.

Ejeh was born on October 23 and is the son of Mr. and Mrs. Morris Ejeh. He earned his Bachelor of Science degree in engineering technology from Mississippi Valley State in 2019 and is pursuing his Master of Science degree in sport administration from Mississippi State.



Gerdarius Troutman

GRADUATE ASSISTANT
1ST SEASON
FLORIDA ATLANTIC • 2018

Gerdarius Troutman heads into his first season as a graduate assistant on Ben Howland's staff at Mississippi State in 2020-21. He is involved in all facets of the program and will play a vital role assisting with player development and opponent scouting.

Troutman's collegiate career was headed by two seasons at Florida Atlantic under Michael Curry where he secured 10.9 points and 1.0 assists per game over 61 appearances. He registered double figures in 34 games headed by seven 20-plus point performances for the Owls.

Troutman knocked down 75 three-pointers in 2017-18 which is tied for seventh-most for a single-season in school history, while his 42.0 career three-point percentage ranks third all-time at FAU. He captured a pair of Conference USA All-Academic Team selections and was named to the CoSIDA Academic All-District team as a senior in 2017-18 for his work in the classroom.

Prior to Florida Atlantic, Troutman came away with 13.5 points per game and garnered All-Georgia Collegiate Athletic Association Second-Team accolades at Gordon State in 2015-16. He saw action in 31 games for South Carolina State as a freshman in 2014-15.

Troutman was a three-time All-State honoree and a three-time Regional Player of the Year for Anzy Hardman at Taylor County High School in Butler, Georgia. He posted 24.4 points per game as a junior followed by a 22.4 points per game average during his senior season.


Troutman was born on November 26 and is the son of Latashia Troutman-Towns. He earned his Bachelor of Science degree in communications from Florida Atlantic in 2018 and is pursuing his Master of Science degree in workforce educational leadership from Mississippi State.



Mallorie Smith
Administrative Assistant



Mitchell Storm
Volunteer Graduate Assistant



Colton Ross
Student Athletic Trainer




Lewis Watt
Head Student Manager



Franklin Miskelly
Student Manager



Nick Daniel
Student Manager



Thomas Edwards
Student Manager




Emanuel Ekanem
Student Manager



Chance Herbert
Student Manager



Kristina Perry
Student Manager



Chandler Wells
Student Manager



Kyren Wilkerson
Student Manager



2019-20 Mississippi St. Men's Basketball
Combined Team Statistics
All games

Page 1/1
as of Mar 08, 2020

Game Records

Record	Overall	Home	Away	Neutral
ALL GAMES	20-11	14-2	4-7	2-2
CONFERENCE	11-7	8-1	3-6	0-0
NON-CONFERENCE	9-4	6-1	1-1	2-2

Score by Periods

Team	1st	2nd	OT	TOT
Mississippi St.	1064	1211	0	2275
Opponents	1010	1102	0	2112

Team Box Score

No.	Player	Total					3-Point		F-Throw		Rebounds					PF	DQ	A	TO	BLK	STL	PTS	AVG
		GP-GS	MIN	AVG	FG-FGA	FG%	3FG-FGA	3FG%	FT-FTA	FT%	DEF	OFF	TOT	AVG									
1	PERRY, Reggie	31-31	964-47	31.1	183-366	.500	23-71	.324	149-194	.768	97	215	312	10.1	96	3	72	90	36	26	538	17.4	
23	CARTER, Tyson	31-16	887-56	28.6	138-341	.405	54-168	.321	101-116	.871	4	76	80	2.6	70	0	96	66	4	34	431	13.9	
0	WEATHERSPOON, Nick	21-21	636-48	30.3	64-193	.435	8-31	.258	68-82	.829	10	63	73	3.5	67	4	86	59	9	19	244	11.6	
12	WOODARD II, Robert	31-31	1021-27	32.9	136-275	.495	30-70	.429	50-78	.641	68	135	203	6.5	58	0	40	58	32	35	352	11.4	
3	STEWART JR., D.J.	31-17	918-58	29.6	98-215	.456	26-79	.329	42-60	.700	9	70	79	2.5	71	1	49	44	7	31	264	8.5	
5	MOLNAR, Iverson	31-8	475-56	15.4	64-131	.489	13-35	.371	43-56	.768	8	24	32	1.0	47	1	40	32	4	8	184	5.9	
24	ADO, Abdul	31-31	878-01	28.3	69-116	.595	0-0	.000	39-64	.609	100	109	209	6.7	82	2	20	42	58	16	177	5.7	
2	KING, Elias	6-0	20-35	3.4	4-7	.571	2-4	.500	0-0	.000	0	2	2	0.3	0	0	1	1	0	0	10	1.7	
22	FEZELL, KeyShawn	24-0	253-41	10.6	12-36	.333	4-16	.250	5-8	.625	10	33	43	1.8	23	1	9	17	3	3	33	1.4	
15	ODURO, Prince	21-0	85-08	4.1	7-13	.538	0-0	.000	11-16	.688	6	13	19	0.9	19	0	1	7	3	1	25	1.2	
32	POST, Quinten	8-0	20-48	2.6	3-8	.375	1-3	.333	2-2	1.000	3	9	12	1.5	4	0	1	3	1	0	9	1.1	
4	BUTTS, Devin	6-0	20-48	3.5	3-10	.300	0-2	.000	0-0	.000	2	0	2	0.3	3	0	0	3	0	1	6	1.0	
20	STORM, Mitchell	4-0	08-03	2.0	1-1	1.000	0-0	.000	0-0	.000	1	1	2	0.5	1	0	0	0	0	0	2	0.5	
10	CLAYTON, Tate	1-0	01-39	1.7	0-0	.000	0-0	.000	0-0	.000	0	0	0	0.0	1	0	0	0	0	0	0	0.0	
30	JUNKIN, Andrew	3-0	05-25	1.8	0-1	.000	0-0	.000	0-0	.000	0	0	0	0.0	0	0	0	1	0	0	0	0.0	
Team											53	40	93				9						
Total		31	6200		802-1713	.468	161-479	.336	510-676	.754	371	790	1161	37.5	542	12	415	431	158	174	2275	73.4	
Opponents		31	6200		751-1770	.424	200-641	.312	410-559	.733	311	633	944	30.5	575	12	379	356	91	220	2112	68.1	

Team Statistics

	MSU	OPP
Scoring	2275	2112
Points per game	73.4	68.1
Scoring margin	+5.3	-
Field goals-att	802-1713	751-1770
Field goal pct	.468	.424
3 point fg-att	161-479	200-641
3-point FG pct	.336	.312
3-pt FG made per game	5.2	6.5
Free throws-att	510-676	410-559
Free throw pct	.754	.733
F-Throws made per game	16.5	13.2
Rebounds	1161	944
Rebounds per game	37.5	30.5
Rebounding margin	+7.0	-
Assists	415	379
Assists per game	13.4	12.2
Turnovers	431	356
Turnovers per game	13.9	11.5
Turnover margin	-2.4	-
Assist/turnover ratio	1.0	1.1
Steals	174	220
Steals per game	5.6	7.1
Blocks	158	91
Blocks per game	5.1	2.9
Winning streak	1	-
Home win streak	8	-
Attendance	106711	113658
Home games-Avg/Game	16-6669	11-10333
Neutral site-Avg/Game	-	4-3660

Team Results

Date	Opponent	Score	Att.
11/05/2019	FIU	W 77-69	6230
11/08/2019	Sam Houston St.	W 67-58	6255
11/14/2019	La.-Monroe	W 62-45	5582
11/17/2019	New Orleans	W 82-59	6090
11/21/2019	vs Tulane	W 80-66	2283
11/22/2019	vs Villanova	L 76-83	2361
11/24/2019	at Coastal Carolina	W 81-56	1934
12/05/2019	Louisiana Tech	L 67-74	6375
12/14/2019	vs Kansas St.	W 67-61	7236
12/18/2019	Radford	W 77-68	6101
12/22/2019	vs New Mexico St.	L 52-58	2761
12/30/2019	Kent St.	W 96-68	6515
01/04/2020	Auburn	L 66-80	8447
01/08/2020	at Alabama	L 69-90	9938
01/11/2020	at LSU	L 59-60	10364
01/14/2020	Missouri	W 72-45	5904
01/18/2020	Georgia	W 91-59	6585
01/22/2020	Arkansas	W 77-70	6337
01/25/2020	at Oklahoma	L 62-63	6442
01/28/2020	at Florida	W 78-71	8248
02/01/2020	Tennessee	W 86-73	8113
02/04/2020	at Kentucky	L 72-80	20115
02/08/2020	Vanderbilt	W 80-70	7642
02/11/2020	at Ole Miss	L 58-83	8009
02/15/2020	at Arkansas	W 78-77	19200
02/19/2020	South Carolina	W 79-76	6281
02/22/2020	at Texas A&M	L 75-87	8122
02/25/2020	Alabama	W 80-73	6685
02/29/2020	at Missouri	W 67-63	10397
03/03/2020	at South Carolina	L 71-83	10889
03/07/2020	Ole Miss	W 69-44	7569





2019-20 Mississippi St. Men's Basketball Combined Team Statistics In Conference games

Game Records

Table with 5 columns: Record, Overall, Home, Away, Neutral. Rows include All Games, Conference, and Non-Conference.

Score by Periods

Table with 5 columns: Team, 1st, 2nd, OT, TOT. Rows include Mississippi St. and Opponents.

Team Box Score

Large table with 20 columns: No., Player, GP-GS, MIN, AVG, FG-FGA, FG%, 3FG-FGA, 3FG%, FT-FTA, FT%, REB, DEF, TOT, AVG, PF, DQ, A, TO, BLK, STL, PTS, AVG. Includes player stats and team totals.

Team Statistics

Table comparing team statistics for MSU and OPP. Categories include Scoring, Field goals-att, 3 point fg-att, Free throws-att, Rebounds, Assists, Turnovers, Steals, Blocks, and Attendance.

Team Results

Table with 5 columns: Date, Opponent, Score, ATT. Lists game dates, opponents, scores, and attendance.





NO. 0 JALEN JOHNSON • 2016-17 • FRESHMAN • SAINT LOUIS						
OPPONENT	GS	PTS	REB	ASST	BLK	STL
Ball State	10	3	1	0	0	1
Southern Utah	4	2	0	0	1	
Eastern Illinois	5	3	0	2	1	
vs. Brigham Young • BYU	3	1	0	0	0	0
vs. Alabama	8	2	1	0	0	0
Samford	7	4	0	1	0	0
Kansas State	4	2	0	0	1	
at Wichita State	5	5	0	0	0	0
Chicago State	4	3	1	0	1	
at SIU • Carbondale	3	0	0	0	0	0
SIU • Edwardsville	2	2	1	0	0	0
Winthrop	13	4	1	1	1	1
Rhode Island • URI	4	5	0	0	1	
at La Salle	0	2	2	0	0	0
Davidson	9	4	1	0	0	0
at Duquesne	• 9	3	1	0	0	0
at George Mason	• 17	10	2	0	1	
St. Bonaventure	• 8	3	1	0	0	0
at Dayton	• 6	5	0	0	0	0
Massachusetts • UMass	• 14	9	0	1	2	
at George Washington • GW	• 6	4	1	0	2	
George Mason	• 8	8	0	1	0	0
North Carolina A&T	• 6	4	2	0	3	
at St. Bonaventure	• 5	6	0	0	2	
Duquesne	• 15	7	3	4	0	0
Dayton	• 3	4	2	0	2	
at Fordham	• 8	3	2	0	2	
at Va. Commonwealth • VCU	• 17	7	0	2	1	
Saint Joseph's	• 17	10	0	2	1	
La Salle	• 4	10	1	1	0	0
at Richmond	• 0	6	1	0	0	0
vs. Duquesne	• 9	4	1	1	0	0
vs. George Washington • GW	• 16	4	0	1	0	0
TOTALS	18	249	149	25	17	23

NO. 0 JALEN JOHNSON • 2017-18 • SOPHOMORE • SAINT LOUIS						
OPPONENT	GS	PTS	REB	ASST	BLK	STL
Seattle	• 4	3	1	1	1	1
Rockhurst	• 14	2	2	1	1	1
vs. Virginia Tech	• 7	5	1	0	0	0
vs. Providence	• 2	2	0	0	0	1
Detroit	• 24	3	1	0	0	0
Western Michigan	• 10	4	1	1	0	0
at Butler	• 3	3	0	0	0	0
SIU • Carbondale	• 12	4	0	1	0	0
Houston	• 5	1	1	1	0	0
Murray State	• 10	14	2	1	1	1
at Oregon State [PDX]	• 8	7	0	1	0	0
Campbell	• 17	3	2	1	0	0
Southeast Missouri State	• 3	3	2	0	0	0
at La Salle	• 10	5	0	3	2	2
at Davidson	• 9	4	1	0	0	0
Richmond	• 9	2	1	1	0	0
Rhode Island • URI	• 10	7	0	0	0	0

OPPONENT	GS	PTS	REB	ASST	BLK	STL
at George Mason	•	10	5	0	1	1
Duquesne		4	2	0	0	1
at Massachusetts • UMass		5	3	2	1	0
Va. Commonwealth • VCU		0	2	0	0	0
Dayton		16	1	0	1	0
at Saint Joseph's		11	4	0	0	0
Fordham		14	1	1	0	0
at St. Bonaventure		9	3	0	0	0
La Salle		0	1	0	0	0
at Richmond	•	7	3	0	0	0
at Dayton	•	2	8	0	0	0
George Washington • GW	•	20	6	0	2	0
at Duquesne	•	18	3	0	2	1
St. Bonaventure		0	6	1	0	0
vs. George Washington • GW	•	18	3	1	2	1
vs. Davidson	•	10	4	2	0	0
TOTALS	24	301	127	22	21	12

NO. 0 JALEN JOHNSON • 2019-20 • RS JUNIOR • ULL						
OPPONENT	GS	PTS	REB	ASST	BLK	STL
Loyola • New Orleans	• 22	9	0	1	1	1
McNeese State	• 21	7	0	5	3	0
at Texas Christian • TCU	• 21	4	1	0	0	0
Youngstown State	• 16	10	1	0	2	
at Wyoming	• 8	4	0	0	0	0
vs. Detroit	• 18	6	1	0	0	0
vs. UC Irvine • UCI	• 10	5	1	0	0	0
Southeastern Louisiana	• 26	10	2	0	0	0
at Arizona State	• 8	5	0	0	1	
at Louisiana Tech	• 13	9	0	0	1	
at Arkansas State	• 10	6	0	0	1	
Little Rock • UALR	• 26	9	1	0	0	0
UC Santa Barbara	• 12	3	0	1	1	1
South Alabama	• 4	4	0	1	0	0
Troy	• 0	4	1	0	1	0
at Appalachian State	• 13	10	1	0	0	0
at Georgia State	• 12	7	0	0	0	0
at Georgia Southern	• 15	6	2	0	1	
Texas-Arlington • UTA	• 23	8	1	0	0	0
Texas State	• 18	7	0	1	2	
Louisiana-Monroe • ULM	• 27	7	2	3	2	
at Texas-Arlington • UTA	• 15	13	1	0	0	0
at Texas State	• 12	6	0	2	1	
Georgia State	• 17	10	1	1	0	0
Georgia Southern	• 14	3	2	0	0	0
at South Alabama	• 19	6	0	1	1	
at Troy	• 20	5	2	2	2	2
at Louisiana-Monroe • ULM	• 15	9	2	0	1	
Arkansas State	• 12	4	0	0	1	
at Little Rock • UALR	• 8	3	1	0	0	0
Coastal Carolina	• 19	5	1	2	1	
Arkansas State [SBT]	• 16	10	0	1	0	0
at Georgia Southern [SBT]	• 21	5	1	0	2	
TOTALS	33	511	219	25	21	25



NO. 2 JAVIAN DAVIS • 2019-20 • RS FRESHMAN • ALABAMA

OPPONENT	GS	PTS	REB	ASST	BLK	STL
Pennsylvania • Penn	2	2	0	0	0	0
Florida Atlantic • FAU	• 19	9	2	0	1	1
at Rhode Island • URI	• 11	7	1	0	0	0
Furman	• 10	5	0	1	1	1
vs. No. 6 North Carolina	• 5	5	1	0	2	2
vs. Iowa State	• 7	5	2	0	0	0
vs. Southern Miss • USM	• 6	4	1	0	3	3
Stephen F. Austin • SFA	• 11	2	0	0	2	2
at No. 21 Penn State	• 8	4	0	0	0	0
at Samford	• 6	5	1	2	2	2
vs. Belmont	12	6	0	0	0	0
Richmond	• 2	2	1	0	0	0
at Florida	0	4	0	0	0	0
Mississippi State	4	4	1	1	0	0
at No. 14 Kentucky	4	3	0	1	1	1
No. 4 Auburn	1	3	1	0	0	0
Missouri	2	1	0	0	0	0
at Vanderbilt	2	7	0	3	1	1
Kansas State	0	0	0	0	1	1
at No. 22 LSU	5	1	0	1	0	0
Arkansas	• 11	2	1	3	0	0
Tennessee	• 8	3	0	1	1	1
at Georgia	• 13	8	0	0	1	1
at No. 11 Auburn	• 0	3	0	0	0	0
No. 25 LSU	0	1	0	0	0	0
Texas A&M	0	0	0	0	1	1
at Ole Miss	10	4	1	0	0	0
at Mississippi State	2	3	0	0	0	0
South Carolina	• 20	10	1	0	1	1
Vanderbilt	3	3	0	0	1	1
at Missouri	2	2	0	0	0	0
TOTALS	14	186	118	14	13	19

NO. 5 IVERSON MOLINAR • 2019-20 • FRESHMAN

OPPONENT	GS	PTS	REB	ASST	BLK	STL
Florida International	• 14	2	2	0	0	0
Sam Houston State	• 2	1	5	1	0	0
Louisiana-Monroe	• 10	2	1	0	0	0
New Orleans	• 10	1	3	1	0	0
vs. Tulane	• 21	2	5	0	0	0
vs. No. 17 Villanova	• 9	1	3	0	1	1
at Coastal Carolina	• 6	2	2	0	0	0
Louisiana Tech	• 7	0	4	0	0	0
vs. Kansas State	8	0	0	0	0	0
Radford	3	0	2	2	0	0
vs. New Mexico State	3	0	0	0	0	0
Kent State	16	3	4	0	0	0
No. 8 Auburn	4	1	0	0	1	1
at Alabama	7	1	1	0	0	0
at LSU	3	1	0	0	0	0
Missouri	4	1	1	0	1	1
Georgia	6	2	1	0	0	0
Arkansas	8	0	0	0	0	0
at Oklahoma [OKC]	4	2	1	0	0	0

OPPONENT	GS	PTS	REB	ASST	BLK	STL
at Florida	0	0	0	0	0	0
Tennessee	2	0	0	0	0	0
at No. 15 Kentucky	0	0	0	0	0	0
Vanderbilt	2	2	1	0	0	0
at Ole Miss	0	0	0	0	0	0
at Arkansas	8	1	1	0	0	0
South Carolina	3	1	0	0	0	0
at Texas A&M	5	1	1	0	3	3
Alabama	7	1	0	0	0	0
at Missouri	5	1	0	0	0	1
at South Carolina	3	2	2	0	1	1
Ole Miss	4	1	0	0	0	0
TOTALS	8	184	32	40	4	8

NO. 3 D.J. STEWART JR. • 2019-20 • RS FRESHMAN

OPPONENT	GS	PTS	REB	ASST	BLK	STL
Florida International • FIU	8	2	2	0	3	3
Sam Houston State	15	1	2	0	1	1
Louisiana-Monroe • ULM	10	5	0	0	1	1
New Orleans	13	0	1	0	0	0
vs. Tulane	5	3	3	0	1	1
vs. No. 17 Villanova	8	4	0	0	1	1
at Coastal Carolina	11	2	2	2	0	0
Louisiana Tech	7	1	3	0	1	1
vs. Kansas State	• 10	1	2	1	2	2
Radford	• 10	3	3	0	0	0
vs. New Mexico State	0	0	4	0	1	1
Kent State	12	2	2	0	1	1
No. 8 Auburn	3	2	0	0	0	0
at Alabama	2	3	1	0	0	0
at LSU	9	1	0	0	1	1
Missouri	• 0	1	2	0	1	1
Georgia	• 2	1	1	1	1	2
Arkansas	• 14	4	0	2	1	1
at Oklahoma • OU [OKC]	• 12	8	2	0	0	0
at Florida	• 4	3	0	0	1	1
Tennessee	• 20	4	1	0	0	0
at No. 15 Kentucky	• 15	1	0	0	1	1
Vanderbilt	• 7	4	1	0	1	1
at Ole Miss	• 16	4	1	0	1	1
at Arkansas	• 10	3	0	0	2	2
South Carolina	• 16	2	3	0	1	1
at Texas A&M	• 2	4	5	0	2	2
Alabama	• 6	3	2	1	3	3
at Missouri	• 8	3	1	0	0	0
at South Carolina	• 2	2	3	0	2	2
Ole Miss	7	5	2	0	0	0
TOTALS	17	264	79	49	7	31



NO. 24 ABDUL ADO • 2017-18 • RS FRESHMAN

OPPONENT	GS	PTS	REB	ASST	BLK	STL
Alabama State	DNP					
Florida A&M • FAMU	• 12	7	0	3	1	
Green Bay	• 12	11	1	2	1	
Stephen F. Austin • SFA	• 4	4	0	5	1	
Jacksonville State	• 9	8	0	3	1	
North Dakota State	• 5	4	0	0	2	
Dayton	• 5	3	0	0	0	
North Georgia	• 4	3	0	4	1	
at No. 25 Cincinnati	• 0	4	0	3	4	
UT Martin	• 6	12	0	3	1	
Little Rock • UALR	• 6	13	1	3	2	
vs. Southern Miss • USM	• 8	5	3	0	1	
North Florida • UNF	• 5	9	0	2	1	
No. 22 Arkansas	• 8	9	0	4	1	
at Ole Miss	• 5	4	0	1	1	
at Florida	• 12	10	1	1	0	
No. 22 Auburn	• 10	11	0	2	2	
Vanderbilt	• 9	6	1	1	1	
at Alabama	• 11	4	0	1	0	
at Kentucky	• 2	5	0	1	0	
Missouri	• 12	7	0	0	1	
at South Carolina	• 16	9	0	4	0	
Georgia	• 7	6	1	2	0	
Alabama	• 8	5	0	3	0	
at Missouri	• 11	7	0	1	0	
at Vanderbilt	• 15	7	2	1	2	
Ole Miss	• 5	4	0	1	0	
at Texas A&M	• 19	9	0	2	0	
South Carolina	• 2	3	0	3	0	
No. 16 Tennessee	• 3	1	1	1	2	
at LSU	• 6	5	0	2	0	
vs. LSU	• 3	3	0	3	1	
vs. No. 13 Tennessee	• 4	8	0	0	0	
Nebraska	• 15	9	1	1	0	
at Baylor	• 3	1	0	1	0	
at Louisville	• 7	7	1	3	1	
vs. Penn State	• 13	8	0	0	0	
TOTALS	36	282	231	13	67	28

NO. 24 ABDUL ADO • 2018-19 • RS SOPHOMORE

OPPONENT	GS	PTS	REB	ASST	BLK	STL
Austin Peay	• 11	4	0	3	0	
Hartford	• 2	10	1	0	2	
Long Beach State	• 2	8	0	2	2	
vs. Arizona State	• 2	5	2	3	0	
vs. Saint Mary's	DNP					
Alcorn State	DNP					
at Dayton	• 10	4	0	0	0	
McNeese State	• 7	2	1	1	0	
vs. Clemson	• 4	3	0	0	0	
Cincinnati	• 3	4	0	0	1	
Wofford	• 3	6	0	2	1	
vs. Wright State	DNP					
Brigham Young • BYU	• 7	3	2	4	0	

OPPONENT	GS	PTS	REB	ASST	BLK	STL
at South Carolina	• 12	5	0	3	2	
Ole Miss	• 6	11	0	2	2	
Florida	• 4	5	0	2	1	
at Vanderbilt	• 4	3	0	2	1	
at No. 8 Kentucky	• 0	3	0	3	0	
No. 16 Auburn	• 8	3	0	1	1	
at Alabama	• 3	7	0	3	0	
at Ole Miss	• 4	3	0	1	1	
No. 21 LSU	• 2	3	0	1	0	
No. 5 Kentucky	• 6	4	0	2	0	
Alabama	• 10	1	0	2	2	
at Arkansas	• 5	7	1	0	1	
at Georgia	• 7	6	0	1	1	
South Carolina	• 7	4	1	6	0	
Missouri	• 2	2	2	5	1	
at Auburn	• 0	4	0	0	0	
at No. 5 Tennessee	• 2	2	1	0	0	
Texas A&M	3	6	0	3	0	
vs. Texas A&M	• 7	4	1	0	0	
vs. No. 8 Tennessee	• 2	4	1	2	0	
vs. Liberty	• 0	4	0	3	1	
TOTALS	30	145	140	13	57	20

NO. 24 ABDUL ADO • 2019-20 • RS JUNIOR

OPPONENT	GS	PTS	REB	ASST	BLK	STL
Florida International • FIU	• 6	4	1	2	0	
Sam Houston State	• 0	6	0	5	1	
Louisiana-Monroe • ULM	• 6	7	1	4	0	
New Orleans	• 1	2	2	0	2	
vs. Tulane	• 2	9	2	0	0	
vs. No. 17 Villanova	• 2	2	1	0	0	
at Coastal Carolina	• 4	4	0	1	0	
Louisiana Tech	• 9	8	0	0	0	
vs. Kansas State	• 13	9	0	3	0	
Radford	• 17	12	1	0	1	
vs. New Mexico State	• 4	7	0	0	0	
Kent State	• 4	7	0	1	1	
No. 8 Auburn	• 6	11	0	9	2	
at Alabama	• 3	8	0	2	0	
at LSU	• 12	12	0	0	0	
Missouri	• 6	4	1	1	0	
Georgia	• 4	6	1	4	0	
Arkansas	• 2	5	0	0	0	
at Oklahoma • OU [OKC]	• 4	5	1	1	1	
at Florida	• 6	9	0	3	1	
Tennessee	• 6	6	2	0	0	
at No. 15 Kentucky	• 7	11	0	4	0	
Vanderbilt	• 4	3	2	0	1	
at Ole Miss	• 3	6	2	2	0	
at Arkansas	• 2	7	0	2	0	
South Carolina	• 14	7	0	1	0	
at Texas A&M	• 6	6	0	2	1	
Alabama	• 8	5	0	2	3	
at Missouri	• 6	7	0	2	0	
at South Carolina	• 5	5	1	3	1	
Ole Miss	• 5	9	2	4	1	
TOTALS	31	177	209	20	58	16



NO. 32 QUINTEN POST • 2019-20 • FRESHMAN

OPPONENT	GS	PTS	REB	ASST	BLK	STL
Florida International • FIU	DNP					
Sam Houston State	DNP					
Louisiana-Monroe • ULM	0	0	0	0	0	0
New Orleans	2	3	0	0	0	0
vs. Tulane	DNP					
vs. No. 17 Villanova	DNP					
at Coastal Carolina	2	2	0	0	0	0
Louisiana Tech	DNP					
vs. Kansas State	DNP					
Radford	DNP					
vs. New Mexico State	DNP					
Kent State	3	0	0	1	1	0
No. 8 Auburn	DNP					
at Alabama	DNP					
at LSU	DNP					
Missouri	0	3	1	0	0	0
Georgia	2	2	0	0	0	0
Arkansas	DNP					
at Oklahoma • OU [OKC]	DNP					
at Florida	DNP					
Tennessee	0	0	0	0	0	0
at No. 15 Kentucky	DNP					
Vanderbilt	DNP					
at Ole Miss	DNP					
at Arkansas	DNP					
South Carolina	DNP					
at Texas A&M	DNP					
Alabama	DNP					
at Missouri	DNP					
at South Carolina	DNP					
Ole Miss	0	2	0	0	0	0
TOTALS	0	9	12	1	1	0

NO. 35 TOLU SMITH • 2018-19 • FRESHMAN • WKU

OPPONENT	GS	PTS	REB	ASST	BLK	STL
at No. 25 Washington	3	0	0	0	0	0
UT Martin	6	7	0	0	0	0
vs. Valparaiso • Valpo	4	2	0	0	0	0
vs. West Virginia	9	2	1	0	0	0
vs. Central Florida • UCF	0	2	0	0	0	0
at Indiana State	0	1	0	0	0	0
Tennessee State	6	2	1	1	0	0
at Missouri State	2	0	0	0	0	0
at Arkansas	6	4	0	0	0	0
Troy	0	2	0	0	0	0
at Belmont	6	3	1	0	0	0
Saint Mary's	4	2	0	2	0	0
No. 15 Wisconsin	0	0	0	1	0	0
at Charlotte	4	3	0	2	0	0
at Old Dominion • ODU	2	1	0	0	0	0
at Marshall	6	3	0	1	0	0
Florida International • FIU	6	3	1	0	0	0
Florida Atlantic • FAU	1	1	1	0	0	0
Marshall [C-USA]	0	1	0	0	0	0

OPPONENT	GS	PTS	REB	ASST	BLK	STL
at Southern Miss • USM	0	1	0	0	0	0
at Louisiana Tech	5	9	1	2	0	0
Texas-San Antonio • UTSA	5	5	0	0	0	1
Texas-El Paso • UTEP	4	2	0	0	0	0
at Rice	4	3	0	0	0	0
at North Texas	4	3	0	0	0	0
Middle Tennessee	2	1	0	0	0	0
Alabama-Birmingham • UAB	4	5	0	0	0	1
at Old Dominion • ODU	4	1	0	0	0	0
at Alabama-Birmingham • UAB	4	2	0	0	0	0
Southern Miss • USM	4	3	0	0	0	0
Texas-San Antonio • UTSA	2	1	1	0	0	0
vs. North Texas	5	5	1	1	0	0
vs. Southern Miss • USM	0	4	0	0	0	1
vs. Old Dominion • ODU	0	0	0	0	0	0
TOTALS	0	112	89	8	10	3

NO. 21 JUSTIN RUMPH • 2019-20 • JUNIOR

OPPONENT	GS	PTS	REB	ASST	BLK	STL
Florida International • FIU	DNP					
Sam Houston State	DNP					
Louisiana-Monroe • ULM	DNP					
New Orleans	DNP					
vs. Tulane	DNP					
vs. No. 17 Villanova	DNP					
at Coastal Carolina	DNP					
Louisiana Tech	DNP					
vs. Kansas State	DNP					
Radford	DNP					
vs. New Mexico State	DNP					
Kent State	DNP					
No. 8 Auburn	DNP					
at Alabama	DNP					
at LSU	DNP					
Missouri	DNP					
Georgia	DNP					
Arkansas	DNP					
at Oklahoma • OU [OKC]	DNP					
at Florida	DNP					
Tennessee	DNP					
at No. 15 Kentucky	DNP					
Vanderbilt	DNP					
at Ole Miss	DNP					
at Arkansas	DNP					
South Carolina	DNP					
at Texas A&M	DNP					
Alabama	DNP					
at Missouri	DNP					
at South Carolina	DNP					
Ole Miss	DNP					
TOTALS	0	0	0	0	0	0



NO. 25 ISAAC STANSBURY • 2019-20 • FRESHMAN

OPPONENT	GS	PTS	REB	ASST	BLK	STL
Florida International • FIU	DNP					
Sam Houston State	DNP					
Louisiana-Monroe • ULM	DNP					
New Orleans	DNP					
vs. Tulane	DNP					
vs. No. 17 Villanova	DNP					
at Coastal Carolina	DNP					
Louisiana Tech	DNP					
vs. Kansas State	DNP					
Radford	DNP					
vs. New Mexico State	DNP					
Kent State	DNP					
No. 8 Auburn	DNP					
at Alabama	DNP					
at LSU	DNP					
Missouri	DNP					
Georgia	DNP					
Arkansas	DNP					
at Oklahoma • OU [OKC]	DNP					
at Florida	DNP					
Tennessee	DNP					
at No. 15 Kentucky	DNP					
Vanderbilt	DNP					
at Ole Miss	DNP					
at Arkansas	DNP					
South Carolina	DNP					
at Texas A&M	DNP					
Alabama	DNP					
at Missouri	DNP					
at South Carolina	DNP					
Ole Miss	DNP					
TOTALS	0	0	0	0	0	0

NO. 30 ANDREW JUNKIN • 2019-20 • RS FRESHMAN

OPPONENT	GS	PTS	REB	ASST	BLK	STL
Florida International • FIU	DNP					
Sam Houston State	DNP					
Louisiana-Monroe • ULM	DNP					
New Orleans		0	0	0	0	0
vs. Tulane	DNP					
vs. No. 17 Villanova	DNP					
at Coastal Carolina		0	0	0	1	0
Louisiana Tech	DNP					
vs. Kansas State	DNP					
Radford	DNP					
vs. New Mexico State	DNP					
Kent State	DNP					
No. 8 Auburn	DNP					
at Alabama	DNP					
at LSU	DNP					
Missouri		0	0	0	0	0
Georgia	DNP					
Arkansas	DNP					
at Oklahoma • OU [OKC]	DNP					

OPPONENT	GS	PTS	REB	ASST	BLK	STL
at Florida	DNP					
Tennessee	DNP					
at No. 15 Kentucky	DNP					
Vanderbilt	DNP					
at Ole Miss	DNP					
at Arkansas	DNP					
South Carolina	DNP					
at Texas A&M	DNP					
Alabama	DNP					
at Missouri	DNP					
at South Carolina	DNP					
Ole Miss	DNP					
TOTALS	0	0	0	0	1	0

**CAREER • POINTS**

RK	PLAYER	SEASONS	GMS	PPG	PTS
1	Jeff Malone	1980-81-82-83	110	19.47	2142
2	Bailey Howell	1957-58-59	75	27.07	2030
3	Quindary Weatherspoon	2016-17-18-19	131	15.36	2012
4	Jim Ashmore	1954-55-56-57	93	20.62	1918
5	Rickey Brown	1977-78-79-80	107	17.18	1838
6	Ray White	1976-77-78-79	100	16.52	1652
7	Dee Bost	2009-10-11-12	122	13.44	1640
8	Darryl Wilson	1994-95-96	93	17.41	1619
9	Barry Stewart	2007-08-09-10	141	11.36	1602
10	Jamont Gordon	2006-07-08	99	15.74	1558
11	Jerry Jenkins	1973-74-75	78	19.27	1503
12	Craig Sword	2013-14-15-16	123	12.13	1492
13	Tony Watts	1989-90-91-92	113	13.19	1491
14	Ravenn Johnson	2008-09-10-11	128	11.41	1460
	Cameron Burns	1989-90-91	87	16.78	1460
16	Charles Rhodes	2005-06-07-08	110	13.19	1451
17	Jarvis Varnado	2007-08-09-10	141	9.95	1403
18	Gavin Ware	2013-14-15-16	125	10.90	1362
19	Tyson Carter	2017-18-19-20	134	10.09	1352
20	Tang Hamilton	1998-99-2000-01	123	10.63	1307
21	Rich Knarr	1973-74-75-76	97	13.45	1305
22	Timmy Bowers	2001-02-03-04	116	11.21	1300
23	Jack Bouldin	1970-71-72	75	16.76	1257
24	Jerry Graves	1959-60-61	74	16.82	1245
25	Erick Dampier	1994-95-96	93	13.24	1231
26	Dave Williams	1966-67-68	76	16.04	1219
	Leland Mitchell	1961-62-63	78	15.63	1219
28	Mario Austin	2001-02-03	91	13.18	1199
29	Marckell Patterson	1999-2000-01-02	122	9.57	1168
30	Gary Hooker	1976-77-78	80	14.30	1144
31	Wiley Peck	1976-77-78-79	107	10.62	1136
32	Greg Carter	1988-89-90-91	114	9.85	1123
34	Tyrone Washington	1996-97-98-99	123	9.10	1119
35	W.D. Stroud	1961-62-63	74	15.08	1116
35	Larry Fry	1973-74-75	78	13.83	1079
36	Lamar Peters	2017-18-19	98	10.74	1053
37	Fred Thomas	2013-14-15-16	125	8.40	1050
38	Lawrence Roberts	2004-05	62	16.90	1048
39	Greg Lockhart	1986-87-88-89	100	10.42	1042
40	Aric Holman	2016-17-18-19	124	8.35	1035

CAREER • SCORING AVERAGE • MIN: 50 GMS

RK	PLAYER	SEASONS	GMS	PTS	PPG
1	Bailey Howell	1957-58-59	75	2030	27.07
2	Jim Ashmore	1954-55-56-57	93	1918	20.62
3	Jeff Malone	1980-81-82-83	110	2142	19.47
4	Jerry Jenkins	1973-74-75	78	1503	19.27
5	Darryl Wilson	1994-95-96	93	1619	17.41
6	Rickey Brown	1977-78-79-80	107	1838	17.18
7	Lawrence Roberts	2004-05	62	1048	16.90
8	Jerry Graves	1959-60-61	74	1245	16.82
9	Cameron Burns	1989-90-91	87	1460	16.78
10	Jack Bouldin	1970-71-72	75	1257	16.76
11	Horatio Webster	1998-99	59	977	16.56
12	Ray White	1976-77-78-79	100	1652	16.52
13	Dave Williams	1966-67-68	76	1219	16.04
14	Jamont Gordon	2006-07-08	99	1558	15.74
15	Leland Mitchell	1961-62-63	78	1219	15.63
16	Quindary Weatherspoon	2016-17-18-19	131	2012	15.36
17	W.D. Stroud	1961-62-63	74	1116	15.08

ANNUAL SCORING AVERAGE LEADERS • ALL GAMES

SEASON	PLAYER	GMS	PTS	PPG
1947-48	Willard Daley	18	255	14.17
1948-49	Willard Daley	17	210	12.35
1949-50	Willard Daley	18	197	10.94
1950-51	Herb Hargett	19	357	18.79
1951-52	Coyte Vance	23	471	20.48
1952-53	Gerald Caveness	19	277	14.58
1953-54	Gerald Caveness	19	338	17.79
1954-55	Jim Ashmore	23	513	22.30
1955-56	Jim Ashmore	24	536	22.33
1956-57	Jim Ashmore	25	708	28.32
1957-58	Bailey Howell	25	695	27.80
1958-59	Bailey Howell	25	688	27.52
1959-60	Jerry Graves	25	465	18.60
1960-61	Jerry Graves	25	532	21.28
1961-62	Leland Mitchell	25	417	16.68
1962-63	Leland Mitchell	28	480	17.14
1963-64	Doug Hutton	26	387	14.88
1964-65	Bill Chumbler	26	352	13.54
1965-66	Dave Williams	25	492	19.68
1966-67	Dave Williams	25	392	15.68
1967-68	Tom Payne	26	412	15.85
1968-69	Manuel Washington	25	384	15.36
1969-70	John Guyton	24	390	16.25
1970-71	Jack Bouldin	25	477	19.08
1971-72	Jack Bouldin	26	410	15.77
1972-73	Rich Knarr	26	467	17.96
1973-74	Jerry Jenkins	26	471	18.12
1974-75	Jerry Jenkins	26	575	22.12
1975-76	Ray White	26	475	18.27
1976-77	Rickey Brown	27	520	19.26
1977-78	Ray White	26	378	14.54
1978-79	Ray White	23	393	17.09
1979-80	Rickey Brown	27	553	20.48
1980-81	Jeff Malone	27	543	20.11
1981-82	Jeff Malone	27	502	18.59
1982-83	Jeff Malone	29	777	26.79
1983-84	Ken Harvey	28	355	12.68
1984-85	Ken Harvey	27	376	13.93
1985-86	Chauncey Robinson	30	419	13.97
1986-87	Hubert Henderson	28	418	14.93
1987-88	Greg Lockhart	29	287	9.90
1988-89	Cameron Burns	28	424	15.14
1989-90	Cameron Burns	30	547	18.23
1990-91	Cameron Burns	29	489	16.86
1991-92	Tony Watts	28	537	19.18
1992-93	Orien Watson	29	446	15.38
1993-94	Darryl Wilson	29	471	16.24
1994-95	Darryl Wilson	30	535	17.83
1995-96	Darryl Wilson	34	613	18.03
1996-97	Horatio Webster	29	466	16.07
1997-98	Horatio Webster	30	511	17.03
1998-99	Tyrone Washington	33	420	12.73
1999-2000	Tang Hamilton	30	432	14.40
2000-01	Antonio Jackson	31	397	12.81
2001-02	Mario Austin	35	565	16.14
2002-03	Mario Austin	25	388	15.52
2003-04	Lawrence Roberts	30	506	16.87
2004-05	Lawrence Roberts	32	542	16.94
2005-06	Charles Rhodes	29	401	13.83
2006-07	Jamont Gordon	35	561	16.03
2007-08	Charles Rhodes	31	538	17.35

SEASON • POINTS

RK	PLAYER	SEASON	GMS	PPG	PTS
1	Jeff Malone	1982-83	29	26.79	777
2	Jim Ashmore	1956-57	25	28.32	708
3	Bailey Howell	1957-58	25	27.80	695
4	Bailey Howell	1958-59	25	27.52	688
5	Bailey Howell	1956-57	25	25.88	647
6	Quinnndary Weatherspoon	2018-19	34	18.50	629
7	Darryl Wilson	1995-96	34	18.03	613
8	Jamont Gordon	2007-08	34	17.18	584
9	Jerry Jenkins	1974-75	26	22.12	575
10	Mario Austin	2001-02	35	16.14	565
11	Jamont Gordon	2006-07	35	16.03	561
12	Rickey Brown	1979-80	27	20.48	553
13	Cameron Burns	1989-90	30	18.23	547
14	Jeff Malone	1980-81	27	20.11	543
15	Lawrence Roberts	2004-05	32	16.94	542
16	Reggie Perry	2019-20	31	17.35	538
18	Tony Watts	1991-92	28	19.18	537
19	Jim Ashmore	1955-56	24	22.33	536
20	Darryl Wilson	1994-95	30	17.83	535
21	Quinnndary Weatherspoon	2017-18	37	14.43	534
22	Jerry Graves	1960-61	25	21.28	532
23	Dee Bost	2011-12	33	15.76	520
	Rickey Brown	1976-77	27	19.26	520
25	Jim Ashmore	1954-55	23	22.30	513
26	Horatio Webster	1997-98	30	17.03	511
27	Lawrence Roberts	2003-04	30	16.87	506
28	Jeff Malone	1981-82	27	18.59	502

SEASON • SCORING AVERAGE

RK	PLAYER	SEASON	GMS	PTS	PPG
1	Jim Ashmore	1956-57	25	708	28.32
2	Bailey Howell	1957-58	25	695	27.80
3	Bailey Howell	1958-59	25	688	27.52
4	Jeff Malone	1982-83	29	777	26.79
5	Bailey Howell	1956-57	25	647	25.88
6	Jim Ashmore	1955-56	24	536	22.33
7	Jim Ashmore	1954-55	23	513	22.30
8	Jerry Jenkins	1974-75	26	575	22.12
9	Jerry Graves	1960-61	25	532	21.28
10	Rickey Brown	1979-80	27	553	20.48
	Coyte Vance	1951-52	23	471	20.48
12	Jeff Malone	1980-81	27	543	20.11

GAME • INDIVIDUAL • POINTS

RK	PTS	PLAYER	OPPONENT	DATE
1	47	Bailey Howell	Union	12/04/1958
2	45	Bailey Howell	LSU	02/22/1958
	45	Jim Ashmore	Ole Miss	01/19/1957
4	44	Jim Ashmore	at LSU	02/22/1957
5	43	Bailey Howell	at Florida	02/14/1959
6	40	Rickey Brown	Auburn	03/07/1977
	40	Jim Ashmore	Arkansas State	12/17/1956
8	39	Jeff Malone	Alabama	01/31/1983
	39	Bailey Howell	Murray State	12/19/1957
	39	Bailey Howell	Rhodes College	12/07/1957

ANNUAL SCORING AVERAGE LEADERS • ALL GAMES

SEASON	PLAYER	GMS	PTS	PPG
2008-09	Jarvis Varnado	36	464	12.89
2009-10	Jarvis Varnado	36	496	13.78
2010-11	Ravern Johnson	28	492	17.57
2011-12	Arnett Moultrie	30	492	16.40
2012-13	Craig Sword	32	335	10.47
2013-14	Craig Sword	32	437	13.66
2014-15	Craig Sword	28	317	11.32
2015-16	Gavin Ware	30	461	15.37
2016-17	Quinnndary Weatherspoon	29	478	16.48
2017-18	Quinnndary Weatherspoon	37	534	14.43
2018-19	Quinnndary Weatherspoon	34	629	18.50
2019-20	Reggie Perry	31	538	17.35

NCAA TOP 10 SCORING • SINCE 1947-48

SEASON	PLAYER	RK	GMS	PTS	PPG
1956-57	Jim Ashmore	6th	25	708	28.32
1956-57	Bailey Howell	9th	25	647	25.88
1957-58	Bailey Howell	4th	25	695	27.80
1958-59	Bailey Howell	4th	25	688	27.52
1982-83	Jeff Malone	2nd	29	777	26.79

SEC SCORING CHAMPIONS • SINCE 1932-33

SEASON	PLAYER	GMS	PTS	PPG
1957-58	Bailey Howell	25	695	27.80
1958-59	Bailey Howell	25	688	27.52
1982-83	Jeff Malone	29	777	26.79

SCORING LEADERS • 3 SEASONS

PLAYER	SEASONS
Quinnndary Weatherspoon	2017-18-19
Craig Sword	2013-14-15
Darryl Wilson	1994-95-96
Cameron Burns	1989-90-91
Jeff Malone	1981-82-83
Ray White	1976-78-79
Jim Ashmore	1955-56-57
Willard Daley	1948-49-50

500+ PTS • SAME SEASON

PLAYERS	SEASON
Jim Ashmore • Bailey Howell	1956-57
Jamont Gordon • Charles Rhodes	2007-08

**SEASON - TEAM - POINTS - ALL GAMES**

RK	PTS	TEAM	GMS	PPG
1	2716	2017-18	37	73.41
2	2692	2006-07	35	76.91
3	2677	2008-09	36	74.36
4	2628	2018-19	34	77.29
5	2622	2009-10	36	72.83
6	2582	2001-02	35	73.77
7	2489	2007-08	34	73.21
8	2484	1995-96	34	73.06
9	2466	2004-05	34	72.53
10	2377	2011-12	33	72.03

SEASON - TEAM - POINTS PER GAME - ALL GAMES

RK	PPG	TEAM	GMS	PTS
1	84.84	1956-57	25	2121
2	81.00	1974-75	26	2106
3	80.76	1990-91	29	2342
4	80.07	1976-77	27	2162
5	77.85	1973-74	26	2024
6	77.73	1972-73	26	2021
7	77.42	1958-59	24	1858
8	77.29	2018-19	34	2628
9	77.27	2003-04	30	2318
	77.27	1989-90	30	2318
	77.27	1975-76	26	2009

SEASON - TEAM - POINTS - SEC GAMES

RK	PTS	TEAM	GMS	PPG
1	1472	1974-75	18	81.78
2	1429	1989-90	18	79.39
3	1423	1990-91	18	79.06
4	1386	1972-73	18	77.00
5	1362	1976-77	18	75.67
6	1354	2018-19	18	75.22
7	1352	1975-76	18	75.11
8	1329	2019-20	18	73.83
9	1324	1973-74	18	72.94
10	1322	1979-80	18	73.44

SEASON - TEAM - POINTS PER GAME - SEC GAMES

RK	PPG	TEAM	GMS	PTS
1	81.78	1974-75	18	1472
2	81.29	1956-57	14	1138
3	79.39	1989-90	18	1429
4	79.06	1990-91	18	1423
5	77.00	1972-73	18	1386
6	76.75	2003-04	16	1228
7	75.69	2006-07	16	1211
8	75.67	1976-77	18	1362
9	75.25	1991-92	16	1204
10	75.22	2018-19	18	1354

SEASON - TEAM - LOW POINTS PER GAME - SEC GAMES

RK	PPG	TEAM	GMS	PTS
1	48.33	1981-82	18	870
2	53.61	1986-87	18	965
3	57.06	1987-88	18	1027
4	57.28	1983-84	18	1031
5	58.89	2012-13	18	1060

ANNUAL TEAM POINTS - ALL GAMES

SEASON	GMS	PTS	PPG	SEC ONLY		
				GMS	PTS	PPG
1951-52	23	1563	67.96	14	923	65.93
1952-53	19	1234	64.95	13	809	62.23
1953-54	21	1427	67.95	14	888	63.43
1954-55	23	1549	67.35	14	902	64.43
1955-56	24	1849	77.04	14	1048	74.86
1956-57	25	2121	84.84	14	1138	81.29
1957-58	25	1843	73.72	14	1030	73.57
1958-59	24	1858	77.42	14	987	70.50
1959-60	25	1673	66.92	14	889	63.50
1960-61	25	1925	77.00	14	963	68.79
1961-62	25	1920	76.80	14	973	69.50
1962-63	28	2104	75.14	14	1024	73.14
1963-64	26	1813	69.73	14	905	64.64
1964-65	26	1904	73.23	16	1174	73.38
1965-66	25	1866	74.64	16	1199	74.94
1966-67	25	1769	70.76	18	1247	69.28
1967-68	26	1848	71.08	18	1278	71.00
1968-69	25	1745	69.80	18	1267	70.39
1969-70	24	1769	73.71	18	1298	72.11
1970-71	25	1810	72.40	18	1298	72.11
1971-72	26	1904	73.23	18	1276	70.88
1972-73	26	2021	77.73	18	1386	77.00
1973-74	26	2024	77.85	18	1324	73.56
1974-75	26	2106	81.00	18	1472	81.78
1975-76	26	2009	77.27	18	1352	75.11
1976-77	27	2162	80.07	18	1362	75.67
1977-78	27	1915	70.93	18	1230	68.33
1978-79	28	2143	76.54	18	1301	72.28
1979-80	27	2009	74.41	18	1322	73.44
1980-81	27	1794	66.44	18	1227	68.17
1981-82	27	1337	49.52	18	870	48.33
1982-83	29	2001	69.00	18	1213	67.39
1983-84	28	1586	56.64	18	1031	57.28
1984-85	28	1808	64.57	18	1199	66.61
1985-86	30	1818	60.60	18	1075	59.72
1986-87	28	1612	57.57	18	965	53.61
1987-88	29	1808	62.34	18	1027	57.06
1988-89	28	2068	73.86	18	1293	71.83
1989-90	30	2318	77.27	18	1429	79.39
1990-91	29	2342	80.76	18	1423	79.06
1991-92	28	2155	76.96	16	1204	75.25
1992-93	29	2034	70.14	16	1097	68.56
1993-94	29	2185	75.34	16	1145	71.56
1994-95	30	2201	73.37	16	1123	70.19
1995-96	34	2484	73.06	16	1095	68.44
1996-97	30	1974	65.80	16	1037	64.81
1997-98	30	2131	71.03	16	1123	70.19
1998-99	33	2279	69.06	16	1036	64.75
1999-00	30	2168	72.27	16	1099	68.69
2000-01	31	2323	74.94	16	1144	71.50
2001-02	35	2582	73.77	16	1144	71.50
2002-03	31	2151	69.39	16	1037	64.81
2003-04	30	2318	77.27	16	1228	76.75
2004-05	34	2466	72.53	16	1128	70.50
2005-06	30	2043	68.10	16	1063	66.44
2006-07	35	2692	76.91	16	1211	75.69
2007-08	34	2489	73.21	16	1159	72.44
2008-09	36	2677	74.36	16	1191	74.44
2009-10	36	2622	72.83	16	1134	70.88
2010-11	31	2165	69.84	16	1118	68.98
2011-12	33	2377	72.03	16	1098	68.63



GAME • TEAM • POINTS • ALL GAMES

RK	PTS	OPPONENT	DATE	RESULT
1	123	Troy	12/05/1995	W • 123-73
2	121	Southeastern Louisiana	11/25/1995	W • 121-78
	121	Union	12/04/1958	W • 121-78
4	120	Alcorn State	12/18/1990	W • 120-65
5	118	Troy	11/30/1993	W • 118-83
6	117	vs. Louisiana College	12/10/1960	W • 117-86
7	115	Union	12/05/1960	W • 115-59
8	114	Samford	12/05/1957	W • 114-57
9	113	Southeastern Louisiana	12/01/1988	W • 113-61
	113	Chicago State	12/04/1975	W • 113-81
	113	Southeastern Louisiana	01/27/1964	W • 113-73
	113	Louisiana College	12/11/1961	W • 113-70
	113	at Tampa	02/15/1957	W • 113-87
14	112	Centenary College	11/29/1989	W • 112-74
15	110	Tennessee Tech	01/05/1993	W • 110-65
	110	Vanderbilt [SEC]	12/06/1979	W • 110-106 • OT
	110	Samford	12/05/1973	W • 110-74

GAME • TEAM • POINTS • SEC GAMES

RK	PTS	OPPONENT	DATE	RESULT
1	110	Vanderbilt	12/06/1979	W • 110-106 • OT
2	105	Auburn	03/04/2004	W • 105-81
	105	at Florida	02/14/1959	W • 105-68
4	104	Ole Miss	01/24/1990	W • 104-102 • 4OT
	104	Florida	02/03/1975	L • 107-104 • 2OT
6	102	Vanderbilt	01/29/1977	W • 102-77
7	101	Ole Miss	01/11/1979	W • 101-92 • 2OT
	101	Ole Miss	01/23/1965	W • 101-72
9	100	Ole Miss	01/27/1975	W • 100-80
	100	at Ole Miss	01/30/1956	W • 100-79

GAME • OPPONENT • POINTS • ALL GAMES

RK	PTS	OPPONENT	DATE	RESULT
1	120	Vanderbilt [SEC]	03/08/1969	L • 120-83
2	118	[6] Kentucky [SEC]	03/08/1975	L • 118-80
3	115	at [13] Arkansas [SEC]	02/20/1993	L • 115-58
4	113	at Louisville	12/08/1954	L • 113-64
5	112	at [5] Kentucky [SEC]	02/01/1975	L • 112-79
6	111	at [2] Kentucky [SEC]	01/05/1970	L • 111-76
	111	at LSU [SEC]	12/22/1967	L • 111-87
8	110	at Tulane [SEC]	02/06/1956	L • 110-72
	110	at [1] Kentucky [SEC]	02/11/1952	L • 110-66
10	109	at Tennessee [SEC]	02/24/1975	L • 109-83
	109	at LSU [SEC]	02/02/1970	L • 109-91
12	108	at Kentucky [SEC]	03/04/1974	L • 108-69
13	107	Florida [SEC]	02/03/1975	L • 107-104 • 2OT
	107	at [8] Kentucky [SEC]	02/17/1968	L • 107-81
15	106	Vanderbilt [SEC]	12/06/1979	W • 110-106 • OT

GAME • OPPONENT • POINTS • NON-CONFERENCE GAMES

RK	PTS	OPPONENT	DATE	RESULT
1	113	at Louisville	12/08/1954	L • 113-64
2	105	at [19] Memphis	01/27/1956	L • 105-73
	105	vs. Miami • Florida	11/19/2015	L • 105-79
4	104	at Virginia Tech	12/19/1964	L • 104-75
5	103	at Austin Peay	01/22/1992	L • 103-97
6	102	at Missouri	12/07/1974	L • 102-78
	102	at Florida State • FSU	02/21/1955	L • 102-86
	102	at Arkansas	12/13/1952	L • 102-71
10	101	Massachusetts • UMass [NIT]	03/13/2012	L • 101-96 • 2OT

ANNUAL TEAM POINTS • ALL GAMES

SEASON	ALL GAMES			SEC ONLY		
	GMS	PTS	PPG	GMS	PTS	PPG
2012-13	32	1940	60.63	18	1060	58.89
2013-14	33	2234	67.70	18	1165	64.72
2014-15	32	1977	61.78	18	1109	61.61
2015-16	31	2323	74.94	18	1313	72.94
2016-17	32	2320	72.50	18	1299	72.17
2017-18	37	2716	73.41	18	1279	71.06
2018-19	34	2628	77.29	18	1354	75.22
2019-20	31	2275	73.39	18	1329	73.83

SEC SCORING OFFENSE CHAMPION • SINCE 1960-61

SEASON	GMS	PTS	PPG
2003-04	30	2318	77.27
1960-61	25	1925	77.00

**CAREER - FIELD GOALS MADE**

RK	FGM	PLAYER	SEASONS	PCT	FGA
1	906	Jeff Malone	1980-81-82-83	51.2	1768
2	774	Rickey Brown	1977-78-79-80	47.7	1624
3	706	Quinnndary Weatherspoon	2016-17-18-19	48.0	1471
	706	Jim Ashmore	1954-55-56-57	41.7	1694
5	684	Ray White	1976-77-78-79	48.4	1414
6	674	Bailey Howell	1957-58-59	52.5	1285
7	603	Jerry Jenkins	1973-74-75	46.2	1305
8	567	Charles Rhodes	2005-06-07-08	56.4	1011
9	563	Cameron Burns	1989-90-91	58.7	959
10	561	Tony Watts	1989-90-91-92	46.1	1217
11	548	Jarvis Varnado	2007-08-09-10	141	930
12	542	Rich Knarr	1973-74-75-76	43.5	1246
13	532	Gavin Ware	2013-14-15-16	56.4	943
14	522	Ravern Johnson	2008-09-10-11	44.8	1166
15	517	Craig Sword	2013-14-15-16	44.9	1152
16	513	Jamont Gordon	2006-07-08	41.4	1238
17	511	Jack Bouldin	1970-71-72	42.9	1191

CAREER - FIELD GOALS ATTEMPTED

RK	FGA	PLAYER	SEASONS	PCT	FGM
1	1768	Jeff Malone	1980-81-82-83	51.2	906
2	1694	Jim Ashmore	1954-55-56-57	41.7	706
3	1624	Rickey Brown	1977-78-79-80	47.7	774
4	1471	Quinnndary Weatherspoon	2016-17-18-19	48.0	706
5	1414	Ray White	1976-77-78-79	48.4	684
6	1305	Jerry Jenkins	1973-74-75	46.2	603
7	1296	Dee Bost	2009-10-11-12	38.4	498
8	1289	Barry Stewart	2007-08-09-10	37.9	489
9	1285	Bailey Howell	1957-58-59	52.5	674
10	1246	Rich Knarr	1973-74-75-76	43.5	542
11	1238	Jamont Gordon	2006-07-08	41.4	513
12	1217	Tony Watts	1989-90-91-92	46.1	561
13	1191	Jack Bouldin	1970-71-72	42.9	511
14	1166	Ravern Johnson	2008-09-10-11	44.8	522
15	1163	Dave Williams	1966-67-68	42.3	492
16	1152	Craig Sword	2013-14-15-16	44.9	517
17	1129	Leland Mitchell	1961-62-63	41.4	467
18	1116	Tyson Carter	2017-18-19-20	41.7	465
19	1084	Timmy Bowers	2001-02-03-04	42.9	465
20	1070	Darryl Wilson	1994-95-96	43.1	461
21	1029	Tang Hamilton	1998-99-2000-01	47.5	489
22	1011	Charles Rhodes	2005-06-07-08	56.1	567

SEASON - FIELD GOALS MADE

RK	FGM	PLAYER	SEASON	PCT	FGA
1	323	Jeff Malone	1982-83	53.1	608
2	270	Jim Ashmore	1956-57	43.8	616
3	231	Rickey Brown	1979-80	49.0	471
	231	Bailey Howell	1958-59	49.8	464
5	227	Jerry Jenkins	1974-75	48.4	469
6	226	Bailey Howell	1957-58	51.5	439
7	225	Jeff Malone	1981-82	54.9	410
	225	Rickey Brown	1976-77	50.8	443
9	219	Jeff Malone	1980-81	49.0	447
10	217	Bailey Howell	1956-57	56.8	382
11	214	Charles Rhodes	2007-08	56.2	381
12	213	Quinnndary Weatherspoon	2018-19	50.8	419
13	212	Dave Williams	1965-66	46.8	453
14	209	Mario Austin	2001-02	55.7	375
15	207	Cameron Burns	1989-90	59.7	347
16	206	Ray White	1975-76	50.6	407
17	202	Horatio Webster	1997-98	47.6	424

ANNUAL FIELD GOAL MAKES LEADERS - ALL GAMES

SEASON	PLAYER	GMS	FGM-FGA	PCT
1953-54	Gerald Caveness	19	125-341	36.7
1954-55	Jim Ashmore	23	193-465	41.5
1955-56	Jim Ashmore	24	186-455	40.9
1956-57	Jim Ashmore	25	270-616	43.8
1957-58	Bailey Howell	25	226-439	51.5
1958-59	Bailey Howell	25	231-464	49.8
1959-60	Charles Hull	25	155-332	46.7
1960-61	Jerry Graves	25	158-293	53.9
1961-62	Leland Mitchell	25	162-408	39.7
1962-63	Leland Mitchell	28	179-408	43.9
1963-64	Doug Hutton	26	162-388	41.8
1964-65	Bill Chumbler	26	144-365	39.5
1965-66	Dave Williams	25	212-453	46.8
1966-67	Dave Williams	25	146-371	39.4
1967-68	Tom Payne	26	142-302	47.0
1968-69	Manuel Washington	25	137-338	40.5
1969-70	Jack Bouldin	24	152-353	43.1
1970-71	Jack Bouldin	25	190-409	46.5
1971-72	Jack Bouldin	26	169-429	39.4
1972-73	Rich Knarr	26	185-426	43.4
1973-74	Jerry Jenkins	26	199-418	47.6
1974-75	Jerry Jenkins	26	227-469	48.4
1975-76	Ray White	26	406-407	50.6
1976-77	Rickey Brown	27	225-443	50.8
1977-78	Ray White	26	151-318	47.5
1978-79	Rickey Brown	23	178-370	48.1
1979-80	Rickey Brown	27	231-471	49.0
1980-81	Jeff Malone	27	219-447	49.0
1981-82	Jeff Malone	27	225-410	54.9
1982-83	Jeff Malone	29	323-608	53.1
1983-84	Ken Harvey	28	158-319	49.5
1984-85	Ken Harvey	27	157-288	54.5
1985-86	Chauncey Robinson	30	170-332	51.2
1986-87	Hubert Henderson	28	165-370	44.6
1987-88	Reginald Boykin	29	113-265	42.6
1988-89	Cameron Burns	28	167-249	67.1
1989-90	Cameron Burns	30	207-347	59.7
1990-91	Cameron Burns	29	189-363	52.1
1991-92	Tony Watts	28	199-413	48.2
1992-93	Orien Watson	29	161-353	45.6
1993-94	Erick Dampier	29	133-226	58.9
	Darryl Wilson	29	133-314	42.4
1994-95	Erick Dampier	30	153-239	64.0
1995-96	Dontae' Jones	33	198-418	47.4
1996-97	Horatio Webster	29	179-381	47.0
1997-98	Horatio Webster	30	202-424	47.6
1998-99	Tyrone Washington	33	158-315	50.2
1999-2000	Tang Hamilton	30	161-342	47.7
2000-01	Tang Hamilton	31	144-289	49.8
2001-02	Mario Austin	35	209-375	55.7
2002-03	Timmy Bowers	31	162-346	46.8
2003-04	Lawrence Roberts	30	175-337	51.9
2004-05	Lawrence Roberts	32	171-382	44.8
2005-06	Charles Rhodes	29	154-273	56.4
2006-07	Jamont Gordon	35	181-432	41.9
2007-08	Charles Rhodes	31	214-381	56.2
2008-09	Jarvis Varnado	36	180-328	54.9
2009-10	Jarvis Varnado	36	184-316	58.2
2010-11	Ravern Johnson	28	162-377	43.0
2011-12	Arnett Moultrie	30	180-328	54.9
2012-13	Craig Sword	32	120-296	40.5



SEASON • FIELD GOALS ATTEMPTED

RK	FGA	PLAYER	SEASON	PCT	FGM
1	616	Jim Ashmore	1956-57	43.8	270
2	608	Jeff Malone	1982-83	53.1	323
3	471	Rickey Brown	1979-80	49.0	231
4	469	Jerry Jenkins	1974-75	48.4	227
5	465	Jamont Gordon	2007-08	41.5	193
	465	Jim Ashmore	1954-55	41.5	193
7	464	Bailey Howell	1958-59	49.8	231
8	455	Jim Ashmore	1955-56	40.9	186
9	453	Dave Williams	1965-66	46.8	212
10	447	Jeff Malone	1980-81	49.0	219
11	443	Rickey Brown	1976-77	50.8	225
12	439	Bailey Howell	1957-58	51.5	226
13	432	Jamont Gordon	2006-07	41.9	181
14	429	Jack Bouldin	1971-72	39.4	169
15	426	Rich Knarr	1972-73	43.4	185
16	424	Horatio Webster	1997-98	47.6	202
17	419	Quinnndary Weatherspoon	2018-19	50.8	213
18	418	Dontae' Jones	1995-96	47.4	188
	418	Jerry Jenkins	1973-74	47.6	199
	418	Jerry Jenkins	1972-73	42.3	177
21	413	Tony Watts	1991-92	48.2	199
22	410	Jeff Malone	1981-82	54.9	225
23	409	Jack Bouldin	1970-71	46.5	190
24	408	Leland Mitchell	1962-63	43.9	179
	408	Leland Mitchell	1961-62	39.7	162
26	407	Ray White	1975-76	50.6	206
27	406	Dee Bost	2011-12	39.2	159

GAME • FIELD GOALS MADE

RK	FGM	PLAYER	OPPONENT	DATE
1.	18	Rickey Brown	Auburn	03/07/1977
2.	16	Raymond Brown	Florida	03/02/1985
	16	Jeff Malone	at Auburn	01/03/1983
	16	Ray White	Indiana State	12/01/1975
	16	Jerry Jenkins	Arkansas	12/04/1974
	16	Rich Knarr	at Texas	12/03/1973
	16	Bailey Howell	at Mississippi College	12/08/1956
8.	15	Jeff Malone	Alabama	01/31/1983
	15	Jeff Malone	LSU	01/24/1983
	15	Jeff Malone	Ole Miss	01/22/1983
	15	Jeff Malone	Vanderbilt	01/08/1983
	15	Jeff Malone	Vanderbilt	01/02/1982
	15	Rich Knarr	at Auburn	01/20/1975
	15	Bailey Howell	at Florida	12/14/1959
	15	Bailey Howell	Union	12/04/1958
	15	Bailey Howell	LSU	02/22/1958
	15	Bailey Howell	Rhodes College	12/07/1957
	15	Jim Ashmore	at Memphis	01/26/1957
	15	Jim Ashmore	Ole Miss	01/19/1957
	15	Jim Ashmore	at Alabama	01/07/1957
	15	Jim Ashmore	Arkansas State	01/21/1956
	15	Herb Hargett	at Auburn	02/24/1951

ANNUAL FIELD GOAL MAKES LEADERS • ALL GAMES

SEASON	PLAYER	GMS	FGM-FGA	PCT
2013-14	Craig Sword	32	157-324	48.5
2014-15	Gavin Ware	30	110-220	50.0
2015-16	Gavin Ware	30	183-298	61.4
2016-17	Quinnndary Weatherspoon	29	173-369	46.9
2017-18	Quinnndary Weatherspoon	37	187-386	48.4
2018-19	Quinnndary Weatherspoon	34	213-419	50.8
2019-20	Reggie Perry	31	183-366	50.0

FIELD GOAL MAKES LEADER • 3 SEASONS

PLAYER	SEASONS
Quinnndary Weatherspoon	2017-18-19
Cameron Burns	1989-90-91
Jeff Malone	1981-82-83
Rickey Brown	1977-79-80
Jack Bouldin	1969-70-71
Jim Ashmore	1955-56-57

GAME • FIELD GOALS ATTEMPTED

RK	FGA	PLAYER	OPPONENT	DATE
1.	33	Dave Williams	at Auburn	01/03/1966
	33	Jim Ashmore	Ole Miss	01/19/1957
	33	Gerald Caveness	at Tennessee	02/13/1954
4.	31	Rickey Brown	Georgia	02/19/1977
	31	Jim Ashmore	Tennessee	02/09/1957
6.	30	Bailey Howell	Murray State	01/24/1959
	30	Jim Ashmore	at Alabama	01/07/1957
	30	Jim Ashmore	at Murray State	12/31/1956
9.	29	Jim Ashmore	at LSU	02/22/1957
	29	Jim Ashmore	at Tampa	02/15/1957
11.	28	Jeff Malone	Vanderbilt	01/08/1983
	28	Jeff Malone	at Auburn	01/03/1983
	28	Rickey Brown	at [3] Kentucky	02/20/1980
	28	Jerry Jenkins	Florida	02/03/1975
	28	Jim Ashmore	at Ole Miss	02/28/1957
	28	Jim Ashmore	at Memphis	01/26/1957
	28	Jim Ashmore	Samford	12/11/1954

**SEASON - FIELD GOALS MADE - ALL GAMES**

RK	FGM	TEAM	GMS	FGA	PCT	FGM/PG
1	1000	2017-18	37	2151	46.5	27.03
2	951	2006-07	35	2071	45.9	27.17
3	943	2001-02	35	1965	48.0	26.94
4	936	2018-19	34	1982	47.2	27.53
5	897	2009-10	36	2065	43.4	24.92
6	892	1978-79	28	1739	51.3	31.86
7	890	2008-09	36	2058	43.2	24.72
8	885	2007-08	34	1922	46.0	26.03
9	881	1995-96	34	1842	47.8	25.91
10	870	2004-05	34	1958	44.4	25.59
	870	1974-75	26	1859	46.8	33.46

SEASON - FIELD GOALS ATTEMPTED - ALL GAMES

RK	FGA	TEAM	GMS	FGM	PCT	FGA/PG
1	2151	2017-18	37	1000	46.5	58.14
2	2071	2006-07	35	951	45.9	59.17
3	2065	2009-10	36	897	43.4	57.36
4	2058	2008-09	36	890	43.2	57.17
5	1982	2018-19	34	936	47.2	58.29
6	1965	2001-02	35	943	48.0	56.14
	1965	1955-56	24	693	35.3	81.88
8	1958	2004-05	34	870	44.4	57.59
9	1922	2007-08	34	885	46.0	56.53
10	1898	1998-99	33	838	44.2	57.52

SEASON - FG MADE PER GAME - ALL GAMES

RK	FGM/PG	TEAM	GMS	PCT	FGM-FGA
1	33.46	1974-75	26	46.8	870-1859
2	31.86	1978-79	28	51.3	892-1739
3	31.85	1975-76	26	48.1	828-1720
4	31.73	1973-74	26	48.6	825-1698
5	31.63	1976-77	27	45.4	854-1883
6	31.23	1972-73	26	44.8	812-1813
7	30.63	1979-80	27	46.5	827-1779
8	30.36	1956-57	25	42.8	759-1774
9	29.62	1990-91	29	48.0	859-1789
10	29.56	1965-66	25	43.8	739-1687

SEASON - FG ATTEMPTED PER GAME - ALL GAMES

RK	FGA/PG	TEAM	GMS	PCT	FGM-FGA
1	81.88	1955-56	24	35.3	693-1965
2	74.17	1954-55	23	33.2	566-1706
3	71.50	1974-75	26	46.8	870-1859
4	71.10	1953-54	21	34.8	520-1493
5	70.96	1956-57	25	42.8	759-1774
6	70.54	1969-70	24	41.1	695-1693
7	69.74	1976-77	27	45.4	854-1883
8	69.73	1972-73	26	44.8	812-1813
9	67.48	1965-66	25	43.8	739-1687
10	67.28	1961-62	25	42.3	711-1682

ANNUAL TEAM FIELD GOALS - ALL GAMES**SEC ONLY**

SEASON	GMS	FGM-FGA	PCT	GMS	FGM-FGA	PCT
1953-54	21	520-1493	34.8			
1954-55	23	566-1706	33.2			
1955-56	24	693-1965	35.3			
1956-57	25	759-1774	42.8			
1957-58	25	674-1628	41.4			
1958-59	24	663-1453	45.6			
1959-60	25	622-1516	41.0			
1960-61	25	696-1574	44.2			
1961-62	25	711-1682	42.3			
1962-63	28	792-1777	44.6			
1963-64	26	720-1725	41.7			
1964-65	26	733-1714	42.8			
1965-66	25	739-1687	43.8			
1966-67	25	667-1496	44.6			
1967-68	26	676-1635	41.3			
1968-69	25	668-1651	40.5			
1969-70	24	695-1693	41.1			
1970-71	25	668-1479	45.2			
1971-72	26	712-1670	42.6			
1972-73	26	812-1813	44.8			
1973-74	26	825-1698	48.6			
1974-75	26	870-1859	46.8			
1975-76	26	828-1720	48.1			
1976-77	27	854-1883	45.4			
1977-78	27	768-1590	48.3			
1978-79	28	892-1739	51.3			
1979-80	27	827-1779	46.5			
1980-81	27	726-1532	47.4			
1981-82	27	539-1077	50.0			
1982-83	29	791-1558	50.8			
1983-84	28	627-1327	47.2			
1984-85	28	755-1476	51.2			
1985-86	30	757-1608	47.1			
1986-87	28	652-1539	42.4	18	390-967	40.3
1987-88	29	694-1587	43.7	18	402-943	42.6
1988-89	28	787-1593	49.4	18	513-1054	48.7
1989-90	30	825-1756	47.0	18	508-1070	47.5
1990-91	29	859-1789	48.0	18	519-1078	48.1
1991-92	28	817-1695	48.2	16	463-973	47.6
1992-93	29	772-1705	45.3	16	410-959	42.8
1993-94	29	785-1719	45.7	16	408-929	43.9
1994-95	30	766-1721	44.5	16	375-891	42.1
1995-96	34	881-1842	47.8	16	382-853	44.8
1996-97	30	698-1653	42.2	16	368-828	44.4
1997-98	30	806-1774	45.4	16	420-951	44.2
1998-99	33	838-1898	44.2	16	374-885	42.3
1999-2000	30	803-1772	45.3	16	412-937	44.0
2000-01	31	845-1890	44.7	16	411-952	43.2
2001-02	35	943-1965	48.0	16	412-878	46.9
2002-03	31	806-1718	46.9	16	390-844	46.2
2003-04	30	822-1766	46.5	16	436-927	47.0
2004-05	34	870-1958	44.4	16	396-894	44.3
2005-06	30	748-1682	44.5	16	399-913	43.7
2006-07	35	951-2071	45.9	16	432-958	45.1
2007-08	34	885-1922	46.0	16	409-869	47.1
2008-09	36	890-2058	43.2	16	389-943	41.3
2009-10	36	897-2065	43.4	16	388-948	40.9
2010-11	31	739-1701	43.4	16	380-853	44.5
2011-12	33	854-1880	45.4	16	387-871	44.4
2012-13	32	670-1672	40.1	18	364-926	39.3
2013-14	33	785-1776	44.2	18	402-953	42.2



SEASON • FIELD GOALS MADE • SEC GAMES • SINCE 1986-87

RK	FGM	TEAM	GMS	FGA	PCT	FGM/PG
1	519	1990-91	18	1078	48.1	28.83
2	513	1988-89	18	1054	48.7	28.50
3	508	1989-90	18	1070	47.5	28.22
4	477	2018-19	18	1032	46.2	26.50
5	476	2015-16	18	1068	44.6	26.44

SEASON • FIELD GOALS ATTEMPTED • SEC GAMES • SINCE 1986-87

RK	FGA	TEAM	GMS	FGM	PCT	FGA/PG
1	1078	1990-91	18	519	48.1	59.89
2	1070	1989-90	18	508	47.5	59.44
3	1068	2015-16	18	476	44.6	59.33
4	1054	1988-89	18	513	48.7	58.56
5	1047	2017-18	18	472	45.1	58.17

SEASON • FG MADE PER GAME • SEC GAMES • SINCE 1986-87

RK	FGM/PG	TEAM	GMS	PCT	FGM-FGA
1	28.94	1991-92	16	47.6	463-973
2	28.83	1990-91	18	48.1	519-1078
3	28.50	1988-89	18	48.7	513-1054
4	28.22	1989-90	18	47.5	508-1070
5	27.25	2003-04	16	47.0	436-927

SEASON • FG ATTEMPTED PER GAME • SEC GAMES • SINCE 1986-87

RK	FGA/PG	TEAM	GMS	PCT	FGM-FGA
1	60.81	1991-92	16	47.6	463-973
2	59.94	1992-93	16	42.8	410-959
3	59.89	1990-91	18	48.1	519-1078
4	59.88	2006-07	16	45.1	432-958
5	59.50	2000-01	16	43.2	411-952

GAME • TEAM • FIELD GOALS MADE

RK	FGM	OPPONENT	DATE
1.	50	Southeastern Louisiana	01/27/1964
2.	49	vs. Louisiana College	12/10/1960
	49	Mississippi College	01/08/1951
4.	48	Chicago State	12/04/1975
	48	Christian Brothers	12/19/1962
6.	47	Troy	12/05/1995
	47	Vanderbilt [SEC]	12/06/1979
	47	Samford	12/05/1973
	47	at Delta State	01/29/1962
10.	46	Florida [SEC]	02/03/1975
	46	Union	12/04/1958
12.	45	vs. Louisiana-Monroe • ULM	12/15/2001
	45	Nicholls State	11/17/2001
	45	Troy	11/30/1993
	45	Ole Miss [SEC]	01/27/1975
	45	Samford	12/05/1957
	45	Samford	12/03/1956
	45	Samford	12/02/1955

ANNUAL TEAM FIELD GOALS • ALL GAMES

SEC ONLY

SEASON	GMS	FGM-FGA	PCT	GMS	FGM-FGA	PCT
2014-15	32	669-1557	43.0	18	360-856	42.1
2015-16	31	850-1862	45.6	18	476-1068	44.6
2016-17	32	821-1849	44.4	18	456-1040	43.8
2017-18	37	1000-2151	46.5	18	472-1047	45.1
2018-19	34	936-1982	47.2	18	477-1032	46.2
2019-20	31	802-1713	46.8	18	467-1005	46.5

SEC FIELD GOAL PERCENTAGE CHAMPIONS • SINCE 1960-61

SEASON	GMS	FGM-FGA	PCT
2001-02	35	943-1965	48.0

GAME • TEAM • FIELD GOALS ATTEMPTED

RK	FGA	OPPONENT	DATE
1.	115	Samford	12/02/1955
2.	112	Union	12/05/1960
3.	107	Louisiana College	12/11/1961
4.	105	Southeastern Louisiana	01/27/1964
5.	103	Virginia Tech	12/19/1964
6.	101	Rhodes College	12/12/1955
	101	at Tennessee [SEC]	02/23/1952
8.	99	Tennessee [SEC]	01/05/1953
9.	98	Delta State	12/09/1961
10.	97	Louisiana College	12/12/1959
11.	96	at Ole Miss [SEC]	02/17/1973
	96	Christian Brothers	12/19/1962
13.	95	at Delta State	01/29/1962
14.	94	Tulane [SEC]	02/04/1963
15.	93	at Kentucky [SEC]	02/12/1973

**CAREER - FIELD GOAL PERCENTAGE - MIN: 200 FGM**

RK	PCT	PLAYER	SEASONS	FTM-FTA
1	60.9	Abdul Ado	2018-19-20	232-381
2	58.9	Jarvis Varnado	2007-08-09-10	548-930
3	58.7	Erick Dampier	1994-95-96	481-819
		Cameron Burns	1989-90-91	563-959
5	57.8	Wiley Peck	1976-77-78-79	439-759
6	56.6	Larry Fry	1973-74-75	431-761
7	56.4	Gavin Ware	2013-14-15-16	532-943
8	56.3	Robert Jackson	1999-2000-01	323-574
9	56.1	Charles Rhodes	2005-06-07-08	567-1011
10	53.3	Raymond Brown	1985-86	261-490
11	53.1	Mario Austin	2000-01-02	457-861
12	53.0	Greg Carter	1988-89-90-91	435-820
13	52.9	Marcus Campbell	2002-03-04-05	241-456
14	52.8	Greg Grim	1978-79-80	418-792
15	52.5	Bailey Howell	1957-58-59	674-1285
16	51.9	Ken Harvey	1984-85	315-607
17	51.2	Jeff Malone	1980-81-82-83	906-1768
18	50.9	Aric Holman	2016-17-18-19	384-754
19	50.7	Renardo Sidney	2011-12	215-424
20	50.1	Reggie Perry	2019-20	301-601
		Taylor Williams	1975-76	217-433

SEASON - FIELD GOAL PERCENTAGE - MIN: 75 FGM

RK	PCT	PLAYER	SEASON	FTM-FTA
1	67.1	Cameron Burns	1988-89	167-249
2	66.5	Bill Singletary	1973-74	125-188
3	64.7	Jarvis Varnado	2006-07	75-116
4	64.4	Wiley Peck	1978-79	154-239
5	64.1	Jarvis Varnado	2007-08	109-170
6	64.0	Erick Dampier	1994-95	153-239
7	62.3	Tony Robinson	1984-85	104-167
8	61.5	Abdul Ado	2017-18	112-182
9	61.4	Gavin Ware	2015-16	183-298
10	60.7	Erwin Dillon	1984-85	85-140
11	60.5	Larry Fry	1973-74	141-233
12	60.2	Butch Pierre	1981-82	80-133

**ANNUAL FIELD GOAL PERCENTAGE LEADERS - ALL GAMES
MIN - 75 FGM**

SEASON	PLAYER	GMS	FGM-FGA	PCT
1953-54	Harold Blalock	21	76-198	38.4
1954-55	Jim Ashmore	23	193-465	41.5
1955-56	Jim Ashmore	24	186-455	40.9
1956-57	Bailey Howell	25	217-382	56.8
1957-58	Bailey Howell	25	226-439	51.5
1958-59	Bailey Howell	25	231-464	49.8
1959-60	David Glasgow	25	96-185	51.9
1960-61	Jerry Graves	25	158-293	53.9
1961-62	Doug Hutton	25	91-189	48.1
1962-63	Joe Dan Gold	27	143-284	50.4
1963-64	Aubrey Nichols	26	98-208	47.1
1964-65	Gary Washington	26	110-216	50.9
1965-66	John Sapan	25	100-213	46.9
1966-67	John Sapan	25	95-204	46.6
1967-68	Tom Payne	26	142-302	47.0
1968-69	Randy Hodges	23	81-175	46.3
1969-70	John Guyton	24	150-312	48.1
1970-71	Malcolm Wesson	25	115-243	47.3
1971-72	Jeff Watkins	26	106-189	56.1
1972-73	Larry Fry	26	123-236	52.1
1973-74	Bill Singletary	26	125-188	66.5
1974-75	Larry Fry	26	167-292	57.2
1975-76	Wiley Peck	25	83-154	53.9
1976-77	Wiley Peck	27	104-195	53.3
1977-78	Wiley Peck	27	98-171	57.3
1978-79	Wiley Peck	28	154-239	64.4
1979-80	Greg Grim	27	171-330	51.8
1980-81	Ron White	25	80-147	54.4
1981-82	Butch Pierre	27	80-133	60.2
1982-83	Terry Lewis	29	180-333	54.1
1983-84	Tracy Taylor	28	82-164	50.0
1984-85	Tony Robinson	25	104-167	62.3
1985-86	Raymond Brown	30	158-289	54.7
1986-87	Anthony Blakeney	28	132-290	45.5
1987-88	Carl Nichols	29	99-186	53.2
1988-89	Cameron Burns	28	167-249	67.1
1989-90	Cameron Burns	30	207-347	59.7
1990-91	Greg Carter	29	170-301	56.5
1991-92	Eric Stevens	27	105-198	53.0
1992-93	Johnny Walker	29	117-235	49.8
1993-94	Bubba Wilson	29	76-127	59.8
1994-95	Erick Dampier	30	153-239	64.0
1995-96	Erick Dampier	34	195-354	55.1
1996-97	Trey Moore	30	132-275	48.0
1997-98	Tyrone Washington	29	147-277	53.1
1998-99	Oral Roberts	33	92-171	53.8
1999-2000	Robert Jackson	28	133-222	59.9
2000-01	Robert Jackson	25	114-209	54.5
2001-02	Mario Austin	35	209-375	55.7
2002-03	Mario Austin	25	149-279	53.4
2003-04	Marcus Campbell	30	76-136	55.9
2004-05	Marcus Campbell	32	82-158	51.9
2005-06	Charles Rhodes	29	154-273	56.4
2006-07	Jarvis Varnado	35	75-116	64.7
2007-08	Jarvis Varnado	34	109-170	64.1
2008-09	Jarvis Varnado	36	180-328	54.9
2009-10	Jarvis Varnado	36	184-316	58.2
2010-11	Renardo Sidney	19	105-203	51.7
2011-12	Arnett Moultrie	30	180-328	54.9
2012-13	Gavin Ware	32	110-203	54.2



SEASON • FIELD GOAL PERCENTAGE • ALL GAMES

RK	PCT	TEAM	GMS	FGM-FGA	FGM-FGA/PG
1	51.3	1978-79	28	892-1739	31.86-62.11
2	51.2	1984-85	28	755-1476	26.96-52.71
3	50.8	1982-83	29	791-1558	27.28-53.72
4	50.0	1981-82	27	539-1077	19.96-39.89
5	49.4	1988-89	28	787-1593	28.11-56.89
6	48.6	1973-74	26	825-1698	31.73-65.31
7	48.3	1977-78	27	768-1590	28.44-58.89
8	48.2	1991-92	28	817-1695	29.18-60.54
9	48.1	1975-76	26	828-1720	31.85-66.15
10	48.0	2001-02	35	943-1965	26.94-56.14
	48.0	1990-91	29	859-1789	29.62-61.69

SEASON • LOW FIELD GOAL PERCENTAGE • ALL GAMES

RK	PCT	TEAM	GMS	FGM-FGA	FGM-FGA/PG
1	33.2	1954-55	23	566-1706	24.61-74.17
2	34.8	1953-54	21	520-1493	24.76-71.10
3	35.3	1955-56	24	693-1965	28.88-81.88
4	40.1	2012-13	32	670-1672	20.94-52.25
5	40.5	1968-69	25	668-1651	26.72-66.04

SEASON • FIELD GOAL PERCENTAGE • SEC GAMES • SINCE 1986-87

RK	PCT	TEAM	GMS	FGM-FGA	FGM-FGA/PG
1	48.7	1988-89	18	513-1054	28.50-58.56
2	48.1	1990-91	18	519-1078	28.83-59.89
3	47.6	1991-92	16	463-973	28.94-60.81
4	47.5	1989-90	18	508-1070	28.22-59.44
5	47.1	2007-08	16	409-869	25.56-54.31

SEASON • LOW FIELD GOAL PERCENTAGE • SEC GAMES • SINCE 1986-87

RK	PCT	TEAM	GMS	FGM-FGA	FGM-FGA/PG
1	39.3	2012-13	18	364-926	20.22-51.44
2	40.3	1986-87	18	390-967	21.67-53.72
3	40.9	2009-10	16	388-948	24.25-59.25
4	41.3	2008-09	16	389-943	24.31-58.94
5	42.1	2014-15	18	360-856	20.00-47.56
	42.1	1994-95	16	375-891	23.44-55.69

ANNUAL FIELD GOAL PERCENTAGE LEADERS • ALL GAMES

MIN - 75 FGM

SEASON	PLAYER	GMS	FGM-FGA	PCT
2013-14	Gavin Ware	33	129-222	58.1
2014-15	Roquez Johnson	32	98-186	52.7
2015-16	Gavin Ware	30	183-298	61.4
2016-17	Aric Holman	32	104-210	49.5
2017-18	Abdul Ado	36	112-182	61.5
2018-19	Quinnndary Weatherspoon	34	213-419	50.8
2019-20	Reggie Perry	31	183-366	50.0

NCAA FIELD GOAL PERCENTAGE CHAMPIONS • SINCE 1956-57

SEASON	PLAYER	GMS	FGM-FGA	PCT
1956-57	Bailey Howell	25	217-382	56.8

SEC FIELD GOAL PERCENTAGE CHAMPIONS • SINCE 1956-57

SEASON	PLAYER	GMS	FGM-FGA	PCT
2015-16	Gavin Ware	30	183-298	61.4
2009-10	Jarvis Varnado	36	184-316	58.2
1997-98	Tyrone Washington	29	147-277	53.1
1994-95	Erick Dampier	30	153-239	64.0
1989-90	Cameron Burns	30	207-347	59.7
1978-79	Wiley Peck	28	154-239	64.4
1973-74	Bill Singletary	26	125-188	66.5
1956-57	Bailey Howell	25	217-382	56.8

FIELD GOAL PERCENTAGE LEADERS • 4 SEASONS

PLAYER	SEASONS
Jarvis Varnado	2007-08-09-10
Wiley Peck	1976-77-78-79

FIELD GOAL PERCENTAGE LEADERS • 3 SEASONS

PLAYER	SEASONS
Gavin Ware	2013-14-16
Bailey Howell	1957-58-59

**CAREER - 3-POINT FIELD GOALS MADE**

RK	3FGM	PLAYER	SEASONS	PCT	3FGA
1	280	Barry Stewart	2007-08-09-10	35.9	779
2	260	Ravern Johnson	2008-09-10-11	39.8	654
3	258	Darryl Wilson	1994-95-96	40.0	645
4	237	Dee Bost	2009-10-11-12	34.3	690
5	216	Tyson Carter	2017-18-19-20	34.6	624
6	197	Timmy Bowers	2001-02-03-04	37.0	533
7	194	Lamar Peters	2017-18-19	34.6	561
8	187	Quinndary Weatherspoon	2016-17-18-19	36.8	508
9	166	Fred Thomas	2013-14-15-16	30.1	551
	166	Tony Watts	1989-90-91-92	37.0	449
11	164	Marcus Grant	1992-93-94-95	35.6	461
12	161	Bart Hyche	1996-97-98-99	33.3	483
13	160	Winsome Frazier	2002-03-04-05	34.6	462

CAREER - 3-POINT FIELD GOALS ATTEMPTED

RK	3FGA	PLAYER	SEASONS	PCT	3FGM
1	779	Barry Stewart	2007-08-09-10	35.9	280
2	690	Dee Bost	2009-10-11-12	34.3	237
3	654	Ravern Johnson	2008-09-10-11	39.8	260
4	645	Darryl Wilson	1994-95-96	40.0	258
5	624	Tyson Carter	2017-18-19	34.6	216
6	561	Lamar Peters	2017-18-19	34.6	194
7	551	Fred Thomas	2013-14-15-16	30.1	166
8	533	Timmy Bowers	2001-02-03-04	37.0	197
9	508	Quinndary Weatherspoon	2016-17-18-19	36.8	187
10	483	Bart Hyche	1996-97-98-99	33.3	119
11	462	Winsome Frazier	2002-03-04-05	34.6	160
12	461	Marcus Grant	1992-93-94-95	35.6	164
13	449	Tony Watts	1989-90-91-92	37.0	166

CAREER - 3-POINT FIELD GOAL PERCENTAGE - MIN: 70 3FGM

RK	PCT	PLAYER	SEASONS	FGM-FGA
1	41.7	Shane Power	2004-05	95-228
2	40.7	Marcus Bullard	1995-96	99-243
3	40.0	Darryl Wilson	1994-95-96	258-645
4	39.8	Ravern Johnson	2008-09-10-11	260-654
5	39.4	Riley Benock	2008-09-10-11	102-259
6	38.2	Aric Holman	2016-17-18-19	96-251
7	38.0	Ben Hansbrough	2007-08	109-287
	38.0	Orien Watson	1991-92-93	71-187
9	37.9	Reginald Delk	2006-07	122-322
10	37.1	Doug Hartsfield	1988-89-90-91	111-299
11	37.0	Timmy Bowers	2001-02-03-04	197-533
	37.0	Tony Watts	1989-90-91-92	166-449

ANNUAL THREE-POINT MAKES LEADERS - ALL GAMES

SEASON	PLAYER	GMS	3FGM-FGA	PCT
1986-87	Hubert Henderson	28	27-79	34.2
1987-88	Doug Hartsfield	28	27-62	43.6
	Todd Merritt	27	27-73	37.0
1988-89	Tony Watts	27	30-77	39.0
1989-90	Tony Watts	30	44-145	30.3
1990-91	Tony Watts	28	31-85	36.5
1991-92	Tony Watts	28	61-142	43.0
1992-93	Marcus Grant	28	51-119	42.9
1993-94	Darryl Wilson	29	67-181	37.0
1994-95	Darryl Wilson	30	94-227	41.4
1995-96	Darryl Wilson	34	97-237	40.9
1996-97	Bart Hyche	30	75-205	36.6
1997-98	Bart Hyche	26	39-122	32.0
1998-99	Detrick White	33	58-176	33.0
1999-2000	Antonio Jackson	30	65-169	38.5
2000-01	Antonio Jackson	31	59-182	32.4
2001-02	Timmy Bowers	32	50-136	36.8
2002-03	Timmy Bowers	31	70-170	41.2
2003-04	Timmy Bowers	30	71-202	35.1
2004-05	Winsome Frazier	26	59-161	36.6
2005-06	Reginald Delk	30	59-144	41.0
2006-07	Barry Stewart	35	68-174	39.1
2007-08	Ben Hansbrough	30	62-173	35.8
	Barry Stewart	34	62-186	33.3
2008-09	Ravern Johnson	36	83-210	39.5
2009-10	Ravern Johnson	35	87-214	40.7
2010-11	Ravern Johnson	28	83-206	40.3
2011-12	Dee Bost	33	75-217	34.6
2012-13	Fred Thomas	32	41-172	23.8
2013-14	Fred Thomas	31	46-144	31.9
2014-15	Fred Thomas	31	47-137	34.3
2015-16	Malik Newman	29	61-161	37.9
2016-17	Lamar Peters	30	59-161	36.6
2017-18	Tyson Carter	37	58-170	34.1
2018-19	Lamar Peters	34	86-223	38.6
2019-20	Tyson Carter	31	54-168	32.1

SEC THREE-POINT FIELD GOALS CHAMPIONS - SINCE 1986-87

SEASON	PLAYER	GMS	3FGM	AVG
1994-95	Darryl Wilson	30	94	3.1

THREE-POINT MAKES LEADER - 4 SEASONS

PLAYER	SEASONS
Tony Watts	1989-90-91-92

THREE-POINT MAKES LEADER - 3 SEASONS

PLAYER	SEASONS
Fred Thomas	2013-14-15
Ravern Johnson	2009-10-11
Timmy Bowers	2002-03-04
Darryl Wilson	1994-95-96

SEASON - 3-POINT FIELD GOALS MADE

RK	3FGM	PLAYER	SEASON	PCT	3FGA
1	97	Darryl Wilson	1995-96	40.9	237
2	94	Darryl Wilson	1994-95	41.4	227
3	87	Ravern Johnson	2009-10	40.7	214
4	86	Lamar Peters	2018-19	38.6	223
5	83	Ravern Johnson	2010-11	40.3	206
	83	Ravern Johnson	2008-09	39.5	210
7	78	Barry Stewart	2009-10	35.1	222
8	75	Dee Bost	2011-12	34.6	217
	75	Bart Hyche	1996-97	36.6	205
10	72	Barry Stewart	2008-09	36.5	197
11	71	Timmy Bowers	2003-04	35.1	202
12	70	Jalen Steele	2011-12	39.3	178
	70	Dee Bost	2009-10	35.2	199
	70	Timmy Bowers	2002-03	41.2	170
	70	Marcus Bullard	1995-96	40.7	172

SEASON - 3-POINT FIELD GOALS ATTEMPTED

RK	3FGA	PLAYER	SEASON	PCT	3FGM
1	237	Darryl Wilson	1995-96	40.9	97
2	227	Darryl Wilson	1994-95	41.4	94
3	223	Lamar Peters	2018-19	38.6	86
4	222	Barry Stewart	2009-10	35.1	78
5	217	Dee Bost	2011-12	34.6	75
6	214	Ravern Johnson	2009-10	40.7	87
7	210	Ravern Johnson	2008-09	39.5	83
8	206	Ravern Johnson	2010-11	40.3	83
9	205	Bart Hyche	1996-97	36.6	75
10	202	Timmy Bowers	2003-04	35.1	71

SEASON - 3-POINT FIELD GOAL PERCENTAGE - MIN: 35 3-PT FGM

RK	PCT	PLAYER	SEASON	FGM-FGA
1	48.1	Shane Power	2003-04	38-79
2	44.0	Aric Holman	2017-18	37-84
3	43.0	Tony Watts	1991-92	61-142
4	42.9	Aric Holman	2018-19	45-105
	42.9	Marcus Grant	1992-93	51-119
	42.9	Doug Hartsfield	1989-90	42-98
7	42.4	Riley Benock	2010-11	50-118
8	42.2	Orien Watson	1992-93	43-102
9	41.4	Darryl Wilson	1994-95	94-227
10	41.2	Ben Hansbrough	2006-07	47-114
	41.2	Timmy Bowers	2002-03	70-140
12	41.0	Reginald Delk	2005-06	59-144
13	40.9	Darryl Wilson	1995-96	97-237
14	40.8	Shane Power	2004-05	58-142
15	40.7	Ravern Johnson	2009-10	87-214
	40.7	Marcus Bullard	1995-96	70-142
17	40.3	Ravern Johnson	2010-11	83-206

GAME - 3-POINT FIELD GOALS MADE

RK	3FGM	PLAYER	OPPONENT	DATE
1	8	Lamar Peters	vs. Clemson	12/08/2018
8		Lamar Peters	McNeese State	12/04/2018
8		Winsome Frazier	Missouri-Kansas City	11/23/2004
8		Marckell Patterson	[8] Florida	01/10/2001
8		Antonio Jackson	at California	11/13/2000
8		Darryl Wilson	[21] Alabama	03/04/1995
7	7	Lamar Peters	Missouri	01/25/2017
7	7	Malik Newman	Ole Miss	01/23/2016
7	7	Dee Bost	Troy	12/10/2011
7	7	Ravern Johnson	South Carolina	03/05/2011
7	7	Ravern Johnson	Troy	11/26/2010
7	7	Dee Bost	Auburn	02/13/2010
7	7	Reginald Delk	at Arkansas	03/01/2006
7	7	Antonio Jackson	Alabama	03/04/2000
7	7	Darryl Wilson	vs. [3] Connecticut	03/22/1996

GAME - 3-POINT FIELD GOALS ATTEMPTED

RK	3FGA	PLAYER	OPPONENT	DATE
1	17	Darryl Wilson	[21] Alabama	03/04/1995
2	15	Winsome Frazier	Missouri-Kansas City	11/23/2004
3	14	Tyson Carter	at Auburn	03/02/2019
14		Ravern Johnson	South Carolina	03/05/2011
14		Darryl Wilson	vs. [1] UCLA	03/23/1995
6	13	Tyson Carter	Louisiana Tech	12/05/2019
13		Lamar Peters	McNeese State	12/04/2018
13		Dee Bost	Troy	12/10/2011
13		Timmy Bowers	[5] Kentucky	01/13/2004
13		Antonio Jackson	at California	11/13/2000
13		Darryl Wilson	vs. [15] Syracuse	03/30/1996

**SEASON - 3-POINT FIELD GOALS MADE - ALL GAMES**

RK	3FGM	TEAM	GMS	3FGA	PCT	3FGM/PG
1	329	2009-10	36	918	35.8	9.14
2	296	2008-09	36	819	36.1	8.22
3	292	2018-19	34	774	37.7	8.59
4	275	2006-07	35	775	35.5	7.86
5	256	2017-18	37	802	31.9	6.92
6	247	2016-17	32	711	34.7	7.72
7	246	2010-11	31	680	36.2	7.94
8	240	1994-95	30	643	37.3	8.00
9	235	2007-08	34	703	33.4	6.91
10	233	2011-12	33	653	35.7	7.06

SEASON - 3-POINT FIELD GOALS ATTEMPTED - ALL GAMES

RK	3FGA	TEAM	GMS	3FGM	PCT	3FGA/PG
1	918	2009-10	36	329	35.8	25.50
2	819	2008-09	36	296	36.1	22.75
3	802	2017-18	37	256	31.9	21.68
4	775	2006-07	35	275	35.5	22.14
5	774	2018-19	34	292	37.7	22.76
6	711	2016-17	32	247	34.7	22.22
7	703	2007-08	34	235	33.4	20.68
8	680	2010-11	31	246	35.7	21.94
9	674	2015-16	31	225	37.3	21.74
10	653	2011-12	33	233	30.5	19.79

SEASON - 3-POINT FIELD GOAL PERCENTAGE - ALL GAMES

RK	PCT	TEAM	GMS	3FGM-FGA	3FGM-FGA/PG
1	38.4	1995-96	34	214-558	6.29-16.41
2	37.7	2018-19	34	292-774	8.59-22.76
3	37.5	1992-93	29	134-357	4.62-12.31
4	37.3	1994-95	30	240-643	8.00-21.43
5	37.0	1991-92	28	114-308	4.07-11.00
6	36.5	1987-88	29	100-274	3.45-9.45
7	36.2	2010-11	31	246-680	7.94-21.94
8	36.1	2008-09	36	296-819	8.22-22.75
9	35.8	2009-10	36	329-918	9.14-25.50
10	35.7	2011-12	33	233-653	7.06-19.79

SEASON - LOW 3-POINT FIELD GOAL PERCENTAGE - ALL GAMES

RK	PCT	TEAM	GMS	3FGM-FGA	3FGM-FGA/PG
1	28.4	2012-13	32	151-531	4.72-16.59
2	30.5	1998-99	33	182-596	5.52-18.06
3	30.6	2014-15	32	133-434	4.16-13.56
4	30.7	2013-14	33	154-302	4.67-15.21
5	31.2	1993-94	29	141-352	4.86-15.59

ANNUAL TEAM 3-PT FIELD GOALS - ALL GAMES SEC ONLY

SEASON	GMS	FGM-FGA	PCT	GMS	FGM-FGA	PCT
1986-87	28	58-177	32.8	18	34-120	28.3
1987-88	29	100-274	36.5	18	50-149	33.6
1988-89	28	88-270	32.6	18	56-183	30.6
1989-90	30	147-419	35.1	18	94-264	35.6
1990-91	29	133-395	33.7	18	69-202	34.2
1991-92	28	114-308	37.0	16	68-183	37.2
1992-93	29	134-357	37.5	16	63-203	31.0
1993-94	29	141-452	31.2	16	75-238	31.5
1994-95	30	240-643	37.3	16	136-365	37.3
1995-96	34	214-558	38.4	16	100-264	37.9
1996-97	30	137-410	33.4	16	72-202	35.6
1997-98	30	136-426	31.9	16	83-256	32.4
1998-99	33	182-596	30.5	16	90-290	31.0
1999-2000	30	200-593	33.7	16	97-315	30.8
2000-01	31	176-551	31.9	16	93-299	31.1
2001-02	35	192-551	34.8	16	94-268	35.1
2002-03	31	173-507	34.1	16	89-260	34.2
2003-04	30	198-559	35.4	16	105-288	36.5
2004-05	34	199-590	33.7	16	84-258	32.6
2005-06	30	167-532	31.4	16	89-282	31.6
2006-07	35	275-775	35.5	16	127-358	35.5
2007-08	34	235-703	33.4	16	113-325	34.8
2008-09	36	296-819	36.1	16	156-427	36.5
2009-10	36	329-918	35.8	16	136-428	31.8
2010-11	31	246-680	36.2	16	130-348	37.4
2011-12	33	233-653	35.7	16	114-312	36.5
2012-13	32	151-531	28.4	18	91-320	28.4
2013-14	33	154-502	30.7	18	83-279	29.7
2014-15	32	133-434	30.6	18	83-237	35.0
2015-16	31	225-674	33.4	18	132-375	35.2
2016-17	32	247-711	34.7	18	133-401	33.2
2017-18	37	256-802	31.9	18	116-387	30.0
2018-19	34	292-774	37.7	18	140-377	37.1
2019-20	31	161-479	33.6	18	82-254	32.3

SEC 3-POINT FIELD GOALS MADE P/G CHAMPION - ALL GAMES

SEASON	GMS	3FGM	3FGM/PG
2008-09	36	296	8.2
2009-10	36	329	9.1
2010-11	31	246	7.9



SEASON • 3-POINT FG MADE PER GAME • ALL GAMES

RK	3FGM/PG	TEAM	GMS	PCT	3FGM-FGA
1	9.14	2009-10	36	35.8	329-918
2	8.59	2018-19	34	37.7	292-774
3	8.22	2008-09	36	36.1	296-819
4	8.00	1994-95	30	37.3	240-643
5	7.94	2010-11	31	36.2	246-680
6	7.86	2006-07	35	35.5	275-775
7	7.72	2016-17	32	34.7	247-711
8	7.26	2015-16	31	33.4	225-674
9	7.06	2011-12	33	35.7	233-653
10	6.92	2017-18	37	31.9	256-802

SEASON • 3-POINT FG ATTEMPTED PER GAME • ALL GAMES

RK	3FGA/PG	TEAM	GMS	PCT	3FGM-FGA
1	25.50	2009-10	36	35.8	329-918
2	22.75	2008-09	36	36.1	296-819
3	22.76	2018-19	34	37.7	292-774
4	22.22	2016-17	32	34.7	247-711
5	22.14	2006-07	35	35.5	275-775
6	21.94	2010-11	31	36.2	246-680
7	21.74	2015-16	31	33.4	225-674
8	21.68	2017-18	37	31.9	256-802
9	21.43	1994-95	30	37.3	240-643
10	20.68	2007-08	34	33.4	235-703

SEASON • 3-POINT FIELD GOALS MADE • SEC GAMES

RK	3FGM	TEAM	GMS	3FGA	PCT	3FGM/PG
1	156	2008-09	16	427	36.5	9.75
2	140	2018-19	18	377	37.1	7.78
3	136	2009-10	16	428	31.8	8.50
	136	1994-95	16	365	37.3	8.50
5	133	2016-17	18	401	33.2	7.39

SEASON • 3-POINT FIELD GOALS ATTEMPTED • SEC GAMES

RK	3FGA	TEAM	GMS	3FGM	PCT	3FGA/PG
1	428	2009-10	16	136	31.8	26.75
2	427	2008-09	16	156	36.5	26.69
3	401	2016-17	18	133	33.2	22.28
4	387	2017-18	18	116	30.0	21.50
5	377	2018-19	18	140	37.1	20.94

SEASON • 3-POINT FIELD GOAL PERCENTAGE • SEC GAMES

RK	PCT	TEAM	GMS	3FGM-FGA	3FGM-FGA/PG
1	37.9	1995-96	16	100-264	6.25-16.50
2	37.4	2010-11	16	130-348	8.13-21.75
3	37.3	1994-95	16	136-365	8.50-22.81
4	37.2	1991-92	16	68-183	4.25-11.44
5	37.1	2018-19	18	140-377	7.78-20.94

SEASON • 3-POINT LOW FIELD GOAL PERCENTAGE • SEC GAMES

RK	PCT	TEAM	GMS	3FGM-FGA	3FGM-FGA/PG
1	28.3	1986-87	18	34-120	1.89-6.67
2	28.4	2012-13	18	91-320	5.06-17.78
3	29.7	2013-14	18	83-279	4.61-15.50
4	30.0	2017-18	18	116-387	6.44-21.50
5	30.6	1988-89	18	56-183	3.11-10.17

SEASON • 3-POINT FG MADE PER GAME • SEC GAMES

RK	3FGM/PG	TEAM	GMS	PCT	3FGM-FGA
1	9.75	2008-09	16	36.5	156-427
2	8.50	2009-10	16	31.8	136-428
	8.50	1994-95	16	37.3	136-365
4	8.13	2010-11	16	37.4	130-348
5	7.94	2006-07	16	35.5	127-358

SEASON • 3-POINT FG ATTEMPTED PER GAME • SEC GAMES

RK	3FGA/PG	TEAM	GMS	PCT	3FGM-FGA
1	26.75	2009-10	16	31.8	136-428
2	26.69	2008-09	16	36.5	156-427
3	22.81	1994-95	16	37.3	136-365
4	22.38	2006-07	16	35.5	127-358
5	22.28	2016-17	18	33.2	133-401

GAME • TEAM • 3-POINT FIELD GOALS MADE

RK	3FGM	OPPONENT	DATE
1	19	vs. Clemson	12/08/2018
2	17	vs. Southern Miss	12/19/2016
3	16	Texas A&M [SEC]	03/09/2019
	16	Troy	12/10/2011
	16	St. Bonaventure	12/05/2009
	16	Arkansas [SEC]	02/07/2009
7	15	North Carolina A&T	12/12/2010
8	14	Wofford	12/19/2018
	14	McNeese State	12/04/2018
	14	vs. Centenary College	12/22/2009
	14	at Kentucky [SEC]	02/03/2009
	14	Western Kentucky • WKU	01/05/2009
	14	Santa Clara	12/03/2005
	14	Auburn [SEC]	03/02/2004
	14	Alabama [SEC]	03/04/2000
	14	Old Dominion • ODU	12/19/1996

GAME • TEAM • 3-POINT FIELD GOALS ATTEMPTED

RK	3FGA	OPPONENT	DATE
1	39	at Alabama [SEC]	02/21/2009
2	35	[2] Kentucky [SEC]	02/16/2010
	35	at Auburn [SEC]	02/14/2009
	35	Nicholls State	11/21/2004
5	34	Texas A&M [SEC]	03/09/2019
	34	Georgia State	12/04/2016
	34	Auburn [SEC]	02/13/2010
	34	at [18] Vanderbilt [SEC]	02/03/2010
	34	Auburn [SEC]	02/11/1995
10	33	UT Martin	12/16/2017
	33	at Auburn	03/03/2010
	33	Mississippi Valley State	12/28/2009
	33	Troy	12/10/2005

**CAREER - FREE THROWS MADE**

RK	FTM	PLAYER	SEASONS	PCT	FTA
1	682	Bailey Howell	1957-58-59	76.5	892
2	506	Jim Ashmore	1954-55-56-57	74.1	683
3	467	Jerry Graves	1959-60-61	79.6	587
4	439	Darryl Wilson	1994-95-96	81.1	541
5	413	Quinnndary Weatherspoon	2016-17-18-19	78.8	524
6	407	Dee Bost	2009-10-11-12	73.1	557
7	403	Jamont Gordon	2006-07-08	68.5	588
8	383	Craig Sword	2013-14-15-16	63.5	603
9	344	Barry Stewart	2007-08-09-10	74.3	463
10	334	Cameron Burns	1989-90-91	62.5	534
11	332	Lawrence Roberts	2004-05	64.5	515
12	330	Jeff Malone	1980-81-82-83	80.9	408
13	307	Charles Rhodes	2005-06-07-08	69.5	442
14	306	Jarvis Varnado	2007-08-09-10	59.5	514

CAREER - FREE THROWS ATTEMPTED

RK	FTA	PLAYER	SEASONS	PCT	FTM
1	892	Bailey Howell	1957-58-59	76.5	682
2	683	Jim Ashmore	1954-55-56-57	74.1	506
3	603	Craig Sword	2013-14-15-16	63.5	383
4	588	Jamont Gordon	2006-07-08	68.5	403
5	587	Jerry Graves	1959-60-61	79.6	467
6	557	Dee Bost	2009-10-11-12	73.1	407
7	541	Darryl Wilson	1994-95-96	81.1	439
8	534	Cameron Burns	1989-90-91	62.5	334
9	524	Quinnndary Weatherspoon	2016-17-8-19	78.8	413
10	515	Lawrence Roberts	2004-05	64.5	332
11	514	Jarvis Varnado	2007-08-09-10	59.5	306

CAREER - FREE THROW PERCENTAGE - MIN: 150 FTM

RK	PCT	PLAYER	SEASONS	FTM-FTA
1	84.7	Rich Knarr	1973-74-75-76	221-261
	84.7	L.J. Ready	2014-15-16-17	150-177
3	84.0	Donnie Black	1969-70-71	163-194
4	82.5	W.D. Stroud	1961-62-63	296-359
5	81.1	Darryl Wilson	1994-95-96	439-541
6	80.9	Jeff Malone	1980-81-82-83	330-408
	80.9	Tony Watts	1989-90-91-92	203-251
8	80.8	Jack Bouldin	1970-71-72	235-291
9	80.7	Jerry Jenkins	1973-74-75	297-368
10	79.9	Kodi Augustus	2008-09-10-11	238-298
11	79.6	Jerry Graves	1959-60-61	467-587
	79.6	Manuel Washington	1967-68-69	234-294

ANNUAL FREE THROW MAKES LEADERS - ALL GAMES

SEASON	PLAYER	GMS	FTM-FTA	PCT
1951-52	Coyte Vance	23	147-231	63.6
1952-53	Gerald Caveness	19	77-111	69.4
1953-54	Gerald Caveness	19	86-125	68.8
1954-55	Jim Ashmore	23	127-165	77.0
1955-56	Jim Ashmore	24	164-214	76.0
1956-57	Bailey Howell	25	213-285	74.7
1957-58	Bailey Howell	25	243-315	77.1
1958-59	Bailey Howell	25	226-292	77.4
1959-60	Jerry Graves	25	173-216	80.0
1960-61	Jerry Graves	25	216-270	79.8
1961-62	Red Stroud	25	116-137	84.7
1962-63	Leland Mitchell	28	122-171	71.4
1963-64	Stan Brinker	23	67-93	72.0
1964-65	Gary Washington	26	71-99	71.7
1965-66	Dave Williams	25	68-95	71.6
1966-67	Dave Williams	25	100-143	69.9
1967-68	Tom Payne	26	128-156	82.1
1968-69	Manuel Washington	25	110-147	74.8
1969-70	John Guyton	24	90-126	71.4
1970-71	Jack Bouldin	25	97-117	82.9
1971-72	Jeff Watkins	26	114-149	76.5
1972-73	Jerry Jenkins	26	103-133	77.4
1973-74	Jerry Jenkins	26	73-89	82.0
1974-75	Jerry Jenkins	26	121-146	82.9
1975-76	Gary Hooker	26	89-124	71.8
1976-77	Gary Hooker	27	108-134	80.6
1977-78	Ray White	26	76-106	71.7
1978-79	Wiley Peck	28	99-158	62.7
1979-80	Rickey Brown	27	91-136	66.9
1980-81	Jeff Malone	27	105-128	82.0
1981-82	Jeff Malone	27	52-70	74.3
	Butch Pierre	27	52-80	65.0
1982-83	Jeff Malone	29	131-159	82.4
1983-84	Kelvin Hildreth	28	137-171	80.1
1984-85	Ken Harvey	27	62-90	68.9
1985-86	Chauncey Robinson	30	79-103	76.7
1986-87	Anthony Blakley	28	62-77	80.5
1987-88	Greg Lockhart	29	70-96	72.9
1988-89	Cameron Burns	28	90-145	62.1
1989-90	Cameron Burns	30	133-205	64.9
1990-91	Cameron Burns	29	111-184	60.3
1991-92	Chuck Evans	28	80-105	76.2
1992-93	Chuck Evans	29	96-119	80.7
1993-94	Darryl Wilson	29	138-171	80.7
1994-95	Darryl Wilson	30	141-169	83.4
1995-96	Darryl Wilson	34	160-201	79.6
1996-97	Horatio Webster	29	105-161	65.2
1997-98	Horatio Webster	30	100-146	68.5
1998-99	Tyrone Washington	33	104-160	65.0
1999-2000	Robert Jackson	28	77-112	68.8
2000-01	Marckell Patterson	31	82-103	79.6
2001-02	Mario Austin	35	146-222	65.8
2002-03	Mario Austin	25	85-128	66.4
2003-04	Lawrence Roberts	30	144-227	63.4
2004-05	Lawrence Roberts	32	188-288	65.3
2005-06	Jamont Gordon	30	108-167	64.7
2006-07	Jamont Gordon	35	157-222	70.7
2007-08	Jamont Gordon	34	138-199	69.3
2008-09	Dee Bost	36	122-170	71.8
2009-10	Jarvis Varnado	36	128-210	61.0
2010-11	Kodi Augustus	31	114-138	82.6



SEASON - FREE THROWS MADE

RK	FTM	PLAYER	SEASON	PCT	FTA
1	243	Bailey Howell	1957-58	77.1	315
2	226	Bailey Howell	1958-59	77.4	292
3	216	Jerry Graves	1960-61	80.0	270
4	213	Bailey Howell	1956-57	74.7	285
5	188	Lawrence Roberts	2004-05	65.3	288
6	173	Jerry Graves	1959-60	80.1	216
7	168	Jim Ashmore	1956-57	70.9	237
8	164	Jim Ashmore	1955-56	76.6	214
9	160	Darryl Wilson	1995-96	79.6	201
10	157	Jamont Gordon	2006-07	70.7	222
11	149	Reggie Perry	2019-20	76.8	194
12	148	Quinnndary Weatherspoon	2018-19	80.9	183
13	147	Coyte Vance	1951-52	63.6	231
14	146	Mario Austin	2001-02	65.8	222
15	144	Lawrence Roberts	2003-04	63.4	227

SEASON - FREE THROWS ATTEMPTED

RK	FTA	PLAYER	SEASON	PCT	FTM
1	315	Bailey Howell	1957-58	77.1	243
2	292	Bailey Howell	1958-59	77.4	226
3	288	Lawrence Roberts	2004-05	65.3	188
4	285	Bailey Howell	1956-57	74.7	213
5	270	Jerry Graves	1960-61	80.0	216
6	237	Jim Ashmore	1956-57	70.9	168
7	231	Coyte Vance	1951-52	63.6	147
8	227	Lawrence Roberts	2003-04	63.4	144
9	222	Jamont Gordon	2006-07	70.7	157
10	222	Mario Austin	2001-02	65.8	146
11	216	Jerry Graves	1959-60	80.1	173
12	214	Jim Ashmore	1955-56	76.6	164
13	210	Jarvis Varnado	2009-10	61.0	128
14	205	Cameron Burnes	1989-90	79.6	133
15	201	Darryl Wilson	1995-96	79.6	160

SEASON - FREE THROW PERCENTAGE - MIN: 75 FTM

RK	PCT	PLAYER	SEASON	FTM-FTA
1	87.0	Red Stroud	1962-63	120-138
2	85.0	Manuel Washington	1967-68	96-113
3	84.8	Tony Watts	1991-92	78-92
4	84.7	Red Stroud	1961-62	116-137
5	84.3	Rich Knarr	1972-73	97-115
6	83.4	Darryl Wilson	1994-95	141-169
7	82.9	Jerry Jenkins	1974-75	121-146
8	82.9	Jack Bouldin	1970-71	97-117
8	82.9	Greg Carter	1989-90	92-111
10	82.7	Donnie Black	1970-71	86-104
11	82.6	Kodi Augustus	2010-11	114-138
12	82.4	Jeff Malone	1982-83	131-159
13	82.1	Tom Payne	1967-68	128-156
14	82.0	Jeff Malone	1980-81	105-128
15	81.1	Jim Martin	1969-70	77-95

ANNUAL FREE THROW MAKES LEADERS - ALL GAMES

SEASON	PLAYER	GMS	FTM-FTA	PCT
2011-12	Dee Bost	33	127-166	76.5
2012-13	Roquez Johnson	28	87-146	59.6
2013-14	Craig Sword	32	111-179	62.0
2014-15	Roquez Johnson	32	100-149	67.1
2015-16	Gavin Ware	30	95-126	75.4
2016-17	Quinnndary Weatherspoon	29	85-111	76.6
2017-18	Quinnndary Weatherspoon	37	118-153	77.1
2018-19	Quinnndary Weatherspoon	34	148-183	80.9
2019-20	Reggie Perry	31	149-194	76.8

FREE THROW MAKES LEADER - 3 SEASONS

PLAYER	SEASONS
Quinnndary Weatherspoon	2017-18-19
Jamont Gordon	2006-07-08
Darryl Wilson	1994-95-96
Cameron Burns	1989-90-91
Jeff Malone	1981-82-83
Jerry Jenkins	1973-74-75
Bailey Howell	1957-58-59

GAME - FREE THROWS MADE

RK	FTM	PLAYER	OPPONENT	DATE
1.	21	Jerry Graves	Vanderbilt	01/14/1961
2.	20	Jerry Graves	Spring Hill College	12/13/1960
3.	19	Bailey Howell	Murray State	12/19/1957
	19	Bailey Howell	at Florida	02/16/1957
5.	18	Rich Knarr	Auburn	02/19/1973
	18	Jim Ashmore	at Ole Miss	01/30/1956
7.	17	Jerry Graves	Florida	02/15/1960
	17	Bailey Howell	Georgia Tech	01/10/1959
	17	Bailey Howell	Union	12/04/1958
	17	Jim Ashmore	at [19] Memphis	01/27/1956
11.	16	Jerry Graves	at Georgia	02/20/1961
	16	Bailey Howell	at Tulane	02/03/1958
	16	Jim Ashmore	at LSU	02/22/1957
14.	15	Craig Sword	Ole Miss	01/11/2014
	15	Bailey Howell	LSU	02/22/1958
	15	Jim Ashmore	Ole Miss	01/19/1957
	15	Coyte Vance	Alabama	02/16/1952

GAME - FREE THROWS ATTEMPTED

RK	FTA	PLAYER	OPPONENT	DATE
1.	27	Jerry Graves	Vanderbilt	01/14/1961
2.	25	Jim Ashmore	at Ole Miss	01/30/1956
3.	24	Jerry Graves	Spring Hill College	12/13/1960
4.	23	Bailey Howell	at Florida	02/16/1957
5.	22	Jim Ashmore	at LSU	02/22/1957
	22	Jim Ashmore	at [19] Memphis	01/27/1956
7.	21	Jerry Graves	at Georgia	02/20/1961
	21	Bailey Howell	Murray State	12/19/1957
9.	20	Bailey Howell	Georgia Tech	01/10/1959
	20	Bailey Howell	Union	12/04/1958
	20	Bailey Howell	at Auburn	01/05/1957

**SEASON - FREE THROWS MADE - ALL GAMES**

RK	FTM	TEAM	GMS	FTA	PCT	FTM/PG
1	603	1956-57	25	882	68.4	24.12
2	601	2008-09	36	847	71.0	16.69
3	534	1960-61	25	749	71.3	21.36
4	532	1958-59	24	700	76.0	22.17
5	527	2004-05	34	792	66.5	15.50
6	521	1989-90	30	727	71.7	17.37
7	518	1962-63	28	729	71.1	18.50
8	515	2006-07	35	774	66.5	14.71
9	510	2019-20	31	676	75.4	16.45
	510	2013-14	33	769	66.3	15.45

SEASON - FREE THROWS ATTEMPTED - ALL GAMES

RK	FTA	TEAM	GMS	FTM	PCT	FTA/PG
1	882	1956-57	25	603	68.4	35.28
2	847	2008-09	36	601	71.0	23.53
3	792	2004-05	34	527	66.5	23.29
4	774	2006-07	35	515	66.5	22.11
5	772	2001-02	35	504	65.3	22.06
6	771	1993-94	29	474	61.5	26.59
7	769	2013-14	33	510	66.3	23.30
8	749	2007-08	34	484	64.6	22.03
	749	1960-61	25	534	71.3	29.96
10	730	1971-72	26	480	65.8	28.08

SEASON - FREE THROW PERCENTAGE - ALL GAMES

RK	PCT	TEAM	GMS	FTM-FTA	FTM-FTA/PG
1	76.9	1967-68	26	496-645	19.08-24.81
2	76.0	1958-59	24	532-700	22.17-29.17
3	75.7	1973-74	26	374-494	14.38-19.00
4	75.4	2019-20	31	510-676	16.45-21.81
5	75.0	1961-62	25	498-664	19.92-26.56
6	73.4	1957-58	25	495-674	19.80-26.96
7	73.0	1970-71	25	474-649	18.96-25.96
8	72.5	2015-16	31	398-549	12.84-17.71
9	72.4	1972-73	26	397-548	15.27-21.08
10	72.3	2010-11	31	441-610	14.23-19.68
	72.3	1983-84	28	332-459	11.86-16.39
	72.3	1964-65	26	438-606	16.85-23.31

SEASON - LOW FREE THROW PERCENTAGE - ALL GAMES

RK	PCT	TEAM	GMS	FTM-FTA	FTM-FTA/PG
1	61.5	1993-94	29	474-771	16.34-26.59
2	62.8	1991-92	28	407-648	14.54-23.14
3	63.3	2005-06	30	380-600	12.67-20.00
	63.3	1997-98	30	383-605	12.77-20.17
5	64.0	1980-81	27	342-534	12.67-19.78

SEASON - FT MADE PER GAME - ALL GAMES

RK	FTM/PG	TEAM	GMS	PCT	FTM-FTA
1	24.12	1956-57	25	68.4	603-882
2	22.17	1958-59	24	76.0	532-700
3	21.36	1960-61	25	71.3	534-749
4	20.32	1952-53	19	64.9	386-581
5	19.92	1961-62	25	75.0	498-664
6	19.80	1957-58	25	73.4	495-674
7	19.29	1955-56	24	64.3	463-720
8	19.08	1967-68	26	76.9	496-645
9	18.96	1970-71	25	73.0	474-649
10	18.50	1962-63	28	71.1	518-729

ANNUAL TEAM FREE THROWS - ALL GAMES**SEC ONLY**

SEASON	GMS	FTM-FTA	PCT	GMS	FTM-FTA	PCT
1951-52	23	399-615	64.9			
1952-53	19	386-581	66.4			
1953-54	21	387-602	64.3			
1954-55	23	415-628	66.1			
1955-56	24	463-720	64.3			
1956-57	25	603-882	68.4			
1957-58	25	495-674	73.4			
1958-59	24	532-700	76.0			
1959-60	25	430-620	69.4			
1960-61	25	534-749	71.3			
1961-62	25	498-664	75.0			
1962-63	28	518-729	71.1			
1963-64	26	373-520	71.7			
1964-65	26	438-606	72.3			
1965-66	25	388-544	71.3			
1966-67	25	435-618	70.4			
1967-68	26	496-645	76.9			
1968-69	25	409-569	71.9			
1969-70	24	379-527	71.9			
1970-71	25	474-649	73.0			
1971-72	26	480-730	65.8			
1972-73	26	397-548	72.4			
1973-74	26	374-494	75.7			
1974-75	26	366-538	68.0			
1975-76	26	353-531	66.5			
1976-77	27	454-657	69.1			
1977-78	27	379-582	65.1			
1978-79	28	359-546	65.8			
1979-80	27	355-516	68.8			
1980-81	27	342-534	64.0			
1981-82	27	259-403	64.3			
1982-83	29	419-589	71.1			
1983-84	28	332-459	72.3			
1984-85	28	298-444	67.1			
1985-86	30	304-443	68.6			
1986-87	28	250-370	67.6	18	151-216	69.9
1987-88	29	320-482	66.4	18	173-241	71.8
1988-89	28	406-591	68.7	18	211-319	66.1
1989-90	30	521-727	71.7	18	319-450	70.9
1990-91	29	491-704	69.7	18	316-442	71.5
1991-92	28	407-648	62.8	16	210-340	61.8
1992-93	29	356-530	67.2	16	214-299	71.6
1993-94	29	474-771	61.5	16	254-403	63.0
1994-95	30	429-618	69.4	16	237-344	68.9
1995-96	34	508-714	71.1	16	231-325	71.1
1996-97	30	441-646	68.3	16	229-337	68.0
1997-98	30	383-605	63.3	16	200-302	66.2
1998-99	33	421-647	65.1	16	198-298	66.4
1999-2000	30	362-541	66.9	16	178-274	65.0
2000-01	31	457-693	65.9	16	229-345	66.4
2001-02	35	504-772	65.3	16	226-354	63.8
2002-03	31	366-543	67.4	16	168-252	66.7
2003-04	30	476-717	66.4	16	251-374	67.1
2004-05	34	527-792	66.5	16	252-376	67.0
2005-06	30	380-600	63.3	16	176-294	59.9
2006-07	35	515-774	66.5	16	220-323	68.1
2007-08	34	484-749	64.6	16	228-353	64.6
2008-09	36	601-847	71.0	16	257-355	72.4
2009-10	36	499-728	68.5	16	222-325	68.3
2010-11	31	441-610	72.3	16	228-312	73.1
2011-12	33	436-614	71.0	16	210-293	71.7



SEASON - FT ATTEMPTED PER GAME - ALL GAMES

RK	FTA/PG	TEAM	GMS	PCT	FTM-FTA
1	35.28	1956-57	25	68.4	603-882
2	30.58	1952-53	19	64.9	386-581
3	30.00	1955-56	24	64.3	463-720
4	29.96	1960-61	25	71.3	534-749
5	29.17	1958-59	24	76.0	532-700
6	28.67	1953-54	21	64.3	387-602
7	28.08	1971-72	26	65.8	480-730
8	27.30	1954-55	23	66.1	415-628
9	26.96	1957-58	25	73.4	495-674
10	26.74	1951-52	23	64.9	399-615

SEASON - FREE THROWS MADE - SEC GAMES - SINCE 1986-87

RK	FTM	TEAM	GMS	FTA	PCT	FTM/PG
1	319	1989-90	18	450	70.9	17.72
2	316	1990-91	18	442	71.5	17.56
3	313	2019-20	18	397	78.8	17.39
4	306	2014-15	18	455	67.3	17.00
5	278	2013-14	18	409	68.0	15.44

SEASON - FREE THROWS ATTEMPTED - SEC GAMES - SINCE 1986-87

RK	FTA	TEAM	GMS	FTM	PCT	FTA/PG
1	455	2014-15	18	306	67.3	25.28
2	450	1989-90	18	319	70.9	25.00
3	442	1990-91	18	316	71.5	24.56
4	409	2013-14	18	278	68.0	22.72
5	403	1993-94	16	254	63.0	25.19

SEASON - FREE THROW PERCENTAGE - SEC GAMES - SINCE 1986-87

RK	PCT	TEAM	GMS	FTM-FTA	FTM-FTA/PG
1	78.8	2019-20	18	313-397	17.39-22.06
2	73.1	2010-11	16	228-312	14.25-19.50
3	72.4	2008-09	16	257-355	16.06-22.19
4	71.8	1987-88	18	173-241	9.61-13.39
5	71.7	2011-12	16	210-293	13.13-18.31

SEASON - LOW FREE THROW PERCENTAGE - SEC GAMES - SINCE 1986-87

RK	PCT	TEAM	GMS	FTM-FTA	FTM-FTA/PG
1	59.9	2005-06	16	176-294	11.00-18.38
2	61.8	1991-92	16	210-340	13.13-21.25
3	63.0	1993-94	16	254-403	15.88-25.19
4	63.8	2001-02	16	226-354	14.31-21.56
5	64.6	2007-08	16	228-353	14.25-22.06

SEASON - FT MADE PER GAME - SEC GAMES - SINCE 1986-87

RK	FTM/PG	TEAM	GMS	PCT	FTM-FTA
1	17.72	1989-90	18	70.9	319-450
2	17.56	1990-91	18	71.5	316-442
3	17.39	2019-20	18	78.8	313-397
4	17.00	2014-15	18	67.3	306-455
5	16.06	2008-09	16	72.4	257-355

SEASON - FT ATTEMPTED PER GAME - SEC GAMES - SINCE 1986-87

RK	FTA/PG	TEAM	GMS	PCT	FTM-FGA
1	25.28	2014-15	18	67.3	306-455
2	25.19	1993-94	16	63.0	254-403
3	25.00	1989-90	18	70.9	319-450
4	24.56	1990-91	18	71.4	316-442
5	23.50	2003-04	16	67.1	251-374

ANNUAL TEAM FREE THROWS - ALL GAMES

SEC ONLY

SEASON	GMS	FTM-FTA	PCT	GMS	FTM-FTA	PCT
2012-13	32	449-683	65.7	18	241-366	65.8
2013-14	33	510-769	66.3	18	278-409	68.0
2014-15	32	506-727	69.6	18	306-455	67.3
2015-16	31	398-549	72.5	18	229-325	70.5
2016-17	32	431-627	68.7	18	254-382	66.5
2017-18	37	460-666	69.1	18	219-315	69.5
2018-19	34	464-647	71.7	18	260-374	69.5
2019-20	31	510-676	75.4	18	313-397	78.8

GAME - TEAM - FREE THROWS MADE

RK	FTM	OPPONENT	DATE
1.	41	LSU [SEC]	02/11/2009
2.	40	Auburn [SEC]	02/19/1973
3.	39	Southeastern Louisiana	12/01/1988
	39	at Arkansas	12/13/1952
5.	36	vs. Old Dominion - ODU	01/01/1997
	36	Delta State	01/01/1963
7.	35	vs. Hawaii	01/03/1973
	35	Louisiana-Monroe - ULM	01/27/1962
	35	Florida [SEC]	02/15/1960
	35	Georgia Tech [SEC]	01/10/1959
	35	at [17] Memphis	01/27/1956
12.	34	at Missouri	12/07/1974
	34	vs. George Washington	12/28/1963
	34	at Vanderbilt [SEC]	01/13/1962
	34	at Florida [SEC]	02/16/1957
16.	33	Florida A&M - FAMU	12/17/2013
	33	Arkansas State	12/08/2001
	33	vs. Louisiana-Lafayette - ULL	12/28/2000
	33	Ole Miss [SEC]	01/11/1979
	33	at Tennessee [SEC]	02/10/1962
21.	32	Arkansas [SEC]	02/27/2002
	32	[19] Ole Miss [SEC]	01/27/2001
	32	Auburn [SEC]	01/03/1993
	32	Southern Miss - USM	12/02/1976
	32	at Georgia [SEC]	01/29/1973
	32	Vanderbilt [SEC]	01/14/1961
	32	Spring Hill College	12/13/1960

GAME - TEAM - FREE THROWS ATTEMPTED

RK	FTA	OPPONENT	DATE
1.	58	at Arkansas	12/13/1952
2.	56	Southeastern Louisiana	12/01/1988
3.	52	LSU [SEC]	02/11/2009
4.	51	vs. Tennessee [SEC-T]	03/10/1994
5.	50	Ole Miss [SEC]	02/12/1994
6.	49	at [17] Memphis	01/27/1956
7.	48	Little Rock	11/21/2001
	48	Auburn [SEC]	02/19/1973
	48	at LSU [SEC]	01/30/1960
10.	47	Northwestern State	11/29/1997
	47	vs. Old Dominion - ODU	01/01/1997
	47	at Vanderbilt [SEC]	01/13/1962
13.	46	Ole Miss [SEC]	01/11/1979
	46	Southern Miss - USM	12/02/1976
	46	at Georgia [SEC]	02/20/1961
16.	45	Florida A&M - FAMU	12/17/2013
	45	Arkansas [SEC]	02/27/2002
	45	Ole Miss [SEC]	01/14/1995
	45	at LSU [SEC]	02/22/1957
	45	at Florida [SEC]	02/16/1957

**CAREER - REBOUNDS**

RK	PLAYER	SEASONS	GMS	RPG	REB
1	Bailey Howell	1957-58-59	75	17.03	1277
2	Jarvis Varnado	2007-08-09-10	141	7.77	1096
3	Rickey Brown	1977-78-79-80	107	10.21	1092
4	Wiley Peck	1976-77-78-79	107	9.01	964
5	Gavin Ware	2013-14-15-16	125	7.10	888
6	Erick Dampier	1994-95-96	93	9.24	859
7	Tyrone Washington	1996-97-98-99	123	6.89	847
8	Kalpatrick Wells	1980-81-82-83	110	7.55	830
9	Dave Williams	1966-67-68	76	10.16	772
10	Jack Houston	1952-53-54-55	76	9.91	753
11	Jerry Graves	1959-60-61	74	9.64	713
12	Leland Mitchell	1961-62-63	78	9.04	705
13	Aric Holman	2016-17-18-19	124	5.57	691
	Charles Rhodes	2005-06-07-08	110	6.28	691
15	Jamont Gordon	2006-07-08	99	6.84	677
	Tang Hamilton	1998-99-2000-01	123	5.50	677
17	Quindray Weatherspoon	2016-17-18-19	131	5.15	675
18	Charles Hull	1958-59-60	75	8.81	661
19	Lawrence Roberts	2004-05	62	10.55	654
20	Larry Fry	1973-74-75	78	8.05	628
21	Greg Carter	1988-89-90-91	114	5.36	611
22	Joe Dan Gold	1961-62-63	77	7.79	600
23	Terry Kusnierz	1972-73-74	76	7.79	592
24	Abdul Ado	2018-19-20	98	5.92	580
25	Cameron Burns	1989-90-91	87	6.56	571
26	Mario Austin	2001-02-03	91	6.26	570
27	Gary Hooker	1976-77-78	80	7.05	564
28	Todd Merritt	1988-89-90-91	110	5.12	563
29	Reggie Perry	2019-20	65	8.57	557
30	Ray White	1976-77-78-79	100	5.43	543
	Jerry Jenkins	1973-74-75	78	6.96	543
32	Barry Stewart	2007-08-09-10	141	3.77	532
33	Michael Gholar	1999-2000-01-02	115	4.42	508
	Wayne Lemon	1956-57	46	11.04	508
35	Kodi Augustus	2008-09-10-11	101	5.02	507
	Robert Jackson	1999-2000-01	86	5.90	507
37	Chauncey Robinson	1983-84-85-86	108	4.64	501

CAREER - REBOUND AVERAGE - MIN: 500 REB

RK	PLAYER	SEASONS	GMS	REB	RPG
1	Bailey Howell	1957-58-59	75	1277	17.03
2	Wayne Lemon	1956-57	46	508	11.04
3	Lawrence Roberts	2004-05	62	654	10.55
4	Rickey Brown	1977-78-79-80	107	1092	10.21
5	Dave Williams	1966-67-68	76	772	10.16
6	Jack Houston	1952-53-54-55	76	753	9.91
7	Jerry Graves	1959-60-61	74	713	9.64
8	Erick Dampier	1994-95-96	93	859	9.24
9	Leland Mitchell	1961-62-63	78	705	9.04
10	Wiley Peck	1976-77-78-79	107	964	9.01

ANNUAL REBOUND LEADERS - ALL GAMES

SEASON	PLAYER	GMS	REB	RPG
1953-54	Jack Houston	21	248	11.81
1954-55	Jack Houston	23	270	11.74
1955-56	Wayne Lemon	24	263	10.96
1956-57	Bailey Howell	25	492	19.68
1957-58	Bailey Howell	25	406	16.24
1958-59	Bailey Howell	25	379	15.16
1959-60	Jerry Graves	25	261	10.44
1960-61	Jerry Graves	25	257	10.28
1961-62	Leland Mitchell	25	222	8.88
1962-63	Leland Mitchell	28	273	9.75
1963-64	Stan Brinker	23	206	8.96
1964-65	Richie Williams	26	151	5.81
1965-66	Dave Williams	25	256	10.24
1966-67	Dave Williams	25	247	9.88
1967-68	Dave Williams	26	269	10.35
1968-69	John Guyton	25	180	7.20
1969-70	Jim Martin	24	220	9.17
1970-71	Malcolm Wesson	25	184	7.36
1971-72	Terry Kusnierz	26	311	11.96
1972-73	Larry Fry	26	200	7.69
1973-74	Bill Singletary	26	227	8.73
1974-75	Taylor Williams	26	244	9.38
1975-76	Taylor Williams	23	181	7.87
1976-77	Rickey Brown	27	292	10.81
1977-78	Wiley Peck	27	228	8.44
1978-79	Wiley Peck	28	317	11.32
1979-80	Rickey Brown	27	389	14.41
1980-81	Kalpatrick Wells	27	245	9.07
1981-82	Kalpatrick Wells	27	179	6.63
1982-83	Kalpatrick Wells	29	197	6.79
1983-84	Kelvin Hildreth	28	171	6.11
1984-85	Raymond Brown	28	140	5.00
1985-86	Chauncey Robinson	30	210	7.00
1986-87	Hubert Henderson	28	253	9.04
1987-88	Carl Nichols	29	192	6.62
1988-89	Cameron Burns	28	176	6.29
1989-90	Cameron Burns	30	219	7.30
1990-91	Greg Carter	29	226	7.79
1991-92	Johnny Walker	28	254	9.07
1992-93	Johnny Walker	29	218	7.52
1993-94	Erick Dampier	29	251	8.66
1994-95	Erick Dampier	30	291	9.70
1995-96	Erick Dampier	34	317	9.32
1996-97	Tyrone Washington	30	237	7.90
1997-98	Tyrone Washington	29	269	9.28
1998-99	Tyrone Washington	33	277	8.39
1999-2000	Robert Jackson	28	197	7.04
2000-01	Tang Hamilton	31	212	6.84
2001-02	Mario Austin	35	266	7.60
2002-03	Mario Austin	25	192	7.68
2003-04	Lawrence Roberts	30	303	10.10
2004-05	Lawrence Roberts	32	351	10.97
2005-06	Charles Rhodes	29	207	7.14
2006-07	Jamont Gordon	35	250	7.14
2007-08	Jarvis Varnado	34	264	7.76
2008-09	Jarvis Varnado	36	317	8.81
2009-10	Jarvis Varnado	36	369	10.25
2010-11	Kodi Augustus	31	224	7.23
2011-12	Arnett Moultrie	30	314	10.47
2012-13	Gavin Ware	32	206	6.44



SEASON • REBOUNDS

RK	PLAYER	SEASON	GMS	RPG	REB
1	Bailey Howell	1956-57	25	19.68	492
2	Bailey Howell	1957-58	25	16.24	406
3	Rickey Brown	1979-80	27	14.41	389
4	Bailey Howell	1958-59	25	15.16	379
5	Jarvis Varnado	2009-10	36	10.25	369
6	Lawrence Roberts	2004-05	32	10.97	351
7	Jarvis Varnado	2008-09	36	8.81	317
	Erick Dampier	1995-96	34	9.32	317
	Wiley Peck	1978-79	28	11.32	317
10	Arnett Moultrie	2011-12	30	10.47	314
11	Reggie Perry	2019-20	31	10.06	312
12	Terry Kusnierz	1971-72	26	11.96	311
13	Lawrence Roberts	2003-04	30	10.10	303

SEASON • REBOUND AVERAGE • MIN: 200 REB

RK	PLAYER	SEASON	GMS	REB	RPG
1	Bailey Howell	1956-57	25	492	19.68
2	Bailey Howell	1957-58	25	406	16.24
3	Bailey Howell	1958-59	25	379	15.16
4	Rickey Brown	1979-80	27	389	14.41
5	Terry Kusnierz	1971-72	26	311	11.96
6	Jack Houston	1953-54	21	248	11.81
7	Jack Houston	1954-55	23	270	11.74
8	Wiley Peck	1978-79	28	317	11.32
9	Wayne Lemon	1956-57	22	245	11.14
10	Lawrence Roberts	2004-05	32	351	10.97
11	Wayne Lemon	1955-56	24	263	10.96
12	Rickey Brown	1976-77	27	292	10.81
13	Arnett Moultrie	2011-12	30	314	10.47
14	Jerry Graves	1959-60	25	261	10.44
15	Dave Williams	1967-68	26	269	10.35
16	Jerry Graves	1960-61	25	257	10.28
17	Jarvis Varnado	2009-10	36	369	10.25
18	Dave Williams	1965-66	25	256	10.24
19	Lawrence Roberts	2003-04	30	303	10.10
20	Reggie Perry	2019-20	31	312	10.06

GAME • REBOUNDS

RK	REB	PLAYER	OPPONENT	DATE
1.	34	Bailey Howell	LSU	02/01/1957
2.	31	Bailey Howell	Rhodes College	12/07/1957
	31	Bailey Howell	Memphis	12/05/1956
4.	26	Bailey Howell	Georgia Tech	01/12/1957
5.	25	Bailey Howell	Southeastern Louisiana	01/27/1958
	25	Bailey Howell	at Tampa	02/15/1957
7.	24	Wiley Peck	Alabama	01/27/1979
	24	Wiley Peck	at Memphis	12/07/1978
	24	Terry Kusnierz	Arkansas	01/04/1972
	24	Bailey Howell	at Tulane	02/23/1959
	24	Bailey Howell	at Ole Miss	02/28/1957
12.	23	Rickey Brown	Vanderbilt	12/06/1979
	23	Larry Fry	at LSU	01/13/1975
	23	Jerry Graves	Southeastern Louisiana	12/05/1959
	23	Jack Houston	Florida State	12/04/1953
16.	22	Wiley Peck	LSU	01/12/1977
	22	Dave Williams	LSU	02/19/1968
	22	Bailey Howell	[14] Tulane	02/02/1957
	22	Bailey Howell	Mississippi College	12/15/1956
	22	Jack Houston	Vanderbilt	01/15/1955
21.	21	Wesley Morgan	Southeastern Louisiana	11/28/2005
	21	Lawrence Roberts	at Alabama	03/06/2004
	21	Rickey Brown	at Florida	12/15/1979

ANNUAL REBOUNTING AVERAGE LEADERS • ALL GAMES

SEASON	PLAYER	GMS	REB	RPG
2013-14	Gavin Ware	33	236	7.15
2014-15	Gavin Ware	30	212	7.07
2015-16	Gavin Ware	30	234	7.80
2016-17	Aric Holman	32	193	6.03
2017-18	Aric Holman	37	249	6.73
2018-19	Reggie Perry	34	245	7.21
2019-20	Reggie Perry	31	312	10.06

SEC REBOUNTING CHAMPIONS • SINCE 1956-57

SEASON	PLAYER	GMS	REB	RPG
2019-20	Reggie Perry	31	312	10.06
2011-12	Arnett Moultrie	30	314	10.47
2009-10	Jarvis Varnado	36	369	10.25
2004-05	Lawrence Roberts	32	351	10.97
1979-80	Rickey Brown	27	389	14.41
1978-79	Wiley Peck	28	317	11.32
1956-57	Bailey Howell	25	492	19.68

REBOUNTING LEADER • 4 SEASONS

PLAYER	SEASONS
Gavin Ware	2013-14-15-16

REBOUNTING LEADER • 3 SEASONS

PLAYER	SEASONS
Jarvis Varnado	2008-09-10
Tyrone Washington	1997-98-99
Erick Dampier	1994-95-96
Kalpatrick Wells	1981-82-83
Dave Williams	1966-67-68
Bailey Howell	1957-58-59

GAME • REBOUNDS

RK	REB	PLAYER	OPPONENT	DATE
21		Bailey Howell	Murray State	01/24/1959
21		Wayne Lemon	LSU	02/25/1956
26.	20	Lawrence Roberts	vs. Jacksonville State	12/22/2004
	20	Dave Williams	Ole Miss	03/02/1968
	20	Bailey Howell	at Florida	02/14/1959
	20	Charles Hull	Georgia	02/17/1958
	20	Bailey Howell	[3] Kentucky	02/11/1957
	20	Bailey Howell	Tennessee	02/09/1957
	20	Bailey Howell	Ole Miss	01/19/1957
	20	Bailey Howell	Central Arkansas	12/17/1956



SEASON • TEAM • REBOUNDS • ALL GAMES

RK	REB	TEAM	GMS	RPG
1	1406	2009-10	36	39.06
2	1389	2004-05	34	40.85
3	1385	2008-09	36	38.47
	1385	2007-08	34	40.74
5	1364	2006-07	35	38.97
6	1359	2001-02	35	38.83
7	1334	2017-18	37	36.05
8	1332	1998-99	33	40.36
	1332	1962-62	28	47.57
10	1325	1995-96	34	38.97

SEASON • TEAM • REBOUNDS PER GAME • ALL GAMES

RK	RPG	TEAM	GMS	REB
1	50.52	1956-57	25	1263
2	49.00	1961-62	25	1225
3	47.57	1962-63	28	1332
4	46.80	1965-66	25	1170
5	46.17	1955-56	24	1108
6	46.04	1960-61	25	1151
7	45.93	1976-77	27	1240
8	43.35	1967-68	26	1127
9	43.04	1957-58	25	1076
10	42.69	1974-75	26	1110

SEASON • TEAM • REBOUNDS • SEC GAMES

RK	REB	TEAM	GMS	RPG
1	676	1990-91	18	37.56
2	670	1989-90	18	37.22
3	669	2019-20	18	37.17
4	645	2003-04	16	40.31
5	643	1994-95	16	40.19
	643	1993-94	16	40.19

SEASON • TEAM • REBOUNDS PER GAME • SEC GAMES

RK	RPG	TEAM	GMS	REB
1	40.31	2003-04	16	645
2	40.19	1994-95	16	643
	40.19	1993-94	16	643
4	39.69	2007-08	16	635
5	39.25	2004-05	16	628

SEASON • TEAM • LOW REBOUNDS PER GAME • SEC GAMES

RK	RPG	TEAM	GMS	REB
1	30.50	2012-13	18	549
2	31.39	2013-14	18	565
3	32.28	1986-87	18	581
4	32.50	1987-88	18	585
5	33.63	1996-97	16	538

ANNUAL TEAM REBOUNDS • ALL GAMES

SEASON	GMS	REB	RPG	SEC ONLY		
				GMS	REB	RPG
1953-54	21	575	27.38			
1954-55	23	908	39.48			
1955-56	24	1108	46.17			
1956-57	25	1263	50.52			
1957-58	25	1076	43.04			
1958-59	24	1012	42.17			
1959-60	25	971	38.84			
1960-61	25	1151	46.04			
1961-62	25	1225	49.00			
1962-63	28	1332	47.57			
1963-64	26	1045	40.19			
1964-65	26	1034	39.77			
1965-66	25	1170	46.80			
1966-67	25	1048	41.92			
1967-68	26	1127	43.35			
1968-69	25	957	38.28			
1969-70	24	1023	42.63			
1970-71	25	877	35.08			
1971-72	26	1087	41.81			
1972-73	26	1030	39.62			
1973-74	26	1047	40.27			
1974-75	26	1110	42.69			
1975-76	26	1050	40.38			
1976-77	27	1240	45.93			
1977-78	27	1036	38.37			
1978-79	28	1063	37.96			
1979-80	27	1134	42.00			
1980-81	27	1008	37.33			
1981-82	27	581	21.52			
1982-83	29	893	30.79			
1983-84	28	750	26.79			
1984-85	28	787	28.11			
1985-86	30	881	29.37			
1986-87	28	922	32.93	18	581	32.28
1987-88	29	981	33.83	18	585	32.50
1988-89	28	967	34.54	18	614	34.11
1989-90	30	1122	37.40	18	670	37.22
1990-91	29	1104	38.07	18	676	37.56
1991-92	28	1091	38.96	16	602	37.63
1992-93	29	1031	35.55	16	547	34.19
1993-94	29	1196	41.24	16	643	40.19
1994-95	30	1184	39.47	16	643	40.19
1995-96	34	1325	38.97	16	580	36.25
1996-97	30	1114	37.13	16	538	33.63
1997-98	30	1112	37.07	16	565	35.31
1998-99	33	1332	40.36	16	592	37.00
1999-2000	30	1113	37.10	16	578	36.13
2000-01	31	1277	41.19	16	622	38.88
2001-02	35	1359	38.83	16	603	37.69
2002-03	31	1148	37.03	16	546	34.13
2003-04	30	1231	41.03	16	645	40.31
2004-05	34	1389	40.85	16	628	39.25
2005-06	30	1168	38.93	16	605	37.81
2006-07	35	1364	38.97	16	581	36.31
2007-08	34	1385	40.74	16	635	39.69
2008-09	36	1385	38.47	16	574	35.88
2009-10	36	1406	39.06	16	607	37.94
2010-11	31	1119	36.10	16	567	35.44
2011-12	33	1208	36.61	16	556	34.75
2012-13	32	1065	33.28	18	549	30.50
2013-14	33	1086	32.91	18	565	31.39



GAME - TEAM - REBOUNDS

RK	REB	OPPONENT	DATE
1.	85	Louisiana College	12/11/1961
2.	82	Union	12/05/1960
3.	76	Louisiana-Monroe • ULM	01/27/1962
4.	75	Mississippi Valley State	11/21/2000
5.	71	vs. Cincinnati	11/30/1979
	71	Louisiana-Lafayette • ULL	12/04/1961
7.	70	Rhodes College	12/07/1957
8.	68	Tulane [SEC]	02/04/1963
	68	Delta State	01/03/1961
	68	Southeastern Louisiana	12/03/1960
11.	67	Birmingham-Southern College	12/07/1977
	67	vs. Louisiana College	12/10/1960
13.	66	vs. Northwestern State	11/21/1998
	66	Truman State	12/09/1976
	66	at Virginia Tech	12/19/1964
16.	65	at LSU [SEC]	02/23/1963
	65	[7] Georgia Tech [SEC]	01/14/1963

SEASON - TEAM - OFFENSIVE REBOUNDS - ALL GAMES

SINCE 1986-87

RK	O-REB	TEAM	GMS	RPG
1	496	2000-01	31	16.00
2	492	2004-05	34	14.47
3	457	2001-02	35	13.06
4	444	2003-04	30	14.80
5	443	2006-07	35	12.66
6	411	1998-99	33	12.45
7	410	2007-08	34	12.06
8	408	2008-09	36	11.33
9	402	2005-06	30	13.40
10	398	2017-18	37	10.76

SEASON - TEAM - OFFENSIVE REBOUNDS PER GAME - ALL GAMES

RK	O-RPG	TEAM	GMS	REB
1	16.00	2000-01	31	496
2	14.80	2003-04	30	444
3	14.47	2004-05	34	492
4	13.40	2005-06	30	402
5	13.06	2001-02	35	457

ANNUAL TEAM REBOUNDS - ALL GAMES

SEC ONLY

SEASON	GMS	REB	RPG	GMS	REB	RPG
2014-15	32	1099	34.34	18	611	33.94
2015-16	31	1094	35.29	18	639	35.50
2016-17	32	1133	35.41	18	632	35.11
2017-18	37	1334	36.05	18	609	33.83
2018-19	34	1213	35.68	18	631	35.06
2019-20	31	1161	37.45	18	669	37.17

SEC REBOUNDS CHAMPION - SINCE 1960-61 - ALL GAMES

SEASON	GMS	REB	RPG
1976-77	27	1240	45.93
1979-80	27	1134	42.00
2003-04	30	1231	41.03
2004-05	34	1389	40.85
2006-07	35	1364	38.97
2007-08	34	1385	40.74

SEASON - TEAM - DEFENSIVE REBOUNDS - ALL GAMES

SINCE 1986-87

RK	D-REB	TEAM	GMS	RPG
1	1011	2009-10	36	28.08
2	977	2008-09	36	27.14
3	975	2007-08	34	28.68
4	936	2017-18	37	25.30
5	921	2006-07	35	26.31
6	902	2001-02	35	25.77
7	897	2004-05	34	26.38
8	849	2011-12	33	25.73
9	845	1995-96	34	24.85
10	823	2016-17	32	25.72

SEASON - TEAM - DEF REBOUNDS PER GAME - ALL GAMES

RK	D-RPG	TEAM	GMS	REB
1	28.68	2007-08	34	975
2	28.08	2009-10	36	1011
3	27.14	2008-09	36	977
4	26.41	1993-94	29	766
5	26.38	2004-05	34	897

**CAREER - INDIVIDUAL - ASSISTS**

RK	PLAYER	SEASONS	GMS	APG	ASST
1	Dee Bost	2009-10-11-12	122	5.19	633
2	Derrick Zimmerman	2000-01-02-03	127	4.05	514
3	Al Perry	1975-76-77-78	102	5.00	510
4	Jamont Gordon	2006-07-08	99	4.89	484
5	Chuck Evans	1992-93	57	7.96	454
6	Lamar Peters	2017-18-19	98	4.38	429
7	Doug Hartsfield	1988-89-90-91	114	3.62	413
8	I.J. Ready	2014-15-16-17	113	3.55	401
9	Jack Bouldin	1970-71-72	75	4.76	357
10	Detrick White	1998-99	63	5.57	351
11	Butch Pierre	1981-82-83-84	105	3.26	342
12	Rich Knarr	1973-74-75-76	97	3.36	326
13	Quindary Weatherspoon	2016-17-18-19	131	2.40	315
14	Ray White	1976-77-78-79	100	3.14	314
15	Craig Sword	2013-14-15-16	123	2.48	305
16	Timmy Bowers	2001-02-03-04	116	2.59	301
17	Barry Stewart	2007-08-09-10	141	2.08	293
18	Tracy Taylor	1984-85-86-87	105	2.75	289
19	Todd Myles	1998-99-2000	85	3.35	285
	Greg Lockhart	1986-87-88-89	100	2.85	285
21	Marcus Grant	1992-93-94-95	105	2.65	278

CAREER - INDIVIDUAL - ASSISTS PER GAME - MIN: 200 ASST

RK	PLAYER	SEASONS	GMS	ASST	APG
1	Chuck Evans	1992-93	57	454	7.96
2	Detrick White	1998-99	63	351	5.57
3	Dee Bost	2009-10-11-12	122	633	5.19
4	Al Perry	1975-76-77-78	102	510	5.00
5	Jamont Gordon	2006-07-08	99	484	4.89
6	Jack Bouldin	1970-71-72	75	357	4.76
7	Lamar Peters	2017-18-19	98	429	4.38
8	T.J. Honore	1994-95	59	242	4.10
9	Derrick Zimmerman	2000-01-02-03	127	514	4.05
10	Gary Ervin	2004-05	64	234	3.66
11	Doug Hartsfield	1988-89-90-91	114	413	3.62
12	Marcus Bullard	1995-96	62	229	3.58
13	I.J. Ready	2014-15-16-17	113	401	3.55
14	Rich Knarr	1973-74-75-76	97	326	3.36
15	Todd Myles	1998-99-2000	85	285	3.35
16	Butch Pierre	1981-82-83-84	105	342	3.26
17	Ray White	1976-77-78-79	100	314	3.14

ANNUAL ASSISTS LEADERS - ALL GAMES

SEASON	PLAYER	GMS	ASST	APG
1969-70	Jack Bouldin	24	121	5.04
1970-71	Jack Bouldin	25	122	4.88
1971-72	Jack Bouldin	26	114	4.38
1972-73	Rich Knarr	26	127	4.88
1973-74	Rich Knarr	22	100	4.55
1974-75	Jeff Stroman	23	79	3.43
1975-76	Al Perry	26	207	7.96
1976-77	Al Perry	27	199	7.37
1977-78	Ray White	26	91	3.50
1978-79	Tom Schuberth	25	107	4.28
1979-80	Greg Grim	27	79	2.93
1980-81	Terry Lewis	27	92	3.41
1981-82	Butch Pierre	27	104	3.85
1982-83	Butch Pierre	24	108	4.50
1983-84	Ken Harvey	28	86	3.07
1984-85	Jeff Norwood	28	125	4.46
1985-86	Tracy Taylor	23	105	4.57
1986-87	Tracy Taylor	27	92	3.41
1987-88	Greg Lockhart	29	83	2.86
1988-89	Greg Lockhart	28	109	3.89
1989-90	Doug Hartsfield	30	158	5.27
1990-91	Doug Hartsfield	29	126	4.34
1991-92	Chuck Evans	28	219	7.82
1992-93	Chuck Evans	29	235	8.10
1993-94	T.J. Honore	29	127	4.38
1994-95	T.J. Honore	30	115	3.83
1995-96	Marcus Bullard	34	175	5.15
1996-97	Trey Moore	30	136	4.53
1997-98	Detrick White	30	166	5.53
1998-99	Detrick White	33	185	5.61
1999-2000	Todd Myles	27	120	4.44
2000-01	Antonio Jackson	31	98	3.16
2001-02	Derrick Zimmerman	35	210	6.00
2002-03	Derrick Zimmerman	31	172	5.55
2003-04	Timmy Bowers	30	145	4.83
2004-05	Gary Ervin	34	160	4.71
2005-06	Jamont Gordon	30	129	4.30
2006-07	Jamont Gordon	35	187	5.34
2007-08	Jamont Gordon	34	168	4.94
2008-09	Dee Bost	36	156	4.33
2009-10	Dee Bost	36	188	5.22
2010-11	Dee Bost	17	106	6.24
2011-12	Dee Bost	33	183	5.55
2012-13	Trivante Bloodman	32	75	2.34
	Craig Sword	32	75	2.34
2013-14	Craig Sword	32	88	2.75
2014-15	I.J. Ready	29	71	2.45
2015-16	I.J. Ready	30	134	4.47
2016-17	I.J. Ready	28	127	4.54
2017-18	Lamar Peters	34	152	4.47
2018-19	Lamar Peters	34	176	5.18
2019-20	Tyson Carter	31	96	3.10

SEASON • INDIVIDUAL • ASSISTS

RK	PLAYER	SEASON	GMS	APG	ASST
1	Chuck Evans	1992-93	29	8.10	235
2	Chuck Evans	1991-92	28	7.82	219
3	Derrick Zimmerman	2001-02	35	6.00	210
4	Al Perry	1975-76	26	7.96	207
5	Al Perry	1976-77	27	7.37	199
6	Dee Bost	2009-10	36	5.22	188
7	Jamont Gordon	2006-07	35	5.34	187
8	Detrick White	1998-99	33	5.61	185
9	Dee Bost	2011-12	33	5.55	183
10	Lamar Peters	2018-19	34	5.18	176
11	Marcus Bullard	1995-96	34	5.15	175
12	Derrick Zimmerman	2002-03	31	5.55	172
13	Jamont Gordon	2007-08	34	4.94	168
14	Detrick White	1997-98	30	5.53	166
15	Gary Ervin	2004-05	34	4.71	160
16	Doug Hartsfield	1989-90	30	5.27	158
17	Dee Bost	2008-09	36	4.33	156
18	Lamar Peters	2017-08	34	4.47	152

SEASON • INDIVIDUAL • ASSISTS PER GAME • MIN: 100 ASST

RK	PLAYER	SEASON	GMS	ASST	APG
1	Chuck Evans	1992-93	29	235	8.10
2	Al Perry	1975-76	26	207	7.96
3	Chuck Evans	1991-92	28	219	7.82
4	Al Perry	1976-77	27	199	7.37
5	Dee Bost	2010-11	17	106	6.24
6	Derrick Zimmerman	2001-02	35	210	6.00
7	Detrick White	1998-99	33	185	5.61
8	Dee Bost	2011-12	33	183	5.55
	Derrick Zimmerman	2002-03	31	172	5.55
10	Detrick White	1997-98	30	166	5.53
11	Jamont Gordon	2006-07	35	187	5.34
12	Doug Hartsfield	1989-90	30	158	5.27
13	Dee Bost	2009-10	36	188	5.22
14	Lamar Peters	2018-19	34	176	5.18
15	Marcus Bullard	1995-96	34	175	5.15
16	Jack Bouldin	1969-70	24	121	5.04

SEC ASSIST CHAMPIONS - SINCE 1968-69

SEASON	PLAYER	GMS	ASST	APG
2011-12	Dee Bost	33	183	5.55
2002-03	Derrick Zimmerman	31	172	5.55
2001-02	Derrick Zimmerman	35	210	6.00
1998-99	Detrick White	33	185	5.61
1997-98	Detrick White	30	166	5.53
1992-93	Chuck Evans	29	235	8.10
1991-92	Chuck Evans	28	219	7.82
1975-76	Al Perry	26	207	7.96

ASSIST LEADERS • 4 SEASONS

PLAYER	SEASONS
Dee Bost	2009-10-11-12

ASSIST LEADERS • 3 SEASONS

PLAYER	SEASONS
I.J. Ready	2015-16-17
Jamont Gordon	2006-07-08
Jack Bouldin	1970-71-72

100+ ASST • SAME SEASON

PLAYERS	SEASON
Lamar Peters • Quindary Weatherspoon	2017-18
Lamar Peters • I.J. Ready	2016-17
Jamont Gordon • Ben Hansbrough	2006-07
Ken Harvey • Jeff Norwood	1984-85
Terry Lewis • Butch Pierre	1981-82
Donnie Black • Jack Bouldin	1970-71

**SEASON • TEAM • ASSISTIS • ALL GAMES**

RK	ASST	TEAM	GMS	APG
1	566	2001-02	35	16.17
2	520	1995-96	34	15.29
3	513	1990-91	29	17.69
4	512	2006-07	35	14.63
5	491	2017-18	37	13.27
6	485	2018-19	34	14.26
7	483	1992-93	29	16.66
	483	1975-76	26	18.58
9	477	1976-77	27	17.67
10	475	2004-05	34	13.97

SEASON • TEAM • ASSISTIS PER GAME • ALL GAMES

RK	APG	TEAM	GMS	ASST
1	18.58	1975-76	26	483
2	17.69	1990-91	29	513
3	17.67	1976-77	27	477
4	16.71	1991-92	28	468
5	16.66	1992-93	29	483
6	16.18	1984-85	28	453
7	16.17	2001-02	35	566
8	15.81	1973-74	26	411
9	15.76	1993-94	29	457
10	15.63	1994-95	30	469

SEASON • TEAM • ASSISTIS • SEC GAMES

RK	ASST	TEAM	GMS	APG
1	307	1990-91	18	17.06
2	267	1992-93	16	16.69
3	265	1989-90	18	14.72
4	259	1991-92	16	16.19
5	256	2001-02	16	16.00

SEASON • TEAM • ASSISTIS PER GAME • SEC GAMES

RK	APG	TEAM	GMS	ASST
1	17.06	1990-91	18	307
2	16.69	1992-93	16	267
3	16.19	1991-92	16	259
4	16.00	2001-02	16	256
5	15.75	1994-95	16	252

SEASON • TEAM • 20+ ASSIST GAMES • SINCE 1975-76

RK	20+ASST	TEAM	GMS	ASST
1	11	1975-76	26	483
2	10	1978-79	28	437
	10	1977-78	28	417
4	9	2001-02	35	566
	9	1990-91	29	513
6	8	1993-94	29	457
	8	1992-93	29	483
8	7	1991-92	29	483
9	6	2006-07	35	512
	6	1995-96	34	520
	6	1994-95	30	469
	6	1984-85	28	453
	6	1982-83	29	415
	6	1979-80	27	394

CAREER • INDIVIDUAL • 10+ ASSIST GAMES • SINCE 1975-76

RK	PLAYER	SEASONS	GMS	ASST	10+
1	Chuck Evans	1992-93	57	454	19
2	Al Perry	1975-76-77-78	102	510	13
3	Dee Bost	2009-10-11-12	122	633	9
4	Gary Ervin	2004-05	64	234	4
	Derrick Zimmerman	2000-01-02-03	127	514	4
5	Lamar Peters	2017-18-19	98	429	3
	Jamont Gordon	2006-07-08	99	484	3
	Detrick White	1998-99	63	351	3
	Doug Hartsfield	1988-89-90-91	114	413	3

SEASON • INDIVIDUAL • 10+ ASSIST GAMES • SINCE 1975-76

RK	PLAYER	SEASON	GMS	ASST	10+
1	Chuck Evans	1992-93	29	235	12
2	Al Perry	1975-76	26	207	8
3	Chuck Evans	1991-92	28	219	7
4	Al Perry	1976-77	27	199	5
5	Dee Bost	2011-12	33	183	4
	Gary Ervin	2004-05	34	160	4

SEASON • INDIVIDUAL • 5+ ASSIST GAMES • SINCE 1975-76

RK	PLAYER	SEASON	GMS	ASST	5+
1	Chuck Evans	1992-93	29	235	25
	Chuck Evans	1991-92	28	219	25
3	Derrick Zimmerman	2001-02	35	210	24
	Al Perry	1976-77	27	199	24
5	Marcus Bullard	1995-96	34	175	22
6	Lamar Peters	2018-19	34	176	21
	Dee Bost	2009-10	36	188	21
	Detrick White	1998-99	33	185	21
	Detrick White	1997-98	30	166	21
	Al Perry	1975-76	26	207	21
11	Jamont Gordon	2006-07	35	187	20
	Derrick Zimmerman	2002-03	31	172	20

GAME - TEAM • ASSISTS • ALL GAMES

RK	ASST	OPPONENT	DATE
1	34	Chicago State	12/04/1975
2	32	Troy	11/30/1993
	32	vs. Cincinnati	11/30/1979
	32	Truman State	12/09/1976
5	31	vs. Louisiana-Monroe • ULM	12/15/2001
	31	Troy	12/05/1995
7	30	Troy	12/10/2011
	30	Alcorn State	12/18/1990
	30	LSU [SEC]	02/15/1975
	30	Samford	12/05/1973

GAME • ASSISTS • ALL GAMES

RK	ASST	PLAYER	OPPONENT	DATE
1	16	Chuck Evans	at Missouri-Kansas City	02/23/1993
2	15	Al Perry	Vanderbilt	01/29/1977
3	14	Lamar Peters	Nebraska	03/14/2018
	14	Gary Ervin	Florida A&M	12/20/2004
	14	Chuck Evans	South Carolina	02/13/1993
	14	Chuck Evans	[16] Arkansas	01/27/1993
7	13	I.J. Ready	LSU	03/04/2017
	13	Dee Bost	Massachusetts	03/13/2012
	13	Dee Bost	Ole Miss	02/09/2012
	13	Darryl Wilson	vs. Oregon State	12/29/1995
	13	Chuck Evans	at Auburn	02/17/1993
	13	Chuck Evans	at [12] Arkansas	01/15/1992
	13	Al Perry	Texas	12/11/1976
	13	Al Perry	Auburn	02/09/1976
	13	Al Perry	Missouri Western State	01/27/1976

GAME • TEAM • ASSISTS • SEC GAMES

RK	ASST	OPPONENT	DATE
1	30	LSU	02/15/1975
2	28	LSU	01/19/1976
3	27	Vanderbilt	01/12/1991
4	26	Ole Miss	01/14/1995
	26	[16] Arkansas	01/27/1993
	26	Florida	02/20/1991
	26	Florida	03/02/1985
	26	at Georgia	02/09/1985
	26	Florida	12/06/1980
	26	Florida	02/23/1979
	26	Ole Miss	01/11/1979
	26	Auburn	02/27/1978
	26	Auburn	02/09/1976

GAME • ASSISTS • SEC GAMES

RK	ASST	PLAYER	OPPONENT	DATE
1	15	Al Perry	Vanderbilt	01/29/1977
2	14	Chuck Evans	South Carolina	02/13/1993
	14	Chuck Evans	[16] Arkansas	01/27/1993
4	13	I.J. Ready	LSU	03/04/2017
	13	Dee Bost	Ole Miss	02/09/2012
	13	Chuck Evans	at Auburn	02/17/1993
	13	Chuck Evans	at [12] Arkansas	01/15/1992
	13	Al Perry	Auburn	02/09/1976
9	12	Chuck Evans	Florida	03/03/1993
	12	Chuck Evans	at LSU	02/10/1993
	12	Doug Hartsfield	[11] LSU	01/04/1990
	12	Tom Schuberth	Auburn	02/19/1979
	12	Al Perry	LSU	01/19/1979
	12	Al Perry	Ole Miss	01/17/1979
	12	Al Perry	Vanderbilt	01/05/1979

ANNUAL TEAM ASSISTS • ALL GAMES

SEASON	GMS	ASST	APG	SEC ONLY		
				GMS	ASST	APG
1969-70	24	310	12.92			
1970-71	25	335	13.40			
1971-72	26	294	11.31			
1972-73	26	389	14.96			
1973-74	26	411	15.81			
1974-75	26	404	15.54			
1975-76	26	483	18.58			
1976-77	27	477	17.67			
1977-78	27	417	15.44			
1978-79	28	437	15.61			
1979-80	27	394	14.59			
1980-81	27	350	12.96			
1981-82	27	322	11.93			
1982-83	29	415	14.31			
1983-84	28	370	13.21			
1984-85	28	453	16.18			
1985-86	30	441	14.70			
1986-87	28	360	12.86	18	216	12.00
1987-88	29	329	11.34	18	199	11.06
1988-89	28	401	14.32	18	250	13.89
1989-90	30	432	14.40	18	265	14.72
1990-91	29	513	17.69	18	307	17.06
1991-92	28	468	16.71	16	259	16.19
1992-93	29	483	16.66	16	267	16.69
1993-94	29	457	15.76	16	212	13.25
1994-95	30	469	15.63	16	252	15.75
1995-96	34	520	15.29	16	232	14.50
1996-97	30	391	13.03	16	215	13.44
1997-98	30	437	14.57	16	216	13.50
1998-99	33	443	13.42	16	189	11.81
1999-2000	30	385	12.83	16	181	11.31
2000-01	31	445	14.35	16	206	12.88
2001-02	35	566	16.17	16	256	16.00
2002-03	31	445	14.35	16	216	13.50
2003-04	30	416	13.87	16	209	13.06
2004-05	34	475	13.97	16	203	12.69
2005-06	30	330	11.00	16	187	11.69
2006-07	35	512	14.63	16	242	15.13
2007-08	34	448	13.18	16	193	12.06
2008-09	36	447	12.42	16	197	12.31
2009-10	36	462	12.83	16	205	12.81
2010-11	31	393	12.68	16	210	13.13
2011-12	33	441	13.36	16	202	12.63
2012-13	32	321	10.03	18	180	10.00
2013-14	33	401	12.15	18	211	11.72
2014-15	32	278	8.69	18	156	8.67
2015-16	31	431	13.90	18	242	13.44
2016-17	32	386	12.06	18	216	12.00
2017-18	37	491	13.27	18	220	12.22
2018-19	34	485	14.26	18	235	13.06
2019-20	31	415	13.39	18	229	12.72

**CAREER • INDIVIDUAL • STEALS**

RK	PLAYER	SEASONS	GMS	SPG	STL
1	Ray White	1976-77-78-79	100	2.17	217
2	Derrick Zimmerman	2000-01-02-03	127	1.61	205
3	Quinnndary Weatherspoon	2016-17-18-19	131	1.53	201
4	Dee Bost	2009-10-11-12	122	1.58	193
5	Craig Sword	2013-14-15-16	123	1.50	185
6	Chuck Evans	1992-93	57	2.89	165
7	Barry Stewart	2007-08-09-10	141	1.15	162
8	Timmy Bowers	2001-02-03-04	116	1.39	161
9	Tony Watts	1989-90-91-92	113	1.36	154
10	I.J. Ready	2014-15-16-17	113	1.35	153
11	Winsome Frazier	2002-03-04-05	106	1.39	147
12	Lamar Peters	2017-18-19	98	1.45	142
13	Darryl Wilson	1994-95-96	93	1.51	140
14	Terry Lewis	1980-81-82-83	90	1.54	139
15	Al Perry	1975-76-77-78	102	1.25	127
16	Greg Lockhart	1986-87-88-89	100	1.22	122
17	Fred Thomas	2013-14-15-16	125	0.96	120
18	Jamont Gordon	2006-07-08	99	1.19	118
19	Chauncey Robinson	1983-84-85-86	108	1.07	116
	Jeff Norwood	1982-83-84-85	94	1.23	116
21	Greg Carter	1988-89-90-91	114	1.01	115
22	Gary Hooker	1976-77-78	80	1.43	114
23	Phil Turner	2008-09-10	102	1.11	113
24	Doug Hartsfield	1988-89-90-91	114	0.96	109
25	Marcus Grant	1992-93-94-95	105	1.02	107
26	Marckell Patterson	1999-2000-01-02	122	0.84	103

CAREER • INDIVIDUAL • STEALS PER GAME • MIN: 75 STL

RK	PLAYER	SEASONS	GMS	STL	SPG
1	Chuck Evans	1992-93	57	165	2.89
2	Ray White	1976-77-78-79	100	217	2.17
3	Derrick Zimmerman	2000-01-02-03	127	205	1.61
4	Dee Bost	2009-10-11-12	122	193	1.58
5	Terry Lewis	1980-81-82-83	90	139	1.54
6	Quinnndary Weatherspoon	2016-17-18-19	131	201	1.53
7	Darryl Wilson	1994-95-96	93	140	1.51
8	Craig Sword	2013-14-15-16	123	185	1.50
9	T.J. Honore	1994-95	59	87	1.47
10	Lamar Peters	2017-18-19	98	142	1.45
11	Gary Hooker	1976-77-78	80	114	1.43
12	Lawrence Roberts	2004-05	62	88	1.42
13	Timmy Bowers	2001-02-03-04	116	161	1.39
14	Trey Moore	1997-98	59	81	1.37
15	Tony Watts	1989-90-91-92	113	154	1.36
	Ken Harvey	1983-84	55	75	1.36
17	I.J. Ready	2014-15-16-17	113	153	1.35
18	Detrick White	1998-99	63	83	1.32
19	Al Perry	1975-76-77-78	102	127	1.25

ANNUAL STEALS LEADERS • ALL GAMES

SEASON	PLAYER	GMS	STL	SPG
1974-75	Jerry Jenkins	26	35	1.35
1975-76	Ray White	26	60	2.31
1976-77	Gary Hooker	27	47	1.74
1977-78	Ray White	26	61	2.35
1978-79	Ray White	23	57	2.48
1979-80	Greg Grim	27	30	1.11
1980-81	Terry Lewis	27	33	1.22
1981-82	Jeff Norwood	27	45	1.67
1982-83	Terry Lewis	29	60	2.07
1983-84	Ken Harvey	28	43	1.54
1984-85	Chauncey Robinson	28	44	1.57
1985-86	Chauncey Robinson	30	41	1.37
1986-87	Tracy Taylor	27	27	1.00
1987-88	Greg Lockhart	29	42	1.45
1988-89	Greg Lockhart	28	42	1.50
1989-90	Tony Watts	30	49	1.63
1990-91	Tony Watts	28	47	1.68
1991-92	Chuck Evans	28	83	2.96
1992-93	Chuck Evans	29	82	2.83
1993-94	T.J. Honore	29	45	1.55
	Darryl Wilson	29	45	1.55
1994-95	Darryl Wilson	30	45	1.50
1995-96	Marcus Bullard	34	52	1.53
1996-97	Trey Moore	30	54	1.80
1997-98	Detrick White	30	49	1.63
1998-99	Detrick White	33	34	1.03
1999-2000	Derrick Zimmerman	30	36	1.20
2000-01	Antonio Jackson	31	36	1.16
	Derrick Zimmerman	31	36	1.16
2001-02	Derrick Zimmerman	35	75	2.14
2002-03	Derrick Zimmerman	31	58	1.87
2003-04	Winsome Frazier	30	71	2.37
2004-05	Lawrence Roberts	32	50	1.56
2005-06	Jamont Gordon	30	34	1.13
2006-07	Jamont Gordon	35	46	1.31
2007-08	Barry Stewart	34	44	1.29
2008-09	Dee Bost	36	52	1.44
2009-10	Dee Bost	36	47	1.31
2010-11	Riley Benock	31	37	1.19
2011-12	Dee Bost	33	66	2.00
2012-13	Fred Thomas	32	56	1.75
2013-14	Craig Sword	32	60	1.88
2014-15	I.J. Ready	29	37	1.28
2015-16	Quinnndary Weatherspoon	31	42	1.35
2016-17	Quinnndary Weatherspoon	29	50	1.72
2017-18	Quinnndary Weatherspoon	37	52	1.41
2018-19	Lamar Peters	34	58	1.71
2019-20	Robert Woodard II	31	35	1.13

SEC STEALS CHAMPIONS • SINCE 1983-84

SEASON	PLAYER	GMS	STL	SPG
2003-04	Winsome Frazier	30	71	2.37
1992-93	Chuck Evans	29	82	2.83
1991-92	Chuck Evans	28	83	2.96

SEASON • INDIVIDUAL • STEALS

RK	PLAYER	SEASON	GMS	SPG	STL
1	Chuck Evans	1991-92	28	2.96	83
2	Chuck Evans	1992-93	29	2.83	82
3	Derrick Zimmerman	2001-02	35	2.14	75
4	Winsome Frazier	2003-04	30	2.37	71
5	Dee Bost	2011-12	33	2.00	66
6	Ray White	1977-78	26	2.35	61
7	Craig Sword	2013-14	32	1.88	60
	Terry Lewis	1982-83	29	2.07	60
	Ray White	1975-76	26	2.31	60
10	Lamar Peters	2018-19	34	1.71	58
	Timmy Bowers	2003-04	30	1.93	58
	Derrick Zimmerman	2002-03	31	1.87	58
13	Quinndary Weatherspoon	2018-19	34	1.67	57
	Ray White	1978-79	23	2.48	57
15	Fred Thomas	2012-13	32	1.75	56
16	Craig Sword	2012-13	32	1.72	55
	Timmy Bowers	2002-03	31	1.77	55
18	Trey Moore	1996-97	30	1.80	54
19	Quinndary Weatherspoon	2017-18	37	1.41	52
	Dee Bost	2008-09	36	1.44	52
	Marcus Bullard	1995-96	34	1.53	52
22	Lamar Peters	2017-18	34	1.47	50
	Quinndary Weatherspoon	2016-17	29	1.72	50
	Lawrence Roberts	2004-05	32	1.56	50
	Darryl Wilson	1995-96	34	1.47	50

SEASON • INDIVIDUAL • STEALS PER GAME • MIN: 50 STL

RK	PLAYER	SEASON	GMS	STL	SPG
1	Chuck Evans	1991-92	28	83	2.96
2	Chuck Evans	1992-93	29	82	2.83
3	Ray White	1978-79	23	57	2.48
4	Winsome Frazier	2003-04	30	71	2.37
5	Ray White	1977-78	26	61	2.35
6	Ray White	1975-76	26	60	2.31
7	Derrick Zimmerman	2001-02	35	75	2.14
8	Terry Lewis	1982-83	29	60	2.07
9	Dee Bost	2011-12	33	66	2.00
10	Timmy Bowers	2003-04	30	58	1.93
11	Craig Sword	2013-14	32	60	1.88
12	Derrick Zimmerman	2002-03	31	58	1.87
13	Trey Moore	1996-97	30	54	1.80
14	Timmy Bowers	2002-03	31	55	1.77
15	Fred Thomas	2012-13	32	56	1.75

STEALS LEADER • 4 SEASONS

PLAYER	SEASONS
Derrick Zimmerman	2000-01-02-03

STEALS LEADER • 3 SEASONS

PLAYER	SEASONS
Quinndary Weatherspoon	2016-17-18
Dee Bost	2009-10-12
Ray White	1976-78-79

50+ STL • SAME SEASON

PLAYERS	SEASON
Lamar Peters • Quinndary Weatherspoon	2018-19
Lamar Peters • Quinndary Weatherspoon	2017-18
Craig Sword • Fred Thomas	2012-13
Timmy Bowers • Winsome Frazier	2003-04
Timmy Bowers • Derrick Zimmerman	2002-03
Marcus Bullard • Darryl Wilson	1995-96

**SEASON • TEAM • STEALS • ALL GAMES**

RK	STL	TEAM	GMS	SPG
1	294	2001-02	35	8.40
2	280	2003-04	30	9.33
3	274	2018-19	34	8.06
4	268	2002-03	31	8.65
5	257	2012-13	32	8.03
6	255	2013-14	33	7.73
	255	1991-92	28	9.11
8	250	2008-09	36	6.94
9	245	2006-07	35	7.00
10	243	2017-18	37	6.57

SEASON • TEAM • STEALS PER GAME • ALL GAMES

RK	SPG	TEAM	GMS	STL
1	9.33	2003-04	30	280
2	9.12	1975-76	26	237
3	9.11	1991-92	28	255
4	8.65	2002-03	31	268
5	8.40	2001-02	35	294
6	8.33	1977-78	27	225
7	8.24	1992-93	29	239
8	8.06	2018-19	34	274
9	8.03	2012-13	32	257
	8.03	1990-91	29	233

SEASON • TEAM • STEALS • SEC GAMES

RK	STL	TEAM	GMS	SPG
1	151	2018-19	18	8.39
2	143	1990-91	18	7.94
3	135	2003-04	16	8.44
4	130	2012-13	18	7.22
5	128	1991-92	16	8.00

SEASON • TEAM • STEALS PER GAME • SEC GAMES

RK	SPG	TEAM	GMS	STL
1	8.44	2003-04	16	135
2	8.39	2018-19	18	151
3	8.00	1991-92	16	128
4	7.94	1990-91	18	143
5	7.88	2008-09	16	126
	7.88	1992-93	16	126

SEASON • TEAM • 10+ STEAL GAMES • SINCE 1984-85

RK	10+ STL	TEAM	GMS	STL
1	16	2003-04	30	280
2	12	2001-02	35	294
3	10	1992-93	29	239
	10	1990-91	29	233
5	9	2013-14	33	255
	9	2012-13	32	257
	9	2002-03	31	268
	9	1991-92	28	255
9	8	2008-09	36	250
	8	2006-07	35	245

CAREER • INDIVIDUAL • 5+ STEAL GAMES • SINCE 1984-85

RK	PLAYER	SEASONS	GMS	STL	5+
1	Chuck Evans	1992-93	57	165	11
2	I.J. Ready	2014-15-16-17	113	153	5
	Fred Thomas	2013-14-15-16	125	120	5
4	Craig Sword	2013-14-15-16	123	185	4
	Winsome Frazier	2002-03-04-05	106	147	4
	Tony Watts	1989-90-91-92	113	154	4
7	Barry Stewart	2007-08-09-10	141	162	3
	Timmy Bowers	2001-02-03-04	116	161	3
	Greg Lockhart	1986-87-88-89	100	1.22	3
10	Lamar Peters	2017-18-19	98	142	2
	Quinnady Weatherspoon	2016-17-18-19	131	201	2
	Dee Bost	2009-10-11-12	122	193	2
	Jamont Gordon	2006-07-08	99	118	2
	Dietric Slater	2004-05-06-07	101	90	2
	Derrick Zimmerman	2000-01-02-03	127	205	2
	Marcus Grant	1992-93-94-95	105	107	2
	Greg Carter	1988-89-90-91	114	115	2
	Robert Woodard	1987-88-89-90	97	60	2

SEASON • INDIVIDUAL • 5+ STEAL GAMES • SINCE 1984-85

RK	PLAYER	SEASON	GMS	STL	5+
1	Chuck Evans	1992-93	29	82	6
2	Chuck Evans	1991-92	28	83	5
3	Fred Thomas	2012-13	32	56	4
	Winsome Frazier	2003-04	30	71	4
5	I.J. Ready	2016-17	28	45	3
6	Quinnady Weatherspoon	2018-19	34	57	2
	Craig Sword	2013-14	32	60	2
	Craig Sword	2012-13	32	55	2
	Jamont Gordon	2005-06	30	34	2
	Derrick Zimmerman	2001-02	35	75	2
	Marcus Grant	1993-94	26	36	2
	Tony Watts	1990-91	28	47	2

GAME - TEAM - STEALS

RK	STL	OPPONENT	DATE
1.	27	Samford	12/29/1975
	27	Louisiana-Lafayette • ULL	12/06/1975
3.	20	Nicholls State	11/17/2001
4.	19	Southeastern Louisiana	12/01/1988
	19	Southern Miss • USM	12/11/1984
6.	18	vs. Prairie View A&M	11/29/1991
	18	Tennessee-Martin • UT Martin	11/27/1991
8.	17	Oregon State	12/01/2016
	17	Florida Atlantic	11/13/2012
	17	Northwestern State	12/04/1982
	17	vs. Vermont	12/30/1977

GAME - INDIVIDUAL - STEALS

RK	STL	PLAYER	OPPONENT	DATE
1	8	Gary Hooker	Samford	12/29/1975
	8	Gary Hooker	Louisiana-Lafayette	12/06/1975
3	7	Craig Sword	Ole Miss	01/11/2014
	7	Fred Thomas	[8] Florida	01/26/2013
	7	Greg Lockhart	at Wichita State	12/21/1985
	7	Jeff Norwood	[7] Kentucky	01/27/1982
	7	Calvin Holmes	at [10] Louisville	12/29/1978
8	6	Tyson Carter	Florida International	11/05/2019
	6	Lamar Peters	Missouri	02/26/2019
	6	Q. Weatherspoon	at Arkansas	02/16/2019
	6	Q. Weatherspoon	Hartford	11/11/2018
	6	Roquez Johnson	vs. Texas	11/21/2012
	6	Phil Turner	South Carolina	02/18/2009
	6	Dietric Slater	at Georgia	02/24/2007
	6	Timmy Bowers	at [17] Florida	01/21/2004
	6	Derrick Zimmerman	at Tulane	12/29/2001
	6	Michael Gholar	at Ole Miss	01/12/2000
	6	Darryl Wilson	Auburn	02/19/1994
	6	Chuck Evans	Florida	03/03/1993
	6	Orien Wilson	at Missouri-Kansas City	02/23/1993
	6	Chuck Evans	Tennessee	02/12/1992
	6	Greg Carter	at Auburn	01/26/1991
	6	Al Perry	at Ole Miss	03/06/1978

ANNUAL TEAM STEALS - ALL GAMES

SEASON	GMS	STL	SPG	SEC ONLY		
				GMS	STL	SPG
1974-75	26	146	5.62			
1975-76	26	237	9.12			
1976-77	27	204	7.56			
1977-78	27	225	8.33			
1978-79	28	192	6.86			
1979-80	27	165	6.11			
1980-81	27	124	4.59			
1981-82	27	179	6.63			
1982-83	29	221	7.62			
1983-84	28	186	6.64			
1984-85	28	219	7.82			
1985-86	30	187	6.23			
1986-87	28	144	5.14	18	92	5.11
1987-88	29	195	6.72	18	107	5.94
1988-89	28	183	6.54	18	111	6.17
1989-90	30	195	6.50	18	117	6.50
1990-91	29	233	8.03	18	143	7.94
1991-92	28	255	9.11	16	128	8.00
1992-93	29	239	8.24	16	126	7.88
1993-94	29	214	7.38	16	92	5.75
1994-95	30	202	6.73	16	98	6.13
1995-96	34	222	6.53	16	109	6.81
1996-97	30	187	6.23	16	95	5.94
1997-98	30	204	6.80	16	95	5.94
1998-99	33	201	6.09	16	78	4.88
1999-2000	30	184	6.13	16	100	6.25
2000-01	31	205	6.61	16	116	7.25
2001-02	35	294	8.40	16	125	7.81
2002-03	31	268	8.65	16	125	7.81
2003-04	30	280	9.33	16	135	8.44
2004-05	34	232	6.82	16	105	6.56
2005-06	30	186	6.20	16	97	6.06
2006-07	35	245	7.00	16	120	7.50
2007-08	34	199	5.85	16	76	4.75
2008-09	36	250	6.94	16	126	7.88
2009-10	36	209	5.81	16	94	5.88
2010-11	31	163	5.26	16	88	5.50
2011-12	33	198	6.00	16	86	5.88
2012-13	32	257	8.03	18	130	7.22
2013-14	33	255	7.73	18	116	6.44
2014-15	32	205	6.41	18	105	5.83
2015-16	31	202	6.52	18	126	7.00
2016-17	32	239	7.47	18	126	7.00
2017-18	37	243	6.57	18	114	6.33
2018-19	34	274	8.06	18	151	8.39
2019-20	31	174	5.61	18	88	4.89

SEC STEALS CHAMPION - SINCE 1983-84 - ALL GAMES

SEASON	GMS	STL	SPG
2002-03	31	268	8.65
2003-04	30	280	9.33

**CAREER - INDIVIDUAL - BLOCKS**

RK	PLAYER	SEASONS	GMS	BPG	BLK
1	Jarvis Varnado	2007-08-09-10	141	4.00	564
2	Erick Dampier	1994-95-96	93	2.68	249
3	Aric Holman	2016-17-18-19	124	1.60	198
	Tyrone Washington	1996-97-98-99	123	1.61	198
5	Kalpatrick Wells	1980-81-82-83	110	1.66	183
6	Abdul Ado	2018-19-20	98	1.86	182
7	Rickey Brown	1977-78-79-80	107	1.52	163
8	Charles Rhodes	2005-06-07-08	110	1.30	143
9	Wiley Peck	1976-77-78-79	107	1.09	117
10	Gavin Ware	2013-14-15-16	125	0.80	100
11	Derrick Zimmerman	2000-01-02-03	127	0.70	89
12	Marcus Campbell	2002-03-04-05	122	0.71	87
13	Fred Thomas	2013-14-15-16	125	0.62	78
14	Marcus Grant	1992-93-94-95	105	0.69	72
15	Kodi Augustus	2008-09-10-11	101	0.70	71
16	Craig Sword	2013-14-15-16	123	0.56	69
	Collin Borchert	2013-14	62	1.11	69
18	Wendell Lewis	2010-11-12	90	0.72	65
	Gary Hooker	1976-77-78	80	0.81	65

CAREER - INDIVIDUAL - BLOCKS PER GAME - MIN: 50 BLK

RK	PLAYER	SEASONS	GMS	BLK	BPG
1	Jarvis Varnado	2007-08-09-10	141	564	4.00
2	Erick Dampier	1994-95-96	93	249	2.68
3	Abdul Ado	2018-19-20	98	182	1.86
4	Kalpatrick Wells	1980-81-82-83	110	183	1.66
5	Tyrone Washington	1996-97-98-99	123	198	1.61
6	Aric Holman	2016-17-18-19	124	198	1.60
7	Rickey Brown	1977-78-79-80	107	163	1.52
8	Charles Rhodes	2005-06-07-08	110	143	1.30
9	Collin Borchert	2013-14	62	69	1.11
10	Wiley Peck	1976-77-78-79	107	117	1.09
11	Chancellor Nichols	1988-89	51	52	1.02
12	Brandon Vincent	2003-04	61	59	0.97
13	Tony Robinson	1984-85	50	48	0.96
14	Reggie Perry	2019-20	65	61	0.94
	Dontae' Jones	1996	33	31	0.94
16	Gary Hooker	1976-77-78	80	65	0.81
17	Gavin Ware	2013-14-15-16	125	100	0.80
18	Robert Woodard II	2019-20	65	49	0.75

ANNUAL BLOCKS LEADERS - ALL GAMES

SEASON	PLAYER	GMS	BLK	BPG
1974-75	Taylor Williams	26	13	0.50
1975-76	Wiley Peck	25	37	1.48
1976-77	Rickey Brown	27	58	2.15
1977-78	Rickey Brown	26	35	1.35
1978-79	Rickey Brown	27	32	1.19
1979-80	Kalpatrick Wells	27	51	1.89
1980-81	Kalpatrick Wells	27	30	1.11
1981-82	Kalpatrick Wells	27	39	1.44
1982-83	Kalpatrick Wells	29	63	2.17
1983-84	Tony Robinson	25	18	0.72
1984-85	Tony Robinson	25	30	1.20
1985-86	Raymond Brown	30	20	0.67
1986-87	Hubert Henderson	28	12	0.43
1987-88	Chancellor Nichols	28	30	1.07
1988-89	Chancellor Nichols	23	22	0.96
1989-90	Greg Carter	30	22	0.73
1990-91	Brad Smith	29	18	0.62
1991-92	Johnny Walker	28	20	0.71
1992-93	Vince Embry	23	21	0.91
1993-94	Erick Dampier	29	65	2.24
1994-95	Erick Dampier	30	78	2.60
1995-96	Erick Dampier	34	106	3.12
1996-97	Tyrone Washington	30	59	1.97
1997-98	Tyrone Washington	29	61	2.10
1998-99	Tyrone Washington	33	65	1.97
1999-2000	Tang Hamilton	30	21	0.70
2000-01	Derrick Zimmerman	31	20	0.65
2001-02	Derrick Zimmerman	35	29	0.83
2002-03	Derrick Zimmerman	31	26	0.84
2003-04	Brandon Vincent	30	40	1.33
2004-05	Marcus Campbell	32	32	1.00
2005-06	Wesley Morgan	27	32	1.19
	Charles Rhodes	29	32	1.10
2006-07	Jarvis Varnado	35	67	1.91
2007-08	Jarvis Varnado	34	157	4.62
2008-09	Jarvis Varnado	36	170	4.72
2009-10	Jarvis Varnado	36	170	4.72
2010-11	Kodi Augustus	31	30	0.97
	Wendell Lewis	31	30	0.97
2011-12	Wendell Lewis	33	30	0.91
2012-13	Colin Borchert	29	36	1.24
2013-14	Colin Borchert	33	33	1.00
2014-15	Gavin Ware	30	32	1.07
2015-16	Gavin Ware	30	32	1.07
2016-17	Aric Holman	32	64	2.00
2017-18	Abdul Ado	36	67	1.86
2018-19	Abdul Ado	31	57	1.84
2019-20	Abdul Ado	31	58	1.87

NCAA BLOCKS CHAMPIONS - SINCE 1983-84

SEASON	PLAYER	GMS	BLK	BPG
2008-09	Jarvis Varnado	36	170	4.72
2007-08	Jarvis Varnado	34	157	4.62

SEC BLOCKS CHAMPIONS - SINCE 1983-84

SEASON	PLAYER	GMS	BLK	BPG
2009-10	Jarvis Varnado	36	170	4.72
2008-09	Jarvis Varnado	36	170	4.72
2007-08	Jarvis Varnado	34	157	4.62
1996-97	Tyrone Washington	30	59	1.97

SEASON • INDIVIDUAL • BLOCKS

RK	PLAYER	SEASON	GMS	BPG	BLK
1	Jarvis Varnado	2009-10	36	4.72	170
	Jarvis Varnado	2008-09	36	4.72	170
3	Jarvis Varnado	2007-08	34	4.62	157
4	Erick Dampier	1995-96	34	3.12	106
5	Erick Dampier	1994-95	30	2.60	78
6	Abdul Ado	2017-18	36	1.86	67
	Jarvis Varnado	2006-07	35	1.91	67
8	Aric Holman	2017-18	37	1.78	66
9	Tyrone Washington	1998-99	33	1.97	65
	Erick Dampier	1993-94	29	2.24	65
11	Aric Holman	2016-17	32	2.00	64
	Charles Rhodes	2006-07	34	1.88	64
13	Kalpatrick Wells	1982-83	29	2.17	63
14	Tyrone Washington	1997-98	29	2.10	61
15	Tyrone Washington	1996-97	30	1.97	59
16	Abdul Ado	2019-20	31	1.87	58
	Rickey Brown	1976-77	27	2.15	58
18	Abdul Ado	2018-19	31	1.84	57
19	Aric Holman	2018-19	34	1.59	54
20	Kalpatrick Wells	1979-80	37	1.89	51

SEASON • INDIVIDUAL • BLOCKS PER GAME • MIN: 50 BLK

RK	PLAYER	SEASON	GMS	BLK	BPG
1	Jarvis Varnado	2009-10	36	170	4.72
	Jarvis Varnado	2008-09	36	170	4.72
3	Jarvis Varnado	2007-08	34	157	4.62
4	Erick Dampier	1995-96	34	106	3.12
5	Erick Dampier	1994-95	30	78	2.60
6	Erick Dampier	1993-94	29	65	2.24
7	Kalpatrick Wells	1982-83	29	63	2.17
8	Rickey Brown	1976-77	27	58	2.15
9	Tyrone Washington	1997-98	29	61	2.10
10	Aric Holman	2016-17	32	64	2.00
11	Tyrone Washington	1998-99	33	65	1.97
	Tyrone Washington	1996-97	30	59	1.97
13	Jarvis Varnado	2006-07	35	67	1.91
14	Kalpatrick Wells	1979-80	27	51	1.89
15	Charles Rhodes	2006-07	34	64	1.88
16	Abdul Ado	2019-20	31	58	1.87
17	Abdul Ado	2017-18	36	67	1.86
18	Abdul Ado	2018-19	31	57	1.84
19	Aric Holman	2017-18	37	66	1.78
20	Aric Holman	2018-19	34	54	1.59

BLOCK LEADERS - 4 SEASONS

PLAYER	SEASONS
Jarvis Varnado	2007-08-09-10
Kalpatrick Wells	1980-81-82-83

BLOCK LEADERS - 3 SEASONS

PLAYER	SEASONS
Abdul Ado	2018-19-20
Derrick Zimmerman	2001-02-03
Tyrone Washington	1997-98-99
Erick Dampier	1994-95-96
Rickey Brown	1977-78-79

**SEASON - TEAM - BLOCKS - ALL GAMES**

RK	BLK	TEAM	GMS	BPG
1	271	2009-10	36	7.53
	271	2008-09	36	7.53
3	267	2007-08	34	7.85
4	222	2006-07	35	6.34
5	198	2017-18	37	5.35
6	175	1995-96	34	5.15
7	172	2018-19	34	5.06
8	158	2019-20	31	5.10
9	151	1976-77	27	5.59
10	144	1993-94	29	4.97

SEASON - TEAM - BLOCKS PER GAME - ALL GAMES

RK	BPG	TEAM	GMS	BLK
1	7.85	2007-08	34	267
2	7.53	2009-10	36	271
	7.53	2008-09	36	271
4	6.34	2006-07	35	222
5	5.59	1976-77	27	151
6	5.35	2017-18	37	198
7	5.15	1995-96	34	175
8	5.10	2019-20	31	158
9	5.06	2018-19	34	172
10	4.97	1993-94	29	144

SEASON - TEAM - BLOCKS - SEC GAMES

RK	BLK	TEAM	GMS	BPG
1	131	2007-08	16	8.19
2	117	2009-10	16	7.31
3	99	2008-09	16	6.19
4	96	2019-20	18	5.33
5	94	2006-07	16	5.88
6	92	2018-19	18	5.11
7	84	2017-18	18	4.67
8	79	2015-16	18	4.39
9	76	1995-96	16	4.75
10	73	2005-06	16	4.56

SEASON - TEAM - BLOCKS PER GAME - SEC GAMES

RK	BPG	TEAM	GMS	BLK
1	8.19	2007-08	16	131
2	7.31	2009-10	16	117
3	6.19	2008-09	16	99
4	5.88	2006-07	16	94
5	5.33	2019-20	18	96
6	5.11	2018-19	18	92
7	4.75	1995-96	16	76
8	4.67	2017-18	18	84
9	4.56	2005-06	16	73
10	4.39	2015-16	18	79

SEASON - TEAM - 10+ BLOCK GAMES - SINCE 1976-77

RK	10+BLK	TEAM	GMS	BLK
1	11	2008-09	36	271
2	10	2007-08	34	267
3	9	2009-10	36	271
4	5	2006-07	35	222
5	2	2018-19	34	172
	2	2017-18	37	198
	2	2015-16	31	133
	2	1998-99	33	119
	2	1995-96	34	175
	2	1993-94	29	144

CAREER - INDIVIDUAL - 5+ BLOCK GAMES - SINCE 1976-77

RK	PLAYER	SEASONS	GMS	BLK	5+
1	Jarvis Varnado	2007-08-09-10	141	564	54
2	Erick Dampier	1994-95-96	93	249	17
3	Abdul Ado	2018-19-20	98	182	5
	Tyrone Washington	1996-97-98-99	123	198	5
5	Kalpatrick Wells	1980-81-82-83	110	183	4
6	Aric Holman	2016-17-18-19	124	198	3
7	Wendell Lewis	2010-11-12	90	65	2
	Kodi Augustus	2008-09-10-11	101	71	2
	Charles Rhodes	2005-06-07-08	110	143	2
	Rickey Brown	1977-78-79-80	107	163	2

SEASON - INDIVIDUAL - 5+ BLOCK GAMES - SINCE 1976-77

RK	PLAYER	SEASON	GMS	BLK	5+
1	Jarvis Varnado	2008-09	36	170	18
2	Jarvis Varnado	2009-10	36	170	17
	Jarvis Varnado	2007-08	34	157	17
4	Erick Dampier	1995-96	34	106	9
5	Erick Dampier	1994-95	30	78	5
6	Erick Dampier	1993-94	29	65	3
7	Abdul Ado	2019-20	31	58	2
	Abdul Ado	2018-19	31	57	2
	Aric Holman	2016-17	32	64	2
	Jarvis Varnado	2006-07	35	67	2
	Tyrone Washington	1997-98	29	61	2
	Tyrone Washington	1996-97	30	59	2
	Kalpatrick Wells	1982-83	29	63	2



GAME - TEAM - BLOCKS

RK	BLK	OPPONENT	DATE
1	16	Georgia [SEC]	01/12/2008
2	15	Fairleigh Dickinson	11/22/2008
	15	Centenary College	11/15/2008
	15	Kentucky [SEC]	01/15/2008
	15	vs. New Orleans	12/21/2006
6	14	Texas-Rio Grande Valley • UTRGV	11/24/2009
	14	Truman State	12/09/1976
8	13	Florida A&M • FAMU	11/18/2017
	13	Arkansas [SEC]	01/14/2010
	13	Wright State	12/16/2009
	13	at Kentucky [SEC]	02/03/2009
	13	North Alabama	11/19/2008
13	12	[8] Auburn [SEC]	01/04/2020
	12	at South Carolina [SEC]	01/26/2016
	12	Troy	11/26/2010
	12	Alabama [SEC]	02/24/2010
	12	Mississippi Valley State	12/28/2009
	12	Louisiana-Monroe • ULM	11/17/2008
	12	at Loyola Marymount	12/19/2007
	12	Miami • Florida	12/13/2007
	12	Alabama [SEC]	03/04/2007
	12	Florida [SEC]	02/01/2005
	12	vs. Northwestern State	11/21/1998
	12	Brigham Young • BYU	12/02/1995
	12	Kansas City • UMKC	02/02/1994

GAME - INDIVIDUAL - BLOCKS

RK	BLK	PLAYER	OPPONENT	DATE
1	10	Jarvis Varnado	Arkansas	01/14/2010
	10	Jarvis Varnado	Kentucky	01/15/2008
	10	Jarvis Varnado	Georgia	01/12/2008
	10	Jarvis Varnado	Miami • Florida	12/13/2007
5	9	Abdul Ado	[8] Auburn	01/04/2020
	9	Jarvis Varnado	at [18] Vanderbilt	02/03/2010
	9	Jarvis Varnado	Louisiana-Monroe	11/17/2008
	9	Jarvis Varnado	at Loyola Marymount	12/19/2007
8	8	Jarvis Varnado	Alabama	02/24/2010
	8	Jarvis Varnado	Texas-Rio Grande Valley	11/24/2009
	8	Jarvis Varnado	Southeastern Louisiana	11/19/2009
	8	Jarvis Varnado	at Alabama	02/21/2009
	8	Jarvis Varnado	Alabama State	12/06/2008
	8	Jarvis Varnado	Fairleigh Dickinson	11/22/2008
	8	Tyrone Washington	at Old Dominion	12/18/1997
	8	Erick Dampier	BYU	12/02/1995
	8	Erick Dampier	vs. [19] Utah	03/19/1995
	8	Kalpatrick Wells	vs. Vanderbilt	03/11/1983

ANNUAL TEAM BLOCKS - ALL GAMES

SEASON	GMS	BLK	BPG	SEC ONLY		
				GMS	BLK	BPG
1974-75	26	42	1.62			
1975-76	26	121	4.65			
1976-77	27	151	5.59			
1977-78	27	108	4.00			
1978-79	28	101	3.61			
1979-80	27	109	4.04			
1980-81	27	74	2.74			
1981-82	27	51	1.89			
1982-83	29	94	3.24			
1983-84	28	43	1.54			
1984-85	28	60	2.14			
1985-86	30	53	1.77			
1986-87	28	27	0.96	18	17	0.94
1987-88	29	86	2.97	18	41	2.28
1988-89	28	71	2.54	18	47	2.61
1989-90	30	86	2.87	18	38	2.11
1990-91	29	71	2.45	18	36	2.00
1991-92	28	77	2.75	16	33	2.06
1992-93	29	104	3.59	16	56	3.50
1993-94	29	144	4.97	16	70	4.38
1994-95	30	141	4.70	16	65	4.06
1995-96	34	175	5.15	16	76	4.75
1996-97	30	107	3.57	16	49	3.06
1997-98	30	90	3.00	16	33	2.06
1998-99	33	119	3.61	16	42	2.63
1999-2000	30	105	3.50	16	46	2.88
2000-01	31	116	3.74	16	43	2.69
2001-02	35	123	3.51	16	51	3.19
2002-03	31	116	3.74	16	57	3.56
2003-04	30	132	4.40	16	61	3.81
2004-05	34	114	3.35	16	51	3.19
2005-06	30	136	4.53	16	73	4.56
2006-07	35	222	6.34	16	94	5.88
2007-08	34	267	7.85	16	131	8.19
2008-09	36	271	7.53	16	99	6.19
2009-10	36	271	7.53	16	117	7.31
2010-11	31	129	4.16	16	65	4.06
2011-12	33	116	3.52	16	52	3.25
2012-13	32	124	3.88	18	64	3.56
2013-14	33	88	2.67	18	48	2.67
2014-15	32	90	2.81	18	46	2.56
2015-16	31	133	4.29	18	79	4.39
2016-17	32	131	4.09	18	67	3.72
2017-18	37	198	5.35	18	84	4.67
2018-19	34	172	5.06	18	92	5.11
2019-20	31	158	5.10	18	96	5.33

SEC BLOCKS CHAMPION - SINCE 1983-84 - ALL GAMES

SEASON	GMS	BLK	BPG
2009-10	36	271	7.53
2008-09	36	271	7.53
2007-08	34	267	7.85
2006-07	35	222	6.34

**SEASON - POINTS**

RK	PTS	PLAYER	SEASON	GMS	PPG
1	520	Rickey Brown	1976-77	27	19.3
2	475	Ray White	1975-76	26	18.3
3	467	Rich Knarr	1972-73	26	18.0
4	461	Gary Hooker	1975-76	26	17.7
5	413	Jamont Gordon	2005-06	30	13.8
6	392	Dee Bost	2008-09	36	10.9
7	389	Nick Weatherspoon	2017-18	36	10.8
8	371	Quinndary Weatherspoon	2015-16	31	12.0
9	344	Erick Dampier	1993-94	29	11.9
10	342	Barry Stewart	2006-07	35	9.8
11	335	Craig Sword	2012-13	32	10.5
12	330	Reggie Perry	2018-19	34	9.7
13	329	Malik Newman	2015-16	29	11.3
14	328	Rodney Hood	2011-12	32	10.3
15	321	Lamar Peters	2016-17	30	10.7
16	320	Jeff Malone	1979-80	27	11.9
17	310	Mario Kegler	2016-17	32	9.7
18	309	Fred Thomas	2012-13	32	9.7

SEASON - SCORING AVERAGE

RK	PPG	PLAYER	SEASON	GMS	PTS
1	19.3	Rickey Brown	1976-77	27	520
2	18.3	Ray White	1975-76	26	475
3	18.0	Rich Knarr	1972-73	26	467
4	17.7	Gary Hooker	1975-76	26	461
5	13.8	Jamont Gordon	2005-06	30	413
6	12.0	Quinndary Weatherspoon	2015-16	31	371
7	11.9	Erick Dampier	1993-94	29	344
	11.9	Jeff Malone	1979-80	27	320
9	11.3	Malik Newman	2015-16	29	329
10	10.9	Dee Bost	2008-09	36	392
11	10.8	Nick Weatherspoon	2017-18	36	389
12	10.7	Lamar Peters	2016-17	30	321
13	10.5	Craig Sword	2012-13	32	335
14	10.3	Rodney Hood	2011-12	32	328

SEASON - FIELD GOALS MADE

RK	FGM	PLAYER	SEASON	PCT	FGA
1	225	Rickey Brown	1976-77	50.8	443
2	206	Ray White	1975-76	50.6	407
3	186	Gary Hooker	1975-76	47.6	391
4	185	Rich Knarr	1972-73	43.4	426
5	149	Nick Weatherspoon	2017-18	47.9	311
6	139	Jamont Gordon	2005-06	40.8	341
	139	Jeff Malone	1979-80	45.9	303
8	133	Quinndary Weatherspoon	2015-16	44.8	297
	133	Erick Dampier	1993-94	58.8	226
10	127	Rodney Hood	2011-12	44.3	287
11	120	Craig Sword	2012-13	40.5	296

SEASON - FIELD GOALS ATTEMPTED

RK	FGA	PLAYER	SEASON	PCT	FGM
1	443	Rickey Brown	1976-77	50.8	225
2	426	Rich Knarr	1972-73	43.4	185
3	407	Ray White	1975-76	50.6	206
4	391	Gary Hooker	1975-76	47.6	186
5	341	Jamont Gordon	2005-06	40.8	139
6	314	Fred Thomas	2012-13	32.8	103
7	311	Nick Weatherspoon	2017-18	47.9	149
8	307	Dee Bost	2008-09	35.2	108
9	303	Jeff Malone	1979-80	45.9	139
10	297	Quinndary Weatherspoon	2015-16	44.8	133

SEASON - FIELD GOAL PERCENTAGE - MIN: 75 FGM

RK	PCT	PLAYER	SEASON	FGM-FGA
1	64.7	Jarvis Varnado	2006-07	75-116
2	61.5	Abdul Ado	2017-18	112-182
3	58.8	Erick Dampier	1993-94	133-226
4	54.2	Gavin Ware	2012-13	110-203
5	53.9	Wiley Peck	1975-76	83-154
6	53.2	Carl Nichols	1987-88	99-186
7	53.1	Robert Jackson	1998-99	76-143
8	52.3	Michael Green	1980-81	101-193
9	51.2	Raymond Brown	1984-85	103-201
10	50.8	Rickey Brown	1976-77	225-443
11	50.6	Ray White	1975-76	206-407
12	50.2	Reggie Perry	2018-19	118-235
13	50.0	Tracy Taylor	1983-84	82-164

SEASON - 3-POINT FIELD GOALS MADE

RK	3FGM	PLAYER	SEASON	PCT	3FGA
1	68	Barry Stewart	2006-07	39.1	174
2	61	Malik Newman	2015-16	37.9	161
3	59	Lamar Peters	2016-17	36.6	161
	59	Reginald Delk	2005-06	41.0	144
5	54	Dee Bost	2008-09	33.5	161
6	47	Rodney Hood	2011-12	36.4	129
	47	Ben Hansbrough	2006-07	41.2	114
8	44	Tyson Carter	2016-17	36.1	122
9	43	Quinndary Weatherspoon	2015-16	39.4	109
10	41	Fred Thomas	2012-13	23.8	172
11	40	Mario Kegler	2016-17	34.5	116

SEASON - 3-POINT FIELD GOALS ATTEMPTED

RK	3FGA	PLAYER	SEASON	PCT	3FGM
1	174	Barry Stewart	2006-07	39.1	68
2	172	Fred Thomas	2012-13	23.8	41
3	161	Lamar Peters	2016-17	36.6	59
	161	Malik Newman	2015-16	37.9	61
	161	Dee Bost	2008-09	33.5	54
6	144	Reginald Delk	2005-06	41.0	59
7	129	Rodney Hood	2011-12	36.4	47
8	122	Tyson Carter	2016-17	36.1	44
9	116	Mario Kegler	2016-17	34.5	40
10	114	Ben Hansbrough	2006-07	41.2	47

SEASON - 3-POINT FIELD GOAL PERCENTAGE - MIN: 35 3-PT FGM

RK	PCT	PLAYER	SEASON	FGM-FGA
1	41.2	Ben Hansbrough	2006-07	47-114
2	41.0	Reginald Delk	2005-06	59-144
3	39.4	Quinndary Weatherspoon	2015-16	43-109
4	39.1	Barry Stewart	2006-07	68-174
5	37.9	Malik Newman	2015-16	61-161

SEASON - FREE THROWS MADE

RK	FTM	PLAYER	SEASON	PCT	FTA
1	122	Dee Bost	2008-09	71.8	170
2	108	Jamont Gordon	2005-06	64.7	167
3	97	Rich Knarr	1972-73	84.3	115
4	89	Gary Hooker	1975-76	71.8	124
5	83	Reggie Perry	2018-19	71.6	116
6	82	Barry Stewart	2006-07	76.6	107
	82	Craig Sword	2012-13	55.4	148
8	78	Erick Dampier	1993-94	49.1	159
9	70	Rickey Brown	1976-77	72.2	97
10	65	Nick Weatherspoon	2017-18	72.2	90

SEASON - FREE THROWS ATTEMPTED

RK	FTA	PLAYER	SEASON	PCT	FTM
1	170	Dee Bost	2008-09	71.8	122
2	167	Jamont Gordon	2005-06	64.7	108
3	159	Erick Dampier	1993-94	49.1	78
4	148	Craig Sword	2012-13	55.4	82
5	124	Gary Hooker	1975-76	71.8	89
6	116	Reggie Perry	2018-19	71.6	83
7	115	Rich Knarr	1972-73	84.3	97
8	113	Abdul Ado	2017-18	51.3	58
9	107	Barry Stewart	2006-07	76.6	82
10	103	Schnider Herard	2016-17	49.5	51

SEASON - FREE THROW PERCENTAGE - MIN: 75 FTA

RK	PCT	PLAYER	SEASON	FTM-FTA
1	84.3	Rich Knarr	1972-73	97-115
2	80.5	Quinnndary Weatherspoon	2015-16	62-77
3	79.5	Fred Thomas	2012-13	62-78
4	76.6	Barry Stewart	2006-07	82-107
5	74.7	Lamar Peters	2016-17	56-75
6	72.2	Nick Weatherspoon	2017-18	65-90
7	72.2	Rickey Brown	1976-77	70-97
8	71.8	Dee Bost	2008-09	122-170
9	71.8	Gary Hooker	1975-76	89-124
10	71.6	Reggie Perry	2018-19	83-116

SEASON - REBOUNDS

RK	REB	PLAYER	SEASON	GMS	RPG
1	292	Rickey Brown	1976-77	27	10.81
2	251	Erick Dampier	1993-94	29	8.66
3	245	Reggie Perry	2018-19	34	7.21
4	231	Abdul Ado	2017-18	36	6.42
5	209	Kalpatrick Wells	1979-80	27	7.74
6	206	Gavin Ware	2012-13	32	6.44
7	203	Jamont Gordon	2005-06	30	6.77
8	192	Carl Nichols	1987-88	29	6.62
9	175	Mario Kegler	2016-17	32	5.47
	175	Gary Hooker	1975-76	26	6.73
11	169	Chancellor Nichols	1987-88	28	6.04
	169	Wiley Peck	1975-76	25	6.76
13	159	Schnider Herard	2016-17	32	4.97
14	153	Rodney Hood	2011-12	32	4.78

SEASON - REBOUNING AVERAGE

RK	RPG	PLAYER	SEASON	GMS	REB
1	10.81	Rickey Brown	1976-77	27	292
2	8.66	Erick Dampier	1993-94	29	251
3	7.74	Kalpatrick Wells	1979-80	27	209
4	7.21	Reggie Perry	2018-19	34	245
5	6.77	Jamont Gordon	2005-06	30	203
6	6.76	Wiley Peck	1975-76	25	169
7	6.73	Gary Hooker	1975-76	26	175
8	6.62	Carl Nichols	1987-88	29	192
9	6.44	Gavin Ware	2012-13	32	206
10	6.42	Abdul Ado	2017-18	36	231

SEASON - ASSISTS

RK	ASST	PLAYER	SEASON	GMS	APG
1	156	Dee Bost	2008-09	36	4.33
2	129	Jamont Gordon	2005-06	30	4.30
3	127	Rich Knarr	1972-73	26	4.88
4	112	Ben Hansbrough	2006-07	35	3.20
5	101	Lamar Peters	2016-17	30	3.37
6	75	Nick Weatherspoon	2017-18	36	2.08
	75	Craig Sword	2012-13	32	2.34
8	74	Gary Ervin	2003-04	30	2.47
9	70	Greg Lockhart	1985-86	30	2.33
10	69	I.J. Ready	2013-14	26	2.65
	69	Ray White	1975-76	26	2.65

SEASON - STEALS

RK	STL	PLAYER	SEASON	GMS	SPG
1	60	Ray White	1975-76	26	2.31
2	56	Fred Thomas	2012-13	32	1.75
3	55	Craig Sword	2012-13	32	1.72
4	52	Dee Bost	2008-09	36	1.44
5	45	Jeff Norwood	1981-82	27	1.67
	45	Gary Hooker	1975-76	26	1.73
7	42	Quinnndary Weatherspoon	2015-16	31	1.35
8	36	Derrick Zimmerman	1999-2000	36	1.20
9	35	Ben Hansbrough	2006-07	35	1.00
10	34	Lamar Peters	2016-17	30	1.13
	34	Jamont Gordon	2005-06	30	1.13

SEASON - BLOCKS

RK	BLK	PLAYER	SEASON	GMS	BPG
1	67	Abdul Ado	2017-18	36	1.86
	67	Jarvis Varnado	2006-07	35	1.91
3	65	Erick Dampier	1993-94	29	2.24
4	58	Rickey Brown	1976-77	27	2.15
5	51	Kalpatrick Wells	1979-80	27	1.89
6	37	Wiley Peck	1975-76	25	1.48
7	30	Chancellor Nichols	1987-88	28	1.07
8	27	Fred Thomas	2012-13	27	0.84
9	25	Reggie Perry	2018-19	34	0.74
10	24	Gavin Ware	2012-13	32	0.75

**100-POINT GAME FACTS****0 • 53-1 H • 45-1 A • 5-0 N • 3-0**

• Mississippi State has won 53 of 54 games when scoring 100 or more points which includes a current streak of 31 straight games dating back to the 1975-76 season.

• Mississippi State won its first 22 games in program history when scoring 100 or more points from the 1950-51 season to the 1974-75 season.

• Mississippi State is 2-1 in games where both teams score over 100 points. All three games have gone to overtime and been against SEC opponents. The last a 104-102 victory over Ole Miss in four overtimes on Jan. 24, 1990.

• Mississippi State has had 12 seasons where the Bulldogs have scored 100 or more points in multiple games, the last coming in 2002-03.

100-POINT GAMES • MOST POINTS

RANK	PTS	OPPONENT	DATE	RESULT
1	123	Troy	12/05/1995	W • 123-73
2	121	Southeastern Louisiana	11/25/1995	W • 121-78
	121	Union	12/04/1958	W • 121-78
4	120	Alcorn State	12/18/1990	W • 120-65
5	118	Troy	11/30/1993	W • 118-83
6	117	vs. Louisiana College	12/10/1960	W • 117-86
7	115	Union	12/05/1960	W • 115-59
8	114	Samford	12/05/1957	W • 114-57
9	113	Southeastern Louisiana	12/01/1988	W • 113-61
	113	Chicago State	12/04/1975	W • 113-81
	113	Southeastern Louisiana	01/27/1964	W • 113-73
	113	Louisiana College	12/11/1961	W • 113-70
	113	at Tampa	02/15/1957	W • 113-87

100-POINT GAMES • BY COACH

RANK	COACH	TOTAL GAMES	RECORD
1	Babe McCarthy	17	17-0
2	Rick Stansbury	13	13-0
3	Richard Williams	10	10-0
4	Kermit Davis	7	6-1
5	Paul Gregory	2	2-0
	Jim Hatfield	2	2-0
	Ben Howland	2	2-0
8	Bob Boyd	1	1-0

100-POINT GAMES • BY SEASON

RANK	SEASON	TOTAL GAMES	RECORD
1	1956-57	3	3-0
2	2002-03	2	2-0
	1995-96	2	2-0
	1990-91	2	2-0
	1989-90	2	2-0
	1976-77	2	2-0
	1974-75	2	1-1
	1963-64	2	2-0
	1962-63	2	2-0
	1960-61	2	2-0
	1958-59	2	2-0
	1955-56	2	2-0

1950-51 • 1-0	H • 1-0	A • 0-0	N • 0-0
DATE	OPPONENT		RESULT
01/08/1951	Mississippi College		W • 103-52
1951-52 • 1-0	H • 0-0	A • 1-0	N • 0-0
DATE	OPPONENT		RESULT
01/31/1952	at Birmingham-Southern College		W • 107-72
1955-56 • 2-0	H • 1-0	A • 1-0	N • 0-0
DATE	OPPONENT		RESULT
12/02/1955	Samford		W • 108-65
01/30/1956	at Ole Miss [SEC]		W • 100-79
1956-57 • 3-0	H • 2-0	A • 1-0	N • 0-0
DATE	OPPONENT		RESULT
12/03/1956	Samford		W • 106-70
12/17/1956	Central Arkansas • UCA		W • 102-80
02/15/1957	at Tampa		W • 113-87
1957-58 • 1-0	H • 1-0	A • 0-0	N • 0-0
DATE	OPPONENT		RESULT
12/05/1957	Samford		W • 114-57
1958-59 • 2-0	H • 1-0	A • 1-0	N • 0-0
DATE	OPPONENT		RESULT
12/04/1958	Union		W • 121-78
02/14/1959	at Florida [SEC]		W • 105-68
1960-61 • 2-0	H • 1-0	A • 0-0	N • 1-0
DATE	OPPONENT		RESULT
12/05/1960	Union		W • 115-59
12/10/1960	vs. Louisiana College [J]		W • 117-86
1961-62 • 2-0	H • 1-0	A • 0-0	N • 1-0
DATE	OPPONENT		RESULT
12/11/1961	Louisiana College		W • 113-70
01/29/1962	at Delta State		W • 106-76
1962-63 • 2-0	H • 2-0	A • 0-0	N • 0-0
DATE	OPPONENT		RESULT
12/19/1962	Christian Brothers		W • 106-71
01/01/1963	Delta State		W • 106-77
1963-64 • 2-0	H • 2-0	A • 0-0	N • 0-0
DATE	OPPONENT		RESULT
12/02/1963	Louisiana Tech		W • 105-61
01/27/1964	Southeastern Louisiana		W • 113-73
1964-65 • 1-0	H • 1-0	A • 0-0	N • 0-0
DATE	OPPONENT		RESULT
01/23/1965	Ole Miss [SEC]		W • 101-72
1970-71 • 1-0	H • 1-0	A • 0-0	N • 0-0
DATE	OPPONENT		RESULT
12/07/1970	Sewanee		W • 102-73
1973-74 • 1-0	H • 1-0	A • 0-0	N • 0-0
DATE	OPPONENT		RESULT
12/05/1973	Samford		W • 110-74
1974-75 • 1-1	H • 1-1	A • 0-0	N • 0-0
DATE	OPPONENT		RESULT
01/27/1975	Ole Miss [SEC]		W • 100-80
02/03/1975	Florida [SEC]		L • 107-104 • 2OT

RECORDS - 100-POINT GAMES


1975-76 - 1-0	H - 1-0	A - 0-0	N - 0-0
DATE	OPPONENT		RESULT
12/04/1975	Chicago State		W • 113-81
1976-77 - 2-0	H - 2-0	A - 0-0	N - 0-0
DATE	OPPONENT		RESULT
12/09/1976	Truman State		W • 107-58
01/29/1977	Vanderbilt [SEC]		W • 102-77
1978-79 - 1-0	H - 1-0	A - 0-0	N - 0-0
DATE	OPPONENT		RESULT
01/11/1979	Ole Miss [SEC]		W • 101-92 • 2OT
1979-80 - 1-0	H - 1-0	A - 0-0	N - 0-0
DATE	OPPONENT		RESULT
12/06/1979	Vanderbilt [SEC]		W • 110-106 • OT
1982-83 - 1-0	H - 1-0	A - 0-0	N - 0-0
DATE	OPPONENT		RESULT
12/06/1982	Florida International • FIU		W • 102-66
1988-89 - 1-0	H - 1-0	A - 0-0	N - 0-0
DATE	OPPONENT		RESULT
12/01/1988	Southeastern Louisiana		W • 113-61
1989-90 - 2-0	H - 2-0	A - 0-0	N - 0-0
DATE	OPPONENT		RESULT
11/29/1989	Centenary College		W • 112-74
01/24/1990	Ole Miss [SEC]		W • 104-102 • 4OT
1990-91 - 2-0	H - 2-0	A - 0-0	N - 0-0
DATE	OPPONENT		RESULT
11/29/1990	Tennessee Tech		W • 109-76
12/18/1990	Alcorn State		W • 120-65
1992-93 - 1-0	H - 1-0	A - 0-0	N - 0-0
DATE	OPPONENT		RESULT
01/05/1993	Tennessee Tech		W • 110-65
1993-94 - 1-0	H - 1-0	A - 0-0	N - 0-0
DATE	OPPONENT		RESULT
11/30/1993	Troy		W • 118-83
1994-95 - 1-0	H - 1-0	A - 0-0	N - 0-0
DATE	OPPONENT		RESULT
11/28/1994	Southeastern Louisiana		W • 106-67
1995-96 - 2-0	H - 2-0	A - 0-0	N - 0-0
DATE	OPPONENT		RESULT
11/25/1995	Southeastern Louisiana		W • 121-78
12/05/1995	Troy		W • 123-73
1998-99 - 1-0	H - 1-0	A - 0-0	N - 0-0
DATE	OPPONENT		RESULT
11/17/1998	vs. Arkansas-Pine Bluff [J]		W • 105-53
1999-2000 - 1-0	H - 1-0	A - 0-0	N - 0-0
DATE	OPPONENT		RESULT
11/23/1999	Arkansas-Pine Bluff		W • 107-67
2000-01 - 1-0	H - 1-0	A - 0-0	N - 0-0
DATE	OPPONENT		RESULT
11/30/2000	Alabama A&M		W • 102-60

2001-02 - 1-0	H - 1-0	A - 0-0	N - 0-0
DATE	OPPONENT		RESULT
12/15/2001	Louisiana-Monroe • ULM		W • 104-67
2002-03 - 2-0	H - 2-0	A - 0-0	N - 0-0
DATE	OPPONENT		RESULT
11/30/2002	Jacksonville		W • 100-65
12/02/2002	Alabama A&M		W • 100-58
2003-04 - 1-0	H - 1-0	A - 0-0	N - 0-0
DATE	OPPONENT		RESULT
03/02/2004	Auburn [SEC]		W • 105-91
2004-05 - 1-0	H - 1-0	A - 0-0	N - 0-0
DATE	OPPONENT		RESULT
12/20/2004	Florida A&M • FAMU		W • 104-80
2005-06 - 1-0	H - 0-0	A - 0-0	N - 1-0
DATE	OPPONENT		RESULT
12/15/2005	vs. Jacksonville State [J]		W • 104-80
2006-07 - 1-0	H - 1-0	A - 0-0	N - 0-0
DATE	OPPONENT		RESULT
03/17/2007	Bradley [NIT]		W • 101-72
2008-09 - 1-0	H - 1-0	A - 0-0	N - 0-0
DATE	OPPONENT		RESULT
11/19/2008	North Alabama		W • 102-61
2009-10 - 1-0	H - 1-0	A - 0-0	N - 0-0
DATE	OPPONENT		RESULT
12/05/2009	St. Bonaventure		W • 105-53
2011-12 - 1-0	H - 1-0	A - 0-0	N - 0-0
DATE	OPPONENT		RESULT
12/10/2011	Troy		W • 106-68
2015-16 - 1-0	H - 1-0	A - 0-0	N - 0-0
DATE	OPPONENT		RESULT
11/13/2015	Eastern Washington		W • 106-88
2017-18 - 1-0	H - 1-0	A - 0-0	N - 0-0
DATE	OPPONENT		RESULT
12/30/2017	North Florida • UNF		W • 109-81

LEGEND

[SEC] - Southeastern Conference game
 [J] - Game played in Jackson, Mississippi
 [NIT] - National Invitational Tournament

**25+ POINT VICTORY GAME FACTS**

• Mississippi State has won 205 games by 25 points or more in program history which include 35 games during SEC regular season play and two games in the SEC Tournament.

• MSU's last victory by 25-plus points versus a SEC opponent was a 69-44 win over Ole Miss on March 7, 2020 to conclude the regular season.

• The Bulldogs have recorded multiple wins by 25-plus points in 54 seasons. State has garnered 17 victories of 25-plus points under Ben Howland which ranks fifth among coaches in program history.

• Mississippi State has secured multiple wins by 25-plus points or more against 43 opponents. The most victories by 25-plus points over a single opponent is 13 versus Ole Miss.

• MSU has had five streaks spanning at least five straight seasons where the Bulldogs have recorded a win of 25-plus points. The longest stretch was a 22-year run from 1988-89 to 2009-10 under Richard Williams and Rick Stansbury. The Bulldogs are currently on a six-year streak which began in 2014-15.

• The Bulldogs have won consecutive games by 25-plus points 68 times in program history. The most recent occasion was a 72-45 victory over Missouri on Jan. 14, 2020 followed by a 91-59 win over Georgia on Jan. 18, 2020.

25+ POINT VICTORIES • COACHES

RANK	COACH	GMS
1	Rick Stansbury	45
2	E.C. Hayes	32
3	Babe McCarthy	29
4	Richard Williams	28
5	Ben Howland	17
6	Kermit Davis	9
7	Paul Gregory	8
8	Bob Boyd	7
9	Edwin Hale	6
10	Stanfield Hitt	4
11	Bernie Bierman	3
	Ron Greene	3
	T.H. Werner	3
14	Ray G. Dauber	2
	Joe Dan Gold	2
	Jim Hatfield	2
	Rick Ray	2
18	Frank Carideo	1
	W.D. Chadwick	1
	K.P. Gatchell	1

25+ POINT VICTORIES • SEASONS

RANK	SEASON	GMS
1	1913-14	9
2	2019-20	5
	2017-18	5
	2009-10	5
	2006-07	5
	2004-05	5
	2001-02	5
	1976-77	5
	1961-62	5
	1958-59	5

1908-09 • 3

DATE	OPPONENT	SCORE • MOV
01/01/1909	Columbus Athletic Club	35-6 • +29
01/22/1909	Brownsville Athletic Club	75-0 • +75
01/24/1909	at Columbus Athletic Club	61-1 • +60

1910-11 • 1

DATE	OPPONENT	SCORE • MOV
02/16/1911	Union	66-18 • +48

1911-12 • 3

DATE	OPPONENT	SCORE • MOV
01/25/1912	Mississippi College	45-17 • +28
02/01/1912	Union	66-18 • +48
02/02/1912	Union	36-11 • +25

1912-13 • 4

DATE	OPPONENT	SCORE • MOV
02/01/1913	Union	41-15 • +26
02/04/1913	Mississippi College	45-5 • +40
02/05/1913	Mississippi College	43-15 • +28
02/20/1913	Maryville College	49-13 • +36

1913-14 • 9

DATE	OPPONENT	SCORE • MOV
01/14/1914	Millsaps College	63-8 • +55
01/15/1914	Millsaps College	46-9 • +37
01/30/1914	Mississippi College	42-9 • +33
01/31/1914	Mississippi College	50-11 • +39
02/07/1914	at Millsaps College	66-23 • +43
02/09/1914	at Mississippi College	43-9 • +34
02/20/1914	Tulane	40-14 • +26
02/25/1914	Ole Miss	68-15 • +53
02/26/1914	Ole Miss	84-18 • +66

1914-15 • 3

DATE	OPPONENT	SCORE • MOV
01/14/1915	Mississippi College	50-0 • +50
01/15/1915	Mississippi College	53-3 • +50
01/22/1915	Auburn	44-16 • +28

1915-16 • 4

DATE	OPPONENT	SCORE • MOV
02/01/1916	Cumberland	39-13 • +26
02/02/1916	Cumberland	42-8 • +34
02/11/1916	Millsaps College	60-21 • +39
02/12/1916	Millsaps College	41-15 • +26

1918-19 • 1

DATE	OPPONENT	SCORE • MOV
02/08/1919	at Ole Miss	52-14 • +38

1919-20 • 3

DATE	OPPONENT	SCORE • MOV
02/11/1920	Samford	56-10 • +46
02/23/1920	Furman	69-26 • +43
02/27/1920	Ole Miss	49-13 • +36

1920-21 • 2

DATE	OPPONENT	SCORE • MOV
01/28/1921	Mississippi College	46-16 • +30
02/25/1922	vs. Furman [SIAA-T]	41-7 • +34

**1921-22 - 3**

DATE	OPPONENT	SCORE • MOV
01/07/1922	Baylor Medical School	45-15 • +30
01/21/1922	Mississippi College	46-8 • +38
02/18/1922	Ole Miss	48-17 • +31

1924-25 - 1

DATE	OPPONENT	SCORE • MOV
12/19/1924	at Meridian All-Stars	65-8 • +57

1925-26 - 1

DATE	OPPONENT	SCORE • MOV
01/05/1926	at Birmingham YMHA	44-13 • +31

1926-27 - 2

DATE	OPPONENT	SCORE • MOV
12/23/1926	at Meridian All-Stars	52-17 • +35
01/05/1927	Sewanee [So-Con]	53-10 • +43

1927-28 - 1

DATE	OPPONENT	SCORE • MOV
01/06/1928	Tulane [SoCon]	52-14 • +38

1929-30 - 1

DATE	OPPONENT	SCORE • MOV
01/10/1930	at Meridian All-Stars	43-17 • +26

1933-34 - 2

DATE	OPPONENT	SCORE • MOV
01/16/1934	at Rhodes College	67-26 • +41
01/17/1934	at Rhodes College	64-25 • +39

1934-35 - 4

DATE	OPPONENT	SCORE • MOV
01/12/1935	Amory Independents	58-21 • +37
01/14/1935	Rhodes College	57-17 • +40
01/15/1935	Rhodes College	64-29 • +35
02/09/1935	Ole Miss [SEC]	61-31 • +30

1935-36 - 1

DATE	OPPONENT	SCORE • MOV
12/18/1935	Oglethorpe	57-23 • +34

1944-45 - 1

DATE	OPPONENT	SCORE • MOV
01/25/1945	Columbus Air Force Base	55-28 • +27

1946-47 - 3

DATE	OPPONENT	SCORE • MOV
12/13/1946	Florida [SEC]	55-24 • +31
12/14/1946	Auburn [SEC]	61-35 • +26
02/15/1947	at Mississippi College	82-48 • +34

1950-51 - 2

DATE	OPPONENT	SCORE • MOV
12/15/1950	LSU [SEC]	94-69 • +25
01/08/1951	Mississippi College	103-52 • +51

1951-52 - 4

DATE	OPPONENT	SCORE • MOV
12/04/1951	Sewanee	71-46 • +25
12/10/1951	Florida State • FSU	75-47 • +28
12/15/1951	Arkansas	79-39 • +40
01/31/1952	at Birmingham-Southern College	107-72 • +35

1952-53 - 2

DATE	OPPONENT	SCORE • MOV
12/06/1952	Birmingham-Southern College	70-45 • +25
01/28/1953	Samford	81-56 • +25

1955-56 - 1

DATE	OPPONENT	SCORE • MOV
12/02/1955	Samford	108-65 • +43

1956-57 - 3

DATE	OPPONENT	SCORE • MOV
12/03/1956	Samford	106-70 • +36
12/10/1956	at Rhodes College	83-56 • +27
02/15/1957	at Tampa	113-87 • +26

1957-58 - 3

DATE	OPPONENT	SCORE • MOV
12/05/1957	Samford	114-57 • +57
01/04/1958	Auburn [SEC]	70-42 • +28
02/27/1958	Ole Miss [SEC]	91-60 • +31

1958-59 - 5

DATE	OPPONENT	SCORE • MOV
12/04/1958	Union	121-78 • +43
12/06/1958	at Rhodes College	91-46 • +45
12/15/1958	Arkansas State	98-71 • +27
01/17/1959	Ole Miss [SEC]	87-58 • +29
02/14/1959	at Florida [SEC]	105-68 • +37

1959-60 - 2

DATE	OPPONENT	SCORE • MOV
12/12/1959	Louisiana College	90-61 • +29
01/09/1960	Alabama [SEC]	85-56 • +29

1960-61 - 3

DATE	OPPONENT	SCORE • MOV
12/05/1960	Union	115-59 • +56
12/10/1960	vs. Louisiana College [J]	117-86 • +31
01/03/1961	Delta State	92-53 • +39

1961-62 - 5

DATE	OPPONENT	SCORE • MOV
12/04/1961	Louisiana-Lafayette • ULL	88-61 • +27
12/09/1961	Delta State	84-55 • +29
12/11/1961	Louisiana College	113-70 • +43
01/17/1962	Alabama [SEC]	67-40 • +27
01/29/1962	at Delta State	106-76 • +30

1962-63 - 4

DATE	OPPONENT	SCORE • MOV
12/04/1962	Arkansas-Monticello	90-55 • +35
12/19/1962	Christian Brothers	106-71 • +35
01/01/1963	Delta State	106-77 • +29
02/23/1963	at LSU [SEC]	99-64 • +35

1963-64 - 2

DATE	OPPONENT	SCORE • MOV
12/02/1963	Louisiana Tech	105-61 • +44
01/27/1964	Southeastern Louisiana	113-73 • +40

1964-65 - 1

DATE	OPPONENT	SCORE • MOV
01/04/1965	Alabama [SEC]	96-68 • +28



1966-67 - 2		
DATE	OPPONENT	SCORE • MOV
12/12/1966	Samford	96-65 • +31
01/07/1967	Georgia [SEC]	92-63 • +29
1970-71 - 1		
DATE	OPPONENT	SCORE • MOV
12/07/1970	Sewanee	102-73 • +29
1972-73 - 1		
DATE	OPPONENT	SCORE • MOV
12/01/1972	Samford	86-61 • +25
1973-74 - 1		
DATE	OPPONENT	SCORE • MOV
12/05/1973	Samford	110-74 • +36
1975-76 - 1		
DATE	OPPONENT	SCORE • MOV
12/04/1975	Chicago State	113-81 • +32
1976-77 - 5		
DATE	OPPONENT	SCORE • MOV
11/27/1976	Kentucky Wesleyan College	89-49 • +40
12/09/1976	Truman State	107-58 • +49
01/08/1977	Ole Miss [SEC]	85-49 • +36
01/29/1977	Vanderbilt [SEC]	102-77 • +25
02/19/1977	Georgia [SEC]	98-69 • +29
1977-78 - 3		
DATE	OPPONENT	SCORE • MOV
12/07/1977	Birmingham-Southern College	81-55 • +26
12/30/1977	vs. Vermont [A-NM]	79-50 • +29
01/04/1978	Ole Miss [SEC]	73-48 • +25
1978-79 - 1		
DATE	OPPONENT	SCORE • MOV
12/09/1978	Middle Tennessee	85-50 • +35
1980-81 - 1		
DATE	OPPONENT	SCORE • MOV
12/17/1980	UT Martin	87-62 • +25
1981-82 - 2		
DATE	OPPONENT	SCORE • MOV
11/27/1981	Auburn-Montgomery	68-43 • +25
12/01/1981	Birmingham-Southern College	71-46 • +25
1982-83 - 3		
DATE	OPPONENT	SCORE • MOV
12/04/1982	Northwestern State	97-59 • +38
12/06/1982	Florida International • FIU	102-66 • +36
12/11/1982	North Alabama	80-49 • +31
1983-84 - 1		
DATE	OPPONENT	SCORE • MOV
12/03/1983	Troy	77-49 • +28
1984-85 - 1		
DATE	OPPONENT	SCORE • MOV
11/27/1984	Jackson State	77-46 • +31
1986-87 - 1		
DATE	OPPONENT	SCORE • MOV
12/02/1986	Christian Brothers	77-52 • +25

1988-89 - 1		
DATE	OPPONENT	SCORE • MOV
12/01/1988	Southeastern Louisiana	113-61 • +42
1989-90 - 4		
DATE	OPPONENT	SCORE • MOV
11/29/1989	Centenary College	112-74 • +42
12/07/1989	Christian Brothers	86-51 • +35
01/20/1990	Florida [SEC]	98-73 • +25
02/21/1990	at Florida [SEC]	79-54 • +25
1990-91 - 3		
DATE	OPPONENT	SCORE • MOV
11/26/1990	Tennessee Tech	109-76 • +33
12/11/1990	Eastern Kentucky	94-67 • +27
12/18/1990	Alcorn State	120-65 • +55
1991-92 - 3		
DATE	OPPONENT	SCORE • MOV
11/27/1991	UT Martin	86-54 • +32
11/29/1991	vs. Prairie View A&M [LAF-LA]	97-52 • +45
12/10/1991	Drake	79-50 • +29
1992-93 - 2		
DATE	OPPONENT	SCORE • MOV
12/17/1992	Truman State	75-48 • +27
01/05/1993	Tennessee Tech	110-65 • +42
1993-94 - 3		
DATE	OPPONENT	SCORE • MOV
11/30/1993	Troy	118-83 • +35
12/11/1993	Southeastern Louisiana	81-55 • +26
02/08/1994	Florida Tech	95-61 • +26
1994-95 - 4		
DATE	OPPONENT	SCORE • MOV
11/28/1994	Southeastern Louisiana	106-67 • +39
01/14/1995	Ole Miss [SEC]	94-52 • +42
01/16/1995	Northwestern State	98-58 • +30
02/22/1995	Vanderbilt [SEC]	76-48 • +28
1995-96 - 2		
DATE	OPPONENT	SCORE • MOV
11/25/1995	Southeastern Louisiana	121-78 • +43
12/05/1995	Troy	123-73 • +50
1996-97 - 2		
DATE	OPPONENT	SCORE • MOV
12/14/1996	Loyola • New Orleans	98-32 • +66
12/17/1996	Texas Southern	95-64 • +31
1997-98 - 3		
DATE	OPPONENT	SCORE • MOV
11/18/1997	Texas-Rio Grande Valley • UTRGV	90-60 • +30
11/26/1997	Tennessee Tech	83-57 • +26
02/11/1998	LSU [SEC]	85-48 • +37
1998-99 - 4		
DATE	OPPONENT	SCORE • MOV
11/17/1998	vs. Arkansas-Pine Bluff [J]	105-53 • +52
11/21/1998	vs. Northwestern State [T]	75-46 • +29
12/12/1998	Southeastern Louisiana	97-60 • +37
02/03/1999	Alabama [SEC]	79-50 • +29

**1999-2000 - 2**

DATE	OPPONENT	SCORE • MOV
11/23/1999	Arkansas-Pine Bluff	107-67 • +40
12/07/1999	South Carolina State	88-58 • +30

2000-01 - 2

DATE	OPPONENT	SCORE • MOV
11/21/2000	Mississippi Valley State	93-58 • +35
11/30/2000	Alabama A&M	102-60 • +42

2001-02 - 5

DATE	OPPONENT	SCORE • MOV
11/17/2001	Nicholls State	95-59 • +36
11/19/2001	Florida A&M • FAMU	92-55 • +37
11/28/2001	Alabama A&M	70-45 • +25
12/15/2001	vs. Louisiana-Monroe • ULM [SH]	104-67 • +37
02/16/2002	Auburn [SEC]	89-53 • +36

2002-03 - 4

DATE	OPPONENT	SCORE • MOV
11/30/2002	Jacksonville	100-65 • +35
12/02/2002	Alabama A&M	100-58 • +42
12/07/2002	Louisiana Tech	78-38 • +40
02/08/2003	Arkansas [SEC]	84-54 • +30

2003-04 - 2

DATE	OPPONENT	SCORE • MOV
02/25/2004	LSU [SEC]	84-58 • +26
03/19/2004	vs. Monmouth [NCAA]	85-52 • +33

2004-05 - 5

DATE	OPPONENT	SCORE • MOV
11/21/2004	Nicholls State	98-69 • +29
12/11/2004	Little Rock	83-53 • +30
12/22/2004	vs. Jacksonville State [J]	95-53 • +42
01/05/2005	Auburn [SEC]	90-53 • +37
01/15/2005	Arkansas [SEC]	80-55 • +25

2005-06 - 1

DATE	OPPONENT	SCORE • MOV
02/18/2006	Ole Miss [SEC]	84-55 • +29

2006-07 - 5

DATE	OPPONENT	SCORE • MOV
11/11/2006	Nicholls State	90-55 • +35
12/09/2006	South Alabama • USA	84-46 • +38
12/16/2006	McNeese State	89-63 • +26
12/21/2006	vs. New Orleans • UNO [J]	89-63 • +26
03/17/2007	Bradley [NIT]	101-72 • +29

2007-08 - 4

DATE	OPPONENT	SCORE • MOV
11/10/2007	Louisiana Tech	75-45 • +30
12/08/2007	Southeastern Louisiana	84-59 • +25
12/19/2007	at Loyola Marymount	85-54 • +31
12/21/2007	at Texas A&M-Corpus Christi	95-70 • +25

2008-09 - 4

DATE	OPPONENT	SCORE • MOV
11/17/2008	Louisiana-Monroe • ULM	78-49 • +29
11/19/2008	North Alabama	102-61 • +41
11/22/2008	Fairleigh Dickinson	84-58 • +26
01/05/2009	Western Kentucky • WКУ	95-67 • +28

2009-10 - 5

DATE	OPPONENT	SCORE • MOV
11/24/2009	Texas-Rio Grande Valley • UTRGV	75-50 • +25
12/05/2009	St. Bonaventure	105-53 • +52
12/10/2009	vs. DePaul [T-FL]	76-45 • +31
12/22/2009	vs. Centenary College [J]	88-51 • +37
12/28/2009	Mississippi Valley State	73-45 • +28

2011-12 - 2

DATE	OPPONENT	SCORE • MOV
11/25/2011	UT Martin	76-50 • +26
12/10/2011	Troy	106-68 • +38

2012-13 - 1

DATE	OPPONENT	SCORE • MOV
01/03/2013	New Orleans • UNO	97-46 • +51

2014-15 - 1

DATE	OPPONENT	SCORE • MOV
11/28/2014	vs. Saint Louis [CC-TX]	75-50 • +25

2015-16 - 2

DATE	OPPONENT	SCORE • MOV
11/28/2015	UT Martin	76-51 • +25
02/09/2016	Arkansas [SEC]	78-46 • +32

2016-17 - 2

DATE	OPPONENT	SCORE • MOV
12/19/2016	vs. Southern Miss • USM [J]	86-44 • +42
03/08/2017	vs. LSU [SEC-T]	79-52 • +27

2017-18 - 5

DATE	OPPONENT	SCORE • MOV
11/10/2017	Alabama A&M	96-68 • +28
11/18/2017	Florida A&M • FAMU	79-48 • +31
12/09/2017	North Georgia	95-62 • +33
12/16/2017	UT Martin	92-61 • +31
12/30/2017	North Florida • UNF	109-81 • +28

2018-19 - 3

DATE	OPPONENT	SCORE • MOV
11/09/2018	Austin Peay	95-67 • +28
11/16/2018	Long Beach State	79-51 • +28
03/14/2019	vs. Texas A&M [SEC-T]	80-54 • +26

2019-20 - 5

DATE	OPPONENT	SCORE • MOV
11/24/2019	at Coastal Carolina	81-56 • +25
12/30/2019	Kent State	96-68 • +28
01/14/2020	Missouri [SEC]	72-45 • +27
01/18/2020	Georgia [SEC]	91-59 • +32
03/07/2020	Ole Miss [SEC]	69-44 • +25

LEGEND

[SEC] - Southeastern Conference game
 [SEC-T] - SEC Tournament [SIAA-T] - SIAA Tournament
 [NCAA] - NCAA Tournament [NIT] - National Invitational Tournament

[A-NM] - Game played in Albuquerque, New Mexico

[CC-TX] - Game played in Corpus Christi, Texas

[LAF-LA] - Game played in Lafayette, Louisiana

[T-FL] - Game played in Tampa, Florida

[J] - Game played in Jackson, Mississippi

[SH] - Game played in Southaven, Mississippi

[T] - Game played in Tupelo, Mississippi

**MARGIN OF VICTORY - ALL GAMES**

RK	PTS	OPPONENT	DATE	SCORE
1	75	Brownsville Athletic Club	01/22/1909	75-0
2	66	Loyola - New Orleans	12/14/1996	98-32
	66	Ole Miss	02/26/1914	84-18
4	60	at Columbus Athletic Club	01/24/1909	61-1
5	57	Samford	12/05/1957	114-57
	57	at Meridian All-Stars	12/19/1924	65-8
7	56	Union	12/05/1960	115-59
8	55	Alcorn State	12/18/1990	120-65
	55	Millsaps College	01/14/1914	63-8
10	53	Ole Miss	02/25/1914	68-15
11	52	St. Bonaventure	12/05/2009	105-53
	52	vs. Arkansas-Pine Bluff	11/17/1998	105-53
	52	Southeastern Louisiana	12/01/1988	113-61
14	51	New Orleans - UNO	01/03/2013	97-46
	51	Mississippi College	01/08/1951	103-52
16	50	Troy	12/05/1995	123-73
	50	Mississippi College	01/15/1915	53-3
	50	Mississippi College	01/14/1914	50-0

MARGIN OF VICTORY - ALL GAMES - SINCE 1949-50

RK	PTS	OPPONENT	DATE	SCORE
1	66	Loyola - New Orleans	12/14/1996	98-32
2	57	Samford	12/05/1957	114-57
3	56	Union	12/05/1960	115-59
4	55	Alcorn State	12/18/1990	120-65
5	52	St. Bonaventure	12/05/2009	105-53
	52	vs. Arkansas-Pine Bluff	11/17/1998	105-53
	52	Southeastern Louisiana	12/01/1988	113-61
8	51	New Orleans - UNO	01/03/2013	97-46
	51	Mississippi College	01/08/1951	103-52
10	50	Troy	12/05/1995	123-73
11	49	Truman State	12/09/1976	107-58
12	45	Tennessee Tech	01/05/1993	110-65
	45	vs. Prairie View A&M	11/29/1991	97-52
	45	at Rhodes College	12/06/1958	91-46
15	44	Louisiana Tech	12/02/1963	105-61
16	43	Southeastern Louisiana	11/25/1995	121-78
	43	Louisiana College	12/11/1961	113-70
	43	Union	12/04/1958	121-78
	43	Samford	12/02/1955	108-65
20	42	vs. Southern Miss	12/19/2016	86-44
	42	Alabama A&M	12/02/2002	100-58
	42	Alabama A&M	11/30/2000	102-60
	42	vs. Jacksonville State	12/22/2004	95-53
	42	Ole Miss [SEC]	01/14/1995	94-52
25	41	North Alabama	11/19/2008	102-61
26	40	Louisiana Tech	12/07/2002	78-38
	40	Arkansas-Pine Bluff	11/23/1999	107-67
	40	Northwestern State	01/16/1995	98-58
	40	Kentucky Wesleyan College	11/27/1976	89-49
	40	Southeastern Louisiana	01/27/1964	113-73
	40	Arkansas	12/15/1951	79-39

MARGIN OF VICTORY - ROAD GAMES - SINCE 1949-50

RK	PTS	OPPONENT	DATE	SCORE
1	45	at Rhodes College	12/06/1958	91-46
2	37	at Florida [SEC]	02/14/1959	105-68
3	35	at LSU [SEC]	02/23/1963	99-64
	35	at Birmingham-Southern College	01/31/1952	107-72
5	31	at Loyola Marymount	12/19/2007	85-54
6	30	at Delta State	01/29/1962	106-76

MARGIN OF VICTORY - NEUTRAL SITE GAMES - SINCE 1949-50

RK	PTS	OPPONENT	DATE	SCORE
1	52	vs. Arkansas-Pine Bluff	11/17/1998	105-53
2	45	vs. Prairie View A&M	11/29/1991	97-52
3	42	vs. Southern Miss	12/19/2016	86-44
	42	vs. Jacksonville State	12/22/2004	95-53
5	37	vs. Centenary College	12/22/2009	88-51
	37	vs. Louisiana-Monroe - ULM	12/15/2001	104-67

MARGIN OF VICTORY - SEC GAMES

RK	PTS	OPPONENT	DATE	SCORE
1	42	Ole Miss	01/14/1995	94-52
2	37	Auburn	01/05/2005	90-53
	37	LSU	02/11/1998	85-48
	37	at Florida	02/14/1959	105-68
5	36	Auburn	02/16/2002	89-53
	36	Ole Miss	01/08/1977	85-49
7	35	at LSU	02/23/1963	99-64
8	32	Georgia	01/18/2020	91-59
	32	Arkansas	02/09/2016	78-46
10	31	Ole Miss	02/27/1958	91-60
	31	Florida	12/13/1946	55-24
12	30	Arkansas	02/08/2003	84-54
	30	Ole Miss	02/09/1935	61-31

MARGIN OF VICTORY - SEC ROAD GAMES

RK	PTS	OPPONENT	DATE	SCORE
1	37	at Florida	02/14/1959	105-68
2	35	at LSU	02/23/1963	99-64
3	25	at Florida	02/21/1990	79-54
4	24	at Tennessee	02/10/1962	91-67
5	23	at Vanderbilt	02/20/2002	66-43
6	22	at LSU	01/09/2008	61-39
	22	at Georgia	12/31/1966	93-71
	22	at Georgia	02/20/1961	99-77
9	21	at LSU	02/03/1962	87-66
	21	at Ole Miss	01/30/1956	100-79
11	20	at Auburn	01/26/1991	84-64
	20	at Georgia	01/19/1974	76-56
	20	at Georgia	02/16/1959	76-56

MARGIN OF VICTORY - RANKED OPPONENTS

RK	PTS	OPPONENT	DATE	SCORE
1	23	[25] Florida [SEC]	02/01/1995	70-47
2	21	[8] Arkansas [SEC]	02/04/1995	83-62
3	20	[17] Ole Miss [SEC]	01/26/2008	88-68
4	19	[19] LSU [SEC]	02/04/1989	96-79
5	14	[18] Alabama [SEC]	02/07/2001	84-70
	14	vs. [19] Utah [NCAA]	03/19/1995	78-64
	14	[14] LSU [SEC]	01/05/1985	83-69
8	13	[17] Vanderbilt [SEC]	02/21/2007	83-70
	13	[14] Tulane [SEC]	02/02/1957	85-72
10	12	[7] Georgia Tech [SEC]	01/14/1963	81-69
11	11	at [17] Florida [SEC]	01/21/2004	79-68
	11	[20] Ole Miss [SEC]	01/15/1997	75-64
	11	vs. [1] Kentucky [SEC-T]	03/10/1996	84-73
14	10	vs. [15] Arizona	11/17/2011	67-57
	10	vs. [20] Vanderbilt [SEC-T]	03/13/2010	62-52
	10	vs. [20] LSU [SEC-T]	03/14/2009	67-57
	10	vs. [13] Xavier • Ohio	12/14/2002	71-61
	10	vs. [11] Florida [SEC-T]	03/08/2002	62-52
	10	[19] Ole Miss [SEC]	01/27/2001	79-69
	10	vs. [7] Cincinnati [NCAA]	03/24/1996	73-63

MARGIN OF VICTORY - SEC TOURNAMENT

RK	PTS	OPPONENT	DATE	SCORE
1	27	vs. LSU	03/08/2017	79-52
2	26	vs. Texas A&M	03/14/2019	80-54
3	19	vs. Georgia	03/12/2009	79-60
4	18	vs. Vanderbilt	03/04/1999	76-58
	18	vs. Georgia	03/09/1996	86-68
6	15	vs. LSU	03/15/2003	76-61
	15	vs. Vanderbilt	03/11/1983	76-61

MARGIN OF VICTORY - NCAA TOURNAMENT

RK	PTS	OPPONENT	DATE	SCORE
1	33	vs. Monmouth	03/19/2004	85-52
2	23	vs. Stanford	03/18/2005	93-70
3	22	vs. Princeton	03/16/1996	63-41
4	14	vs. Utah	03/19/1995	78-64
5	12	vs. McNeese State	03/15/2002	70-58
6	10	vs. Cincinnati	03/24/1996	73-63

MARGIN OF VICTORY - NIT

RK	PTS	OPPONENT	DATE	SCORE
1	29	Bradley	03/17/2007	101-72
2	23	at Louisville	03/20/2018	79-56
3	19	Mississippi Valley State	03/13/2007	82-63
4	15	Florida State	03/20/2007	86-71
5	14	Jackson State	03/16/2010	81-67

MARGIN OF DEFEAT - ALL GAMES

RK	PTS	OPPONENT	DATE	SCORE
1	57	at [13] Arkansas [SEC]	02/20/1993	115-58
2	49	at [22] Alabama [SEC]	01/18/2005	98-49
	49	at Louisville	12/08/1954	113-64
4	47	at Houston	12/18/1981	96-49
	47	at Vanderbilt [SEC]	02/14/1949	90-43
6	46	vs. [9] North Carolina	11/19/2012	95-49
7	44	at Florida [SEC]	01/07/1987	100-56
	44	at [1] Kentucky [SEC]	02/11/1952	110-66
9	42	Missouri [SEC]	02/13/2013	78-36
	42	at LSU [SEC]	02/08/1946	73-31
11	41	Vanderbilt [SEC]	02/23/2013	72-31
	41	[8] Vanderbilt [SEC]	02/27/1993	80-39
	41	at [1] Kentucky [SEC]	01/06/1988	93-52

1951-52		
POINTS	PTS	PPG
Coyte Vance	471	20.4
Billy Owens	253	11.0

1952-53		
POINTS	PTS	PPG
Gerald Caveness	277	14.5
Jack Houston	201	10.5

1953-54		
POINTS	PTS	PPG
Gerald Caveness	338	17.7
Dan Daley	253	12.0
Jack Houston	242	11.5

REBOUNDS	REB	RPG
Jack Houston	248	11.8
George Cooke	184	8.8
Dan Daley	107	5.1

1954-55		
POINTS	PTS	PPG
Jim Ashmore	513	22.3
Wayne Duncan	273	11.9
Jack Houston	270	11.7

REBOUNDS	REB	RPG
Jack Houston	270	11.7
Wayne Duncan	153	6.7
Dudley Nash	123	5.9

1955-56		
POINTS	PTS	PPG
Jim Ashmore	536	22.3
Wayne Duncan	334	13.9
Jerry Ritchey	239	10.4
Wayne Lemon	246	10.3

REBOUNDS	REB	RPG
Wayne Lemon	263	11.0
Wayne Duncan	198	8.3
Lloyd Johnson	134	5.6
Jim Ashmore	129	5.3

1956-57		
POINTS	PTS	PPG
Jim Ashmore	708	28.3
Bailey Howell	647	25.9

REBOUNDS	REB	RPG
Bailey Howell	492	19.7
Wayne Lemon	245	11.1

1957-58		
POINTS	PTS	PPG
Bailey Howell	695	27.8
Jerry Keeton	293	11.7
Charles Hull	261	10.4

REBOUNDS	REB	RPG
Bailey Howell	406	16.2
Charles Hull	238	9.5
Jerry Keeton	147	5.9

1958-59		
POINTS	PTS	PPG
Bailey Howell	688	27.5
Charles Hull	265	10.6
Jerry Graves	248	10.3

REBOUNDS	REB	RPG
Bailey Howell	379	15.2
Jerry Graves	195	8.1
Charles Hull	179	7.2

1959-60		
POINTS	PTS	PPG
Jerry Graves	465	18.6
Charles Hull	380	15.2

REBOUNDS	REB	RPG
Jerry Graves	261	10.4
Charles Hull	244	9.8
Dave Glasgow	129	5.2

1960-61		
POINTS	PTS	PPG
Jerry Graves	532	21.3
Leland Mitchell	322	12.9
W.D. Stroud	298	12.4
Joe Dan Gold	261	10.4

REBOUNDS	REB	RPG
Jerry Graves	257	10.3
Leland Mitchell	210	8.4
Joe Dan Gold	168	6.7

1961-62		
POINTS	PTS	PPG
Leland Mitchell	417	16.7
W.D. Stroud	398	15.9

REBOUNDS	REB	RPG
Leland Mitchell	222	8.9
Joe Dan Gold	221	8.8
Bobby Shows	126	6.6
Stan Brinker	125	6.1

1962-63		
POINTS	PTS	PPG
Leland Mitchell	480	17.1
W.D. Stroud	420	16.8
Joe Dan Gold	358	13.3
Doug Hutton	281	10.4
Stan Brinker	264	10.2

REBOUNDS	REB	RPG
Leland Mitchell	278	9.8
Joe Dan Gold	211	7.8
Stan Brinker	170	6.5
Bobby Shows	162	6.2

1963-64		
POINTS	PTS	PPG
Doug Hutton	387	14.9
Stan Brinker	295	12.8

REBOUNDS	REB	RPG
Stan Brinker	206	9.0
Don Posey	158	6.1
Richie Williams	151	5.8

1964-65		
POINTS	PTS	PPG
Bill Chumbler	352	13.5
Gary Washington	291	11.2

REBOUNDS	REB	RPG
Richie Williams	151	5.8
Charlie Crews	129	5.0

1965-66		
POINTS	PTS	PPG
Dave Williams	492	19.7
Gary Washington	276	12.0

REBOUNDS	REB	RPG
Dave Williams	256	10.2
Herb Biggs	207	8.3
Tom Payne	119	5.2
John Sapen	127	5.0

1966-67		
POINTS	PTS	PPG
Dave Williams	392	15.7
Gary Washington	295	11.8


REBOUNDS	REB	RPG
Dave Williams	247	9.9
Tom Payne	136	5.4

1967-68		
POINTS	PTS	PPG
Tom Payne	412	15.8
Dave Williams	335	12.9

REBOUNDS	REB	RPG
Dave Williams	269	10.3
Tom Payne	170	6.5
Manuel Washington	136	5.2

1968-69		
POINTS	PTS	PPG
Manuel Washington	384	15.4
John Guyton	319	12.8
Chuck Wade	267	12.1
Jim Martin	287	11.5

REBOUNDS	REB	RPG
John Guyton	180	7.2
Jim Martin	169	6.8
Manuel Washington	158	6.3


ASHMORE

1969-70

POINTS	PTS	PPG
John Guyton	390	16.3
Jack Bouldin	370	15.4
Randy Hodges	302	13.1
Jim Martin	305	12.7

REBOUNDS

REB	RPG
Jim Martin	220 9.2
John Guyton	179 7.5
Randy Hodges	120 5.2

ASSISTS

ASST	APG
Jack Bouldin	121 5.0
Donnie Black	59 2.5

1970-71

POINTS	PTS	PPG
Jack Bouldin	477	19.1
Randy Hodges	326	13.0
Malcolm Wesson	306	12.2

REBOUNDS

REB	RPG
Malcolm Wesson	184 7.4
Randy Hodges	134 5.4

ASSISTS

ASST	APG
Jack Bouldin	122 4.9
Donnie Black	103 4.1

1971-72

POINTS	PTS	PPG
Jack Bouldin	410	15.8
Jeff Watkins	326	12.5
Terry Kusnierz	296	11.4

REBOUNDS

REB	RPG
Terry Kusnierz	311 12.0
Malcolm Wesson	155 6.0

ASSISTS

ASST	APG
Jack Bouldin	114 4.4

1972-73

POINTS	PTS	PPG
Rich Knarr	467	18.0
Jerry Jenkins	457	17.6
Larry Fry	325	12.5
Terry Kusnierz	256	10.7

REBOUNDS

REB	RPG
Larry Fry	200 7.7
Terry Kusnierz	182 7.6
Jerry Jenkins	185 7.1

ASSISTS

ASST	APG
Rich Knarr	127 4.9

1973-74

POINTS	PTS	PPG
Jerry Jenkins	417	18.1
Rich Knarr	348	15.8
Larry Fry	350	13.5
Bill Singletary	320	12.3

REBOUNDS

REB	RPG
Bill Singletary	227 8.7
Larry Fry	200 7.7
Jerry Jenkins	178 6.8

ASSISTS

ASST	APG
Rich Knarr	100 4.6
Taki Koroneos	55 3.4
Terry Kusnierz	58 2.2

1974-75

POINTS	PTS	PPG
Jerry Jenkins	575	22.1
Larry Fry	404	15.5
Rich Knarr	312	12.5
Taylor Williams	271	10.4

REBOUNDS

REB	RPG
Taylor Williams	244 9.4
Larry Fry	228 8.8
Jerry Jenkins	180 6.9

ASSISTS

ASST	APG
Jeff Stroman	79 3.4
Jerry Jenkins	68 2.6
Rich Knarr	66 2.6

STEALS

STL	SPG
Jerry Jenkins	35 1.4

BLOCKS

BLK	BPG
Taylor Williams	13 0.5
Larry Fry	11 0.4

1975-76

POINTS	PTS	PPG
Ray White	475	18.3
Gary Hooker	461	17.7

REBOUNDS

REB	RPG
Taylor Williams	181 7.9
Wiley Peck	169 6.8
Gary Hooker	175 6.7
Ray White	142 5.5

ASSISTS


ASST	APG
Al Perry	207 8.0
Ray White	69 2.7
Gary Hooker	68 2.6

STEALS

STL	SPG
Ray White	60 2.3
Gary Hooker	45 1.7
Al Perry	45 1.7

BLOCKS

BLK	BPG
Wiley Peck	37 1.5



1976-77

POINTS	PTS	PPG
Rickey Brown	520	19.3
Ray White	406	16.2
Gary Hooker	400	14.8
Wiley Peck	276	10.2

REBOUNDS

REB	RPG
Rickey Brown	292 10.8
Wiley Peck	250 9.3
Gary Hooker	196 7.3
Ray White	136 5.4
Walter Wright	137 5.1

ASSISTS

ASST	APG
Al Perry	199 7.4
Ray White	76 3.0
Gary Hooker	77 2.9

STEALS

STL	SPG
Gary Hooker	47 1.7
Ray White	39 1.6
Al Perry	40 1.5

BLOCKS

BLK	BPG
Rickey Brown	58 2.2
Gary Hooker	27 1.0

1977-78

POINTS	PTS	PPG
Ray White	378	14.5
Rickey Brown	349	13.4
Gary Hooker	283	10.5

REBOUNDS

REB	RPG
Wiley Peck	228 8.4
Gary Hooker	193 7.1
Rickey Brown	179 6.9

ASSISTS

ASST	APG
Ray White	91 3.5
Calvin Holmes	62 3.1
Gary Hooker	69 2.6

STEALS

STL	SPG
Ray White	61 2.4
Wiley Peck	31 1.2

BLOCKS

BLK	BPG
Rickey Brown	35 1.4
Wiley Peck	30 1.1

1978-79		
POINTS	PTS	PPG
Ray White	393	17.1
Greg Grim	389	16.9
Rickey Brown	416	15.4
Wiley Peck	407	14.5

REBOUNDS		
REB	RPG	
Wiley Peck	317	11.3
Rickey Brown	232	8.6
Ray White	143	6.3

ASSISTS		
ASST	APG	
Tom Schubert	107	4.2
Ray White	78	3.3

STEALS		
STL	SPG	
Ray White	57	2.5
Tom Schubert	26	1.0

BLOCKS		
BLK	BPG	
Rickey Brown	32	1.2
Wiley Peck	26	0.9

1979-80		
POINTS	PTS	PPG
Rickey Brown	553	20.5
Greg Grim	392	14.5
Jeff Malone	320	11.9

REBOUNDS		
REB	RPG	
Rickey Brown	389	14.4
Kalpatrick Wells	207	7.7

ASSISTS		
ASST	APG	
Greg Grim	79	2.9

STEALS		
STL	SPG	
Greg Grim	30	1.1
Terry Lewis	22	1.1

BLOCKS		
BLK	BPG	
Kalpatrick Wells	51	1.9
Rickey Brown	38	1.4

1980-81		
POINTS	PTS	PPG
Jeff Malone	543	20.1
Terry Lewis	250	9.3

REBOUNDS		
REB	RPG	
Kalpatrick Wells	245	9.1
Ron White	184	7.4

ASSISTS		
ASST	APG	
Terry Lewis	92	3.4

STEALS		
STL	SPG	
Terry Lewis	33	1.2

BLOCKS		
BLK	BPG	
Kalpatrick Wells	30	1.1

1981-82		
POINTS	PTS	PPG
Jeff Malone	502	18.6
Terry Lewis	120	8.6

REBOUNDS		
REB	RPG	
Kalpatrick Wells	179	6.6
Jeff Malone	111	4.1

ASSISTS		
ASST	APG	
Butch Pierre	104	3.9
Jeff Norwood	60	2.2

STEALS		
STL	SPG	
Jeff Norwood	45	1.7
Terry Lewis	24	1.7
Butch Pierre	33	1.2

BLOCKS		
BLK	BPG	
Kalpatrick Wells	39	1.4

1982-83		
POINTS	PTS	PPG
Jeff Malone	777	26.8
Terry Lewis	442	15.2

REBOUNDS		
REB	RPG	
Kalpatrick Wells	197	6.8
Kelvin Hildreth	155	5.3

ASSISTS		
ASST	APG	
Butch Pierre	108	4.5
Terry Lewis	70	2.4

STEALS		
STL	SPG	
Terry Lewis	60	2.1
Kalpatrick Wells	35	1.2

BLOCKS		
BLK	BPG	
Kalpatrick Wells	63	2.2

1983-84		
POINTS	PTS	PPG
Ken Harvey	355	12.7
Kelvin Hildreth	267	9.5

REBOUNDS		
REB	RPG	
Kelvin Hildreth	171	6.1
Ken Harvey	105	3.8

ASSISTS		
ASST	APG	
Ken Harvey	86	3.1
Butch Pierre	85	3.0

STEALS		
STL	SPG	
Ken Harvey	43	1.5
Mackey Whyte	34	1.2

BLOCKS		
BLK	BPG	
Tony Robinson	18	0.7

1984-85		
POINTS	PTS	PPG
Ken Harvey	376	13.9
Tony Robinson	235	9.4
Chauncey Robinson	242	8.6

REBOUNDS		
REB	RPG	
Raymond Brown	140	5.0
Tony Robinson	115	4.6
Ken Harvey	120	4.4

ASSISTS		
ASST	APG	
Jeff Norwood	125	4.5
Ken Harvey	105	3.9

STEALS		
STL	SPG	
Chauncey Robinson	44	1.6
Jeff Norwood	42	1.5
Ken Harvey	32	1.2

BLOCKS		
BLK	BPG	
Tony Robinson	30	1.2

1985-86		
POINTS	PTS	PPG
Chauncey Robinson	419	14.0
Raymond Brown	355	11.8

REBOUNDS		
REB	RPG	
Chauncey Robinson	210	7.0
Raymond Brown	170	5.7

ASSISTS		
ASST	APG	
Tracy Taylor	105	4.6
Chauncey Robinson	93	3.1

STEALS		
STL	SPG	
Chauncey Robinson	41	1.4
Tracy Taylor	28	1.2
Greg Lockhart	31	1.0

BLOCKS		
BLK	BPG	
Raymond Brown	20	0.7


1986-87		
POINTS	PTS	PPG
Hubert Henderson	418	14.9
Anthony Blakley	327	11.7

REBOUNDS		
REB	RPG	
Hubert Henderson	253	9.1
Anthony Blakley	167	6.0

ASSISTS		
ASST	APG	
Tracy Taylor	92	2.3
Anthony Blakley	51	1.8

STEALS		
STL	SPG	
Tracy Taylor	27	1.0
Anthony Blakley	22	0.8
Hubert Henderson	22	0.8

BLOCKS		
BLK	BPG	
Hubert Henderson	12	0.4



1987-88

POINTS	PTS	PPG
Greg Lockhart	287	9.9
Reginald Boykin	280	9.7

REBOUNDS

REB	RPG
Carl Nichols	192 6.6
Chancellor Nichols	169 6.0

ASSISTS

ASST	APG
Greg Lockhart	83 2.9
Doug Hartfield	46 1.6

STEALS

STL	SPG
Greg Lockhart	42 1.5
Carl Nichols	28 1.0

BLOCKS

BLK	BPG
Chancellor Nichols	30 1.1
Carl Nichols	21 0.7

1988-89

POINTS	PTS	PPG
Cameron Burns	424	15.1
Greg Lockhart	384	13.7

REBOUNDS

REB	RPG
Cameron Burns	176 6.3
Chancellor Nichols	118 5.1

ASSISTS

ASST	APG
Greg Lockhart	109 3.9
Doug Hartfield	83 3.1

STEALS

STL	SPG
Greg Lockhart	42 1.5

BLOCKS

BLK	BPG
Chancellor Nichols	22 1.0

1989-90

POINTS	PTS	PPG
Cameron Burns	547	18.2
Greg Carter	389	13.0
Tony Watts	352	11.7
Doug Hartfield	344	11.5

REBOUNDS

REB	RPG
Cameron Burns	219 7.3
Greg Carter	204 6.8
Todd Merritt	201 6.7

ASSISTS

ASST	APG
Doug Hartfield	158 5.3
Greg Carter	71 2.4

STEALS

STL	SPG
Tony Watts	49 1.6
Greg Carter	34 1.3

BLOCKS

BLK	BPG
Greg Carter	22 0.7
Cameron Burns	18 0.6

1990-91

POINTS	PTS	PPG
Cameron Burns	489	16.9
Greg Carter	446	15.4
Tony Watts	335	12.0

REBOUNDS

REB	RPG
Greg Carter	226 7.8
Todd Merritt	202 7.2
Cameron Burns	176 6.1

ASSISTS

ASST	APG
Doug Hartfield	126 4.4
Todd Merritt	68 2.4

STEALS

STL	SPG
Tony Watts	47 1.7
Doug Hartfield	38 1.3
Greg Carter	36 1.2

BLOCKS

BLK	BPG
Brad Smith	18 0.6
Tony Watts	16 0.6

1991-92

POINTS	PTS	PPG
Tony Watts	537	19.2
Chuck Evans	341	12.2
Johnny Walker	312	11.1
Eric Stevens	275	10.2

REBOUNDS

REB	RPG
Johnny Walker	254 9.1
Eric Stevens	157 5.8

ASSISTS

ASST	APG
Chuck Evans	219 7.8

STEALS

STL	SPG
Chuck Evans	83 3.0
Tony Watts	38 1.4
Johnny Walker	31 1.1

BLOCKS

BLK	BPG
Johnny Walker	20 0.7
Tony Watts	18 0.6

1992-93

POINTS	PTS	PPG
Orien Watson	446	15.4
Chuck Evans	388	13.4
Marcus Grant	303	10.8

REBOUNDS

REB	RPG
Johnny Walker	218 7.5
Marcus Grant	122 4.4

ASSISTS

ASST	APG
Chuck Evans	235 8.1
Marcus Grant	70 2.5



WILSON

STEALS

STL	SPG
Chuck Evans	82 2.8
David Domingue	32 1.2
Marcus Grant	31 1.1

BLOCKS

BLK	BPG
Vince Embry	21 0.9

1993-94

POINTS	PTS	PPG
Darryl Wilson	471	16.2
Erick Dampier	344	11.9

REBOUNDS

REB	RPG
Erick Dampier	251 8.7
Russell Walters	162 5.6
Brian Price	145 5.0

ASSISTS

ASST	APG
T.J. Honore	127 4.0
Marcus Grant	79 3.5

STEALS

STL	SPG
T.J. Honore	45 1.6
Darryl Wilson	45 1.6
Marcus Grant	36 1.4

BLOCKS

BLK	BPG
Erick Dampier	65 2.2

1994-95

POINTS	PTS	PPG
Darryl Wilson	535	17.8
Erick Dampier	393	13.1
Marcus Grant	313	10.4

REBOUNDS

REB	RPG
Erick Dampier	291 9.7
Brian Price	143 6.0

ASSISTS

ASST	APG
T.J. Honore	115 3.8
Marcus Grant	98 3.3

STEALS

STL	SPG
Darryl Wilson	45 1.5
T.J. Honore	42 1.4

BLOCKS

BLK	BPG
Erick Dampier	78 2.6
Marcus Grant	29 1.0

1995-96

POINTS	PTS	PPG
Darryl Wilson	613	18.0
Dontae' Jones	484	14.7
Erick Dampier	494	14.5
Marcus Bullard	413	12.2

REBOUNDS

REB	RPG
Erick Dampier	317 9.3
Dontae' Jones	225 6.8
Russell Walters	188 5.5

ASSISTS

ASST	APG
Marcus Bullard	175 5.2
Darryl Wilson	96 2.8

STEALS

STL	SPG
Marcus Bullard	52 1.5
Darryl Wilson	50 1.5
Dontae' Jones	37 1.1

BLOCKS

BLK	BPG
Erick Dampier	106 3.1



1996-97		
POINTS	PTS	PPG
Horatio Webster	466	16.1
Bart Hyche	385	12.8
Trey Moore	337	11.2

REBOUNDS		
REB	RPG	
Tyrone Washington	237	7.9
Horatio Webster	213	7.4

ASSISTS		
ASST	APG	
Trey Moore	136	4.5
Whit Hughes	86	2.9

STEALS		
STL	SPG	
Trey Moore	54	1.8
Bart Hyche	41	1.4

BLOCKS		
BLK	BPG	
Tyrone Washington	59	2.0

1997-98		
POINTS	PTS	PPG
Horatio Webster	511	17.0
Tyrone Washington	373	12.9
Detrick White	366	12.2

REBOUNDS		
REB	RPG	
Tyrone Washington	269	9.3
Horatio Webster	156	5.2

ASSISTS		
ASST	APG	
Detrick White	166	5.5
Todd Myles	67	2.4

STEALS		
STL	SPG	
Detrick White	49	1.6
Horatio Webster	30	1.0

BLOCKS		
BLK	BPG	
Tyrone Washington	61	2.1

1998-99		
POINTS	PTS	PPG
Tyrone Washington	420	12.7
Tang Hamilton	373	11.3
Detrick White	365	11.1

REBOUNDS		
REB	RPG	
Tyrone Washington	277	8.4
Oral Roberts	193	5.9
Tang Hamilton	187	5.7

ASSISTS		
ASST	APG	
Detrick White	185	5.6
Todd Myles	98	3.3

STEALS		
STL	SPG	
Detrick White	34	1.0
Tang Hamilton	29	0.9

BLOCKS		
BLK	BPG	
Tyrone Washington	65	2.0

1999-2000		
POINTS	PTS	PPG
Tang Hamilton	432	14.4
Robert Jackson	343	12.3
Antonio Jackson	361	12.0

REBOUNDS		
REB	RPG	
Robert Jackson	197	7.0
Tang Hamilton	187	6.2

ASSISTS		
ASST	APG	
Todd Myles	120	4.5
Antonio Jackson	93	3.1

STEALS		
STL	SPG	
Derrick Zimmerman	36	1.2
Tang Hamilton	29	1.0
Todd Myles	27	1.0

BLOCKS		
BLK	BPG	
Tang Hamilton	21	0.7
Tyrus Boswell	14	0.7
Quentin Smith	11	0.7

2000-01		
POINTS	PTS	PPG
Antonio Jackson	397	12.8
Marckell Patterson	378	12.2
Tang Hamilton	376	12.1
Robert Jackson	282	11.3

REBOUNDS		
REB	RPG	
Robert Jackson	183	7.3
Tang Hamilton	212	6.8

ASSISTS		
ASST	APG	
Antonio Jackson	98	3.1
Derrick Zimmerman	89	2.9

STEALS		
STL	SPG	
Antonio Jackson	36	1.2
Derrick Zimmerman	36	1.2

BLOCKS		
BLK	BPG	
Tyrus Boswell	18	0.8
Derrick Zimmerman	20	0.7

2001-02		
POINTS	PTS	PPG
Mario Austin	565	16.1
Marckell Patterson	431	12.3
Timmy Bowers	340	10.6

REBOUNDS		
REB	RPG	
Mario Austin	266	7.6
Michael Gholar	216	6.2

ASSISTS		
ASST	APG	
Derrick Zimmerman	210	6.0
Marckell Patterson	76	2.2

STEALS		
STL	SPG	
Derrick Zimmerman	75	2.1
Timmy Bowers	45	1.4

BLOCKS		
BLK	BPG	
Derrick Zimmerman	29	0.8
Mario Austin	25	0.7

2002-03		
POINTS	PTS	PPG
Mario Austin	388	15.5
Timmy Bowers	454	14.6

REBOUNDS		
REB	RPG	
Mario Austin	192	7.7
Ontario Harper	153	4.9
Michal Ignerski	149	4.8

ASSISTS		
ASST	APG	
Derrick Zimmerman	172	5.6
Timmy Bowers	94	3.0

STEALS		
STL	SPG	
Derrick Zimmerman	58	1.9
Timmy Bowers	55	1.8

BLOCKS		
BLK	BPG	
Derrick Zimmerman	26	0.8
Mario Austin	17	0.7

2003-04		
POINTS	PTS	PPG
Lawrence Roberts	506	16.9
Timmy Bowers	449	15.0
Winsome Frazier	394	13.1

REBOUNDS		
REB	RPG	
Lawrence Roberts	303	10.1
Branden Vincent	227	7.6
Shane Power	125	4.2

ASSISTS		
ASST	APG	
Timmy Bowers	145	4.8
Gary Ervin	74	2.5

STEALS		
STL	SPG	
Winsome Frazier	71	2.4
Timmy Bowers	58	1.9

BLOCKS		
BLK	BPG	
Branden Vincent	40	1.3
Marcus Campbell	33	1.1

2004-05		
POINTS	PTS	PPG
Lawrence Roberts	542	16.9
Winsome Frazier	319	12.3
Shane Power	376	11.1

REBOUNDS		
REB	RPG	
Lawrence Roberts	351	11.0
Marcus Campbell	159	5.0
Ontario Harper	167	4.9

ASSISTS		
ASST	APG	
Gary Ervin	160	4.7
Shane Power	83	2.4

STEALS		
STL	SPG	
Lawrence Roberts	50	1.6
Winsome Frazier	34	1.3
Gary Ervin	37	1.1

BLOCKS		
BLK	BPG	
Marcus Campbell	32	1.0
Lawrence Roberts	26	0.8

2005-06		
POINTS	PTS	PPG
Jamont Gordon	413	13.8
Charles Rhodes	401	13.8
Jamall Edmondson	263	11.0
Dietric Slater	242	10.1

REBOUNDS		
REB	RPG	
Charles Rhodes	207	7.1
Jamont Gordon	203	6.8
Wesley Morgan	144	5.3

ASSISTS		
ASST	APG	
Jamont Gordon	129	4.3
Richard Delk	46	2.0

STEALS		
STL	SPG	
Jamont Gordon	34	1.1
Reginald Delk	32	1.1
Dietric Slater	26	1.1

BLOCKS		
BLK	BPG	
Wesley Morgan	32	1.2
Charles Rhodes	32	1.1

2006-07		
POINTS	PTS	PPG
Jamont Gordon	561	16.0
Charles Rhodes	465	13.7
Dietric Slater	241	10.5

REBOUNDS		
REB	RPG	
Jamont Gordon	250	7.1
Charles Rhodes	212	6.2
Dietric Slater	132	5.7

ASSISTS		
ASST	APG	
Jamont Gordon	187	5.3
Ben Hansbrough	112	3.2

STEALS		
STL	SPG	
Dietric Slater	40	1.7
Jamont Gordon	46	1.3

BLOCKS		
BLK	BPG	
Jarvis Varnado	67	1.9
Charles Rhodes	64	1.9



2007-08

POINTS	PTS	PPG
Charles Rhodes	538	17.4
Jamont Gordon	584	17.2
Barry Stewart	391	11.5
Ben Hansbrough	314	10.5

REBOUNDS

REB	RPG
Jarvis Varnado	264 7.8
Charles Rhodes	242 7.8
Jamont Gordon	224 6.6

ASSISTS

ASST	APG
Jamont Gordon	168 4.9
Barry Stewart	88 2.6
Ben Hansbrough	77 2.6

STEALS

STL	SPG
Barry Stewart	44 1.3
Jamont Gordon	38 1.1
Ben Hansbrough	31 1.0

BLOCKS

BLK	BPG
Jarvis Varnado	157 4.6
Charles Rhodes	42 1.4

2008-09

POINTS	PTS	PPG
Jarvis Varnado	464	12.9
Barry Stewart	445	12.4
Ravenn Johnson	434	12.1
Dee Bost	392	10.9

REBOUNDS

REB	RPG
Jarvis Varnado	317 8.8
Phil Turner	198 5.5

ASSISTS

ASST	APG
Dee Bost	156 4.3
Barry Stewart	66 1.8

STEALS

STL	SPG
Dee Bost	52 1.4
Barry Stewart	46 1.3
Phil Turner	46 1.3

BLOCKS

BLK	BPG
Jarvis Varnado	170 4.7
Elgin Bailey	26 1.0

2009-10

POINTS	PTS	PPG
Jarvis Varnado	496	13.8
Ravenn Johnson	461	13.2
Dee Bost	468	13.0
Barry Stewart	424	11.8

REBOUNDS

REB	RPG
Jarvis Varnado	369 10.3
Kodi Augustus	185 5.4

ASSISTS

ASST	APG
Dee Bost	188 5.2
Barry Stewart	96 2.7

STEALS

STL	SPG
Dee Bost	47 1.3
Phil Turner	41 1.1
Barry Stewart	40 1.1

BLOCKS

BLK	BPG
Jarvis Varnado	170 4.7
Kodi Augustus	31 0.9

2010-11

POINTS	PTS	PPG
Ravenn Johnson	492	17.6
Dee Bost	260	15.3
Renardo Sidney	269	14.2
Kodi Augustus	377	12.2

REBOUNDS

REB	RPG
Renardo Sidney	144 7.6
Kodi Augustus	224 7.2

ASSISTS

ASST	APG
Dee Bost	108 6.2
Riley Benock	70 2.3

STEALS

STL	SPG
Dee Bost	28 1.6
Riley Benock	37 1.2

BLOCKS

BLK	BPG
Kodi Augustus	30 1.0
Wendell Lewis	30 1.0

2011-12

POINTS	PTS	PPG
Arnett Moultrie	492	16.4
Dee Bost	520	15.8
Rodney Hood	328	10.3

REBOUNDS

REB	RPG
Arnett Moultrie	314 10.5
Renardo Sidney	151 5.2
Rodney Hood	153 4.8

ASSISTS

ASST	APG
Dee Bost	183 5.5
Rodney Hood	64 2.0

STEALS

STL	SPG
Dee Bost	66 2.0
Arnett Moultrie	25 0.8
Brian Bryant	23 0.8
Renardo Sidney	22 0.8
DeVille Smith	20 0.8

BLOCKS

BLK	BPG
Wendell Lewis	30 0.9
Arnett Moultrie	23 0.8
Renardo Sidney	20 0.7

2012-13

POINTS	PTS	PPG
Craig Sword	335	10.5
Jalen Steele	182	10.1

REBOUNDS

REB	RPG
Gavin Ware	206 6.4
Colin Borchert	146 5.0

ASSISTS

ASST	APG
Craig Sword	75 2.3
Trivante Bloodman	75 2.3

STEALS

STL	SPG
Fred Thomas	56 1.8
Craig Sword	55 1.7

BLOCKS

BLK	BPG
Colin Borchert	36 1.2
Fred Thomas	27 0.8
Gavin Ware	24 0.8

2013-14

POINTS	PTS	PPG
Craig Sword	437	13.7
Gavin Ware	330	10.0

REBOUNDS

REB	RPG
Gavin Ware	236 7.2
Roquez Johnson	152 4.6

ASSISTS

ASST	APG
Craig Sword	88 2.8
I.J. Ready	69 2.7
Trivante Bloodman	82 2.5

STEALS

STL	SPG
Craig Sword	60 1.9
I.J. Ready	32 1.2

BLOCKS

BLK	BPG
Colin Borchert	33 1.0
Fred Thomas	23 0.7

2014-15

POINTS	PTS	PPG
Craig Sword	317	11.3
Gavin Ware	301	10.0

REBOUNDS

REB	RPG
Gavin Ware	212 7.1
Roquez Johnson	164 5.1

ASSISTS

ASST	APG
I.J. Ready	71 2.4
Trivante Bloodman	64 2.0

STEALS

STL	SPG
I.J. Ready	37 1.3
Craig Sword	29 1.0

BLOCKS

BLK	BPG
Gavin Ware	32 1.1





2015-16		
POINTS	PTS	PPG
Gavin Ware	461	15.4
Craig Sword	103	13.0
Quinnndary Weatherspoon	371	12.0
Malik Newman	329	11.3
REBOUNDS	REB	RPG
Gavin Ware	234	7.8
Quinnndary Weatherspoon	146	4.7
ASSISTS	ASST	APG
I.J. Ready	134	4.5
Craig Sword	94	3.0
STEALS	STL	SPG
Quinnndary Weatherspoon	42	1.4
Craig Sword	41	1.3
I.J. Ready	39	1.3
BLOCKS	BLK	BPG
Gavin Ware	32	1.1
Craig Sword	29	0.9
2016-17		
POINTS	PTS	PPG
Quinnndary Weatherspoon	478	16.5
Lamar Peters	321	10.7
REBOUNDS	REB	RPG
Aric Holman	193	6.0
Mario Kegler	175	5.5
Quinnndary Weatherspoon	148	5.1
Schneider Herard	159	5.0
ASSISTS	ASST	APG
I.J. Ready	127	4.5
Lamar Peters	101	3.4
STEALS	STL	SPG
Quinnndary Weatherspoon	50	1.7
I.J. Ready	45	1.6
BLOCKS	BLK	BPG
Aric Holman	64	2.0
2017-18		
POINTS	PTS	PPG
Quinnndary Weatherspoon	534	14.4
Aric Holman	403	10.9
Nick Weatherspoon	389	10.8
REBOUNDS	REB	RPG
Aric Holman	249	6.7
Abdul Ado	231	6.4
Quinnndary Weatherspoon	222	6.0
ASSISTS	ASST	APG
Lamar Peters	152	4.5
Quinnndary Weatherspoon	123	3.3
STEALS	STL	SPG
Lamar Peters	50	1.5
Quinnndary Weatherspoon	52	1.4

BLOCKS		BLK	BPG
Abdul Ado	67	1.9	
Aric Holman	66	1.8	
2018-19			
POINTS	PTS	PPG	
Quinnndary Weatherspoon	629	18.5	
Lamar Peters	406	11.9	
Tyson Carter	352	10.4	
REBOUNDS	REB	RPG	
Reggie Perry	245	7.2	
Aric Holman	210	6.2	
ASSISTS	ASST	APG	
Lamar Peters	176	5.2	
Quinnndary Weatherspoon	96	2.8	
STEALS	STL	SPG	
Lamar Peters	58	1.7	
Quinnndary Weatherspoon	57	1.7	
BLOCKS	BLK	BPG	
Abdul Ado	57	1.8	
Aric Holman	54	1.6	
2019-20			
POINTS	PTS	PPG	
Reggie Perry	538	17.4	
Tyson Carter	431	13.9	
Nick Weatherspoon	244	11.6	
Robert Woodard II	352	11.4	
REBOUNDS	REB	RPG	
Reggie Perry	312	10.1	
Abdul Ado	209	6.7	
Robert Woodard II	203	6.5	
ASSISTS	ASST	APG	
Nick Weatherspoon	86	4.1	
Tyson Carter	96	3.1	
Reggie Perry	72	2.3	
STEALS	STL	SPG	
Robert Woodard II	35	1.1	
Tyson Carter	34	1.1	
D.J. Stewart Jr.	31	1.0	
BLOCKS	BLK	BPG	
Abdul Ado	58	1.9	
Reggie Perry	36	1.2	
Robert Woodard II	32	1.0	

RECORDS • TEAM YEAR-BY-YEAR STATS



SEASON	TEAM	GP	FGM-FGA	PCT	3FGM-FGA	PCT	FTM-FTA	PCT	REB	RPG	PF	ASST	TO	BLK	STL	PTS	PPG
1951-52	MSU	23	582				399-615	64.9			525					1563	68.0
12-11 • 4-10	OPP	23					354-576	61.5			497					1534	66.6
1952-53	MSU	19	433				368-581	66.4			399					1234	65.0
9-10 • 5-8	OPP	19														1343	70.7
1953-54	MSU	21	520-1493	34.8			387-602	64.3	575	27.4	420					1427	68.0
11-10 • 5-9	OPP	21					442-639	69.2			403					1470	70.0
1954-55	MSU	23	566-1706	33.2			415-628	66.1								1549	67.4
6-17 • 2-12	OPP	23														1820	79.1
1955-56	MSU	24	693-1965	35.3			463-720	64.3	575	27.4	420					1849	77.0
12-12 • 6-8	OPP	24									403					1891	78.8
1956-57	MSU	25	759-1774	42.8			603-882	68.4	1263	50.5	527					2121	84.8
17-8 • 9-5	OPP	25	641-1881	34.1			643-897	71.7	1063	42.5	533					1924	77.0
1957-58	MSU	25	674-1628	41.4			495-674	73.4	1076	43.0	464					1843	73.7
20-5 • 9-5	OPP	25	584-1687	34.6			402-624	64.4	870	34.8	477					1568	62.7
1958-59	MSU	25	663-1453	45.6			532-700	76.0	1012	40.5	422					1858	74.3
24-1 • 13-1	OPP	25	544-1491	36.5			393-577	68.1	707	28.3	495					1478	59.1
1959-60	MSU	25	622-1516	41.0			430-620	69.4	971	38.8	453					1673	66.9
12-13 • 5-9	OPP	25	609-1508	40.4			441-611	72.2	953	38.1	446					1659	66.4
1960-61	MSU	25	696-1574	44.2			534-749	71.3	1156	46.2	515					1925	77.0
19-6 • 11-3	OPP	25	572-1474	38.8			493-685	72.0	948	37.9	492					1636	65.4
1961-62	MSU	25	711-1682	42.3			498-664	75.0	1225	49.0	432					1920	76.8
24-1 • 13-1	OPP	25	615-1634	37.6			366-526	69.6	958	38.3	488					1537	61.5
1962-63	MSU	28	792-1777	44.6			518-729	71.1	1332	47.6	533					2104	75.1
22-6 • 12-2	OPP	28	678-1696	40.0			519-780	66.5	1136	40.6	547					1875	67.0
1963-64	MSU	26	720-1725	41.7			373-520	71.7	1045	40.2	467					1813	69.7
9-17 • 4-10	OPP	26	705-1637	43.1			447-623	71.7	1216	46.8	421					1857	71.4
1964-65	MSU	26	733-1714	42.8			438-606	72.3	1034	39.8	499					1904	73.2
10-16 • 6-10	OPP	26	783-1728	45.3			460-642	71.7	1104	42.5	466					2026	77.9
1965-66	MSU	25	739-1687	43.8			388-544	71.3	1170	46.8	467					1866	74.6
14-11 • 10-6	OPP	25	713-1654	43.1			402-550	73.1	1028	41.1	446					1828	73.1
1966-67	MSU	25	667-1496	44.6			435-618	70.4	1048	41.9	465					1769	70.8
14-11 • 8-10	OPP	25	646-1463	44.2			430-584	73.6	971	38.8	470					1722	68.9
1967-68	MSU	26	676-1635	41.3			496-645	76.9	1127	43.3	493					1848	71.1
9-17 • 5-13	OPP	26	769-1776	43.3			446-618	72.2	1160	44.6	495					1984	76.3
1968-69	MSU	25	668-1651	40.5			409-569	71.9	957	38.3	464					1745	69.8
8-17 • 6-12	OPP	25	777-1656	46.9			440-605	72.7	1213	48.5	445					1994	79.8
1969-70	MSU	24	695-1693	41.1			379-527	71.9	1023	42.6	443	310				1769	73.7
6-18 • 3-15	OPP	24	753-1675	45.0			417-580	71.9	1198	49.9	410	306				1923	80.1
1970-71	MSU	25	668-1479	45.2			474-649	73.0	877	35.1	487	335				1810	72.4
15-10 • 9-9	OPP	25	675-1426	47.3			450-614	73.3	994	39.8	505	278				1800	72.0
1971-72	MSU	26	712-1670	42.6			480-730	65.8	1087	41.8	565	294				1904	73.2
13-13 • 6-12	OPP	26	694-1528	45.4			559-801	69.8	1152	44.3	558	333				1947	74.9
1972-73	MSU	26	812-1813	44.8			397-548	72.4	1030	39.6	545	389				2021	77.7
11-15 • 4-14	OPP	26	829-1780	46.6			411-539	76.3	1118	43.0	575	476				2069	79.6
1973-74	MSU	26	825-1698	48.6			374-494	75.7	1047	40.3	555	411				2024	77.8
16-10 • 8-10	OPP	26	796-1710	46.5			374-540	69.3	1016	39.1	538	372				1932	74.3
1974-75	MSU	26	870-1859	46.8			366-538	68.0	1110	42.7	575	404	501	42	146	2106	81.0
9-17 • 5-13	OPP	26	911-1852	49.2			417-584	71.4	1079	41.5	560	436	433	74	148	2239	86.1
1975-76	MSU	26	828-1720	48.1			353-531	66.5	1050	40.4	524	483	518	121	237	2009	77.3
13-13 • 6-12	OPP	26	795-1675	47.5			360-520	69.2	971	37.3	542	478	516	109	202	1950	75.0
1976-77	MSU	27	854-1883	45.4			454-657	69.1	1240	45.9	610	477	509	151	204	2162	80.6
14-13 • 6-12	OPP	27	782-1776	44.0			449-658	68.2	1097	40.6	622	460	533	72	214	2013	74.1
1977-78	MSU	27	768-1590	48.3			379-582	65.1	1036	38.4	496	417	467	108	222	1915	70.9
18-9 • 13-5	OPP	27	728-1575	46.2			357-488	73.2	892	33.0	570	398	417	102	195	1813	67.2
1978-79	MSU	28	892-1739	51.3			359-546	65.8	1063	38.0	542	437	423	101	187	2143	76.5
19-9 • 11-7	OPP	28	806-1716	47.0			348-490	71.0	924	33.0	567	432	439	70	162	1960	70.0
1979-80	MSU	27	827-1779	46.5			355-516	68.8	1134	42.0	547	394	420	109	168	2009	74.4
13-14 • 7-11	OPP	27	820-1766	46.4			390-554	70.4	1004	37.2	500	459	361	70	176	2030	75.2
1980-81	MSU	27	726-1532	47.4			342-534	64.0	1008	37.3	598	350	426	74	124	1794	66.4
8-19 • 3-15	OPP	27	731-1496	48.9			438-654	67.0	876	32.4	540	384	347	39	173	1900	70.4
1981-82	MSU	27	539-1077	50.0			259-403	64.3	581	21.5	484	322	407	51	179	1337	49.5
8-19 • 4-14	OPP	27	599-1138	52.6			354-499	70.9	708	26.2	484	333	361	50	199	1552	57.5

**RECORDS - TEAM YEAR-BY-YEAR STATS**

SEASON	TEAM	GP	FGM-FGA	PCT	3FGM-FGA	PCT	FTM-FTA	PCT	REB-RPG	PF	ASST	TO	BLK	STL	PTS	P-PG		
1982-83	MSU	29	791-1558	50.8			419-589	71.1	893	30.8	561	415	431	94	221	2001	69.0	
17-12	9-9	OPP	29	743-1502	49.5		372-551	67.5	884	30.5	578	393	467	65	169	1858	64.1	
1983-84	MSU	28	627-1327	47.2			332-459	72.3	750	26.8	511	370	397	43	186	1586	56.6	
9-19	4-14	OPP	28	662-1331	49.7		355-503	70.6	786	28.1	475	368	388	55	194	1679	60.0	
1984-85	MSU	28	755-1476	51.2			298-444	67.1	787	28.1	521	453	376	60	218	1808	64.6	
13-15	9-9	OPP	28	724-1431	50.6		344-498	69.1	843	30.1	472	365	391	57	209	1792	64.0	
1985-86	MSU	30	757-1608	47.1			304-443	68.6	881	29.4	520	441	441	53	187	1818	60.6	
8-22	3-15	OPP	30	817-1590	51.4		364-506	71.9	910	30.3	477	458	401	62	219	1998	56.6	
1986-87	MSU	28	652-1539	42.4	58-177	32.8	250-370	67.6	922	32.9	469	360	386	27	144	1612	57.6	
7-21	3-15	OPP	28	722-1467	49.2	106-243	43.6	284-427	66.5	897	32.0	413	413	355	82	176	1834	65.5
1987-88	MSU	29	694-1587	43.7	100-274	36.5	320-482	66.4	981	33.8	540	329	492	86	195	1808	62.4	
14-15	6-12	OPP	29	694-1585	43.8	89-283	31.5	408-578	70.6	1009	34.8	491	331	460	71	244	1885	65.0
1988-89	MSU	28	787-1593	49.4	88-270	32.6	406-591	68.7	967	34.5	566	401	390	71	183	2068	73.9	
13-15	7-11	OPP	28	753-1607	46.9	119-328	36.3	465-649	71.7	944	33.7	552	402	363	67	188	2090	74.6
1989-90	MSU	30	825-1756	47.0	147-419	35.1	521-727	71.7	1122	37.4	591	432	440	86	195	2318	77.3	
16-14	7-11	OPP	30	809-1794	45.1	150-390	38.5	475-677	70.2	1064	35.5	618	418	420	73	185	2243	74.8
1990-91	MSU	29	859-1789	48.0	133-395	33.7	491-704	69.7	1104	38.1	582	513	461	71	233	2342	80.8	
20-9	13-5	OPP	29	808-1801	44.9	156-432	36.1	401-647	62.0	1081	37.3	605	436	504	89	228	2173	74.9
1991-92	MSU	28	817-1695	48.2	114-308	37.0	407-648	62.8	1091	39.0	549	468	541	77	255	2155	77.0	
15-13	7-9	OPP	28	772-1729	44.7	133-423	31.4	434-649	66.9	1003	35.8	555	434	488	81	265	2111	75.4
1992-93	MSU	29	772-1705	45.3	134-357	37.5	356-530	67.2	1031	35.6	576	483	474	104	239	2034	70.1	
13-16	5-11	OPP	29	772-1713	45.1	130-395	32.9	475-707	67.2	1022	37.0	520	400	461	105	229	2149	74.1
1993-94	MSU	29	785-1719	45.7	141-452	31.2	474-771	61.5	1196	41.2	600	457	536	144	214	2185	75.3	
18-11	9-7	OPP	29	709-1812	39.1	171-528	32.4	470-740	63.5	1140	39.3	619	356	488	106	280	2059	71.0
1994-95	MSU	30	766-1721	44.5	240-643	37.3	429-618	69.4	1184	39.5	544	469	492	141	202	2201	73.4	
22-8	12-4	OPP	30	698-1821	38.3	168-553	30.4	373-568	65.7	1097	36.6	560	343	453	103	226	1937	64.6
1995-96	MSU	34	881-1842	47.8	214-558	38.4	508-714	71.2	1325	39.0	553	520	583	175	222	2484	73.1	
26-8	10-6	OPP	34	803-2084	38.5	241-741	32.5	383-543	70.5	1110	32.7	627	388	465	94	267	2230	65.6
1996-97	MSU	30	698-1653	42.2	137-410	33.4	441-646	68.3	1114	37.1	492	391	525	107	187	1974	65.8	
12-18	6-10	OPP	30	757-1867	40.5	194-622	31.2	345-499	69.1	1158	38.6	577	362	465	97	266	2053	68.4
1997-98	MSU	30	806-1774	45.4	136-426	31.9	383-605	63.3	1112	37.1	528	437	421	90	204	2131	71.0	
15-15	4-12	OPP	30	731-1763	41.5	200-592	33.8	391-552	70.8	1089	36.3	544	331	446	89	195	2053	68.4
1998-99	MSU	33	838-1898	44.2	182-596	30.5	421-647	65.1	1332	40.4	602	443	536	119	201	2279	69.1	
20-13	8-8	OPP	33	786-1970	39.9	184-608	30.3	373-558	66.9	1122	34.0	584	347	446	123	239	2129	64.5
1999-2000	MSU	30	803-1772	45.3	200-593	33.7	362-541	66.9	1113	37.1	521	385	456	105	184	2168	72.3	
14-16	5-11	OPP	30	770-1776	43.4	196-563	34.8	377-540	69.8	1019	34.0	510	395	392	120	205	2113	70.4
2000-01	MSU	31	845-1890	44.7	176-551	31.9	457-693	65.9	1277	41.2	605	424	479	91	205	2323	74.9	
18-13	7-9	OPP	31	769-1811	42.5	226-665	34.0	426-620	68.7	1031	33.3	621	385	452	116	200	2190	70.7
2001-02	MSU	35	943-1965	48.0	192-551	34.8	504-772	65.3	1359	38.8	621	566	583	123	294	2582	73.8	
27-8	10-6	OPP	35	854-2072	41.2	214-711	30.1	412-599	68.8	1133	32.4	693	398	550	95	275	2334	66.7
2002-03	MSU	31	806-1718	46.9	173-507	34.1	366-543	67.4	1148	37.0	490	445	479	116	268	2151	69.4	
21-10	9-7	OPP	31	670-1672	40.1	192-587	32.7	320-476	67.2	957	30.9	530	304	491	90	235	1852	59.7
2003-04	MSU	30	822-1766	46.5	198-559	35.4	476-717	66.4	1231	41.0	489	416	458	132	280	2318	77.3	
26-4	14-2	OPP	30	727-1769	41.1	214-599	35.7	329-511	64.4	992	33.1	584	350	490	100	217	1997	66.6
2004-05	MSU	34	870-1958	44.4	199-590	33.7	527-792	66.5	1389	40.9	532	475	503	114	232	2466	72.5	
23-11	9-7	OPP	34	819-2001	40.9	229-722	31.7	378-560	67.5	1101	32.4	646	453	460	109	266	2245	66.0
2005-06	MSU	30	748-1682	44.5	167-532	31.4	380-600	63.3	1168	38.9	530	330	520	136	186	2043	68.1	
15-15	5-11	OPP	30	731-1785	41.0	226-675	33.5	370-578	64.0	1041	34.7	558	425	420	94	263	2058	68.6
2006-07	MSU	35	951-2071	45.9	275-775	35.5	515-774	66.5	1364	39.0	601	512	491	222	245	2692	76.9	
21-14	8-8	OPP	35	856-2125	40.3	237-740	32.0	449-641	70.0	1266	36.2	644	459	502	143	238	2398	68.5
2007-08	MSU	34	885-1922	46.0	235-703	33.4	484-749	64.6	1385	40.7	568	448	509	267	199	2489	73.2	
23-11	12-4	OPP	34	790-2137	37.0	238-751	31.7	410-599	68.4	1245	36.6	653	399	422	115	225	2282	65.5
2008-09	MSU	36	890-2058	43.2	296-819	36.1	601-847	71.0	1385	38.5	604	447	518	271	250	2677	74.4	
23-13	9-7	OPP	36	903-2296	39.3	236-701	33.7	437-672	65.0	1419	39.4	709	388	488	114	246	2479	68.9
2009-10	MSU	36	897-2065	43.4	329-918	35.8	499-728	68.5	1406	39.1	508	462	457	271	209	2622	72.8	
24-12	9-7	OPP	36	868-2233	38.9	231-710	32.5	369-554	66.6	1335	37.1	633	418	411	110	238	2336	64.8
2010-11	MSU	31	739-1701	43.4	246-680	36.2	441-610	72.3	1119	36.1	471	393	413	129	163	2165	69.8	
17-14	9-7	OPP	31	799-1917	41.7	232-689	33.7	347-523	66.3	1141	36.8	544	359	339	91	207	2177	70.2
2011-12	MSU	33	854-1880	45.4	233-653	35.7	436-614	71.0	1208	36.6	457	441	396	116	198	2373	72.0	
21-12	8-8	OPP	33	855-1976	43.3	211-604	34.9	315-466	67.6	1119	33.9	555	363	354	92	212	2236	67.8
2012-13	MSU	32	670-1672	40.1	151-531	28.4	449-683	65.7	1065	33.3	519	321	545	124	257	1940	60.6	
10-22	4-14	OPP	32	829-1890	43.9	229-689	33.2	337-487	69.2	1191	37.2	577	469	490	153	271	2224	69.5

RECORDS • TEAM YEAR-BY-YEAR STATS


SEASON	TEAM	GP	FGM-FGA	PCT	3FGM-FGA	PCT	FTM-FTA	PCT	REB	RPG	PF	ASST	TO	BLK	STL	PTS	PPG
2013-14	MSU	33	785-1776	44.2	154-502	30.7	510-769	66.3	1086	32.9	570	401	459	88	255	2234	67.7
14-19 • 3-15	OPP	33	847-1872	45.2	219-672	32.6	440-617	71.3	1163	35.2	654	435	461	114	213	2353	71.3
2014-15	MSU	32	699-1557	43.0	133-434	30.6	506-727	69.6	1099	34.3	606	278	474	90	205	1977	61.8
13-19 • 6-12	OPP	32	713-1713	41.6	210-641	32.8	396-622	63.7	1017	31.8	611	373	388	117	220	2032	63.5
2015-16	MSU	31	850-1862	45.6	225-674	33.4	398-549	72.5	1094	35.3	597	431	393	133	202	2323	74.9
14-17 • 7-11	OPP	31	791-1837	43.1	214-623	34.3	460-666	69.1	1145	36.9	523	387	404	110	196	2256	72.8
2016-17	MSU	32	821-1849	44.4	247-711	34.7	431-627	68.7	1133	35.4	638	386	433	131	239	2320	72.5
16-16 • 6-12	OPP	32	792-1852	42.8	199-632	31.5	498-702	70.9	1185	37.0	561	373	449	108	164	2281	71.3
2017-18	MSU	37	1000-2151	46.5	256-802	31.9	460-666	69.1	1334	36.1	614	491	483	198	243	2716	73.4
25-12 • 9-9	OPP	37	902-2160	41.8	274-825	33.2	429-626	68.5	1261	34.1	610	446	498	116	201	2507	67.8
2018-19	MSU	34	936-1982	47.2	292-774	37.7	464-647	71.7	1213	35.7	586	485	451	172	274	2628	77.3
23-11 • 10-8	OPP	34	848-1937	43.8	253-708	35.7	445-622	71.5	1085	31.9	562	429	458	122	199	2394	70.4
2019-20	MSU	31	802-1713	46.8	161-479	33.6	510-676	75.4	1161	37.5	542	415	431	158	174	2275	73.4
20-11 • 11-7	OPP	31	751-1770	42.4	200-641	31.2	410-559	73.3	944	30.5	575	379	356	91	220	2112	68.1



YEAR-BY-YEAR - AFTER GAME NUMBER																
SEASON	5	10	11	12	13	14	15	16	17	18	19	20	25	30	FINAL	POST
1956-57	4-1	7-3	7-4	7-5	8-5	9-5	9-6	10-6	11-6	12-6	13-6	14-6	17-8	-	17-8	
1957-58	5-0	10-0	11-0	11-1	11-2	11-3	12-3	13-3	14-3	15-3	15-4	15-5	20-5	-	20-5	
1958-59	5-0	9-1	10-1	11-1	12-1	13-1	14-1	15-1	16-1	17-1	18-1	19-1	24-1	-	24-1	
1959-60	4-1	5-5	6-5	6-6	6-7	6-8	7-8	8-8	8-9	8-10	8-11	9-11	12-13	-	12-13	
1960-61	4-1	7-3	8-3	9-3	10-3	11-3	12-3	13-3	14-3	15-3	16-3	16-4	19-6	-	19-6	
1961-62	5-0	10-0	10-1	11-1	12-1	13-1	14-1	15-1	16-1	17-1	18-1	19-1	24-1	-	24-1	
1962-63	5-0	8-2	9-2	9-3	10-3	11-3	12-3	12-4	13-4	14-4	15-4	16-4	20-5	-	22-6	NCAA
1963-64	3-2	4-6	4-7	5-7	5-8	5-9	5-10	5-11	6-11	6-12	7-12	7-13	9-16	-	9-17	
1964-65	3-2	5-5	5-6	5-7	5-8	6-8	7-8	7-9	7-10	8-10	8-11	8-12	9-16	-	10-16	
1965-66	3-2	5-5	6-5	7-5	7-6	7-7	8-7	9-7	10-7	11-7	11-8	11-9	14-11	-	14-11	
1966-67	5-0	9-1	10-1	11-1	11-2	11-3	11-4	11-5	11-6	12-6	12-7	12-8	14-11	-	14-11	
1967-68	2-3	4-6	4-7	5-7	6-7	6-8	7-8	7-9	7-10	7-11	7-12	7-13	8-17	-	9-17	
1968-69	3-2	4-6	4-7	4-8	4-9	5-9	6-9	6-10	6-11	6-12	6-13	7-13	8-17	-	8-17	
1969-70	2-3	3-7	3-8	4-8	4-9	4-10	4-11	4-12	4-13	4-14	4-15	4-16	-	-	6-18	
1970-71	4-1	7-3	7-4	7-5	8-5	9-5	10-5	10-6	10-7	10-8	10-9	11-9	15-10	-	15-10	
1971-72	5-0	8-2	8-3	8-4	8-5	9-5	10-5	10-6	10-7	10-8	10-9	10-10	13-12	-	13-13	
1972-73	5-0	7-3	7-4	7-5	7-6	7-7	8-7	8-8	8-9	8-10	8-11	8-12	11-14	-	11-15	
1973-74	5-0	9-1	9-2	10-2	11-2	11-3	11-4	11-5	11-6	11-7	11-8	11-9	16-9	-	16-10	
1974-75	3-2	4-6	4-7	5-7	5-8	5-9	5-10	6-10	6-11	6-12	6-13	6-14	9-16	-	9-17	
1975-76	4-1	7-3	7-4	8-4	9-4	9-5	10-5	10-6	10-7	10-8	11-8	12-8	13-12	-	13-13	
1976-77	5-0	8-2	9-2	10-2	11-2	11-3	11-4	11-5	12-5	12-6	12-7	12-8	13-12	-	14-13	
1977-78	2-3	6-4	7-4	7-5	8-5	9-5	9-6	10-6	11-6	11-7	12-7	13-7	17-8	-	18-9	
1978-79	5-0	8-2	9-2	10-2	11-2	12-2	12-3	13-3	13-4	14-4	15-4	15-5	18-7	-	19-9	NIT
1979-80	5-0	8-2	9-2	9-3	10-3	10-4	10-5	10-6	10-7	10-8	10-9	10-10	12-13	-	13-14	
1980-81	4-1	6-4	6-5	6-6	6-7	7-7	7-8	7-9	7-10	8-10	8-11	8-12	8-17	-	8-19	
1981-82	4-1	4-6	4-7	4-8	4-9	4-10	4-11	4-12	5-12	6-12	6-13	6-14	7-18	-	8-19	
1982-83	4-1	7-3	8-3	9-3	9-4	10-4	10-5	10-6	11-6	12-6	12-7	12-8	14-11	-	17-12	
1983-84	3-2	5-5	5-6	5-7	5-8	6-8	6-9	7-9	7-10	7-11	7-12	7-13	9-16	-	9-19	
1984-85	4-1	5-5	6-5	7-5	7-6	7-7	8-7	9-7	10-7	10-8	11-8	11-9	13-12	-	13-15	
1985-86	2-3	3-7	3-8	3-9	3-10	3-11	3-12	3-13	4-13	4-14	4-15	4-16	6-19	8-22	8-22	
1986-87	4-1	4-6	4-7	4-8	4-9	5-9	5-10	5-11	5-12	5-13	5-14	5-15	7-18	-	7-21	
1987-88	5-0	8-2	8-3	9-3	9-4	9-5	9-6	10-6	10-7	11-7	11-8	11-9	12-13	-	14-15	
1988-89	4-1	7-3	7-4	8-4	8-5	8-6	8-7	8-8	8-9	8-10	9-10	9-11	12-13	-	13-15	
1989-90	4-1	8-2	8-3	8-4	8-5	8-6	9-6	10-6	10-7	11-7	11-8	11-9	13-12	16-14	16-14	NIT
1990-91	5-0	8-2	9-2	9-3	10-3	10-4	10-5	11-5	12-5	13-5	14-5	14-6	18-7	-	20-9	NCAA
1991-92	3-2	8-2	9-2	9-3	10-3	10-4	10-5	10-6	11-6	12-6	13-6	13-7	14-11	-	15-13	
1992-93	3-2	7-3	8-3	8-4	8-5	8-6	8-7	9-7	10-7	11-7	11-8	11-9	12-13	-	13-16	
1993-94	4-1	8-2	9-2	10-2	11-2	11-3	12-3	12-4	13-4	13-5	14-5	15-5	17-8	-	18-11	
1994-95	4-1	8-2	8-3	9-3	10-3	10-4	11-4	12-4	13-4	14-4	15-4	15-5	19-6	22-8	22-8	NCAA
1995-96	4-1	9-1	10-1	10-2	10-3	11-3	11-4	11-5	12-5	13-5	14-5	15-5	18-7	23-7	26-8	NCAA
1996-97	2-3	5-5	5-6	6-6	6-7	7-7	7-8	7-9	8-9	8-10	9-10	10-10	11-14	12-18	12-18	
1997-98	4-1	9-1	10-1	10-2	11-2	12-2	12-3	12-4	12-5	13-5	13-6	13-7	13-8	14-11	15-15	
1998-99	5-0	9-1	9-2	9-3	10-3	11-3	11-4	12-4	12-5	13-5	13-6	13-7	17-8	19-11	20-13	NIT
1999-2000	3-2	7-3	8-3	8-4	9-4	9-5	10-5	10-6	11-6	11-7	11-8	12-8	12-13	14-16	14-16	
2000-01	3-2	8-2	9-2	9-3	9-4	10-4	10-5	10-6	11-6	11-7	11-8	12-8	15-10	18-12	18-13	NIT
2001-02	5-0	10-0	11-0	11-1	12-1	13-1	14-1	14-2	14-3	15-3	15-4	16-4	18-7	23-7	27-8	NCAA
2002-03	4-1	9-1	10-1	10-2	10-3	10-4	11-4	12-4	13-4	13-5	14-5	15-5	18-7	21-9	21-10	NCAA
2003-04	5-0	10-0	11-0	12-0	13-0	13-1	14-1	15-1	16-1	17-1	18-1	19-1	23-2	26-4	26-4	NCAA
2004-05	4-1	8-2	9-2	10-2	11-2	12-2	13-2	14-2	14-3	15-3	15-4	16-4	18-7	21-9	23-11	NCAA
2005-06	3-2	8-2	8-3	9-3	10-3	11-3	11-4	11-5	11-6	11-7	11-8	11-9	13-12	15-15	15-15	
2006-07	3-2	8-2	9-2	9-3	9-4	9-5	10-5	10-6	11-6	11-7	11-8	11-9	15-10	18-12	21-14	NIT
2007-08	3-2	5-5	6-5	7-5	8-5	9-5	10-5	11-5	12-5	13-5	14-5	14-6	17-8	21-9	23-11	NCAA
2008-09	5-0	7-3	7-4	8-4	8-5	9-5	10-5	11-5	12-5	13-5	13-6	14-6	16-9	18-12	23-11	NCAA
2009-10	3-2	8-2	9-2	10-2	11-2	12-2	12-3	13-3	14-3	15-3	15-4	15-5	18-7	21-9	24-12	NIT
2010-11	4-1	7-3	7-4	8-4	8-5	8-6	8-7	9-7	10-7	10-8	10-9	11-9	13-12	17-13	17-14	
2011-12	4-1	9-1	10-1	11-1	12-1	12-2	13-2	13-3	14-3	15-3	15-4	16-4	19-6	20-10	21-12	NIT
2012-13	1-4	4-6	4-7	5-7	6-7	7-7	7-8	7-9	7-10	7-11	7-12	7-13	7-18	9-21	10-22	
2013-14	4-1	8-2	9-2	9-3	10-3	10-4	11-4	11-5	12-5	13-5	13-6	13-7	13-12	13-17	14-19	
2014-15	5-0	5-5	6-5	6-6	7-6	7-7	7-8	7-9	8-9	9-9	10-9	11-9	12-13	12-18	13-19	
2015-16	2-3	5-5	6-5	7-5	7-6	7-7	7-8	7-9	7-10	8-10	8-11	9-11	11-14	13-17	14-17	
2016-17	3-2	7-3	8-3	9-3	9-4	10-4	11-4	12-4	12-5	12-6	13-6	13-7	14-11	15-15	16-16	
2017-18	5-0	9-1	10-1	11-1	12-1	13-1	13-2	13-3	13-4	14-4	14-5	14-6	18-7	21-9	25-12	NIT
2018-19	4-1	9-1	10-1	11-1	12-1	12-2	12-3	13-3	14-3	14-4	15-4	15-5	18-7	21-9	23-11	NCAA
2019-20	5-0	8-2	8-3	9-3	9-4	9-5	9-6	10-6	11-6	12-6	12-7	13-7	16-9	19-11	20-11	



TEAM • GAMES PLAYED

RK	W	TEAM	W-L	PCT
1	37	2017-18	25-12	67.6
2	36	2009-10	24-12	66.7
	36	2008-09	23-13	63.9
4	35	2006-07	21-14	60.0
	35	2001-02	27-8	77.1

TEAM • TOTAL WINS • ALL GAMES

RK	W	TEAM	W-L	PCT
1	27	2001-02	27-8	77.1
2	26	2003-04	26-8	76.5
	26	1995-96	26-4	86.7
4	25	2017-18	25-12	67.6
5	24	2009-10	24-12	66.7
	24	1961-62	24-1	96.0
	24	1958-59	24-1	96.0
8	23	2018-19	23-11	67.6
	23	2008-09	23-13	63.9
	23	2007-08	23-11	67.6
	23	2004-05	23-11	67.6
12	22	1994-95	22-8	73.3
	22	1962-63	22-6	78.6
14	21	2011-12	21-12	63.6
	21	2006-07	21-14	60.0
	21	2002-03	21-10	67.7
17	20	1998-99	20-13	60.6
	20	1990-91	20-9	69.0
	20	1957-58	20-5	80.0

TEAM • WIN PERCENTAGE • ALL GAMES

RK	PCT	TEAM	W-L	W
1	100.0	1911-12	9-0	9
2	96.0	1961-62	24-1	24
	96.0	1958-59	24-1	24
4	91.7	1912-12	11-1	11
5	86.7	2003-04	26-4	26
	86.7	1913-14	13-2	13
7	80.0	1957-58	20-5	20
8	78.9	1922-23	15-4	15
9	78.6	1962-63	22-6	22
10	77.1	2001-02	27-8	27
11	76.5	1995-96	26-8	26
12	76.0	1960-61	19-6	19

TEAM • TOTAL WINS • SEC GAMES

RK	W	TEAM	W-L	PCT
1	14	2003-04	14-2	87.5
2	13	1990-91	13-5	72.2
	13	1977-78	13-5	72.2
	13	1961-62	13-1	92.9
	13	1958-59	13-1	92.9
	13	1942-43	13-7	65.0
7	12	2007-08	12-4	75.0
	12	1994-95	12-4	75.0
	12	1962-63	12-2	85.7
10	11	1978-79	11-7	61.1
	11	1960-61	11-3	78.6
12	10	2018-19	10-8	55.6
	10	2001-02	10-6	62.5
	10	1995-96	10-6	62.5
	10	1965-66	10-6	62.5

TEAM • WIN PERCENTAGE • SEC GAMES

RK	PCT	TEAM	W-L	W
1	92.9	1961-62	13-1	13
	92.9	1958-59	13-1	13
3	87.5	2003-04	14-2	14
4	85.7	1962-63	12-2	12
5	78.6	1960-61	11-3	11
6	75.0	2007-08	12-4	12
	75.0	1994-95	12-4	12
8	72.2	1990-91	13-5	13
	72.2	1977-78	13-5	13

TEAM • TOTAL LOSSES • ALL GAMES

RK	L	TEAM	W-L	PCT
1	22	2012-13	10-22	31.3
	22	1985-86	8-22	26.7
3	21	1986-87	7-21	25.0
4	19	2014-15	13-19	40.6
	19	2013-14	14-19	42.4
	19	1983-84	9-19	32.1
	19	1981-82	8-19	29.6
	19	1980-81	8-19	29.6

TEAM • LOSS PERCENTAGE • ALL GAMES

RK	PCT	TEAM	W-L	L
1	15.8	1950-51	3-16	16
2	23.5	1948-49	4-13	13
3	25.0	1986-87	7-21	21
	25.0	1969-70	6-18	18
5	26.1	1954-55	6-17	17

TEAM • TOTAL LOSSES • SEC GAMES

RK	L	TEAM	W-L	PCT
1	15	2013-14	3-15	16.7
	15	1986-87	3-15	16.7
	15	1985-86	3-15	16.7
	15	1980-81	3-15	16.7
	15	1969-70	3-15	16.7

TEAM • LOSS PERCENTAGE • SEC GAMES

RK	PCT	TEAM	W-L	L
1	14.3	1954-55	2-12	12
	14.3	1950-51	2-12	12

**TEAM • WINNING STREAK • ALL GAMES**

RK	WS	BEGAN • DATE • OPPONENT • SCORE	END • DATE • OPPONENT • SCORE	STREAK DATES
1	19	01/15/1962 • at Georgia Tech [SEC] • 57-56	12/17/1962 • at Virginia Tech • 82-65	01/15/1962 • 12/17/1962
2	18	01/05/1959 • at Alabama [SEC] • 81-64	12/09/1959 • vs. Louisiana Tech • 71-62	01/05/1959 • 12/09/1959
3	17	01/31/1913 • Union • 35-16	02/13/1914 • Alabama • 42-31	01/31/1913 • 02/13/1914
4	14	02/15/1958 • Florida [SEC] • 90-78	01/03/1959 • at [9] Auburn [SEC] • 97-66	02/15/1958 • 01/03/1959
5	13	11/22/2003 • UT Martin • 90-74	01/13/2004 • [5] Kentucky [SEC] • 67-66	11/22/2003 • 01/13/2004
6	12	02/28/1957 • at Ole Miss [SEC] • 81-73	01/11/1958 • at Georgia Tech [SEC] • 78-61	02/28/1957 • 01/11/1958
	12	02/20/1914 • Tulane • 40-14	02/10/1915 • at Saint Paul's College • 29-19	02/20/1914 • 02/10/1915
	12	02/16/1911 • Union • 66-18	01/25/1913 • Millsaps College • 24-21	02/16/1911 • 01/25/1913
9	11	11/12/2011 • South Alabama • 80-65	12/28/2011 • vs. [6] Baylor • 54-52	11/12/2011 • 12/28/2011
	11	11/17/2001 • Nicholls State • 95-59	12/21/2001 • vs. [25] Cincinnati • 90-56	11/17/2001 • 12/21/2001
12	10	11/25/2002 • McNeese State • 81-65	01/07/2003 • [11] Florida [SEC] • 74-66	11/25/2002 • 01/07/2003
	10	03/02/1966 • Ole Miss [SEC] • 96-76	01/02/1967 • at Florida [SEC] • 63-54	03/02/1966 • 01/02/1967
	10	12/02/1961 • Southeastern Louisiana • 96-73	01/13/1962 • at Vanderbilt [SEC] • 100-86	12/02/1961 • 01/13/1962
	10	01/03/1961 • Delta State • 92-53	02/13/1961 • Kentucky [SEC] • 68-62	01/03/1961 • 02/13/1961

TEAM • WINNING STREAK • SINGLE SEASON

RK	WS	BEGAN • DATE • OPPONENT • SCORE	END • DATE • OPPONENT • SCORE	STREAK DATES
1 ^	15	01/05/1959 • at Alabama [SEC] • 81-64	02/28/1959 • at Ole Miss [SEC] • 23-16	01/05/1959 • 02/28/1959
2	13	11/22/2003 • UT Martin • 90-74	01/13/2004 • [5] Kentucky [SEC] • 67-66	11/22/2003 • 01/13/2004
3	11	11/12/2011 • South Alabama • 80-65	12/28/2011 • vs. [6] Baylor • 54-52	11/12/2011 • 12/28/2011
	11	11/17/2001 • Nicholls State • 95-59	12/21/2001 • vs. [25] Cincinnati • 90-56	11/17/2001 • 12/21/2001
	11	12/02/1957 • at Union • 80-56	01/11/1958 • at Georgia Tech [SEC] • 78-61	12/02/1957 • 01/11/1958
6	10	11/25/2002 • McNeese State • 81-65	01/07/2003 • [11] Florida [SEC] • 74-66	11/25/2002 • 01/07/2003
	10	12/02/1961 • Southeastern Louisiana • 96-73	01/13/1962 • at Vanderbilt [SEC] • 100-86	12/02/1961 • 01/13/1962
	10	01/03/1961 • Delta State • 92-53	02/13/1961 • Kentucky [SEC] • 68-62	01/03/1961 • 02/13/1961

^ - MSU registered 15 straight wins to end the 1958-59 season.

TEAM • WINNING STREAK • SEC REGULAR SEASON GAMES

RK	WS	BEGAN • DATE • OPPONENT • SCORE	END • DATE • OPPONENT • SCORE	STREAK DATES
1	13	01/15/1962 • at Georgia Tech [SEC] • 57-56	01/07/1963 • at Alabama [SEC] • 77-72 • OT	01/15/1962 • 01/07/1963
	13	01/05/1959 • at Alabama [SEC] • 81-64	01/02/1960 • Auburn [SEC] • 64-48	01/05/1959 • 01/02/1960
3	10	02/22/1960 • Tulane [SEC] • 70-66	02/13/1961 • Kentucky [SEC] • 68-62	02/22/1960 • 02/13/1961
	10	02/17/1942 • at Florida [SEC] • 48-31	01/08/1943 • Tennessee [SEC] • 35-33	02/17/1942 • 01/08/1943
5	8	01/17/2004 • at LSU [SEC] • 64-54	02/21/2004 • Alabama [SEC] • 77-73	01/17/2004 • 02/21/2004
6	7	02/17/1979 • Florida [SEC] • 80-64	01/05/1980 • at [4] LSU [SEC] • 80-58	02/17/1979 • 01/05/1980
	7	01/12/1963 • Vanderbilt [SEC] • 58-55	02/16/1963 • at Florida [SEC] • 73-52	01/12/1963 • 02/16/1963

TEAM • WINNING STREAK • ALL HOME GAMES

RK	WS	BEGAN • DATE • OPPONENT • SCORE	END • DATE • OPPONENT • SCORE	STREAK DATES
1	35	01/14/1957 • [6] Vanderbilt [SEC] • 63-62	01/02/1960 • Auburn [SEC] • 64-48	01/14/1957 • 01/02/1960
2	25	12/02/1961 • Southeastern Louisiana • 96-73	12/04/1963 • Virginia Tech • 93-77	12/02/1961 • 12/04/1963
3	20	02/11/1920 • Samford • 27-13	02/17/1922 • Ole Miss • 27-25	02/11/1920 • 02/17/1922
4	14	01/22/2003 • South Carolina [SEC] • 64-48	01/13/2004 • [5] Kentucky [SEC] • 67-66	01/22/2003 • 01/13/2004
	14	01/31/1913 • Union • 35-16	02/13/1914 • Alabama • 42-31	01/31/1913 • 02/13/1914
6	13	03/04/2017 • LSU [SEC] • 88-76	01/13/2018 • [22] Auburn [SEC] • 76-68	03/04/2017 • 01/13/2018
	13	11/12/2011 • South Alabama • 80-65	02/11/2012 • Georgia [SEC] • 70-68 • OT	11/12/2011 • 02/11/2012
	13	01/23/1978 • Vanderbilt [SEC] • 79-73	01/27/1979 • [18] Alabama [SEC] • 68-67	01/23/1978 • 01/27/1979
	13	02/22/1960 • Tulane [SEC] • 70-66	02/13/1961 • Kentucky [SEC] • 68-62	02/20/1960 • 02/13/1961
10	12	02/25/2004 • LSU [SEC] • 84-58	02/16/2005 • LSU [SEC] • 80-72	02/25/2004 • 02/16/2005
11	11	11/19/2009 • Southeastern Louisiana • 82-67	02/16/2010 • [2] Kentucky [SEC] • 81-75 • OT	11/19/2009 • 02/16/2010
	11	02/01/1916 • Cumberland • 39-13	01/05/1920 • Chicago College • 22-20	02/01/1916 • 01/05/1920
13	10	02/05/1923 • Ole Miss [SoCon] • 29-14	02/19/1924 • Alabama [SoCon] • 45-28	02/05/1923 • 02/19/1924
	10	02/20/1914 • Tulane • 40-14	01/22/1916 • LSU • 31-21	02/20/1914 • 01/22/1916

**TEAM • WINNING STREAK • NON-CONFERENCE HOME GAMES**

RK	WS	BEGAN • DATE • OPPONENT • SCORE	END • DATE • OPPONENT • SCORE	STREAK DATES
1	23	12/14/1996 • Loyola • New Orleans • 98-32	12/02/2000 • Richmond • 83-72	12/14/1996 • 12/02/2000
2	22	12/22/2016 • Morehead State • 85-76		
3	18	11/25/2002 • McNeese State • 81-65	11/26/2005 • Northwestern State • 76-75 • OT	11/25/2002 • 11/26/2005
4	17	12/13/1986 • Delta State • 68-56	11/22/1991 • Chattanooga • 85-73	12/13/1986 • 11/22/1991
5	12	12/01/1975 • Indiana State • 85-82	12/05/1977 • Louisiana-Monroe • ULM • 89-78	12/01/1975 • 12/05/1977
6	11	12/11/1993 • Southeastern Louisiana • 81-55	12/09/1995 • Little Rock • 70-68	12/11/1993 • 12/09/1995
	11	11/27/1991 • UT Martin • 86-54	12/07/1993 • Alabama-Birmingham • UAB • 66-63 • OT	11/27/1991 • 12/07/1993

TEAM • LOSING STREAK • ALL GAMES

RK	LS	BEGAN • DATE • OPPONENT • SCORE	END • DATE • OPPONENT • SCORE	STREAK DATES
1	14	01/07/1955 • at Georgia [SEC] • 90-75	02/26/1955 • at LSU [SEC] • 84-80	01/07/1955 • 02/26/1955
2	13	01/25/2014 • at Ole Miss [SEC] • 82-63	03/12/2014 • vs. Vanderbilt [SEC-T] • 82-68	01/25/2014 • 03/12/2014
	13	01/16/2013 • Alabama [SEC] • 75-43	03/02/2013 • Ole Miss [SEC] • 73-67	01/16/2013 • 03/02/2013
4	11	12/12/1981 • UT Martin • 65-41	01/27/1982 • [7] Kentucky [SEC] • 57-51	12/12/1981 • 01/27/1982
5	10	02/10/1945 • Ole Miss [SEC] • 61-24	02/04/1946 • at Columbus Air Force Base • 47-41	02/10/1945 • 02/04/1946

TEAM • LOSING STREAK • SEC REGULAR SEASON GAMES

RK	LS	BEGAN • DATE • OPPONENT • SCORE	END • DATE • OPPONENT • SCORE	STREAK DATES
1	16	01/25/2014 • at Ole Miss [SEC] • 82-63	01/17/2015 • Vanderbilt • 57-54	01/25/2014 • 01/17/2015
	16	02/04/1981 • at Alabama • 91-79	01/27/1982 • [7] Kentucky • 56-51	02/04/1981 • 01/27/1982
	16	02/10/1945 • Ole Miss • 61-24	02/16/1946 • Auburn • 39-31	02/10/1945 • 02/10/1946
4	13	01/16/2013 • Alabama [SEC] • 75-43	03/02/2013 • Ole Miss [SEC] • 73-67	01/16/2013 • 03/02/2013
5	11	02/20/1985 • at Ole Miss • 53-50	01/25/1986 • Vanderbilt • 64-60	02/20/1985 • 01/25/1986
	11	01/07/1955 • at Georgia • 90-75	02/26/1955 • at LSU • 84-80	01/07/1955 • 02/26/1955

**INDIVIDUAL RECORDS****MOST POINTS SCORED**

58, Pete Maravich, LSU (12-22-67 at LSU)

MOST FIELD GOALS MADE

22, Pete Maravich, LSU (3-2-70 at MSU)

22, Pete Maravich, LSU 12-22-67 at LSU)

MOST FIELD GOALS ATTEMPTED

49, Pete Maravich, LSU (3-3-69 at MSU)

BEST FIELD GOAL PERCENTAGE

1.000 (12-of-12)

Durand Macklin, LSU (1-5-80 at LSU)

MOST 3-POINT FIELD GOALS MADE

9, Shan Foster, Vanderbilt (3-5-08 at VU)

9, Isaiah Swann, Florida State (3-20-07)

9, Brad Boyd, Louisiana-Lafayette (11-23-02 at MSU)

MOST 3-POINT FG ATTEMPTED

20, Donald Sims, Appalachian State (11-19-10 at MSU)

BEST 3-POINT FG PERCENTAGE

1.000 (7-7)

J.J. Frazier, Georgia (2-14-15 at MSU)

MOST FREE THROWS MADE

18, Dwight Anderson, Kentucky (2-12-79 at UK)

18, Kenny Higgs, LSU (1-2-78 at MSU)

MOST FREE THROWS ATTEMPTED

23, Dwight Anderson, Kentucky (2-12-79 at UK)

23, Calvin Natt, Louisiana-Monroe (12-5-77 at MSU)

BEST FREE THROW PERCENTAGE

1.000 (16-of-16)

Eddie Palubinskas, LSU (3-1-73 at LSU)

1.000 (15-of-15)

Eddie Johnson, Auburn (1-20-75 at AU)

MOST REBOUNDS

31, Nate Thurmond, Bowling Green,

(3-16-63 at East Lansing, MI)

MOST OFFENSIVE REBOUNDS

10, Randolph Morris, Kentucky,

(3-9-07 at Atlanta, GA)

10, Kevin Hendrix, Alabama

(1-28-06 at BAMA)

MOST DEFENSIVE REBOUNDS

18, Ernie Abercrombie, Oklahoma (2-10-96 at OU)

MOST ASSISTS

17, Kenny Higgs, LSU (1-19-76 at MSU)

MOST TURNOVERS

12, Eddie Johnson, Auburn (1-20-75 at Auburn)

MOST BLOCKED SHOTS

11, Theo Ratliff, Wyoming (12-28-94 at Casper, WY)

MOST STEALS

8, Rajon Rondo, Kentucky (2-19-05 at UK)

Jack Givens, Kentucky (1-3-76 at MSU)

MOST DUNKS

8, Eugene McDowell, Florida (1-5-83 at UF)

8, Dominique Wilkins, Georgia (2-10-82 at UGA)

MOST MINUTES PLAYED

58, Gerald Glass, Ole Miss, (1-24-90 at MSU)

LAST TIME AN OPPOSING PLAYER SCORED 35 OR MORE POINTS

37, J.J. Frazier, Georgia (1-24-15 at MSU)

SCORED 40 OR MORE POINTS

40, Donald Sims, Appalachian State (11-19-10 at MSU)

SCORED 42 OR MORE POINTS

43, Stefan Moody, Ole Miss (3-2-16 at OM)

HAD 21 OR MORE REBOUNDS

22, Ernie Abercrombie, Oklahoma (2-10-96 at OU)

HAD 12 OR MORE ASSISTS

12, Jabril Durham, Arkansas (1-9-16 at ARK)

HAD SIX OR MORE STEALS

6, Jabril Durham, Arkansas (1-9-16 at ARK)

HAD SIX OR MORE BLOCKED SHOTS:

6, Chief Kickingstallionsims, Alabama State (12-6-08 at MSU)

LAST TIME AN OPPOSING TEAM ... SCORED 100 OR MORE POINTS

105, Miami (11-19-15 at Puerto Rico)

WAS HELD TO 39 POINTS OR LESS

39, LSU (1-9-08 at LSU)

WAS HELD TO 40-45 POINTS

44, Southern Miss (12-19-16 at Jackson, MS)

WAS HELD TO 46-49 POINTS

48, Little Rock (12-20-17 at MSU)

SHOT 60 PERCENT-PLUS FROM THE FIELD

.623 [33-53], at Missouri (3-1-14 at MIZZOU)

SHOT 65 PERCENT-PLUS FROM THE FIELD

.702 [40-57], Georgia (2-28-01 at UGA)

HELD TO LESS THAN 30% FROM FIELD

.281 [18-64], Florida A&M (11-18-17 at MSU)

MADE 15 OR MORE 3-POINTERS

16, Arkansas (1-9-16 at ARK)

WAS HELD WITHOUT A 3-POINTER

[0-19], South Carolina (3-2-02 at SC)

ATTEMPTED 35 OR MORE 3-POINTERS

35, Central Arkansas (12-22-12 in Jackson, MS)

DID NOT ATTEMPT A 3-POINTER

0, LSU (1-30-88 at LSU)

SHOT 100% FROM THE FT LINE - MIN. 10 FTA

1.000 [10-10], Saint Mary's, (12-29-10 at Las Vegas)

HAD 50 OR MORE REBOUNDS

50, Tennessee (3-9-18 at St. Louis, MO)

HAD 25 OR MORE ASSISTS

25, LSU (2-6-16 at Baton Rouge)

HAD 25 OR MORE TURNOVERS

26, Dayton (12-3-17 at MSU)

HAD 10 OR MORE BLOCKED SHOTS

11, Gincinnati (12-12-17 at CINCY)

HAD 16 OR MORE STEALS

16, Mississippi Valley State (11-17-14 at MSU)

TEAM RECORDS**MOST POINTS SCORED**

120, Vanderbilt (3-8-69 at MSU)

MOST FIELD GOALS MADE

51, Kentucky (3-8-75 at MSU)

MOST FIELD GOALS ATTEMPTED

103, Tampa (2-15-57 at Tampa)

BEST FIELD GOAL PERCENTAGE

.729 (27-of-37), Ole Miss (2-16-80 at MSU)

MOST 3-POINT FIELD GOALS MADE

17, Troy (12-10-05 at MSU)

MOST 3-POINT FG ATTEMPTED

45, Troy (12-10-05 at MSU)

BEST 3-POINT FG PERCENTAGE

.727 (8-of-11), Auburn (2-19-94 at MSU)

Most Free Throws Made:

40, Vanderbilt (1-26-80 at Vandy)

40, Kentucky (2-12-79 at UK)

40, Auburn (1-20-75 at AU)

40, Florida (2-26-72 at UF)

MOST FREE THROWS ATTEMPTED

56, Kentucky (2-12-79 at UK)

BEST FREE THROW PERCENTAGE (MIN. 15 FTM)

1.000 (19-of-19), Kentucky (1-10-83 at MSU)

BEST FREE THROW PERCENTAGE (MIN. 20 FTM)

.972 (35-of-36), Vanderbilt (2-26-86 at VU)

MOST REBOUNDS

75, Florida (2-19-55 at UF)

MOST OFFENSIVE REBOUNDS

28, Troy (11-30-93 at MSU)

MOST DEFENSIVE REBOUNDS

41, LSU (11-11-09 at MSU)

MOST ASSISTS

33, Kentucky (1-23-80 at MSU)

MOST TURNOVERS:

37, Southern Miss (12-2-76 at MSU)

MOST BLOCKED SHOTS

12, Stanford (12-21-99 at Oakland, CA)

12, Kentucky (2-16-10 at MSU)

12, Texas (11-21-12 at Maui, HI)

MOST STEALS

23, Kentucky (1-9-91 at UK)

MOST POINTS SCORED

Game: 123 • Troy • 12/05/1995
Season: 2716 • 2017-18

FEWEST POINTS SCORED - SINCE 1950

Game: 20 • Georgia • 01/13/1982
Season: 1234 • 1952-53

MOST COMBINED POINTS SCORED

Game: 216 • MSU 110, Vanderbilt 106 • 12/06/1979

FEWEST COMBINED POINTS - SINCE 1950

Game: 39 • MSU 23, Ole Miss 16 • 02/28/1959

HIGHEST SCORING AVERAGE

Season: 84.8 • 1956-57

LOWEST SCORING AVERAGE - SINCE 1950

Season: 49.5 • 1981-82

MOST POINTS ALLOWED

Game: 120 • Vanderbilt • 03/08/1969
Season: 2507 • 2017-18

FEWEST POINTS ALLOWED - SINCE 1950

Game: 16 • at Ole Miss • 02/28/1959
Season: 1340 • 1952-53

MOST FIELD GOALS MADE

Game: 50 • Southeastern Louisiana • 01/27/1964
Season: 1,000 • 2017-18

FEWEST FIELD GOALS MADE - SINCE 1950

Game: 7 • Vanderbilt • 02/23/2013
Season: 433 • 1952-53

Most Field Goals Attempted:

Game: 115 • Howard College • 12/02/1955
Season: 2151 • 2017-18

FEWEST FIELD GOALS ATTEMPTED - SINCE 1954

Game: 20 • Georgia • 01/13/1982
Season: 1077 • 1981-82

HIGHEST FIELD GOAL PERCENTAGE

Game - Min. 30 FGA: .710 • 22/31
 at Tennessee • 02/17/1982
Season: .513 • 892-1739 • 1978-79

MOST 3-POINT FIELD GOALS MADE

Game: 17 vs. Southern Miss • 12/19/2016
Season: 296 • 2008-09

FEWEST 3-POINT FIELD GOALS MADE

Game: 0 • Last time: at Arkansas • 02/07/2015
Season: 58 • 1986-87

MOST 3-POINT FG ATTEMPTED

Game: 39 • at Alabama • 02/21/2009
Season: 918 • 2009-10

FEWEST 3-POINT FG ATTEMPTED

Game: 0 • vs. Ole Miss • 01/14/1987
Season: 211 • 1986-87

HIGHEST 3-POINT FG PERCENTAGE

Game - Min. 10 FGA: .800 • 8/10
 vs. Tennessee-Martin • 11/27/1991
Season: .384 • 214-558 • 1995-96

MOST FREE THROWS MADE

Game: 41 • vs. LSU • 02/11/2009
Season: 603 • 1956-57

FEWEST FREE THROWS MADE - SINCE 1950

Game: 0 • Last: vs. Auburn • 02/11/1995
Season: 250 • 1986-87

MOST FREE THROWS ATTEMPTED

Game: 58 • at Arkansas • 12/13/1952
Season: 882 • 1956-57

FEWEST FREE THROWS ATTEMPTED - SINCE 1950

Game: 0 • Last: vs. Georgia • 01/13/1982
Season: 370 • 1986-87

HIGHEST FREE THROW PERCENTAGE

Game - Min. 15 FTA: 1.000 • 15/15
 at Tennessee • 01/26/1974)
Season: .769 • 496/645 • 1967-68

MOST REBOUNDS

Game: 85 • vs. Louisiana College • 12/11/1961
Season: 1406 • 2009/10)

FEWEST REBOUNDS - SINCE 1950

Game: 11 • vs. Ole Miss • 02/20/1982
Season: 581 • 1981-82

HIGHEST REBOUNDING AVERAGE

Season: 50.5 • 1956-57

LOWEST REBOUNDING AVERAGE - SINCE 1950

Season: 21.5 • 1981-82

MOST OFFENSIVE REBOUNDS

Game: 31 • Mississippi Valley State • 11/21/2000
Season: 496 • 2000-01

MOST DEFENSIVE REBOUNDS

Game: 44 • Mississippi Valley State • 11/21/2000
Game: 44 • Tennessee Tech • 01/05/1993
Season: 1011 • 2009-10

MOST ASSISTS

Game: 34 • Chicago State • 12/04/1975
Season: 566 • 2001-02

MOST TURNOVERS

Game: 34 • at Evansville • 12/17/1975)
Season: 583 • 1995-96 & 2001-02

Fewest Turnovers:

Game: 4 • vs. Kentucky • 01/15/1979
Game: 4 • vs. Louisiana Tech • 11/10/2007
Game: 4 • vs. Vanderbilt • 01/16/2018
Season: 376 • 1984-85

MOST BLOCKED SHOTS

Game: 16 • Georgia • 01/12/2008
Season: 271 • 2008-09 & 2009-10

MOST STEALS

Game: 27 vs. Samford • 12/29/75);
 vs. SW Louisiana • 12/6/75)
Season: 294 • 2001-02

MOST DUNKS

Game: 15 • Troy State • 11/30/1993
Season: 146 • 2017-18

MOST PERSONAL FOULS

Game: 41 • at Kentucky • 02/12/1979
Season: 638 • 2016-17

MOST DISQUALIFICATIONS

Game: 6 • at Kentucky • 02/12/1979
Season: 34 • 1956-57

**MOST POINTS SCORED**

Game: 47, Bailey Howell vs. Union (12-4-58)
Season: 777, Jeff Malone (1982-83)
Career: 2142, Jeff Malone (1980-83)

HIGHEST SCORING AVERAGE

Season: 28.3, Jim Ashmore (1956-57)
Career (3 yrs): 27.1, Bailey Howell (1957-59)
Career (4 yrs): 20.6, Jim Ashmore (1954-57)

MOST FGs MADE

Game: 18, Rickey Brown vs. Auburn (3-7-77)
Season: 323, Jeff Malone (1982-83)
Career: 906, Jeff Malone (1980-83)

MOST CONSECUTIVE FGs MADE

1 Gm: 11, Tony Watts at Alabama (1-14-89)
1+ Gms: 15, Russell Walters (1-14-95 to 1-16-95) vs. Ole Miss [8] & Northwestern St. [7]

MOST FGs ATTEMPTED

Game: 33, Dave Williams at Auburn (1-3-66)
Game: 33, Jim Ashmore vs. Ole Miss (1-19-57)
Game: 33, Gerald Caveness vs. Florida (2-20-54)
Season: 616, Jim Ashmore (1956-57)
Career: 1768, Jeff Malone (1980-83)

HIGHEST FG PERCENTAGE

Game (Min. 10 FGA): .909 (10-of-11) Trey Moore vs. Loyola [NO] (12-14-96)
 Ervin Dillon vs. Delta State (12-1-84)
Season (Min. 125 FGA)
 .671 (167-249), Cameron Burns (1988-89)
Career (Min. 200 FGA)
 .630 (192-305), Bill Singletary (1972-74)
Career (Min. 400 FGA)
 .589 (548-930), Jarvis Varnado (2007-10)

MOST 3-POINT FGs MADE

Game: 8, Winsome Frazier vs. UMKC (11-23-04)
Game: 8, Marckell Patterson vs. Florida (11-10-01)
Game: 8, Antonio Jackson at California (11-13-00)
Game: 8, Darryl Wilson vs. Alabama (3-4-95)
Season: 97, Darryl Wilson (1995-96)
Career: 280, Barry Stewart (2007-10)

MOST CONSECUTIVE GAMES WITH 3FGM

Career: 39, Darryl Wilson (1994-95)

MOST 3-POINT FGs ATTEMPTED

Game: 17, Darryl Wilson vs. Alabama (3-4-95)
Season: 237, Darryl Wilson (1995-96)
Career: 779, Barry Stewart (2007-10)

HIGHEST 3-PT. FG PERCENTAGE

Game (Min. 5 FGA)
 1.000 (5-of-5)
 Xavion Stapleton vs. Vanderbilt (2-14-18)
Season (Min. 50 FGA)
 .481 (38-79), Shane Power (2003-04)
Season (Min. 100 FGA)
 .430 (61-142), Tony Watts (1991-92)
Season (Min. 200 FGA)
 .414 (94-227), Darryl Wilson (1994-95)
Career (Min. 100 FGA)
 .417 (95-228), Shane Power (2004-05)
Career (Min. 300 FGA)
 .400 (258-645), Darryl Wilson (1994-96)

MOST FTs MADE

Game: 21, Jerry Graves vs. Vanderbilt (1-14-61)
Season: 243, Bailey Howell (1957-58)
Career: 682, Bailey Howell (1957-59)

MOST CONSECUTIVE FT MADE

1 Gm: 18, Rich Knarr vs. Auburn (2-19-73)
1+ Gms: 43, Paul Smith (12-12-64 to 2-22-65)

MOST FTs ATTEMPTED

Game: 27, Jerry Graves vs. Vanderbilt (1-14-61)
Season: 315, Bailey Howell (1957-58)
Career: 892, Bailey Howell (1957-59)

HIGHEST FT PERCENTAGE

Game (Min. 15 FTA)
 1.000 (16-16), Bailey Howell at Tulane (2-3-58)
Season (Min. 50 FTA)
 .927 (51-55), Paul Smith (1964-65)
Season (Min. 100 FTA)
 .870 (120-138), Red Stroud (1962-63)
Career (Min. 150 FTA)
 .864 (133-154), Paul Smith (1964-66)
Career (Min. 200 FTA)
 .847 (221-261), Rich Knarr (1973-76)
Career (Min. 300 FTA)
 .825 (296-359), Red Stroud (1961-63)
Career (Min. 400 FTA)
 .812 (439-541), Darryl Wilson (1994-96)

MOST REBOUNDS

Game: 34, Bailey Howell vs. LSU (2-1-57)
Season: 492, Bailey Howell (1956-57)
Career: 1277, Bailey Howell (1957-59)

HIGHEST REBOUNDING AVERAGE

Season: 19.7, Bailey Howell (1956-57)
Career (3 yrs): 17.0, Bailey Howell (1957-59)
Career (4 yrs): 10.2, Rickey Brown (1977-80)

MOST OFFENSIVE REBOUNDS

Game: 11, Lawrence Roberts at Alabama (3-6-04)
Game: 11, Tyrone Washington at Auburn (2-7-98)
Game: 11, Arnett Moultrie vs. Northwestern State (12-22-11)
Season: 125, Erick Dampier (1995-96)
Career: 346, Jarvis Varnado (2007-10)

MOST DEFENSIVE REBOUNDS

Game: 14, Charles Rhodes vs. Auburn (2-4-06)
Game: 14, Jacksonville State (12-15-05)
Season: 262, Jarvis Varnado (2007-10)
Career: 750, Jarvis Varnado (2007-10)

MOST ASSISTS

Game: 16, Chuck Evans at UMKC (2-23-93)
Season: 235, Chuck Evans (1992-93)
Career: 633, Dee Bost (2009-12)

HIGHEST ASSISTS-PER-GAME AVERAGE

Season: 8.10, Chuck Evans (1992-93)
Career (2 yrs): 7.96, Chuck Evans (1992-93)
Career (4 yrs): 5.19, Dee Bost (2009-12)

MOST TURNOVERS

Game: 11, Al Perry at Evansville (12-17-75)
Season: 142, Jamont Gordon (2005-06)
Career: 403, Jamont Gordon (2006-08)

MOST BLOCKED SHOTS

Game: 10, Jarvis Varnado vs. Miami [FL] (12-13-07),
Game: 10, Jarvis Varnado vs. Georgia
Game: 10, Jarvis Varnado, Kentucky (1-15-08)
Game: 10, Arkansas (1-14-10)
Season: 170, Jarvis Varnado (2008-09 & 2009-10)
Career: 564, Jarvis Varnado (2007-10)

HIGHEST BLOCKS-PER-GAME AVERAGE

Season: 4.72, Jarvis Varnado (2008-09 & 09-10)
Career: 4.0, Jarvis Varnado (2007-10)

MOST STEALS

Game: 8, Gary Hooker vs. Samford (12-29-75)
Game: 8, Gary Hooker vs. SW La. (12-6-75)
Season: 83, Chuck Evans (1991-92)
Career: 217, Ray White (1976-79)

HIGHEST STEALS-PER-GAME AVERAGE

Season: 2.96, Chuck Evans (1991-92)
Career (2 yrs): 2.89, Chuck Evans (1992-93)
Career (4 yrs): 2.17, Ray White (1976-79)

MOST CHARGES TAKEN

Season: 23, Mario Austin (2001-02)
Career: 51, Mario Austin (2001-03)

MOST DUNKS

Game: 6, Bubba Wilson vs. Troy (11-30-93)
Season: 68, Charles Rhodes (2007-08)
Career: 183, Charles Rhodes (2005-08)

MOST PERSONAL FOULS

Game: 6, 12 times (1989-90)
Season: 117, Todd Merritt (1989-90)
Career: 404, Rickey Brown (1977-80)

MOST DISQUALIFICATIONS

Season: 14, Wayne Duncan (1955-56)
Career: 30, Rickey Brown (1977-80)

MOST GAMES PLAYED

Season: 37, Quindary Weatherspoon (2017-18)
Season: 37, Aric Holman (2017-18)
Season: 37, Tyson Carter (2017-18).
Career: 141, Barry Stewart (2007-10)
Career: 141, Jarvis Varnado (2007-10)

MOST GAMES STARTED

Season: 37, Quindary Weatherspoon (2017-18).
Career: 122, Dee Bost (2009-12)

MOST MINUTES PLAYED

Game: 57, Greg Carter vs. Ole Miss, 4ot (1-24-90)
Season: 1255, Dee Bost (2009-10)
Career: 4431, Barry Stewart (2007-10)

HIGHEST MINUTES-PER-GAME AVERAGE

Season: 37.4, Kalpatrick Wells (1981-82)
Career (2 yrs): 35.3, Chuck Evans (1992-93)
Career (4 yrs): 35.0, Jeff Malone (1980-83)



SEC TEAM STATISTICAL TITLES

SEASON	STATISTICAL CATEGORY	STATISTIC
1976-77	Field Goal % Defense	44.0 FG%
1977-78	Scoring Defense	67.1 ppg
1980-81	Rebound Margin	+4.9 rpg
1983-84	Rebound Defense	28.1 rpg
1984-85	Rebound Defense	30.1 rpg
1986-87	Scoring Defense	65.5 ppg
1986-87	Free Throw % Defense	66.5 FT%
1987-88	Scoring Defense	65.0 ppg
1987-88	3-Point FG % Defense	31.4 FG%
1990-91	Free Throw % Defense	62.0 FT%
1993-94	Field Goal % Defense	39.1 FG%
1995-96	Field Goal Percentage	32.6 rpg
1995-96	Rebound Margin	+6.3 rpg
1998-99	3-Point FG % Defense	30.3 FG%
2000-01	Rebound Defense	33.3 rpg
2000-01	Rebound Margin	+7.9 rpg
2001-02	Field Goal Percentage	48.0 FG%
2001-02	Rebound Margin	+6.5 rpg
2002-03	Scoring Defense	59.7 ppg
2002-03	Field Goal % Defense	40.1 FG%
2002-03	3-Point FG % Defense	32.7 FG%
2002-03	Rebound Margin	+6.2 rpg
2003-04	Scoring Margin	+10.7 ppg
2003-04	Rebound Margin	+8.0 rpg
2004-05	Rebound Margin	+8.5 rpg
2006-07	Field Goal % Defense	40.3 FG%
2007-08	Scoring Defense	65.5 ppg
2007-08	Field Goal % Defense	37.0 FG%
2009-10	Defensive Rebounds	1011
2010-11	Defensive Rebounds	813

SEC INDIVIDUAL LEADERS

SEASON	STATISTICAL CATEGORY	STATISTIC
1964-65	Paul Smith (FT%)	92.7 FT%
1991-92	Tony Watts (FT%)	84.8 FT%
1995-96	Darryl Wilson (FT%)	79.6 FT%
2009-10	Jarvis Varnado (Def. Rebs)	7.3 rpg
2011-12	Arnett Moultrie (Off. Rebs)	3.7 rpg
2011-12	Dee Bost (Minutes)	36.3 mpg

**RECORDS - HUMPHREY COLISEUM OPPONENTS**

TEAM - SEC	W-L	FIRST MEETING	LAST MEETING	LAST SCORE
Alabama	25-19	02/21/1976	02/25/2020	W • 80-73
Arkansas	20-6	02/29/1992	01/22/2020	W • 77-70
Auburn	29-14	02/09/1976	01/04/2020	L • 80-68
Florida	15-15	02/07/1976	01/15/2019	W • 71-68
Georgia	20-12	02/28/1976	01/18/2020	W • 91-59
Kentucky	9-22	01/03/1976	02/09/2019	L • 71-67
LSU	25-16	01/19/1976	02/06/2019	L • 92-88 • OT
Missouri	5-1	02/13/2013	01/14/2020	W • 72-45
Ole Miss	35-10	01/17/1976	03/07/2020	W • 69-44
South Carolina	13-4	02/13/1993	02/19/2020	W • 79-76
Tennessee	16-17	03/01/1976	02/01/2020	W • 86-73
Texas A&M	3-2	01/30/2013	03/09/2019	W • 92-81
Vanderbilt	22-9	01/05/1976	02/08/2020	W • 80-70
TOTALS	237-147			
TEAM - NON-CONFERENCE	W-L	FIRST MEETING	LAST MEETING	LAST SCORE
Akron	0-1	11/09/2011		L • 68-58
Alabama A&M	4-1	11/21/1999	12/30/2012	L • 59-57
Alabama State	4-0	12/18/2006	11/10/2017	W • 96-68
Alabama-Birmingham • UAB	1-2	12/13/1983	12/06/2003	W • 86-84
Alcorn State	2-1	03/08/1979	11/26/2018	W • 88-65
Appalachian State	1-0	11/19/2010		W • 76-74
Arkansas State	2-1	12/08/2001	12/17/2014	L • 69-55
Arkansas-Pine Bluff	1-0	11/23/1999		W • 107-67
Austin Peay	2-0	12/01/1992	11/09/2018	W • 95-67
Ball State	1-0	12/08/1990		W • 86-72
Baylor	1-0	03/15/1990		W • 84-75
Belmont	1-0	11/25/1998		W • 66-65
Bethune-Cookman • BCU	1-0	11/21/2009		W • 67-51
Bradley	1-0	03/17/2007		W • 101-72
Brigham Young • BYU	1-0	12/02/1995	12/29/2018	W • 103-81
Central Arkansas	FIRST MEETING			
Charlotte	1-1	11/29/2006	12/10/2008	L • 70-64
Chattanooga	2-2	12/05/1981	11/19/2005	W • 64-48
Chicago State	1-0	12/04/1975		W • 113-81
Cincinnati	1-0	12/15/2018		W • 70-59
Clemson	0-1	11/15/2007		L • 84-82
Dayton	1-0	12/03/2017		W • 61-59
Detroit	1-0	11/22/2010		W • 82-76
Drake	1-0	12/10/1991		W • 79-50
East Carolina • ECU	1-0	12/20/1988		W • 88-79
East Tennessee State	1-2	12/09/1987	12/14/2016	L • 67-65
Eastern Kentucky	2-0	12/11/1990	11/07/2011	W • 76-66
Eastern Washington	1-0	11/13/2015		W • 106-88
Fairleigh Dickinson	1-0	11/22/2008		W • 84-58
Florida A&M • FAMU	4-0	11/19/2001	11/18/2017	W • 79-48
Florida Atlantic • FAU	2-1	11/30/2010	11/13/2012	W • 78-58
Florida Gulf Coast • FGCU	1-0	12/19/2013		W • 66-53
Florida International • FIU	2-0	12/06/1982	11/05/2019	W • 77-69
Florida State • FSU	2-0	03/20/2007	01/02/2015	W • 62-55
George Mason	1-0	12/30/2005		W • 63-61
Georgia State	1-0	12/04/2016		W • 82-60
Green Bay	1-0	11/20/2017		W • 77-68
Hartford	1-0	11/11/2018		W • 77-59
Houston	1-1	11/30/1983	01/03/2009	W • 82-65
Indiana State	1-0	12/01/1975		W • 85-82
Iowa State	FIRST MEETING			
Jackson State	4-0	11/24/1984	11/27/2013	W • 58-56
Jacksonville	3-0	12/14/1991	12/23/2014	W • 70-47
Jacksonville State	2-0	12/02/1998	11/26/2017	W • 59-56
James Madison • JMU	0-1	11/30/1996		L • 75-72
Kansas City • UMKC	3-0	02/02/1994	12/29/2016	W • 77-54
Kansas State	0-1	12/14/1985		L • 63-58



TEAM • NON-CONFERENCE	W-L	FIRST MEETING	LAST MEETING	LAST SCORE
Kennesaw State	1-0	11/14/2013		W • 78-55
Kent State	1-0	12/30/2019		W • 96-68
Lehigh	0-1	11/25/2016		L • 87-73
Little Rock • UALR	3-1	12/09/1995	12/20/2017	W • 64-48
Long Beach State	1-0	11/16/2018		W • 79-51
Louisiana Tech	4-1	12/05/2000	12/05/2019	L • 74-67
Louisiana-Lafayette • ULL	1-1	12/06/1975	11/23/2002	L • 79-76
Louisiana-Monroe • ULM	6-1	12/05/1977	11/14/2019	W • 62-45
Loyola • Chicago	1-0	12/01/2013		W • 65-64 • OT
Loyola Marymount	1-0	11/13/2006		W • 61-37
Maryland Eastern Shore	1-0	01/02/2014		W • 77-63
Massachusetts • UMass	0-1	03/13/2012		L • 101-96 • 2OT
McNeese State	4-1	11/18/2000	12/04/2018	W • 90-77
Memphis	1-1	12/07/1981	12/15/1984	L • 68-59
Mercer	1-0	12/12/1987		W • 66-50
Miami • Florida	0-1	12/13/2008		L • 64-58
Middle Tennessee	1-0	12/09/1978		W • 85-50
Mississippi Valley State	5-0	11/21/2000	11/17/2014	W • 89-68
Missouri	1-0	12/30/2007		W • 87-75
Montana State	1-0	12/09/2000		W • 81-63
Morehead State	2-0	12/08/1979	12/22/2016	W • 85-76
Murray State	1-0	12/01/2007		W • 78-61
Nebraska	1-0	03/18/2018		W • 66-59
New Orleans	5-0	11/29/1976	11/17/2019	W • 82-59
Nicholls State	5-0	01/30/1995	12/13/2010	W • 67-58
Norfolk State	1-0	11/11/2016		W • 78-74
North Alabama	3-0	12/11/1982	11/19/2008	W • 102-61
North Carolina • UNC	0-1	03/20/2010		L • 76-74
North Carolina A&T	1-0	12/12/2010		W • 74-58
North Carolina Central • NC Central	1-0	12/31/2015		W • 71-48
North Carolina Wilmington • UNCW	1-0	11/28/1995		W • 77-54
North Dakota State	1-0	11/30/2017		W • 83-59
North Florida • UNF	1-0	12/30/2017		W • 109-81
North Texas	1-0	11/27/2011		W • 82-59
Northwestern State	5-1	12/04/1982	11/28/2016	W • 65-59
Oklahoma • OU	1-0	12/06/1997		W • 67-65 • OT
Old Dominion • ODU	1-0	12/19/1996		W • 80-73
Oregon State	1-0	12/01/2016		W • 74-57
Prairie View A&M	1-0	11/08/2013		W • 71-56
Radford	1-0	12/18/2019		W • 77-68
Rice	1-0	11/28/1988		W • 63-61
Richmond	0-1	12/02/2000		L • 83-72
Rider	0-1	11/13/2009		L • 88-74
Sam Houston State	2-0	11/30/2008	11/08/2019	W • 67-58
Samford	2-0	12/29/1975	12/30/1991	W • 72-48
San Diego • USD	0-1	12/30/2008		L • 64-61
Santa Clara	1-0	12/03/2005		W • 82-69 • OT
South Alabama • USA	1-0	11/30/1978	11/12/2011	W • 80-65
South Carolina State	7-0	12/07/1999		W • 88-58
Southeast Missouri	1-0	12/08/1984		W • 63-56
Southeastern Louisiana	9-1	12/01/1988	11/19/2009	W • 82-67
Southern	0-1	11/16/2015		L • 76-72
Southern Miss • USM	6-0	12/02/1976	03/14/2001	W • 75-68
St. Bonaventure	1-0	12/05/2009		W • 105-53
Stephen F. Austin • SFA	1-0	11/22/2017		W • 80-75
Tennessee State	1-0	11/12/2010		W • 75-65
Tennessee Tech	3-0	11/26/1990	11/26/1997	W • 83-57
Texas	1-0	12/11/1976		W • 91-89 • OT
Texas A&M-Corpus Christi	1-0	12/02/2006		W • 96-72
Texas Christian • TCU	1-1	03/03/1990	12/05/2013	L • 71-61
Texas Southern	2-0	12/17/1996	12/02/2015	W • 86-73
Texas State		FIRST MEETING		
Texas-Rio Grande Valley • UTRGV	2-0	11/18/1997	11/24/2009	W • 75-50

**RECORDS - HUMPHREY COLISEUM OPPONENTS**

TEAM - NON-CONFERENCE	W-L	FIRST MEETING	LAST MEETING	LAST SCORE
Texas-San Antonio - UTSA	1-0	12/04/2012		W • 53-42
Troy	8-0	12/01/1976	12/10/2011	W • 106-68
Tulane	2-0	01/17/2001	12/19/2015	W • 69-59
Tulsa	0-1	03/21/2001		L • 77-75
UT Martin	8-1	12/17/1980	12/16/2017	W • 92-61
Utah State	2-0	12/31/2011	11/22/2014	W • 71-63
Virginia Tech	1-0	12/03/1980		W • 68-61
West Virginia	1-0	12/03/2011		W • 75-62
Western Carolina	1-0	11/14/2014		W • 66-56
Western Kentucky - WKU	2-0	12/04/1999	01/05/2009	W • 95-67
Wichita State	0-1	12/10/1986		L • 61-48
Winthrop	0-1	11/18/2006		L • 74-63
Wofford	1-0	12/19/2018		W • 98-87
Wright State	1-0	12/16/2009		W • 80-69
Xavier - Ohio	1-0	12/13/2003		W • 82-70

TOTALS 208-37

TEAM - NON-DIVISION I	W-L	FIRST MEETING	LAST MEETING	LAST SCORE
Auburn-Montgomery	2-0	12/02/1978	11/27/1981	W • 68-43
Birmingham-Southern College	4-0	12/07/1977	12/29/1992	W • 75-71
Biscayne College	1-0	11/26/1977		W • 95-78
Centenary College	5-0	11/29/1989	11/15/2008	W • 77-55
Christian Brothers	3-0	12/02/1986	12/07/1989	W • 86-51
Clayton State	1-0	11/24/2014		W • 59-46
Delta State	2-1	12/01/1984	12/13/1986	W • 68-56
Florida Tech	1-0	02/08/1994		W • 95-61
Illinois Wesleyan	1-0	11/29/1986		W • 83-78
Kentucky Wesleyan College	1-0	11/27/1976		W • 89-49
Loyola - New Orleans	1-0	12/14/1996		W • 98-32
Mansfield-Pennsylvania	1-0	12/10/1978		W • 74-54
Mississippi College	2-0	12/07/1985	12/06/1986	W • 86-68
Missouri Western State	1-0	01/27/1976		W • 87-71
North Georgia	1-0	12/09/2017		W • 95-62
Truman State	2-0	12/09/1976	12/17/1992	W • 75-48
Western New Mexico	1-0	12/05/1987		W • 86-56

TOTALS 30-1

SEASON	OVERALL ATTENDANCE	AVERAGE ATTENDANCE	SEC ATTENDANCE	AVERAGE ATTENDANCE	OVERALL RECORD	NON-CONFERENCE RECORD	SEC RECORD
1975-76	71,487	5,106	54,042	6,005	10-4	5-0	5-4
1976-77	76,234	5,082	53,270	5,919	11-4	6-0	5-4
1977-78	72,025	5,540	59,836	6,648	11-2	3-1	8-1
1978-79	99,906	7,136	72,073	8,008	11-3	4-1	7-2
1979-80	67,209	6,721	62,014	6,890	6-4	1-0	5-4
1980-81	48,214	4,018	39,426	4,381	6-6	3-0	3-6
1981-82	52,932	3,781	40,466	4,496	7-7	4-1	3-6
1982-83	68,416	5,263	57,169	6,352	11-2	4-0	7-2
1983-84	61,508	4,393	44,623	4,958	6-8	3-2	3-6
1984-85	89,370	6,384	64,639	7,182	11-3	4-1	7-2
1985-86	43,927	3,379	32,834	3,648	4-9	1-3	3-6
1986-87	40,715	2,908	31,284	3,476	7-7	4-1	3-6
1987-88	54,074	4,160	44,760	4,973	9-4	4-0	5-4
1988-89	74,344	5,719	60,406	6,712	9-4	4-0	5-4
1989-90	74,623	5,740	57,832	6,426	9-4	4-0	5-4
1990-91	102,072	7,852	81,047	9,005	12-1	4-0	8-1
1991-92	72,142	5,549	52,971	6,621	8-5	4-1	4-4
1992-93	61,172	4,706	45,257	5,657	10-3	5-0	5-3
1993-94	88,687	6,335	64,608	8,076	10-4	5-1	5-3
1994-95	80,681	6,723	64,804	8,101	11-1	4-0	7-1
1995-96	97,996	7,538	60,938	7,617	10-3	4-1	6-2
1996-97	74,275	5,305	50,327	6,291	10-4	5-1	5-3
1997-98	77,954	5,996	54,569	6,821	7-6	5-0	2-6
1998-99	70,257	5,018	53,647	6,706	12-2	6-0	6-2
1999-2000	61,764	4,412	47,980	5,998	10-4	6-0	4-4
2000-01	77,654	4,568	49,030	6,129	13-4	7-2	6-2
2001-02	79,642	5,689	63,238	7,905	13-1	6-0	7-1
2002-03	98,312	7,022	73,321	9,165	12-2	5-1	7-1
2003-04	111,940	7,996	81,672	10,209	12-2	6-0	6-2
2004-05	103,031	7,925	74,109	9,264	11-2	5-0	6-2
2005-06	144,246	9,015	75,745	9,468	11-5	6-2	5-3
2006-07	168,763	8,882	79,368	9,921	16-3	10-1	6-2
2007-08	139,305	9,287	77,485	9,686	12-3	5-2	7-1
2008-09	157,111	8,728	74,027	9,253	13-5	8-2	5-3
2009-10	116,919	6,878	70,809	8,851	13-4	7-2	6-2
2010-11	97,069	5,710	63,403	7,925	12-5	7-2	5-3
2011-12	152,363	8,019	73,157	9,145	15-4	9-2	6-2
2012-13	94,092	6,721	62,276	6,900	7-7	4-1	3-6
2013-14	123,743	6,875	66,331	7,370	11-7	8-1	3-6
2014-15	106,946	6,291	59,683	6,631	9-8	6-2	3-6
2015-16	99,338	6,623	66,303	7,034	10-5	5-1	5-4
2016-17	124,346	7,314	70,707	7,856	10-7	6-2	4-5
2017-18	146,271	6,965	68,151	7,572	19-2	12-0	7-2
2018-19	135,212	7,954	76,527	8,503	14-3	8-0	6-3
2019-20	106,711	6,669	63,563	7,063	14-2	6-1	8-1
45 SEASONS	4,164,998	6,310	2,739,727	7,135	475-185	238-38	237-147



**10,000+ CROWDS - HUMPHREY COLISEUM**

RK	ATT	OPPONENT	SCORE	DATE
1.	10,788	[2] Kentucky [SEC]	L • 81-75 • OT	02/16/2010
2.	10,735	Ole Miss [SEC]	W • 80-56	02/07/2004
3.	10,645	Ole Miss [SEC]	W • 61-59	02/23/2002
4.	10,541	[11] Florida [SEC]	L • 74-66	01/07/2003
5.	10,458	Auburn [SEC]	W • 105-91	03/02/2004
6.	10,437	Alabama [SEC]	L • 77-73	02/21/2004
7.	10,432	[21] Alabama [SEC]	L • 68-63	03/05/2005
	10,432	[5] Kentucky [SEC]	L • 67-66	01/13/2004
9.	10,429	Ole Miss [SEC]	W • 68-64 • OT	02/15/2003
10.	10,421	[17] Ole Miss [SEC]	W • 88-68	01/26/2008
	10,421	[1] Florida [SEC]	L • 70-67	01/24/2007
12.	10,412	Ole Miss [SEC]	L • 67-63	01/31/2009
13.	10,364	Ole Miss [SEC]	W • 70-60	02/09/2012
14.	10,355	South Carolina [SEC]	L • 66-63	01/27/2007
15.	10,316	Winthrop	L • 74-63	11/18/2006
16.	10,315	[2] Kentucky [SEC]	L • 74-56	01/09/1996
17.	10,053	Ole Miss [SEC]	W • 77-67	01/10/2007
18.	10,303	[18] LSU [SEC]	W • 76-73	03/02/1991
19.	10,299	Alabama [SEC]	W • 83-74	01/14/2009
20.	10,242	Ole Miss [SEC]	W • 71-68	02/26/2005
21.	10,232	Tennessee [SEC]	W • 82-60	01/28/2004
22.	10,226	Ole Miss [SEC]	W • 72-69	02/20/1999
23.	10,213	[1] Kentucky [SEC]	L • 73-64	02/21/2012
24.	10,202	Brigham Young • BYU	W • 103-81	12/29/2018
25.	10,194	[18] Alabama [SEC]	L • 68-67	01/27/1979
26.	10,188	Ole Miss [SEC]	W • 101-92 • OT	01/11/1979
27.	10,178	Ole Miss [SEC]	L • 67-61	01/22/1983
28.	10,153	Louisiana Tech	W • 75-45	11/10/2007
29.	10,150	[7] Tennessee [SEC]	L • 76-71	02/02/2008
	10,150	LSU [SEC]	L • 71-57	01/18/2006
31.	10,107	Ole Miss [SEC]	W • 61-44	01/19/1985
32.	10,105	Vanderbilt [SEC]	W • 85-62	01/12/1991
33.	10,096	Arkansas [SEC]	W • 80-74	02/16/2008
34.	10,063	[16] Auburn [SEC]	W • 92-84	01/26/2019
35.	10,054	LSU [SEC]	W • 84-58	02/25/2004
36.	10,046	LSU [SEC]	W • 67-64	01/25/2003
37.	10,021	Ole Miss [SEC]	L • 81-77	01/12/2019
	10,021	[16] Tennessee [SEC]	L • 75-59	03/06/2010
39.	10,006	Ole Miss [SEC]	W • 84-80 • OT	01/06/1991

10,000+ CROWDS - BY OPPONENT

RK	OPPONENT	TIMES	LAST
1	Ole Miss	14	01/12/2019
2	Alabama	4	01/14/2009
	Kentucky	4	02/21/2012
4	LSU	3	02/25/2004
	Tennessee	3	03/06/2010

10,000+ CROWDS - BY SEASON

RANK	SEASON	TOTAL GAMES	RECORD
1	2003-04	6	4-2
2	2007-08	4	3-1
	2006-07	4	1-3
4	2018-19	3	2-1
	2002-03	3	2-1

TEAM - TOTAL ATTENDANCE - ALL GAMES

RK	ATT	TEAM	GMS	AVG
1	168,763	2006-07	19	8,882
2	157,111	2008-09	18	8,728
3	152,363	2011-12	19	8,019
4	146,271	2017-18	21	6,965
5	144,246	2005-06	16	9,015
6	139,305	2007-08	15	9,287
7	135,212	2018-19	17	7,954
8	124,346	2016-17	17	7,314
9	123,743	2013-14	17	7,279
10	116,919	2009-10	17	6,878

TEAM - ATTENDANCE PER GAME AVERAGE - ALL GAMES

RK	AVG	TEAM	GMS	ATT
1	9,207	2007-08	15	139,305
2	9,015	2005-06	16	144,246
3	8,882	2006-07	19	168,763
4	8,728	2008-09	18	157,111
5	8,019	2011-12	19	152,363
6	7,996	2003-04	14	111,940
7	7,954	2018-19	17	135,212
8	7,925	2004-05	13	103,031
9	7,852	1990-91	13	102,072
10	7,538	1995-96	13	97,996

TEAM - TOTAL ATTENDANCE - SEC GAMES

RK	ATT	TEAM	GMS	AVG
1	81,672	2003-04	8	10,209
2	81,047	1990-91	9	9,005
3	79,368	2006-07	8	9,921
4	77,485	2007-08	8	9,686
5	76,527	2018-19	9	8,503
6	75,745	2005-06	8	9,468
7	74,109	2004-05	8	9,264
8	74,027	2008-09	8	9,253
9	73,321	2002-03	8	9,165
10	73,157	2011-12	8	9,145

TEAM - ATTENDANCE PER GAME AVERAGE - SEC GAMES

RK	AVG	TEAM	GMS	ATT
1	10,209	2003-04	8	81,672
2	9,921	2006-07	8	79,368
3	9,686	2007-08	8	77,485
4	9,468	2005-06	8	75,745
5	9,264	2004-05	8	74,109
6	9,253	2008-09	8	74,027
7	9,165	2002-03	8	73,321
8	9,145	2011-12	8	73,157
9	9,005	1990-91	9	81,047
10	8,851	2009-10	8	70,809

TEAM - TOTAL WINS - ALL GAMES

RK	W	TEAM	W-L	PCT
1	19	2017-18	19-2	90.5
2	16	2006-07	16-3	84.2
3	15	2011-12	15-4	78.9
4	14	2019-20	14-2	87.4
	14	2018-19	14-3	82.4
6	13	2009-10	13-4	76.5
	13	2008-09	13-5	72.2
	13	2001-02	13-1	92.9
	13	2000-01	13-4	76.5
10	12	2010-11	12-5	70.6
	12	2007-08	12-3	80.0
	12	2003-04	12-2	85.7
	12	2002-03	12-2	85.7
	12	1998-99	12-2	85.7
	12	1990-91	12-1	92.3

TEAM - WIN PERCENTAGE - ALL GAMES

RK	PCT	TEAM	W-L	GMS
1	92.9	2001-02	13-1	14
2	92.3	1990-91	12-1	13
3	91.7	1994-95	11-1	12
4	90.5	2017-18	19-2	21
5	87.5	2019-20	14-2	16
5	85.7	2003-04	12-2	14
	85.7	2002-03	12-2	14
	85.7	1998-99	12-2	14

TEAM - TOTAL WINS - SEC GAMES

RK	W	TEAM	W-L	PCT
1	8	2019-20	8-1	88.9
	8	1990-91	8-1	88.9
	8	1977-78	8-1	88.9
4	7	2017-18	7-2	77.8
	7	2007-08	7-1	87.5
	7	2002-03	7-1	87.5
	7	2001-02	7-1	87.5
	7	1994-95	7-1	87.5
	7	1984-85	7-2	77.8
	7	1982-83	7-2	77.8
	7	1978-79	7-2	77.8

TEAM - WIN PERCENTAGE - SEC GAMES

RK	PCT	TEAM	W-L	GMS
1	88.9	2019-20	8-1	9
	88.9	1990-91	8-1	9
	88.9	1977-78	8-1	9
3	87.5	2007-08	7-1	8
	87.5	2002-03	7-1	8
	87.5	2001-02	7-1	8
	87.5	1994-95	7-1	8

TEAM - TOTAL WINS - NON-CONFERENCE GAMES

RK	W	TEAM	W-L	PCT
1	12	2017-18	12-0	100.0
2	10	2006-07	10-1	90.9
3	9	2011-12	9-2	81.8
4	8	2018-19	8-0	100.0
	8	2013-14	8-1	88.9
	8	2008-09	8-2	80.0

TEAM - WIN PERCENTAGE - NON-CONFERENCE GAMES

RK	PCT	TEAM	W-L	W
1	100.0	2017-18	12-0	12
2	100.0	2018-19	8-0	8
3	100.0	2003-04	6-0	6
	100.0	2001-02	6-0	6
	100.0	1999-2000	6-0	6
	100.0	1998-99	6-0	6
	100.0	1976-77	6-0	6

TEAM - POINTS

RK	PTS	OPPONENT	DATE
1	123	Troy	12/05/1995
2	121	Southeastern Louisiana	11/25/1995
3	120	Alcorn State	12/18/1990
4	118	Troy	11/30/1993
5	113	Southeastern Louisiana	12/01/1988
	113	Chicago State	12/04/1975
7	112	Centenary College	11/29/1989
8	110	Tennessee Tech	01/05/1993
	110	Vanderbilt [SEC]	12/06/1979
10	109	Tennessee Tech	11/26/1990

TEAM - OPPONENT POINTS

RK	PTS	OPPONENT	DATE
1	106	Vanderbilt [SEC]	12/06/1979
2	102	Ole Miss [SEC]	01/24/1990
3	101	Massachusetts - UMass [NIT]	03/13/2012
4	97	LSU [SEC]	02/11/2009
5	92	[21] LSU [SEC]	02/06/2019
	92	Ole Miss [SEC]	01/11/1979
	92	[6] Kentucky [SEC]	01/31/1977
8	91	Auburn [SEC]	03/02/2004
	91	Tennessee [SEC]	01/16/2002

TEAM - MARGIN OF VICTORY - ALL GAMES

RK	PTS	OPPONENT	SCORE	DATE
1	66	Loyola - New Orleans	98-32	12/14/1996
2	55	Alcorn State	120-65	12/18/1990
3	52	St. Bonaventure	105-53	12/05/2009
	52	Southeastern Louisiana	113-61	12/01/1988
5	51	New Orleans - UNO	97-46	01/03/2013
6	50	Troy	123-73	12/05/1995
7	49	Truman State	107-58	12/09/1976
8	45	Tennessee Tech	110-65	01/05/1993
10	43	Southeastern Louisiana	121-78	11/25/1995
11	42	Alabama A&M	100-58	12/02/2002
	42	Alabama A&M	102-60	11/30/2000
	42	Ole Miss [SEC]	94-52	01/14/1995
14	41	North Alabama	102-61	11/19/2008
15	40	Louisiana Tech	78-38	12/07/2002
	40	Arkansas-Pine Bluff	107-67	11/23/1999
	40	Northwestern State	98-58	01/16/1995
	40	Kentucky Wesleyan College	89-49	11/27/1976

**TEAM - MARGIN OF VICTORY - SEC GAMES**

RK	PTS	OPPONENT	SCORE	DATE
1	42	Ole Miss [SEC]	94-52	01/14/1995
2	37	Auburn [SEC]	90-53	01/05/2005
	37	LSU [SEC]	85-48	02/11/1998
4	36	Auburn [SEC]	89-53	02/16/2002
	36	Ole Miss [SEC]	85-49	01/08/1977
6	32	Georgia [SEC]	91-59	01/18/2020
	32	Arkansas [SEC]	78-46	02/09/2016
8	30	Arkansas [SEC]	84-54	02/08/2003
9	29	Ole Miss [SEC]	84-55	02/18/2006
	29	Alabama [SEC]	79-50	02/03/1999
	29	Georgia [SEC]	98-69	02/19/1977

TEAM - MARGIN OF DEFEAT

RK	PTS	OPPONENT	SCORE	DATE
1	42	Missouri [SEC]	78-36	02/13/2013
2	41	Vanderbilt [SEC]	72-31	02/23/2013
	41	[8] Vanderbilt [SEC]	80-39	02/27/1993
4	35	[8] Florida [SEC]	82-47	01/26/2013
5	32	Alabama [SEC]	75-43	01/16/2013
6	28	Florida [SEC]	84-56	02/07/1987
7	24	Tennessee [SEC]	87-63	02/17/1998
	24	[10] Kentucky [SEC]	83-59	02/06/1988
9	23	[19] Tennessee [SEC]	88-65	01/25/2006
10	22	[16] Tennessee [SEC]	76-54	02/27/2018
	22	[5] Kentucky [SEC]	89-67	01/23/1980
12	21	[9] Alabama [SEC]	76-55	02/04/1987
13	20	Georgia [SEC]	75-55	02/12/2014

TEAM - COMBINED POINTS

RK	PTS	OPPONENT	SCORE	DATE
1	216	Vanderbilt [SEC]	110-106	12/06/1979
2	206	Ole Miss [SEC]	104-102	01/24/1990
3	201	Troy	118-83	11/30/1993
4	199	Southeastern Louisiana	121-78	11/25/1995
5	197	Massachusetts • UMass [NIT]	96-101	03/13/2012
6	196	Auburn [SEC]	105-91	03/02/2004
	196	Troy	123-73	12/05/1975
8	194	Eastern Washington	106-88	11/13/2015
	194	Chicago State	113-81	12/04/1975
10	193	Ole Miss [SEC]	101-92	01/11/1979

TEAM - POINTS

MSU • 123 • Troy • 12/05/1995
OPP • 106 • Vanderbilt [SEC] • 12/06/1979

TEAM - FEWEST POINTS

MSU • 20 • Georgia [SEC] • 01/13/1982
OPP • 26 • Georgia [SEC] • 01/13/1982

TEAM - REBOUNDS

MSU • 75 • Mississippi Valley State • 11/21/2000
OPP • 56 • Massachusetts • UMass [NIT] • 03/13/2012

TEAM - FIELD GOALS MADE

MSU • 48 • Chicago State • 12/04/1975
OPP • 43 • Vanderbilt [SEC] • 12/06/1979

TEAM - FIELD GOALS ATTEMPTED

MSU • 87 • Texas • 12/11/1976
MSU • 87 • Kentucky Wesleyan College • 11/27/1976
OPP • 93 • Troy • 11/30/1993

TEAM - FIELD GOAL PERCENTAGE - MIN: 25 FGM

MSU • 70.7 • 29-41 • Birmingham-Southern College • 12/01/1981
OPP • 69.2 • 27-39 • [9] Kentucky [SEC] • 02/25/1981

TEAM - 3-POINT FIELD GOALS MADE

MSU • 16 • Texas A&M [SEC] • 03/09/2019
MSU • 16 • Troy • 12/10/2011
MSU • 16 • St. Bonaventure • 12/05/2009
MSU • 16 • Arkansas [SEC] • 02/07/2009
OPP • 17 • Troy • 12/10/2005

TEAM - 3-POINT FIELD GOALS ATTEMPTED

MSU • 35 • [2] Kentucky [SEC] • 02/06/2010
MSU • 35 • Nicholls State • 11/21/2004
OPP • 45 • Troy • 12/10/2005

TEAM - 3-POINT FIELD GOAL PERCENTAGE - MIN: 10 FGM

MSU • 65.0 • 13-20 • South Carolina • 03/03/2001
OPP • 72.7 • 8-11 • Auburn [SEC] • 02/19/1994

TEAM - FREE THROWS MADE

MSU • 41 • LSU [SEC] • 02/11/2009
OPP • 34 • Ole Miss • 02/21/2017

TEAM - FREE THROWS ATTEMPTED

MSU • 56 • Southeastern Louisiana • 12/01/1988
OPP • 44 • Ole Miss • 02/21/2017

TEAM - FREE THROW PERCENTAGE - MIN: 14 ATT

MSU • 100.0 • 14-14 • Alabama [SEC] • 02/02/1985
OPP • 100.0 • 19-19 • [3] Kentucky [SEC] • 01/10/1983

TEAM - ASSISTS

MSU • 34 • Chicago State • 12/04/1975
OPP • 33 • [5] Kentucky [SEC] • 01/23/1980

TEAM - BLOCKS

MSU • 16 • Georgia [SEC] • 01/12/2008
OPP • 11 • Mississippi Valley State • 11/21/2000


TEAM - STEALS

MSU • 27 • Samford • 12/29/1975
MSU • 27 • Louisiana-Lafayette • ULL • 12/06/1975
OPP • 23 • [4] Alabama [SEC] • 01/15/1977
OPP • 23 • LSU [SEC] • 01/19/1976

TEAM - TURNOVERS

MSU • 31 • Auburn [SEC] • 02/19/1979
OPP • 37 • Southern Miss • USM • 12/02/1976

INDIVIDUAL • POINTS**MSU** • 40 • Rickey Brown • Auburn [SEC] • 03/07/1977**OPP** • 42 • John Stroud • Ole Miss [SEC] • 01/11/1979**INDIVIDUAL • REBOUNDS****MSU** • 24 • Wiley Peck • [18] Alabama [SEC] • 01/27/1979**OPP** • 25 • Calvin Natt • Louisiana-Monroe • ULM • 12/05/1977**INDIVIDUAL • FIELD GOALS MADE****MSU** • 18 • Rickey Brown • Auburn [SEC] • 03/07/1977**OPP** • 16 • John Stroud • Ole Miss [SEC] • 01/11/1979**INDIVIDUAL • FIELD GOALS ATTEMPTED****MSU** • 31 • Rickey Brown • Georgia [SEC] • 02/19/1977**OPP** • 31 • Donald Sims • Appalachian State • 11/19/2010**INDIVIDUAL • FIELD GOAL PERCENTAGE • MIN: 10 FGM****MSU** • 90.9 • 10-11 • Trey Moore • Loyola • New Orleans • 12/14/1996**MSU** • 90.9 • 10-11 • Ervin Dillon • Delta State • 12/01/1984**OPP** • 91.7 • 11-12 • Jack Givens • [6] Kentucky [SEC] • 01/31/1977**INDIVIDUAL • 3-POINT FIELD GOALS MADE****MSU** • 8 • Lamar Peters • McNeese State • 12/04/2018**MSU** • 8 • Winsome Frazier • Kansas City • UMKC • 11/23/2004**MSU** • 8 • Marckell Patterson • [8] Florida [SEC] • 01/10/2001**MSU** • 8 • Darryl Wilson • [21] Alabama [SEC] • 03/04/1995**OPP** • 9 • Isaiah Swann • Florida State • FSU [NIT] • 03/20/2007**OPP** • 9 • Brad Boyd • Louisiana-Lafayette • ULL • 11/23/2002**INDIVIDUAL • 3-POINT FIELD GOALS ATTEMPTED****MSU** • 17 • Darryl Wilson • [21] Alabama [SEC] • 03/04/1995**OPP** • 20 • Donald Sims • Appalachian State • 11/19/2010**INDIVIDUAL • 3-POINT FIELD GOAL PERCENTAGE • MIN: 5 FGM****MSU** • 85.7 • 6-7 • Ravern Johnson • Western Kentucky • 01/05/2009**OPP** • 100.0 • 7-7 • J.J. Frazier • Georgia [SEC] • 01/24/2015**INDIVIDUAL • FREE THROWS MADE****MSU** • 15 • Craig Sword • Ole Miss [SEC] • 01/14/2014**OPP** • 18 • Kenny Higgs • LSU [SEC] • 01/02/1978**INDIVIDUAL • FREE THROWS ATTEMPTED****MSU** • 19 • Carl Nicholls • Southeastern Louisiana • 12/01/1988**OPP** • 23 • Calvin Natt • Louisiana-Monroe • ULM • 12/05/1977**INDIVIDUAL • FREE THROW PERCENTAGE • MIN: 10 FTM****MSU** • 100.0 • 11-11 • Quindary Weatherspoon • [16] Auburn • 01/26/2019**MSU** • 100.0 • 11-11 • Lamar Peters • Texas A&M • 01/14/2017**MSU** • 100.0 • 11-11 • Lawrence Roberts • Florida A&M • FAMU • 12/20/2004**MSU** • 100.0 • 11-11 • Tony Watts • Jacksonville • 12/14/1991**OPP** • 100.0 • 12-12 • Phil Cox • Vanderbilt [SEC] • 01/02/1982**INDIVIDUAL • ASSISTS****MSU** • 15 • Al Perry • Vanderbilt [SEC] • 01/29/1977**OPP** • 17 • Kenny Higgs • LSU [SEC] • 01/19/1976**INDIVIDUAL • BLOCKS****MSU** • 10 • Jarvis Varnado • Arkansas [SEC] • 01/14/2010**MSU** • 10 • Jarvis Varnado • Kentucky [SEC] • 01/15/2008**MSU** • 10 • Jarvis Varnado • Georgia [SEC] • 01/12/2008**MSU** • 10 • Jarvis Varnado • Miami • Florida • 12/13/2007**OPP** • 7 • Nick Davis • [15] Arkansas [SEC] • 01/31/1998**INDIVIDUAL • STEALS****MSU** • 8 • Gary Hooker • Samford • 12/29/1975**MSU** • 8 • Gary Hooker • Louisiana-Lafayette • ULL • 12/06/1975**OPP** • 6 • Saben Lee • Vanderbilt [SEC] • 02/08/2020**OPP** • 6 • Kourtney Roberson • Texas A&M [SEC] • 01/30/2013**OPP** • 6 • Alex Abreu • Akron • 11/09/2011**OPP** • 6 • Trumaine Johnson • San Diego • USD • 12/30/2008**OPP** • 6 • Tyronn Mitchell • Northwestern State • 11/26/2005**OPP** • 6 • Desmond Cambridge • Alabama A&M • 11/28/2001**OPP** • 6 • T.J. Pugh • [18] LSU [SEC] • 03/02/1991**OPP** • 6 • Darryl Joe • LSU [SEC] • 01/25/1987**OPP** • 6 • Eric Laird • Ole Miss [SEC] • 01/19/1985**INDIVIDUAL • TURNOVERS****MSU** • 10 • Charles Rhodes • Nicholls State • 11/11/2006**MSU** • 10 • Al Perry • Louisiana-Lafayette • ULL • 12/06/1975**OPP** • 10 • John Best • Tennessee Tech • 01/05/1993



JEFF MALONE
1980-81-82-83
G • 6-4 • 205
MACON, GEORGIA

One of the more electrifying players ever to don the Maroon & White, Jeff Malone left Mississippi State as the school's all-time leading scorer with 2,142 points, a stat that ranks eighth all-time in SEC history.

And that was before the inception of the 3-point line in college basketball.

But his scoring ability wasn't limited to just MSU. It was a trend he continued in the NBA, where the two-time All-Star totaled 17,231 points in a 13-year career.


He finished his NBA days ranking in the Top 10 of two team's all-time scoring list — 2nd in the history of the Washington Bullets and 9th in the history of the Utah Jazz.

“To me, Jeff was probably as good as a pure shooter as Mississippi State has ever had. If the 3-point line existed when he played, there’s no telling how many points he would have averaged. He made a lot of shots from 22 feet out. That’s where he made his money. He was a great college player.”


• *Jim Ellis, Former MSU Radio Commentator*

2,142 POINTS

- Voted into MSU Sports Hall of Fame In 2011.
- Inducted into Mississippi State Sports Hall of Fame in 2012.
- MSU's all-time scoring leader with 2,142 career points.
- Three-time All-SEC guard (1981-83) as a four-year starter.
- Nation's No. 2 scorer (26.8 ppg) as a senior and paced MSU in scoring as a sophomore (20.1 ppg) and junior (18.6).
- Chosen UPI's 1982-83 SEC Player of the Year in addition to being named first-team All-American by The Sporting News.
- Ranks third on school's career scoring average chart (19.5 ppg) behind Bailey Howell and Jim Ashmore.
- MSU's all-time leader in field goals made (906) and field goals attempted (1,768) and in minutes played (3,851).
- Led MSU in free throw percentage during all four seasons, ranking sixth (80.9%) on the school's all-time accuracy list.
- Served as team captain during junior and senior seasons.
- Selected as the 10th pick overall by the Washington Bullets in the 1983 NBA Draft.
- Enjoyed a successful 13-year NBA career, seeing action with the Bullets (1984-90), Utah Jazz (1991-93), Philadelphia 76ers (1994-95), and Miami Heat (1996).
- Two-time NBA All-Star (1986 & '87).
- Has served as a head coach in the NBDL.



SEASON	GP-GS	FGM-FGA	PCT	3FGM-FGA	PCT	FTM-FTA	PCT	REB-RPG	ASST	STL	BLK	PTS-PPG
1979-80	27	139-303	45.9	—	—	42-51	82.4	90-3.3	39	12	2	320-11.9
1980-81	27	219-447	49.0	—	—	105-128	82.0	113-4.2	43	19	1	543-20.1
1981-82	27	225-410	54.9	—	—	52-70	74.3	111-4.1	20	30	1	502-18.6
1982-83	29	323-608	53.1	—	—	131-159	82.4	106-3.7	66	26	2	777-26.8
TOTALS	110	906-1768	51.2	—	—	330-408	80.9	420-3.8	168	87	6	2142-19.5



BAILEY HOWELL
1957-58-59
C • 6-7 • 205
MIDDLETON, TENNESSEE

Bailey Howell is not only one of the greatest players to ever play at Mississippi State, he's one of the best players the Southeastern Conference has ever produced.

The Tennessee native, who now calls Starkville home, dominated the league on both ends of the court from 1957-59, scoring 2,030 points and grabbing what still remains a school record 1,277 rebounds.

After MSU, he went on to be a six-time NBA All-Star in his 12 years and was a member of two World Championships with the Boston Celtics.

The pinnacle of his career, however, came in 1997 when he was elected into the National Basketball Hall of Fame.

“Bailey was as superb of a player as I’ve ever seen at Mississippi State. He was really the glue that held his team together. Everything offensively centered around him. Defensively too, because his rebounding was so invaluable. But what’s really impressive is that for the last half century, he’s doing everything he can to help promote Mississippi State.”

- Jack Cristil, Former *“Voice”* of the Dawgs

2,030 POINTS

- MSU's second all-time scoring leader with 2,030 career points who owns the school record 27.1 scoring average.
- Elected into the National Basketball Hall of Fame in 1997.
- MSU's first consensus first-team All-American (1958-59).
- Earned consensus second-team All-America honors during junior season (1957-58).
- Selected first-team All-SEC each of his three varsity seasons (1957-59), ranking among the nation's Top 10 statistical leaders in both scoring and rebounding during all three years.
- Ranked fourth nationally in scoring during junior (27.8 ppg) and senior (27.5) years, while standing second amongst the NCAA rebounding leaders as a senior.
- Led NCAA in field goal percentage (56.8%) as a sophomore.
- Holds all MSU rebounding standards in career rebounds (1,277) and highest career rebounding average (17.0 rpg).
- Owns Bulldogs' single-game scoring (47) and rebounding (34) marks.
- Served as team co-captain as a junior and tri-captain as a senior.
- Member of the MSU and Mississippi Sports Halls of Fame.
- Second pick overall in the 1959 NBA Draft by the Detroit Pistons.
- Veteran of 12 NBA seasons who was six-time NBA All-Star and member of two NBA World Championship teams with the Celtics.



In January of 2009, MSU retired Bailey Howell's No. 52 jersey.

SEASON	GP-GS	FGM-FGA	PCT	3FGM-FGA	PCT	FTM-FTA	PCT	REB-RPG	ASST	STL	BLK	PTS-PPG
1956-57	25	217-382	56.8	—	—	213-285	74.7	492-19.7	—	—	—	647-25.9
1957-58	25	226-439	51.5	—	—	243-315	77.1	406-16.2	—	—	—	695-27.8
1958-59	25	231-464	49.8	—	—	226-292	77.4	379-15.2	—	—	—	688-27.5
TOTALS	75	674-1285	52.5	—	—	682-892	76.5	1277-17.0	—	—	—	2030-27.1



QUINDARY WEATHERSPOON
2016-17-18-19
G • 6-4 • 205
CANTON, MISSISSIPPI

At the forefront of Mississippi State's resurgence under Ben Howland was one of the program's most versatile and clutch players, Quindary Weatherspoon. Only he and Ray White have amassed over 1,500 points, 500 rebounds, 300 assists and 200 career steals.

Weatherspoon, a three-time All-SEC selection and two-time Bailey Howell Trophy recipient, led the Bulldogs to the 2019 NCAA Tournament and was a top 10 finalist for the Jerry West Award given by the Naismith Basketball Hall of Fame.

Weatherspoon was selected in the second round of the 2019 NBA Draft by the San Antonio Spurs. He averaged 14.8 points, 5.2 assists, 3.8 rebounds and 1.1 steals per game in 2019-20 over 38 games with the Austin Spurs, the organization's NBA G-League affiliate.


Weatherspoon saw extended action and scored his first career points as part of the NBA's restart during the summer of 2020.

"Quindary is one of the greatest players in Mississippi State history. He was a playmaker who could score on all three levels and was an excellent driver that could create his own shot. His ability to knock down shots in late-game pressure situations was special. Quindary was very coachable and a great team leader. His work ethic truly represents what Mississippi State basketball is all about."

• Richard Williams - *MSU Radio Analyst & Former MSU Head Coach*

2,012 POINTS

- Played in 131 career games with 117 starts, closed his career with 96 consecutive starts.
- Led MSU to a 2019 NCAA Tournament and 2018 NIT Final Four appearances.
- One of three players in MSU history to amass over 2,000 career points, climbed 15 spots from 18th place to 3rd place during his senior season.
- Secured double figures in 105 career games highlighted by 32 games of 20-plus points.
- One of five players in MSU history to average double figures in all four seasons.
- One of seven players to lead MSU in scoring during three consecutive seasons.
- One of 13 players in MSU history to earn three All-SEC selections during their career.
- Only player to rank inside MSU's top 10 in field goals made (706 • T-3rd), free throws made (413 • 5th) and three-pointers made (8th) following 2019-20 season.
- His 629 points in 2018-19 were sixth on the single-season list and the most for a MSU player since Jeff Malone scored a program record 777 points during the 1982-83 season.
- Connected on career-bests 50.8 percent from the field, 39.6 percent from three-point territory and 80.9 percent from the foul line as a senior.
- A two-time winner of the Bailey Howell Trophy (2018 • 2019) awarded to the best male collegiate basketball player in the state of Mississippi. He and Jarvis Varnado (2009 • 2010) are the only MSU players to win the award in back-to-back seasons.
- Knocked down six career game-winning shots.
- Selected as the 49th pick overall in the 2nd round by the San Antonio Spurs during the 2019 NBA Draft.
- Scored his first career points as part of the NBA's restart in the summer of 2020.



SEASON	GP-GS	FGM-FGA	PCT	3FGM-FGA	PCT	FTM-FTA	PCT	REB-RPG	ASST	STL	BLK	PTS-PPG
2015-16	31-17	133-297	44.8	43-109	39.4	62-77	80.5	146-4.7	43	42	16	371-12.0
2016-17	29-29	173-369	46.9	47-126	37.3	85-111	76.6	148-5.1	53	50	8	478-16.5
2017-18	37-37	187-386	48.4	42-134	31.3	118-153	77.1	222-6.0	123	52	12	534-14.4
2018-19	34-34	213-419	50.8	55-139	39.6	148-183	80.9	159-4.7	96	57	10	629-18.5
TOTALS	131-117	706-1471	48.0	187-508	36.8	265-341	77.7	516-5.3	315	201	46	2012-15.4

4 • JIM ASHMORE • 1,918 POINTS • 1954-55-56-57 • GUARD • FOREST, MISSISSIPPI

SEASON	GP-GS	FGM-FGA	PCT	3FGM-FGA	PCT	FTM-FTA	PCT	REB-RPG	ASST	STL	BLK	PTS-PPG
1953-54	21	57-158	36.1	—	—	47-67	70.1	57-2.7	—	—	—	161-7.7
1954-55	23	193-465	41.5	—	—	127-165	77.0	102-4.4	—	—	—	513-22.3
1955-56	24	186-455	40.9	—	—	164-214	76.6	129-5.4	—	—	—	536-22.3
1956-57	25	270-616	43.8	—	—	168-237	70.9	82-3.3	—	—	—	708-28.3
TOTALS	93	706-1694	41.7	—	—	506-683	74.1	370-4.0	—	—	—	1918-20.6

5 • RICKEY BROWN • 1,838 POINTS • 1977-78-79-80 • FORWARD/CENTER • CANTON, MISSISSIPPI

SEASON	GP-GS	FGM-FGA	PCT	3FGM-FGA	PCT	FTM-FTA	PCT	REB-RPG	ASST	STL	BLK	PTS-PPG
1976-77	27	225-443	50.8	—	—	70-97	72.2	292-10.8	13	22	58	520-19.3
1977-78	26	140-340	41.2	—	—	69-100	69.0	179-6.9	35	19	35	349-13.4
1978-79	27	178-370	48.1	—	—	60-88	68.2	232-8.6	21	20	32	416-15.4
1979-80	27	231-471	49.0	—	—	91-136	66.9	389-14.4	32	13	38	553-20.5
TOTALS	107	774-1624	47.7	—	—	290-421	68.9	1092-10.2	101	74	163	1838-17.2

6 • RAY WHITE • 1,652 POINTS • 1976-77-78-79 • GUARD • GULFPORT, MISSISSIPPI

SEASON	GP-GS	FGM-FGA	PCT	3FGM-FGA	PCT	FTM-FTA	PCT	REB-RPG	ASST	STL	BLK	PTS-PPG
1975-76	26	206-407	50.6	—	—	63-97	64.9	142-5.5	69	60	15	475-18.3
1976-77	25	168-378	44.4	—	—	70-103	68.0	136-5.4	76	39	8	406-16.2
1977-78	26	151-318	47.5	—	—	76-106	71.7	120-4.6	91	61	11	378-14.5
1978-79	23	159-311	51.1	—	—	75-100	75.0	145-6.3	78	57	10	393-17.1
TOTALS	100	684-1414	48.4	—	—	284-406	70.0	543-5.4	314	217	44	1652-16.5

7 • DEE BOST • 1,640 POINTS • 2009-10-11-12 • GUARD • CONCORD, NORTH CAROLINA

SEASON	GP-GS	FGM-FGA	PCT	3FGM-FGA	PCT	FTM-FTA	PCT	REB-RPG	ASST	STL	BLK	PTS-PPG
2008-09	36-36	108-307	35.2	54-161	33.5	122-170	71.8	129-3.6	156	52	1	392-10.9
2009-10	36-36	147-367	40.1	70-199	35.2	104-144	72.2	158-4.4	188	47	7	468-13.0
2010-11	17-17	84-216	38.9	38-113	33.6	54-77	70.1	60-3.5	106	28	5	260-15.3
2011-12	33-33	159-406	39.2	75-217	34.6	127-166	76.5	110-3.3	183	66	7	520-15.8
TOTALS	122-122	498-1296	38.4	237-690	34.3	407-557	73.1	457-3.7	633	193	20	1640-13.4

8 • DARRYL WILSON • 1,619 POINTS • 1994-95-96 • GUARD • KENNEDY, ALABAMA

SEASON	GP-GS	FGM-FGA	PCT	3FGM-FGA	PCT	FTM-FTA	PCT	REB-RPG	ASST	STL	BLK	PTS-PPG
1993-94	29-11	133-314	42.4	67-181	37.0	138-171	80.7	98-3.4	73	45	2	471-16.2
1994-95	30-30	150-357	42.0	94-227	41.4	141-169	83.4	140-4.7	76	45	3	535-17.8
1995-96	34-34	178-399	44.6	97-237	40.9	160-201	79.6	142-4.2	95	50	6	613-18.0
TOTALS	93-75	461-1070	43.1	258-645	40.0	439-541	81.1	380-4.1	245	140	11	1619-17.4

9 • BARRY STEWART • 1,602 POINTS • 2007-08-09-10 • GUARD • SHELBYVILLE, TENNESSEE

SEASON	GP-GS	FGM-FGA	PCT	3FGM-FGA	PCT	FTM-FTA	PCT	REB-RPG	ASST	STL	BLK	PTS-PPG
2006-07	35-0	96-240	40.0	68-174	39.1	82-107	76.6	111-3.2	43	32	5	342-9.8
2007-08	34-34	129-337	38.3	62-186	33.3	71-102	69.6	157-4.6	88	44	4	391-11.5
2008-09	36-36	126-343	36.7	72-197	36.5	121-156	77.6	135-3.8	66	46	10	445-12.4
2009-10	36-36	138-369	37.4	78-222	35.1	70-98	71.4	129-3.6	96	40	8	424-11.8
TOTALS	141-106	489-1289	37.9	280-779	35.9	344-463	74.3	532-3.8	293	162	27	1602-11.4

10 • JAMONT GORDON • 1,558 POINTS • 2006-07-08 • GUARD • NASHVILLE, TENNESSEE

SEASON	GP-GS	FGM-FGA	PCT	3FGM-FGA	PCT	FTM-FTA	PCT	REB-RPG	ASST	STL	BLK	PTS-PPG
2005-06	30-30	139-341	40.8	27-104	26.0	108-167	64.7	203-6.8	129	34	16	413-13.8
2006-07	35-35	181-432	41.9	42-121	34.7	157-222	70.7	250-7.1	187	46	20	561-16.0
2007-08	34-34	193-465	41.5	60-188	31.9	138-199	69.3	224-6.6	168	38	21	584-17.2
TOTALS	99-99	513-1238	41.4	129-143	31.2	403-588	68.5	677-6.8	484	118	57	1558-15.7

11 • JERRY JENKINS • 1,503 POINTS • 1973-74-75 • GUARD/FORWARD • GULFPORT, MISSISSIPPI

SEASON	GP-GS	FGM-FGA	PCT	3FGM-FGA	PCT	FTM-FTA	PCT	REB-RPG	ASST	STL	BLK	PTS-PPG
1972-73	26	177-418	42.3	—	—	103-133	77.4	185-7.1	34	—	—	457-17.6
1973-74	26	199-418	47.6	—	—	73-89	82.0	178-6.8	26	—	—	471-18.1
1974-75	26	227-469	48.4	—	—	121-146	82.9	180-6.9	68	—	—	575-22.1
TOTALS	78	603-1305	46.2	—	—	297-368	80.7	543-7.0	128	—	—	1503-19.3

**12 • CRAIG SWORD • 1,492 POINTS • 2013-14-15-16 • GUARD • MONTGOMERY, ALABAMA**

SEASON	GP-GS	FGM-FGA	PCT	3FGM-FGA	PCT	FTM-FTA	PCT	REB-RPG	ASST	STL	BLK	PTS-PPG
2012-13	32-30	120-296	40.5	13-67	19.4	82-148	55.4	92-2.9	75	55	14	335-10.5
2013-14	32-32	157-324	48.5	12-44	27.3	111-179	62.0	120-3.8	88	60	15	437-13.7
2014-15	28-22	97-215	45.1	27-75	36.0	96-137	70.1	79-2.8	48	29	11	317-11.3
2015-16	31-31	143-317	45.1	23-99	23.2	94-139	67.6	121-3.9	94	41	29	403-13.0
TOTALS	123-115	517-1152	44.9	75-285	26.3	383-603	63.5	412-3.3	305	185	69	1492-12.1

13 • TONY WATTS • 1,491 POINTS • 1989-90-91-92 • GUARD • ROLLING FORK, MISSISSIPPI

SEASON	GP-GS	FGM-FGA	PCT	3FGM-FGA	PCT	FTM-FTA	PCT	REB-RPG	ASST	STL	BLK	PTS-PPG
1988-89	27-14	107-222	48.2	30-77	39.0	23-29	79.3	39-1.4	50	20	5	267-9.9
1989-90	30-26	125-327	38.2	44-145	30.3	58-76	76.3	67-2.2	58	49	13	352-11.7
1990-91	28-13	130-255	51.0	31-85	36.5	44-54	81.5	69-2.5	56	47	16	335-12.0
1991-92	28-28	199-413	48.2	61-142	43.0	78-92	84.8	88-3.1	44	38	18	537-19.2
TOTALS	113-81	561-1217	46.1	166-449	37.0	203-251	80.9	263-2.3	208	154	52	1491-13.2

14 • RAVEN JOHNSON • 1,460 POINTS • 2008-09-10-11 • GUARD • LYON, MISSISSIPPI

SEASON	GP-GS	FGM-FGA	PCT	3FGM-FGA	PCT	FTM-FTA	PCT	REB-RPG	ASST	STL	BLK	PTS-PPG
2007-08	29-0	31-65	47.7	7-24	29.2	4-10	40.0	30-1.0	10	3	4	73-2.5
2008-09	36-36	156-362	43.1	83-210	39.5	39-46	84.8	110-3.1	40	14	18	434-12.1
2009-10	35-33	173-362	47.8	87-214	40.7	28-43	65.1	120-4.4	23	14	16	461-13.2
2010-11	28-24	162-377	43.0	83-206	40.3	85-109	78.0	100-3.6	21	12	15	492-17.6
TOTALS	128-93	522-1133	44.8	260-654	39.8	156-208	75.0	360-2.8	94	43	53	1460-11.4

14 • CAMERON BURNS • 1,460 POINTS • 1988-90-91 • FORWARD • FLORA, MISSISSIPPI

SEASON	GP-GS	FGM-FGA	PCT	3FGM-FGA	PCT	FTM-FTA	PCT	REB-RPG	ASST	STL	BLK	PTS-PPG
1988-89	28-28	167-249	67.1	—	—	90-145	62.1	176-6.3	37	15	13	424-15.1
1989-90	30-30	207-347	59.7	—	—	133-205	64.9	219-7.3	26	18	18	547-18.2
1990-91	29-29	189-363	52.1	0-1	.000	111-184	60.3	176-6.1	57	18	7	489-16.9
TOTALS	87-87	563-959	58.7	0-1	.000	334-534	62.6	571-6.6	120	51	38	1460-16.8

16 • CHARLES RHODES • 1,451 POINTS • 2005-06-07-08 • FORWARD • JACKSON, MISSISSIPPI

SEASON	GP-GS	FGM-FGA	PCT	3FGM-FGA	PCT	FTM-FTA	PCT	REB-RPG	ASST	STL	BLK	PTS-PPG
2004-05	16-0	19-32	59.4	0-5	0.0	9-12	75.0	30-1.9	2	1	5	47-2.9
2005-06	29-25	154-273	56.4	1-2	50.0	92-130	70.8	207-7.1	10	21	32	401-13.8
2006-07	34-25	180-325	55.4	6-19	31.6	99-141	70.2	212-6.2	27	17	64	465-13.7
2007-08	31-29	214-381	56.2	3-6	50.0	107-159	67.3	242-7.8	29	16	42	538-17.4
TOTALS	110-79	567-1011	56.1	10-32	31.3	307-442	69.5	691-6.3	68	55	143	1451-13.2

17 • JARVIS VARNADO • 1,403 POINTS • 2007-08-09-10 • FORWARD • BROWNSVILLE, TENNESSEE

SEASON	GP-GS	FGM-FGA	PCT	3FGM-FGA	PCT	FTM-FTA	PCT	REB-RPG	ASST	STL	BLK	PTS-PPG
2006-07	35-13	75-116	64.7	0-1	0.0	24-45	53.3	146-4.2	11	12	67	174-5.0
2007-08	34-34	109-170	64.1	1-2	50.0	50-100	50.0	264-7.8	18	18	157	269-7.9
2008-09	36-36	180-328	54.9	0-1	0.0	104-159	65.4	317-8.8	28	22	170	464-12.9
2009-10	36-36	184-316	58.2	0-0	0.0	128-210	61.0	369-10.3	32	24	170	496-13.8
TOTALS	141-119	548-930	58.9	1-4	25.0	306-514	59.5	1096-7.8	89	76	564	1403-10.0

18 • GAVIN WARE • 1,362 POINTS • 2013-14-15-16 • F • STARKVILLE, MISSISSIPPI

SEASON	GP-GS	FGM-FGA	PCT	3FGM-FGA	PCT	FTM-FTA	PCT	REB-RPG	ASST	STL	BLK	PTS-PPG
2012-13	32-27	110-203	54.2	0-0	0.0	50-89	56.2	206-6.4	9	15	24	270-8.4
2013-14	33-33	129-222	58.1	0-0	0.0	72-111	64.9	236-7.2	7	28	12	330-10.0
2014-15	30-25	110-220	50.0	0-0	0.0	81-109	74.3	212-7.1	9	11	32	301-10.0
2015-16	30-27	183-298	61.4	0-1	0.0	95-126	75.4	234-7.8	27	28	32	461-15.4
TOTALS	125-112	532-943	56.4	0-1	0.0	298-435	68.5	888-7.1	52	82	100	1362-10.9

19 • TYSON CARTER • 1,352 POINTS • 2017-18-19-20 • GUARD • STARKVILLE, MISSISSIPPI

SEASON	GP-GS	FGM-FGA	PCT	3FGM-FGA	PCT	FTM-FTA	PCT	REB-RPG	ASST	STL	BLK	PTS-PPG
2016-17	32-12	84-211	39.8	44-122	36.1	27-33	81.8	55-1.7	22	23	4	239-7.5
2017-18	37-17	113-273	41.4	58-170	34.1	46-55	83.6	68-1.8	46	28	1	330-8.9
2018-19	34-11	130-291	44.7	60-164	36.6	32-40	80.0	67-2.0	52	40	1	352-10.4
2019-20	31-16	138-341	40.5	54-168	32.1	101-116	87.1	80-2.6	96	34	4	431-13.9
TOTALS	134-56	465-1116	41.7	216-624	34.6	206-244	84.4	270-2.0	216	125	10	1352-10.1

20 • TANG HAMILTON • 1,307 POINTS • 1998-99-2000-01 • FORWARD • JACKSON, MISSISSIPPI

SEASON	GP-GS	FGM-FGA	PCT	3FGM-FGA	PCT	FTM-FTA	PCT	REB-RPG	ASST	STL	BLK	PTS-PPG
1997-98	29-0	46-110	41.8	17-58	29.3	17-27	63.0	91-3.1	11	11	7	126-4.3
1998-99	33-32	138-288	47.9	40-122	32.8	57-82	69.5	187-5.7	19	29	15	373-11.3
1999-2000	30-30	161-342	47.1	43-140	30.7	67-96	69.8	187-6.2	25	29	21	432-14.4
2000-01	31-31	144-289	49.8	32-88	36.4	56-81	69.1	212-6.8	39	22	7	376-12.1
TOTALS	123-93	489-1029	47.5	132-408	32.4	197-286	68.9	677-5.5	94	91	50	1307-10.6

21 • RICH KNARR • 1,305 POINTS • 1973-74-75-76 • GUARD • COLLINSVILLE, ILLINOIS

SEASON	GP-GS	FGM-FGA	PCT	3FGM-FGA	PCT	FTM-FTA	PCT	REB-RPG	ASST	STL	BLK	PTS-PPG
1972-73	26	185-426	43.4	—	—	97-115	84.3	85-3.3	127	—	—	467-18.0
1973-74	22	150-350	42.9	—	—	48-55	87.3	60-2.7	100	—	—	348-15.8
1974-75	25	143-328	43.6	—	—	26-35	74.3	61-2.4	66	14	1	312-12.5
1975-76	24	64-142	45.1	—	—	50-56	89.3	23-1.0	33	13	1	178-7.4
TOTALS	97	542-1246	43.5	—	—	221-261	84.7	229-2.4	326	27	2	1305-13.5

22 • TIMMY BOWERS • 1,300 POINTS • 2001-02-03-04 • GUARD • GULFPORT, MISSISSIPPI

SEASON	GP-GS	FGM-FGA	PCT	3FGM-FGA	PCT	FTM-FTA	PCT	REB-RPG	ASST	STL	BLK	PTS-PPG
2000-01	23-0	21-55	38.2	6-25	24.0	9-14	64.3	20-0.9	13	3	0	57-2.5
2001-02	32-6	126-297	42.4	50-136	36.8	38-63	60.3	91-2.8	49	45	10	340-10.6
2002-03	31-31	162-346	46.8	70-170	41.2	60-80	75.0	117-3.8	94	55	16	454-14.6
2003-04	30-30	156-386	40.4	71-202	35.1	66-89	74.2	119-4.0	145	58	16	449-15.0
TOTALS	116-67	465-1084	42.9	197-533	37.0	173-246	70.3	347-3.0	301	161	42	1300-11.2

23 • JACK BOULDIN • 1,257 POINTS • 1970-71-72 • GUARD • CINCINNATI, OHIO

SEASON	GP-GS	FGM-FGA	PCT	3FGM-FGA	PCT	FTM-FTA	PCT	REB-RPG	ASST	STL	BLK	PTS-PPG
1969-70	24	152-353	43.1	—	—	66-76	86.8	73-3.0	121	—	—	370-15.4
1970-71	25	190-409	46.5	—	—	97-117	82.9	58-2.3	122	—	—	477-19.1
1971-72	26	169-429	39.4	—	—	72-98	73.5	72-2.8	114	—	—	410-15.8
TOTALS	75	511-1191	42.9	—	—	235-291	80.8	203-2.7	357	—	—	1257-16.8

24 • JERRY GRAVES • 1,245 POINTS • 1959-60-61 • FORWARD • LEXINGTON, TENNESSEE

SEASON	GP-GS	FGM-FGA	PCT	3FGM-FGA	PCT	FTM-FTA	PCT	REB-RPG	ASST	STL	BLK	PTS-PPG
1958-59	24	85-209	40.7	—	—	78-101	77.2	195-8.13	—	—	—	248-10.3
1959-60	25	146-381	38.3	—	—	173-216	80.1	261-10.4	—	—	—	465-18.6
1960-61	25	158-293	53.9	—	—	216-270	80.0	257-10.3	—	—	—	532-21.3
TOTALS	74	389-883	44.1	—	—	467-587	79.6	713-9.6	—	—	—	1245-16.8

25 • ERICK DAMPIER • 1,231 POINTS • 1994-95-96 • CENTER • NEW HEBRON, MISSISSIPPI

SEASON	GP-GS	FGM-FGA	PCT	3FGM-FGA	PCT	FTM-FTA	PCT	REB-RPG	ASST	STL	BLK	PTS-PPG
1993-94	29-25	133-226	58.9	0-0	0.0	78-159	49.1	251-8.7	23	17	65	344-11.9
1994-95	30-30	153-239	64.0	0-0	0.0	87-146	59.6	291-9.7	28	25	78	393-13.1
1995-96	34-34	195-354	55.1	0-0	0.0	104-170	61.2	317-9.3	77	16	106	494-14.5
TOTALS	93-89	481-819	58.7	0-0	0.0	269-475	56.6	859-9.2	128	58	249	1231-13.2

26 • DAVE WILLIAMS • 1,219 POINTS • 1966-68 • FORWARD/CENTER • BYRAM, MISSISSIPPI

SEASON	GP-GS	FGM-FGA	PCT	3FGM-FGA	PCT	FTM-FTA	PCT	REB-RPG	ASST	STL	BLK	PTS-PPG
1965-66	25	212-453	46.8	—	—	68-95	71.6	256-10.2	—	—	—	492-19.7
1966-67	25	146-371	39.4	—	—	100-143	69.9	247-9.9	—	—	—	392-15.7
1967-68	26	134-339	39.5	—	—	67-102	65.7	269-10.3	—	—	—	335-12.9
TOTALS	76	492-1163	42.3	—	—	235-340	69.1	772-10.2	—	—	—	1219-16.0

26 • LELAND MITCHELL • 1,219 POINTS • 1961-62-63 • FORWARD • KILN, MISSISSIPPI

SEASON	GP-GS	FGM-FGA	PCT	3FGM-FGA	PCT	FTM-FTA	PCT	REB-RPG	ASST	STL	BLK	PTS-PPG
1960-61	25	126-313	40.3	—	—	70-101	69.3	210-8.4	—	—	—	322-12.9
1961-62	25	162-408	39.7	—	—	93-120	77.5	222-8.9	—	—	—	417-16.7
1962-63	28	179-408	43.9	—	—	122-171	71.3	273-9.8	—	—	—	480-17.1
TOTALS	78	467-1129	41.4	—	—	285-392	72.7	705-9.0	—	—	—	1219-15.6

**28 - MARIO AUSTIN - 1,199 POINTS - 2001-02-03 - FORWARD/CENTER - YORK, ALABAMA**

SEASON	GP-GS	FGM-FGA	PCT	3FGM-FGA	PCT	FTM-FTA	PCT	REB-RPG	ASST	STL	BLK	PTS-PPG
2000-01	31-5	99-207	47.8	0-0	0.0	48-73	65.8	112-3.6	26	15	11	246-7.9
2001-02	35-35	209-375	55.7	1-5	20.0	146-222	65.8	266-7.6	47	22	25	565-16.1
2002-03	25-24	149-279	53.4	5-12	41.7	85-128	66.4	192-7.7	30	27	17	388-15.5
TOTALS	91-64	457-861	53.1	6-17	35.3	279-423	66.0	570-6.3	103	64	53	1199-13.2

29 - MARCKELL PATTERSON - 1,168 POINTS - 1999-2000-01-02 - FORWARD/GUARD - EUPORA, MISSISSIPPI

SEASON	GP-GS	FGM-FGA	PCT	3FGM-FGA	PCT	FTM-FTA	PCT	REB-RPG	ASST	STL	BLK	PTS-PPG
1998-99	28-12	42-102	41.2	6-24	25.0	21-31	67.7	89-3.2	32	20	4	111-4.0
1999-2000	28-14	89-199	44.7	21-64	32.8	49-70	70.0	108-3.9	40	21	11	248-8.9
2000-01	31-25	127-275	46.2	42-113	37.2	82-103	79.6	136-4.4	62	26	6	378-12.2
2001-02	35-35	145-301	48.2	32-97	33.0	109-140	77.9	147-4.2	76	36	7	431-12.3
TOTALS	122-86	403-877	46.0	101-298	33.9	261-344	75.9	480-3.9	210	103	28	1168-9.6

30 - GARY HOOKER - 1,144 POINTS - 1976-77-78 - FORWARD - MANHATTAN, NEW YORK

SEASON	GP-GS	FGM-FGA	PCT	3FGM-FGA	PCT	FTM-FTA	PCT	REB-RPG	ASST	STL	BLK	PTS-PPG
1975-76	26	186-391	47.6	—	—	89-124	71.8	175-6.7	68	45	20	461-17.7
1976-77	27	146-338	43.2	—	—	108-134	80.6	196-7.3	77	47	27	400-14.8
1977-78	27	120-214	56.1	—	—	43-62	69.4	193-7.1	69	22	18	283-10.5
TOTALS	80	452-943	47.9	—	—	240-320	75.0	564-7.1	214	114	65	1144-14.3

31 - WILEY PECK - 1,136 POINTS - 1976-77-78-79 - FORWARD - MONTGOMERY, ALABAMA

SEASON	GP-GS	FGM-FGA	PCT	3FGM-FGA	PCT	FTM-FTA	PCT	REB-RPG	ASST	STL	BLK	PTS-PPG
1975-76	25	83-154	53.9	—	—	26-55	47.3	169-6.8	26	17	37	192-7.7
1976-77	27	104-195	53.3	—	—	68-114	59.6	250-9.3	25	19	24	276-10.2
1977-78	27	98-171	57.3	—	—	65-129	50.4	228-8.4	43	31	30	261-9.7
1978-79	28	154-239	64.4	—	—	99-158	62.7	317-11.3	26	22	26	407-14.5
TOTALS	107	439-759	57.8	—	—	258-456	56.6	964-9.0	120	89	117	1136-10.6

32 - GREG CARTER - 1,123 POINTS - 1988-89-90-91 - FORWARD - FOREST, MISSISSIPPI

SEASON	GP-GS	FGM-FGA	PCT	3FGM-FGA	PCT	FTM-FTA	PCT	REB-RPG	ASST	STL	BLK	PTS-PPG
1987-88	27-17	59-130	45.4	8-23	34.8	14-23	60.9	83-3.1	28	25	7	140-5.2
1988-89	28-25	66-137	48.2	5-18	27.8	11-15	73.3	98-3.5	31	20	14	148-5.3
1989-90	30-30	140-252	55.6	17-41	41.5	92-111	82.9	204-6.8	71	34	22	389-13.0
1990-91	29-29	170-301	56.5	10-36	27.8	96-121	79.3	226-7.8	59	36	10	446-15.4
TOTALS	114-101	435-820	53.0	40-118	33.9	213-270	78.9	611-5.4	189	115	53	1123-9.9

33 - TYRONE WASHINGTON - 1,119 POINTS - 1996-97-98-99 - CENTER - INDIANOLA, MISSISSIPPI

SEASON	GP-GS	FGM-FGA	PCT	3FGM-FGA	PCT	FTM-FTA	PCT	REB-RPG	ASST	STL	BLK	PTS-PPG
1995-96	31-0	22-54	40.7	0-0	0.0	12-20	60.0	64-2.1	3	6	13	56-1.8
1996-97	30-30	103-241	42.7	0-0	0.0	64-89	71.9	237-7.9	34	18	59	270-9.0
1997-98	29-29	147-277	53.1	0-0	0.0	79-131	60.3	269-9.3	25	15	61	373-12.9
1998-99	33-33	158-315	50.2	0-1	0.0	104-160	65.0	277-8.4	30	19	65	420-12.7
TOTALS	123-92	430-887	48.5	0-1	0.0	259-400	64.8	847-6.9	92	58	198	1119-9.1

34 - W.D. STROUD - 1,116 POINTS - 1961-62-63 - GUARD - FOREST, MISSISSIPPI

SEASON	GP-GS	FGM-FGA	PCT	3FGM-FGA	PCT	FTM-FTA	PCT	REB-RPG	ASST	STL	BLK	PTS-PPG
1960-61	24	119-243	49.0	—	—	60-84	71.4	67-2.8	—	—	—	298-12.4
1961-62	25	141-314	44.9	—	—	116-137	84.7	42-1.7	—	—	—	398-15.9
1962-63	25	150-348	43.1	—	—	120-138	87.0	90-3.6	—	—	—	420-16.8
TOTALS	74	410-905	45.3	—	—	296-359	82.5	199-2.7	—	—	—	1116-15.1

35 - LARRY FRY - 1,079 POINTS - 1973-74-75 - FORWARD - LEXINGTON, TENNESSEE

SEASON	GP-GS	FGM-FGA	PCT	3FGM-FGA	PCT	FTM-FTA	PCT	REB-RPG	ASST	STL	BLK	PTS-PPG
1972-73	26	123-236	52.1	—	—	79-106	74.5	200-7.7	23	—	—	325-12.5
1973-74	26	141-233	60.5	—	—	68-100	68.0	200-7.7	27	—	—	350-13.5
1974-75	26	167-292	57.2	—	—	70-113	61.9	228-8.8	27	13	11	404-15.5
TOTALS	78	431-761	56.6	—	—	217-319	68.0	628-8.1	77	13	11	1079-13.8

36 - LAMAR PETERS • 1,053 POINTS • 2017-18-19 • GUARD • NEW ORLEANS, LOUISIANA

SEASON	GP-GS	FGM-FGA	PCT	3FGM-FGA	PCT	FTM-FTA	PCT	REB-RPG	ASST	STL	BLK	PTS-PPG
2016-17	30-17	103-266	38.7	59-161	36.6	56-75	74.7	68-2.3	101	34	5	321-10.7
2017-18	34-21	118-320	36.9	49-177	27.7	41-63	65.1	76-2.2	152	50	9	326-9.6
2018-19	34-33	137-344	39.8	86-223	38.6	46-71	64.8	67-2.0	176	58	1	406-11.9
TOTALS	98-71	358-930	38.5	194-561	34.6	143-209	68.4	211-2.2	429	142	15	1053-10.7

37 - FRED THOMAS • 1,050 POINTS • 2013-14-15-16 • GUARD • JACKSON, MISSISSIPPI

SEASON	GP-GS	FGM-FGA	PCT	3FGM-FGA	PCT	FTM-FTA	PCT	REB-RPG	ASST	STL	BLK	PTS-PPG
2012-13	32-19	103-314	32.8	41-172	23.8	62-78	79.5	112-3.5	43	56	27	309-9.7
2013-14	31-23	99-259	38.2	46-144	31.9	45-72	62.5	91-2.9	44	31	23	289-9.3
2014-15	31-16	84-223	37.7	47-137	34.3	67-85	78.8	111-3.6	25	23	15	282-9.1
2015-16	31-6	54-135	40.0	32-98	32.7	30-39	76.9	89-2.9	31	10	13	170-5.5
TOTALS	125-64	340-931	36.5	166-551	30.1	204-274	74.5	403-3.2	143	120	78	1050-8.4

38 - LAWRENCE ROBERTS • 1,048 POINTS • 2004-05 • FORWARD • HOUSTON, TEXAS

SEASON	GP-GS	FGM-FGA	PCT	3FGM-FGA	PCT	FTM-FTA	PCT	REB-RPG	ASST	STL	BLK	PTS-PPG
2003-04	30-30	175-337	51.9	12-40	30.0	144-227	63.4	303-10.1	37	43	18	506-16.9
2004-05	32-32	171-382	44.8	12-41	29.3	188-288	65.3	351-11.0	61	50	26	542-16.9
TOTALS	62-62	346-719	48.1	24-81	29.6	332-515	64.5	654-10.5	98	93	44	1048-16.9

39 - GREG LOCKHART • 1,042 POINTS • 1986-87-88-89 • GUARD • MEMPHIS, TENNESSEE

SEASON	GP-GS	FGM-FGA	PCT	3FGM-FGA	PCT	FTM-FTA	PCT	REB-RPG	ASST	STL	BLK	PTS-PPG
1985-86	30-21	107-257	41.6	—	—	50-61	82.0	37-1.2	70	31	3	264-8.8
1986-87	13-10	45-115	39.1	3-17	17.6	14-21	66.7	25-1.9	23	7	0	107-8.2
1987-88	29-22	104-258	40.3	9-35	25.7	70-96	72.9	85-2.9	83	42	4	287-9.9
1988-89	28-17	142-304	46.7	18-46	39.1	82-103	79.6	88-3.1	109	42	6	384-13.7
TOTALS	100-70	398-934	42.6	30-98	30.6	216-281	76.9	235-2.4	285	122	13	1042-10.4

40 - ARIC HOLMAN • 1,035 POINTS • 2016-17-18-19 • FORWARD • OWENSBORO, KENTUCKY

SEASON	GP-GS	FGM-FGA	PCT	3FGM-FGA	PCT	FTM-FTA	PCT	REB-RPG	ASST	STL	BLK	PTS-PPG
2015-16	21-3	18-44	40.9	2-13	15.4	1-6	16.7	39-1.9	8	2	14	39-1.9
2016-17	32-26	104-210	49.5	12-49	24.5	49-75	65.3	193-6.0	20	21	64	79-8.4
2017-18	37-30	146-255	57.3	37-84	44.0	74-101	73.3	249-6.7	28	17	66	403-10.9
2018-19	34-20	116-245	47.3	45-105	42.9	47-67	70.1	210-6.2	43	30	54	324-9.5
TOTALS	124-79	384-754	50.9	96-251	38.2	171-249	68.7	691-5.6	99	70	198	1035-8.3

**30+ PTS GAMES - CAREER**

RANK	NAME	SEASONS	GMS
1	Bailey Howell	1957-58-59	24
2	Jim Ashmore	1956-57-58	16
3	Jeff Malone	1980-81-82-83	12
4	Rich Knarr	1973-74-75-76	6
	Jerry Graves	1959-60-61	6
6	Rickey Brown	1977-78-79-80	5
	Jerry Jenkins	1973-74-75	5
8	Darryl Wilson	1994-95-96	3
	Dave Williams	1966-67-68	3
	Tom Payne	1966-67-68	3
11	Ravern Johnson	2008-09-10-11	2
	Charles Rhodes	2005-06-07-08	2
	Mario Austin	2001-02-03	2
	Jack Bouldin	1970-71-72	2

30+ PTS GAMES - SEASON

RANK	NAME	SEASON	GMS
1	Jim Ashmore	1956-57	12
2	Jeff Malone	1982-83	11
	Bailey Howell	1958-59	11
4	Bailey Howell	1957-58	7
5	Bailey Howell	1956-57	6
6	Jerry Jenkins	1974-75	5
7	Jerry Graves	1959-60	4
8	Rickey Brown	1979-80	3
	Rich Knarr	1972-73	3
	Tom Payne	1967-68	3
	Jim Ashmore	1955-56	3
12	Ravern Johnson	2010-11	2
	Charles Rhodes	2007-08	2
	Mario Austin	2001-02	2
	Darryl Wilson	1994-95	2
	Rickey Brown	1976-77	2
	Rich Knarr	1974-75	2
	Jack Bouldin	1970-71	2
	Dave Williams	1965-66	2
	Jerry Graves	1960-61	2

CONSECUTIVE 30+ PTS GAMES

GMS	NAME	SEASON	DATES
3	Jeff Malone	1982-83	02/15/1983-02/21/1983
3	Jeff Malone	1982-83	01/22/1983-01/31/1983
3	Jerry Jenkins	1974-75	12/02/1974-12/06/1974
2	Tom Payne	1967-68	02/10/1968-02/12/1968
2	Bailey Howell	1958-59	02/14/1959-02/16/1959
2	Bailey Howell	1958-59	01/17/1959-01/24/1959
2	Bailey Howell	1958-59	12/15/1958-12/19/1958
2	Bailey Howell	1958-59	12/04/1958-12/06/1958
2	Bailey Howell	1956-57	02/11/1957-02/15/1957
2	Jim Ashmore	1956-57	01/19/1957-01/26/1957
2	Jim Ashmore	1956-57	01/07/1957-01/12/1957
2	Bailey Howell	1956-57	12/05/1956-12/08/1956

GERALD CAVENESS - 1**1953-54 - SENIOR • 1**

DATE	OPPONENT	PTS
02/13/1954	at Tennessee [SEC]	34

JIM ASHMORE - 16**1954-55 - SOPHOMORE • 1**

DATE	OPPONENT	PTS
12/11/1954	Samford	34

1955-56 - JUNIOR • 3

DATE	OPPONENT	PTS
12/21/1955	vs. Florida State • FSU	34
01/21/1956	Arkansas State	38
01/30/1956	at Ole Miss [SEC]	34

1956-57 - SENIOR • 12

DATE	OPPONENT	PTS
12/03/1956	Samford	31
12/08/1956	at Mississippi College	31
12/17/1956	Arkansas State	40
12/31/1956	at Murray State	30
01/07/1957	at Alabama [SEC]	33
01/12/1957	Georgia Tech [SEC]	32
01/19/1957	Ole Miss [SEC]	45
01/26/1957	at Memphis	38
02/09/1957	Tennessee [SEC]	35
02/15/1957	at Tampa	34
02/22/1957	at LSU [SEC]	44
02/28/1957	at Ole Miss [SEC]	37

BAILEY HOWELL • 24**1956-57 - SOPHOMORE • 6**

DATE	OPPONENT	PTS
12/05/1956	Memphis	31
12/08/1956	at Mississippi College	35
02/11/1957	[3] Kentucky [SEC]	37
02/15/1957	at Tampa	35
02/18/1957	at Georgia [SEC]	31
02/23/1957	at Tulane [SEC]	35

1957-58 - JUNIOR • 7

DATE	OPPONENT	PTS
12/07/1957	Rhodes College	39
12/19/1957	Murray State	39
01/27/1958	Southeastern Louisiana	35
02/03/1958	at Tulane [SEC]	34
02/15/1958	Florida [SEC]	35
02/22/1958	LSU [SEC]	45
02/27/1958	Ole Miss [SEC]	34

1958-59 - SENIOR • 11

DATE	OPPONENT	PTS
12/04/1958	Union	47
12/06/1958	at Rhodes College	33
12/15/1958	Arkansas State	38
12/19/1958	Morehead State	31
01/10/1959	Georgia Tech [SEC]	31
01/17/1959	Ole Miss [SEC]	34
01/24/1959	Murray State	35
01/31/1959	LSU [SEC]	30
02/14/1959	at Florida [SEC]	43
02/16/1959	at Georgia [SEC]	33
02/23/1959	at Tulane [SEC]	32

JERRY GRAVES • 6**1959-60 • JUNIOR • 4**

DATE	OPPONENT	PTS
12/18/1959	vs. Baylor	32
01/04/1960	Alabama [SEC]	31
02/15/1960	Florida [SEC]	35
02/27/1960	Ole Miss [SEC]	30

1960-61 • SENIOR • 2

DATE	OPPONENT	PTS
12/30/1960	vs. Texas	34
02/20/1961	at Georgia [SEC]	34

LELAND MITCHELL • 1**1962-63 • SENIOR**

DATE	OPPONENT	PTS
12/06/1962	at Louisiana-Monroe • ULM	34

W.D. STROUD • 1**1962-63 • SENIOR**

DATE	OPPONENT	PTS
01/14/1963	[7] Georgia Tech [SEC]	30

PAUL SMITH • 1**1964-65 • JUNIOR**

DATE	OPPONENT	PTS
01/11/1965	at Alabama [SEC]	35

DAVE WILLIAMS • 3**1965-66 • SOPHOMORE • 2**

DATE	OPPONENT	PTS
01/03/1966	at Auburn [SEC]	33
03/05/1966	at [5] Vanderbilt [SEC]	32

1966-67 • JUNIOR • 1

DATE	OPPONENT	PTS
12/12/1966	Samford	30

TOM PAYNE • 3**1967-68 • SENIOR**

DATE	OPPONENT	PTS
02/10/1968	[8] Kentucky [SEC]	35
02/12/1968	Auburn [SEC]	31
02/19/1968	LSU [SEC]	30

MANUEL WASHINGTON • 1**1968-69 • JUNIOR**

DATE	OPPONENT	PTS
02/10/1969	at [4] Kentucky [SEC]	30

JACK BOULDIN • 2**1970-71 • JUNIOR**

DATE	OPPONENT	PTS
12/14/1970	Auburn [SEC]	31
02/08/1971	at [8] Kentucky [SEC]	34

TAKI KORONEOS • 1**1971-72 • SOPHOMORE**

DATE	OPPONENT	PTS
01/01/1972	Vanderbilt [SEC]	33

TERRY KUSNIERZ • 1**1971-72 • SOPHOMORE**

DATE	OPPONENT	PTS
02/12/1972	Tennessee [SEC]	30

LARRY FRY • 1**1972-73 • SOPHOMORE**

DATE	OPPONENT	PTS
02/19/1973	Auburn [SEC]	30

RICH KNARR • 6**1972-73 • FRESHMAN • 3**

DATE	OPPONENT	PTS
01/08/1973	Kentucky [SEC]	31
01/15/1973	at Auburn [SEC]	31
02/19/1973	Auburn [SEC]	30

1973-74 • SOPHOMORE • 1

DATE	OPPONENT	PTS
12/03/1973	at Texas	32

1974-75 • JUNIOR • 2

DATE	OPPONENT	PTS
01/20/1975	at Auburn [SEC]	32
01/27/1975	Ole Miss [SEC]	32

JERRY JENKINS • 5**1974-75 • SENIOR**

DATE	OPPONENT	PTS
12/02/1974	at Samford	35
12/04/1974	Arkansas	35
12/06/1974	vs. Connecticut • UConn	30
01/13/1975	at LSU [SEC]	32
02/03/1975	Florida [SEC]	35

RICKEY BROWN • 5**1976-77 • FRESHMAN • 2**

DATE	OPPONENT	PTS
12/02/1976	Southern Miss	32
03/07/1977	Auburn [SEC]	40

1979-80 • SENIOR • 3

DATE	OPPONENT	PTS
01/02/1980	Alabama [SEC]	30
02/09/1980	Auburn [SEC]	30
02/20/1980	at [3] Kentucky [SEC]	35

JEFF MALONE • 12**1981-82 • JUNIOR • 1**

DATE	OPPONENT	PTS
01/02/1982	Vanderbilt [SEC]	30

1982-83 • SENIOR • 11

DATE	OPPONENT	PTS
12/01/1982	at [11] Houston	30
01/03/1983	at Auburn [SEC]	32
01/08/1983	Vanderbilt [SEC]	36
01/15/1983	at [15] Tennessee [SEC]	35
01/22/1983	Ole Miss [SEC]	38
01/24/1983	LSU [SEC]	35
01/31/1983	Alabama [SEC]	39
02/15/1983	Georgia [SEC]	30
02/19/1983	at Ole Miss [SEC]	36
02/21/1983	at LSU [SEC]	33
03/11/1983	vs. Vanderbilt [SEC-T]	30



RAYMOND BROWN - 1		
1984-85 • FRESHMAN		
DATE	OPPONENT	PTS
03/02/1985	Florida [SEC]	32
HUBERT HENDERSON - 1		
1986-87 • JUNIOR		
DATE	OPPONENT	PTS
12/06/1986	Mississippi College	35
ANTHONY BLAKENEY - 1		
1986-87 • SOPHOMORE		
DATE	OPPONENT	PTS
02/21/1987	Tennessee [SEC]	34
TONY WATTS - 1		
1991-92 • SENIOR		
DATE	OPPONENT	PTS
02/12/1992	Tennessee [SEC]	31
ORIEN WATSON - 1		
1992-93 • SENIOR		
DATE	OPPONENT	PTS
02/23/1993	at Kansas City • UMKC	31
DARRYL WILSON - 3		
1994-95 • JUNIOR • 2		
DATE	OPPONENT	PTS
03/04/1995	[21] Alabama [SEC]	35
03/19/1995	vs. [19] Utah [NCAA-T]	32
1995-96 • SENIOR • 1		
DATE	OPPONENT	PTS
02/10/1996	at Oklahoma	32
MARIO AUSTIN - 2		
2001-02 • SOPHOMORE		
DATE	OPPONENT	PTS
01/05/2002	[6] Kentucky [SEC]	32
02/27/2002	Arkansas [SEC]	30
WINSOME FRAZIER - 1		
2004-05 • SENIOR		
DATE	OPPONENT	PTS
11/23/2004	Kansas City • UMKC	30
CHARLES RHODES - 2		
2007-08 • SENIOR		
DATE	OPPONENT	PTS
02/27/2008	Auburn [SEC]	30
03/21/2008	vs. Oregon [NCAA-T]	34
JARVIS VARNADO - 1		
2008-09 • JUNIOR		
DATE	OPPONENT	PTS
02/11/2009	LSU [SEC]	31
DEE BOST - 1		
2009-10 • SOPHOMORE		
DATE	OPPONENT	PTS
02/13/2010	Auburn [SEC]	32

RAVERN JOHNSON - 2		
2010-11 • SENIOR		
DATE	OPPONENT	PTS
11/12/2010	Tennessee State	32
11/26/2010	Troy	33
ARNETT MOULTRIE - 1		
2011-12 • JUNIOR		
DATE	OPPONENT	PTS
03/13/2012	vs. Massachusetts • UMass [NIT]	34
CRAIG SWORD - 1		
2013-14 • SOPHOMORE		
DATE	OPPONENT	PTS
02/19/2014	at LSU [SEC]	33
TYSON CARTER - 1		
2017-18 • SOPHOMORE		
DATE	OPPONENT	PTS
11/30/2017	North Dakota State	35
QUINNDARY WEATHERSPOON - 1		
2018-19 • SENIOR		
DATE	OPPONENT	PTS
02/20/2019	at Georgia [SEC]	31

TWO MSU PLAYERS WITH 30+ PTS • SINCE 1953-54**1956-57 • 2**

DATE	OPPONENT	PLAYER • PTS	PLAYER • PTS
12/08/1956	at Mississippi College	Howell • 35	Ashmore • 31
02/15/1957	at Tampa	Howell • 35	Ashmore • 34

1972-73 • 1

DATE	OPPONENT	PLAYER • PTS	PLAYER • PTS
02/19/1973	Auburn [SEC]	Fry • 30	Knarr • 30

MSU AND OPPOSING PLAYER WITH 30+ PTS • SINCE 1953-54**1953-54 • 1**

DATE	OPPONENT	PLAYER • PTS	OPP PLAYER • PTS
02/13/1954	at Tennessee [SEC]	Caveness • 34	Wiener • 30

1958-59 • 2

DATE	OPPONENT	PLAYER • PTS	OPP PLAYER • PTS
02/14/1959	at Florida [SEC]	Howell • 43	Sherwood • 32
02/16/1959	at Georgia [SEC]	Howell • 33	Darrah • 30

1967-68 • 1

DATE	OPPONENT	PLAYER • PTS	OPP PLAYER • PTS
02/19/1968	LSU [SEC]	Payne • 30	Maravich • 34

1970-71 • 1

DATE	OPPONENT	PLAYER • PTS	PLAYER • PTS
02/08/1971	at [8] Kentucky [SEC]	Bouldin • 34	Payne • 32

1972-73 • 1

DATE	OPPONENT	PLAYER • PTS	PLAYER • PTS
02/19/1973	Auburn [SEC]	Fry & Knarr • 30	England • 30

1974-75 • 1

DATE	OPPONENT	PLAYER • PTS	PLAYER • PTS
01/27/1975	Ole Miss [SEC]	Knarr • 32	Shepherd • 36

1976-77 • 1

DATE	OPPONENT	PLAYER • PTS	OPP PLAYER • PTS
03/07/1977	Auburn [SEC]	Brown • 40	Patrick • 33

1982-83 • 1

DATE	OPPONENT	PLAYER • PTS	OPP PLAYER • PTS
01/31/1983	Alabama [SEC]	Malone • 39	Whatley • 30

2001-02 • 1

DATE	OPPONENT	PLAYER • PTS	OPP PLAYER • PTS
02/27/2002	Arkansas [SEC]	Austin • 30	Pargo • 35

2007-08 • 1

DATE	OPPONENT	PLAYER • PTS	OPP PLAYER • PTS
02/27/2008	Auburn [SEC]	Rhodes • 30	Prowell • 31

2008-09 • 1

DATE	OPPONENT	PLAYER • PTS	OPP PLAYER • PTS
02/11/2009	LSU [SEC]	Varnado • 31	Mitchell • 41

**THREE MSU PLAYERS WITH 20+ PTS • GAME • SINCE 1959-60****1959-60 • 1**

DATE	OPPONENT	PLAYER • PTS	PLAYER • PTS	PLAYER • PTS
12/07/1959	Union	Graves • 23	Oakley • 22	Hull • 21

1968-69 • 1

DATE	OPPONENT	PLAYER • PTS	PLAYER • PTS	PLAYER • PTS
03/03/1969	LSU [SEC]	Washington • 23	Hodges • 20	Martin • 20

1969-70 • 1

DATE	OPPONENT	PLAYER • PTS	PLAYER • PTS	PLAYER • PTS
12/13/1969	Vanderbilt [SEC]	Guyton • 25	Hodges • 22	Bouldin • 20

1972-73 • 1

DATE	OPPONENT	PLAYER • PTS	PLAYER • PTS	PLAYER • PTS
02/19/1973	Auburn [SEC]	Fry • 30	Knarr • 30	Jenkins • 20

1973-74 • 1

DATE	OPPONENT	PLAYER • PTS	PLAYER • PTS	PLAYER • PTS
01/02/04	SIU • Edwardsville	Jenkins • 25	Singletary • 22	Knarr • 21

1974-75 • 1

DATE	OPPONENT	PLAYER • PTS	PLAYER • PTS	PLAYER • PTS
02/03/1975	Florida [SEC]	Jenkins • 35	Knarr • 29	Fry • 21

1975-76 • 1

DATE	OPPONENT	PLAYER • PTS	PLAYER • PTS	PLAYER • PTS
02/28/1976	Georgia [SEC]	White • 26	Hooker • 22	Wright • 20

1978-79 • 1

DATE	OPPONENT	PLAYER • PTS	PLAYER • PTS	PLAYER • PTS
01/22/1979	at Auburn [SEC]	White • 25	Brown • 23	Grim • 21

1979-80 • 1

DATE	OPPONENT	PLAYER • PTS	PLAYER • PTS	PLAYER • PTS
12/06/1979	Vanderbilt [SEC]	Grim • 29	Malone • 21	Brown • 20

1991-92 • 1

DATE	OPPONENT	PLAYER • PTS	PLAYER • PTS	PLAYER • PTS
01/22/1992	at Austin Peay	Watts • 27	Stevens • 26	Walker • 24

1995-96 • 1

DATE	OPPONENT	PLAYER • PTS	PLAYER • PTS	PLAYER • PTS
12/05/1995	Troy	D. Wilson • 26	Jones • 21	Bullard • 20

2000-01 • 1

DATE	OPPONENT	PLAYER • PTS	PLAYER • PTS	PLAYER • PTS
02/17/2001	Auburn [SEC]	A. Jackson • 21	Hamilton • 20	Patterson • 20

FIVE MSU PLAYERS WITH 15+ PTS • GAME**1995-96 • 1**

DATE	OPPONENT	PLAYER • PTS	PLAYER • PTS	PLAYER • PTS	PLAYER • PTS	PLAYER • PTS
11/25/1995	Southeastern Louisiana	Dampier • 22	Bullard • 20	Jones • 17	Walters • 15	D. Wilson • 15

**FOUR MSU PLAYERS WITH 15+ PTS • GAME****1988-89 • 2**

DATE	OPPONENT	PLAYER • PTS	PLAYER • PTS	PLAYER • PTS	PLAYER • PTS
12/01/1988	Southeastern Louisiana	Carl Nicholls • 21	Courtney • 19	Burns • 17	Merritt • 15
02/04/1989	[19] LSU [SEC]	Lockhart • 24	Burns • 20	Boykin • 16	Watts • 16

1989-90 • 2

DATE	OPPONENT	PLAYER • PTS	PLAYER • PTS	PLAYER • PTS	PLAYER • PTS
12/04/1989	at Kentucky [SEC]	Hartsfield • 24	Burns • 22	Carter • 19	Watts • 18
01/24/1990	Ole Miss [SEC]	Watts • 29	Burns • 24	Merritt • 18	Carter • 16

1990-91 • 2

DATE	OPPONENT	PLAYER • PTS	PLAYER • PTS	PLAYER • PTS	PLAYER • PTS
12/08/1990	Ball State	Burns • 23	Hartsfield • 16	Carter • 15	Watts • 15
12/18/1990	Alcorn State	Merritt • 23	Smith • 22	Carter • 19	Burns • 18

1991-92 • 1

DATE	OPPONENT	PLAYER • PTS	PLAYER • PTS	PLAYER • PTS	PLAYER • PTS
12/21/1991	at Tennessee Tech	Grant • 19	Watts • 18	Evans • 16	Stevens • 16

1992-93 • 1

DATE	OPPONENT	PLAYER • PTS	PLAYER • PTS	PLAYER • PTS	PLAYER • PTS
01/05/1993	Tennessee Tech	Grant • 21	Watson • 21	Evans • 18	Thomas • 17

1995-96 • 1

DATE	OPPONENT	PLAYER • PTS	PLAYER • PTS	PLAYER • PTS	PLAYER • PTS
11/25/1995	Southeastern Louisiana	Dampier • 22	Bullard • 20	Jones • 17	Walters/D. Wilson • 15

2005-06 • 1

DATE	OPPONENT	PLAYER • PTS	PLAYER • PTS	PLAYER • PTS	PLAYER • PTS
02/18/2006	Ole Miss [SEC]	Gordon • 17	Reg. Delk • 16	Slater • 16	Rhodes • 15

2010-11 • 1

DATE	OPPONENT	PLAYER • PTS	PLAYER • PTS	PLAYER • PTS	PLAYER • PTS
01/29/2011	[24] Florida [SEC]	Bost • 24	Augustus • 16	Sidney • 16	Johnson • 15

2011-12 • 1

DATE	OPPONENT	PLAYER • PTS	PLAYER • PTS	PLAYER • PTS	PLAYER • PTS
12/10/2011	Troy	Bost • 28	Moultrie • 20	Sidney • 18	Steele • 15

2018-19 • 3

DATE	OPPONENT	PLAYER • PTS	PLAYER • PTS	PLAYER • PTS	PLAYER • PTS
01/08/2019	at South Carolina [SEC]	Holman • 20	N. Weatherspoon • 18	Peters • 15	Q. Weatherspoon • 15
03/09/2019	Texas A&M [SEC]	Peters • 21	Q. Weatherspoon • 20	Carter • 18	Holman • 16
03/15/2019	vs. [8] Tennessee [SEC-T]	Holman • 20	Q. Weatherspoon • 17	Perry • 15	Peters • 15

**FIVE MSU PLAYERS WITH 10+ PTS • GAME • SINCE 1981-82****1982-83 • 1**

DATE	OPPONENT	PLAYER • PTS	PLAYER • PTS	PLAYER • PTS	PLAYER • PTS	PLAYER • PTS
11/29/1982	Southern Miss • USM	Malone • 21	Wells • 14	Pierre • 12	Lewis • 11	Person • 10

1983-84 • 2

DATE	OPPONENT	PLAYER • PTS	PLAYER • PTS	PLAYER • PTS	PLAYER • PTS	PLAYER • PTS
02/18/1984	Ole Miss [SEC]	Hildreth • 15	Harvey • 12	T. Robinson • 12	Norwood • 10	Taylor • 10
02/20/1984	[17] LSU [SEC]	Harvey • 19	T. Robinson • 15	Taylor • 12	Hildreth • 10	Norwood • 10

1984-85 • 3

DATE	OPPONENT	PLAYER • PTS	PLAYER • PTS	PLAYER • PTS	PLAYER • PTS	PLAYER • PTS
01/23/1985	Tennessee [SEC]	C. Robinson • 23	Dillon • 14	Norwood • 13	T. Robinson • 12	Harvey • 10
02/13/1985	Auburn [SEC]	Harvey • 23	Dillon • 18	Taylor • 13	C. Robinson • 11	T. Robinson • 11
02/16/1985	Kentucky [SEC]	Harvey • 18	Taylor • 16	Dillon • 14	T. Robinson • 13	Brown • 10

1985-86 • 2

DATE	OPPONENT	PLAYER • PTS	PLAYER • PTS	PLAYER • PTS	PLAYER • PTS	PLAYER • PTS
12/27/1985	vs. San Jose State	Lockhart • 19	Dillon • 12	Taylor • 12	Brown • 11	C. Robinson • 10
02/12/1986	at Auburn [SEC]	Brown • 14	C. Robinson • 12	Taylor • 12	Blakeney • 10	Lockhart • 10

1987-88 • 1

DATE	OPPONENT	PLAYER • PTS	PLAYER • PTS	PLAYER • PTS	PLAYER • PTS	PLAYER • PTS
11/28/1987	Christian Brothers	Lockhart • 19	Chan. Nicholls • 17	Boykin • 14	Carl Nicholls • 12	Carter/Merritt • 10

1988-89 • 3

DATE	OPPONENT	PLAYER • PTS	PLAYER • PTS	PLAYER • PTS	PLAYER • PTS	PLAYER • PTS
12/01/1988	Southeastern Louisiana	Carl Nicholls • 21	Courtney • 19	Burns • 17	Merritt • 15	Carter/Clark • 10
12/20/1988	East Carolina • ECU	Chan. Nicholls • 16	Boykin • 15	Burns • 15	Lockhart • 14	Hartsfield • 11
12/29/1988	vs. Virginia • UVA	Carter • 16	Lockhart • 14	Burns • 12	Merritt • 12	Watts • 12

1989-90 • 4

DATE	OPPONENT	PLAYER • PTS	PLAYER • PTS	PLAYER • PTS	PLAYER • PTS	PLAYER • PTS
11/29/1989	Centenary College	Burns • 26	Carter • 18	Hartsfield • 16	Watts • 14	Smith • 10
01/04/1990	[11] LSU [SEC]	Carter • 20	Burns • 18	Merritt • 13	Watts • 13	Hartsfield • 12
01/06/1990	at Tennessee [SEC]	Smith • 22	Burns • 16	Woodard • 12	Hartsfield • 10	Watts • 10
01/31/1990	Kentucky [SEC]	Carter • 22	Hartsfield • 22	Smith • 15	Merritt • 11	Burns • 10

1990-91 • 9

DATE	OPPONENT	PLAYER • PTS	PLAYER • PTS	PLAYER • PTS	PLAYER • PTS	PLAYER • PTS
11/26/1990	Tennessee Tech	Burns • 21	Hartsfield • 15	Merritt • 15	Carter/Smith • 14	Watts • 14
12/04/1990	at Jacksonville	Burns • 19	Carter • 15	Hartsfield • 13	Hooper • 11	Merritt • 11
12/11/1990	Eastern Kentucky	Burns • 18	Carter • 18	Hartsfield • 14	Morris • 11	Smith • 10
12/18/1990	Alcorn State	Merritt • 23	Smith • 22	Carter • 19	Burns • 18	Morris • 12
12/27/1990	vs. [6] Ohio State	Carter • 16	Merritt • 16	Burns • 15	Watts • 13	Hartsfield • 10
01/26/1991	at Auburn [SEC]	Carter • 26	Hartsfield • 16	Smith • 12	Morris • 10	Watts • 10
02/02/1991	Tennessee [SEC]	Carter • 24	Burns • 14	Morris • 13	Hartsfield • 12	Watts • 12
02/09/1991	[10] Kentucky [SEC]	Watts • 22	Burns • 13	Carter • 13	Merritt • 12	Hartsfield • 11
02/13/1993	at Ole Miss [SEC]	Hartsfield • 22	Carter • 16	Burns • 14	Merritt • 12	Watts • 12

1991-92 • 8

DATE	OPPONENT	PLAYER • PTS	PLAYER • PTS	PLAYER • PTS	PLAYER • PTS	PLAYER • PTS
12/16/1991	at Eastern Kentucky	Evans • 18	Stevens • 16	Watts • 15	Walker • 11	Watson • 11
12/21/1991	at Tennessee Tech	Grant • 19	Watts • 18	Evans • 16	Stevens • 16	Walker • 12
01/11/1992	Ole Miss [SEC]	Watts • 20	Evans • 15	Domingue • 13	Stevens • 11	Anderson • 10
01/18/1992	LSU [SEC]	Walker • 14	Watts • 14	Evans • 13	Grant • 11	Stevens • 10
02/05/1992	Georgia [SEC]	Watts • 24	Domingue • 13	Stevens • 10	Walker • 10	Watson • 10
02/19/1992	[13] Kentucky [SEC]	Evans • 23	Anderson • 15	Watts • 14	Stevens • 13	Walker • 13
03/04/1992	Auburn [SEC]	Evans • 27	Watson • 18	Domingue • 10	Walker • 10	Watts • 10
03/07/1992	at [23] LSU [SEC]	Watson • 21	Walker • 18	Watts • 13	Evans • 12	Stevens • 10

**1992-93 - 1**

DATE	OPPONENT	PLAYER • PTS	PLAYER • PTS	PLAYER • PTS	PLAYER • PTS	PLAYER • PTS
01/25/1993	Louisiana-Monroe • ULM	Thomas • 17	Grant • 16	Watson • 14	Evans • 11	Walker • 10

1993-94 - 7

DATE	OPPONENT	PLAYER • PTS	PLAYER • PTS	PLAYER • PTS	PLAYER • PTS	PLAYER • PTS
11/30/1993	Troy	B. Wilson • 16	Grant/Price • 13	Thomas/D. Wilson • 13	Dampier • 10	Walters • 10
12/11/1993	Southeastern Louisiana	D. Wilson • 19	Dampier • 12	Grant • 12	Price • 12	Walters • 10
12/21/1993	at Louisiana-Monroe • ULM	Honore • 15	Grant • 14	Walters • 14	Dampier • 11	D. Wilson • 10
12/28/1993	vs. Villanova	D. Wilson • 19	Dampier • 14	B. Wilson • 13	Honore • 12	Dorsey • 10
01/12/1994	at Auburn [SEC]	D. Wilson • 24	Dampier • 22	Honore • 12	Price • 10	Walters • 10
01/19/1994	[3] Arkansas [SEC]	Price • 15	Dampier • 13	D. Wilson • 13	Grant • 10	Honore • 10
02/08/1994	Florida Tech	D. Wilson • 17	Dampier • 16	B. Wilson • 13	Grant • 12	Walters • 10

1994-95 - 2

DATE	OPPONENT	PLAYER • PTS	PLAYER • PTS	PLAYER • PTS	PLAYER • PTS	PLAYER • PTS
11/28/1994	Southeastern Louisiana	Dampier • 16	D. Wilson • 16	Grant • 15	Bullard/Thomas • 11	B. Wilson • 10
12/03/1994	at Montana	Honore • 19	Bullard • 17	Dampier • 14	D. Wilson • 14	Grant • 13

1995-96 - 5

DATE	OPPONENT	PLAYER • PTS	PLAYER • PTS	PLAYER • PTS	PLAYER • PTS	PLAYER • PTS
11/25/1995	Southeastern Louisiana	Dampier • 22	Bullard • 20	Jones • 17	D. Wilson/Walters • 15	Hyche • 10
12/05/1995	Troy	D. Wilson • 26	Jones • 21	Bullard • 20	Dampier • 14/Walters • 11	Hyche • 10
01/03/1996	at LSU [SEC]	D. Wilson • 20	Dampier • 13	Bullard • 12	Jones • 12	Walters • 11
01/24/1996	at South Carolina [SEC]	Bullard • 19	D. Wilson • 14	Dampier • 12	Jones • 12	Walters • 10
03/30/1996	vs. [15] Syracuse [NCAA-T]	D. Wilson • 20	Jones • 16	Dampier • 12	Bullard • 11	Walters • 10

1996-97 - 5

DATE	OPPONENT	PLAYER • PTS	PLAYER • PTS	PLAYER • PTS	PLAYER • PTS	PLAYER • PTS
12/14/1996	Loyola • New Orleans	Moore • 25	Hyche • 16	Lawyer • 14	Smith • 14	Billups • 12
12/17/1996	Texas Southern	Washington • 24	Webster • 19	Jones • 13	Hyche • 12	Smith • 11/Moore • 10
12/19/1996	Old Dominion • ODU	Hyche • 21	Hughes • 14	Jones • 13	Billups • 10	Webster/Washington • 10
01/15/1997	[20] Ole Miss [SEC]	Hyche • 20	Moore • 14	Hughes • 13	Webster • 13	Washington • 12
02/23/1997	Arkansas [SEC]	Webster • 20	Hyche • 19	Washington • 16	Moore • 14	Jones • 12

1997-98 - 1

DATE	OPPONENT	PLAYER • PTS	PLAYER • PTS	PLAYER • PTS	PLAYER • PTS	PLAYER • PTS
12/20/1997	vs. UT Martin	Webster • 21	White • 14	Hamilton • 10	Moore • 10	Roberts • 10

1998-99 - 2

DATE	OPPONENT	PLAYER • PTS	PLAYER • PTS	PLAYER • PTS	PLAYER • PTS	PLAYER • PTS
11/17/1998	vs. Arkansas-Pine Bluff	Hyche • 20	R. Jackson • 16	Gholar • 14	Roberts • 13	Billups • 12/Hamilton • 10
12/12/1998	Southeastern Louisiana	Washington • 25	White • 20	R. Jackson • 13	Hyche • 12	Roberts • 11

1999-2000 - 3

DATE	OPPONENT	PLAYER • PTS	PLAYER • PTS	PLAYER • PTS	PLAYER • PTS	PLAYER • PTS
12/07/1999	South Carolina State	Hamilton • 17	R. Jackson • 16	Myles • 16	A. Jackson • 13	Patterson • 11
12/29/1999	vs. Idaho	R. Jackson • 17	A. Jackson • 16	Hamilton • 13	Patterson • 13	Myles • 12
02/12/2000	Arkansas [SEC]	R. Jackson • 24	A. Jackson • 15	Hamilton • 12	Myles • 11	Patterson • 11

2000-01 - 3

DATE	OPPONENT	PLAYER • PTS	PLAYER • PTS	PLAYER • PTS	PLAYER • PTS	PLAYER • PTS
01/06/2001	Arkansas [SEC]	Boswell • 21	Hamilton • 15	Patterson • 15	A. Jackson • 12	R. Jackson • 12
01/27/2001	[19] Ole Miss [SEC]	Hamilton • 16	Patterson • 12	A. Jackson • 11	R. Jackson • 11	Gardner • 10
02/21/2001	Vanderbilt [SEC]	R. Jackson • 16	Patterson • 16	A. Jackson • 14	Smith • 11	Hamilton • 10

2001-02 - 3

DATE	OPPONENT	PLAYER • PTS	PLAYER • PTS	PLAYER • PTS	PLAYER • PTS	PLAYER • PTS
12/08/2001	Arkansas State	Austin • 20	Ignerski • 19	Patterson • 16	Zimmerman • 14	Bowers • 11
12/15/2001	vs. Louisiana-Monroe • ULM	Bowers/Frazier • 13	Gholar • 13	Smith • 12	Patterson • 11	Gardner/Zimmerman • 10
02/16/2002	Auburn [SEC]	Bowers • 16	Patterson • 12	Austin • 11	Zimmerman • 11	Ignerski • 10

**2002-03 - 3**

DATE	OPPONENT	PLAYER • PTS	PLAYER • PTS	PLAYER • PTS	PLAYER • PTS	PLAYER • PTS
11/30/2002	Jacksonville	Bowers • 21	Frazier • 16	Campbell • 14	Harper • 10	Ignerski • 10
12/02/2002	Alabama A&M	Bowers • 19	Campbell • 16	Harper • 15	Ignerski • 13	Zimmerman • 11/Frazier • 10
02/05/2003	Vanderbilt [SEC]	Austin • 14	Bowers • 14	Harper • 13	Zimmerman • 13	Ignerski • 11

2003-04 - 3

DATE	OPPONENT	PLAYER • PTS	PLAYER • PTS	PLAYER • PTS	PLAYER • PTS	PLAYER • PTS
11/29/2003	at Western Kentucky • WKU	Frazier • 24	Bowers • 15	Campbell • 14	Roberts • 13	Power • 11
02/11/2004	at South Carolina [SEC]	Roberts • 20	Frazier • 15	Power • 14	Bowers • 13	Vincent • 13
03/21/2004	vs. Xavier • Ohio [NCAA-T]	Power • 16	Bowers • 15	Frazier • 12	Roberts • 11	Vincent • 11

2004-05 - 4

DATE	OPPONENT	PLAYER • PTS	PLAYER • PTS	PLAYER • PTS	PLAYER • PTS	PLAYER • PTS
11/21/2004	Nicholls State	Roberts • 18	Frazier • 13	Edmonson • 12	Harper • 12	Ervin • 11
12/13/2004	at New Orleans	Power • 17	Edmonson • 14	Roberts • 14	Harper • 11	Frazier • 10
01/22/2005	South Carolina [SEC]	Roberts • 17	Campbell • 11	Edmonson • 11	Power • 11	Slater • 10
02/05/2005	at Auburn [SEC]	Power • 18	Roberts • 16	Harper • 13	Edmonson • 11	Slater • 11

2005-06 - 2

DATE	OPPONENT	PLAYER • PTS	PLAYER • PTS	PLAYER • PTS	PLAYER • PTS	PLAYER • PTS
12/10/2005	Troy	Edmonson • 17	Gordon • 17	Slater • 13	Rhodes • 12	Sharpe • 10
12/15/2005	vs. Jacksonville State	Rhodes • 24	Morgan • 15	Reg. Delk • 12	Goodridge/Stelmach • 11	Slater • 10

2006-07 - 9

DATE	OPPONENT	PLAYER • PTS	PLAYER • PTS	PLAYER • PTS	PLAYER • PTS	PLAYER • PTS
11/11/2006	Nicholls State	Reg. Delk • 14	Gordon • 14	Rhodes • 14	Stewart • 14	Hansbrough • 10
12/02/2006	Texas A&M-Corpus Christi	Gordon • 24	Hansbrough • 23	Reg. Delk • 14	Stewart • 11	Goodridge • 10
12/09/2006	South Alabama • USA	Reg. Delk • 14	Gordon • 14	Rich. Delk • 10	Rhodes • 10	Stewart • 10
01/20/2007	Auburn [SEC]	Stewart • 22	Reg. Delk • 20	Rhodes • 13	Slater • 13	Gordon • 11
02/10/2007	at Auburn [SEC]	Rhodes • 25	Gordon • 19	Stewart • 12	Hansbrough • 11	Slater • 10
02/14/2007	Arkansas [SEC]	Rhodes • 19	Gordon • 18	Reg. Delk • 11	Slater • 10	Stewart • 10
03/04/2007	Alabama [SEC]	Rhodes • 18	Reg. Delk • 16	Hansbrough • 13	Gordon • 11	Slater/Varnado • 10
03/17/2007	vs. Bradley [NIT]	Gordon • 20	Rhodes • 17	Reg. Delk • 15	Slater • 13	Stewart • 13
03/20/2007	vs. Florida State [NIT]	Gordon • 16	Rhodes • 14	Slater • 13	Hansbrough • 12	Stewart/Varnado • 10

2007-08 - 2

DATE	OPPONENT	PLAYER • PTS	PLAYER • PTS	PLAYER • PTS	PLAYER • PTS	PLAYER • PTS
01/26/2008	[17] Ole Miss [SEC]	Rhodes • 26	Gordon • 13	Benock • 12	Stewart • 12	Varnado • 12
02/27/2008	Auburn [SEC]	Rhodes • 30	Gordon • 20	Varnado • 14	Hansbrough • 11	Stewart • 11

2008-09 - 1

DATE	OPPONENT	PLAYER • PTS	PLAYER • PTS	PLAYER • PTS	PLAYER • PTS	PLAYER • PTS
02/21/2009	at Alabama [SEC]	Stewart • 20	Bost • 17	Varnado • 16	Johnson • 14	Turner • 10

2009-10 - 6

DATE	OPPONENT	PLAYER • PTS	PLAYER • PTS	PLAYER • PTS	PLAYER • PTS	PLAYER • PTS
11/19/2009	Southeastern Louisiana	Varnado • 20	Johnson • 17	Stewart • 13	Bost • 10	Turner • 10
12/05/2009	St. Bonaventure	Johnson • 18	Augustus • 17	Bost • 17	Varnado • 14	Stewart • 13
12/10/2009	vs. DePaul	Johnson • 14	Osby • 13	Stewart • 12	Varnado • 12	Augustus • 11
02/13/2010	Auburn [SEC]	Bost • 32	Stewart • 12	Osby • 11	Turner • 10	Varnado • 10
02/27/2010	at South Carolina [SEC]	Varnado • 19	Stewart • 18	Johnson • 15	Augustus • 13	Bost • 11
03/12/2010	vs. Florida [SEC-T]	Stewart • 17	Varnado • 15	Johnson • 12	Augustus • 10	Bost • 10

2010-11 - 2

DATE	OPPONENT	PLAYER • PTS	PLAYER • PTS	PLAYER • PTS	PLAYER • PTS	PLAYER • PTS
11/26/2010	Troy	Johnson • 33	Bryant • 15	Benock • 12	Augustus • 11	Steele • 10
02/15/2011	at [15] Kentucky [SEC]	Johnson • 21	Steele • 17	Bost • 16	Sidney • 11	Augustus • 10

2011-12 - 2

DATE	OPPONENT	PLAYER • PTS	PLAYER • PTS	PLAYER • PTS	PLAYER • PTS	PLAYER • PTS
12/10/2011	Troy	Bost • 28	Moultrie • 20	Sidney • 18	Steele • 15	Hood • 12
02/04/2012	Auburn [SEC]	Moultrie • 21	Sidney • 17	Bost • 15	Steele • 13	Hood • 11

2012-13 - 3

DATE	OPPONENT	PLAYER • PTS	PLAYER • PTS	PLAYER • PTS	PLAYER • PTS	PLAYER • PTS
12/22/2012	vs. Central Arkansas • UCA	Ware • 25	Bloodman • 12	Borchert • 11	Cunningham • 10	Sword • 10
01/03/2013	New Orleans	Borchert • 17	Steele • 16	Thomas • 16	Johnson • 14	Ware • 10
02/02/2013	LSU [SEC]	Ware • 14	Bloodman • 12	Sword • 11	Borchert • 10	Johnson • 10

2013-14 - 3

DATE	OPPONENT	PLAYER • PTS	PLAYER • PTS	PLAYER • PTS	PLAYER • PTS	PLAYER • PTS
11/14/2013	Kennesaw State	Thomas • 17	Borchert • 15	Sword • 13	Bloodman • 11	Johnson • 10
12/19/2013	Florida Gulf Coast • FGCU	Sword • 17	Ready • 12	Johnson • 10	Thomas • 10	Ware • 10
12/22/2013	vs. South Florida • USF	Thomas • 14	Borchert • 11	Johnson • 10	Sword • 10	Ware • 10

2014-15 - 1

DATE	OPPONENT	PLAYER • PTS	PLAYER • PTS	PLAYER • PTS	PLAYER • PTS	PLAYER • PTS
11/17/2014	Mississippi Valley State	Johnson • 20	Ware • 19	Thomas • 17	Bloodman • 11	Daniels • 10

2015-16 - 2

DATE	OPPONENT	PLAYER • PTS	PLAYER • PTS	PLAYER • PTS	PLAYER • PTS	PLAYER • PTS
11/13/2015	Eastern Washington	Ware • 26	Ready • 25	Daniels • 16	Q. Weatherspoon • 12	Thomas • 10
02/06/2016	at LSU [SEC]	Ware • 14	Newman • 12	Sword • 12	Q. Weatherspoon • 12	Thomas • 10

2016-17 - 3

DATE	OPPONENT	PLAYER • PTS	PLAYER • PTS	PLAYER • PTS	PLAYER • PTS	PLAYER • PTS
11/18/2016	vs. Boise State	Q. Weatherspoon • 25	Carter • 15	Ready • 13	Holman • 12	Kegler • 12
11/25/2016	Lehigh	Ready • 20	Carter • 16	Kegler • 12	Peters • 11	Holman • 10
01/07/2017	at LSU [SEC]	Holman • 17	Peters • 15	Q. Weatherspoon • 14	Ready • 13	Kegler • 11

2017-18 - 7

DATE	OPPONENT	PLAYER • PTS	PLAYER • PTS	PLAYER • PTS	PLAYER • PTS	PLAYER • PTS
11/10/2017	Alabama State	Holman • 18	Q. Weatherspoon • 17	Wright • 12	N. Weatherspoon • 11	Carter/Datcher • 11
11/18/2017	Florida A&M • FAMU	Ado • 12	Peters • 12	N. Weatherspoon • 12	Q. Weatherspoon • 12	Carter • 10
12/30/2017	North Florida • UNF	Holman • 23	Q. Weatherspoon • 18	Stapleton • 16	Carter • 11	N. Weatherspoon • 11
01/13/2018	[22] Auburn [SEC]	Q. Weatherspoon • 14	Holman • 11	Ado • 10	Peters • 10	N. Weatherspoon • 10
02/10/2018	at Missouri [SEC]	Peters • 22	N. Weatherspoon • 15	Holman • 14	Q. Weatherspoon • 13	Ado • 11
02/14/2018	at Vanderbilt [SEC]	Stapleton • 18	Ado • 15	Carter • 12	Holman • 11	N. Weatherspoon • 10
02/20/2018	at Texas A&M [SEC]	Ado • 19	Q. Weatherspoon • 17	Peters • 15	Holman • 13	Carter • 10

2018-19 - 5

DATE	OPPONENT	PLAYER • PTS	PLAYER • PTS	PLAYER • PTS	PLAYER • PTS	PLAYER • PTS
11/09/2018	Austin Peay	Q. Weatherspoon • 21	N. Weatherspoon • 19	Carter • 12	Ado • 11	Holman • 10
11/26/2018	Alcorn State	Peters • 17	N. Weatherspoon • 17	Perry • 16	Q. Weatherspoon • 14	Carter • 10
12/19/2018	Wofford	Holman • 19	Peters • 19	Q. Weatherspoon • 18	Perry • 12	N. Weatherspoon • 12
12/29/2018	Brigham Young • BYU	Holman • 28	Q. Weatherspoon • 27	Carter • 16	Perry • 11	N. Weatherspoon • 11
01/08/2019	at South Carolina [SEC]	Holman • 20	N. Weatherspoon • 18	Peters • 15	Q. Weatherspoon • 15	Ado • 12

2019-20 - 1

DATE	OPPONENT	PLAYER • PTS	PLAYER • PTS	PLAYER • PTS	PLAYER • PTS	PLAYER • PTS
12/30/2019	Kent State	Perry • 26	Molinar • 16	Stewart Jr. • 12	Woodard II • 11	N. Weatherspoon • 10

**MSU STARTING FIVE WITH 10+ PTS • GAME • SINCE 1986-87****1987-88 - 1**

DATE	OPPONENT	PLAYER • PTS	PLAYER • PTS	PLAYER • PTS	PLAYER • PTS	PLAYER • PTS
11/28/1987	Christian Brothers	Lockhart • 19	Chan. Nicholls • 17	Boykin • 14	Carter • 10	Merritt • 10

1989-90 - 1

DATE	OPPONENT	PLAYER • PTS	PLAYER • PTS	PLAYER • PTS	PLAYER • PTS	PLAYER • PTS
01/31/1990	Kentucky [SEC]	Carter • 22	Hartsfield • 22	Smith • 15	Merritt • 11	Burns • 10

1990-91 - 2

DATE	OPPONENT	PLAYER • PTS	PLAYER • PTS	PLAYER • PTS	PLAYER • PTS	PLAYER • PTS
11/26/1990	Tennessee Tech	Burns • 21	Hartsfield • 15	Merritt • 15	Carter • 14	Watts • 14
12/27/1990	vs. [6] Ohio State	Carter • 16	Merritt • 16	Burns • 15	Watts • 13	Hartsfield • 10

1995-96 - 5

DATE	OPPONENT	PLAYER • PTS	PLAYER • PTS	PLAYER • PTS	PLAYER • PTS	PLAYER • PTS
11/25/1995	Southeastern Louisiana	Dampier • 22	Bullard • 20	Jones • 17	Walters • 15	D. Wilson • 15
12/05/1995	Troy	D. Wilson • 26	Jones • 21	Bullard • 20	Dampier • 14	Walters • 11
01/03/1996	at LSU [SEC]	D. Wilson • 20	Dampier • 13	Bullard • 12	Jones • 12	Walters • 11
01/24/1996	at South Carolina [SEC]	Bullard • 19	D. Wilson • 14	Dampier • 12	Jones • 12	Walters • 10
03/30/1996	vs. [15] Syracuse [NCAA-T]	D. Wilson • 20	Jones • 16	Dampier • 12	Bullard • 11	Walters • 10

1996-97 - 1

DATE	OPPONENT	PLAYER • PTS	PLAYER • PTS	PLAYER • PTS	PLAYER • PTS	PLAYER • PTS
01/15/1997	[20] Ole Miss [SEC]	Hyche • 20	Moore • 14	Hughes • 13	Webster • 13	Washington • 12

1999-2000 - 1

DATE	OPPONENT	PLAYER • PTS	PLAYER • PTS	PLAYER • PTS	PLAYER • PTS	PLAYER • PTS
12/07/1999	South Carolina State	Hamilton • 17	R. Jackson • 16	Myles • 16	A. Jackson • 13	Patterson • 11

2002-03 - 1

DATE	OPPONENT	PLAYER • PTS	PLAYER • PTS	PLAYER • PTS	PLAYER • PTS	PLAYER • PTS
02/05/2003	Vanderbilt [SEC]	Austin • 14	Bowers • 14	Harper • 13	Zimmerman • 13	Ignerski • 11

2003-04 - 2

DATE	OPPONENT	PLAYER • PTS	PLAYER • PTS	PLAYER • PTS	PLAYER • PTS	PLAYER • PTS
02/11/2004	at South Carolina [SEC]	Roberts • 20	Frazier • 15	Power • 14	Bowers • 13	Vincent • 13
03/21/2004	vs. Xavier • Ohio [NCAA-T]	Power • 16	Bowers • 15	Frazier • 12	Roberts • 11	Vincent • 11

2007-08 - 1

DATE	OPPONENT	PLAYER • PTS	PLAYER • PTS	PLAYER • PTS	PLAYER • PTS	PLAYER • PTS
02/27/2008	Auburn [SEC]	Rhodes • 30	Gordon • 20	Varnado • 14	Hansbrough • 11	Stewart • 11

2008-09 - 1

DATE	OPPONENT	PLAYER • PTS	PLAYER • PTS	PLAYER • PTS	PLAYER • PTS	PLAYER • PTS
02/21/2009	at Alabama [SEC]	Stewart • 20	Bost • 17	Varnado • 16	Johnson • 14	Turner • 10

2009-10 - 4

DATE	OPPONENT	PLAYER • PTS	PLAYER • PTS	PLAYER • PTS	PLAYER • PTS	PLAYER • PTS
11/19/2009	Southeastern Louisiana	Varnado • 20	Johnson • 17	Stewart • 13	Bost • 10	Turner • 10
12/05/2009	St. Bonaventure	Johnson • 18	Augustus • 17	Bost • 17	Varnado • 14	Stewart • 13
02/27/2010	at South Carolina [SEC]	Varnado • 19	Stewart • 18	Johnson • 15	Augustus • 13	Bost • 11
03/12/2010	vs. Florida [SEC-T]	Stewart • 17	Varnado • 15	Johnson • 12	Augustus • 10	Bost • 10

2011-12 - 1

DATE	OPPONENT	PLAYER • PTS	PLAYER • PTS	PLAYER • PTS	PLAYER • PTS	PLAYER • PTS
12/10/2011	Troy	Bost • 28	Moultrie • 20	Sidney • 18	Steele • 15	Hood • 12

2014-15 - 1

DATE	OPPONENT	PLAYER • PTS	PLAYER • PTS	PLAYER • PTS	PLAYER • PTS	PLAYER • PTS
11/17/2014	Mississippi Valley State	Johnson • 20	Ware • 19	Thomas • 17	Bloodman • 11	Daniels • 10

**2016-17 - 2**

DATE	OPPONENT	PLAYER • PTS	PLAYER • PTS	PLAYER • PTS	PLAYER • PTS	PLAYER • PTS
11/18/2016	vs. Boise State	Q. Weatherspoon • 25	Carter • 15	Ready • 13	Holman • 12	Kegler • 12
11/25/2016	Lehigh	Ready • 20	Carter • 16	Kegler • 12	Peters • 11	Holman • 10

2017-18 - 1

DATE	OPPONENT	PLAYER • PTS	PLAYER • PTS	PLAYER • PTS	PLAYER • PTS	PLAYER • PTS
02/10/2018	at Missouri [SEC]	Peters • 22	N. Weatherspoon • 15	Holman • 14	Q. Weatherspoon • 13	Ado • 11

2018-19 - 1

DATE	OPPONENT	PLAYER • PTS	PLAYER • PTS	PLAYER • PTS	PLAYER • PTS	PLAYER • PTS
01/08/2019	at South Carolina [SEC]	Holman • 20	N. Weatherspoon • 18	Peters • 15	Q. Weatherspoon • 15	Ado • 12

SIX MSU PLAYERS WITH 10+ PTS • GAME**1987-88 - 1**

DATE	OPPONENT	PLAYER • PTS	PLAYER • PTS	PLAYER • PTS	PLAYER • PTS	PLAYER • PTS
11/28/1987	Christian Brothers	Lockhart • 19	Chan. Nicholls • 17	Boykin • 14	Carl Nicholls • 12	Carter/Merritt • 10

1988-89 - 1

DATE	OPPONENT	PLAYER • PTS	PLAYER • PTS	PLAYER • PTS	PLAYER • PTS	PLAYER • PTS
12/01/1988	Southeastern Louisiana	Carl Nicholls • 21	Courtney • 19	Burns • 17	Merritt • 15	Carter/Clark • 10

1990-91 - 1

DATE	OPPONENT	PLAYER • PTS	PLAYER • PTS	PLAYER • PTS	PLAYER • PTS	PLAYER • PTS
11/26/1990	Tennessee Tech	Burns • 21	Hartsfield • 15	Merritt • 15	Carter/Smith • 14	Watts • 14

1993-94 - 1

DATE	OPPONENT	PLAYER • PTS	PLAYER • PTS	PLAYER • PTS	PLAYER • PTS	PLAYER • PTS
11/30/1993	Troy	B. Wilson • 16	Grant/Price • 13	Thomas/D. Wilson • 13	Dampier • 10	Walters • 10

1994-95 - 1

DATE	OPPONENT	PLAYER • PTS	PLAYER • PTS	PLAYER • PTS	PLAYER • PTS	PLAYER • PTS
11/28/1994	Southeastern Louisiana	Dampier • 16	D. Wilson • 16	Grant • 15	Bullard/Thomas • 11	B. Wilson • 10

1995-96 - 2

DATE	OPPONENT	PLAYER • PTS	PLAYER • PTS	PLAYER • PTS	PLAYER • PTS	PLAYER • PTS
11/25/1995	Southeastern Louisiana	Dampier • 22	Bullard • 20	Jones • 17	D. Wilson/Walters • 15	Hyche • 10
12/05/1995	Troy	D. Wilson • 26	Jones • 21	Bullard • 20	Dampier • 14/Walters • 11	Hyche • 10

1996-97 - 2

DATE	OPPONENT	PLAYER • PTS	PLAYER • PTS	PLAYER • PTS	PLAYER • PTS	PLAYER • PTS
12/17/1997	Texas Southern	Washington • 24	Webster • 19	Jones • 13	Hyche • 12	Smith • 11/Moore • 10
12/19/1996	Old Dominion • ODU	Hyche • 21	Hughes • 14	Jones • 13	Billups • 10	Webster/Washington • 10

1998-99 - 1

DATE	OPPONENT	PLAYER • PTS	PLAYER • PTS	PLAYER • PTS	PLAYER • PTS	PLAYER • PTS
11/17/1998	vs. Arkansas-Pine Bluff	Hyche • 20	R. Jackson • 16	Gholar • 14	Roberts • 13	Billups • 12/Hamilton • 10

2001-02 - 1

DATE	OPPONENT	PLAYER • PTS	PLAYER • PTS	PLAYER • PTS	PLAYER • PTS	PLAYER • PTS
12/15/2001	vs. Louisiana-Monroe • ULM	Bowers/Frazier • 13	Gholar • 13	Smith • 12	Patterson • 11	Gardner/Zimmerman • 10

2002-03 - 1

DATE	OPPONENT	PLAYER • PTS	PLAYER • PTS	PLAYER • PTS	PLAYER • PTS	PLAYER • PTS
12/02/2002	Alabama A&M	Bowers • 19	Campbell • 16	Harper • 15	Ignerski • 13	Zimmerman • 11/Frazier • 10

2005-06 - 1

DATE	OPPONENT	PLAYER • PTS	PLAYER • PTS	PLAYER • PTS	PLAYER • PTS	PLAYER • PTS
12/15/2005	vs. Jacksonville State	Rhodes • 24	Morgan • 15	Reg. Delk • 12	Goodridge/Stelmach • 11	Slater • 10

**2006-07 - 2**

DATE	OPPONENT	PLAYER • PTS	PLAYER • PTS	PLAYER • PTS	PLAYER • PTS	PLAYER • PTS
03/04/2007	Alabama [SEC]	Rhodes • 18	Reg. Delk • 16	Hansbrough • 13	Gordon • 11	Slater/Varnado • 10
03/20/2007	vs. Florida State [NIT]	Gordon • 16	Rhodes • 14	Slater • 13	Hansbrough • 12	Stewart/Varnado • 10

2017-18 - 1

DATE	OPPONENT	PLAYER • PTS	PLAYER • PTS	PLAYER • PTS	PLAYER • PTS	PLAYER • PTS
11/10/2017	Alabama State	Holman • 18	Q. Weatherspoon • 17	Wright • 12	N. Weatherspoon • 11	Carter/Datcher • 11

SEVEN MSU PLAYERS WITH 10+ PTS • GAME**1993-94 - 1**

DATE	OPPONENT	PLAYER • PTS	PLAYER • PTS	PLAYER • PTS	PLAYER • PTS	PLAYER • PTS
11/30/1993	Troy	B. Wilson • 16	Grant/Price • 13	Thomas/D. Wilson • 13	Dampier • 10	Walters • 10

2001-02 - 1

DATE	OPPONENT	PLAYER • PTS	PLAYER • PTS	PLAYER • PTS	PLAYER • PTS	PLAYER • PTS
12/15/2001	vs. Louisiana-Monroe • ULM	Bowers/Frazier • 13	Gholar • 13	Smith • 12	Patterson • 11	Gardner/Zimmerman • 10



DOUBLE-DOUBLE • SEASON

SEASON	PLAYER	CLASS	PPG • RPG
1953-54	Jack Houston	Jr.	11.5 • 11.8
1954-55	Jack Houston	Sr.	11.7 • 11.7
1955-56	Wayne Lemon	Jr.	10.3 • 11.0
1956-57	Bailey Howell	So.	25.9 • 19.7
1957-58	Bailey Howell	Jr.	27.8 • 16.2
1958-59	Bailey Howell	Sr.	27.5 • 15.2
1959-60	Jerry Graves	Jr.	18.6 • 10.4
1960-61	Jerry Graves	Sr.	21.3 • 10.3
1965-66	Dave Williams	So.	19.7 • 10.2
1967-68	Dave Williams	Sr.	12.9 • 10.3
1971-72	Terry Kusnierz	So.	11.4 • 12.0
1976-77	Rickey Brown	Fr.	19.3 • 10.8
1978-79	Wiley Peck	Sr.	14.5 • 11.3
1979-80	Rickey Brown	Sr.	20.5 • 14.4
2003-04	Lawrence Roberts	Jr.	16.9 • 10.1
2004-05	Lawrence Roberts	Sr.	16.9 • 11.0
2009-10	Jarvis Varnado	Sr.	13.8 • 10.3
2011-12	Arnett Moultrie	Jr.	16.4 • 10.5
2019-20	Reggie Perry	So.	17.4 • 10.1

500+ PTS/300+ REB • SEASON

SEASON	PLAYER	CLASS	PTS • REB
1956-57	Bailey Howell	So.	647 • 492
1957-58	Bailey Howell	Jr.	695 • 406
1958-59	Bailey Howell	Sr.	688 • 379
1979-80	Rickey Brown	Sr.	553 • 389
2003-04	Lawrence Roberts	Jr.	506 • 303
2004-05	Lawrence Roberts	Sr.	542 • 351
2019-20	Reggie Perry	So.	538 • 312

400+ PTS/100+ REB/100+ ASST • SEASON

SEASON	PLAYER	CLASS	PTS • REB • ASST
2005-06	Jamont Gordon	Fr.	413 • 203 • 129
2006-07	Jamont Gordon	So.	561 • 250 • 187
2007-08	Jamont Gordon	Jr.	584 • 224 • 168
2009-10	Dee Bost	So.	468 • 158 • 188
2011-12	Dee Bost	Sr.	520 • 110 • 183
2017-18	Quindnday Weatherspoon	Jr.	534 • 222 • 123

400+ PTS/300+ REB/100+ BLK • SEASON

SEASON	PLAYER	CLASS	PTS • REB • BLK
1995-96	Erick Dampier	Jr.	494 • 317 • 106
2008-09	Jarvis Varnado	Jr.	464 • 317 • 170
2009-10	Jarvis Varnado	Sr.	496 • 369 • 170

10.0+ PPG/5.0+ APG • SEASON

SEASON	PLAYER	CLASS	PPG • APG
1969-70	Jack Bouldin	So.	15.4 • 5.0
1989-90	Doug Hartsfield	Jr.	11.5 • 5.3
1991-92	Chuck Evans	Jr.	12.2 • 7.8
1992-93	Chuck Evans	Sr.	13.4 • 8.1
1995-96	Marcus Bullard	Jr.	12.1 • 5.2
1997-98	Detrick White	Jr.	12.2 • 5.5
1998-99	Detrick White	Sr.	11.1 • 5.6
2006-07	Jamont Gordon	So.	16.0 • 5.3
2009-10	Dee Bost	So.	13.0 • 5.2
2011-12	Dee Bost	Sr.	15.8 • 5.6
2018-19	Lamar Peters	Jr.	11.9 • 5.2

DOUBLE-DOUBLE • CAREER

SEASONS	PLAYER	PPG • RPG
1957-58-59	Bailey Howell	27.1 • 17.0
1966-67-68	Dave Williams	16.0 • 10.2
1977-78-79-80	Rickey Brown	17.2 • 10.2
2004-05	Lawrence Roberts	16.9 • 10.5

20+ PPG • THREE TIMES • CAREER

SEASONS	PLAYER	PPG • SO • JR • SR
1955-56-57	Jim Ashmore	22.3 • 22.3 • 28.3
1956-57-58	Bailey Howell	25.9 • 27.8 • 27.5

10+ PPG • FOUR TIMES • CAREER

SEASONS	PLAYER	PPG • FR • SO • JR • SR
1976-77-78-79	Ray White	18.3 • 16.2 • 14.5 • 17.1
1977-78-79-80	Rickey Brown	19.3 • 13.4 • 15.4 • 20.5
1980-81-82-83	Jeff Malone	11.9 • 20.1 • 18.6 • 26.8
2009-10-11-12	Dee Bost	10.9 • 13.0 • 15.3 • 15.8
2013-14-15-16	Craig Sword	10.5 • 13.7 • 11.3 • 13.0
2016-17-18-19	Quindnday Weatherspoon	12.0 • 16.5 • 14.4 • 18.5

300+ PTS • FOUR SEASONS • CAREER

SEASONS	PLAYER	PTS • FR • SO • JR • SR
1976-77-78-79	Ray White	475 • 406 • 378 • 393
1977-78-79-80	Rickey Brown	520 • 349 • 416 • 553
1980-81-82-83	Jeff Malone	320 • 543 • 502 • 777
2007-08-09-10	Barry Stewart	342 • 391 • 445 • 424
2013-14-15-16	Craig Sword	335 • 437 • 317 • 403
2016-17-18-19	Quindnday Weatherspoon	371 • 478 • 534 • 629

500+ PTS • MULTIPLE • CAREER

SEASONS	PLAYER	PTS • FR • SO • JR • SR
1955-56-57	Jim Ashmore	--- • 513 • 536 • 708
1957-58-59	Bailey Howell	647 • 695 • 688
1977-78-79-80	Rickey Brown	520 • --- • --- • 553
1980-81-82-83	Jeff Malone	--- • 543 • 502 • 777
1994-95-96	Darryl Wilson	--- • 535 • 613
2004-05	Lawrence Roberts	506 • 542
2006-07-08	Jamont Gordon	--- • 561 • 584 • ---
2016-17-18-19	Quindnday Weatherspoon	--- • --- • 534 • 629

1500+ PTS/500+ REB • CAREER

SEASONS	PLAYER	PTS • REB
1957-58-59	Bailey Howell	2030 • 1277
1973-74-75	Jerry Jenkins	1503 • 543
1976-77-78-79	Ray White	1652 • 543
1977-78-79-80	Rickey Brown	1838 • 1092
2006-07-08	Jamont Gordon	1558 • 677
2007-08-09-10	Barry Stewart	1602 • 532
2016-17-18-19	Quindnday Weatherspoon	2012 • 516

1500+ PTS/500+ REB/300+ ASST/100+ STL • CAREER

SEASONS	PLAYER	PTS • REB • ASST • STL
1976-77-78-79	Ray White	1652 • 543 • 314 • 217
2006-07-08	Jamont Gordon	1558 • 677 • 484 • 118
2016-17-18-19	Quindnday Weatherspoon	2012 • 516 • 315 • 201

10.0+ PPG/5.0+ APG • CAREER

SEASONS	PLAYER	PPG • APG
1992-93	Chuck Evans	12.8 • 8.0
1997-98	Detrick White	11.6 • 5.6
2009-10-11-12	Dee Bost	13.4 • 5.2

**TRIPLE-DOUBLES****LAWRENCE ROBERTS • 1****2004-05 • SENIOR**

DATE	OPPONENT	PTS • REB • ASST
11/21/2004	Nicholls State	18 • 11 • 12

JAMONT GORDON • 1**2006-07 • SOPHOMORE**

DATE	OPPONENT	PTS • REB • ASST
02/21/2007	[17] Vanderbilt [SEC]	15 • 12 • 10

JARVIS VARNADO • 2**2007-08 • SOPHOMORE • 1**

DATE	OPPONENT	PTS • REB • BLK
01/15/2008	Kentucky [SEC]	10 • 12 • 10

2009-10 • SENIOR • 1

DATE	OPPONENT	PTS • REB • BLK
01/14/2010	Arkansas [SEC]	17 • 12 • 10

40+ PTS • 20+ REB**BAILEY HOWELL • 1****1958-59 • SENIOR**

DATE	OPPONENT	PTS • REB
02/14/1959	at Florida [SEC]	43 • 20

40+ PTS • 10+ REB**BAILEY HOWELL****1958-59 • SENIOR**

DATE	OPPONENT	PTS • REB
12/04/1958	Union	47 • 17
02/14/1959	at Florida [SEC]	43 • 20

RICKEY BROWN • 1**1976-77 • FRESHMAN**

DATE	OPPONENT	PTS • REB
03/07/1977	Auburn [SEC]	40 • 12

30+ PTS • 20+ REB**BAILEY HOWELL • 8****1956-57 • SOPHOMORE • 3**

DATE	OPPONENT	PTS • REB
12/05/1956	Memphis	31 • 31
02/11/1957	[3] Kentucky [SEC]	37 • 20
02/15/1957	at Tampa	35 • 25

1957-58 • JUNIOR • 2

DATE	OPPONENT	PTS • REB
12/07/1957	Rhodes College	39 • 31
01/27/1958	Southeastern Louisiana	35 • 25

1958-59 • SENIOR • 3

DATE	OPPONENT	PTS • REB
01/24/1959	Murray State	35 • 21
02/14/1959	at Florida [SEC]	43 • 20
02/23/1959	at Tulane [SEC]	32 • 24

30+ PTS • 10+ REB**BAILEY HOWELL • 17****1956-57 • SOPHOMORE • 3**

DATE	OPPONENT	PTS • REB
12/05/1956	Memphis	31 • 31
02/11/1957	[3] Kentucky [SEC]	37 • 20
02/15/1957	at Tampa	35 • 25

1957-58 • JUNIOR • 4

DATE	OPPONENT	PTS • REB
12/07/1957	Rhodes College	39 • 31
12/19/1957	Murray State	39 • 19
01/27/1958	Southeastern Louisiana	35 • 25
02/27/1958	Ole Miss [SEC]	34 • 11

1958-59 • SENIOR • 11

DATE	OPPONENT	PTS • REB
12/04/1958	Union	47 • 17
12/06/1958	at Rhodes College	33 • 17
12/15/1958	Arkansas State	38 • 14
12/19/1958	Morehead State	31 • 11
01/10/1959	Georgia Tech [SEC]	31 • 15
01/17/1959	Ole Miss [SEC]	34 • 19
01/24/1959	Murray State	35 • 21
01/31/1959	LSU [SEC]	30 • 17
02/14/1959	at Florida [SEC]	43 • 20
02/16/1959	at Georgia [SEC]	33 • 15
02/23/1959	at Tulane [SEC]	32 • 24

LARRY FRY • 1**1972-73 • SOPHOMORE**

DATE	OPPONENT	PTS • REB
02/19/1973	Auburn [SEC]	30 • 11

JERRY JENKINS • 1**1974-75 • SENIOR**

DATE	OPPONENT	PTS • REB
12/06/1974	vs. Connecticut	30 • 12

RICKEY BROWN • 5**1976-77 • FRESHMAN • 2**

DATE	OPPONENT	PTS • REB
12/02/1976	Southern Miss	32 • 17
03/07/1977	Auburn [SEC]	40 • 12

1979-80 • SENIOR • 3

DATE	OPPONENT	PTS • REB
01/02/1980	Alabama [SEC]	30 • 19
02/09/1980	Auburn [SEC]	30 • 16
02/20/1980	at [3] Kentucky [SEC]	35 • 14

DARRYL WILSON • 1**1994-95 • JUNIOR**

DATE	OPPONENT	PTS • REB
02/10/1996	at Oklahoma	32 • 11

MARIO AUSTIN • 1**2001-02 • SOPHOMORE**

DATE	OPPONENT	PTS • REB
02/27/2002	Arkansas [SEC]	30 • 13

20+ PTS • 20+ REB**BAILEY HOWELL • 15****1956-57 • SOPHOMORE • 10**

DATE	OPPONENT	PTS • REB
12/05/1956	Memphis	31 • 31
12/15/1956	Mississippi College	22 • 22
12/17/1956	Arkansas State	22 • 22
01/12/1957	Georgia Tech [SEC]	26 • 26
02/01/1957	LSU [SEC]	29 • 34
02/02/1957	[14] Tulane [SEC]	26 • 22
02/09/1957	Tennessee [SEC]	21 • 20
02/11/1957	[3] Kentucky [SEC]	37 • 20
02/15/1957	at Tampa	35 • 25
02/28/1957	at Ole Miss [SEC]	28 • 24

1957-58 • JUNIOR • 2

DATE	OPPONENT	PTS • REB
12/07/1957	Rhodes College	39 • 31
01/27/1958	Southeastern Louisiana	35 • 25

1958-59 • SENIOR • 3

DATE	OPPONENT	PTS • REB
01/24/1959	Murray State	35 • 21
02/14/1959	at Florida [SEC]	43 • 20
02/23/1959	at Tulane [SEC]	32 • 24

LARRY FRY • 1**1974-75 • SENIOR**

DATE	OPPONENT	PTS • REB
01/13/1975	at LSU [SEC]	29 • 23

WILEY PECK • 1**1978-79 • SENIOR**

DATE	OPPONENT	PTS • REB
12/07/1978	at Memphis	22 • 24

RICKEY BROWN • 2**1979-80 • SENIOR**

DATE	OPPONENT	PTS • REB
12/06/1979	Vanderbilt [SEC]	20 • 23
12/15/1979	at Florida [SEC]	21 • 21

LAWRENCE ROBERTS • 1**2004-05 • SENIOR**

DATE	OPPONENT	PTS • REB
12/22/2004	vs. Jacksonville State	22 • 20

20+ PTS • 10+ ASST**RICH KNARR****1972-73 • FRESHMAN**

DATE	OPPONENT	PTS • ASST
01/02/1973	vs. Michigan State	20 • 11

CHUCK EVANS • 2**1992-93 • SENIOR**

DATE	OPPONENT	PTS • ASST
01/03/1993	Auburn [SEC]	24 • 10
01/27/1993	[16] Arkansas [SEC]	21 • 14

JAMONT GORDON**2006-07 • SOPHOMORE**

DATE	OPPONENT	PTS • ASST
03/17/2007	Bradley [NIT]	20 • 10

DEE BOST**2011-12 • SENIOR**

DATE	OPPONENT	PTS • ASST
03/13/2012	Massachusetts • UMass [NIT]	20 • 13

20+ PTS • 10+ REB • 5+ ASST GMS**RAY WHITE • 3****1976-77 • SOPHOMORE • 1**

DATE	OPPONENT	PTS • REB • ASST
11/29/1976	New Orleans	25 • 11 • 5

1978-79 • SENIOR • 2

DATE	OPPONENT	PTS • REB • ASST
12/04/1978	Southern Miss	23 • 10 • 5
01/11/1979	Ole Miss [SEC]	27 • 15 • 6

GARY HOOKER • 4**1975-76 • FRESHMAN • 1**

DATE	OPPONENT	PTS • REB • ASST
02/28/1976	Georgia [SEC]	22 • 16 • 7

1976-77 • SOPHOMORE • 2

DATE	OPPONENT	PTS • REB • ASST
11/29/1976	New Orleans	21 • 19 • 6
02/19/1977	Georgia [SEC]	24 • 11 • 6

1977-78 • JUNIOR • 1

DATE	OPPONENT	PTS • REB • ASST
02/27/1978	Auburn [SEC]	20 • 11 • 7

JAMONT GORDON • 3**2006-07 • SOPHOMORE • 1**

DATE	OPPONENT	PTS • REB • ASST
01/07/2007	at [19] Tennessee [SEC]	25 • 11 • 9

2007-08 • JUNIOR • 2

DATE	OPPONENT	PTS • REB • ASST
02/09/2008	at Auburn [SEC]	24 • 13 • 8
03/23/2008	vs. [2] Memphis [NCAA-T]	21 • 11 • 5

BARRY STEWART • 1**2008-09 • JUNIOR**

DATE	OPPONENT	PTS • REB • ASST
02/21/2009	at Alabama [SEC]	20 • 10 • 5

**ARNETT MOULTRIE - 1****2011-12 - JUNIOR**

DATE	OPPONENT	PTS • REB • ASST
12/10/2011	Troy	20 • 12 • 5

QUINNDRY WEATHERSPOON - 1**2018-19 - SENIOR**

DATE	OPPONENT	PTS • REB • ASST
03/02/2019	at Auburn [SEC]	25 • 11 • 6

REGGIE PERRY - 2**2019-20 - SOPHOMORE**

DATE	OPPONENT	PTS • REB • ASST
01/18/2020	Georgia [SEC]	22 • 12 • 6
02/08/2020	Vanderbilt [SEC]	25 • 11 • 6

20+ PTS • 10+ REB • 5+ BLK GMS**RICKEY BROWN - 1****1976-77 - FRESHMAN**

DATE	OPPONENT	PTS • REB • BLK
12/28/1976	vs. [7] Wake Forest	29 • 14 • 7

ERICK DAMPIER - 2**1993-94 - FRESHMAN - 1**

DATE	OPPONENT	PTS • REB • BLK
12/07/1993	Alabama-Birmingham • UAB	25 • 19 • 5

1994-95 - SOPHOMORE - 1

DATE	OPPONENT	PTS • REB • BLK
03/19/1995	vs. [19 Utah [NCAA-T]	21 • 10 • 8

TYRONE WASHINGTON - 1**1998-99 - SENIOR**

DATE	OPPONENT	PTS • REB • BLK
12/02/1998	Jacksonville State	21 • 10 • 7

JARVIS VARNADO - 1**2009-10 - SENIOR**

DATE	OPPONENT	PTS • REB • BLK
11/13/2009	Rider	22 • 14 • 7

ARIC HOLMAN - 1**2018-19 - SENIOR**

DATE	OPPONENT	PTS • REB • BLK
01/08/2019	at South Carolina [SEC]	20 • 10 • 5

20+ PTS • 5+ BLK GMS**RICKEY BROWN - 1****1976-77 - FRESHMAN**

DATE	OPPONENT	PTS • BLK
12/28/1976	vs. [7] Wake Forest	29 • 7

ERICK DAMPIER - 4**1993-94 - FRESHMAN - 1**

DATE	OPPONENT	PTS • BLK
12/07/1993	Alabama-Birmingham • UAB	25 • 5

1994-95 - SOPHOMORE - 1

DATE	OPPONENT	PTS • BLK
03/19/1995	vs. [19 Utah [NCAA-T]	21 • 8

1995-96 - JUNIOR - 2

DATE	OPPONENT	PTS • BLK
12/02/1995	Brigham Young • BYU	25 • 8
02/04/1996	at [22] Auburn [SEC]	20 • 5

DONTAE JONES - 1**1995-96 - JUNIOR**

DATE	OPPONENT	PTS • BLK
03/09/1996	vs. Georgia [SEC-T]	20 • 5

TYRONE WASHINGTON - 1**1998-99 - SENIOR**

DATE	OPPONENT	PTS • BLK
12/02/1998	Jacksonville State	21 • 7

JARVIS VARNADO - 6**2008-09 - JUNIOR - 4**

DATE	OPPONENT	PTS • BLK
12/06/2008	Alabama State	22 • 8
12/13/2008	South Alabama • USA	21 • 6
12/22/2008	vs. Nicholls State	24 • 6
02/11/2009	LSU [SEC]	31 • 6

2009-10 - SENIOR - 2

DATE	OPPONENT	PTS • BLK
11/13/2009	Rider	22 • 7
11/19/2009	Southeastern Louisiana	20 • 8

ARIC HOLMAN - 1**2018-19 - SENIOR**

DATE	OPPONENT	PTS • BLK
01/08/2019	at South Carolina [SEC]	20 • 5

**20+ PTS • 10+ REB • 5+ STL GMS****GREG CARTER • 1****1989-90 • JUNIOR**

DATE	OPPONENT	PTS • REB • STL
01/31/1990	Kentucky [SEC]	22 • 11 • 5

20+ PTS • 5+ STL GMS**GARY HOOKER • 1****1975-76 • FRESHMAN**

DATE	OPPONENT	PTS • STL
12/06/1975	Louisiana-Lafayette	25 • 8

ROBERT WOODARD • 1**1986-87 • FRESHMAN**

DATE	OPPONENT	PTS • STL
12/29/1986	Idaho	20 • 5

GREG CARTER • 2**1989-90 • JUNIOR**

DATE	OPPONENT	PTS • STL
01/31/1990	Kentucky [SEC]	22 • 5

1990-91 • SENIOR

DATE	OPPONENT	PTS • STL
01/26/1991	at Auburn [SEC]	26 • 6

CHUCK EVANS • 2**1991-92 • JUNIOR**

DATE	OPPONENT	PTS • STL
02/12/1992	Tennessee [SEC]	21 • 6

1992-93 • SENIOR

DATE	OPPONENT	PTS • STL
01/23/1993	Alabama [SEC]	20 • 5

TONY WATTS • 1**1991-92 • SENIOR**

DATE	OPPONENT	PTS • STL
01/22/1992	at Austin Peay	27 • 5

ORIAN WATSON • 1**1992-93 • SENIOR**

DATE	OPPONENT	PTS • STL
02/23/1993	at Missouri-Kansas City • UMKC	31 • 6

DEE BOST • 1**2010-11 • JUNIOR**

DATE	OPPONENT	PTS • STL
01/22/2011	at Georgia [SEC]	20 • 5

FRED THOMAS • 1**2012-13 • SOPHOMORE**

DATE	OPPONENT	PTS • STL
03/13/2013	vs. South Carolina [SEC-T]	21 • 5

CRAIG SWORD • 1**2013-14 • SOPHOMORE**

DATE	OPPONENT	PTS • STL
12/05/2013	TCU	24 • 5

QUINNDARY WEATHERSPOON • 2**2018-19 • SENIOR**

DATE	OPPONENT	PTS • STL
11/11/2018	Hartford	22 • 6
02/16/2019	at Arkansas [SEC]	22 • 6

TYSON CARTER • 1**2019-20 • SENIOR**

DATE	OPPONENT	PTS • STL
11/05/2019	Florida International • FIU	23 • 6

20+ PTS • 10+ REB GMS**JERRY JENKINS • 10****1972-73 • SOPHOMORE • 4**

DATE	OPPONENT	PTS • REB
01/08/1973	Kentucky [SEC]	20 • 13
01/13/1973	Ole Miss [SEC]	22 • 11
02/19/1973	Auburn [SEC]	20 • 11
02/24/1973	Florida [SEC]	21 • 13

1973-74 • JUNIOR • 3

DATE	OPPONENT	PTS • REB
12/05/1973	Samford	22 • 12
01/14/1974	LSU [SEC]	26 • 10
02/23/1974	at Auburn [SEC]	25 • 11

1974-75 • SENIOR • 3

DATE	OPPONENT	PTS • REB
12/06/1974	vs. Connecticut	30 • 12
01/11/1975	[8] Alabama [SEC]	24 • 10
02/08/1975	at Vanderbilt [SEC]	27 • 10

LARRY FRY • 9**1972-73 • SOPHOMORE • 2**

DATE	OPPONENT	PTS • REB
02/19/1973	Auburn [SEC]	30 • 11
03/03/1973	Alabama [SEC]	21 • 10

1973-74 • JUNIOR • 2

DATE	OPPONENT	PTS • REB
12/05/1973	Samford	23 • 13
02/16/1974	at LSU [SEC]	22 • 10

1974-75 • SENIOR • 5

DATE	OPPONENT	PTS • REB
11/30/1974	Evansville	22 • 12
01/13/1975	at LSU [SEC]	29 • 23
02/03/1975	Florida [SEC]	21 • 15
02/17/1975	at Georgia [SEC]	22 • 12
03/01/1975	at Ole Miss [SEC]	24 • 10

TERRY KUSNIERZ • 2**1972-73 • JUNIOR • 2**

DATE	OPPONENT	PTS • REB
02/12/1973	at Kentucky [SEC]	21 • 14
03/10/1973	Vanderbilt [SEC]	24 • 15

**BILL SINGLETARY - 3****1973-74 • SENIOR - 3**

DATE	OPPONENT	PTS • REB
12/18/1973	at Georgia Tech	20 • 14
01/02/1974	Southern Illinois • Edwardsville	22 • 11
02/04/1974	at Florida [SEC]	24 • 11

GARY HOOKER - 5**1975-76 • FRESHMAN - 1**

DATE	OPPONENT	PTS • REB
02/28/1976	Georgia [SEC]	22 • 16

1976-77 • SOPHOMORE - 2

DATE	OPPONENT	PTS • REB
11/29/1976	New Orleans	21 • 19
02/19/1977	Georgia [SEC]	24 • 11

1977-78 • JUNIOR - 2

DATE	OPPONENT	PTS • REB
11/26/1977	Biscayne College	23 • 10
02/27/1978	Auburn [SEC]	20 • 11

RAY WHITE - 7**1975-76 • FRESHMAN - 1**

DATE	OPPONENT	PTS • REB
12/17/1975	at Evansville	20 • 10

1976-77 • SOPHOMORE - 2

DATE	OPPONENT	PTS • REB
11/29/1976	New Orleans	25 • 11
01/12/1977	LSU [SEC]	29 • 13

1977-78 • JUNIOR - 1

DATE	OPPONENT	PTS • REB
01/02/1978	LSU [SEC]	27 • 10

1978-79 • SENIOR - 3

DATE	OPPONENT	PTS • REB
12/04/1978	Southern Miss	23 • 10
12/29/1978	vs. [10] Louisville	24 • 12
01/11/1979	Ole Miss [SEC]	27 • 15

RICKEY BROWN - 28**1976-77 • FRESHMAN - 10**

DATE	OPPONENT	PTS • REB
12/01/1976	Troy	24 • 11
12/02/1976	Southern Miss	32 • 17
12/09/1976	Truman State	29 • 17
12/11/1976	Texas	21 • 16
12/28/1976	vs. [7] Wake Forest	29 • 14
01/22/1977	at Georgia [SEC]	20 • 12
02/05/1977	at Ole Miss [SEC]	24 • 17
02/07/1977	at LSU [SEC]	22 • 14
02/19/1977	Georgia [SEC]	28 • 14
03/07/1977	Auburn [SEC]	40 • 12

1978-79 • JUNIOR - 4

DATE	OPPONENT	PTS • REB
01/22/1979	at Auburn [SEC]	23 • 13
02/19/1979	Auburn [SEC]	21 • 12
02/22/1979	at Ole Miss [SEC]	22 • 11
03/08/1979	vs. Alcorn State [NIT]	20 • 11

1979-80 • SENIOR - 14

DATE	OPPONENT	PTS • REB
11/30/1979	vs. Cincinnati	26 • 15
12/01/1979	vs. Alcorn State	27 • 17
12/06/1979	Vanderbilt [SEC]	20 • 23
12/08/1979	Morehead State	27 • 16
12/15/1979	at Florida [SEC]	21 • 21
12/18/1979	at Iowa State	27 • 13
01/02/1980	Alabama [SEC]	30 • 19
01/09/1980	Georgia [SEC]	25 • 19
01/12/1980	at Auburn [SEC]	23 • 10
01/23/1980	[5] Kentucky [SEC]	22 • 14
01/26/1980	at Vanderbilt [SEC]	29 • 12
02/09/1980	Auburn [SEC]	30 • 16
02/16/1980	Ole Miss [SEC]	21 • 11
02/20/1980	at [3] Kentucky [SEC]	35 • 14

WILEY PECK - 8**1976-77 • SOPHOMORE - 1**

DATE	OPPONENT	PTS • REB
01/31/1977	[6] Kentucky [SEC]	21 • 13

1978-79 • SENIOR - 7

DATE	OPPONENT	PTS • REB
12/07/1978	at Memphis	22 • 24
12/28/1978	vs. Oral Roberts	20 • 16
02/05/1979	Tennessee [SEC]	25 • 12
02/12/1979	at Kentucky [SEC]	20 • 10
02/24/1979	at LSU [SEC]	21 • 10
02/28/1979	vs. Georgia [SEC T]	24 • 11
03/08/1979	Alcorn State [NIT]	22 • 12

RICK MOSS - 1**1977-78 • SENIOR - 1**

DATE	OPPONENT	PTS • REB
01/02/1978	LSU [SEC]	21 • 15

RAYMOND BROWN - 3**1984-85 • FRESHMAN - 1**

DATE	OPPONENT	PTS • REB
01/30/1985	at Florida [SEC]	20 • 10

1985-86 • SOPHOMORE - 2

DATE	OPPONENT	PTS • REB
11/30/1985	at Jackson State	21 • 14
03/06/1986	vs. Auburn [SEC-T]	22 • 10

CHAUNCEY ROBINSON - 1**1985-86 • SENIOR - 1**

DATE	OPPONENT	PTS • REB
01/18/1986	at Ole Miss [SEC]	20 • 10

ANTHONY BLAKENEY - 1**1986-87 • SOPHOMORE - 1**

DATE	OPPONENT	PTS • REB
11/29/1986	Illinois Wesleyan	22 • 12

**HUBERT HENDERSON • 5****1986-87 • JUNIOR • 5**

DATE	OPPONENT	PTS • REB
11/29/1986	Illinois Wesleyan	29 • 16
12/13/1986	Delta State	25 • 14
01/21/1987	at Tennessee [SEC]	29 • 12
02/18/1987	Georgia [SEC]	20 • 10
02/28/1987	at Vanderbilt [SEC]	22 • 11

CAMERON BURNS • 8**1988-89 • SOPHOMORE • 1**

DATE	OPPONENT	PTS • REB
02/04/1989	[19] LSU [SEC]	20 • 11

1989-90 • JUNIOR • 4

DATE	OPPONENT	PTS • REB
11/25/1989	at Centenary College	21 • 11
01/13/1990	[24] Alabama [SEC]	23 • 11
01/24/1990	Ole Miss [SEC]	24 • 17
02/07/1990	Tennessee [SEC]	23 • 10

1990-91 • SENIOR • 3

DATE	OPPONENT	PTS • REB
12/22/1990	at Drake	23 • 10
01/02/1991	at Tennessee [SEC]	24 • 11
01/09/1991	at [11] Kentucky [SEC]	21 • 12

GREG CARTER • 4**1989-90 • JUNIOR • 3**

DATE	OPPONENT	PTS • REB
01/31/1990	Kentucky [SEC]	22 • 11
02/17/1990	Georgia [SEC]	23 • 11
02/28/1990	Vanderbilt [SEC]	24 • 10

1990-91 • SENIOR • 1

DATE	OPPONENT	PTS • REB
03/02/1991	[18] LSU [SEC]	20 • 14

CHANCELLOR NICHOLS • 1**1988-89 • SOPHOMORE • 1**

DATE	OPPONENT	PTS • REB
01/14/1989	at Alabama [SEC]	22 • 13

JOHNNY WALKER • 2**1991-92 • JUNIOR • 1**

DATE	OPPONENT	PTS • REB
01/22/1992	at Austin Peay	24 • 11

1992-93 • SENIOR • 1

DATE	OPPONENT	PTS • REB
12/01/1992	Austin Peay	28 • 11

ERICK DAMPIER • 4**1993-94 • FRESHMAN • 2**

DATE	OPPONENT	PTS • REB
12/07/1993	Alabama-Birmingham • UAB	25 • 19
01/12/1994	at Auburn [SEC]	22 • 13

1994-95 • SOPHOMORE • 1

DATE	OPPONENT	PTS • REB
03/19/1995	vs. [19] Utah [NCAA-T]	21 • 10

1995-96 • JUNIOR • 1

DATE	OPPONENT	PTS • REB
12/29/1995	vs. Oregon State	25 • 13

DARRYL WILSON • 2**1993-94 • SOPHOMORE • 1**

DATE	OPPONENT	PTS • REB
03/05/1994	at [1] Arkansas [SEC]	24 • 10

1994-95 • JUNIOR • 1

DATE	OPPONENT	PTS • REB
02/10/1996	at Oklahoma	32 • 11

DONTAE' JONES • 4**1995-96 • JUNIOR • 4**

DATE	OPPONENT	PTS • REB
02/04/1996	at [22] Auburn [SEC]	22 • 13
02/24/1996	at Alabama [SEC]	20 • 10
03/10/1996	vs. [1] Kentucky [SEC-T]	28 • 11
03/24/1996	vs. [7] Cincinnati [NCAA-T]	23 • 13

HORATIO WEBSTER • 6**1996-97 • JUNIOR • 4**

DATE	OPPONENT	PTS • REB
11/26/1996	Southeastern Louisiana	20 • 11
01/01/1997	vs. Old Dominion • ODU	21 • 13
01/25/1997	Vanderbilt [SEC]	21 • 13
02/01/1997	Alabama [SEC]	28 • 13

1997-98 • SENIOR • 2

DATE	OPPONENT	PTS • REB
11/18/1997	Texas-Rio Grande Valley • UTRGV	28 • 12
12/20/1997	UT Martin	21 • 10

TYRONE WASHINGTON • 6**1996-97 • SOPHOMORE • 2**

DATE	OPPONENT	PTS • REB
12/17/1996	Texas Southern	24 • 13
02/26/1997	Auburn [SEC]	26 • 12

1997-98 • JUNIOR • 1

DATE	OPPONENT	PTS • REB
02/21/1998	[15] Ole Miss [SEC]	22 • 15

1998-99 • SENIOR • 3

DATE	OPPONENT	PTS • REB
12/02/1998	Jacksonville State	21 • 10
12/12/1998	Southeastern Louisiana	25 • 12
02/20/1999	Ole Miss [SEC]	21 • 11

**ROBERT JACKSON • 2****1999-2000 • SOPHOMORE • 2**

DATE	OPPONENT	PTS • REB
02/06/2000	[6] Tennessee [SEC]	27 • 11
02/12/2000	Arkansas [SEC]	24 • 14

TYRUS BOSWELL • 1**2000-01 • JUNIOR • 1**

DATE	OPPONENT	PTS • REB
01/06/2001	Arkansas [SEC]	21 • 11

MARCKELL PATTERSON • 1**2000-01 • JUNIOR • 1**

DATE	OPPONENT	PTS • REB
02/07/2001	[18] Alabama [SEC]	25 • 15

MARIO AUSTIN • 4**2001-02 • SOPHOMORE • 2**

DATE	OPPONENT	PTS • REB
12/08/2001	Arkansas State	20 • 10
02/27/2002	Arkansas [SEC]	30 • 13

2002-03 • JUNIOR • 2

DATE	OPPONENT	PTS • REB
12/18/2002	vs. Georgia State	24 • 10
01/07/2003	[11] Florida [SEC]	22 • 16

LAWRENCE ROBERTS • 10**2003-04 • JUNIOR • 5**

DATE	OPPONENT	PTS • REB
11/22/2003	UT Martin	26 • 15
12/13/2003	Xavier • Ohio	21 • 11
01/03/2004	at Little Rock	20 • 13
01/10/2004	at Arkansas [SEC]	29 • 11
01/21/2004	at [17] Florida [SEC]	21 • 14

2004-05 • SENIOR • 5

DATE	OPPONENT	PTS • REB
12/22/2004	vs. Jacksonville State	22 • 20
12/30/2004	Virginia Tech	25 • 19
01/12/2005	at Tennessee [SEC]	22 • 13
02/26/2005	Ole Miss [SEC]	20 • 15
03/18/2005	vs. Stanford [SEC]	23 • 14

CHARLES RHODES • 7**2005-06 • SOPHOMORE • 3**

DATE	OPPONENT	PTS • REB
12/15/2005	vs. Jacksonville State	24 • 18
02/01/2006	Kentucky [SEC]	21 • 11
02/04/2006	Auburn [SEC]	21 • 19

2007-08 • SENIOR • 4

DATE	OPPONENT	PTS • REB
11/25/2007	vs. Miami • Ohio	25 • 10
12/21/2007	at Texas A&M-Corpus Christi	26 • 10
03/05/2008	at [16] Vanderbilt [SEC]	22 • 14
03/08/2008	LSU [SEC]	27 • 10

DIETRIC SLATER • 1**2005-06 • SOPHOMORE • 1**

DATE	OPPONENT	PTS • REB
02/25/2006	Georgia [SEC]	22 • 10

JAMONT GORDON • 6**2006-07 • SOPHOMORE • 3**

DATE	OPPONENT	PTS • REB
11/29/2006	Charlotte	20 • 12
01/07/2007	at [19] Tennessee [SEC]	25 • 11
03/09/2007	vs. Kentucky [SEC-T]	26 • 11

2007-08 • JUNIOR • 3

DATE	OPPONENT	PTS • REB
11/15/2007	Clemson	23 • 12
02/09/2008	at Auburn [SEC]	24 • 13
03/23/2008	vs. [2] Memphis [NCAA-T]	21 • 11

BARRY STEWART • 1**2008-09 • JUNIOR • 1**

DATE	OPPONENT	PTS • REB
02/21/2009	at Alabama [SEC]	20 • 10

JARVIS VARNADO • 3**2009-10 • SENIOR • 3**

DATE	OPPONENT	PTS • REB
11/13/2009	Rider	22 • 14
12/31/2009	at San Diego • USD	23 • 17
03/16/2010	Jackson State [NIT]	21 • 11

KODI AUGUSTUS • 1**2010-11 • SENIOR • 1**

DATE	OPPONENT	PTS • REB
11/19/2010	Appalachian State	26 • 10

RENAUDO SIDNEY • 1**2010-11 • SOPHOMORE • 1**

DATE	OPPONENT	PTS • REB
02/19/2011	Ole Miss [SEC]	22 • 12

ARNETT MOULTRIE • 8**2011-12 • JUNIOR • 8**

DATE	OPPONENT	PTS • REB
11/12/2011	South Alabama • USA	28 • 13
12/03/2011	West Virginia	21 • 13
12/10/2011	Troy	20 • 12
12/22/2011	vs. Northwestern State	24 • 14
01/14/2012	Alabama [SEC]	25 • 13
01/21/2012	at Vanderbilt [SEC]	21 • 14
01/25/2012	LSU [SEC]	28 • 12
03/03/2012	Arkansas [SEC]	20 • 10

COLIN BORCHERT • 1**2012-13 • JUNIOR • 1**

DATE	OPPONENT	PTS • REB
03/09/2013	Auburn [SEC]	20 • 13

**GAVIN WARE - 8****2012-13 • FRESHMAN - 1**

DATE	OPPONENT	PTS • REB
12/22/2012	vs. Central Arkansas • UCA	22 • 13

2013-14 • SOPHOMORE - 3

DATE	OPPONENT	PTS • REB
11/19/2013	Mississippi Valley State	23 • 11
01/02/2014	Maryland Eastern Shore	21 • 16
01/18/2014	Texas A&M [SEC]	22 • 10

2015-16 • SENIOR - 4

DATE	OPPONENT	PTS • REB
11/13/2015	Eastern Washington	26 • 13
11/28/2015	UT Martin	22 • 10
01/16/2016	Tennessee [SEC]	21 • 10
02/09/2016	Arkansas [SEC]	21 • 10

ROQUEZ JOHNSON - 2**2013-14 • JUNIOR - 1**

DATE	OPPONENT	PTS • REB
12/01/2013	Loyola • Chicago	20 • 11

2014-15 • SENIOR - 1

DATE	OPPONENT	PTS • REB
01/24/2015	Georgia [SEC]	25 • 11

ARIC HOLMAN - 3**2017-18 • JUNIOR - 1**

DATE	OPPONENT	PTS • REB
12/16/2017	UT Martin	21 • 12

2018-19 • SENIOR - 2

DATE	OPPONENT	PTS • REB
11/19/2018	vs. Arizona State	22 • 10
01/08/2019	at South Carolina [SEC]	20 • 10

QUINNDRY WEATHERSPOON - 2**2018-19 • SENIOR - 2**

DATE	OPPONENT	PTS • REB
11/30/2018	at Dayton	21 • 12
03/02/2019	at Auburn [SEC]	25 • 11

REGGIE PERRY - 10**2018-19 • FRESHMAN - 1**

DATE	OPPONENT	PTS • REB
02/02/2019	at Ole Miss [SEC]	21 • 11

2019-20 • SOPHOMORE - 9

DATE	OPPONENT	PTS • REB
12/30/2019	Kent State	26 • 17
01/04/2020	[8] Auburn [SEC]	21 • 12
01/14/2020	Missouri [SEC]	23 • 10
01/18/2020	Georgia [SEC]	22 • 12
01/22/2020	Arkansas [SEC]	26 • 13
02/01/2020	Tennessee [SEC]	24 • 12
02/08/2020	Vanderbilt [SEC]	25 • 11
02/25/2020	Alabama [SEC]	21 • 12
03/07/2020	Ole Miss [SEC]	22 • 14

ROBERT WOODARD II - 1**2019-20 • SOPHOMORE**

DATE	OPPONENT	PTS • REB
11/17/2019	New Orleans	21 • 16

**NAISMITH MEMORIAL BASKETBALL • HALL OF FAME**

YEAR	PLAYER
1997	Bailey Howell

NATIONAL COLLEGIATE BASKETBALL • HALL OF FAME

YEAR	PLAYER
2006	Bailey Howell

CONSENSUS ALL-AMERICANS

SEASON	PLAYER	CLASS	TEAM
1957-58	Bailey Howell	Jr.	2nd
1958-59	Bailey Howell	Sr.	1st
2003-04	Lawrence Roberts	Jr.	1st

ASSOCIATED PRESS**AP • ALL-AMERICA**

SEASON	PLAYER	CLASS	TEAM
1956-57	Jim Ashmore	Sr.	3rd
1957-58	Bailey Howell	Jr.	2nd
1958-59	Bailey Howell	Sr.	1st
1960-61	Jerry Graves	Sr.	HM
1962-63	Red Stroud	Sr.	HM
1980-81	Jeff Malone	So.	HM
1982-83	Jeff Malone	Sr.	HM
1990-91	Greg Carter	Sr.	HM
1994-95	Erick Dampier	So.	HM
1995-96	Erick Dampier	Jr.	HM
2002-03	Mario Austin	Jr.	HM
2003-04	Lawrence Roberts	Jr.	1st
2004-05	Lawrence Roberts	Sr.	HM
2007-08	Jamont Gordon	Jr.	HM
2008-09	Jarvis Varnado	Jr.	HM
2009-10	Jarvis Varnado	Sr.	HM

NATIONAL ASSOCIATION OF BASKETBALL COACHES**NABC • ALL-AMERICA**

SEASON	PLAYER	CLASS	TEAM
1957-58	Bailey Howell	Jr.	3rd
1958-59	Bailey Howell	Sr.	1st
1982-83	Jeff Malone	Sr.	3rd
2003-04	Lawrence Roberts	Jr.	1st

UNITED PRESS INTERNATIONAL**UPI • ALL-AMERICA**

SEASON	PLAYER	CLASS	TEAM
1956-57	Jim Ashmore	Sr.	3rd
1958-59	Bailey Howell	Sr.	1st
1992-93	Chuck Evans	Sr.	HM

SPORTING NEWS • ALL-AMERICA**NOTE: REPLACED UPI IN 1996-97**

SEASON	PLAYER	CLASS	TEAM
1958-59	Bailey Howell	Sr.	1st
1982-83	Jeff Malone	Sr.	1st
2003-04	Lawrence Roberts	Jr.	2nd

UNITED STATES BASKETBALL WRITERS ASSOCIATION**USBWA/LOOK MAGAZINE • ALL-AMERICA**

SEASON	PLAYER	CLASS	TEAM
1957-58	Bailey Howell	Sr.	1st
1958-59	Bailey Howell	Sr.	1st
2003-04	Lawrence Roberts	Jr.	1st

WOODEN AWARD • FINALIST & ALL-AMERICA

SEASON	PLAYER	CLASS
2003-04	Lawrence Roberts	Jr.

BASKETBALL TIMES • ALL-AMERICA

SEASON	PLAYER	CLASS	TEAM
1982-83	Jeff Malone	Sr.	5th
2003-04	Lawrence Roberts	Jr.	2nd

COACH AND ATHLETE • ALL-AMERICA

SEASON	PLAYER	CLASS	TEAM
1961-62	Red Stroud	Jr.	1st

CONVERSE YEARBOOK • ALL-AMERICA

SEASON	PLAYER	CLASS	TEAM
1956-57	Jim Ashmore	Sr.	2nd
1957-58	Bailey Howell	Jr.	2nd
1958-59	Bailey Howell	Sr.	1st
1961-62	Red Stroud	Jr.	2nd
1962-63	Red Stroud	Sr.	2nd
1962-63	Leland Mitchell	Sr.	HM

HELMS FOUNDATION • ALL-AMERICA

SEASON	PLAYER	CLASS	TEAM
1956-57	Jim Ashmore	Sr.	1st
1957-58	Bailey Howell	Jr.	2nd
1958-59	Bailey Howell	Sr.	1st
1961-62	Red Stroud	Jr.	3rd
1979-80	Rickey Brown	Sr.	HM
1982-83	Jeff Malone	Sr.	HM

NEWSPAPER ENTERPRISE ASSOCIATION**NEA • ALL-AMERICA**

SEASON	PLAYER	CLASS	TEAM
1958-59	Bailey Howell	Sr.	1st

COLLEGE INSIDER.COM • ALL-AMERICA

SEASON	PLAYER	CLASS	TEAM
2003-04	Timmy Bowers	Sr.	

ESPN.COM • ALL-AMERICA

SEASON	PLAYER	CLASS	TEAM
2003-04	Lawrence Roberts	Jr.	2nd
2007-08	Jamont Gordon	Jr.	HM

FOXSPORTS.COM • ALL-AMERICA

SEASON	PLAYER	CLASS	TEAM
2002-03	Mario Austin	Jr.	5th
2003-04	Lawrence Roberts	Jr.	1st

RIVALRY.COM • ALL-AMERICA

SEASON	PLAYER	CLASS	TEAM
2004-05	Lawrence Roberts	Sr.	HM
2006-07	Jamont Gordon	So.	3rd
2007-08	Jamont Gordon	Jr.	2nd

SENIOR CLASS AWARD

SEASON	PLAYER	CLASS	TEAM
2004-05	Lawrence Roberts	Sr.	1st



NCAA TOURNAMENT FINAL FOUR COACHES

SEASON	COACH
1995-96	Richard Williams

NCAA TOURNAMENT - ALL-REGIONAL TEAM

SEASON	PLAYER
1962-63	Leland Mitchell • Mideast
1995-96	Erick Dampier • Southeast
1995-96	Dontae' Jones • Southeast • MVP
1995-96	Darryl Wilson • Southeast

NIT FINAL FOUR COACHES

SEASON	COACH
2006-07	Rick Stansbury
2017-18	Ben Howland

NIT - ALL-TOURNAMENT TEAM

SEASON	PLAYER	CLASS
2006-07	Jamont Gordon	So.

NAISMITH MEMORIAL BASKETBALL - HALL OF FAME

KARL MALONE AWARD - TOP 5 FINALIST - SINCE 2014-15	
YEAR	PLAYER
2019-20	Reggie Perry

JERRY WEST AWARD - TOP 10 FINALIST - SINCE 2014-15

YEAR	PLAYER
2018-19	Quindary Weatherspoon

NAISMITH MEMORIAL BASKETBALL - HALL OF FAME

JERRY WEST AWARD - PRESEASON WATCH LIST - SINCE 2014-15

YEAR	PLAYER
2015-16	Malik Newman
2017-18	Quindary Weatherspoon
2018-19	Quindary Weatherspoon

NAISMITH MEMORIAL BASKETBALL - HALL OF FAME

KARL MALONE AWARD - PRESEASON WATCH LIST - SINCE 2014-15

YEAR	PLAYER
2019-20	Reggie Perry

ATHLON MAGAZINE - PRESEASON ALL-AMERICA

SEASON	PLAYER	CLASS	TEAM
2002-03	Mario Austin	Jr.	HM
2004-05	Lawrence Roberts	Sr.	2nd
2009-10	Jarvis Varnado	Sr.	HM
2019-20	Reggie Perry	So.	3rd

BLUE RIBBON MAGAZINE - PRESEASON ALL-AMERICA

SEASON	PLAYER	CLASS	TEAM
1982-83	Jeff Malone	Sr.	HM
1990-91	Greg Carter	Sr.	HM
2002-03	Mario Austin	Jr.	4th
2004-05	Lawrence Roberts	Sr.	1st
2009-10	Jarvis Varnado	Sr.	4th

**USA BASKETBALL - U19 TEAM - FIBA WORLD CHAMPIONSHIPS**

YEAR	PLAYER	RECORD • RESULT
2009	Arnett Moultrie	9-0 • Gold
2019	Reggie Perry	7-0 • Gold

USA BASKETBALL - U17 TEAM - FIBA WORLD CHAMPIONSHIPS

YEAR	PLAYER	RECORD • RESULT
2014	Malik Newman	7-0 • Gold

USA BASKETBALL - U16 TEAM - FIBA WORLD CHAMPIONSHIPS

YEAR	PLAYER	RECORD • RESULT
2013	Malik Newman	5-0 • Gold
2015	Robert Woodard II	5-0 • Gold

USA BASKETBALL - WORLD UNIVERSITY GAMES

YEAR	PLAYER	RECORD • RESULT
2009	Jarvis Varnado	6-1 • Bronze

USA BASKETBALL - TOURNAMENT OF THE AMERICAS

YEAR	PLAYER	RECORD • RESULT
2005	Tang Hamilton	4-6 • 4th

USA BASKETBALL - U.S. OLYMPIC FESTIVAL

YEAR	PLAYER	RECORD • RESULT
1989	Tony Watts • South	1-3 • 4th
1994	Erick Dampier • South	3-1 • Gold
1994	Dontae' Jones • West	1-3 • Bronze

USA BASKETBALL - YURI GAGARIN CUP

YEAR	PLAYER	RECORD • RESULT
1978	Rickey Brown	4-1 • Silver

USA BASKETBALL - SELECT TEAM MINICAMP

YEAR	PLAYER
2016	Rodney Hood

USA BASKETBALL - DEVELOPMENTAL NATIONAL TEAM MINICAMP

YEAR	PLAYER
2013	Malik Newman
2014	Malik Newman
2017	Reggie Perry

USA BASKETBALL - JUNIOR NATIONAL TEAM MINICAMP

YEAR	PLAYER
2012	Malik Newman
2013	Malik Newman
2014	Reggie Perry
2014	Robert Woodard II
2016	Robert Woodard II

USA BASKETBALL - NIKE HOOP SUMMIT

YEAR	PLAYER
2009	Renardo Sidney
2015	Malik Newman

PORTSMOUTH INVITATIONAL TOURNAMENT

SEASON	PLAYER
1993	Chuck Evans
2003	Derrick Zimmerman
2004	Timmy Bowers
2008	Charles Rhodes
2011	Ravenn Johnson
2012	Dee Bost
2016	Gavin Ware
2019	Aric Holman
2019	Quinnndary Weatherspoon

MCDONALD'S • HIGH SCHOOL ALL-AMERICA TEAMS

SEASON	PLAYER
2000	Mario Austin
2009	Renardo Sidney
2015	Malik Newman
2018	Reggie Perry

ESPN TOP 100 RECRUITS - SINCE 2007

SEASON	PLAYER	RANK
2007	Ravenn Johnson	No. 62
2008	Romero Osby	No. 51
2009	Renardo Sidney	No. 7
2011	Rodney Hood	No. 31
2015	Malik Newman	No. 10
2016	Mario Keglér	No. 47
2016	Schider Herard	No. 64
2016	Eli Wright	No. 65
2016	Abdul Ado	No. 76
2017	Nick Weatherspoon	No. 36
2018	Reggie Perry	No. 29
2018	Robert Woodard II	No. 46
2020	Deivon Smith	No. 69
2021	KeShawn Murphy	No. 89



NATIONAL ASSOCIATION OF BASKETBALL COACHES

NABC - DEFENSIVE PLAYER OF THE YEAR

SEASON	PLAYER	CLASS
2009-10	Jarvis Varnado	Sr.

NATIONAL ASSOCIATION OF BASKETBALL COACHES

NABC - LEFTY DRIESELL DEFENSIVE PLAYER OF THE YEAR

SEASON	PLAYER	CLASS
2009-10	Jarvis Varnado	Sr.

NATIONAL ASSOCIATION OF BASKETBALL COACHES

NABC - DISTRICT COACH OF THE YEAR

SEASON	COACH
1990-91	Richard Williams
1994-95	Richard Williams
2003-04	Rick Stansbury

NATIONAL ASSOCIATION OF BASKETBALL COACHES

NABC - ALL-DISTRICT FIRST TEAM

SEASON	PLAYER	CLASS
1956-57	Jim Ashmore	Sr.
1957-58	Bailey Howell	Jr.
1958-59	Bailey Howell	Sr.
1962-63	Red Stroud	Sr.
1978-79	Ray White	Sr.
1979-80	Rickey Brown	Sr.
1981-82	Jeff Malone	Jr.
1982-83	Jeff Malone	Sr.
1990-91	Cameron Burns	Sr.
1994-95	Erick Dampier	So.
1995-96	Erick Dampier	Jr.
1995-96	Darryl Wilson	Sr.
1997-98	Horatio Webster	Sr.
2002-03	Mario Austin	Jr.
2003-04	Lawrence Roberts	Jr.
2004-05	Lawrence Roberts	Sr.
2007-08	Jamont Gordon	Jr.
2009-10	Jarvis Varnado	Sr.
2011-12	Arnett Moultrie	Jr.
2018-19	Quindndary Weatherspoon	Sr.
2019-20	Reggie Perry	So.

NATIONAL ASSOCIATION OF BASKETBALL COACHES

NABC - ALL-DISTRICT SECOND TEAM

SEASON	PLAYER	CLASS
1960-61	Jerry Graves	Sr.
1961-62	Red Stroud	Jr.
1962-63	Leland Mitchell	Sr.
1978-79	Rickey Brown	Jr.
1978-79	Wiley Peck	Sr.
1980-81	Jeff Malone	So.
1990-91	Greg Carter	Sr.
1993-94	Erick Dampier	Fr.
1994-95	Darryl Wilson	Jr.
1996-97	Horatio Webster	Jr.
1998-99	Tyrone Washington	Sr.
2001-02	Mario Austin	So.
2003-04	Timmy Bowers	Sr.
2006-07	Jamont Gordon	So.
2007-08	Charles Rhodes	Sr.
2008-09	Jarvis Varnado	Jr.
2011-12	Dee Best	Sr.

NATIONAL ASSOCIATION OF BASKETBALL COACHES

NABC - ALL-DISTRICT THIRD TEAM

SEASON	PLAYER	CLASS
1961-62	Leland Mitchell	Jr.
1988-89	Cameron Burns	So.

NATIONAL ASSOCIATION OF BASKETBALL COACHES

NABC - ALL-DISTRICT HONORABLE MENTION

SEASON	PLAYER	CLASS
1951-52	Coyte Vance	Sr.

UNITED STATES BASKETBALL WRITERS ASSOCIATION

USBWA - DISTRICT COACH OF THE YEAR

SEASON	COACH
1990-91	Richard Williams
1994-95	Richard Williams
2003-04	Rick Stansbury

UNITED STATES BASKETBALL WRITERS ASSOCIATION

USBWA - DISTRICT PLAYER OF THE YEAR

SEASON	PLAYER	CLASS
2003-04	Lawrence Roberts	Jr.

UNITED STATES BASKETBALL WRITERS ASSOCIATION

USBWA - ALL-DISTRICT TEAM

SEASON	PLAYER	CLASS
1990-91	Cameron Burns	Sr.
1993-94	Erick Dampier	Fr.
1994-95	Erick Dampier	So.
1994-95	Darryl Wilson	Jr.
1995-96	Erick Dampier	Jr.
1996-97	Horatio Webster	Jr.
1997-98	Horatio Webster	Sr.
2001-02	Mario Austin	So.
2002-03	Mario Austin	Jr.
2003-04	Timmy Bowers	Sr.
2003-04	Lawrence Roberts	Jr.
2004-05	Lawrence Roberts	Sr.
2007-08	Jamont Gordon	Jr.
2008-09	Jarvis Varnado	Jr.
2009-10	Jarvis Varnado	Sr.
2011-12	Arnett Moultrie	Jr.
2018-19	Quindndary Weatherspoon	Sr.
2019-20	Reggie Perry	So.



SEC - COACH OF THE YEAR - AP

SINCE 1959-60

SEASON	COACH
1960-61	Babe McCarthy
1961-62	Babe McCarthy
1970-71	Kermit Davis
1977-78	Ron Greene
1984-85	Bob Boyd
1994-95	Richard Williams
2003-04	Rick Stansbury

SEC - COACH OF THE YEAR - COACHES

SINCE 1963-64

SEASON	COACH
1990-91	Richard Williams
1994-95	Richard Williams

SEC - COACH OF THE YEAR - RUPP CUPP

SINCE 1973-74 - AWARDED BY BIRMINGHAM TIPOFF CLUB

SEASON	COACH
1990-91	Richard Williams
1994-95	Richard Williams

SEC - COACH OF THE YEAR - UPI

FROM 1965-1992

SEASON	COACH
1977-78	Ron Greene
1984-85	Bob Boyd
1990-91	Richard Williams

SEC - PLAYER OF THE YEAR - AP PLAYERS POLL

SEASON	PLAYER
1956-57	Jim Ashmore
1957-58	Bailey Howell
1958-59	Bailey Howell
1961-62	Red Stroud

SEC - PLAYER OF THE YEAR - AP

SINCE 1964-65

SEASON	PLAYER
2003-04	Lawrence Roberts
2019-20	Reggie Perry

SEC - PLAYER OF THE YEAR - COACHES

SINCE 1986-87

SEASON	PLAYER
2003-04	Lawrence Roberts

SEC - PLAYER OF THE YEAR - AP PLAYERS POLL

FROM 1965-1992

SEASON	PLAYER
1982-83	Jeff Malone

SEC - PLAYER OF THE YEAR - UPI

FROM 1965-1992

SEASON	PLAYER
1982-83	Jeff Malone

SEC - NEWCOMER OF THE YEAR - AP

SINCE 1996-97

SEASON	PLAYER
1996-97	Horatio Webster
2003-04	Lawrence Roberts

SEC - DEFENSIVE PLAYER OF THE YEAR - COACHES

SINCE 2003-04

SEASON	PLAYER
2007-08	Jarvis Varnado
2008-09	Jarvis Varnado
2009-10	Jarvis Varnado

SEC - SIXTH-MAN OF THE YEAR - COACHES

SINCE 2003-04

SEASON	PLAYER
2019-20	Tyson Carter

SEC - SCHOLAR-ATHLETE OF THE YEAR - COACHES

SINCE 2003-04

SEASON	PLAYER
2003-04	Shane Power
2010-11	Riley Benock

SEC - LEGENDS

SEASON	PLAYER
1999	Bailey Howell
2000	Jim Ashmore
2001	W.D. Stroud
2002	Jeff Malone
2003	Joe Dan Gold
2004	Greg Carter
2005	Jack Bouldin
2006	Rickey Brown
2007	Richard Williams
2008	Wiley Peck
2009	Tony Watts
2010	Kermit Davis, Sr.
2011	Darryl Wilson
2012	Chuck Evans
2013	Horatio Webster
2014	Erick Dampier
2015	Doug Hutton
2016	Mario Austin
2017	Dontae' Jones
2018	Ray White
2019	Lawrence Roberts
2020	Jerry Jenkins



ALL-SEC • FIRST TEAM • AP

SINCE 1948-49

SEASON	PLAYER	CLASS
1955-56	Jim Ashmore	Jr.
1956-57	Jim Ashmore	Sr.
1956-57	Bailey Howell	So.
1957-58	Bailey Howell	Jr.
1958-59	Bailey Howell	Sr.
1960-61	Jerry Graves	Sr.
1961-62	Leland Mitchell	Jr.
1961-62	Red Stroud	Jr.
1962-63	Leland Mitchell	Sr.
1962-63	Red Stroud	Sr.
1979-80	Rickey Brown	Sr.
1982-83	Jeff Malone	Sr.
1990-91	Cameron Burns	Sr.
1990-91	Greg Carter	Sr.
1994-95	Erick Dampier	So.
1995-96	Erick Dampier	Jr.
2002-03	Mario Austin	Jr.
2003-04	Timmy Bowers	Sr.
2003-04	Lawrence Roberts	Jr.
2004-05	Lawrence Roberts	Sr.
2007-08	Jamont Gordon	Jr.
2008-09	Jarvis Varnado	Jr.
2009-10	Jarvis Varnado	Sr.
2011-12	Dee Bost	Sr.
2011-12	Arnett Moultrie	Jr.
2018-19	Quindary Weatherspoon	Sr.
2019-20	Reggie Perry	So.

SEC • MULTIPLE ALL-SEC FIRST TEAM SELECTIONS

PLAYER	APPEARANCES	SEASONS
Bailey Howell	3	1957-58-59
Jim Ashmore	2	1956-57
Leland Mitchell	2	1962-63
Red Stroud	2	1962-63
Erick Dampier	2	1995-96
Lawrence Roberts	2	2004-05
Jarvis Varnado	2	2009-10

ALL-SEC • SECOND TEAM • AP

SINCE 1948-49

SEASON	PLAYER	CLASS
1949-50	Herb Hargett	Jr.
1950-51	Herb Hargett	Sr.
1951-52	Coyte Vance	Sr.
1952-53	Gerald Caveness	Jr.
1954-55	Jim Ashmore	So.
1959-60	Jerry Graves	So.
1965-66	Dave Williams	So.
1966-67	Dave Williams	Jr.
1967-68	Tom Payne	Sr.
1970-71	Jack Bouldin	Jr.
1974-75	Jerry Jenkins	Sr.
1976-77	Rickey Brown	Fr.
1977-78	Wiley Peck	Jr.
1977-78	Ray White	Jr.
1978-79	Wiley Peck	Sr.
1978-79	Ray White	Sr.
1980-81	Jeff Malone	So.
1981-82	Jeff Malone	Jr.
1989-90	Cameron Burns	Jr.
1991-92	Tony Watts	Sr.
1992-93	Chuck Evans	Sr.
1993-94	Erick Dampier	Fr.
1994-95	Darryl Wilson	Jr.
1995-96	Darryl Wilson	Sr.
1996-97	Horatio Webster	Jr.
1997-98	Horatio Webster	Sr.
1998-99	Tyrone Washington	Sr.
2001-02	Mario Austin	So.
2005-06	Charles Rhodes	So.
2006-07	Jamont Gordon	So.
2007-08	Charles Rhodes	Sr.



ALL-SEC - THIRD TEAM - AP

FROM 1949-2005

SEASON	PLAYER	CLASS
1953-54	Gerald Caveness	Sr.
1959-60	Charles Hull	Sr.
1960-61	Red Stroud	So.
1962-63	Joe Dan Gold	Sr.
1963-64	Doug Hutton	Sr.
1969-70	Jack Bouldin	So.
1972-73	Rich Knarr	Fr.
1973-74	Jerry Jenkins	Jr.
1975-76	Ray White	Fr.
1977-78	Rickey Brown	So.
1978-79	Greg Grim	So.
1984-85	Ken Harvey	Sr.
1988-89	Cameron Burns	So.
1989-90	Greg Carter	Jr.
1991-92	Chuck Evans	Jr.
1993-94	Darryl Wilson	So.
1997-98	Tyrone Washington	Jr.
2001-02	Derrick Zimmerman	Jr.
2002-03	Timmy Bowers	Jr.
2002-03	Derrick Zimmerman	Sr.

ALL-SEC - HONORABLE MENTION - AP

FROM 1966-68 & 2006-16

SEASON	PLAYER	CLASS
1965-66	Gary Washington	Jr.
2007-08	Jarvis Varnado	So.
2009-10	Dee Bost	So.
2010-11	Dee Bost	Jr.
2015-16	Gavin Ware	Sr.

ALL-SEC - COACHES

FROM 1956-1992 - COACHES HAD 1 TEAM

SEASON	PLAYER	CLASS
1955-56	Jim Ashmore	Jr.
1956-57	Jim Ashmore	Sr.
1956-57	Bailey Howell	So.
1957-58	Bailey Howell	Jr.
1958-59	Bailey Howell	Sr.
1959-60	Jerry Graves	Jr.
1960-61	Jerry Graves	Sr.
1961-62	Leland Mitchell	Jr.
1961-62	Red Stroud	Jr.
1962-63	Joe Dan Gold	Sr.
1962-63	Leland Mitchell	Sr.
1962-63	Red Stroud	Sr.
1965-66	Dave Williams	So.
1970-71	Jack Bouldin	Jr.
1973-74	Jerry Jenkins	Jr.
1974-75	Jerry Jenkins	Sr.
1975-76	Ray White	Fr.
1976-77	Rickey Brown	Fr.
1977-78	Ray White	Jr.
1978-79	Wiley Peck	Sr.
1978-79	Ray White	Sr.
1979-80	Rickey Brown	Sr.
1980-81	Jeff Malone	So.
1981-82	Jeff Malone	Jr.
1982-83	Jeff Malone	Sr.
1984-85	Ken Harvey	Sr.
1988-89	Cameron Burns	So.
1989-90	Cameron Burns	Jr.
1990-91	Cameron Burns	Sr.
1990-91	Greg Carter	Sr.
1991-92	Tony Watts	Sr.

ALL-SEC - COACHES - FIRST TEAM

SINCE 1992-93

SEASON	PLAYER	CLASS
1992-93	Chuck Evans	Sr.
1994-95	Erick Dampier	So.
1995-96	Erick Dampier	Jr.
1995-96	Darryl Wilson	Sr.
1997-98	Horatio Webster	Sr.
2002-03	Mario Austin	Jr.
2003-04	Timmy Bowers	Sr.
2003-04	Lawrence Roberts	Jr.
2004-05	Lawrence Roberts	Sr.
2006-07	Jamont Gordon	So.
2007-08	Jamont Gordon	Jr.
2007-08	Charles Rhodes	Sr.
2008-09	Jarvis Varnado	Jr.
2009-10	Jarvis Varnado	Sr.
2011-12	Dee Bost	Sr.
2011-12	Arnett Moultrie	Jr.
2018-19	Quinnndary Weatherspoon	Sr.
2019-20	Reggie Perry	So.

**SEC • MULTIPLE ALL-SEC FIRST TEAM SELECTIONS**

PLAYER	APPEARANCES	SEASONS
Bailey Howell	3	1957-58-59
Ray White	3	1976-78-79
Jeff Malone	3	1981-82-83
Cameron Burns	3	1989-90-91
Jim Ashmore	2	1956-57
Jerry Graves	2	1960-61
Leland Mitchell	2	1962-63
Red Stroud	2	1962-63
Jerry Jenkins	2	1974-75
Rickey Brown	2	1977-80
Erick Dampier	2	1995-96
Lawrence Roberts	2	2004-05
Jamont Gordon	2	2007-08
Jarvis Varnado	2	2009-10

**ALL-SEC • COACHES • SECOND TEAM
SINCE 1992-93**

SEASON	PLAYER	CLASS
1993-94	Erick Dampier	Fr.
1994-95	Darryl Wilson	Jr.
1996-97	Horatio Webster	Jr.
2001-02	Mario Austin	So.
2004-05	Shane Power	Sr.
2005-06	Charles Rhodes	So.
2006-07	Charles Rhodes	Jr.
2009-10	Dee Bost	So.
2010-11	Dee Bost	Jr.
2014-15	Craig Sword	Jr.
2016-17	Quinnadary Weatherspoon	So.
2017-18	Quinnadary Weatherspoon	Jr.

ALL-SEC • COACHES • THIRD TEAM**FROM 1994-2002**

SEASON	PLAYER	CLASS
1994-95	Marcus Grant	Sr.
1997-98	Tyrone Washington	Jr.
1998-99	Tyrone Washington	Sr.
1999-2000	Robert Jackson	So.

SEC • ALL-FRESHMAN TEAM • COACHES**FROM 1986-1998 • 2000-PRESENT**

SEASON	PLAYER
1985-86	Greg Lockhart
1988-89	Tony Watts
1993-94	Erick Dampier
2003-04	Gary Ervin
2005-06	Jamont Gordon
2006-07	Ben Hansbrough
2006-07	Barry Stewart
2008-09	Dee Bost
2011-12	Rodney Hood
2012-13	Craig Sword
2012-13	Gavin Ware
2015-16	Quinnadary Weatherspoon
2016-17	Lamar Peters
2017-18	Nick Weatherspoon
2018-19	Reggie Perry

SEC • ALL-DEFENSIVE TEAM • COACHES**FROM 1991-1992 • 2008-PRESENT**

SEASON	PLAYER
1990-91	Greg Carter
2007-08	Jarvis Varnado
2008-09	Jarvis Varnado
2009-10	Jarvis Varnado

SEC • ALL-TOURNAMENT TEAM

SEASON	PLAYER	CLASS
1933	Frank Waits • 1st	Jr.
1933	Buford Taylor • 2nd	Jr.
1933	George Pillow • 2nd	So.
1943	Eugene Bledsoe • 1st	Jr.
1950	Willard Daley • 2nd	Sr.
1951	Herb Hargett • 2nd	Sr.
1952	Coyte Vance • 2nd	Sr.
1983	Jeff Malone	Sr.
1986	Chauncey Robinson	Sr.
1996	Dontae' Jones • MVP	Jr.
1996	Darryl Wilson	Sr.
1999	Detrick White	Sr.
2002	Mario Austin • MVP	So.
2002	Derrick Zimmerman	Jr.
2003	Timmy Bowers	Jr.
2003	Derrick Zimmerman	Sr.
2009	Jarvis Varnado • MVP	Jr.
2009	Barry Stewart	Jr.
2010	Barry Stewart	Sr.
2010	Jarvis Varnado	Sr.



ALL-SEC - FIRST TEAM - UPI

FROM 1965-1992

SEASON	PLAYER	CLASS
1966-67	Dave Williams	Jr.
1979-80	Rickey Brown	Sr.
1982-83	Jeff Malone	Sr.
1990-91	Greg Carter	Sr.

ALL-SEC - SECOND TEAM - UPI

FROM 1965-1992

SEASON	PLAYER	CLASS
1965-66	Dave Williams	So.
1970-71	Jack Bouldin	Jr.
1976-77	Rickey Brown	Fr.
1977-78	Rickey Brown	So.
1978-79	Wiley Peck	Sr.
1978-79	Ray White	Sr.
1989-90	Cameron Burns	Jr.
1990-91	Cameron Burns	Sr.

ALL-SEC - THIRD TEAM - UPI

FROM 1965-1992

SEASON	PLAYER	CLASS
1967-68	Tom Payne	Sr.
1972-73	Rich Knarr	Fr.
1974-75	Jerry Jenkins	Sr.
1975-76	Ray White	Fr.
1977-78	Ray White	Jr.
1980-81	Jeff Malone	So.
1981-82	Jeff Malone	Jr.
1984-85	Ken Harvey	Sr.
1988-89	Cameron Burns	So.

SEC - PLAYER OF THE WEEK

SINCE 1984-85

SEASON	PLAYER	CLASS	DATE
1990-91	Greg Carter	Sr.	02/03/1991
1990-91	Greg Carter	Sr.	03/03/1991
1991-92	Tony Watts	Sr.	02/17/1992
1993-94	Erick Dampier	Fr.	01/10/1994
1994-95	Erick Dampier	So.	01/09/1995
1994-95	Darryl Wilson	Jr.	02/06/1995
1995-96	Erick Dampier	Jr.	12/04/1995
1995-96	Darryl Wilson	Sr.	01/07/1996
1995-96	Darryl Wilson	Sr.	02/11/1996
1997-98	Tyrone Washington	Jr.	01/05/1998
1998-99	Detrick White	Sr.	02/08/1999
2000-01	Antonio Jackson	Sr.	01/02/2001
2001-02	Mario Austin	So.	01/07/2002
2001-02	Mario Austin	So.	03/04/2002
2002-03	Mario Austin	Jr.	12/16/2002
2003-04	Lawrence Roberts	Jr.	11/24/2003
2003-04	Lawrence Roberts	Jr.	12/16/2004
2003-04	Timmy Bowers	Sr.	03/08/2004
2004-05	Lawrence Roberts	Sr.	12/27/2004
2004-05	Lawrence Roberts	Sr.	01/03/2005
2007-08	Barry Stewart	So.	12/31/2007
2007-08	Jamont Gordon	Jr.	01/21/2008
2007-08	Charles Rhodes	Sr.	03/03/2008
2008-09	Jarvis Varnado	Jr.	11/24/2008
2009-10	Ravern Johnson	Jr.	12/14/2009
2009-10	Jarvis Varnado	Sr.	01/18/2010
2009-10	Jarvis Varnado	Sr.	03/01/2010
2010-11	Dee Bost	Jr.	01/17/2011
2010-11	Ravern Johnson	Sr.	03/07/2011
2011-12	Arnett Moultrie	Jr.	01/16/2012
2013-14	Craig Sword	So.	12/02/2013
2015-16	Gavin Ware	Sr.	11/16/2015
2016-17	Quinn-dary Weatherspoon	So.	01/06/2017
2017-18	Tyson Carter	So.	12/04/2017
2017-18	Lamar Peters	So.	02/26/2018
2018-19	Lamar Peters	Jr.	12/10/2018
2019-20	Reggie Perry	So.	01/20/2020
2019-20	Reggie Perry	So.	02/03/2020

SEC - MULTIPLE SEC PLAYER OF THE WEEK AWARDS

PLAYER	HONORS
Lawrence Roberts	4
Mario Austin	3
Erick Dampier	3
Jarvis Varnado	3
Darryl Wilson	3
Greg Carter	2
Ravern Johnson	2
Reggie Perry	2
Lamar Peters	2



SEC • ROOKIE OF THE WEEK

FROM 1988-92

SEASON	PLAYER	DATE
1987-88	Carl Nichols	01/11/1988
1988-89	Tony Watts	01/23/1989
1988-89	Cameron Burns	02/06/1989
1988-89	Cameron Burns	02/20/1989
1991-92	Johnny Walker	03/09/1992

SEC • FRESHMAN OF THE WEEK

SINCE 2005-06

SEASON	PLAYER	DATE
2005-06	Jamont Gordon	12/05/2005
2005-06	Jamont Gordon	12/26/2005
2005-06	Jamont Gordon	02/06/2006
2005-06	Jamont Gordon	03/06/2006
2006-07	Ben Hansbrough	12/04/2006
2006-07	Barry Stewart	01/15/2007
2006-07	Barry Stewart	01/22/2007
2008-09	Dee Bost	01/12/2009
2008-09	Dee Bost	02/09/2009
2011-12	Rodney Hood	11/21/2012
2012-13	Gavin Ware	12/24/2012
2012-13	Craig Sword	01/14/2003
2012-13	Craig Sword	03/11/2003
2015-16	Quindary Weatherspoon	11/30/2015
2015-16	Malik Newman	12/28/2015
2015-16	Quindary Weatherspoon	02/22/2016
2017-18	Nick Weatherspoon	02/05/2018
2018-19	Reggie Perry	02/04/2019
2018-19	Reggie Perry	02/25/2019

SEC • MULTIPLE SEC ROOKIE/FRESHMAN OF THE WEEK AWARDS

PLAYER	HONORS
Jamont Gordon	4
Dee Bost	2
Cameron Burns	2
Reggie Perry	2
Barry Stewart	2
Craig Sword	2
Quindary Weatherspoon	2

SOUTHERN CONFERENCE ALL-TOURNAMENT TEAM

SEASON	PLAYER
1923	K.P. Gatchell H.G. Perkins
1924	K.P. Gatchell
1925	Billie Izard
1926	H.L. Stone - 1st Team

ALL-SEC • PRESEASON TEAM • MEDIA • SINCE 1989-90

TEAM DESIGNATIONS SINCE 2000-01

SEASON	PLAYER	CLASS	TEAM
1990-91	Cameron Burns	Sr.	
1994-95	Erick Dampier	So.	
1995-96	Erick Dampier	Jr.	
1997-98	Horatio Webster	Sr.	
1998-99	Tyrone Washington	Sr.	
2002-03	Mario Austin	Jr.	1st
2002-03	Derrick Zimmerman	Sr.	2nd
2003-04	Timmy Bowers	Sr.	2nd
2003-04	Lawrence Roberts	Jr.	2nd
2004-05	Lawrence Roberts	Sr.	1st
2006-07	Jamont Gordon	So.	2nd
2007-08	Jamont Gordon	Jr.	1st
2007-08	Charles Rhodes	Sr.	2nd
2008-09	Jarvis Varnado	Jr.	1st
2009-10	Jarvis Varnado	Sr.	1st
2011-12	Dee Bost	Sr.	1st
2015-16	Malik Newman	Fr.	2nd
2016-17	Quindary Weatherspoon	So.	2nd
2017-18	Quindary Weatherspoon	Jr.	2nd
2018-19	Quindary Weatherspoon	Sr.	2nd
2019-20	Reggie Perry	So.	1st

SEC • PRESEASON POLL • MEDIA

SEASON	POINTS	PREDICTED FINISH	ACTUAL FINISH
1989-90	239	6/10	T-7th
1990-91	291	5/10	T-1st
1991-92	122	10/12 • 5/6	T-7th • 4th
1992-93	186	3/12 • 2/6	T-9th • 5th
1993-94	83	10/12 • 5/6	T-5th • 3rd
1994-95	50	5/12 • 3/6	T-2nd • T-1st
1995-96	14	2/12 • 1/6	T-2nd • T-1st
1996-97	59	7/12 • 4/6	T-7th • T-3rd
1997-98	101	5/12 • 3/6	T-11th • T-5th
1998-99	69	5/12 • 4/6	T-6th • T-3rd
1999-2000	121	6/12 • 4/6	T-9th • T-5th
2000-01	104	6/12 • 3/6	T-8th • T-4th
2001-02	125	12/12 • 6/6	T-2nd • 2nd
2002-03	93	4/12 • 2/6	T-4th • 1st
2003-04	167	8/12 • 3/6	T-1st • T-1st
2004-05	19	1/12 • 1/6	T-5th • T-3rd
2005-06	93	5/12 • 4/6	T-9th • 4th
2006-07	108	7/12 • 4/6	T-5th • T-1st
2007-08	148	10/12 • 2/6	T-2nd • 1st
2008-09	91	6/12 • 4/6	T-5th • 3rd
2009-10	144	11/12 • 1/6	T-4th • T-1st
2010-11	118	11/12 • 1/6	T-4th • 2nd
2011-12	191	5/12	T-6th
2012-13	37	14/14	T-12th
2013-14	59	13/14	14th
2014-15	35	14/14	T-11th
2015-16	203	8/14	11th
2016-17	-	10/14	12th
2017-18	-	12/14	T-7th
2018-19	-	4/14	T-6th
2019-20	-	7/14	T-4th

Notes: Overall finish followed by western division finish listed from 1991-92 to 2010-11 ... Most points determined order of finish from 1989-90 to 1993-94 and from 2007-08 to 2015-16 whereas fewest points determined order of finish from 1994-95 to 2006-07.

**NCAA/COSIDA - ACADEMIC ALL-AMERICA**

SEASON	PLAYER	CLASS	TEAM
1962-63	Joe Dan Gold	Sr.	2nd
2010-11	Riley Benock	Sr.	3rd

NCAA POSTGRADUATE SCHOLARSHIP WINNERS

SEASON	PLAYER	CLASS
1975-76	Rich Knarr	Sr.

NATIONAL ASSOCIATION OF BASKETBALL COACHES**NABC - HONORS COURT**

SEASON	PLAYER	CLASS
2010-11	Riley Benock	Sr.
2010-11	Brandon Bolen	Sr.
2010-11	Taylor Luczak	Sr.

SEC - ACADEMIC HONOR ROLL**SINCE 1962-63**

SEASON	PLAYER
1962-63	Joe Dan Gold
1963-64	Aubrey Nichols • 2nd Team
1966-67	John Sapen
1966-67	Herb Biggs • Honorable Mention
1968-69	Chuck Wade
1970-71	Johnny Pearson • 2nd Team
1971-72	Jeff Watkins
1971-72	Johnny Pearson • Honorable Mention
1972-73	Terry Kusnierz
1973-74	Bill Singletary
1973-74	Rich Knarr
1973-74	Jeff Stroman • 2nd Team
1973-74	Terry Kusnierz • Honorable Mention
1974-75	Jeff Stroman • 2nd Team
1975-76	Rich Knarr
1975-76	Joe Dean • 2nd Team
1975-76	Jeff Stroman • 2nd Team
1979-80	Tom Schubert
1986-87	Mark Peters
1988-89	Carl Nichols
1989-90	Carl Nichols
1989-90	Cameron Burns
1990-91	Carl Nichols
1990-91	Brad Smith
1992-93	Marcus Grant
1992-93	Orien Watson
1993-94	David Domingue
1993-94	Marcus Grant
1994-95	Marcus Grant
1994-95	Whit Hughes
1994-95	Russell Walters
1994-95	Jay Walton
1995-96	Erick Dampier
1995-96	Whit Hughes
1995-96	Jay Walton
1995-96	Bubba Wilson
1996-97	McKie Edmonson
1996-97	Whit Hughes
1996-97	Bart Hyche
1997-98	McKie Edmonson
1997-98	Whit Hughes
1997-98	Bart Hyche
1997-98	David Redding

SEC - ACADEMIC HONOR ROLL

SEASON	PLAYER
1998-99	Bart Hyche
1998-99	Tyrone Washington
1998-99	Detrick White
2000-01	T.J. Billups
2000-01	Ward Griffith
2000-01	Robert Jackson
2001-02	Corey Stidham
2002-03	Stephen Cowherd
2002-03	Guy Gardner
2002-03	Roy Goffer
2002-03	Michal Ignerski
2002-03	Wesley Morgan
2002-03	Corey Stidham
2003-04	Billy Begley
2003-04	Michael Boler
2003-04	Wesley Morgan
2003-04	Shane Power
2003-04	Piotr Stelmach
2004-05	Billy Begley
2004-05	Michael Boler
2004-05	Wesley Morgan
2004-05	Shane Power
2004-05	Piotr Stelmach
2005-06	Billy Begley
2005-06	Michael Boler
2005-06	Wesley Morgan
2005-06	Piotr Stelmach
2006-07	Billy Begley
2006-07	Joseph Lupe
2006-07	Piotr Stelmach
2007-08	Billy Begley
2007-08	Riley Benock
2007-08	Brandon Bolen
2007-08	Joseph Lupe
2008-09	Twany Beckham
2008-09	Riley Benock
2008-09	Brandon Bolen
2008-09	Taylor Luczak
2008-09	Romero Osby
2009-10	Twany Beckham
2009-10	Riley Benock
2009-10	Brandon Bolen
2009-10	Taylor Luczak
2009-10	Charles Parker
2010-11	Riley Benock
2010-11	Brandon Bolen
2010-11	Taylor Luczak
2010-11	Charles Parker
2010-11	Shaun Smith
2011-12	Reed Clayton
2011-12	Tyson Cunningham
2011-12	Rodney Hood
2011-12	Taylor Luczak
2011-12	Baxter Price
2011-12	Kristers Zeidaks
2012-13	Trivante Bloodman
2012-13	Colin Borchert
2012-13	Tyson Cunningham
2012-13	Jacoby Davis
2012-13	Baxter Price
2013-14	Tyson Cunningham

SEC • ACADEMIC HONOR ROLL

SEASON	PLAYER
2014-15	Isaiah Butler
2014-15	Jeffrey Johnson
2014-15	Gavin Ware
2015-16	Jett Jobe
2015-16	Gavin Ware
2016-17	None
2017-18	Tate Clayton
2017-18	Drew Davis
2017-18	KeyShawn Feazell
2017-18	T.J. Gray
2017-18	Nick Singleton
2017-18	Mitchell Storm
2018-19	Abdul Ado
2018-19	Tate Clayton
2018-19	KeyShawn Feazell
2018-19	T.J. Gray
2018-19	Mitchell Storm
2019-20	Tate Clayton
2019-20	Andrew Junkin
2019-20	D.J. Stewart Jr.
2019-20	Mitchell Storm

SEC • FRESHMAN ACADEMIC HONOR ROLL**FROM 2003-09**

SEASON	PLAYER
2002-03	Stephen Cowherd
2003-04	Billy Begley
2003-04	Piotr Stelmach
2006-07	Joseph Lupe
2007-08	Riley Benock
2008-09	Romero Osby
2008-09	Twany Beckham

SEC • FIRST-YEAR ACADEMIC HONOR ROLL**SINCE 2009-10**

SEASON	PLAYER
2014-15	Isaiah Butler
2014-15	Jeffrey Johnson
2015-16	Jett Jobe
2017-18	Tate Clayton
2017-18	KeyShawn Feazell
2017-18	Mitchell Storm
2018-19	Andrew Junkin
2018-19	D.J. Stewart Jr.
2018-19	Robert Woodard II
2019-20	Iverson Molinar
2019-20	Quinten Post
2019-20	Justin Rumph
2019-20	Tolu Smith
2019-20	Isaac Stansbury

SEC • COMMUNITY SERVICE TEAM**SINCE 1998-99**

SEASON	PLAYER
1999	Bart Hyche
2000	Tang Hamilton
2001	T.J. Billups
2002	Lincoln Smith
2003	Timmy Bowers
2004	Timmy Bowers
2005	Shane Power
2006	Wesley Morgan
2007	Piotr Stelmach
2008	Billy Begley
2009	Barry Stewart
2010	Barry Stewart
2011	Brandon Bolen
2012	Charles Parker
2013	Tyson Cunningham
2014	Tyson Cunningham
2015	Isaiah Butler
2016	Gavin Ware
2017	I.J. Ready
2018	Mitchell Storm
2019	Aric Holman
2020	Abdul Ado

**MISSISSIPPI STATE - SPORTS HALL OF FAME - SINCE 1970
INCLUDES MULTI-SPORT STUDENT-ATHLETES INDUCTEES**

CLASS	INDUCTEE
1970	K.P. Gatchell
1970	T.L. Gaddy
1970	C.R. Noble
1970	H.L. Stone
1971	Bailey Howell
1971	G.D. Pillow
1971	H.G. Perkins
1972	C.H. Armstrong
1972	C.B. Cameron
1972	C.S. Myer
1972	J.C. Nix
1972	J.F. Walters
1973	J.C. Harris
1973	E.B. Jones
1974	Jim Ashmore
1974	E.B. Chadwick
1974	W.O. Stone
1975	R.E. Cassibry
1975	Babe McCarthy
1976	Morley Jennings
1976	William Pappenheimer
1977	Paul Gregory
1977	Harvey Johnson
1977	L.B. Taylor
1978	R.N. Brown
1978	F.W. Chambers
1978	B.W. Howard
1980	B.C. Vance
1986	Leland Mitchell
1989	W.D. Stroud
1991	Lloyd McDougal
1992	R.B. Ward
1995	Elmo Branch
1995	Doug Hutton
1996	Joe Dan Gold
2004	W.R. Nettles
2004	Dave Williams
2006	Kermit Davis, Sr.
2010	Richard Williams
2011	Jeff Malone
2014	Rickey Brown
2015	Erick Dampier
2016	Greg Carter
2018	Tony Watts
2019	Darryl Wilson

**MISSISSIPPI SPORTS HALL OF FAME AND MUSEUM
INDUCTEES LISTED FOR BASKETBALL ACCOMPLISHMENTS ONLY**

CLASS	INDUCTEE
1965	T.L. Gaddy
1966	K.P. Gatchell
1974	Babe McCarthy
1977	Bailey Howell
1983	Jim Ashmore
1983	G.D. Pillow
1990	W.D. Stroud
1995	Doug Hutton
2012	Jeff Malone
2014	Richard Williams
2021	Erick Dampier

**BAILEY HOWELL TROPHY - MISSISSIPPI SPORTS HALL OF FAME
WINNERS - SINCE 2004-05**

SEASON	PLAYER	CLASS
2004-05	Lawrence Roberts	Sr.
2007-08	Jamont Gordon	Jr.
2008-09	Jarvis Varnado	Jr.
2009-10	Jarvis Varnado	Sr.
2011-12	Arnett Moultrie	Jr.
2017-18	Quinndary Weatherspoon	Jr.
2018-19	Quinndary Weatherspoon	Sr.
2019-20	Reggie Perry	So.

**BAILEY HOWELL TROPHY - MISSISSIPPI SPORTS HALL OF FAME
FINALISTS - SINCE 2004-05**

SEASON	PLAYER	CLASS
2004-05	Shane Power	Sr.
2004-05	Lawrence Roberts	Sr.
2005-06	Charles Rhodes	So.
2006-07	Jamont Gordon	So.
2007-08	Jamont Gordon	Jr.
2007-08	Charles Rhodes	Sr.
2008-09	Jarvis Varnado	Jr.
2009-10	Jarvis Varnado	Sr.
2010-11	Dee Bost	Jr.
2011-12	Dee Bost	Sr.
2011-12	Arnett Moultrie	Jr.
2015-16	Gavin Ware	Sr.
2015-16	Quinndary Weatherspoon	Fr.
2016-17	Quinndary Weatherspoon	So.
2017-18	Nick Weatherspoon	Fr.
2017-18	Quinndary Weatherspoon	Jr.
2018-19	Quinndary Weatherspoon	Sr.
2019-20	Reggie Perry	So.


**HOWELL/GILLOM TROPHY - MISSISSIPPI SPORTS HALL OF FAME
MISSISSIPPI STATE SWEEPS - SINCE 2004-05**

SEASON	PLAYERS
2008-09	Jarvis Varnado • Alexis Rack
2009-10	Jarvis Varnado • Alexis Rack
2017-18	Quinndary Weatherspoon • Victoria Vivians
2018-19	Quinndary Weatherspoon • Teaira McCowan
2019-20	Reggie Perry • Rickea Jackson

Bailey Howell, the greatest name in MSU basketball history, was enshrined into the Naismith Memorial Basketball Hall of Fame in Springfield, Mass., on Sept. 29, 1997.

Listed below are some of the many accomplishments achieved by Bailey Howell during his record-setting collegiate stint at Mississippi State and productive 12-year NBA career:

- Member of the Tennessee, Mississippi and MSU Sports Halls of Fame.
- Namesake of the Cellular South Howell Trophy, presented annually to the top male basketball player among Mississippi's four-year senior colleges.
- Two-time All-American and three-time first-team All-SEC selection.
- Consensus first-team All-American as senior (1958-59)
- Consensus second-team All-American as a junior (1957-58)
- Ranked among the nation's Top 10 statistical leaders in both scoring and rebounding during all three varsity seasons (1957-59).
- Ranked fourth nationally in scoring during his junior (27.8 ppg) and senior (27.5 ppg) years.
- Led the NCAA in field-goal percentage (56.8%) as a sophomore, and was second in rebounding as a senior (15.2 rpg).
- Owns career records for scoring average (27.1), rebounds (1,277), rebounding average (17.0 rpg), free throws made (682) and free throws attempted (892).
- Ranks second at MSU with 2,030 points.
- Owns MSU's single-game scoring (47 points vs. Union in 1958) and rebounding (34 rebounds vs. LSU in 1957) marks.
- Served as co-captain as a junior and tri-captain as a senior, helping lead coach Babe McCarthy's teams to a three-year composite record of 61-14, including an SEC title during his senior campaign.
- Starred for 12 years in the NBA, having ranked among the all-time Top 10 leaders in nine statistical categories upon his retirement in 1971.
- Six-time NBA All-Star named to the All-NBA Second Team in 1963.
- Member of two NBA World Championship teams (1968 & 1969) with the Boston Celtics.
- Selected by the Detroit Pistons in the first round (second pick overall) of the 1959 NBA Draft.



**NCAA TOURNAMENT HISTORY - 11-11****1963 - MIDEAST REGION - EAST LANSING MICHIGAN**

03/15/1963 - Loyola Chicago 61, MSU 51 Regional Semi - 16
 03/16/1963 - MSU 65, Bowling Green 60 Regional 3rd Place - C

1991 - EAST REGION - SYRACUSE, NEW YORK

03/15/1991 - [12] Eastern Michigan 76, [5] MSU 56 1st Round - 64

1995 - WEST REGION - BOISE, IDAHO

03/17/1995 - [5] MSU 75, [12] Santa Clara 67 1st Round - 64
 03/19/1995 - [5] MSU 78, [4] Utah 64 2nd Round - 32

1995 - WEST REGION - OAKLAND, CALIFORNIA

03/23/1995 - [1] UCLA 86, [5] MSU 67 Regional Semi - 16

1996 - SOUTHEAST REGION - INDIANAPOLIS, INDIANA

03/14/1996 - [5] MSU 58, [12] VCU 51 1st Round - 64
 03/16/1996 - [5] MSU 63, [13] Princeton 41 2nd Round - 32

1996 - SOUTHEAST REGION - LEXINGTON, KENTUCKY

03/22/1996 - [5] MSU 60, [1] Connecticut 55 Regional Semi - 16
 03/24/1996 - [5] MSU 73, [2] Cincinnati 63 Regional Final - 8

1996 - FINAL FOUR - LEXINGTON, KENTUCKY

03/30/1996 - [4] Syracuse 77, [5] MSU 69 National Semi - 4

2002 - MIDWEST REGION - DALLAS, TEXAS

03/15/2002 - [3] MSU 70, [14] McNeese State 58 1st Round - 64
 03/17/2002 - [6] Texas 68, [3] MSU 64 2nd Round - 32

2003 - EAST REGION - BIRMINGHAM, ALABAMA

03/21/2003 - [12] Butler 47, [5] MSU 46 1st Round - 64

2004 - SOUTH REGION - ORLANDO, FLORIDA

03/19/2004 - [2] MSU 85, [15] Monmouth 52 1st Round - 64
 03/21/2004 - [7] Xavier 89, [2] MSU 74 2nd Round - 32

2005 - SOUTH REGION - CHARLOTTE, NORTH CAROLINA

03/18/2005 - [9] MSU 93, [8] Stanford 70 1st Round - 64
 03/20/2005 - [1] Duke 63, [9] MSU 55 2nd Round - 32

2008 - SOUTH REGION - NORTH LITTLE ROCK, ARKANSAS

03/21/2008 - [8] MSU 76, [9] Oregon 69 1st Round - 64
 03/23/2008 - [1] Memphis 77, [8] MSU 74 2nd Round - 32

2009 - WEST REGION - PORTLAND, OREGON

03/19/2009 - [4] Washington 71, [13] MSU 58 1st Round - 64

2019 - EAST REGION - SAN JOSE, CALIFORNIA

03/22/2019 - [12] Liberty 80, [5] MSU 76 1st Round - 64

[] - Seed for NCAA Tournament in region

C - Consolation Game

2019 NCAA TOURNAMENT - HEAD COACH: BEN HOWLAND

Leading Scorer: Quindary Weatherspoon - 18.5 PPG
 Leading Rebounder: Reggie Perry - 7.2 RPG
 Leading Assists: Lamar Peters - 5.2 APG
 Leading Steals: L. Peters and Q. Weatherspoon - 1.7 SPG
 Leading Blocks: Abdul Ado - 1.8 BPG

2009 NCAA TOURNAMENT - HEAD COACH: RICK STANSBURY

Leading Scorer: Jarvis Varnado - 12.9 PPG
 Leading Rebounder: Jarvis Varnado - 8.8 RPG
 Leading Assists: Dee Bost - 2.8 APG
 Leading Steals: Dee Bost - 1.4 SPG
 Leading Blocks: Jarvis Varnado - 4.7 BPG

2008 NCAA TOURNAMENT - HEAD COACH: RICK STANSBURY

Leading Scorer: Charles Rhodes - 17.4 PPG
 Leading Rebounder: C. Rhodes and J. Varnado - 7.8 RPG
 Leading Assists: Jamont Gordon - 4.5 APG
 Leading Steals: Barry Stewart - 1.3 SPG
 Leading Blocks: Jarvis Varnado - 4.6 BPG

2005 NCAA TOURNAMENT - HEAD COACH: RICK STANSBURY

Leading Scorer: Lawrence Roberts - 16.1 PPG
 Leading Rebounder: Lawrence Roberts - 10.0 RPG
 Leading Assists: Gary Ervin - 4.5 APG
 Leading Steals: Lawrence Roberts - 1.4 SPG
 Leading Blocks: Marcus Campbell - 1.0 BPG

2004 NCAA TOURNAMENT - HEAD COACH: RICK STANSBURY

Leading Scorer: Lawrence Roberts - 16.9 PPG
 Leading Rebounder: Lawrence Roberts - 10.1 RPG
 Leading Assists: Timmy Bowers - 4.8 APG
 Leading Steals: Timmy Bowers - 1.9 SPG
 Leading Blocks: Branden Vincent - 1.3 BPG

2003 NCAA TOURNAMENT - HEAD COACH: RICK STANSBURY

Leading Scorer: Mario Austin - 15.5 PPG
 Leading Rebounder: Mario Austin - 7.7 RPG
 Leading Assists: Derrick Zimmerman - 5.5 APG
 Leading Steals: Derrick Zimmerman - 1.9 SPG
 Leading Blocks: Derrick Zimmerman - 0.8 BPG

2002 NCAA TOURNAMENT - HEAD COACH: RICK STANSBURY

Leading Scorer: Mario Austin - 16.1 PPG
 Leading Rebounder: Mario Austin - 7.6 RPG
 Leading Assists: Derrick Zimmerman - 6.0 APG
 Leading Steals: Derrick Zimmerman - 2.1 SPG
 Leading Blocks: Derrick Zimmerman - 0.8 BPG

1996 NCAA TOURNAMENT - HEAD COACH: RICHARD WILLIAMS

Leading Scorer: Darryl Wilson - 18.0 PPG
 Leading Rebounder: Erick Dampier - 9.6 RPG
 Leading Assists: Marcus Bullard - 5.1 APG
 Leading Steals: Marcus Bullard - 1.5 SPG
 Leading Blocks: Erick Dampier - 3.1 BPG

1995 NCAA TOURNAMENT - HEAD COACH: RICHARD WILLIAMS

Leading Scorer: Darryl Wilson - 17.8 PPG
 Leading Rebounder: Erick Dampier - 9.7 RPG
 Leading Assists: T.J. Honore - 3.8 APG
 Leading Steals: Darryl Wilson - 1.5 SPG
 Leading Blocks: Erick Dampier - 2.6 BPG



1991 NCAA TOURNAMENT • HEAD COACH: RICHARD WILLIAMS

Leading Scorer: Cameron Burns • 16.9 PPG
 Leading Rebounder: Greg Carter • 7.8 RPG
 Leading Assists: Doug Hartsfield • 4.3 APG
 Leading Steals: Tony Watts • 1.7 SPG
 Leading Blocks: Brad Smith • 0.6 BPG

1963 NCAA TOURNAMENT • HEAD COACH: BABE MCCARTHY

Leading Scorer: Leland Mitchell • 17.1 PPG
 Leading Rebounder: Leland Mitchell • 9.8 RPG

INDIVIDUAL SUPERLATIVES

POINTS SCORED

RANK	PTS	PLAYER	OPPONENT	DATE
1	34	Charles Rhodes	vs. Oregon	03/21/2008
2	32	Darryl Wilson	vs. [19] Utah	03/19/1995
3	27	Quindary Weatherspoon	vs. Liberty	03/22/2019
	27	Darryl Wilson	vs. [3] Connecticut	03/22/1996
5	25	Mario Austin	vs. McNeese State	03/15/2002
6	23	Lawrence Roberts	vs. Stanford	03/18/2005
	23	Dontae' Jones	vs. [7] Cincinnati	03/24/1996
	23	Leland Mitchell	vs. Bowling Green	03/16/1963
9	22	Darryl Wilson	vs. [1] UCLA	03/23/1995
	22	Cameron Burns	vs. Eastern Michigan	03/15/1991
11	21	Lamar Peters	vs. Liberty	03/22/2019
	21	Jamont Gordon	vs. [2] Memphis	03/23/2008
	21	Erick Dampier	vs. [19] Utah	03/19/1995
14	20	Winsome Frazier	vs. Stanford	03/18/2005
	20	Marckell Patterson	vs. McNeese State	03/15/2002
	20	Darryl Wilson	vs. [15] Syracuse	03/30/1996
	20	Erick Dampier	vs. Princeton	03/16/1996

FIELD GOALS MADE

RANK	FGM	PLAYER	OPPONENT	DATE
1	10	Charles Rhodes	vs. Oregon	03/21/2008
	10	Erick Dampier	vs. Princeton	03/16/1996
	10	Darryl Wilson	vs. [19] Utah	03/19/1995
4	9	Marckell Patterson	vs. McNeese State	03/15/2002
	9	Dontae' Jones	vs. [7] Cincinnati	03/24/1996
	9	Darryl Wilson	vs. [15] Connecticut	03/22/1996
	9	Erick Dampier	vs. [19] Utah	03/19/1995

FIELD GOALS ATTEMPTED

RANK	FGA	PLAYER	OPPONENT	DATE
1	21	Darryl Wilson	vs. [1] UCLA	03/23/1995
2	20	Darryl Wilson	vs. [19] Utah	03/19/1995
3	19	Greg Carter	vs. Eastern Michigan	03/15/1991
4	18	Lawrence Roberts	vs. [3] Duke	03/20/2005
	18	Cameron Burns	vs. Eastern Michigan	03/15/1991

FIELD GOAL PERCENTAGE - MIN: 5 FGM

RANK	PCT	PLAYER	OPPONENT	DATE
1	83.3 • 10-12	Charles Rhodes	vs. Oregon	03/21/2008
	83.3 • 10-12	Erick Dampier	vs. Princeton	03/16/1996
3	81.8 • 9-11	Marckell Patterson	vs. McNeese State	03/15/2002
4	77.8 • 7-9	Winsome Frazier	vs. Stanford	03/18/2005
5	75.0 • 6-8	T.J. Honore	vs. Santa Clara	03/17/1995

3-POINT FIELD GOALS MADE

RANK	3PM	PLAYER	OPPONENT	DATE
1	7	Darryl Wilson	vs. [3] Connecticut	03/22/1996
2	6	Winsome Frazier	vs. Stanford	03/18/2005
	6	Darryl Wilson	vs. [15] Syracuse	03/30/1996
4	5	Darryl Wilson	vs. [1] UCLA	03/23/1995
5	4	Lamar Peters	vs. Liberty	03/22/2019
	4	Jamont Gordon	vs. [2] Memphis	03/23/2008
	4	Barry Stewart	vs. Oregon	03/21/2008
	4	Marcus Grant	vs. [19] Utah	03/19/1995
	4	T.J. Honore	vs. Santa Clara	03/17/1995

3-POINT FIELD GOALS ATTEMPTED

RANK	3PA	PLAYER	OPPONENT	DATE
1	14	Darryl Wilson	vs. [1] UCLA	03/23/1995
2	13	Darryl Wilson	vs. [15] Syracuse	03/30/1996
3	11	Darryl Wilson	vs. [3] Connecticut	03/22/1996
4	9	Winsome Frazier	vs. Xavier	03/21/2004
	9	Darryl Wilson	vs. Santa Clara	03/17/1995

3-POINT FIELD GOAL PERCENTAGE - MIN: 3 3-PT FGM

RANK	PCT	PLAYER	OPPONENT	DATE
1	100.0 • 3-3	Shane Power	vs. Monmouth	03/19/2004
2	80.0 • 4-5	Marcus Grant	vs. [19] Utah	03/19/1995
	80.0 • 4-5	T.J. Honore	vs. Santa Clara	03/17/1995
4	75.0 • 6-8	Winsome Frazier	vs. Stanford	03/18/2005
	75.0 • 3-4	Winsome Frazier	vs. Butler	03/21/2003

FREE THROWS MADE

RANK	FTM	PLAYER	OPPONENT	DATE
1	14	Charles Rhodes	vs. Oregon	03/21/2008
2	13	Quindary Weatherspoon	vs. Liberty	03/22/2019
	13	Leland Mitchell	vs. Bowling Green	03/16/1963
4	10	Darryl Wilson	vs. [19] Utah	03/19/1995
5	9	Mario Austin	vs. McNeese State	03/15/2002
	9	Darryl Wilson	vs. [7] Cincinnati	03/24/1996
	9	Darryl Wilson	vs. Santa Clara	03/17/1995

FREE THROWS ATTEMPTS

RANK	FTA	PLAYER	OPPONENT	DATE
1	18	Charles Rhodes	vs. Oregon	03/21/2008
2	16	Quindary Weatherspoon	vs. Liberty	03/22/2019
	16	Leland Mitchell	vs. Bowling Green	03/16/1963
4	14	Mario Austin	vs. McNeese State	03/15/2002
5	12	Darryl Wilson	vs. [7] Cincinnati	03/24/1996
6	10	Lawrence Roberts	vs. [3] Duke	03/20/2005
	10	Branden Vincent	vs. Monmouth	03/19/2004
	10	Darryl Wilson	vs. [19] Utah	03/19/1995
	10	Darryl Wilson	vs. Santa Clara	03/17/1995

FREE THROW PERCENTAGE - MIN: 5 FTM

RANK	PCT	PLAYER	OPPONENT	DATE
1	100.0 • 10-10	Darryl Wilson	vs. [19] Utah	03/19/1995
	100.0 • 5-5	Lawrence Roberts	vs. Monmouth	03/19/2004
	100.0 • 5-5	Michal Ignerski	vs. Texas	03/17/2002
4	90.0 • 9-10	Darryl Wilson	vs. Santa Clara	03/17/1995
5	87.5 • 7-8	Jarvis Varnado	vs. [2] Memphis	03/23/2008

**REBOUNDS**

RANK	REB	PLAYER	OPPONENT	DATE
1	14	Lawrence Roberts	vs. Stanford	03/18/2005
	14	Erick Dampier	vs. [15] Syracuse	03/30/1996
3	13	Dontae' Jones	vs. [7] Cincinnati	03/24/1996
4	12	Branden Vincent	vs. Xavier	03/21/2004
5	11	Jamont Gordon	vs. [2] Memphis	03/23/2008
	11	Jamont Gordon	vs. Oregon	03/21/2008
	11	Lawrence Roberts	vs. [3] Duke	03/20/2005
	11	Branden Vincent	vs. Monmouth	03/19/2004
	11	Leland Mitchell	vs. Loyola - Chicago	03/15/1963
12	10	Reggie Perry	vs. Liberty	03/22/2019
	10	Charles Rhodes	vs. [2] Memphis	03/23/2008
	10	Mario Austin	vs. Butler	03/21/2003
	10	Russell Walters	vs. [7] Cincinnati	03/24/1996
	10	Dontae' Jones	vs. [3] Connecticut	03/22/1996
	10	Dontae' Jones	vs. VCU	03/14/1996
	10	Marcus Grant	vs. [1] UCLA	03/23/1995
	10	Erick Dampier	vs. Utah	03/19/1995

ASSISTS

RANK	ASST	PLAYER	OPPONENT	DATE
1	9	Jamont Gordon	vs. Oregon	03/21/2008
	9	Timmy Bowers	vs. Monmouth	03/19/2004
	9	Marcus Bullard	vs. Princeton	03/16/1996
4	8	Marcus Bullard	vs. [15] Syracuse	03/30/1996
5	6	Erick Dampier	vs. [15] Syracuse	03/30/1996
	6	Marcus Bullard	vs. [3] Connecticut	03/22/1996

BLOCKED SHOTS

RANK	BLK	PLAYER	OPPONENT	DATE
1	8	Erick Dampier	vs. [19] Utah	03/19/1995
2	5	Erick Dampier	vs. VCU	03/14/1996
	5	Jarvis Varnado	vs. [2] Memphis	03/23/2008
	5	Jarvis Varnado	vs. [15] Washington	03/19/2009

STEALS

RANK	STL	PLAYER	OPPONENT	DATE
1	5	Timmy Bowers	vs. McNeese State	03/15/2002
2	4	Ben Hansbrough	vs. Oregon	03/21/2008
	4	Winsome Frazier	vs. Xavier	03/21/2004
	4	Ontario Harper	vs. McNeese State	03/15/2002

DOUBLE-DOUBLES

PTS - REB	PLAYER	OPPONENT	DATE
21 - 11	Jamont Gordon	vs. [2] Memphis	03/23/2008
14 - 10	Charles Rhodes	vs. [2] Memphis	03/23/2008
17 - 11	Lawrence Roberts	vs. [3] Duke	03/20/2005
23 - 14	Lawrence Roberts	vs. Stanford	03/18/2005
11 - 12	Branden Vincent	vs. Xavier	03/21/2004
14 - 11	Branden Vincent	vs. Monmouth	03/19/2004
18 - 10	Mario Austin	vs. Butler	03/21/2003
12 - 14	Erick Dampier	vs. [15] Syracuse	03/30/1996
23 - 13	Dontae' Jones	vs. [7] Cincinnati	03/24/1996
13 - 10	Dontae' Jones	vs. [3] Connecticut	03/22/1996
13 - 10	Dontae' Jones	vs. VCU	03/14/1996
21 - 10	Erick Dampier	vs. [19] Utah	03/19/1995
14 - 11	Leland Mitchell	vs. [3] Loyola - Chicago	03/15/1963

TEAM SUPERLATIVES

POINTS			
RANK	PTS	OPPONENT	DATE
1	93	vs. Stanford	03/18/2005
2	85	vs. Monmouth	03/19/2004
3	78	vs. [19] Utah	03/19/1995
4	76	vs. Liberty	03/22/2019
	76	vs. Oregon	03/21/2008
6	75	vs. Santa Clara	03/17/1995

FIELD GOALS MADE

RANK	FGM	OPPONENT	DATE
1	32	vs. Stanford	03/18/2005
2	30	vs. Monmouth	03/19/2004
3	28	vs. [19] Utah	03/19/1995
4	26	vs. [2] Memphis	03/23/2008
	26	vs. Xavier	03/21/2004
	26	vs. [15] Syracuse	03/30/1996
	26	vs. Santa Clara	03/17/1995

FIELD GOALS ATTEMPTED

RANK	FGA	OPPONENT	DATE
1	72	vs. Xavier	03/21/2004
2	62	vs. [3] Duke	03/20/2005
	62	vs. [1] UCLA	03/23/1995
	62	vs. Eastern Michigan	03/15/1991
5	61	vs. [19] Utah	03/19/1995
6	60	vs. [2] Memphis	03/23/2008

FIELD GOAL PERCENTAGE

RANK	FG PCT	OPPONENT	DATE
1	60.0 [24-40]	vs. Princeton	03/16/1996
2	56.1 [32-57]	vs. Stanford	03/18/2005
3	53.6 [30-56]	vs. Monmouth	03/19/2004
4	52.0 [26-50]	vs. Santa Clara	03/17/1995
5	48.1 [25-52]	vs. Liberty	03/22/2019

3-POINT FIELD GOALS MADE

RANK	3PM	OPPONENT	DATE
1	11	vs. [15] Syracuse	03/30/1996
2	9	vs. Stanford	03/18/2005
	9	vs. Xavier	03/21/2004
	9	vs. [1] UCLA	03/23/1995
	9	vs. Santa Clara	03/17/1995

3-POINT FIELD GOALS ATTEMPTED

RANK	3PA	OPPONENT	DATE
1	32	vs. [1] UCLA	03/23/1995
2	28	vs. [15] Syracuse	03/30/1996
3	26	vs. Xavier	03/21/2004
4	23	vs. Texas	03/17/2002
5	22	vs. Liberty	03/22/2019
	22	vs. Monmouth	03/19/2004
	22	vs. Santa Clara	03/17/1995

3-POINT FIELD GOAL PERCENTAGE - MIN: 5 3-PT FGM

RANK	3PT PCT	OPPONENT	DATE
1	52.9 [9-17]	vs. Stanford	03/18/2005
2	46.7 [7-15]	vs. [3] Connecticut	03/22/1996
3	42.1 [8-19]	vs. [2] Memphis	03/23/2008
4	40.9 [9-22]	vs. Santa Clara	03/17/1995
5	39.3 [11-28]	vs. [15] Syracuse	03/30/1996

FREE THROWS MADE

RANK	FTM	OPPONENT	DATE
1	25	vs. Bowling Green	03/16/1963
2	24	vs. Oregon	03/21/2008
3	20	vs. Stanford	03/18/2005
	20	vs. [7] Cincinnati	03/24/1996
5	18	vs. Liberty	03/22/2019
6	17	vs. Monmouth	03/19/2004
7	16	vs. McNeese State	03/15/2002
	16	vs. [19] Utah	03/19/1995

FREE THROWS ATTEMPTED

RANK	FTA	OPPONENT	DATE
1	36	vs. Oregon	03/21/2008
2	35	vs. Bowling Green	03/16/1963
3	33	vs. [7] Cincinnati	03/24/1996
4	26	vs. Stanford	03/18/2005
5	23	vs. Liberty	03/22/2019
	23	vs. Monmouth	03/19/2004

FREE THROW PERCENTAGE - MIN: 10 FTA

RANK	FT PCT	OPPONENT	DATE
1	1.000 [6-6]	vs. [15] Syracuse	03/30/1996
2	80.0 [16-20]	vs. [19] Utah	03/19/1995
	80.0 [8-10]	vs. Eastern Michigan	03/15/1991
4	78.3 [18-23]	vs. Liberty	03/22/2019
5	76.9 [20-26]	vs. Stanford	03/18/2005

REBOUNDS

RANK	REB	OPPONENT	DATE
1	47	vs. Monmouth	03/19/2004
2	46	vs. VCU	03/14/1996
3	44	vs. [7] Cincinnati	03/24/1996
4	42	vs. Bowling Green	03/16/1963
5	41	vs. [1] UCLA	03/23/1995

ASSISTS

RANK	ASST	OPPONENT	DATE
1	21	vs. [15] Syracuse	03/30/1996
2	19	vs. Monmouth	03/19/2004
3	16	vs. Eastern Michigan	03/15/1991
4	15	vs. McNeese State	03/15/2002
	15	vs. Princeton	03/16/1996
	15	vs. Santa Clara	03/17/1995

TURNOVERS

RANK	TO	OPPONENT	DATE
1	21	vs. [15] Syracuse	03/30/1996
2	20	vs. VCU	03/14/1996
	20	vs. [1] UCLA	03/23/1995
	20	vs. Santa Clara	03/17/1995

BLOCKED SHOTS

RANK	BLK	OPPONENT	DATE
1	8	vs. Liberty	03/22/2019
	8	vs. [19] Utah	03/19/1995
3	7	vs. [3] Connecticut	03/22/1996
	7	vs. [2] Memphis	03/23/2008

STEALS

RANK	STL	OPPONENT	DATE
1	12	vs. Monmouth	03/19/2004
2	11	vs. McNeese State	03/15/2002
	11	vs. Xavier	03/21/2004
4	10	vs. Eastern Michigan	03/15/1991

INDIVIDUAL SUPERLATIVES

POINTS SCORED - SEASON

RANK	PTS	PLAYER	SEASON
1	91	Darryl Wilson	1996
2	76	Dontae' Jones	1996
3	73	Darryl Wilson	1995
4	69	Erick Dampier	1996
5	48	Charles Rhodes	2008

REBOUNDS - SEASON

RANK	REB	PLAYER	SEASON
1	46	Dontae' Jones	1996
2	42	Erick Dampier	1996
3	35	Russell Walters	1996
4	25	Lawrence Roberts	2005
5	24	Marcus Bullard	1996

ASSISTS - SEASON

RANK	ASST	PLAYER	SEASON
1	32	Marcus Bullard	1996
2	14	Timmy Bowers	2004
	14	Jamont Gordon	2008
4	11	Marcus Grant	1995
5	10	T.J. Honore	1995
	10	Erick Dampier	1996
	10	Darryl Wilson	1996

BLOCKS - SEASON

RANK	BLK	PLAYER	SEASON
1	16	Erick Dampier	1995
2	12	Erick Dampier	1996
3	9	Jarvis Varnardo	2008
4	5	Jarvis Varnardo	2009

STEALS - SEASON

RANK	STL	PLAYER	SEASON
1	8	Timmy Bowers	2002
2	7	Darryl Wilson	1995
3	6	Dontae' Jones	1996
	6	Ontario Harper	2002
	6	Winsome Frazier	2004

POINTS SCORED - CAREER

RANK	PTS	PLAYER	SEASONS
1	164	Darryl Wilson	1995-96
2	114	Erick Dampier	1995-96
3	76	Dontae' Jones	1996
4	70	Lawrence Roberts	2004-05
5	55	Mario Austin	2002-03
	55	Timmy Bowers	2002-03-04

REBOUNDS - CAREER

RANK	REB	PLAYER	SEASONS
1	65	Erick Dampier	1995-96
2	56	Russell Walters	1995-96
3	46	Dontae' Jones	1996
4	36	Lawrence Roberts	2004-05
5	31	Marcus Bullard	1995-96
	31	Darryl Wilson	1995-96



ASSISTS - CAREER

RANK	ASST	PLAYER	SEASONS
1	35	Marcus Bullard	1995-96
2	21	Timmy Bowers	2002-03-04
3	19	Darryl Wilson	1995-96
4	14	Jamont Gordon	2008
5	12	Gary Ervin	2004-05
	12	Derrick Zimmerman	2002-03

BLOCKS - CAREER

RANK	BLK	PLAYER	SEASONS
1	28	Erick Dampier	1994-95
2	14	Jarvis Varnardo	2008-09
3	6	Marcus Campbell	2002-03-04-05

STEALS - CAREER

RANK	STL	PLAYER	SEASONS
1	13	Timmy Bowers	2002-03-04
2	10	Winsome Frazier	2002-03-04-05
3	8	Marcus Bullard	1995-96
	8	Darryl Wilson	1995-96

2019 NCAA TOURNAMENT • FIRST ROUND

[12] Liberty 80, [5] Mississippi State 76

03/22/2018 • San Jose, California • SAP Center • 12,824

LU • 29-6	FG-FGA	3-PT FG-FGA	FT-FTA	OFF-DEF-REB	PTS	PF	ASST	TO	BLK	STL	MIN
31 • S. James • F	3-7	0-0	0-1	2-4-6	6	1	0	4	0	0	23
01 • C. Homesley • G	10-16	5-11	5-6	0-4-4	30	1	1	2	0	1	33
03 • L. Cabbil • G	4-7	3-4	7-8	0-2-2	18	3	5	1	0	2	30
10 • E. Cuffee • G	1-5	1-4	0-0	0-3-3	3	5	2	1	1	0	34
11 • G. Pacheco-Ortiz • G	1-5	1-2	0-0	1-0-1	3	1	2	1	0	1	34
00 • M. Baxter-Bell	3-8	0-1	7-8	1-3-4	13	1	4	0	0	0	18
02 • D. McGhee	0-1	0-1	1-2	0-2-2	1	0	0	0	0	0	12
05 • K. Gumbs	2-3	2-2	0-0	0-1-1	6	1	2	1	0	0	16
TEAM				3-2-5							
TOTALS	24-52	12-25	20-25	7-21-28	80	15	16	10	1	4	200

FG% • 1ST HALF	13-26 • 50.0	FG% • 2ND HALF	11-26 • 42.3	FG% • GAME	24-52 • 46.2	DEADBALL REB
3 FG% • 1ST HALF	7-16 • 43.8	3 FG% • 2ND HALF	5-9 • 55.6	3 FG% • GAME	12-25 • 48.0	OFF • DEF
FT% • 1ST HALF	2-3 • 66.7	FT% • 2ND HALF	18-22 • 80.0	FT% • GAME	20-25 • 80.0	2 • 0

MSU • 23-11	FG-FGA	3-PT FG-FGA	FT-FTA	OFF-DEF-REB	PTS	PF	ASST	TO	BLK	STL	MIN
01 • R. Perry • F	2-7	0-0	1-2	2-8-10	5	3	1	0	1	2	26
24 • A. Ado • F	0-1	0-0	0-0	0-4-4	0	3	0	0	3	1	19
02 • L. Peters • F	8-14	4-8	1-2	0-1-1	21	4	5	4	0	0	34
11 • Q. Weatherspoon • G	6-12	2-6	13-16	0-3-3	27	4	3	2	1	2	36
23 • T. Carter • G	2-5	1-4	0-0	0-1-1	5	3	1	1	0	1	35
12 • R. Woodard II	5-7	0-1	3-3	4-3-7	13	3	1	1	0	0	26
22 • K. Feazell	0-0	0-0	0-0	0-0-0	0	0	0	0	0	0	3
35 • A. Holman	2-6	1-3	0-0	2-4-6	5	2	0	3	3	1	21
TEAM				0-0-0							
TOTALS	25-52	8-22	18-23	8-24-32	76	22	11	12	8	7	200

FG% • 1ST HALF	14-27 • 51.9	FG% • 2ND HALF	11-25 • 44.0	FG% • GAME	25-52 • 48.1	DEADBALL REB
3 FG% • 1ST HALF	4-10 • 40.0	3 FG% • 2ND HALF	4-12 • 33.3	3 FG% • GAME	8-22 • 36.4	OFF • DEF
FT% • 1ST HALF	5-7 • 71.4	FT% • 2ND HALF	13-16 • 81.3	FT% • GAME	18-23 • 78.3	3 • 0

SCORE BY PERIODS	1	2	F		PAINT	OFF/TO	2ND CHANCE	FASTBREAK	BENCH	
LIBERTY	35	45	80		LU	22	13	7	7	20
MISSISSIPPI STATE	37	39	76		MSU	32	15	12	18	18



2009 NCAA TOURNAMENT • FIRST ROUND
[4] Washington 71, [13] Mississippi State 58
03/20/2009 • Portland, Oregon • Rose Garden • 17,586

MSU • 23-12	FG-FGA	3-PT FG-FGA	FT-FTA	OFF-DEF-REB	PTS	PF	ASST	TO	BLK	STL	MIN
22 • B. Stewart • F	4-6	2-3	4-4	1-0-1	14	2	0	2	0	1	32
25 • P. Turner • F	3-7	2-5	0-0	2-7-9	8	1	0	1	0	0	22
32 • J. Varnado • C	3-7	0-0	1-2	0-3-3	7	4	0	2	5	0	22
02 • R. Johnson • G	3-13	1-5	0-0	0-3-3	7	2	0	3	0	1	30
03 • D. Bost • G	1-10	0-3	3-5	2-1-3	5	5	4	2	0	1	32
04 • T. Beckham	0-0	0-0	0-0	0-0-0	0	1	0	2	0	0	7
05 • R. Osby	1-1	0-0	1-2	1-1-2	3	3	0	1	0	1	12
15 • R. Benock	0-0	0-0	0-0	0-0-0	0	1	0	2	0	0	7
20 • T. Luczak	0-1	0-1	0-0	0-0-0	0	0	0	0	0	0	1
24 • K. Augustus	4-9	0-1	1-2	4-4-8	9	3	0	1	0	0	16
33 • B. Bolen	0-0	0-0	0-0	0-0-0	0	0	0	0	0	0	1
44 • B. Johnson	1-5	0-0	3-4	4-2-6	5	0	1	2	1	1	18
TEAM				1-0-1							
TOTALS	20-59	5-18	13-19	15-21-36	58	22	5	18	6	5	200

FG% • 1ST HALF	8-26 • 30.8	FG% • 2ND HALF	12-33 • 36.4	FG% • GAME	20-59 • 33.9	DEADBALL REB
3 FG% • 1ST HALF	2-8 • 25.0	3 FG% • 2ND HALF	3-10 • 30.0	3 FG% • GAME	5-18 • 27.8	OFF • DEF
FT% • 1ST HALF	9-12 • 75.0	FT% • 2ND HALF	4-7 • 57.1	FT% • GAME	13-19 • 68.4	2 • 1

UW • 25-8	FG-FGA	3-PT FG-FGA	FT-FTA	OFF-DEF-REB	PTS	PF	ASST	TO	BLK	STL	MIN
20 • Q. Pondexter • F	9-17	0-0	5-6	6-2-8	23	3	2	3	0	2	35
40 • J. Brockman • F	4-8	0-0	2-5	2-12-14	10	4	1	2	0	0	26
44 • D. Gant • C	2-4	0-0	0-0	1-3-4	4	2	0	2	0	0	22
02 • I. Thomas • G	3-13	0-4	3-4	0-2-2	9	0	5	3	0	1	32
05 • J. Dentmon • G	1-6	0-2	2-2	2-1-3	4	3	1	2	0	0	31
01 • V. Overton	3-3	1-1	0-0	0-3-3	7	4	1	1	0	0	15
11 • M. Bryan-Amaning	2-5	0-0	0-0	3-0-3	4	4	0	1	0	1	13
15 • S. Suggs	0-0	0-0	0-0	0	0	0	0	0	0	0	1
21 • A. Wallace	0-0	0-0	0-0	0	0	0	0	0	0	0	1
22 • J. Holiday	0-2	0-0	2-2	0	2	0	0	0	0	1	6
31 • E. Turner	3-4	1-2	0-0	1	7	1	3	1	0	0	18
32 • J. Wolfinger	0-0	0-0	1-2	0	1	0	0	0	0	0	1
TEAM				3-4-7							
TOTALS	27-62	2-9	15-21	17-28-45	71	21	13	15	0	5	200

FG% • 1ST HALF	16-32 • 50.0	FG% • 2ND HALF	11-30 • 36.7	FG% • GAME	27-62 • 43.5	DEADBALL REB
3 FG% • 1ST HALF	1-3 • 33.3	3 FG% • 2ND HALF	1-6 • 16.7	3 FG% • GAME	2-9 • 22.2	OFF • DEF
FT% • 1ST HALF	5-7 • 71.4	FT% • 2ND HALF	10-14 • 71.4	FT% • GAME	15-21 • 71.4	2 • 0

SCORE BY PERIODS	1	2	F	PAIN	OFF/TO	2ND CHANCE	FASTBREAK	BENCH
MISSISSIPPI STATE	27	31	58	MSU				
WASHINGTON	38	33	71	UW				

2008 NCAA TOURNAMENT • FIRST ROUND

[8] Mississippi State 76, [9] Oregon 69

03/21/2008 • North Little Rock, Arkansas • Alltel Arena • 16,060

UO • 18-14	FG-FGA	3-PT FG-FGA	FT-FTA	OFF-DEF-REB	PTS	PF	ASST	TO	BLK	STL	MIN
10 • M. Leunen • F	5-11	1-6	2-2	3-4-7	13	5	2	1	0	2	27
50 • J. Catron • F	1-2	0-1	1-2	0-3-3	3	5	2	0	1	0	18
01 • M. Hairston • G	7-17	3-8	5-6	3-4-7	22	5	0	3	0	1	35
04 • B. Taylor • G	2-12	1-7	4-4	0-5-5	9	2	1	1	1	0	38
12 • T. Porter • G	5-17	4-13	4-5	2-2-4	18	3	5	3	0	1	39
03 • M. Platt	0-0	0-0	0-0	0-0-0	0	0	0	0	0	0	2
13 • C. Odia	1-3	0-2	0-0	0-2-2	2	4	2	1	0	1	21
24 • L. Longmire	1-1	0-0	0-0	1-2-3	2	2	0	1	0	0	15
33 • D. Viney	0-1	0-1	0-0	0-0-0	0	0	0	0	0	0	4
34 • K. Brown	0-0	0-0	0-0	0-0-0	0	0	1	0	0	0	1
TEAM				2-3-5							
TOTALS	22-64	9-38	16-19	11-25-36	69	26	13	10	2	6	200

FG% • 1ST HALF	14-32 • 43.8	FG% • 2ND HALF	8-32 • 25.0	FG% • GAME	24-64 • 34.4	DEADBALL REB	
3 FG% • 1ST HALF	7-17 • 41.2	3 FG% • 2ND HALF	2-21 • 9.5	3 FG% • GAME	9-38 • 23.7	OFF • DEF	
FT% • 1ST HALF	3-4 • 75.0	FT% • 2ND HALF	13-15 • 86.7	FT% • GAME	16-19 • 84.2		0 • 6

MSU • 23-10	FG-FGA	3-PT FG-FGA	FT-FTA	OFF-DEF-REB	PTS	PF	ASST	TO	BLK	STL	MIN
23 • C. Rhodes • F	10-12	0-0	14-18	4-5-9	34	2	1	0	0	0	37
44 • J. Gordon • F	2-14	0-4	4-8	1-10-11	8	4	9	6	1	0	39
32 • J. Varnado • C	5-7	0-0	1-2	1-7-8	11	4	1	0	4	0	32
11 • B. Hansbrough • G	2-5	0-3	1-2	0-4-4	5	3	3	4	1	4	37
22 • B. Stewart • G	4-10	4-8	4-5	1-1-2	16	1	2	1	0	1	38
02 • R. Johnson	0-1	0-1	0-0	0-1-1	0	0	0	0	0	0	3
03 • B. Begley	0-0	0-0	0-0	0-0-0	0	0	0	0	0	0	0+
21 • B. Johnson	1-1	0-0	0-1	1-1-2	2	1	0	1	0	0	8
25 • P. Turner	0-1	0-1	0-0	0-1-1	0	0	0	0	0	0	3
45 • E. Bailey	0-0	0-0	0-0	0-0-0	0	0	0	0	0	0	3
TEAM				0-2-2							
TOTALS	24-51	4-17	24-36	8-32-40	76	15	16	12	6	5	200

FG% • 1ST HALF	14-32 • 43.8	FG% • 2ND HALF	8-32 • 25.0	FG% • GAME	24-64 • 34.4	DEADBALL REB	
3 FG% • 1ST HALF	7-17 • 41.2	3 FG% • 2ND HALF	2-21 • 9.5	3 FG% • GAME	9-38 • 23.7	OFF • DEF	
FT% • 1ST HALF	3-4 • 75.0	FT% • 2ND HALF	13-15 • 86.7	FT% • GAME	16-19 • 84.2		0 • 6

SCORE BY PERIODS	1	2	F		PAINT	OFF/TO	2ND CHANCE	FASTBREAK	BENCH	
OREGON	38	31	69		UO	18	12	4	2	4
MISSISSIPPI STATE	28	48	76		MSU	32	12	6	6	2

**2008 NCAA TOURNAMENT - SECOND ROUND****[1] Memphis 77, [8] Mississippi State 74****03/23/2008 • North Little Rock, Arkansas • Alltel Arena • 16,060**

MSU • 23-11	FG-FGA	3-PT FG-FGA	FT-FTA	OFF-DEF-REB	PTS	PF	ASST	TO	BLK	STL	MIN
23 • C. Rhodes • F	7-14	0-0	0-1	4-6-10	14	3	1	2	1	0	35
44 • J. Gordon • F	7-16	4-7	3-6	0-11-11	21	4	5	3	0	0	38
32 • J. Varnado • C	2-4	0-0	7-8	1-1-2	11	4	0	1	5	0	28
11 • B. Hansbrough • G	7-10	3-5	2-2	0-2-2	19	4	0	0	0	0	37
22 • B. Stewart • G	1-12	0-6	2-3	2-3-5	4	4	1	1	0	2	37
02 • R. Johnson	2-2	1-1	0-0	0-0-0	5	0	0	0	1	0	7
21 • B. Johnson	0-2	0-0	0-0	0-1-1	0	0	1	1	0	0	9
23 • P. Turner	0-0	0-0	0-0	0-0-0	0	0	1	0	0	0	2
45 • E. Bailey	0-0	0-0	0-0	0-0-0	0	4	0	0	0	0	7
TEAM				4-2-6							
TOTALS	26-60	8-19	14-20	11-26-37	74	23	9	8	7	2	200
FG% • 1ST HALF	9-27 • 33.3	FG% • 2ND HALF	17-33 • 51.5	FG% • GAME	26-60 • 43.3	DEADBALL REB					
3 FG% • 1ST HALF	5-11 • 45.5	3 FG% • 2ND HALF	3-8 • 37.5	3 FG% • GAME	8-19 • 42.1	OFF • DEF					
FT% • 1ST HALF	4-6 • 66.7	FT% • 2ND HALF	10-14 • 71.4	FT% • GAME	14-20 • 70.0					2 • 1	

UM • 35-1	FG-FGA	3-PT FG-FGA	FT-FTA	OFF-DEF-REB	PTS	PF	ASST	TO	BLK	STL	MIN
02 • R. Dozier • F	4-10	0-0	1-3	4-0-4	9	5	1	0	2	0	22
03 • J. Dorsey • F	6-8	0-0	1-5	4-8-12	13	5	0	0	6	0	33
05 • A. Anderson • G	1-5	0-3	2-6	2-2-4	4	0	4	0	0	2	36
14 • C. Douglas-Roberts • G	6-16	0-3	5-7	0-5-5	17	2	4	2	1	0	33
23 • D. Rose • G	6-14	1-3	4-9	2-7-9	17	0	7	1	1	1	39
00 • S. Taggart	0-3	0-1	2-2	5-2-7	2	4	1	2	1	1	21
01 • W. Kemp	4-5	4-5	0-0	0-1-1	12	0	1	0	0	0	13
15 • A. Allen	0-1	0-0	0-0	0-0-0	0	0	1	0	0	0	4
20 • D. Mack	1-1	1-1	0-0	0-0-0	3	0	0	0	0	0	1
32 • Robinson	0-0	0-0	0-0	0-0-0	0	0	0	0	0	0	1
TEAM				2-1-3							
TOTALS	28-63	6-16	15-32	19-26-45	77	16	19	5	11	3	200
FG% • 1ST HALF	13-36 • 36.1	FG% • 2ND HALF	15-27 • 55.6	FG% • GAME	28-63 • 44.4	DEADBALL REB					
3 FG% • 1ST HALF	5-13 • 38.5	3 FG% • 2ND HALF	1-3 • 33.3	3 FG% • GAME	6-16 • 37.5	OFF • DEF					
FT% • 1ST HALF	5-10 • 50.0	FT% • 2ND HALF	10-22 • 45.5	FT% • GAME	15-32 • 46.9					6 • 1	

SCORE BY PERIODS	1	2	F		PAINT	OFF/TO	2ND CHANCE	FASTBREAK	BENCH
MISSISSIPPI STATE	27	47	74	MSU	30	9	10	8	5
MEMPHIS	36	41	77	UM	32	11	22	4	17



2005 NCAA TOURNAMENT • FIRST ROUND

[9] Mississippi State 93, [8] Stanford 70

03/18/2005 • Charlotte, North Carolina • Charlotte Coliseum • 23,207

MSU • 23-10	FG-FGA	3-PT FG-FGA	FT-FTA	OFF-DEF-REB	PTS	PF	ASST	TO	BLK	STL	MIN
04 • L. Roberts • F	8-14	0-1	7-9	3-11-14	23	3	1	2	0	1	34
21 • S. Power • F	4-8	2-4	4-5	2-4-6	14	0	3	2	0	0	31
31 • O. Harper • F	2-6	0-1	4-4	1-2-3	8	2	3	1	0	1	25
11 • G. Ervin • G	2-4	0-0	1-2	1-1-2	5	2	2	2	0	1	29
23 • W. Frazier • G	7-9	6-8	0-0	0-2-2	20	3	0	2	0	0	24
01 • C. Rhodes	1-1	0-0	2-2	0-1-1	4	0	0	0	1	0	3
03 • B. Begley	0-0	0-0	0-0	0-0-0	0	0	0	0	0	0	2
05 • J. Edmondson	0-2	0-2	0-0	0-0-0	0	0	2	0	0	0	8
12 • S. Cannon	0-1	0-0	0-0	0-1-1	0	2	1	0	0	0	2
20 • M. Boler	1-1	1-1	2-2	0-0-0	5	0	0	0	0	0	2
22 • D. Slater	3-4	0-0	0-0	0-3-3	6	1	0	0	0	0	16
25 • W. Morgan	0-0	0-0	0-0	0-0-0	0	1	0	0	0	0	4
41 • P. Stelmach	0-0	0-0	0-2	0-2-2	0	2	0	0	1	0	2
50 • M. Campbell	4-7	0-0	0-0	2-2-4	8	3	1	0	4	0	18
TEAM				1-0-1							
TOTALS	32-57	9-17	20-26	10-29-39	93	19	13	9	6	3	200

FG% • 1ST HALF	16-29 • 55.2	FG% • 2ND HALF	16-28 • 57.1	FG% • GAME	32-57 • 56.1	DEADBALL REB	
3 FG% • 1ST HALF	6-10 • 60.0	3 FG% • 2ND HALF	3-7 • 42.9	3 FG% • GAME	9-17 • 52.9	OFF • DEF	
FT% • 1ST HALF	6-8 • 75.0	FT% • 2ND HALF	14-18 • 77.8	FT% • GAME	20-26 • 76.9		1 • 1

STANFORD • 18-13	FG-FGA	3-PT FG-FGA	FT-FTA	OFF-DEF-REB	PTS	PF	ASST	TO	BLK	STL	MIN
44 • F. Washington • F	4-5	0-0	4-8	1-0-1	12	2	0	2	1	0	27
52 • M. Haryasz • F	5-17	0-3	4-5	3-6-9	14	1	3	1	1	0	38
42 • R. Little • C	6-11	0-0	2-3	5-1-6	14	4	0	0	0	0	17
11 • C. Hernandez • G	5-12	3-8	4-4	0-3-3	17	2	4	1	0	3	37
21 • N. Robinson • G	2-9	0-3	0-0	0-2-2	4	3	2	0	0	2	37
31 • T. Finger	1-2	0-1	0-0	0-1-1	2	4	0	0	0	1	14
32 • J. Haas	1-5	1-3	2-2	0-2-2	5	1	0	1	0	0	24
55 • P. Prowitt	0-2	0-0	2-3	1-0-1	2	2	0	0	1	0	6
TEAM				2-3-5		1					
TOTALS	24-63	4-18	18-25	12-18-30	70	20	9	5	3	6	200

FG% • 1ST HALF	15-29 • 51.7	FG% • 2ND HALF	9-34 • 26.5	FG% • GAME	24-63 • 38.1	DEADBALL REB	
3 FG% • 1ST HALF	3-6 • 50.0	3 FG% • 2ND HALF	1-12 • 8.3	3 FG% • GAME	4-18 • 22.2	OFF • DEF	
FT% • 1ST HALF	10-12 • 83.3	FT% • 2ND HALF	8-13 • 61.5	FT% • GAME	18-25 • 72.0		4 • 2

SCORE BY PERIODS	1	2	F	PAIN	OFF/TO	2ND CHANCE	FASTBREAK	BENCH
MISSISSIPPI STATE	44	49	93	MSU				
STANFORD	43	27	70	STAN				

**2005 NCAA TOURNAMENT • SECOND ROUND****[1] Duke 63, [9] Mississippi State 55****03/20/2005 • Charlotte, North Carolina • Charlotte Coliseum • 23,207**

MSU • 23-11	FG-FGA	3-PT FG-FGA	FT-FTA	OFF-DEF-REB	PTS	PF	ASST	TO	BLK	STL	MIN
04 • L. Roberts • F	5-18	0-0	7-10	5-6-11	17	3	3	1	4	0	36
21 • S. Power • F	1-6	0-1	1-2	1-4-5	3	1	1	1	0	2	35
31 • O. Harper • F	7-12	2-2	1-2	4-2-6	17	2	0	1	0	0	35
11 • G. Ervin • G	1-8	0-2	1-3	2-1-3	3	4	5	2	0	2	32
23 • W. Frazier • G	2-10	2-8	1-4	2-2-4	7	2	0	1	1	3	35
01 • C. Rhodes	1-1	0-0	0-0	0-2-2	2	0	0	0	0	0	6
05 • J. Edmondson	0-2	0-0	0-0	1-0-1	0	1	0	1	0	0	8
22 • D. Slater	1-2	0-0	0-0	0-0-0	2	2	0	1	0	0	5
25 • W. Morgan	0-0	0-0	0-0	0-0-0	0	0	0	1	0	0	2
50 • M. Campbell	2-3	0-0	0-0	0-2-2	4	4	0	1	0	0	6
TEAM				3-2-5							
TOTALS	20-62	4-13	11-21	18-21-39	55	19	9	10	5	7	200

FG% • 1ST HALF	9-33 • 27.3	FG% • 2ND HALF	11-29 • 37.9	FG% • GAME	20-62 • 32.3	DEADBALL REB
3 FG% • 1ST HALF	1-5 • 20.0	3 FG% • 2ND HALF	3-8 • 37.5	3 FG% • GAME	4-13 • 30.8	OFF • DEF
FT% • 1ST HALF	3-9 • 33.3	FT% • 2ND HALF	8-12 • 66.7	FT% • GAME	11-21 • 52.4	4 • 0

DUKE • 27-5	FG-FGA	3-PT FG-FGA	FT-FTA	OFF-DEF-REB	PTS	PF	ASST	TO	BLK	STL	MIN
23 • S. Williams • F	5-12	0-0	3-6	6-9-15	13	3	0	2	3	1	36
42 • S. Randolph • F	0-4	0-1	2-3	3-2-5	2	4	3	1	2	2	25
04 • J.J. Redick • G	5-17	2-9	4-4	0-5-5	16	3	0	5	0	2	40
05 • D. Ewing • G	7-13	4-7	4-4	2-2-4	22	2	3	3	1	2	39
15 • S. Dockery • G	1-2	1-2	2-2	1-3-4	5	4	1	2	0	0	18
13 • L. Melchionni	0-1	0-1	2-2	0-2-2	2	2	0	1	0	1	20
21 • D. Nelson	1-1	1-1	0-0	0-2-2	3	3	1	1	0	0	14
30 • R. Love	0-0	0-0	0-0	1-2-3	0	1	0	0	0	0	7
51 • P. Johnson	0-0	0-0	0-0	0-0-0	0	0	0	0	0	0	1
TEAM				0-3-3							
TOTALS	19-50	8-21	17-21	13-30-43	63	22	8	16	6	8	200

FG% • 1ST HALF	10-22 • 45.5	FG% • 2ND HALF	9-28 • 32.1	FG% • GAME	19-50 • 38.0	DEADBALL REB
3 FG% • 1ST HALF	5-10 • 50.0	3 FG% • 2ND HALF	3-11 • 27.3	3 FG% • GAME	8-21 • 38.1	OFF • DEF
FT% • 1ST HALF	5-8 • 62.5	FT% • 2ND HALF	12-13 • 92.3	FT% • GAME	17-21 • 81.0	1 • 0

SCORE BY PERIODS	1	2	F	PAINT	OFF/TO	2ND CHANCE	FASTBREAK	BENCH
MISSISSIPPI STATE	22	33	55	MSU				
DUKE	30	33	63	DUKE				

2004 NCAA TOURNAMENT • FIRST ROUND

[2] Mississippi State 85, [15] Monmouth 52

03/19/2004 • Orlando, Florida • TD Waterhouse Centre • 15,961

MONMOUTH • 21-12	FG-FGA	3-PT FG-FGA	FT-FTA	OFF-DEF-REB	PTS	PF	ASST	TO	BLK	STL	MIN
10 • J. Krayl • F	3-5	2-2	1-5	0-1-1	9	1	0	3	0	0	19
31 • B. Hamilton • F	2-4	0-0	2-3	0-1-1	6	4	1	4	0	2	19
15 • B. Boxler • C	2-5	0-0	0-0	1-2-3	4	2	0	0	0	0	15
03 • T. Azzarelli • G	1-3	0-2	0-0	0-1-1	2	2	2	3	0	0	14
33 • D. Byfield • G	4-10	4-8	0-0	1-1-2	12	1	1	1	0	0	35
01 • D. Delic	1-4	1-4	0-0	0-0-0	3	1	0	1	0	0	8
05 • T. Kaplan	1-2	1-2	0-0	0-1-1	3	2	2	0	0	0	15
11 • B. Owens	0-3	0-1	0-0	0-0-0	0	0	0	0	0	1	3
20 • T. Warner	0-1	0-1	0-0	0-0-0	0	0	0	0	0	1	3
21 • B. Stephens	0-3	0-2	2-2	1-0-1	2	0	1	0	0	1	8
23 • M. Alston	1-2	0-1	1-2	0-5-5	3	2	2	2	0	0	19
24 • T. Hamlett	1-1	0-0	0-1	0-1-1	2	0	0	0	0	0	3
35 • C. Kenny	1-4	1-4	0-0	0-1-1	3	0	1	2	0	1	18
45 • R. Anderson	1-4	0-0	1-2	0-1-1	3	3	2	1	0	1	21
TEAM				0-2-2							
TOTALS	18-51	9-27	7-15	3-17-20	52	18	12	17	0	7	200

FG% • 1ST HALF	13-27 • 48.1	FG% • 2ND HALF	5-24 • 20.8	FG% • GAME	18-51 • 35.3	DEADBALL REB	
3 FG% • 1ST HALF	7-14 • 50.0	3 FG% • 2ND HALF	2-13 • 15.4	3 FG% • GAME	9-27 • 33.3	OFF • DEF	
FT% • 1ST HALF	1-1 • 100.0	FT% • 2ND HALF	6-14 • 42.9	FT% • GAME	7-15 • 46.7		4 • 0

MSU • 26-3	FG-FGA	3-PT FG-FGA	FT-FTA	OFF-DEF-REB	PTS	PF	ASST	TO	BLK	STL	MIN
04 • L. Roberts • F	6-9	2-3	5-5	1-3-4	19	1	2	3	0	2	24
21 • S. Power • F	4-6	3-3	2-2	2-1-3	13	2	0	3	0	0	27
32 • B. Vincent • F	4-4	0-0	6-10	2-9-11	14	2	1	1	0	2	22
15 • T. Bowers • G	2-8	1-6	0-0	4-2-6	5	0	9	2	0	3	26
23 • W. Frazier • G	1-6	1-5	0-0	0-3-3	3	0	3	2	1	2	22
11 • G. Ervin	4-5	0-0	3-3	0-1-1	11	1	0	1	0	2	22
14 • D. Buse	1-1	1-1	0-0	0-0-0	3	0	0	1	0	0	5
20 • M. Boler	0-1	0-1	0-0	0-5-5	0	1	1	0	0	0	7
22 • D. Slater	0-4	0-1	0-0	1-0-1	0	1	2	1	0	1	12
25 • W. Morgan	1-1	0-0	0-1	1-1-2	2	3	0	1	0	0	5
34 • L. Smith	1-2	0-0	0-0	0-2-2	2	1	1	2	1	0	5
41 • P. Stelmach	2-4	0-2	1-2	1-4-5	5	1	0	0	0	0	10
50 • M. Campbell	4-5	0-0	0-0	1-1-2	8	0	0	0	1	0	13
TEAM				0-2-2							
TOTALS	30-56	8-22	17-23	13-34-47	85	13	19	17	3	12	200

FG% • 1ST HALF	16-28 • 57.1	FG% • 2ND HALF	14-28 • 50.0	FG% • GAME	30-56 • 53.6	DEADBALL REB	
3 FG% • 1ST HALF	6-13 • 46.2	3 FG% • 2ND HALF	2-9 • 22.2	3 FG% • GAME	8-22 • 36.4	OFF • DEF	
FT% • 1ST HALF	8-11 • 72.7	FT% • 2ND HALF	9-12 • 75.0	FT% • GAME	17-23 • 73.9		2 • 0

SCORE BY PERIODS	1	2	F		PAINT	OFF/TO	2ND CHANCE	FASTBREAK	BENCH	
MONMOUTH	34	18	52		MON	18	3	2	0	19
MISSISSIPPI STATE	46	39	85		MSU	40	31	16	14	31

**2004 NCAA TOURNAMENT • SECOND ROUND****[7] Xavier • Ohio 89, [2] Mississippi State 74****03/21/2004 • Orlando, Florida • TD Waterhouse Centre • 15,640**

XAVIER • 25-10	FG-FGA	3-PT FG-FGA	FT-FTA	OFF-DEF-REB	PTS	PF	ASST	TO	BLK	STL	MIN
03 • J. Cage • F	1-3	0-1	1-1	1-1-2	3	1	2	1	0	0	17
15 • J. Doellman • F	5-10	2-4	1-1	1-7-8	13	4	3	4	2	0	27
24 • A. Myles • C	3-7	0-0	2-4	2-12-14	8	2	1	2	3	1	31
00 • L. Chalmers • G	11-13	4-4	5-6	1-1-2	31	2	2	4	1	1	40
10 • R. Sato • G	4-10	2-3	2-2	1-6-7	12	2	2	1	1	0	39
12 • D. Finn	6-9	5-7	5-9	0-1-1	22	1	3	1	0	0	35
25 • K. Jackson	0-0	0-0	0-0	0-0-0	0	0	0	0	0	0	1
32 • K. Christiansen	0-0	0-0	0-0	0-0-0	0	0	0	0	0	0	1
33 • B. Cole	0-3	0-0	0-0	0-2-2	0	2	1	0	2	1	7
52 • W. Caudle	0-0	0-0	0-0	0-0-0	0	0	0	0	0	0	1
54 • T. Compton	0-0	0-0	0-0	0-0-0	0	0	0	0	0	0	1
TEAM				0-2-2							
TOTALS	30-55	13-19	16-23	6-32-38	89	14	14	13	9	3	200

FG% • 1ST HALF	12-29 • 41.4	FG% • 2ND HALF	18-26 • 62.9	FG% • GAME	30-55 • 54.5	DEADBALL REB
3 FG% • 1ST HALF	6-10 • 60.0	3 FG% • 2ND HALF	7-9 • 77.8	3 FG% • GAME	13-19 • 68.4	OFF • DEF
FT% • 1ST HALF	4-6 • 66.7	FT% • 2ND HALF	12-17 • 70.6	FT% • GAME	16-23 • 69.6	4 • 0

MSU • 26-4	FG-FGA	3-PT FG-FGA	FT-FTA	OFF-DEF-REB	PTS	PF	ASST	TO	BLK	STL	MIN
04 • L. Roberts • F	4-11	1-2	2-4	2-5-7	11	0	0	1	0	1	35
21 • S. Power • F	6-11	3-6	1-2	2-1-3	16	4	2	0	0	2	38
32 • B. Vincent • F	4-10	0-0	3-6	6-6-12	11	5	1	3	1	2	25
15 • T. Bowers • G	6-14	2-7	1-2	0-1-1	15	3	5	1	1	2	36
23 • W. Frazier • G	3-13	3-9	3-4	2-7-9	12	4	1	1	0	4	33
11 • G. Ervin	3-8	0-1	3-3	1-1-2	9	2	5	2	0	0	18
14 • D. Buse	0-0	0-0	0-0	0-0-0	0	0	0	0	0	0	1
22 • D. Slater	0-0	0-0	0-0	0-0-0	0	0	0	0	0	0	2
41 • P. Stelmach	0-2	0-1	0-0	0-0-0	0	0	0	0	0	0	3
50 • M. Campbell	0-3	0-0	0-0	2-1-3	0	3	0	0	1	0	9
TEAM				3-0-3							
TOTALS	26-72	9-26	13-21	18-22-40	74	21	14	8	3	11	200

FG% • 1ST HALF	12-36 • 33.3	FG% • 2ND HALF	14-36 • 38.9	FG% • GAME	26-72 • 36.1	DEADBALL REB
3 FG% • 1ST HALF	6-11 • 54.5	3 FG% • 2ND HALF	3-15 • 20.0	3 FG% • GAME	9-26 • 34.6	OFF • DEF
FT% • 1ST HALF	3-4 • 75.0	FT% • 2ND HALF	10-17 • 58.8	FT% • GAME	13-21 • 61.9	4 • 0

SCORE BY PERIODS	1	2	F		PAINT	OFF/TO	2ND CHANCE	FASTBREAK	BENCH	
XAVIER • OHIO	34	55	89		XU	26	7	8	6	22
MISSISSIPPI STATE	33	41	74		MSU	32	14	7	10	9

2003 NCAA TOURNAMENT • FIRST ROUND

[12] Butler 47, [5] Mississippi State 46

03/21/2003 • Birmingham, Alabama • Birmingham-Jefferson Civic Center • 16,467

BUTLER • 26-5	FG-FGA	3-PT FG-FGA	FT-FTA	OFF-DEF-REB	PTS	PF	ASST	TO	BLK	STL	MIN
22 • M. Monserez • F	1-6	1-3	0-0	0-4-4	3	2	0	0	0	0	35
51 • L. Curry • F	0-3	0-2	0-0	0-1-1	0	2	0	0	0	0	11
33 • J. Cornette • C	4-7	0-0	1-2	2-4-6	9	4	1	1	0	2	33
04 • B. Miller • G	5-12	2-7	2-2	0-2-2	14	1	4	4	0	0	36
10 • D. Archey • G	2-6	2-4	2-2	2-2-4	8	2	0	0	0	0	36
01 • D. Lightfoot	6-13	0-2	1-2	3-4-7	13	3	0	0	0	1	36
03 • B. Horan	0-0	0-0	0-0	0-1-1	0	0	0	0	0	0	6
21 • A. Sheets	0-0	0-0	0-0	0-0-0	0	1	0	2	0	0	7
TEAM				0-1-1			1				
TOTALS	18-47	5-18	6-8	7-19-26	47	15	5	8	0	3	200

FG% • 1ST HALF	9-25 • 36.0	FG% • 2ND HALF	9-22 • 40.9	FG% • GAME	18-47 • 38.3	DEADBALL REB	
3 FG% • 1ST HALF	4-13 • 30.8	3 FG% • 2ND HALF	1-5 • 20.0	3 FG% • GAME	5-18 • 27.8	OFF • DEF	
FT% • 1ST HALF	6-8 • 75.0	FT% • 2ND HALF	0-0 • 0.0	FT% • GAME	6-8 • 75.0	4 • 0	

MSU • 21-10	FG-FGA	3-PT FG-FGA	FT-FTA	OFF-DEF-REB	PTS	PF	ASST	TO	BLK	STL	MIN
31 • O. Harper • F	0-5	0-2	2-2	2-3-5	2	1	0	1	0	1	32
44 • M. Ignerski • F	0-6	0-3	0-0	1-2-3	0	3	1	0	1	0	24
33 • M. Austin • C	8-12	1-1	1-4	2-8-10	18	1	0	1	3	1	38
15 • T. Bowers • G	2-9	2-8	3-4	1-3-4	9	1	3	1	0	0	36
22 • D. Zimmerman • G	1-5	0-3	2-4	0-1-1	4	4	5	2	0	3	31
11 • M. Campbell	0-0	0-0	0-0	0-1-1	0	0	0	1	0	0	1
23 • W. Frazier	3-5	3-4	0-0	0-1-1	9	2	0	2	0	1	18
32 • B. Vincent	2-2	0-0	0-0	2-2-4	4	1	1	2	0	0	20
TEAM				0-1-1							
TOTALS	16-44	6-21	8-14	8-22-30	46	13	10	10	4	6	200

FG% • 1ST HALF	8-20 • 40.0	FG% • 2ND HALF	8-24 • 33.3	FG% • GAME	16-44 • 36.4	DEADBALL REB	
3 FG% • 1ST HALF	4-11 • 36.4	3 FG% • 2ND HALF	2-10 • 20.0	3 FG% • GAME	6-21 • 28.6	OFF • DEF	
FT% • 1ST HALF	5-10 • 50.0	FT% • 2ND HALF	3-4 • 75.0	FT% • GAME	8-14 • 57.1	4 • 0	

SCORE BY PERIODS	1	2	F	PAINT	OFF/TO	2ND CHANCE	FASTBREAK	BENCH
BUTLER	28	19	47		BU			
MISSISSIPPI STATE	25	21	46		MSU			



2002 NCAA TOURNAMENT • FIRST ROUND

[3] Mississippi State 70, [14] McNeese State 58

03/15/2002 • Dallas, Texas • American Airlines Center • 19,951

MCN • 21-9	FG-FGA	3-PT FG-FGA	FT-FTA	OFF-DEF-REB	PTS	PF	ASST	TO	BLK	STL	MIN
15 • B. Perkins • F	1-6	0-1	2-2	1-5-6	4	1	0	5	1	1	23
22 • D. Williams • F	6-14	2-3	1-2	5-4-9	15	1	5	2	0	0	36
42 • F. Gentry • F	4-8	0-0	3-6	4-5-9	11	2	0	2	3	2	38
40 • R. Brewer • C	2-5	0-0	3-7	1-4-5	7	4	0	1	0	0	19
10 • C. Bryant • G	2-4	1-3	0-1	1-0-1	5	1	1	8	0	1	22
02 • E. Lewis	2-5	0-0	1-1	0-0-0	5	1	2	4	0	3	19
03 • J. Coleman	2-10	1-8	0-0	0-1-1	5	1	0	0	0	0	17
05 • L. Jackson	2-4	0-0	0-1	0-2-2	4	3	0	0	0	1	17
13 • A. Johnson	0-0	0-0	0-0	0-0-0	0	0	0	0	0	0	1
23 • E. Garriet	1-2	0-1	0-0	0-0-0	2	0	0	0	0	0	3
32 • P. Beik	0-0	0-0	0-0	0-0-0	0	0	1	0	0	0	1
41 • B. Teeter	0-0	0-0	0-0	0-1-1	0	1	0	0	0	0	0+
52 • D. Khorokorin	0-0	0-0	0-0	0-0-0	0	2	0	0	0	1	4
TEAM				3-1-4							
TOTALS	22-58	4-16	10-20	15-23-38	58	17	9	22	4	10	200

FG% • 1ST HALF	11-30 • 36.7	FG% • 2ND HALF	11-28 • 39.3	FG% • GAME	22-58 • 37.9	DEADBALL REB
3 FG% • 1ST HALF	2-10 • 20.0	3 FG% • 2ND HALF	2-6 • 33.3	3 FG% • GAME	4-16 • 25.0	OFF • DEF
FT% • 1ST HALF	1-5 • 20.0	FT% • 2ND HALF	9-15 • 60.0	FT% • GAME	10-20 • 50.0	1 • 0

MSU • 27-7	FG-FGA	3-PT FG-FGA	FT-FTA	OFF-DEF-REB	PTS	PF	ASST	TO	BLK	STL	MIN
21 • M. Gholar • F	1-5	1-3	1-2	1-3-4	4	4	1	0	0	0	29
44 • M. Ignerski • F	0-2	0-1	0-0	0-3-3	0	2	0	1	0	1	9
33 • M. Austin • C	8-13	0-0	9-14	3-6-9	25	4	2	3	0	0	32
22 • D. Zimmerman • G	3-6	0-0	4-4	2-3-5	10	2	4	7	0	0	31
24 • M. Patterson • G	9-11	2-3	0-0	0-1-1	20	3	1	3	0	0	23
10 • R. Goffer	0-1	0-0	0-0	1-0-1	0	0	0	0	0	0	4
11 • M. Campbell	0-1	0-0	0-0	0-0-0	0	0	0	1	1	0	3
14 • G. Gardner	0-0	0-0	0-0	0-0-0	0	0	0	1	0	0	9
15 • T. Bowers	4-10	1-3	2-2	0-4-4	11	2	4	1	0	5	28
20 • C. Stidham	0-0	0-0	0-0	0-0-0	0	0	0	0	0	0	0+
23 • W. Frazier	0-0	0-0	0-0	0-0-0	0	0	0	0	0	0	1
31 • O. Harper	0-1	0-0	0-0	1-4-5	0	2	3	0	0	4	25
32 • B. Carr	0-1	0-1	0-0	0-0-0	0	0	0	0	0	0	0+
34 • L. Smith	0-3	0-0	0-0	0-2-2	0	2	0	0	0	0	6
TEAM				2-4-6							
TOTALS	25-54	4-11	16-22	10-30-40	70	21	15	17	1	11	200

FG% • 1ST HALF	9-24 • 37.5	FG% • 2ND HALF	16-30 • 53.3	FG% • GAME	25-54 • 46.3	DEADBALL REB
3 FG% • 1ST HALF	1-5 • 20.0	3 FG% • 2ND HALF	3-6 • 50.0	3 FG% • GAME	4-11 • 36.4	OFF • DEF
FT% • 1ST HALF	12-16 • 75.0	FT% • 2ND HALF	4-6 • 66.7	FT% • GAME	16-22 • 72.7	2 • 0

SCORE BY PERIODS	1	2	F		PAINT	OFF/TO	2ND CHANCE	FASTBREAK	BENCH
MCNEESE STATE	25	33	58		MCN 26	14	10	6	16
MISSISSIPPI STATE	31	39	70		MSU 36	21	10	4	11

2002 NCAA TOURNAMENT • SECOND ROUND

[6] Texas 68, [3] Mississippi State 64

03/17/2002 • Dallas, Texas • American Airlines Center • 19,951

TEXAS • 22-11	FG-FGA	3-PT FG-FGA	FT-FTA	OFF-DEF-REB	PTS	PF	ASST	TO	BLK	STL	MIN
03 • B. Mouton • F	2-9	1-4	0-0	2-1-3	5	0	3	4	0	1	29
15 • D. Erskin • F	8-9	0-0	1-1	1-3-4	17	2	0	4	1	0	31
00 • J. Thomas • C	3-5	0-0	2-3	2-5-7	8	3	0	1	0	1	20
11 • T.J. Ford • G	3-8	1-2	4-4	0-4-4	11	4	6	7	0	1	34
24 • R. Ivey • G	2-5	1-4	5-6	3-2-5	10	3	2	0	0	3	27
10 • F. Williams	0-2	0-0	0-0	1-1-2	0	1	2	1	0	0	16
13 • S. Harris	2-4	1-3	1-1	0-1-1	6	0	1	1	0	0	13
21 • J. Klotz	0-0	0-0	0-0	0-1-1	0	1	0	1	0	0	10
23 • T. Ross	0-0	0-0	0-0	0-0-0	0	0	0	0	0	0	1
33 • B. Boddicker	4-6	3-3	0-0	1-2-3	11	4	1	1	0	1	19
TEAM				3-0-3							
TOTALS	24-48	7-16	13-15	13-20-33	68	18	15	20	1	7	200

FG% • 1ST HALF	16-24 • 66.7	FG% • 2ND HALF	8-24 • 33.3	FG% • GAME	24-48 • 50.0	DEADBALL REB	
3 FG% • 1ST HALF	4-6 • 66.7	3 FG% • 2ND HALF	3-10 • 30.0	3 FG% • GAME	7-16 • 43.8	OFF • DEF	
FT% • 1ST HALF	5-5 • 100.0	FT% • 2ND HALF	8-10 • 80.0	FT% • GAME	13-15 • 86.7		1 • 0

MSU • 27-8	FG-FGA	3-PT FG-FGA	FT-FTA	OFF-DEF-REB	PTS	PF	ASST	TO	BLK	STL	MIN
21 • M. Gholar • F	3-4	2-3	0-1	1-1-2	8	5	2	1	0	0	23
44 • M. Ignerski • F	3-8	1-5	5-5	1-2-3	12	1	1	0	0	0	30
33 • M. Austin • C	5-8	0-0	2-2	3-3-6	12	1	1	5	0	0	38
22 • D. Zimmerman • G	4-7	0-2	0-2	2-3-5	8	3	3	3	1	1	35
24 • M. Patterson • G	2-5	0-2	0-1	1-1-2	4	3	0	0	1	1	20
14 • G. Gardner	0-0	0-0	0-0	0-0-0	0	1	0	0	0	0	1
15 • T. Bowers	5-13	2-8	3-4	0-2-2	15	1	0	0	0	3	28
23 • W. Frazier	0-1	0-1	0-0	0-0-0	0	0	0	0	0	0	2
31 • O. Harper	2-3	1-2	0-0	2-0-2	5	1	1	4	0	2	21
34 • L. Smith	0-1	0-0	0-0	0-0-0	0	0	0	0	0	0	2
TEAM				3-0-3							
TOTALS	24-50	6-23	10-15	10-12-22	64	16	8	13	2	7	200

FG% • 1ST HALF	10-22 • 45.5	FG% • 2ND HALF	14-28 • 50.0	FG% • GAME	24-50 • 48.0	DEADBALL REB	
3 FG% • 1ST HALF	4-12 • 33.3	3 FG% • 2ND HALF	2-11 • 18.2	3 FG% • GAME	6-23 • 26.1	OFF • DEF	
FT% • 1ST HALF	5-7 • 71.4	FT% • 2ND HALF	5-8 • 62.5	FT% • GAME	10-15 • 66.7		1 • 0

SCORE BY PERIODS	1	2	F		PAINT	OFF/TO	2ND CHANCE	FASTBREAK	BENCH	
TEXAS	41	27	68		UT	28	11	13	2	17
MISSISSIPPI STATE	29	35	64		MSU	28	24	13	10	20

**1996 NCAA TOURNAMENT • FIRST ROUND****[5] Mississippi State 58, [12] Virginia Commonwealth 51
03/14/1996 • Indianapolis, Indiana • RCA Dome • 31,569**

VCU • 24-9	FG-FGA	3-PT FG-FGA	FT-FTA	OFF-DEF-REB	PTS	PF	ASST	TO	BLK	STL	MIN
03 • I. Chappell • F	4-13	2-5	0-0	2-1-3	10	0	0	3	1	1	33
05 • B. Hopkins • F	9-20	0-0	4-6	6-5-11	22	4	2	1	0	2	32
00 • G. Byrd • C	1-5	0-0	3-6	1-1-2	5	1	1	1	0	1	31
21 • S. Hamilton • G	1-5	0-4	0-0	1-2-3	2	1	4	1	0	2	29
33 • P. Lee • G	1-7	1-5	0-0	2-4-6	3	1	2	3	1	0	23
04 • J. Smith	0-3	0-0	0-0	0-3-3	0	1	0	0	0	0	9
15 • B. Peabody	1-2	0-0	0-2	0-2-2	2	3	0	2	1	0	17
32 • M. Reed	1-2	0-1	0-0	0-1-1	2	0	1	1	0	2	11
34 • M. Talley	0-4	0-1	0-0	0-1-1	0	1	0	0	0	1	8
43 • S. Marston	2-3	1-1	0-0	0-0-0	5	0	0	0	0	0	7
TEAM				2-2-4							
TOTALS	20-64	4-17	7-14	14-22-36	51	12	10	12	3	9	200

FG% • 1ST HALF	7-32 • 21.9	FG% • 2ND HALF	13-32 • 40.6	FG% • GAME	20-64 • 31.3	DEADBALL REB
3 FG% • 1ST HALF	2-9 • 22.2	3 FG% • 2ND HALF	2-8 • 25.0	3 FG% • GAME	4-17 • 23.5	OFF • DEF
FT% • 1ST HALF	4-8 • 50.0	FT% • 2ND HALF	3-6 • 50.0	FT% • GAME	7-14 • 50.0	3 • 0

MSU • 23-7	FG-FGA	3-PT FG-FGA	FT-FTA	OFF-DEF-REB	PTS	PF	ASST	TO	BLK	STL	MIN
20 • R. Walters • F	1-4	0-0	0-0	1-4-5	2	3	1	2	0	0	28
32 • D. Jones • F	5-12	1-3	2-2	2-8-10	13	3	3	2	1	1	34
25 • E. Dampier • C	6-9	0-0	1-2	1-6-7	13	4	0	1	5	0	26
00 • D. Wilson • G	5-14	2-4	3-4	2-3-5	15	1	1	6	0	0	36
03 • M. Bullard • G	0-5	0-5	0-0	1-6-7	0	3	6	6	0	2	36
15 • W. Hughes	0-1	0-0	2-2	1-3-4	2	0	0	1	0	1	11
22 • B. Hyche	3-6	2-4	0-0	1-2-3	8	0	1	0	0	1	17
42 • T. Washington	2-3	0-0	1-3	1-1-2	5	2	0	1	0	0	12
TEAM				2-1-3							
TOTALS	22-54	5-16	9-13	12-34-46	58	16	12	20	6	5	200

FG% • 1ST HALF	9-29 • 31.0	FG% • 2ND HALF	13-25 • 52.0	FG% • GAME	22-54 • 40.7	DEADBALL REB
3 FG% • 1ST HALF	3-9 • 33.3	3 FG% • 2ND HALF	2-7 • 28.6	3 FG% • GAME	5-16 • 31.3	OFF • DEF
FT% • 1ST HALF	3-5 • 60.0	FT% • 2ND HALF	6-8 • 75.0	FT% • GAME	9-13 • 69.2	4 • 0

SCORE BY PERIODS	1	2	F
VCU	20	31	51
MISSISSIPPI STATE	24	34	58

1996 NCAA TOURNAMENT • SECOND ROUND

[5] Mississippi State 63, [13] Princeton 41

March 16, 1996 • Indianapolis, Indiana • RCA Dome • 32,293

PRINCETON • 22-7	FG-FGA	3-PT FG-FGA	FT-FTA	OFF-DEF-REB	PTS	PF	ASST	TO	BLK	STL	MIN
25 • C. Doyal • F	3-5	1-3	0-1	0-4-4	7	2	2	1	0	0	38
32 • G. Lewullis • F	0-5	0-4	0-0	0-1-1	0	1	0	0	0	0	23
30 • S. Goodrich • C	5-13	2-5	2-2	0-2-2	14	4	3	1	0	0	28
05 • S. Johnson • G	2-6	0-4	0-0	0-5-5	4	0	1	2	0	0	37
21 • M. Henderson • G	4-10	2-6	1-1	0-2-22	11	4	3	0	0	1	39
10 • B. Earl	0-2	0-2	0-0	0-1-1	0	1	1	0	0	0	17
11 • J.R. Del-Toro	0-1	0-1	0-0	0-0-0	0	1	0	0	0	0	1
15 • J. Mastaglio	1-1	1-1	0-0	0-0-0	3	2	0	0	0	0	2
31 • S. Gregory	0-0	0-0	0-0	0-0-0	0	0	1	0	0	0	1
34 • J. Rosenfeld	0-1	0-0	0-0	0-0-0	0	0	0	0	0	0	1
35 • B. Hart	0-1	0-1	0-0	0-0-0	0	0	0	0	0	0	2
44 • D. Hite	1-1	0-0	0-0	0-0-0	2	0	0	1	0	0	1
TEAM				0-0-0				2			
TOTALS	16-46	6-27	3-4	0-15-15	41	15	11	7	0	1	200

FG% • 1ST HALF	7-22 • 31.8	FG% • 2ND HALF	9-24 • 37.5	FG% • GAME	16-46 • 34.8	DEADBALL REB
3 FG% • 1ST HALF	3-12 • 25.0	3 FG% • 2ND HALF	3-15 • 20.0	3 FG% • GAME	6-27 • 22.2	OFF • DEF
FT% • 1ST HALF	3-3 • 100.0	FT% • 2ND HALF	0-1 • 0.0	FT% • GAME	3-4 • 75.0	0 • 0

MSU • 24-7	FG-FGA	3-PT FG-FGA	FT-FTA	OFF-DEF-REB	PTS	PF	ASST	TO	BLK	STL	MIN
20 • R. Walters • F	0-1	0-0	0-0	0-4-4	0	1	1	1	0	1	26
32 • D. Jones • F	5-10	1-2	0-0	1-6-7	11	1	0	2	0	1	35
25 • E. Dampier • C	10-12	0-0	0-2	2-5-7	20	3	0	4	2	0	29
00 • D. Wilson • G	4-8	3-7	2-2	0-1-1	13	1	1	3	0	0	34
03 • M. Bullard • G	3-6	0-3	2-4	0-6-6	8	2	9	0	0	0	39
15 • W. Hughes	0-0	0-0	2-2	0-3-3	2	0	1	0	0	1	17
21 • M. Edmonson	1-1	1-1	2-2	1-0-1	5	0	0	1	0	0	1
22 • B. Hyche	1-1	0-0	0-0	0-1-1	2	0	2	0	0	0	7
33 • B. Wilson	0-1	0-1	0-0	0-0-0	0	0	0	0	0	0	1
42 • T. Washington	0-0	0-0	0-0	1-2-3	0	0	0	0	1	0	10
44 • J. Walton	0-0	0-0	2-2	0-0-0	2	0	1	0	0	0	1
TEAM				0-1-1				1			
TOTALS	24-40	5-14	10-14	5-29-34	63	8	15	12	3	3	200

FG% • 1ST HALF	14-21 • 66.7	FG% • 2ND HALF	10-19 • 52.6	FG% • GAME	24-40 • 60.0	DEADBALL REB
3 FG% • 1ST HALF	2-6 • 33.3	3 FG% • 2ND HALF	3-8 • 37.5	3 FG% • GAME	5-14 • 35.7	OFF • DEF
FT% • 1ST HALF	1-1 • 100.0	FT% • 2ND HALF	9-13 • 69.2	FT% • GAME	10-14 • 71.4	0 • 2

SCORE BY PERIODS	1	2	F
PRINCETON	20	21	41
MISSISSIPPI STATE	31	32	63

**1996 NCAA TOURNAMENT • SWEET 16****[5] Mississippi State 60, [1] Connecticut 55****03/22/1996 • Lexington, Kentucky • Rupp Arena • 23,890**

MSU • 25-7	FG-FGA	3-PT FG-FGA	FT-FTA	OFF-DEF-REB	PTS	PF	ASST	TO	BLK	STL	MIN
20 • R. Walters • F	1-2	0-0	1-2	2-4-6	3	0	1	2	0	0	35
32 • D. Jones • F	6-16	0-1	1-2	3-7-10	13	4	4	0	2	2	32
25 • E. Dampier • C	6-15	0-0	3-4	3-5-8	15	1	2	1	4	0	40
00 • D. Wilson • G	9-14	7-11	2-2	1-1-2	27	3	0	2	1	0	36
03 • M. Bullard • G	1-6	0-2	0-0	0-2-2	2	3	6	3	0	2	40
15 • W. Hughes	0-2	0-0	0-0	1-2-3	0	1	1	0	0	1	12
22 • B. Hyche	0-1	0-1	0-0	0-0-0	0	1	0	0	0	0	5
TEAM				1-3-4				2			
TOTALS	23-56	7-15	7-10	11-24-35	60	13	14	10	7	5	200

FG% • 1ST HALF	15-32 • 46.9	FG% • 2ND HALF	8-24 • 33.3	FG% • GAME	23-56 • 41.1	DEADBALL REB
3 FG% • 1ST HALF	5-10 • 50.0	3 FG% • 2ND HALF	2-5 • 40.0	3 FG% • GAME	7-15 • 46.7	OFF • DEF
FT% • 1ST HALF	2-2 • 100.0	FT% • 2ND HALF	5-8 • 62.5	FT% • GAME	7-10 • 70.0	2 • 0

UCONN • 32-3	FG-FGA	3-PT FG-FGA	FT-FTA	OFF-DEF-REB	PTS	PF	ASST	TO	BLK	STL	MIN
13 • K. King • F	4-9	0-0	0-0	5-3-8	8	1	1	1	1	1	30
23 • R. Johnson • F	0-4	0-1	2-2	1-0-1	2	3	2	4	0	0	27
40 • T. Knight • C	5-10	0-0	0-0	4-9-13	10	3	2	0	1	1	35
11 • D. Sheffer • G	3-14	2-7	2-2	3-6-9	10	2	5	1	1	0	36
34 • R. Allen • G	9-25	4-10	0-2	4-2-6	22	2	1	3	1	0	40
03 • R. Jones	1-5	1-2	0-0	1-1-2	3	1	0	0	0	1	17
24 • D. Carson	0-1	0-0	0-0	0-0-0	0	0	0	0	0	0	2
45 • E. Hayward	0-0	0-0	0-0	1-0-1	0	2	0	2	0	0	13
TEAM				4-1-5				1			
TOTALS	22-68	7-20	4-6	23-22-45	55	14	11	12	4	3	200

FG% • 1ST HALF	10-34 • 29.4	FG% • 2ND HALF	12-34 • 35.3	FG% • GAME	22-68 • 32.4	DEADBALL REB
3 FG% • 1ST HALF	3-7 • 42.9	3 FG% • 2ND HALF	4-13 • 30.8	3 FG% • GAME	7-20 • 35.0	OFF • DEF
FT% • 1ST HALF	2-4 • 50.0	FT% • 2ND HALF	2-2 • 100.0	FT% • GAME	4-6 • 66.7	2 • 0

SCORE BY PERIODS	1	2	F
MISSISSIPPI STATE	37	23	60
CONNECTICUT	25	30	55

1996 NCAA TOURNAMENT • ELITE EIGHT

[5] Mississippi State 73, [2] Cincinnati 63

03/24/1996 • Lexington, Kentucky • Rupp Arena • 23,850

MSU • 26-7	FG-FGA	3-PT FG-FGA	FT-FTA	OFF-DEF-REB	PTS	PF	ASST	TO	BLK	STL	MIN
20 • R. Walters • F	0-2	0-0	1-2	10	1	1	0	1	1	0	35
32 • D. Jones • F	9-17	2-6	3-3	13	23	0	0	1	2	2	34
25 • E. Dampier • C	4-10	0-0	1-4	6	9	4	2	3	0	0	31
00 • D. Wilson • G	3-9	1-6	9-12	2	16	3	5	3	0	0	35
03 • M. Bullard • G	3-7	1-3	4-7	4	11	2	3	3	0	1	40
15 • W. Hughes	0-0	0-0	1-3	0	1	0	0	1	0	1	9
22 • B. Hyche	2-2	1-1	0-0	0	5	0	1	1	0	0	5
42 • T. Washington	3-4	0-0	1-2	4	7	4	0	0	1	0	11
TEAM				3-2-5				2			
TOTALS	24-51	5-16	20-33	16-28-44	73	14	11	15	4	4	200

FG% • 1ST HALF	14-25 • 56.0	FG% • 2ND HALF	10-26 • 38.5	FG% • GAME	24-51 • 47.1	DEADBALL REB	
3 FG% • 1ST HALF	3-9 • 33.3	3 FG% • 2ND HALF	2-7 • 28.6	3 FG% • GAME	5-16 • 31.3	OFF • DEF	
FT% • 1ST HALF	6-10 • 60.0	FT% • 2ND HALF	14-23 • 60.9	FT% • GAME	20-33 • 60.6		4 • 0

UC • 28-5	FG-FGA	3-PT FG-FGA	FT-FTA	OFF-DEF-REB	PTS	PF	ASST	TO	BLK	STL	MIN
21 • K. Gregor • F	0-0	0-0	0-0	0-0-0	0	0	0	0	0	0	5
25 • D. Fortson • F	6-15	0-0	12-16	3-10-13	24	5	2	1	2	1	36
00 • A. Long • C	2-4	0-0	0-0	1-5-6	4	5	0	4	1	1	24
03 • D. Flint • G	1-12	0-7	0-0	2-2-4	2	0	1	1	0	2	35
04 • K. LeGree • G	5-8	1-1	0-2	4-1-5	11	5	4	0	0	1	38
40 • J. Julson	1-2	0-0	1-2	2-0-2	3	2	0	0	0	0	10
33 • D. Burton	6-20	5-16	0-0	1-2-3	17	0	2	2	0	3	35
34 • B. Brannen	0-0	0-0	0-0	0-0-0	0	1	0	0	0	1	4
44 • R. Monroe	1-2	0-0	0-0	0-2-2	2	2	0	0	0	0	9
24 • R. Fletcher	0-0	0-0	0-0	0-0-0	0	0	0	0	0	0	0+
30 • T. Davis	0-0	0-0	0-0	0-0-0	0	2	2	0	0	1	2
23 • M. Levett	0-2	0-2	0-0	0-0-0	0	0	0	0	0	0	2
TEAM				3-0-3							
TOTALS	22-65	6-26	13-20	16-22-38	63	22	11	8	3	10	200

FG% • 1ST HALF	10-28 • 35.7	FG% • 2ND HALF	12-37 • 32.4	FG% • GAME	22-65 • 33.8	DEADBALL REB	
3 FG% • 1ST HALF	3-10 • 30.0	3 FG% • 2ND HALF	3-16 • 18.8	3 FG% • GAME	6-26 • 23.1	OFF • DEF	
FT% • 1ST HALF	6-8 • 75.0	FT% • 2ND HALF	7-12 • 58.3	FT% • GAME	13-20 • 65.0		4 • 0

SCORE BY PERIODS	1	2	F
MISSISSIPPI STATE	37	36	73
CINCINNATI	29	34	63

**1996 NCAA TOURNAMENT • FINAL FOUR****[4] Syracuse 77, [5] Mississippi State 69****03/30/1996 • East Rutherford, New Jersey • Continental Airlines Arena • 19,229**

MSU • 26-8	FG-FGA	3-PT FG-FGA	FT-FTA	OFF-DEF-REB	PTS	PF	ASST	TO	BLK	STL	MIN
20 • R. Walters • F	5-9	0-0	0-0	3-3-6	10	5	0	0	0	0	32
32 • D. Jones • F	6-16	2-8	2-2	1-5-6	16	4	2	1	1	0	37
25 • E. Dampier • C	4-6	0-0	4-4	5-9-14	12	1	6	4	1	1	36
00 • D. Wilson • G	7-16	6-13	0-0	0-2-2	20	4	3	4	0	1	37
03 • M. Bullard • G	4-9	3-7	0-0	0-5-5	11	2	8	9	0	0	39
15 • W. Hughes	0-0	0-0	0-0	3-2-5	0	0	1	1	0	2	10
22 • B. Hyche	0-0	0-0	0-0	0-1-1	0	1	1	0	0	0	5
42 • T. Washington	0-0	0-0	0-0	0-1-1	0	1	0	2	0	0	4
TEAM				1-0-1							
TOTALS	26-56	11-28	6-6	13-28-41	69	18	21	21	2	4	200

FG% • 1ST HALF	14-22 • 63.6	FG% • 2ND HALF	12-34 • 35.3	FG% • GAME	26-56 • 46.4	DEADBALL REB
3 FG% • 1ST HALF	6-11 • 54.5	3 FG% • 2ND HALF	5-17 • 29.4	3 FG% • GAME	11-28 • 38.3	OFF • DEF
FT% • 1ST HALF	2-2 • 100.0	FT% • 2ND HALF	4-4 • 100.0	FT% • GAME	6-6 • 100.0	0 • 0

SYRACUSE • 29-8	FG-FGA	3-PT FG-FGA	FT-FTA	OFF-DEF-REB	PTS	PF	ASST	TO	BLK	STL	MIN
30 • T. Borgan • F	6-11	2-4	5-6	1-6-7	19	1	2	1	1	3	39
44 • J. Wallace • F	6-14	1-1	8-10	1-3-4	21	2	2	2	2	0	40
04 • O. Hill • C	7-11	0-0	1-2	1-1-2	15	4	1	0	0	1	32
03 • L. Sims • G	3-5	1-3	4-4	0-5-5	11	2	9	0	0	2	40
35 • J. Cipolla • G	3-9	1-3	2-2	0-1-1	9	0	1	1	0	2	32
32 • J.B. Reafsnyder	1-3	0-0	0-0	1-1-2	2	1	0	1	0	2	8
42 • M. Janulis	0-2	0-1	0-0	0-0-0	0	1	0	0	0	0	9
TEAM				0-0-0							
TOTALS	26-55	5-12	20-24	4-17-21	77	11	15	5	3	10	200

FG% • 1ST HALF	16-32 • 50.0	FG% • 2ND HALF	10-23 • 43.5	FG% • GAME	26-55 • 47.3	DEADBALL REB
3 FG% • 1ST HALF	2-5 • 40.0	3 FG% • 2ND HALF	3-7 • 42.9	3 FG% • GAME	5-12 • 41.7	OFF • DEF
FT% • 1ST HALF	2-4 • 50.0	FT% • 2ND HALF	18-20 • 90.0	FT% • GAME	20-24 • 83.3	1 • 0

SCORE BY PERIODS	1	2	F
MISSISSIPPI STATE	36	33	69
SYRACUSE	36	41	77

1995 NCAA TOURNAMENT • FIRST ROUND
[5] Mississippi State 75, [12] Santa Clara 67
03/17/1995 • Boise, Idaho • BSU Pavilion • 11,853

SANTA CLARA • 21-7	FG-FGA	3-PT FG-FGA	FT-FTA	OFF-DEF-REB	PTS	PF	ASST	TO	BLK	STL	MIN
30 • J. Sedlock • F	4-7	1-2	0-0	1-1-2	9	1	2	2	0	0	24
34 • K. Dunne • F	4-9	0-1	3-4	5-0-5	11	3	1	1	0	3	34
31 • D. Zurek • C	3-10	0-1	2-2	1-3-4	8	2	0	4	0	1	30
11 • S. Nash • G	7-13	4-9	4-4	1-6-7	22	5	2	3	1	1	36
24 • M. Garnett • G	5-11	1-5	0-0	1-3-4	11	3	2	4	0	0	33
03 • C. Jones	0-0	0-0	0-0	0-0-0	0	0	0	0	0	0	1
12 • A. Anderson	1-3	0-1	0-0	0-0-0	2	2	1	2	0	2	13
21 • L. Pierce	0-3	0-0	1-2	1-0-1	1	1	0	0	0	1	7
33 • P. Von Buchwaldt	0-1	0-0	0-0	0-1-1	0	0	0	1	0	1	11
42 • B. Graves	1-1	0-0	1-1	0-1-1	3	3	0	1	0	0	11
TEAM				2-2-4							
TOTALS	25-58	6-19	11-13	12-17-29	67	20	8	18	1	9	200

FG% • 1ST HALF	9-26 • 34.6	FG% • 2ND HALF	16-32 • 50.0	FG% • GAME	25-58 • 43.1	DEADBALL REB
3 FG% • 1ST HALF	4-9 • 44.4	3 FG% • 2ND HALF	2-10 • 20.0	3 FG% • GAME	6-19 • 31.6	OFF • DEF
FT% • 1ST HALF	7-9 • 77.8	FT% • 2ND HALF	4-4 • 100.0	FT% • GAME	11-13 • 84.6	2 • 0

MSU - 21-7	FG-FGA	3-PT FG-FGA	FT-FTA	OFF-DEF-REB	PTS	PF	ASST	TO	BLK	STL	MIN
24 • B. Price • F	2-3	0-0	0-0	0-1-1	4	4	1	2	0	1	20
32 • M. Grant • F	3-8	2-6	0-0	0-2-2	8	1	5	3	1	0	33
25 • E. Dampier • C	4-6	0-0	5-7	2-7-9	13	3	0	2	4	1	30
10 • T.J. Honore • G	6-8	4-5	0-2	0-1-1	16	3	2	3	0	1	31
00 • D. Wilson • G	4-12	2-9	9-10	2-4-6	19	1	5	2	0	3	34
03 • M. Bullard	2-3	1-2	0-0	0-2-2	5	2	0	4	0	0	14
15 • W. Hughes	0-0	0-0	0-0	1-0-1	0	0	0	1	0	0	5
20 • R. Walters	3-7	0-0	0-0	3-3-6	6	1	2	3	0	1	24
33 • B. Wilson	2-3	0-0	0-0	0-0-0	4	0	0	0	0	0	9
TEAM				2-2-4							
TOTALS	26-50	9-22	14-19	9-21-30	75	15	15	20	5	6	200

FG% • 1ST HALF	13-23 • 56.5	FG% • 2ND HALF	13-27 • 48.1	FG% • GAME	26-50 • 52.0	DEADBALL REB
3 FG% • 1ST HALF	5-10 • 50.0	3 FG% • 2ND HALF	4-12 • 33.3	3 FG% • GAME	9-22 • 40.9	OFF • DEF
FT% • 1ST HALF	5-6 • 83.3	FT% • 2ND HALF	9-13 • 69.2	FT% • GAME	14-19 • 73.7	3 • 0

SCORE BY PERIODS	1	2	F
SANTA CLARA	29	38	67
MISSISSIPPI STATE	36	39	75

**1995 NCAA TOURNAMENT • SECOND ROUND****[5] Mississippi State 78, [4] Utah 64****03/19/1995 • Boise, Idaho • BSU Pavilion • 11,886**

MSU • 22-7	FG-FGA	3-PT FG-FGA	FT-FTA	OFF-DEF-REB	PTS	PF	ASST	TO	BLK	STL	MIN
24 • B. Price • F	0-2	0-0	0-0	1-4-5	0	4	2	2	0	0	21
32 • M. Grant • F	5-10	4-5	1-2	0-4-4	15	3	3	0	0	0	34
25 • E. Dampier • C	9-13	0-0	3-4	3-7-10	21	3	0	4	8	1	35
00 • D. Wilson • G	10-20	2-8	10-10	2-5-7	32	3	1	1	0	3	33
10 • T.J. Honore • G	2-9	0-4	2-2	0-0-0	6	2	3	2	0	2	32
03 • M. Bullard	0-2	0-1	0-0	1-1-2	0	1	1	1	0	1	15
15 • W. Hughes	1-1	0-0	0-0	1-2-3	2	0	0	0	0	0	6
20 • R. Walters	1-4	0-0	0-2	4-4-8	2	1	0	2	0	0	21
33 • B. Wilson	0-0	0-0	0-0	0-0-0	0	1	0	2	0	0	3
TEAM				0-1-1							
TOTALS	28-61	6-18	16-20	12-28-40	78	18	10	14	8	7	200

FG% • 1ST HALF	15-31 • 48.4	FG% • 2ND HALF	13-30 • 43.3	FG% • GAME	28-61 • 45.9	DEADBALL REB
3 FG% • 1ST HALF	2-9 • 22.2	3 FG% • 2ND HALF	4-9 • 44.4	3 FG% • GAME	6-18 • 33.3	OFF • DEF
FT% • 1ST HALF	3-4 • 75.0	FT% • 2ND HALF	13-16 • 81.3	FT% • GAME	16-20 • 80.0	2 • 0

UTAH • 28-6	FG-FGA	3-PT FG-FGA	FT-FTA	OFF-DEF-REB	PTS	PF	ASST	TO	BLK	STL	MIN
30 • B. Melmeth • F	2-7	0-0	0-0	3-1-4	4	2	2	0	0	1	16
44 • K. Van Horn • F	8-20	0-3	5-5	3-3-6	21	1	0	3	0	0	34
03 • J. Carroll • G	1-2	1-2	2-2	0-1-1	5	5	1	1	0	0	16
21 • T. Preston • G	3-4	0-0	0-0	1-2-3	6	1	2	1	0	2	18
41 • B. Jessie • G	4-10	1-2	4-5	1-7-8	13	4	4	3	0	0	33
10 • M. Rydalch	2-9	2-7	0-0	0-2-2	6	1	1	5	0	1	28
34 • D. Hansen	0-0	0-0	0-0	0-0-0	0	0	0	0	0	0	3
50 • A. Jensen	2-3	0-0	3-4	4-0-4	7	1	2	3	2	0	28
51 • M. Doleac	1-10	0-0	0-1	3-5-8	2	1	0	0	0	0	24
TEAM				2-2-4							
TOTALS	23-65	4-14	14-17	17-23-40	64	16	12	16	2	4	200

FG% • 1ST HALF	9-30 • 30.0	FG% • 2ND HALF	14-35 • 40.0	FG% • GAME	23-65 • 35.4	DEADBALL REB
3 FG% • 1ST HALF	0-4 • 0.0	3 FG% • 2ND HALF	4-10 • 40.0	3 FG% • GAME	4-14 • 28.6	OFF • DEF
FT% • 1ST HALF	4-5 • 80.0	FT% • 2ND HALF	10-12 • 83.3	FT% • GAME	14-17 • 82.4	0 • 0

SCORE BY PERIODS	1	2	F
MISSISSIPPI STATE	35	43	78
UTAH	22	42	64

1995 NCAA TOURNAMENT • SWEET 16

[1] UCLA 86, [5] Mississippi State 67

03/23/1995 • Oakland, California • Oakland Coliseum-Arena • 14,399

MSU • 22-8	FG-FGA	3-PT FG-FGA	FT-FTA	OFF-DEF-REB	PTS	PF	ASST	TO	BLK	STL	MIN
24 • B. Price • F	3-5	0-0	0-0	0-2-2	6	0	3	2	0	0	22
32 • M. Grant • F	1-8	0-5	0-0	2-8-10	2	4	3	3	0	1	27
25 • E. Dampier • C	4-4	0-0	3-4	0-4-4	11	5	1	3	4	0	34
00 • D. Wilson • G	7-21	5-14	3-5	3-3-6	22	4	3	3	0	1	38
10 • T.J. Honore • G	2-10	2-7	0-0	2-2-4	6	3	5	0	0	1	33
03 • M. Bullard	3-9	2-6	2-2	2-1-3	10	4	2	4	0	2	19
15 • W. Hughes	0-0	0-0	0-0	1-0-1	0	2	0	1	0	0	8
20 • R. Walters	3-5	0-0	4-6	3-4-7	10	3	1	2	0	0	17
31 • J. Young	0-0	0-0	0-0	0-0-0	0	0	0	0	0	0	1
33 • B. Wilson	0-0	0-0	0-0	0-0-0	0	0	0	1	0	0	1
TEAM				2-2-4				1			
TOTALS	23-62	9-32	12-17	15-26-41	67	25	18	20	4	5	200

FG% • 1ST HALF	9-28 • 32.1	FG% • 2ND HALF	14-34 • 41.2	FG% • GAME	23-62 • 37.1	DEADBALL REB	
3 FG% • 1ST HALF	0-11 • 0.0	3 FG% • 2ND HALF	9-21 • 42.9	3 FG% • GAME	9-32 • 28.1	OFF • DEF	
FT% • 1ST HALF	1-3 • 33.3	FT% • 2ND HALF	11-14 • 78.6	FT% • GAME	12-17 • 70.6		2 • 0

UCLA • 28-2	FG-FGA	3-PT FG-FGA	FT-FTA	OFF-DEF-REB	PTS	PF	ASST	TO	BLK	STL	MIN
12 • T. Bailey • F	3-11	0-2	6-9	0-5-5	12	2	2	2	0	0	31
13 • C. O'Bannon • F	3-7	0-1	3-4	3-2-5	9	1	2	0	0	1	22
31 • E. O'Bannon • F	8-14	3-6	2-3	1-7-8	21	2	1	1	0	1	29
25 • G. Zidek • C	5-11	0-0	1-4	2-0-2	11	3	0	2	2	0	28
11 • T. Edney • G	4-6	1-2	1-2	0-3-3	10	3	8	2	0	0	25
05 • C. Dollar	0-1	0-0	2-6	2-4-6	2	3	2	3	0	4	23
24 • B. Myers	0-0	0-0	0-0	0-0-0	0	0	0	0	0	0	1
30 • K. Dempsey	0-0	0-0	0-0	0-0-0	0	0	0	0	0	0	1
35 • I. Nwankwo	0-1	0-0	4-4	0-0-0	4	0	1	0	0	0	5
50 • O. Givens	2-2	0-0	0-0	1-1-2	4	1	0	1	0	0	2
52 • J.R. Henderson	2-3	0-0	4-5	0-2-2	8	2	1	1	0	3	26
54 • K. Johnson	1-2	0-0	3-6	1-2-3	5	1	1	0	0	0	7
TEAM				3-0-3							
TOTALS	28-58	4-11	26-43	13-26-39	86	18	18	12	2	9	200

FG% • 1ST HALF	17-33 • 51.5	FG% • 2ND HALF	11-25 • 44.0	FG% • GAME	28-58 • 48.3	DEADBALL REB	
3 FG% • 1ST HALF	2-5 • 40.0	3 FG% • 2ND HALF	2-6 • 33.3	3 FG% • GAME	4-11 • 36.4	OFF • DEF	
FT% • 1ST HALF	4-8 • 50.0	FT% • 2ND HALF	22-35 • 62.9	FT% • GAME	26-43 • 60.5		9 • 0

SCORE BY PERIODS	1	2	F
MISSISSIPPI STATE	19	48	67
UCLA	40	46	86

**1991 NCAA TOURNAMENT • FIRST ROUND****[12] Eastern Michigan 76, [5] Mississippi State 56****03/15/1991 • Syracuse, New York • Carrier Dome • 14,436**

EMU • 23-6	FG-FGA	3-PT FG-FGA	FT-FTA	OFF-DEF-REB	PTS	PF	ASST	TO	BLK	STL	MIN
32 • K. Hallas • F	4-6	0-0	1-1	1-5-6	9	4	3	5	0	2	32
31 • Carl Thomas • F	5-9	4-7	2-3	0-3-3	16	1	2	3	0	0	35
54 • M. Kennedy • C	9-13	0-0	4-6	4-12-16	22	2	1	4	0	3	35
23 • Charles Thomas • G	2-6	2-5	3-4	1-3-4	9	0	6	0	0	1	33
15 • L. Neely • G	6-16	0-0	5-8	1-6-7	17	0	5	3	0	0	37
51 • M. Boykin	0-1	0-0	0-1	0-0-0	0	3	0	0	0	0	7
41 • R. Lewis	0-1	0-0	1-2	1-0-1	1	0	3	0	0	0	16
10 • K. Felder	0-1	0-0	0-0	0-0-0	0	0	1	1	0	1	3
35 • J. Frasor	1-1	0-0	0-0	1-0-1	2	0	0	0	0	0	1
52 • P. Pangas	0-0	0-0	0-0	0-1-1	0	0	0	0	0	0	1
TEAM				2-2-4							
TOTALS	27-54	6-12	16-25	11-32-43	76	10	21	16	0	7	200

FG% • 1ST HALF	14-29 • 48.2	FG% • 2ND HALF	13-25 • 52.0	FG% • GAME	27-54 • 50.0	DEADBALL REB
3 FG% • 1ST HALF	4-9 • 44.4	3 FG% • 2ND HALF	2-3 • 66.7	3 FG% • GAME	6-12 • 50.0	OFF • DEF
FT% • 1ST HALF	3-5 • 60.0	FT% • 2ND HALF	13-20 • 65.0	FT% • GAME	16-25 • 64.0	4 • 0

MSU • 20-9	FG-FGA	3-PT FG-FGA	FT-FTA	OFF-DEF-REB	PTS	PF	ASST	TO	BLK	STL	MIN
21 • C. Burns • F	8-18	0-1	6-8	3-4-7	22	1	2	3	2	0	34
23 • G. Carter • F	6-19	1-5	0-0	3-3-6	13	3	3	2	0	2	40
33 • C. Nichols • C	2-4	0-0	0-0	2-4-6	4	3	1	1	1	3	22
10 • B. Smith • G	1-4	0-0	0-0	0-4-4	2	2	3	1	1	0	15
20 • D. Hartsfield • G	2-8	1-3	0-0	1-1-2	5	3	4	2	0	1	34
12 • O. Watson	0-0	0-0	0-0	0-0-0	0	0	0	0	0	0	2
22 • T. Watts	3-7	2-3	2-2	2-1-3	10	3	2	2	0	3	28
24 • K. Hooper	0-2	0-1	0-0	1-0-1	0	4	1	1	0	0	13
25 • N. Morris	0-0	0-0	0-0	0-0-0	0	1	0	0	0	0	7
32 • I. Peterson	0-0	0-0	0-0	0-0-0	0	1	0	0	0	1	5
TEAM				1-1-2							
TOTALS	22-62	4-13	8-10	13-18-31	56	21	16	12	4	10	200

FG% • 1ST HALF	13-31 • 41.9	FG% • 2ND HALF	9-31 • 29.0	FG% • GAME	22-62 • 35.5	DEADBALL REB
3 FG% • 1ST HALF	1-3 • 33.3	3 FG% • 2ND HALF	3-10 • 30.0	3 FG% • GAME	4-13 • 30.8	OFF • DEF
FT% • 1ST HALF	1-2 • 50.0	FT% • 2ND HALF	7-8 • 87.5	FT% • GAME	8-10 • 80.0	0 • 0

SCORE BY PERIODS	1	2	F
EASTERN MICHIGAN	35	41	76
MISSISSIPPI STATE	28	28	56

1963 NCAA TOURNAMENT • FIRST ROUND

Loyola • Chicago 61, Mississippi State 51

03/15/1963 • East Lansing, Michigan • Jenison Field House • 12,143

MSU • 21-6	FG-FGA	FT-FTA	REB	PTS	PF
44 • L. Mitchell • F	6-10	2-5	11	14	5
33 • J.D. Gold • F	3-9	5-7	3	11	3
53 • S. Brinker • F	3-6	3-5	7	9	4
22 • D. Hutton • G	5-9	0-2	1	10	0
41 • W.D. Stroud • G	3-15	1-1	3	7	2
43 • A. Nichols	0-0	0-0	0	0	0
TOTALS	20-49	11-20	25	51	14

LOYOLA • 25-4	FG-FGA	FT-FTA	REB	PTS	PF
Harkness	7-11	6-7	9	20	1
Rouse	8-24	0-0	19	16	4
Hunter	3-13	6-7	10	12	3
Egan	1-9	0-1	1	2	5
Miller	5-9	1-1	4	11	1
Wood	0-0	0-0	1	0	3
TOTALS	24-66	13-16	44	61	17

SCORE BY PERIODS 1 2 F

LOYOLA-CHICAGO 26 35 61

MISSISSIPPI STATE 19 32 51

1963 NCAA TOURNAMENT • CONSOLATION ROUND

Mississippi State 65, Bowling Green 60

March 16, 1963 • East Lansing, Michigan • Jenison Field House • 12,143

MSU • 22-6	FG-FGA	FT-FTA	REB	PTS	PF
44 • L. Mitchell • F	5-14	13-16	8	23	4
53 • S. Brinker • F	2-6	3-3	10	7	4
45 • B. Shows • C	2-5	1-3	7	5	5
22 • D. Hutton • G	5-11	4-7	3	14	1
41 • W.D. Stroud • G	5-13	3-3	2	13	2
34 • D. Posey	0-1	0-0	2	0	0
45 • A. Nichols	1-1	0-1	4	2	0
54 • R. Williams	0-5	1-2	6	1	4
TOTALS	20-56	25-35	42	65	20

BG • 19-8	FG-FGA	FT-FTA	REB	PTS	PF
30 • H. Komives	7-26	6-7	2	20	3
42 • N. Thurmond	6-22	7-10	31	19	3
51 • W. Junior	3-12	3-3	5	9	3
44 • M. Gilbert	1-3	2-3	2	4	3
33 • L. Pepin	2-3	0-0	1	4	4
21 • P. Haley	1-1	0-0	1	2	1
41 • T. Baker	1-5	0-0	1	2	3
35 • E. Chatman	0-2	0-1	6	0	3
B. Chapman	0-3	0-0	3	0	3
24 • B. Reynolds	0-3	0-0	0	0	1
TOTALS	21-80	18-24	60	60	27

SCORE BY PERIODS 1 2 F

MISSISSIPPI STATE 34 31 65

BOWLING GREEN 26 34 60



NIT HISTORY • 10-9

1979 - NIT 1ST ROUND - STARKVILLE, MISSISSIPPI

03/08/1979 - [] Alcorn State 80, [] MSU 78 1st Round • 24

1990 - NIT 1ST/2ND ROUNDS - CAMPUS SITES

03/15/1990 - [] MSU 84, [] Baylor 75 1st Round • 32

03/19/1990 - [] New Orleans 65, [] MSU 60 2nd Round • 16

1994 - NIT 1ST ROUND - MANHATTAN, KANSAS

03/17/1994 - [] Kansas State 78, [] MSU 67 1st Round • 32

1999 - NIT 1ST ROUND - FORT COLLINS, COLORADO

03/10/1999 - [] Colorado State 69, [] MSU 56 1st Round • 32

2001 - NIT 1ST/2ND/3RD ROUNDS - CAMPUS SITES

03/14/2001 - [] MSU 75, [] Southern Miss 68 1st Round • 32 • Starkville

03/19/2001 - [] MSU 66, [] Pittsburgh 61 2nd Round • 16 • Pittsburgh

03/21/2001 - [] Tulsa 77, [] MSU 75 3rd Round • 8 • Starkville

2007 - NIT 1ST/2ND/3RD ROUNDS - STARKVILLE, MISSISSIPPI

03/13/2007 • [1] MSU 82, [8] Mississippi Valley State 63 1st Round • 32

03/17/2007 • [1] MSU 101, [4] Bradley 72 2nd Round • 16

03/20/2007 • [1] MSU 86, [2] Florida State 71 3rd Round • 8

2007 - NIT FINAL FOUR - NEW YORK CITY, NEW YORK

03/27/2007 • [1] West Virginia 63, [1] MSU 62 Semifinals • 4

2010 - NIT 1ST/2ND ROUNDS - STARKVILLE, MISSISSIPPI

03/16/2010 • [1] MSU 81, [8] Jackson State 67 1st Round • 32

03/20/2010 • [4] North Carolina 76, [1] MSU 74 2nd Round • 16

2012 - NIT 1ST ROUND - STARKVILLE, MISSISSIPPI

03/13/2012 • [5] Massachusetts 101, [4] MSU 96 • 2OT 1st Round • 32

2018 - NIT 1ST/2ND/3RD ROUNDS - CAMPUS SITES

03/14/2018 • [4] MSU 66, [5] Nebraska 59 1st Round • 32 • Starkville

03/18/2018 • [4] MSU 78, [1] Baylor 77 2nd Round • 16 • Waco

03/20/2018 • [4] MSU 79, [2] Louisville 56 3rd Round • 8 • Louisville

2018 - NIT FINAL FOUR - NEW YORK CITY, NEW YORK

03/27/2018 • [4] Penn State 75, [4] MSU 60 Semifinals • 4

2018 NIT - HEAD COACH: BEN HOWLAND

Leading Scorer: Quindary Weatherspoon • 14.4 PPG

Leading Rebounder: Aric Holman • 6.7 RPG

Leading Assists: Lamar Peters • 4.5 APG

Leading Steals: Lamar Peters • 1.5 SPG

Leading Blocks: Abdul Ado • 1.9 BPG

2012 NIT - HEAD COACH: RICK STANSBURY

Leading Scorer: Arnett Moultrie • 16.4 PPG

Leading Rebounder: Arnett Moultrie • 10.5 RPG

Leading Assists: Dee Bost • 4.5 APG

Leading Steals: Dee Bost • 2.0 SPG

Leading Blocks: Wendell Lewis • 0.9 BPG

2010 NIT - HEAD COACH: RICK STANSBURY

Leading Scorer: Jarvis Varnado • 13.8 PPG

Leading Rebounder: Jarvis Varnado • 10.3 RPG

Leading Assists: Dee Bost • 5.2 APG

Leading Steals: Dee Bost • 1.3 SPG

Leading Blocks: Jarvis Varnado • 4.7 BPG

2007 NIT - HEAD COACH: RICK STANSBURY

Leading Scorer: Jamont Gordon • 16.0 PPG

Leading Rebounder: Jamont Gordon • 7.1 RPG

Leading Assists: Jamont Gordon • 5.3 APG

Leading Steals: Dietric Slater • 1.7 SPG

Leading Blocks: Jarvis Varnado • 1.9 BPG

2001 NIT - HEAD COACH: RICK STANSBURY

Leading Scorer: Antonio Jackson • 12.8 PPG

Leading Rebounder: Robert Jackson • 7.3 RPG

Leading Assists: Antonio Jackson • 3.2 APG

Leading Steals: A. Jackson & Derrick Zimmerman • 1.2 SPG

Leading Blocks: Tyrus Boswell • 0.8 BPG

1999 NIT - HEAD COACH: RICK STANSBURY

Leading Scorer: Tyrone Washington • 12.7 PPG

Leading Rebounder: Tyrone Washington • 8.4 RPG

Leading Assists: Detrick White • 5.6 APG

Leading Steals: Detrick White • 1.0 SPG

Leading Blocks: Tyrone Washington • 2.0 BPG

1994 NIT - HEAD COACH: RICHARD WILLIAMS

Leading Scorer: Darryl Wilson • 16.2 PPG

Leading Rebounder: Erick Dampier • 8.7 RPG

Leading Assists: T.J. Honore • 4.4 APG

Leading Steals: D. Wilson & T.J. Honore • 1.6 SPG

Leading Blocks: Erick Dampier • 2.2 BPG

1990 NIT - HEAD COACH: RICHARD WILLIAMS

Leading Scorer: Cameron Burns • 18.2 PPG

Leading Rebounder: Cameron Burns • 7.3 RPG

Leading Assists: Doug Hartfield • 5.3 APG

Leading Steals: Tony Watts • 1.6 SPG

Leading Blocks: Greg Carter • 0.7 BPG

1979 NIT - HEAD COACH: JIM HATFIELD

Leading Scorer: Ron White • 17.1 PPG

Leading Rebounder: Wiley Peck • 11.3 RPG

Leading Assists: Tom Schubert • 4.3 APG

Leading Steals: Ron White • 1.3 SPG

Leading Blocks: Rickey Brown • 1.2 BPG



INDIVIDUAL SUPERLATIVES

POINTS SCORED

RANK	PTS	PLAYER	OPPONENT	DATE
1	34	Arnett Moultrie	Massachusetts	03/13/2012
2	28	Cameron Burns	Baylor	03/15/1990
3	23	Tony Watts	Baylor	03/15/1990
4	22	Darryl Wilson	at Kansas State	03/17/1994
	22	Wiley Peck	Alcorn State	03/08/1979
6	21	Jarvis Varnado	Jackson State	03/16/2010
	21	Charles Rhodes	Mississippi Valley St	03/13/2007
	21	Marckell Patterson	Southern Miss	03/14/2001
9	20	Dee Bost	Massachusetts	03/13/2012
	20	Jamont Gordon	Bradley	03/17/2007
	20	Marckell Patterson	Tulsa	03/21/2001
	20	Rickey Brown	Alcorn State	03/08/1979

FIELD GOALS MADE

RANK	FGM	PLAYER	OPPONENT	DATE
1	12	Arnett Moultrie	Massachusetts	03/13/2012
2	9	Cameron Burns	Baylor	03/15/1990
	9	Greg Grim	Alcorn State	03/08/1979
4	8	Jamont Gordon	Mississippi Valley St	03/13/2007
	8	Charles Rhodes	Mississippi Valley St	03/13/2007
	8	Wiley Peck	Alcorn State	03/08/1979

FIELD GOALS ATTEMPTED

RANK	FGA	PLAYER	OPPONENT	DATE
1	23	Arnett Moultrie	Massachusetts	03/13/2012
2	18	Tang Hamilton	at Colorado State	03/10/1999
3	17	Rickey Brown	Alcorn State	03/08/1979
4	16	Cameron Burns	Baylor	03/15/1990
5	15	Abdul Ado	Nebraska	03/14/2018

3-POINT FIELD GOALS MADE

RANK	3PM	PLAYER	OPPONENT	DATE
1	5	Tyson Carter	at Baylor	03/18/2018
	5	Jalen Steele	Massachusetts	03/13/2012
3	4	Barry Stewart	Bradley	03/17/2007
	4	Marckell Patterson	Tulsa	03/21/2001
	4	Darryl Wilson	at Kansas State	03/17/1994

3-POINT FIELD GOALS ATTEMPTED

RANK	3PA	PLAYER	OPPONENT	DATE
1	10	Tang Hamilton	at Colorado State	03/10/1999
2	9	Jalen Steele	Massachusetts	03/13/2012
	9	Dee Bost	North Carolina	03/20/2010
	9	Darryl Wilson	at Kansas State	03/17/1994
5	8	Lamar Peters	at Baylor	03/18/2018

FREE THROWS MADE

RANK	FTM	PLAYER	OPPONENT	DATE
1	10	Cameron Burns	Baylor	03/15/1990
2	9	Jarvis Varnado	Jackson State	03/16/2010
	9	Jamont Gordon	Florida State	03/20/2007
	9	Tony Watts	Baylor	03/15/1990
5	8	Tyson Carter	vs. Penn State	03/27/2018
	8	Arnett Moultrie	Massachusetts	03/13/2012
	8	Dee Bost	Jackson State	03/16/2010

FREE THROWS ATTEMPTS

RANK	FTA	PLAYER	OPPONENT	DATE
1	14	Jarvis Varnado	Jackson State	03/16/2010
2	13	Cameron Burns	Baylor	03/15/1990
3	11	Jamont Gordon	Florida State	03/20/2007
4	10	Tyson Carter	vs. Penn State	03/27/2018
	10	Dee Bost	Jackson State	03/16/2010

REBOUNDS

RANK	REB	PLAYER	OPPONENT	DATE
1	14	Quindary Weatherspoon	at Louisville	03/20/2018
2	13	Tang Hamilton	Tulsa	03/21/2001
3	12	Jarvis Varnado	Bradley	03/17/2007
	12	Wiley Peck	Alcorn State	03/08/1979
5	11	Jarvis Varnado	Jackson State	03/16/2010
	11	Tang Hamilton	at Colorado State	03/10/1999
	11	Todd Merritt	Baylor	03/15/1990
	11	Rickey Brown	Alcorn State	03/08/1979
9	10	Aric Holman	Nebraska	03/14/2018
	10	Charles Rhodes	vs. West Virginia	03/27/2007

ASSISTS

RANK	ASST	PLAYER	OPPONENT	DATE
1	14	Lamar Peters	Nebraska	03/14/2018
2	13	Dee Bost	Massachusetts	03/13/2012
3	10	Lamar Peters	at Baylor	03/18/2018
	10	Jamont Gordon	Bradley	03/17/2007
5	9	Jamont Gordon	vs. West Virginia	03/27/2007

BLOCKED SHOTS

RANK	BLK	PLAYER	OPPONENT	DATE
1	6	Charles Rhodes	Bradley	03/17/2007
2	4	Aric Holman	Nebraska	03/14/2018
	4	Jarvis Varnado	North Carolina	03/20/2010
	4	Charles Rhodes	Mississippi Valley St	03/13/2007
5	3	Aric Holman	vs. Penn State	03/27/2018
	3	Abdul Ado	at Louisville	03/20/2018
	3	Jarvis Varnado	Jackson State	03/16/2010
	3	Jarvis Varnado	Bradley	03/17/2007
	3	Quintin Smith	Southern Miss	03/14/2001
	3	Cameron Burns	Baylor	03/15/1990
	3	Rickey Brown	Alcorn State	03/08/1979

STEALS

RANK	STL	PLAYER	OPPONENT	DATE
1	5	Barry Stewart	Florida State	03/20/2007
2	3	Tyson Carter	at Baylor	03/18/2018
	3	Lamar Peters	at Baylor	03/18/2018

Note: MSU has had 10 players record 3 steals in a NIT game. The most recent are listed above.

DOUBLE-DOUBLES

PTS - REB	PLAYER	OPPONENT	DATE
19 - 14	Quindary Weatherspoon	at Louisville	03/20/2018
16 - 10	Aric Holman	Nebraska	03/14/2018
21 - 11	Jarvis Varnado	Jackson State	03/16/2010
10 - 10	Charles Rhodes	vs. West Virginia	03/27/2007
20 - 11	Rickey Brown	Alcorn State	03/08/1979
22 - 12	Wiley Peck	Alcorn State	03/08/1979

DOUBLE-DOUBLES

PTS - ASST	PLAYER	OPPONENT	DATE
20 - 13	Dee Bost	Massachusetts	03/13/2012
20 - 10	Jamont Gordon	Bradley	03/17/2007

**TEAM SUPERLATIVES****POINTS**

RANK	PTS	OPPONENT	DATE
1	101	Bradley	03/17/2007
2	96	Massachusetts • UMass	03/13/2012
3	86	Florida State	03/20/2007
4	84	Baylor	03/15/1990
5	82	Mississippi Valley State	03/13/2007
6	81	Jackson State	03/16/2010

FIELD GOALS MADE

RANK	FGM	OPPONENT	DATE
1	39	Bradley	03/17/2007
2	33	Alcorn State	03/08/1979
3	32	Massachusetts • UMass	03/13/2012
4	31	at Louisville	03/20/2018
5	30	Mississippi Valley State	03/13/2007

FIELD GOALS ATTEMPTED

RANK	FGA	OPPONENT	DATE
1	75	Massachusetts • UMass	03/13/2012
2	73	Bradley	03/17/2007
3	68	Mississippi Valley State	03/13/2007
4	66	Florida State	03/20/2007
5	65	at Louisville	03/20/2018

FIELD GOAL PERCENTAGE

RANK	FG PCT	OPPONENT	DATE
1	58.9 [33-56]	Alcorn State	03/08/1979
2	53.8 [28-52]	at Baylor	03/18/2018
3	53.4 [39-73]	Bradley	03/17/2007
4	49.1 [28-57]	at Pittsburgh	03/19/2001
5	47.7 [31-65]	at Louisville	03/20/2018

3-POINT FIELD GOALS MADE

RANK	3PM	OPPONENT	DATE
1	13	at Baylor	03/18/2018
2	12	Massachusetts • UMass	03/13/2012
	12	Bradley	03/17/2007
4	11	North Carolina	03/20/2010
5	9	at Kansas State	03/17/1994

3-POINT FIELD GOALS ATTEMPTED

RANK	3PA	OPPONENT	DATE
1	31	Massachusetts • UMass	03/13/2012
2	30	Florida State	03/20/2007
3	29	North Carolina	03/20/2010
	29	Jackson State	03/16/2010
5	27	Bradley	03/17/2007

3-POINT FIELD GOAL PERCENTAGE • MIN: 5 3-PT FGM

RANK	3PT PCT	OPPONENT	DATE
1	59.1 [13-22]	at Baylor	03/18/2018
2	50.0 [6-12]	Baylor	03/15/1990
3	44.4 [12-27]	Bradley	03/17/2007
4	38.5 [5-13]	at New Orleans	03/19/1990
5	37.9 [11-29]	North Carolina	03/20/2010

FREE THROWS MADE

RANK	FTM	OPPONENT	DATE
1	30	Baylor	03/15/1990
2	29	Jackson State	03/16/2010
3	23	Florida State	03/20/2007
4	20	Massachusetts • UMass	03/13/2012
	20	Tulsa	03/21/2001

FREE THROWS ATTEMPTED

RANK	FTA	OPPONENT	DATE
1	39	Baylor	03/15/1990
2	38	Jackson State	03/16/2010
3	31	Southern Miss	03/14/2001
4	29	Tulsa	03/21/2001
5	27	Florida State	03/20/2007
6	25	Massachusetts • UMass	03/13/2012

FREE THROW PERCENTAGE • MIN: 10 FTA

RANK	FT PCT	OPPONENT	DATE
1	85.2 [23-27]	Florida State	03/20/2007
2	81.8 [9-11]	at Baylor	03/18/2018
	81.8 [9-11]	vs. West Virginia	03/27/2007
4	80.0 [20-25]	Massachusetts • UMass	03/13/2012
5	76.9 [30-39]	Baylor	03/15/1990
6	76.3 [29-38]	Jackson State	03/16/1990
7	75.0 [9-12]	at Louisville	03/20/2018
	75.0 [15-20]	at New Orleans	03/19/1990

REBOUNDS

RANK	REB	OPPONENT	DATE
1	51	Bradley	03/17/2007
2	47	Nebraska	03/14/2018
3	43	at Colorado State	03/10/1999
4	42	at Louisville	03/20/2018
	42	Tulsa	03/21/2001
6	41	Massachusetts • UMass	03/13/2012
	41	Mississippi Valley State	03/13/2007

ASSISTS

RANK	ASST	OPPONENT	DATE
1	24	at Baylor	03/18/2018
2	22	Massachusetts • UMass	03/13/2012
	22	Bradley	03/17/2007
4	18	Alcorn State	03/08/1979
5	17	Mississippi Valley State	03/13/2007
	17	Baylor	03/15/1990

TURNOVERS

RANK	TO	OPPONENT	DATE
1	18	at Kansas State	03/17/1994
2	17	at New Orleans	03/19/1990
3	16	Bradley	03/17/2007
	16	Alcorn State	03/08/1979
5	15	Massachusetts • UMass	03/13/2012

BLOCKED SHOTS

RANK	BLK	OPPONENT	DATE
1	10	Bradley	03/17/2007
	10	Baylor	03/15/1990
3	7	at Louisville	03/20/2018
	7	Nebraska	03/14/2018
	7	Mississippi Valley State	03/13/2007

STEALS

RANK	STL	OPPONENT	DATE
1	15	Florida State	03/20/2007
2	12	Jackson State	03/16/2010
3	10	at Louisville	03/20/2018

2018 NIT • FIRST ROUND

Mississippi State 66, Nebraska 59

03/14/2018 • Starkville, Mississippi • Humphrey Coliseum • 3,485

NU • 22-11	FG-FGA	3-PT FG-FGA	FT-FTA	OFF-DEF-REB	PTS	PF	ASST	TO	BLK	STL	MIN
14 • I. Copeland • F	5-13	2-4	0-0	2-0-2	12	5	0	1	0	0	31
15 • I. Roby • F	3-7	1-3	3-3	1-7-8	10	5	0	2	1	0	24
05 • G. Watson Jr. • G	3-12	1-2	1-2	0-3-3	8	3	2	0	0	3	31
13 • A. Gill • G	3-8	1-5	0-0	1-2-3	7	1	1	1	0	1	32
24 • J. Palmer Jr. • G	5-15	0-5	3-4	3-3-6	13	3	5	1	2	1	35
00 • D. Okeke	1-1	0-0	0-0	0-1-1	2	1	0	0	0	0	5
11 • E. Taylor	1-3	1-3	0-0	0-1-1	3	0	1	0	0	0	21
12 • T. Allen	0-0	0-0	0-0	0-0-0	0	0	1	0	0	0	8
32 • J. Tshimanga	2-6	0-0	0-0	2-1-3	4	0	0	0	1	1	13
TEAM				2-1-3							
TOTALS	23-65	6-22	7-9	11-19-30	59	18	10	5	4	6	200

FG% • 1ST HALF	11-31 • 35.5	FG% • 2ND HALF	12-34 • 35.3	FG% • GAME	23-65 • 35.4	DEADBALL REB	
3 FG% • 1ST HALF	2-7 • 28.6	3 FG% • 2ND HALF	4-15 • 26.7	3 FG% • GAME	6-22 • 27.3	OFF • DEF	
FT% • 1ST HALF	4-6 • 66.7	FT% • 2ND HALF	3-3 • 100.0	FT% • GAME	7-9 • 77.8		1 • 0

MSU • 23-11	FG-FGA	3-PT FG-FGA	FT-FTA	OFF-DEF-REB	PTS	PF	ASST	TO	BLK	STL	MIN
24 • A. Ado • F	6-15	0-0	3-4	6-3-9	15	2	1	0	1	0	27
01 • L. Peters • G	0-3	0-3	0-0	0-4-4	0	1	14	2	0	0	35
03 • X. Stapleton • G	4-7	2-4	2-4	1-4-5	12	1	0	0	1	1	32
11 • Q. Weatherspoon • G	2-6	1-4	3-4	0-7-7	8	3	0	4	0	0	33
23 • T. Carter • G	3-10	1-4	2-2	0-3-3	9	0	1	1	0	1	31
02 • E. Wright	1-5	0-1	0-0	0-4-4	2	2	0	2	1	0	19
22 • K. Feazell	2-2	0-0	0-0	1-0-1	4	0	0	0	0	0	5
35 • A. Holman	6-9	2-2	2-4	7-3-10	16	2	0	3	4	0	19
TEAM				1-3-4							
TOTALS	24-57	6-18	12-18	16-31-47	66	11	16	13	7	2	200

FG% • 1ST HALF	13-33 • 39.4	FG% • 2ND HALF	11-24 • 45.8	FG% • GAME	24-57 • 42.1	DEADBALL REB	
3 FG% • 1ST HALF	3-10 • 30.0	3 FG% • 2ND HALF	3-8 • 37.5	3 FG% • GAME	6-18 • 33.3	OFF • DEF	
FT% • 1ST HALF	4-5 • 80.0	FT% • 2ND HALF	8-13 • 61.5	FT% • GAME	12-18 • 66.7		4 • 1

SCORE BY PERIODS	1	2	3	4	F	PAINT	OFF/TO	2ND CHANCE	FASTBREAK	BENCH	
NEBRASKA	12	16	17	14	59	NU	30	9	11	6	9
MISSISSIPPI STATE	19	14	17	16	66	MSU	30	8	12	0	22

HALFTIME • MSU 33, NU 28



2018 NIT • SECOND ROUND
Mississippi State 78, Baylor 77
03/18/2018 • Waco, Texas • Ferrell Center • 2,246

MSU • 24-11	FG-FGA	3-PT FG-FGA	FT-FTA	OFF-DEF-REB	PTS	PF	ASST	TO	BLK	STL	MIN
24 • A. Ado • F	1-2	0-0	1-2	0-1-1	3	2	0	1	1	0	24
00 • N. Weatherspoon • G	3-6	0-0	0-0	1-1-2	6	3	3	1	0	0	24
01 • L. Peters • G	3-9	3-8	0-0	0-1-1	9	2	10	2	0	3	33
03 • X. Stapleton • G	6-8	3-4	0-0	0-2-2	15	4	0	2	0	0	18
11 • Q. Weatherspoon • G	4-9	2-4	3-4	0-3-3	13	3	5	2	0	1	33
02 • E. Wright	0-1	0-0	0-0	1-0-1	0	0	1	0	0	0	7
22 • K. Feazell	0-1	0-0	0-0	0-0-0	0	3	0	0	0	0	9
23 • T. Carter	6-7	5-6	2-2	0-1-1	19	0	1	2	0	3	23
35 • A. Holman	5-8	0-0	3-3	2-3-8	13	3	4	1	2	0	28
45 • E.J. Datcher	0-1	0-0	0-0	0-0-0	0	0	0	0	0	0	1
TEAM				2-0-2							
TOTALS	28-52	13-22	9-11	6-15-21	78	20	24	12	3	7	200

FG% • 1ST HALF	16-29 • 55.2	FG% • 2ND HALF	12-23 • 52.2	FG% • GAME	28-52 • 53.8	DEADBALL REB
3 FG% • 1ST HALF	8-13 • 61.5	3 FG% • 2ND HALF	5-9 • 55.6	3 FG% • GAME	13-22 • 59.1	OFF • DEF
FT% • 1ST HALF	7-8 • 87.5	FT% • 2ND HALF	2-3 • 66.7	FT% • GAME	9-11 • 81.8	0 • 3

BU • 19-15	FG-FGA	3-PT FG-FGA	FT-FTA	OFF-DEF-REB	PTS	PF	ASST	TO	BLK	STL	MIN
00 • J. Lual-Acuil • F	7-13	0-1	3-6	4-4-8	17	1	1	3	3	1	39
21 • N. Omot • F	4-7	2-4	1-1	1-1-2	11	3	2	1	2	0	23
03 • J. Lindsey • G	0-1	0-0	0-0	0-2-2	0	4	5	0	0	0	20
11 • M. Vital • G	1-3	0-0	1-2	4-2-6	3	3	2	1	0	0	20
20 • M. Lecomte • G	4-12	0-3	7-7	1-1-2	15	1	7	3	0	0	35
10 • T. Jolly	0-0	0-0	0-0	0-0-0	0	0	0	0	0	0	1
22 • K. McClure	2-6	1-4	0-0	1-4-5	5	1	3	3	0	1	29
31 • T. Maston	13-19	0-0	0-1	2-5-7	26	2	0	1	0	0	33
TEAM				1-1-2							
TOTALS	31-61	3-12	12-17	14-20-34	77	15	20	12	5	2	200

FG% • 1ST HALF	13-26 • 50.0	FG% • 2ND HALF	18-35 • 51.4	FG% • GAME	31-61 • 50.8	DEADBALL REB
3 FG% • 1ST HALF	1-6 • 16.7	3 FG% • 2ND HALF	2-6 • 33.3	3 FG% • GAME	3-12 • 25.0	OFF • DEF
FT% • 1ST HALF	6-10 • 60.0	FT% • 2ND HALF	6-7 • 85.7	FT% • GAME	12-17 • 70.6	3 • 0

SCORE BY PERIODS	1	2	3	4	F	PAINT	OFF/TO	2ND CHANCE	FASTBREAK	BENCH	
MISSISSIPPI STATE	24	23	10	21	78	MSU	24	15	5	2	32
BAYLOR	15	18	25	19	77	BU	42	16	17	0	31

HALFTIME • MSU 47, BU 33

2018 NIT • THIRD ROUND

Mississippi State 79, Louisville 56

03/20/2018 • Louisville, Kentucky • KFC Yum! Center • 10,718

MSU • 25-11	FG-FGA	3-PT FG-FGA	FT-FTA	OFF-DEF-REB	PTS	PF	ASST	TO	BLK	STL	MIN
24 • A. Ado • F	3-8	0-0	1-4	4-3-7	7	1	1	1	3	1	20
00 • N. Weatherspoon • G	6-9	0-0	0-0	0-3-3	12	0	4	4	0	2	32
01 • L. Peters • G	2-9	2-7	0-0	0-1-1	6	1	4	1	0	1	31
03 • X. Stapleton • G	5-10	2-4	0-0	2-3-5	12	3	0	0	2	1	25
11 • Q. Weatherspoon • G	6-10	1-2	6-6	3-11-14	19	1	0	1	0	2	26
02 • E. Wright	1-1	0-0	0-0	1-0-1	2	2	2	0	0	2	13
05 • M. Storm	0-0	0-0	0-0	0-0-0	0	0	0	0	0	0	1
13 • N. Singleton	0-1	0-0	0-0	0-0-0	0	0	0	0	0	0	1
15 • T.J. Gray	0-1	0-0	0-0	1-0-1	0	0	0	1	0	0	1
22 • K. Feazell	0-0	0-0	0-0	0-0-0	0	3	0	0	0	0	5
23 • T. Carter	2-6	1-4	0-0	0-1-1	5	0	2	0	0	1	21
35 • A. Holman	6-10	2-4	2-2	3-5-8	16	1	1	3	2	0	23
45 • E.J. Datcher	0-0	0-0	0-0	0-0-0	0	0	0	0	0	0	1
TEAM				1-0-1							
TOTALS	31-65	8-21	9-12	15-27-42	79	12	14	11	7	10	200

FG% • 1ST HALF	17-32 • 53.1	FG% • 2ND HALF	14-33 • 42.4	FG% • GAME	31-65 • 47.7	DEADBALL REB
3 FG% • 1ST HALF	5-12 • 41.7	3 FG% • 2ND HALF	3-9 • 33.3	3 FG% • GAME	8-21 • 38.1	OFF • DEF
FT% • 1ST HALF	0-0 • 0.0	FT% • 2ND HALF	9-12 • 75.0	FT% • GAME	9-12 • 75.0	2 • 0

UL • 22-14	FG-FGA	3-PT FG-FGA	FT-FTA	OFF-DEF-REB	PTS	PF	ASST	TO	BLK	STL	MIN
13 • R. Spalding • F	6-10	1-2	0-0	5-6-11	13	4	2	4	3	1	36
22 • D. Adel • F	4-9	1-3	2-2	1-3-4	11	0	3	3	0	1	28
24 • D. Sutton • F	0-3	0-1	1-2	1-4-5	1	1	1	0	0	2	19
00 • V.J. King • G	2-9	0-1	0-0	3-0-3	4	3	1	2	0	0	24
04 • Q. Snider • G	2-10	2-5	0-0	0-2-2	6	0	1	3	0	0	27
01 • L. Thomas	0-0	0-0	0-0	0-0-0	0	0	0	0	0	0	1
02 • D. Perry	2-8	1-6	2-4	0-3-3	7	4	1	2	0	1	26
14 • A. Mahmoud	2-3	0-0	0-0	1-0-1	4	0	0	0	1	0	8
30 • R. McMahon	1-3	1-3	0-0	1-0-1	3	0	2	1	0	0	13
33 • J. Nwora	2-5	1-3	2-2	0-2-2	7	0	1	1	0	0	18
TEAM				0-0-0							
TOTALS	21-60	7-24	7-10	12-20-32	56	12	12	16	4	5	200

FG% • 1ST HALF	11-30 • 36.7	FG% • 2ND HALF	10-30 • 33.3	FG% • GAME	21-60 • 35.0	DEADBALL REB
3 FG% • 1ST HALF	4-11 • 36.4	3 FG% • 2ND HALF	3-13 • 23.1	3 FG% • GAME	7-24 • 29.2	OFF • DEF
FT% • 1ST HALF	2-2 • 100.0	FT% • 2ND HALF	5-8 • 62.5	FT% • GAME	7-10 • 70.0	3 • 0

SCORE BY PERIODS	1	2	3	4	F	PAIN	OFF/TO	2ND CHANCE	FASTBREAK	BENCH	
MISSISSIPPI STATE	20	19	20	20	79	MSU	40	18	17	9	23
LOUISVILLE	12	16	13	15	56	UL	24	17	6	4	21

HALFTIME • MSU 39, UL 28

**2018 NIT • SEMIFINALS****Penn State 75, Mississippi State 60****03/27/2018 • New York City, New York • Madison Square Garden • 7,865**

MSU • 25-12	FG-FGA	3-PT FG-FGA	FT-FTA	OFF-DEF-REB	PTS	PF	ASST	TO	BLK	STL	MIN
24 • A. Ado • F	5-7	0-0	3-5	5-3-8	13	2	0	2	0	0	30
00 • N. Weatherspoon • G	2-7	1-2	0-0	1-3-4	5	3	1	0	0	0	28
01 • L. Peters • G	3-9	1-3	0-0	1-0-1	7	1	5	2	0	1	33
03 • X. Stapleton • G	0-4	0-3	0-0	0-1-1	0	4	0	2	0	0	18
11 • Q. Weatherspoon • G	2-6	0-2	2-2	1-6-7	6	0	1	4	0	0	32
02 • E. Wright	0-2	0-0	0-0	0-1-1	0	1	0	0	0	0	2
22 • K. Feazell	0-0	0-0	0-2	0-1-1	0	0	0	0	0	0	5
23 • T. Carter	5-10	1-5	8-10	0-2-2	19	1	0	1	0	1	24
35 • A. Holman	4-8	0-0	2-2	2-3-5	10	2	0	0	3	0	28
TEAM				2-3-5							
TOTALS	21-53	3-15	15-21	12-23-35	60	14	7	11	3	2	200

FG% • 1ST HALF	9-25 • 36.0	FG% • 2ND HALF	12-28 • 42.9	FG% • GAME	21-53 • 39.6	DEADBALL REB
3 FG% • 1ST HALF	1-5 • 20.0	3 FG% • 2ND HALF	2-10 • 20.0	3 FG% • GAME	3-15 • 20.0	OFF • DEF
FT% • 1ST HALF	4-4 • 100.0	FT% • 2ND HALF	11-17 • 64.7	FT% • GAME	15-21 • 71.4	4 • 0

PSU • 27-13	FG-FGA	3-PT FG-FGA	FT-FTA	OFF-DEF-REB	PTS	PF	ASST	TO	BLK	STL	MIN
11 • L. Stevens • F	6-10	1-1	4-5	1-7-8	17	2	6	1	1	0	30
21 • J. Harrar • F	1-2	0-0	0-0	4-3-7	2	5	2	1	0	1	19
33 • S. Garner • F	6-10	6-9	0-0	0-2-2	18	2	1	0	0	3	40
10 • T. Carr • G	8-18	3-6	2-2	1-5-6	21	1	5	1	1	0	37
23 • J. Reaves • G	4-8	1-2	0-2	0-1-1	9	2	3	2	0	2	30
01 • D. Zengulis	0-1	0-1	0-0	0-0-0	0	0	0	0	0	0	4
03 • S. Pierce	0-0	0-0	0-0	0-0-0	0	0	0	0	0	0	2
04 • N. Bostick	0-3	0-0	0-0	0-1-1	0	1	0	0	0	0	8
05 • J. Wheeler	1-2	0-1	0-0	0-0-0	2	1	0	0	0	3	11
44 • J. Moore	3-5	0-0	0-1	0-1-1	6	5	1	0	1	0	19
TEAM				4-3-7							
TOTALS	29-59	11-20	6-10	10-23-33	75	19	18	8	3	9	200

FG% • 1ST HALF	17-34 • 50.0	FG% • 2ND HALF	12-25 • 48.0	FG% • GAME	29-59 • 49.2	DEADBALL REB
3 FG% • 1ST HALF	8-13 • 61.5	3 FG% • 2ND HALF	3-7 • 42.9	3 FG% • GAME	11-20 • 55.0	OFF • DEF
FT% • 1ST HALF	0-2 • 0.0	FT% • 2ND HALF	6-8 • 75.0	FT% • GAME	6-10 • 60.0	1 • 0

SCORE BY PERIODS	1	2	3	4	F	PAINT	OFF/TO	2ND CHANCE	FASTBREAK	BENCH	
MISSISSIPPI STATE	11	12	18	19	60	MSU	36	7	17	6	29
PENN STATE	18	24	23	10	75	PSU	34	17	7	11	8

HALFTIME • PSU 42, MSU 23

2012 NIT • FIRST ROUND

Massachusetts 101, Mississippi State 96

03/13/2012 • Starkville, Mississippi • Humphrey Coliseum • 2,507

UMASS • 23-11	FG-FGA	3-PT FG-FGA	FT-FTA	OFF-DEF-REB	PTS	PF	ASST	TO	BLK	STL	MIN
33 • T. Vinson • F	5-12	1-4	1-1	2-1-3	12	4	1	2	0	2	28
34 • R. Putney • F	5-12	0-4	0-0	4-12-16	10	5	2	2	1	1	27
54 • S. Carter • C	6-10	0-0	8-12	7-5-12	20	4	0	1	0	1	48
03 • C. Williams • G	11-20	4-7	2-2	2-6-8	28	4	6	3	0	3	47
05 • J. Morgan • G	3-12	2-6	0-0	0-6-6	8	3	4	2	2	2	45
00 • J. Farrell	6-13	2-4	2-2	0-2-2	16	0	1	2	0	1	38
01 • M. Esho	1-3	0-0	1-2	3-0-3	3	3	0	0	0	0	8
14 • F. Riley	2-8	0-3	0-0	1-0-1	4	0	1	0	0	1	9
TEAM				2-3-5							
TOTALS	39-90	9-28	14-19	21-35-56	101	23	15	12	3	11	250

FG% • 1ST HALF	18-39 • 46.2	FG% • 2ND HALF	12-35 • 34.3	FG% • OT	9-16 • 56.3	DEADBALL REB
3 FG% • 1ST HALF	3-12 • 25.0	3 FG% • 2ND HALF	3-11 • 27.3	3 FG% • OT	4-8 • 50.0	OFF • DEF
FT% • 1ST HALF	2-2 • 100.0	FT% • 2ND HALF	4-8 • 50.0	FT% • OT	8-9 • 88.9	2 • 0
FG% • GAME	39-90 • 56.3	3 FG% • GAME	9-28 • 32.1	FT% • GAME	14-19 • 73.7	

MSU • 21-12	FG-FGA	3-PT FG-FGA	FT-FTA	OFF-DEF-REB	PTS	PF	ASST	TO	BLK	STL	MIN
01 • R. Sidney • F	1-4	0-1	1-2	1-2-3	3	3	1	0	0	0	16
23 • A. Moultrie • F	12-23	2-5	8-9	3-3-6	34	0	3	2	1	0	49
03 • D. Bost • G	5-12	3-7	7-8	0-6-6	20	3	13	5	0	1	50
04 • R. Hood • G	3-12	2-7	0-0	0-8-8	8	3	4	2	1	2	45
22 • B. Bryant • G	5-12	0-2	2-2	4-3-7	12	2	0	2	0	2	32
00 • J. Steele	5-10	5-9	2-2	1-3-4	17	1	1	2	0	1	32
30 • W. Lewis	1-2	0-0	0-0	1-3-4	2	5	0	2	1	0	22
33 • D. Smith	0-0	0-0	0-2	0-0-0	0	0	0	0	0	0	4
TEAM				0-3-3							
TOTALS	32-75	12-31	20-25	10-31-41	96	17	22	15	3	6	250

FG% • 1ST HALF	11-27 • 40.7	FG% • 2ND HALF	14-35 • 40.0	FG% • OT	7-13 • 53.8	DEADBALL REB
3 FG% • 1ST HALF	4-11 • 36.4	3 FG% • 2ND HALF	4-13 • 30.8	3 FG% • OT	4-7 • 57.1	OFF • DEF
FT% • 1ST HALF	5-9 • 55.6	FT% • 2ND HALF	9-10 • 90.0	FT% • OT	6-6 • 100.0	3 • 2
FG% • GAME	32-75 • 42.7	3 FG% • GAME	12-31 • 38.7	FT% • GAME	20-25 • 80.0	

SCORE BY PERIODS	1	2	OT1	OT2	F	PAINT	OFF/TO	2ND CHANCE	FASTBREAK	BENCH	
MASSACHUSETTS	41	31	18	11	101	UMASS	54	20	24	2	23
MISSISSIPPI STATE	31	41	18	6	96	MSU	40	17	7	11	19

**2010 NIT • FIRST ROUND****Mississippi State 81, Jackson State 67****03/16/2010 • Starkville, Mississippi • Humphrey Coliseum • 4,433****JSU • 19-13**

	FG-FGA	3-PT FG-FGA	FT-FTA	OFF-DEF-REB	PTS	PF	ASST	TO	BLK	STL	MIN
33 • G. Johnson • F	9-23	6-14	8-10	3-2-5	32	2	2	3	0	0	34
03 • R. Melvin • F	3-6	0-2	2-2	1-1-2	8	1	2	4	0	0	31
23 • D. Dixon • C	1-8	0-3	1-2	4-7-11	3	3	2	0	0	1	31
01 • Burk • G	1-3	1-2	0-0	3-3-6	3	3	1	2	0	1	25
24 • O. Jefferson • G	0-0	0-0	0-0	0-0-0	0	0	0	2	0	0	8
04 • T. Hanson	4-11	3-6	0-0	0-1-1	11	5	1	1	0	0	25
12 • G. Blake	0-2	0-0	0-0	2-3-5	0	4	0	1	1	0	11
13 • C. Williams	1-2	0-0	0-0	0-0-0	2	0	0	0	0	0	5
21 • P. Williams	2-3	0-0	0-0	0-2-2	4	4	0	1	0	0	14
30 • K. Swanier	0-1	0-0	0-0	1-0-1	0	0	0	0	0	0	1
44 • R. Gregory	1-1	0-0	2-2	2-0-2	4	0	0	1	1	1	15

TEAM**1-2-3**

TOTALS	22-60	10-27	13-16	17-21-38	67	22	8	16	2	3	200
---------------	--------------	--------------	--------------	-----------------	-----------	-----------	----------	-----------	----------	----------	------------

FG% • 1ST HALF	9-25 • 36.0	FG% • 2ND HALF	13-35 • 37.1	FG% • GAME	22-60 • 36.7	DEADBALL REB
3 FG% • 1ST HALF	1-8 • 12.5	3 FG% • 2ND HALF	9-19 • 47.4	3 FG% • GAME	10-27 • 37.0	OFF • DEF
FT% • 1ST HALF	4-4 • 100.0	FT% • 2ND HALF	9-12 • 75.0	FT% • GAME	13-16 • 81.3	2 • 0

MSU • 24-11

	FG-FGA	3-PT FG-FGA	FT-FTA	OFF-DEF-REB	PTS	PF	ASST	TO	BLK	STL	MIN
24 • K. Augustus • F	4-7	3-6	2-2	1-4-5	13	2	0	1	0	1	24
32 • J. Varnado • F	6-11	0-0	9-14	8-3-11	21	1	1	3	3	1	30
02 • R. Johnson • G	1-6	0-5	2-2	0-1-1	4	1	1	2	0	0	24
03 • D. Bost • G	4-8	2-6	8-10	0-4-4	18	3	6	2	0	3	35
22 • B. Stewart • G	3-7	1-5	0-0	0-4-4	7	1	2	0	0	3	22
05 • R. Osby	1-4	1-2	0-0	2-1-3	3	0	0	1	1	3	17
12 • C. Parker	0-0	0-0	2-2	0-0-0	2	0	0	0	0	0	2
15 • R. Benock	1-4	1-4	0-0	0-0-0	3	1	2	1	0	1	20
20 • T. Luczak	0-0	0-0	1-2	0-1-1	1	0	0	0	0	0	1
21 • B. Price	0-0	0-0	0-0	0-0-0	0	0	0	1	0	0	1
25 • P. Turner	2-7	0-1	3-4	2-4-6	7	1	3	0	2	0	20
30 • W. Lewis	0-0	0-0	0-0	0-0-0	0	2	0	0	0	0	3
50 • J. Riek	0-0	0-0	2-2	0-0-0	2	0	0	0	0	0	1

TEAM**0-0-0**

TOTALS	22-54	8-29	29-38	13-22-35	81	12	15	11	6	12	200
---------------	--------------	-------------	--------------	-----------------	-----------	-----------	-----------	-----------	----------	-----------	------------

FG% • 1ST HALF	10-27 • 37.0	FG% • 2ND HALF	12-27 • 44.4	FG% • GAME	22-54 • 40.7	DEADBALL REB
3 FG% • 1ST HALF	4-17 • 23.5	3 FG% • 2ND HALF	4-12 • 33.3	3 FG% • GAME	8-29 • 27.6	OFF • DEF
FT% • 1ST HALF	8-10 • 80.0	FT% • 2ND HALF	21-28 • 75.0	FT% • GAME	29-38 • 76.3	7 • 0

SCORE BY PERIODS

	1	2	F
JACKSON STATE	23	44	67
MISSISSIPPI STATE	32	49	81

PAINT OFF/TO 2ND CHANCE FASTBREAK BENCH

JSU	12	13	8	0	21
MSU	24	16	11	8	18

2010 NIT • SECOND ROUND

North Carolina 76, Mississippi State 74

03/20/2010 • Starkville, Mississippi • Humphrey Coliseum • 9,471

UNC • 18-16	FG-FGA	3-PT FG-FGA	FT-FTA	OFF-DEF-REB	PTS	PF	ASST	TO	BLK	STL	MIN
21 • D. Thompson • F	4-8	0-0	0-0	1-4-5	8	3	2	3	2	0	28
31 • J. Henson • F	6-11	0-0	0-0	0-8-8	12	2	3	1	3	2	28
01 • M. Ginyard • G	3-7	0-3	0-2	3-3-6	6	2	3	1	0	1	34
11 • L. Drew II • G	2-5	1-3	0-0	0-1-1	5	1	6	4	0	1	27
13 • W. Graves • G	6-10	4-6	1-1	2-1-3	17	3	0	1	0	0	30
05 • D. Strickland	3-4	0-0	2-3	0-3-3	8	1	2	0	0	1	16
15 • L. McDonald	3-8	0-2	1-1	0-0-0	7	4	1	1	0	0	10
24 • J. Watts	0-1	0-0	0-0	0-2-2	0	0	0	0	0	0	5
43 • T. Wear	2-5	0-0	2-2	2-0-2	6	1	0	0	0	0	9
44 • T. Zeller	3-7	0-0	1-1	4-3-7	7	2	0	0	0	0	13
TEAM				1-3-4							
TOTALS	32-66	5-14	7-10	13-28-41	76	19	17	11	5	5	200

FG% • 1ST HALF	17-35 • 48.6	FG% • 2ND HALF	15-31 • 48.4	FG% • GAME	32-66 • 48.5	DEADBALL REB	
3 FG% • 1ST HALF	0-2 • 0.0	3 FG% • 2ND HALF	5-12 • 41.7	3 FG% • GAME	5-14 • 35.7	OFF • DEF	
FT% • 1ST HALF	2-2 • 100.5	FT% • 2ND HALF	5-8 • 62.5	FT% • GAME	7-10 • 70.0		1 • 0

MSU • 24-12	FG-FGA	3-PT FG-FGA	FT-FTA	OFF-DEF-REB	PTS	PF	ASST	TO	BLK	STL	MIN
24 • K. Augustus • F	2-4	0-1	0-1	0-2-2	4	3	1	1	0	2	15
32 • J. Varnado • F	5-9	0-0	4-5	2-5-7	14	3	2	2	4	1	29
02 • R. Johnson • G	4-11	4-6	1-2	0-6-6	13	1	1	0	0	0	28
03 • D. Bost • G	4-10	3-9	3-4	2-3-5	14	3	4	3	0	3	32
22 • B. Stewart • G	5-13	3-7	5-7	3-2-5	18	1	2	0	0	1	36
05 • R. Osby	1-2	0-0	0-0	0-0-0	2	0	0	1	1	0	12
15 • R. Benock	0-2	0-2	0-0	0-0-0	0	0	0	0	0	0	12
25 • P. Turner	3-7	1-4	2-2	1-5-6	9	1	2	1	0	0	33
30 • W. Lewis	0-0	0-0	0-0	1-0-1	0	0	0	0	0	0	3
TEAM				1-0-1							
TOTALS	24-58	11-29	15-21	9-23-32	74	12	12	8	5	7	200

FG% • 1ST HALF	10-32 • 31.3	FG% • 2ND HALF	14-26 • 53.9	FG% • GAME	24-58 • 41.4	DEADBALL REB	
3 FG% • 1ST HALF	6-16 • 37.5	3 FG% • 2ND HALF	5-13 • 38.5	3 FG% • GAME	11-29 • 37.9	OFF • DEF	
FT% • 1ST HALF	7-10 • 70.0	FT% • 2ND HALF	8-11 • 72.7	FT% • GAME	15-21 • 71.4		3 • 0

SCORE BY PERIODS	1	2	F	PAIN	OFF/TO	2ND CHANCE	FASTBREAK	BENCH	
NORTH CAROLINA	36	40	76	UNC	42	13	20	4	28
MISSISSIPPI STATE	33	41	74	MSU	14	11	11	0	11

**2007 NIT • FIRST ROUND****Mississippi State 82, Mississippi Valley State 63****03/13/2007 • Starkville, Mississippi • Humphrey Coliseum • 5,501**

MVSU • 18-16	FG-FGA	3-PT FG-FGA	FT-FTA	OFF-DEF-REB	PTS	PF	ASST	TO	BLK	STL	MIN
22 • R. Cannon • F	2-7	0-2	0-0	0-1-1	4	3	2	3	0	0	26
44 • K. Bryant • F	2-5	0-0	0-2	2-6-8	4	1	0	3	0	0	26
25 • J. Price • C	3-5	0-0	0-2	1-2-3	6	4	1	0	1	1	20
02 • T. Snow • G	3-9	2-7	0-0	1-0-1	8	0	0	2	0	3	22
23 • M. Clark • G	0-2	0-0	0-0	0-1-1	0	0	0	0	0	0	5
03 • W. Parks II	1-1	1-1	0-0	0-0-0	3	1	0	1	0	0	3
05 • S. Speech	3-9	0-1	0-0	0-4-4	6	0	2	0	0	0	24
11 • M. Davis	1-3	0-1	0-0	0-1-1	2	0	3	1	0	0	12
13 • M. Higgins	0-0	0-0	0-0	0-0-0	0	1	1	0	0	0	3
21 • C. Lucas	7-10	0-0	8-11	1-3-4	22	0	0	3	0	3	30
24 • A. Curry	0-2	0-0	2-2	1-0-1	2	0	1	1	0	0	3
42 • R. Alexander	3-8	0-0	0-0	3-6-9	6	5	0	3	1	0	26
TEAM				1-2-3							
TOTALS	25-61	3-12	10-17	10-26-36	63	15	10	17	2	7	200

FG% • 1ST HALF	9-27 • 33.3	FG% • 2ND HALF	16-34 • 47.1	FG% • GAME	25-61 • 41.0	DEADBALL REB
3 FG% • 1ST HALF	1-4 • 25.0	3 FG% • 2ND HALF	2-8 • 25.0	3 FG% • GAME	3-12 • 25.0	OFF • DEF
FT% • 1ST HALF	5-8 • 62.5	FT% • 2ND HALF	5-9 • 55.6	FT% • GAME	10-17 • 58.8	4 • 1

MSU • 19-13	FG-FGA	3-PT FG-FGA	FT-FTA	OFF-DEF-REB	PTS	PF	ASST	TO	BLK	STL	MIN
01 • Richard Delk • F	2-3	1-2	0-2	0-1-1	5	2	3	0	0	2	25
22 • D. Slater • F	1-9	0-2	1-2	2-5-7	3	1	2	1	0	2	31
23 • C. Rhodes • C	8-12	0-0	5-5	1-3-4	21	3	1	3	4	0	26
24 • Reginald Delk • G	3-9	1-5	0-0	0-0-0	7	1	1	0	0	0	20
44 • J. Gordon • G	8-12	2-4	0-2	1-8-9	18	1	8	3	1	1	29
03 • B. Begley	0-3	0-2	0-0	0-0-0	0	0	0	2	0	0	3
04 • B. Stewart	2-7	1-5	0-0	1-1-2	5	3	1	0	1	0	22
10 • J. lupe	0-0	0-0	0-0	0-0-0	0	0	0	1	0	0	1
11 • B. Hansbrough	3-7	2-6	7-8	1-4-5	15	2	1	2	0	0	20
30 • B. Rimmer	0-0	0-0	0-0	0-0-0	0	0	0	0	0	0	3
32 • J. Varnado	3-3	0-0	2-3	2-3-5	8	1	0	1	1	2	13
40 • V. Goodridge	0-2	0-0	0-2	2-0-2	0	0	0	0	0	0	3
41 • P. Stelmach	0-1	0-0	0-0	1-1-2	0	1	0	0	0	0	4
TEAM				3-1-4							
TOTALS	30-68	7-26	15-24	14-27-41	82	15	17	13	7	7	200

FG% • 1ST HALF	17-36 • 47.2	FG% • 2ND HALF	13-32 • 40.6	FG% • GAME	30-68 • 44.1	DEADBALL REB
3 FG% • 1ST HALF	4-14 • 28.6	3 FG% • 2ND HALF	3-12 • 25.0	3 FG% • GAME	7-26 • 26.9	OFF • DEF
FT% • 1ST HALF	2-5 • 40.0	FT% • 2ND HALF	13-19 • 68.4	FT% • GAME	15-24 • 62.5	6 • 2

SCORE BY PERIODS	1	2	F	PAINT	OFF/TO	2ND CHANCE	FASTBREAK	BENCH
MISSISSIPPI VALLEY	24	39	63	MVSU 30	10	5	6	41
MISSISSIPPI STATE	40	42	82	MSU 44	18	16	2	28

2007 NIT • SECOND ROUND

Mississippi State 101, Bradley 72

03/17/2007 • Starkville, Mississippi • Humphrey Coliseum • 5,733

BU • 22-13	FG-FGA	3-PT FG-FGA	FT-FTA	OFF-DEF-REB	PTS	PF	ASST	TO	BLK	STL	MIN
21 • Z. Andrews • C	6-8	0-0	1-2	5-4-9	13	5	0	2	1	1	22
04 • W. Franklin • G	4-13	3-5	4-4	0-3-3	15	0	5	2	0	1	37
10 • J.J. Tauai • G	1-6	0-2	2-6	1-2-3	4	1	0	2	0	2	29
14 • J. Crouch • G	4-10	3-8	1-2	0-1-1	12	2	4	0	0	0	29
20 • D. Ruffin • G	4-11	1-5	2-2	0-5-5	11	1	5	4	0	1	34
05 • R. Phillips	0-0	0-0	0-0	0-0-0	0	0	0	0	0	0	1
22 • M. Salley	2-5	0-1	0-0	0-3-3	4	4	0	2	1	2	14
24 • A. Warren	3-9	1-3	1-1	1-1-2	8	1	0	0	0	1	15
32 • D. Adams	1-7	1-5	0-0	2-0-2	3	0	1	1	0	0	12
50 • B. Lavin	0-1	0-1	0-0	0-1-1	0	0	0	0	0	0	2
54 • S. Singh	1-1	0-0	0-0	1-0-1	2	0	1	1	0	0	5
TEAM				1-1-2							
TOTALS	26-71	9-30	11-17	11-21-32	72	14	16	14	2	8	200

FG% • 1ST HALF	12-33 • 36.7	FG% • 2ND HALF	14-38 • 36.8	FG% • GAME	26-71 • 36.6	DEADBALL REB
3 FG% • 1ST HALF	3-11 • 27.3	3 FG% • 2ND HALF	6-19 • 31.6	3 FG% • GAME	9-30 • 30.0	OFF • DEF
FT% • 1ST HALF	11-17 • 64.7	FT% • 2ND HALF	0-0 • 0.0	FT% • GAME	11-17 • 64.7	4 • 1

MSU • 20-13	FG-FGA	3-PT FG-FGA	FT-FTA	OFF-DEF-REB	PTS	PF	ASST	TO	BLK	STL	MIN
01 • Richard Delk • F	3-5	0-2	0-0	0-3-3	6	0	4	3	1	2	30
22 • D. Slater • F	6-10	1-2	0-0	3-5-8	13	4	1	3	0	1	27
23 • C. Rhodes • C	7-10	0-0	3-4	3-5-8	17	2	0	2	6	0	22
24 • Reginald Delk • G	5-10	3-6	2-4	0-3-3	15	1	2	0	0	2	28
44 • J. Gordon • G	7-12	3-5	3-4	1-5-6	20	3	10	4	0	0	29
03 • B. Begley	0-0	0-0	0-0	0-0-0	0	1	0	0	0	0	2
04 • B. Stewart	4-9	4-7	1-2	0-4-4	13	1	0	2	0	1	25
10 • J. Iupe	1-1	0-0	0-0	0-0-0	2	0	0	0	0	0	1
11 • B. Hansbrough	3-9	1-4	2-4	0-3-3	9	1	5	2	0	1	16
32 • J. Varnado	3-7	0-1	0-0	6-6-12	6	0	0	0	3	0	16
40 • V. Goodridge	0-0	0-0	0-0	0-0-0	0	0	0	0	0	0	2
41 • P. Stelmach	0-0	0-0	0-0	0-0-0	0	0	0	0	0	0	2
TEAM				2-2-4							
TOTALS	39-73	12-27	11-18	15-36-51	101	13	22	16	10	7	200

FG% • 1ST HALF	17-39 • 43.6	FG% • 2ND HALF	22-34 • 64.7	FG% • GAME	39-73 • 53.4	DEADBALL REB
3 FG% • 1ST HALF	7-18 • 38.9	3 FG% • 2ND HALF	5-9 • 55.6	3 FG% • GAME	12-27 • 44.4	OFF • DEF
FT% • 1ST HALF	3-6 • 50.0	FT% • 2ND HALF	8-12 • 66.7	FT% • GAME	11-18 • 61.1	4 • 0

SCORE BY PERIODS	1	2	F		PAINT	OFF/TO	2ND CHANCE	FASTBREAK	BENCH
BRADLEY	38	34	72		BU	26	21	13	10
MISSISSIPPI STATE	44	57	101		MSU	50	21	16	4
									30

**2007 NIT • THIRD ROUND****Mississippi State 86, Florida State 71****03/20/2007 • Starkville, Mississippi • Humphrey Coliseum • 9,013**

FSU • 22-13	FG-FGA	3-PT FG-FGA	FT-FTA	OFF-DEF-REB	PTS	PF	ASST	TO	BLK	STL	MIN
12 • A. Thornton • F	6-10	1-2	3-9	4-2-6	16	4	0	5	2	3	22
41 • U. Echeфу • F	0-2	0-1	0-0	1-4-5	0	4	1	5	0	0	16
03 • I. Swann • G	10-17	9-13	2-2	1-4-5	31	1	0	3	0	0	39
23 • T. Douglas • G	6-11	0-2	0-0	0-4-4	12	2	5	1	0	1	39
25 • J. Rich • G	2-4	0-0	3-4	1-3-4	7	5	2	1	1	0	31
10 • R. Mims	1-2	1-2	0-0	0-0-0	3	1	1	1	0	0	7
11 • J. Allen	0-2	0-1	0-0	0-1-1	0	1	0	1	0	0	17
15 • C. Breeden	0-1	0-0	0-1	0-1-1	0	0	0	2	0	1	12
42 • R. Reid	1-1	0-0	0-0	1-3-4	2	3	1	5	0	0	17
TEAM				1-0-1							
TOTALS	26-50	11-21	8-16	9-22-31	71	21	10	25	3	5	200

FG% • 1ST HALF	11-23 • 47.8	FG% • 2ND HALF	15-27 • 55.6	FG% • GAME	26-50 • 52.0	DEADBALL REB
3 FG% • 1ST HALF	5-7 • 71.4	3 FG% • 2ND HALF	6-14 • 42.9	3 FG% • GAME	11-21 • 52.4	OFF • DEF
FT% • 1ST HALF	2-5 • 40.0	FT% • 2ND HALF	6-11 • 54.6	FT% • GAME	8-16 • 50.0	4 • 0

MSU • 21-13	FG-FGA	3-PT FG-FGA	FT-FTA	OFF-DEF-REB	PTS	PF	ASST	TO	BLK	STL	MIN
01 • Richard Delk • F	3-5	1-2	0-0	1-2-3	7	2	1	0	0	1	23
22 • D. Slater • F	4-12	2-7	3-3	2-1-3	13	1	0	1	0	3	31
23 • C. Rhodes • C	5-9	0-0	4-6	5-1-6	14	5	0	2	2	1	21
24 • Reginald Delk • G	1-5	0-4	0-0	0-2-2	2	3	1	1	0	0	19
44 • J. Gordon • G	3-12	1-5	9-11	2-4-6	16	3	7	5	0	3	34
03 • B. Begley	0-2	0-2	0-0	0-0-0	0	0	0	0	0	0	1
04 • B. Stewart	3-7	1-4	3-3	0-3-3	10	2	1	0	0	5	25
10 • J. Iupe	0-0	0-0	0-0	1-0-1	0	0	0	0	0	0	1
11 • B. Hansbrough	3-6	2-5	4-4	3-4-7	12	3	2	4	0	2	25
32 • J. Varnado	5-5	0-0	0-0	2-0-2	10	1	0	0	1	0	18
40 • V. Goodridge	1-1	0-0	0-0	2-0-2	2	0	0	0	0	0	1
41 • P. Stelmach	0-2	0-1	0-0	0-0-0	0	0	0	1	0	0	1
TEAM				2-2-4							
TOTALS	28-66	7-30	23-27	20-19-39	86	20	12	14	3	15	200

FG% • 1ST HALF	16-35 • 45.7	FG% • 2ND HALF	12-31 • 38.7	FG% • GAME	28-66 • 42.4	DEADBALL REB
3 FG% • 1ST HALF	3-14 • 21.4	3 FG% • 2ND HALF	4-16 • 25.0	3 FG% • GAME	7-30 • 23.3	OFF • DEF
FT% • 1ST HALF	7-10 • 70.0	FT% • 2ND HALF	16-17 • 94.1	FT% • GAME	23-27 • 85.2	0 • 0

SCORE BY PERIODS	1	2	F	PAINT	OFF/TO	2ND CHANCE	FASTBREAK	BENCH
FLORIDA STATE	29	42	71	FSU	22	18	6	5
MISSISSIPPI STATE	42	44	86	MSU	40	29	16	6
								5
								34

2007 NIT • SEMIFINALS

West Virginia 63, Mississippi State 62

03/27/2007 • New York City, New York • Madison Square Garden • 7,713

WVU • 26-9	FG-FGA	3-PT FG-FGA	FT-FTA	OFF-DEF-REB	PTS	PF	ASST	TO	BLK	STL	MIN
11 • J. Alexander • F	1-5	0-1	0-0	0-0-0	2	3	1	2	2	0	14
21 • F. Young • F	6-13	4-8	0-0	0-6-6	16	0	1	4	0	1	37
33 • R. Summers • F	2-6	0-0	0-0	6-3-9	4	2	1	1	0	0	23
14 • D. Nichols • G	7-13	2-5	1-2	1-5-6	17	2	3	0	0	0	32
22 • A. Ruoff • G	3-7	0-2	4-5	1-4-5	10	1	4	2	1	1	36
01 • D. Butler	2-9	0-2	2-4	1-3-4	6	4	0	1	0	2	28
03 • J. Mazzulla	1-3	0-0	0-0	0-1-1	2	1	1	1	0	0	12
35 • W. Smith	0-0	0-0	0-0	0-0-0	0	0	0	0	0	0	1
43 • J. Smalligan	1-7	1-5	3-5	4-3-7	6	1	2	0	0	2	17
TEAM				1-2-3							
TOTALS	23-63	7-23	10-16	14-27-41	63	14	13	11	3	6	200

FG% • 1ST HALF	11-29 • 37.9	FG% • 2ND HALF	12-34 • 35.3	FG% • GAME	23-63 • 36.5	DEADBALL REB	
3 FG% • 1ST HALF	3-9 • 33.3	3 FG% • 2ND HALF	4-14 • 28.6	3 FG% • GAME	7-23 • 30.4	OFF • DEF	
FT% • 1ST HALF	3-4 • 75.0	FT% • 2ND HALF	7-12 • 58.3	FT% • GAME	10-16 • 62.5		2 • 0

MSU • 21-14	FG-FGA	3-PT FG-FGA	FT-FTA	OFF-DEF-REB	PTS	PF	ASST	TO	BLK	STL	MIN
01 • Richard Delk • F	3-7	0-2	2-2	1-2-3	8	1	0	1	0	1	30
22 • D. Slater • F	7-12	3-5	1-1	1-8-9	18	3	1	3	0	0	37
23 • C. Rhodes • C	4-12	0-1	2-2	4-6-10	10	4	1	4	1	0	29
24 • Reginald Delk • G	2-5	2-4	0-0	0-2-2	6	2	1	1	1	0	24
44 • J. Gordon • G	4-11	0-1	3-4	0-6-6	11	2	9	1	0	2	31
04 • B. Stewart	3-7	2-5	0-0	0-2-2	8	3	1	1	0	3	24
11 • B. Hansbrough	0-2	0-1	1-2	0-3-3	1	1	0	2	0	1	14
32 • J. Varnado	0-0	0-0	0-0	1-0-1	0	2	0	1	1	0	11
TEAM				0-2-2							
TOTALS	23-56	7-19	9-11	7-31-38	62	18	13	14	3	7	200

FG% • 1ST HALF	11-30 • 36.7	FG% • 2ND HALF	12-26 • 46.2	FG% • GAME	23-56 • 41.1	DEADBALL REB	
3 FG% • 1ST HALF	4-11 • 36.4	3 FG% • 2ND HALF	3-8 • 37.5	3 FG% • GAME	7-19 • 36.8	OFF • DEF	
FT% • 1ST HALF	6-7 • 85.7	FT% • 2ND HALF	3-4 • 75.0	FT% • GAME	9-11 • 81.8		0 • 0

SCORE BY PERIODS	1	2	F		PAINT	OFF/TO	2ND CHANCE	FASTBREAK	BENCH
WEST VIRGINIA	28	35	63		WVU	16	12		14
MISSISSIPPI STATE	32	30	62		MSU	4	4		9

**2001 NIT • FIRST ROUND****Mississippi State 75, Southern Miss 68****03/14/2001 • Starkville, Mississippi • Humphrey Coliseum • 4,895**

USM • 22-9	FG-FGA	3-PT FG-FGA	FT-FTA	OFF-DEF-REB	PTS	PF	ASST	TO	BLK	STL	MIN
21 • M. Myles • F	7-10	2-3	4-6	4-1-5	20	4	3	1	0	1	23
25 • K. Thompson • F	1-3	0-1	0-0	1-1-2	2	2	0	3	0	1	7
32 • V. Jones • C	3-7	0-0	1-4	2-2-4	7	5	1	4	4	1	26
20 • M. Cauthen • G	1-5	0-0	4-5	1-2-3	6	2	2	2	1	0	19
30 • D. Wall • G	5-12	3-6	0-0	3-0-3	13	2	0	3	0	0	27
03 • P. Meneses	0-0	0-0	0-0	0-0-0	0	1	0	0	0	0	1
04 • B. Richardson	3-7	1-3	0-0	2-1-3	7	5	1	3	0	3	23
33 • C. Henderson	0-3	0-0	1-2	3-3-6	1	2	0	0	0	0	12
34 • C. Carter	0-4	0-1	2-2	2-1-3	2	1	0	1	0	0	9
42 • E. Mims	2-8	2-6	0-0	1-7-8	6	0	1	2	0	0	29
44 • B. Duncan	2-5	0-0	0-1	1-3-4	4	3	2	2	0	1	24
TEAM				3-1-4							
TOTALS	24-64	8-20	12-20	23-22-45	68	27	10	21	5	7	200

FG% • 1ST HALF	10-24 • 41.7	FG% • 2ND HALF	14-40 • 35.0	FG% • GAME	24-64 • 37.5	DEADBALL REB
3 FG% • 1ST HALF	4-10 • 40.0	3 FG% • 2ND HALF	4-10 • 40.0	3 FG% • GAME	8-20 • 40.0	OFF • DEF
FT% • 1ST HALF	3-6 • 50.0	FT% • 2ND HALF	9-14 • 64.3	FT% • GAME	12-20 • 60.0	4 • 0

MSU • 17-12	FG-FGA	3-PT FG-FGA	FT-FTA	OFF-DEF-REB	PTS	PF	ASST	TO	BLK	STL	MIN
20 • T. Hamilton • F	4-9	0-1	0-0	3-5-8	8	1	1	0	0	0	26
24 • M. Patterson • F	7-13	1-3	6-9	3-2-5	21	3	1	1	0	1	32
33 • Q. Smith • C	0-1	0-0	0-4	2-0-2	0	4	0	0	3	0	15
10 • R. Goffer • G	2-4	1-3	3-6	0-1-1	8	2	1	3	0	1	23
11 • A. Jackson • G	3-8	1-4	4-4	0-0-0	11	3	1	3	0	1	20
04 • T.J. Billups	1-1	0-0	0-0	0-0-0	2	2	0	0	0	0	8
15 • T. Bowers	1-2	0-1	0-0	0-1-1	2	0	0	0	0	0	9
21 • M. Gholar	0-2	0-0	0-0	0-2-2	0	4	0	2	0	1	14
22 • D. Zimmerman	5-10	0-0	1-2	3-5-8	11	1	3	4	1	2	28
54 • M. Austin	4-9	0-0	4-6	2-2-4	12	1	3	1	1	1	25
TEAM				3-3-6							
TOTALS	27-59	3-12	18-31	16-21-37	75	21	10	14	5	7	200

FG% • 1ST HALF	17-31 • 54.8	FG% • 2ND HALF	10-28 • 35.7	FG% • GAME	27-59 • 45.8	DEADBALL REB
3 FG% • 1ST HALF	2-5 • 40.0	3 FG% • 2ND HALF	1-7 • 14.3	3 FG% • GAME	6-17 • 35.3	OFF • DEF
FT% • 1ST HALF	5-8 • 62.5	FT% • 2ND HALF	13-23 • 56.5	FT% • GAME	17-22 • 77.3	7 • 0

SCORE BY PERIODS	1	2	F	PAINT	OFF/TO	2ND CHANCE	FASTBREAK	BENCH
SOUTHERN MISS	27	41	68	USM				
MISSISSIPPI STATE	41	34	75	MSU				

2001 NIT • SECOND ROUND

Mississippi State 66, Pittsburgh 61

03/19/2001 • Pittsburgh, Pennsylvania • Fitzgerald Field House • 6,798

MSU - 18-12	FG-FGA	3-PT FG-FGA	FT-FTA	OFF-DEF-REB	PTS	PF	ASST	TO	BLK	STL	MIN
20 • T. Hamilton • F	2-9	0-2	0-0	3-3-6	4	1	0	3	0	1	24
24 • M. Patterson • F	4-9	2-4	1-2	2-5-7	11	3	4	0	0	2	31
33 • Q. Smith • C	5-5	0-0	0-0	2-1-3	10	4	1	4	2	1	23
10 • R. Goffey • G	0-1	0-1	2-2	0-0-0	2	0	0	0	0	0	13
11 • A. Jackson • G	4-8	2-5	0-0	0-4-4	10	1	2	3	0	0	33
04 • T.J. Billups	0-0	0-0	0-0	0-1-1	0	0	0	0	0	0	9
15 • T. Bowers	0-0	0-0	0-0	0-0-0	0	0	0	0	0	0	5
21 • M. Gholar	3-4	2-3	0-0	0-2-2	8	2	3	0	0	1	16
22 • D. Zimmerman	7-11	1-3	0-0	1-2-3	15	4	3	1	0	1	29
54 • M. Austin	3-10	0-0	0-0	3-1-4	6	2	1	2	0	0	17
TEAM				4-1-5							
TOTALS	28-57	7-18	3-4	15-20-35	66	17	14	13	2	6	200

FG% • 1ST HALF	12-32 • 37.5	FG% • 2ND HALF	11-26 • 42.3	FG% • GAME	23-58 • 39.7	DEADBALL REB	
3 FG% • 1ST HALF	4-10 • 40.0	3 FG% • 2ND HALF	2-7 • 28.6	3 FG% • GAME	6-17 • 35.3	OFF • DEF	
FT% • 1ST HALF	5-8 • 62.5	FT% • 2ND HALF	12-14 • 85.7	FT% • GAME	17-22 • 77.3		1 • 0

PITT - 19-14	FG-FGA	3-PT FG-FGA	FT-FTA	OFF-DEF-REB	PTS	PF	ASST	TO	BLK	STL	MIN
05 • D. Zavackas • F	3-3	3-3	2-2	1	11	4	1	2	0	0	23
25 • R. Greer • F	1-8	0-5	1-2	2	3	3	3	2	0	0	38
52 • I. Hawkins • C	3-6	0-0	0-0	7	6	1	1	1	1	2	29
01 • J. Page • G	5-12	3-9	0-0	1	13	1	1	0	0	0	33
20 • B. Knight • G	3-11	2-8	4-6	6	12	0	7	1	0	1	36
04 • J. Brown	2-5	0-1	7-7	4	11	2	1	3	1	1	22
15 • C. Johnson	1-3	0-1	1-2	2	3	0	0	0	0	0	10
55 • T. Morris	1-1	0-0	0-0	0	2	1	0	0	1	0	9
TEAM				2-1-3							
TOTALS	19-49	8-27	15-19	12-14-26	61	11	14	9	3	4	200

FG% • 1ST HALF	11-26 • 42.3	FG% • 2ND HALF	8-23 • 34.8	FG% • GAME	19-49 • 38.8	DEADBALL REB	
3 FG% • 1ST HALF	5-15 • 33.3	3 FG% • 2ND HALF	3-12 • 25.0	3 FG% • GAME	8-27 • 29.6	OFF • DEF	
FT% • 1ST HALF	0-0 • 0.0	FT% • 2ND HALF	15-19 • 78.9	FT% • GAME	15-19 • 78.9		2 • 0

SCORE BY PERIODS	1	2	F		PAINT	OFF/TO	2ND CHANCE	FASTBREAK	BENCH
MISSISSIPPI STATE	27	39	66		MSU 22	14	10	6	29
PITTSBURGH	27	34	61		PITT 16	19	15	10	16

**2001 NIT • THIRD ROUND****Tulsa 77, Mississippi State 75****03/21/2001 • Starkville, Mississippi • Humphrey Coliseum • 4,529**

TULSA • 24-11	FG-FGA	3-PT FG-FGA	FT-FTA	OFF-DEF-REB	PTS	PF	ASST	TO	BLK	STL	MIN
31 • M. Hill • F	2-5	1-4	0-0	2	5	4	2	4	0	0	15
33 • D. Shelton • F	4-8	3-5	1-2	7	12	3	0	2	0	2	32
34 • D. Johnson • F	5-8	1-2	5-10	6	16	3	2	2	2	1	30
01 • G. Swanson • G	3-6	1-2	2-3	4	9	1	2	1	0	1	29
10 • G. Harrington • G	5-7	1-2	3-4	2	14	2	6	1	0	0	33
02 • C. Davis	1-2	0-0	0-0	2	2	4	0	0	0	0	7
03 • A. Reed	6-10	3-4	2-4	1	17	2	3	1	0	0	26
14 • J. Parker	0-4	0-1	0-0	1	0	0	0	0	0	0	13
32 • M. Ledoux	0-0	0-0	0-0	0	0	0	0	0	0	0	3
50 • J. Ingram	1-1	0-0	0-0	1	2	2	0	1	0	0	12
TEAM				0-3-3							
TOTALS	27-51	10-20	13-23	5-24-29	77	21	15	12	2	4	200

FG% • 1ST HALF	14-29 • 48.3	FG% • 2ND HALF	13-22 • 59.1	FG% • GAME	27-51 • 52.9	DEADBALL REB
3 FG% • 1ST HALF	5-12 • 41.7	3 FG% • 2ND HALF	5-8 • 62.5	3 FG% • GAME	10-20 • 50.0	OFF • DEF
FT% • 1ST HALF	5-7 • 71.4	FT% • 2ND HALF	8-16 • 50.0	FT% • GAME	13-23 • 56.5	6 • 0

MSU • 18-13	FG-FGA	3-PT FG-FGA	FT-FTA	OFF-DEF-REB	PTS	PF	ASST	TO	BLK	STL	MIN
Hamilton	3-10	0-4	3-5	5-8-13	9	1	0	2	1	1	27
Patterson	5-10	4-7	6-6	3-2-5	20	3	2	0	0	0	37
Q. Smith	4-6	0-0	4-7	6-1-7	12	5	0	1	1	1	25
Goffer	1-2	0-1	0-0	0-1-1	2	4	1	1	0	0	11
A. Jackson	2-14	0-8	2-5	0-2-2	6	0	3	2	0	0	33
Billups	0-1	0-0	0-0	0-0-0	0	0	0	1	0	1	6
Bowers	0-1	0-1	0-0	0-0-0	0	1	0	0	0	0	5
Gholar	0-1	0-1	0-0	1-1-2	0	0	1	1	0	0	13
Zimmerman	4-6	1-1	5-5	2-3-5	14	3	3	1	1	2	31
Austin	6-11	0-0	0-1	1-3-4	12	2	0	2	0	0	15
TEAM				1-2-3							
TOTALS	25-62	5-23	20-29	19-23-42	75	19	10	12	3	5	200

FG% • 1ST HALF	10-31 • 32.3	FG% • 2ND HALF	15-31 • 48.4	FG% • GAME	25-62 • 40.3	DEADBALL REB
3 FG% • 1ST HALF	2-10 • 20.0	3 FG% • 2ND HALF	3-13 • 23.1	3 FG% • GAME	5-23 • 21.7	OFF • DEF
FT% • 1ST HALF	9-15 • 60.0	FT% • 2ND HALF	11-14 • 78.6	FT% • GAME	20-29 • 69.0	3 • 0

SCORE BY PERIODS	1	2	F
TULSA	38	39	77
MISSISSIPPI STATE	31	44	75

1999 NIT • FIRST ROUND

Colorado State 69, Mississippi State 56

03/10/1999 • Fort Collins, Colorado • Moby Arena • 5,096

MSU • 20-13	FG-FGA	3-PT FG-FGA	FT-FTA	OFF-DEF-REB	PTS	PF	ASST	TO	BLK	STL	MIN
20 • T. Hamilton • F	4-18	0-10	0-0	4-7-11	8	0	0	0	0	1	33
24 • M. Patterson • F	1-1	0-0	3-4	2-0-2	5	0	0	2	0	0	18
42 • T. Washington • C	4-9	0-0	0-1	3-1-4	8	4	1	3	0	0	20
03 • D. White • G	4-13	2-7	0-0	1-2-3	10	4	7	3	0	0	34
05 • T. Myles • G	2-6	1-1	0-0	0-4-4	5	1	3	1	1	1	30
21 • M. Gholar	2-3	2-3	2-5	4-2-6	8	2	0	0	0	0	22
22 • B. Hyche	2-4	0-2	0-0	0-2-2	4	1	1	0	0	0	15
25 • T. Boswell	1-2	0-0	0-0	0-0-0	2	0	0	0	0	0	3
45 • O. Roberts	2-8	0-0	0-0	1-3-4	4	3	0	2	0	1	13
55 • R. Jackson	1-3	0-0	0-2	0-3-3	2	3	0	0	1	0	12
TEAM				4-0-4							
TOTALS	23-67	5-23	5-12	19-24-43	56	18	12	11	2	3	200

FG% • 1ST HALF	11-31 • 35.5	FG% • 2ND HALF	12-36 • 33.3	FG% • GAME	23-67 • 34.3	DEADBALL REB	
3 FG% • 1ST HALF	3-9 • 33.3	3 FG% • 2ND HALF	2-14 • 14.3	3 FG% • GAME	5-23 • 21.7		3
FT% • 1ST HALF	3-6 • 50.0	FT% • 2ND HALF	2-6 • 33.3	FT% • GAME	5-12 • 41.7		

CSU • 18-10	FG-FGA	3-PT FG-FGA	FT-FTA	OFF-DEF-REB	PTS	PF	ASST	TO	BLK	STL	MIN
32 • J. Sivesind • F	6-9	4-7	0-0	0-3-3	16	0	3	1	0	2	35
45 • C. Goodwyn • F	4-12	1-2	6-7	4-3-7	15	3	2	1	1	2	27
54 • J. Ford • C	3-3	0-0	1-2	3-5-8	7	1	1	1	1	1	22
05 • M. Palacio • G	1-13	0-3	1-2	1-4-5	3	1	2	1	0	1	34
20 • A. McKanstry • G	5-14	1-4	3-3	1-2-3	14	2	4	2	0	3	36
12 • E. Smith	0-1	0-1	0-0	0-1-1	0	0	0	0	0	0	6
23 • S. Harris	0-1	0-0	2-2	0-0-0	2	1	0	1	2	0	13
30 • P. Martin	0-0	0-0	0-0	0-0-0	0	0	0	0	0	0	1
33 • N. Mayer	0-0	0-0	0-0	0-0-0	0	0	0	0	0	0	1
40 • G. Patik	1-1	0-0	0-0	0-3-3	2	0	0	0	0	0	10
44 • D. Fisher	3-4	0-0	4-6	2-6-8	10	4	0	1	0	1	15
TEAM				1-2-3							
TOTALS	23-58	6-17	17-22	12-29-41	69	12	12	8	4	10	200

FG% • 1ST HALF	12-32 • 37.5	FG% • 2ND HALF	11-26 • 42.3	FG% • GAME	23-58 • 39.7	DEADBALL REB	
3 FG% • 1ST HALF	4-10 • 40.0	3 FG% • 2ND HALF	2-7 • 28.6	3 FG% • GAME	6-17 • 35.3		4
FT% • 1ST HALF	5-8 • 62.5	FT% • 2ND HALF	12-14 • 85.7	FT% • GAME	17-22 • 77.3		

SCORE BY PERIODS	1	2	F
MISSISSIPPI STATE	28	28	56
COLORADO STATE	33	36	69

**1994 NIT • FIRST ROUND****Kansas State 78, Mississippi State 67****03/17/1994 • Manhattan, Kansas • Bramlage Coliseum • 2,690**

MSU • 18-11	FG-FGA	3-PT FG-FGA	FT-FTA	OFF-DEF-REB	PTS	PF	ASST	TO	BLK	STL	MIN
24 • B. Price • F	1-2	0-0	0-0	0-1-1	2	1	0	1	0	2	17
42 • D. Domingue • F	2-2	0-0	0-0	0-5-5	4	0	3	1	0	2	22
25 • E. Dampier • C	4-10	0-0	5-9	4-4-8	13	3	0	4	0	0	27
04 • T.J. Honore • G	4-12	3-7	3-7	2-1-3	14	2	2	4	0	0	40
32 • M. Grant • G	1-6	1-6	0-0	0-1-1	3	3	3	3	0	0	27
00 • D. Wilson	6-12	4-9	6-6	1-4-5	22	0	1	2	1	2	30
03 • M. Dorsey	3-6	1-3	0-0	2-0-2	7	2	1	0	0	0	14
33 • B. Wilson	0-1	0-0	0-0	1-2-3	0	3	0	1	1	0	12
20 • R. Walters	0-2	0-0	2-2	1-1-2	2	0	0	2	0	0	10
21 • G. Brooks	0-0	0-0	0-0	0-0-0	0	0	0	0	0	0	1
TEAM				0-1-1							
TOTALS	21-53	9-25	16-24	11-20-31	67	14	10	18	2	6	200

FG% • 1ST HALF	7-22 • 31.8	FG% • 2ND HALF	14-31 • 45.2	FG% • GAME	22-53 • 39.6	DEADBALL REB	
3 FG% • 1ST HALF	3-10 • 30.0	3 FG% • 2ND HALF	6-15 • 40.0	3 FG% • GAME	9-25 • 36.0		6
FT% • 1ST HALF	9-10 • 90.0	FT% • 2ND HALF	7-14 • 50.0	FT% • GAME	16-24 • 66.7		

KSU • 18-12	FG-FGA	3-PT FG-FGA	FT-FTA	OFF-DEF-REB	PTS	PF	ASST	TO	BLK	STL	MIN
05 • D. Davis • F	2-3	0-0	1-2	0-3-3	5	1	2	2	0	0	19
44 • B. Noland • F	3-8	0-3	0-0	2-2-4	6	3	1	0	0	0	18
32 • D. Cunningham • C	5-8	0-0	6-7	1-5-6	16	3	0	0	0	0	27
23 • A. Beane • G	5-7	2-2	1-1	0-3-3	13	2	6	2	0	3	32
24 • A. Jones • G	8-17	3-9	1-3	0-4-4	20	2	3	2	0	6	27
04 • S. Hamilton	2-3	0-1	0-0	1-1-2	4	1	1	1	0	0	11
14 • J. Mourning	0-0	0-0	0-0	0-0-0	0	0	0	1	0	0	2
15 • T. Schmidt	0-0	0-0	0-0	0-0-0	0	0	2	0	0	0	2
22 • B. Warta	0-1	0-0	0-0	0-0-0	0	0	0	0	0	0	2
25 • B. Gavin	4-6	0-0	0-1	2-3-5	8	3	2	0	0	0	20
34 • K. Lewis	0-1	0-0	0-0	0-0-0	0	1	0	0	0	0	12
41 • H. Strickland	0-1	0-0	0-0	0-0-0	0	0	0	0	0	1	4
42 • G. Hill	1-1	0-0	0-0	1-1-2	2	4	0	1	0	1	4
50 • R. Lucas	2-5	0-0	0-0	1-3-4	4	1	0	4	0	1	20
TEAM				0-1-1							
TOTALS	32-61	5-15	9-14	8-26-34	78	21	17	13	0	12	200

FG% • 1ST HALF	14-30 • 46.7	FG% • 2ND HALF	18-31 • 58.1	FG% • GAME	32-61 • 52.5	DEADBALL REB	
3 FG% • 1ST HALF	2-7 • 28.6	3 FG% • 2ND HALF	3-8 • 37.5	3 FG% • GAME	5-15 • 33.3		3
FT% • 1ST HALF	8-11 • 72.7	FT% • 2ND HALF	1-3 • 33.3	FT% • GAME	9-14 • 64.3		

SCORE BY PERIODS	1	2	F
MISSISSIPPI STATE	26	41	67
KANSAS STATE	38	40	78

1990 NIT • FIRST ROUND

Mississippi State 84, Baylor 75

03/15/1990 • Starkville, Mississippi • Humphrey Coliseum • 5,374

BU • 16-14	FG-FGA	3-PT FG-FGA	FT-FTA	OFF-DEF-REB	PTS	PF	ASST	TO	BLK	STL	MIN
34 • J. Denton • F	7-16	4-6	4-5	2-5-7	22	5	1	0	0	1	32
20 • I. Jones • F	2-6	0-0	0-1	0-8-8	4	3	5	3	0	2	37
21 • A. Holcombe • C	7-12	0-0	0-0	4-4-8	14	5	2	0	2	0	29
22 • D. Wesley • G	5-14	2-7	5-6	2-2-4	17	3	3	3	0	1	34
11 • D. Lindsey • G	1-2	0-0	0-0	0-1-1	2	0	1	0	0	0	22
03 • M. Hunt	3-11	2-7	0-0	0-1-1	8	3	1	1	0	0	21
44 • K. Chalmers	2-3	0-0	0-0	0-2-2	4	2	0	1	0	0	15
12 • T. Schumacher	0-0	0-0	0-0	0-0-0	0	1	1	1	0	0	3
32 • T. Christian	2-4	0-0	0-0	0-1-1	4	1	0	1	0	0	7
TEAM				2-2-4							
TOTALS	29-68	8-20	9-12	10-26-36	75	23	14	10	2	4	200

FG% • 1ST HALF	14-33 • 42.4	FG% • 2ND HALF	15-35 • 42.8	FG% • GAME	29-68 • 42.6	DEADBALL REB	
3 FG% • 1ST HALF	2-8 • 25.0	3 FG% • 2ND HALF	6-12 • 50.0	3 FG% • GAME	8-20 • 40.0		3
FT% • 1ST HALF	2-2 • 100.0	FT% • 2ND HALF	7-10 • 70.0	FT% • GAME	9-12 • 75.0		

MSU • 16-13	FG-FGA	3-PT FG-FGA	FT-FTA	OFF-DEF-REB	PTS	PF	ASST	TO	BLK	STL	MIN
23 • G. Carter • F	2-5	0-0	4-6	0-3-3	8	4	4	2	2	0	20
21 • C. Burns • F	9-16	0-0	10-13	2-6-8	28	0	0	2	3	0	33
30 • T. Merritt • C	2-5	1-2	0-1	3-8-11	5	3	4	2	2	0	39
20 • D. Hartsfield • G	3-9	3-6	6-7	0-2-2	15	1	5	3	0	1	36
22 • T. Watts • G	6-14	2-4	9-9	1-5-6	23	3	2	1	1	2	39
33 • C. Nichols	0-1	0-0	1-2	1-3-4	1	1	0	0	1	1	9
10 • B. Smith	1-2	0-0	0-0	0-0-0	2	0	0	0	1	0	8
25 • R. Woodard	1-1	0-0	0-1	1-2-3	2	2	2	1	0	0	15
32 • I. Peterson	0-0	0-0	0-0	0-0-0	0	0	0	0	0	0	1
TEAM				0-1-1							
TOTALS	24-53	6-12	30-39	8-30-38	84	14	17	11	10	4	200

FG% • 1ST HALF	13-31 • 41.9	FG% • 2ND HALF	11-22 • 50.0	FG% • GAME	24-53 • 45.2	DEADBALL REB	
3 FG% • 1ST HALF	5-9 • 55.6	3 FG% • 2ND HALF	1-3 • 33.3	3 FG% • GAME	6-12 • 50.0		3
FT% • 1ST HALF	8-13 • 61.5	FT% • 2ND HALF	22-26 • 84.6	FT% • GAME	30-39 • 76.9		

SCORE BY PERIODS	1	2	F
BAYLOR	32	43	75
MISSISSIPPI STATE	39	45	84

**1990 NIT • SECOND ROUND****New Orleans 65, Mississippi State 60****03/19/1990 • New Orleans, Louisiana • Kiefer UNO Lakefront Arena • 9,111**

MSU • 16-14	FG-FGA	3-PT FG-FGA	FT-FTA	OFF-DEF-REB	PTS	PF	ASST	TO	BLK	STL	MIN
23 • G. Carter • F	6-7	1-1	2-2	4-1-5	15	4	4	3	1	1	24
21 • C. Burns • F	6-14	0-0	4-5	1-4-5	16	4	0	3	2	0	35
30 • T. Merritt • C	3-6	2-4	0-0	1-5-6	8	5	1	3	0	1	29
20 • D. Hartsfield • G	2-10	1-4	2-2	1-2-3	7	3	2	5	0	1	34
22 • T. Watts • G	1-5	0-3	3-4	1-1-2	5	2	3	2	0	2	33
10 • B. Smith	0-3	0-0	2-2	1-2-3	2	2	0	1	0	0	13
25 • R. Woodard	1-6	1-1	2-4	2-2-4	5	3	1	0	1	0	17
33 • C. Nichols	1-1	0-0	0-1	3-1-4	2	1	0	0	0	0	15
TEAM				1-1-2							
TOTALS	20-52	5-13	15-20	15-19-34	60	24	11	17	4	5	200

FG% • 1ST HALF	12-26 • 46.2	FG% • 2ND HALF	8-26 • 30.8	FG% • GAME	20-52 • 38.5	DEADBALL REB	
3 FG% • 1ST HALF	2-4 • 50.0	3 FG% • 2ND HALF	3-9 • 33.3	3 FG% • GAME	5-13 • 38.5		1
FT% • 1ST HALF	9-12 • 75.0	FT% • 2ND HALF	6-8 • 75.0	FT% • GAME	15-20 • 75.0		

UNO • 21-10	FG-FGA	3-PT FG-FGA	FT-FTA	OFF-DEF-REB	PTS	PF	ASST	TO	BLK	STL	MIN
21 • T. Collins • F	6-8	0-0	5-5	1-2-3	17	4	0	1	0	0	24
42 • T. Harris • F	6-11	0-0	10-13	0-6-6	22	2	1	4	0	1	35
40 • E. Johnson • C	0-2	0-0	0-0	2-5-7	0	4	2	2	5	0	35
14 • C. Clarke • G	2-4	2-3	0-0	0-0-0	6	3	8	2	0	0	21
10 • W. Richardson • G	4-7	0-0	2-3	1-5-6	10	4	2	0	0	1	29
13 • L. Bennett	1-5	0-1	3-4	0-0-0	5	1	0	0	0	0	9
20 • D. Laiche	0-0	0-0	0-0	0-1-1	0	0	0	0	0	0	5
30 • L. Dyer	2-5	0-1	0-0	0-1-1	4	1	1	1	0	0	26
34 • W. Moore	0-1	0-0	1-2	1-0-1	1	2	0	2	0	2	15
44 • F. Hill	0-0	0-0	0-0	0-0-0	0	0	0	0	0	0	1
TEAM				2-1-3							
TOTALS	21-43	2-5	21-27	7-21-28	65	21	14	12	5	6	200

FG% • 1ST HALF	14-26 • 53.8	FG% • 2ND HALF	7-17 • 41.2	FG% • GAME	21-43 • 48.9	DEADBALL REB	
3 FG% • 1ST HALF	0-2 • 0.0	3 FG% • 2ND HALF	2-3 • 66.7	3 FG% • GAME	2-5 • 40.0		2
FT% • 1ST HALF	10-13 • 76.9	FT% • 2ND HALF	11-14 • 78.6	FT% • GAME	21-27 • 77.8		

SCORE BY PERIODS	1	2	F
MISSISSIPPI STATE	35	25	60
NEW ORLEANS	38	27	65

1979 NIT • FIRST ROUND

Alcorn State 80, Mississippi State 78

03/08/1979 • Starkville, Mississippi • Humphrey Coliseum • 9,745

ASU • 28-0	FG-FGA	3-PT FG-FGA	FT-FTA	OFF-DEF-REB	PTS	PF	ASST	TO	BLK	STL	MIN
13 • L. Smith • F	6-8	--	7-8	8	19	4	3	2	1	4	32
24 • A. Monroe • F	8-14	--	0-0	9	16	3	1	2	1	0	37
34 • C. Jenkins • C	3-5	--	0-0	3	6	0	3	2	0	0	13
14 • J. Horton • G	4-13	--	0-0	1	8	3	3	1	0	3	33
40 • R. Smith • G	3-13	--	0-0	4	6	0	0	0	0	3	29
21 • J. Jenkins	5-11	--	1-1	1	11	0	1	1	0	3	19
22 • E.J. Bell	1-2	--	0-0	2	2	2	2	1	0	1	15
44 • C. Wyatt	4-4	--	0-0	1	8	1	0	2	1	0	8
54 • E. Baker	2-4	--	0-0	0	4	2	0	0	0	0	4
TEAM				1							
TOTALS	36-74	--	8-9	30	80	15	13	15	3	14	200

FG% • 1ST HALF	15-33 • 45.5	FG% • 2ND HALF	21-41 • 51.2	FG% • GAME	36-74 • 48.6	DEADBALL REB	0
FT% • 1ST HALF	1-2 • 50.0	FT% • 2ND HALF	7-7 • 100.0	FT% • GAME	8-9 • 88.9		

MSU • 19-9	FG-FGA	3-PT FG-FGA	FT-FTA	OFF-DEF-REB	PTS	PF	ASST	TO	BLK	STL	MIN
13 • R. White • F	7-11	--	0-0	6	14	3	1	3	0	2	38
23 • R. Brown • F	7-17	--	6-8	11	20	4	1	2	3	0	40
54 • W. Peck • C	8-11	--	6-9	12	22	4	3	2	2	0	40
04 • T. Schubert • G	1-1	--	0-0	0	2	2	3	3	0	3	22
15 • R. Jordan • G	1-4	--	0-0	3	2	0	5	2	1	0	24
25 • G. Grim	9-12	--	0-0	2	18	1	5	4	0	0	34
34 • G. Gaspard	0-0	--	0-0	0	0	1	0	0	0	0	2
TEAM				2							
TOTALS	33-56	--	12-17	36	78	15	18	16	6	5	200

FG% • 1ST HALF	17-28 • 60.7	FG% • 2ND HALF	16-28 • 57.1	FG% • GAME	33-56 • 58.9	DEADBALL REB	1
FT% • 1ST HALF	3-4 • 75.0	FT% • 2ND HALF	9-13 • 69.2	FT% • GAME	12-17 • 70.6		

SCORE BY PERIODS	1	2	F
ALCORN STATE	31	49	80
MISSISSIPPI STATE	37	41	78

**MSU AT THE SEC TOURNAMENT**

Appearances	59
Championships	3 • 1996 • 2002 • 2009
Runner Up	3 • 1933 • 2003 • 2010
Post Renewal • 1979-2019	28-38
Pre Renewal • 1933-52	4-18
TOTALS	32-56

MSU AT THE SEC TOURNAMENT - BY CITY

Atlanta	11-13
Baton Rouge	0-2
Birmingham	1-6
Knoxville	0-5
Lexington	2-3
Louisville	2-11
Memphis	1-2
Nashville	5-10
New Orleans	5-2
Orlando	0-1
St. Louis	1-1
Tampa	4-0
TOTALS	32-56

MSU AT THE SEC TOURNAMENT - BY COACH

Ray G. Dauber	2-1
Edwin Hale	0-1
Frank Carideo	0-4
Stanfield Hitt	1-7
Paul Gregory	1-5
Jim Hatfield	0-3
Bob Boyd	3-5
Richard Williams	4-11
Rick Stansbury	16-12
Rick Ray	2-3
Ben Howland	3-4
TOTALS	32-56

MSU AT THE SEC TOURNAMENT - BY SEED - SINCE 1979

No. 1	0-1
No. 2	0-0
No. 3	0-0
No. 4	0-0
No. 5	1-2
No. 6	1-4
No. 7	1-2
No. 8	0-1
No. 9	0-2
No. 10	2-4
No. 11	0-0
No. 12	2-4
No. 13	0-0
No. 14	1-1
West 1	9-5
West 2	3-2
West 3	6-2
West 4	2-4
West 5	0-4
West 6	0-0
TOTALS	28-38

1933 - ATLANTA ATHLETIC CLUB - ATLANTA, GEORGIA

02/25/1933	MSU 30, Alabama 25	2nd • QF
02/27/1933	MSU 48, Vanderbilt 36	3rd • SF
02/28/1933	Kentucky 46, MSU 27	Finals

1934 - ATLANTA ATHLETIC CLUB - ATLANTA, GEORGIA

02/24/1934	Alabama 37, MSU 25	2nd • QF
------------	--------------------	----------

1936 - ALUMNI MEMORIAL GYM - KNOXVILLE, TENNESSEE

02/28/1936	Kentucky 41, MSU 39	2nd • QF
------------	---------------------	----------

1937 - ALUMNI MEMORIAL GYM - KNOXVILLE, TENNESSEE

02/26/1937	Georgia Tech 43, MSU 30	1st • QF
------------	-------------------------	----------

1938 - HUEY LONG FIELDHOUSE - BATON ROUGE, LOUISIANA

03/03/1938	Tennessee 41, MSU 34	1st
------------	----------------------	-----

1939 - ALUMNI MEMORIAL GYM - KNOXVILLE, TENNESSEE

03/01/1939	Vanderbilt 73, MSU 40	1st
------------	-----------------------	-----

1940 - ALUMNI MEMORIAL GYM - KNOXVILLE, TENNESSEE

02/28/1940	Vanderbilt 46, MSU 36	1st
------------	-----------------------	-----

1941 - JEFFERSON COUNTY ARMORY - LOUISVILLE, KENTUCKY

02/27/1941	Tennessee 35, MSU 29	1st
------------	----------------------	-----

1942 - JEFFERSON COUNTY ARMORY - LOUISVILLE, KENTUCKY

02/27/1942	Tennessee 50, MSU 40	2nd • QF
------------	----------------------	----------

1943 - JEFFERSON COUNTY ARMORY - LOUISVILLE, KENTUCKY

02/26/1943	MSU 48, Georgia Tech 41	2nd • QF
02/27/1943	Kentucky 52, MSU 43	3rd • SF

1945 - JEFFERSON COUNTY ARMORY - LOUISVILLE, KENTUCKY

03/02/1945	Georgia Tech 60, MSU 43	2nd • QF
------------	-------------------------	----------

1946 - JEFFERSON COUNTY ARMORY - LOUISVILLE, KENTUCKY

03/01/1946	Georgia 45, MSU 44	2nd • QF
------------	--------------------	----------

1947 - JEFFERSON COUNTY ARMORY - LOUISVILLE, KENTUCKY

02/27/1947	Georgia Tech 65, MSU 52	1st
------------	-------------------------	-----

1948 - JEFFERSON COUNTY ARMORY - LOUISVILLE, KENTUCKY

03/04/1948	Tennessee 73, MSU 52	1st
------------	----------------------	-----

1949 - JEFFERSON COUNTY ARMORY - LOUISVILLE, KENTUCKY

03/03/1949	Tennessee 73, MSU 46	1st
------------	----------------------	-----

1950 - JEFFERSON COUNTY ARMORY - LOUISVILLE, KENTUCKY

03/02/1950	MSU 56, Tulane 47	1st
03/03/1950	Kentucky 56, MSU 46	2nd • QF

1951 - JEFFERSON COUNTY ARMORY - LOUISVILLE, KENTUCKY

03/01/1951	Kentucky 92, MSU 70	1st
------------	---------------------	-----

1952 - JEFFERSON COUNTY ARMORY - LOUISVILLE, KENTUCKY

02/28/1952	LSU 77, MSU 44	1st
------------	----------------	-----

NOTE: NO SEC TOURNAMENT IN 1935 AND FROM 1953-78

**1979 • BIRMINGHAM CIVIC CENTER • BIRMINGHAM, ALABAMA**

02/28/1979 [7] Georgia 75, [5] MSU 72 1st

1980 • BIRMINGHAM CIVIC CENTER • BIRMINGHAM, ALABAMA

02/28/1980 [3] Alabama 76, [6] MSU 75 2nd • QF

1981 • BIRMINGHAM CIVIC CENTER • BIRMINGHAM, ALABAMA

03/04/1981 [7] Vanderbilt 71, [10] MSU 58 1st

1982 • RUPP ARENA • LEXINGTON, KENTUCKY

03/03/1982 [8] Auburn 38, [9] MSU 36 • OT 1st

1983 • BIRMINGHAM CIVIC CENTER • BIRMINGHAM, ALABAMA

03/11/1983 [5] MSU 76, [4] Vanderbilt 61 2nd • QF

03/12/1983 [9] Alabama 51, [5] MSU 50 3rd • SF

1984 • MEMORIAL GYMNASIUM • NASHVILLE, TENNESSEE

03/07/1984 [8] Georgia 52, [9] MSU 49 1st

1985 • BIRMINGHAM CIVIC CENTER • BIRMINGHAM, ALABAMA

03/07/1985 [3] Alabama 42, [6] MSU 31 2nd • QF

1986 • RUPP ARENA • LEXINGTON, KENTUCKY

03/05/1986 [10] MSU 62, [7] Vanderbilt 54 1st

03/06/1986 [10] MSU 65, [2] Auburn 63 2nd • QF

03/07/1986 [3] Alabama 77, [10] MSU 65 3rd • SF

1987 • THE OMNI • ATLANTA, GEORGIA

03/05/1987 [7] LSU 68, [10] MSU 54 1st

1988 • MARAVICH CENTER • BATON ROUGE, LOUISIANA

03/10/1988 [7] Georgia 64, [10] MSU 43 1st

1989 • THOMPSON-BOLING ARENA • KNOXVILLE, TENNESSEE

03/09/1989 [9] Georgia 83, [8] MSU 68 1st

1990 • ORLANDO ARENA • ORLANDO, FLORIDA

03/09/1990 [2] Alabama 59, [7] MSU 44 2nd • QF

1991 • MEMORIAL GYMNASIUM • NASHVILLE, TENNESSEE

03/08/1991 [9] Tennessee 87, [1] MSU 70 2nd • QF

1992 • BIRMINGHAM CIVIC CENTER • BIRMINGHAM, ALABAMA

03/12/1992 [E5] Vanderbilt 77, [W4] MSU 55 1st

1993 • RUPP ARENA • LEXINGTON, KENTUCKY

03/11/1993 [E4] Georgia 87, [W5] MSU 56 1st

1994 • THE PYRAMID • MEMPHIS, TENNESSEE

03/10/1994 [W3] MSU 73, [E6] Tennessee 69 1st

03/11/1994 [E2] Kentucky 95, [W3] MSU 76 2nd • QF

1995 • GEORGIA DOME • ATLANTA, GEORGIA

03/10/1995 [E3] Florida 80, [W2] MSU 64 1st

1996 • LOUISIANA SUPERDOME • NEW ORLEANS, LOUISIANA

03/08/1996 [W1] MSU 69, [W5] Auburn 58 2nd • QF

03/09/1996 [W1] MSU 86, [E2] Georgia 68 3rd • SF

03/10/1996 [W1] MSU 84, [E1] Kentucky 73 Finals

1997 • THE PYRAMID • MEMPHIS, TENNESSEE

03/06/1997 [E4] Vanderbilt 73, [W5] MSU 67 • OT 1st

1998 • GEORGIA DOME • ATLANTA, GEORGIA

03/05/1998 [E4] Georgia 79, [W5] MSU 76 1st

1999 • GEORGIA DOME • ATLANTA, GEORGIA

03/04/1999 [W4] MSU 76, [E5] Vanderbilt 58 1st

03/05/1999 [W4] MSU 62, [E1] Tennessee 56 2nd • QF

03/06/1999 [W2] Arkansas 84, [W4] MSU 79 • OT 3rd • SF

2000 • GEORGIA DOME • ATLANTA, GEORGIA

03/09/2000 [E4] Vanderbilt 76, [W5] MSU 53 1st

2001 • GAYLORD ENTERTAINMENT CENTER • NASHVILLE, TENNESSEE

03/08/2001 [E5] South Carolina 69, [W4] MSU 62 1st

2002 • GEORGIA DOME • ATLANTA, GEORGIA

03/08/2002 [W2] MSU 62, [E3] Florida 52 2nd • QF

03/09/2002 [W2] MSU 57, [W4] LSU 51 3rd • SF

03/10/2002 [W2] MSU 61, [W1] Alabama 58 Finals

2003 • LOUISIANA SUPERDOME • NEW ORLEANS, LOUISIANA

03/14/2003 [W1] MSU 73, [W5] Ole Miss 64 2nd • QF

03/15/2003 [W1] MSU 76, [W3] LSU 61 3rd • SF

03/16/2003 [E1] Kentucky 64, [W1] MSU 57 Finals

2004 • GEORGIA DOME • ATLANTA, GEORGIA

03/12/2004 [E4] Vanderbilt 74, [W1] MSU 70 • OT 2nd • QF

2005 • GEORGIA DOME • ATLANTA, GEORGIA

03/10/2005 [W3] MSU 76, [E6] Georgia 65 1st

03/11/2005 [E2] Florida 80, [W3] MSU 64 2nd • QF

2006 • GAYLORD ENTERTAINMENT CENTER • NASHVILLE, TENNESSEE

03/09/2006 [E5] South Carolina 59, [W4] MSU 44 1st

2007 • GEORGIA DOME • ATLANTA, GEORGIA

03/09/2007 [W1] MSU 84, [E5] Kentucky 82 • OT 2nd • QF

03/10/2007 [W3] Arkansas 81, [W1] MSU 72 3rd • SF

2008 • GEORGIA DOME • ATLANTA, GEORGIA

03/14/2008 [W1] MSU 69, [W5] Alabama 67 • OT 2nd • QF

2008 • ALEXANDER MEMORIAL COLISEUM • ATLANTA, GEORGIA

03/15/2008 [E6] Georgia 64, [W1] MSU 60 3rd • SF

2009 • ST. PETE TIMES FORUM • TAMPA, FLORIDA

03/12/2009 [W3] MSU 79, [E6] Georgia 60 1st

03/13/2009 [W3] MSU 82, [E2] South Carolina 68 2nd • QF

03/14/2009 [W3] MSU 67, [W1] LSU 57 3rd • SF

03/15/2009 [W3] MSU 64, [E1] Tennessee 61 Finals

2010 • BRIDGESTONE ARENA • NASHVILLE, TENNESSEE

03/12/2010 [W1] MSU 75, [E4] Florida 69 2nd • QF

03/13/2010 [W1] MSU 62, [E2] Vanderbilt 52 3rd • SF

03/14/2010 [E1] Kentucky 75, [W1] MSU 74 • OT Finals

2011 • GEORGIA DOME • ATLANTA, GEORGIA

03/11/2011 [E3] Vanderbilt 87, [W2] MSU 81 2nd • QF

2012 • NEW ORLEANS ARENA • NEW ORLEANS, LOUISIANA

03/08/2012 [11] Georgia 71, [6] MSU 61 2nd • QF

**2013 • BRIDGESTONE ARENA • NASHVILLE, TENNESSEE**

03/13/2013	[12] MSU 70, [13] South Carolina 59	1st
03/14/2013	[5] Tennessee 69, [12] MSU 53	2nd

2014 • GEORGIA DOME • ATLANTA, GEORGIA

03/12/2014	[14] MSU 82, [11] Vanderbilt 68	1st
03/13/2014	[6] Ole Miss 78, [14] MSU 66	2nd

2015 • BRIDGESTONE ARENA • NASHVILLE, TENNESSEE

03/11/2015	[13] Auburn 74, [12] MSU 68	1st
------------	-----------------------------	-----

2016 • BRIDGESTONE ARENA • NASHVILLE, TENNESSEE

03/10/2016	[6] Georgia 79, [12] MSU 69	1st
------------	-----------------------------	-----

2017 • BRIDGESTONE ARENA • NASHVILLE, TENNESSEE

03/08/2017	[12] MSU 79, [13] LSU 52	1st
03/09/2017	[5] Alabama 75, [12] MSU 55	2nd

2018 • SCOTTRADE CENTER • ST. LOUIS, MISSOURI

03/08/2018	[7] MSU 80, [10] LSU 77	2nd
03/09/2018	[2] Tennessee 62, [7] MSU 59	3rd • QF

2019 • BRIDGESTONE ARENA • NASHVILLE, TENNESSEE

03/14/2019	[6] MSU 80, [11] Texas A&M 54	2nd
03/15/2019	[3] Tennessee 83, [6] MSU 76	3rd • QF

ALABAMA • BAMA LEADS 7-3

02/25/1933	MSU 30, Alabama 25	2nd • QF
02/24/1934	Alabama 37, MSU 25	2nd • QF
02/28/1980	[3] Alabama 76, [6] MSU 75	2nd • QF
03/12/1983	[9] Alabama 51, [5] MSU 50	3rd • SF
03/07/1985	[3] Alabama 42, [6] MSU 31	2nd • QF
03/07/1986	[3] Alabama 77, [10] MSU 65	3rd • SF
03/09/1990	[2] Alabama 59, [7] MSU 44	2nd • QF
03/10/2002	[W2] MSU 61, [W1] Alabama 58	Finals
03/14/2008	[W1] MSU 69, [W5] Alabama 67 • OT	2nd • QF
03/09/2017	[5] Alabama 75, [12] MSU 55	2nd

ARKANSAS • ARK LEADS 2-0

03/06/1999	[W2] Arkansas 84, [W4] MSU 79 • OT	3rd • SF
03/10/2007	[W3] Arkansas 81, [W1] MSU 72	3rd • SF

AUBURN • TIED AT 2-2

03/03/1982	[8] Auburn 38, [9] MSU 36 • OT	1st
03/06/1986	[10] MSU 65, [2] Auburn 63	2nd • QF
03/08/1996	[W1] MSU 69, [W5] Auburn 58	2nd • QF
03/11/2015	[13] Auburn 74, [12] MSU 68	1st

FLORIDA • TIED AT 2-2

03/10/1995	[E3] Florida 80, [W2] MSU 64	1st
03/08/2002	[W2] MSU 62, [E3] Florida 52	2nd • QF
03/11/2005	[E2] Florida 80, [W3] MSU 64	2nd • QF
03/12/2010	[W1] MSU 75, [E4] Florida 69	2nd • QF

GEORGIA • UGA LEADS 10-3

03/01/1946	Georgia 45, MSU 44	2nd • QF
02/28/1979	[7] Georgia 75, [5] MSU 72	1st
03/07/1984	[8] Georgia 52, [9] MSU 49	1st
03/10/1988	[7] Georgia 64, [10] MSU 43	1st
03/09/1989	[9] Georgia 83, [8] MSU 68	1st
03/11/1993	[E4] Georgia 87, [W5] MSU 56	1st
03/09/1996	[W1] MSU 86, [E2] Georgia 68	3rd • SF
03/05/1998	[E4] Georgia 79, [W5] MSU 76	1st
03/10/2005	[W3] MSU 76, [E6] Georgia 65	1st
03/15/2008	[E6] Georgia 64, [W1] MSU 60	3rd • SF
03/12/2009	[W3] MSU 79, [E6] Georgia 60	1st
03/08/2012	[11] Georgia 71, [6] MSU 61	2nd • QF
03/10/2016	[6] Georgia 79, [12] MSU 69	1st

KENTUCKY • UK LEADS 8-2

02/28/1933	Kentucky 46, MSU 27	Finals
02/28/1936	Kentucky 41, MSU 39	2nd • QF
02/27/1943	Kentucky 52, MSU 43	3rd • SF
03/03/1950	Kentucky 56, MSU 46	2nd • QF
03/01/1951	Kentucky 92, MSU 70	1st
03/11/1994	[E2] Kentucky 95, [W3] MSU 76	2nd • QF
03/10/1996	[W1] MSU 84, [E1] Kentucky 73	Finals
03/16/2003	[E1] Kentucky 64, [W1] MSU 57	Finals
03/09/2007	[W1] MSU 84, [E5] Kentucky 82 • OT	2nd • QF
03/14/2010	[E1] Kentucky 75, [W1] MSU 74 • OT	Finals

LSU • MSU LEADS 5-2

02/28/1952	LSU 77, MSU 44	1st
03/05/1987	[7] LSU 68, [10] MSU 54	1st
03/09/2002	[W2] MSU 57, [W4] LSU 51	3rd • SF
03/15/2003	[W1] MSU 76, [W3] LSU 61	3rd • SF
03/14/2009	[W3] MSU 67, [W1] LSU 57	3rd • SF
03/08/2017	[12] MSU 79, [13] LSU 52	1st
03/08/2018	[7] MSU 80, [10] LSU 77	2nd



OLE MISS - TIED AT 1-1

03/14/2003	[W1] MSU 73, [W5] Ole Miss 64	2nd • QF
03/13/2014	[6] Ole Miss 78, [14] MSU 66	2nd

SOUTH CAROLINA - TIED AT 2-2

03/08/2001	[E5] South Carolina 69, [W4] MSU 62	1st
03/09/2006	[E5] South Carolina 59, [W4] MSU 44	1st
03/13/2009	[W3] MSU 82, [E2] South Carolina 68	2nd • QF
03/13/2013	[12] MSU 70, [13] South Carolina 59	1st

TENNESSEE - UT LEADS 9-3

03/03/1938	Tennessee 41, MSU 34	1st
02/27/1941	Tennessee 35, MSU 29	1st
02/27/1942	Tennessee 50, MSU 40	2nd • QF
03/04/1948	Tennessee 73, MSU 52	1st
03/03/1949	Tennessee 73, MSU 46	1st
03/08/1991	[9] Tennessee 87, [1] MSU 70	2nd • QF
03/10/1994	[W3] MSU 73, [E6] Tennessee 69	1st
03/05/1999	[W4] MSU 62, [E1] Tennessee 56	2nd • QF
03/15/2009	[W3] MSU 64, [E1] Tennessee 61	Finals
03/14/2013	[5] Tennessee 69, [12] MSU 53	2nd
03/09/2018	[2] Tennessee 62, [7] MSU 59	3rd • QF
03/15/2019	[3] Tennessee 83, [6] MSU 76	3rd • QF

TEXAS A&M - MSU LEADS 1-0

03/14/2019	[6] MSU 80, [11] Texas A&M 54	2nd
------------	-------------------------------	-----

VANDERBILT - VANDY LEADS 8-6

02/27/1933	MSU 48, Vanderbilt 36	3rd • SF
03/01/1939	Vanderbilt 73, MSU 40	1st
02/28/1940	Vanderbilt 46, MSU 36	1st
03/04/1981	[7] Vanderbilt 71, [10] MSU 58	1st
03/11/1983	[5] MSU 76, [4] Vanderbilt 61	2nd • QF
03/05/1986	[10] MSU 62, [7] Vanderbilt 54	1st
03/12/1992	[E5] Vanderbilt 77, [W4] MSU 55	1st
03/06/1997	[E4] Vanderbilt 73, [W5] MSU 67 • OT	1st
03/04/1999	[W4] MSU 76, [E5] Vanderbilt 58	1st
03/09/2000	[E4] Vanderbilt 76, [W5] MSU 53	1st
03/12/2004	[E4] Vanderbilt 74, [W1] MSU 70 • OT	2nd • QF
03/13/2010	[W1] MSU 62, [E2] Vanderbilt 52	3rd • SF
03/11/2011	[E3] Vanderbilt 87, [W2] MSU 81	2nd • QF
03/12/2014	[14] MSU 82, [11] Vanderbilt 68	1st

FORMER MEMBERS

GEORGIA TECH - GT LEADS 3-1

02/26/1937	Georgia Tech 43, MSU 30	1st • QF
02/26/1943	MSU 48, Georgia Tech 41	2nd • QF
03/02/1945	Georgia Tech 60, MSU 43	2nd • QF
02/27/1947	Georgia Tech 65, MSU 52	1st

TULANE - MSU LEADS 1-0

03/02/1950	MSU 56, Tulane 47	1st
------------	-------------------	-----

MSU VERSUS THE SEC TOURNAMENT FIELD

DATE	1ST	2ND	QF	SF	F	TOTALS
Alabama	0-0	0-1	2-4	0-2	1-0	3-7
Arkansas	0-0	0-0	0-0	0-2	0-0	0-2
Auburn	0-2	0-0	2-0	0-0	0-0	2-2
Florida	0-1	0-0	2-1	0-0	0-0	2-2
Georgia	2-7	0-0	0-2	1-1	0-0	3-10
Kentucky	0-1	0-0	1-3	0-1	1-3	2-8
LSU	1-2	1-0	0-0	3-0	0-0	5-2
Missouri	0-0	0-0	0-0	0-0	0-0	0-0
Ole Miss	0-0	0-1	1-0	0-0	0-0	1-1
South Carolina	1-2	0-0	1-0	0-0	0-0	2-2
Tennessee	1-4	0-1	1-4	0-0	1-0	3-9
Texas A&M	0-0	1-0	0-0	0-0	0-0	1-0
Vanderbilt	3-6	0-0	1-2	2-0	0-0	6-8
Former Members	1-1	0-0	1-2	0-0	0-0	1-3
TOTALS	9-26	2-3	12-18	6-6	3-3	32-56

SEC TOURNAMENT CHAMPIONSHIPS - BY SCHOOL

SCHOOL	TITLES	LAST TITLE
Kentucky	31	2018
Alabama	6	1991
Florida	4	2014
Tennessee	4	1979
Mississippi State	3	2009
Auburn	2	2019
Georgia	2	2008
Ole Miss	2	2013
Vanderbilt	2	2012
Arkansas	1	2000
LSU	1	1980
Georgia Tech	1	1938

**INDIVIDUAL SUPERLATIVES****POINTS SCORED**

RANK	PTS	PLAYER	OPPONENT	DATE
1	30	Jeff Malone	vs. Vanderbilt	03/11/1983
2	28	Dontae' Jones	vs. [1] Kentucky	03/10/1996
3	27	Detrick White	vs. [22] Arkansas	03/06/1999
	27	Terry Lewis	vs. Vanderbilt	03/11/1983
5	26	Timmy Bowers	vs. LSU	03/15/2003
6	25	Chauncey Robinson	vs. Alabama	03/07/1986
	25	Chauncey Robinson	vs. Auburn	03/06/1986
8	24	Lamar Peters	vs. LSU	03/08/2018
	24	Reginald Boykin	vs. Georgia	03/10/1988
	24	Wiley Peck	vs. Georgia	02/28/1979
11	23	Jamont Gordon	vs. Alabama	03/14/2008
12	22	Renardo Sidney	vs. Vanderbilt	03/11/2011
	22	Lamar Peters	vs. [13] Tennessee	03/09/2018
	22	Charles Rhodes	vs. Georgia	03/15/2008
	22	Darryl Wilson	vs. [1] Kentucky	03/10/1996
	22	Marcus Grant	vs. [10] Kentucky	03/11/1994
	22	Raymond Brown	vs. Auburn	03/06/1986
18	21	Craig Sword	vs. Auburn	03/11/2015
	21	Fred Thomas	vs. South Carolina	03/13/2013
	21	Barry Stewart	vs. South Carolina	03/13/2009
	21	Darryl Wilson	vs. Georgia	03/08/1996
	21	Darryl Wilson	vs. Florida	03/10/1995
	21	Darryl Wilson	vs. Tennessee	03/10/1994
	21	Ken Harvey	vs. Georgia	03/07/1984
	21	Jeff Malone	vs. Alabama	03/12/1983
26	20	Aric Holman	vs. [8] Tennessee	03/15/2019
	20	Craig Sword	vs. Vanderbilt	03/12/2014
	20	Ravern Johnson	vs. [2] Kentucky	03/14/2010
	20	Dontae' Jones	vs. Georgia	03/09/1996
	20	Raymond Brown	vs. Vanderbilt	03/05/1986

POINTS SCORED - BENCH

RANK	PTS	PLAYER	OPPONENT	DATE
1	20	Aric Holman	vs. [8] Tennessee	03/15/2019
2	19	Kody Augustus	vs. Georgia	03/12/2009
3	18	Tyson Carter	vs. LSU	03/08/2017
4	17	Fred Thomas	vs. Georgia	03/10/2016
	17	Timmy Bowers	vs. [11] Florida	03/08/2002
	17	Tony Watts	vs. Tennessee	03/08/1991
7	14	Jamall Edmonson	vs. Florida	03/11/2005
8	13	Xavian Stapleton	vs. LSU	03/08/2017
	13	Tyson Carter	vs. Alabama	03/09/2017

POINTS SCORED - OPPONENT

RANK	PTS	PLAYER • SCHOOL	DATE
1	30	Litterial Green - Georgia	03/09/1989
2	29	John Jenkins - Vanderbilt	03/11/2011
	29	Randolph Morris - Kentucky	03/09/2007
	29	Tony Delk • [10] Kentucky	03/11/1994
	29	Buck Johnson • Alabama	03/07/1986
6	28	Tremont Waters • LSU	03/08/2018
	28	J.J. Frazier - Georgia	03/10/2016
8	27	Dan Langhi - Vanderbilt	03/09/2000
	27	Pat Bradley • [22] Arkansas	03/05/1999
	27	Eddie Phillips • Alabama	02/28/1980
11	26	Katu Davis - Georgia	03/09/1996

POINTS SCORED • OPPONENT • BENCH

RANK	PTS	PLAYER • SCHOOL	DATE
1	24	Rick Jones - Vanderbilt	03/09/2000
2	22	Willie Anderson - Georgia	03/10/1988
3	17	Emmanuel Wade • Ole Miss	03/14/2003
4	16	Alex Thompson • Auburn	03/11/2014
	16	Julian Terrell - Vanderbilt	03/12/2004
6	15	Lamonte Turner • [13] Tennessee	03/09/2018
	15	Arlando Bennett • Georgia	03/11/1993

FIELD GOALS MADE

RANK	FGM	PLAYER	OPPONENT	DATE
1	12	Dontae' Jones	vs. [1] Kentucky	03/10/1996
	12	Jeff Malone	vs. Vanderbilt	03/11/1983
3	11	Terry Lewis	vs. Vanderbilt	03/11/1983
4	10	Renardo Sidney	vs. Vanderbilt	03/11/2011
	10	Detrick White	vs. [22] Arkansas	03/05/1999
	10	Reginald Boykin	vs. Georgia	03/10/1988
	10	Raymond Brown	vs. Auburn	03/06/1986
	10	Chauncey Robinson	vs. Auburn	03/06/1986
	10	Ken Harvey	vs. Georgia	03/07/1984
	10	Wiley Peck	vs. Georgia	02/28/1979

FIELD GOAL ATTEMPTS

RANK	FGA	PLAYER	OPPONENT	DATE
1	23	Jeff Malone	vs. Alabama	03/12/1983
2	21	Jeff Malone	vs. Vanderbilt	03/04/1981
3	20	Jeff Malone	vs. Vanderbilt	03/11/1983
4	19	Detrick White	vs. [22] Arkansas	03/05/1999
	19	Tony Watts	vs. Vanderbilt	03/12/1992
6	18	Charles Rhodes	vs. Georgia	03/15/2008
	18	Jamont Gordon	vs. Alabama	03/14/2008
	18	Detrick White	vs. [18] Tennessee	03/05/1999
	18	Dontae' Jones	vs. [1] Kentucky	03/10/1996
10	17 • 11x	Craig Sword	vs. Tennessee	03/14/2013

FIELD GOAL PERCENTAGE - MIN- 5 FGM

RANK	FG%	PLAYER	OPPONENT	DATE
1	90.0 [9-10]	Raymond Brown	vs. Vanderbilt	03/05/1986
2	83.3 [10-12]	Wiley Peck	vs. Georgia	02/28/1979
	83.3 [5-6]	Q Weatherspoon	vs. Texas A&M	03/14/2019
	83.3 [5-6]	Colin Borchert	vs. South Carolina	03/13/2013
	83.3 [5-6]	Derrick Zimmerman	vs. Ole Miss	03/14/2003
	83.3 [5-6]	Russell Walters	vs. Florida	03/10/1995

3-POINT FIELD GOALS MADE

RANK	3FGM	PLAYER	OPPONENT	DATE
1	6	Timmy Bowers	vs. LSU	03/15/2003
2	5	Aric Holman	vs. [8] Tennessee	03/15/2019
	5	Lamar Peters	vs. Texas A&M	03/14/2019
	5	Lamar Peters	vs. [13] Tennessee	03/09/2018
	5	Lamar Peters	vs. LSU	03/08/2018
	5	Marcus Grant	vs. [10] Kentucky	03/11/1994
7	4 • 13x	Tyson Carter	vs. LSU	03/08/2017

3-POINT FIELD GOAL ATTEMPTS

RANK	3FGA	PLAYER	OPPONENT	DATE
1	11	Bart Hyche	vs. Vanderbilt	03/06/1997
2	10	Tyson Carter	vs. LSU	03/08/2017
	10	Ravern Johnson	vs. Georgia	03/12/2009
	10	Bart Hyche	vs. Georgia	03/05/1998
	10	Marcus Grant	vs. [10] Kentucky	03/11/1994
6	9 • 8x	Lamar Peters	vs. [8] Tennessee	03/15/2019



3-POINT FIELD GOAL PERCENTAGE - MIN: 3 FGM

RANK	3FGM	PLAYER	OPPONENT	DATE
1	100.0 [5-5]	Aric Holman	vs. [8] Tennessee	03/15/2019
	100.0 [4-4]	Darryl Wilson	vs. [1] Kentucky	03/10/1996
3	75.0 [3-4]	Kodi Augustus	vs. Georgia	03/12/2009
	75.0 [3-4]	Greg Lockhart	vs. Georgia	03/09/1989

FREE THROWS MADE

RANK	FTM	PLAYER	OPPONENT	DATE
1	12	Darryl Wilson	vs. Tennessee	03/10/1994
2	10	Barry Stewart	vs. [20] LSU	03/14/2009
	10	Timmy Bowers	vs. Ole Miss	03/14/2003
4	9	Jamont Gordon	vs. Alabama	03/14/2008
	9	Mario Austin	vs. LSU	03/09/2002
6	8	Barry Stewart	vs. Tennessee	03/15/2009
	8	Charles Rhodes	vs. Arkansas	03/10/2007
	8	Darryl Wilson	vs. Auburn	03/08/1996

FREE THROW ATTEMPTS

RANK	FTA	PLAYER	OPPONENT	DATE
1	17	Darryl Wilson	vs. Tennessee	03/10/1994
2	12	Barry Stewart	vs. [20] LSU	03/14/2009
	12	Jarvis Varnado	vs. [20] LSU	03/14/2009
	12	Erick Dampier	vs. Tennessee	03/10/1994
5	11	Jamont Gordon	vs. Alabama	03/14/2008
	11	Cameron Burns	vs. Tennessee	03/08/1991
7	10 + 8x	Roquez Johnson	vs. South Carolina	03/13/2013
	10	Jarvis Varnado	vs. [20] Vanderbilt	03/13/2010
	10	Dee Bost	vs. South Carolina	03/13/2009
	10	Jamont Gordon	vs. Arkansas	03/10/2007
	10	Charles Rhodes	vs. Arkansas	03/10/2007
	10	Jamont Gordon	vs. Kentucky	03/09/2007
	10	Timmy Bowers	vs. Ole Miss	03/14/2003
	10	Mario Austin	vs. LSU	03/09/2002

FREE THROW PERCENTAGE - MIN: 5 FTM

RANK	FT%	PLAYER	OPPONENT	DATE
1	100.0 [10-10]	Timmy Bowers	vs. Ole Miss	03/14/2003
	100.0 [7-7]	Q. Weatherspoon	vs. LSU	03/08/2017
	100.0 [7-7]	Chauncey Robinson	vs. Alabama	03/07/1986
	100.0 [6-6]	Craig Sword	vs. Auburn	03/11/2015
	100.0 [6-6]	Ben Hansbrough	vs. Georgia	03/15/2008
	100.0 [5-5]	Lamar Peters	vs. [13] Tennessee	03/09/2018
	100.0 [5-5]	Fred Thomas	vs. Georgia	03/10/2016
9	100.0 [5-5]	Jeff Malone	vs. Alabama	03/12/1983
	90.0 [9-10]	Mario Austin	vs. LSU	03/09/2002

REBOUNDS

RANK	REB	PLAYER	OPPONENT	DATE
1	15	Tyrone Washington	vs. [22] Arkansas	03/06/1999
2	14	Rickey Brown	vs. Alabama	02/28/1980
3	12	Reggie Perry	vs. [8] Tennessee	03/15/2019
	12	Aric Holman	vs. LSU	03/08/2018
	12	Jarvis Varnado	vs. Georgia	03/12/2009
	12	Tyrone Washington	vs. Vanderbilt	03/04/1999
	12	Tyrone Washington	vs. Vanderbilt	03/06/1997
	8	11	Phil Turner	vs. [20] LSU
11	11	Jarvis Varnado	vs. Alabama	03/14/2008
	11	Jamont Gordon	vs. Kentucky	03/09/2007
	11	Jamont Gordon	vs. South Carolina	03/09/2006
	11	Dontae' Jones	vs. [1] Kentucky	03/10/1996
	11	Kelvin Hildreth	vs. Georgia	03/07/1984
	11	Kalpatrick Wells	vs. Vanderbilt	03/04/1981
	11	Wiley Peck	vs. Georgia	02/28/1979

RANK	REB	PLAYER	OPPONENT	DATE
16	10	Gavin Ware	vs. Georgia	03/10/2016
	10	Gavin Ware	vs. Ole Miss	03/13/2014
10	Barry Stewart	vs. [2] Kentucky	03/14/2010	
10	Dee Bost	vs. South Carolina	03/13/2009	
10	Phil Turner	vs. Tennessee	03/15/2009	
10	Branden Vincent	vs. Vanderbilt	03/12/2004	
10	Erick Dampier	vs. [1] Kentucky	03/10/1996	
10	Erick Dampier	vs. Auburn	03/08/1996	
10	Raymond Brown	vs. Auburn	03/06/1986	

ASSISTS

RANK	ASST	PLAYER	OPPONENT	DATE
1	11	Dee Bost	vs. Vanderbilt	03/11/2011
	11	Derrick Zimmerman	vs. LSU	03/15/2003
3	10	Tracy Taylor	vs. Vanderbilt	03/05/1986
4	9	Quincy Weatherspoon	vs. Texas A&M	03/14/2019
	9	Marcus Bullard	vs. [1] Kentucky	03/10/1996
6	8	Detrick White	vs. Vanderbilt	03/04/1999
	8	Marcus Bullard	vs. Auburn	03/08/1996
	8	Tracy Taylor	vs. Auburn	03/06/1986

STEALS

RANK	STL	PLAYER	OPPONENT	DATE
1	5	Fred Thomas	vs. South Carolina	03/13/2013
	5	Barry Stewart	vs. Alabama	03/14/2008
	5	Derrick Zimmerman	vs. LSU	03/09/2002
5	5	Tony Watts	vs. Tennessee	03/08/1991
	4 + 8x	Lamar Peters	vs. [8] Tennessee	03/15/2019

BLOCKS

RANK	BLK	PLAYER	OPPONENT	DATE
1	8	Kalpatrick Wells	vs. Vanderbilt	03/11/1983
2	7	Jarvis Varnado	vs. LSU	03/14/2009
3	6	Jarvis Varnado	vs. [20] Vanderbilt	03/13/2010
	6	Jarvis Varnado	vs. Tennessee	03/15/2009
6	6	Jarvis Varnado	vs. South Carolina	03/13/2009
	5	Jarvis Varnado	vs. [2] Kentucky	03/14/2010
	5	Dontae' Jones	vs. Georgia	03/09/1996

DOUBLE-DOUBLES

PTS - REB	PLAYER	OPPONENT	DATE
15 - 12	Reggie Perry	vs. [8] Tennessee	03/15/2019
11 - 12	Aric Holman	vs. LSU	03/08/2018
11 - 10	Barry Stewart	vs. [2] Kentucky	03/14/2010
12 - 10	Phil Turner	vs. Tennessee	03/15/2009
14 - 10	Dee Bost	vs. South Carolina	03/13/2009
14 - 12	Jarvis Varnado	vs. Georgia	03/12/2009
10 - 11	Jarvis Varnado	vs. Alabama	03/14/2008
26 - 11	Jamont Gordon	vs. Kentucky	03/09/2007
11 - 11	Jamont Gordon	vs. South Carolina	03/09/2006
11 - 15	Tyrone Washington	vs. [22] Arkansas	03/05/1999
10 - 12	Tyrone Washington	vs. Vanderbilt	03/04/1999
28 - 11	Dontae' Jones	vs. [1] Kentucky	03/10/1996
10 - 10	Erick Dampier	vs. Auburn	03/08/1996
22 - 10	Raymond Brown	vs. Auburn	03/06/1986
18 - 14	Rickey Brown	vs. Alabama	02/28/1980
24 - 11	Wiley Peck	vs. Georgia	02/28/1979

PTS - ASST	PLAYER	OPPONENT	DATE
16 - 11	Dee Bost	vs. Vanderbilt	03/11/2011

**TEAM SUPERLATIVES****POINTS SCORED**

RANK	PTS	OPPONENT	DATE
1	86	vs. Georgia	03/09/1996
2	84	vs. Kentucky	03/09/2007
	84	vs. [1] Kentucky	03/10/1996
4	82	vs. Vanderbilt	03/12/2014
	82	vs. South Carolina	03/13/2009
6	81	vs. Vanderbilt	03/11/2011
7	80	vs. Texas A&M	03/14/2019
	80	vs. LSU	03/08/2018
9	79	vs. LSU	03/08/2017
	79	vs. Georgia	03/12/2009
	79	vs. [22] Arkansas	03/06/1999
12	76	vs. [8] Tennessee	03/15/2019
	76	vs. Georgia	03/10/2005
	76	vs. LSU	03/15/2003
	76	vs. Vanderbilt	03/04/1999
	76	vs. Georgia	03/05/1998
	76	vs. [10] Kentucky	03/11/1994
	76	vs. Vanderbilt	03/11/1983
19	75	vs. Florida	03/12/2010
	75	vs. Alabama	02/28/1980

POINTS ALLOWED

RANK	PTS	OPPONENT	DATE
1	38	vs. Auburn	03/03/1982
2	42	vs. Alabama	03/07/1985
3	51	vs. LSU	03/09/2002
	51	vs. Alabama	03/12/1983
5	52	vs. LSU	03/08/2017
	52	vs. [20] Vanderbilt	03/13/2010
	52	vs. [11] Florida	03/08/2002
	52	vs. Georgia	03/07/1984
9	54	vs. Texas A&M	03/14/2019
	54	vs. Vanderbilt	03/05/1986
11	56	vs. [18] Tennessee	03/05/1999
12	57	vs. [20] LSU	03/14/2009
13	58	vs. [8] Alabama	03/10/2002
	58	vs. Vanderbilt	03/04/1999
	58	vs. Auburn	03/08/1996
16	59	vs. South Carolina	03/13/2013
	59	vs. South Carolina	03/09/2006
	59	vs. Alabama	03/09/1990

FIELD GOALS MADE

RANK	FGM	OPPONENT	DATE
1.	34	vs. Alabama	02/28/1980
	34	vs. Georgia	02/28/1979
3	32	vs. Vanderbilt	03/12/2014
	32	vs. Vanderbilt	03/11/2011
	32	vs. [22] Arkansas	03/06/1999
	32	vs. Georgia	03/09/1996
7	31	vs. Texas A&M	03/14/2019
	31	vs. Vanderbilt	03/04/1999
	31	vs. Georgia	03/05/1998
	31	vs. [1] Kentucky	03/10/1996

FIELD GOALS ATTEMPTED

RANK	FGA	OPPONENT	DATE
1	72	vs. [22] Arkansas	03/06/1999
	72	vs. Tennessee	03/08/1991
3	69	vs. [2] Kentucky	03/14/2010
	69	vs. Vanderbilt	03/04/1999
	69	vs. Vanderbilt	03/12/1992
	69	vs. Alabama	02/28/1980
7	64	vs. Alabama	03/09/2017
	64	vs. South Carolina	03/08/2001
	64	vs. Georgia	02/28/1979
10	63	vs. Vanderbilt	03/11/2011
	63	vs. Georgia	03/05/1998

FIELD GOAL PERCENTAGE

RANK	FG%	OPPONENT	DATE
1	63.6 [28-44]	vs. Vanderbilt	03/11/1983
2	60.4 [32-53]	vs. Georgia	03/09/1996
3	59.3 [32-54]	vs. Vanderbilt	03/12/2014
4	59.0 [23-39]	vs. Ole Miss	03/14/2003
5	58.3 [28-48]	vs. LSU	03/08/2018
6	57.1 [28-49]	vs. Florida	03/12/2010
7	54.4 [31-57]	vs. [1] Kentucky	03/10/1996
8	53.1 [31-58]	vs. Texas A&M	03/14/2019
	53.1 [34-64]	vs. Georgia	02/28/1979
10	52.0 [26-50]	vs. Alabama	03/07/1986
11	50.9 [28-55]	vs. Georgia	03/12/2009
12	50.8 [32-63]	vs. Vanderbilt	03/11/2011
13	50.0 [26-52]	vs. Auburn	03/11/2015

3-POINT FIELD GOALS MADE

RANK	3FGM	OPPONENT	DATE
1	11	vs. Texas A&M	03/14/2019
	11	vs. LSU	03/08/2017
3	10	vs. LSU	03/08/2018
	10	vs. [2] Kentucky	03/14/2010
	10	vs. Florida	03/12/2010
	10	vs. LSU	03/15/2003
7	9	vs. Vanderbilt	03/11/2011
	9	vs. Georgia	03/12/2009
	9	vs. Florida	03/11/2005
	9	vs. Vanderbilt	03/12/2004
	9	vs. [1] Kentucky	03/10/1996

3-POINT FIELD GOALS ATTEMPTS

RANK	3FGA	OPPONENT	DATE
1	30	vs. LSU	03/08/2017
2	29	vs. Tennessee	03/08/1991
3	28	vs. Tennessee	03/15/2009
	28	vs. Vanderbilt	03/09/2000
5	27	vs. [2] Kentucky	03/14/2010
6	25	vs. [8] Tennessee	03/15/2019
	25	vs. Texas A&M	03/14/2019
	25	vs. Arkansas	03/10/2007
	25	vs. Florida	03/11/2005
	25	vs. Vanderbilt	03/12/2004

**3-POINT FIELD GOAL PERCENTAGE - MIN: 10 3-PT FGA**

RANK	FG%	OPPONENT	DATE
1	60.0 [9-15]	vs. [1] Kentucky	03/10/1996
2	58.8 [10-17]	vs. LSU	03/08/2018
3	53.3 [8-15]	vs. South Carolina	03/13/2009
4	52.6 [10-19]	vs. LSU	03/15/2003
5	50.0 [10-20]	vs. Florida	03/12/2010

FREE THROWS MADE

RANK	FTM	OPPONENT	DATE
1	29	vs. Tennessee	03/10/1994
2	24	vs. [20] LSU	03/14/2009
3	23	vs. Tennessee	03/15/2009
	23	vs. Ole Miss	03/14/2003
5	21	vs. Ole Miss	03/13/2014
	21	vs. Kentucky	03/09/2007
7	20	vs. South Carolina	03/13/2009
	20	vs. Vanderbilt	03/11/1983
9	19	vs. Alabama	03/14/2008
	19	vs. Vanderbilt	03/12/2004
	19	vs. [18] Tennessee	03/05/1999
	19	vs. Auburn	03/08/1996

FREE THROWS ATTEMPTS

RANK	FTA	OPPONENT	DATE
1	51	vs. Tennessee	03/10/1994
2	35	vs. [20] LSU	03/14/2009
3	33	vs. Ole Miss	03/13/2014
	33	vs. Ole Miss	03/14/2003
5	32	vs. Tennessee	03/15/2009
6	30	vs. Kentucky	03/09/2007
7	29	vs. [10] Kentucky	03/11/1994
8	28	vs. South Carolina	03/13/2009
9	27	vs. South Carolina	03/13/2013
	27	vs. Georgia	03/10/2005
	27	vs. [18] Tennessee	03/05/1999
	27	vs. Vanderbilt	03/11/1983

FREE THROW PERCENTAGE - MIN: 10 FTM

RANK	FT%	OPPONENT	DATE
1	92.3 [12-13]	vs. LSU	03/08/2017
2	87.5 [14-16]	vs. [13] Tennessee	03/09/2018
3	86.7 [13-15]	vs. Alabama	03/07/1986
4	84.2 [16-19]	vs. Georgia	03/09/1996
5	83.3 [15-18]	vs. Georgia	03/10/2016
6	80.0 [12-15]	vs. Georgia	03/08/2012
	80.0 [16-20]	vs. Georgia	03/15/2008

REBOUNDS

RANK	REB	OPPONENT	DATE
1	53	vs. [22] Arkansas	03/06/1999
2	51	vs. Vanderbilt	03/04/1999
3	50	vs. South Carolina	03/13/2009
4	48	vs. [20] LSU	03/14/2009
	48	vs. [18] Tennessee	03/05/1999
5	47	vs. Alabama	03/14/2008
6	43	vs. [2] Kentucky	03/14/2010
	43	vs. Georgia	03/10/2005
	43	vs. Vanderbilt	03/12/2004
9	42	vs. Vanderbilt	03/06/1997
	42	vs. [1] Kentucky	03/10/1996
	42	vs. Tennessee	03/10/1994
12	41	vs. [11] Florida	03/08/2002
13	40	vs. Kentucky	03/09/2007

REBOUNDING MARGIN

RANK	R-MAR	OPPONENT	DATE
1	+20 [51-31]	vs. Vanderbilt	03/04/1999
2	+16 [39-23]	vs. Georgia	03/09/1996
3	+15 [53-38]	vs. [22] Arkansas	03/06/1999
4	+14 [38-24]	vs. Texas A&M	03/14/2019
	+14 [50-36]	vs. South Carolina	03/13/2009
6	+12 [42-30]	vs. Vanderbilt	03/06/1997
7	+11 [36-25]	vs. Vanderbilt	03/04/1981
8	+10 [35-25]	vs. Vanderbilt	03/11/2011
	+10 [35-25]	vs. Vanderbilt	03/11/1983
	+10 [39-29]	vs. Alabama	02/28/1980

ASSISTS

RANK	ASST	OPPONENT	DATE
1	22	vs. Georgia	03/09/1996
2	21	vs. Vanderbilt	03/12/2014
3	20	vs. [1] Kentucky	03/10/1996
	20	vs. Auburn	03/06/1986
5	18	vs. LSU	03/15/2003
	18	vs. Vanderbilt	03/05/1986
7	17	vs. Texas A&M	03/14/2019
	17	vs. LSU	03/08/2018
	17	vs. Vanderbilt	03/11/2011
	17	vs. [10] Kentucky	03/11/1994

BLOCKS

RANK	BLK	OPPONENT	DATE
1	11	vs. Vanderbilt	03/11/1983
2	10	vs. Georgia	03/09/1996
3	9	vs. Tennessee	03/15/2009
	9	vs. [20] LSU	03/14/2009
	9	vs. Georgia	03/11/1993
6	8	vs. [13] Tennessee	03/09/2018
	8	vs. LSU	03/08/2018
	8	vs. [20] Vanderbilt	03/13/2010
	8	vs. South Carolina	03/13/2009

STEALS

RANK	STL	OPPONENT	DATE
1	12	vs. LSU	03/08/2017
	12	vs. South Carolina	03/13/2013
	12	vs. Tennessee	03/08/1991
4	11	vs. Tennessee	03/14/2013
	11	vs. [2] Kentucky	03/16/2003
	11	vs. Tennessee	03/10/1994
	11	vs. Georgia	03/11/1993



**1955-56 • CARROUSEL CLASSIC
CHARLOTTE, NORTH CAROLINA**

DATE	OPPONENT	RESULT
12/19	vs. Wake Forest	L - 95-68
12/20	vs. Davidson	W - 89-82
12/21	vs. Florida State	W - 79-71 - OT

**1956-57 • EVANSVILLE HOLIDAY TOURNAMENT
EVANSVILLE, INDIANA**

DATE	OPPONENT	RESULT
12/28	vs. Denver	W - 69-65

**1957-58 • BIRMINGHAM CLASSIC
BIRMINGHAM, ALABAMA**

DATE	OPPONENT	RESULT
12/13	vs. Miami - Florida	W - 66-63
12/14	vs. Auburn	W - 52-37

All-Tourney: Bailey Howell (MVP), Jerry Keeton

**1957-58 • MSU HOLIDAY TOURNAMENT
STARKVILLE, MISSISSIPPI**

DATE	OPPONENT	RESULT
12/27	Ole Miss	W - 66-53
12/28	Morehead State	W - 46-41

**1958-59 • SUGAR BOWL CLASSIC
NEW ORLEANS, LOUISIANA**

DATE	OPPONENT	RESULT
12/29	vs. Maryland	W - 56-45
12/30	vs. Memphis	W - 73-55

All-Tourney: Bailey Howell (MVP), Jerry Keeton

**1959-60 • MURRAY STATE INVITATIONAL
MURRAY, KENTUCKY**

DATE	OPPONENT	RESULT
12/18	vs. Baylor	W - 70-61 - OT
12/19	vs. Memphis	L - 79-62

**1959-60 • SUGAR BOWL CLASSIC
NEW ORLEANS, LOUISIANA**

DATE	OPPONENT	RESULT
12/29	vs. Western Kentucky	L - 61-50
12/30	vs. Virginia Tech	L - 82-61

**1961-62 • SUGAR BOWL CLASSIC
NEW ORLEANS, LOUISIANA**

DATE	OPPONENT	RESULT
12/29	vs. Maryland	W - 64-62
12/30	vs. LSU	W - 73-51

All-Tourney: Red Stroud (MVP), Leland Mitchell

**1962-63 • SUGAR BOWL CLASSIC
NEW ORLEANS, LOUISIANA**

DATE	OPPONENT	RESULT
12/28	vs. Houston	L - 79-76 - OT
12/29	vs. Xavier - Ohio	W - 75-66

All-Tourney: Leland Mitchell, Red Stroud

**1963-64 • BLUEBONNET CLASSIC
HOUSTON, TEXAS**

DATE	OPPONENT	RESULT
12/19	at Houston	L - 69-61
12/20	vs. Texas A&M	L - 58-54

All-Tourney: Stan Brinker

**1963-64 • ALL-AMERICAN CLASSIC
OWENSBORO, KENTUCKY**

DATE	OPPONENT	RESULT
12/27	vs. Virginia	L - 81-68
12/28	vs. George Washington	W - 89-81

**1964-65 • VIRGINIA TECH INVITATIONAL
BLACKSBURG, VIRGINIA**

DATE	OPPONENT	RESULT
12/18	vs. North Carolina	L - 84-80
12/19	at Virginia Tech	L - 104-75

**1964-65 • MAGNOLIA INVITATIONAL
JACKSON, MISSISSIPPI**

DATE	OPPONENT	RESULT
12/29	vs. Mississippi College	L - 72-57
12/30	vs. Delta State	W - 82-63

**1965-66 • CHARLOTTE INVITATIONAL
CHARLOTTE, NORTH CAROLINA**

DATE	OPPONENT	RESULT
12/28	vs. Princeton	L - 69-67
12/29	vs. Davidson	L - 72-60

**1966-67 • USM INVITATIONAL
HATTIESBURG, MISSISSIPPI**

DATE	OPPONENT	RESULT
12/07	vs. Texas A&M	W - 62-49
12/08	at Southern Miss	W - 72-63

All-Tourney: Gary Washington, David Williams

**1967-68 • BLUEBONNET CLASSIC
HOUSTON, TEXAS**

DATE	OPPONENT	RESULT
12/13	vs. Montana State	L - 81-73
12/14	vs. George Washington	W - 70-55

All-Tourney: Jim Martin

**1967-68 • GATOR BOWL CLASSIC
JACKSONVILLE, FLORIDA**

DATE	OPPONENT	RESULT
12/27	vs. Washington	L - 82-80
12/28	vs. Florida	W - 66-65

**1968-69 • BAYOU CLASSIC
LAFAYETTE, LOUISIANA**

DATE	OPPONENT	RESULT
12/20	vs. Louisiana-Lafayette	L - 81-70
12/21	vs. Hawaii	L - 74-69

All-Tourney: Manuel Washington

**1968-69 • MOTOR CITY CLASSIC
DETROIT, MICHIGAN**

DATE	OPPONENT	RESULT
12/27	at [11] Detroit	L - 86-62
12/28	vs. Miami - Ohio	L - 76-56

**1969-70 • LIBERTY BOWL CLASSIC
MEMPHIS, TENNESSEE**

DATE	OPPONENT	RESULT
12/10	at Memphis	L - 83-74
12/11	vs. Arkansas	W - 76-74 - OT

All-Tourney: Jack Bouldin

**1970-71 • POINSETTIA CLASSIC
GREENVILLE, SOUTH CAROLINA**

DATE	OPPONENT	RESULT
12/28	at Furman	W - 84-74
12/29	vs. Arizona	L - 77-75

All-Tourney: Jack Bouldin (MVP)

**1971-72 • ALABAMA CLASSIC
TUSCALOOSA, ALABAMA**

DATE	OPPONENT	RESULT
12/09	vs. Southern Miss	W - 77-73
12/10	vs. South Florida	W - 90-77

**1971-72 • MARSHALL INVITATIONAL
HUNTINGTON, WEST VIRGINIA**

DATE	OPPONENT	RESULT
12/17	at Marshall	L - 95-69
12/18	vs. Rhode Island	W - 86-72

**1972-73 • PACEMAKER CLASSIC
MONROE, LOUISIANA**

DATE	OPPONENT	RESULT
12/28	vs. North Texas	W - 66-65
12/29	vs. East Carolina	W - 69-64

All-Tourney: Terry Kusnierz (MVP), Jerry Jenkins

**1972-73 • SENIOR BOWL TOURNAMENT
MOBILE, ALABAMA**

DATE	OPPONENT	RESULT
01/02	vs. Michigan State	L - 90-82
01/03	vs. Hawaii	W - 97-85

All-Tourney: Rich Knarr

**1974-75 • SHOW ME CLASSIC
COLUMBIA, MISSOURI**

DATE	OPPONENT	RESULT
12/06	vs. Connecticut	W - 89-87
12/07	at Missouri	L - 102-78

All-Tourney: Jerry Jenkins

**1974-75 • INDIANA HALL OF FAME CLASSIC
TERRE HAUTE, INDIANA**

DATE	OPPONENT	RESULT
12/27	vs. Southern Illinois	W - 81-75
12/28	at Indiana State	L - 82-72

All-Tourney: Larry Fry, Jerry Jenkins, Rich Knarr

**1975-76 • DAYTON INVITATIONAL
DAYTON, OHIO**

DATE	OPPONENT	RESULT
12/19	at Dayton	W - 56-54
12/20	vs. Long Beach State	W - 70-57

All-Tourney: Gary Hooker (MVP), Ray White

**1976-77 • OLD DOMINION CLASSIC
NORFOLK, VIRGINIA**

DATE	OPPONENT	RESULT
12/28	vs. [7] Wake Forest	W - 88-83
12/29	at Old Dominion	L - 82-78

All-Tourney: Rickey Brown, Gary Hooker

**1977-78 • LOBO INVITATIONAL
ALBUQUERQUE, NEW MEXICO**

DATE	OPPONENT	RESULT
12/29	vs. [10] Syracuse	L - 76-66
12/30	vs. Vermont	W - 79-50

All-Tourney: Rickey Brown

**1978-79 • LOUISVILLE HOLIDAY CLASSIC
LOUISVILLE, KENTUCKY**

DATE	OPPONENT	RESULT
12/28	vs. Oral Roberts	W - 91-69
12/29	at [10] Louisville	W - 80-73

All-Tourney: Ray White (MVP), Greg Grim

**1979-80 • BABE MCCARTHY TIPOFF TOURNAMENT
BILOXI, MISSISSIPPI**

DATE	OPPONENT	RESULT
11/30	vs. Cincinnati	W - 87-72
12/01	vs. Alcorn State	W - 83-80

All-Tourney: Rickey Brown (MVP), Greg Grim

**1979-80 • DAYTON INVITATIONAL
DAYTON, OHIO**

DATE	OPPONENT	RESULT
12/21	vs. [13] Iowa	L - 81-62
12/22	vs. Pacific	W - 65-63

All-Tourney: Greg Grim



**1979-80 • SENIOR BOWL TOURNAMENT
MOBILE, ALABAMA**

DATE	OPONENT	RESULT
12/27	Alcorn State	L • 82-75
12/28	Rider	W • 72-64

All-Tourney: Rickey Brown

**1980-81 • SUN MET CLASSIC
FRESNO, CALIFORNIA**

DATE	OPONENT	RESULT
12/19	vs. Louisiana-Lafayette	W • 75-71
12/20	at Fresno State	L • 58-45

All-Tourney: Jeff Malone

**1980-81 • HOLIDAY CLASSIC
LAS VEGAS, NEVADA**

DATE	OPONENT	RESULT
12/29	vs. Portland	W • 46-45
12/30	at UNLV	L • 75-67

**1981-82 • KETTLE CLASSIC
HOUSTON, TEXAS**

DATE	OPONENT	RESULT
12/18	at Houston	L • 96-49
12/19	vs. Clemson	L • 59-32

**1982-83 • KRISTAL CLASSIC
CHATTANOOGA, TENNESSEE**

DATE	OPONENT	RESULT
12/17	vs. UAB	W • 67-47
12/18	at Chattanooga	L • 62-54

All-Tourney: Jeff Malone

**1982-83 • SUGAR BOWL CLASSIC
NEW ORLEANS, LOUISIANA**

DATE	OPONENT	RESULT
12/28	at Tulane	W • 51-47
12/29	vs. Louisiana-Lafayette	W • 65-56

All-Tourney: Jeff Malone (MVP), Terry Lewis, Kalpatrick Wells

**1983-84 • WINSTON TIRE CLASSIC
LOS ANGELES, CALIFORNIA**

DATE	OPONENT	RESULT
12/29	vs. Memphis	L • 43-42
12/30	at Southern Cal	W • 57-55

All-Tourney: Kelvin Hildreth

**1984-85 • SUN BOWL CLASSIC
EL PASO, TEXAS**

DATE	OPONENT	RESULT
12/28	vs. Purdue	L • 77-46
12/29	vs. Wake Forest	L • 67-65

All-Tourney: Chauncey Robinson

**1985-86 • HOOSIER CLASSIC
INDIANAPOLIS, INDIANA**

DATE	OPONENT	RESULT
12/27	vs. San Jose State	W • 75-65
12/28	vs. [11] Indiana	L • 74-43

All-Tourney: Chauncey Robinson

**1986-87 • FAR WEST CLASSIC
PORTLAND, OREGON**

DATE	OPONENT	RESULT
12/26	vs. San Jose State	L • 62-57
12/28	vs. Louisiana-Lafayette	L • 62-56
12/29	vs. Idaho	L • 70-67 • OT

**1987-88 • RAINBOW CLASSIC
HONOLULU, HAWAII**

DATE	OPONENT	RESULT
12/27	vs. Hawaii	W • 68-55
12/29	vs. Arizona State	L • 70-69
12/30	vs. [20] Louisville	L • 86-62

**1988-89 • SUGAR BOWL CLASSIC
NEW ORLEANS, LOUISIANA**

DATE	OPONENT	RESULT
12/28	vs. DePaul	L • 62-60
12/29	vs. Virginia	W • 86-84

All-Tourney: Cameron Burns



HISTORY • REGULAR SEASON TOURNAMENTS

1989-90 • CENTURY CELLUNET CLASSIC

SHREVEPORT, LOUISIANA

DATE	OPONENT	RESULT
11/24	vs. Louisiana-Monroe	W • 75-68
11/25	at Centenary College	W • 96-80

All-Tourney: Cameron Burns (MVP), Robert Woodard

1989-90 • CONNECTICUT MUTUAL CLASSIC

HARTFORD, CONNECTICUT

DATE	OPONENT	RESULT
12/29	vs. Delaware	W • 66-65
12/30	at Connecticut	L • 84-68

All-Tourney: Cameron Burns

1990-91 • PALM BEACH CLASSIC

WEST PALM BEACH, FLORIDA

DATE	OPONENT	RESULT
12/27	vs. [6] Ohio State	L • 82-80
12/28	vs. Miami • Florida	L • 74-67

All-Tourney: Cameron Burns

1991-92 • LOUISIANA CLASSIC TIPOFF

LAFAYETTE, LOUISIANA

DATE	OPONENT	RESULT
11/29	vs. Prairie View A&M	W • 97-52
11/30	vs. Louisiana-Lafayette	W • 86-77 • OT

All-Tourney: Eric Stevens, Tony Watts

1992-93 • HAWKEYE CLASSIC

IOWA CITY, IOWA

DATE	OPONENT	RESULT
12/04	vs. LIU Brooklyn	W • 61-52
12/05	at [10] Iowa	L • 69-54

All-Tourney: Johnny Walker, Orien Watson

1992-93 • SAN JUAN SHOOTOUT

SAN JUAN, PUERTO RICO

DATE	OPONENT	RESULT
12/20	vs. Florida International	W • 58-51
12/21	vs. Southern Illinois • Carbondale	L • 76-64
12/22	vs. Eastern Michigan	W • 74-58

All-Tourney: Orien Watson

1993-94 • MISSISSIPPI BEACH SHOOTOUT

BILOXI, MISSISSIPPI

DATE	OPONENT	RESULT
12/18	vs. Tulane	W • 82-78

1993-94 • ARIZONA STATE CLASSIC

TEMPE, ARIZONA

DATE	OPONENT	RESULT
12/28	vs. Villanova	L • 90-82
12/29	vs. Northern Arizona	W • 85-64

1994-95 • MISSOULIAN/COCA-COLA CLASSIC

MISSOULA, MONTANA

DATE	OPONENT	RESULT
12/02	vs. Colgate	W • 80-76
12/03	at Montana	W • 90-85 • 2OT

All-Tourney: Erick Dampier (MVP), Marcus Bullard

1994-95 • CELLULAR SOUTH SHOOTOUT

BILOXI, MISSISSIPPI

DATE	OPONENT	RESULT
12/17	vs. Southern Miss	L • 66-64

1994-95 • COWBOY SHOOTOUT

CASPER, WYOMING

DATE	OPONENT	RESULT
12/27	vs. Saint Joseph's	W • 76-66
12/28	vs. Wyoming	W • 61-57

All-Tourney: Erick Dampier

1995-96 • FAR WEST CLASSIC

PORTLAND, OREGON

DATE	OPONENT	RESULT
12/29	vs. Oregon State	W • 76-62
12/30	vs. Nebraska	W • 69-66

All-Tourney: Erick Dampier (MVP), Donta'e Jones, Darryl Wilson

1996-97 • DIRECTV GREAT EIGHT

CHICAGO, ILLINOIS

DATE	OPONENT	RESULT
12/03	vs. [2] Wake Forest	L • 74-43

1996-97 • FRANKLIN NATIONAL BANK CLASSIC

LANDOVER, MARYLAND

DATE	OPONENT	RESULT
12/08	George Washington	L • 57-36
12/09	California	L • 78-45

1996-97 • PUERTO RICO HOLIDAY CLASSIC

SAN JUAN, PUERTO RICO

DATE	OPONENT	RESULT
12/30	vs. Bowling Green	L • 75-59
12/31	vs. Fresno State	W • 62-60
01/01	vs. Old Dominion (OT)	L • 72-71 • OT

All-Tourney: Horatio Webster

1997-98 • TOP OF THE WORLD CLASSIC

FAIRBANKS, ALASKA

DATE	OPONENT	RESULT
11/21	at Alaska F'banks (2OT)	W • 66-64 • 2OT
11/22	vs. Gonzaga	L • 70-68
11/23	vs. Missouri State	W • 79-68

All-Tourney: Horatio Webster, Detrick White

1997-98 • SUN BOWL CLASSIC

EL PASO, TEXAS

DATE	OPONENT	RESULT
12/27	vs. Saint Joseph's	L • 65-58
12/28	vs. Penn State	W • 58-57

All-Tourney: Detrick White

1998-99 • GOLDEN BEAR CLASSIC

OAKLAND, CALIFORNIA

DATE	OPONENT	RESULT
12/21	vs. Louisiana-Lafayette	L • 60-58
12/22	vs. Eastern Kentucky	W • 75-62

1998-99 • RAINBOW CLASSIC

HONOLULU, HAWAII

DATE	OPONENT	RESULT
12/28	vs. Texas	L • 81-77
12/29	vs. Florida State	L • 69-58
12/30	vs. Louisiana-Lafayette	W • 62-58

1999-2000 • USBWA HOOP & QUILL CLASSIC

ST. CHARLES, MISSOURI

DATE	OPONENT	RESULT
11/26	vs. Valparaiso	L • 68-59
11/27	vs. Rutgers	L • 74-69
11/28	vs. Northwestern	W • 70-65

1999-2000 • PETE NEWELL CLASSIC

OAKLAND, CALIFORNIA

DATE	OPONENT	RESULT
12/21	vs. [1] Stanford	L • 76-56

1999-2000 • HOLIDAY STORES/TOUCH CLASSIC

BOZEMAN, MONTANA

DATE	OPONENT	RESULT
12/29	vs. Idaho	W • 86-81
12/30	at Montana State	L • 74-70

All-Tourney: Tang Hamilton, Todd Myles

2000-01 • PRESEASON NIT

BERKELEY, CALIFORNIA

DATE	OPONENT	RESULT
11/13	at California	L • 83-76 • OT

2000-01 • FIESTA BOWL CLASSIC

TUCSON, ARIZONA

DATE	OPONENT	RESULT
12/28	Louisiana-Lafayette	W • 90-80
12/30	at [12] Arizona	W • 75-74

All-Tourney: Antonio Jackson (MVP), Marckell Patterson

2001-02 • PEACH BOWL CLASSIC

ATLANTA, GEORGIA

DATE	OPONENT	RESULT
12/16	at Georgia State	W • 72-63

2001-02 • LAS VEGAS CLASSIC

LAS VEGAS, NEVADA

DATE	OPONENT	RESULT
12/20	vs. Richmond	W • 74-72
12/21	vs. [25] Cincinnati	W • 90-56
12/22	vs. Illinois-Chicago	W • 77-74

All-Tourney: Mario Austin

2002-03 • SUGAR BOWL CLASSIC

NEW ORLEANS, LOUISIANA

DATE	OPONENT	RESULT
12/28	vs. [5] Oklahoma	W • 54-45

2003-04 • SUGAR BOWL CLASSIC

NEW ORLEANS, LOUISIANA

DATE	OPONENT	RESULT
12/27	at Tulane	W • 72-50

2011 2K Sports Classic
 2009 Wooden Classic
 2000 Bank One Fiesta Bowl Classic
 1995 Ford Far West Classic
 1994 Wyoming Shootout
 1994 Missoulian Classic XV
 1991 Louisiana Classic Tip-Off
 1989 Century Cellunet Classic
 1982 Sugar Bowl Classic
 1979 Babe McCarthy Tournament
 1978 Louisville Holiday Classic

1975 Dayton Invitational
 1972 Pacemaker Classic
 1971 Alabama Classic
 1966 USM Invitational
 1961 Sugar Bowl Tournament
 1958 Sugar Bowl Tournament
 1957 MSU Holiday Tournament
 1957 Birmingham Classic

All-Time Tourney Record: 93-82



2004-05 • COACHES VS. CANCER CLASSIC
BIRMINGHAM, ALABAMA - REGIONAL

DATE	OPPONENT	RESULT
11/11	Fairfield	W - 53-49
11/12	at Birmingham-Southern	W - 55-48

All-Birmingham Regional: Winsome Frazier (MVP)

NEW YORK CITY, NEW YORK • CHAMPIONSHIP

DATE	OPPONENT	RESULT
11/18	vs. [5] Syracuse	L - 71-58
11/19	vs. Saint Mary's	W - 67-54

All-Tourney: Lawrence Roberts

2004-05 • JOHN R. WOODEN CLASSIC
ANAHEIM, CALIFORNIA

DATE	OPPONENT	RESULT
12/05	vs. [21] Arizona	L - 68-64

2004-05 • SUGAR BOWL CLASSIC
NEW ORLEANS, LOUISIANA

DATE	OPPONENT	RESULT
12/30	vs. Virginia Tech	W - 71-65

2005-06 • SAN JUAN SHOOTOUT
GUAYNABO, PUERTO RICO

DATE	OPPONENT	RESULT
12/19	vs. Liberty	W - 78-67
12/20	vs. Akron	L - 83-72
12/21	vs. Holy Cross	W - 76-75

All-Tourney: Jamall Edmondson, Jamont Gordon

2007-08 • ANAHEIM CLASSIC
ANAHEIM, CALIFORNIA

DATE	OPPONENT	RESULT
11/22	vs. UC Irvine	W - 68-53
11/23	vs. Southern Illinois - Carbondale	L - 63-49
11/25	vs. Miami - Ohio	L - 67-60

All-Tourney: Jamont Gordon

2007-08 • COORS CLASSIC
MOBILE, ALABAMA

DATE	OPPONENT	RESULT
12/15	at South Alabama	L - 71-67

2008-09 • LEGENDS CLASSIC
NEWARK, NEW JERSEY

DATE	OPPONENT	RESULT
11/28	vs. Washington State	L - 63-52
11/29	vs. Texas Tech	L - 77-73

2009-10 • SOUTH PADRE INVITATIONAL
SOUTH PADRE ISLAND, TEXAS

DATE	OPPONENT	RESULT
11/27	vs. Richmond	L - 63-62
11/28	vs. Old Dominion	W - 69-55

2009-10 • JOHN R. WOODEN CLASSIC
ANAHEIM, CALIFORNIA

DATE	OPPONENT	RESULT
12/12	vs. UCLA	W - 72-54

2010-11 • BATTLE OF ATLANTIS
NASSAU, THE BAHAMAS

DATE	OPPONENT	RESULT
12/18	vs. Virginia Tech	L - 88-57

2010-11 • DIAMONDHEAD CLASSIC
HONOLULU, HAWAII

DATE	OPPONENT	RESULT
12/22	vs. Washington State	L - 83-57
12/23	vs. San Diego	W - 69-52
12/25	at Hawaii	L - 68-57

2010-11 • SHAMROCK SHOOTOUT
LAS VEGAS, NEVADA

DATE	OPPONENT	RESULT
12/29	vs. Saint Mary's	L - 94-72

2011-12 • 2K SPORTS CLASSIC
NEW YORK CITY, NEW YORK

DATE	OPPONENT	RESULT
11/17	vs. [19] Texas A&M	W - 69-60
11/18	vs. [15] Arizona	W - 67-57

2012-13 • MAUI INVITATIONAL
MAUI, HAWAII

DATE	OPPONENT	RESULT
11/19	vs. [9] North Carolina	L - 95-49
11/20	vs. Marquette	L - 89-62
11/21	vs. Texas	L - 69-55

2013-14 • LAS VEGAS CLASSIC
LAS VEGAS, NEVADA

DATE	OPPONENT	RESULT
12/22	vs. South Florida	W - 71-66
12/23	vs. UNLV	L - 82-66

2014-15 • CORPUS CHRISTI CHALLENGE
CORPUS CHRISTI, TEXAS

DATE	OPPONENT	RESULT
11/28	vs. Saint Louis	W - 75-50
11/29	vs. TCU	L - 61-52

All-Tourney: Gavin Ware, Fred Thomas

2015-16 • PUERTO RICO TIPOFF
SAN JUAN, PUERTO RICO

DATE	OPPONENT	RESULT
11/19	vs. Miami - Florida	L - 105-79
11/20	vs. Texas Tech	L - 74-72
11/22	vs. Missouri State	W - 84-70

2016-17 • CHARLESTON CLASSIC
CHARLESTON, SOUTH CAROLINA

DATE	OPPONENT	RESULT
11/17	vs. UCF	L - 86-61
11/18	vs. Boise State	W - 80-68
11/20	vs. UTEP	W - 61-54

All-Tourney: Quindary Weatherspoon

2018-19 • MGM RESORTS MAIN EVENT
LAS VEGAS, NEVADA

DATE	OPPONENT	RESULT
11/19	vs. Arizona State	L - 72-67
11/21	vs. Saint Mary's	W - 61-57

2018-19 • NEVER FORGET TRIBUTE CLASSIC
NEWARK, NEW JERSEY

DATE	OPPONENT	RESULT
12/08	vs. Clemson	W - 82-71

2019-20 • MYRTLE BEACH INVITATIONAL
CONWAY, SOUTH CAROLINA

DATE	OPPONENT	RESULT
11/21	vs. Tulane	W - 80-66
11/22	vs. [17] Villanova	L - 83-76
11/24	at Coastal Carolina	W - 81-56

All-Tourney: Reggie Perry

2019-20 • NEVER FORGET TRIBUTE CLASSIC
NEWARK, NEW JERSEY

DATE	OPPONENT	RESULT
12/14	vs. Kansas State	W - 67-61

2008-09 • SEC/BIG EAST CHALLENGE
CINCINNATI, OHIO

DATE	OPPONENT	RESULT
12/18	at Cincinnati	L - 75-63

2009-10 • SEC/BIG EAST CHALLENGE
TAMPA, FLORIDA

DATE	OPPONENT	RESULT
12/10	vs. DePaul	W - 76-45

2013-14 • SEC/BIG 12 CHALLENGE
STARKVILLE, MISSISSIPPI

DATE	OPPONENT	RESULT
12/05	TCU	L - 71-61

2019-20 • BIG 12/SEC CHALLENGE
OKLAHOMA CITY, OKLAHOMA

DATE	OPPONENT	RESULT
01/25	at Oklahoma	L - 63-62

**HISTORY - TEAM RECORD BY DECADE****MISSISSIPPI STATE IN THE 1910'S**

SEASON	OVERALL		SEC		SEC OVERALL FINISH	SEC DIVISION FINISH	AP/COACHES FINAL RANKING	COACH
	W-L	PCT	W-L	PCT				
1908-09	5-5	.500						T.H. Werner
TOTALS	5-5	.500						

MISSISSIPPI STATE IN THE 1910'S

SEASON	OVERALL		SEC		SEC OVERALL FINISH	SEC DIVISION FINISH	AP/COACHES FINAL RANKING	COACH
	W-L	PCT	W-L	PCT				
1910-11	2-4	.333						W.D. Chadwick
1911-12	9-0	1.000						E.C. Hayes
1912-13	11-1	.917						E.C. Hayes
1913-14	13-2	.867						E.C. Hayes
1914-15	8-6	.571						E.C. Hayes
1915-16	11-5	.688						E.C. Hayes
1916-17	6-4	.600						E.C. Hayes
1918-19	4-3	.571						E.C. Hayes
TOTALS	64-25	.719						

MISSISSIPPI STATE IN THE 1920'S

SEASON	OVERALL		SEC		SEC OVERALL FINISH	SEC DIVISION FINISH	AP/COACHES FINAL RANKING	COACH
	W-L	PCT	W-L	PCT				
1919-20	12-5	.706						E.C. Hayes
1920-21	10-6	.625						E.C. Hayes
1921-22	12-10	.545						E.C. Hayes
1922-23	15-4	.789						E.C. Hayes
1923-24	13-8	.619						E.C. Hayes
1924-25	14-9	.609						K.P. Gatchell
1925-26	14-8	.636						Bernie Bierman
1926-27	17-7	.708						Bernie Bierman
1927-28	13-7	.650						Ray G. Dauber
1928-29	8-15	.348						Ray G. Dauber
TOTALS	128-79	.618						

MISSISSIPPI STATE IN THE 1930'S

SEASON	OVERALL		SEC		SEC OVERALL FINISH	SEC DIVISION FINISH	AP/COACHES FINAL RANKING	COACH
	W-L	PCT	W-L	PCT				
1929-30	5-8	.385						Ray G. Dauber
1931-32	5-10	.333						Ray G. Dauber
1932-33	6-13	.316	3-9	.250	12th			Ray G. Dauber
1933-34	8-11	.421	4-8	.333	T-9th			Edwin Hale
1934-35	12-6	.667	5-5	.500	7th			Edwin Hale
1935-36	11-6	.647	9-5	.643	4th			Frank Carideo
1936-37	15-9	.625	6-7	.462	9th			Frank Carideo
1937-38	9-12	.429	7-9	.438	8th			Frank Carideo
1938-39	8-12	.400	5-10	.333	T-10th			Frank Carideo
TOTALS	79-87	.476	39-53	.424				

MISSISSIPPI STATE IN THE 1940'S

SEASON	OVERALL		SEC		SEC OVERALL FINISH	SEC DIVISION FINISH	AP/COACHES FINAL RANKING	COACH
	W-L	PCT	W-L	PCT				
1939-40	9-6	.600	4-5	.444	9th			Stanfield Hitt
1940-41	12-10	.545	6-6	.500	8th			Stanfield Hitt
1941-42	13-7	.650	9-6	.600	6th			Stanfield Hitt
1942-43	14-8	.636	13-7	.650	4th			Stanfield Hitt
1944-45	5-13	.278	2-9	.182	T-10th			Stanfield Hitt
1945-46	5-14	.263	3-13	.188	12th			Stanfield Hitt
1946-47	10-11	.476	4-9	.308	T-9th			Stanfield Hitt
1947-48	6-12	.333	6-10	.375	T-8th			Paul Gregory
1948-49	4-13	.235	3-12	.200	12th			Paul Gregory
TOTALS	78-94	.453	50-77	.394				



MISSISSIPPI STATE IN THE 1950'S

SEASON	OVERALL			SEC		SEC OVERALL FINISH	SEC DIVISION FINISH	AP/COACHES FINAL RANKING	COACH
	W-L	PCT	W-L	PCT					
1949-50	7-11	.389	6-10	.375	10th				Paul Gregory
1950-51	3-16	.158	2-12	.143	12th				Paul Gregory
1951-52	12-11	.522	4-10	.286	10th				Paul Gregory
1952-53	9-10	.474	5-8	.385	T-7th				Paul Gregory
1953-54	11-10	.524	5-9	.357	T-8th				Paul Gregory
1954-55	6-17	.261	2-12	.143	12th				Paul Gregory
1955-56	12-12	.500	6-8	.429	T-6th				Babe McCarthy
1956-57	17-8	.680	9-5	.643	T-3rd			15/NR	Babe McCarthy
1957-58	20-5	.800	9-5	.643	T-3rd			15/NR	Babe McCarthy
1958-59	24-1	.960	13-1	.929	1st			3/6	Babe McCarthy
TOTALS	121-101	.545	61-80	.433					

MISSISSIPPI STATE IN THE 1960'S

SEASON	OVERALL			SEC		SEC OVERALL FINISH	SEC DIVISION FINISH	AP/COACHES FINAL RANKING	COACH
	W-L	PCT	W-L	PCT					
1959-60	12-13	.480	5-9	.357	9th				Babe McCarthy
1960-61	19-6	.760	11-3	.786	1st			NR/25	Babe McCarthy
1961-62	24-1	.960	13-1	.929	T-1st			4/4	Babe McCarthy
1962-63	22-6	.786	12-2	.857	1st			6/7	Babe McCarthy
1963-64	9-17	.346	4-10	.286	11th				Babe McCarthy
1964-65	10-16	.385	6-10	.375	8th				Babe McCarthy
1965-66	14-11	.560	10-6	.625	T-3rd				Joe Dan Gold
1966-67	14-11	.560	8-10	.444	T-5th				Joe Dan Gold
1967-68	9-17	.346	5-13	.278	8th				Joe Dan Gold
1968-69	8-17	.320	6-12	.333	9th				Joe Dan Gold
TOTALS	141-115	.551	80-76	.513					

MISSISSIPPI STATE IN THE 1970'S

SEASON	OVERALL			SEC		SEC OVERALL FINISH	SEC DIVISION FINISH	AP/COACHES FINAL RANKING	COACH
	W-L	PCT	W-L	PCT					
1969-70	6-18	.250	3-15	.167	10th				Joe Dan Gold
1970-71	15-10	.600	9-9	.500	T-4th				Kermit Davis
1971-72	13-13	.500	6-12	.333	T-7th				Kermit Davis
1972-73	11-15	.423	4-14	.222	T-9th				Kermit Davis
1973-74	16-10	.615	8-10	.444	7th				Kermit Davis
1974-75	9-17	.346	5-13	.278	8th				Kermit Davis
1975-76	13-13	.500	6-12	.333	8th				Kermit Davis
1976-77	14-13	.519	6-12	.333	T-6th				Kermit Davis
1977-78	18-9	.667	13-5	.722	2nd				Ron Greene
1978-79	19-9	.679	11-7	.611	T-3rd				Jim Hatfield
TOTALS	134-127	.513	71-109	.394					

MISSISSIPPI STATE IN THE 1980'S

SEASON	OVERALL			SEC		SEC OVERALL FINISH	SEC DIVISION FINISH	AP/COACHES FINAL RANKING	COACH
	W-L	PCT	W-L	PCT					
1979-80	13-14	.481	7-11	.389	T-6th				Jim Hatfield
1980-81	8-19	.296	3-15	.167	10th				Jim Hatfield
1981-82	8-19	.296	4-14	.222	9th				Bob Boyd
1982-83	17-12	.586	9-9	.500	T-4th				Bob Boyd
1983-84	9-19	.321	4-14	.222	9th				Bob Boyd
1984-85	13-15	.464	9-9	.500	T-5th				Bob Boyd
1985-86	8-22	.267	3-15	.167	10th				Bob Boyd
1986-87	7-21	.250	3-15	.167	10th				Richard Williams
1987-88	14-15	.483	6-12	.333	T-8th				Richard Williams
1988-89	13-15	.464	7-11	.389	8th				Richard Williams
TOTALS	110-171	.391	55-125	.306					

**HISTORY • TEAM RECORD BY DECADE****MISSISSIPPI STATE IN THE 1990'S**

SEASON	OVERALL			SEC		SEC OVERALL FINISH	SEC DIVISION FINISH	AP/COACHES FINAL RANKING	COACH
	W-L	PCT	W-L	PCT					
1989-90	16-14	.533	7-11	.389	T-7th				Richard Williams
1990-91	20-9	.690	13-5	.722	T-1st			21/18	Richard Williams
1991-92	15-13	.536	7-9	.438	T-7th	4th • West			Richard Williams
1992-93	13-16	.448	5-11	.313	T-9th	5th • West			Richard Williams
1993-94	18-11	.621	9-7	.563	T-5th	3rd • West			Richard Williams
1994-95	22-8	.733	12-4	.750	T-2nd	T-1st • West		18/12	Richard Williams
1995-96	26-8	.765	10-6	.625	2nd	1st • West		19/4	Richard Williams
1996-97	12-18	.400	6-10	.375	T-7th	T-3rd • West			Richard Williams
1997-98	15-15	.500	4-12	.250	11th	T-5th • West			Richard Williams
1998-99	20-13	.606	8-8	.500	T-6th	T-3rd • West			Rick Stansbury
TOTALS	177-125	.586	81-83	.494					

MISSISSIPPI STATE IN THE 2000'S

SEASON	OVERALL			SEC		SEC OVERALL FINISH	SEC DIVISION FINISH	AP/COACHES FINAL RANKING	COACH
	W-L	PCT	W-L	PCT					
1999-2000	14-16	.467	5-11	.313	T-9th	T-5th • West			Rick Stansbury
2000-01	18-13	.581	7-9	.438	T-8th	T-4th • West			Rick Stansbury
2001-02	27-8	.771	10-6	.625	T-2nd	2nd • West		17/21	Rick Stansbury
2002-03	21-10	.677	9-7	.563	T-4th	1st • West		20/NR	Rick Stansbury
2003-04	26-4	.867	14-2	.875	1st	1st • West		8/13	Rick Stansbury
2004-05	23-11	.676	9-7	.563	5th	3rd • West			Rick Stansbury
2005-06	15-15	.500	5-11	.313	T-9th	4th • West			Rick Stansbury
2006-07	21-14	.600	8-8	.500	T-5th	T-1st • West			Rick Stansbury
2007-08	23-11	.676	12-4	.750	T-2nd	1st • West			Rick Stansbury
2008-09	23-13	.639	9-7	.563	T-5th	3rd • West			Rick Stansbury
TOTALS	211-115	.647	88-72	.550					

MISSISSIPPI STATE IN THE 2010'S

SEASON	OVERALL			SEC		SEC OVERALL FINISH	SEC DIVISION FINISH	AP/COACHES FINAL RANKING	COACH
	W-L	PCT	W-L	PCT					
2009-10	24-12	.667	9-7	.563	T-4th	T-1st • West			Rick Stansbury
2010-11	17-14	.548	9-7	.563	T-4th	2nd • West			Rick Stansbury
2011-12	21-12	.636	8-8	.500	T-6th				Rick Stansbury
2012-13	10-22	.312	4-14	.222	T-12th				Rick Ray
2013-14	14-19	.424	3-15	.167	14th				Rick Ray
2014-15	13-19	.406	6-12	.333	T-11th				Rick Ray
2015-16	14-17	.452	7-11	.389	11th				Ben Howland
2016-17	16-16	.500	6-12	.333	12th				Ben Howland
2017-18	25-12	.676	9-9	.500	T-7th				Ben Howland
2018-19	23-11	.676	10-8	.556	T-6th				Ben Howland
TOTALS	177-154	.535	71-103	.399					

MISSISSIPPI STATE IN THE 2020'S

SEASON	OVERALL			SEC		SEC OVERALL FINISH	SEC DIVISION FINISH	AP/COACHES FINAL RANKING	COACH
	W-L	PCT	W-L	PCT					
2019-20	20-11	.645	11-7	.611	T-4th				Ben Howland

Note: Mississippi State did not have a basketball team during the 1909-10, 1917-18, 1930-31 and 1943-44 seasons.



T.H. WERNER • 1909	
1 SEASON • 5-5	
SEASON	W-L
1908-09	5-5
W.D. CHADWICK • 1911	
1 SEASON • 2-4	
SEASON	W-L
1910-11	2-4
E.C. HAYES • 1912-24	
12 SEASONS • 124-54	
SEASON	W-L
1911-12	9-0
1912-13	11-1
1913-14	13-2
1914-15	8-6
1915-16	11-5
1916-17	6-4
1917-18	No Team • World War I
1918-19	4-3
1919-20	12-5
1920-21	10-6
1921-22	12-10
1922-23	15-4
1923-24	13-8
K.P. GATCHELL • 1925	
1 SEASON • 14-9	
SEASON	W-L
1924-25	14-9
BERNIE NIERMAN • 1926-27	
2 SEASONS • 31-15	
SEASON	W-L
1925-26	14-8
1926-27	17-7
RAY G. DAUBER • 1928-33	
5 SEASONS • 37-53	
SEASON	W-L
1927-28	13-7
1928-29	8-15
1929-30	5-8
1930-31	No Team
1931-32	5-10
1932-33	6-13
EDWIN HALE • 1934-35	
2 SEASONS • 20-17	
SEASON	W-L
1933-34	8-11
1934-35	12-6
FRANK CARIDEO • 1936-39	
4 SEASONS • 43-39	
SEASON	W-L
1935-36	11-6
1936-37	15-9
1937-38	9-12
1938-39	8-12

STANFIELD HITT • 1940-47	
7 SEASONS • 68-69	
SEASON	W-L
1939-40	9-6
1940-41	12-10
1941-42	13-7
1942-43	14-8
1943-44	No Team • World War II
1944-45	5-13
1945-46	5-14
1946-47	10-11
PAUL GREGORY • 1948-55	
8 SEASONS • 58-100	
SEASON	W-L
1947-48	6-12
1948-49	4-13
1949-50	7-11
1950-51	3-16
1951-52	12-11
1952-53	9-10
1953-54	11-10
1954-55	6-17
BABE MCCARTHY • 1956-65	
10 SEASONS • 169-85	
SEASON	W-L
1955-56	12-12
1956-57	17-8
1957-58	20-5
1958-59	24-1
1959-60	12-13
1960-61	19-6
1961-62	24-1
1962-63	22-6
1963-64	9-17
1964-65	10-16
NCAA • 1	
1963	
JOE DAN GOLD • 1966-70	
5 SEASONS • 51-74	
SEASON	W-L
1965-66	14-11
1966-67	14-11
1967-68	9-17
1968-69	8-17
1969-70	6-18
KERMIT DAVIS • 1971-77	
7 SEASONS • 91-91	
SEASON	W-L
1970-71	15-10
1971-72	13-13
1972-73	11-15
1973-74	16-10
1974-75	9-17
1975-76	13-13
1976-77	14-13
RON GREENE • 1978	
1 SEASON • 18-9	
SEASON	W-L
1977-78	18-9

JIM HATFIELD • 1979-81	
3 SEASONS • 40-42	
SEASON	W-L
1978-79	19-9
1979-80	13-14
1980-81	8-19
NIT • 1	
1979	
BOB BOYD • 1982-86	
5 SEASONS • 55-87	
SEASON	W-L
1981-82	8-19
1982-83	17-12
1983-84	9-19
1984-85	13-15
1985-86	8-22
RICHARD WILLIAMS • 1987-98	
12 SEASONS • 191-163	
SEASON	W-L
1986-87	7-21
1987-88	14-15
1988-89	13-15
1989-90	16-14
1990-91	20-9
1991-92	15-13
1992-93	13-16
1993-94	18-11
1994-95	22-8
1995-96	26-8
1996-97	12-18
1997-98	15-15
NCAA • 3	
1991 • 1995 • 1996	
NIT • 2	
1990 • 1994	
RICK STANSBURY • 1999-2012	
14 SEASONS • 293-166	
SEASON	W-L
1998-99	20-13
1999-2000	14-16
2000-01	18-13
2001-02	27-8
2002-03	21-10
2003-04	26-4
2004-05	23-11
2005-06	15-15
2006-07	21-14
2007-08	23-11
2008-09	23-13
2009-10	24-12
2010-11	17-14
2011-12	21-12
NCAA • 6	
2002 • 2003 • 2004 • 2005 • 2008 • 2009	
NIT • 5	
1999 • 2001 • 2007 • 2010 • 2012	

MISSISSIPPI STATE BASKETBALL HISTORY

Overall Seasons	108
All-Time On-Court • Overall Record	1445-1209 • 1428-1209
All-Time On-Court • Overall Winning Percentage	.544 • .542
SEC Seasons	87
All-Time On-Court • Overall SEC Record	607-785 • 602-785
All-Time On-Court • Overall SEC Winning Percentage	.436 • .434
SEC Regular Season Titles	6
Seasons	1959 • 1961 • 1962 • 1963 • 1991 • 2004
SEC Western Division Titles	7
Seasons	1995 • 1996 • 2003 • 2004 • 2007 • 2008 • 2010
SEC Tournament Appearances	59
SEC Tournament Record • Winning Percentage	32-56 • .364
SEC Tournament Titles	3
Seasons	1996 • 2002 • 2009
NCAA Tournament Appearances	11 • 1963 • 1991 • 1995 • 1996
Seasons	2002 • 2003 • 2004 • 2005 • 2008 • 2009 • 2019
NCAA Record	11-11 • .500
NCAA Best Finish	1996 • Final Four • Syracuse
NIT Appearances	9 • 1979 • 1990 • 1994 • 1999
Seasons	2001 • 2007 • 2010 • 2012 • 2018
NIT Record	10-9 • .526
NIT Best Finish	2007 & 2018 • Final Four • West Virginia & Penn State

COACH • OVERALL WINS • ON-COURT

RK	COACH	SEASONS	WINS
1	Rick Stansbury	1999-2012	293
2	Richard Williams	1987-98	191
3	Babe McCarthy	1956-65	169
4	E.C. Hayes	1912-24	124
5	Ben Howland	2016-Present	98
6	Kermit Davis	1971-77	91
7	Stanfield Hitt	1940-47	68
8	Paul Gregory	1948-55	58
9	Bob Boyd	1982-86	55
10	Joe Dan Gold	1966-70	51

COACH • SEC WINS • ON-COURT

RK	COACH	SEASONS	WINS
1	Rick Stansbury	1999-2012	122
2	Richard Williams	1987-98	89
3	Babe McCarthy	1956-65	88
4	Kermit Davis	1971-77	44
5	Ben Howland	2016-Present	43
6	Stanfield Hitt	1940-47	41
7	Paul Gregory	1948-55	33
8	Joe Dan Gold	1966-70	32
9	Bob Boyd	1982-86	29
10	Frank Carideo	1936-39	27

COACH • OVERALL WINNING PERCENTAGE • ON-COURT

RK	COACH	RECORD	PCT
1	E.C. Hayes	124-54	.697
2	Bernie Bierman	31-15	.674
3	Ron Greene	18-9	.667
4	Babe McCarthy	169-85	.665
5	Rick Stansbury	293-166	.638
6	K.P. Gatchell	14-9	.609
7	Ben Howland	98-67	.594
8	Edwin Hale	20-17	.541
9	Richard Williams	191-163	.540
10	Frank Carideo	43-39	.524

COACH • SEASONS COACHED • ON-COURT

RK	COACH	RECORD	SEASONS
1	Rick Stansbury	293-166	14
2	Richard Williams	191-163	12
	E.C. Hayes	124-54	12
4	Babe McCarthy	169-85	10
5	Paul Gregory	58-100	8
6	Kermit Davis	91-91	7
	Stanfield Hitt	68-69	7
8	Ben Howland	98-67	5
	Bob Boyd	55-87	5
	Joe Dan Gold	51-74	5
	Ray G. Dauber	37-53	5

COACH • GAMES COACHED • ON-COURT

RK	COACH	RECORD	GAMES
1	Rick Stansbury	293-166	459
2	Richard Williams	191-163	354
3	Babe McCarthy	169-85	254
4	Kermit Davis	91-91	182
5	E.C. Hayes	124-54	178
6	Ben Howland	98-67	165
7	Paul Gregory	58-100	158
8	Bob Boyd	55-87	142
9	Stanfield Hitt	68-69	137
10	Joe Dan Gold	51-74	125

COACH • SEC WINNING PERCENTAGE • ON-COURT

RK	COACH	RECORD	PCT
1	Ron Greene	13-5	.722
2	Babe McCarthy	88-54	.620
3	Rick Stansbury	122-102	.545
5	Ben Howland	43-47	.478
4	Frank Carideo	27-31	.466
6	Richard Williams	89-113	.441
7	Stanfield Hitt	41-55	.427
8	Edwin Hale	9-13	.409
9	Jim Hatfield	21-33	.389
10	Joe Dan Gold	32-56	.364

—A—

Adams, John	1979-80
Ado, Abdul	2018-19-20
Alexander, J.H.	1917 • 1919
Allen, Donnell	1981
Anderson, Greg	1992-93
Anderson, M.G.	1921-22-23
Anderton, Bill	1963-64
Applewhite, Dre	2014
Armstrong, C.H.	1935-36-37
Arnold, J.O.	1946
Ashmore, Jim	1954-55-56-57
Augustus, Kodi	2008-09-10-11
Austin, K.W.	1924
Austin, Mario	2001-02-03

—B—

Bailey, Elgin	2008-09-10-11
Bailey, Shellie	1956-57-58
Ball, Jeff	1981-82
Ballard, Bernard	1986-87
Barbarian, J.T.	1916
Barber, Charlie	1967-68
Baylot, Kevin	1987
Beard, V.G.	1939-40-41
Beckham, Twany	2009 • 2011
Beedle, Barry	1970-71
Begley, Billy	2004-05 • 2007-08
Bennett, Bingham	1955
Bennett, Errol	2003-04
Benock, Riley	2008-09-10-11
Berkshire, Jack	1960-61-62
Berry, P.H.	1926-27-28
Biggs, Hays	1948
Biggs, Herb	1965-66-67
Biglane, O.J.	1915-16
Billups, T.J.	1997 • 1999-2000-01
Black, Donnie	1969-70-71
Black, Oliver	2015
Black, Scott	1991-92
Blakeney, Anthony	1986-87
Blalock, Harold	1952-53-54
Blanton, E.R.	1907
Bledsoe, Jr., E.F.	1942-43, '47
Bledsoe, W.S.	1943
Bloodman, Trivante	2013-14-15
Bolen, Brandon	2008-09 • 2011
Boler, Michael	2003-04-05-06
Bonner, T.W.	1936-37
Borchert, Colin	2013-14
Bost, Dee	2009-10-11-12
Boswell, Tyrus	1999-2000-01
Bouldin, Jack	1970-71-72
Bower, W.R.	1919-20
Bowers, Timmy	2001-02-03-04
Boykin, Reginald	1986-87-88-89
Branch, Donald	1948 • 1950
Branch, Elmo	1951-52-53
Brandon, C.N.	1916-17
Brinker, Stan	1962-63-64
Brock, J.N.	1946
Brooks, George	1992-93-94

Brown, Louie	1956
Brown, Raymond	1985-86
Brown, Rickey	1977-78-79-80
Brown, R.N.	1932
Brunson, M.	1923
Bruss, Bob	1972
Bryant, Brian	2011-12
Bryant, L.B.	1920-21-22-23
Bryant, Norman	1954-55
Bryant, R.B.	1925-26-27
Bryant, Rod	2008-09
Bullard, Marcus	1995-96
Burkes, H.	1929-30
Burns, Cameron	1989-90-91
Burns, J.S.	1919
Burruss, M.T.	1945
Burrow, James	1950-51-52
Burse, Brad	1994
Bury, P.H.	1926-27-28
Buse, Dennis	2003-04
Butler, Isaiah	2015
Butts, Devin	2020
Byrne, Tony	1956-57

—C—

Cain, Lex	1950
Cameron, C.B.	1922-23
Campbell, C.	1916
Campbell, Marcus	2002-03-04-05
Cannon, Seth	2003 • 2005
Carpenter, J.R.	1946
Carr, Brandon	2000-01-02
Carroll, Ryan	1999-2000
Cartee, Larry	1964
Carter, Greg	1988-89-90-91
Carter, Tyson	2017-18-19-20
Cassibry, Slim	1933-34-35
Catha, L.C.	1924
Catledge, H.E.	1937-38
Caveness, Gary	1982-83-84-85
Caveness, Gerald	1953-54
Chadwick, A.R.	1912
Chadwick, E.B.	1927-28
Chambers, F.W.	1939
Chapman, Tony	1983
Chatham, Gene	1960-61-62
Cherry, John	1952-53-54-55
Chisolm, F.N.	1907
Chisolm, W.C.	1945
Chrestman, James	1949-50
Chumbler, Bill	1965
Clapp, Jimmy	1970
Clark, Chris	1989
Clark, S.J.	1925
Clarke, L.E.	1914-15
Clayton, D.G.	1919
Clayton, Reed	2012
Clayton, Tate	2018-19-20
Cochran, R.F.	1933-34-35
Coleman, Don	1974-75-76-77
Coleman, John	1955
Collier, Gerarld	1991
Collums, W.T.	1929

Combs, Bill	1970-71-72
Conway, Jr., Eustace	1940-41-42
Cooke, George	1952-53-54
Cooley, J.A.	1922
Cooper, S.F.	1912
Cooper, S.J.	1950
Corbell, Dean	1951
Courtney, Joe	1988-89
Cowherd, Stephen	2003
Craig, Walter V.	1939-40-41
Creed, Dale	1966
Crews, Charlie	1965-66-67
Cunningham, Tyson	2012-13-14
Cupit, Martin	1974 • 1976-77

—D—

Daley, Dan	1954
Daley, Glenn	1951 • 1953
Daley, Willard	1948-49-50
Dampier, Erick	1994-95-96
Daniels, Travis	2015-16
Datcher, E.J.	2017-18-19
Davis, Drew	2017-18
Davis, Fred	1958
Davis, Jacoby	2014
Davis, Kermit	1957-58-59
Davis Jr., Kermit	1981-82
Davis, K.F.	1915
Davis, V.W.	1913-14-15
Davis, W.P.	1916-17
Dean Jr., Joe	1974-75-76
Dean, Tom	1949
Delk, Reginald	2006-07
Delk, Richard	2006-07
Dille, A.B.	1912
Dillon, Ervin	1985-86
Domingue, David	1991-92-93-94
Dorsey, Marlon	1994
Duncan, Wayne	1953-54-55-56
Dunlap, Maurice	2015

—E—

Edmond, Tony	1987
Edmondson, Jamall	2005-06
Edmondson, McKie	1995-96-97-98
Edwards, James	1960-61
Embry, Vince	1992-93-94-95
Ervin, Gary	2004-05
Ethridge, Bill	1954-55-56-57
Evans, Chuck	1992-93



—F—

Farris, Dave	1973-74
Feazell, KeyShawn	2018-19-20
Ferguson, Hill	1952
Ferriss, Dave	1941
Filgo, L.C.	1916
Fisher, Bill	1979
Fisher, Dale	1958-59
Fitzgerald, Larry	1977-78
Fletcher, J.F.	1911
Floyd, Jr., D.B.	1945
Frazier, Winsome	2002-03-04-05
Frederick, Max	1959-60
Freeman, Billy	1953
Fry, Larry	1973-74-75
Furman, H.B.	1909

—G—

Gaddy, T.L.	1914-15-16-17
Galloway, W.H.	1935-36
Gammel, J.D.	1961
Gann, B.V.	1946
Gardner, Guy	2001-02
Garmon, J.H.	1915-16-17
Garrett, W.D.	1945-46
Garrison, Elmer	1909
Gaspard, Gary	1979
Gatchell, K.P.	1921-22-23-24
Gay, Christopher	2009
Gholar, Michael	1999-2000-01-02
Gilleland, R.V.	1913
Glasgow, Dave	1960-61-62
Glenn, W.R.	1941
Goffer, Roy	2001-02
Gold, Joe Dan	1961-62-63
Goodridge, Vernon	2006-07
Gordon, Jamont	2006-07-08
Granato, Mike	1990
Grant, Marcus	1992-93-94-95
Graves, Jerry	1959-60-61
Gray, T.J.	2018-19
Green, Michael	1981
Gregory, Paul	1930
Griffith, Ward	1998-99-2000-01
Grim, Greg	1978-79-80
Grissom, W.C.	1937-38-39
Guyton, John	1968-69-70

—H—

Haarman, Dale	1973
Hale, P.A.	1909
Hall, Chris	1985-86-87-88-89
Hall, Lorena	1976-77
Hamilton, Bennie	1996
Hamilton, Tang	1998-99-2000-01
Hampton, Walt	1969-70-71
Hansbrough, Ben	2007-08
Hardy, S.L.	1909
Hargett, Herb	1950-51
Harper, Ontario	2001-02-03 • 2005
Harris, J.C.	1928-29
Harris, V.M.	1927

Harrison, G.P.	1939-40
Hartley, Glenn	1967
Hartness, R.A.	1926-27-28
Hartsfield, Doug	1988-89-90-91
Harvey, Ken	1984-85
Hatch, Gale	1959
Hatfield, Willie	1955
Hayes, Jack	1949
Heiden, John	1956-57-58
Hemphill, Howard	1964-65
Henderson, Hubert	1985-86-87
Herard, Schnider	2017
Hildreth, Kelvin	1983-84
Hodges, Randy	1969-70-71
Hogue, Paul	1972
Holcombe, Jacquiese	2009
Holland, J.I.	1917
Holliday, G.W.	1928-29-30
Hollingshead, Levaime	1955
Holman, Aric	2016-17-18-19
Holmes, Calvin	1978-79
Holmes, Carter	2016
Honore, T.J.	1994-95
Hood, Ricky	1979-80
Hood, Rodney	2012
Hooker, Gary	1976-77-78
Hooper, Keith	1990-91
Horne, L.T.	1933
House, Jr., C.B.	1933-34-35
Houston, Demetrious	2015-16
Houston, Jack	1952-53-54-55
Houston, Jerrell	2006
Howard, B.W.	1946
Howard, W.L.	1943
Howell, Bailey	1957-58-59
Hudek, Dave	1974 • 1976-77
Hughes, J.E.	1941-42-43
Hughes, L.H.	1920-21-22-23
Hughes, W.L.	1920
Hughes, Whit	1995-96-97-98
Hull, Charles	1958-59-60
Hutchison, John	1958-59-60
Hutton, Doug	1962-63-64
Hyché, Bart	1996-97-98-99

—I—

Ignerski, Michal	2002-03
Iupe, Joseph	2007-08

—J—

Jackson, Antonio	2000-01
Jackson, Kenny	1981-82-83-84
Jackson, Marvin	1948-49-50
Jackson, Robert	1999-2000-01
Jenkins, Jerry	1973-74-75
Jennings, Morley	1911
Jobe, Jett	2016
Johnson, Brian	2008-09
Johnson, E.C.	1929-30
Johnson, Emmitt	1980
Johnson, Jeffery	2015
Johnson, Lloyd	1956-57

Johnson, Roqueez	2012-13-14-15
Johnson, Ravern	2008-09-10-11
Johnston, Glenn	1952
Jones, Courtney	1950
Jones, Derrick	1997-98
Jones, Dontae'	1996
Jones, E.B.	1925-26-27
Jones, E.W.	1925-26
Jones, Jr., W.J.	1947
Jones, Warren	1999
Jordan, Randy	1979-80
Junkin, Andrew	2020

—K—

Kamphuis, Bill	1977-78-79
Kantner, John	1974-75
Keeton, Jerry	1957-58-59
Kegler, Mario	2017
Kelly, Keith	1987-88
Kilcline, Mike	1978-79
Kimbrell, Jerry	1956
King, Don	1967-68-69
King, Elias	2020
Kinney, H.C.	1912 • 1914-15
Knarr, Rich	1973-74-75-76
Koroneos, Taki	1972-73-74
Kusnierz, Terry	1972-73-74

—L—

Ladner, Dennis	1950
Laird, R.F.	1920-21-22 • 1925
Lamb, John	1911-12-13
Lamon, Fred	1950-51
Lawyer, Terry	1997
Lee, Larry	1963
Lemon, Wayne	1956-57
Lesley, Steve	1980
Lewis, Marc	1999
Lewis, Terry	1980-81-82-83
Lewis, Wendell	2010-11-12-13
Lockhart, Greg	1986-87-88-89
Looney, Kent	1980
Lucado, F.M.	1930
Luczak, Taylor	2009-10-11-12

—M—

Magee, W.J.	1912-13
Malone, Jeff	1980-81-82-83
Margenthaler, Don	1958
Marshall, Joe	1999
Martin, Danny	1967-68
Martin, Jim	1968-69-70
Martin, Mike	1972
Martin, Rembert	1984
Masters, Todd	1958
Mattox, Jim	1968-69-70
McArthur, Harry	1914-15
McCaskill, Todd	1984-85
McClellan, Howard	1952
McDougal, Lloyd	1942-43 • 1945
McElveen, M.	1928-29
McKellar, Walt	1987
McMahon, R.J.	1937-38-39
McRaney, Mike	1957-58-59
McWilliams, D.E.	1915-16-17
McWilliams, W.K.	1917-18
Meredith, A.J.	1926-27
Meredith, W.R.	1926-27-28
Merritt, Todd	1988-89-90-91
Miller, D.C.	1907
Miller, Jr., W.S.	1942-43
Mingee, E.W.	1911-12-13
Mitchell, Leland	1961-62-63
Mitchell, Willie	1909
Mitchell, W.M.	1942
Molinar, Iverson	2020
Moore, A.F.	1939-40-41
Moore, R.A.	1938
Moore, Bruce	1981-82
Moore, Tevin	2014
Moore, Trey	1997-98
Moraes, A.F.	1911
Morgan, Wesley	2003-04-05-06
Morris, J.T.	1921-22
Morris, Nate	1991-92
Moss, Rick	1975-76-77-78
Mott, Don	1957
Moultrie, Arnett	2012
Mundie, James	1977
Myer, C.S.	1924
Myles, Todd	1998-99-2000

—N—

Nash, Dudley	1953-54-55-56
Ndoye, Fallou	2015-16
Nettles, W.R.	1942-43 • 1947
Newman, Malik	2016
Nichols, Aubrey	1962-63-64
Nichols, Carl	1988-89-90-91
Nichols, Chancellor	1988-89
Nicholson, Jim	1948-49-50
Niemann, Dave	1974
Nix, J.C.	1938
Noble, C.R. "Dudy"	1913-14-15
Noble, L.W.	1921-22-23
Norris, B.E.	1923-24-25
Norwood, Jeff	1982-83-84-85

—O—

Oakley, G.E.	1932
Oakley, George	1960-61-62
Oduro, Prince	2020
Owens, Billy	1951-52
Osby, Romero	2009-10

—P—

Pappenheimer, William	1929
Parker, Charles	2010-11-12
Pate, B.D.	1929
Patterson, Marckell	1999-2000-01-02
Patterson, Reggie	2016
Payne, Buddy	1977-78 • 1980
Payne, Tom	1966-67-68
Pearce, A.T.	1943
Pearson, Johnny	1970-71-72
Peck, Wiley	1976-77-78-79
Peevey, Mack	1946-47-48-49
Perkins, H.G.	1921-22-23-24
Perkins, L.W.	1934
Perry, Al	1975-76-77-78
Perry, Reggie	2019-20
Person, Richard	1983-84
Peters, Lamar	2017-18-19
Peters, Mark	1985-86-87
Peterson, Ira	1990-91
Peyton, Tim	1981-82
Pierre, Butch	1981-82-83-84
Pillow, G.D.	1933 • 1935-36
Pinkston, J.F.	1907
Pittman, Jr., O.W.	1936-37-38
Pogue, Bill	1953
Posey, Don	1963-64-65
Post, Quinten	2020
Pounds, Wayne	1956
Power, Shane	2004-05
Presley, K.B.	1932
Price, Baxter	2010-11-12-13
Price, Brian	1994-95
Prince, F.M.	1930
Prophet, R.L.	1907
Pruett, Allan	1968

—R—

Raper, John	1948
Ray, Boo	1994-95
Ray, Jim	1948-49
Ready, I.J.	2014-15-16-17
Redding, David	1997-98
Reese, R.	1916
Reeves, T.C.	1930 • 1932
Reule, P.A.	1913
Reynolds, H.H.	1943 • 1947
Rhodes, Charles	2005-06-07-08
Richardson, Spencer	1980
Ricks, W.B.	1926-27-28
Riek, John	2010-11
Rimmer, Bernard	2006-07
Ritchey, Jerry	1955-56
Robbins, J.K.	1914
Robbins, John	1950

Robbins, F.W.	1917
Roberts, Lawrence	2004-05
Roberts, Oral	1998-99
Robinson, Chauncey	1983-84-85-86
Robinson, Tony	1984-85
Rogers, J.H.	1915-16
Rogers, Lester	1966
Rowan, Bill	1955
Rula, Davis	1996
Russell, Bob	1970-71

—S—

Sapen, John	1965-66-67
Schneider, Bill	1969-70-71
Schuberth, Tom	1979-80-81
Shapiro, Bob	1973-74-75
Sharpe, Walter	2005-06
Sherling, Rankin	1997
Shows, Bobby	1961-62-63
Sidney, Renardo	2011-12
Sikes, D.O.	1923-24-25
Simmons, J.M.	1909
Simmons, R.E.	1911
Singer, Alex	1959-60-61
Singleton, Bill	1972-73-74
Singleton, Nick	2017-18
Sitton, David	1971
Slater, Dietric	2004-05-06-07
Smith, Brad	1990-91-92
Smith, C.G.	1907
Smith, DeVille	2012
Smith, Early	1997
Smith, Ed	1958
Smith, Lincoln	2000 • 2002-03-04
Smith, Paul	1964-65-66
Smith, Quentin	1997-98 • 2000-01
Smith, Shaun	2011-12
Snyder, H.L.	1943 • 1947
Solomon, Carlene	1942-43 • 1947
Spraggins, H.F.	1940-41-42
Stainbrock, Max	1948
Stapleton, Xavian	2017-18
Staley, Elijah	2016
Steele, Jalen	2011-12-13
Steele, M.D.	1938
Steinwedel, Steve	1973-74-75
Steinwinder, R.L.	1907
Stelmach, Piotr	2004-05-06-07
Stevens, Eric	1992-93
Stewart, Barry	2007-08-09-10
Stewart Jr., D.J.	2020
Stidham, Corey	2000-01-02
Stokes, H.A.	1946
Stone, H.L.	1924-25-26
Stone, O.P.	1935-36-37
Stone, Willie	1934
Storm, Mitchell	2018-19-20
Stroman, Jeff	1973-74-75-76
Stroud, W.D.	1961-62-63
Strugg, Joe	2017
Stubbs, H.T.	1939-40
Sword, Craig	2013-14-15-16
Sylvester, C.W.	1932
Sylvester, E.P.	1927

—T—

Tables, Clyde	1985 • 1987
Taylor, Jim	1964
Taylor, L.B.	1932-33
Taylor, Tracy	1984-85-86-87
Thomas, D.J.	1945-46
Thomas, Ebb	1911
Thomas, Fred	2013-14-15-16
Thomas, Roger	1959-60
Thomas, Vandale	1993-94-95
Thompson, B.J.	1942-43
Thompson, Joe	1948
Treleven, P.W.	1915
Treloar, Jr., J.C.	1938
Tribble, Frank	1948-49-50
Turman, O.L.	1925
Turner, N.	1923-24
Turner, Phil	2008-09-10
Tyler, Charles	1952

—U—

Usher, Ted	1958-59
------------	---------

—V—

Vance, Coyte	1950-51-52
Vance, Phil	1965-66
Varnado, Jarvis	2007-08-09-10
Varnado, Norwood	1949 • 51
Vernon, J.V.	1919-20
Vincent, Branden	2003-04
Vosburgh, Mike	1971-72-73

—W—

Wade, Chuck	1967-68-69
Waits, F.A.	1933-34
Walden, Buddy	1965-66-67
Walker, Boyce	1929-30 • 1932
Walker, Bubba	1968-69-70
Walker, Johnny	1992-93
Wall, J.S.	1945-46
Walters, A.H.	1946-47-48
Walters, J.F.	1935-36-37
Walters, Russell	1994-95-96
Walton, Jay	1992 • 1994-95-96
Ward, R.B.	1936-37
Ware, Gavin	2013-14-15-16
Washington, Gary	1965-66-67
Washington, Manuel	1967-68-69
Washington, Miles	2017
Washington, Tyrone	1996-97-98-99
Watkins, Jeff	1972-73
Watson, Orien	1991-92-93
Watts, Alton	1948-49
Watts, Tony	1989-90-91-92
Weatherspoon, Nick	2018-19-20
Weatherspoon, Quindary	2016-17-18-19
Webster, Horatio	1997-98
Wells, Billy	1952-53-54
Wells, Kalpatrick	1980-81-82-83
Wentz, Bob	1952-53

Wesson, Malcolm	1971-72-73
West, B.G.	1938-39
Weston, Barry	1976
White, Detrick	1998-99
White, Ray	1976-77-78-79
White, Ron	1980-81
Whyte, Mack	1961-62
Whyte, Mackey	1981-82-83-84
Willcutt, Sammy	1970-71
Williams, Dave	1966-67-68
Williams, Richie	1963-64-65
Williams, Taylor	1975-76
Wilsford, F.C.	1939-40-41
Wilson, Bubba	1993-94-95-96
Wilson, Darryl	1994-95-96
Wilson, De'Runnya	2014
Wilson, Johnny	1970-71-72
Wilson, W.P.	1921-22
Wofford, Jack	1963-64
Wood, Hoyt	1950-51-52
Woodard, Robert	1987-88-89-90
Woodard II, Robert	2019-20
Wright, C.B.	1932
Wright, Eli	2017-18
Wright, Walter	1975-76-77-78
Wulff, Jeff	1984 • 1986

—Y—

Young, Jack	1993-94-95
-------------	------------

—Z—

Zimmerman, Derrick	2000-01-02-03
Zuppardo, Johnny	2016

—0—

Jalen Steele	2011-12-13
Maurice Dunlap	2015
Nick Weatherspoon	2018-19-20

—00—

Darryl Wilson	1994-95-96
---------------	------------

—1—

Charles Rhodes	2005
Richard Delk	2006-07
Jacquiese Holcombe	2009
Renardo Sidney	2010-11-12
Fred Thomas	2013-14-15-16
Lamar Peters	2017-18
Reggie Perry	2019-20

—2—

Jerrell Houston	2005-06
Ravenn Johnson	2008-09-10-11
Andre Applewhite	2013-14
Demetrius Houston	2015-16
Eli Wright	2017-18
Lamar Peters	2019
Elias King	2020

—3—

Bill Fisher	1979-80
Butch Pierre	1981-82-83-84
Marlon Dorsey	1994
Marcus Bullard	1995-96
Detrick White	1999
Dennis Buse	2003
Billy Begley	2004-05-06-07-08
Dee Bost	2009-10-11-12
Colin Borchert	2013-14
Trivante Bloodman	2015
Xavian Stapleton	2017-18
D.J. Stewart Jr.	2019-20

—4—

Tom Schubert	1979-80-81
Gary Caveness	1982-83-84-85
T.J. Honore	1994
Vandale Thomas	1995
T.J. Billups	1997-98-99-2000-01
Lawrence Roberts	2004-05
Barry Stewart	2007
Twany Beckham	2009-10-11
Rodney Hood	2012
Trivante Bloodman	2013-14
Johnny Zuppardo	2015-16
Mario Kegler	2017
T.J. Gray	2019
Devon Butts	2020

—5—

John Adams	1979-80
Tim Peyton	1981-82
Kenny Jackson	1983
Ken Harvey	1984-85
Trey Moore	1997-98
Todd Myles	1999-2000
Jamall Edmondson	2005-06
Romero Osby	2009-10
Wendell Lewis	2013
Isaiah Butler	2015
Joe Strugg	2016-17
Mitchell Storm	2018-19
Iverson Molinar	2020

—10—

John Kantner	1975
Ray White	1976-77
James Mundie	1978
Jeff Norwood	1983-84-85
Bernard Ballard	1986-87
Brad Smith	1990-91-92
Vandale Thomas	1993-94
T.J. Honore	1995
Rankin Sherling	1997
Brett Wilkin	1998
Roy Goffer	2001-02
Errol Bennett	2003-04
Joseph Lupe	2007-08
Christopher Gay	2009
Shaun Smith	2010-11-12
Dallas Prater	2014
Jeffery Johnson	2015
Carter Holmes	2016
Tate Clayton	2018-19-20

—11—

Sammy Willcutt	1969-70
Martin Cupit	1974
Al Perry	1975-76-77-78
Tony Chapman	1983
Kenny Jackson	1984
Chris Hall	1985-86-87-88-89
Gerald Collier	1991
Marlon Dorsey	1993
Boo Ray	1994-95
Terry Lawryer	1997
Antonio Jackson	2000-01
Marcus Campbell	2002-03
Gary Ervin	2004-05
Ben Hansbrough	2007-08
Reed Clayton	2012
Jacoby Davis	2013-14
Quindary Weatherspoon	2016-17-18-19

—12—

Lorenza Hall	1976
Larry Fitzgerald	1978
Rembert Martin	1984-85
Reginald Boykin	1986-87-88-89
Orien Watson	1990-91-92-93

Brad Burse	1994
Todd Myles	1998
Seth Cannon	2003 • 2005
Charles Parker	2010-11-12
De'Runnya Wilson	2014-15
Drew Davis	2017-18
Robert Woodard II	2019-20

—13—

Ray White	1978-79
Kenny Jackson	1981-82
Chauncey Robinson	1983-84-85-86
Tony Edmond	1987
Mike Granato	1990
Ward Griffith	1998-99-2000-01
Kristers Zeidaks	2012
Tevin Moore	2014
Xavian Stapleton	2016
Nick Singleton	2017-18
Reggie Miller	2020

—14—

Guy Gardner	2001-02
Stephen Cowherd	2003
Dennis Buse	2004
Rod Bryant	2008-09
Elijah Staley	2015
Malik Newman	2016

—15—

David Niemann	1974
Gary Hooker	1977-78
Randy Jordan	1979-80
Jeff Ball	1982
Greg Lockhart	1986-87-88-89
Whit Hughes	1995-96-97-98
Joe Marshall	1999
Timmy Bowers	2001-02-03-04
Riley Benock	2008-09-10-11
Baxter Price	2012-13
I.J. Ready	2014-15-16-17
T.J. Gray	2018
Prince Oduro	2019-20

—20—

Walter Wright	1978
Hubert Henderson	1985-86-87
Doug Hartsfield	1988-89-90-91
Chuck Evans	1992-93
Russell Walters	1994-95-96
Armond Wilson	1997
Tang Hamilton	1998-99-2000-01
Corey Stidham	2002
Michael Boler	2003-04-05-06
Phil Turner	2007
Taylor Luczak	2009-10-11-12
Gavin Ware	2013-14-15-16
Miles Washington	2017
Mitchell Storm	2020

—21—

Donnie Black	1969-70-71
Taki Koroneos	1972-73-74
Calvin Holmes	1978-79
Kent Looney	1980
Kermit Davis	1981-82
Richard Person	1983-84
Clyde Tables	1985-86-87-88
Cameron Burns	1989-90-91
George Brooks	1992-93-94
McKie Edmonson	1995-96-97-98
Michael Gholar	1999-2000-01-02
Shane Power	2003-04-05
Brian Johnson	2008
Baxter Price	2010-11
Shawn Long	2012
Reggie Patterson	2016
Justin Rumph	2020

—22—

Doug Hutton	1962-63-64
Phil Vance	1965
Paul Smith	1966
Don King	1967-68-69
Jack Bouldin	1970-71-72
David Farris	1973-74
Martin Cupit	1976-77
Spencer Richardson	1980
Bruce Moore	1981-82
Jeff Wulff	1984-85-86
Keith Kelly	1987-88
Tony Watts	1989-90-91-92
Bart Hyche	1996-97-98-99
Derrick Zimmerman	2000-01-02-03
Dietric Slater	2004-05-06-07
Barry Stewart	2008-09-10
Brian Bryant	2011-12
Fallou Ndoye	2014-15-16
KeyShawn Feazzell	2018-19-20

—23—

Rickey Brown	1977-78-79-80
Greg Carter	1988-89-90-91
David Rula	1995-96
Detrick White	1998
Corey Stidham	2000-01
Winsome Frazier	2002-03-04-05
Charles Rhodes	2006-07-08
Arnett Moultrie	2011-12
Travis Daniels	2015-16
Tyson Carter	2017-18-19-20

—24—

Jeff Malone	1980-81-82-83
Tracy Taylor	1984-85-86-87
Keith Hooper	1990-91
Scott Black	1992
Brian Price	1994-95
Early Smith	1996-97
Marckell Patterson	1998-99-2000-01-02
Reginald Delk	2006-07

Kodi Augustus	2008-09-10-11
Tyson Cunningham	2012-13-14
Jett Jobe	2016
Abdul Ado	2017-18-19-20

—25—

Greg Grim	1978-79-80-81
Jeff Norwood	1982
Tony Robinson	1984-85-86
Robert Woodard	1987-88-89-90
Nate Morris	1991-92
Erick Dampier	1994-95-96
Derrick Jones	1997-98
Tyrus Boswell	1999-2000-01
Wesley Morgan	2002-03-04-05-06
Phil Turner	2008-09-10
Roquez Johnson	2012-13-14-15
Isaac Stansbury	2020

—30—

Ricky Hood	1979-80
Michael Green	1981
Todd Merritt	1988-89-90-91
Whit Hughes	1994
David Redding	1997-98
Bernard Rimmer	2006-07
Wendell Lewis	2010-11-12
Andrew Junkin	2019-20

—31—

Tony Byrne	1956-57
Ted Usher	1958-59
George Oakley	1960-61-62
Larry Lee	1963
Larry Cartee	1964
Buddy Walden	1965-66-67
Allan Pruett	1968
Ervin Dillon	1985-86
Bennie Hamilton	1996
Jack Young	1992-93-94-95
Ontario Harper	2001-02-03-04-05

—32—

Jerry Ritchey	1956
Kermit Davis Sr.	1957-58-59
Jack Berkshire	1960-61-62
Jack Wofford	1963-64
Paul Smith	1965
Phil Vance	1966
Danny Martin	1967-68
Johnny Pearson	1970-71-72
Bob Bruss	1973
Joe Dean Jr.	1974-75-76
Larry Fitzgerald	1977
Carey Kelly	1979
Terry Lewis	1980-81-82-83
Mark Peters	1984-85-86-87
Ira Peterson	1989-90-91
Marcus Grant	1992-93-94-95
Dontaë Jones	1996
Horatio Webster	1997-98

Warren Jones	1999
Brandon Carr	2000-01-02
Branden Vincent	2003-04
Jarvis Varnado	2007-08-09-10
Craig Sword	2013-14-15-16
Quinten Post	2020

—33—

Joe Dan Gold	1961-62
Jim Taylor	1964
Tom Payne	1965-66
Chuck Wade	1967-68-69
Bob Russell	1970-71
Terry Kusnierz	1972-73-74
Walter Wright	1975-76-77
Kelvin Hildreth	1983-84
Anthony Blakeney	1987
Carl Nichols	1988-89-90-91
Bubba Wilson	1992-93-94-95-96
Quentin Smith	1997-98-99-2000-01
Mario Austin	2002-03
Brandon Bolen	2008-09-10-11
DeVille Smith	2012
Kyle Dobbs	2014
Oliver Black	2015

—34—

Jerry Kimbrell	1956
Mike McRaney	1957-58-59
David Glasgow	1960-61-62
Don Posey	1963-64-65
Dale Creed	1966
Charlie Barber	1967-68
Jimmy Clapp	1970
Mike Vosburgh	1972-73
Jeff Stroman	1974-75-76
Gary Gaspard	1979-80
Jeff Ball	1981
Anthony Blakeney	1986
Chancellor Nichols	1988-89
Greg Anderson	1992-93
Lincoln Smith	2000-01-02-03-04
Schneider Herard	2017-18

—35—

John Heiden	1956-57-58
Alex Singer	1959-60-61
Dave Williams	1966-67-68
Bill Schneider	1969-70
Sammy Willcutt	1971
Bob Bruss	1972
Rich Knarr	1973-74-75-76
James Mundie	1977
Vince Embry	1991-92-93-94-95
Aric Holman	2016-17-18-19
Tolu Smith	2020

—40—

Rick Moss	1975-76-77
Eric Stevens	1992-93
Ryan Carroll	1999-2000
Vernon Goodridge	2006-07

—41—

Jim Ashmore	1956-57
John Hutchison	1958-59-60
W.D. Stroud	1961-62-63
Paul Smith	1964
John Sapen	1965-66-67
Randy Hodges	1969-70-71
Paul Hogue	1972-73
Dale Haarman	1974
Taylor Williams	1975-76
Bill Kamphuis	1977
Johnny Walker	1992-93
Piotr Stelmach	2004-05-06-07

—42—

Shellie Bailey	1956-57-58
Roger Thomas	1959-60
Mack Whyte	1961-62
Bill Anderton	1963-64
Jim Gordon	1965-66
Bubba Walker	1967-68-69-70
Malcolm Wesson	1971-72-73
John Kantner	1974
Buddy Payne	1977-78-79-80
Donnell Allen	1981
Kevin Baylot	1987
Joe Courtney	1988-89
David Domingue	1990-91-92-93-94
Tyrone Washington	1996-97-98-99
Trey Sanders	2000
Walter Sharpe	2005-06
Elijah Staley	2016
Jethro Tshisumpa	2019

—43—

Wayne Duncan	1956
Jerry Keeton	1957-58-59
Max Frederick	1960
J.D. Gammel	1961
Aubrey Nichols	1962-63
Bill Chumbler	1965
Lester Rogers	1966
Manuel Washington	1967-68-69
Johnny Wilson	1970
Jeff Watkins	1972-73
Don Coleman	1974-75-76-77

—44—

Lloyd Johnson	1956-57
Charles Hull	1958-59-60
Leland Mitchell	1961-62-63
Gary Washington	1965-66-67
Jim Mattox	1968-69-70
Johnny Wilson	1972

Larry Fry	1973-74-75
Lorenza Hall	1977
Rick Moss	1978
Emmitt Johnson	1980
Mackey Whyte	1981-82-83-84
Walt McKellar	1987
Scott Black	1991
Jay Walton	1992-93-94-95-96
Michal Ignerski	2002-03
Terry Licorish	2004
Jamont Gordon	2006-07-08
Brian Johnson	2009

—45—

Wayne Pounds	1956
Don Mott	1957
Dale Fisher	1958-59
J.D. Gammel	1960
Bobby Shows	1961-62-63
Howard Hemphill	1964-65
Glenn Hartley	1967
Walt Hampton	1969-70
Mike Martin	1972
Jerry Jenkins	1973-74-75
Gary Hooker	1976
Todd McCaskill	1984-85
Oral Roberts	1998-99
Brian Johnson	2007
Elgin Bailey	2008-09-10-11
E.J. Datcher	2017-18-19-20

—50—

Marcus Campbell	2004-05
John Riek	2010-11

—51—

Dudley Nash	1956
Tom Payne	1967-68
Barry Beedle	1970-71
Bill Singletary	1972-73-74
Steve Steinwedel	1975
Dave Hudek	1976-77
Mike Kilcline	1978-79
Ron White	1980-81

—52—

Billy Ethridge	1956
Bailey Howell	1957-58-59
Dale Hathorn	1974

—53—

Wayne Lemon	1956-57
Don Margenthaler	1958
Jerry Graves	1959-60-61
Stan Brinker	1962-63-64
Charlie Crews	1965-66-67
Bill Combs	1970-71-72
David McKenzie	1973
Dave Hudek	1974

—54—

Ed Smith	1958
Max Frederick	1959
Gene Chatham	1960-61-62
Richie Williams	1963-64-65
Jim Martin	1967-68-69-70
Bill Schneider	1971
Bob Shapiro	1972-73-74-75
Wiley Peck	1976-77-78-79
Kalpatrick Wells	1980-81-82-83
Raymond Brown	1985-86
Chris Clark	1988-89-90
Mario Austin	2004

—55—

James Edwards	1960-61
Howard Hemphill	1963
Herb Biggs	1965-66-67
John Guyton	1968-69-70
David Sitton	1971-72
Steve Steinwedel	1973-74
Barry Weston	1976
Bill Kamphuis	1978-79
Robert Jackson	1999-2000-01

—UNKNOWN—

Gale Hatch	1959
Dale Haarman	1973
Jeff Stroman	1973
Steve Lesley	1980
Marc Lewis	1999

Notes

• Above is a listing of all worn uniform numbers by Mississippi State men's basketball players from 1955-56 to the present. Current student-athletes are denoted with bold text.

• Seasons are represented by hyphen and begin with the year's last date. For example, the 2019-20 season is listed as 2020 for a first-time letter-winner or 20 for a returning letterwinner.

• Prior to the 1956-57 season, players were able to wear any number. Current players may wear any of the first five numbers (1-5, 10-15, 20-25, 30-35, 40-45 and 50-55). No uniform number can be larger than 55 may be worn. Players also can wear either 0 or 00 as an option.



SEASON	CAPTAIN(S)	SEASON	CAPTAIN(S)
1909	H.B. Furman	1976	Al Perry
1911	Morley Jennings	1977	Wiley Peck • Al Perry
1912	John Lamb	1978	Wiley Peck • Al Perry
1913	John Lamb	1979	Wiley Peck • Ray White
1914	H.C. Kinney	1980	Rickey Brown
1915	Dudy Noble	1981	Ron White
1916	T.L. Gaddy	1982	Jeff Malone
1917	C.N. Brandon	1983	Jeff Malone
1919	J.H. Alexander	1984	Kelvin Hildreth
1920	J.V. Vernon	1985	Ken Harvey • Jeff Norwood
1921	R.F. Laird	1986	Chauncey Robinson
1922	R.F. Laird	1987-93	Game Captains
1923	M.G. Anderson	1994	David Domingue • Marcus Grant
1924	K.P. Gatchell	1995	Marcus Grant • T.J. Honore
1925	R.F. Laird	1996	Jay Walton • Darryl Wilson
1926	H.L. Stone	1997	Game Captains
1927	R.B. Bryant	1998	Horatio Webster
1928	R.A. Hartness	1999	Bart Hyche • Tyrone Washington • Detrick White
1929	J.C. Harris	2000	T.J. Billups • Todd Myles
1930	G.W. Holliday	2001	T.J. Billups • Antonio Jackson
1932	Boyce Walker	2002	Guy Gardner • Michael Gholar • Derrick Zimmerman
1933	L.B. Taylor	2003	Timmy Bowers • Derrick Zimmerman
1934	F.A. Waits	2004	Timmy Bowers • Branden Vincent
1935	Slim Cassibry	2005	Ontario Harper • Shane Power • Lawrence Roberts
1936	Game Captains	2006	Billy Begley • Jamall Edmondson • Wesley Morgan
1937	O.P. Stone	2007	Billy Begley • Jamont Gordon • Charles Rhodes
1938	O.W. Pittman	2008	Brian Johnson • Barry Stewart • Jarvis Varnado
1939	Game Captains	2009	Dee Bost • Barry Stewart • Jarvis Varnado
1940	Walter V. Craig	2010	Elgin Bailey • Riley Benock
1941	Walter V. Craig	2011	Dee Bost • Brian Bryant • Taylor Luczak
1942	Eustace Conway	2012	Dee Bost
1943	J.E. Hughes	2013	Colin Borchert • Tyson Cunningham • Jalen Steele
1945	Lloyd McDougal	2014	Colin Borchert • Tyson Cunningham Roquez Johnson • Craig Sword
1946	Mack Peevey	2015	Roquez Johnson • Craig Sword
1947	Carlene Solomon	2016	Craig Sword • Gavin Ware
1948	Red Nicholson	2017	I.J. Ready • Quindary Weatherspoon
1949	Mack Peevey	2018	Aric Holman • Quindary Weatherspoon
1950	Herbert Hargett	2019	Abdul Ado • Aric Holman Lamar Peters • Quindary Weatherspoon
1951	Herbert Hargett	2020	Abdul Ado • Tyson Carter • Reggie Perry • Robert Woodard II
1952	Coyte Vance	2021	Abdul Ado • Iverson Molinar • Tolu Smith • D.J. Stewart Jr.
1953	Elmo Branch		
1954	Gerald Caveness		
1955	Jack Houston		
1956	Wayne Duncan		
1957	Jim Ashmore		
1958	Bailey Howell • Jerry Keeton		
1959	Kermit Davis • Bailey Howell • Jerry Keeton		
1960	Jerry Graves • Charles Hull		
1961	Jack Berkshire • Jerry Graves		
1962	Jack Berkshire		
1963	Joe Dan Gold		
1964	Doug Hutton		
1965	Don Posey • Gary Washington		
1966	Paul Smith • Gary Washington		
1967	John Sapen • Gary Washington		
1968	Tom Payne • Dave Williams		
1969	Manuel Washington		
1970	Jim Martin		
1971	Donnie Black		
1972	Jack Bouldin		
1973	Malcolm Wesson		
1974	Terry Kusnierz		
1975	Jerry Jenkins		

**ASSISTANT COACH • SINCE 1955-56**

NAME	SEASONS
Murray Arnold	1979
Bill Ball	1999-2000
Don Beasley	1979
Jack Berkshire	1966-67-68-69-70-71-72-73
John Brady	1983-84-85-86-87-88-89-90
George Brooks	2011-12-13-14-15-16-17-18-19-20-21
Mike Brown	1982
Greg Carter	1996-97-98-99-2000-01
Phil Cunningham	2001-02-03-04-05-06-07-08-09-10-11-12
Kermit Davis	1967-68-69-70
Mike Dill	1974-75-76-77-78
Larry Eustachy	1982-83-84-85-86
Dave Farrar	1980-81-82-83-84
Wes Flanigan	2013-14-15
Marcus Grant	2008-09-10-11-12
Chris Hollender	2013-14-15
Stan Jones	2002
Jerry Keeton	1960
Robert Kirby	1990-91-92-93
	1999-2000-01-02-03-04-05-06-07-08-09-10
Don Maestri	1980
Richard Mathis	1991
Korey McCray	2016-17-18-19-20-21
Larry McKenzie	1971-72-73
Owen Miller	1995-96-97
Wiley Peck	1981
Ralph Radford	1994-95
Duane Rebol	1987-88-89
Ray Ross	1979-80
John Sherman	1998
Jerry Simmons	1956-57-58-59-60-61-62-63-64-65-66
Julius Smith	1987-88-89
Rick Stansbury	1990-91-92-93-94
Ricky Stone	1992-93-94
Jimmy Taylor	1980
Jim Tillet	1990
Terry Truax	1982-83
Sam Weaver	2003-04
Mark White	2005-06-07
Richard Williams	1985-86
Denny Wright	1981
Ernie Zeigler	2016-17-18-19-20-21

ASSOCIATE COACH • SINCE 1973-74

NAME	SEASONS
Steve Newton	1974-75-76-77-78
Rick Stansbury	1995-96-97-98

FRESHMAN COACH • 1956-73

NAME	SEASONS
Jack Berkshire	1966-67-68-69-70-71-72
Donnie Black	1973
James Edwards	1962
J.D. Gammel	1962-63
Joe Dan Gold	1964-65
John Hutchison	1961
Doug Hutton	1965
Bobby Shows	1964
Jerry Simmons	1956-57-58-59-60

GRADUATE ASSISTANT • SINCE 1971-72

NAME	SEASONS
Alfred Aboya	2017-18
Tevin Baskin	2019-20
Donnie Black	1973
John Brady	1977
Donovan Castro	2016
Jalen Courtney	2016
Phil Cunningham	1992
Ed Davis	1989-90
Kermit Davis, Jr.	1983-84
Joe Dean, Jr.	1977
David Domingue	1995-96
David Draper	1991
Emmanuel Egeh	2021
Dave Farris	1976
Philip Hatch	1987
Bailey Howell	1972
Edgar Jeffries	1978-79
Kermit Koenig	1985-86
Nick Lagroone	2013-14
Jeff Norwood	1987
Butch Pierre	1985-86
Baxter Price	2019
Bo Rodriguez	2017-18
Gerdarius Troutman	2021
Mike Vosburgh	1974
Arthur Zeno	1999-2000
Derrick Zimmerman	2019-20

DIRECTOR/COORDINATOR OF OPERATIONS • SINCE 2002-03

NAME	SEASONS
Talvis Franklin	2008-09-10-11-12
Adam Gordon	2013-14-15
Marcus Grant	2005-06-07
Jason Ludwig	2016
Michael Moynihan	2017-18-20-21
Tanner Smith	2019
Mark White	2003-04

VIDEO COORDINATOR • SINCE 2012-13

NAME	SEASONS
Adam Bauman	2013-14-15
Jalen Courtney	2017-18
Michael Moynihan	2016
Josh Pierre	2019

DIRECTOR OF SCOUTING/ANALYTICS • SINCE 2019-20

NAME	SEASONS
John Janovsky	2020
Derrick Zimmerman	2021

STUDENT ASSISTANT • 1988-97

NAME	SEASONS
George Brooks	1996
Keith Hooper	1992
Jason McKay	1991-92
Tracy Taylor	1988
Darryl Wilson	1997

ATHLETIC TRAINER • SINCE 1958-59

NAME	SEASONS
Ryan Dotson	2015-16-17-18
Straton Karatassos	1975-76-77-78-79-80-81
Jay Logan	1994-95-96-97-98-99-2000-01-02
Scott Johnson	2003-04-05-06-07-08-09-10-11-12-13-14
W.J. Luchsinger	1959-60-61-62-63-64-65
Doug May	1974
Paul Mock	1982-83-84-85-86-87-88-89-90-91-92-93
Leroy Mullins, Jr.	1966-67-68-69-70-71-72-73
Seth Tisdale	2019-20-21

STRENGTH & CONDITIONING COACH • SINCE 1977-78

NAME	SEASONS
Richard Akins	1990-91-92-93-94-95-96-97-98-99-2000-01-02-03 2006-07-08-09-10-11-12-13-14-15
Collin Crane	2018-19-20-21
David Deets	2016-17
Robert Egley	1986-87
John Lamberth	1978-79-80-81
C.J. Lottinger	1988-89
Shannon Patterson	2004-05
Robert Smith	1982-83-84-85

SPORTS INFORMATION DIRECTOR • SINCE 1946-47

NAME	SEASONS
Riley Adair	1987
Bo Carter	1975-76-77-78-79-80-81-82-83-84-85-86
Matt Dunaway	2019-20-21
Gregg Ellis	2009-10-11-12-13-14-15-16-17-18
Bob Hartley	1947-48-49-50-51-52-53-54-55-56-57-58-59-60-61-62 1963-64-65-66-67-68-69-70-71-72-73-74
David Rosinski	1988-89-90-91-92-93-94-95-96-97-98-99 2000-01-02-03-04-05-06-07-08

SECRETARY/ADMINISTRATIVE ASSISTANT • SINCE 1989-90

NAME	SEASONS
Toni Black	1993-94-95-96-97-98-99-2000-01-02-03
Suzanne Cook	2007-08-09-10-11-12-13-14-15-16
Genja Jamison	2004
Karin Lee	2005-06
Margaret McMullen	1992
Mallorie Smith	2020-21
Kelly Stewart	2017-18-19
Vicki Walker	1990-91

ACADEMIC COUNSELOR • SINCE 1990-91

NAME	SEASONS
Sidney Ball	2014
Sawyer Bowering	2015-16-17-18-19-20-21
Linda Buehler	1994-95-96-97-98-99-2000-01-02
Lynda Moore	2003-04-05-06-07-08-09-10-11-12-13
Danny More	1991-92-93

**HISTORY • ALL-TIME SERIES RECORDS • BY OPPONENT • DIVISION I**

SEC SCHOOL	OVERALL	HOME	AWAY	NEUTRAL	FIRST	LAST	LAST
	W-L	W-L	W-L	W-L	MEETING	MEETING	GAME SCORE
Alabama	77-126	59-38	15-81	3-7	02/06/1913	02/25/2020	W • 80-73
Arkansas	31-33	22-7	8-21	1-5	12/15/1951	02/15/2020	W • 78-77
Auburn	70-78	43-27	23-48	3-4	01/22/1915	01/04/2020	L • 80-68
Florida	51-65	34-22	14-41	3-2	01/10/1936	01/28/2020	W • 78-71
Georgia	56-58	33-18	20-29	3-11	02/26/1932	01/18/2020	W • 91-59
Kentucky	20-98	12-36	5-50	3-12	03/01/1921	02/04/2020	L • 80-72
LSU	102-112	60-39	36-70	6-3	02/06/1909	01/11/2020	L • 60-59
Missouri	9-5	6-1	3-4	0-0	12/07/1974	02/29/2020	W • 67-63
Ole Miss	145-117	96-27	44-85	5-5	02/25/1914	03/07/2020	W • 69-44
South Carolina	23-16	13-4	8-10	2-2	01/25/1992	03/03/2020	L • 83-71
Tennessee	44-85	29-30	11-46	4-9	01/15/1924	02/01/2020	W • 86-73
Texas A&M	7-7	3-2	1-4	3-1	12/20/1963	02/22/2020	L • 87-75
Vanderbilt	51-79	35-23	10-48	6-8	01/25/1922	02/08/2020	W • 80-70
NON-CONFERENCE SCHOOL	OVERALL W-L	HOME W-L	AWAY W-L	NEUTRAL W-L	FIRST MEETING	LAST MEETING	LAST GAME SCORE
Akron	0-2	0-1	0-0	0-1	12/20/2005	11/09/2011	L • 68-58
Alabama-Birmingham • UAB	3-4	1-2	1-2	1-0	12/17/1982	12/06/2003	W • 86-84
Alabama A&M	4-1	4-1	0-0	0-0	11/21/1999	12/30/2012	L • 59-57
Alabama State	4-0	4-0	0-0	0-0	12/18/2006	11/10/2017	W • 96-58
Alcorn State	4-2	3-1	0-0	1-1	03/08/1979	11/26/2018	W • 88-65
Appalachian State	1-0	1-0	0-0	0-0	11/19/2010		W • 76-74
Arizona	2-2	0-0	1-0	1-2	12/29/1970	11/18/2011	W • 67-57
Arizona State	0-2	0-0	0-0	0-2	12/29/1987	11/19/2018	L • 72-67
Arkansas-Pine Bluff	2-0	1-0	0-0	1-0	11/17/1998	11/23/1999	W • 107-67
Arkansas State	9-3	6-1	3-2	0-0	12/08/1950	12/17/2014	L • 69-55
Austin Peay	2-1	2-0	0-1	0-0	01/22/1992	11/09/2018	W • 95-67
Ball State	1-1	1-0	0-1	0-0	12/08/1990	12/03/1991	L • 81-52
Baylor	3-1	1-0	1-0	1-1	12/08/1959	03/18/2018	W • 78-77
Belmont	1-0	1-0	0-0	0-0	11/25/1998		W • 66-65
Bethune-Cookman • BCU	1-0	1-0	0-0	0-0	11/21/2009		W • 67-51
Boise State	1-0	0-0	0-0	1-0	11/18/2016		W • 80-68
Bowling Green	1-1	0-0	0-0	1-1	03/16/1963	12/30/1996	L • 75-59
Bradley	1-0	1-0	0-0	0-0	03/17/2007		W • 101-72
Brigham Young • BYU	2-1	2-0	0-1	0-0	12/06/1994	12/29/2018	W • 103-81
Butler	0-1	0-0	0-0	0-1	03/21/2003		L • 47-46
California • Cal	0-2	0-0	0-1	0-1	12/09/1996	11/13/2000	L • 83-76 • OT
Central Arkansas •UCA	2-0	1-0	0-0	1-0	12/17/1956	12/22/2012	W • 79-72
Central Florida • UCF	0-1	0-0	0-0	0-1	11/17/2016		L • 86-61
Charleston	1-0	1-0	0-0	0-0	12/01/1973		W • 88-64
Charlotte	3-1	1-1	2-0	0-0	12/06/1971	12/10/2008	L • 70-64
Chattanooga	6-4	3-2	2-2	1-0	03/03/1923	11/19/2005	W • 64-48
Chicago State	1-0	1-0	0-0	0-0	12/04/1975		W • 113-81
Cincinnati	3-3	1-0	0-2	2-1	11/30/1979	12/15/2018	W • 70-59
Clemson	1-3	1-1	0-1	0-1	12/19/1981	12/08/2007	W • 82-71
Coastal Carolina	1-0	0-0	1-0	0-0	11/24/2019		W • 81-56
Colgate	1-0	0-0	0-0	1-0	12/02/1994		W • 80-76
Colorado State	0-1	0-0	0-1	0-0	03/10/1999		L • 69-56
Connecticut • UConn	2-1	0-0	0-1	2-0	12/06/1974	03/22/1996	W • 60-55
Davidson	1-1	0-0	0-0	1-1	12/20/1955	12/29/1965	L • 72-60
Dayton	3-0	1-0	2-0	0-0	12/19/1975	11/30/2018	W • 65-58
Delaware	1-0	0-0	0-0	1-0	12/29/1989		W • 66-65
Denver	1-0	0-0	0-0	1-0	12/28/1956		W • 69-65
DePaul	1-1	0-0	0-0	1-1	12/28/1988	12/10/2009	W • 76-45
Detroit	2-1	1-0	1-1	0-0	12/27/1968	12/17/2011	W • 80-75
Drake	2-0	1-0	1-0	0-0	12/22/1990	12/10/1991	W • 79-50
Duke	2-1	0-0	2-0	0-1	01/11/1937	03/20/2005	L • 63-55
East Carolina • ECU	3-0	1-0	1-0	1-0	12/29/1972	12/19/1989	W • 72-63
East Tennessee State	1-3	1-2	0-1	0-0	12/09/1987	12/14/2016	L • 67-65
Eastern Kentucky	4-0	2-0	1-0	1-0	12/11/1990	11/07/2011	W • 76-66
Eastern Michigan	1-1	0-0	0-0	1-1	03/15/1991	12/22/1992	W • 74-58
Eastern Washington	1-0	1-0	0-0	0-0	11/13/2015		W • 106-88



NON-CONFERENCE SCHOOL	OVERALL	HOME	AWAY	NEUTRAL	FIRST	LAST	LAST
	W-L	W-L	W-L	W-L	MEETING	MEETING	GAME SCORE
Evansville	1-1	1-0	0-1	0-0	11/30/1974	12/17/1975	L • 85-73
Fairleigh Dickinson	1-0	1-0	0-0	0-0	11/22/2008		W • 84-58
Fairfield	1-0	0-0	0-0	1-0	11/11/2004		W • 53-49
Florida A&M • FAMU	4-0	4-0	0-0	0-0	11/19/2001	11/18/2017	W • 79-48
Florida Atlantic • FAU	2-1	2-1	0-0	0-0	11/30/2010	11/13/2012	W • 78-58
Florida Gulf Coast • FGCU	1-0	1-0	0-0	0-0	12/19/2013		W • 66-53
Florida International • FIU	3-0	2-0	0-0	1-0	12/06/1982	11/05/2019	W • 77-69
Florida State • FSU	5-5	4-1	0-3	1-1	12/10/1951	12/16/2015	L • 90-66
Fresno State	1-1	0-0	0-1	1-0	12/20/1980	12/31/1996	W • 62-60
Furman	4-0	1-0	1-0	2-0	02/23/1920	12/28/1970	W • 84-74
George Mason	1-1	1-0	0-1	0-0	12/30/2005	12/30/2006	L • 63-59
George Washington	2-1	0-0	0-0	2-1	12/28/1963	12/08/1996	L • 57-36
Georgia State	3-0	1-0	1-0	1-0	12/16/2001	12/04/2016	W • 82-60
Georgia Tech	13-16	6-5	5-6	2-5	02/25/1922	12/19/1974	L • 64-61
Green Bay	1-0	1-0	0-0	0-0	11/20/2017		W • 77-68
Gonzaga	0-1	0-0	0-0	0-1	11/22/1997		L • 70-68
Hartford	1-0	1-0	0-0	0-0	11/11/2018		W • 77-59
Hawaii	2-2	0-0	1-1	1-1	12/21/1968	12/25/2010	L • 68-57
Holy Cross	1-0	0-0	0-0	1-0	12/21/2005		W • 76-75
Houston	2-5	1-1	1-3	0-1	12/28/1962	12/19/2009	W • 70-64
Houston Baptist	1-0	1-0	0-0	0-0	12/22/1973		W • 85-74
Idaho	1-1	0-0	0-0	1-1	12/29/1986	12/29/1999	W • 86-81
Illinois-Chicago • UIC	1-0	0-0	0-0	1-0	12/22/2001		W • 77-74
Indiana	0-1	0-0	0-0	0-1	12/28/1985		L • 74-43
Indiana State	1-1	1-0	0-1	0-0	12/28/1974	12/01/1975	W • 85-82
Iowa	0-2	0-0	0-1	0-1	12/21/1979	12/05/1992	L • 69-54
Iowa State	2-0	0-0	1-0	1-0	12/18/1978	12/18/1979	W • 84-63
Jackson State	5-0	4-0	1-0	0-0	11/27/1984	11/27/2013	W • 58-56
Jacksonville	4-0	3-0	1-0	0-0	12/04/1990	12/23/2014	W • 70-47
Jacksonville State	5-0	2-0	1-0	2-0	12/02/1998	11/26/2017	W • 59-56
James Madison • JMU	1-1	0-1	1-0	0-0	11/30/1996	12/16/1997	W • 73-69
Kansas State	1-3	0-1	0-2	1-0	12/05/1984	12/14/2019	W • 67-61
Kennesaw State	1-0	1-0	0-0	0-0	11/14/2013		W • 78-55
Kent State	1-0	1-0	0-0	0-0	12/30/2019		W • 96-68
Lafayette	1-0	0-0	0-0	1-0	01/05/2008		W • 77-53
Lehigh	0-1	0-1	0-0	0-0	11/25/2016		L • 87-73
Liberty	1-1	0-0	0-0	1-1	12/19/2005	03/22/2019	L • 80-76
Little Rock	4-1	3-1	1-0	0-0	12/09/1995	12/20/2017	W • 64-48
LIU Brooklyn	1-0	0-0	0-0	1-0	12/04/1992		W • 61-52
Long Beach State	2-0	1-0	0-0	1-0	12/20/1975	11/16/2018	W • 79-51
Louisiana-Lafayette • ULL	11-4	4-1	3-1	4-2	12/04/1961	11/23/2002	L • 79-76
Louisiana-Monroe • ULM	14-2	8-2	4-0	2-0	01/27/1962	11/14/2019	W • 62-45
Louisiana Tech	10-5	7-2	3-2	0-1	01/23/1948	12/05/2019	L • 74-67
Louisville	2-3	0-0	2-2	0-1	12/11/1950	03/20/2018	W • 79-56
Loyola - Chicago	1-2	1-0	0-1	0-1	03/15/1963	12/01/2013	W • 65-64 • OT
Loyola Marymount	2-0	1-0	1-0	0-0	11/13/2006	12/19/2007	W • 85-54
Marquette	0-1	0-0	0-0	0-1	11/20/2012		L • 89-62
Marshall	0-1	0-0	0-1	0-0	12/17/1961		L • 95-69
Maryland	3-0	0-0	0-0	3-0	02/26/1926	12/29/1961	W • 64-62
Maryland Eastern Shore	1-0	1-0	0-0	0-0	01/02/2014		W • 77-63
Massachusetts • UMass	0-1	0-1	0-0	0-0	03/13/2012		L • 101-96 • 2OT
McNeese State	7-2	5-1	0-1	2-0	11/25/1985	12/04/2018	W • 90-77
Memphis	11-13	2-2	7-7	2-4	02/07/1947	03/23/2008	L • 77-74
Mercer	5-1	4-0	0-1	1-0	02/13/1913	12/10/1988	W • 74-63
Miami - Florida	2-3	0-1	1-0	1-2	12/13/1957	11/19/2015	L • 105-79
Miami - Ohio	0-2	0-0	0-0	0-2	12/28/1968	11/25/2007	L • 67-60
Michigan State	0-1	0-0	0-0	0-1	01/02/1973		L • 90-82
Middle Tennessee	1-0	1-0	0-0	0-0	12/09/1978		W • 85-50
Mississippi Valley State	5-0	5-0	0-0	0-0	11/21/2000	11/17/2014	W • 89-68
Missouri-Kansas City • UMKC	3-2	3-0	0-2	0-2	02/23/1993	12/29/2016	W • 77-54
Missouri State	2-0	0-0	0-0	2-0	11/23/1997	11/22/2015	W • 84-70
Monmouth	1-0	0-0	0-0	1-0	03/19/2004		W • 85-52

**HISTORY • ALL-TIME SERIES RECORDS • BY OPPONENT • DIVISION I**

NON-CONFERENCE SCHOOL	OVERALL	HOME	AWAY	NEUTRAL	FIRST	LAST	LAST
	W-L	W-L	W-L	W-L	MEETING	MEETING	GAME SCORE
Montana	1-0	0-0	1-0	0-0	12/03/1994		W • 90-85 • 20T
Montana State	1-2	1-0	0-1	0-1	12/13/1967	12/09/2000	W • 81-63
Morehead State	5-0	4-0	1-0	0-0	12/28/1957	12/22/2016	W • 85-76
Murray State	7-2	4-0	3-2	0-0	01/21/1941	12/01/2007	W • 78-61
Nebraska	2-0	1-0	0-0	1-0	12/30/1995	03/14/2018	W • 66-59
New Mexico State	0-1	0-0	0-0	0-1	12/22/2019		L • 58-52
New Orleans	9-1	5-0	2-1	2-0	11/29/1976	11/17/2019	W • 82-59
Nicholls State	6-0	5-0	0-0	1-0	01/30/1995	12/13/2010	W • 67-58
Norfolk State	1-0	1-0	0-0	0-0	11/11/2016		W • 78-74
North Alabama	3-0	3-0	0-0	0-0	12/11/1982	11/19/2008	W • 102-61
North Carolina - UNC	0-6	0-1	0-0	0-5	03/03/1924	11/19/2012	L • 95-49
North Carolina A&T	1-0	1-0	0-0	0-0	12/12/2010		W • 74-58
North Carolina Central • NC Central	1-0	0-0	0-0	0-0	12/31/2015		W • 71-48
North Carolina State • NC State	1-0	0-0	0-0	1-0	02/27/1926		W • 32-29
North Carolina Wilmington • UNCW	1-1	1-0	0-1	0-0	11/28/1995	12/21/1996	L • 71-54
North Dakota State	1-0	1-0	0-0	0-0	11/30/2017		W • 83-59
North Florida - UNF	1-0	1-0	0-0	0-0	12/30/2017		W • 109-81
North Texas	2-0	1-0	0-0	1-0	12/28/1972	11/27/2011	W • 82-59
Northern Arizona	1-0	0-0	0-0	1-0	12/29/1993		W • 85-64
Northern Colorado	1-0	0-0	0-0	1-0	12/23/2015		W • 93-69
Northwestern	1-0	0-0	0-0	1-0	11/28/1999		W • 70-65
Northwestern State	7-1	5-1	0-0	2-0	12/04/1982	11/28/2016	W • 65-59
Ohio State	0-1	0-0	0-0	0-1	12/27/1990		L • 62-60
Oklahoma - OU	3-1	1-0	1-1	1-0	02/14/1996	01/25/2020	L • 63-62
Old Dominion • ODU	3-2	1-0	1-1	1-1	12/29/1976	11/28/2009	W • 69-55
Oral Roberts • ORU	1-0	0-0	0-0	1-0	12/28/1978		W • 91-69
Oregon	1-0	0-0	0-0	1-0	03/21/2008		W • 76-69
Oregon State	2-1	1-0	0-1	1-0	12/29/1995	12/01/2016	W • 74-57
Pacific	1-0	0-0	0-0	1-0	12/22/1979		W • 65-63
Penn State	1-1	0-0	0-0	1-1	12/28/1997	03/27/2018	L • 75-60
Pittsburgh • Pitt	1-0	0-0	1-0	0-0	03/19/2001		W • 66-61
Portland	1-0	0-0	0-0	1-0	12/29/1980		W • 46-45
Prairie View A&M	2-0	1-0	0-0	1-0	11/29/1991	11/08/2013	W • 71-56
Princeton	1-1	0-0	0-0	1-1	12/28/1965	03/16/1996	W • 63-41
Providence	0-1	0-0	0-1	0-0	12/01/2012		L • 73-63
Purdue	0-1	0-0	0-0	0-1	12/28/1984		L • 77-46
Radford	1-0	1-0	0-0	0-0	12/18/2019		W • 77-68
Rhode Island • URI	1-0	0-0	0-0	1-0	12/18/1971		W • 86-72
Rice	3-0	1-0	2-0	0-0	12/29/1960	11/28/1988	W • 63-61
Richmond	2-2	0-1	1-0	1-1	12/02/2000	11/27/2009	L • 63-62
Rider	1-1	0-1	0-0	1-0	12/29/1979	11/13/2009	L • 88-74
Rutgers	0-1	0-0	0-0	0-1	11/27/1999		L • 74-69
Saint Joseph's	1-3	0-0	0-2	1-1	11/12/1937	12/27/1997	L • 65-58
Saint Louis	1-1	0-0	0-1	1-0	12/09/1950	11/28/2014	W • 75-50
Saint Mary's	2-1	0-0	0-0	2-1	11/19/2004	11/21/2018	W • 61-57
St. Bonaventure	2-0	1-0	1-0	0-0	11/25/2008	12/05/2009	W • 105-53
Sam Houston State	2-0	2-0	0-0	0-0	11/30/1998	11/08/2019	W • 67-58
Samford	25-6	20-3	5-3	0-0	02/11/1920	12/30/1991	W • 72-48
San Diego - USD	2-1	0-1	1-0	1-0	12/30/2008	12/23/2010	W • 69-52
San Jose State	1-1	0-0	0-0	1-1	12/27/1985	12/26/1986	L • 62-57
Santa Clara	3-0	1-0	1-0	1-0	03/17/1995	12/03/2005	W • 82-69 • 0T
South Alabama • USA	12-1	9-0	3-1	0-0	12/01/1969	11/12/2011	W • 80-65
South Carolina State	1-0	1-0	0-0	0-0	12/07/1999		W • 88-58
South Carolina Upstate • USC Upstate	0-1	0-0	0-0	0-1	12/20/2014		L • 53-51
South Florida - USF	3-0	1-0	0-0	2-0	12/10/1971	12/22/2013	W • 71-66
Southeast Missouri State	1-0	1-0	0-0	0-0	12/08/1984		W • 63-56
Southeastern Louisiana	18-1	15-1	1-0	2-0	01/27/1958	12/13/2013	W • 68-62
Southern	0-1	0-1	0-0	0-0	11/16/2015		L • 76-72
Southern Cal • USC	1-0	0-0	1-0	0-0	12/30/1983		W • 57-55
Southern Illinois • Carbondale • SIU	2-2	0-0	1-0	1-2	12/07/1954	11/23/2007	L • 63-49
Southern Illinois • Edwardsville • SIUE	1-0	1-0	0-0	0-0	01/02/1974		W • 86-81
Southern Miss • USM	16-4	6-0	5-1	5-3	12/18/1926	12/23/2017	W • 70-64



NON-CONFERENCE SCHOOL	OVERALL	HOME	AWAY	NEUTRAL	FIRST	LAST	LAST
	W-L	W-L	W-L	W-L	MEETING	MEETING	GAME SCORE
Stanford	1-1	0-0	0-0	1-1	12/21/1999	03/18/2005	W • 93-70
Stephen F. Austin • SFA	1-0	1-0	0-0	0-0	11/22/2017		W • 80-75
Stetson	1-0	1-0	0-0	0-0	01/06/1966		W • 87-76
Syracuse	0-3	0-0	0-0	0-3	12/29/1977	11/18/2004	L • 71-58
Tennessee-Martin • UT Martin	9-1	8-1	0-0	1-0	12/17/1980	12/16/2017	W • 92-61
Tennessee State	1-0	1-0	0-0	0-0	11/12/2010		W • 75-65
Tennessee Tech	4-0	3-0	1-0	0-0	11/26/1990	11/26/1997	W • 83-57
Texas	3-5	2-0	1-1	0-4	12/30/1960	11/21/2012	L • 69-55
Texas Christian • TCU	1-3	1-1	0-1	0-1	12/17/1988	11/29/2014	L • 61-52
Texas A&M-Corpus Christi	2-0	1-0	1-0	0-0	12/02/2006	12/21/2007	W • 95-70
Texas-El Paso • UTEP	1-0	0-0	0-0	1-0	11/20/2016		W • 61-54
Texas-Rio Grande Valley • UTRGV	2-0	2-0	0-0	0-0	11/18/1997	11/24/2009	W • 75-50
Texas-San Antonio • UTSA	1-0	1-0	0-0	0-0	12/04/2012		W • 53-42
Texas Southern	2-0	2-0	0-0	0-0	12/17/1996	12/02/2015	W • 86-73
Texas Tech	0-2	0-0	0-0	0-2	11/29/2008	11/20/2015	L • 74-72
Troy	9-1	9-0	0-1	0-0	12/02/1959	11/09/2012	L • 56-53
Tulane	56-39	27-12	24-26	5-1	02/09/1909	11/21/2019	W • 80-66
Tulsa	0-1	0-1	0-0	0-0	03/21/2001		L • 77-75
UC Irvine	1-0	0-0	0-0	1-0	11/22/2007		W • 68-53
UCLA	1-1	0-0	0-0	1-1	03/23/1995	12/12/2009	W • 72-54
UNLV	0-2	0-0	0-1	0-1	12/30/1980	12/23/2013	L • 82-66
Utah	1-0	0-0	0-0	1-0	03/19/1995		W • 78-64
Utah State	2-1	2-0	0-1	0-0	12/31/2011	11/22/2014	W • 71-63
Valparaiso • Valpo	0-1	0-0	0-0	0-1	11/26/1999		L • 68-59
Vermont	1-0	0-0	0-0	1-0	12/30/1977		W • 79-50
Villanova	0-2	0-0	0-0	0-2	12/28/1993	11/22/2019	L • 83-76
Virginia • UVA	2-1	0-0	0-0	2-1	02/25/1928	12/29/1988	W • 66-64
Virginia Commonwealth • VCU	1-0	0-0	0-0	1-0	03/14/1996		W • 58-51
Virginia Tech	2-7	1-1	0-4	1-2	12/30/1959	12/18/2010	L • 88-57
Wake Forest	1-3	0-0	0-0	1-3	12/19/1955	12/03/1996	L • 74-43
Washington	0-2	0-0	0-0	0-2	12/27/1967	03/19/2009	L • 71-58
Washington State	0-2	0-0	0-0	0-2	11/28/2008	12/22/2010	L • 83-57
West Virginia	1-1	1-0	0-0	0-1	03/27/2007	12/03/2011	W • 75-62
Western Carolina	1-0	1-0	0-0	0-0	11/14/2014		W • 66-56
Western Kentucky	3-3	2-0	1-2	0-1	01/22/1941	01/04/2010	L • 55-52
Wichita State	0-3	0-1	0-2	0-0	12/05/1967	12/10/1986	L • 61-48
Winthrop	0-1	0-1	0-0	0-0	11/18/2006		L • 74-63
Wofford	1-0	1-0	0-0	0-0	12/19/2018		W • 98-87
Wright State	2-0	1-0	0-0	1-0	12/16/2009	12/22/2018	W • 67-63
Wyoming	1-0	0-0	0-0	1-0	12/28/1994		W • 61-57
Xavier • Ohio	4-1	1-0	1-0	2-1	12/29/1962	12/18/2004	W • 80-74

**HISTORY - ALL-TIME SERIES RECORDS - BY OPPONENT - NON DIVISION I**

SCHOOL	OVERALL	HOME	AWAY	NEUTRAL	FIRST	LAST	LAST
	W-L	W-L	W-L	W-L	MEETING	MEETING	GAME SCORE
Albany YMCA • Georgia	0-1	0-0	0-1	0-0	01/03/1925		L - 40-23
Alaska Fairbanks	1-0	0-0	1-0	0-0	11/21/1997		W • 66-64 • 20T
Amory Independents	1-0	1-0	0-0	0-0	01/12/1935		W • 58-21
Arkansas-Monticello	1-0	1-0	0-0	0-0	12/04/1962		W • 90-55
Atlanta Athletic Club • Georgia	1-1	0-0	1-1	0-0	02/05/1924	01/04/1925	L - 29-25
Auburn • Montgomery • Alabama	2-0	2-0	0-0	0-0	12/02/1978	11/27/1981	W • 68-43
Baylor Medical School • Texas	3-0	3-0	0-0	0-0	01/06/1922	12/18/1924	W • 30-15
Birmingham Athletic Club • Alabama	5-3	1-0	4-3	0-0	02/20/1920	02/12/1927	W • 38-33
Birmingham Boys Club • Alabama	0-2	0-2	0-0	0-0	12/16/1927	12/17/1927	L - 32-27
Birmingham YMCA • Alabama	0-1	0-0	0-1	0-0	12/22/1928		L - 32-18
Birmingham YMHA • Alabama	1-0	0-0	1-0	0-0	01/05/1926		W • 44-13
Birmingham-Southern College	8-0	6-0	2-0	0-0	01/09/1926	11/12/2004	W • 55-48
Biscayne College • Florida	1-0	1-0	0-0	0-0	11/26/1977		W • 95-78
Brownsville Athletic Club	1-0	1-0	0-0	0-0	01/22/1909		W • 75-0
Catholic University • Washington DC	1-0	0-0	1-0	0-0	01/13/1937		W • 41-28
Centenary	7-0	5-0	1-0	1-0	11/25/1989	12/22/2009	W • 88-51
Chevrolet All-Stars	0-1	0-0	0-1	0-0	12/23/1925		L - 26-17
Chicago College • Illinois	0-1	0-1	0-0	0-0	01/05/1920		L - 22-20
Christian Brothers • Tennessee	5-0	5-0	0-0	0-0	12/19/1962	12/07/1989	W • 86-51
Clayton State • Georgia	1-0	1-0	0-0	0-0	11/24/2014		W • 59-46
College of Memphis	2-0	2-0	0-0	0-0	01/29/1909	01/30/1909	W • 25-8
Columbus Athletic Club	2-0	1-0	1-0	0-0	01/01/1909	01/24/1909	W • 61-1
Columbus Air Force Base • Mississippi	4-0	2-0	2-0	0-0	01/25/1945	02/05/1946	W • 62-40
Cumberland • Tennessee	2-0	2-0	0-0	0-0	02/01/1916	02/02/1916	W • 42-8
Delta State	15-1	9-1	5-0	1-0	02/05/1935	12/13/1986	W • 68-56
Florida Tech	1-0	1-0	0-0	0-0	02/08/1994		W • 95-61
Fort Benning • Georgia	1-0	0-0	1-0	0-0	01/06/1925		W • 41-38
Hattiesburg YMCA • Mississippi	1-0	0-0	1-0	0-0	12/22/1924		W • 22-19
Illinois Wesleyan	1-0	1-0	0-0	0-0	11/29/1986		W • 83-78
Jonesboro YMCA • Arkansas	0-1	0-0	0-1	0-0	01/18/1919		L - 46-25
Kentucky Wesleyan College	1-0	1-0	0-0	0-0	11/27/1976		W • 89-49
Laurel YMCA • Mississippi	2-0	0-0	2-0	0-0	01/19/1916	12/23/1924	W • 30-25
Louisiana College	8-1	7-0	0-1	1-0	12/12/1959	12/01/1970	W • 73-54
Loyola • New Orleans • Louisiana	5-1	4-0	1-1	0-0	12/21/1926	12/14/1996	W • 98-32
Macan YMCA • Georgia	1-0	0-0	1-0	0-0	01/05/1925		W • 26-24
Mansfield • Pennsylvania	1-0	1-0	0-0	0-0	12/10/1977		W • 74-54
Maryville College • Tennessee	2-0	2-0	0-0	0-0	02/20/1913	02/21/1913	W • 35-18
Memphis YMCA • Tennessee	5-7	4-7	0-0	0-0	01/26/1916	01/05/1929	L - 27-26
Meridian All-Stars • Mississippi	3-0	0-0	3-0	0-0	12/19/1924	01/10/1930	W • 43-17
Meridian College • Mississippi	1-0	0-0	1-0	0-0	01/21/1920		W • 48-31
Mexico City YMCA	1-0	1-0	0-0	0-0	02/18/1937		W • 41-16
Millsaps College • Mississippi	16-2	11-2	4-0	1-0	02/12/1912	01/27/1940	W • 38-28
Mississippi College	54-21	35-10	17-10	2-1	02/05/1909	12/06/1986	W • 86-68
Missouri Western State	1-0	1-0	0-0	0-0	01/27/1976		W • 87-71
Mobile YMCA • Alabama	1-1	0-0	1-1	0-0	01/22/1920	12/22/1926	W • 26-17
Nashville Ramblers • Tennessee	0-2	0-0	0-2	0-0	01/12/1924	12/20/1929	L - 26-14
New Orleans YMCA • Louisiana	0-1	0-0	0-1	0-0	12/10/1909		L - 22-20
North Georgia	1-0	1-0	0-0	0-0	12/09/2017		W • 95-62
Oglethorpe • Georgia	2-0	2-0	0-0	0-0	12/18/1935	12/19/1935	W • 47-26
Ouachita Baptist • Arkansas	1-0	1-0	0-0	0-0	12/10/1948		W • 61-45
Park Aviation Field • Tennessee	0-1	0-0	0-1	0-0	01/19/1919		L - 28-18
Pine Bluff YMCA • Arkansas	0-3	0-0	0-3	0-0	02/05/1921	12/29/1921	L - 26-25
Rhodes College • Tennessee	12-0	7-0	5-0	0-0	01/16/1934	12/06/1958	W • 91-46
Saint Paul's College • Louisiana	1-1	0-0	1-1	0-0	02/10/1915	02/11/1915	W • 32-22
Saint Stanislaus College • Mississippi	2-0	0-0	2-0	0-0	12/20/1924	12/20/1926	W • 31-15
Scranton • Pennsylvania	0-1	0-0	0-1	0-0	01/01/1938		L - 35-34
Sewanee • Tennessee	10-1	7-0	3-1	0-0	01/05/1927	12/08/1972	W • 83-65
Spring Hill College • College	2-0	2-0	0-0	0-0	01/08/1942	12/13/1960	W • 98-75
Tampa • Florida	2-0	1-0	1-0	0-0	02/01/1956	02/15/1957	W • 113-87
The Rail Lites • Tennessee	0-2	0-0	0-2	0-0	01/21/1928	12/21/1928	L - 44-20
Truman State • Missouri	2-0	2-0	0-0	0-0	12/09/1976	12/17/1992	W • 75-48
Union • Tennessee	12-0	10-0	2-0	0-0	02/16/1911	12/05/1960	W • 115-59
Washington • St. Louis • Missouri	0-1	0-0	0-1	0-0	12/06/1954		L - 66-44
Washington & Lee • Virginia	1-0	0-0	0-0	1-0	02/24/1928		W • 44-24
Western New Mexico	1-0	1-0	0-0	0-0	12/05/1987		W • 86-56



AMERICA EAST • AE	2-0
SCHOOL	W-L
Albany	0-0
Binghamton	0-0
Hartford	1-0
Maine	0-0
Massachusetts-Lowell • UMass Lowell	0-0
Maryland-Baltimore County • UMBC	0-0
New Hampshire	0-0
Stony Brook	0-0
Vermont	1-0

AMERICAN ATHLETIC • AAC	80-66
SCHOOL	W-L
Central Florida • UCF	0-1
Cincinnati	3-3
Connecticut • UConn	2-1
East Carolina • ECU	3-0
Houston	2-5
Memphis	11-13
South Florida • USF	3-0
Southern Methodist • SMU	0-0
Temple	0-0
Tulane	56-39
Tulsa	0-1
Wichita State	0-3

ATLANTIC 10 • A10	15-10
SCHOOL	W-L
Davidson	1-1
Dayton	3-0
Duquesne	0-0
Fordham	0-0
George Mason	1-1
George Washington	2-1
LaSalle	0-0
Massachusetts • UMass	0-1
Rhode Island • URI	1-0
Richmond	2-2
Saint Joseph's	1-3
Saint Louis	1-1
St. Bonaventure	2-0
Virginia Commonwealth • VCU	1-0

ATLANTIC COAST • ACC	32-51
SCHOOL	W-L
Boston College	0-0
Clemson	1-3
Duke	2-1
Florida State • FSU	5-5
Georgia Tech	13-16
Louisville	2-3
Miami • Florida	2-3
North Carolina • UNC	0-6
North Carolina State • NC State	1-0
Notre Dame	0-0
Pittsburgh • Pitt	1-0
Syracuse	0-3
Virginia • UVA	2-1
Virginia Tech	2-7
Wake Forest	1-3

ATLANTIC SUN • A-SUN	12-1
SCHOOL	W-L
Florida Gulf Coast • FGCU	1-0
Jacksonville	4-0
Kennesaw State	1-0
Liberty	1-1
Lipscomb	0-0
New Jersey Institute of Technology • NJIT	0-0
North Alabama	3-0
North Florida • UNF	1-0
Stetson	1-0

BIG 12	14-16
SCHOOL	W-L
Baylor	3-1
Iowa State	2-0
Kansas	0-0
Kansas State	1-3
Oklahoma	3-1
Oklahoma State	0-0
Texas	3-5
Texas Christian • TCU	1-3
Texas Tech	0-2
West Virginia	1-1

BIG EAST	7-7
SCHOOL	W-L
Butler	2-1
Creighton	0-0
DePaul	1-1
Georgetown	0-0
Marquette	0-1
Providence	0-1
Seton Hall	0-0
St. John's	0-0
Villanova	0-2
Xavier • Ohio	4-1

BIG SKY	6-3
SCHOOL	W-L
Eastern Washington	1-0
Idaho	1-1
Idaho State	0-0
Montana	1-0
Montana State	1-2
Northern Arizona	1-0
Northern Colorado	1-0
Portland State	0-0
Sacramento State	0-0
Southern Utah	0-0
Weber State	0-0

BIG SOUTH	5-2
SCHOOL	W-L
Campbell	0-0
Charleston Southern	0-0
Gardner-Webb	1-0
Hampton	0-0
High Point	1-0
Longwood	1-0
Presbyterian	0-0
Radford	1-0
South Carolina Upstate • USC Upstate	0-1
UNC Asheville • UNCA	1-0
Winthrop	0-1

BIG TEN	7-8
SCHOOL	W-L
Illinois	0-0
Indiana	0-1
Iowa	0-2
Maryland	3-0
Michigan	0-0
Michigan State	0-1
Minnesota	0-0
Nebraska	2-0
Northwestern	1-0
Ohio State	0-1
Penn State	1-1
Purdue	0-1
Rutgers	0-1
Wisconsin	0-0

BIG WEST	5-2
SCHOOL	W-L
Cal Poly	0-0
Cal State Fullerton	0-0
Cal State Northridge	0-0
Hawaii	2-2
Long Beach State	2-0
UC Davis	0-0
UC Irvine	1-0
UC Riverside	0-0
UC Santa Barbara	0-0

COLONIAL ATHLETIC ASSOCIATION • CAA	4-2
SCHOOL	W-L
Charleston	1-0
Delaware	1-0
Drexel	0-0
Elon	0-0
Hofstra	0-0
James Madison • JMU	1-1
Northeastern	0-0
Towson	0-0
UNC Wilmington • UNCW	1-1
William & Mary	0-0



CONFERENCE USA • C-USA	51-21	MID-AMERICAN • MAC	4-7	NORTHEAST • NEC	2-0
SCHOOL	W-L	SCHOOL	W-L	SCHOOL	W-L
Alabama-Birmingham • UAB	3-4	Akron	0-2	Bryant	0-0
Charlotte	3-1	Ball State	1-1	Central Connecticut State	0-0
Florida Atlantic • FAU	2-1	Bowling Green	1-1	Farleigh Dickinson	1-0
Florida International • FIU	3-0	Buffalo	0-0	LIU Brooklyn	1-0
Louisiana Tech	10-5	Central Michigan	0-0	Mount St. Mary's	0-0
Marshall	0-1	Eastern Michigan	1-1	Robert Morris	0-0
Middle Tennessee	1-0	Kent State	1-0	Sacred Heart	0-0
North Texas	2-0	Miami • Ohio	0-2	Saint Francis • N.Y.	0-0
Old Dominion • ODU	3-2	Northern Illinois	0-0	Saint Francis • Penn.	0-0
Rice	3-0	Ohio	0-0	Wagner	0-0
Southern Miss • USM	16-4	Toledo	0-0		
Texas-El Paso • UTEP	1-0	Western Michigan	0-0		
Texas-San Antonio • UTSA	1-0			OHIO VALLEY • OVC	40-4
Western Kentucky	3-3			SCHOOL	W-L
		MID-EASTERN ATHLETIC • MEAC	10-0	Austin Peay	2-1
HORIZON LEAGUE	6-1	SCHOOL	W-L	Belmont	1-0
SCHOOL	W-L	Bethune-Cookman • BCU	1-0	Eastern Illinois	0-0
Cleveland State	0-0	Coppin State	0-0	Eastern Kentucky	4-0
Detroit	2-1	Delaware State	0-0	Jacksonville State	5-0
Green Bay	1-0	Florida A&M • FAMU	4-0	Morehead State	5-0
Illinois-Chicago • UIC	1-0	Howard	0-0	Murray State	7-2
Indiana-Purdue Indianapolis • IUPUI	0-0	Maryland-Eastern Shore	1-0	Southern Illinois-Edwardsville • SIUE	1-0
Milwaukee	0-0	Morgan State	0-0	Southeast Missouri State	1-0
Northern Kentucky	0-0	Norfolk State	1-0	Tennessee-Martin • UTM	9-1
Oakland	0-0	North Carolina A&T	1-0	Tennessee State	1-0
Wright State	2-0	North Carolina Central • NC Central	1-0	Tennessee Tech	4-0
Youngstown State	0-0	Savannah State	0-0		
		South Carolina State	1-0	PACIFIC 12 • PAC-12	9-13
IVY LEAGUE	1-1	MISSOURI VALLEY • MVC	10-7	SCHOOL	W-L
SCHOOL	W-L	SCHOOL	W-L	Arizona	2-2
Brown	0-0	Bradley	1-0	Arizona State	0-2
Columbia	0-0	Drake	2-0	California • Cal	0-2
Cornell	0-0	Evansville	1-1	Colorado	0-0
Dartmouth	0-0	Illinois State	0-0	Oregon	1-0
Harvard	0-0	Indiana State	1-1	Oregon State	2-1
Pennsylvania • Penn	0-0	Loyola • Chicago	1-2	Southern Cal • USC	1-0
Princeton	1-1	Loyola • Chicago	1-2	Stanford	1-1
Yale	0-0	Missouri State	2-0	UCLA	1-1
		Northern Iowa • UNI	0-0	Utah	1-0
METRO ATLANTIC ATHLETIC • MAAC	2-1	Southern Illinois-Carbondale • SIU	2-2	Washington	0-2
SCHOOL	W-L	Valparaiso • Valpo	0-1	Washington State	0-2
Canisius	0-0			PATRIOT LEAGUE	3-1
Fairfield	1-0	MOUNTAIN WEST	6-6	SCHOOL	W-L
Iona	0-0	SCHOOL	W-L	American	0-0
Manhattan	0-0	Air Force	0-0	Army	0-0
Marist	0-0	Boise State	1-0	Boston	0-0
Monmouth	1-0	Colorado State	0-1	Bucknell	0-0
Niagara	0-0	Fresno State	1-0	Colgate	1-0
Quinnipiac	0-0	Nevada	0-1	Holy Cross	1-0
Rider	0-1	New Mexico	0-0	Lafayette	1-0
Saint Peter's	1-0	San Diego State	0-0	Lehigh	0-1
Siena	0-0	San Jose State	1-1	Loyola • Maryland	0-0
		UNLV	0-2	Navy	0-0
		Utah State	2-1		
		Wyoming	1-0		



SOUTHEASTERN • SEC		686-879
SCHOOL	W-L	
Alabama	77-126	
Arkansas	31-33	
Auburn	70-78	
Florida	51-65	
Georgia	56-58	
Kentucky	20-98	
LSU	102-112	
Missouri	9-5	
Ole Miss	145-117	
South Carolina	23-16	
Tennessee	44-85	
Texas A&M	7-7	
Vanderbilt	51-79	

SOUTHERN • SO CON		43-14
SCHOOL	W-L	
Chattanooga	6-4	
East Tennessee State	1-3	
Furman	4-0	
Mercer	5-1	
Samford	25-6	
The Citadel	0-0	
UNC Greensboro • UNCG	0-0	
Virginia Military Institute • VMI	0-0	
Western Carolina	1-0	
Wofford	1-0	

SOUTHLAND		55-5
SCHOOL	W-L	
Abilene Christian • ACU	0-0	
Central Arkansas • UCA	2-0	
Houston Baptist • HBU	1-0	
Incarnate Word • UIW	0-0	
Lamar	0-0	
McNeese State	7-2	
New Orleans	9-1	
Nicholls State	6-0	
Northwestern State	7-1	
Sam Houston State	2-0	
Southeastern Louisiana	18-1	
Stephen F. Austin • SFA	1-0	
Texas A&M Corpus Christi	2-0	

SOUTHWESTERN ATHLETIC • SWAC		28-4
SCHOOL	W-L	
Alabama A&M	4-1	
Alabama State	4-0	
Alcorn State	4-2	
Arkansas-Pine Bluff	2-0	
Grambling State	0-0	
Jackson State	5-0	
Mississippi Valley State	5-0	
Prairie View A&M	2-0	
Southern	0-1	
Texas Southern	2-0	

SUMMIT LEAGUE		3-0
SCHOOL	W-L	
Denver	1-0	
North Dakota	0-0	
North Dakota State	1-0	
Omaha	0-0	
Oral Roberts • ORU	1-0	
Purdue Fort Wayne	0-0	
South Dakota	0-0	
South Dakota State	0-0	
Western Illinois	0-0	

SUN BELT		64-12
SCHOOL	W-L	
Appalachian State	1-0	
Arkansas State	9-3	
Coastal Carolina	1-0	
Georgia Southern	0-0	
Georgia State	3-0	
Little Rock	4-1	
Louisiana-Lafayette • ULL	11-4	
Louisiana-Monroe • ULM	14-2	
South Alabama • USA	12-1	
Texas-Arlington • UTA	0-0	
Texas State	0-0	
Troy	9-1	

WEST COAST • WCC		13-4
SCHOOL	W-L	
Brigham Young • BYU	2-1	
Gonzaga	0-1	
Loyola Marymount	2-0	
Pacific	1-0	
Pepperdine	1-0	
Portland	0-0	
Saint Mary's	2-1	
San Diego • USD	2-1	
San Francisco • USF	0-0	
Santa Clara	3-0	

WESTERN ATHLETIC • WAC		6-3
SCHOOL	W-L	
Cal Baptist	0-0	
Cal State Bakersfield	0-0	
Chicago State	1-0	
Grand Canyon	0-0	
Missouri-Kansas City • UMKC	3-2	
New Mexico State	0-1	
Seattle	0-0	
Texas-Rio Grande Valley • UTRGV	2-0	
Utah Valley	0-0	

**HISTORY • SEC SERIES RECORDS**

ALABAMA				DATE	RESULT	LOCATION	DATE	RESULT	LOCATION
0 • 77-126	H • 59-38	A • 15-81	N • 3-7						
DATE	RESULT	LOCATION							
02/06/1913	W • 26-21	Starkville	02/06/1946	L • 34-29	Starkville	01/28/1984	L • 74-57	Tuscaloosa	
02/07/1913	W • 21-16	Starkville	02/23/1946	L • 48-40	Tuscaloosa	02/26/1984	W • 74-70	Starkville	
02/13/1914	L • 42-31	Starkville	01/30/1947	L • 56-42	Tuscaloosa	01/03/1985	W • 71-67	Tuscaloosa	
02/14/1914	L • 42-26	Starkville	02/22/1947	W • 37-34	Starkville	02/02/1985	W • 48-46	Starkville	
02/05/1915	W • 35-28	Starkville	01/30/1948	W • 32-31	Starkville	03/07/1985	L • 42-31	Birmingham, AL	
02/06/1915	W • 33-21	Starkville	02/19/1948	L • 55-47	Tuscaloosa	01/02/1986	L • 71-62 • OT	Starkville	
02/19/1915	L • 28-25	Tuscaloosa	02/08/1949	L • 50-45	Tuscaloosa	02/01/1986	L • 72-54	Tuscaloosa	
02/20/1915	L • 31-21	Tuscaloosa	02/22/1949	L • 43-31	Starkville	03/07/1986	L • 77-65	Lexington, KY	
02/04/1916	L • 26-12	Tuscaloosa	12/17/1949	W • 47-44	Starkville	01/03/1987	L • 64-49	Tuscaloosa	
02/05/1916	L • 32-22	Tuscaloosa	02/08/1950	L • 58-38	Tuscaloosa	02/04/1987	L • 76-55	Starkville	
02/18/1916	W • 28-21	Starkville	02/05/1951	L • 75-69	Tuscaloosa	01/09/1988	W • 59-56	Starkville	
02/19/1916	W • 37-23	Starkville	02/16/1952	L • 63-61	Starkville	02/10/1988	L • 61-48	Tuscaloosa	
02/19/1920	W • 23-10	Starkville	02/02/1953	L • 70-58	Tuscaloosa	01/14/1989	L • 97-80	Tuscaloosa	
02/09/1921	W • 25-18	Starkville	01/11/1954	L • 69-52	Starkville	02/15/1989	W • 61-57 • OT	Starkville	
02/10/1921	W • 26-15	Starkville	01/10/1955	L • 99-73	Tuscaloosa	01/13/1990	L • 62-57	Starkville	
02/17/1921	W • 23-16	Tuscaloosa	01/09/1956	L • 87-75	Starkville	02/13/1990	W • 86-74	Tuscaloosa	
02/18/1921	W • 35-13	Tuscaloosa	01/07/1957	L • 83-78	Tuscaloosa	03/09/1990	L • 59-44	Orlando, FL	
01/27/1922	L • 43-10	Tuscaloosa	01/06/1958	W • 46-42	Starkville	01/23/1991	W • 68-59	Starkville	
01/28/1922	L • 30-11	Tuscaloosa	01/05/1959	W • 81-64	Tuscaloosa	02/23/1991	L • 97-72	Tuscaloosa	
02/24/1923	W • 47-31	Starkville	01/04/1960	W • 85-56	Starkville	01/04/1992	L • 78-64	Starkville	
01/07/1924	W • 29-23	Tuscaloosa	01/10/1961	W • 80-63	Tuscaloosa	02/26/1992	L • 79-69	Tuscaloosa	
02/19/1924	L • 45-28	Starkville	01/17/1962	W • 67-40	Starkville	01/23/1993	W • 66-53	Starkville	
01/31/1925	L • 36-28	Tuscaloosa	01/07/1963	L • 77-72 • OT	Tuscaloosa	03/06/1993	L • 92-80	Tuscaloosa	
02/14/1925	L • 33-26	Starkville	01/06/1964	W • 69-56	Starkville	01/29/1994	L • 70-69	Tuscaloosa	
02/22/1926	W • 34-21	Starkville	01/04/1965	W • 96-68	Starkville	03/02/1994	L • 60-49	Starkville	
02/24/1926	W • 28-27	Tuscaloosa	01/11/1965	L • 95-83	Tuscaloosa	01/21/1995	L • 68-64	Tuscaloosa	
02/15/1927	W • 40-24	Starkville	01/25/1966	L • 71-63	Starkville	03/04/1995	W • 71-67	Starkville	
02/18/1927	L • 22-11	Tuscaloosa	02/26/1966	L • 77-76	Tuscaloosa	01/13/1996	L • 56-55	Starkville	
02/12/1928	L • 29-28	Tuscaloosa	12/19/1966	W • 63-59	Starkville	02/24/1996	W • 73-65	Tuscaloosa	
02/18/1928	W • 26-21	Starkville	01/23/1967	L • 91-74	Tuscaloosa	02/01/1997	W • 64-51	Starkville	
02/23/1929	L • 30-28	Tuscaloosa	12/18/1967	L • 80-69	Tuscaloosa	03/01/1997	L • 78-49	Tuscaloosa	
02/25/1929	W • 22-21	Starkville	01/22/1968	W • 72-69	Starkville	01/03/1998	W • 56-52	Tuscaloosa	
02/21/1930	L • 26-22	Tuscaloosa	02/01/1969	W • 68-67 • OT	Starkville	02/25/1998	L • 85-70	Starkville	
02/17/1932	L • 26-25	Starkville	03/05/1969	W • 67-60	Tuscaloosa	01/09/1999	W • 55-50	Tuscaloosa	
02/22/1932	L • 30-23	Tuscaloosa	01/31/1970	L • 95-75	Tuscaloosa	02/03/1999	W • 79-50	Starkville	
02/06/1933	L • 38-36	Starkville	02/28/1970	W • 87-77	Starkville	01/08/2000	L • 77-74 • OT	Tuscaloosa	
02/20/1933	L • 41-16	Tuscaloosa	01/30/1971	W • 71-67 • OT	Starkville	03/04/2000	W • 92-70	Starkville	
02/25/1933	W • 30-25	Atlanta, GA	02/27/1971	L • 79-78 • 3OT	Tuscaloosa	01/13/2001	L • 72-59	Tuscaloosa	
01/29/1934	L • 37-24	Starkville	02/05/1972	L • 77-71	Tuscaloosa	02/07/2001	W • 84-70	Starkville	
02/16/1934	L • 29-28	Tuscaloosa	03/04/1972	W • 97-91 • OT	Starkville	01/19/2002	L • 85-73	Tuscaloosa	
02/24/1934	L • 37-25	Atlanta, GA	02/03/1973	L • 96-86	Tuscaloosa	02/09/2002	W • 76-62	Starkville	
02/22/1935	L • 30-22	Tuscaloosa	03/03/1973	L • 92-87	Starkville	03/10/2002	W • 61-58	Atlanta, GA	
02/23/1935	W • 45-41	Starkville	01/12/1974	L • 85-68	Tuscaloosa	01/15/2003	L • 68-62 • OT	Tuscaloosa	
01/29/1936	W • 33-20	Starkville	02/11/1974	L • 76-74	Starkville	02/26/2003	W • 59-55	Starkville	
02/24/1936	L • 54-19	Tuscaloosa	01/11/1975	L • 86-71	Starkville	02/21/2004	L • 77-73	Starkville	
02/19/1937	L • 32-20	Starkville	02/10/1975	L • 83-68	Tuscaloosa	03/06/2004	W • 82-81 • OT	Tuscaloosa	
02/20/1937	L • 38-25	Tuscaloosa	01/24/1976	L • 92-81	Tuscaloosa	01/18/2005	L • 98-49	Tuscaloosa	
02/22/1938	L • 37-35	Tuscaloosa	02/21/1976	L • 65-61	Starkville	03/05/2005	L • 68-63	Starkville	
02/26/1938	W • 44-37	Starkville	01/15/1977	L • 65-63	Starkville	01/28/2006	L • 65-59	Tuscaloosa	
02/20/1939	L • 38-26	Starkville	02/12/1977	L • 73-69	Tuscaloosa	03/04/2006	W • 71-58	Starkville	
02/27/1939	L • 49-36	Tuscaloosa	01/08/1978	L • 76-59	Tuscaloosa	02/07/2007	L • 80-79	Tuscaloosa	
02/20/1940	L • 34-26	Tuscaloosa	02/04/1978	W • 69-60	Starkville	03/04/2007	W • 91-67	Starkville	
02/23/1940	L • 34-33	Starkville	01/03/1979	L • 87-65	Tuscaloosa	01/19/2008	W • 66-56	Tuscaloosa	
01/30/1941	W • 31-30	Starkville	01/27/1979	L • 68-67	Starkville	02/06/2008	W • 73-66	Starkville	
02/21/1941	L • 32-28	Tuscaloosa	01/02/1980	W • 80-66	Starkville	03/14/2008	W • 69-67 • OT	Atlanta, GA	
02/13/1942	L • 37-27	Tuscaloosa	01/30/1980	L • 80-68	Tuscaloosa	01/14/2009	W • 83-74	Starkville	
02/19/1942	W • 33-32	Starkville	02/28/1980	L • 76-75	Birmingham, AL	02/21/2009	L • 87-85 • 2OT	Tuscaloosa	
02/16/1943	W • 49-41	Starkville	01/07/1981	L • 80-69	Starkville	01/23/2010	L • 62-57	Tuscaloosa	
02/22/1943	L • 47-37	Tuscaloosa	02/04/1981	L • 91-79	Tuscaloosa	02/24/2010	W • 74-66	Starkville	
02/05/1945	L • 55-36	Tuscaloosa	01/06/1982	L • 71-53	Starkville	01/08/2011	L • 75-57	Starkville	
02/24/1945	L • 57-38	Starkville	02/03/1982	L • 66-63	Tuscaloosa	02/02/2011	L • 75-61	Tuscaloosa	
			01/31/1983	W • 78-69	Starkville	01/14/2012	W • 56-52	Starkville	
			02/26/1983	L • 83-58	Tuscaloosa	02/25/2012	L • 67-50	Tuscaloosa	
			03/12/1983	L • 51-50	Birmingham, AL				



DATE	RESULT	LOCATION
01/16/2013	L • 75-43	Starkville
02/20/2013	L • 64-56	Tuscaloosa
01/15/2014	L • 80-61	Tuscaloosa
02/10/2015	L • 55-51	Starkville
02/02/2016	L • 82-80 • OT	Starkville
02/20/2016	W • 67-61	Tuscaloosa
01/03/2017	L • 68-58	Starkville
01/28/2017	L • 71-62	Tuscaloosa
03/09/2017	L • 75-55	Nashville, TN
01/20/2018	L • 68-62	Tuscaloosa
02/06/2018	W • 67-63	Starkville
01/29/2019	L • 83-79	Tuscaloosa
02/12/2019	W • 81-62	Starkville
01/08/2020	L • 90-69	Tuscaloosa
02/25/2020	W • 80-73	Starkville

ARKANSAS

O • 31-33 H • 22-7 A • 8-21 N • 1-5

DATE	RESULT	LOCATION
12/15/1951	W • 79-39	Starkville
12/13/1952	L • 102-71	Fayetteville
01/28/1965	L • 84-69	Jackson, MS
01/27/1966	L • 69-61	Little Rock, AR
12/11/1969	W • 76-74 • OT	Memphis, TN
12/17/1970	W • 69-67	Fayetteville
01/04/1972	W • 78-75	Starkville
12/04/1974	L • 75-72	Starkville
11/28/1977	L • 94-61	Little Rock, AR
01/15/1992	L • 99-78	Fayetteville
02/29/1992	L • 84-76	Starkville
01/27/1993	W • 80-76 • OT	Starkville
02/20/1993	L • 115-58	Fayetteville
01/19/1994	W • 72-71	Starkville
03/05/1994	L • 80-62	Fayetteville
01/11/1995	L • 79-74	Fayetteville
02/04/1995	W • 83-62	Starkville
01/20/1996	L • 80-68	Fayetteville
02/06/1996	W • 78-63	Starkville
01/21/1997	L • 98-64	Fayetteville
02/23/1997	W • 93-77	Starkville
01/07/1998	L • 83-70	Fayetteville
01/31/1998	L • 76-73	Starkville
01/13/1999	L • 61-59	Starkville
02/13/1999	L • 82-62	Fayetteville
03/06/1999	L • 84-79 • OT	Atlanta, GA
01/22/2000	L • 83-73	Fayetteville
02/12/2000	L • 87-81	Starkville
01/06/2001	W • 87-73	Starkville
02/03/2001	L • 83-72	Fayetteville
01/08/2002	L • 75-64	Fayetteville
02/27/2002	W • 89-83	Starkville
02/08/2003	W • 84-54	Starkville
03/01/2003	L • 53-51	Fayetteville
01/10/2004	W • 80-62	Starkville
02/14/2004	W • 77-70	Fayetteville
01/15/2005	W • 80-55	Starkville
03/01/2005	W • 57-55	Fayetteville
01/07/2006	W • 69-67	Starkville
03/01/2006	L • 80-70	Fayetteville
02/14/2007	W • 84-60	Starkville
02/28/2007	L • 67-58	Fayetteville
03/10/2007	L • 81-72	Atlanta, GA

DATE	RESULT	LOCATION
01/30/2008	L • 78-58	Fayetteville
02/16/2008	W • 80-74	Starkville
01/10/2009	W • 70-56	Fayetteville
02/07/2009	W • 86-77	Starkville
01/14/2010	W • 82-80	Starkville
01/28/2010	L • 67-62	Fayetteville
02/09/2011	W • 67-56	Starkville
03/02/2011	W • 88-78	Fayetteville
01/07/2012	L • 98-88	Fayetteville
03/03/2012	W • 79-59	Starkville
01/23/2013	L • 96-70	Fayetteville
02/22/2014	L • 73-69	Starkville
02/07/2015	L • 61-41	Fayetteville
02/21/2015	L • 65-61	Starkville
01/09/2016	L • 82-68	Fayetteville
02/09/2016	W • 78-46	Starkville
01/10/2017	W • 84-78	Fayetteville
01/02/2018	W • 78-75	Starkville
02/16/2019	W • 77-67	Fayetteville
01/22/2020	W • 77-70	Starkville
02/15/2020	W • 78-77	Fayetteville

AUBURN

O • 70-78 H • 43-27 A • 23-48 N • 3-4

DATE	RESULT	LOCATION
01/22/1915	W • 44-16	Starkville
01/23/1915	W • 32-11	Starkville
02/22/1915	L • 19-18	Auburn
02/23/1915	L • 21-17	Auburn
01/10/1927	W • 34-31	Auburn
01/11/1927	L • 27-24	Auburn
02/27/1928	L • 42-34	Atlanta, GA
02/05/1941	W • 48-44	Auburn
12/18/1941	L • 39-29	Starkville
02/14/1942	W • 41-40	Auburn
12/11/1942	W • 41-35	Starkville
12/12/1942	W • 36-26	Starkville
12/17/1942	W • 38-37	Auburn
12/18/1942	W • 44-40	Auburn
12/10/1945	L • 55-47	Auburn
01/11/1945	L • 37-26	Auburn
02/15/1946	L • 40-30	Starkville
02/16/1946	W • 39-31	Starkville
12/14/1946	W • 61-35	Starkville
12/06/1947	W • 49-35	Auburn
12/11/1948	W • 54-53	Auburn
01/18/1949	W • 47-43	Starkville
01/07/1950	L • 65-64	Starkville
01/01/1950	L • 65-60	Auburn
02/24/1951	L • 92-85	Auburn
01/18/1952	L • 68-61	Starkville
01/31/1953	L • 82-60	Auburn
01/02/1954	L • 76-75	Birmingham, AL
01/09/1954	W • 79-74	Starkville
01/08/1955	L • 79-58	Auburn
01/07/1956	L • 81-68	Starkville
01/05/1957	L • 86-66	Auburn
12/14/1957	W • 52-37	Birmingham, AL
01/04/1958	W • 70-42	Starkville
01/03/1959	L • 97-66	Auburn
01/02/1960	L • 64-48	Starkville
01/07/1961	W • 56-48	Auburn
01/06/1962	W • 51-48	Starkville

DATE	RESULT	LOCATION
01/05/1963	W • 62-53	Auburn
01/04/1964	L • 64-63 • OT	Starkville
01/02/1965	L • 71-70	Starkville
01/03/1966	W • 83-72	Auburn
01/09/1967	W • 59-54 • OT	Starkville
02/13/1967	L • 68-57	Auburn
01/08/1968	W • 66-62	Auburn
02/12/1968	L • 74-72	Starkville
12/16/1968	W • 65-59	Starkville
02/12/1969	L • 87-68	Auburn
12/15/1969	L • 94-66	Auburn
02/11/1970	L • 71-69 • OT	Starkville
12/14/1970	L • 73-70	Starkville
02/10/1971	L • 92-68	Auburn
12/13/1971	L • 85-75	Auburn
02/21/1972	W • 62-60	Starkville
01/15/1973	L • 82-77	Auburn
02/19/1973	W • 94-87	Starkville
01/21/1974	L • 87-81	Starkville
02/23/1974	W • 67-60	Auburn
01/20/1975	L • 98-89	Auburn
02/22/1975	L • 78-74	Starkville
01/12/1976	L • 75-70	Auburn
02/09/1976	W • 75-74	Starkville
01/05/1977	W • 81-79	Auburn
03/07/1977	W • 89-75	Starkville
01/30/1978	L • 85-74	Auburn
02/27/1978	W • 83-82 • OT	Starkville
01/22/1979	W • 74-72	Auburn
02/19/1979	W • 73-66	Starkville
01/12/1980	L • 77-67	Auburn
02/09/1980	W • 76-72	Starkville
01/17/1981	W • 69-61	Starkville
02/14/1981	L • 66-55	Auburn
01/16/1982	L • 62-49	Auburn
02/13/1982	W • 59-45	Starkville
03/03/1982	L • 38-36 • OT	Lexington, KY
01/03/1983	L • 77-66	Auburn
03/03/1983	W • 69-53	Starkville
12/22/1983	L • 73-55	Starkville
03/01/1984	L • 68-53	Auburn
01/12/1985	L • 62-53	Auburn
02/13/1985	W • 82-65	Starkville
01/11/1986	L • 72-56	Starkville
02/12/1986	L • 69-64	Auburn
03/06/1986	W • 65-63	Lexington, KY
01/10/1987	L • 66-52	Starkville
02/12/1987	L • 59-45	Auburn
01/16/1988	L • 65-57	Auburn
02/17/1988	L • 77-61	Starkville
01/11/1989	W • 69-56	Starkville
02/11/1989	L • 70-68	Auburn
01/10/1990	L • 93-71	Auburn
02/10/1990	L • 77-74	Starkville
01/26/1991	W • 84-64	Auburn
02/27/1991	W • 94-76	Starkville
01/29/1992	W • 75-72	Auburn
03/04/1992	W • 77-70	Starkville
01/03/1993	W • 77-71	Starkville
02/17/1993	L • 83-77	Auburn
01/12/1994	W • 91-86 • OT	Auburn
02/19/1994	L • 76-65	Starkville

**HISTORY • SEC SERIES RECORDS**

DATE	RESULT	LOCATION	DATE	RESULT	LOCATION	DATE	RESULT	LOCATION
01/09/1996	L 74-56	Starkville	01/11/1933	L 32-28	Starkville	01/31/1959	W 78-71	Starkville
03/10/1996	W 84-73	New Orleans, LA	01/12/1933	L 49-26	Starkville	02/21/1959	W 75-67	Baton Rouge
01/07/1997	L 90-61	Lexington	01/17/1933	L 45-40	Baton Rouge	01/30/1960	W 71-60	Baton Rouge
01/10/1998	L 77-71	Starkville	01/18/1933	L 37-33	Baton Rouge	02/20/1960	L 69-64	Starkville
01/23/1999	L 76-49	Lexington	01/09/1934	W 47-46	Starkville	02/04/1961	W 77-61	Starkville
02/29/2000	L 73-61	Starkville	01/10/1934	L 48-23	Starkville	02/25/1961	W 56-54	Baton Rouge
02/10/2001	L 76-57	Lexington	02/08/1934	L 54-39	Baton Rouge	12/30/1961	W 73-51	New Orleans, LA
01/05/2002	W 74-69 • OT	Starkville	02/09/1934	L 61-30	Baton Rouge	02/03/1962	W 87-66	Baton Rouge
02/23/2003	L 70-62	Lexington	02/13/1935	L 67-31	Baton Rouge	02/24/1962	W 58-48	Starkville
03/16/2003	L 64-57	New Orleans, LA	02/14/1935	L 46-39	Baton Rouge	02/02/1963	W 73-66	Starkville
01/13/2004	L 67-66	Starkville	01/13/1936	W 49-38	Starkville	02/23/1963	W 99-64	Baton Rouge
02/19/2005	L 94-78	Lexington	01/14/1936	L 32-30	Starkville	01/31/1964	L 87-71	Baton Rouge
02/01/2006	L 81-66	Starkville	02/10/1936	L 43-37	Baton Rouge	02/21/1964	L 63-60	Starkville
01/13/2007	L 64-60	Lexington	02/11/1936	L 45-40	Baton Rouge	01/30/1965	W 76-74	Starkville
03/09/2007	W 84-82 • OT	Atlanta, GA	01/16/1937	W 53-36	Starkville	02/20/1965	L 94-75	Baton Rouge
01/15/2008	W 69-64	Starkville	02/15/1937	L 42-41	Baton Rouge	01/10/1966	W 74-71	Baton Rouge
02/03/2009	W 66-57	Lexington	02/16/1937	W 39-38	Baton Rouge	02/05/1966	W 66-61	Starkville
02/16/2010	L 81-75 • OT	Starkville	01/31/1938	L 38-33	Baton Rouge	12/17/1966	W 98-84	Starkville
03/14/2010	L 75-74 • OT	Nashville, TN	02/01/1938	L 31-22	Baton Rouge	02/20/1967	W 66-64	Baton Rouge
02/15/2011	L 85-79	Lexington	02/14/1938	L 66-44	Starkville	12/22/1967	L 111-87	Baton Rouge
02/21/2012	L 73-64	Starkville	02/15/1938	W 63-46	Starkville	02/19/1968	L 94-83	Starkville
02/27/2013	L 85-55	Lexington	01/30/1939	L 48-32	Starkville	02/03/1969	L 95-71	Baton Rouge
01/08/2014	L 85-63	Lexington	01/31/1939	W 31-29	Starkville	03/03/1969	L 99-89	Starkville
02/08/2014	L 69-59	Starkville	02/03/1939	L 47-45	Baton Rouge	02/02/1970	L 109-91	Baton Rouge
02/25/2015	L 74-56	Starkville	02/04/1939	L 54-33	Baton Rouge	03/02/1970	L 97-87	Starkville
01/12/2016	L 80-74	Lexington	01/13/1940	W 49-37	Starkville	02/01/1971	L 90-71	Baton Rouge
01/17/2017	L 88-81	Starkville	01/29/1940	L 55-42	Baton Rouge	03/01/1971	W 78-70	Starkville
01/23/2018	L 78-65	Lexington	01/11/1941	W 35-26	Starkville	02/07/1972	L 62-60	Baton Rouge
01/22/2019	L 76-55	Lexington	02/08/1941	L 39-37	Baton Rouge	03/02/1972	W 89-71	Starkville
02/09/2019	L 71-67	Starkville	01/10/1942	W 43-41	Starkville	02/05/1973	L 84-78	Starkville
02/04/2020	L 80-72	Lexington	01/24/1942	L 51-40	Baton Rouge	03/01/1973	L 94-82	Baton Rouge
LSU			01/09/1943	W 48-40	Starkville	01/14/1974	W 89-75	Starkville
0 • 102-112 H • 60-39 A • 36-70 N • 6-3			01/20/1943	L 61-40	Baton Rouge	02/16/1974	W 87-84 • OT	Baton Rouge
DATE	RESULT	LOCATION	01/15/1945	W 47-39	Starkville	01/13/1975	W 93-84	Baton Rouge
02/06/1909	L 18-12	Baton Rouge	01/29/1945	L 62-27	Baton Rouge	02/15/1975	W 79-71	Starkville
02/08/1909	L 14-10	Baton Rouge	01/11/1946	L 54-30	Starkville	01/19/1976	W 90-83	Starkville
02/07/1911	L 33-17	Starkville	02/08/1946	L 73-31	Baton Rouge	02/16/1976	L 80-69	Baton Rouge
02/08/1911	L 42-12	Starkville	01/11/1947	L 61-57	Starkville	01/12/1977	W 80-77	Starkville
02/06/1912	W 22-16	Starkville	02/14/1947	L 64-49	Baton Rouge	02/07/1977	L 71-66	Baton Rouge
02/07/1912	W 21-11	Starkville	01/31/1948	W 53-49	Starkville	01/02/1978	W 84-82 • OT	Starkville
02/12/1915	L 24-12	Baton Rouge	02/13/1948	L 65-40	Baton Rouge	03/04/1978	W 68-67	Baton Rouge
02/13/1915	W 15-14	Baton Rouge	01/10/1949	L 64-40	Baton Rouge	02/08/1979	L 52-48	Starkville
01/22/1916	L 31-21	Starkville	01/28/1949	W 48-42	Starkville	02/24/1979	W 65-57	Baton Rouge
02/07/1916	W 23-17	Starkville	01/30/1950	W 48-41	Starkville	01/05/1980	L 80-58	Baton Rouge
01/26/1917	L 36-28	Baton Rouge	02/17/1950	L 68-58	Baton Rouge	02/02/1980	L 75-63	Starkville
01/27/1917	L 38-17	Baton Rouge	12/15/1950	W 94-69	Starkville	01/10/1981	L 81-69	Starkville
01/24/1920	L 27-12	Baton Rouge	01/06/1951	L 76-61	Baton Rouge	02/07/1981	L 94-89	Baton Rouge
01/16/1923	W 36-25	Baton Rouge	12/12/1951	W 59-54	Starkville	01/09/1982	L 78-56	Baton Rouge
01/17/1923	W 35-20	Baton Rouge	01/14/1952	L 103-78	Baton Rouge	02/06/1982	L 57-43	Starkville
02/13/1924	W 34-29	Starkville	02/28/1952	L 77-44	Louisville, KY	01/24/1983	W 80-65	Starkville
02/14/1924	W 54-34	Starkville	01/10/1953	L 75-55	Starkville	02/21/1983	L 86-73	Baton Rouge
02/03/1925	L 24-17	Baton Rouge	02/27/1953	L 82-47	Baton Rouge	01/23/1984	L 80-64	Baton Rouge
01/27/1928	W 46-26	Starkville	01/30/1954	L 65-54	Baton Rouge	02/20/1984	L 85-70	Starkville
01/28/1928	W 29-23	Starkville	02/27/1954	L 61-57	Starkville	01/05/1985	W 83-69	Starkville
02/04/1929	W 26-16	Baton Rouge	01/29/1955	L 67-63	Starkville	02/06/1985	L 80-65	Baton Rouge
02/05/1929	L 39-29	Baton Rouge	02/26/1955	W 84-80	Baton Rouge	01/04/1986	L 90-84	Baton Rouge
02/01/1930	L 30-24	Meridian, MI	02/04/1956	W 87-78	Baton Rouge	02/05/1986	L 68-62	Starkville
01/18/1932	W 29-28	Baton Rouge	02/25/1956	L 79-71	Starkville	01/25/1987	L 52-50	Starkville
01/19/1932	L 40-15	Baton Rouge	02/01/1957	W 81-72	Starkville	02/25/1987	L 55-46	Baton Rouge
01/25/1932	L 30-26	Starkville	02/22/1957	W 94-76	Baton Rouge	03/05/1987	L 68-54	Atlanta, GA
01/26/1932	L 33-29	Starkville	02/01/1958	W 71-54	Baton Rouge	01/30/1988	W 49-47	Baton Rouge
			02/22/1958	W 95-72	Starkville	03/02/1988	W 62-60	Starkville



DATE	RESULT	LOCATION	MISSOURI	DATE	RESULT	LOCATION	DATE	RESULT	LOCATION		
01/04/1989	W • 87-84	Baton Rouge	O • 9-5 H • 6-1 A • 3-4 N • 0-0	02/08/1929	W • 32-30	Starkville	02/08/1929	W • 28-26	Starkville		
02/04/1989	W • 96-79	Starkville	DATE RESULT LOCATION	02/09/1929	W • 28-26	Starkville	02/15/1929	L • 37-21	Oxford		
01/04/1990	W • 87-80 • OT	Starkville	12/07/1974	L • 102-78	Columbia	02/16/1929	L • 41-27	Oxford	02/07/1930	L • 30-26	Greenwood, MS
02/05/1990	L • 86-68	Baton Rouge	01/02/2007	L • 83-75	Columbia	02/08/1930	L • 23-19	Greenwood, MS	02/11/1930	L • 38-31	Oxford
01/30/1991	W • 82-79	Baton Rouge	12/30/2007	W • 87-75	Starkville	02/12/1930	W • 28-27	Oxford	02/05/1932	L • 37-19	Oxford
03/02/1991	W • 76-73	Starkville	02/13/2013	L • 78-36	Starkville	02/19/1932	L • 35-25	Starkville	02/20/1932	L • 38-26	Starkville
01/18/1992	L • 83-70	Starkville	03/01/2014	L • 85-66	Columbia	02/10/1933	W • 40-36	Starkville	02/11/1933	W • 32-25	Starkville
03/07/1992	L • 89-80	Baton Rouge	02/14/2015	W • 77-74	Columbia	02/17/1933	L • 50-49	Oxford	02/18/1933	L • 41-27	Oxford
01/13/1993	L • 84-76 • OT	Starkville	03/07/2015	W • 52-43	Starkville	02/02/1934	W • 41-25	Starkville	02/03/1934	L • 29-22	Starkville
02/10/1993	L • 92-66	Baton Rouge	01/30/2016	W • 76-62	Columbia	02/19/1934	W • 29-24	Oxford	02/20/1934	L • 36-35	Oxford
01/26/1994	W • 66-52	Baton Rouge	01/25/2017	W • 89-74	Starkville	02/08/1935	W • 55-37	Starkville	02/08/1935	W • 55-37	Starkville
02/26/1994	W • 86-66	Starkville	01/27/2018	W • 74-62	Starkville	02/09/1935	W • 61-31	Starkville	02/25/1935	L • 35-33	Oxford
01/25/1995	W • 73-60	Starkville	02/10/2018	L • 89-85 • OT	Columbia	02/26/1935	L • 40-38	Oxford	02/26/1935	L • 40-38	Oxford
02/08/1995	W • 67-61	Baton Rouge	02/26/2019	W • 68-49	Starkville	02/07/1936	L • 48-42	Starkville	02/08/1936	W • 39-38	Starkville
01/03/1996	W • 77-64	Baton Rouge	01/14/2020	W • 72-45	Starkville	02/20/1936	W • 51-43	Oxford	02/21/1936	W • 41-32	Oxford
02/21/1996	W • 88-77	Starkville	02/29/2020	W • 67-63	Columbia	02/09/1937	L • 40-36	Starkville	02/10/1937	W • 43-34	Starkville
01/04/1997	W • 69-66	Starkville	OLE MISS			02/22/1937	L • 36-34	Oxford	02/23/1937	L • 50-42	Oxford
01/29/1997	W • 68-60	Baton Rouge	O • 145-117 H • 96-27 A • 44-85 N • 5-5	DATE RESULT LOCATION	02/08/1919	W • 52-14	Oxford	01/11/1938	L • 49-37	Meridian, MS	
02/11/1998	W • 85-48	Starkville	02/25/1914	W • 68-15	Starkville	02/06/1920	L • 23-10	Oxford	01/12/1938	W • 58-45	Jackson, MS
02/28/1998	W • 63-62	Baton Rouge	02/26/1914	W • 84-18	Starkville	02/07/1920	W • 21-15	Oxford	02/04/1938	W • 43-41	Starkville
01/16/1999	W • 55-53	Starkville	02/27/1914	W • 12-10	Oxford	02/27/1920	W • 49-13	Starkville	02/05/1938	L • 45-44	Starkville
02/24/1999	L • 74-63	Baton Rouge	02/28/1914	W • 20-8	Oxford	02/28/1920	W • 30-12	Starkville	02/18/1938	L • 70-38	Oxford
02/02/2000	W • 68-66	Starkville	01/27/1916	W • 28-9	Oxford	01/21/1921	W • 33-12	Starkville	02/19/1938	L • 59-45	Oxford
02/26/2000	L • 71-66	Baton Rouge	01/28/1916	W • 33-20	Oxford	01/22/1921	W • 34-20	Starkville	01/06/1939	L • 40-39	Meridian, MS
01/24/2001	L • 82-73	Starkville	02/16/1917	W • 35-20	Starkville	02/02/1921	L • 17-13	Oxford	01/07/1939	W • 37-33	Jackson, MS
02/24/2001	W • 55-48	Baton Rouge	02/17/1917	W • 42-24	Starkville	02/03/1921	L • 23-13	Oxford	02/09/1939	L • 44-43	Oxford
01/26/2002	W • 84-61	Starkville	02/23/1917	W • 42-25	Oxford	02/04/1922	W • 27-24	Oxford	02/10/1939	L • 33-30	Oxford
02/13/2002	L • 68-65 • OT	Baton Rouge	02/24/1917	L • 29-15	Oxford	02/17/1922	L • 27-25	Starkville	02/23/1939	W • 39-36	Starkville
03/09/2002	W • 57-51	Atlanta, GA	02/07/1919	W • 33-23	Oxford	02/18/1922	W • 48-17	Starkville	02/24/1939	W • 51-27	Starkville
01/11/2003	L • 85-72	Baton Rouge	02/08/1919	W • 52-14	Oxford	02/05/1923	W • 29-14	Starkville	02/05/1940	W • 50-46	Vicksburg, MS
01/25/2003	W • 67-64	Starkville	02/06/1920	L • 23-10	Oxford	02/06/1923	W • 23-18	Starkville	02/06/1940	W • 47-35	Starkville
03/15/2003	W • 76-61	New Orleans, LA	02/07/1920	W • 21-15	Oxford	02/12/1923	W • 28-26	Oxford	02/17/1940	L • 64-51	Oxford
01/17/2004	W • 64-54	Baton Rouge	02/27/1920	W • 49-13	Starkville	01/13/1923	L • 30-27	Oxford	01/07/1941	L • 35-30	Oxford
02/25/2004	W • 84-58	Starkville	02/28/1920	W • 30-12	Starkville	03/01/1923	W • 33-26	Atlanta, GA	01/08/1941	W • 30-23	Starkville
01/29/2005	L • 69-62	Baton Rouge	01/21/1921	W • 33-12	Starkville	02/21/1924	L • 29-27	Oxford	02/18/1941	L • 41-40	Oxford
02/16/2005	L • 80-72	Starkville	01/22/1921	W • 34-20	Starkville	02/23/1924	W • 47-42	Starkville	02/19/1941	W • 33-20	Starkville
01/18/2006	L • 71-57	Starkville	02/02/1921	L • 17-13	Oxford	02/09/1925	W • 34-30	Starkville	02/02/1942	L • 33-21	Starkville
02/15/2006	L • 72-59	Baton Rouge	02/03/1921	L • 23-13	Oxford	02/20/1925	W • 38-28	Oxford	02/04/1942	W • 52-37	Oxford
02/03/2007	W • 85-78	Starkville	02/04/1922	W • 30-27	Oxford	01/23/1926	L • 33-20	Oxford	02/21/1942	W • 37-30	Starkville
02/17/2007	W • 56-50	Baton Rouge	02/04/1922	W • 27-24	Oxford	02/04/1927	W • 36-22	Starkville	02/23/1942	W • 42-34	Oxford
01/09/2008	W • 61-39	Baton Rouge	02/17/1922	L • 27-25	Starkville	02/05/1927	W • 30-24	Starkville	02/12/1943	L • 52-51	Oxford
03/08/2008	W • 84-75	Starkville	02/18/1922	W • 48-17	Starkville	02/07/1927	L • 31-28	Oxford	02/13/1943	W • 54-43	Oxford
01/21/2009	L • 81-57	Baton Rouge	02/05/1923	W • 29-14	Starkville	02/08/1927	L • 26-19	Oxford	02/19/1943	W • 51-39	Starkville
02/11/2009	L • 97-94 • 2OT	Starkville	02/06/1923	W • 23-18	Starkville	02/06/1928	W • 38-30	Oxford	02/20/1943	W • 46-45	Starkville
03/14/2009	W • 67-57	Tampa, FL	02/12/1923	W • 28-26	Oxford	02/07/1928	W • 29-27	Oxford	02/09/1945	W • 44-37	Starkville
01/30/2010	W • 67-51	Starkville	01/13/1923	L • 30-27	Oxford	02/20/1928	W • 45-34	Starkville	02/10/1945	L • 61-24	Starkville
02/20/2010	W • 60-59	Baton Rouge	03/01/1923	W • 33-26	Atlanta, GA	02/21/1928	W • 40-36	Starkville	02/15/1945	L • 41-36	Oxford
02/05/2011	W • 58-57	Baton Rouge	02/21/1924	L • 29-27	Oxford				02/16/1945	L • 45-32	Oxford
02/23/2011	L • 84-82	Starkville	02/23/1924	W • 47-42	Starkville						
01/25/2012	W • 76-71	Starkville	02/09/1925	W • 34-30	Starkville						
02/14/2012	L • 69-67 • OT	Baton Rouge	02/20/1925	W • 38-28	Oxford						
02/02/2013	L • 69-68	Starkville	01/23/1926	L • 33-20	Oxford						
02/16/2013	L • 80-68	Baton Rouge	02/04/1927	W • 36-22	Starkville						
02/19/2014	L • 92-81	Baton Rouge	02/05/1927	W • 30-24	Starkville						
01/31/2015	W • 73-67	Starkville	02/07/1927	L • 31-28	Oxford						
02/06/2016	L • 88-77	Baton Rouge	02/08/1927	L • 26-19	Oxford						
01/07/2017	W • 95-78	Baton Rouge	02/06/1928	W • 38-30	Oxford						
03/04/2017	W • 88-76	Starkville	02/07/1928	W • 29-27	Oxford						
03/08/2017	W • 79-52	Nashville, TN	02/20/1928	W • 45-34	Starkville						
03/03/2018	L • 78-57	Baton Rouge	02/21/1928	W • 40-36	Starkville						
03/08/2018	W • 80-77	St. Louis, MO									
02/06/2019	L • 92-88 • OT	Starkville									
01/11/2020	L • 60-59	Baton Rouge									



DATE	RESULT	LOCATION	DATE	RESULT	LOCATION	DATE	RESULT	LOCATION
02/12/1946	L • 58-44	Oxford	01/27/1975	W • 100-80	Starkville	01/14/2006	L • 75-65	Oxford
02/13/1946	L • 45-40	Oxford	03/01/1975	W • 84-78	Oxford	02/18/2006	W • 84-55	Starkville
02/19/1946	W • 50-43	Starkville	01/17/1976	W • 65-54	Starkville	01/10/2007	W • 77-67	Starkville
02/20/1946	W • 54-34	Starkville	02/14/1976	W • 76-66	Oxford	01/30/2007	L • 85-73	Oxford
01/15/1947	W • 53-31	Starkville	01/08/1977	W • 85-49	Starkville	01/26/2008	W • 88-68	Starkville
02/18/1947	L • 59-49	Oxford	02/05/1977	L • 82-67	Oxford	02/20/2008	L • 74-63	Oxford
02/06/1948	W • 47-43	Starkville	01/04/1978	W • 73-48	Starkville	01/31/2009	L • 67-63	Starkville
02/07/1948	W • 45-42	Starkville	03/06/1978	L • 61-60	Oxford	03/07/2009	W • 82-80	Oxford
02/27/1948	L • 59-37	Oxford	01/11/1979	W • 101-92 • 2OT	Starkville	01/09/2010	W • 80-75	Oxford
02/28/1948	L • 63-46	Oxford	02/22/1979	W • 68-64	Oxford	02/11/2010	W • 71-63	Starkville
12/17/1948	L • 69-61	Oxford	01/19/1980	L • 75-64	Oxford	01/13/2011	W • 69-64	Oxford
02/25/1949	L • 52-51	Starkville	02/16/1980	L • 73-66	Starkville	02/19/2011	W • 71-58	Starkville
01/18/1950	W • 64-60	Starkville	01/24/1981	L • 59-52 • OT	Starkville	01/18/2012	L • 75-68	Oxford
02/23/1950	L • 62-45	Oxford	02/21/1981	L • 72-61	Oxford	02/09/2012	W • 70-60	Starkville
01/17/1951	W • 71-67	Starkville	01/23/1982	L • 54-30	Oxford	02/06/2013	L • 93-75	Oxford
02/27/1951	L • 95-60	Oxford	02/20/1982	L • 47-33	Starkville	03/02/2013	W • 73-67	Starkville
01/09/1952	L • 77-62	Oxford	01/22/1983	L • 67-61	Starkville	01/11/2014	W • 76-72	Starkville
02/26/1952	L • 73-61	Starkville	02/19/1983	L • 69-67 • OT	Oxford	01/25/2014	L • 82-63	Oxford
01/17/1953	W • 73-60	Starkville	01/21/1984	W • 64-56	Oxford	03/13/2014	L • 78-66	Atlanta, GA
03/07/1953	L • 62-46	Oxford	02/18/1984	W • 70-51	Starkville	01/28/2015	L • 79-73	Oxford
02/06/1954	L • 63-53	Oxford	01/19/1985	W • 61-44	Starkville	02/19/2015	L • 71-65	Starkville
03/06/1954	W • 65-59	Starkville	02/20/1985	L • 53-50	Oxford	01/23/2016	W • 83-77	Starkville
02/10/1955	L • 66-58	Starkville	01/18/1986	L • 57-56	Oxford	03/02/2016	L • 86-78	Oxford
03/05/1955	W • 60-56	Oxford	02/19/1986	W • 48-43	Starkville	01/31/2017	L • 88-61	Oxford
01/30/1956	W • 100-79	Oxford	01/14/1987	W • 63-62	Starkville	02/21/2017	L • 87-82 • OT	Starkville
03/01/1956	W • 82-74	Starkville	02/14/1987	L • 79-65	Oxford	01/06/2018	L • 64-58	Oxford
01/19/1957	W • 82-72	Starkville	01/20/1988	L • 61-52	Oxford	02/17/2018	W • 79-62	Starkville
02/28/1957	W • 81-73	Oxford	02/20/1988	W • 67-57	Starkville	01/12/2019	L • 81-77	Starkville
12/27/1957	W • 66-53	Starkville	01/25/1989	L • 75-65	Oxford	02/02/2019	W • 81-75	Oxford
01/18/1958	L • 67-62	Oxford	02/25/1989	W • 74-69	Starkville	02/11/2020	L • 83-58	Oxford
02/27/1958	W • 91-60	Starkville	01/24/1990	W • 104-102 • 4OT	Starkville	03/07/2020	W • 69-44	Starkville
01/17/1959	W • 87-58	Starkville	02/24/1990	L • 75-67	Oxford			
02/28/1959	W • 23-16	Oxford	01/06/1991	W • 84-80 • OT	Starkville			
01/16/1960	L • 67-60	Oxford	02/13/1991	W • 84-77	Oxford			
02/27/1960	W • 72-54	Starkville	01/11/1992	W • 84-72	Starkville			
01/21/1961	W • 63-40	Starkville	02/22/1992	L • 86-78	Oxford			
03/04/1961	L • 74-70	Oxford	01/20/1993	L • 69-53	Oxford			
01/20/1962	W • 61-57	Oxford	02/06/1993	L • 56-53	Starkville			
03/03/1962	W • 63-58	Starkville	01/09/1994	W • 81-69	Oxford			
01/19/1963	W • 78-64	Starkville	02/12/1994	W • 72-52	Starkville			
03/02/1963	W • 75-72	Oxford	01/14/1995	W • 94-52	Starkville			
01/18/1964	L • 77-75	Oxford	02/25/1995	W • 46-42	Oxford			
02/29/1964	L • 78-61	Starkville	01/17/1996	W • 53-47	Starkville			
01/23/1965	W • 101-72	Starkville	02/17/1996	L • 71-64	Oxford			
02/27/1965	W • 78-77 • OT	Oxford	01/15/1997	W • 75-64	Starkville			
02/16/1966	W • 90-74	Oxford	02/19/1997	L • 84-61	Oxford			
03/02/1966	W • 96-76	Starkville	01/24/1998	L • 81-77 • 2OT	Oxford			
02/01/1967	L • 71-70	Starkville	02/21/1998	L • 82-78	Starkville			
03/04/1967	L • 58-57	Oxford	01/20/1999	L • 81-68	Oxford			
01/31/1968	L • 63-53	Oxford	02/20/1999	W • 72-69	Starkville			
03/02/1968	W • 88-79	Starkville	01/12/2000	W • 61-59	Oxford			
01/10/1969	L • 67-60	Oxford	02/23/2000	W • 80-67	Starkville			
02/15/1969	W • 64-60	Starkville	01/27/2001	W • 79-69	Starkville			
01/09/1970	L • 58-57	Starkville	02/14/2001	L • 51-48	Oxford			
02/13/1970	L • 57-55	Oxford	01/12/2002	L • 66-59	Oxford			
01/08/1971	L • 83-74	Oxford	02/23/2002	W • 61-59	Starkville			
02/13/1971	W • 75-67	Starkville	01/29/2003	W • 58-57	Oxford			
01/15/1972	L • 68-66	Starkville	02/15/2003	W • 68-64 • OT	Starkville			
02/19/1972	L • 65-64	Oxford	03/14/2003	W • 73-64	New Orleans, LA			
01/13/1973	L • 74-61	Starkville	01/07/2004	W • 61-54	Oxford			
02/17/1973	L • 83-64	Oxford	02/07/2004	W • 80-56	Starkville			
01/28/1974	L • 72-67	Oxford	01/08/2005	W • 87-76	Oxford			
03/02/1974	W • 75-69 • OT	Starkville	02/26/2005	W • 71-68	Starkville			

SOUTH CAROLINA**O • 23-16 H • 13-4 A • 8-10 N • 2-2**

DATE	RESULT	LOCATION
01/25/1992	W • 60-57	Columbia
02/13/1993	W • 83-63	Starkville
02/23/1994	W • 73-72	Columbia
01/03/1995	W • 71-56	Starkville
01/24/1996	L • 77-69	Columbia
01/11/1997	L • 73-65	Starkville
02/14/1998	L • 76-65	Columbia
01/02/1999	W • 66-60	Starkville
02/16/2000	L • 68-67	Columbia
03/03/2001	W • 77-73	Starkville
03/08/2001	L • 69-62	Nashville, TN
03/02/2002	W • 64-57	Columbia
01/22/2003	W • 64-48	Starkville
02/11/2004	W • 79-75 • OT	Columbia
01/22/2005	W • 73-65	Starkville
02/11/2006	L • 83-61	Columbia
03/09/2006	L • 59-44	Nashville, TN
01/27/2007	L • 66-63	Starkville
02/23/2008	W • 61-56 • OT	Columbia
02/18/2009	W • 75-70	Starkville
03/13/2009	W • 82-68	Tampa, FL
02/27/2010	W • 76-63	Columbia
03/05/2011	W • 60-58	Starkville
02/29/2012	W • 69-67 • OT	Columbia
01/09/2013	W • 56-54	Starkville
03/06/2013	L • 79-72	Columbia
03/13/2013	W • 70-59	Nashville, TN
03/08/2014	L • 74-62	Starkville



DATE	RESULT	LOCATION
02/28/2015	L 81-68	Columbia
01/26/2016	L 84-74	Columbia
02/27/2016	W 68-58	Starkville
02/11/2017	L 77-73	Starkville
02/28/2017	L 63-57	Columbia
01/31/2018	W 81-76	Columbia
02/24/2018	W 72-68 • OT	Starkville
01/08/2019	L 87-82 • OT	Columbia
02/23/2019	W 76-61	Starkville
02/19/2020	W 79-76	Starkville
03/03/2020	L 83-71	Columbia

TENNESSEE

O - 44-85 H - 29-30 A - 11-46 N - 4-9

DATE	RESULT	LOCATION
01/15/1924	L 20-17	Knoxville
01/30/1924	W 48-26	Starkville
02/29/1924	W 33-18	Atlanta, GA
01/05/1938	W 35-31	Knoxville
01/08/1938	W 34-31	Starkville
03/03/1938	L 41-34	Baton Rouge, LA
01/14/1939	W 24-23	Starkville
02/14/1939	L 42-30	Knoxville
01/24/1941	L 37-28	Knoxville
02/27/1941	L 35-29	Louisville, KY
02/27/1942	L 50-40	Louisville, KY
01/08/1943	L 35-33	Starkville
02/06/1943	L 42-36	Knoxville
01/12/1945	L 41-26	Starkville
02/03/1945	L 44-27	Knoxville
01/16/1946	L 52-27	Starkville
02/11/1946	L 38-31	Knoxville
01/10/1947	L 35-34	Starkville
02/01/1947	L 65-36	Knoxville
01/12/1948	L 64-57	Knoxville
02/02/1948	L 47-46	Starkville
03/04/1948	L 73-52	Louisville, KY
02/12/1949	L 63-58	Knoxville
03/03/1949	L 73-46	Louisville, KY
01/23/1950	W 65-56	Starkville
02/12/1951	L 76-75	Starkville
02/23/1952	L 78-69	Knoxville
01/05/1953	W 65-63	Starkville
02/13/1954	L 97-81	Knoxville
02/12/1955	L 93-67	Starkville
02/11/1956	W 75-58	Knoxville
02/09/1957	W 97-90 • 2OT	Starkville
02/08/1958	L 104-83	Knoxville
02/07/1959	W 52-45	Starkville
02/06/1960	L 48-38	Knoxville
02/11/1961	W 72-67	Starkville
02/10/1962	W 91-67	Knoxville
02/09/1963	W 63-59	Starkville
02/08/1964	L 82-58	Knoxville
02/06/1965	L 77-57	Knoxville
01/15/1966	W 75-74 • 2OT	Starkville
01/30/1967	L 67-45	Knoxville
03/06/1967	L 78-76 • 3OT	Starkville
01/29/1968	L 65-57	Starkville
03/04/1968	L 63-51	Knoxville
01/04/1969	W 58-57	Starkville
02/08/1969	L 80-50	Knoxville

DATE	RESULT	LOCATION
01/03/1970	L 58-56	Knoxville
02/07/1970	L 72-60	Starkville
01/02/1971	W 69-67	Starkville
02/06/1971	L 88-65	Knoxville
01/08/1972	L 82-49	Knoxville
02/12/1972	L 71-61	Starkville
01/06/1973	L 86-67	Starkville
02/10/1973	L 93-76	Knoxville
01/26/1974	L 70-61	Knoxville
02/25/1974	W 62-58	Starkville
01/25/1975	L 97-87	Starkville
02/24/1975	L 109-83	Knoxville
02/02/1976	L 75-66	Knoxville
03/01/1976	L 78-76	Starkville
01/24/1977	L 68-59	Knoxville
02/21/1977	L 76-68	Starkville
01/16/1978	W 70-68	Knoxville
02/13/1978	W 62-60	Starkville
01/08/1979	W 72-62	Knoxville
02/05/1979	W 90-84 • 2OT	Starkville
01/17/1980	L 70-61	Starkville
02/13/1980	L 85-73	Knoxville
01/21/1981	L 81-57	Knoxville
02/18/1981	L 73-70	Starkville
01/20/1982	L 54-44	Starkville
02/17/1982	L 50-48	Knoxville
01/15/1983	W 75-74 • OT	Knoxville
02/12/1983	W 75-66	Starkville
01/14/1984	W 63-56 • OT	Starkville
02/11/1984	L 45-42	Knoxville
01/23/1985	W 82-66	Starkville
02/23/1985	L 79-64	Knoxville
01/22/1986	L 69-51	Knoxville
02/22/1986	W 57-49	Starkville
01/21/1987	L 74-61	Knoxville
02/21/1987	W 62-60	Starkville
01/27/1988	L 63-48	Starkville
02/27/1988	L 64-62	Knoxville
01/07/1989	L 86-85	Starkville
02/08/1989	L 81-71	Knoxville
01/06/1990	L 82-77	Knoxville
02/07/1990	L 84-83 • OT	Starkville
01/02/1991	W 70-65	Knoxville
02/02/1991	W 95-68	Starkville
03/08/1991	L 87-70	Nashville, TN
02/12/1992	W 94-76	Starkville
01/16/1993	L 92-75	Knoxville
01/05/1994	W 80-66	Starkville
03/10/1994	W 73-69	Memphis, TN
02/18/1995	W 60-52	Knoxville
01/27/1996	W 60-59	Starkville
02/15/1997	L 54-53	Knoxville
02/17/1998	L 87-63	Starkville
02/06/1999	W 88-82	Knoxville
03/05/1999	W 62-56	Atlanta, GA
02/06/2000	L 88-81	Starkville
01/20/2001	L 84-79	Knoxville
01/16/2002	W 92-91 • OT	Starkville
03/05/2003	L 59-49	Knoxville
01/28/2004	W 82-60	Starkville
01/12/2005	L 64-63	Knoxville
01/25/2006	L 88-65	Starkville
01/07/2007	L 92-84	Knoxville

DATE	RESULT	LOCATION
02/02/2008	L 76-71	Starkville
02/25/2009	L 81-76	Knoxville
03/15/2009	W 64-61	Tampa, FL
03/06/2010	L 75-59	Starkville
02/26/2011	W 70-69	Knoxville
01/12/2012	W 62-58	Starkville
01/19/2013	L 72-57	Knoxville
03/14/2013	L 69-53	Nashville, TN
02/26/2014	L 75-68	Starkville
01/07/2015	L 61-47	Starkville
02/03/2015	W 71-66	Knoxville
01/16/2016	L 80-75	Starkville
01/21/2017	L 91-74	Knoxville
02/04/2017	W 64-59	Starkville
02/27/2018	L 76-54	Starkville
03/09/2018	L 62-59	St. Louis, MO
03/05/2019	L 71-54	Knoxville
03/15/2019	L 83-76	Nashville, TN
02/01/2020	W 86-73	Starkville

TEXAS A&M

O - 7-7 H - 3-2 A - 1-4 N - 3-1

DATE	RESULT	LOCATION
12/20/1963	L 58-54	Houston, TX
12/07/1966	W 62-49	Hattiesburg, MS
11/17/2011	W 69-60	New York City
01/30/2013	L 55-49 • OT	Starkville
01/18/2014	W 81-72 • OT	Starkville
02/05/2014	L 72-52	College Station
01/13/2015	L 74-70	College Station
01/06/2016	L 61-60	Starkville
02/24/2016	L 68-66	College Station
01/14/2017	W 67-59	Starkville
02/20/2018	W 93-81	College Station
03/09/2019	W 92-81	Starkville
03/14/2019	W 80-54	Nashville, TN
02/22/2020	L 87-75	College Station

VANDERBILT

O - 51-79 H - 35-23 A - 10-48 N - 6-8

DATE	RESULT	LOCATION
01/25/1922	L 22-18	Nashville
01/27/1923	L 34-27	Starkville
01/11/1924	L 24-23	Nashville
02/06/1925	W 29-20	Starkville
01/20/1926	W 36-27	Starkville
02/05/1926	L 21-20	Nashville
01/29/1927	L 36-34	Starkville
01/20/1928	W 44-38	Nashville
01/26/1929	W 47-32	Starkville
02/27/1933	W 48-36	Atlanta, GA
03/01/1939	L 73-40	Knoxville, TN
02/28/1940	L 46-36	Knoxville, TN
02/06/1942	L 41-38	Starkville
01/30/1943	W 45-40	Starkville
02/08/1943	L 45-35	Nashville
02/03/1947	L 64-44	Nashville
12/05/1947	W 51-45	Starkville
01/10/1948	L 51-48	Nashville
01/17/1949	L 35-29	Starkville
02/14/1949	L 90-43	Nashville
01/14/1950	L 62-50	Starkville
02/13/1950	L 85-50	Nashville

**HISTORY • SEC SERIES RECORDS**

DATE	RESULT	LOCATION	DATE	RESULT	LOCATION
01/15/1951	L • 63-60	Starkville	01/28/1989	L • 81-70	Starkville
02/09/1952	L • 86-61	Nashville	03/01/1989	L • 77-58	Nashville
02/14/1953	W • 82-75	Starkville	01/27/1990	L • 81-68	Nashville
01/16/1954	L • 79-69	Nashville	02/28/1990	W • 83-68	Starkville
01/15/1955	L • 72-52	Starkville	01/12/1991	W • 85-62	Starkville
01/16/1956	L • 69-49	Nashville	02/06/1991	L • 91-70	Nashville
01/14/1957	W • 63-62	Starkville	12/19/1991	W • 74-71	Nashville
01/13/1958	L • 74-62	Nashville	03/12/1992	L • 77-55	Birmingham, AL
01/12/1959	W • 83-65	Starkville	02/27/1993	L • 80-39	Starkville
01/11/1960	L • 79-72	Nashville	02/16/1994	L • 84-67	Nashville
01/14/1961	W • 74-65	Starkville	02/22/1995	W • 76-48	Starkville
01/13/1962	L • 100-86	Nashville	02/28/1996	L • 69-64	Nashville
01/12/1963	W • 58-55	Starkville	01/25/1997	W • 60-53	Starkville
01/11/1964	L • 90-56	Nashville	03/06/1997	L • 73-67 • OT	Memphis, TN
01/09/1965	L • 94-70	Starkville	01/17/1998	L • 77-73	Nashville
03/05/1966	W • 92-90	Nashville	02/10/1999	W • 67-62	Starkville
01/28/1967	L • 79-64	Nashville	03/04/1999	W • 76-58	Atlanta, GA
02/27/1967	W • 74-71	Starkville	02/09/2000	L • 65-64	Nashville
01/27/1968	L • 90-69	Starkville	03/09/2000	L • 76-53	Atlanta, GA
02/26/1968	L • 84-73	Nashville	02/21/2001	W • 80-63	Starkville
12/14/1968	L • 102-87	Nashville	02/20/2002	W • 66-43	Nashville
03/08/1969	L • 120-83	Starkville	02/05/2003	W • 82-60	Starkville
12/13/1969	L • 93-79	Starkville	02/28/2004	W • 72-69	Nashville
03/07/1970	L • 78-72	Nashville	03/12/2004	L • 74-70 • OT	Atlanta, GA
12/12/1970	L • 86-73	Nashville	02/12/2005	W • 60-54	Starkville
03/06/1971	W • 81-73	Starkville	01/21/2006	L • 80-52	Nashville
01/01/1972	W • 76-69	Starkville	02/21/2007	W • 83-70	Starkville
03/09/1972	L • 104-82	Nashville	03/05/2008	L • 86-85 • OT	Nashville
01/20/1973	L • 75-69	Nashville	01/17/2009	W • 73-66	Starkville
03/10/1973	L • 74-70	Starkville	02/03/2010	L • 75-72	Nashville
01/07/1974	L • 75-69	Nashville	03/13/2010	W • 62-52	Nashville • BA
02/09/1974	L • 60-59	Starkville	01/27/2011	L • 81-74	Starkville
01/06/1975	L • 96-85	Starkville	03/11/2011	L • 87-81	Atlanta, GA
02/08/1975	L • 76-72	Nashville	01/21/2012	W • 78-77 • OT	Nashville
01/05/1976	L • 71-66 • OT	Starkville	02/23/2013	L • 72-31	Starkville
03/06/1976	L • 76-75	Nashville	02/01/2014	L • 55-49	Nashville
01/29/1977	W • 102-77	Starkville	03/12/2014	W • 82-68	Atlanta, GA
02/26/1977	L • 68-66	Nashville	01/17/2015	W • 57-54	Starkville
01/23/1978	W • 79-73	Starkville	03/04/2015	L • 66-56	Nashville
02/20/1978	W • 55-48	Nashville	02/16/2016	W • 75-74	Starkville
01/13/1979	W • 74-68	Starkville	02/25/2017	L • 77-48	Nashville
02/10/1979	L • 70-68 • OT	Nashville	01/16/2018	W • 80-62	Starkville
12/06/1979	W • 110-106 • OT	Starkville	02/14/2018	L • 81-80	Nashville
01/26/1980	L • 92-74	Nashville	01/19/2019	W • 71-55	Nashville
01/03/1981	L • 79-61	Nashville	02/08/2020	W • 80-70	Starkville
01/31/1981	W • 69-68	Starkville			
03/04/1981	L • 71-58	Birmingham, AL			
01/02/1982	L • 66-53	Starkville			
01/30/1982	W • 33-31	Nashville			
01/08/1983	W • 64-48	Starkville			
02/05/1983	L • 63-60	Nashville			
03/11/1983	W • 76-61	Birmingham, AL			
01/07/1984	L • 67-54	Nashville			
02/02/1984	L • 57-54	Starkville			
01/26/1985	W • 71-70	Nashville			
02/27/1985	L • 81-71	Starkville			
01/25/1986	W • 64-60	Starkville			
02/26/1986	L • 77-65	Nashville			
03/05/1986	W • 62-54	Lexington, KY			
01/28/1987	L • 76-57	Starkville			
02/28/1987	L • 66-58	Nashville			
02/03/1988	L • 82-66	Nashville			
03/05/1988	W • 73-68	Starkville			



ALABAMA • BAMA LEADS 126-77

Last MSU win • 80-73 • 02/25/2020
 Last BAMA win • 90-69 • 01/08/2020
 Current streak • MSU • 1
 Longest MSU streak • 7
 02/18/1916-02/18/1921
 Longest BAMA streak • 11
 02/03/1973-01/08/1978
 Most MSU points • 97 • 03/04/1972
 Most BAMA points • 99 • 01/10/1955
 Largest MSU win • +29 • 2x
 79-50 • 02/03/1999
 85-56 • 01/04/1960
 Largest BAMA win • +49
 98-49 • 01/18/2005

AT STARKVILLE • MSU LEADS 59-38

Last MSU win • 80-73 • 02/25/2020
 Last BAMA win • 68-58 • 01/03/2017
 Current streak • MSU • 3
 Longest MSU streak • 8
 02/05/1915-02/24/1923
 Longest BAMA streak • 5
 03/03/1973-01/15/1977
 Most MSU points • 97 • 03/04/1972
 Most BAMA points • 95 • 02/28/1970
 Largest MSU win • +29 • 2x
 79-50 • 02/03/1999
 85-56 • 01/04/1960
 Largest BAMA win • +32
 75-43 • 01/16/2013

AT TUSCALOOSA • BAMA LEADS 81-15

Last MSU win • 67-61 • 02/20/2016
 Last BAMA win • 90-69 • 01/08/2020
 Current streak • BAMA • 4
 Longest MSU streak • 2 • 3x
 Last 01/03/1998-01/09/1999
 Longest BAMA streak • 26
 02/18/1927-01/07/1957
 Most MSU points • 86
 02/13/1990 • 02/03/1973
 Most BAMA points • 99 • 01/10/1955
 Largest MSU win • +22
 35-13 • 02/18/1921
 Largest BAMA win • +49
 98-49 • 01/18/2005

AT NEUTRAL SITES • BAMA LEADS 7-3

Last MSU win • 69-67 • 03/14/2008
 Last BAMA win • 75-55 • 03/09/2017
 Current streak • BAMA • 1
 Longest MSU streak • 2
 03/10/2002-03/14/2008
 Longest BAMA streak • 6
 02/24/1934-03/09/1990
 Most MSU points • 75 • 02/28/1990
 Most BAMA points • 77 • 03/07/1955
 Largest MSU win • +5
 30-25 • 02/25/1933
 Largest BAMA win • +20
 75-55 • 03/09/2017

MSU POINTS

RANK	PTS	SCORE	DATE • LOCATION
1	97	97-91	03/04/1972 • H
2	96	96-68	01/04/1965 • H
3	92	92-70	03/04/2000 • H
4	91	91-67	03/04/2007 • H
5	87	92-87	03/03/1973 • H
	87	87-77	01/31/1970 • A

ALABAMA POINTS

RANK	PTS	SCORE	DATE • LOCATION
1	99	99-73	01/10/1955 • A
2	98	98-49	01/18/2005 • A
3	97	97-72	02/23/1991 • A
	97	97-80	01/14/1989 • A
5	96	96-86	02/03/1973 • A

MARGIN OF VICTORY

RANK	PTS	SCORE	DATE • LOCATION
1	29	79-50	02/03/1999 • H
	29	85-56	01/04/1960 • H
3	28	96-68	01/04/1965 • H
4	27	67-40	01/17/1962 • H
5	24	91-67	03/04/2007 • H
6	22	92-70	03/04/2000 • H
	22	35-13	02/18/1921 • A
8	19	81-62	02/12/2019 • H
9	17	80-63	01/10/1961 • A
	17	81-64	01/05/1959 • A

MARGIN OF DEFEAT

RANK	PTS	SCORE	DATE • LOCATION
1	49	98-49	01/18/2005 • A
2	35	54-19	02/24/1936 • A
3	33	43-10	01/27/1922 • A
4	32	75-43	01/16/2013 • H
5	29	78-49	03/01/1997 • A

RECORD VS. ALABAMA • BY COACH

W-L	COACH	SEASONS
13-9	E.C. Hayes	1912-24
0-2	K.P. Gatchell	1925
3-1	Bernie Bierman	1926-27
3-7	Ray Dauber	1928-33
1-4	Edwin Hale	1934-35
2-6	Frank Carideo	1936-39
4-10	Stanfield Hitt	1940-47
2-9	Paul Gregory	1948-55
7-4	Babe McCarthy	1956-65
5-5	Joe Dan Gold	1966-70
2-12	Kermit Davis, Sr.	1971-77
1-1	Ron Greene	1978
1-6	Jim Hatfield	1979-81
4-9	Bob Boyd	1982-86
9-16	Richard Williams	1987-98
16-14	Rick Stansbury	1999-2012
0-4	Rick Ray	2013-15
4-7	Ben Howland	2016-20

ARKANSAS • ARK LEADS 33-31

Last MSU win • 78-77 • 02/15/2020
 Last ARK win • 82-68 • 01/09/2016
 Current streak • MSU • 6
 Longest MSU streak • 6
 02/09/2016-02/15/2020
 Longest ARK streak • 7
 01/07/1998-02/12/2000
 Most MSU points • 93 • 02/23/1997
 Most ARK points • 115 • 02/20/1993
 Largest MSU win • +40
 79-39 • 12/15/1951
 Largest ARK win • +57
 115-58 • 02/20/1993

AT STARKVILLE • MSU LEADS 22-7

Last MSU win • 77-70 • 01/22/2020
 Last ARK win • 65-61 • 02/21/2015
 Current streak • MSU • 3
 Longest MSU streak • 12
 01/06/2001-03/03/2012
 Longest ARK streak • 3
 01/31/1998-02/12/2000
 Most MSU points • 93 • 02/23/1997
 Most ARK points • 87 • 02/12/2000
 Largest MSU win • +40
 79-39 • 12/15/1951
 Largest ARK win • +8
 84-76 • 02/29/1992

AT FAYETTEVILLE • ARK LEADS 21-8

Last MSU win • 78-77 • 02/15/2020
 Last ARK win • 82-68 • 01/09/2016
 Current streak • MSU • 3
 Longest MSU streak • 3
 01/10/2017-02/15/2020
 Longest ARK streak • 12
 01/15/1992-03/01/2003
 Most MSU points • 88
 01/07/2012 • 03/02/2011
 Most ARK points • 115 • 02/20/1993
 Largest MSU win • +14
 70-56 • 01/10/2009
 Largest ARK win • +57
 115-58 • 02/20/1993

AT NEUTRAL SITES • ARK LEADS 5-1

Last MSU win • 76-74 • 12/11/1969
 Last ARK win • 81-72 • 03/10/2007
 Current streak • ARK • 3
 Longest MSU streak • 1
 12/11/1969
 Longest ARK streak • 3
 11/28/1977-03/10/2007
 Most MSU points • 79 • 03/06/1999
 Most ARK points • 94 • 11/28/1977
 Largest MSU win • +2
 76-74 • 12/11/1969
 Largest ARK win • +33
 94-61 • 11/28/1977

**MSU POINTS**

RANK	PTS	SCORE	DATE • LOCATION
1	93	93-77	02/23/1997 • H
2	89	89-83	02/27/2002 • H
3	88	98-88	01/07/2012 • A
	88	88-78	03/02/2011 • H
5	87	87-73	01/06/2001 • H

ARKANSAS POINTS

RANK	PTS	SCORE	DATE • LOCATION
1	115	115-58	02/20/1993 • A
2	102	102-71	12/13/1952 • A
3	99	99-78	01/15/1992 • A
4	98	98-88	01/07/2012 • A
	98	98-64	01/21/1997 • A

MARGIN OF VICTORY

RANK	PTS	SCORE	DATE • LOCATION
1	40	79-39	12/15/1951 • H
2	32	78-46	02/09/2016 • H
3	30	84-54	02/08/2003 • H
4	25	80-55	01/15/2005 • H
5	24	84-60	02/14/2007 • H

MARGIN OF DEFEAT

RANK	PTS	SCORE	DATE • LOCATION
1	57	115-58	02/20/1993 • A
2	34	98-67	01/21/1997 • A
3	33	94-61	11/28/1977 • N
4	31	102-71	12/13/1952 • A
5	26	96-70	01/23/2013 • A

RECORD VS. ARKANSAS • BY COACH

W-L	COACH	SEASONS
1-1	Paul Gregory	1948-55
0-1	Babe McCarthy	1956-65
2-1	Joe Dan Gold	1966-70
1-2	Kermit Davis, Sr.	1971-77
0-0	Ron Greene	1978
0-0	Jim Hatfield	1979-81
0-0	Bob Boyd	1982-86
5-9	Richard Williams	1987-98
16-14	Rick Stansbury	1999-2012
0-4	Rick Ray	2013-15
6-1	Ben Howland	2016-20

AUBURN • AU LEADS 78-70

Last MSU win • 92-84 • 01/26/2019
Last AU win • 80-68 • 01/04/2020
Current streak • AU • 2
Longest MSU streak • 8
02/17/2001-01/05/2005
Longest AU streak • 9
02/05/1997-01/31/2001

Most MSU points • 105 • 03/02/2004
Most AU points • 98 • 2x
02/07/2017 • 01/20/1975
Largest MSU win • +37
90-53 • 01/05/2005
Largest AU win • +31
97-66 • 01/03/1959

AT STARKVILLE • MSU LEADS 43-27

Last MSU win • 92-84 • 01/26/2019
Last AU win • 80-68 • 01/04/2020
Current streak • AU • 1
Longest MSU streak • 8 • 2x
02/17/2001-02/27/2008
02/09/1976-03/03/1983
Longest AU streak • 4
02/26/1997-01/16/2000

Most MSU points • 105 • 03/02/2004
Most AU points • 91 • 03/02/2004
Largest MSU win • +37
90-53 • 01/05/2005
Largest AU win • +18 • 2x
76-58 • 02/28/2009
73-55 • 12/22/1983

AT AUBURN • AU LEADS 48-23

Last MSU win • 78-71 • 01/21/2015
Last AU win • 80-75 • 03/02/2019
Current streak • AU • 2
Longest MSU streak • 4
02/05/1941-12/01/1942
Longest AU streak • 11
01/12/1980-01/10/1990

Most MSU points • 92
02/07/2017
Most AU points • 98 • 2x
02/07/2017 • 01/20/1975
Largest MSU win • +20
84-64 • 01/26/1991
Largest AU win • +31
97-66 • 01/03/1959

AT NEUTRAL SITES • AU LEADS 4-3

Last MSU win • 69-58 • 03/08/1996
Last AU win • 74-68 • 03/09/2017
Current streak • AU • 1
Longest MSU streak • 2
03/06/1986-03/08/1996
Longest AU streak • 2
02/27/1928-01/02/1954

Most MSU points • 75 • 01/02/1954
Most AU points • 76 • 01/02/1954
Largest MSU win • +15
52-37 • 12/14/1957
Largest AU win • +8
42-34 • 02/27/1928

MSU POINTS

RANK	PTS	SCORE	DATE • LOCATION
1	105	105-91	03/02/2004 • H
2	94	94-76	02/27/1991 • H
	94	94-87	02/19/1973 • H
4	92	92-84	01/26/2019 • H
	92	98-92	02/07/2017 • A

AUBURN POINTS

RANK	PTS	SCORE	DATE • LOCATION
1	98	98-92	02/07/2017 • A
	98	98-89	01/20/1975 • A
3	97	97-66	01/03/1959 • A
4	94	94-66	12/15/1969 • A
5	93	93-71	01/10/1990 • A

MARGIN OF VICTORY

RANK	PTS	SCORE	DATE • LOCATION
1	37	90-53	01/05/2005 • H
2	36	89-53	02/06/2002 • H
3	28	70-42	01/04/1958 • H
	28	44-16	01/22/1915 • H
5	26	61-35	12/14/1946 • H
6	22	67-45	03/08/2003 • H
7	21	32-11	01/23/1915 • H
8	20	84-64	01/26/1991 • A
9	19	85-66	01/16/2011 • H
	19	83-64	02/09/2008 • A

MARGIN OF DEFEAT

RANK	PTS	SCORE	DATE • LOCATION
1	31	97-66	01/03/1959 • A
2	28	94-66	12/15/1969 • A
3	24	92-68	02/10/1971 • A
4	22	93-71	01/10/1990 • A
	22	82-60	01/31/1953 • A

RECORD VS. AUBURN • BY COACH

W-L	COACH	SEASONS
2-2	E.C. Hayes	1912-24
0-0	K.P. Gatchell	1925
1-1	Bernie Bierman	1926-27
0-1	Ray Dauber	1928-33
0-0	Edwin Hale	1934-35
0-0	Frank Carideo	1936-39
8-4	Stanfield Hitt	1940-47
4-7	Paul Gregory	1948-55
5-6	Babe McCarthy	1956-65
4-5	Joe Dan Gold	1966-70
6-8	Kermit Davis, Sr.	1971-77
1-1	Ron Greene	1978
4-2	Jim Hatfield	1979-81
4-8	Bob Boyd	1982-86
10-15	Richard Williams	1987-98
16-12	Rick Stansbury	1999-2012
3-2	Rick Ray	2013-15
2-4	Ben Howland	2016-20



FLORIDA • UF LEADS 65-51

Last MSU win • 78-71 • 01/28/2020
Last UF win • 71-54 • 01/10/2018
Current streak • MSU • 2
Longest MSU streak • 4 • 3x
 Last 02/17/1979-12/06/1980
Longest UF streak • 12
 01/04/1984-02/22/1989
Most MSU points • 105 • 02/14/1959
Most UF points • 107 • 02/03/1975
Largest MSU win • +37
 105-68 • 02/14/1959
Largest UF win • +44
 100-56 • 01/07/1987

AT STARKVILLE • MSU LEADS 34-22

Last MSU win • 71-68 • 01/15/2019
Last UF win • 57-52 • 02/18/2017
Current streak • MSU • 1
Longest MSU streak • 7
 02/06/1952-02/15/1964
Longest UF streak • 6
 01/04/1984-02/22/1989
Most MSU points • 104 • 02/03/1975
Most UF points • 100 • 01/07/1987
Largest MSU win • +31
 55-24 • 12/13/1946
Largest UF win • +35
 82-47 • 01/26/2013

AT GAINESVILLE • UF LEADS 41-14

Last MSU win • 78-71 • 01/28/2020
Last UF win • 71-54 • 01/10/2018
Current streak • MSU • 1
Longest MSU streak • 2
 01/08/1937-01/09/1937
Longest UF streak • 6 • 3x
 Last 02/06/2010-01/10/2018
Most MSU points • 105 • 02/14/1959
Most UF points • 99 • 01/10/1955
Largest MSU win • +37
 105-68 • 02/14/1959
Largest UF win • +44
 100-56 • 01/07/1987

AT NEUTRAL SITES • MSU LEADS 3-2

Last MSU win • 75-69 • 03/12/2010
Last UF win • 80-64 • 03/11/2005
Current streak • MSU • 1
Longest MSU streak • 1 • 3x
 03/12/2010
Longest UF streak • 1 • 2x
 03/11/2005
Most MSU points • 75 • 03/12/2010
Most UF points • 80
 03/11/2005 • 03/10/1995
Largest MSU win • +10
 62-52 • 03/08/2002
Largest UF win • +16 • 2x
 80-64 • 03/11/2005
 80-64 • 03/10/1995

MSU POINTS

RANK	PTS	SCORE	DATE • LOCATION
1	105	105-68	02/14/1959 • A
2	104	107-104	02/03/1975 • H
3	98	98-73	01/20/1990 • H
4	91	91-70	01/05/1974 • H
5	90	90-73	02/23/1980 • H
	90	90-72	12/15/1979 • A
	90	90-78	02/15/1958 • H

FLORIDA POINTS

RANK	PTS	SCORE	DATE • LOCATION
1	107	107-104	02/03/1975 • H
2	100	100-56	01/07/1987 • A
3	97	97-75	01/03/1977 • A
4	96	96-79	02/22/1969 • H
5	94	94-82	01/04/1975 • A

MARGIN OF VICTORY

RANK	PTS	SCORE	DATE • LOCATION
1	37	105-68	02/14/1959 • A
2	31	55-24	12/13/1946 • H
3	25	79-54	02/21/1990 • A
	25	98-73	01/20/1990 • H
5	23	70-47	02/01/1995 • H
6	22	67-45	02/17/1962 • H
	22	53-31	01/10/1936 • H
8	21	89-68	12/06/1980 • H
	21	91-70	01/05/1974 • H
10	19	70-51	02/25/1978 • H

MARGIN OF DEFEAT

RANK	PTS	SCORE	DATE • LOCATION
1	44	100-56	01/07/1987 • A
2	35	82-47	01/26/2013 • H
3	30	88-58	02/19/2000 • A
4	28	76-48	02/02/2002 • A
	28	84-56	02/07/1987 • H

RECORD VS. FLORIDA • BY COACH

W-L	COACH	SEASONS
4-0	Frank Carideo	1936-39
4-3	Stanfield Hitt	1940-47
2-5	Paul Gregory	1948-55
6-5	Babe McCarthy	1956-65
5-6	Joe Dan Gold	1966-70
5-9	Kermit Davis, Sr.	1971-77
2-0	Ron Greene	1978
4-2	Jim Hatfield	1979-81
3-6	Bob Boyd	1982-86
6-12	Richard Williams	1987-98
8-9	Rick Stansbury	1999-2012
0-4	Rick Ray	2013-15
2-3	Ben Howland	2016-20

GEORGIA • UGA LEADS 58-56

Last MSU win • 91-59 • 01/18/2020
Last UGA win • 79-72 • 02/14/2017
Current streak • MSU • 3
Longest MSU streak • 4 • 5x
 Last 01/24/2004-02/25/2006
Longest UGA streak • 6
 02/12/2014-02/14/2017
Most MSU points • 99 • 02/20/1961
Most UGA points • 95 • 02/24/1969
Largest MSU win • +32
 91-59 • 01/18/2020
Largest UGA win • +31
 87-56 • 03/11/1993

AT STARKVILLE • MSU LEADS 33-18

Last MSU win • 91-59 • 01/18/2020
Last UGA win • 66-57 • 02/13/2016
Current streak • MSU • 2
Longest MSU streak • 5 • 3x
 Last 02/05/1992-01/05/2000
Longest UGA streak • 4
 02/11/2012-02/13/2016
Most MSU points • 98 • 02/19/1977
Most UGA points • 95 • 02/24/1969
Largest MSU win • +32
 91-59 • 01/18/2020
Largest UGA win • +20
 75-55 • 02/12/2014

AT ATHENS • UGA LEADS 29-20

Last MSU win • 68-67 • 02/20/2019
Last UGA win • 79-72 • 02/14/2017
Current streak • MSU • 1
Longest MSU streak • 4
 02/18/1957-02/18/1963
Longest UGA streak • 8
 01/14/1981-02/24/1988
Most MSU points • 99 • 02/20/1961
Most UGA points • 94 • 02/28/2001
Largest MSU win • +22 • 2x
 93-71 • 12/31/1966
 99-77 • 02/20/1961
Largest UGA win • +30
 70-40 • 12/18/1948

AT NEUTRAL SITES • UGA LEADS 11-3

Last MSU win • 79-60 • 03/12/2009
Last UGA win • 79-69 • 03/10/2016
Current streak • UGA • 2
Longest MSU streak • 1 • 3x
 03/12/2009
Longest UGA streak • 7
 02/26/1932-03/11/1993
Most MSU points • 86 • 03/09/1996
Most UGA points • 87 • 03/11/1993
Largest MSU win • +19
 79-60 • 03/12/2009
Largest UGA win • +31
 87-56 • 03/11/1993



MSU POINTS

RANK	PTS	SCORE	DATE • LOCATION
1	99	99-77	02/20/1961 • A
2	98	98-69	12/19/1977 • H
3	93	93-71	12/31/1966 • A
4	92	92-63	01/07/1967 • H
	92	92-77	02/17/1958 • H

GEORGIA POINTS

RANK	PTS	SCORE	DATE • LOCATION
1	95	95-80	02/24/1969 • H
2	94	94-73	02/28/2001 • A
3	90	90-75	01/07/1955 • A
4	87	87-56	03/11/1993 • N
	87	87-82	02/28/1972 • A

MARGIN OF VICTORY

RANK	PTS	SCORE	DATE • LOCATION
1	32	91-59	01/18/2020 • H
2	29	98-69	02/19/1977 • H
	29	92-63	01/07/1967 • H
4	28	83-55	01/05/1962 • H
5	24	86-62	02/03/1979 • H
6	23	68-45	02/11/1978 • H
7	22	93-71	12/31/1966 • A
	22	99-77	02/20/1961 • A
9	20	76-56	01/19/1974 • A
	20	76-56	02/16/1959 • A

MARGIN OF DEFEAT

RANK	PTS	SCORE	DATE • LOCATION
1	31	87-56	03/11/1993 • N
2	30	70-40	12/18/1948 • A
3	24	69-45	02/13/1984 • A
4	22	86-64	01/22/2011 • A
	22	71-49	02/10/1982 • A
	22	48-26	02/26/1932 • N

RECORD VS. GEORGIA • BY COACH

W-L	COACH	SEASONS
0-1	Ray Dauber	1928-33
0-0	Edwin Hale	1934-35
0-0	Frank Carideo	1936-39
0-1	Stanfield Hitt	1940-47
3-4	Paul Gregory	1948-55
8-3	Babe McCarthy	1956-65
5-5	Joe Dan Gold	1966-70
10-4	Kermit Davis, Sr.	1971-77
2-0	Ron Greene	1978
3-4	Jim Hatfield	1979-81
2-9	Bob Boyd	1982-86
10-12	Richard Williams	1987-98
9-9	Rick Stansbury	1999-2012
1-3	Rick Ray	2013-15
3-3	Ben Howland	2016-20

KENTUCKY • UK LEADS 98-20

Last MSU win • 66-57 • 02/03/2009
Last UK win • 80-72 • 02/04/2020
Current streak • UK • 14
Longest MSU streak • 3
03/09/2007-02/03/2009
Longest UK streak • 17 • 2x
02/18/1967-03/08/1975
02/02/1929-02/13/1956

Most MSU points • 97 • 12/04/1989
Most UK points • 118 • 03/08/1975
Largest MSU win • +13
82-69 • 02/16/1985
Largest UK win • +44
110-66 • 02/11/1952

AT STARKVILLE • UK LEADS 36-12

Last MSU win • 69-64 • 01/15/2008
Last UK win • 71-67 • 02/09/2019
Current streak • UK • 6
Longest MSU streak • 3
03/04/1989-02/09/1991
Longest UK streak • 10
02/19/1966-03/08/1975
Most MSU points • 89 • 02/11/1957
Most UK points • 118 • 03/08/1975
Largest MSU win • +13
82-69 • 02/16/1985
Largest UK win • +38
118-80 • 03/08/1975

AT LEXINGTON • UK LEADS 50-5

Last MSU win • 66-57 • 02/03/2009
Last UK win • 80-72 • 02/04/2020
Current streak • UK • 7
Longest MSU streak • 1 • 5x
Last 02/03/2009
Longest UK streak • 25
02/18/1968-02/03/1993
Most MSU points • 97 • 12/04/1989
Most UK points • 112 • 02/01/1975
Largest MSU win • +9
66-57 • 02/03/2009
Largest UK win • +44
110-66 • 02/11/1952

AT NEUTRAL SITES • UK LEADS 12-3

Last MSU win • 84-82 • 03/09/2007
Last UK win • 75-74 • 03/14/2010
Current streak • UK • 1
Longest MSU streak • 1 • 3x
Last 03/09/2007
Longest UK streak • 8
02/03/1929-03/11/1994
Most MSU points • 84 • 2x
03/09/2007 • 03/10/1996
Most UK points • 95 • 03/11/1994
Largest MSU win • +11
84-73 • 03/10/1996
Largest UK win • +32
87-55 • 01/04/1950

MSU POINTS

RANK	PTS	SCORE	DATE • LOCATION
1	97	102-97	12/04/1989 • A
2	93	94-93	03/08/1976 • A
3	89	89-81	02/11/1957 • H
4	87	87-86	01/31/1990 • H
	87	100-87	02/12/1973 • A

KENTUCKY POINTS

RANK	PTS	SCORE	DATE • LOCATION
1	118	118-80	03/08/1975 • H
2	112	112-79	02/01/1975 • A
3	111	111-76	01/05/1970 • A
4	110	110-66	02/11/1952 • A
5	108	108-69	03/04/1974 • A

MARGIN OF VICTORY

RANK	PTS	SCORE	DATE • LOCATION
1	13	82-69	02/16/1985 • H
2	11	84-73	03/10/1996 • N
3	9	66-57	02/03/2009 • A
4	8	66-58	02/09/1959 • H
	8	89-81	02/11/1957 • H

MARGIN OF DEFEAT

RANK	PTS	SCORE	DATE • LOCATION
1	44	110-66	02/11/1952 • A
2	41	93-52	01/06/1988 • A
3	39	108-69	03/04/1974 • A
4	38	118-80	03/08/1975 • H
5	35	111-76	01/05/1970 • A

RECORD VS. KENTUCKY • BY COACH

W-L	COACH	SEASONS
1-2	E.C. Hayes	1912-24
0-1	K.P. Gatchell	1925
1-0	Bernie Bierman	1926-27
0-5	Ray Dauber	1928-33
0-0	Edwin Hale	1934-35
0-2	Frank Carideo	1936-39
0-2	Stanfield Hitt	1940-47
0-7	Paul Gregory	1948-55
4-6	Babe McCarthy	1956-65
1-8	Joe Dan Gold	1966-70
1-13	Kermit Davis, Sr.	1971-77
0-2	Ron Greene	1978
1-5	Jim Hatfield	1979-81
2-8	Bob Boyd	1982-86
5-14	Richard Williams	1987-98
4-13	Rick Stansbury	1999-2012
0-4	Rick Ray	2013-15
0-6	Ben Howland	2016-20



LSU - LSU LEADS 112-102

Last MSU win • 80-77 • 03/08/2018
 Last LSU win • 60-59 • 01/11/2020
 Current streak • LSU • 2
 Longest MSU streak • 11
 01/26/1994-01/16/1999
 Longest LSU streak • 7 • 3x
 Last 12/22/1967-02/01/1971
 Most MSU points • 99 • 02/23/1963
 Most LSU points • 111 • 12/22/1967
 Largest MSU win • +37
 85-48 • 02/11/1998
 Largest LSU win • +42
 73-31 • 02/08/1946

AT STARKVILLE - MSU LEADS 60-39

Last MSU win • 88-76 • 03/04/2017
 Last LSU win • 92-88 • 02/06/2019
 Current streak • LSU • 1
 Longest MSU streak • 7
 02/26/1994-02/02/2000
 Longest LSU streak • 4 • 3x
 02/08/1979-02/06/1982
 Most MSU points • 98 • 12/17/1966
 Most LSU points • 99 • 03/03/1969
 Largest MSU win • +37
 85-48 • 02/11/1998
 Largest LSU win • +30
 42-12 • 02/08/1911

AT BATON ROUGE - LSU LEADS 70-36

Last MSU win • 95-78 • 01/07/2017
 Last LSU win • 60-59 • 01/11/2020
 Current streak • LSU • 2
 Longest MSU streak • 9
 02/26/1955-02/23/1963
 Longest LSU streak • 18
 01/31/1938-01/30/1954
 Most MSU points • 99 • 02/23/1963
 Most LSU points • 111 • 12/22/1967
 Largest MSU win • +35
 99-64 • 02/23/1963
 Largest LSU win • +42
 73-31 • 02/08/1946

AT NEUTRAL SITES - MSU LEADS 6-3

Last MSU win • 80-77 • 03/08/2018
 Last LSU win • 68-54 • 03/05/1987
 Current streak • MSU • 5
 Longest MSU streak • 5
 03/09/2002-03/08/2018
 Longest LSU streak • 2
 02/01/1930-02/28/1952
 Most MSU points • 80 • 03/08/2018
 Most LSU points • 77
 03/08/2018 • 02/28/1952
 Largest MSU win • +27
 79-52 • 03/08/2017
 Largest LSU win • +33
 77-44 • 02/28/1952

MSU POINTS

RANK	PTS	SCORE	DATE - LOCATION
1	99	99-64	02/23/1963 • A
2	98	98-84	12/17/1966 • H
3	96	96-79	02/04/1989 • H
4	95	95-78	01/07/2017 • A
	95	95-72	02/22/1958 • H

LSU POINTS

RANK	PTS	SCORE	DATE - LOCATION
1	111	111-87	12/22/1967 • A
2	109	109-91	02/02/1970 • A
3	103	103-78	01/14/1952 • A
4	99	99-89	03/03/1969 • H
5	97	97-94	02/11/2009 • H
	97	97-87	03/02/1970 • H

MARGIN OF VICTORY

RANK	PTS	SCORE	DATE - LOCATION
1	37	85-48	02/11/1998 • H
2	35	99-64	02/23/1963 • A
3	27	79-52	03/08/2017 • N
4	26	84-58	02/25/2004 • H
5	25	94-69	12/15/1950 • H
6	23	84-61	01/26/2002 • H
	23	95-72	02/22/1958 • H
8	22	61-39	01/09/2008 • A
	22	73-51	12/30/1961 • N
10	21	87-66	02/03/1962 • A

MARGIN OF DEFEAT

RANK	PTS	SCORE	DATE - LOCATION
1	42	73-31	02/08/1946 • A
2	36	67-31	02/13/1935 • A
3	35	62-27	01/29/1945 • A
4	33	77-44	02/28/1952 • N
5	31	61-30	02/09/1934 • A

RECORD VS. LSU - BY COACH

W-L	COACH	SEASONS
0-2	T.H. Werner	1909
0-2	W.D. Chadwick	1911
8-5	E.C. Hayes	1912-24
0-1	K.P. Gatchell	1925
0-0	Bernie Bierman	1926-27
4-9	Ray Dauber	1928-33
1-5	Edwin Hale	1934-35
5-10	Frank Carideo	1936-39
5-9	Stanfield Hitt	1940-47
6-11	Paul Gregory	1948-55
16-5	Babe McCarthy	1956-65
4-6	Joe Dan Gold	1966-70
8-6	Kermit Davis, Sr.	1971-77
2-0	Ron Greene	1978
1-5	Jim Hatfield	1979-81
2-8	Bob Boyd	1982-86
17-8	Richard Williams	1987-98
18-13	Rick Stansbury	1999-2012
1-3	Rick Ray	2013-15
4-4	Ben Howland	2016-20

MISSOURI - MSU LEADS 9-5

Last MSU win • 67-63 • 02/29/2020
 Last MIZZOU win • 89-85 • 01 • 02/10/2018
 Current streak • MSU • 3
 Longest MSU streak • 5
 02/14/2015-01/27/2018
 Longest MIZZOU streak • 2 • 2x
 Last 02/13/2013-03/01/2014
 Most MSU points • 89 • 01/25/2017
 Most MIZZOU points • 102 • 12/07/1974
 Largest MSU win • +27
 72-45 • 01/14/2020
 Largest MIZZOU win • +42
 78-36 • 02/13/2013

AT STARKVILLE - MSU LEADS 6-1

Last MSU win • 72-45 • 01/14/2020
 Last MIZZOU win • 78-36 • 02/13/2013
 Current streak • MSU • 5
 Longest MSU streak • 5
 03/14/2017-01/14/2020
 Longest MIZZOU streak • 1
 02/13/2013
 Most MSU points • 89 • 01/25/2017
 Most MIZZOU points • 78 • 02/13/2013
 Largest MSU win • +27
 72-45 • 01/14/2020
 Largest MIZZOU win • +42
 78-36 • 02/13/2013

AT COLUMBIA - MIZZOU LEADS 4-3

Last MSU win • 67-63 • 02/29/2020
 Last MIZZOU win • 89-85 • 02/10/2018
 Current streak • MSU • 1
 Longest MSU streak • 2
 02/14/2015-01/30/2016
 Longest MIZZOU streak • 3
 12/07/1974-03/01/2014
 Most MSU points • 85 • 02/10/2018
 Most MIZZOU points • 102 • 12/07/1974
 Largest MSU win • +14
 76-62 • 01/30/2016
 Largest MIZZOU win • +24
 102-78 • 12/07/1974

AT NEUTRAL SITES - 0-0

Last MSU win • NA
 Last MIZZOU win • NA
 Current streak • NA
 Longest MSU streak • NA
 Longest MIZZOU streak • NA
 Most MSU points • NA
 Most MIZZOU points • NA
 Largest MSU win • NA
 Largest MIZZOU win • NA



MSU POINTS

RANK	PTS	SCORE	DATE • LOCATION
1	89	89-74	01/25/2017 • H
2	87	87-75	12/30/2007 • H
3	85	89-85	02/10/2018 • A
4	78	102-78	12/07/1974 • A
5	77	77-74	02/14/2015 • A

MISSOURI POINTS

RANK	PTS	SCORE	DATE • LOCATION
1	102	102-78	12/07/1974 • A
2	89	89-85	02/10/2018 • A
3	85	85-66	03/01/2014 • A
4	83	83-75	01/02/2007 • A
5	78	78-36	02/13/2013 • H

MARGIN OF VICTORY

RANK	PTS	SCORE	DATE • LOCATION
1	27	72-45	01/14/2020 • H
2	19	68-49	02/26/2019 • H
3	15	89-74	01/25/2017 • H
4	14	76-62	01/30/2016 • A
5	12	74-62	01/27/2018 • H
	12	87-75	12/30/2007 • H

MARGIN OF DEFEAT

RANK	PTS	SCORE	DATE • LOCATION
1	42	78-36	02/13/2013 • H
2	24	102-78	12/07/1974 • A
3	19	85-66	03/01/2014 • A
4	8	83-75	01/02/2007 • A

RECORD VS. MISSOURI • BY COACH

W-L	COACH	SEASONS
0-1	Kermit Davis, Sr.	1971-77
1-1	Rick Stansbury	1999-2012
2-2	Rick Ray	2013-15
6-1	Ben Howland	2016-20

OLE MISS • MSU LEADS 145-117

Last MSU win • 69-44 • 03/07/2020
Last OM win • 83-58 • 02/11/2020
Current streak • MSU • 1
Longest MSU streak • 9
02/25/1914-02/23/1917
Longest OM streak • 8
01/19/1980-02/19/1983

Most MSU points • 104 • 01/24/1990
Most OM points • 102 • 01/24/1990
Largest MSU win • +66
84-18 • 02/26/1914
Largest OM win • +37
61-24 • 02/10/1945

AT STARKVILLE • MSU LEADS 96-27

Last MSU win • 69-44 • 03/07/2020
Last OM win • 81-77 • 01/12/2019
Current streak • MSU • 1
Longest MSU streak • 11
02/18/1922-02/09/1929
Longest OM streak • 4
02/16/1980-01/22/1983

Most MSU points • 104 • 01/24/1990
Most OM points • 102 • 01/24/1990
Largest MSU win • +66
84-18 • 02/26/1914
Largest OM win • +37
61-24 • 02/10/1945

AT OXFORD • OM LEADS 85-44

Last MSU win • 81-75 • 02/02/2019
Last OM win • 83-58 • 02/11/2020
Current streak • OM • 1
Longest MSU streak • 5
02/27/1914-02/23/1917
Longest OM streak • 13
02/15/1945-02/06/1954

Most MSU points • 100 • 01/30/1956
Most OM points • 95 • 02/27/1951
Largest MSU win • +38
52-14 • 02/08/1919
Largest OM win • +35
95-60 • 02/27/1951

AT NEUTRAL SITES • TIED 5-5

Last MSU win • 73-64 • 03/14/2003
Last OM win • 78-66 • 03/13/2014
Current streak • OM • 1
Longest MSU streak • 3
01/07/1939-03/14/2003
Longest OM streak • 3
02/07/1930-01/11/1938

Most MSU points • 73 • 03/14/2003
Most OM points • 78 • 03/13/2014
Largest MSU win • +13
58-45 • 01/12/1938
Largest OM win • +12 • 2x
78-66 • 03/13/2014
49-37 • 01/11/1938

MSU POINTS

RANK	PTS	SCORE	DATE • LOCATION
1	104	104-102	01/24/1990 • H
2	101	101-92	01/11/1979 • H
	101	101-72	01/23/1965 • H
4	100	100-80	01/27/1975 • H
	100	100-79	01/30/1956 • A

OLE MISS POINTS

RANK	PTS	SCORE	DATE • LOCATION
1	102	104-102	01/24/1990 • H
2	95	95-60	02/27/1951 • A
3	93	93-75	02/06/2013 • A
4	92	101-92	01/11/1979 • H
5	88	88-61	01/31/2017 • A

MARGIN OF VICTORY

RANK	PTS	SCORE	DATE • LOCATION
1	66	84-18	02/26/1914 • H
2	53	68-15	02/25/1914 • H
3	42	94-52	01/14/1995 • H
4	38	52-14	02/08/1919 • A
5	36	85-49	01/08/1977 • H
	36	49-13	02/27/1920 • H
7	31	91-60	02/27/1958 • H
	31	48-17	02/18/1922 • H
9	30	61-31	02/09/1935 • H
10	29	84-55	02/18/2006 • H
	29	101-72	01/23/1965 • H
	29	87-58	01/17/1959 • H

MARGIN OF DEFEAT

RANK	PTS	SCORE	DATE • LOCATION
1	37	61-24	02/10/1945 • H
2	35	95-60	02/27/1951 • A
3	32	70-38	02/18/1938 • A
4	27	88-61	01/31/2017 • A
5	25	83-58	02/11/2020 • A

RECORD VS. OLE MISS • BY COACH

W-L	COACH	SEASONS
24-7	E.C. Hayes	1912-24
2-0	K.P. Gatchell	1925
2-3	Bernie Bierman	1926-27
9-11	Ray Dauber	1928-33
4-4	Edwin Hale	1934-35
9-11	Frank Carideo	1936-39
14-11	Stanfield Hitt	1940-47
7-11	Paul Gregory	1948-55
16-5	Babe McCarthy	1956-65
4-6	Joe Dan Gold	1966-70
7-7	Kermit Davis, Sr.	1971-77
1-1	Ron Greene	1978
2-4	Jim Hatfield	1979-81
4-6	Bob Boyd	1982-86
13-11	Richard Williams	1987-98
21-8	Rick Stansbury	1999-2012
2-5	Rick Ray	2013-15
4-6	Ben Howland	2016-20



SOUTH CAROLINA - MSU LEADS 23-16

Last MSU win • 79-76 • 02/19/2020
 Last SC win • 83-71 • 03/03/2020
 Current streak • SC - 1
 Longest MSU streak • 7
 02/23/2008-01/09/2013
 Longest SC streak • 3 • 3x
 Last 03/08/2014-01/26/2016
 Most MSU points • 83 • 02/13/1993
 Most SC points • 87 • 01/08/2019
 Largest MSU win • +20
 83-63 • 02/13/1993
 Largest SC win • +22
 83-61 • 02/11/2006

AT STARKVILLE - MSU LEADS 13-4

Last MSU win • 79-76 • 02/19/2020
 Last SC win • 77-73 • 02/11/2017
 Current streak • MSU • 3
 Longest MSU streak • 4
 01/02/1999-01/22/2005
 Longest SC streak • 1 • 4x
 Last 02/11/2017
 Most MSU points • 83 • 02/13/1993
 Most SC points • 77 • 02/11/2017
 Largest MSU win • +20
 83-63 • 02/13/1993
 Largest SC win • +12
 74-62 • 03/08/2014

AT COLUMBIA - SC LEADS 10-8

Last MSU win • 81-76 • 01/31/2018
 Last SC win • 83-71 • 03/03/2020
 Current streak • SC - 2
 Longest MSU streak • 3
 02/23/2008-02/29/2012
 Longest SC streak • 4
 03/06/2013-02/28/2017
 Most MSU points • 82 • 01/08/2019
 Most SC points • 87 • 01/08/2019
 Largest MSU win • +13
 76-63 • 02/27/2010
 Largest SC win • +22
 83-61 • 02/11/2006

AT NEUTRAL SITES - TIED AT 2-2

Last MSU win • 70-59 • 03/13/2013
 Last SC win • 59-44 • 03/09/2006
 Current streak • MSU • 2
 Longest MSU streak • 2
 03/13/2009-03/13/2013
 Longest SC streak • 2
 03/08/2001-03/09/2006
 Most MSU points • 82 • 03/13/2009
 Most SC points • 69 • 03/08/2001
 Largest MSU win • +14
 82-68 • 03/13/2009
 Largest SC win • +15
 59-44 • 03/09/2006

MSU POINTS

RANK	PTS	SCORE	DATE - LOCATION
1	83	83-61	02/13/1993 • H
2	82	87-82	01/08/2019 • A
	82	82-68	03/13/2009 • N
4	81	81-76	01/31/2018 • A
5	79	79-76	02/19/2020 • H
	79	79-75	02/11/2004 • A

SOUTH CAROLINA POINTS

RANK	PTS	SCORE	DATE - LOCATION
1	87	87-82	01/08/2019 • A
2	84	84-74	01/26/2016 • A
3	83	83-71	03/03/2020 • A
	83	83-61	02/11/2006 • A
4	81	81-68	02/28/2015 • A

MARGIN OF VICTORY

RANK	PTS	SCORE	DATE - LOCATION
1	20	83-63	02/13/1993 • H
2	16	64-48	01/22/2003 • H
3	15	71-56	01/03/1995 • H
4	14	82-68	03/13/2009 • N
5	13	76-63	02/27/2010 • A

MARGIN OF DEFEAT

RANK	PTS	SCORE	DATE - LOCATION
1	22	83-61	02/11/2006 • A
2	15	59-44	03/09/2006 • N
3	13	81-68	02/28/2015 • A
4	12	83-71	03/03/2020 • A
	12	74-62	03/08/2014 • H

RECORD VS. SOUTH CAROLINA - BY COACH

W-L	COACH	SEASONS
4-3	Richard Williams	1987-98
12-5	Rick Stansbury	1999-2012
2-3	Rick Ray	2013-15
5-5	Ben Howland	2016-20

TENNESSEE - UT LEADS 85-44

Last MSU win • 86-73 • 02/01/2020
 Last UT win • 83-76 • 03/15/2019
 Current streak • MSU - 1
 Longest MSU streak • 4 • 3x
 Last 01/05/1994-01/27/1996
 Longest UT streak • 17
 02/14/1939-03/03/1949
 Most MSU points • 97 • 02/09/1957
 Most UT points • 109 • 02/24/1975
 Largest MSU win • +27
 95-68 • 02/02/1991
 Largest UT win • +33
 82-49 • 01/08/1972

AT STARKVILLE - UT LEADS 30-29

Last MSU win • 86-73 • 02/01/2020
 Last UT win • 76-54 • 02/27/2018
 Current streak • MSU - 1
 Longest MSU streak • 5 • 2x
 Last 02/12/1983-02/21/1987
 Longest UT streak • 5
 01/08/1943-02/02/1948
 Most MSU points • 97 • 02/09/1957
 Most UT points • 97 • 01/25/1975
 Largest MSU win • +27
 95-68 • 02/02/1991
 Largest UT win • +26
 93-67 • 02/12/1955

AT KNOXVILLE - UT LEADS 46-11

Last MSU win • 71-66 • 02/03/2015
 Last UT win • 71-54 • 03/05/2019
 Current streak • UT • 2
 Longest MSU streak • 2
 01/16/1978-01/08/1979
 Longest UT streak • 13
 02/08/1964-01/24/1977
 Most MSU points • 91 • 02/10/1962
 Most UT points • 109 • 02/24/1975
 Largest MSU win • +24
 91-67 • 02/10/1962
 Largest UT win • +33
 82-49 • 01/08/1972

AT NEUTRAL SITES - UT LEADS 9-4

Last MSU win • 64-61 • 03/15/2009
 Last UT win • 83-76 • 03/15/2019
 Current streak • UT • 3
 Longest MSU streak • 3
 03/10/1994-03/15/2009
 Longest UT streak • 6
 03/03/1938-03/08/1991
 Most MSU points • 76 • 03/15/2019
 Most UT points • 87 • 03/08/1991
 Largest MSU win • +15
 33-18 • 02/29/1924
 Largest UT win • +27
 73-46 • 03/03/1949

**MSU POINTS**

RANK	PTS	SCORE	DATE • LOCATION
1	97	97-90	02/09/1957 • H
2	95	95-68	02/02/1991 • H
3	94	94-76	02/12/1992 • H
4	92	92-91	01/16/2002 • H
5	91	91-67	02/10/1962 • A

TENNESSEE POINTS

RANK	PTS	SCORE	DATE • LOCATION
1	109	109-83	02/24/1975 • A
2	104	104-83	02/08/1958 • A
3	97	97-87	01/25/1975 • H
	97	97-81	02/13/1954 • A
5	93	93-76	02/10/1973 • A
	93	93-67	02/12/1955 • H

MARGIN OF VICTORY

RANK	PTS	SCORE	DATE • LOCATION
1	27	95-68	02/02/1991 • H
2	24	91-67	02/10/1962 • A
3	22	82-60	01/28/2004 • H
	22	48-26	01/30/1924 • H
5	18	94-76	02/12/1992 • H
6	17	75-58	02/11/1956 • A
7	16	82-66	01/23/1985 • H
8	15	33-18	02/29/1924 • N
9	14	80-66	01/05/1994 • H
10	13	86-73	02/01/2020 • H

MARGIN OF DEFEAT

RANK	PTS	SCORE	DATE • LOCATION
1	33	82-49	01/08/1972 • A
2	30	80-50	01/04/1969 • A
3	29	65-36	02/01/1947 • A
4	27	73-46	03/03/1949 • N
5	26	109-83	02/24/1975 • A

RECORD VS. TENNESSEE • BY COACH

W-L	COACH	SEASONS
2-1	E.C. Hayes	1912-24
0-0	K.P. Gatchell	1925
0-0	Bernie Bierman	1926-27
0-0	Ray Dauber	1928-33
0-0	Edwin Hale	1934-35
3-2	Frank Carideo	1936-39
0-11	Stanfield Hitt	1940-47
2-9	Paul Gregory	1948-55
6-4	Babe McCarthy	1956-65
2-7	Joe Dan Gold	1966-70
2-12	Kermit Davis, Sr.	1971-77
2-0	Ron Greene	1978
2-4	Jim Hatfield	1979-81
5-5	Bob Boyd	1982-86
8-11	Richard Williams	1987-98
7-9	Rick Stansbury	1999-2012
1-4	Rick Ray	2013-15
2-6	Ben Howland	2016-20

TEXAS A&M • TIED AT 7-7

Last MSU win • 80-54 • 03/14/2019
Last A&M win • 87-75 • 02/22/2020
Current streak • A&M • 1
Longest MSU streak • 4
01/14/2017-03/14/2019
Longest A&M streak • 4
02/05/2014-02/24/2016

Most MSU points • 93 • 02/20/2018
Most A&M points • 87
02/22/2020
Largest MSU win • +26
80-54 • 03/14/2019
Largest A&M win • +20
72-52 • 02/05/2014

AT STARKVILLE • MSU LEADS 3-2

Last MSU win • 92-81 • 03/09/2019
Last A&M win • 61-60 • 01/06/2016
Current streak • MSU • 2
Longest MSU streak • 2
01/14/2017-03/09/2019
Longest A&M streak • 1 • 2x
Last
01/06/2016
Most MSU points • 92 • 03/09/2019
Most A&M points • 81 • 03/09/2019
Largest MSU win • +11
92-81 • 03/22/1995
Largest A&M win • +6
55-49 • 01/30/2013

AT COLLEGE STATION • A&M LEADS 4-1

Last MSU win • 93-81 • 02/20/2018
Last A&M win • 87-75 • 02/22/2020
Current streak • A&M • 1
Longest MSU streak • 1
02/20/2018
Longest A&M streak • 3
02/05/2014-02/24/2016

Most MSU points • 93 • 02/20/2018
Most A&M points • 87 • 02/22/2020
Largest MSU win • +12
93-81 • 02/20/2018
Largest A&M win • +20
72-52 • 02/05/2014

AT NEUTRAL SITES • MSU LEADS 3-1

Last MSU win • 80-54 • 03/14/2019
Last A&M win • 58-54 • 12/20/1963
Current streak • MSU • 3
Longest MSU streak • 3
12/07/1966-03/14/2019
Longest A&M streak • 1
12/20/1963
Most MSU points • 80 • 03/14/2019
Most A&M points • 60 • 11/17/2011
Largest MSU win • +26
80-54 • 03/14/2019
Largest A&M win • +4
58-54 • 12/20/1963

MSU POINTS

RANK	PTS	SCORE	DATE • LOCATION
1	93	93-81	02/20/2018 • A
2	92	92-81	03/09/2019 • H
3	81	81-72	01/18/2014 • H
4	80	80-54	03/14/2019 • N
5	75	87-75	02/22/2020 • A

TEXAS A&M POINTS

RANK	PTS	SCORE	DATE • LOCATION
1	87	87-75	02/22/2020 • A
2	81	92-81	03/09/2019 • H
	81	93-81	02/20/2018 • A
4	74	74-70	01/13/2015 • A
5	72	72-52	02/05/2014 • A
	72	81-72	01/18/2014 • H

MARGIN OF VICTORY

RANK	PTS	SCORE	DATE • LOCATION
1	26	80-54	03/14/2019 • N
2	13	62-49	12/07/1966 • N
3	12	93-81	02/20/2018 • A
4	11	92-81	03/09/2019 • H

MARGIN OF DEFEAT

RANK	PTS	SCORE	DATE • LOCATION
1	20	72-52	02/05/2014 • A
2	12	87-75	02/22/2020 • A
3	6	55-49	01/30/2013 • H
4	4	74-70	01/13/2015 • A
	4	58-54	12/20/1963 • N

RECORD VS. TEXAS A&M • BY COACH

W-L	COACH	SEASONS
0-1	Babe McCarthy	1956-65
1-0	Joe Dan Gold	1966-70
1-0	Rick Stansbury	1999-2012
1-3	Rick Ray	2013-15
4-3	Ben Howland	2016-20



VANDERBILT - VANDY LEADS 79-51

Last MSU win	• 80-70 • 02/08/2020
Last VANDY win	• 81-80 • 02/14/2018
Current streak	• MSU • 2
Longest MSU streak	• 4
	02/21/2001-02/28/2004
Longest VANDY streak	• 9
	03/09/1972-03/06/1976
Most MSU points	• 110 • 12/06/1979
Most VANDY points	• 120 • 03/08/1969
Largest MSU win	• +28
	76-48 • 02/22/1995
Largest VANDY win	• +47
	90-43 • 02/14/1949

AT STARKVILLE - MSU LEADS 35-23

Last MSU win	• 80-70 • 02/08/2020
Last VANDY win	• 72-31 • 02/23/2013
Current streak	• MSU • 4
Longest MSU streak	• 8
	02/22/1995-01/17/2009
Longest VANDY streak	• 4
	03/10/1973-01/05/1976
Most MSU points	• 110 • 12/06/1979
Most VANDY points	• 120 • 03/08/1969
Largest MSU win	• +28
	76-48 • 02/22/1995
Largest VANDY win	• +41 • 2x
	72-31 • 02/23/2013
	80-39 • 02/27/1993

AT NASHVILLE - VANDY LEADS 48-10

Last MSU win	• 71-55 • 01/19/2019
Last VANDY win	• 81-80 • 02/14/2018
Current streak	• MSU • 1
Longest MSU streak	• 2
	02/20/2002-02/28/2004
Longest VANDY streak	• 12
	02/08/1943-01/11/1964
Most MSU points	• 90 • 03/05/1966
Most VANDY points	• 104 • 03/09/1972
Largest MSU win	• +23
	66-43 • 02/20/2002
Largest VANDY win	• +47
	90-43 • 02/14/1949

AT NEUTRAL SITES - VANDY LEADS 8-6

Last MSU win	• 82-68 • 03/12/2014
Last VANDY win	• 87-81 • 03/11/2011
Current streak	• MSU • 1
Longest MSU streak	• 2
	03/11/1983-03/05/1986
Longest VANDY streak	• 3
	03/01/1939-03/04/1981
Most MSU points	• 82 • 03/12/2014
Most VANDY points	• 87 • 03/11/2011
Largest MSU win	• +18
	76-58 • 03/04/1999
Largest VANDY win	• +33
	73-40 • 03/01/1939

MSU POINTS

RANK	PTS	SCORE	DATE - LOCATION
1	110	110-106	12/06/1979 • H
2	102	102-77	01/29/1977 • H
3	92	92-90	03/05/1966 • A
4	87	102-87	12/14/1968 • A
5	86	100-86	01/13/1962 • A

VANDERBILT POINTS

RANK	PTS	SCORE	DATE - LOCATION
1	120	120-83	03/08/1969 • H
2	106	110-106	12/06/1979 • H
3	104	104-82	03/09/1972 • A
4	102	102-87	12/14/1968 • A
5	100	100-86	01/13/1962 • A

MARGIN OF VICTORY

RANK	PTS	SCORE	DATE - LOCATION
1	28	76-48	02/22/1995 • H
2	25	102-77	01/29/1977 • H
3	23	66-43	02/20/2002 • A
	23	85-62	01/12/1991 • H
5	22	82-60	02/05/2003 • H
6	18	80-62	01/16/2018 • H
	18	76-58	03/04/1999 • N
	18	83-65	01/12/1959 • H
9	17	80-63	02/21/2001 • H
10	16	71-55	01/19/2019 • A
	16	64-48	01/08/1983 • H

MARGIN OF DEFEAT

RANK	PTS	SCORE	DATE - LOCATION
1	47	90-43	02/14/1949 • A
2	41	72-31	02/23/2013 • H
	41	80-39	02/27/1993 • H
4	37	120-83	03/08/1969 • H
5	35	85-50	02/13/1950 • A

RECORD VS. VANDERBILT - BY COACH

W-L	COACH	SEASONS
0-3	E.C. Hayes	1912-24
1-0	K.P. Gatchell	1925
1-2	Bernie Bierman	1926-27
3-0	Ray Dauber	1928-33
0-0	Edwin Hale	1934-35
0-1	Frank Carideo	1936-39
1-4	Stanfield Hitt	1940-47
2-9	Paul Gregory	1948-55
4-6	Babe McCarthy	1956-65
2-7	Joe Dan Gold	1966-70
3-11	Kermit Davis, Sr.	1971-77
2-0	Ron Greene	1978
3-4	Jim Hatfield	1979-81
6-6	Bob Boyd	1982-86
6-13	Richard Williams	1987-98
11-8	Rick Stansbury	1999-2012
2-3	Rick Ray	2013-15
4-2	Ben Howland	2016-20



AKRON			
O-0-2	H-0-1	A-0-0	N-0-1
DATE	RESULT	LOCATION	LOCATION
12/20/2005	L-83-72	Guaynabo, PR	
11/09/2011	L-68-58	Starkville	

ALABAMA-BIRMINGHAM - UAB			
O-3-4	H-1-2	A-1-2	N-1-0
DATE	RESULT	LOCATION	LOCATION
12/17/1982	W-67-47	Chattanooga, TN	
12/13/1983	L-55-53	Starkville	
12/17/1984	L-65-63	Birmingham	
12/09/1992	L-73-68	Birmingham	
12/07/1993	L-66-63 - OT	Starkville	
01/02/2003	W-68-52	Birmingham	
12/06/2003	W-86-84	Starkville	

ALABAMA A&M			
O-4-1	H-4-1	A-0-0	N-0-0
DATE	RESULT	LOCATION	LOCATION
11/21/1999	W-89-67	Starkville	
11/30/2000	W-102-60	Starkville	
11/28/2001	W-70-45	Starkville	
12/02/2002	W-100-58	Starkville	
12/30/2012	L-59-57	Starkville	

ALABAMA STATE			
O-4-0	H-4-0	A-0-0	N-0-0
DATE	RESULT	LOCATION	LOCATION
12/18/2006	W-74-59	Starkville	
12/06/2008	W-76-67	Starkville	
12/14/2010	W-67-46	Starkville	
11/10/2017	W-96-68	Starkville	

ALCON STATE			
O-4-2	H-3-1	A-0-0	N-1-1
DATE	RESULT	LOCATION	LOCATION
03/08/1979	L-80-78	Starkville	
12/01/1979	W-83-80	Biloxi, MS	
12/27/1979	L-82-75	Mobile, AL	
12/18/1990	W-120-65	Starkville	
11/27/2012	W-60-42	Starkville	
11/26/2018	W-88-65	Starkville	

APPALACHIAN STATE			
O-1-0	H-1-0	A-0-0	N-0-0
DATE	RESULT	LOCATION	LOCATION
11/19/2010	W-76-74	Starkville	

ARIZONA			
O-2-2	H-0-0	A-1-0	N-1-2
DATE	RESULT	LOCATION	LOCATION
12/29/1970	L-77-75	Greenville, SC	
12/30/2000	W-75-74	Tucson	
12/05/2004	L-68-64	Anaheim, CA	
11/18/2011	W-67-57	New York City, NY	

ARIZONA STATE			
O-0-2	H-0-0	A-0-0	N-0-2
DATE	RESULT	LOCATION	LOCATION
12/29/1987	L-70-69	Honolulu, HI	
11/19/2018	L-72-67	Las Vegas, NV	

ARKANSAS-PINE BLUFF			
O-2-0	H-1-0	A-0-0	N-1-0
DATE	RESULT	LOCATION	LOCATION
11/17/1998	W-105-53	Jackson, MS	
11/23/1999	W-107-67	Starkville	

ARKANSAS STATE			
O-10-3	H-7-1	A-3-2	N-0-0
DATE	RESULT	LOCATION	LOCATION
12/08/1950	L-67-61	Jonesboro	
12/08/1951	W-67-43	Starkville	
12/17/1951	W-64-63	Jonesboro	
12/16/1953	W-79-74	Jonesboro	
02/10/1954	W-74-71	Starkville	
12/14/1955	L-76-61	Jonesboro	
01/21/1956	W-86-78	Starkville	
12/17/1956	W-102-80	Starkville	
12/08/1958	W-72-57	Jonesboro	
12/15/1958	W-98-71	Starkville	
12/08/2001	W-91-83	Starkville	
11/21/2005	W-68-63	Starkville	
12/17/2014	L-69-55	Starkville	

AUSTIN PEAY			
O-2-1	H-2-0	A-0-1	N-0-0
DATE	RESULT	LOCATION	LOCATION
01/22/1992	L-103-97	Clarksville	
12/01/1992	W-80-73	Starkville	
11/09/2018	W-95-67	Starkville	

BALL STATE			
O-1-1	H-1-0	A-0-1	N-0-0
DATE	RESULT	LOCATION	LOCATION
12/08/1990	W-86-72	Starkville	
12/03/1991	L-81-52	Muncie	

BAYLOR			
O-3-1	H-1-0	A-1-0	N-1-1
DATE	RESULT	LOCATION	LOCATION
12/08/1959	W-70-61 - OT	Murray, KY	
03/15/1990	W-84-75	Starkville	
12/28/2011	L-54-52	Dallas, TX	
03/18/2018	W-78-77	Waco	

BELMONT			
O-1-0	H-1-0	A-0-0	N-0-0
DATE	RESULT	LOCATION	LOCATION
11/25/1998	W-66-65	Starkville	

BETHUNE-COOKMAN - BCU			
O-1-0	H-1-0	A-0-0	N-0-0
DATE	RESULT	LOCATION	LOCATION
11/21/2009	W-67-51	Starkville	

BOISE STATE			
O-1-0	H-0-0	A-0-0	N-1-0
DATE	RESULT	LOCATION	LOCATION
11/18/2016	W-80-68	Charleston, SC	

BOWLING GREEN			
O-1-1	H-0-0	A-0-0	N-1-1
DATE	RESULT	LOCATION	LOCATION
03/16/1963	W-65-60	East Lansing, MI	
12/30/1996	L-75-59	San Juan, PR	

BRADLEY			
O-1-0	H-1-0	A-0-0	N-0-0
DATE	RESULT	LOCATION	LOCATION
03/17/2007	W-101-72	Starkville	

BRIGHAM YOUNG - BYU			
O-2-1	H-2-0	A-0-1	N-0-0
DATE	RESULT	LOCATION	LOCATION
12/06/1995	L-74-68 - OT	Provo	
12/02/1996	W-79-74	Starkville	
12/29/2018	W-103-81	Starkville	

BUTLER			
O-0-1	H-0-0	A-0-0	N-0-1
DATE	RESULT	LOCATION	LOCATION
03/21/2003	L-47-46	Birmingham, AL	

CALIFORNIA - CAL			
O-0-2	H-0-0	A-0-1	N-0-1
DATE	RESULT	LOCATION	LOCATION
12/09/1996	L-78-45	Landover, MD	
11/13/2000	L-83-76 - OT	Berkeley	

CENTRAL ARKANSAS - UCA			
O-1-0	H-0-0	A-0-0	N-1-0
DATE	RESULT	LOCATION	LOCATION
12/22/2012	W-79-72	Jackson, MS	

CENTRAL FLORIDA - UCF			
O-0-1	H-0-0	A-0-0	N-0-1
DATE	RESULT	LOCATION	LOCATION
11/17/2016	L-86-61	Charleston, SC	

CHARLESTON			
O-1-0	H-1-0	A-0-0	N-0-0
DATE	RESULT	LOCATION	LOCATION
12/01/1973	W-88-64	Starkville	

CHARLOTTE			
O-3-1	H-1-1	A-2-0	N-0-0
DATE	RESULT	LOCATION	LOCATION
12/06/1971	W-87-68	Charlotte	
11/23/2005	W-53-38	Charlotte	
11/29/2006	W-78-69	Starkville	
12/10/2008	L-70-64	Starkville	

CHATTANOOGA			
O-6-4	H-3-2	A-2-2	N-1-0
DATE	RESULT	LOCATION	LOCATION
03/03/1923	W-33-21	Atlanta, GA	
01/18/1947	W-52-31	Starkville	
01/31/1947	W-58-52	Chattanooga	
12/05/1981	W-69-57	Starkville	
12/18/1982	L-62-54	Chattanooga	
12/17/1985	L-48-47	Starkville	
12/16/1986	L-66-51	Chattanooga	
11/30/1990	W-76-70	Chattanooga	
11/22/1991	L-85-73	Starkville	
11/19/2005	W-64-48	Starkville	

CHICAGO STATE			
O-1-0	H-1-0	A-0-0	N-0-0
DATE	RESULT	LOCATION	LOCATION
12/04/1975	W-113-81	Starkville	



CINCINNATI

O-1-3	H-1-0	A-0-1	N-2-2
DATE	RESULT	LOCATION	LOCATION
11/30/1979	W • 87-82		Biloxi, MS
03/24/1996	W • 73-63		Lexington, KY
12/20/2001	L • 90-56		Las Vegas, NV
12/18/2008	L • 75-63		Cincinnati - N
12/12/2017	L • 65-50		Highland Heights, KY - A
12/15/2018	W • 70-59		Starkville

CLEMSON

O-1-3	H-0-1	A-0-1	N-1-1
DATE	RESULT	LOCATION	LOCATION
12/19/1981	L • 59-32		Houston, TX
11/21/2006	L • 69-66		Clemson
11/15/2007	L • 84-82		Starkville
12/08/2018	W • 82-71		Newark, NJ

COASTAL CAROLINA

O-1-0	H-0-0	A-1-0	N-0-0
DATE	RESULT	LOCATION	LOCATION
11/24/2019	W • 81-56		Conway

COLGATE

O-1-0	H-0-0	A-0-0	N-1-0
DATE	RESULT	LOCATION	LOCATION
12/02/1994	W • 80-76		Missoula, MT

COLORADO STATE

O-0-1	H-0-0	A-0-1	N-0-0
DATE	RESULT	LOCATION	LOCATION
03/10/1999	L • 69-56		Fort Collins

CONNECTICUT • UCONN

O-2-1	H-0-0	A-0-1	N-2-0
DATE	RESULT	LOCATION	LOCATION
12/06/1974	W • 89-87		Columbia, MO
12/30/1989	L • 84-68		Hartford
03/22/1996	W • 60-55		Lexington, KY

DAVIDSON

O-1-1	H-0-0	A-0-0	N-1-1
DATE	RESULT	LOCATION	LOCATION
12/20/1955	W • 89-82		Charlotte, NC
12/29/1965	L • 72-60		Charlotte, NC

DAYTON

O-3-0	H-1-0	A-2-0	N-0-0
DATE	RESULT	LOCATION	LOCATION
12/19/1975	W • 56-54		Dayton
12/03/2017	W • 61-59		Starkville
11/30/2018	W • 65-58		Dayton

DELAWARE

O-1-0	H-0-0	A-0-0	N-1-0
DATE	RESULT	LOCATION	LOCATION
12/29/1989	W • 66-65		Hartford, CT

DENVER

O-1-0	H-0-0	A-0-0	N-1-0
DATE	RESULT	LOCATION	LOCATION
12/28/1956	W • 69-65		Evansville, IN

DEPAUL

O-1-1	H-0-0	A-0-0	N-1-1
DATE	RESULT	LOCATION	LOCATION
12/28/1988	L • 62-60		New Orleans, LA
12/10/2009	W • 76-45		Tampa, FL

DETROIT

O-2-1	H-1-0	A-1-1	N-0-0
DATE	RESULT	LOCATION	LOCATION
12/27/1968	L • 86-62		Detroit
11/22/2010	W • 82-76		Starkville
12/17/2011	W • 80-75		Detroit

DRAKE

O-2-0	H-1-0	A-1-0	N-0-0
DATE	RESULT	LOCATION	LOCATION
12/22/1990	W • 82-80 • OT		Des Moines
12/10/1991	W • 79-50		Starkville

DUKE

O-2-1	H-0-0	A-2-0	N-0-1
DATE	RESULT	LOCATION	LOCATION
01/11/1937	W • 33-29		Durham
01/04/1938	W • 25-23		Durham
03/20/2005	L • 63-55		Charlotte

EAST CAROLINA • ECU

O-3-0	H-1-0	A-1-0	N-1-0
DATE	RESULT	LOCATION	LOCATION
12/29/1972	W • 69-64		Monroe, LA
12/20/1988	W • 88-79		Starkville
12/19/1989	W • 72-63		Greenville

EAST TENNESSEE STATE

O-1-3	H-1-2	A-0-1	N-0-0
DATE	RESULT	LOCATION	LOCATION
12/09/1987	W • 86-59		Starkville
12/06/1988	L • 91-82		Johnson City
12/11/2010	L • 63-62		Starkville
12/14/2016	L • 67-65		Starkville

EASTERN KENTUCKY

O-4-0	H-2-0	A-1-0	N-1-0
DATE	RESULT	LOCATION	LOCATION
12/11/1990	W • 94-67		Starkville
12/16/1991	W • 87-68		Richmond
12/22/1998	W • 75-62		Oakland, CA
11/07/2011	W • 76-66		Starkville

EASTERN MICHIGAN

O-1-1	H-0-0	A-0-0	N-1-1
DATE	RESULT	LOCATION	LOCATION
03/15/1991	L • 76-56		Syracuse, NY
12/22/1992	W • 74-58		San Juan, PR

EASTERN WASHINGTON

O-1-0	H-1-0	A-0-0	N-0-0
DATE	RESULT	LOCATION	LOCATION
11/13/2015	W • 106-88		Starkville

EVANSVILLE

O-1-1	H-1-0	A-0-1	N-0-0
DATE	RESULT	LOCATION	LOCATION
11/30/1974	W • 90-69		Starkville
12/17/1975	L • 85-73		Evansville

FAIRLEIGH DICKINSON

O-1-0	H-1-0	A-0-0	N-0-0
DATE	RESULT	LOCATION	LOCATION
11/22/2008	W • 84-58		Starkville

FAIRFIELD

O-1-0	H-0-0	A-0-0	N-1-0
DATE	RESULT	LOCATION	LOCATION
11/11/2004	W • 53-49		Birmingham, AL

FLORIDA A&M • FAMU

O-4-0	H-4-0	A-0-0	N-0-0
DATE	RESULT	LOCATION	LOCATION
11/19/2001	W • 92-55		Starkville
12/20/2004	W • 104-80		Starkville
12/17/2013	W • 78-65		Starkville
11/18/2017	W • 79-48		Starkville

FLORIDA ATLANTIC • FAU

O-2-1	H-2-1	A-0-0	N-0-0
DATE	RESULT	LOCATION	LOCATION
11/30/2010	L • 61-59		Starkville
12/13/2011	W • 75-68		Starkville
11/13/2012	W • 78-58		Starkville

FLORIDA GULF COAST • FGCU

O-1-0	H-1-0	A-0-0	N-0-0
DATE	RESULT	LOCATION	LOCATION
12/19/2013	W • 66-53		Starkville

FLORIDA INTERNATIONAL • FIU

O-3-0	H-2-0	A-0-0	N-1-0
DATE	RESULT	LOCATION	LOCATION
12/06/1982	W • 102-66		Starkville
12/20/1992	W • 58-51		San Juan, PR
11/05/2019	W • 77-69		Starkville

FLORIDA STATE • FSU

O-5-5	H-4-1	A-0-3	N-1-1
DATE	RESULT	LOCATION	LOCATION
12/10/1951	W • 75-47		Starkville
12/20/1952	L • 82-52		Tallahassee
12/04/1953	W • 87-75		Starkville
01/19/1955	L • 91-76		Starkville
02/21/1955	L • 102-86		Tallahassee
12/21/1955	W • 79-71 • OT		Charlotte, NC
12/29/1998	L • 69-58		Honolulu, HI
03/20/2007	W • 86-71		Starkville
01/02/2015	W • 62-55		Starkville
12/16/2015	L • 90-66		Tallahassee

FRESNO STATE

O-1-1	H-0-0	A-0-1	N-1-0
DATE	RESULT	LOCATION	LOCATION
12/20/1980	L • 58-45		Fresno
12/31/1996	W • 62-60		San Juan, PR

**FURMAN**

O-4-0	H-1-0	A-1-0	N-2-0
DATE	RESULT	LOCATION	LOCATION
02/23/1920	W • 69-26	Starkville	
02/25/1921	W • 41-7	Atlanta, GA	
02/28/1923	W • 47-23	Atlanta, GA	
12/28/1970	W • 84-74	Greenville	

GEORGE MASON

O-1-1	H-1-0	A-0-1	N-0-0
DATE	RESULT	LOCATION	LOCATION
12/30/2005	W • 63-61	Starkville	
12/30/2006	L • 63-59	Fairfax	

GEORGE WASHINGTON

O-2-1	H-0-0	A-0-0	N-2-1
DATE	RESULT	LOCATION	LOCATION
12/28/1963	W • 89-81	Owensboro, KY	
12/14/1967	W • 70-55	Houston, TX	
12/08/1996	L • 57-36	Landover, MD	

GEORGIA STATE

O-3-0	H-1-0	A-1-0	N-1-0
DATE	RESULT	LOCATION	LOCATION
12/16/2001	W • 72-63	Atlanta	
12/18/2002	W • 78-54	Jackson, MS	
12/04/2016	W • 82-60	Starkville	

GEORGIA TECH

O-13-16	H-6-5	A-5-6	N-2-5
DATE	RESULT	LOCATION	LOCATION
02/25/1922	L • 34-30	Atlanta • N	
02/19/1923	W • 45-31	Starkville	
03/02/1923	W • 25-19	Atlanta • N	
02/02/1924	W • 40-32	Atlanta • A	
02/16/1924	W • 51-28	Starkville	
02/06/1926	W • 31-20	Atlanta • A	
02/25/1927	L • 40-24	Atlanta • N	
02/26/1937	L • 43-30	Knoxville, TN	
02/27/1943	W • 48-41	Louisville, KY	
03/01/1945	L • 60-33	Knoxville, TN	
02/27/1947	L • 65-52	Louisville, KY	
01/26/1951	L • 55-46	Starkville	
01/30/1952	L • 66-64	Atlanta • A	
02/09/1953	W • 66-62	Starkville	
01/14/1954	W • 75-74	Atlanta • A	
01/17/1955	L • 90-71	Starkville	
01/14/1956	L • 87-59	Atlanta • A	
01/12/1957	L • 80-77	Starkville	
01/11/1958	L • 78-61	Atlanta • A	
01/10/1959	W • 75-67	Starkville	
01/09/1960	L • 82-60	Atlanta • A	
01/16/1961	W • 62-61 • OT	Starkville	
01/15/1962	W • 57-56	Atlanta • A	
01/14/1963	W • 81-69	Starkville	
01/13/1964	L • 59-45	Atlanta • A	
12/09/1964	L • 83-65	Starkville	
01/25/1965	L • 75-73	Atlanta • A	
12/18/1973	W • 85-77	Atlanta • A	
12/19/1974	L • 64-61	Starkville	

GREEN BAY

O-1-0	H-1-0	A-0-0	N-0-0
DATE	RESULT	LOCATION	LOCATION
11/20/2017	W • 77-68	Starkville	

GONZAGA

O-0-1	H-0-0	A-0-0	N-0-1
DATE	RESULT	LOCATION	LOCATION
11/22/1997	L • 70-68	Fairbanks, AK	

HARTFORD

O-1-0	H-1-0	A-0-0	N-0-0
DATE	RESULT	LOCATION	LOCATION
11/11/2018	W • 77-59	Starkville	

HAWAII

O-2-2	H-0-0	A-1-1	N-1-1
DATE	RESULT	LOCATION	LOCATION
12/21/1968	L • 74-69	Lafayette, LA	
01/03/1973	W • 97-85	Mobile, AL	
12/27/1987	W • 68-55	Honolulu	
12/25/2010	L • 68-57	Honolulu	

HOLY CROSS

O-1-0	H-0-0	A-0-0	N-1-0
DATE	RESULT	LOCATION	LOCATION
12/21/2005	W • 76-75	Guaynabo, PR	

HOUSTON

O-2-5	H-1-1	A-1-3	N-0-1
DATE	RESULT	LOCATION	LOCATION
12/28/1962	L • 79-76 • OT	New Orleans, LA	
12/19/1963	L • 69-61	Houston	
12/18/1981	L • 96-49	Houston	
12/01/1982	L • 74-65	Houston	
11/30/1983	L • 68-62	Starkville	
01/03/2009	W • 82-65	Starkville	
12/19/2009	W • 70-64	Houston	

HOUSTON BAPTIST

O-1-0	H-1-0	A-0-0	N-0-0
DATE	RESULT	LOCATION	LOCATION
12/22/1973	W • 85-74	Starkville	

IDAHO

O-1-1	H-0-0	A-0-0	N-1-1
DATE	RESULT	LOCATION	LOCATION
12/29/1986	L • 70-67 • OT	Portland, OR	
12/29/1999	W • 86-81	Bozeman, MT	

ILLINOIS-CHICAGO • UIC

O-1-0	H-0-0	A-0-0	N-1-0
DATE	RESULT	LOCATION	LOCATION
12/22/2001	W • 77-74	Las Vegas, NV	

INDIANA

O-0-1	H-0-0	A-0-0	N-0-1
DATE	RESULT	LOCATION	LOCATION
12/28/1985	L • 74-43	Indianapolis, IN	

INDIANA STATE

O-1-1	H-1-0	A-0-1	N-0-0
DATE	RESULT	LOCATION	LOCATION
12/28/1974	L • 82-72	Terre Haute	
12/01/1975	W • 85-82	Starkville	

IOWA

O-0-2	H-0-0	A-0-1	N-0-1
DATE	RESULT	LOCATION	LOCATION
12/21/1979	L • 81-62	Dayton, OH	
12/05/1992	L • 69-54	Iowa City	

IOWA STATE

O-2-0	H-0-0	A-1-0	N-1-0
DATE	RESULT	LOCATION	LOCATION
12/18/1978	W • 80-70	Jackson, MS	
12/18/1979	W • 84-63	Ames	

JACKSON STATE

O-5-0	H-4-0	A-1-0	N-0-0
DATE	RESULT	LOCATION	LOCATION
11/27/1984	W • 77-46	Starkville	
11/30/1985	W • 77-62	Jackson	
12/04/2002	W • 71-56	Starkville	
03/16/2010	W • 81-67	Starkville	
11/27/2013	W • 58-56	Starkville	

JACKSONVILLE

O-4-0	H-3-0	A-1-0	N-0-0
DATE	RESULT	LOCATION	LOCATION
12/04/1990	W • 79-65	Jacksonville	
12/14/1991	W • 77-74	Starkville	
11/30/2002	W • 100-65	Starkville	
12/23/2014	W • 70-47	Starkville	

JACKSONVILLE STATE

O-5-0	H-2-0	A-1-0	N-2-0
DATE	RESULT	LOCATION	LOCATION
12/02/1998	W • 73-54	Starkville	
01/19/2000	W • 73-61	Jacksonville	
12/22/2004	W • 95-53	Jackson, MS	
12/15/2005	W • 104-80	Jackson, MS	
11/26/2017	W • 59-56	Starkville	

JAMES MADISON • JMU

O-1-1	H-0-1	A-1-0	N-0-0
DATE	RESULT	LOCATION	LOCATION
11/30/1996	L • 75-72	Starkville	
12/16/1997	W • 73-69	Harrisonburg	

KANSAS STATE

O-1-3	H-0-1	A-0-2	N-1-0
DATE	RESULT	LOCATION	LOCATION
12/05/1984	L • 67-58	Manhattan	
12/14/1985	L • 63-58	Starkville	
03/17/1994	L • 78-67	Manhattan	
12/14/2019	W • 67-61	Newark, NJ	

KENNESAW STATE

O-1-0	H-1-0	A-0-0	N-0-0
DATE	RESULT	LOCATION	LOCATION
11/14/2013	W • 78-55	Starkville	



KENT STATE

O-1-0	H-1-0	A-0-0	N-0-0
DATE	RESULT	LOCATION	LOCATION
12/30/2019	W • 96-68	Starkville	

LAFAYETTE COLLEGE

O-1-0	H-0-0	A-0-0	N-1-0
DATE	RESULT	LOCATION	LOCATION
01/05/2008	W • 77-53	Jackson, MS	

LEHIGH

O-0-1	H-0-1	A-0-0	N-0-0
DATE	RESULT	LOCATION	LOCATION
11/25/2016	L • 87-73	Starkville	

LIBERTY

O-1-1	H-0-0	A-0-0	N-1-1
DATE	RESULT	LOCATION	LOCATION
12/19/2005	W • 78-67	Guaynabo, PR	
03/22/2019	L • 80-76	San Jose, CA	

LITTLE ROCK

O-4-1	H-3-1	A-1-0	N-0-0
DATE	RESULT	LOCATION	LOCATION
12/09/1995	L • 70-68	Starkville	
11/21/2001	W • 93-81	Starkville	
01/03/2004	W • 68-58	Little Rock	
12/11/2004	W • 83-53	Starkville	
12/20/2017	W • 64-48	Starkville	

LIU BROOKLYN

O-1-0	H-0-0	A-0-0	N-1-0
DATE	RESULT	LOCATION	LOCATION
12/04/1992	W • 61-52	Iowa City, IA	

LONG BEACH STATE

O-2-0	H-1-0	A-0-0	N-1-0
DATE	RESULT	LOCATION	LOCATION
12/20/1975	W • 70-57	Dayton, OH	
11/16/2018	W • 79-51	Starkville	

LOUISIANA-LAFAYETTE - ULL

O-11-4	H-4-1	A-3-1	N-4-2
DATE	RESULT	LOCATION	LOCATION
12/04/1961	W • 88-61	Starkville	
12/04/1964	W • 74-73	Starkville	
12/13/1965	W • 88-73	Starkville	
12/20/1968	L • 81-70	Lafayette	
12/06/1975	W • 96-75	Starkville	
12/06/1976	W • 78-72	Lafayette	
12/19/1980	W • 75-71	Fresno, CA	
12/29/1982	W • 65-56	New Orleans, LA	
12/28/1986	L • 62-56	Portland, OR	
11/30/1991	W • 86-77 • OT	Lafayette	
12/21/1998	L • 60-58	Oakland, CA	
12/30/1998	W • 62-58	Honolulu, HI	
12/28/2000	W • 90-80	Tucson, AZ	
11/24/2001	W • 79-71	Lafayette	
11/23/2002	L • 79-76	Starkville	

LOUISIANA-MONROE - ULM

O-14-2	H-8-2	A-4-0	N-2-0
DATE	RESULT	LOCATION	LOCATION
01/27/1962	W • 89-79	Starkville	
12/08/1962	W • 79-56	Monroe	
12/01/1964	W • 72-71	Starkville	
12/02/1965	L • 78-72 • OT	Starkville	
12/01/1966	W • 81-70	Monroe	
12/05/1977	L • 89-78	Starkville	
11/24/1989	W • 75-68	Shreveport, LA	
01/25/1993	W • 75-67	Starkville	
12/21/1993	W • 73-67	Monroe	
12/10/1994	W • 70-56	Starkville	
12/19/1995	W • 66-60	Monroe	
12/15/2001	W • 104-67	Southaven, MS	
12/03/2003	W • 76-52	Starkville	
11/17/2008	W • 78-49	Starkville	
11/21/2011	W • 78-63	Starkville	
11/14/2019	W • 62-45	Starkville	

LOUISIANA TECH

O-10-5	H-7-2	A-3-2	N-0-1
DATE	RESULT	LOCATION	LOCATION
01/23/1948	L • 53-43	Starkville	
12/09/1959	L • 71-62	Jackson, MS	
12/08/1960	L • 61-60	Ruston	
12/06/1961	W • 81-58	Starkville	
12/06/1962	W • 80-61	Ruston	
12/02/1963	W • 105-61	Starkville	
12/12/1964	W • 82-78	Ruston	
12/11/1965	W • 82-70	Starkville	
12/10/1966	W • 90-73	Ruston	
12/06/1968	W • 83-73	Starkville	
12/06/1969	L • 78-71	Ruston	
12/05/2000	W • 68-63	Starkville	
12/07/2002	W • 78-38	Starkville	
11/10/2007	W • 75-45	Starkville	
12/05/2019	L • 74-67	Starkville	

LOUISVILLE

O-2-3	H-0-0	A-2-2	N-0-1
DATE	RESULT	LOCATION	LOCATION
12/11/1950	L • 87-53	Louisville	
12/08/1954	L • 113-64	Louisville	
12/29/1978	W • 80-73	Louisville	
12/30/1987	L • 86-62	Honolulu, HI	
03/20/2018	W • 79-56	Louisville	

LOYOLA - CHICAGO

O-1-2	H-1-0	A-0-1	N-0-1
DATE	RESULT	LOCATION	LOCATION
03/15/1963	L • 61-51	East Lansing, MI	
12/15/2012	L • 59-51	Chicago	
12/01/2013	W • 65-64 • OT	Starkville	

LOYOLA MARYMOUNT

O-2-0	H-1-0	A-1-0	N-0-0
DATE	RESULT	LOCATION	LOCATION
11/13/2006	W • 61-37	Starkville	
12/19/2007	W • 85-54	Los Angeles	

MARQUETTE

O-0-1	H-0-0	A-0-0	N-0-1
DATE	RESULT	LOCATION	LOCATION
11/20/2012	L • 89-62	Maui, HI	

MARSHALL

O-0-1	H-0-0	A-0-1	N-0-0
DATE	RESULT	LOCATION	LOCATION
12/17/1971	L • 95-69	Huntington	

MARYLAND

O-3-0	H-0-0	A-0-0	N-3-0
DATE	RESULT	LOCATION	LOCATION
02/26/1926	W • 22-19	Atlanta, GA	
12/29/1958	W • 56-45	New Orleans, LA	
12/29/1961	W • 64-62	New Orleans, LA	

MARYLAND EASTERN SHORE

O-1-0	H-1-0	A-0-0	N-0-0
DATE	RESULT	LOCATION	LOCATION
01/02/2014	W • 77-63	Starkville	

MASSACHUSETTS - UMass

O-0-1	H-0-1	A-0-0	N-0-0
DATE	RESULT	LOCATION	LOCATION
03/13/2012	L • 101-96 • 2OT	Starkville	

MCNEESE STATE

O-7-2	H-5-1	A-0-1	N-2-0
DATE	RESULT	LOCATION	LOCATION
11/25/1985	L • 76-67	Lake Charles	
12/16/1987	W • 76-66	Jackson, MS	
11/18/2000	W • 83-74	Starkville	
03/15/2002	W • 70-58	Dallas, TX	
11/25/2003	W • 81-65	Starkville	
12/01/2002	W • 92-69	Starkville	
12/16/2006	W • 89-63	Starkville	
12/30/2014	L • 66-47	Starkville	
12/04/2018	W • 90-77	Starkville	

MEMPHIS

O-11-13	H-2-2	A-7-7	N-2-4
DATE	RESULT	LOCATION	LOCATION
02/07/1947	W • 51-38	Memphis	
12/06/1951	W • 60-58	Memphis	
02/04/1955	L • 94-68	Memphis	
01/27/1956	L • 105-73	Memphis	
12/05/1956	L • 89-78	Starkville	
01/26/1957	L • 86-83	Memphis	
12/11/1957	W • 56-54	Memphis	
12/30/1958	W • 73-55	New Orleans, LA	
01/29/1959	W • 53-52	Memphis	
12/19/1959	L • 79-62	Murray, KY	
12/19/1961	W • 83-71	Memphis	
12/15/1962	W • 77-66	Jackson, MS	
01/26/1963	L • 71-65	Memphis	
12/14/1963	L • 73-65	Jackson, MS	
01/25/1964	L • 81-66	Memphis	
02/07/1967	L • 61-53	Memphis	
12/11/1967	W • 71-66	Starkville	
12/10/1969	L • 83-74	Memphis	
12/07/1978	W • 93-64	Memphis	
12/07/1981	W • 48-47 • OT	Starkville	



DATE	RESULT	LOCATION
12/10/1983	W • 50-49	Memphis
12/29/1983	L • 43-42	Los Angeles, CA
12/15/1984	L • 68-59	Starkville
03/23/2008	L • 77-74	Little Rock, AR

MERCER

O • 5-1	H • 4-0	A • 0-1	N • 1-0
DATE	RESULT	LOCATION	
02/13/1913	W • 28-10	Starkville	
02/14/1913	W • 29-22	Starkville	
02/04/1924	L • 24-22	Macon	
01/30/1926	W • 35-30	Starkville	
12/12/1987	W • 66-50	Starkville	
12/10/1988	W • 74-63	Albany, GA	

MIAMI • FLORIDA

O • 2-3	H • 0-1	A • 1-0	N • 1-2
DATE	RESULT	LOCATION	
12/13/1957	W • 66-63	Birmingham, AL	
12/28/1990	L • 74-67	West Palm Beach, FL	
12/11/2006	W • 70-52	Coral Gables	
12/13/2007	L • 64-58	Starkville	
11/19/2015	L • 105-79	San Juan, PR	

MIAMI • OHIO

O • 0-2	H • 0-0	A • 0-0	N • 0-2
DATE	RESULT	LOCATION	
12/28/1968	L • 76-56	Detroit, MI	
11/25/2007	L • 67-60	Anaheim, CA	

MICHIGAN STATE

O • 0-1	H • 0-0	A • 0-0	N • 0-1
DATE	RESULT	LOCATION	
01/02/1973	L • 90-82	Mobile, AL	

MIDDLE TENNESSEE

O • 1-0	H • 1-0	A • 0-0	N • 0-0
DATE	RESULT	LOCATION	
12/09/1978	W • 85-50	Starkville	

MISSISSIPPI VALLEY STATE

O • 5-0	H • 5-0	A • 0-0	N • 0-0
DATE	RESULT	LOCATION	
11/21/2000	W • 93-58	Starkville	
03/13/2007	W • 82-63	Starkville	
12/28/2009	W • 73-45	Starkville	
11/19/2013	W • 94-72	Starkville	
11/17/2014	W • 89-68	Starkville	

MISSOURI-KANSAS CITY • UMKC

O • 3-2	H • 3-0	A • 0-2	N • 0-0
DATE	RESULT	LOCATION	
02/23/1993	L • 89-87 • OT	Kansas City	
02/02/1994	W • 83-61	Starkville	
11/23/2004	W • 82-64	Starkville	
12/12/2015	L • 72-67	Kansas City	
12/29/2016	W • 77-54	Starkville	

MISSOURI STATE

O • 2-0	H • 0-0	A • 0-0	N • 2-0
DATE	RESULT	LOCATION	
11/23/1997	W • 79-68	Fairbanks, AK	
11/22/2015	W • 84-70	San Juan, PR	

MONMOUTH

O • 1-0	H • 0-0	A • 0-0	N • 1-0
DATE	RESULT	LOCATION	
03/19/2004	W • 85-52	Orlando, FL	

MONTANA

O • 1-0	H • 0-0	A • 1-0	N • 0-0
DATE	RESULT	LOCATION	
12/03/1994	W • 90-85 • 2OT	Missoula	

MONTANA STATE

O • 1-2	H • 1-0	A • 0-1	N • 0-1
DATE	RESULT	LOCATION	
12/13/1967	L • 81-73	Houston, TX	
12/30/1999	L • 74-70	Bozeman	
12/09/2000	W • 81-63	Starkville	

MOREHEAD STATE

O • 5-0	H • 4-0	A • 1-0	N • 0-0
DATE	RESULT	LOCATION	
12/28/1957	W • 46-41	Starkville	
12/19/1958	W • 87-63	Starkville	
02/09/1960	W • 75-73 • OT	Morehead	
12/08/1979	W • 84-62	Starkville	
12/22/2016	W • 85-76	Starkville	

MURRAY STATE

O • 7-2	H • 4-0	A • 3-2	N • 0-0
DATE	RESULT	LOCATION	
01/21/1941	L • 56-36	Murray	
12/31/1956	L • 91-80	Murray	
12/19/1957	W • 86-59	Starkville	
01/25/1958	W • 75-57	Murray	
12/13/1958	W • 63-62	Murray	
01/24/1959	W • 63-48	Starkville	
12/17/1960	W • 94-81	Starkville	
12/15/1961	W • 69-57	Murray	
12/01/2007	W • 78-61	Starkville	

NEBRASKA

O • 2-0	H • 1-0	A • 0-0	N • 1-0
DATE	RESULT	LOCATION	
12/30/1995	W • 69-66	Portland, OR	
03/14/2018	W • 66-59	Starkville	

NEW MEXICO STATE

O • 0-1	H • 0-0	A • 0-0	N • 0-1
DATE	RESULT	LOCATION	
12/22/2019	L • 58-52	Jackson, MS	

NEW ORLEANS

O • 9-1	H • 5-0	A • 2-1	N • 2-0
DATE	RESULT	LOCATION	
11/29/1976	W • 86-83	Starkville	
12/13/1988	W • 76-65	Starkville	
12/16/1989	W • 62-55	New Orleans	
03/19/1990	L • 65-60	New Orleans	
12/16/2003	W • 77-59	Tupelo, MS	
12/13/2004	W • 74-59	New Orleans	
11/30/2005	W • 67-59	Starkville	
12/21/2006	W • 89-63	Jackson, MS	
01/03/2013	W • 97-46	Starkville	
11/17/2019	W • 82-59	Starkville	

NICHOLLS STATE

O • 6-0	H • 5-0	A • 0-0	N • 1-0
DATE	RESULT	LOCATION	
01/30/1995	W • 81-65	Starkville	
11/17/2001	W • 95-59	Starkville	
11/21/2004	W • 98-69	Starkville	
11/11/2006	W • 90-55	Starkville	
12/22/2008	W • 74-68	Jackson, MS	
12/13/2010	W • 67-58	Starkville	

NORFOLK STATE

O • 1-0	H • 1-0	A • 0-0	N • 0-0
DATE	RESULT	LOCATION	
11/11/2016	W • 78-74	Starkville	

NORTH ALABAMA

O • 3-0	H • 3-0	A • 0-0	N • 0-0
DATE	RESULT	LOCATION	
12/11/1982	W • 80-49	Starkville	
12/17/1983	W • 70-64	Starkville	
11/19/2008	W • 102-61	Starkville	

NORTH CAROLINA • UNC

O • 0-6	H • 0-1	A • 0-0	N • 0-5
DATE	RESULT	LOCATION	
03/03/1924	L • 33-23	Atlanta, GA	
03/02/1926	L • 38-23	Atlanta, GA	
03/01/1929	L • 43-18	Atlanta, GA	
12/18/1964	L • 84-80	Blacksburg, VA	
03/20/2010	L • 76-74	Starkville	
11/19/2012	L • 95-49	Maui, HI	

NORTH CAROLINA A&T

O • 1-0	H • 1-0	A • 0-0	N • 0-0
DATE	RESULT	LOCATION	
12/12/2010	W • 74-58	Starkville	

NORTH CAROLINA CENTRAL • NC CENTRAL

O • 1-0	H • 1-0	A • 0-0	N • 0-0
DATE	RESULT	LOCATION	
12/31/2015	W • 71-48	Starkville	

NORTH CAROLINA STATE • NC STATE

O • 1-0	H • 0-0	A • 0-0	N • 1-0
DATE	RESULT	LOCATION	
02/27/1926	W • 32-29	Atlanta, GA	

NORTH CAROLINA WILMINGTON • UNCW

O • 1-1	H • 1-0	A • 0-1	N • 0-0
DATE	RESULT	LOCATION	
11/28/1995	W • 77-54	Starkville	
12/21/1996	L • 71-54	Wilmington	

NORTH DAKOTA STATE

O • 1-0	H • 1-0	A • 0-0	N • 0-0
DATE	RESULT	LOCATION	
11/30/2017	W • 83-59	Starkville	

NORTH FLORIDA • UNF

O • 1-0	H • 1-0	A • 0-0	N • 0-0
DATE	RESULT	LOCATION	
12/30/2017	W • 109-81	Starkville	



NORTH TEXAS

O-2-0	H-1-0	A-0-0	N-1-0
DATE	RESULT	LOCATION	LOCATION
12/28/1972	W • 66-65	Monroe, LA	
11/27/2011	W • 82-59	Starkville	

NORTHERN ARIZONA

O-1-0	H-0-0	A-0-0	N-1-0
DATE	RESULT	LOCATION	LOCATION
12/29/1993	W • 85-64	Tempe, AZ	

NORTHERN COLORADO

O-1-0	H-0-0	A-0-0	N-1-0
DATE	RESULT	LOCATION	LOCATION
12/23/2015	W • 93-69	Jackson, MS	

NORTHWESTERN

O-1-0	H-0-0	A-0-0	N-1-0
DATE	RESULT	LOCATION	LOCATION
11/28/1999	W • 70-65	St. Charles, MO	

NORTHWESTERN STATE

O-7-1	H-5-1	A-0-0	N-2-0
DATE	RESULT	LOCATION	LOCATION
12/04/1982	W • 97-59	Starkville	
01/16/1995	W • 98-58	Starkville	
11/23/1996	W • 78-61	Starkville	
11/29/1997	W • 84-73	Starkville	
11/21/1998	W • 75-46	Tupelo, MS	
11/26/2005	L • 76-75 • OT	Starkville	
12/22/2011	W • 82-67	Jackson, MS	
11/28/2016	W • 65-59	Starkville	

OHIO STATE

O-0-1	H-0-0	A-0-0	N-0-1
DATE	RESULT	LOCATION	LOCATION
12/27/1990	L • 82-80	West Palm Beach, FL	

OKLAHOMA - OU

O-3-1	H-1-0	A-1-1	N-1-0
DATE	RESULT	LOCATION	LOCATION
02/10/1996	W • 76-71	Norman	
12/06/1997	W • 67-65 • OT	Starkville	
12/28/2002	W • 54-45	New Orleans, LA	
01/25/2020	L • 63-62	Oklahoma City • A	

OLD DOMINION - ODU

O-3-2	H-1-0	A-1-1	N-1-1
DATE	RESULT	LOCATION	LOCATION
12/29/1976	L • 82-78	Norfolk	
12/19/1996	W • 80-73	Starkville	
01/01/1997	L • 72-71 • OT	San Juan, PR	
12/18/1997	W • 62-57	Norfolk	
11/28/2009	W • 69-55	South Padre Island, TX	

ORAL ROBERTS - ORU

O-1-0	H-0-0	A-0-0	N-1-0
DATE	RESULT	LOCATION	LOCATION
12/28/1978	W • 91-69	Louisville, KY	

OREGON

O-1-0	H-0-0	A-0-0	N-1-0
DATE	RESULT	LOCATION	LOCATION
03/21/2008	W • 76-69	Little Rock, AR	

OREGON STATE

O-2-1	H-1-0	A-0-1	N-1-0
DATE	RESULT	LOCATION	LOCATION
12/29/1995	W • 76-62	Portland, OR	
12/13/2014	L • 59-49	Corvallis	
12/01/2016	W • 74-57	Starkville	

PACIFIC

O-1-0	H-0-0	A-0-0	N-1-0
DATE	RESULT	LOCATION	LOCATION
12/22/1979	W • 65-63	Dayton, OH	

PENN STATE

O-1-1	H-0-0	A-0-0	N-1-1
DATE	RESULT	LOCATION	LOCATION
12/28/1997	W • 58-57	El Paso, TX	
03/27/2018	L • 75-60	New York City, NY	

PITTSBURGH - PITT

O-1-0	H-0-0	A-1-0	N-0-0
DATE	RESULT	LOCATION	LOCATION
03/19/2001	W • 66-61	Pittsburgh	

PORTLAND

O-1-0	H-0-0	A-0-0	N-1-0
DATE	RESULT	LOCATION	LOCATION
12/29/1980	W • 46-45	Las Vegas, NV	

PRAIRIE VIEW A&M

O-2-0	H-1-0	A-0-0	N-1-0
DATE	RESULT	LOCATION	LOCATION
11/29/1991	W • 97-52	Lafayette, LA	
11/08/2013	W • 71-56	Starville	

PRINCETON

O-1-1	H-0-0	A-0-0	N-1-1
DATE	RESULT	LOCATION	LOCATION
12/28/1965	L • 69-67	Charlotte, NC	
03/16/1996	W • 63-41	Indianapolis, IN	

PROVIDENCE

O-0-1	H-0-0	A-0-1	N-0-0
DATE	RESULT	LOCATION	LOCATION
12/01/2012	L • 73-63	Providence	

PURDUE

O-0-1	H-0-0	A-0-0	N-0-1
DATE	RESULT	LOCATION	LOCATION
12/28/1984	L • 77-46	El Paso, TX	

RADFORD

O-1-0	H-1-0	A-0-0	N-0-0
DATE	RESULT	LOCATION	LOCATION
12/18/2019	W • 77-68	Starkville	

RHODE ISLAND - URI

O-1-0	H-0-0	A-0-0	N-1-0
DATE	RESULT	LOCATION	LOCATION
12/18/1971	W • 86-72	Huntington, WV	

RICE

O-3-0	H-1-0	A-2-0	N-0-0
DATE	RESULT	LOCATION	LOCATION
12/29/1960	W • 68-60	Houston	
12/02/1987	W • 72-68	Houston	
11/28/1988	W • 63-61	Starkville	

RICHMOND

O-2-2	H-0-1	A-1-0	N-1-1
DATE	RESULT	LOCATION	LOCATION
12/02/2000	L • 83-72	Starkville	
12/05/2001	W • 71-57	Richmond	
12/20/2001	W • 74-72	Las Vegas, NV	
11/27/2009	L • 63-62	South Padre Island, TX	

RIDER

O-1-1	H-0-1	A-0-0	N-1-0
DATE	RESULT	LOCATION	LOCATION
12/28/1979	W • 72-64	Mobile, AL	
11/13/2009	L • 88-74	Starkville	

RUTGERS

O-0-1	H-0-0	A-0-0	N-0-1
DATE	RESULT	LOCATION	LOCATION
11/27/1999	L • 74-69	St. Charles, MO	

SAINT JOSEPH'S

O-1-3	H-0-0	A-0-2	N-1-1
DATE	RESULT	LOCATION	LOCATION
01/12/1937	L • 36-28	Philadelphia	
12/30/1937	L • 39-23	Philadelphia	
12/27/1994	W • 76-66	Casper, WY	
12/27/1997	L • 65-58	El Paso, TX	

SAINT LOUIS

O-1-1	H-0-0	A-0-1	N-1-0
DATE	RESULT	LOCATION	LOCATION
12/09/1950	L • 63-46	St. Louis	
11/28/2014	W • 75-50	Corpus Christi, TX	

SAINT MARY'S

O-2-1	H-0-0	A-0-0	N-2-1
DATE	RESULT	LOCATION	LOCATION
11/19/2004	W • 67-54	New York City, NY	
12/29/2010	L • 94-72	Las Vegas, NV	
11/21/2018	W • 61-57	Las Vegas, NV	

ST. BONAVENTURE

O-2-0	H-1-0	A-1-0	N-0-0
DATE	RESULT	LOCATION	LOCATION
11/25/2008	W • 76-71	Olean	
12/05/2009	W • 105-53	Starkville	

SAM HOUSTON STATE

O-2-0	H-2-0	A-0-0	N-0-0
DATE	RESULT	LOCATION	LOCATION
11/30/1998	W • 80-67	Starkville	
11/08/2019	W • 67-58	Starkville	

**SAMFORD**

O • 2-5	H • 20-3	A • 5-3	N • 0-0
DATE	RESULT	LOCATION	LOCATION
02/11/1920	W • 56-10		Starkville
02/12/1920	W • 27-13		Starkville
02/21/1920	L • 26-23		Birmingham
12/13/1938	W • 31-29		Starkville
12/14/1938	L • 43-40		Starkville
01/05/1940	W • 45-36		Starkville
01/06/1940	W • 38-32		Starkville
12/13/1940	W • 29-28		Starkville
12/14/1940	L • 29-26		Starkville
01/25/1941	W • 48-37		Birmingham
12/15/1941	W • 29-26		Starkville
12/16/1941	W • 36-32		Starkville
12/07/1946	W • 55-32		Starkville
12/18/1946	L • 41-39		Birmingham
01/28/1953	W • 81-56		Starkville
02/20/1953	W • 91-87		Birmingham
12/08/1953	W • 87-60		Starkville
01/27/1954	W • 72-67		Birmingham
12/11/1954	W • 78-55		Starkville
12/17/1954	W • 82-79		Birmingham
12/02/1955	W • 108-65		Starkville
12/03/1956	W • 106-70		Starkville
12/05/1957	W • 114-57		Starkville
12/12/1966	W • 96-65		Starkville
12/07/1967	L • 66-63		Birmingham
12/09/1968	L • 68-59		Starkville
12/01/1972	W • 86-61		Starkville
12/05/1973	W • 110-74		Starkville
12/02/1974	W • 91-80		Birmingham
12/29/1975	W • 77-57		Starkville
12/30/1991	W • 72-48		Starkville

SAN DIEGO • USD

O • 2-1	H • 0-1	A • 1-0	N • 1-0
DATE	RESULT	LOCATION	LOCATION
12/30/2008	L • 64-61		Starkville
12/31/2009	W • 77-68		San Diego
12/23/2010	W • 69-52		Honolulu, HI

SAN JOSE STATE

O • 1-1	H • 0-0	A • 0-0	N • 1-1
DATE	RESULT	LOCATION	LOCATION
12/27/1985	W • 75-65		Indianapolis, IN
12/26/1986	L • 62-57		Portland, OR

SANTA CLARA

O • 3-0	H • 1-0	A • 1-0	N • 1-0
DATE	RESULT	LOCATION	LOCATION
03/17/1995	W • 75-67		Boise, ID
12/20/2003	W • 66-61 • OT		Santa Clara
12/03/2005	W • 82-69 • OT		Starkville

SOUTH ALABAMA • USA

O • 12-1	H • 9-0	A • 3-1	N • 0-0
DATE	RESULT	LOCATION	LOCATION
12/01/1969	W • 93-71		Starkville
12/03/1970	W • 50-38		Mobile
12/01/1971	W • 71-66		Starkville
12/06/1972	W • 72-67 • OT		Mobile
11/30/1978	W • 86-78		Starkville
12/02/2001	W • 73-66		Starkville
12/30/2002	W • 85-74		Mobile
11/26/2003	W • 71-62		Starkville
12/02/2004	W • 66-52		Starkville
12/09/2006	W • 84-46		Starkville
12/15/2007	L • 71-67		Mobile
12/13/2008	W • 79-60		Starkville
11/12/2011	W • 80-65		Starkville

SOUTH CAROLINA STATE

O • 1-0	H • 1-0	A • 0-0	N • 0-0
DATE	RESULT	LOCATION	LOCATION
12/07/1999	W • 88-58		Starkville

SOUTH CAROLINA UPSTATE • USCUPSTATE

O • 0-1	H • 0-0	A • 0-0	N • 0-1
DATE	RESULT	LOCATION	LOCATION
12/20/2014	L • 53-51		Jackson, MS

SOUTH FLORIDA • USF

O • 3-0	H • 1-0	A • 0-0	N • 2-0
DATE	RESULT	LOCATION	LOCATION
12/10/1971	W • 90-77		Tuscaloosa, AL
01/10/1974	W • 86-81		Starkville
12/22/2013	W • 71-66		Las Vegas, NV

SOUTHEAST MISSOURI

O • 1-0	H • 1-0	A • 0-0	N • 0-0
DATE	RESULT	LOCATION	LOCATION
12/08/1984	W • 63-56		Starkville

SOUTHEASTERN LOUISIANA

O • 18-1	H • 15-1	A • 1-0	N • 2-0
DATE	RESULT	LOCATION	LOCATION
01/27/1958	W • 75-61		Starkville
12/01/1958	W • 94-72		Starkville
12/05/1959	W • 83-65		Starkville
12/03/1960	W • 77-55		Starkville
12/02/1961	W • 96-73		Starkville
01/27/1964	W • 113-73		Starkville
12/19/1987	W • 60-51		Hammond
12/01/1988	W • 113-61		Starkville
12/11/1993	W • 81-55		Starkville
11/28/1994	W • 106-67		Starkville
11/25/1995	W • 121-78		Starkville
11/26/1996	W • 77-63		Starkville
12/12/1998	W • 97-60		Starkville
12/01/1999	W • 70-56		Starkville
12/18/2000	W • 78-58		Southaven, MS
11/28/2005	L • 57-46		Starkville
12/08/2007	W • 84-59		Starkville
11/19/2009	W • 82-67		Starkville
12/13/2013	W • 68-62		Tupelo, MS

SOUTHERN

O • 0-1	H • 0-1	A • 0-0	N • 0-0
DATE	RESULT	LOCATION	LOCATION
11/16/2015	L • 76-72		Starkville

SOUTHERN CAL • USC

O • 1-0	H • 0-0	A • 1-0	N • 0-0
DATE	RESULT	LOCATION	LOCATION
12/30/1983	W • 57-55		Los Angeles

SOUTHERN ILLINOIS • CARBONDALE

O • 2-2	H • 0-0	A • 1-0	N • 1-2
DATE	RESULT	LOCATION	LOCATION
12/07/1954	W • 72-69		Carbondale
12/27/1974	W • 81-75		Terre Haute, IN
12/21/1992	L • 76-64		San Juan, PR
11/23/2007	L • 63-49		Anaheim, CA

SOUTHERN ILLINOIS • EDWARDSVILLE

O • 1-0	H • 1-0	A • 0-0	N • 0-0
DATE	RESULT	LOCATION	LOCATION
01/02/1974	W • 86-81		Starkville

SOUTHERN MISS • USM

O • 16-4	H • 6-0	A • 5-1	N • 5-3
DATE	RESULT	LOCATION	LOCATION
12/18/1926	W • 38-21		Hattiesburg
01/11/1930	W • 50-29		Hattiesburg
01/12/1930	W • 31-16		Hattiesburg
01/28/1963	W • 62-52		Jackson, MS
12/16/1963	L • 65-60		Jackson, MS
12/08/1966	W • 72-63		Hattiesburg
12/09/1971	W • 77-73		Tuscaloosa, AL
12/02/1976	W • 96-72		Starkville
12/19/1977	W • 82-79		Biloxi, MS
12/04/1978	W • 87-78		Starkville
12/15/1980	L • 68-53		Jackson, MS
11/29/1982	W • 81-58		Starkville
12/06/1983	L • 55-48		Hattiesburg
12/11/1984	W • 71-53		Starkville
12/04/1993	W • 62-58		Starkville
12/17/1994	L • 66-64		Biloxi, MS
12/16/1995	W • 72-69 • OT		Hattiesburg
03/14/2001	W • 75-68		Starkville
12/19/2016	W • 86-44		Jackson, MS
12/23/2017	W • 70-64		Jackson, MS

STANFORD

O • 1-1	H • 0-0	A • 0-0	N • 1-1
DATE	RESULT	LOCATION	LOCATION
12/21/1999	L • 76-56		Oakland, CA
03/18/2005	W • 93-70		Charlotte, NC

STEPHEN F. AUSTIN • SFA

O • 1-0	H • 1-0	A • 0-0	N • 0-0
DATE	RESULT	LOCATION	LOCATION
11/22/2017	W • 80-75		Starkville

STETSON

O • 1-0	H • 1-0	A • 0-0	N • 0-0
DATE	RESULT	LOCATION	LOCATION
01/06/1966	W • 87-76		Starkville



SYRACUSE

O • 0-3	H • 0-0	A • 0-0	N • 0-3
DATE	RESULT	LOCATION	LOCATION
12/29/1977	L • 76-66	Albuquerque, NM	
03/30/1996	L • 77-69	East Rutherford, NJ	
11/18/2004	L • 71-58	New York City, NY	

TENNESSEE STATE

O • 1-0	H • 1-0	A • 0-0	N • 0-0
DATE	RESULT	LOCATION	LOCATION
11/12/2010	W • 75-65	Starkville	

TENNESSEE TECH

O • 4-0	H • 3-0	A • 1-0	N • 0-0
DATE	RESULT	LOCATION	LOCATION
11/26/1990	W • 109-76	Starkville	
12/21/1991	W • 90-84	Cookeville	
01/05/1993	W • 110-65	Starkville	
11/26/1997	W • 83-57	Starkville	

TEXAS

O • 3-5	H • 2-0	A • 1-1	N • 0-4
DATE	RESULT	LOCATION	LOCATION
12/30/1960	L • 93-82	Houston, TX	
12/04/1972	W • 80-69	Starkville	
12/03/1973	W • 87-82	Austin	
12/11/1976	W • 91-89 • OT	Starkville	
12/03/1977	L • 81-69	Austin	
12/28/1998	L • 81-77	Honolulu, HI	
03/17/2002	L • 68-64	Dallas, TX	
11/21/2012	L • 69-55	Maui, HI	

TEXAS CHRISTIAN • TCU

O • 1-3	H • 1-1	A • 0-1	N • 0-1
DATE	RESULT	LOCATION	LOCATION
12/17/1988	L • 66-65	Fort Worth	
03/03/1990	W • 64-60	Starkville	
12/05/2013	L • 71-61	Starkville	
11/29/2014	L • 61-52	Corpus Christi, TX	

TEXAS A&M • CORPUS CHRISTI

O • 2-0	H • 1-0	A • 1-0	N • 0-0
DATE	RESULT	LOCATION	LOCATION
12/02/2006	W • 96-72	Starkville	
12/21/2007	W • 95-70	Corpus Christi	

TEXAS-EL PASO • UTEP

O • 1-0	H • 0-0	A • 0-0	N • 1-0
DATE	RESULT	LOCATION	LOCATION
11/20/2016	W • 61-54	Charleston, SC	

TEXAS-RIO GRANDE VALLEY • UTRGV

O • 2-0	H • 2-0	A • 0-0	N • 0-0
DATE	RESULT	LOCATION	LOCATION
11/18/1997	W • 90-60	Starkville	
11/24/2009	W • 75-50	Starkville	

TEXAS-SAN ANTONIO • UTSA

O • 1-0	H • 1-0	A • 0-0	N • 0-0
DATE	RESULT	LOCATION	LOCATION
12/04/2012	W • 53-42	Starkville	

TEXAS SOUTHERN

O • 2-0	H • 2-0	A • 0-0	N • 0-0
DATE	RESULT	LOCATION	LOCATION
12/17/1996	W • 95-64	Starkville	
12/02/2015	W • 86-73	Starkville	

TEXAS TECH

O • 0-2	H • 0-0	A • 0-0	N • 0-2
DATE	RESULT	LOCATION	LOCATION
11/29/2008	L • 77-73	Newark, NJ	
11/20/2015	L • 74-72	San Juan, PR	

TROY

O • 9-1	H • 9-0	A • 0-1	N • 0-0
DATE	RESULT	LOCATION	LOCATION
12/02/1959	W • 66-50	Starkville	
12/01/1976	W • 87-69	Starkville	
12/13/1980	W • 68-52	Starkville	
12/03/1983	W • 77-49	Starkville	
11/30/1993	W • 118-83	Starkville	
12/05/1995	W • 123-73	Starkville	
12/10/2005	W • 88-77 • OT	Starkville	
11/26/2010	W • 92-83 • OT	Starkville	
12/10/2011	W • 106-68	Starkville	
11/09/2012	L • 56-53	Troy	

TULANE

O • 56-39	H • 27-12	A • 24-26	N • 5-1
DATE	RESULT	LOCATION	LOCATION
02/09/1909	L • 19-16	New Orleans	
02/20/1914	W • 40-14	Starkville	
02/21/1914	W • 35-14	Starkville	
01/20/1916	L • 25-12	New Orleans	
01/21/1916	L • 20-16	New Orleans	
01/23/1920	W • 30-14	New Orleans	
02/08/1922	W • 49-36	Starkville	
02/09/1922	W • 41-21	Starkville	
01/18/1923	L • 45-34	New Orleans	
01/19/1923	W • 30-27	New Orleans	
03/01/1924	W • 38-30	Atlanta, GA	
01/15/1925	W • 29-27	Starkville	
02/02/1925	L • 35-15	New Orleans	
01/16/1926	W • 32-24	New Orleans	
02/13/1926	L • 31-27	Starkville	
01/21/1927	W • 32-18	New Orleans	
01/22/1927	W • 23-16	New Orleans	
01/06/1928	W • 52-14	Starkville	
01/07/1928	W • 36-18	Starkville	
01/19/1929	L • 30-25	New Orleans	
01/20/1929	L • 27-18	New Orleans	
01/17/1930	W • 22-20	Jackson, MS	
01/18/1930	L • 22-19	Jackson, MS	
01/15/1932	W • 21-18	New Orleans	
01/16/1932	W • 36-26	New Orleans	
01/20/1933	L • 31-29	New Orleans	
01/21/1933	W • 40-29	New Orleans	
02/05/1934	L • 33-24	New Orleans	
02/06/1934	W • 24-17	New Orleans	
02/15/1935	W • 53-31	New Orleans	
02/16/1935	W • 41-40	New Orleans	
02/13/1936	W • 45-31	Starkville	
02/14/1936	W • 45-32	Starkville	
02/12/1937	W • 33-23	New Orleans	
02/13/1937	L • 41-29	New Orleans	

DATE	RESULT	LOCATION
02/11/1938	W • 41-36	Starkville
02/12/1938	L • 36-34	Starkville
02/10/1940	W • 54-38	Starkville
02/10/1941	W • 42-35	New Orleans
01/12/1942	W • 28-25	Starkville
01/23/1942	W • 32-31	New Orleans
01/12/1943	W • 37-29	Starkville
01/21/1943	L • 58-43	New Orleans
01/16/1945	L • 42-35	Starkville
01/18/1946	L • 66-50	Starkville
02/09/1946	L • 58-52	New Orleans
12/06/1946	L • 44-32	Starkville
02/13/1947	L • 57-52	New Orleans
01/24/1948	L • 53-33	Starkville
02/14/1948	L • 70-47	New Orleans
01/08/1949	L • 69-47	New Orleans
02/04/1949	L • 64-50	Starkville
02/04/1950	W • 55-53	Starkville
02/18/1950	L • 73-53	New Orleans
03/02/1950	W • 56-47	Louisville, KY
12/16/1950	L • 74-52	Starkville
01/05/1951	L • 71-64	New Orleans
12/13/1951	W • 68-60	Starkville
01/12/1952	L • 71-58	New Orleans
01/12/1953	W • 67-61	Starkville
02/28/1953	L • 69-52	New Orleans
02/01/1954	L • 79-56	New Orleans
03/01/1954	L • 59-53	Starkville
01/31/1955	L • 69-60	Starkville
02/28/1955	L • 78-59	New Orleans
02/06/1956	L • 110-72	New Orleans
02/27/1956	L • 83-78	Starkville
02/02/1957	W • 85-72	Starkville
02/23/1957	L • 81-79	New Orleans
02/03/1958	W • 71-63	New Orleans
02/24/1958	W • 74-62	Starkville
02/02/1959	W • 55-46	Starkville
02/23/1959	W • 65-51	New Orleans
02/01/1960	L • 51-47 • OT	New Orleans
02/22/1960	W • 70-66	Starkville
02/06/1961	W • 73-59	Starkville
02/27/1961	W • 62-57	New Orleans
02/05/1962	W • 70-59	New Orleans
02/26/1962	W • 83-62	Starkville
02/04/1963	W • 91-73	Starkville
02/25/1963	W • 78-67	New Orleans
02/01/1964	W • 81-77	New Orleans
02/22/1964	W • 78-71	Starkville
02/01/1965	L • 73-70	Starkville
02/22/1965	W • 91-72	New Orleans
01/08/1966	L • 81-71	New Orleans
02/07/1966	W • 65-63	Starkville
12/28/1982	W • 51-47	New Orleans
12/18/1993	W • 82-78	Biloxi, MS
01/17/2001	W • 83-66	Starkville
12/29/2001	W • 77-66	New Orleans
12/27/2003	W • 72-50	New Orleans
12/06/2014	L • 59-54	New Orleans
12/19/2015	W • 69-59	Starkville
11/21/2019	W • 80-66	Conway, SC



TULSA			
O-0-1	H-0-1	A-0-0	N-0-0
DATE	RESULT	LOCATION	LOCATION
03/21/2001	L - 77-75	Starkville	

UC IRVINE			
O-1-0	H-0-0	A-0-0	N-1-0
DATE	RESULT	LOCATION	LOCATION
11/22/2007	W - 68-53	Anaheim, CA	

UT MARTIN			
O-9-1	H-8-1	A-0-0	N-1-0
DATE	RESULT	LOCATION	LOCATION
12/17/1980	W - 87-62	Starkville	
12/12/1981	L - 65-41	Starkville	
11/27/1991	W - 86-54	Starkville	
12/20/1997	W - 80-60	Tupelo, MS	
11/28/1998	W - 85-67	Starkville	
11/22/2003	W - 90-74	Starkville	
11/17/2007	W - 86-70	Starkville	
11/25/2011	W - 76-50	Starkville	
11/28/2015	W - 76-51	Starkville	
12/16/2017	W - 92-61	Starkville	

UCLA			
O-1-1	H-0-0	A-0-0	N-1-1
DATE	RESULT	LOCATION	LOCATION
03/23/1995	L - 86-67	Oakland, CA	
12/12/2009	W - 72-54	Anaheim, CA	

UNLV			
O-0-2	H-0-0	A-0-1	N-0-1
DATE	RESULT	LOCATION	LOCATION
12/30/1980	L - 75-67	Las Vegas	
12/23/2013	L - 82-66	Las Vegas - N	

UTAH			
O-1-0	H-0-0	A-0-0	N-1-0
DATE	RESULT	LOCATION	LOCATION
03/19/1995	W - 78-64	Boise, ID	

UTAH STATE			
O-2-1	H-2-0	A-0-1	N-0-0
DATE	RESULT	LOCATION	LOCATION
12/31/2011	W - 66-64	Starkville	
11/23/2013	L - 87-68	Logan	
11/22/2014	W - 71-63	Starkville	

VALPARAISO - VALPO			
O-0-1	H-0-0	A-0-0	N-0-1
DATE	RESULT	LOCATION	LOCATION
11/26/1999	L - 68-59	St. Charles, MO	

VERMONT			
O-1-0	H-0-0	A-0-0	N-1-0
DATE	RESULT	LOCATION	LOCATION
12/30/1977	W - 79-50	Albuquerque, NM	

VILLANOVA			
O-0-2	H-0-0	A-0-0	N-0-2
DATE	RESULT	LOCATION	LOCATION
12/28/1993	L - 90-82	Tempe, AZ	
11/22/2019	L - 83-76	Conway, SC	

VIRGINIA - UVA			
O-2-1	H-0-0	A-0-0	N-2-1
DATE	RESULT	LOCATION	LOCATION
02/25/1928	W - 44-28	Atlanta, GA	
12/27/1963	L - 81-68	Owensboro, KY	
12/29/1988	W - 86-84	New Orleans, LA	

VIRGINIA COMMONWEALTH - VCU			
O-1-0	H-0-0	A-0-0	N-1-0
DATE	RESULT	LOCATION	LOCATION
03/14/1996	W - 58-51	Indianapolis, IN	

VIRGINIA TECH			
O-2-7	H-1-1	A-0-4	N-1-2
DATE	RESULT	LOCATION	LOCATION
12/30/1959	L - 82-61	New Orleans, LA	
12/17/1962	L - 82-65	Blacksburg	
12/04/1963	L - 93-77	Starkville	
12/19/1964	L - 104-75	Blacksburg	
12/04/1965	L - 79-59	Blacksburg	
12/03/1980	W - 68-61	Starkville	
12/22/1981	L - 75-53	Blacksburg	
12/30/2004	W - 71-65	New Orleans, LA	
12/18/2010	L - 88-57	Nassau, The Bahamas	

WAKE FOREST			
O-1-3	H-0-0	A-0-0	N-1-3
DATE	RESULT	LOCATION	LOCATION
12/19/1955	L - 95-68	Charlotte, NC	
12/28/1976	W - 88-83	Norfolk, VA	
12/29/1984	L - 67-65	El Paso, TX	
12/03/1996	L - 74-43	Chicago, IL	

WASHINGTON			
O-0-2	H-0-0	A-0-0	N-0-2
DATE	RESULT	LOCATION	LOCATION
12/27/1967	L - 82-80	Jacksonville, FL	
03/19/2009	L - 71-58	Portland, OR	

WASHINGTON STATE			
O-0-2	H-0-0	A-0-0	N-0-2
DATE	RESULT	LOCATION	LOCATION
11/28/2008	L - 63-52	Newark, NJ	
12/22/2010	L - 83-57	Honolulu, HI	

WEST VIRGINIA			
O-1-1	H-1-0	A-0-0	N-0-1
DATE	RESULT	LOCATION	LOCATION
03/27/2007	L - 63-62	New York City, NY	
12/03/2011	W - 75-62	Starkville	

WESTERN CAROLINA			
O-1-0	H-1-0	A-0-0	N-0-0
DATE	RESULT	LOCATION	LOCATION
11/14/2014	W - 66-56	Starkville	

WESTERN KENTUCKY - WKU			
O-3-3	H-2-0	A-1-2	N-0-1
DATE	RESULT	LOCATION	LOCATION
01/22/1941	L - 63-47	Bowling Green	
12/29/1959	L - 61-50	New Orleans, LA	
12/04/1999	W - 81-69	Starkville	
11/29/2003	W - 81-75	Bowling Green	
01/05/2009	W - 95-67	Starkville	
01/04/2010	L - 55-52	Bowling Green	

WICHITA STATE			
O-0-3	H-0-1	A-0-2	N-0-0
DATE	RESULT	LOCATION	LOCATION
12/05/1967	L - 97-67	Wichita	
12/21/1985	L - 64-57	Wichita	
12/10/1986	L - 61-48	Starkville	

WINTHROP			
O-0-1	H-0-1	A-0-0	N-0-0
DATE	RESULT	LOCATION	LOCATION
11/18/2006	L - 74-63	Starkville	

WOFFORD			
O-1-0	H-1-0	A-0-0	N-0-0
DATE	RESULT	LOCATION	LOCATION
12/19/2018	W - 98-87	Starkville	

WRIGHT STATE			
O-2-0	H-1-0	A-0-0	N-1-0
DATE	RESULT	LOCATION	LOCATION
12/16/2009	W - 80-69	Starkville	
12/22/2018	W - 67-63	Jackson, MS	

WYOMING			
O-1-0	H-0-0	A-0-0	N-1-0
DATE	RESULT	LOCATION	LOCATION
12/28/1994	W - 61-57	Casper, WY	

XAVIER - OHIO			
O-4-1	H-1-0	A-1-0	N-2-1
DATE	RESULT	LOCATION	LOCATION
12/29/1962	W - 75-66	New Orleans, LA	
12/14/2002	W - 71-61	New York City, NY	
12/13/2003	W - 82-70	Starkville	
03/21/2004	L - 89-74	Orlando, FL	
12/18/2004	W - 80-74	Cincinnati	



ALASKA FAIRBANKS

O • 1-0	H • 0-0	A • 1-0	N • 0-0
DATE	RESULT	LOCATION	
11/21/1997	W • 66-64 • 2OT	Fairbanks	

ALBANY YMCA - GEORGIA

O • 0-1	H • 0-0	A • 0-1	N • 0-0
DATE	RESULT	LOCATION	
01/03/1925	L • 40-23	Albany	

AMORY INDEPENDENTS - MISSISSIPPI

O • 1-0	H • 1-0	A • 0-0	N • 0-0
DATE	RESULT	LOCATION	
01/12/1935	W • 58-21	Starkville	

ARKANSAS-MONTICELLO

O • 1-0	H • 1-0	A • 0-0	N • 0-0
DATE	RESULT	LOCATION	
12/04/1962	W • 90-55	Starkville	

ATLANTA ATHLETIC CLUB - GEORGIA

O • 1-1	H • 0-0	A • 1-1	N • 0-0
DATE	RESULT	LOCATION	
02/05/1924	W • 42-33	Atlanta	
01/04/1925	L • 29-25	Atlanta	

AUBURN - MONTGOMERY - ALABAMA

O • 2-0	H • 2-0	A • 0-0	N • 0-0
DATE	RESULT	LOCATION	
12/02/1978	W • 90-68	Starkville	
11/27/1981	W • 68-43	Starkville	

BAYLOR MEDICAL SCHOOL - TEXAS

O • 3-0	H • 3-0	A • 0-0	N • 0-0
DATE	RESULT	LOCATION	
01/06/1922	W • 42-26	Starkville	
01/07/1922	W • 45-15	Starkville	
12/18/1924	W • 30-15	Starkville	

BIRMINGHAM ATHLETIC CLUB - ALABAMA

O • 5-3	H • 1-0	A • 4-3	N • 0-0
DATE	RESULT	LOCATION	
02/20/1920	W • 37-23	Birmingham	
02/19/1921	L • 36-26	Birmingham	
12/31/1921	L • 35-15	Birmingham	
01/05/1924	W • 39-28	Birmingham	
01/07/1925	W • 34-23	Birmingham	
02/04/1926	L • 32-31	Birmingham	
01/12/1927	W • 22-21	Birmingham	
02/12/1927	W • 38-33	Starkville	

BIRMINGHAM BOYS CLUB - ALABAMA

O • 0-2	H • 0-2	A • 0-0	N • 0-0
DATE	RESULT	LOCATION	
12/16/1927	L • 20-19	Starkville	
12/17/1927	L • 32-27	Starkville	

BIRMINGHAM YMCA - ALABAMA

O • 0-1	H • 0-0	A • 0-1	N • 0-0
DATE	RESULT	LOCATION	
12/22/1928	L • 32-18	Birmingham	

BIRMINGHAM YMHA - ALABAMA

O • 1-0	H • 0-0	A • 1-0	N • 0-0
DATE	RESULT	LOCATION	
01/05/1926	W • 44-13	Birmingham	

BIRMINGHAM-SOUTHERN COLLEGE

O • 8-0	H • 6-0	A • 2-0	N • 0-0
DATE	RESULT	LOCATION	
01/09/1926	W • 29-7	Starkville	
01/31/1952	W • 107-72	Birmingham	
12/06/1952	W • 70-45	Starkville	
12/07/1977	W • 81-55	Starkville	
12/01/1981	W • 71-46	Starkville	
11/28/1983	W • 47-40	Starkville	
12/29/1992	W • 75-71	Starkville	
11/12/2004	W • 55-48	Birmingham	

BISCAYNE COLLEGE - FLORIDA

O • 1-0	H • 1-0	A • 0-0	N • 0-0
DATE	RESULT	LOCATION	
11/26/1977	W • 95-78	Starkville	

BROWNSVILLE ATHLETIC CLUB

O • 1-0	H • 1-0	A • 0-0	N • 0-0
DATE	RESULT	LOCATION	
01/22/1909	W • 75-0	Starkville	

CATHOLIC UNIVERSITY - WASHINGTON DC

O • 1-0	H • 0-0	A • 1-0	N • 0-0
DATE	RESULT	LOCATION	
01/13/1937	W • 41-28	Washington DC	

CENTENARY COLLEGE - LOUISIANA

O • 7-0	H • 5-0	A • 1-0	N • 1-0
DATE	RESULT	LOCATION	
11/25/1989	W • 96-80	Shreveport	
11/29/1989	W • 112-74	Starkville	
11/15/1997	W • 64-40	Starkville	
12/08/1998	W • 59-54	Starkville	
12/11/1999	W • 98-76	Starkville	
11/15/2008	W • 77-55	Starkville	
12/22/2009	W • 88-51	Jackson, MS	

CHEVROLET ALL-STARS

O • 0-1	H • 0-0	A • 0-1	N • 0-0
DATE	RESULT	LOCATION	
12/23/1925	L • 26-17	Earle	

CHICAGO COLLEGE - ILLINOIS

O • 0-1	H • 0-1	A • 0-0	N • 0-0
DATE	RESULT	LOCATION	
01/05/1920	L • 22-20	Starkville	

CHRISTIAN BROTHERS - TENNESSEE

O • 5-0	H • 5-0	A • 0-0	N • 0-0
DATE	RESULT	LOCATION	
12/19/1962	W • 106-71	Starkville	
12/29/1973	W • 73-62	Starkville	
12/02/1986	W • 77-52	Starkville	
11/28/1987	W • 93-78	Starkville	
12/07/1989	W • 86-51	Starkville	

CLAYTON STATE - GEORGIA

O • 1-0	H • 1-0	A • 0-0	N • 0-0
DATE	RESULT	LOCATION	
11/24/2014	W • 59-46	Starkville	

COLLEGE OF MEMPHIS

O • 2-0	H • 2-0	A • 0-0	N • 0-0
DATE	RESULT	LOCATION	
01/29/1909	W • 27-14	Starkville	
01/30/1909	W • 25-8	Starkville	

COLUMBUS ATHLETIC CLUB - MISSISSIPPI

O • 2-0	H • 1-0	A • 1-0	N • 0-0
DATE	RESULT	LOCATION	
01/01/1909	W • 35-6	Starkville	
01/24/1909	W • 61-1	Columbus	

COLUMBUS AIR FORCE BASE - MISSISSIPPI

O • 4-0	H • 2-0	A • 2-0	N • 0-0
DATE	RESULT	LOCATION	
01/25/1945	W • 55-28	Starkville	
02/01/1945	W • 38-28	Starkville	
02/04/1946	W • 47-41	Columbus	
02/05/1946	W • 62-40	Columbus	

CUMBERLAND - TENNESSEE

O • 2-0	H • 2-0	A • 0-0	N • 0-0
DATE	RESULT	LOCATION	
02/01/1916	W • 39-13	Starkville	
02/02/1916	W • 42-8	Starkville	

DELTA STATE - MISSISSIPPI

O • 15-1	H • 9-1	A • 5-0	N • 1-0
DATE	RESULT	LOCATION	
02/05/1935	W • 48-29	Starkville	
12/14/1937	W • 51-35	Starkville	
01/03/1961	W • 92-53	Starkville	
01/28/1961	W • 99-77	Cleveland	
12/09/1961	W • 84-55	Starkville	
01/29/1962	W • 106-76	Cleveland	
01/01/1963	W • 106-77	Starkville	
12/09/1963	W • 67-52	Cleveland	
12/30/1964	W • 82-63	Jackson, MS	
01/12/1967	W • 68-65	Cleveland	
01/11/1968	W • 80-64	Starkville	
12/18/1969	W • 86-64	Starkville	
12/09/1970	W • 59-55	Cleveland	
12/01/1984	W • 76-58	Starkville	
12/10/1985	L • 56-53	Starkville	
12/13/1986	W • 68-56	Starkville	

FLORIDA TECH

O • 1-0	H • 1-0	A • 0-0	N • 0-0
DATE	RESULT	LOCATION	
02/08/1994	W • 95-61	Starkville	

FORT BENNING - GEORGIA

O • 1-0	H • 0-0	A • 1-0	N • 0-0
DATE	RESULT	LOCATION	
01/06/1925	W • 41-38	Fort Benning	



HATTIESBURG YMCA - MISSISSIPPI

O - 1-0	H - 0-0	A - 1-0	N - 0-0
DATE	RESULT	LOCATION	LOCATION
12/22/1924	W - 22-19		Hattiesburg

ILLINOIS WESLEYAN

O - 1-0	H - 1-0	A - 0-0	N - 0-0
DATE	RESULT	LOCATION	LOCATION
11/29/1986	W - 83-78		Starkville

JONESBORO YMCA - ARKANSAS

O - 0-1	H - 0-0	A - 0-1	N - 0-0
DATE	RESULT	LOCATION	LOCATION
01/18/1919	L - 46-25		Jonesboro

KENTUCKY WESLEYAN COLLEGE

O - 1-0	H - 1-0	A - 0-0	N - 0-0
DATE	RESULT	LOCATION	LOCATION
11/27/1976	W - 89-49		Starkville

LAUREL YMCA - MISSISSIPPI

O - 2-0	H - 0-0	A - 2-0	N - 0-0
DATE	RESULT	LOCATION	LOCATION
01/19/1916	W - 38-35		Laurel
12/23/1924	W - 30-25		Laurel

LOUISIANA COLLEGE

O - 8-1	H - 7-0	A - 0-1	N - 1-0
DATE	RESULT	LOCATION	LOCATION
12/12/1959	W - 90-61		Starkville
12/10/1960	W - 117-86		Jackson, MS
12/11/1961	W - 113-70		Starkville
12/10/1962	W - 83-59		Starkville
12/07/1963	W - 84-67		Starkville
12/18/1965	W - 92-77		Starkville
12/02/1968	W - 79-69		Starkville
12/04/1969	L - 77-71		Pineville
12/01/1970	W - 73-54		Starkville

LOYOLA - NEW ORLEANS - LOUISIANA

O - 5-1	H - 4-0	A - 1-1	N - 0-0
DATE	RESULT	LOCATION	LOCATION
12/21/1926	W - 38-15		New Orleans
02/04/1935	W - 59-44		Starkville
02/05/1935	W - 37-25		Starkville
01/23/1960	W - 76-60		Starkville
12/19/1960	L - 83-60		New Orleans
12/14/1996	W - 98-32		Starkville

MACON YMCA - GEORGIA

O - 1-0	H - 0-0	A - 1-0	N - 0-0
DATE	RESULT	LOCATION	LOCATION
01/05/1925	W - 26-24		Macon

MANSFIELD - PENNSYLVANIA

O - 1-0	H - 1-0	A - 0-0	N - 0-0
DATE	RESULT	LOCATION	LOCATION
12/10/1977	W - 74-54		Starkville

MARYVILLE COLLEGE - TENNESSEE

O - 2-0	H - 2-0	A - 0-0	N - 0-0
DATE	RESULT	LOCATION	LOCATION
02/20/1913	W - 49-13		Starkville
02/21/1913	W - 35-18		Starkville

MEMPHIS YMCA - TENNESSEE

O - 5-7	H - 1-0	A - 4-7	N - 0-0
DATE	RESULT	LOCATION	LOCATION
01/26/1916	W - 32-28		Memphis
01/17/1919	L - 23-19		Memphis
02/04/1921	L - 24-18		Memphis
12/30/1921	L - 26-11		Memphis
02/14/1923	W - 32-22		Memphis
01/04/1924	L - 21-20		Memphis
01/20/1925	L - 41-33		Memphis
01/24/1925	W - 28-24		Starkville
12/22/1925	L - 32-31		Memphis
12/31/1927	W - 30-20		Memphis
01/04/1929	W - 28-19		Memphis
01/05/1929	L - 27-26		Memphis

MERIDIAN ALL-STARS - MISSISSIPPI

O - 3-0	H - 0-0	A - 3-0	N - 0-0
DATE	RESULT	LOCATION	LOCATION
12/19/1924	W - 65-8		Meridian
12/23/1926	W - 52-17		Meridian
01/10/1930	W - 43-17		Meridian

MERIDIAN COLLEGE - MISSISSIPPI

O - 1-0	H - 0-0	A - 1-0	N - 0-0
DATE	RESULT	LOCATION	LOCATION
01/21/1920	W - 48-31		Meridian

MEXICO CITY YMCA

O - 1-0	H - 1-0	A - 0-0	N - 0-0
DATE	RESULT	LOCATION	LOCATION
02/18/1937	W - 41-16		Starkville

MILLSAPS COLLEGE - MISSISSIPPI

O - 16-2	H - 11-2	A - 4-0	N - 1-0
DATE	RESULT	LOCATION	LOCATION
02/12/1912	W - 22-6		Jackson
01/24/1913	W - 35-15		Starkville
01/25/1913	L - 24-21		Starkville
01/14/1914	W - 63-8		Starkville
01/15/1914	W - 46-9		Starkville
02/07/1914	W - 66-23		Jackson
02/11/1916	W - 60-21		Starkville
02/12/1916	W - 41-15		Starkville
02/28/1921	W - 25-11		Atlanta, GA
01/22/1923	W - 32-13		Starkville
01/23/1923	L - 27-20		Starkville
01/21/1924	W - 37-21		Starkville
01/15/1926	W - 36-14		Jackson
01/14/1927	W - 28-23		Starkville
01/15/1927	W - 38-24		Starkville
12/14/1936	W - 32-16		Starkville
02/06/1937	W - 49-27		Starkville
01/27/1940	W - 38-28		Jackson

MISSISSIPPI COLLEGE

O - 54-21	H - 0-0	A - 0-0	N - 0-0
DATE	RESULT	LOCATION	LOCATION
02/05/1909	L - 26-22		Clinton
01/27/1911	L - 23-15		Starkville
01/28/1911	L - 25-10		Starkville
01/25/1912	W - 45-17		Starkville
01/26/1912	W - 30-20		Starkville
02/14/1912	W - 25-17		Clinton
02/15/1912	W - 21-13		Clinton
02/04/1913	W - 45-5		Starkville
02/05/1913	W - 43-15		Starkville
01/30/1914	W - 42-9		Starkville
01/31/1914	W - 50-11		Starkville
02/09/1914	W - 43-9		Clinton
02/10/1914	W - 22-12		Clinton
01/14/1915	W - 50-0		Starkville
01/15/1915	W - 53-3		Starkville
01/29/1917	W - 28-17		Clinton
01/30/1917	L - 36-31		Clinton
02/05/1917	W - 18-8		Starkville
02/06/1917	W - 23-19		Starkville
02/28/1919	W - 39-23		Clinton
03/01/1919	W - 39-31		Clinton
02/24/1920	W - 40-16		Starkville
02/25/1920	W - 25-23		Starkville
01/28/1921	W - 46-16		Starkville
01/29/1921	W - 33-21		Starkville
01/13/1922	W - 26-6		Clinton
01/14/1922	W - 25-11		Clinton
01/20/1922	W - 21-11		Starkville
01/21/1922	W - 46-8		Starkville
02/08/1923	W - 30-18		Starkville
01/12/1925	W - 33-32		Starkville
01/13/1925	L - 35-33		Starkville
01/14/1926	L - 37-36		Clinton
02/15/1926	W - 34-32		Starkville
02/16/1926	W - 29-22		Starkville
01/20/1927	W - 27-21		Clinton
02/14/1927	L - 44-28		Starkville
01/13/1928	L - 34-26		Clinton
01/14/1928	L - 38-21		Clinton
01/11/1929	L - 31-28		Starkville
01/12/1929	L - 24-21		Starkville
01/22/1929	W - 26-14		Jackson
01/23/1929	W - 25-23		Clinton
02/13/1931	W - 27-20		Starkville
01/06/1933	L - 46-26		Starkville
01/07/1933	W - 43-24		Starkville
02/03/1933	L - 41-40		Clinton
02/04/1933	L - 40-31		Clinton
01/12/1934	L - 47-25		Clinton
01/13/1934	W - 29-27		Starkville
02/13/1934	L - 38-34		Starkville
02/14/1934	W - 34-28		Starkville
02/01/1935	W - 43-37		Starkville
02/02/1935	L - 34-26		Starkville
02/10/1935	W - 44-42		Clinton
02/11/1935	W - 33-24		Clinton
12/12/1936	W - 36-25		Starkville
02/17/1937	W - 46-42		Clinton
01/30/1940	W - 58-47		Clinton
02/01/1940	W - 73-53		Starkville



DATE	RESULT	LOCATION
12/11/1940	W - 38-34	Starkville
02/07/1941	W - 63-45	Vicksburg
01/21/1942	W - 43-25	Starkville
01/09/1945	W - 32-30	Starkville
01/10/1945	L - 30-19	Starkville
01/26/1945	L - 46-32	Clinton
01/27/1945	L - 45-34	Clinton
12/16/1946	W - 58-34	Starkville
02/15/1947	W - 82-48	Clinton
01/08/1951	W - 103-52	Starkville
12/08/1956	W - 99-58	Clinton
12/15/1956	W - 83-67	Starkville
12/29/1964	L - 72-57	Jackson
12/07/1985	W - 74-64	Starkville
12/06/1986	W - 86-68	Starkville

MOBILE YMCA - ALABAMA

O - 1-1	H - 0-0	A - 1-1	N - 0-0
DATE	RESULT	LOCATION	LOCATION
01/22/1920	L - 43-28	Mobile	
12/22/1926	W - 26-17	Mobile	

MISSOURI WESTERN STATE

O - 1-0	H - 1-0	A - 0-0	N - 0-0
DATE	RESULT	LOCATION	LOCATION
01/27/1976	W - 87-71	Starkville	

NASHVILLE RAMBLERS - TENNESSEE

O - 0-2	H - 0-0	A - 0-2	N - 0-0
DATE	RESULT	LOCATION	LOCATION
01/12/1924	L - 32-28	Nashville	
12/20/1929	L - 26-14	Nashville	

NEW ORLEANS YMCA - LOUISIANA

O - 0-1	H - 0-0	A - 0-1	N - 0-0
DATE	RESULT	LOCATION	LOCATION
02/10/1909	L - 22-20	New Orleans	

NORTH GEORGIA

O - 1-0	H - 1-0	A - 0-0	N - 0-0
DATE	RESULT	LOCATION	LOCATION
12/09/2017	W - 95-62	Starkville	

OGLETHORPE - GEORGIA

O - 2-0	H - 2-0	A - 0-0	N - 0-0
DATE	RESULT	LOCATION	LOCATION
12/18/1935	W - 57-23	Starkville	
12/19/1935	W - 47-26	Starkville	

OUACHITA BAPTIST - ARKANSAS

O - 1-0	H - 1-0	A - 0-0	N - 0-0
DATE	RESULT	LOCATION	LOCATION
12/10/1948	W - 61-45	Starkville	

PARK AVIATION FIELD - TENNESSEE

O - 0-1	H - 0-0	A - 0-1	N - 0-0
DATE	RESULT	LOCATION	LOCATION
01/19/1919	L - 28-18	Memphis	

PINE BLUFF YMCA - ARKANSAS

O - 0-3	H - 0-0	A - 0-3	N - 0-0
DATE	RESULT	LOCATION	LOCATION
02/05/1921	L - 18-15	Pine Bluff	
12/28/1921	L - 32-22	Pine Bluff	
12/29/1921	L - 26-25	Pine Bluff	

RHODES COLLEGE - TENNESSEE

O - 12-0	H - 7-0	A - 5-0	N - 0-0
DATE	RESULT	LOCATION	LOCATION
01/16/1934	W - 67-26	Memphis	
01/17/1934	W - 64-25	Memphis	
01/14/1935	W - 57-17	Starkville	
01/15/1935	W - 64-29	Starkville	
01/11/1939	W - 30-28	Starkville	
01/12/1939	W - 38-28	Starkville	
12/16/1940	W - 42-40	Starkville	
01/20/1941	W - 51-33	Memphis	
12/12/1955	W - 76-63	Starkville	
12/10/1956	W - 83-56	Memphis	
12/07/1957	W - 97-75	Starkville	
12/06/1958	W - 91-46	Memphis	

SAINT PAUL'S COLLEGE - LOUISIANA

O - 1-1	H - 0-0	A - 1-1	N - 0-0
DATE	RESULT	LOCATION	LOCATION
02/10/1915	L - 29-19	Covington	
02/11/1915	W - 32-22	Covington	

SAINT STANISLAUS COLLEGE - MISSISSIPPI

O - 2-0	H - 0-0	A - 2-0	N - 0-0
DATE	RESULT	LOCATION	LOCATION
12/20/1924	W - 22-11	Bay St. Louis	
12/20/1926	W - 31-15	Bay St. Louis	

SCRANTON - PENNSYLVANIA

O - 0-1	H - 0-0	A - 0-1	N - 0-0
DATE	RESULT	LOCATION	LOCATION
01/01/1938	L - 35-34	Scranton	

SEWANEE - UNIVERSITY OF THE SOUTH - TENNESSEE

O - 10-1	H - 7-0	A - 3-1	N - 0-0
DATE	RESULT	LOCATION	LOCATION
01/05/1927	W - 53-10	Starkville	
02/12/1932	W - 25-22	Starkville	
12/04/1951	W - 71-46	Starkville	
02/22/1952	W - 73-67	Sewanee	
12/01/1952	W - 60-53	Starkville	
02/16/1954	W - 65-61	Sewanee	
12/13/1954	W - 77-74	Starkville	
01/17/1956	L - 76-72	Sewanee	
12/07/1970	W - 102-73	Starkville	
12/04/1971	W - 69-48	Sewanee	
12/08/1972	W - 83-65	Starkville	

SPRING HILL COLLEGE - ALABAMA

O - 2-0	H - 2-0	A - 0-0	N - 0-0
DATE	RESULT	LOCATION	LOCATION
01/08/1942	W - 47-31	Starkville	
12/13/1960	W - 98-75	Starkville	

TAMPA - FLORIDA

O - 2-0	H - 1-0	A - 1-0	N - 0-0
DATE	RESULT	LOCATION	LOCATION
02/01/1956	W - 89-64	Starkville	
02/15/1957	W - 113-87	Tampa	

THE RAIL LITES - TENNESSEE

O - 0-2	H - 0-0	A - 0-2	N - 0-0
DATE	RESULT	LOCATION	LOCATION
01/21/1928	L - 45-25	Chattanooga	
12/21/1928	L - 44-20	Chattanooga	

TRUMAN STATE - MISSOURI

O - 2-0	H - 2-0	A - 0-0	N - 0-0
DATE	RESULT	LOCATION	LOCATION
12/09/1976	W - 107-58	Starkville	
12/17/1992	W - 75-48	Starkville	

UNION - TENNESSEE

O - 12-0	H - 10-0	A - 2-0	N - 0-0
DATE	RESULT	LOCATION	LOCATION
02/16/1911	W - 66-18	Starkville	
02/17/1911	W - 32-12	Starkville	
02/01/1912	W - 66-18	Starkville	
02/02/1912	W - 36-11	Starkville	
01/31/1913	W - 35-16	Starkville	
02/01/1913	W - 41-15	Starkville	
01/24/1922	W - 30-16	Jackson	
11/30/1956	W - 87-64	Starkville	
12/02/1957	W - 80-56	Jackson	
12/04/1958	W - 121-78	Starkville	
12/07/1959	W - 88-68	Starkville	
12/05/1960	W - 115-59	Starkville	

WASHINGTON - ST. LOUIS - MISSOURI

O - 0-1	H - 0-0	A - 0-1	N - 0-0
DATE	RESULT	LOCATION	LOCATION
12/06/1954	L - 66-44	St. Louis	

WASHINGTON & LEE - VIRGINIA

O - 1-0	H - 0-0	A - 0-0	N - 1-0
DATE	RESULT	LOCATION	LOCATION
02/24/1928	W - 44-24	Atlanta, GA	

WESTERN NEW MEXICO

O - 1-0	H - 1-0	A - 0-0	N - 0-0
DATE	RESULT	LOCATION	LOCATION
12/05/1987	W - 86-56	Starkville	

**MSU VERSUS RANKED OPPONENTS - BY LOCATION**

Home	32-88
Road	16-99
Neutral	14-29
TOTALS	62-216

MSU VERSUS RANKED OPPONENTS - BY COACH

Paul Gregory	1-13
Babe McCarthy	9-10
Joe Dan Gold	1-14
Kermit Davis	2-25
Ron Greene	0-4
Jim Hatfield	3-15
Bob Boyd	4-18
Richard Williams	18-39
Rick Stansbury	22-52
Rick Ray	0-8
Ben Howland	2-18
TOTALS	62-216

MSU VERSUS RANKED OPPONENTS - BY COACH - HOME

Paul Gregory	1-5
Babe McCarthy	5-1
Joe Dan Gold	0-7
Kermit Davis	1-11
Ron Greene	0-1
Jim Hatfield	1-8
Bob Boyd	2-9
Richard Williams	11-15
Rick Stansbury	9-17
Rick Ray	0-5
Ben Howland	2-9
TOTALS	32-88

MSU VERSUS RANKED OPPONENTS - BY COACH - AWAY

Paul Gregory	0-5
Babe McCarthy	4-8
Joe Dan Gold	1-7
Kermit Davis	0-14
Ron Greene	0-1
Jim Hatfield	2-6
Bob Boyd	2-8
Richard Williams	3-18
Rick Stansbury	4-24
Rick Ray	0-2
Ben Howland	0-6
TOTALS	16-99

MSU VERSUS RANKED OPPONENTS - BY COACH - NEUTRAL

Paul Gregory	0-3
Babe McCarthy	0-1
Joe Dan Gold	0-0
Kermit Davis	1-0
Ron Greene	0-2
Jim Hatfield	0-1
Bob Boyd	0-1
Richard Williams	4-6
Rick Stansbury	9-11
Rick Ray	0-1
Ben Howland	0-3
TOTALS	14-29

1948-49**O: 0-1 • H: 0-1 • A: 0-0 • N: 0-0**

DATE	OPPONENT	RESULT	RECORD
02/04/1949	[11] Tulane [SEC]	L • 64-50	0-1

1949-50**O: 1-2 • H: 1-0 • A: 0-0 • N: 0-2**

DATE	OPPONENT	RESULT	RECORD
01/04/1950	1 vs. [2] Kentucky [SEC]	L • 87-55	0-2
01/23/1950	[17] Tennessee [SEC]	W • 65-56	1-2
03/03/1950	2 vs. [4] Kentucky [SEC-T]	L • 56-46	1-3

1950-51**O: 0-2 • H: 0-1 • A: 0-0 • N: 0-1**

DATE	OPPONENT	RESULT	RECORD
02/02/1951	[1] Kentucky [SEC]	L • 80-60	1-4
03/01/1951	2 vs. [1] Kentucky [SEC-T]	L • 92-70	1-5

1951-52**O: 0-1 • H: 0-0 • A: 0-1 • N: 0-0**

DATE	OPPONENT	RESULT	RECORD
02/11/1952	at [1] Kentucky [SEC]	L • 110-66	1-6

1952-53**O: 0-2 • H: 0-1 • A: 0-1 • N: 0-0**

DATE	OPPONENT	RESULT	RECORD
01/10/1953	[11] LSU [SEC]	L • 75-55	1-7
02/27/1953	at [6] LSU [SEC]	L • 82-47	1-8

1953-54**O: 0-3 • H: 0-1 • A: 0-2 • N: 0-0**

DATE	OPPONENT	RESULT	RECORD
01/30/1954	at [14] LSU [SEC]	L • 65-54	1-9
02/15/1954	at [1] Kentucky [SEC]	L • 81-49	1-10
02/27/1954	[12] LSU [SEC]	L • 61-57	1-11

1954-55**O: 0-2 • H: 0-1 • A: 0-1 • N: 0-0**

DATE	OPPONENT	RESULT	RECORD
01/10/1955	at [20] Alabama [SEC]	L • 99-73	1-12
02/07/1955	[1] Kentucky [SEC]	L • 61-56	1-13

1955-56**O: 0-4 • H: 0-1 • A: 0-3 • N: 0-0**

DATE	OPPONENT	RESULT	RECORD
01/09/1956	[17] Alabama [SEC]	L • 87-75	1-14
01/16/1956	at [4] Vanderbilt [SEC]	L • 69-49	1-15
01/27/1956	at [19] Memphis	L • 105-73	1-16
02/13/1956	at [7] Kentucky [SEC]	L • 86-65	1-17

1956-57**O: 3-0 • H: 3-0 • A: 0-0 • N: 0-0**

DATE	OPPONENT	RESULT	RECORD
01/14/1957	[6] Vanderbilt [SEC]	W • 63-62	2-17
02/02/1957	[14] Tulane [SEC]	W • 85-72	3-17
02/11/1957	[3] Kentucky [SEC]	W • 89-81	4-17

1957-58**O: 1-1 • H: 0-0 • A: 1-1 • N: 0-0**

DATE	OPPONENT	RESULT	RECORD
12/11/1957	at [20] Memphis	W • 56-54	5-17
02/10/1958	at [12] Kentucky [SEC]	L • 72-62	5-18



1958-59

O: 1-1 • H: 1-0 • A: 0-1 • N: 0-0

DATE	OPPONENT	RESULT	RECORD
01/03/1959	at [9] Auburn [SEC]	L • 97-66	5-19
02/09/1959	[1] Kentucky [SEC]	W • 66-58	6-19

1959-60

O: 0-1 • H: 0-0 • A: 0-1 • N: 0-0

DATE	OPPONENT	RESULT	RECORD
01/09/1960	at [6] Georgia Tech [SEC]	L • 82-60	6-20

1960-61

O: 1-0 • H: 0-0 • A: 1-0 • N: 0-0

DATE	OPPONENT	RESULT	RECORD
01/07/1961	at [10] Auburn [SEC]	W • 56-48	7-20

1961-62

O: 1-0 • H: 0-0 • A: 1-0 • N: 0-0

DATE	OPPONENT	RESULT	RECORD
02/12/1962	at [2] Kentucky [SEC]	W • 49-44	8-20

MSU WINS VERSUS TOP 10 ASSOCIATED PRESS OPPONENTS

NO. 2

DATE	OPPONENT	RESULT	LOCATION
02/12/1962	at [2] Kentucky [SEC]	W • 49-44	Lexington

NO. 3

DATE	OPPONENT	RESULT	LOCATION
02/11/1957	[3] Kentucky [SEC]	W • 89-81	Starkville
01/19/1994	[3] Arkansas [SEC]	W • 72-71	Starkville
03/22/1996	vs. [3] Connecticut [NCAA]	W • 60-55	Lexington, Ky.

NO. 4

DATE	OPPONENT	RESULT	LOCATION
12/10/1983	at [4] Memphis	W • 50-49	Memphis
02/14/1995	at [4] Kentucky [SEC]	W • 76-71	Lexington

NO. 5

DATE	OPPONENT	RESULT	LOCATION
03/05/1966	at [5] Vanderbilt [SEC]	W • 92-90	Nashville
02/24/1979	at [5] LSU [SEC]	W • 65-57	Baton Rouge
02/09/2002	[5] Alabama [SEC]	W • 76-72	Starkville
12/28/2002	vs. [5] Oklahoma	W • 54-45	New Orleans, La.

NO. 6

DATE	OPPONENT	RESULT	LOCATION
01/14/1957	[6] Vanderbilt [SEC]	W • 63-62	Starkville
01/05/2002	[6] Kentucky [SEC]	W • 74-69 • OT	Starkville

NO. 7

DATE	OPPONENT	RESULT	LOCATION
01/14/1963	[7] Georgia Tech [SEC]	W • 81-69	Starkville
12/28/1976	vs. [7] Wake Forest	W • 88-83	Norfolk, Va.
01/27/1982	[7] Kentucky [SEC]	W • 56-51	Starkville
03/24/1996	vs. [7] Cincinnati [NCAA]	W • 73-63	Lexington, Ky.

1962-63

O: 2-1 • H: 1-0 • A: 1-0 • N: 0-1

DATE	OPPONENT	RESULT	RECORD
01/05/1963	at [10] Auburn [SEC]	W • 62-53	9-20
01/14/1963	[7] Georgia Tech [SEC]	W • 81-69	10-20
03/15/1963	3 vs. [3] Loyola • Chicago [NCAA]	L • 61-51	10-21

1963-64

O: 0-2 • H: 0-0 • A: 0-2 • N: 0-0

DATE	OPPONENT	RESULT	RECORD
01/11/1964	at [7] Vanderbilt [SEC]	L • 90-56	10-22
02/10/1964	at [3] Kentucky [SEC]	L • 65-59	10-23

1965-66

O: 1-1 • H: 0-1 • A: 1-0 • N: 0-0

DATE	OPPONENT	RESULT	RECORD
02/19/1966	[1] Kentucky [SEC]	L • 73-69	10-24
03/05/1966	at [5] Vanderbilt [SEC]	W • 92-90	11-24

1966-67

O: 0-2 • H: 0-1 • A: 0-1 • N: 0-0

DATE	OPPONENT	RESULT	RECORD
01/28/1967	at [9] Vanderbilt [SEC]	L • 79-64	11-25
03/06/1967	[8] Tennessee [SEC]	L • 78-76 • 3OT	11-26

NO. 8

DATE	OPPONENT	RESULT	LOCATION
02/04/1995	[8] Arkansas [SEC]	W • 83-62	Starkville
03/10/2002	vs. [8] Alabama [SEC-T]	W • 61-58	Atlanta, Ga.

NO. 10

DATE	OPPONENT	RESULT	LOCATION
01/07/1961	at [10] Auburn [SEC]	W • 56-48	Auburn
01/05/1963	at [10] Auburn [SEC]	W • 62-53	Auburn
01/02/1971	[10] Tennessee [SEC]	W • 69-67	Starkville
12/29/1978	at [10] Louisville	W • 80-73	Louisville
02/09/1991	[10] Kentucky [SEC]	W • 83-82	Starkville

MSU VS. ASSOCIATED PRESS NO. 1 RANKED TEAMS

DATE	OPPONENT	RESULT	LOCATION
02/02/1951	[1] Kentucky [SEC]	L • 80-60	Starkville
03/01/1951	vs. [1] Kentucky [SEC-T]	L • 92-70	Louisville
02/11/1952	at [1] Kentucky [SEC]	L • 110-66	Lexington
02/15/1954	at [1] Kentucky [SEC]	L • 81-49	Lexington
02/07/1955	[1] Kentucky [SEC]	L • 61-56	Starkville
02/09/1959	[1] Kentucky [SEC]	W • 66-58	Starkville
02/19/1966	[1] Kentucky [SEC]	L • 73-69	Starkville
01/05/1970	at [1] Kentucky [SEC]	L • 111-76	Lexington
01/21/1978	[1] Kentucky [SEC]	L • 75-65	Starkville
01/06/1988	at [1] Kentucky [SEC]	L • 93-52	Lexington
03/05/1994	at [1] Arkansas [SEC]	L • 80-62	Fayetteville
03/23/1995	vs. [1] UCLA [NCAA]	L • 86-67	Oakland
03/10/1996	vs. [1] Kentucky [SEC-T]	W • 84-73	New Orleans, La.
12/21/1999	vs. [1] Stanford	L • 76-56	Oakland
01/24/2007	[1] Florida [SEC]	L • 70-67	Starkville
02/21/2012	[1] Kentucky [SEC]	L • 73-64	Starkville
02/25/2015	[1] Kentucky [SEC]	L • 74-56	Starkville

LEGEND

[SEC] - SEC regular season game [SEC-T] - SEC Tournament
[NCAA] - NCAA Tournament



1967-68
O: 0-5 • H: 0-3 • A: 0-2 • N: 0-0

DATE	OPPONENT	RESULT	RECORD
01/27/1968	[7] Vanderbilt [SEC]	L • 90-69	11-27
01/29/1968	[6] Tennessee [SEC]	L • 65-57	11-28
02/10/1968	[8] Kentucky [SEC]	L • 92-84	11-29
02/17/1968	at [8] Kentucky [SEC]	L • 107-81	11-30
02/26/1968	at [9] Vanderbilt [SEC]	L • 84-73	11-31

1968-69
O: 0-3 • H: 0-1 • A: 0-2 • N: 0-0

DATE	OPPONENT	RESULT	RECORD
12/27/1968	at [11] Detroit	L • 86-62	11-32
01/06/1969	[3] Kentucky [SEC]	L • 91-72	11-33
02/10/1969	at [4] Kentucky [SEC]	L • 91-69	11-34

1969-70
O: 0-3 • H: 0-1 • A: 0-2 • N: 0-0

DATE	OPPONENT	RESULT	RECORD
01/03/1970	at [6] Tennessee [SEC]	L • 58-56	11-35
01/05/1970	at [1] Kentucky [SEC]	L • 111-76	11-36
02/09/1970	[3] Kentucky [SEC]	L • 86-57	11-37

1970-71
O: 1-3 • H: 1-1 • A: 0-2 • N: 0-0

DATE	OPPONENT	RESULT	RECORD
01/02/1971	[10] Tennessee [SEC]	W • 69-67	12-37
01/04/1971	[8] Kentucky [SEC]	L • 79-71	12-38
02/06/1971	at [11] Tennessee [SEC]	L • 88-65	12-39
02/08/1971	at [8] Kentucky [SEC]	L • 102-83	12-40

1971-72
O: 0-2 • H: 0-1 • A: 0-1 • N: 0-0

DATE	OPPONENT	RESULT	RECORD
01/10/1972	at [19] Kentucky [SEC]	L • 104-76	12-41
02/14/1972	[17] Kentucky [SEC]	L • 63-55	12-42

1972-73
O: 0-2 • H: 0-0 • A: 0-2 • N: 0-0

DATE	OPPONENT	RESULT	RECORD
01/20/1973	at [18] Vanderbilt [SEC]	L • 75-69	12-43
02/03/1973	at [6] Alabama [SEC]	L • 96-86	12-44

1973-74
O: 0-4 • H: 0-2 • A: 0-2 • N: 0-0

DATE	OPPONENT	RESULT	RECORD
01/07/1974	at [10] Vanderbilt [SEC]	L • 75-69	12-45
01/12/1974	at [12] Alabama [SEC]	L • 85-68	12-46
02/09/1974	[5] Vanderbilt [SEC]	L • 60-59	12-47
02/11/1974	[8] Alabama [SEC]	L • 76-74	12-48

1974-75
O: 0-4 • H: 0-2 • A: 0-2 • N: 0-0

DATE	OPPONENT	RESULT	RECORD
01/11/1975	[8] Alabama [SEC]	L • 86-71	12-49
02/01/1975	at [5] Kentucky [SEC]	L • 112-79	12-50
02/10/1975	at [7] Alabama [SEC]	L • 83-68	12-51
03/08/1975	[6] Kentucky [SEC]	L • 118-80	12-52

1975-76
O: 0-4 • H: 0-2 • A: 0-2 • N: 0-0

DATE	OPPONENT	RESULT	RECORD
01/24/1976	at [12] Alabama [SEC]	L • 92-81	12-53
02/02/1976	at [9] Tennessee [SEC]	L • 75-66	12-54
02/21/1976	[10] Alabama [SEC]	L • 65-61	12-55
03/01/1976	[12] Tennessee [SEC]	L • 78-76	12-56

1976-77
O: 1-6 • H: 0-3 • A: 0-3 • N: 1-0

DATE	OPPONENT	RESULT	RECORD
12/28/1976	4 vs. [7] Wake Forest	W • 88-83	13-56
01/15/1977	[4] Alabama [SEC]	L • 65-63	13-57
01/24/1977	at [7] Tennessee [SEC]	L • 68-59	13-58
01/31/1977	[6] Kentucky [SEC]	L • 92-85	13-59
02/12/1977	at [7] Alabama [SEC]	L • 73-69	13-60
02/21/1977	[7] Tennessee [SEC]	L • 76-68	13-61
02/28/1977	at [2] Kentucky [SEC]	L • 77-64	13-62

1977-78
O: 0-4 • H: 0-1 • A: 0-1 • N: 0-2

DATE	OPPONENT	RESULT	RECORD
11/28/1977	5 vs. [7] Arkansas	L • 94-61	13-63
12/29/1977	6 vs. [10] Syracuse	L • 76-66	13-64
01/21/1978	[1] Kentucky [SEC]	L • 75-65	13-65
02/18/1978	at [3] Kentucky [SEC]	L • 58-56	13-66

1978-79
O: 3-3 • H: 1-2 • A: 2-1 • N: 0-0

DATE	OPPONENT	RESULT	RECORD
12/29/1978	7 at [10] Louisville	W • 80-73	14-66
01/15/1979	[17] Kentucky [SEC]	W • 63-61	15-66
01/27/1979	[18] Alabama [SEC]	L • 68-67	15-67
02/08/1979	[8] LSU [SEC]	L • 52-48	15-68
02/10/1979	at [17] Vanderbilt [SEC]	L • 70-68 • OT	15-69
02/24/1979	at [5] LSU [SEC]	W • 65-57	16-69

1979-80
O: 0-6 • H: 0-3 • A: 0-2 • N: 0-1

DATE	OPPONENT	RESULT	RECORD
12/21/1979	8 vs. [13] Iowa	L • 81-62	16-70
01/05/1980	at [4] LSU [SEC]	L • 80-58	16-71
01/17/1980	[20] Tennessee [SEC]	L • 70-61	16-72
01/23/1980	[5] Kentucky [SEC]	L • 89-67	16-73
02/02/1980	[10] LSU [SEC]	L • 75-63	16-74
02/20/1980	at [3] Kentucky [SEC]	L • 71-65	16-75

1980-81
O: 0-6 • H: 0-3 • A: 0-3 • N: 0-0

DATE	OPPONENT	RESULT	RECORD
01/10/1981	[9] LSU [SEC]	L • 81-69	16-76
01/21/1981	at [8] Tennessee [SEC]	L • 81-57	16-77
01/28/1981	at [7] Kentucky [SEC]	L • 71-64	16-78
02/07/1981	at [4] LSU [SEC]	L • 94-89	16-79
02/18/1981	[8] Tennessee [SEC]	L • 73-70	16-80
02/25/1981	[9] Kentucky [SEC]	L • 78-74	16-81

1981-82
O: 1-4 • H: 1-2 • A: 0-2 • N: 0-0

DATE	OPPONENT	RESULT	RECORD
01/06/1982	[16] Alabama [SEC]	L • 71-53	16-82
01/20/1982	[20] Tennessee [SEC]	L • 54-44	16-83
01/27/1982	[7] Kentucky [SEC]	W • 56-51	17-83
02/03/1982	at [8] Alabama [SEC]	L • 66-63	17-84
02/24/1982	at [7] Kentucky [SEC]	L • 71-54	17-85

**1982-83****O: 1-3 • H: 0-1 • A: 1-2 • N: 0-0**

DATE	OPPONENT	RESULT	RECORD
12/01/1982	at [11] Houston	L • 74-65	17-86
01/10/1983	[3] Kentucky [SEC]	L • 59-53 • OT	17-87
01/15/1983	at [18] Tennessee [SEC]	W • 75-74 • OT	18-87
02/08/1983	at [15] Kentucky [SEC]	L • 88-67	18-88

1983-84**O: 1-6 • H: 0-4 • A: 1-2 • N: 0-0**

DATE	OPPONENT	RESULT	RECORD
11/30/1983	[8] Houston	L • 68-62	18-89
12/10/1983	at [4] Memphis	W • 50-49	19-89
01/11/1984	at [2] Kentucky [SEC]	L • 51-42	19-90
01/16/1984	[15] Georgia [SEC]	L • 54-52	19-91
01/23/1984	at [15] LSU [SEC]	L • 80-64	19-92
02/06/1984	[3] Kentucky [SEC]	L • 77-58	19-93
02/20/1984	[17] LSU [SEC]	L • 85-70	19-94

1984-85**O: 1-1 • H: 1-1 • A: 0-0 • N: 0-0**

DATE	OPPONENT	RESULT	RECORD
12/15/1984	[5] Memphis	L • 68-59	19-95
01/05/1985	[14] LSU [SEC]	W • 83-69	20-95

1985-86**O: 0-4 • H: 0-1 • A: 0-2 • N: 0-1**

DATE	OPPONENT	RESULT	RECORD
12/28/1985	9 vs. [17] Indiana	L • 74-43	20-96
01/04/1986	at [8] LSU [SEC]	L • 90-84	20-97
01/15/1986	[11] Kentucky [SEC]	L • 64-52	20-98
02/15/1986	at [11] Kentucky [SEC]	L • 88-62	20-99

1986-87**O: 0-3 • H: 0-3 • A: 0-0 • N: 0-0**

DATE	OPPONENT	RESULT	RECORD
01/10/1987	[13] Auburn [SEC]	L • 66-52	20-100
01/12/1987	[9] Kentucky [SEC]	L • 57-49	20-101
02/04/1987	[9] Alabama [SEC]	L • 76-55	20-102

1987-88**O: 1-5 • H: 1-1 • A: 0-3 • N: 0-1**

DATE	OPPONENT	RESULT	RECORD
12/30/1987	10 vs. [20] Louisville	L • 86-62	20-103
01/06/1988	at [1] Kentucky [SEC]	L • 93-52	20-104
01/16/1988	at [19] Auburn [SEC]	L • 65-57	20-105
02/03/1988	at [15] Vanderbilt [SEC]	L • 82-66	20-106
02/06/1988	[10] Kentucky [SEC]	L • 83-59	20-107
03/05/1988	[19] Vanderbilt [SEC]	W • 73-68	21-107

1988-89**O: 1-1 • H: 1-1 • A: 0-0 • N: 0-0**

DATE	OPPONENT	RESULT	RECORD
01/07/1989	[17] Tennessee [SEC]	L • 86-85	21-108
02/04/1989	[19] LSU [SEC]	W • 96-79	22-108

1989-90**O: 1-2 • H: 1-1 • A: 0-1 • N: 0-0**

DATE	OPPONENT	RESULT	RECORD
01/04/1990	[11] LSU [SEC]	W • 86-80 • OT	23-108
01/13/1990	[24] Alabama [SEC]	L • 62-57	23-109
02/05/1990	at [14] LSU [SEC]	L • 86-68	23-110

1990-91**O: 3-2 • H: 2-0 • A: 1-1 • N: 0-1**

DATE	OPPONENT	RESULT	RECORD
12/27/1990	11 vs. [6] Ohio State	L • 82-80	23-111
01/09/1991	at [11] Kentucky [SEC]	L • 89-70	23-112
01/30/1991	at [14] LSU [SEC]	W • 82-79	24-112
02/09/1991	[10] Kentucky [SEC]	W • 83-82	25-112
03/02/1991	[18] LSU [SEC]	W • 76-73	26-112

1991-92**O: 0-6 • H: 0-3 • A: 0-3 • N: 0-0**

DATE	OPPONENT	RESULT	RECORD
01/04/1992	[19] Alabama [SEC]	L • 78-64	26-113
01/15/1992	at [12] Arkansas [SEC]	L • 99-78	26-114
02/19/1992	[13] Kentucky [SEC]	L • 89-84	26-115
02/26/1992	at [16] Alabama [SEC]	L • 79-69	26-116
02/29/1992	[9] Arkansas [SEC]	L • 84-76	26-117
03/07/1992	at [23] LSU [SEC]	L • 89-80	26-118

1992-93**O: 1-4 • H: 1-1 • A: 0-3 • N: 0-0**

DATE	OPPONENT	RESULT	RECORD
12/05/1992	12 at [10] Iowa	L • 69-54	26-119
01/27/1993	[16] Arkansas [SEC]	W • 80-76 • OT	27-119
02/03/1993	at [2] Kentucky [SEC]	L • 87-63	27-120
02/20/1993	at [13] Arkansas [SEC]	L • 115-58	27-121
02/27/1993	[8] Vanderbilt [SEC]	L • 80-39	27-122

1993-94**O: 1-4 • H: 1-1 • A: 0-2 • N: 0-1**

DATE	OPPONENT	RESULT	RECORD
01/19/1994	[3] Arkansas [SEC]	W • 72-71	28-122
01/22/1994	[7] Kentucky [SEC]	L • 86-70	28-123
02/05/1994	at [24] Florida [SEC]	L • 84-75	28-124
03/05/1994	at [1] Arkansas [SEC]	L • 80-62	28-125
03/11/1994	13 vs. [10] Kentucky [SEC-T]	L • 95-76	28-126

1994-95**O: 5-2 • H: 3-0 • A: 1-1 • N: 1-1**

DATE	OPPONENT	RESULT	RECORD
01/11/1995	at [5] Arkansas [SEC]	L • 79-74	28-127
02/01/1995	[25] Florida [SEC]	W • 70-47	29-127
02/04/1995	[8] Arkansas [SEC]	W • 83-62	30-127
02/14/1995	at [4] Kentucky [SEC]	W • 76-71	31-127
03/04/1995	[21] Alabama [SEC]	W • 71-67	32-127
03/19/1995	14 vs. [19] Utah [NCAA]	W • 78-64	33-127
03/23/1995	15 vs. [1] UCLA [NCAA]	L • 86-67	33-128

1995-96**O: 4-2 • H: 0-1 • A: 1-0 • N: 3-1**

DATE	OPPONENT	RESULT	RECORD
01/09/1996	[2] Kentucky [SEC]	L • 74-56	33-129
02/04/1996	at [22] Auburn [SEC]	W • 78-75 • OT	34-129
03/10/1996	16 vs. [1] Kentucky [SEC-T]	W • 84-73	35-129
03/22/1996	17 vs. [3] Connecticut [NCAA]	W • 60-55	36-129
03/24/1996	17 vs. [7] Cincinnati [NCAA]	W • 73-63	37-129
03/30/1996	18 vs. [15] Syracuse [NCAA]	L • 77-69	37-130

1996-97**O: 1-2 • H: 1-0 • A: 0-1 • N: 0-1**

DATE	OPPONENT	RESULT	RECORD
12/03/1996	19 vs. [2] Wake Forest	L • 74-43	37-131
01/07/1997	at [3] Kentucky [SEC]	L • 90-61	37-132
01/15/1997	[20] Ole Miss [SEC]	W • 75-64	38-132

**1997-98****O: 0-6 • H: 0-3 • A: 0-3 • N: 0-0**

DATE	OPPONENT	RESULT	RECORD
01/07/1998	at [22] Arkansas [SEC]	L • 83-70	38-133
01/10/1998	[6] Kentucky [SEC]	L • 77-71	38-134
01/24/1998	at [13] Ole Miss [SEC]	L • 81-77 • 2OT	38-135
01/31/1998	[15] Arkansas [SEC]	L • 76-73	38-136
02/14/1998	at [15] South Carolina [SEC]	L • 76-65	38-137
02/21/1998	[15] Ole Miss [SEC]	L • 82-78	38-138

1998-99**O: 2-5 • H: 1-2 • A: 0-2 • N: 1-1**

DATE	OPPONENT	RESULT	RECORD
01/13/1999	[24] Arkansas [SEC]	L • 61-59	38-139
01/23/1999	at [7] Kentucky [SEC]	L • 76-49	38-140
01/27/1999	at [7] Auburn [SEC]	L • 64-54	38-141
01/30/1999	[25] Florida [SEC]	W • 66-63	39-141
02/27/1999	[2] Auburn [SEC]	L • 76-73	39-142
03/05/1999	20 vs. [18] Tennessee [SEC-T]	W • 62-56	40-142
03/06/1999	20 vs. [22] Arkansas [SEC-T]	L • 84-79 • OT	40-143

1999-2000**O: 1-8 • H: 1-3 • A: 0-4 • N: 0-1**

DATE	OPPONENT	RESULT	RECORD
12/21/1999	21 vs. [1] Stanford	L • 76-56	40-144
01/16/2000	[4] Auburn [SEC]	L • 51-45	40-145
01/29/2000	at [7] Auburn [SEC]	L • 73-57	40-146
02/02/2000	[22] LSU [SEC]	W • 68-66	41-146
02/06/2000	[6] Tennessee [SEC]	L • 88-81	41-147
02/09/2000	at [22] Vanderbilt [SEC]	L • 65-64	41-148
02/19/2000	at [11] Florida [SEC]	L • 88-58	41-149
02/26/2000	at [15] LSU [SEC]	L • 71-66	41-150
02/29/2000	[22] Kentucky [SEC]	L • 73-61	41-151

2000-01**O: 3-4 • H: 2-1 • A: 1-3 • N: 0-0**

DATE	OPPONENT	RESULT	RECORD
12/30/2000	22 at [12] Arizona	W • 75-74	42-151
01/10/2001	[8] Florida [SEC]	L • 81-80	42-152
01/13/2001	at [16] Alabama [SEC]	L • 72-59	42-153
01/20/2001	at [4] Tennessee [SEC]	L • 84-79	42-154
01/27/2001	[19] Ole Miss [SEC]	W • 79-69	43-154
02/07/2001	[18] Alabama [SEC]	W • 84-70	44-154
02/14/2001	at [16] Ole Miss [SEC]	L • 51-48	44-155

2001-02**O: 4-4 • H: 2-1 • A: 0-2 • N: 2-1**

DATE	OPPONENT	RESULT	RECORD
12/21/2001	23 vs. [25] Cincinnati	L • 90-56	44-156
01/05/2002	[6] Kentucky [SEC]	W • 74-69 • OT	45-156
01/19/2002	at [16] Alabama [SEC]	L • 85-73	45-157
02/02/2002	at [5] Florida [SEC]	L • 76-48	45-158
02/06/2002	[17] Georgia [SEC]	L • 86-68	45-159
02/09/2002	[5] Alabama [SEC]	W • 76-72	46-159
03/08/2002	20 vs. [11] Florida [SEC-T]	W • 62-52	47-159
03/10/2002	20 vs. [8] Alabama [SEC-T]	W • 61-58	48-159

2002-03**O: 2-5 • H: 0-1 • A: 0-3 • N: 2-1**

DATE	OPPONENT	RESULT	RECORD
12/14/2002	24 vs. [13] Xavier	W • 71-61	49-159
12/28/2002	25 vs. [5] Oklahoma	W • 54-45	50-159
01/07/2003	[11] Florida [SEC]	L • 74-66	50-160
01/15/2003	at [9] Alabama [SEC]	L • 68-62 • OT	50-161
02/01/2003	at [15] Georgia [SEC]	L • 67-63	50-162
02/23/2003	at [2] Kentucky [SEC]	L • 70-62	50-163
03/16/2003	16 vs. [2] Kentucky [SEC-T]	L • 64-57	50-164

2003-04**O: 2-1 • H: 0-1 • A: 2-0 • N: 0-0**

DATE	OPPONENT	RESULT	RECORD
01/13/2004	[5] Kentucky [SEC]	L • 67-66	50-165
01/21/2004	at [17] Florida [SEC]	W • 79-68	51-165
02/11/2004	at [25] South Carolina [SEC]	W • 79-75 • OT	52-165

2004-05**O: 0-6 • H: 0-1 • A: 0-2 • N: 0-3**

DATE	OPPONENT	RESULT	RECORD
11/18/2004	26 vs. [5] Syracuse	L • 71-58	52-166
12/05/2004	27 vs. [21] Arizona	L • 68-64	52-167
01/18/2005	at [22] Alabama [SEC]	L • 98-49	52-168
02/19/2005	at [3] Kentucky [SEC]	L • 94-78	52-169
03/05/2005	[21] Alabama [SEC]	L • 68-63	52-170
03/20/2005	28 vs. [3] Duke [NCAA]	L • 63-55	52-171

2005-06**O: 0-3 • H: 0-1 • A: 0-2 • N: 0-0**

DATE	OPPONENT	RESULT	RECORD
01/11/2006	at [2] Florida [SEC]	L • 75-60	52-172
01/25/2006	[19] Tennessee [SEC]	L • 88-65	52-173
02/15/2006	at [25] LSU [SEC]	L • 72-59	52-174

2006-07**O: 1-3 • H: 1-1 • A: 0-2 • N: 0-0**

DATE	OPPONENT	RESULT	RECORD
01/07/2007	at [19] Tennessee [SEC]	L • 92-84	52-175
01/24/2007	[1] Florida [SEC]	L • 70-67	52-176
02/07/2007	at [18] Alabama [SEC]	L • 80-79	52-177
02/21/2007	[17] Vanderbilt [SEC]	W • 83-70	53-177

2007-08**O: 1-3 • H: 1-1 • A: 0-1 • N: 0-1**

DATE	OPPONENT	RESULT	RECORD
01/26/2008	[17] Ole Miss [SEC]	W • 88-68	54-177
02/02/2008	[7] Tennessee [SEC]	L • 76-71	54-178
03/05/2008	at [16] Vanderbilt [SEC]	L • 86-85 • OT	54-179
03/23/2008	5 vs. [2] Memphis [NCAA]	L • 77-74	54-180

2008-09**O: 1-1 • H: 0-0 • A: 0-0 • N: 1-1**

DATE	OPPONENT	RESULT	RECORD
03/14/2009	29 vs. [20] LSU [SEC-T]	W • 67-57	55-180
03/19/2009	30 vs. [15] Washington [NCAA]	L • 71-58	55-181



2009-10

O: 2-4 • H: 0-2 • A: 1-1 • N: 1-1

DATE	OPPONENT	RESULT	RECORD
01/09/2010	at [14] Ole Miss [SEC]	W • 80-75	56-181
02/03/2010	at [18] Vanderbilt [SEC]	L • 75-72	56-182
02/16/2010	[2] Kentucky [SEC]	L • 81-75 • OT	56-183
03/06/2010	[16] Tennessee [SEC]	L • 75-59	56-184
03/13/2010	31 vs. [20] Vanderbilt [SEC-T]	W • 62-52	57-184
03/14/2010	31 vs. [2] Kentucky [SEC-T]	L • 75-74 • OT	57-185

2010-11

O: 1-2 • H: 1-1 • A: 0-1 • N: 0-0

DATE	OPPONENT	RESULT	RECORD
01/27/2011	[19] Vanderbilt [SEC]	L • 81-74	57-186
01/29/2011	[24] Florida [SEC]	W • 71-64	58-186
02/15/2011	at [22] Kentucky [SEC]	L • 85-79	58-187

2011-12

O: 2-3 • H: 0-1 • A: 0-1 • N: 2-1

DATE	OPPONENT	RESULT	RECORD
11/17/2011	32 vs. [19] Texas A&M	W • 69-60	59-187
11/18/2011	32 vs. [15] Arizona	W • 67-57	60-187
12/28/2011	33 vs. [6] Baylor	L • 54-52	60-188
01/28/2012	at [14] Florida [SEC]	L • 69-57	60-189
02/21/2012	[1] Kentucky [SEC]	L • 73-64	60-190

2012-13

O: 0-3 • H: 0-1 • A: 0-1 • N: 0-1

DATE	OPPONENT	RESULT	RECORD
11/19/2012	34 vs. [9] North Carolina	L • 95-49	60-191
01/26/2013	[8] Florida [SEC]	L • 82-47	60-192
02/09/2013	at [2] Florida [SEC]	L • 83-58	60-193

2013-14

O: 0-3 • H: 0-2 • A: 0-1 • N: 0-0

DATE	OPPONENT	RESULT	RECORD
01/08/2014	at [14] Kentucky [SEC]	L • 85-63	60-194
01/30/2014	[3] Florida [SEC]	L • 62-51	60-195
02/08/2014	[18] Kentucky [SEC]	L • 69-59	60-196

2014-15

O: 0-2 • H: 0-2 • A: 0-0 • N: 0-0

DATE	OPPONENT	RESULT	RECORD
02/21/2015	[18] Arkansas [SEC]	L • 65-61	60-197
02/25/2015	[1] Kentucky [SEC]	L • 74-56	60-198

2015-16

O: 0-3 • H: 0-1 • A: 0-2 • N: 0-0

DATE	OPPONENT	RESULT	RECORD
01/06/2016	[21] Texas A&M [SEC]	L • 61-60	60-199
01/12/2016	at [14] Kentucky [SEC]	L • 80-74	60-200
02/24/2016	at [21] Texas A&M [SEC]	L • 68-66	60-201

2016-17

O: 0-3 • H: 0-3 • A: 0-0 • N: 0-0

DATE	OPPONENT	RESULT	RECORD
01/17/2017	[5] Kentucky [SEC]	L • 88-81	60-202
02/11/2017	[19] South Carolina [SEC]	L • 77-73	60-203
02/18/2017	[15] Florida [SEC]	L • 57-52	60-204

2017-18

O: 1-4 • H: 1-2 • A: 0-1 • N: 0-1

DATE	OPPONENT	RESULT	RECORD
12/12/2017	at [25] Cincinnati	L • 65-50	60-205
01/02/2018	[22] Arkansas [SEC]	W • 78-75	61-205
01/13/2018	[22] Auburn [SEC]	L • 76-68	61-206
02/27/2018	[16] Tennessee [SEC]	L • 76-54	61-207
03/09/2018	35 vs. [13] Tennessee [SEC-T]	L • 62-59	61-208

2018-19

O: 1-5 • H: 1-2 • A: 0-2 • N: 0-1

DATE	OPPONENT	RESULT	RECORD
01/22/2019	at [8] Kentucky [SEC]	L • 76-55	61-209
01/26/2019	[16] Auburn [SEC]	W • 92-84	62-209
02/06/2019	[21] LSU [SEC]	L • 92-88 • OT	62-210
02/09/2019	[5] Kentucky [SEC]	L • 71-67	62-211
03/05/2019	at [5] Tennessee [SEC]	L • 71-54	62-212
03/15/2019	31 vs. [8] Tennessee [SEC-T]	L • 83-76	62-213

2019-20

O: 0-3 • H: 0-1 • A: 0-1 • N: 0-1

DATE	OPPONENT	RESULT	RECORD
11/22/2019	36 vs. [17] Villanova	L • 83-76	62-214
01/04/2020	[8] Auburn	L • 92-68	62-215
02/04/2020	at [15] Kentucky	L • 80-72	62-216

LEGEND

- 1 - Game played in Owensboro, Kentucky
- 2 - Game played in Louisville, Kentucky
- 3 - Game played in East Lansing, Michigan
- 4 - Old Dominion Classic [Norfolk, Virginia]
- 5 - Game played in Little Rock, Arkansas
- 6 - Lobo Invitational [Albuquerque, New Mexico]
- 7 - Louisville Holiday Classic [Louisville, Kentucky]
- 8 - Dayton Invitational [Dayton, Ohio]
- 9 - Hoosier Classic [Indianapolis, Indiana]
- 10 - Rainbow Classic [Honolulu, Hawaii]
- 11 - Palm Beach Classic [West Palm Beach, Florida]
- 12 - Hawkeye Classic [Iowa City, Iowa]
- 13 - Game played in Memphis, Tennessee
- 14 - Game played in Boise, Idaho
- 15 - Game played in Oakland, California
- 16 - Game played in New Orleans, Louisiana
- 17 - Game played in Lexington, Kentucky
- 18 - Game played in East Rutherford, New Jersey
- 19 - DirecTV Great Eight [Chicago, Illinois]
- 20 - Game played in Atlanta, Georgia
- 21 - Pete Newell Challenge [Oakland, California]
- 22 - Fiesta Bowl Classic [Tucson, Arizona]
- 23 - Las Vegas Classic [Las Vegas, Nevada]
- 24 - Game played in New York City, New York
- 25 - Sugar Bowl Classic [New Orleans, Louisiana]
- 26 - Coaches vs. Cancer Classic [New York City, New York]
- 27 - John R. Wooden Classic [Anaheim, California]
- 28 - Game played in Charlotte, North Carolina
- 29 - Game played in Tampa, Florida
- 30 - Game played in Portland, Oregon
- 31 - Game played in Nashville, Tennessee
- 32 - 2K Sports Classic [New York City, New York]
- 33 - Game played in Dallas, Texas
- 34 - Maui Invitational [Maui, Hawaii]
- 35 - Game played in St. Louis, Missouri
- 36 - Myrtle Beach Invitational [Conway, South Carolina]

[SEC] - SEC regular season game [SEC-T] - SEC Tournament
 [NCAA] - NCAA Tournament

**VS. RANKED OPPONENTS - HOME**

DATE	OPPONENT	RESULT	RECORD	DATE	OPPONENT	RESULT	RECORD
02/04/1949	[11] Tulane [SEC]	L • 64-50	0-1	02/09/1991	[10] Kentucky [SEC]	W • 83-82	14-48
01/23/1950	[17] Tennessee [SEC]	W • 65-56	1-1	03/02/1991	[18] LSU [SEC]	W • 76-73	15-48
02/02/1951	[1] Kentucky [SEC]	L • 80-60	1-2	01/04/1992	[19] Alabama [SEC]	L • 78-64	15-49
01/10/1953	[11] LSU [SEC]	L • 75-55	1-3	02/19/1992	[13] Kentucky [SEC]	L • 89-84	15-50
02/27/1954	[12] LSU [SEC]	L • 61-57	1-4	02/29/1992	[9] Arkansas [SEC]	L • 84-76	15-51
02/07/1955	[1] Kentucky [SEC]	L • 61-56	1-5	01/27/1993	[16] Arkansas [SEC]	W • 80-76 • OT	16-51
01/09/1956	[17] Alabama [SEC]	L • 87-75	1-6	02/27/1993	[8] Vanderbilt [SEC]	L • 80-39	16-52
01/14/1957	[6] Vanderbilt [SEC]	W • 63-62	2-6	01/19/1994	[3] Arkansas [SEC]	W • 72-71	17-52
02/02/1957	[14] Tulane [SEC]	W • 85-72	3-6	01/22/1994	[7] Kentucky [SEC]	L • 86-70	17-53
02/11/1957	[3] Kentucky [SEC]	W • 89-81	4-6	02/01/1995	[25] Florida [SEC]	W • 70-47	18-53
02/09/1959	[1] Kentucky [SEC]	W • 66-58	5-6	02/04/1995	[8] Arkansas [SEC]	W • 83-62	19-53
01/14/1963	[7] Georgia Tech [SEC]	W • 81-69	6-6	03/04/1995	[21] Alabama [SEC]	W • 71-67	20-53
02/19/1966	[1] Kentucky [SEC]	L • 73-69	6-7	01/09/1996	[2] Kentucky [SEC]	L • 74-56	20-54
03/06/1967	[8] Tennessee [SEC]	L • 78-76 • 3OT	6-8	01/15/1997	[20] Ole Miss [SEC]	W • 75-64	21-54
01/27/1968	[7] Vanderbilt [SEC]	L • 90-69	6-9	01/10/1998	[6] Kentucky [SEC]	L • 77-71	21-55
01/29/1968	[6] Tennessee [SEC]	L • 65-57	6-10	01/31/1998	[15] Arkansas [SEC]	L • 76-73	21-56
02/10/1968	[8] Kentucky [SEC]	L • 92-84	6-11	02/21/1998	[15] Ole Miss [SEC]	L • 82-78	21-57
01/06/1969	[3] Kentucky [SEC]	L • 91-72	6-12	01/13/1999	[24] Arkansas [SEC]	L • 61-59	21-58
02/09/1970	[3] Kentucky [SEC]	L • 86-57	6-13	01/30/1999	[25] Florida [SEC]	W • 66-63	22-58
02/02/1971	[10] Tennessee [SEC]	W • 69-67	7-13	02/27/1999	[2] Auburn [SEC]	L • 76-73	22-59
01/04/1971	[8] Kentucky [SEC]	L • 79-71	7-14	01/16/2000	[4] Auburn [SEC]	L • 51-45	22-60
02/14/1972	[17] Kentucky [SEC]	L • 63-55	7-15	02/02/2000	[22] LSU [SEC]	W • 68-66	23-60
02/09/1974	[5] Vanderbilt [SEC]	L • 60-59	7-16	02/06/2000	[6] Tennessee [SEC]	L • 88-81	23-61
02/11/1974	[8] Alabama [SEC]	L • 76-74	7-17	02/29/2000	[22] Kentucky [SEC]	L • 73-61	23-62
01/11/1975	[8] Alabama [SEC]	L • 86-71	7-18	01/10/2001	[8] Florida [SEC]	L • 81-80	23-63
03/08/1975	[6] Kentucky [SEC]	L • 118-80	7-19	01/27/2001	[19] Ole Miss [SEC]	W • 79-69	24-63
02/09/1976	[10] Alabama [SEC]	L • 65-61	7-20	02/07/2001	[18] Alabama [SEC]	W • 84-70	25-63
03/01/1976	[12] Tennessee [SEC]	L • 78-76	7-21	01/05/2002	[6] Kentucky [SEC]	W • 74-69 • OT	26-63
01/15/1977	[4] Alabama [SEC]	L • 65-63	7-22	02/06/2002	[17] Georgia [SEC]	L • 86-68	26-64
01/31/1977	[6] Kentucky [SEC]	L • 92-85	7-23	02/09/2002	[5] Alabama [SEC]	W • 76-72	27-64
02/21/1977	[7] Tennessee [SEC]	L • 76-68	7-24	01/07/2003	[11] Florida [SEC]	L • 74-66	27-65
01/21/1978	[1] Kentucky [SEC]	L • 75-65	7-25	01/13/2004	[5] Kentucky [SEC]	L • 67-66	27-66
01/15/1979	[17] Kentucky [SEC]	W • 63-61	8-25	03/05/2005	[21] Alabama [SEC]	L • 68-63	27-67
01/27/1979	[18] Alabama [SEC]	L • 68-67	8-26	01/25/2006	[19] Tennessee [SEC]	L • 88-65	27-68
02/08/1979	[8] LSU [SEC]	L • 52-48	8-27	01/24/2007	[1] Florida [SEC]	L • 70-67	27-69
01/17/1980	[20] Tennessee [SEC]	L • 70-61	8-28	02/21/2007	[17] Vanderbilt [SEC]	W • 83-70	28-69
03/23/1980	[5] Kentucky [SEC]	L • 89-67	8-29	01/26/2008	[17] Ole Miss [SEC]	W • 88-68	29-69
02/02/1980	[10] LSU [SEC]	L • 75-63	8-30	02/02/2008	[7] Tennessee [SEC]	L • 76-71	29-70
01/10/1981	[9] LSU [SEC]	L • 81-69	8-31	02/16/2010	[2] Kentucky [SEC]	L • 81-75 • OT	29-71
02/18/1981	[8] Tennessee [SEC]	L • 73-70	8-32	03/06/2010	[16] Tennessee [SEC]	L • 75-59	29-72
02/25/1981	[9] Kentucky [SEC]	L • 78-74	8-33	01/27/2011	[19] Vanderbilt [SEC]	L • 81-74	29-73
01/06/1982	[16] Alabama [SEC]	L • 71-53	8-34	01/29/2011	[24] Florida [SEC]	W • 71-64	30-73
01/20/1982	[20] Tennessee [SEC]	L • 54-44	8-35	02/21/2012	[1] Kentucky [SEC]	L • 73-64	30-74
01/27/1982	[7] Kentucky [SEC]	W • 56-51	9-35	01/26/2013	[8] Florida [SEC]	L • 82-47	30-75
01/10/1983	[3] Kentucky [SEC]	L • 59-53 • OT	9-36	01/30/2014	[3] Florida [SEC]	L • 62-51	30-76
11/30/1983	[8] Houston	L • 68-62	9-37	02/08/2014	[18] Kentucky [SEC]	L • 69-59	30-77
01/16/1984	[15] Georgia [SEC]	L • 54-52	9-38	02/21/2015	[18] Arkansas [SEC]	L • 65-61	30-78
02/06/1984	[3] Kentucky [SEC]	L • 77-58	9-39	02/25/2015	[1] Kentucky [SEC]	L • 74-56	30-79
02/20/1984	[17] LSU [SEC]	L • 85-70	9-40	01/06/2016	[21] Texas A&M [SEC]	L • 61-60	30-80
12/15/1984	[5] Memphis	L • 68-59	9-41	01/17/2017	[5] Kentucky [SEC]	L • 88-81	30-81
01/05/1985	[14] LSU [SEC]	W • 83-69	10-41	02/11/2017	[19] South Carolina [SEC]	L • 77-73	30-82
01/15/1986	[11] Kentucky [SEC]	L • 64-52	10-42	02/18/2017	[15] Florida [SEC]	L • 57-52	30-83
01/10/1987	[13] Auburn [SEC]	L • 66-52	10-43	01/02/2018	[22] Arkansas [SEC]	W • 78-75	31-83
01/12/1987	[9] Kentucky [SEC]	L • 57-49	10-44	01/13/2018	[22] Auburn [SEC]	L • 76-68	31-84
02/04/1987	[9] Alabama [SEC]	L • 76-55	10-45	02/27/2018	[16] Tennessee [SEC]	L • 76-54	31-85
02/06/1988	[10] Kentucky [SEC]	L • 83-59	10-46	01/26/2019	[16] Auburn [SEC]	W • 92-84	32-85
03/05/1988	[19] Vanderbilt [SEC]	W • 73-68	11-46	02/06/2019	[21] LSU [SEC]	L • 92-88 • OT	32-86
01/07/1989	[17] Tennessee [SEC]	L • 86-85	11-47	02/09/2019	[5] Kentucky [SEC]	L • 71-67	32-87
02/04/1989	[19] LSU [SEC]	W • 96-79	12-47	01/04/2020	[8] Auburn [SEC]	L • 80-68	32-88
01/04/1990	[11] LSU [SEC]	W • 86-80 • OT	13-47				
01/13/1990	[24] Alabama [SEC]	L • 62-57	13-48				



VS. RANKED OPPONENTS • AWAY

DATE	OPPONENT	RESULT	RECORD	DATE	OPPONENT	RESULT	RECORD
02/11/1952	at [1] Kentucky [SEC]	L • 110-66	0-1	02/05/1990	at [14] LSU [SEC]	L • 86-68	9-53
02/27/1953	at [6] LSU [SEC]	L • 82-47	0-2	01/09/1991	at [11] Kentucky [SEC]	L • 89-70	9-54
01/30/1954	at [14] LSU [SEC]	L • 65-54	0-3	01/30/1991	at [14] LSU [SEC]	W • 82-79	10-54
02/15/1954	at [1] Kentucky [SEC]	L • 81-49	0-4	01/15/1992	at [12] Arkansas [SEC]	L • 99-78	10-55
01/10/1955	at [20] Alabama [SEC]	L • 99-73	0-5	02/26/1992	at [16] Alabama [SEC]	L • 79-69	10-56
01/16/1956	at [4] Vanderbilt [SEC]	L • 69-49	0-6	03/07/1992	at [23] LSU [SEC]	L • 89-80	10-57
01/27/1956	at [19] Memphis	L • 105-73	0-7	12/05/1992	at [10] Iowa	L • 69-54	10-58
02/13/1956	at [7] Kentucky [SEC]	L • 86-65	0-8	02/03/1993	at [2] Kentucky [SEC]	L • 87-63	10-59
12/11/1957	at [20] Memphis	W • 56-54	1-8	02/20/1993	at [13] Arkansas [SEC]	L • 115-58	10-60
02/10/1958	at [12] Kentucky [SEC]	L • 72-62	1-9	02/05/1994	at [24] Florida [SEC]	L • 84-75	10-61
01/03/1959	at [9] Auburn [SEC]	L • 97-66	1-10	03/05/1994	at [1] Arkansas [SEC]	L • 80-62	10-62
01/09/1960	at [6] Georgia Tech [SEC]	L • 82-60	1-11	01/11/1995	at [12] Kentucky [SEC]	L • 79-74	10-63
01/07/1961	at [10] Auburn [SEC]	W • 56-48	2-11	02/14/1995	at [4] Kentucky [SEC]	W • 76-71	11-63
02/12/1962	at [2] Kentucky [SEC]	W • 49-44	3-11	02/04/1996	at [22] Auburn [SEC]	W • 78-75 • OT	12-63
01/05/1963	at [10] Auburn [SEC]	W • 62-53	4-11	01/07/1997	at [3] Kentucky [SEC]	L • 90-61	12-64
01/11/1964	at [7] Vanderbilt [SEC]	L • 90-56	4-12	01/07/1998	at [22] Arkansas [SEC]	L • 83-70	12-65
02/10/1964	at [3] Kentucky [SEC]	L • 65-59	4-13	01/24/1998	at [13] Ole Miss [SEC]	L • 81-77 • 2OT	12-66
03/05/1966	at [5] Vanderbilt [SEC]	W • 92-90	5-13	02/14/1998	at [15] South Carolina [SEC]	L • 76-65	12-67
01/28/1967	at [9] Vanderbilt [SEC]	L • 79-64	5-14	01/23/1999	at [7] Kentucky [SEC]	L • 76-49	12-68
02/17/1968	at [8] Kentucky [SEC]	L • 107-81	5-15	01/27/1999	at [7] Auburn [SEC]	L • 64-54	12-69
02/26/1968	at [9] Vanderbilt [SEC]	L • 84-73	5-16	01/29/2000	at [7] Auburn [SEC]	L • 73-57	12-70
12/27/1968	at [11] Detroit	L • 86-62	5-17	02/09/2000	at [22] Vanderbilt [SEC]	L • 65-64	12-71
02/10/1969	at [4] Kentucky [SEC]	L • 91-69	5-18	02/19/2000	at [11] Florida [SEC]	L • 88-58	12-72
01/03/1970	at [6] Tennessee [SEC]	L • 58-56	5-19	02/26/2000	at [15] LSU [SEC]	L • 71-66	12-73
01/05/1970	at [1] Kentucky [SEC]	L • 111-76	5-20	12/30/2000	at [12] Arizona	W • 75-74	13-73
02/06/1971	at [11] Tennessee [SEC]	L • 88-65	5-21	01/13/2001	at [16] Alabama [SEC]	L • 72-59	13-74
02/08/1971	at [8] Kentucky [SEC]	L • 102-83	5-22	01/20/2001	at [9] Tennessee [SEC]	L • 84-79	13-75
01/10/1972	at [19] Kentucky [SEC]	L • 104-76	5-23	02/14/2001	at [16] Ole Miss [SEC]	L • 51-48	13-76
01/20/1973	at [18] Vanderbilt [SEC]	L • 75-69	5-24	01/19/2002	at [16] Alabama [SEC]	L • 85-73	13-77
02/03/1973	at [6] Alabama [SEC]	L • 96-86	5-25	02/02/2002	at [5] Florida [SEC]	L • 76-48	13-78
01/07/1974	at [10] Vanderbilt [SEC]	L • 75-69	5-26	01/15/2003	at [9] Alabama [SEC]	L • 68-62 • OT	13-79
01/12/1974	at [12] Alabama [SEC]	L • 85-68	5-27	02/01/2003	at [15] Georgia [SEC]	L • 67-63	13-80
02/01/1975	at [5] Kentucky [SEC]	L • 112-79	5-28	02/23/2003	at [2] Kentucky [SEC]	L • 70-62	13-81
02/10/1975	at [7] Alabama [SEC]	L • 83-68	5-29	01/21/2004	at [17] Florida [SEC]	W • 79-68	14-81
01/24/1976	at [12] Alabama [SEC]	L • 92-81	5-30	02/11/2004	at [25] South Carolina [SEC]	W • 79-75 • OT	15-81
02/02/1976	at [9] Tennessee [SEC]	L • 75-66	5-31	01/18/2005	at [22] Alabama [SEC]	L • 98-49	15-82
01/24/1977	at [7] Tennessee [SEC]	L • 68-59	5-32	02/19/2005	at [3] Kentucky [SEC]	L • 94-78	15-83
02/12/1977	at [7] Alabama [SEC]	L • 73-69	5-33	01/11/2006	at [2] Florida [SEC]	L • 75-60	15-84
02/28/1977	at [2] Kentucky [SEC]	L • 77-64	5-34	02/15/2006	at [25] LSU [SEC]	L • 72-59	15-85
02/18/1978	at [3] Kentucky [SEC]	L • 58-56	5-35	01/07/2007	at [19] Tennessee [SEC]	L • 92-84	15-86
12/29/1978	at [10] Louisville	W • 80-73	6-35	02/07/2007	at [18] Alabama [SEC]	L • 80-79	15-87
02/10/1979	at [17] Vanderbilt [SEC]	L • 70-68 • OT	6-36	03/05/2008	at [16] Vanderbilt [SEC]	L • 86-85 • OT	15-88
02/24/1979	at [5] LSU [SEC]	W • 65-57	7-36	01/09/2010	at [14] Ole Miss [SEC]	W • 80-75	16-88
01/05/1980	at [4] LSU [SEC]	L • 80-58	7-37	02/03/2010	at [18] Vanderbilt [SEC]	L • 75-72	16-89
02/20/1980	at [3] Kentucky [SEC]	L • 71-65	7-38	02/15/2011	at [22] Kentucky [SEC]	L • 85-79	16-90
01/21/1981	at [8] Tennessee [SEC]	L • 81-57	7-39	01/28/2012	at [14] Florida [SEC]	L • 69-57	16-91
01/28/1981	at [7] Kentucky [SEC]	L • 71-64	7-40	02/09/2013	at [2] Florida [SEC]	L • 83-58	16-92
02/07/1981	at [4] LSU [SEC]	L • 94-89	7-41	01/08/2014	at [14] Kentucky [SEC]	L • 85-63	16-93
02/03/1982	at [8] Alabama [SEC]	L • 66-63	7-42	01/12/2016	at [14] Kentucky [SEC]	L • 80-74	16-94
02/24/1982	at [7] Kentucky [SEC]	L • 71-54	7-43	02/24/2016	at [21] Texas A&M [SEC]	L • 68-66	16-95
12/01/1982	at [11] Houston	L • 74-65	7-44	12/12/2017	at [25] Cincinnati	L • 65-50	16-96
01/15/1983	at [18] Tennessee [SEC]	W • 75-74 • OT	8-44	01/22/2019	at [8] Kentucky [SEC]	L • 76-55	16-97
02/08/1983	at [15] Kentucky [SEC]	L • 88-67	8-45	03/05/2019	at [5] Tennessee [SEC]	L • 71-54	16-98
12/10/1983	at [4] Memphis	W • 50-49	9-45	02/04/2020	at [15] Kentucky [SEC]	L • 80-72	16-99
01/11/1984	at [2] Kentucky [SEC]	L • 51-42	9-46				
01/23/1984	at [15] LSU [SEC]	L • 80-64	9-47				
01/04/1986	at [8] LSU [SEC]	L • 90-84	9-48				
02/15/1986	at [11] Kentucky [SEC]	L • 88-62	9-49				
01/06/1988	at [1] Kentucky [SEC]	L • 93-52	9-50				
01/16/1988	at [19] Auburn [SEC]	L • 65-57	9-51				
02/03/1988	at [15] Vanderbilt [SEC]	L • 82-66	9-52				

**VS. RANKED OPPONENTS • NEUTRAL**

DATE	OPPONENT	RESULT	RECORD
01/04/1950	1 vs. [2] Kentucky [SEC]	L • 87-55	0-1
03/03/1950	2 vs. [4] Kentucky [SEC-T]	L • 56-46	0-2
03/01/1951	2 vs. [1] Kentucky [SEC-T]	L • 92-70	0-3
03/15/1963	3 vs. [3] Loyola • Chicago [NCAA]	L • 61-51	0-4
12/28/1976	4 vs. [7] Wake Forest	W • 88-83	1-4
11/28/1977	5 vs. [7] Arkansas	L • 94-61	1-5
12/29/1977	6 vs. [10] Syracuse	L • 76-66	1-6
12/21/1979	8 vs. [13] Iowa	L • 81-62	1-7
12/28/1985	9 vs. [11] Indiana	L • 74-43	1-8
12/30/1987	10 vs. [20] Louisville	L • 86-62	1-9
12/27/1990	11 vs. [6] Ohio State	L • 82-80	1-10
03/11/1994	13 vs. [10] Kentucky [SEC-T]	L • 95-76	1-11
03/19/1995	14 vs. [19] Utah [NCAA]	W • 78-64	2-11
03/23/1995	15 vs. [1] UCLA [NCAA]	L • 86-67	2-12
03/10/1996	16 vs. [1] Kentucky [SEC-T]	W • 84-73	3-12
03/22/1996	17 vs. [3] Connecticut [NCAA]	W • 60-55	4-12
03/24/1996	17 vs. [7] Cincinnati [NCAA]	W • 73-63	5-12
03/30/1996	18 vs. [15] Syracuse [NCAA]	L • 77-69	5-13
12/03/1996	19 vs. [2] Wake Forest	L • 74-43	5-14
03/05/1999	20 vs. [18] Tennessee [SEC-T]	W • 62-56	6-14
03/06/1999	20 vs. [22] Arkansas [SEC-T]	L • 84-79 • OT	6-15
12/21/1999	21 vs. [1] Stanford	L • 76-56	6-16
12/21/2001	23 vs. [25] Cincinnati	L • 90-56	6-17
03/08/2002	20 vs. [11] Florida [SEC-T]	W • 62-52	7-17
03/10/2002	20 vs. [8] Alabama [SEC-T]	W • 61-58	8-17
12/14/2002	24 vs. [13] Xavier	W • 71-61	9-17
12/28/2002	25 vs. [5] Oklahoma	W • 54-45	10-17
03/16/2003	16 vs. [2] Kentucky [SEC-T]	L • 64-57	10-18
11/18/2004	26 vs. [5] Syracuse	L • 71-58	10-19
12/05/2004	27 vs. [21] Arizona	L • 68-64	10-20
03/20/2005	28 vs. [3] Duke [NCAA]	L • 63-55	10-21
03/23/2008	5 vs. [2] Memphis [NCAA]	L • 77-74	10-22
03/14/2009	29 vs. [20] LSU [SEC-T]	W • 67-57	11-22
03/19/2009	30 vs. [15] Washington [NCAA]	L • 71-58	11-23
03/13/2010	31 vs. [20] Vanderbilt [SEC-T]	W • 62-52	12-23
03/14/2010	31 vs. [2] Kentucky [SEC-T]	L • 75-74 • OT	12-24
11/17/2011	32 vs. [19] Texas A&M	W • 69-60	13-24
11/18/2011	32 vs. [15] Arizona	W • 67-57	14-24
12/28/2011	33 vs. [6] Baylor	L • 54-52	14-25
11/19/2012	34 vs. [9] North Carolina	L • 95-49	14-26
03/09/2018	35 vs. [13] Tennessee [SEC-T]	L • 62-59	14-27
03/15/2019	31 vs. [8] Tennessee [SEC-T]	L • 83-76	14-28
11/22/2019	36 vs. [17] Villanova	L • 83-76	14-29



RANKED MSU TEAM VS OPPONENTS - ALL GAMES

Home	96-11
Road	58-35
Neutral	30-15
TOTALS	184-61

RANKED MSU TEAM VS OPPONENTS - BY COACH

Babe McCarthy	67-13
Joe Dan Gold	2-0
Jim Hatfield	0-2
Richard Williams	31-13
Rick Stansbury	68-28
Ben Howland	16-5
TOTALS	184-61

RANKED MSU TEAM VS OPPONENTS - BY COACH - HOME

Babe McCarthy	35-0
Joe Dan Gold	2-0
Jim Hatfield	0-0
Richard Williams	10-4
Rick Stansbury	39-6
Ben Howland	10-1
TOTALS	96-11

RANKED MSU TEAM VS OPPONENTS - BY COACH - AWAY

Babe McCarthy	26-11
Joe Dan Gold	0-0
Jim Hatfield	0-2
Richard Williams	10-4
Rick Stansbury	19-15
Ben Howland	3-3
TOTALS	58-35

RANKED MSU TEAM VS OPPONENTS - BY COACH - NEUTRAL

Babe McCarthy	6-2
Joe Dan Gold	0-0
Jim Hatfield	0-0
Richard Williams	11-5
Rick Stansbury	10-7
Ben Howland	3-1
TOTALS	30-15

1956-57

O - 2-1	H - 0-0	A - 2-1	N - 0-0
DATE	OPPONENT	[MSU]	RESULT
02/22/1957	at LSU [SEC]	[19]	W - 94-76
02/23/1957	at Tulane [SEC]	[19]	L - 81-79
02/28/1957	at Ole Miss [SEC]	[20]	W - 81-73

1957-58

O - 14-5	H - 11-0	A - 3-5	N - 0-0
DATE	OPPONENT	[MSU]	RESULT
12/19/1957	Murray State	[18]	W - 86-69
12/27/1957	1 Ole Miss	[10]	W - 66-53
12/28/1957	1 Morehead State	[10]	W - 46-41
01/04/1958	Auburn [SEC]	[9]	W - 70-42
01/06/1958	Alabama [SEC]	[9]	W - 46-42
01/11/1958	at Georgia Tech [SEC]	[5]	L - 78-61
01/13/1958	at Vanderbilt [SEC]	[5]	L - 74-62
01/18/1958	at Ole Miss [SEC]	[11]	L - 67-62
01/25/1958	at Murray State	[14]	W - 75-57
01/27/1958	Southeastern Louisiana	[14]	W - 75-61
02/01/1958	at LSU [SEC]	[14]	W - 71-54

DATE	OPPONENT	[MSU]	RESULT
02/03/1958	at Tulane [SEC]	[14]	W - 71-63
02/08/1958	at Tennessee [SEC]	[17]	L - 104-83
02/10/1958	at [12] Kentucky [SEC]	[17]	L - 72-62
02/15/1958	Florida [SEC]	[18]	W - 90-78
02/17/1958	Georgia [SEC]	[18]	W - 92-77
02/22/1958	LSU [SEC]	[18]	W - 95-72
02/24/1958	Tulane [SEC]	[18]	W - 74-62
02/27/1958	Ole Miss [SEC]	[16]	W - 91-60

1958-59

O - 20-1	H - 10-0	A - 8-1	N - 2-0
DATE	OPPONENT	[MSU]	RESULT
12/13/1958	at Murray State	[8]	W - 63-62
12/15/1958	Arkansas State	[8]	W - 98-71
12/19/1958	Morehead State	[8]	W - 87-63
12/29/1958	2 vs. Maryland	[7]	W - 56-45
12/30/1958	2 vs. Memphis	[8]	W - 73-55
01/03/1959	at [9] Auburn [SEC]	[8]	L - 97-66
01/05/1959	at Alabama [SEC]	[8]	W - 81-64
01/10/1959	Georgia Tech [SEC]	[12]	W - 75-67
01/12/1959	Vanderbilt [SEC]	[12]	W - 83-65
01/17/1959	Ole Miss [SEC]	[12]	W - 87-58
01/24/1959	Murray State	[11]	W - 63-48
01/29/1959	at Memphis	[11]	W - 53-52
01/31/1959	LSU [SEC]	[11]	W - 78-71
02/02/1959	Tulane [SEC]	[11]	W - 55-46
02/07/1959	Tennessee [SEC]	[11]	W - 52-45
02/09/1959	[1] Kentucky [SEC]	[11]	W - 66-58
02/14/1959	at Florida [SEC]	[10]	W - 105-68
02/16/1959	at Georgia [SEC]	[10]	W - 76-56
02/21/1959	at LSU [SEC]	[5]	W - 75-67
02/23/1959	at Tulane [SEC]	[5]	W - 65-51
02/28/1959	at Ole Miss [SEC]	[5]	W - 23-16

1961-62

O - 15-1	H - 8-0	A - 7-1	N - 0-0
DATE	OPPONENT	[MSU]	RESULT
01/06/1962	Auburn [SEC]	[9]	W - 51-48
01/13/1962	at Vanderbilt [SEC]	[7]	L - 100-86
01/15/1962	at Georgia Tech [SEC]	[7]	W - 57-56
01/17/1962	Alabama [SEC]	[10]	W - 67-40
01/20/1962	at Ole Miss [SEC]	[10]	W - 61-57
01/27/1962	Louisiana-Monroe	[10]	W - 89-79
01/29/1962	at Delta State	[10]	W - 106-76
02/03/1962	at LSU [SEC]	[10]	W - 87-66
02/05/1962	at Tulane [SEC]	[10]	W - 70-59
02/10/1962	at Tennessee [SEC]	[9]	W - 91-67
02/12/1962	at [2] Kentucky [SEC]	[9]	W - 49-44
02/17/1962	Florida [SEC]	[8]	W - 67-45
02/19/1962	Georgia [SEC]	[8]	W - 83-74
02/24/1962	LSU [SEC]	[5]	W - 58-48
02/26/1962	Tulane [SEC]	[5]	W - 83-62
03/03/1962	Ole Miss [SEC]	[5]	W - 63-58



1962-63			
0 • 16-5	H • 6-0	A • 6-3	N • 4-2
DATE	OPPONENT	[MSU]	RESULT
12/04/1962	Arkansas-Monticello	[5]	W • 90-55
12/06/1962	at Louisiana Tech	[5]	W • 80-61
12/08/1962	at Louisiana-Monroe	[5]	W • 79-56
12/10/1962	Louisiana College	[5]	W • 83-59
12/15/1962	vs. Memphis [J]	[5]	W • 77-66
12/17/1962	at Virginia Tech	[5]	L • 82-65
12/19/1962	Christian Brothers	[5]	W • 106-71
12/28/1962	2 vs. Houston	[10]	L • 79-76 • OT
12/29/1962	2 vs. Xavier • Ohio	[10]	W • 75-66
01/19/1963	Ole Miss [SEC]	[9]	W • 78-64
01/26/1963	at Memphis	[9]	L • 71-65
01/28/1963	vs. Southern Miss [J]	[9]	W • 62-52
02/09/1963	Tennessee [SEC]	[8]	W • 63-59
02/11/1963	Kentucky [SEC]	[8]	W • 56-52
02/16/1963	at Florida [SEC]	[6]	L • 73-52
02/18/1963	at Georgia [SEC]	[6]	W • 86-75
02/23/1963	at LSU [SEC]	[8]	W • 99-64
02/25/1963	at Tulane [SEC]	[8]	W • 78-67
03/02/1963	at Ole Miss [SEC]	[7]	W • 75-72
03/15/1963	3 vs. [3] Loyola • Chicago [NCAA]	[6]	L • 61-51
03/16/1963	3 vs. Bowling Green [NCAA]	[6]	W • 65-60

1966-67			
0 • 2-0	H • 2-0	A • 0-0	N • 0-0
DATE	OPPONENT	[MSU]	RESULT
01/07/1967	Georgia [SEC]	[10]	W • 92-63
01/09/1967	Auburn [SEC]	[10]	W • 59-54 • OT

1978-79			
0 • 0-2	H • 0-0	A • 0-2	N • 0-0
DATE	OPPONENT	[MSU]	RESULT
01/03/1979	at Alabama [SEC]	[18]	L • 87-65
01/06/1979	at Georgia [SEC]	[18]	L • 69-67

1990-91			
0 • 5-3	H • 3-0	A • 2-1	N • 0-2
DATE	OPPONENT	[MSU]	RESULT
02/13/1991	at Ole Miss [SEC]	[23]	W • 84-77
02/16/1991	at Georgia [SEC]	[23]	W • 70-64
02/20/1991	Florida [SEC]	[21]	W • 81-67
02/23/1991	at Alabama [SEC]	[21]	L • 97-72
02/27/1991	Auburn [SEC]	[23]	W • 94-76
03/02/1991	[18] LSU [SEC]	[23]	W • 76-73
03/08/1991	4 vs. Tennessee [SEC-T]	[18]	L • 87-70
03/15/1991	5 vs. Eastern Michigan [NCAA]	[21]	L • 76-56

1994-95			
0 • 8-4	H • 2-1	A • 4-1	N • 2-2
DATE	OPPONENT	[MSU]	RESULT
02/08/1995	at LSU [SEC]	[21]	W • 67-61
02/11/1995	Auburn [SEC]	[21]	L • 70-69
02/14/1995	at [4] Kentucky [SEC]	[23]	W • 76-71
02/18/1995	at Tennessee [SEC]	[23]	W • 60-52
02/22/1995	Vanderbilt [SEC]	[16]	W • 76-48
02/25/1995	at Ole Miss [SEC]	[16]	W • 46-42
03/01/1995	at Auburn [SEC]	[14]	L • 76-69
03/04/1995	[21] Alabama [SEC]	[14]	W • 71-67
03/10/1995	6 vs. Florida [SEC-T]	[15]	L • 80-64
03/17/1995	7 vs. Santa Clara [NCAA]	[18]	W • 75-67
03/19/1995	7 vs. [19] Utah [NCAA]	[18]	W • 78-64
03/23/1995	8 vs. [1] UCLA [NCAA]	[18]	L • 86-67

1995-96			
0 • 18-6	H • 5-3	A • 4-2	N • 9-1
DATE	OPPONENT	[MSU]	RESULT
11/25/1995	Southeastern Louisiana	[9]	W • 121-78
11/28/1995	UNC Wilmington	[8]	W • 77-54
12/02/1995	BYU	[8]	W • 79-74
12/05/1995	Troy	[8]	W • 123-73
12/09/1995	Little Rock	[8]	L • 70-68
12/16/1995	at Southern Miss	[15]	W • 72-69 • OT
12/19/1995	at Louisiana-Monroe	[16]	W • 66-60
12/29/1995	9 vs. Oregon State	[17]	W • 76-62
12/30/1995	9 vs. Nebraska	[17]	W • 69-66
01/03/1996	at LSU [SEC]	[17]	W • 77-64
01/06/1996	at Florida [SEC]	[17]	W • 69-66
01/09/1996	[2] Kentucky [SEC]	[12]	L • 74-56
01/13/1996	Alabama [SEC]	[12]	L • 56-55
01/17/1996	Ole Miss [SEC]	[21]	W • 53-47
01/20/1996	at Arkansas [SEC]	[21]	L • 80-68
02/17/1996	at Ole Miss [SEC]	[25]	L • 71-64
03/08/1996	10 vs. Auburn [SEC-T]	[25]	W • 69-58
03/09/1996	10 vs. Georgia [SEC-T]	[25]	W • 86-68
03/10/1996	10 vs. [1] Kentucky [SEC-T]	[25]	W • 84-73
03/14/1996	11 vs. VCU [NCAA]	[19]	W • 58-51
03/16/1996	11 vs. Princeton [NCAA]	[19]	W • 63-41
03/22/1996	12 vs. [3] Connecticut [NCAA]	[19]	W • 60-55
03/24/1996	12 vs. [7] Cincinnati [NCAA]	[19]	W • 73-63
03/30/1996	13 vs. [15] Syracuse [NCAA]	[19]	L • 77-69

2001-02			
0 • 1-3	H • 0-0	A • 0-2	N • 1-1
DATE	OPPONENT	[MSU]	RESULT
01/08/2002	at Arkansas [SEC]	[22]	L • 75-64
01/12/2002	at Ole Miss [SEC]	[22]	L • 66-59
03/15/2002	14 vs. McNeese State [NCAA]	[17]	W • 70-58
03/17/2002	14 vs. Texas [NCAA]	[17]	L • 68-64

2002-03			
0 • 19-9	H • 12-2	A • 4-6	N • 3-1
DATE	OPPONENT	[MSU]	RESULT
11/23/2002	Louisiana-Lafayette	[12]	L • 79-76
11/25/2002	McNeese State	[23]	W • 81-65
11/30/2002	Jacksonville	[23]	W • 100-65
12/02/2002	Alabama A&M	[24]	W • 100-58
12/04/2002	Jackson State	[24]	W • 71-56
12/07/2002	Louisiana Tech	[24]	W • 78-38
12/14/2002	vs. [13] Xavier [NYC]	[24]	W • 71-61
12/18/2002	vs. Georgia State [J]	[16]	W • 78-54
12/28/2002	vs. [5] Oklahoma	[16]	W • 54-45
12/30/2002	at South Alabama	[16]	W • 85-74
01/02/2003	at UAB	[8]	W • 68-52
01/07/2003	[11] Florida [SEC]	[7]	L • 74-66
01/11/2003	at LSU [SEC]	[7]	L • 85-72
01/15/2003	at [9] Alabama [SEC]	[14]	L • 68-62 • OT
01/22/2003	South Carolina [SEC]	[22]	W • 64-48
01/25/2003	LSU [SEC]	[22]	W • 67-64
01/29/2003	at Ole Miss [SEC]	[21]	W • 58-57
02/01/2003	at [15] Georgia [SEC]	[21]	L • 67-63
02/05/2003	Vanderbilt [SEC]	[23]	W • 82-60
02/08/2003	Arkansas [SEC]	[23]	W • 84-54
02/15/2003	Ole Miss [SEC]	[19]	W • 68-64 • OT
02/19/2003	at Auburn [SEC]	[19]	W • 63-46
02/23/2003	at [2] Kentucky [SEC]	[19]	L • 70-62
02/26/2003	Alabama [SEC]	[20]	W • 59-55
03/01/2003	at Arkansas [SEC]	[20]	L • 53-51
03/05/2003	at Tennessee [SEC]	[23]	L • 59-49
03/08/2003	Auburn [SEC]	[23]	W • 67-45
03/21/2003	15 vs. Butler [NCAA]	[20]	L • 47-46



MSU AS A RANKED TEAM VS. RANKED OPPONENT

O - 11-17 DATE	H - 4-3 OPPONENT	A - 1-9 [MSU]	N - 6-5 RESULT
02/10/1958	at [12] Kentucky [SEC]	[17]	L - 72-62
01/03/1959	at [9] Auburn [SEC]	[8]	L - 97-66
02/09/1959	[1] Kentucky [SEC]	[11]	W - 66-58
02/12/1962	at [2] Kentucky [SEC]	[9]	W - 49-44
03/15/1963	1 vs. [3] Loyola - Chicago [NCAA]	[6]	L - 61-51
03/02/1991	[18] LSU [SEC]	[23]	W - 76-73
03/04/1995	[21] Alabama [SEC]	[14]	W - 71-67
03/19/1995	2 vs. [19] Utah [NCAA]	[18]	W - 78-64
03/23/1995	3 vs. [1] UCLA [NCAA]	[18]	L - 86-67
01/09/1996	[2] Kentucky [SEC]	[17]	L - 74-56
03/10/1996	4 vs. [1] Kentucky [SEC-T]	[25]	W - 84-73
03/22/1996	5 vs. [3] Connecticut [NCAA]	[19]	W - 60-55
03/24/1996	5 vs. [7] Cincinnati [NCAA]	[19]	W - 73-63
03/30/1996	6 vs. [15] Syracuse [NCAA]	[19]	L - 77-69
01/19/2002	at [16] Alabama [SEC]	[22]	L - 85-73
12/14/2002	vs. [13] Xavier [NYC]	[24]	W - 71-61
12/28/2002	7 vs. [5] Oklahoma	[16]	W - 54-45
01/07/2003	[11] Florida [SEC]	[7]	L - 74-66
01/15/2003	at [9] Alabama [SEC]	[14]	L - 68-62 • OT
02/01/2003	at [15] Georgia [SEC]	[21]	L - 67-63
02/23/2003	at [2] Kentucky [SEC]	[19]	L - 70-62
01/13/2004	[5] Kentucky [SEC]	[22]	L - 67-66
01/21/2004	at [17] Florida [SEC]	[19]	W - 79-68
02/11/2004	at [25] South Carolina [SEC]	[7]	W - 79-75 • OT
11/18/2004	8 vs. [5] Syracuse	[12]	L - 71-58
12/05/2004	9 vs. [21] Arizona	[15]	L - 68-64
01/18/2005	at [22] Alabama [SEC]	[17]	L - 98-49
01/28/2012	at [14] Florida [SEC]	[18]	L - 69-57
01/22/2019	at [8] Kentucky [SEC]	[22]	L - 76-55
01/26/2019	[16] Auburn [SEC]	[22]	W - 92-84

LEGEND

- 1 - NCAA Midwest Regional (East Lansing, Michigan)
- 2 - NCAA West Regional 1st/2nd Rounds (Boise, Idaho)
- 3 - NCAA West Regional Sweet 16 (Oakland, California)
- 4 - SEC Tournament (New Orleans, Louisiana)
- 5 - NCAA Southeast Regional 1st/2nd Rounds (Indianapolis, Indiana)
- 6 - NCAA Southeast Regional Sweet 16/Elite 8 (Lexington, Kentucky)
- 7 - NCAA Final Four (East Rutherford, New Jersey)
- 8 - Coaches vs. Cancer Classic (New York City, New York)
- 9 - John R. Wooden Classic (Anaheim, California)

[SEC] - SEC regular season game [SEC-T] - SEC Tournament
 [NCAA] - NCAA Tournament
 [NYC] - Game played in New York City

2003-04

O - 16-4 DATE	H - 6-2 OPPONENT	A - 9-0 [MSU]	N - 1-2 RESULT
01/03/2004	at Little Rock	[24]	W - 68-58
01/07/2004	at Ole Miss [SEC]	[22]	W - 61-54
01/10/2004	Arkansas [SEC]	[22]	W - 80-62
01/13/2004	[5] Kentucky [SEC]	[20]	L - 67-66
01/17/2004	at LSU [SEC]	[20]	W - 64-54
01/21/2004	at [17] Florida [SEC]	[19]	W - 79-68
01/24/2004	Georgia [SEC]	[19]	W - 71-58
01/28/2004	Tennessee [SEC]	[11]	W - 82-60
01/31/2004	at Auburn [SEC]	[11]	W - 73-68
02/07/2004	Ole Miss [SEC]	[7]	W - 80-56
02/11/2004	at [25] South Carolina [SEC]	[6]	W - 79-75 • OT
02/14/2004	at Arkansas [SEC]	[6]	W - 77-70
02/21/2004	Alabama [SEC]	[4]	L - 77-73
02/25/2004	LSU [SEC]	[7]	W - 84-58
02/28/2004	at Vanderbilt [SEC]	[7]	W - 72-69
03/02/2004	Auburn [SEC]	[5]	W - 105-91
03/06/2004	at Alabama [SEC]	[5]	W - 82-81 • OT
03/12/2004	6 vs. Vanderbilt [SEC-T]	[4]	L - 74-70 • OT
03/19/2004	16 vs. Monmouth [NCAA]	[8]	W - 85-52
03/21/2004	16 vs. Xavier [NCAA]	[8]	L - 89-74

2004-05

O - 17-5 DATE	H - 9-0 OPPONENT	A - 4-3 [MSU]	N - 4-2 RESULT
11/11/2004	17 vs. Fairfield	[12]	W - 53-49
11/12/2004	17 at Birmingham-Southern	[12]	W - 55-48
11/18/2004	18 vs. [5] Syracuse	[12]	L - 71-58
11/19/2004	18 vs. Saint Mary's	[12]	W - 67-54
11/21/2004	Nicholls State	[14]	W - 98-69
11/23/2004	Missouri-Kansas City	[14]	W - 82-64
12/02/2004	South Alabama	[15]	W - 66-52
12/05/2004	19 vs. [21] Arizona	[15]	L - 68-64
12/11/2004	Little Rock	[22]	W - 83-53
12/13/2004	at New Orleans	[22]	W - 74-59
12/18/2004	at Xavier	[20]	W - 80-74
12/20/2004	Florida A&M	[20]	W - 104-80
12/22/2004	vs. Jacksonville State [J]	[21]	W - 95-53
12/30/2004	vs. Virginia Tech	[21]	W - 71-65
01/05/2005	Auburn [SEC]	[18]	W - 90-53
01/08/2005	at Ole Miss [SEC]	[18]	W - 87-76
01/12/2005	at Tennessee [SEC]	[11]	L - 64-63
01/15/2005	Arkansas [SEC]	[11]	W - 80-55
01/18/2005	at [22] Alabama [SEC]	[17]	L - 98-49
01/22/2005	South Carolina [SEC]	[17]	W - 73-65
01/29/2005	at LSU [SEC]	[24]	L - 69-62
02/01/2005	Florida [SEC]	[24]	W - 71-57

2009-10

O - 0-2 DATE	H - 0-1 OPPONENT	A - 0-1 [MSU]	N - 0-0 RESULT
11/13/2009	Rider	[18]	L - 88-74
01/23/2010	at Alabama [SEC]	[23]	L - 62-57

**2011-12**

O • 15-5	H • 12-1	A • 2-3	N • 1-1
DATE	OPPONENT	[MSU]	RESULT
11/21/2011	Louisiana-Monroe	[24]	W • 78-63
11/25/2011	UT Martin	[24]	W • 76-50
11/27/2011	North Texas	[24]	W • 82-59
12/03/2011	20 West Virginia	[21]	W • 75-62
12/10/2011	Troy	[17]	W • 106-68
12/13/2011	Florida Atlantic	[17]	W • 75-68
12/17/2011	at Detroit	[17]	W • 80-75
12/22/2011	vs. Northwestern State [J]	[18]	W • 82-67
12/28/2011	vs. [6] Baylor [D]	[15]	L • 54-52
12/31/2011	Utah State	[15]	W • 66-64
01/07/2012	at Arkansas [SEC]	[15]	L • 98-88
01/12/2012	Tennessee [SEC]	[20]	W • 62-58
01/14/2012	Alabama [SEC]	[20]	W • 56-52
01/18/2012	at Ole Miss [SEC]	[18]	L • 75-68
01/21/2012	at Vanderbilt [SEC]	[18]	W • 78-77 • OT
01/25/2012	LSU [SEC]	[18]	W • 76-71
01/28/2012	at [14] Florida [SEC]	[18]	L • 69-57
02/04/2012	Auburn [SEC]	[22]	W • 91-88
02/09/2012	Ole Miss [SEC]	[20]	W • 70-60
02/11/2012	Georgia [SEC]	[20]	L • 70-68 • OT

2018-19

O • 16-5	H • 10-1	A • 3-3	N • 3-1
DATE	OPPONENT	[MSU]	RESULT
11/09/2018	Austin Peay	[18]	W • 95-67
11/11/2018	21 Hartford	[18]	W • 77-59
11/16/2018	21 Long Beach State	[17]	W • 79-51
11/19/2018	22 vs. Arizona State	[15]	L • 72-67
11/21/2018	22 vs. Saint Mary's	[15]	W • 61-57
11/26/2018	Alcorn State	[25]	W • 88-65
11/30/2018	at Dayton	[25]	W • 65-58
12/04/2018	McNeese State	[22]	W • 90-77
12/08/2018	23 vs. Clemson	[22]	W • 82-71
12/15/2018	Cincinnati	[18]	W • 70-59
12/19/2018	Wofford	[17]	W • 98-87
12/22/2018	vs. Wright State [J]	[17]	W • 67-63
12/29/2018	Brigham Young	[19]	W • 103-81
01/08/2019	at South Carolina [SEC]	[14]	L • 87-82 • OT
01/12/2019	Ole Miss [SEC]	[14]	L • 81-77
01/15/2019	Florida [SEC]	[24]	W • 71-68
01/19/2019	at Vanderbilt [SEC]	[24]	W • 71-55
01/22/2019	at [8] Kentucky [SEC]	[22]	L • 76-55
01/26/2019	[16] Auburn [SEC]	[22]	W • 92-84
01/29/2019	at Alabama [SEC]	[22]	L • 83-79
02/02/2019	at Ole Miss [SEC]	[22]	W • 81-75

LEGEND

- 1 - MSU Holiday Tournament (Starkville, Mississippi)
- 2 - Sugar Bowl Classic (New Orleans, Louisiana)
- 3 - NCAA Midwest Regional (East Lansing, Michigan)
- 4 - SEC Tournament (Nashville, Tennessee)
- 5 - NCAA East Regional 1st Round (Syracuse, New York)
- 6 - SEC Tournament (Atlanta, Georgia)
- 7 - NCAA West Regional 1st/2nd Rounds (Boise, Idaho)
- 8 - NCAA West Regional Sweet 16 (Oakland, California)
- 9 - Far West Classic (Portland, Oregon)
- 10 - SEC Tournament (New Orleans, Louisiana)
- 11 - NCAA Southeast Regional 1st/2nd Rounds (Indianapolis, Indiana)
- 12 - NCAA Southeast Regional Sweet 16/Elite 8 (Lexington, Kentucky)
- 13 - NCAA Final Four (East Rutherford, New Jersey)
- 14 - NCAA Midwest Regional 1st/2nd Rounds (Dallas, Texas)
- 15 - NCAA East Regional 1st Round (Birmingham, Alabama)
- 16 - NCAA South Regional 1st/2nd Rounds (Orlando, Florida)
- 17 - Coaches vs. Cancer Regional Round (Birmingham, Alabama)
- 18 - Coaches vs. Cancer Classic (New York City, New York)
- 19 - John R. Wooden Classic (Anaheim, California)
- 20 - SEC/BIG EAST Challenge (Starkville, Mississippi)
- 21 - MGM Resorts Regional Round (Starkville, Mississippi)
- 22 - MGM Resorts Championship Round (Las Vegas, Nevada)
- 23 - Never Forget Tribute Classic (Newark, New Jersey)

[SEC] - SEC regular season game

[SEC-T] - SEC Tournament

[NCAA] - NCAA Tournament

[J] - Game played in Jackson, Mississippi

[NYC] - Game played in New York City, New York

[D] - Game played in Dallas, Texas

BULLDOGS IN THE NBA DRAFT

YEAR	PLAYER	POS	HT	WT	DRAFTED BY	RD	PICK	OVR
1951	Herb Hargett				Fort Wayne Pistons	4	4	33
1952	Coyt Vance				Milwaukee Hawks	-	-	55
1957	Jim Ashmore				Boston Celtics	4	8	32
1959	Bailey Howell	C	6-7	205	Detroit Pistons	1	2	2
1961	Jerry Graves	F	6-6	192	Chicago Packers	2	10	19
1963	Leland Mitchell	F	6-4	200	St. Louis Hawks	2	6	14
1963	W.D. Stroud	G	6-1	155	Boston Celtics	5	9	44
1968	Dave Williams	F/C	6-7	220	Cincinnati Royals	8	5	97
1979	Wiley Peck	C/F	6-8	225	San Antonio Spurs	1	19	19
1979	Ray White	G	6-5	200	Los Angeles Lakers	4	13	79
1980	Rickey Brown	F/C	6-10	230	Golden State Warriors	1	13	13
1983	Jeff Malone	G	6-4	205	Washington Bullets	1	10	10
1983	Kapatrick Wells	C	6-9	230	Philadelphia 76ers	4	4	74
1983	Terry Lewis	F	6-5	190	Los Angeles Lakers	4	22	92
1986	Chauncey Robinson	F	6-4	185	Detroit Pistons	4	16	86
1996	Erick Dampier	C	6-11	265	Indiana Pacers	1	1	10
1996	Dontae' Jones	F	6-7	220	New York Knicks	1	1	21
1999	Tyrone Washington	C	6-10	260	Houston Rockets	2	15	44
2003	Mario Austin	F/C	6-9	260	Chicago Bulls	2	7	36
2003	Derrick Zimmerman	G	6-3	195	Golden State Warriors	2	11	40
2005	Lawrence Roberts	F	6-9	240	Seattle SuperSonics^	2	25	55
2010	Jarvis Varnado	F	6-9	230	Miami Heat	2	11	41
2012	Arnett Moultrie	F	6-11	249	Miami Heat^	1	27	27
2019	Quinndary Weatherspoon	G	6-4	205	San Antonio Spurs	2	19	49
2020	Robert Woodard II	G	6-7	235	Memphis Grizzlies^	2	10	40
2020	Reggie Perry	F	6-10	250	Los Angeles Clippers^	2	27	57

^ - Roberts' rights were traded to the Memphis Grizzlies on draft night • Moultrie's rights were traded to the Philadelphia 76ers on draft night • Woodard II's rights were traded to the Sacramento Kings on draft night • Perry's draft rights were traded to the Brooklyn Nets on draft night.

BULLDOGS IN THE NBA

YEAR	PLAYER	TEAM(S)
1959-60 • 1963-64 • 5 Seasons	Bailey Howell	Detroit Pistons
1964-65 • 1965-66 • 2 Seasons	Bailey Howell	Baltimore Bullets
1966-67 • 1969-70 • 4 Seasons	Bailey Howell	Boston Celtics
1970-71	Bailey Howell	Philadelphia 76ers
1979-80	Wiley Peck	San Antonio Spurs
1980-81 • 1981-82 • 2 Seasons	Rickey Brown	Golden State Warriors
1982-83	Rickey Brown	Golden State Warriors/Atlanta Hawks
1983-84 • 1984-85 • 2 Seasons	Rickey Brown	Atlanta Hawks
1983-84 • 1989-90 • 7 Seasons	Jeff Malone	Washington Bullets
1990-91 • 1992-93 • 3 Seasons	Jeff Malone	Utah Jazz
1993-94	Jeff Malone	Utah Jazz, Philadelphia 76ers
1994-95	Jeff Malone	Philadelphia 76ers
1995-96	Jeff Malone	Philadelphia 76ers • Miami Heat
1996-97	Erick Dampier	Indiana Pacers
1997-98	Dontae' Jones	Boston Celtics
1997-98 • 2003-04 • 7 Seasons	Erick Dampier	Golden State Warriors
2001-02	Tang Hamilton	Miami Heat
2004-05 • 2009-10 • 6 Seasons	Erick Dampier	Dallas Mavericks
2005-06	Lawrence Roberts	Memphis Grizzlies
2005-06	Derrick Zimmerman	New Jersey Nets
2006-07	Lawrence Roberts	Memphis Grizzlies
2010-11	Erick Dampier	Miami Heat
2011-12	Erick Dampier	Atlanta Hawks
2012-13	Arnett Moultrie	Philadelphia 76ers
2012-13	Jarvis Varnado	Boston Celtics • Miami Heat
2013-14	Jarvis Varnado	Chicago Bulls • Philadelphia 76ers
2013-14	Arnett Moultrie	Philadelphia 76ers
2019-20	Quinndary Weatherspoon	San Antonio Spurs

**1908-09 - 5-5****HEAD COACH - T.H. WERNER**

DATE	OPPONENT	MSU	W/L	SCORE	RECORD
01/01	Columbus Athletic Club		W	35-6	1-0
01/22	Brownsville Athletic Club		W	75-0	2-0
01/24	at Columbus Athletic Club		W	61-1	3-0
01/29	College of Memphis		W	27-14	4-0
01/30	College of Memphis		W	25-8	5-0
02/05	at Mississippi College		L	26-22	5-1
02/06	at LSU		L	18-12	5-2
02/08	at LSU		L	14-10	5-3
02/09	at Tulane		L	19-16	5-4
02/10	at New Orleans YMCA		L	22-20	5-5

1909-10 - NO TEAM**1910-11 - 2-4****HEAD COACH - W.D. CHADWICK**

DATE	OPPONENT	MSU	W/L	SCORE	RECORD
01/27	Mississippi College		L	23-15	0-1
01/28	Mississippi College		L	25-10	0-2
02/07	LSU		L	33-17	0-3
02/08	LSU		L	42-12	0-4
02/16	Union		W	66-18	1-4
02/17	Union		W	32-12	2-4

1911-12 - 9-0**HEAD COACH - E.C. HAYES****SOUTHERN CONFERENCE CHAMPIONS**

DATE	OPPONENT	MSU	W/L	SCORE	RECORD
01/25	Mississippi College		W	45-17	1-0
01/26	Mississippi College		W	30-20	2-0
02/01	Union		W	66-18	3-0
02/02	Union		W	36-11	4-0
02/06	LSU		W	22-16	5-0
02/07	LSU		W	21-11	6-0
02/12	at Millsaps College		W	22-6	7-0
02/14	at Mississippi College		W	25-17	8-0
02/15	at Mississippi College		W	21-13	9-0

1912-13 - 11-1**HEAD COACH - E.C. HAYES****SOUTHERN CONFERENCE CHAMPIONS**

DATE	OPPONENT	MSU	W/L	SCORE	RECORD
01/24	Millsaps College		W	35-15	1-0
01/25	Millsaps College		L	24-21	1-1
01/31	Union		W	35-16	2-1
02/01	Union		W	41-15	3-1
02/04	Mississippi College		W	45-5	4-1
02/05	Mississippi College		W	43-15	5-1
02/06	Alabama		W	26-21	6-1
02/07	Alabama		W	21-16	7-1
02/13	Mercer		W	28-10	8-1
02/14	Mercer		W	29-22	9-1
02/20	Maryville College		W	49-13	10-1
02/21	Maryville College		W	35-18	11-1

1913-14 - 13-2**HEAD COACH - E.C. HAYES****SOUTHERN CONFERENCE CHAMPIONS**

DATE	OPPONENT	MSU	W/L	SCORE	RECORD
01/14	Millsaps College		W	63-8	1-0
01/15	Millsaps College		W	46-9	2-0
01/30	Mississippi College		W	42-9	3-0
01/31	Mississippi College		W	50-11	4-0
02/07	at Millsaps College		W	66-23	5-0
02/09	at Mississippi College		W	43-9	6-0
02/10	at Mississippi College		W	22-12	7-0
02/13	Alabama		L	42-31	7-1
02/14	Alabama		L	42-26	7-2
02/20	Tulane		W	40-14	8-2
02/21	Tulane		W	35-14	9-2
02/25	Ole Miss		W	68-15	10-2
02/26	Ole Miss		W	84-18	11-2
02/27	at Ole Miss		W	12-10	12-2
02/28	at Ole Miss		W	20-8	13-2

1914-15 - 8-6**HEAD COACH - E.C. HAYES**

DATE	OPPONENT	MSU	W/L	SCORE	RECORD
01/14	Mississippi College		W	50-0	1-0
01/15	Mississippi College		W	53-3	2-0
01/22	Auburn		W	44-16	3-0
01/23	Auburn		W	32-11	4-0
02/05	Alabama		W	35-28	5-0
02/06	Alabama		W	33-21	6-0
02/10	at Saint Paul's College		L	29-19	6-1
02/11	at Saint Paul's College		W	32-22	7-1
02/12	at LSU		L	24-12	7-2
02/13	at LSU		W	15-14	8-2
02/19	at Alabama		L	28-25	8-3
02/20	at Alabama		L	31-21	8-4
02/22	at Auburn		L	19-18	8-5
02/23	at Auburn		L	21-17	8-6

1915-16 - 11-5**HEAD COACH - E.C. HAYES****SOUTHERN CONFERENCE CHAMPIONS**

DATE	OPPONENT	MSU	W/L	SCORE	RECORD
01/19	at Laurel YMCA		W	38-25	1-0
01/20	at Tulane		L	25-12	1-1
01/21	at Tulane		L	20-16	1-2
01/22	LSU		L	31-21	1-3
01/26	at Memphis YMCA		W	32-28	2-3
01/27	at Ole Miss		W	28-9	3-3
01/28	at Ole Miss		W	33-20	4-3
02/01	Cumberland		W	39-13	5-3
02/02	Cumberland		W	42-8	6-3
02/04	at Alabama		L	26-12	6-4
02/05	at Alabama		L	32-22	6-5
02/07	LSU		W	23-17	7-5
02/11	Millsaps College		W	60-21	8-5
02/12	Millsaps College		W	41-15	9-5
02/18	Alabama		W	28-21	10-5
02/19	Alabama		W	37-23	11-5

**1916-17 • 6-4****HEAD COACH • E. C. HAYES**

DATE	OPPONENT	MSU	W/L	SCORE	RECORD
01/26	at LSU		L	36-28	0-1
01/27	at LSU		L	38-17	0-2
01/29	at Mississippi College		W	28-17	1-2
01/30	at Mississippi College		L	36-31	1-3
02/05	Mississippi College		W	18-8	2-3
02/06	Mississippi College		W	23-19	3-3
02/16	Ole Miss		W	35-20	4-3
02/17	Ole Miss		W	42-24	5-3
02/23	at Ole Miss		W	42-25	6-3
02/24	at Ole Miss		L	29-15	6-4

1917-18 • NO TEAM • WORLD WAR I**1918-19 • 4-3****HEAD COACH • E. C. HAYES**

DATE	OPPONENT	MSU	W/L	SCORE	RECORD
01/17	at Memphis YMCA		L	23-19	0-1
01/18	at Jonesboro YMCA		L	46-25	0-2
01/19	at Park Aviation Field		L	28-18	0-3
02/07	at Ole Miss		W	32-23	1-3
02/08	at Ole Miss		W	52-14	2-3
02/28	at Mississippi College		W	39-23	3-3
03/01	at Mississippi College		W	39-31	4-3

1919-20 • 12-5**HEAD COACH • E. C. HAYES**

DATE	OPPONENT	MSU	W/L	SCORE	RECORD
01/05	Chicago College		L	22-20	0-1
01/21	at Meridian College		W	48-31	1-1
01/22	at Mobile YMCA		L	43-28	1-2
01/23	at Tulane		W	30-14	2-2
01/24	at LSU		L	27-12	2-3
02/06	at Ole Miss		L	23-10	2-4
02/07	at Ole Miss		W	21-15	3-4
02/11	Samford		W	56-10	4-4
02/12	Samford		W	27-13	5-4
02/19	Alabama		W	23-10	6-4
02/20	at Birmingham Athletic Club		W	37-23	7-4
02/21	at Samford		L	26-23	7-5
02/23	Furman		W	69-26	8-5
02/24	Mississippi College		W	40-16	9-5
02/25	Mississippi College		W	25-23	10-5
02/27	Ole Miss		W	49-13	11-5
02/28	Ole Miss		W	30-12	12-5

1920-21 • 10-6**HEAD COACH • E. C. HAYES**

DATE	OPPONENT	MSU	W/L	SCORE	RECORD
01/21	Ole Miss		W	33-12	1-0
01/22	Ole Miss		W	34-20	2-0
01/28	Mississippi College		W	46-16	3-0
01/29	Mississippi College		W	33-21	4-0
02/02	at Ole Miss		L	17-13	4-1
02/03	at Ole Miss		L	23-13	4-2
02/04	at Memphis YMCA		L	24-18	4-3
02/05	at Pine Bluff YMCA		L	18-15	4-4
02/09	Alabama		W	25-18	5-4
02/10	Alabama		W	26-15	6-4
02/17	at Alabama		W	23-16	7-4

DATE	OPPONENT	MSU	W/L	SCORE	RECORD
02/18	at Alabama		W	35-13	8-4
02/19	at Birmingham Athletic Club		L	36-26	8-5

SIAA TOURNAMENT - ATLANTA, GEORGIA

02/25	vs. Furman		W	41-7	9-5
02/28	vs. Millsaps College		W	25-11	10-5
03/01	vs. Kentucky		L	28-14	10-6

1921-22 • 12-10 • 0-4 SOCON • 13TH**HEAD COACH • E. C. HAYES**

DATE	OPPONENT	MSU	W/L	SCORE	RECORD
12/28	at Pine Bluff YMCA		L	32-22	0-1
12/29	at Pine Bluff YMCA		L	26-25	0-2
12/30	at Memphis YMCA		L	26-11	0-3
12/31	at Birmingham Athletic Club		L	35-15	0-4
01/06	Baylor Medical School		W	42-26	1-4
01/07	Baylor Medical School		W	45-15	2-4
01/13	at Mississippi College		W	26-6	3-4
01/14	at Mississippi College		W	25-11	4-4
01/20	Mississippi College		W	21-11	5-4
01/21	Mississippi College		W	46-8	6-4
01/24	at Union		W	30-16	7-4
01/25	at Vanderbilt [SoCon]		L	22-18	7-5 • 0-1
01/26	at Kentucky [SoCon]		L	28-21	7-6 • 0-2
01/27	at Alabama [SoCon]		L	43-10	7-7 • 0-3
01/28	at Alabama [SoCon]		L	30-11	7-8 • 0-4
02/03	at Ole Miss		W	30-27	8-8
02/04	at Ole Miss		W	27-24	9-8
02/08	Tulane		W	49-36	10-8
02/09	Tulane		W	41-21	11-8
02/17	Ole Miss		L	27-25	11-9
02/18	Ole Miss		W	48-17	12-9

SIAA TOURNAMENT - ATLANTA, GEORGIA

02/25	vs. Georgia Tech		L	34-30	12-10
-------	------------------	--	---	-------	-------

1922-23 • 15-4 • 8-3 SOCON • 5TH**HEAD COACH • E. C. HAYES****SIAA TOURNAMENT CHAMPIONS**

DATE	OPPONENT	MSU	W/L	SCORE	RECORD
01/16	at LSU [SoCon]		W	36-25	1-0 • 1-0
01/17	at LSU [SoCon]		W	35-20	2-0 • 2-0
01/18	at Tulane [SoCon]		L	45-34	2-1 • 2-1
01/19	at Tulane [SoCon]		W	30-27	3-1 • 3-1
01/22	Millsaps College		W	32-13	4-1
01/23	Millsaps College		L	27-20	4-2
01/27	Vanderbilt [SoCon]		L	34-27	4-3 • 3-2
02/05	Ole Miss [SoCon]		W	29-14	5-3 • 4-2
02/06	Ole Miss [SoCon]		W	23-18	6-3 • 5-2
02/08	Mississippi College		W	30-18	7-3
02/12	at Ole Miss [SoCon]		W	28-26	8-3 • 6-2
02/13	at Ole Miss [SoCon]		L	30-27	8-4 • 6-3
02/14	at Memphis YMCA		W	32-22	9-4
02/19	Georgia Tech [SoCon]		W	45-31	10-4 • 7-3
02/24	Alabama [SoCon]		W	47-31	11-4 • 8-3

SIAA TOURNAMENT - ATLANTA, GEORGIA

02/28	vs. Furman		W	47-23	12-4
03/01	vs. Ole Miss		W	33-26	13-4
03/02	vs. Georgia Tech		W	25-19	14-4
03/03	vs. Chattanooga		W	33-21	15-4

**1923-24 • 13-8 • 8-4 SOCON • 6TH****HEAD COACH • E.C. HAYES**

DATE	OPPONENT	MSU	W/L	SCORE	RECORD
01/04	at Memphis YMCA		L	21-20	0-1
01/05	at Birmingham Athletic Club		W	39-28	1-1
01/07	at Alabama [SoCon]		W	29-23	2-1 • 1-0
01/11	at Vanderbilt [SoCon]		L	24-23	2-2 • 1-1
01/12	at Nashville Ramblers		L	32-28	2-3
01/14	at Kentucky [SoCon]		W	17-16	3-3 • 2-1
01/15	at Tennessee [SoCon]		L	20-17	3-4 • 2-2
01/21	Millsaps College		W	37-21	4-4
01/30	Tennessee [SoCon]		W	48-26	5-4 • 3-2
02/02	at Georgia Tech [SoCon]		W	40-32	6-4 • 4-2
02/04	at Mercer		L	24-22	6-5
02/05	at Atlanta Athletic Club		W	42-33	7-5
02/13	LSU [SoCon]		W	34-29	8-5 • 5-2
02/14	LSU [SoCon]		W	54-34	9-5 • 6-2
02/16	Georgia Tech [SoCon]		W	51-28	10-5 • 7-2
02/19	Alabama [SoCon]		L	45-28	10-6 • 7-3
02/21	at Ole Miss [SoCon]		L	29-27	10-7 • 7-4
02/23	Ole Miss [SoCon]		W	47-42	11-7 • 8-4

SOCON TOURNAMENT • ATLANTA, GEORGIA

02/29	vs. Tennessee		W	33-18	12-7
03/01	vs. Tulane		W	38-30	13-7
03/03	vs. North Carolina		L	33-23	13-8

1924-25 • 14-9 • 4-4 SOCON • T-11TH**HEAD COACH • K.P. GATCHELL**

DATE	OPPONENT	MSU	W/L	SCORE	RECORD
12/18	Baylor Medical School		W	30-15	1-0
12/19	at Meridian All-Stars		W	65-11	2-0
12/20	at Saint Stanislaus College		W	22-11	3-0
12/22	at Hattiesburg YMCA		W	22-19	4-0
12/23	at Laurel YMCA		W	30-25	5-0
01/03	at Albany YMCA		L	40-23	5-1
01/04	at Atlanta Athletic Club		L	29-25	5-2
01/05	at Macon YMCA		W	26-24	6-2
01/06	at Fort Benning		W	41-38	7-2
01/07	at Birmingham Athletic Club		W	34-23	8-2
01/12	Mississippi College		W	33-32	9-2
01/13	Mississippi College		L	35-33	9-3
01/15	Tulane [SoCon]		W	29-27	10-3 • 1-0
01/20	at Memphis YMCA		L	41-33	10-4
01/24	Memphis YMCA		W	28-24	11-4
01/31	at Alabama [SoCon]		L	36-28	11-5 • 1-1
02/02	at Tulane [SoCon]		L	35-15	11-6 • 1-2
02/03	at LSU [SoCon]		L	24-17	11-7 • 1-3
02/06	Vanderbilt [SoCon]		W	29-20	12-7 • 2-3
02/09	Ole Miss [SoCon]		W	34-30	13-7 • 3-3
02/14	Alabama [SoCon]		L	33-26	13-8 • 3-4
02/20	at Ole Miss [SoCon]		W	38-28	14-8 • 4-4

SOCON TOURNAMENT • ATLANTA, GEORGIA

03/02	vs. Kentucky		L	31-26	14-9
-------	--------------	--	---	-------	------

1925-26 • 14-8 • 5-3 SOCON • T-7TH**HEAD COACH • BERNIE BIERMAN**

DATE	OPPONENT	MSU	W/L	SCORE	RECORD
12/22	at Memphis YMCA		L	32-31	0-1
12/23	at Chevrolet All-Stars		L	26-17	0-2
01/05	at Birmingham YMHA		W	44-13	1-2
01/09	Birmingham-Southern College		W	29-7	2-2
01/14	at Mississippi College		L	37-36	2-3
01/15	at Millsaps College		W	36-14	3-3
01/16	at Tulane [SoCon]		W	32-24	4-3 • 1-0
01/20	Vanderbilt [SoCon]		W	36-27	5-3 • 2-0
01/23	at Ole Miss [SoCon]		L	33-20	5-4 • 2-1
01/30	Mercer		W	35-30	6-4
02/04	at Birmingham Athletic Club		L	32-31	6-5
02/05	at Vanderbilt [SoCon]		L	21-20	6-6 • 2-2
02/06	at Georgia Tech [SoCon]		W	31-20	7-6 • 3-2
02/13	Tulane [SoCon]		L	31-27	7-7 • 3-3
02/15	Mississippi College		W	34-32	8-7
02/16	Mississippi College		W	29-22	9-7
02/22	Alabama [SoCon]		W	34-21	10-7 • 4-3
02/24	at Alabama [SoCon]		W	28-27	11-7 • 4-4

SOCON TOURNAMENT • ATLANTA, GEORGIA

02/26	vs. Maryland		W	22-19	12-7
02/27	vs. North Carolina State • NC State		W	32-29	13-7
03/01	vs. Kentucky		W	31-26	14-7
03/02	vs. North Carolina		L	38-23	14-8

1926-27 • 17-7 • 7-5 SOCON • 10TH**HEAD COACH • BERNIE BIERMAN**

DATE	OPPONENT	MSU	W/L	SCORE	RECORD
12/18	at Southern Miss • USM		W	38-21	1-0
12/20	at Saint Stanislaus College		W	31-15	2-0
12/21	at Loyola • New Orleans		W	38-15	3-0
12/22	at Mobile YMCA		W	26-17	4-0
12/23	at Meridian All-Stars		W	52-17	5-0
01/05	Sewanee [SoCon]		W	53-10	6-0 • 1-0
01/10	at Auburn [SoCon]		W	34-31	7-0 • 2-0
01/11	at Auburn [SoCon]		L	27-24	7-1 • 2-1
01/12	at Birmingham Athletic Club		W	22-21	8-1
01/14	Millsaps College		W	28-23	9-1
01/15	Millsaps College		W	38-24	10-1
01/20	at Mississippi College		W	27-21	11-1
01/21	at Tulane [SoCon]		W	32-18	12-1 • 3-1
01/22	at Tulane [SoCon]		W	23-16	13-1 • 4-1
01/29	Vanderbilt [SoCon]		L	36-34	13-2 • 4-2
02/04	Ole Miss [SoCon]		W	36-22	14-2 • 5-2
02/05	Ole Miss [SoCon]		W	30-24	15-2 • 6-2
02/07	at Ole Miss [SoCon]		L	31-28	15-3 • 6-3
02/08	at Ole Miss [SoCon]		L	26-19	15-4 • 6-4
02/12	Birmingham Athletic Club		W	38-33	16-4
02/14	Mississippi College		L	44-28	16-5
02/15	Alabama [SoCon]		W	40-24	17-5 • 7-4
02/18	at Alabama [SoCon]		L	22-11	17-6 • 7-5

SOCON TOURNAMENT • ATLANTA, GEORGIA

02/25	vs. Georgia Tech		L	40-24	17-7
-------	------------------	--	---	-------	------



1927-28 • 13-7 • 10-1 SOCON • 2ND

HEAD COACH • RAY G. DAUBER

DATE	OPPONENT	MSU	W/L	SCORE	RECORD
12/16	Birmingham Boys Club		L	20-19	0-1
12/17	Birmingham Boys Club		L	32-27	0-2
12/31	at Memphis YMCA		W	30-20	1-2
01/06	Tulane [SoCon]		W	52-14	2-2 • 1-0
01/07	Tulane [SoCon]		W	36-18	3-2 • 2-0
01/13	at Mississippi College		L	34-26	3-3
01/14	at Mississippi College		L	38-21	3-4
01/20	at Vanderbilt [SoCon]		W	44-38	4-4 • 3-0
01/21	at The Rail Lites		L	45-25	4-5
01/27	LSU [SoCon]		W	46-26	5-5 • 4-0
01/28	LSU [SoCon]		W	29-23	6-5 • 5-0
02/06	at Ole Miss [SoCon]		W	38-30	7-5 • 6-0
02/07	at Ole Miss [SoCon]		W	29-27	8-5 • 7-0
02/12	at Alabama [SoCon]		L	29-28	8-6 • 7-1
02/18	Alabama [SoCon]		W	26-21	9-6 • 8-1
02/20	Ole Miss [SoCon]		W	45-34	10-6 • 9-1
02/21	Ole Miss [SoCon]		W	40-36	11-6 • 10-1

SOCON TOURNAMENT • ATLANTA, GEORGIA

02/24	vs. Washington & Lee		W	44-24	12-6
02/25	vs. Virginia • UVA		W	44-28	13-6
02/27	vs. Auburn		L	42-34	13-7

1928-29 • 8-15 • 5-8 SOCON • 14TH

HEAD COACH • RAY G. DAUBER

DATE	OPPONENT	MSU	W/L	SCORE	RECORD
12/20	at Nashville Ramblers		L	26-14	0-1
12/21	at The Rail Lites		L	44-20	0-2
12/22	at Birmingham YMCA		L	32-18	0-3
01/04	at Memphis YMCA		W	28-19	1-3
01/05	at Memphis YMCA		L	27-26	1-4
01/11	Mississippi College		L	31-28	1-5
01/12	Mississippi College		L	24-21	1-6
01/19	at Tulane [SoCon]		L	30-25	1-7 • 0-1
01/20	at Tulane [SoCon]		L	27-18	1-8 • 0-2
01/22	vs. Mississippi College		W	26-14	2-8
01/23	at Mississippi College		W	25-23	3-8
01/26	Vanderbilt [SoCon]		W	47-32	4-8 • 1-2
02/02	Kentucky [SoCon]		L	25-23	4-9 • 1-3
02/03	vs. Kentucky [SoCon • J]		L	32-14	4-10 • 1-4
02/04	at LSU [SoCon]		W	26-16	5-10 • 2-4
02/05	at LSU [SoCon]		L	39-29	5-11 • 2-5
02/08	Ole Miss [SoCon]		W	32-30	6-11 • 3-5
02/09	Ole Miss [SoCon]		W	28-26	7-11 • 4-5
02/15	at Ole Miss [SoCon]		L	37-21	7-12 • 4-6
02/16	at Ole Miss [SoCon]		L	41-27	7-13 • 4-7
02/23	at Alabama [SoCon]		L	30-28	7-14 • 4-8
02/25	Alabama [SoCon]		W	22-21	8-14 • 5-8

SOCON TOURNAMENT • ATLANTA, GEORGIA

03/01	vs. North Carolina		L	43-18	8-15
-------	--------------------	--	---	-------	------

1929-30 • 5-8 • 2-8 SOCON • T-18TH

HEAD COACH • RAY G. DAUBER

DATE	OPPONENT	MSU	W/L	SCORE	RECORD
01/10	at Meridian All-Stars		W	43-17	1-0
01/11	at Southern Miss • USM		W	50-29	2-0
01/12	at Southern Miss • USM		W	31-16	3-0
01/17	vs. Tulane [SoCon • J]		W	22-20	4-0 • 1-0
01/18	vs. Tulane [SoCon • J]		L	22-19	4-1 • 1-1
01/24	at Kentucky [SoCon]		L	38-17	4-2 • 1-2
01/25	at Kentucky [SoCon]		L	20-14	4-3 • 1-3
02/01	vs. LSU [SoCon • M]		L	30-24	4-4 • 1-4
02/07	vs. Ole Miss [SoCon • G]		L	30-26	4-5 • 1-5
02/08	vs. Ole Miss [SoCon • G]		L	23-19	4-6 • 1-6
02/11	at Ole Miss [SoCon]		L	38-31	4-7 • 1-7
02/12	at Ole Miss [SoCon]		W	28-27	5-7 • 2-7
02/21	at Alabama [SoCon]		L	26-22	5-8 • 2-8

1930-31 • NO TEAM

1931-32 • 5-10 • 4-9 SOCON • 16TH

HEAD COACH • RAY G. DAUBER

DATE	OPPONENT	MSU	W/L	SCORE	RECORD
01/15	at Tulane [SoCon]		W	21-18	1-0 • 1-0
01/16	at Tulane [SoCon]		W	36-26	2-0 • 2-0
01/18	at LSU [SoCon]		W	29-28	3-0 • 3-0
01/19	at LSU [SoCon]		L	40-15	3-1 • 3-1
01/25	LSU [SoCon]		L	30-26	3-2 • 3-2
01/26	LSU [SoCon]		L	33-29	3-3 • 3-3
02/05	at Ole Miss [SoCon]		L	37-19	3-4 • 3-4
02/06	at Ole Miss [SoCon]		L	31-25	3-5 • 3-5
02/12	Sewanee [SoCon]		W	25-22	4-5 • 4-5
02/13	Mississippi College		W	27-20	5-5
02/17	Alabama [SoCon]		L	26-25	5-6 • 4-6
02/19	Ole Miss [SoCon]		L	35-25	5-7 • 4-7
02/20	Ole Miss [SoCon]		L	38-26	5-8 • 4-8
02/22	at Alabama [SoCon]		L	30-23	5-9 • 4-9

SOCON TOURNAMENT • ATLANTA, GEORGIA

02/26	vs. Georgia		L	48-26	5-10
-------	-------------	--	---	-------	------

1932-33 • 6-13 • 3-9 SEC • 12TH

HEAD COACH • RAY G. DAUBER

DATE	OPPONENT	MSU	W/L	SCORE	RECORD
01/06	Mississippi College		L	46-26	0-1
01/07	Mississippi College		W	43-24	1-1
01/11	LSU [SEC]		L	32-28	1-2 • 0-1
01/12	LSU [SEC]		L	49-26	1-3 • 0-2
01/17	at LSU [SEC]		L	45-40	1-4 • 0-3
01/18	at LSU [SEC]		L	37-33	1-5 • 0-4
01/20	at Tulane [SEC]		L	31-29	1-6 • 0-5
01/21	at Tulane [SEC]		W	40-29	2-6 • 1-5
02/03	at Mississippi College		L	41-40	2-7
02/04	at Mississippi College		L	40-31	2-8
02/06	Alabama [SEC]		L	38-36	2-9 • 1-6
02/10	Ole Miss [SEC]		W	40-36	3-9 • 2-6
02/11	Ole Miss [SEC]		W	32-25	4-9 • 3-6
02/17	at Ole Miss [SEC]		L	50-49	4-10 • 3-7
02/18	at Ole Miss [SEC]		L	41-27	4-11 • 3-8
02/20	at Alabama [SEC]		L	41-16	4-12 • 3-9

SEC TOURNAMENT • ATLANTA, GEORGIA

02/25	vs. Alabama		W	30-25	5-12
02/27	vs. Vanderbilt		W	48-36	6-12
02/28	vs. Kentucky		L	46-27	6-13

**1933-34 • 8-11 • 4-8 SEC • T-9TH****HEAD COACH • EDWIN "GOAT" HALE**

DATE	OPPONENT	MSU	W/L	SCORE	RECORD
01/09	LSU [SEC]		W	47-46	1-0 • 1-0
01/10	LSU [SEC]		L	48-23	1-1 • 1-1
01/12	at Mississippi College		L	47-25	1-2
01/13	at Mississippi College		W	29-27	2-2
01/16	at Rhodes College		W	67-26	3-2
01/17	at Rhodes College		W	64-25	4-2
01/29	Alabama [SEC]		L	37-24	4-3 • 1-2
02/02	Ole Miss [SEC]		W	41-25	5-3 • 2-2
02/03	Ole Miss [SEC]		L	29-22	5-4 • 2-3
02/05	at Tulane [SEC]		L	33-24	5-5 • 2-4
02/06	at Tulane [SEC]		W	24-17	6-5 • 3-4
02/08	at LSU [SEC]		L	54-39	6-6 • 3-5
02/09	at LSU [SEC]		L	61-30	6-7 • 3-6
02/13	Mississippi College		L	38-34	6-8
02/14	Mississippi College		W	34-28	7-8
02/16	at Alabama [SEC]		L	29-28	7-9 • 3-7
02/19	at Ole Miss [SEC]		W	29-24	8-9 • 4-7
02/20	at Ole Miss [SEC]		L	36-35	8-10 • 4-8

SEC TOURNAMENT • ATLANTA, GEORGIA

02/24	vs. Alabama		L	37-25	8-11
-------	-------------	--	---	-------	------

1934-35 • 12-6 • 5-5 SEC • 7TH**HEAD COACH • EDWIN "GOAT" HALE**

DATE	OPPONENT	MSU	W/L	SCORE	RECORD
01/12	Amory Independents		W	58-21	1-0
01/14	Rhodes College		W	57-17	2-0
01/15	Rhodes College		W	64-29	3-0
02/01	Mississippi College		W	43-37	4-0
02/02	Mississippi College		L	34-26	4-1
02/05	Delta State		W	48-29	5-1
02/08	Ole Miss [SEC]		W	55-37	6-1 • 1-0
02/09	Ole Miss [SEC]		W	61-31	7-1 • 2-0
02/10	at Mississippi College		W	44-42	8-1
02/11	at Mississippi College		W	33-24	9-1
02/13	at LSU [SEC]		L	67-31	9-2 • 2-1
02/14	at LSU [SEC]		L	46-39	9-3 • 2-2
02/15	at Tulane [SEC]		W	53-31	10-3 • 3-2
02/16	at Tulane [SEC]		W	41-40	11-3 • 4-2
02/22	at Alabama [SEC]		L	30-22	11-4 • 4-3
02/23	Alabama [SEC]		W	45-41	12-4 • 5-3
02/25	at Ole Miss [SEC]		L	35-33	12-5 • 5-4
02/26	at Ole Miss [SEC]		L	40-38	12-6 • 5-5

1935-36 • 11-6 • 9-5 SEC • 4TH**HEAD COACH • FRANK CARIDEO**

DATE	OPPONENT	MSU	W/L	SCORE	RECORD
12/18	Oglethorpe		W	57-23	1-0
12/19	Oglethorpe		W	47-26	2-0
01/10	Florida [SEC]		W	53-31	3-0 • 1-0
01/11	Florida [SEC]		W	36-22	4-0 • 2-0
01/13	LSU [SEC]		W	49-38	5-0 • 3-0
01/14	LSU [SEC]		L	32-30	5-1 • 3-1
01/29	Alabama [SEC]		W	33-20	6-1 • 4-1
02/07	Ole Miss [SEC]		L	48-42	6-2 • 4-2
02/08	Ole Miss [SEC]		W	39-38	7-2 • 5-2
02/10	at LSU [SEC]		L	43-37	7-3 • 5-3
02/11	at LSU [SEC]		L	45-40	7-4 • 5-4
02/13	Tulane [SEC]		W	45-31	8-4 • 6-4
02/14	Tulane [SEC]		W	45-32	9-4 • 7-4
02/20	at Ole Miss [SEC]		W	51-43	10-4 • 8-4
02/21	at Ole Miss [SEC]		W	41-32	11-4 • 9-4
02/24	at Alabama [SEC]		L	54-19	11-5 • 9-5

SEC TOURNAMENT • KNOXVILLE, TENNESSEE

02/29	vs. Kentucky		L	41-39	11-6
-------	--------------	--	---	-------	------

1936-37 • 15-9 • 6-7 SEC • 9TH**HEAD COACH • FRANK CARIDEO**

DATE	OPPONENT	MSU	W/L	SCORE	RECORD
12/12	Mississippi College		W	36-25	1-0
12/14	Millsaps College		W	32-16	2-0
01/08	at Florida [SEC]		W	27-25	3-0 • 1-0
01/09	at Florida [SEC]		W	33-16	4-0 • 2-0
01/11	at Duke		W	33-29	5-0
01/12	at Saint Joseph's		L	36-28	5-1
01/13	at Catholic University		W	41-28	6-1
01/16	LSU [SEC]		W	53-36	7-1 • 3-0
02/04	Loyola • New Orleans		W	59-44	8-1
02/05	Loyola • New Orleans		W	37-25	9-1
02/06	Millsaps College		W	49-27	10-1
02/09	Ole Miss [SEC]		L	40-36	10-2 • 3-1
02/10	Ole Miss [SEC]		W	43-34	11-2 • 4-1
02/12	at Tulane [SEC]		W	33-23	12-2 • 5-1
02/13	at Tulane [SEC]		L	41-29	12-3 • 5-2
02/15	at LSU [SEC]		L	42-41	12-4 • 5-3
02/16	at LSU [SEC]		W	39-38	13-4 • 6-3
02/17	at Mississippi College		W	46-42	14-4
02/18	Mexico City YMCA		W	41-16	15-4
02/19	Alabama [SEC]		L	32-20	15-5 • 6-4
02/20	at Alabama [SEC]		L	38-25	15-6 • 6-5
02/22	at Ole Miss [SEC]		L	36-34	15-7 • 6-6
02/23	at Ole Miss [SEC]		L	50-42	15-8 • 6-7

SEC TOURNAMENT • KNOXVILLE, TENNESSEE

02/26	vs. Georgia Tech		L	43-30	15-9
-------	------------------	--	---	-------	------

1937-38 • 9-12 • 7-9 SEC • 8TH**HEAD COACH • FRANK CARIDEO**

DATE	OPPONENT	MSU	W/L	SCORE	RECORD
12/14	Delta State		W	51-35	1-0
12/30	at Saint Joseph's		L	39-23	1-1
01/01	at Scranton • Pennsylvania		L	35-34	1-2
01/04	at Duke		W	25-23	2-2
01/05	at Tennessee [SEC]		W	35-31	3-2 • 1-0
01/08	Tennessee [SEC]		W	34-31	4-2 • 2-0
01/11	vs. Ole Miss [SEC • M]		L	49-37	4-3 • 2-1
01/12	vs. Ole Miss [SEC • J]		W	58-45	5-3 • 3-1
01/31	at LSU [SEC]		L	38-33	5-4 • 3-2
02/01	at LSU [SEC]		L	31-22	5-5 • 3-3
02/04	Ole Miss [SEC]		W	43-41	6-5 • 4-3
02/05	Ole Miss [SEC]		L	45-44	6-6 • 4-4
02/11	Tulane [SEC]		W	41-36	7-6 • 5-4
02/12	Tulane [SEC]		L	36-34	7-7 • 5-5
02/14	LSU [SEC]		L	66-44	7-8 • 5-6
02/15	LSU [SEC]		W	63-46	8-8 • 6-6
02/18	at Ole Miss [SEC]		L	70-38	8-9 • 6-7
02/19	at Ole Miss [SEC]		L	59-45	8-10 • 6-8
02/22	at Alabama [SEC]		L	37-35	8-11 • 6-9
02/26	Alabama [SEC]		W	44-37	9-11 • 7-9

SEC TOURNAMENT • BATON ROUGE, LOUISIANA

03/03	vs. Tennessee		L	41-34	9-12
-------	---------------	--	---	-------	------



1938-39 - 8-12 - 5-10 SEC - T-10TH

HEAD COACH - FRANK CARIDEO

DATE	OPPONENT	MSU	W/L	SCORE	RECORD
12/13	Samford		W	31-29	1-0
12/14	Samford		L	43-40	1-1
01/06	vs. Ole Miss [SEC - M]		L	40-39	1-2 • 0-1
01/07	vs. Ole Miss [SEC - J]		W	37-33	2-2 • 1-1
01/11	Rhodes College		W	30-28	3-2
01/12	Rhodes College		W	38-28	4-2
01/14	Tennessee [SEC]		W	24-23	5-2 • 2-1
01/30	LSU [SEC]		L	48-32	5-3 • 2-2
01/31	LSU [SEC]		W	31-29	6-3 • 3-2
02/03	at LSU [SEC]		L	47-45	6-4 • 3-3
02/04	at LSU [SEC]		L	54-33	6-5 • 3-4
02/09	at Ole Miss [SEC]		L	44-43	6-6 • 3-5
02/10	at Ole Miss [SEC]		L	33-30	6-7 • 3-6
02/13	at Kentucky [SEC]		L	39-28	6-8 • 3-7
02/14	at Tennessee [SEC]		L	42-30	6-9 • 3-8
02/20	Alabama [SEC]		L	38-26	6-10 • 3-9
02/23	Ole Miss [SEC]		W	39-36	7-10 • 4-9
02/24	Ole Miss [SEC]		W	51-27	8-10 • 5-9
02/27	at Alabama [SEC]		L	49-36	8-11 • 5-10

SEC TOURNAMENT - KNOXVILLE, TENNESSEE

03/01	vs. Vanderbilt		L	73-40	8-12
-------	----------------	--	---	-------	------

1939-40 - 9-6 - 4-5 SEC - 9TH

HEAD COACH - STANFIELD "DICK" HITT

DATE	OPPONENT	MSU	W/L	SCORE	RECORD
01/05	Samford		W	45-36	1-0
01/06	Samford		W	38-32	2-0
01/13	LSU [SEC]		W	49-37	3-0 • 1-0
01/27	at Millsaps College		W	38-28	4-0
01/29	at LSU [SEC]		L	55-42	4-1 • 1-1
01/30	at Mississippi College		W	58-47	5-1
02/01	Mississippi College		W	73-53	6-1
02/05	vs. Ole Miss [SEC - V]		W	50-46	7-1 • 2-1
02/06	Ole Miss [SEC]		W	47-35	8-1 • 3-1
02/10	Tulane [SEC]		W	54-38	9-1 • 4-1
02/11	at Kentucky [SEC]		L	45-37	9-2 • 4-2
02/17	at Ole Miss [SEC]		L	64-51	9-3 • 4-3
02/20	at Alabama [SEC]		L	34-26	9-4 • 4-4
02/23	Alabama [SEC]		L	34-33	9-5 • 4-5

SEC TOURNAMENT - KNOXVILLE, TENNESSEE

02/28	vs. Vanderbilt		L	46-36	9-6
-------	----------------	--	---	-------	-----

1940-41 - 12-10 - 6-6 SEC - 8TH

HEAD COACH - STANFIELD "DICK" HITT

DATE	OPPONENT	MSU	W/L	SCORE	RECORD
12/11	Mississippi College		W	38-34	1-0
12/13	Samford		W	29-28	2-0
12/14	Samford		L	29-26	2-1
12/16	Rhodes College		W	42-40	3-1
12/20	Florida [SEC]		L	53-30	3-2 • 0-1
01/07	at Ole Miss [SEC]		L	35-30	3-3 • 0-2
01/08	Ole Miss [SEC]		W	30-23	4-3 • 1-2
01/11	LSU [SEC]		W	35-26	5-3 • 2-2
01/20	at Rhodes College		W	51-33	6-3
01/21	at Murray State		L	56-36	6-4
01/22	at Western Kentucky - WKU		L	63-47	6-5
01/24	at Tennessee [SEC]		L	37-28	6-6 • 2-3
01/25	at Samford		W	48-37	7-6
01/30	Alabama [SEC]		W	31-30	8-6 • 3-3
02/05	at Auburn [SEC]		W	48-44	9-6 • 4-3
02/07	vs. Mississippi College [V]		W	63-45	10-6

DATE	OPPONENT	MSU	W/L	SCORE	RECORD
02/08	at LSU [SEC]		L	39-37	10-7 • 4-4
02/10	at Tulane [SEC]		W	42-35	11-7 • 5-4
02/18	at Ole Miss [SEC]		L	41-40	11-8 • 5-5
02/19	Ole Miss [SEC]		W	33-20	12-8 • 6-5
02/21	at Alabama [SEC]		L	32-28	12-9 • 6-6

SEC TOURNAMENT - LOUISVILLE, KENTUCKY

02/27	vs. Tennessee		L	35-29	12-10
-------	---------------	--	---	-------	-------

1941-42 - 13-7 - 9-6 SEC - 6TH

HEAD COACH - STANFIELD "DICK" HITT

DATE	OPPONENT	MSU	W/L	SCORE	RECORD
12/15	Samford		W	29-26	1-0
12/16	Samford		W	36-32	2-0
12/18	Auburn [SEC]		L	39-29	2-1 • 0-1
01/08	Spring Hill College		W	47-31	3-1
01/10	LSU [SEC]		W	43-41	4-1 • 1-1
01/12	Tulane [SEC]		W	28-25	5-1 • 2-1
01/21	Mississippi College		W	43-25	6-1
01/23	at Tulane [SEC]		W	32-31	7-1 • 3-1
01/24	at LSU [SEC]		L	51-40	7-2 • 3-2
02/02	Ole Miss [SEC]		L	33-31	7-3 • 3-3
02/04	at Ole Miss [SEC]		W	52-37	8-3 • 4-3
02/06	Vanderbilt [SEC]		L	41-38	8-4 • 4-4
02/13	at Alabama [SEC]		L	37-27	8-5 • 4-5
02/14	at Auburn [SEC]		W	41-40	9-5 • 5-5
02/16	at Florida [SEC]		L	48-47	9-6 • 5-6
02/17	at Florida [SEC]		W	48-31	10-6 • 6-6
02/19	Alabama [SEC]		W	33-32	11-6 • 7-6
02/21	Ole Miss [SEC]		W	37-30	12-6 • 8-6
02/23	at Ole Miss [SEC]		W	42-34	13-6 • 9-6

SEC TOURNAMENT - LOUISVILLE, KENTUCKY

02/27	vs. Tennessee		L	50-40	13-7
-------	---------------	--	---	-------	------

1942-43 - 14-8 - 13-7 SEC - 4TH

HEAD COACH - STANFIELD "DICK" HITT

DATE	OPPONENT	MSU	W/L	SCORE	RECORD
12/11	Auburn [SEC]		W	41-35	1-0 • 1-0
12/12	Auburn [SEC]		W	36-26	2-0 • 2-0
12/14	Florida [SEC]		W	43-36	3-0 • 3-0
12/15	Florida [SEC]		W	33-29	4-0 • 4-0
12/17	at Auburn [SEC]		W	38-37	5-0 • 5-0
12/18	at Auburn [SEC]		W	44-40	6-0 • 6-0
01/08	Tennessee [SEC]		L	35-33	6-1 • 6-1
01/09	LSU [SEC]		W	48-40	7-1 • 7-1
01/12	Tulane [SEC]		W	37-29	8-1 • 8-1
01/20	at LSU [SEC]		L	61-40	8-2 • 8-2
01/21	at Tulane [SEC]		L	58-43	8-3 • 8-3
01/30	Vanderbilt [SEC]		W	45-40	9-3 • 9-3
02/06	at Tennessee [SEC]		L	42-36	9-4 • 9-4
02/08	at Vanderbilt [SEC]		L	45-35	9-5 • 9-5
02/12	at Ole Miss [SEC]		L	52-51	9-6 • 9-6
02/13	at Ole Miss [SEC]		W	54-43	10-6 • 10-6
02/16	Alabama [SEC]		W	49-41	11-6 • 11-6
02/19	Ole Miss [SEC]		W	51-39	12-6 • 12-6
02/20	Ole Miss [SEC]		W	46-45	13-6 • 13-6
02/22	at Alabama [SEC]		L	47-37	13-7 • 13-7

SEC TOURNAMENT - LOUISVILLE, KENTUCKY

02/27	vs. Georgia Tech		W	48-41	14-7
02/27	vs. Kentucky		L	52-43	14-8

1943-44 - NO TEAM - WORLD WAR II

**1944-45 • 5-13 • 2-9 SEC • T-10TH****HEAD COACH • STANFIELD "DICK" HITT**

DATE	OPPONENT	MSU	W/L	SCORE	RECORD
01/09	Mississippi College		W	32-30	1-0
01/10	Mississippi College		L	30-19	1-1
01/12	Tennessee [SEC]		L	41-26	1-2 • 0-1
01/15	LSU [SEC]		W	47-39	2-2 • 1-1
01/16	Tulane [SEC]		L	42-35	2-3 • 1-2
01/25	Columbus Air Force Base		W	55-28	3-3
01/26	at Mississippi College		L	46-32	3-4
01/27	at Mississippi College		L	45-34	3-5
01/29	at LSU [SEC]		L	62-27	3-6 • 1-3
02/01	Columbus Air Force Base		W	38-28	4-6
02/03	at Tennessee [SEC]		L	44-27	4-7 • 1-4
02/05	at Alabama [SEC]		L	55-36	4-8 • 1-5
02/09	Ole Miss [SEC]		W	44-37	5-8 • 2-5
02/10	Ole Miss [SEC]		L	61-24	5-9 • 2-6
02/15	at Ole Miss [SEC]		L	41-36	5-10 • 2-7
02/16	at Ole Miss [SEC]		L	45-32	5-11 • 2-8
02/24	Alabama [SEC]		L	57-38	5-12 • 2-9
SEC TOURNAMENT • KNOXVILLE, TENNESSEE					
03/01	vs. Georgia Tech		L	60-33	5-13

1945-46 • 5-14 • 3-13 SEC • 12TH**HEAD COACH • STANFIELD "DICK" HITT**

DATE	OPPONENT	MSU	W/L	SCORE	RECORD
12/10	at Auburn [SEC]		L	55-47	0-1 • 0-1
12/11	at Auburn [SEC]		L	37-26	0-2 • 0-2
01/11	LSU [SEC]		L	54-30	0-3 • 0-3
01/16	Tennessee [SEC]		L	52-27	0-4 • 0-4
01/18	Tulane [SEC]		L	66-50	0-5 • 0-5
02/04	at Columbus Air Force Base		W	47-41	1-5
02/05	at Columbus Air Force Base		W	62-40	2-5
02/06	Alabama [SEC]		L	34-29	2-6 • 0-6
02/08	at LSU [SEC]		L	73-31	2-7 • 0-7
02/09	at Tulane [SEC]		L	58-52	2-8 • 0-8
02/11	at Tennessee [SEC]		L	38-31	2-9 • 0-9
02/12	at Ole Miss [SEC]		L	58-44	2-10 • 0-10
02/13	at Ole Miss [SEC]		L	45-40	2-11 • 0-11
02/15	Auburn [SEC]		L	40-30	2-12 • 0-12
02/16	Auburn [SEC]		W	39-31	3-12 • 1-12
02/19	Ole Miss [SEC]		W	50-43	4-12 • 2-12
02/20	Ole Miss [SEC]		W	54-34	5-12 • 3-12
02/23	at Alabama [SEC]		L	48-40	5-13 • 3-13
SEC TOURNAMENT • LOUISVILLE, KENTUCKY					
02/28	vs. Georgia		L	45-44	5-14

1946-47 • 10-11 • 4-9 SEC • T-9TH**HEAD COACH • STANFIELD "DICK" HITT**

DATE	OPPONENT	MSU	W/L	SCORE	RECORD
12/06	Tulane [SEC]		L	44-32	0-1 • 0-1
12/07	Samford		W	55-32	1-1
12/13	Florida [SEC]		W	55-24	2-1 • 1-1
12/14	Auburn [SEC]		W	61-35	3-1 • 2-1
12/16	Mississippi College		W	58-34	4-1
12/18	at Samford		L	41-39	4-2
01/10	Tennessee [SEC]		L	35-34	4-3 • 2-2
01/11	LSU [SEC]		L	61-57	4-4 • 2-3
01/15	Ole Miss [SEC]		W	53-31	5-4 • 3-3
01/18	Chattanooga		W	52-31	6-4
01/30	at Alabama [SEC]		L	56-42	6-5 • 3-4
01/31	at Chattanooga		W	58-52	7-5
02/01	at Tennessee [SEC]		L	65-36	7-6 • 3-5
02/03	at Vanderbilt [SEC]		L	64-44	7-7 • 3-6

DATE	OPPONENT	MSU	W/L	SCORE	RECORD
02/07	at Memphis		W	51-38	8-7
02/13	at Tulane [SEC]		L	57-52	8-8 • 3-7
02/14	at LSU [SEC]		L	64-49	8-9 • 3-8
02/15	at Mississippi College		W	82-48	9-9
02/18	at Ole Miss [SEC]		L	59-49	9-10 • 3-9
02/22	Alabama [SEC]		W	37-34	10-10 • 4-9
SEC TOURNAMENT • LOUISVILLE, KENTUCKY					
02/27	vs. Georgia Tech		L	65-52	10-11

1947-48 • 6-12 • 6-10 SEC • T-8TH**HEAD COACH • PAUL GREGORY**

DATE	OPPONENT	MSU	W/L	SCORE	RECORD
12/05	Vanderbilt [SEC]		W	51-45	1-0 • 1-0
12/06	at Auburn [SEC]		W	49-35	2-0 • 2-0
12/08	at Florida [SEC]		L	53-47	2-1 • 2-1
01/10	at Vanderbilt [SEC]		L	51-48	2-2 • 2-2
01/12	at Tennessee [SEC]		L	64-57	2-3 • 2-3
01/23	Louisiana Tech		L	53-43	2-4
01/24	Tulane [SEC]		L	53-33	2-5 • 2-4
01/30	Alabama [SEC]		W	32-31	3-5 • 3-4
01/31	LSU [SEC]		W	53-49	4-5 • 4-4
02/02	Tennessee [SEC]		L	47-46	4-6 • 4-5
02/06	Ole Miss [SEC]		W	47-43	5-6 • 5-5
02/07	Ole Miss [SEC]		W	45-42	6-6 • 6-5
02/13	at LSU [SEC]		L	65-40	6-7 • 6-6
02/14	at Tulane [SEC]		L	70-47	6-8 • 6-7
02/19	at Alabama [SEC]		L	55-47	6-9 • 6-8
02/27	at Ole Miss [SEC]		L	59-37	6-10 • 6-9
02/28	at Ole Miss [SEC]		L	63-46	6-11 • 6-10
SEC TOURNAMENT • LOUISVILLE, KENTUCKY					
03/04	vs. Tennessee		L	73-52	6-12

1948-49 • 4-13 • 3-12 SEC • 12TH**HEAD COACH • PAUL GREGORY**

DATE	OPPONENT	MSU	W/L	SCORE	RECORD
12/10	Quachita Baptist		W	61-45	1-0
12/11	at Auburn [SEC]		W	54-53	2-0 • 1-0
12/13	at Georgia [SEC]		L	70-40	2-1 • 1-1
12/17	at Ole Miss [SEC]		L	69-61	2-2 • 1-2
01/08	at Tulane [SEC]		L	69-47	2-3 • 1-3
01/10	at LSU [SEC]		L	64-40	2-4 • 1-4
01/17	Vanderbilt [SEC]		L	35-29	2-5 • 1-5
01/18	Auburn [SEC]		W	47-43	3-5 • 2-5
01/28	LSU [SEC]		W	48-42	4-5 • 3-5
02/04	[11] Tulane [SEC]		L	64-50	4-6 • 3-6
02/08	at Alabama [SEC]		L	50-45	4-7 • 3-7
02/12	at Tennessee [SEC]		L	63-58	4-8 • 3-8
02/14	at Vanderbilt [SEC]		L	90-43	4-9 • 3-9
02/18	Florida [SEC]		L	40-37	4-10 • 3-10
02/22	Alabama [SEC]		L	43-31	4-11 • 3-11
02/25	Ole Miss [SEC]		L	52-51	4-12 • 3-12
SEC TOURNAMENT • LOUISVILLE, KENTUCKY					
03/03	vs. Tennessee		L	73-46	4-13



1949-50 • 7-11 • 6-10 SEC • 10TH

HEAD COACH • PAUL GREGORY

DATE	OPPONENT	MSU	W/L	SCORE	RECORD
12/03	Florida [SEC]		L	63-45	0-1 • 0-1
12/09	Georgia [SEC]		W	51-40	1-1 • 1-1
12/17	Alabama [SEC]		W	47-44	2-1 • 2-1
01/04	vs. [2] Kentucky [SEC • 0]		L	87-55	2-2 • 2-2
01/07	Auburn [SEC]		L	65-64	2-3 • 2-3
01/14	Vanderbilt [SEC]		L	62-50	2-4 • 2-4
01/18	Ole Miss [SEC]		W	64-60	3-4 • 3-4
01/23	[17] Tennessee [SEC]		W	65-56	4-4 • 4-4
01/30	LSU [SEC]		W	48-41	5-4 • 5-4
02/01	at Auburn [SEC]		L	65-60	5-5 • 5-5
02/04	Tulane [SEC]		W	55-53	6-5 • 6-5
02/08	at Alabama [SEC]		L	58-38	6-6 • 6-6
02/13	at Vanderbilt [SEC]		L	85-50	6-7 • 6-7
02/17	at LSU [SEC]		L	68-58	6-8 • 6-8
02/18	at Tulane [SEC]		L	73-53	6-9 • 6-9
02/23	at Ole Miss [SEC]		L	62-45	6-10 • 6-10

SEC TOURNAMENT • LOUISVILLE, KENTUCKY

03/02	vs. Tulane		W	56-47	7-10
03/03	vs. [4] Kentucky		L	56-46	7-11

1950-51 • 3-16 • 2-12 SEC • 12TH

HEAD COACH • PAUL GREGORY

DATE	OPPONENT	MSU	W/L	SCORE	RECORD
12/08	at Arkansas State		L	67-61	0-1
12/09	at Saint Louis		L	63-46	0-2
12/11	at Louisville		L	87-53	0-3
12/15	LSU [SEC]		W	94-69	1-3 • 1-0
12/16	Tulane [SEC]		L	74-52	1-4 • 1-1
01/05	at Tulane [SEC]		L	71-64	1-5 • 1-2
01/06	at LSU [SEC]		L	76-61	1-6 • 1-3
01/08	Mississippi College		W	103-52	2-6
01/15	Vanderbilt [SEC]		L	63-60	2-7 • 1-4
01/17	Ole Miss [SEC]		W	71-67	3-7 • 2-4
01/26	Georgia Tech [SEC]		L	55-46	3-8 • 2-5
02/02	[1] Kentucky [SEC]		L	80-60	3-9 • 2-6
02/05	at Alabama [SEC]		L	75-69	3-10 • 2-7
02/12	Tennessee [SEC]		L	76-75	3-11 • 2-8
02/17	at Georgia [SEC]		L	57-49	3-12 • 2-9
02/19	at Florida [SEC]		L	68-64	3-13 • 2-10
02/24	at Auburn [SEC]		L	92-85	3-14 • 2-11
02/27	at Ole Miss [SEC]		L	95-60	3-15 • 2-12

SEC TOURNAMENT • LOUISVILLE, KENTUCKY

03/01	vs. [1] Kentucky		L	92-70	3-16
-------	------------------	--	---	-------	------

1951-52 • 12-11 • 4-10 SEC • 10TH

HEAD COACH • PAUL GREGORY

DATE	OPPONENT	MSU	W/L	SCORE	RECORD
12/04	Sewanee		W	71-46	1-0
12/06	at Memphis		W	60-58	2-0
12/08	Arkansas State		W	67-43	3-0
12/10	Florida State • FSU		W	75-47	4-0
12/12	LSU [SEC]		W	59-54	5-0 • 1-0
12/13	Tulane [SEC]		W	68-60	6-0 • 2-0
12/15	Arkansas		W	79-39	7-0
12/17	at Arkansas State		W	64-63	8-0
01/05	Georgia [SEC]		W	83-55	9-0 • 3-0
01/09	at Ole Miss [SEC]		L	77-62	9-1 • 3-1
01/12	at Tulane [SEC]		L	71-58	9-2 • 3-2
01/14	at LSU [SEC]		L	103-78	9-3 • 3-3
01/18	Auburn [SEC]		L	68-61	9-4 • 3-4
01/30	at Georgia Tech [SEC]		L	66-64	9-5 • 3-5

DATE	OPPONENT	MSU	W/L	SCORE	RECORD
01/31	at Birmingham-Southern College		W	107-72	10-5
02/06	Florida [SEC]		W	72-58	11-5 • 4-5
02/09	at Vanderbilt [SEC]		L	86-61	11-6 • 4-6
02/11	at [1] Kentucky [SEC]		L	110-66	11-7 • 4-7
02/16	Alabama [SEC]		L	63-61	11-8 • 4-8
02/22	at Sewanee		W	73-67	12-8
02/23	at Tennessee [SEC]		L	78-69	12-9 • 4-9
02/26	Ole Miss [SEC]		L	73-61	12-10 • 4-10

SEC TOURNAMENT • LOUISVILLE, KENTUCKY

02/28	vs. LSU		L	77-44	12-11
-------	---------	--	---	-------	-------

1952-53 • 9-10 • 5-8 SEC • T-7TH

HEAD COACH • PAUL GREGORY

DATE	OPPONENT	MSU	W/L	SCORE	RECORD
12/01	Sewanee		W	60-53	1-0
12/06	Birmingham-Southern College		W	70-45	2-0
12/13	at Arkansas		L	102-71	2-1
12/19	at Florida [SEC]		L	79-75	2-2 • 0-1
12/20	at Florida State • FSU		L	82-52	2-3
01/05	Tennessee [SEC]		W	65-63	3-3 • 1-1
01/10	[11] LSU [SEC]		L	75-55	3-4 • 1-2
01/12	Tulane [SEC]		W	67-61	4-4 • 2-2
01/17	Ole Miss [SEC]		W	73-60	5-4 • 3-2
01/28	Samford		W	81-56	6-4
01/31	at Auburn [SEC]		L	82-60	6-5 • 3-3
02/02	at Alabama [SEC]		L	70-58	6-6 • 3-4
02/09	Georgia Tech [SEC]		W	66-62	7-6 • 4-4
02/14	Vanderbilt [SEC]		W	82-75	8-6 • 5-4
02/20	at Samford		W	91-87	9-6
02/21	at Georgia [SEC]		L	75-63	9-7 • 5-5
02/27	at [6] LSU [SEC]		L	82-47	9-8 • 5-6
02/28	at Tulane [SEC]		L	69-52	9-9 • 5-7
03/07	at Ole Miss [SEC]		L	62-46	9-10 • 5-8

1953-54 • 11-10 • 5-9 SEC • B-8TH

HEAD COACH • PAUL GREGORY

DATE	OPPONENT	MSU	W/L	SCORE	RECORD
12/04	Florida State • FSU		W	87-75	1-0
12/08	Samford		W	87-60	2-0
12/16	at Arkansas State		W	79-74	3-0
01/02	vs. Auburn [BIRM]		L	76-75	3-1
01/09	Auburn [SEC]		W	79-74	4-1 • 1-0
01/11	Alabama [SEC]		L	69-52	4-2 • 1-1
01/14	at Georgia Tech [SEC]		W	75-74	5-2 • 2-1
01/16	at Vanderbilt [SEC]		L	79-69	5-3 • 2-2
01/27	at Samford		W	72-67	6-3
01/30	at [14] LSU [SEC]		L	65-54	6-4 • 2-3
02/01	at Tulane [SEC]		L	79-56	6-5 • 2-4
02/06	at Ole Miss [SEC]		L	63-53	6-6 • 2-5
02/10	Arkansas State		W	74-71	7-6
02/13	at Tennessee [SEC]		L	97-81	7-7 • 2-6
02/15	at [1] Kentucky [SEC]		L	81-49	7-8 • 2-7
02/16	at Sewanee		W	65-61	8-8
02/20	Florida [SEC]		W	70-66	9-8 • 3-7
02/22	Georgia [SEC]		W	75-60	10-8 • 4-7
02/27	[12] LSU [SEC]		L	61-57	10-9 • 4-8
03/01	Tulane [SEC]		L	59-53	10-10 • 4-9
03/06	Ole Miss [SEC]		W	65-59	11-10 • 5-9

**1954-55 • 6-17 • 2-12 SEC • 12TH****HEAD COACH • PAUL GREGORY**

DATE	OPPONENT	MSU	W/L	SCORE	RECORD
12/06	at Washington • St. Louis		L	66-44	0-1
12/07	at Southern Illinois • Carbondale		W	72-69	1-1
12/08	at Louisville		L	113-64	1-2
12/11	Samford		W	78-55	2-2
12/13	Sewanee		W	77-74	3-2
12/17	at Samford		W	82-79	4-2
01/07	at Georgia [SEC]		L	90-75	4-3 • 0-1
01/08	at Auburn [SEC]		L	79-58	4-4 • 0-2
01/10	at [20] Alabama [SEC]		L	99-73	4-5 • 0-3
01/15	Vanderbilt [SEC]		L	72-52	4-6 • 0-4
01/17	Georgia Tech [SEC]		L	90-71	4-7 • 0-5
01/19	Florida State • FSU		L	91-76	4-8
01/29	LSU [SEC]		L	67-63	4-9 • 0-6
01/31	Tulane [SEC]		L	69-60	4-10 • 0-7
02/04	at Memphis		L	94-68	4-11
02/07	[1] Kentucky [SEC]		L	61-56	4-12 • 0-8
02/10	Ole Miss [SEC]		L	66-58	4-13 • 0-9
02/12	Tennessee [SEC]		L	93-67	4-14 • 0-10
02/19	at Florida [SEC]		L	77-66	4-15 • 0-11
02/21	at Florida State • FSU		L	102-86	4-16
02/26	at LSU [SEC]		W	84-80	5-16 • 1-11
02/28	at Tulane [SEC]		L	78-59	5-17 • 1-12
03/05	at Ole Miss [SEC]		W	60-56	6-17 • 2-12

1955-56 • 12-12 • 6-8 SEC • T-6TH**HEAD COACH • BABE MCCARTHY**

DATE	OPPONENT	MSU	W/L	SCORE	RECORD
12/02	Samford		W	108-65	1-0
12/12	Rhodes College		W	76-63	2-0
12/14	at Arkansas State		L	76-61	2-1

CARROUSEL CLASSIC • CHARLOTTE, NORTH CAROLINA

12/19	vs. Wake Forest		L	95-68	2-2
12/20	vs. Davidson		W	89-82	3-2
12/21	vs. Florida State • FSU		W	79-71 • OT	4-2
01/07	Auburn [SEC]		L	81-68	4-3 • 0-1
01/09	[17] Alabama [SEC]		L	87-75	4-4 • 0-2
01/14	at Georgia Tech [SEC]		L	87-59	4-5 • 0-3
01/16	at [4] Vanderbilt [SEC]		L	69-49	4-6 • 0-4
01/17	at Sewanee		L	76-72	4-7
01/21	Arkansas State		W	86-78	5-7
01/27	at [19] Memphis		L	105-73	5-8
01/30	at Ole Miss [SEC]		W	100-79	6-8 • 1-4
02/01	Tampa		W	89-64	7-8
02/04	at LSU [SEC]		W	87-78	8-8 • 2-4
02/06	at Tulane [SEC]		L	110-72	8-9 • 2-5
02/11	at Tennessee [SEC]		W	75-58	9-9 • 3-5
02/13	at [7] Kentucky [SEC]		L	86-65	9-10 • 3-6
02/18	Florida [SEC]		W	84-74	10-10 • 4-6
02/20	Georgia [SEC]		W	83-71	11-10 • 5-6
02/25	LSU [SEC]		L	79-71	11-11 • 5-7
02/27	Tulane [SEC]		L	83-78	11-12 • 5-8
03/01	Ole Miss [SEC]		W	82-74	12-12 • 6-8

1956-57 • 17-8 • 9-5 SEC • T-3RD**HEAD COACH • BABE MCCARTHY****FINAL AP RANKING • NO. 15**

DATE	OPPONENT	MSU	W/L	SCORE	RECORD
11/30	Union		W	87-64	1-0
12/03	Samford		W	106-70	2-0
12/05	Memphis		L	89-78	2-1
12/08	at Mississippi College		W	99-80	3-1
12/10	at Rhodes College		W	83-56	4-1
12/15	Mississippi College		W	83-67	5-1
12/17	Arkansas State		W	102-80	6-1

EVANSVILLE HOLIDAY TOURNAMENT • EVANSVILLE, INDIANA

12/28	vs. Denver		W	69-65	7-1
12/31	at Murray State		L	91-80	7-2
01/05	at Auburn [SEC]		L	86-66	7-3 • 0-1
01/07	at Alabama [SEC]		L	83-78	7-4 • 0-2
01/12	Georgia Tech [SEC]		L	80-77	7-5 • 0-3
01/14	[6] Vanderbilt [SEC]		W	63-62	8-5 • 1-3
01/19	Ole Miss [SEC]		W	82-72	9-5 • 2-3
01/26	at Memphis		L	86-83	9-6
02/01	LSU [SEC]		W	81-72	10-6 • 3-3
02/02	[14] Tulane [SEC]		W	85-72	11-6 • 4-3
02/09	Tennessee [SEC]		W	97-90 • 2OT	12-6 • 5-3
02/11	[3] Kentucky [SEC]		W	89-81	13-6 • 6-3
02/15	at Tampa		W	113-87	14-6
02/16	at Florida [SEC]		L	89-80	14-7 • 6-4
02/18	at Georgia [SEC]		W	86-73	15-7 • 7-4
02/22	at LSU [SEC]	[19]	W	94-76	16-7 • 8-4
02/23	at Tulane [SEC]	[19]	L	81-79	16-8 • 8-5
02/28	at Ole Miss [SEC]	[20]	W	81-73	17-8 • 9-5

1957-58 • 20-5 • 9-5 SEC • T-3RD**HEAD COACH • BABE MCCARTHY****FINAL AP RANKING • NO. 15**

DATE	OPPONENT	MSU	W/L	SCORE	RECORD
12/02	at Union		W	80-56	1-0
12/05	Samford		W	114-57	2-0
12/07	Rhodes College		W	97-75	3-0
12/11	at [20] Memphis		W	56-54	4-0

BIRMINGHAM CLASSIC • BIRMINGHAM, ALABAMA

12/13	vs. Miami • Florida		W	66-63	5-0
12/14	vs. Auburn		W	52-37	6-0
12/19	Murray State	[18]	W	86-69	7-0

MSU HOLIDAY TOURNAMENT • STARKVILLE, MISSISSIPPI

12/27	Ole Miss	[10]	W	66-53	8-0
12/28	Morehead State	[10]	W	46-41	9-0
01/04	Auburn [SEC]	[9]	W	70-42	10-0 • 1-0
01/06	Alabama [SEC]	[9]	W	46-42	11-0 • 2-0
01/11	at Georgia Tech [SEC]	[5]	L	78-61	11-1 • 2-1
01/13	at Vanderbilt [SEC]	[5]	L	74-62	11-2 • 2-2
01/18	at Ole Miss [SEC]	[11]	L	67-62	11-3 • 2-3
01/25	at Murray State	[14]	W	75-57	12-3
01/27	Southeastern Louisiana	[14]	W	75-61	13-3
02/01	at LSU [SEC]	[14]	W	71-54	14-3 • 3-3
02/03	at Tulane [SEC]	[14]	W	71-63	15-3 • 4-3
02/08	at Tennessee [SEC]	[17]	L	104-83	15-4 • 4-4
02/10	at [12] Kentucky [SEC]	[17]	L	72-62	15-5 • 4-5
02/15	Florida [SEC]	[18]	W	90-78	16-5 • 5-5
02/17	Georgia [SEC]	[18]	W	92-77	17-5 • 6-5
02/22	LSU [SEC]	[18]	W	95-72	18-5 • 7-5
02/24	Tulane [SEC]	[18]	W	74-62	19-5 • 8-5
02/27	Ole Miss [SEC]	[16]	W	91-60	20-5 • 9-5



1958-59 • 24-1 • 13-1 SEC • 1ST

HEAD COACH - BABE MCCARTHY

SEC REGULAR SEASON CHAMPIONS

FINAL AP RANKING - NO. 3

FINAL UPI RANKING • NO. 6

DATE	OPPONENT	MSU	W/L	SCORE	RECORD
12/01	Southeastern Louisiana		W	94-72	1-0
12/04	Union		W	121-78	2-0
12/06	at Rhodes College		W	91-46	3-0
12/08	at Arkansas State		W	72-57	4-0
12/13	at Murray State	[8]	W	63-62	5-0
12/15	Arkansas State	[8]	W	98-71	6-0
12/19	Morehead State	[8]	W	87-63	7-0

SUGAR BOWL CLASSIC - NEW ORLEANS, LOUISIANA

12/29	vs. Maryland	[7]	W	56-45	8-0
12/30	vs. Memphis	[8]	W	73-55	9-0
01/03	at [9] Auburn [SEC]	[8]	L	97-66	9-1 • 0-1
01/05	at Alabama [SEC]	[8]	W	81-64	10-1 • 1-1
01/10	Georgia Tech [SEC]	[12]	W	75-67	11-1 • 2-1
01/12	Vanderbilt [SEC]	[12]	W	83-65	12-1 • 3-1
01/17	Ole Miss [SEC]	[12]	W	87-58	13-1 • 4-1
01/24	Murray State	[11]	W	63-48	14-1
01/29	at Memphis	[11]	W	53-52	15-1
01/31	LSU [SEC]	[11]	W	78-71	16-1 • 5-1
02/02	Tulane [SEC]	[11]	W	55-46	17-1 • 6-1
02/07	Tennessee [SEC]	[11]	W	52-45	18-1 • 7-1
02/09	[1] Kentucky [SEC]	[11]	W	66-58	19-1 • 8-1
02/14	at Florida [SEC]	[10]	W	105-68	20-1 • 9-1
02/16	at Georgia [SEC]	[10]	W	76-56	21-1 • 10-1
02/21	at LSU [SEC]	[5]	W	75-67	22-1 • 11-1
02/23	at Tulane [SEC]	[5]	W	65-51	23-1 • 12-1
02/28	at Ole Miss [SEC]	[5]	W	23-16	24-1 • 13-1

1959-60 • 12-13 • 5-9 SEC • 9TH

HEAD COACH - BABE MCCARTHY

DATE	OPPONENT	MSU	W/L	SCORE	RECORD
12/02	Troy		W	66-50	1-0
12/05	Southeastern Louisiana		W	83-65	2-0
12/07	Union		W	88-68	3-0
12/09	vs. Louisiana Tech [J]		L	71-62	3-1
12/12	Louisiana College		W	90-61	4-1

MURRAY STATE INVITATIONAL - MURRAY, KENTUCKY

12/18	vs. Baylor		W	70-61 • OT	5-1
12/19	vs. Memphis		L	79-62	5-2

SUGAR BOWL CLASSIC - NEW ORLEANS, LOUISIANA

12/29	vs. Western Kentucky • WKU		L	61-50	5-3
12/30	vs. Virginia Tech		L	82-61	5-4
01/02	Auburn [SEC]		L	64-48	5-5 • 0-1
01/04	Alabama [SEC]		W	85-56	6-5 • 1-1
01/09	at [6] Georgia Tech [SEC]		L	82-60	6-6 • 1-2
01/11	at Vanderbilt [SEC]		L	79-72	6-7 • 1-3
01/16	at Ole Miss [SEC]		L	67-60	6-8 • 1-4
01/23	Loyola • New Orleans		W	76-60	7-8
01/30	at LSU [SEC]		W	71-60	8-8 • 2-4
02/01	at Tulane [SEC]		L	51-47 • OT	8-9 • 2-5
02/06	at Tennessee [SEC]		L	48-38	8-10 • 2-6
02/08	at Kentucky [SEC]		L	90-59	8-11 • 2-7
02/09	at Morehead State		W	75-73 • OT	9-11
02/13	Georgia [SEC]		L	67-62 • OT	9-12 • 2-8
02/15	Florida [SEC]		W	81-75	10-12 • 3-8
02/20	LSU [SEC]		L	69-64	10-13 • 3-9
02/22	Tulane [SEC]		W	70-66	11-13 • 4-9
02/27	Ole Miss [SEC]		W	72-54	12-13 • 5-9

1960-61 • 19-6 • 11-3 SEC • 1ST

HEAD COACH - BABE MCCARTHY

SEC REGULAR SEASON CHAMPIONS

DATE	OPPONENT	MSU	W/L	SCORE	RECORD
12/03	Southeastern Louisiana		W	77-55	1-0
12/05	Union		W	115-59	2-0
12/08	at Louisiana Tech		L	61-60	2-1
12/10	vs. Louisiana College [J]		W	117-86	3-1
12/13	Spring Hill College		W	98-75	4-1
12/17	Murray State		W	94-81	5-1
12/19	at Loyola • New Orleans		L	83-60	5-2
12/29	at Rice		W	68-60	6-2
12/30	vs. Texas [H]		L	93-82	6-3
01/03	Delta State		W	92-53	7-3
01/07	at [10] Auburn [SEC]		W	56-48	8-3 • 1-0
01/10	at Alabama [SEC]		W	80-63	9-3 • 2-0
01/14	Vanderbilt [SEC]		W	74-65	10-3 • 3-0
01/16	Georgia Tech [SEC]		W	62-61 • OT	11-3 • 4-0
01/21	Ole Miss [SEC]		W	63-40	12-3 • 5-0
01/28	at Delta State		W	99-77	13-3
02/04	LSU [SEC]		W	77-61	14-3 • 6-0
02/06	Tulane [SEC]		W	73-59	15-3 • 7-0
02/11	Tennessee [SEC]		W	72-67	16-3 • 8-0
02/13	Kentucky [SEC]		L	68-62	16-4 • 8-1
02/18	at Florida [SEC]		L	59-57	16-5 • 8-2
02/20	at Georgia [SEC]		W	99-77	17-5 • 9-2
02/25	at LSU [SEC]		W	56-54	18-5 • 10-2
02/27	at Tulane [SEC]		W	62-57	19-5 • 11-2
03/04	at Ole Miss [SEC]		L	74-70	19-6 • 11-3



HISTORY - YEAR-BY-YEAR RESULTS



1961-62 • 24-1 • 13-1 SEC • T-1ST

HEAD COACH - BABE MCCARTHY

SEC REGULAR SEASON CO-CHAMPIONS

FINAL AP RANKING - NO. 4

FINAL UPI RANKING - NO. 4

DATE	OPPONENT	MSU	W/L	SCORE	RECORD
12/02	Southeastern Louisiana		W	96-73	1-0
12/04	Louisiana-Lafayette - ULL		W	88-61	2-0
12/06	Louisiana Tech		W	81-58	3-0
12/09	Delta State		W	84-55	4-0
12/11	Louisiana College		W	113-70	5-0
12/15	at Murray State		W	69-57	6-0
12/19	at Memphis		W	83-71	7-0

SUGAR BOWL CLASSIC - NEW ORLEANS, LOUISIANA

12/29	vs. Maryland		W	64-62	8-0
12/30	vs. LSU		W	73-51	9-0
01/06	Auburn [SEC]	[9]	W	51-48	10-0 • 1-0
01/13	at Vanderbilt [SEC]	[7]	L	100-86	10-1 • 1-1
01/15	at Georgia Tech [SEC]	[7]	W	57-56	11-1 • 2-1
01/17	Alabama [SEC]	[10]	W	67-40	12-1 • 3-1
01/20	at Ole Miss [SEC]	[10]	W	61-57	13-1 • 4-1
01/27	Louisiana-Monroe - ULM	[10]	W	89-79	14-1
01/29	at Delta State	[10]	W	106-76	15-1
02/03	at LSU [SEC]	[10]	W	87-66	16-1 • 5-1
02/05	at Tulane [SEC]	[10]	W	70-59	17-1 • 6-1
02/10	at Tennessee [SEC]	[9]	W	91-67	18-1 • 7-1
02/12	at [2] Kentucky [SEC]	[9]	W	49-44	19-1 • 8-1
02/17	Florida [SEC]	[8]	W	67-45	20-1 • 9-1
02/19	Georgia [SEC]	[8]	W	83-74	21-1 • 10-1
02/24	LSU [SEC]	[5]	W	58-48	22-1 • 11-1
02/26	Tulane [SEC]	[5]	W	83-62	23-1 • 12-1
03/03	Ole Miss [SEC]	[5]	W	63-58	24-1 • 13-1

1962-63 • 22-6 • 12-2 SEC • 1ST

HEAD COACH - BABE MCCARTHY

SEC REGULAR SEASON CHAMPIONS

NCAA TOURNAMENT - ROUND OF 16

FINAL AP RANKING - NO. 6

FINAL UPI RANKING - NO. 7

DATE	OPPONENT	MSU	W/L	SCORE	RECORD
12/04	Arkansas-Monticello	[5]	W	90-55	1-0
12/06	at Louisiana Tech	[5]	W	80-61	2-0
12/08	at Louisiana-Monroe - ULM	[5]	W	79-56	3-0
12/10	Louisiana College	[5]	W	83-59	4-0
12/15	vs. Memphis [J]	[5]	W	77-66	5-0
12/17	at Virginia Tech	[5]	L	82-65	5-1
12/19	Christian Brothers	[5]	W	106-71	6-1

SUGAR BOWL CLASSIC - NEW ORLEANS, LOUISIANA

12/28	vs. Houston	[10]	L	79-76 • OT	6-2
12/29	vs. Xavier - Ohio	[10]	W	75-66	7-2
01/01	Delta State		W	106-77	8-2
01/05	at [10] Auburn [SEC]		W	62-53	9-2 • 1-0
01/07	at Alabama [SEC]		L	77-72 • OT	9-3 • 1-1
01/12	Vanderbilt [SEC]		W	58-55	10-3 • 2-1

DATE	OPPONENT	MSU	W/L	SCORE	RECORD
01/14	[7] Georgia Tech [SEC]		W	81-69	11-3 • 3-1
01/19	Ole Miss [SEC]	[9]	W	78-64	12-3 • 4-1
01/26	at Memphis	[9]	L	71-65	12-4
01/28	vs. Southern Miss - USM [J]	[9]	W	62-52	13-4
02/02	LSU [SEC]		W	73-66	14-4 • 5-1
02/04	Tulane [SEC]		W	91-73	15-4 • 6-1
02/09	Tennessee [SEC]	[8]	W	63-59	16-4 • 7-1
02/11	Kentucky [SEC]	[8]	W	56-52	17-4 • 8-1
02/16	at Florida [SEC]	[6]	L	73-52	17-5 • 8-2
02/18	at Georgia [SEC]	[6]	W	86-75	18-5 • 9-2
02/23	at LSU [SEC]	[8]	W	99-64	19-5 • 10-2
02/25	at Tulane [SEC]	[8]	W	78-67	20-5 • 11-2
03/02	at Ole Miss [SEC]	[7]	W	75-72	21-5 • 12-2

NCAA MIDEAST REGIONAL SEMIFINAL - EAST LANSING, MICHIGAN

03/15 vs. [3] Loyola - Chicago [6] L 61-51 21-6

NCAA MIDEAST REGIONAL 3RD PLACE - EAST LANSING, MICHIGAN

03/16 vs. Bowling Green [6] W 65-60 22-6

1963-64 • 9-17 • 4-10 SEC • 11TH

HEAD COACH - BABE MCCARTHY

DATE	OPPONENT	MSU	W/L	SCORE	RECORD
12/02	Louisiana Tech		W	105-61	1-0
12/04	Virginia Tech		L	93-77	1-1
12/07	Louisiana College		W	84-67	2-1
12/09	at Delta State		W	67-52	3-1
12/14	vs. Memphis [J]		L	73-65	3-2
12/16	vs. Southern Miss - USM [J]		L	65-60	3-3

BLUEBONNET CLASSIC - HOUSTON, TEXAS

12/19	at Houston		L	69-61	3-4
12/20	vs. Texas A&M		L	58-54	3-5

ALL-AMERICAN CLASSIC - OWENSBORO, KENTUCKY

12/27	vs. Virginia - UVA		L	81-68	3-6
12/28	vs. George Washington		W	89-81	4-6
01/04	Auburn [SEC]		L	64-63 • OT	4-7 • 0-1
01/06	Alabama [SEC]		W	69-56	5-7 • 1-1
01/11	at [7] Vanderbilt [SEC]		L	90-56	5-8 • 1-2
01/13	at Georgia Tech [SEC]		L	59-45	5-9 • 1-3
01/18	at Ole Miss [SEC]		L	77-75	5-10 • 1-4
01/25	at Memphis		L	81-66	5-11
01/27	Southeastern Louisiana		W	113-73	6-11
01/31	at LSU [SEC]		L	87-71	6-12 • 1-5
02/01	at Tulane [SEC]		W	81-77	7-12 • 2-5
02/08	at Tennessee [SEC]		L	82-58	7-13 • 2-6
02/10	at [3] Kentucky [SEC]		L	65-59	7-14 • 2-7
02/15	Florida [SEC]		W	68-61	8-14 • 3-7
02/17	Georgia [SEC]		L	73-61	8-15 • 3-8
02/21	LSU [SEC]		L	63-60	8-16 • 3-9
02/22	Tulane [SEC]		W	78-71	9-16 • 4-9
02/29	Ole Miss [SEC]		L	78-61	9-17 • 4-10

**1964-65 • 10-16 • 6-10 SEC • 8TH****HEAD COACH • BABE MCCARTHY**

DATE	OPPONENT	MSU	W/L	SCORE	RECORD
12/01	Louisiana-Monroe • ULM		W	72-71	1-0
12/04	Louisiana-Lafayette • ULL		W	74-73	2-0
12/09	Georgia Tech		L	83-65	2-1
12/12	at Louisiana Tech		W	82-78	3-1

VIRGINIA TECH INVITATIONAL • BLACKSBURG, VIRGINIA

12/18	vs. North Carolina		L	84-80	3-2
12/19	at Virginia Tech		L	104-75	3-3

MAGNOLIA INVITATIONAL • JACKSON, MISSISSIPPI

12/29	vs. Mississippi College		L	72-57	3-4
12/30	vs. Delta State		W	82-63	4-4
01/02	Auburn [SEC]		L	71-70	4-5 • 0-1
01/04	Alabama [SEC]		W	96-68	5-5 • 1-1
01/09	Vanderbilt [SEC]		L	94-70	5-6 • 1-2
01/11	at Alabama [SEC]		L	95-83	5-7 • 1-3
01/14	Florida [SEC]		L	74-59	5-8 • 1-4
01/16	Georgia [SEC]		W	79-74	6-8 • 2-4
01/23	Ole Miss [SEC]		W	101-72	7-8 • 3-4
01/25	at Georgia Tech		L	75-73	7-9
01/28	vs. Arkansas [I]		L	84-69	7-10
01/30	LSU [SEC]		W	76-74	8-10 • 4-4
02/01	Tulane [SEC]		L	73-70	8-11 • 4-5
02/06	at Tennessee [SEC]		L	77-57	8-12 • 4-6
02/08	at Kentucky [SEC]		L	74-56	8-13 • 4-7
02/13	at Florida [SEC]		L	68-51	8-14 • 4-8
02/15	at Georgia [SEC]		L	82-62	8-15 • 4-9
02/20	at LSU [SEC]		L	94-75	8-16 • 4-10
02/22	at Tulane [SEC]		W	91-72	9-16 • 5-10
02/27	at Ole Miss [SEC]		W	78-77 • OT	10-16 • 6-10

1965-66 • 14-11 • 10-6 SEC • T-3RD**HEAD COACH • JOE DAN GOLD**

DATE	OPPONENT	MSU	W/L	SCORE	RECORD
12/02	Louisiana-Monroe • ULM		L	78-72 • OT	0-1
12/04	at Virginia Tech		L	79-59	0-2
12/11	Louisiana Tech		W	82-70	1-2
12/13	Louisiana-Lafayette • ULL		W	88-73	2-2
12/18	Louisiana College		W	92-77	3-2

CHARLOTTE INVITATIONAL • CHARLOTTE, NORTH CAROLINA

12/28	vs. Princeton		L	69-67	3-3
12/29	vs. Davidson		L	72-60	3-4
01/03	at Auburn [SEC]		W	83-72	4-4 • 1-0
01/06	Stetson		W	87-76	5-4
01/08	at Tulane [SEC]		L	81-71	5-5 • 1-1
01/10	at LSU [SEC]		W	74-71	6-5 • 2-1
01/15	Tennessee [SEC]		W	75-74 • 2OT	7-5 • 3-1
01/25	Alabama [SEC]		L	71-63	7-6 • 3-2
01/27	vs. Arkansas [LR]		L	69-61	7-7
01/29	Florida [SEC]		W	76-68	8-7 • 4-2
01/31	Georgia [SEC]		W	58-54	9-7 • 5-2
02/05	LSU [SEC]		W	66-61	10-7 • 6-2
02/07	Tulane [SEC]		W	65-63	11-7 • 7-2
02/12	at Georgia [SEC]		L	83-71	11-8 • 7-3
02/14	at Florida [SEC]		L	78-74	11-9 • 7-4
02/16	at Ole Miss [SEC]		W	90-74	12-9 • 8-4
02/19	[1] Kentucky [SEC]		L	73-69	12-10 • 8-5
02/26	at Alabama [SEC]		L	77-76	12-11 • 8-6
03/02	Ole Miss [SEC]		W	96-76	13-11 • 9-6
03/05	at [5] Vanderbilt [SEC]		W	92-90	14-11 • 10-6

1966-67 • 14-11 • 8-10 SEC • T-5TH**HEAD COACH • JOE DAN GOLD**

DATE	OPPONENT	MSU	W/L	SCORE	RECORD
12/01	at Louisiana-Monroe • ULM		W	81-70	1-0

USM INVITATIONAL • HATTIESBURG, MISSISSIPPI

12/07	vs. Texas A&M		W	62-49	2-0
12/08	at Southern Miss • USM		W	72-63	3-0
12/10	at Louisiana Tech		W	90-73	4-0
12/12	Samford		W	96-65	5-0
12/17	LSU [SEC]		W	98-84	6-0 • 1-0
12/19	Alabama [SEC]		W	63-59	7-0 • 2-0
12/31	at Georgia [SEC]		W	93-71	8-0 • 3-0
01/02	at Florida [SEC]		L	63-54	8-1 • 3-1
01/07	Georgia [SEC]	[10]	W	92-63	9-1 • 4-1
01/09	Auburn [SEC]	[10]	W	59-54 • OT	10-1 • 5-1
01/12	at Delta State		W	68-65	11-1
01/23	at Alabama [SEC]		L	91-74	11-2 • 5-2
01/28	at [9] Vanderbilt [SEC]		L	79-64	11-3 • 5-3
01/30	at Tennessee [SEC]		L	67-45	11-4 • 5-4
02/01	Ole Miss [SEC]		L	71-70	11-5 • 5-5
02/07	at Memphis		L	61-53	11-6
02/11	at Kentucky [SEC]		W	77-72 • OT	12-6 • 6-5
02/13	at Auburn [SEC]		L	68-57	12-7 • 6-6
02/18	Kentucky [SEC]		L	103-74	12-8 • 6-7
02/20	at LSU [SEC]		W	66-64	13-8 • 7-7
02/25	Florida [SEC]		L	59-54	13-9 • 7-8
02/27	Vanderbilt [SEC]		W	74-71	14-9 • 8-8
03/04	at Ole Miss [SEC]		L	58-57	14-10 • 8-9
03/06	[8] Tennessee [SEC]		L	78-76 • 3OT	14-11 • 8-10

1967-68 • 9-17 • 5-13 SEC • 8TH**HEAD COACH • JOE DAN GOLD**

DATE	OPPONENT	MSU	W/L	SCORE	RECORD
12/05	at Wichita State		L	97-67	0-1
12/07	at Samford		L	66-63	0-2
12/11	Memphis		W	71-66	1-2

BLUEBONNET CLASSIC • HOUSTON, TEXAS

12/13	vs. Montana State		L	81-73	1-3
12/14	vs. George Washington		W	70-55	2-3
12/18	at Alabama [SEC]		L	80-69	2-4 • 0-1
12/22	at LSU [SEC]		L	111-87	2-5 • 0-2

GATOR BOWL CLASSIC • JACKSONVILLE, FLORIDA

12/27	vs. Washington		L	82-80	2-6
12/28	vs. Florida		W	66-65	3-6
01/01	Florida [SEC]		W	56-55	4-6 • 1-2
01/06	at Georgia [SEC]		L	72-69	4-7 • 1-3
01/08	at Auburn [SEC]		W	66-62	5-7 • 2-3
01/11	Delta State		W	80-64	6-7
01/17	Georgia [SEC]		L	81-77	6-8 • 2-4
01/22	Alabama [SEC]		W	72-69	7-8 • 3-4
01/27	[7] Vanderbilt [SEC]		L	90-69	7-9 • 3-5
01/29	[6] Tennessee [SEC]		L	65-57	7-10 • 3-6
01/31	at Ole Miss [SEC]		L	63-53	7-11 • 3-7
02/10	[8] Kentucky [SEC]		L	92-84	7-12 • 3-8
02/12	Auburn [SEC]		L	74-72	7-13 • 3-9
02/17	at [8] Kentucky [SEC]		L	107-81	7-14 • 3-10
02/19	LSU [SEC]		L	94-83	7-15 • 3-11
02/24	at Florida [SEC]		W	71-67	8-15 • 4-11
02/26	at [9] Vanderbilt [SEC]		L	84-73	8-16 • 4-12
03/02	Ole Miss [SEC]		W	88-79	8-17 • 5-12
03/04	at Tennessee [SEC]		L	63-51	9-17 • 5-13

1968-69 • 8-17 • 6-12 SEC • 9TH
HEAD COACH • JOE DAN GOLD

DATE	OPPONENT	MSU	W/L	SCORE	RECORD
12/02	Louisiana College		W	79-69	1-0
12/06	Louisiana Tech		W	83-73	2-0
12/09	Samford		L	68-59	2-1
12/14	at Vanderbilt [SEC]		L	102-87	2-2 • 0-1
12/16	Auburn [SEC]		W	65-59	3-2 • 1-1

BAYOU CLASSIC • LAFAYETTE, LOUISIANA

12/20	at Louisiana-Lafayette • ULL		L	81-70	3-3
12/21	vs. Hawaii		L	74-69	3-4

MOTOR CITY CLASSIC • DETROIT, MICHIGAN

12/27	at [11] Detroit		L	86-62	3-5
12/28	vs. Miami • Ohio		L	76-56	3-6
01/04	Tennessee [SEC]		W	58-57	4-6 • 2-1
01/06	[3] Kentucky [SEC]		L	91-72	4-7 • 2-2
01/10	at Ole Miss [SEC]		L	67-60	4-8 • 2-3
01/25	at Florida [SEC]		L	70-64	4-9 • 2-4
01/27	at Georgia [SEC]		W	73-71	5-9 • 3-4
02/01	Alabama [SEC]		W	68-67 • OT	6-9 • 4-4
02/03	at LSU [SEC]		L	95-71	6-10 • 4-5
02/08	at Tennessee [SEC]		L	80-50	6-11 • 4-6
02/10	at [4] Kentucky [SEC]		L	91-69	6-12 • 4-7
02/12	at Auburn [SEC]		L	87-68	6-13 • 4-8
02/15	Ole Miss [SEC]		W	64-60	7-13 • 5-8
02/22	Florida [SEC]		L	96-79	7-14 • 5-9
02/24	Georgia [SEC]		L	95-80	7-15 • 5-10
03/03	LSU [SEC]		L	99-89	7-16 • 5-11
03/05	at Alabama [SEC]		W	67-60	8-16 • 6-11
03/08	Vanderbilt [SEC]		L	120-83	8-17 • 6-12

1969-70 • 6-18 • 3-15 SEC • 10TH
HEAD COACH • JOE DAN GOLD

DATE	OPPONENT	MSU	W/L	SCORE	RECORD
12/01	South Alabama • USA		W	93-71	1-0
12/04	at Louisiana College		L	77-71	1-1
12/06	at Louisiana Tech		L	78-71	1-2

LIBERTY BOWL CLASSIC • MEMPHIS, TENNESSEE

12/10	at Memphis		L	83-74	1-3
12/11	vs. Arkansas		W	76-74 • OT	2-3
12/13	Vanderbilt [SEC]		L	93-79	2-4 • 0-1
12/15	at Auburn [SEC]		L	94-66	2-5 • 0-2
12/18	Delta State		W	86-64	3-5
01/03	at [6] Tennessee [SEC]		L	58-56	3-6 • 0-3
01/05	at [1] Kentucky [SEC]		L	111-76	3-7 • 0-4
01/09	Ole Miss [SEC]		L	58-57	3-8 • 0-5
01/24	Florida [SEC]		W	79-77	4-8 • 1-5
01/26	Georgia [SEC]		L	79-76	4-9 • 1-6
01/31	at Alabama [SEC]		L	95-75	4-10 • 1-7
02/02	at LSU [SEC]		L	109-91	4-11 • 1-8
02/07	Tennessee [SEC]		L	72-60	4-12 • 1-9
02/09	[3] Kentucky [SEC]		L	86-57	4-13 • 1-10
02/11	Auburn [SEC]		L	71-69 • OT	4-14 • 1-11
02/13	at Ole Miss [SEC]		L	57-55	4-15 • 1-12
02/21	at Florida [SEC]		L	87-70	4-16 • 1-13
02/23	at Georgia [SEC]		W	86-77	5-16 • 2-13
02/28	Alabama [SEC]		W	87-77	6-16 • 3-13
03/02	LSU [SEC]		L	97-87	6-17 • 3-14
03/07	at Vanderbilt [SEC]		L	78-72	6-18 • 3-15


1970-71 • 15-10 • 9-9 SEC • T-4TH
HEAD COACH • KERMIT DAVIS

DATE	OPPONENT	MSU	W/L	SCORE	RECORD
12/01	Louisiana College		W	73-54	1-0
12/03	at South Alabama • USA		W	50-38	2-0
12/07	Sewanee		W	102-73	3-0
12/09	at Delta State		W	59-55	4-0
12/12	at Vanderbilt [SEC]		L	86-73	4-1 • 0-1
12/14	Auburn [SEC]		L	73-70	4-2 • 0-2
12/17	at Arkansas		W	69-67	5-2

POINSETTIA CLASSIC • GREENVILLE, SOUTH CAROLINA

12/28	at Furman		W	84-74	6-2
12/29	vs. Arizona		L	77-75	6-3
01/02	[10] Tennessee [SEC]		W	69-67	7-3 • 1-2
01/04	[8] Kentucky [SEC]		L	79-71	7-4 • 1-3
01/08	at Ole Miss [SEC]		L	83-74	7-5 • 1-4
01/14	at Florida [SEC]		W	72-58	8-5 • 2-4
01/25	at Georgia [SEC]		W	67-66 • OT	9-5 • 3-4
01/30	Alabama [SEC]		W	71-67 • OT	10-5 • 4-4
02/01	at LSU [SEC]		L	90-71	10-6 • 4-5
02/06	at [11] Tennessee [SEC]		L	88-65	10-7 • 4-6
02/08	at [8] Kentucky [SEC]		L	102-83	10-8 • 4-7
02/10	at Auburn [SEC]		L	92-68	10-9 • 4-8
02/13	Ole Miss [SEC]		W	75-67	11-9 • 5-8
02/20	Florida [SEC]		W	70-65	12-9 • 6-8
02/22	Georgia [SEC]		W	62-57	13-9 • 7-8
02/27	at Alabama [SEC]		L	79-78 • 3OT	13-10 • 7-9
03/01	LSU [SEC]		W	78-70	14-10 • 8-9
03/06	Vanderbilt [SEC]		W	81-73	15-10 • 9-9

**1971-72 • 13-13 • 6-12 SEC • T-7TH****HEAD COACH • KERMIT DAVIS**

DATE	OPPONENT	MSU	W/L	SCORE	RECORD
12/01	South Alabama • USA		W	71-66	1-0
12/04	at Sewanee		W	69-48	2-0
12/06	at Charlotte		W	87-68	3-0

ALABAMA CLASSIC • TUSCALOOSA, ALABAMA

12/09	vs. Southern Miss • USM		W	77-73	4-0
12/10	vs. South Florida • USF		W	90-77	5-0
12/13	at Auburn [SEC]	L		85-75	5-1 • 0-1

MARSHALL INVITATIONAL • HUNTINGTON, WEST VIRGINIA

12/17	at Marshall	L		95-69	5-2
12/18	vs. Rhode Island • URI	W		86-72	6-2
01/01	Vanderbilt [SEC]	W		76-69	7-2 • 1-1
01/04	Arkansas	W		78-75	8-2
01/08	at Tennessee [SEC]	L		82-49	8-3 • 1-2
01/10	at [19] Kentucky [SEC]	L		104-76	8-4 • 1-3
01/15	Ole Miss [SEC]	L		68-66	8-5 • 1-4
01/29	Florida [SEC]	W		69-68	9-5 • 2-4
02/01	Georgia [SEC]	W		62-58 • OT	10-5 • 3-4
02/05	at Alabama [SEC]	L		77-71	10-6 • 3-5
02/07	at LSU [SEC]	L		62-60	10-7 • 3-6
02/12	Tennessee [SEC]	L		71-61	10-8 • 3-7
02/14	[17] Kentucky [SEC]	L		63-55	10-9 • 3-8
02/19	at Ole Miss [SEC]	L		65-64	10-10 • 3-9
02/21	Auburn [SEC]	W		62-60	11-10 • 4-9
02/26	at Florida [SEC]	L		88-80	11-11 • 4-10
02/28	at Georgia [SEC]	L		87-82	11-12 • 4-11
03/02	LSU [SEC]	W		89-71	12-12 • 5-11
03/04	Alabama [SEC]	W		97-91 • OT	13-12 • 6-11
03/09	at Vanderbilt [SEC]	L		104-82	13-13 • 6-12

1972-73 • 11-15 • 4-14 SEC • T-9TH**HEAD COACH • KERMIT DAVIS**

DATE	OPPONENT	MSU	W/L	SCORE	RECORD
12/01	Samford	W		86-61	1-0
12/04	Texas	W		80-69	2-0
12/06	at South Alabama • USA	W		72-67 • OT	3-0
12/08	Sewanee	W		83-65	4-0

PACEMAKER CLASSIC • MONROE, LOUISIANA

12/28	vs. North Texas	W		66-65	5-0
12/29	vs. East Carolina • ECU	W		69-64	6-0

SENIOR BOWL TOURNAMENT • MOBILE, ALABAMA

01/02	vs. Michigan State	L		90-82	6-1
01/03	vs. Hawaii	W		97-85	7-1
01/06	Tennessee [SEC]	L		86-67	7-2 • 0-1
01/08	Kentucky [SEC]	L		90-81	7-3 • 0-2
01/13	Ole Miss [SEC]	L		74-61	7-4 • 0-3
01/15	at Auburn [SEC]	L		82-77	7-5 • 0-4
01/20	at [18] Vanderbilt [SEC]	L		75-69	7-6 • 0-5
01/27	at Florida [SEC]	L		66-64	7-7 • 0-6
01/29	at Georgia [SEC]	W		90-84	8-7 • 1-6
02/03	at [6] Alabama [SEC]	L		96-86	8-8 • 1-7
02/05	LSU [SEC]	L		84-78	8-9 • 1-8
02/10	at Tennessee [SEC]	L		93-76	8-10 • 1-9
02/12	at Kentucky [SEC]	L		100-87 • OT	8-11 • 1-10
02/17	at Ole Miss [SEC]	L		83-64	8-12 • 1-11
02/19	Auburn [SEC]	W		94-87	9-12 • 2-11
02/24	Florida [SEC]	W		81-75	10-12 • 3-11
02/26	Georgia [SEC]	W		72-68	11-12 • 4-11
03/01	at LSU [SEC]	L		94-82	11-13 • 4-12
03/03	Alabama [SEC]	L		92-87	11-14 • 4-13
03/10	Vanderbilt [SEC]	L		74-70	11-15 • 4-14

1973-74 • 16-10 • 8-10 SEC • 7TH**HEAD COACH • KERMIT DAVIS**

DATE	OPPONENT	MSU	W/L	SCORE	RECORD
12/01	Charleston	W		88-64	1-0
12/03	at Texas	W		87-82	2-0
12/05	Samford	W		110-74	3-0
12/18	at Georgia Tech	W		85-77	4-0
12/22	Houston Baptist	W		85-74	5-0
12/29	Christian Brothers	W		73-62	6-0
01/02	Southern Illinois • Edwardsville	W		86-81	7-0
01/05	Florida [SEC]	W		91-70	8-0 • 1-0
01/07	at [10] Vanderbilt [SEC]	L		75-69	8-1 • 1-1
01/10	South Florida • USF	W		86-81	9-1
01/12	at [12] Alabama [SEC]	L		85-68	9-2 • 1-2
01/14	LSU [SEC]	W		89-75	10-2 • 2-2
01/19	at Georgia [SEC]	W		76-56	11-2 • 3-2
01/21	Auburn [SEC]	L		87-81	11-3 • 3-3
01/26	at Tennessee [SEC]	L		70-61	11-4 • 3-4
01/28	at Ole Miss [SEC]	L		72-67	11-5 • 3-5
02/02	Kentucky [SEC]	L		82-70	11-6 • 3-6
02/04	at Florida [SEC]	L		78-75	11-7 • 3-7
02/09	[5] Vanderbilt [SEC]	L		60-59	11-8 • 3-8
02/11	[8] Alabama [SEC]	L		76-74	11-9 • 3-9
02/16	at LSU [SEC]	W		87-84 • OT	12-9 • 4-9
02/18	Georgia [SEC]	W		84-69	13-9 • 5-9
02/23	at Auburn [SEC]	W		67-60	14-9 • 6-9
02/25	Tennessee [SEC]	W		62-58	15-9 • 7-9
03/02	Ole Miss [SEC]	W		75-69 • OT	16-9 • 8-9
03/04	at Kentucky [SEC]	L		108-69	16-10 • 8-10

1974-75 • 9-17 • 5-13 SEC • 8TH**HEAD COACH • KERMIT DAVIS**

DATE	OPPONENT	MSU	W/L	SCORE	RECORD
11/30	Evansville	W		90-69	1-0
12/02	at Samford	W		91-80	2-0
12/04	Arkansas	L		75-72	2-1

SHOW ME CLASSIC • COLUMBIA, MISSOURI

12/06	vs. Connecticut • UConn	W		89-87	3-1
12/07	at Missouri	L		102-78	3-2
12/19	Georgia Tech	L		64-61	3-3

INDIANA HALL OF FAME CLASSIC • TERRE HAUTE, INDIANA

12/27	vs. Southern Illinois • Carbondale	W		81-75	4-3
12/28	at Indiana State	L		82-72	4-4
01/04	at Florida [SEC]	L		94-82	4-5 • 0-1
01/06	Vanderbilt [SEC]	L		96-85	4-6 • 0-2
01/11	[8] Alabama [SEC]	L		86-71	4-7 • 0-3
01/13	at LSU [SEC]	W		93-84	5-7 • 1-3
01/18	Georgia [SEC]	L		67-65	5-8 • 1-4
01/20	at Auburn [SEC]	L		98-89	5-9 • 1-5
01/25	Tennessee [SEC]	L		97-87	5-10 • 1-6
01/27	Ole Miss [SEC]	W		100-80	6-10 • 2-6
02/01	at [5] Kentucky [SEC]	L		112-79	6-11 • 2-7
02/03	Florida [SEC]	L		107-104 • 2OT	6-12 • 2-8
02/08	at Vanderbilt [SEC]	L		76-72	6-13 • 2-9
02/10	at [7] Alabama [SEC]	L		83-68	6-14 • 2-10
02/15	LSU [SEC]	W		79-71	7-14 • 3-10
02/17	at Georgia [SEC]	W		77-71	8-14 • 4-10
02/22	Auburn [SEC]	L		78-74	8-15 • 4-11
02/24	at Tennessee [SEC]	L		109-83	8-16 • 4-12
03/01	at Ole Miss [SEC]	W		84-78	9-16 • 5-12
03/08	[6] Kentucky [SEC]	L		118-80	9-17 • 5-13

**1975-76 • 13-13 • 6-12 SEC • 8TH****HEAD COACH - KERMIT DAVIS**

DATE	OPPONENT	MSU	W/L	SCORE	RECORD
12/01	Indiana State		W	85-82	1-0
12/04	Chicago State		W	113-81	2-0
12/06	Louisiana-Lafayette • ULL		W	96-75	3-0
12/17	at Evansville		L	85-73	3-1

DAYTON INVITATIONAL - DAYTON, OHIO

12/19	at Dayton		W	56-54	4-1
12/20	vs. Long Beach State		W	70-57	5-1
12/29	Samford		W	77-57	6-1
01/03	Kentucky [SEC]		W	77-73	7-1 • 1-0
01/05	Vanderbilt [SEC]	L	71-66 • OT	7-2 • 1-1	
01/10	at Florida [SEC]	L	90-78	7-3 • 1-2	
01/12	at Auburn [SEC]	L	75-70	7-4 • 1-3	
01/17	Ole Miss [SEC]	W	65-54	8-4 • 2-3	
01/19	LSU [SEC]	W	90-83	9-4 • 3-3	
01/24	at [12] Alabama [SEC]	L	92-81	9-5 • 3-4	
01/27	Missouri Western State	W	87-71	10-5	
01/31	at Georgia [SEC]	L	85-73	10-6 • 3-5	
02/02	at [9] Tennessee [SEC]	L	75-66	10-7 • 3-6	
02/07	Florida [SEC]	L	78-71 • OT	10-8 • 3-7	
02/09	Auburn [SEC]	W	75-74	11-8 • 4-7	
02/14	at Ole Miss [SEC]	W	76-66	12-8 • 5-7	
02/16	at LSU [SEC]	L	80-69	12-9 • 5-8	
02/21	[10] Alabama [SEC]	L	65-61	12-10 • 5-9	
02/28	Georgia [SEC]	W	90-79	13-10 • 6-9	
03/01	[12] Tennessee [SEC]	L	78-76	13-11 • 6-10	
03/06	at Vanderbilt [SEC]	L	76-75	13-12 • 6-11	
03/08	at Kentucky [SEC]	L	94-93 • OT	13-13 • 6-12	

1976-77 • 14-13 • 6-12 SEC • T-6TH**HEAD COACH - KERMIT DAVIS**

DATE	OPPONENT	MSU	W/L	SCORE	RECORD
11/27	Kentucky Wesleyan College		W	89-49	1-0
11/29	New Orleans		W	86-83	2-0
12/01	Troy		W	87-69	3-0
12/02	Southern Miss • USM		W	96-72	4-0
12/06	at Louisiana-Lafayette • ULL		W	78-72	5-0
12/09	Truman State		W	107-58	6-0
12/11	Texas		W	91-89 • OT	7-0

OLD DOMINION CLASSIC - NORFOLK, VIRGINIA

12/28	vs. [7] Wake Forest		W	88-83	8-0
12/29	at Old Dominion • ODU		L	82-78	8-1
01/03	at Florida [SEC]	L	97-75	8-2 • 0-1	
01/05	at Auburn [SEC]	W	81-79	9-2 • 1-1	
01/08	Ole Miss [SEC]	W	85-49	10-2 • 2-1	
01/12	LSU [SEC]	W	80-77	11-2 • 3-1	
01/15	[4] Alabama [SEC]	L	65-63	11-3 • 3-2	
01/22	at Georgia [SEC]	L	82-73	11-4 • 3-3	
01/24	at [7] Tennessee [SEC]	L	68-59	11-5 • 3-4	
01/29	Vanderbilt [SEC]	W	102-77	12-5 • 4-4	
01/31	[6] Kentucky [SEC]	L	92-85	12-6 • 4-5	
02/05	at Ole Miss [SEC]	L	82-67	12-7 • 4-6	
02/07	at LSU [SEC]	L	71-66	12-8 • 4-7	
02/12	at [7] Alabama [SEC]	L	73-69	12-9 • 4-8	
02/19	Georgia [SEC]	W	98-69	13-9 • 5-8	
02/21	[7] Tennessee [SEC]	L	76-68	13-10 • 5-9	
02/26	at Vanderbilt [SEC]	L	68-66	13-11 • 5-10	
02/28	at [2] Kentucky [SEC]	L	77-64	13-12 • 5-11	
03/05	Florida [SEC]	L	79-72	13-13 • 5-12	
03/07	Auburn [SEC]	W	89-75	14-13 • 6-12	

1977-78 • 18-9 • 13-5 SEC • 2ND**HEAD COACH - RON GREENE**

DATE	OPPONENT	MSU	W/L	SCORE	RECORD
11/26	Biscayne College		W	95-78	1-0
11/28	vs. [7] Arkansas [LR]		L	94-61	1-1
12/03	at Texas		L	81-69	1-2
12/05	Louisiana-Monroe • ULM		L	89-78	1-3
12/07	Birmingham-Southern College		W	81-55	2-3
12/10	Mansfield • Pennsylvania		W	74-54	3-3
12/19	vs. Southern Miss • USM [B]		W	82-79	4-3

LOBO INVITATIONAL - ALBUQUERQUE, NEW MEXICO

12/29	vs. [10] Syracuse		L	76-66	4-4
12/30	vs. Vermont		W	79-50	5-4
01/02	LSU [SEC]	W	84-82 • OT	6-4 • 1-0	
01/04	Ole Miss [SEC]	W	73-48	7-4 • 2-0	
01/08	at Alabama [SEC]	L	76-59	7-5 • 2-1	
01/14	at Georgia [SEC]	W	57-44	8-5 • 3-1	
01/16	at Tennessee [SEC]	W	70-68	9-5 • 4-1	
01/21	[1] Kentucky [SEC]	L	75-65	9-6 • 4-2	
01/23	Vanderbilt [SEC]	W	79-73	10-6 • 5-2	
01/28	at Florida [SEC]	W	78-74	11-6 • 6-2	
01/30	at Auburn [SEC]	L	85-74	11-7 • 6-3	
02/04	Alabama [SEC]	W	69-60	12-7 • 7-3	
02/11	Georgia [SEC]	W	68-45	13-7 • 8-3	
02/13	Tennessee [SEC]	W	62-60	14-7 • 9-3	
02/18	at [3] Kentucky [SEC]	L	58-56	14-8 • 9-4	
02/20	at Vanderbilt [SEC]	W	55-48	15-8 • 10-4	
02/25	Florida [SEC]	W	70-51	16-8 • 11-4	
02/27	Auburn [SEC]	W	83-82 • OT	17-8 • 12-4	
03/04	at LSU [SEC]	W	68-67	18-8 • 13-4	
03/06	at Ole Miss [SEC]	L	61-60	18-9 • 13-5	

1978-79 • 19-9 • 11-7 SEC • T-3RD**HEAD COACH - JIM HATFIELD****NATIONAL INVITATION TOURNAMENT - NIT ROUND OF 24**

DATE	OPPONENT	MSU	W/L	SCORE	RECORD
11/30	South Alabama • USA		W	86-78	1-0
12/02	Auburn • Montgomery		W	90-68	2-0
12/04	Southern Miss • USM		W	87-78	3-0
12/07	at Memphis		W	93-64	4-0
12/09	Middle Tennessee		W	85-50	5-0
12/18	vs. Iowa State [J]		W	80-70	6-0

LOUISVILLE HOLIDAY CLASSIC - LOUISVILLE, KENTUCKY

12/28	vs. Oral Roberts • ORU		W	91-69	7-0
12/29	at [10] Louisville		W	80-73	8-0
01/03	at Alabama [SEC]	[18]	L	87-65	8-1 • 0-1
01/06	at Georgia [SEC]	[18]	L	69-67	8-2 • 0-2
01/08	at Tennessee [SEC]		W	72-62	9-2 • 1-2
01/11	Ole Miss [SEC]		W	101-92 • 2OT	10-2 • 2-2
01/13	Vanderbilt [SEC]		W	74-68	11-2 • 3-2
01/15	[17] Kentucky [SEC]		W	63-61	12-2 • 4-2
01/20	at Florida [SEC]		L	77-75	12-3 • 4-3
01/22	at Auburn [SEC]		W	74-72	13-3 • 5-3
01/27	[18] Alabama [SEC]		L	68-67	13-4 • 5-4
02/03	Georgia [SEC]		W	86-62	14-4 • 6-4
02/05	Tennessee [SEC]		W	90-84 • 2OT	15-4 • 7-4
02/08	[8] LSU [SEC]		L	52-48	15-5 • 7-5
02/10	at [17] Vanderbilt [SEC]		L	70-68 • OT	15-6 • 7-6
02/12	at Kentucky [SEC]		L	80-65	15-7 • 7-7
02/17	Florida [SEC]		W	80-64	16-7 • 8-7
02/19	Auburn [SEC]		W	73-66	17-7 • 9-7
02/22	at Ole Miss [SEC]		W	68-64	18-7 • 10-7
02/24	at [5] LSU [SEC]		W	65-57	19-7 • 11-7

SEC TOURNAMENT - BIRMINGHAM, ALABAMA

02/28	vs. Georgia		L	75-72	19-8
-------	-------------	--	---	-------	------

NIT FIRST ROUND - STARKVILLE, MISSISSIPPI

03/08	Alcorn State		L	80-78	19-9
-------	--------------	--	---	-------	------



1979-80 • 13-14 • 7-11 SEC • T-6TH

HEAD COACH • JIM HATFIELD

DATE	OPPONENT	MSU	W/L	SCORE	RECORD
11/30	vs. Cincinnati		W	87-72	1-0
12/01	vs. Alcorn State		W	83-80	2-0
12/06	Vanderbilt [SEC]	W	110-106 • OT		3-0 • 1-0
12/08	Morehead State	W		84-62	4-0
12/15	at Florida [SEC]	W		90-72	5-0 • 2-0
12/18	at Iowa State	W		84-63	6-0

DAYTON INVITATIONAL • DAYTON, OHIO

12/21	vs. [13] Iowa	L		81-62	6-1
12/22	vs. Pacific	W		65-63	7-1

SENIOR BOWL TOURNAMENT • MOBILE, ALABAMA

12/27	vs. Alcorn State	L		82-75	7-2
12/28	vs. Rider	W		72-64	8-2
01/02	Alabama [SEC]	W		80-66	9-2 • 3-0
01/05	at [4] LSU [SEC]	L		80-58	9-3 • 3-1
01/09	Georgia [SEC]	W		88-75	10-3 • 4-1
01/12	at Auburn [SEC]	L		77-67	10-4 • 4-2
01/17	[20] Tennessee [SEC]	L		70-61	10-5 • 4-3
01/19	at Ole Miss [SEC]	L		75-64	10-6 • 4-4
01/23	[5] Kentucky [SEC]	L		89-67	10-7 • 4-5
01/26	at Vanderbilt [SEC]	L		92-74	10-8 • 4-6
01/30	at Alabama [SEC]	L		80-68	10-9 • 4-7
02/02	[10] LSU [SEC]	L		75-63	10-10 • 4-8
02/06	at Georgia [SEC]	W		62-56	11-10 • 5-8
02/09	Auburn [SEC]	W		76-72	12-10 • 6-8
02/13	at Tennessee [SEC]	L		85-73	12-11 • 6-9
02/16	Ole Miss [SEC]	L		73-66	12-12 • 6-10
02/20	at [3] Kentucky [SEC]	L		71-65	12-13 • 6-11
02/23	Florida [SEC]	W		90-73	13-13 • 7-11

SEC TOURNAMENT • BIRMINGHAM, ALABAMA

02/28	vs. Alabama	L		76-75	13-14
-------	-------------	---	--	-------	-------

1980-81 • 8-19 • 3-15 SEC • 10TH

HEAD COACH • JIM HATFIELD

DATE	OPPONENT	MSU	W/L	SCORE	RECORD
12/03	Virginia Tech	W		68-61	1-0
12/06	Florida [SEC]	W		89-68	2-0 • 1-0
12/13	Troy	W		68-52	3-0
12/15	vs. Southern Miss • USM [J]	L		68-53	3-1
12/17	UT Martin	W		87-62	4-1

SUN MET CLASSIC • FRESNO, CALIFORNIA

12/19	vs. Louisiana-Lafayette • ULL	W		75-71	5-1
12/20	at Fresno State	L		58-45	5-2

HOLIDAY CLASSIC • LAS VEGAS, NEVADA

12/29	vs. Portland	W		46-45	6-2
12/30	at UNLV	L		75-67	6-3
01/03	at Vanderbilt [SEC]	L		79-61	6-4 • 1-1
01/07	Alabama [SEC]	L		80-69	6-5 • 1-2
01/10	[9] LSU [SEC]	L		81-69	6-6 • 1-3
01/14	at Georgia [SEC]	L		66-64	6-7 • 1-4
01/17	Auburn [SEC]	W		69-61	7-7 • 2-4
01/21	at [8] Tennessee [SEC]	L		81-57	7-8 • 2-5
01/24	Ole Miss [SEC]	L		59-52 • OT	7-9 • 2-6
01/28	at [7] Kentucky [SEC]	L		71-64	7-10 • 2-7
01/31	Vanderbilt [SEC]	W		69-68	8-10 • 3-7
02/04	at Alabama [SEC]	L		91-79	8-11 • 3-8
02/07	at [4] LSU [SEC]	L		94-89	8-12 • 3-9
02/11	Georgia [SEC]	L		68-65 • OT	8-13 • 3-10
02/14	at Auburn [SEC]	L		66-55	8-14 • 3-11
02/18	[8] Tennessee [SEC]	L		73-70	8-15 • 3-12
02/21	at Ole Miss [SEC]	L		72-61	8-16 • 3-13

DATE	OPPONENT	MSU	W/L	SCORE	RECORD
02/25	[9] Kentucky [SEC]	L		78-74	8-17 • 3-14
02/28	at Florida [SEC]	L		81-71	8-18 • 3-15

SEC TOURNAMENT • BIRMINGHAM, ALABAMA

03/04	vs. Vanderbilt	L		71-58	8-19
-------	----------------	---	--	-------	------

1981-82 • 8-19 • 4-14 SEC • 9TH

HEAD COACH • BOB BOYD

DATE	OPPONENT	MSU	W/L	SCORE	RECORD
11/27	Auburn • Montgomery	W		68-43	1-0
11/29	at Florida [SEC]	L		70-62	1-1 • 0-1
12/01	Birmingham-Southern College	W		71-46	2-1
12/05	Chattanooga	W		69-57	3-1
12/07	Memphis	W		48-47 • OT	4-1
12/12	UT Martin	L		65-41	4-2

KETTLE CLASSIC • HOUSTON, TEXAS

12/18	at Houston	L		96-49	4-3
12/19	vs. Clemson	L		59-32	4-4
12/22	at Virginia Tech	L		75-53	4-5
01/02	Vanderbilt [SEC]	L		66-53	4-6 • 0-2
01/06	[16] Alabama [SEC]	L		71-53	4-7 • 0-3
01/09	at LSU [SEC]	L		78-56	4-8 • 0-4
01/13	Georgia [SEC]	L		26-20	4-9 • 0-5
01/16	at Auburn [SEC]	L		62-49	4-10 • 0-6
01/20	[20] Tennessee [SEC]	L		54-44	4-11 • 0-7
01/23	at Ole Miss [SEC]	L		54-30	4-12 • 0-8
01/27	[7] Kentucky [SEC]	W		56-51	5-12 • 1-8
01/30	at Vanderbilt [SEC]	W		33-31	6-12 • 2-8
02/03	at [8] Alabama [SEC]	L		66-63	6-13 • 2-9
02/06	LSU [SEC]	L		57-43	6-14 • 2-10
02/10	at Georgia [SEC]	L		71-49	6-15 • 2-11
02/13	Auburn [SEC]	W		59-45	7-15 • 3-11
02/17	at Tennessee [SEC]	L		50-48	7-16 • 3-12
02/20	Ole Miss [SEC]	L		47-33	7-17 • 3-13
02/24	at [7] Kentucky [SEC]	L		71-54	7-18 • 3-14
02/27	Florida [SEC]	W		65-56	8-18 • 4-14

SEC TOURNAMENT • LEXINGTON, KENTUCKY

03/03	vs. Auburn	L		38-36 • OT	8-19
-------	------------	---	--	------------	------

**1982-83 - 17-12 - 9-9 SEC - T-4TH****HEAD COACH - BOB BOYD**

DATE	OPPONENT	MSU	W/L	SCORE	RECORD
11/29	Southern Miss - USM		W	81-58	1-0
12/01	at [11] Houston		L	74-65	1-1
12/04	Northwestern State		W	97-59	2-1
12/06	Florida International - FIU		W	102-66	3-1
12/11	North Alabama		W	80-49	4-1

KRYSTAL CLASSIC - CHATTANOOGA, TENNESSEE

12/17	vs. Alabama-Birmingham - UAB		W	67-47	5-1
12/18	at Chattanooga		L	62-54	5-2

SUGAR BOWL CLASSIC - NEW ORLEANS, LOUISIANA

12/29	vs. Louisiana-Lafayette - ULL		W	65-56	7-2
01/03	at Auburn [SEC]		L	77-66	7-3 • 0-1
01/05	at Florida [SEC]		W	62-60	8-3 • 1-1
01/08	Vanderbilt [SEC]		W	64-48	9-3 • 2-1
01/10	[3] Kentucky [SEC]		L	59-53 • OT	9-4 • 2-2
01/15	at [18] Tennessee [SEC]		W	75-74 • OT	10-4 • 3-2
01/17	at Georgia [SEC]		L	75-59	10-5 • 3-3
01/22	Ole Miss [SEC]		L	67-61	10-6 • 3-4
01/24	LSU [SEC]		W	80-65	11-6 • 4-4
01/31	Alabama [SEC]		W	78-69	12-6 • 5-4
02/05	at Vanderbilt [SEC]		L	63-60	12-7 • 5-5
02/08	at [15] Kentucky [SEC]		L	88-67	12-8 • 5-6
02/12	Tennessee [SEC]		W	75-66	13-8 • 6-6
02/15	Georgia [SEC]		W	73-64	14-8 • 7-6
02/19	at Ole Miss [SEC]		L	69-67 • OT	14-9 • 7-7
02/21	at LSU [SEC]		L	86-73	14-10 • 7-8
02/26	at Alabama [SEC]		L	83-58	14-11 • 7-9
03/03	Auburn [SEC]		W	69-53	15-11 • 8-9
03/05	Florida [SEC]		W	73-62	16-11 • 9-9

SEC TOURNAMENT - BIRMINGHAM, ALABAMA

03/11	vs. Vanderbilt		W	76-61	17-11
03/12	vs. Alabama		L	51-50	17-12

1983-84 • 9-19 • 4-14 SEC • 9TH**HEAD COACH - BOB BOYD**

DATE	OPPONENT	MSU	W/L	SCORE	RECORD
11/28	Birmingham-Southern College		W	47-40	1-0
11/30	[8] Houston		L	68-62	1-1
12/03	Troy		W	77-49	2-1
12/06	at Southern Miss - USM		L	55-48	2-2
12/10	at [4] Memphis		W	50-49	3-2
12/13	Alabama-Birmingham - UAB		L	55-53	3-3
12/17	North Alabama		W	70-64	4-3
12/22	Auburn [SEC]		L	73-55	4-4 • 0-1

WINSTON TIRE CLASSIC - LOS ANGELES, CALIFORNIA

12/29	vs. Memphis		L	43-42	4-5
12/30	at Southern Cal - USC		W	57-55	5-5
01/04	Florida [SEC]		L	56-55	5-6 • 0-2
01/07	at Vanderbilt [SEC]		L	67-54	5-7 • 0-3
01/11	at [2] Kentucky [SEC]		L	51-42	5-8 • 0-4
01/14	Tennessee [SEC]		W	63-56 • OT	6-8 • 1-4
01/16	[15] Georgia [SEC]		L	54-52	6-9 • 1-5
01/21	at Ole Miss [SEC]		W	64-56	7-9 • 2-5
01/23	at [15] LSU [SEC]		L	80-64	7-10 • 2-6
01/28	at Alabama [SEC]		L	74-57	7-11 • 2-7
02/02	Vanderbilt [SEC]		L	57-54	7-12 • 2-8
02/06	[3] Kentucky [SEC]		L	77-58	7-13 • 2-9
02/11	at Tennessee [SEC]		L	45-42	7-14 • 2-10
02/13	at Georgia [SEC]		L	69-45	7-15 • 2-11
02/18	Ole Miss [SEC]		W	70-51	8-15 • 3-11
02/20	[17] LSU [SEC]		L	85-70	8-16 • 3-12

DATE	OPPONENT	MSU	W/L	SCORE	RECORD
02/26	Alabama [SEC]		W	74-70	9-16 • 4-12
03/01	at Auburn [SEC]		L	68-53	9-17 • 4-13
03/03	at Florida [SEC]		L	60-59	9-18 • 4-14

SEC TOURNAMENT - NASHVILLE, TENNESSEE

03/07	vs. Georgia		L	52-49	9-19
-------	-------------	--	---	-------	------

1984-85 • 13-15 • 9-9 SEC • T-5TH**HEAD COACH - BOB BOYD**

DATE	OPPONENT	MSU	W/L	SCORE	RECORD
11/27	Jackson State		W	77-46	1-0
12/01	Delta State		W	76-58	2-0
12/05	at Kansas State		L	67-58	2-1
12/08	Southeast Missouri State		W	63-56	3-1
12/11	Southern Miss - USM		W	71-53	4-1
12/15	[5] Memphis		L	68-59	4-2
12/17	at Alabama-Birmingham - UAB		L	65-63	4-3

SUN BOWL CLASSIC - EL PASO, TEXAS

12/28	vs. Purdue		L	77-46	4-4
12/29	vs. Wake Forest		L	67-65	4-5
01/03	at Alabama [SEC]		W	71-67	5-5 • 1-0
01/05	[14] LSU [SEC]		W	83-69	6-5 • 2-0
01/09	Georgia [SEC]		W	65-64	7-5 • 3-0
01/12	at Auburn [SEC]		L	62-53	7-6 • 3-1
01/16	at Kentucky [SEC]		L	58-57	7-7 • 3-2
01/19	Ole Miss [SEC]		W	61-44	8-7 • 4-2
01/23	Tennessee [SEC]		W	82-66	9-7 • 5-2
01/26	at Vanderbilt [SEC]		W	71-70	10-7 • 6-2
01/30	at Florida [SEC]		L	72-57	10-8 • 6-3
02/02	Alabama [SEC]		W	48-46	11-8 • 7-3
02/06	at LSU [SEC]		L	80-65	11-9 • 7-4
02/09	at Georgia [SEC]		L	79-74	11-10 • 7-5
02/13	Auburn [SEC]		W	82-65	12-10 • 8-5
02/16	Kentucky [SEC]		W	82-69	13-10 • 9-5
02/20	at Ole Miss [SEC]		L	53-50	13-11 • 9-6
02/23	at Tennessee [SEC]		L	79-64	13-12 • 9-7
02/27	Vanderbilt [SEC]		L	81-71	13-13 • 9-8
03/02	Florida [SEC]		L	69-63	13-14 • 9-9

SEC TOURNAMENT - BIRMINGHAM, ALABAMA

03/07	vs. Alabama		L	42-31	13-15
-------	-------------	--	---	-------	-------

**1985-86 • 8-22 • 3-15 SEC • 10TH****HEAD COACH • BOB BOYD**

DATE	OPPONENT	MSU	W/L	SCORE	RECORD
11/25	at McNeese State		L	76-67	0-1
11/30	at Jackson State		W	77-62	1-1
12/07	Mississippi College		W	74-64	2-1
12/10	Delta State		L	56-53	2-2
12/14	Kansas State		L	63-58	2-3
12/17	Chattanooga		L	48-47	2-4
12/21	at Wichita State		L	64-57	2-5

HOOSIER CLASSIC • INDIANAPOLIS, INDIANA

12/27	vs. San Jose State		W	75-65	3-5
12/28	vs. [17] Indiana		L	74-43	3-6
01/02	Alabama [SEC]		L	71-62 • OT	3-7 • 0-1
01/04	at [8] LSU [SEC]		L	90-84	3-8 • 0-2
01/08	at Georgia [SEC]		L	72-55	3-9 • 0-3
01/11	Auburn [SEC]		L	72-56	3-10 • 0-4
01/15	[11] Kentucky [SEC]		L	64-52	3-11 • 0-5
01/18	at Ole Miss [SEC]		L	57-56	3-12 • 0-6
01/22	at Tennessee [SEC]		L	69-51	3-13 • 0-7
01/25	Vanderbilt [SEC]		W	64-60	4-13 • 1-7
01/29	Florida [SEC]		L	73-64	4-14 • 1-8
02/01	at Alabama [SEC]		L	72-54	4-15 • 1-9
02/05	LSU [SEC]		L	68-62	4-16 • 1-10
02/08	Georgia [SEC]		L	62-61	4-17 • 1-11
02/12	at Auburn [SEC]		L	69-64	4-18 • 1-12
02/15	at [11] Kentucky [SEC]		L	88-62	4-19 • 1-13
02/19	Ole Miss [SEC]		W	48-43	5-19 • 2-13
02/22	Tennessee [SEC]		W	57-49	6-19 • 3-13
02/26	at Vanderbilt [SEC]		L	77-65	6-20 • 3-14
03/01	at Florida [SEC]		L	76-58	6-21 • 3-15

SEC TOURNAMENT • LEXINGTON, KENTUCKY

03/05	vs. Vanderbilt		W	62-54	7-21
03/06	vs. Auburn		W	65-63	8-21
03/07	vs. Alabama		L	77-65	8-22

1986-87 • 7-21 • 3-15 SEC • 10TH**HEAD COACH • RICHARD WILLIAMS**

DATE	OPPONENT	MSU	W/L	SCORE	RECORD
11/29	Illinois Wesleyan		W	83-78	1-0
12/02	Christian Brothers		W	77-52	2-0
12/06	Mississippi College		W	86-68	3-0
12/10	Wichita State		L	61-48	3-1
12/13	Delta State		W	68-56	4-1
12/16	at Chattanooga		L	66-51	4-2

FAR WEST CLASSIC • PORTLAND, OREGON

12/26	vs. San Jose State		L	62-57	4-3
12/28	vs. Louisiana-Lafayette • ULL		L	62-56	4-4
12/29	vs. Idaho		L	70-67 • OT	4-5
01/03	at Alabama [SEC]		L	64-49	4-6 • 0-1
01/07	at Florida [SEC]		L	100-56	4-7 • 0-2
01/10	[13] Auburn [SEC]		L	66-52	4-8 • 0-3
01/12	[9] Kentucky [SEC]		L	57-49	4-9 • 0-4
01/14	Ole Miss [SEC]		W	63-62	5-9 • 1-4
01/17	at Georgia [SEC]		L	48-41	5-10 • 1-5
01/21	at Tennessee [SEC]		L	74-61	5-11 • 1-6
01/25	LSU [SEC]		L	52-50	5-12 • 1-7
01/28	Vanderbilt [SEC]		L	76-57	5-13 • 1-8
01/31	at Kentucky [SEC]		L	50-36	5-14 • 1-9
02/04	[9] Alabama [SEC]		L	76-55	5-15 • 1-10
02/07	Florida [SEC]		L	84-56	5-16 • 1-11
02/12	at Auburn [SEC]		L	59-45	5-17 • 1-12
02/14	at Ole Miss [SEC]		L	79-65	5-18 • 1-13
02/18	Georgia [SEC]		W	64-63	6-18 • 2-13

DATE	OPPONENT	MSU	W/L	SCORE	RECORD
02/21	Tennessee [SEC]		W	62-60	7-18 • 3-13
02/25	at LSU [SEC]		L	55-46	7-19 • 3-14
02/28	at Vanderbilt [SEC]		L	66-58	7-20 • 3-15
SEC TOURNAMENT • ATLANTA, GEORGIA					
03/05	vs. LSU		L	68-54	7-21

1987-88 • 14-15 • 6-12 SEC • T-8TH**HEAD COACH • RICHARD WILLIAMS**

DATE	OPPONENT	MSU	W/L	SCORE	RECORD
11/28	Christian Brothers		W	93-78	1-0
12/02	at Rice		W	72-68	2-0
12/05	Western New Mexico		W	86-56	3-0
12/09	East Tennessee State		W	86-59	4-0
12/12	Mercer		W	66-50	5-0
12/16	vs. McNeese State [J]		W	76-66	6-0
12/19	at Southeastern Louisiana		W	60-51	7-0

RAINBOW CLASSIC • HONOLULU, HAWAII

12/27	at Hawaii		W	68-55	8-0
12/29	vs. Arizona State		L	70-69	8-1
12/30	vs. [20] Louisville		L	86-62	8-2
01/06	at [1] Kentucky [SEC]		L	93-52	8-3 • 0-1
01/09	Alabama [SEC]		W	59-56	9-3 • 1-1
01/13	Florida [SEC]		L	55-45	9-4 • 1-2
01/16	at [19] Auburn [SEC]		L	65-57	9-5 • 1-3
01/20	at Ole Miss [SEC]		L	61-52	9-6 • 1-4
01/23	Georgia [SEC]		W	80-72	10-6 • 2-4
01/27	Tennessee [SEC]		L	63-48	10-7 • 2-5
01/30	at LSU [SEC]		W	49-47	11-7 • 3-5
02/03	at [15] Vanderbilt [SEC]		L	82-66	11-8 • 3-6
02/06	[10] Kentucky [SEC]		L	83-59	11-9 • 3-7
02/10	at Alabama [SEC]		L	61-48	11-10 • 3-8
02/13	at Florida [SEC]		L	69-52	11-11 • 3-9
02/17	Auburn [SEC]		L	77-61	11-12 • 3-10
02/20	Ole Miss [SEC]		W	67-57	12-12 • 4-10
02/24	at Georgia [SEC]		L	49-35	12-13 • 4-11
02/27	at Tennessee [SEC]		L	64-62	12-14 • 4-12
03/02	LSU [SEC]		W	62-60	13-14 • 5-12
03/05	[19] Vanderbilt [SEC]		W	73-68	14-14 • 6-12
SEC TOURNAMENT • BATON ROUGE, LOUISIANA					
03/10	vs. Georgia		L	64-43	14-15

**1988-89 • 13-15 • 7-11 SEC • 8TH****HEAD COACH • RICHARD WILLIAMS**

DATE	OPPONENT	MSU	W/L	SCORE	RECORD
11/28	Rice		W	63-61	1-0
12/01	Southeastern Louisiana		W	113-61	2-0
12/06	at East Tennessee State		L	91-82	2-1
12/10	vs. Mercer [A]		W	74-63	3-1
12/13	New Orleans		W	76-65	4-1
12/17	at Texas Christian • TCU		L	66-65	4-2
12/20	East Carolina • ECU		W	88-79	5-2

SUGAR BOWL CLASSIC • NEW ORLEANS, LOUISIANA

12/28	vs. DePaul		L	62-60	5-3
12/29	vs. Virginia • UVA		W	86-84	6-3
01/04	at LSU [SEC]		W	87-84	7-3 • 1-0
01/07	[17] Tennessee [SEC]		L	86-85	7-4 • 1-1
01/11	Auburn [SEC]		W	69-56	8-4 • 2-1
01/14	at Alabama [SEC]		L	97-80	8-5 • 2-2
01/19	Georgia [SEC]		L	79-68	8-6 • 2-3
01/21	at Florida [SEC]		L	81-57	8-7 • 2-4
01/25	at Ole Miss [SEC]		L	75-65	8-8 • 2-5
01/28	Vanderbilt [SEC]		L	81-70	8-9 • 2-6
02/01	at Kentucky [SEC]		L	73-61	8-10 • 2-7
02/04	[19] LSU [SEC]		W	96-79	9-10 • 3-7
02/08	at Tennessee [SEC]		L	81-71	9-11 • 3-8
02/11	at Auburn [SEC]		L	70-68	9-12 • 3-9
02/15	Alabama [SEC]		W	61-57 • OT	10-12 • 4-9
02/18	at Georgia [SEC]		W	86-85 • OT	11-12 • 5-9
02/22	Florida [SEC]		L	78-69	11-13 • 5-10
02/25	Ole Miss [SEC]		W	74-69	12-13 • 6-10
03/01	at Vanderbilt [SEC]		L	77-58	12-14 • 6-11
03/04	Kentucky [SEC]		W	68-67	13-14 • 7-11

SEC TOURNAMENT • KNOXVILLE, TENNESSEE

03/09	vs. Georgia		L	83-68	13-15
-------	-------------	--	---	-------	-------

1989-90 • 16-14 • 7-11 SEC • T-7TH**HEAD COACH • RICHARD WILLIAMS****NATIONAL INVITATION TOURNAMENT • NIT ROUND OF 16**

DATE	OPPONENT	MSU	W/L	SCORE	RECORD
11/24	vs. Louisiana-Monroe • ULM		W	75-68	1-0
11/25	at Centenary College		W	96-80	2-0
11/29	Centenary College		W	112-74	3-0
12/04	at Kentucky [SEC]		L	102-97	3-1 • 0-1
12/07	Christian Brothers		W	86-51	4-1
12/16	at New Orleans		W	62-55	5-1
12/19	at East Carolina • ECU		W	72-63	6-1

CONNECTICUT MUTUAL CLASSIC • HARTFORD, CONNECTICUT

12/29	vs. Delaware		W	66-65	7-1
12/30	at Connecticut • UConn		L	84-68	7-2
01/04	[11] LSU [SEC]		W	87-80 • OT	8-2 • 1-1
01/06	at Tennessee [SEC]		L	82-77	8-3 • 1-2
01/10	at Auburn [SEC]		L	93-71	8-4 • 1-3
01/13	[24] Alabama [SEC]		L	62-57	8-5 • 1-4
01/17	at Georgia [SEC]		L	83-69	8-6 • 1-5
01/20	Florida [SEC]		W	98-73	9-6 • 2-5
01/24	Ole Miss [SEC]		W	104-102 • 4OT	10-6 • 3-5
01/27	at Vanderbilt [SEC]		L	81-68	10-7 • 3-6
01/31	Kentucky [SEC]		W	87-86 • OT	11-7 • 4-6
02/05	at [14] LSU [SEC]		L	86-68	11-8 • 4-7
02/07	Tennessee [SEC]		L	84-83 • OT	11-9 • 4-8
02/10	Auburn [SEC]		L	77-74	11-10 • 4-9
02/13	at Alabama [SEC]		W	86-74	12-10 • 5-9
02/17	Georgia [SEC]		L	82-74	12-11 • 5-10
02/21	at Florida [SEC]		W	79-54	13-11 • 6-10

DATE	OPPONENT	MSU	W/L	SCORE	RECORD
02/24	at Ole Miss [SEC]		L	75-67	13-12 • 6-11
02/28	Vanderbilt [SEC]		W	83-68	14-12 • 7-11
03/03	Texas Christian • TCU		W	64-60	15-12

SEC TOURNAMENT • ORLANDO, FLORIDA

03/09	vs. Alabama		L	59-44	15-13
-------	-------------	--	---	-------	-------

NIT 1ST/2ND ROUNDS • CAMPUS SITES

03/15	Baylor		W	84-75	16-13
03/19	at New Orleans		L	65-60	16-14

1990-91 • 20-9 • 13-5 SEC • T-1ST**HEAD COACH • RICHARD WILLIAMS****SEC REGULAR SEASON CO-CHAMPIONS****NCAA TOURNAMENT • ROUND OF 64****FINAL AP RANKING • NO. 21****FINAL UPI RANKING • NO. 18**

DATE	OPPONENT	MSU	W/L	SCORE	RECORD
11/26	Tennessee Tech		W	109-76	1-0
11/30	at Chattanooga		W	76-70	2-0
12/04	at Jacksonville		W	79-65	3-0
12/08	Ball State		W	86-72	4-0
12/11	Eastern Kentucky		W	94-67	5-0
12/18	Alcorn State		W	120-65	6-0
12/22	at Drake		W	82-80 • OT	7-0

PALM BEACH CLASSIC • WEST PALM BEACH, FLORIDA

12/27	vs. [6] Ohio State		L	82-80	7-1
12/28	vs. Miami • Florida		L	74-67	7-2
01/02	at Tennessee [SEC]		W	70-65	8-2 • 1-0
01/06	Ole Miss [SEC]		W	84-80 • OT	9-2 • 2-0
01/09	at [11] Kentucky [SEC]		L	89-70	9-3 • 2-1
01/12	Vanderbilt [SEC]		W	85-62	10-3 • 3-1
01/16	Georgia [SEC]		L	81-73	10-4 • 3-2
01/19	at Florida [SEC]		L	85-82	10-5 • 3-3
01/23	Alabama [SEC]		W	68-59	11-5 • 4-3
01/26	at Auburn [SEC]		W	84-64	12-5 • 5-3
01/30	at [14] LSU [SEC]		W	82-79	13-5 • 6-3
02/02	Tennessee [SEC]		W	95-68	14-5 • 7-3
02/06	at Vanderbilt [SEC]		L	91-70	14-6 • 7-4
02/09	[10] Kentucky [SEC]		W	83-82	15-6 • 8-4
02/13	at Ole Miss [SEC]	[23]	W	84-77	16-6 • 9-4
02/16	at Georgia [SEC]	[23]	W	70-64	17-6 • 10-4
02/20	Florida [SEC]	[21]	W	81-67	18-6 • 11-4
02/23	at Alabama [SEC]	[21]	L	97-72	18-7 • 11-5
02/27	Auburn [SEC]	[23]	W	94-76	19-7 • 12-5
03/02	[18] LSU [SEC]	[23]	W	76-73	20-7 • 13-5

SEC TOURNAMENT • NASHVILLE, TENNESSEE

03/08	vs. Tennessee	[18]	L	87-70	20-8
-------	---------------	------	---	-------	------

NCAA TOURNAMENT 1ST ROUND • SYRACUSE, NEW YORK

03/15	vs. Eastern Michigan	[21]	L	76-56	20-9
-------	----------------------	------	---	-------	------



1991-92 - 15-13 - 7-9 SEC - T-7TH - 4TH WESTERN DIVISION

HEAD COACH - RICHARD WILLIAMS

DATE	OPPONENT	MSU	W/L	SCORE	RECORD
11/22	Chattanooga		L	85-73	0-1
11/27	UT Martin		W	86-54	1-1

LOUISIANA CLASSICS TIPOFF - LAFAYETTE, LOUISIANA

11/29	vs. Prairie View A&M		W	97-52	2-1
11/30	at Louisiana-Lafayette - ULL		W	86-77 - OT	3-1
12/03	at Ball State		L	81-52	3-2
12/10	Drake		W	79-50	4-2
12/14	Jacksonville		W	77-74	5-2
12/16	at Eastern Kentucky		W	87-68	6-2
12/19	at Vanderbilt [SEC]		W	74-71	7-2 - 1-0
12/21	at Tennessee Tech		W	90-84	8-2
12/30	Samford		W	72-48	9-2
01/04	[19] Alabama [SEC]		L	78-64	9-3 - 1-1
01/11	Ole Miss [SEC]		W	84-72	10-3 - 2-1
01/15	at [12] Arkansas [SEC]		L	99-78	10-4 - 2-2
01/18	LSU [SEC]		L	83-70	10-5 - 2-3
01/22	at Austin Peay		L	103-97	10-6
01/25	at South Carolina [SEC]		W	60-57	11-6 - 3-3
01/29	at Auburn [SEC]		W	75-72	12-6 - 4-3
02/05	Georgia [SEC]		W	75-66	13-6 - 5-3
02/08	at Florida [SEC]		L	87-66	13-7 - 5-4
02/12	Tennessee [SEC]		W	94-76	14-7 - 6-4
02/19	[13] Kentucky [SEC]		L	89-84	14-8 - 6-5
02/22	at Ole Miss [SEC]		L	86-78	14-9 - 6-6
02/26	at [16] Alabama [SEC]		L	79-69	14-10 - 6-7
02/29	[9] Arkansas [SEC]		L	84-76	14-11 - 6-8
03/04	Auburn [SEC]		W	77-70	15-11 - 7-8
03/07	at [23] LSU [SEC]		L	89-80	15-12 - 7-9

SEC TOURNAMENT - BIRMINGHAM, ALABAMA

03/12	vs. Vanderbilt		L	77-55	15-13
-------	----------------	--	---	-------	-------

1992-93 - 13-16 - 5-11 SEC - T-9TH - 5TH WESTERN DIVISION

HEAD COACH - RICHARD WILLIAMS

DATE	OPPONENT	MSU	W/L	SCORE	RECORD
12/01	Austin Peay		W	80-73	1-0

HAWKEYE CLASSIC - IOWA CITY, IOWA

12/04	vs. LIU Brooklyn		W	61-52	2-0
12/05	at [10] Iowa		L	69-54	2-1
12/09	at Alabama-Birmingham - UAB		L	73-68	2-2
12/17	Truman State		W	75-48	3-2

SAN JUAN SHOOTOUT - SAN JUAN, PUERTO RICO

12/20	vs. Florida International - FIU		W	58-51	4-2
12/21	vs. Southern Illinois - Carbondale		L	76-64	4-3
12/22	vs. Eastern Michigan		W	74-58	5-3
12/29	Birmingham-Southern College		W	75-71	6-3
01/03	Auburn [SEC]		W	77-71	7-3 - 1-0
01/05	Tennessee Tech		W	110-65	8-3
01/09	at Georgia [SEC]		L	86-73	8-4 - 1-1
01/13	LSU [SEC]		L	84-76	8-5 - 1-2
01/16	at Tennessee [SEC]		L	92-75	8-6 - 1-3
01/20	at Ole Miss [SEC]		L	69-53	8-7 - 1-4
01/23	Alabama [SEC]		W	66-53	9-7 - 2-4
01/25	Louisiana-Monroe - ULM		W	75-67	10-7
01/27	[16] Arkansas [SEC]		W	80-76 - OT	11-7 - 3-4
02/03	at [2] Kentucky [SEC]		L	87-63	11-8 - 3-5
02/06	Ole Miss [SEC]		L	56-53	11-9 - 3-6
02/10	at LSU [SEC]		L	92-66	11-10 - 3-7
02/13	South Carolina [SEC]		W	83-63	12-10 - 4-7
02/17	at Auburn [SEC]		L	83-77	12-11 - 4-8
02/20	at [13] Arkansas [SEC]		L	115-58	12-12 - 4-9
02/23	at Kansas City - UMKC		L	89-87 - OT	12-13

DATE	OPPONENT	MSU	W/L	SCORE	RECORD
02/27	[8] Vanderbilt [SEC]		L	80-39	12-14 - 4-10
03/03	Florida [SEC]		W	78-71	13-14 - 5-10
03/06	at Alabama [SEC]		L	92-80	13-15 - 5-11

SEC TOURNAMENT - LEXINGTON, KENTUCKY

03/11	vs. Georgia		L	87-56	13-16
-------	-------------	--	---	-------	-------

1993-94 - 18-11 - 9-7 SEC - T-5TH - 3RD WESTERN DIVISION

HEAD COACH - RICHARD WILLIAMS

NATIONAL INVITATION TOURNAMENT - NIT ROUND OF 32

DATE	OPPONENT	MSU	W/L	SCORE	RECORD
11/30	Troy		W	118-83	1-0
12/04	Southern Miss - USM		W	62-58	2-0
12/07	Alabama-Birmingham - UAB		L	66-63 - OT	2-1
12/11	Southeastern Louisiana		W	81-55	3-1

MISSISSIPPI BEACH SHOOTOUT - BILOXI, MISSISSIPPI

12/18	vs. Tulane		W	82-78	4-1
12/21	at Louisiana-Monroe - ULM		W	73-67	5-1

ARIZONA STATE CLASSIC - TEMPE, ARIZONA

12/28	vs. Villanova		L	90-82	5-2
12/29	vs. Northern Arizona		W	85-64	6-2
01/05	Tennessee [SEC]		W	80-66	7-2 - 1-0
01/09	at Ole Miss [SEC]		W	81-69	8-2 - 2-0
01/12	at Auburn [SEC]		W	91-86 - OT	9-2 - 3-0
01/15	Georgia [SEC]		W	67-60	10-2 - 4-0
01/19	[3] Arkansas [SEC]		W	72-71	11-2 - 5-0
01/22	[7] Kentucky [SEC]		L	86-70	11-3 - 5-1
01/26	at LSU [SEC]		W	66-52	12-3 - 6-1
01/29	at Alabama [SEC]		L	70-69	12-4 - 6-2
02/02	Kansas City - UMKC		W	83-61	13-4
02/05	at [24] Florida [SEC]		L	84-75	13-5 - 6-3
02/08	Florida Tech		W	95-61	14-5
02/12	Ole Miss [SEC]		W	72-52	15-5 - 7-3
02/16	at Vanderbilt [SEC]		L	84-67	15-6 - 7-4
02/19	Auburn [SEC]		L	76-65	15-7 - 7-5
02/23	at South Carolina [SEC]		W	73-72	16-7 - 8-5
02/26	LSU [SEC]		W	86-66	17-7 - 9-5
03/02	Alabama [SEC]		L	60-49	17-8 - 9-6
03/05	at [1] Arkansas [SEC]		L	80-62	17-9 - 9-7

SEC TOURNAMENT - MEMPHIS, TENNESSEE

03/10	vs. Tennessee		W	73-69	18-9
03/11	vs. [10] Kentucky		L	95-76	18-10

NIT 1ST ROUND - MANHATTAN, KANSAS

03/17	at Kansas State		L	78-67	18-11
-------	-----------------	--	---	-------	-------

1994-95 - 22-8 - 12-4 SEC - T-2ND - 1ST WESTERN DIVISION
HEAD COACH - RICHARD WILLIAMS
SEC WESTERN DIVISION CO-CHAMPIONS
NCAA TOURNAMENT - SWEET 16
FINAL AP RANKING - NO. 18 FINAL USA TODAY RANKING - NO. 12

DATE	OPPONENT	MSU	W/L	SCORE	RECORD
11/28	Southeastern Louisiana		W	106-67	1-0

MISSOULIAN/COCA-COLA CLASSIC - MISSOULA, MONTANA

12/02	vs. Colgate		W	80-76	2-0
12/03	at Montana		W	90-85 • 2OT	3-0
12/06	at Brigham Young - BYU		L	74-68 • OT	3-1
12/10	Louisiana-Monroe • ULM		W	70-56	4-1

CELLULAR SOUTH SHOOTOUT - BILOXI, MISSISSIPPI

12/17	vs. Southern Miss • USM		L	66-64	4-2
-------	-------------------------	--	---	-------	-----

COWBOY SHOOTOUT - CASPER, WYOMING

12/27	vs. Saint Joseph's		W	76-66	5-2
12/28	vs. Wyoming		W	61-57	6-2
01/03	South Carolina [SEC]		W	71-56	7-2 • 1-0
01/07	at Georgia [SEC]		W	60-59	8-2 • 2-0
01/11	at [5] Arkansas [SEC]		L	79-74	8-3 • 2-1
01/14	Ole Miss [SEC]		W	94-52	9-3 • 3-1
01/16	Northwestern State		W	98-58	10-3

01/21	at Alabama [SEC]		L	68-64	10-4 • 3-2
01/25	LSU [SEC]		W	73-60	11-4 • 4-2
01/30	Nicholls State		W	81-65	12-4

02/01	[25] Florida [SEC]		W	70-47	13-4 • 5-2
02/04	[8] Arkansas [SEC]		W	83-62	14-4 • 6-2

02/08	at LSU [SEC]	[21]	W	67-61	15-4 • 7-2
02/11	Auburn [SEC]	[21]	L	70-69	15-5 • 7-3

02/14	at [4] Kentucky [SEC]	[23]	W	76-71	16-5 • 8-3
02/18	at Tennessee [SEC]	[23]	W	60-52	17-5 • 9-3

02/22	Vanderbilt [SEC]	[16]	W	76-48	18-5 • 10-3
02/25	at Ole Miss [SEC]	[16]	W	46-42	19-5 • 11-3

03/01	at Auburn [SEC]	[14]	L	76-69	19-6 • 11-4
03/04	[21] Alabama [SEC]	[14]	W	71-67	20-6 • 12-4

03/08	vs. Auburn	[25]	W	69-58	20-7
03/09	vs. Georgia	[25]	W	86-68	21-7

03/10	vs. [1] Kentucky	[25]	W	84-73	22-7
-------	------------------	------	---	-------	------

SEC TOURNAMENT - ATLANTA, GEORGIA

03/10	vs. Florida	[15]	L	80-64	20-7
-------	-------------	------	---	-------	------

NCAA TOURNAMENT 1ST/2ND ROUNDS - BOISE, IDAHO

03/17	vs. Santa Clara	[18]	W	75-67	21-7
-------	-----------------	------	---	-------	------

03/19	vs. [19] Utah	[18]	W	78-64	22-7
-------	---------------	------	---	-------	------

NCAA TOURNAMENT SWEET 16 - OAKLAND, CALIFORNIA

03/23	vs. [1] UCLA	[18]	L	86-67	22-8
-------	--------------	------	---	-------	------

1995-96 - 26-8 - 10-6 SEC - 2ND - 1ST WESTERN DIVISION
HEAD COACH - RICHARD WILLIAMS
SEC WESTERN DIVISION CHAMPIONS - SEC TOURNAMENT CHAMPIONS
NCAA TOURNAMENT - FINAL FOUR
FINAL AP RANKING - NO. 19 FINAL USA TODAY RANKING - NO. 4

DATE	OPPONENT	MSU	W/L	SCORE	RECORD
11/25	Southeastern Louisiana	[9]	W	121-78	1-0
11/28	UNC Wilmington • UNCW	[8]	W	77-54	2-0

12/02	Brigham Young • BYU	[8]	W	79-74	3-0
12/05	Troy	[8]	W	123-73	4-0

12/09	Little Rock • UALR	[8]	L	70-68	4-1
12/16	at Southern Miss • USM	[15]	W	72-69 • OT	5-1

12/19	at Louisiana-Monroe • ULM	[16]	W	66-60	6-1
-------	---------------------------	------	---	-------	-----

FAR WEST CLASSIC - PORTLAND, OREGON

12/29	vs. Oregon State	[17]	W	76-62	7-1
12/30	vs. Nebraska	[17]	W	69-66	8-1

01/03	at LSU [SEC]	[17]	W	77-64	9-1 • 1-0
01/06	at Florida [SEC]	[17]	W	69-66	10-1 • 2-0

01/09	[2] Kentucky [SEC]	[12]	L	74-56	10-2 • 2-1
01/13	Alabama [SEC]	[12]	L	56-55	10-3 • 2-2

01/17	Ole Miss [SEC]	[21]	W	53-47	11-3 • 3-2
01/20	at Arkansas [SEC]	[21]	L	80-68	11-4 • 3-3

01/24	at South Carolina [SEC]		L	77-69	11-5 • 3-4
01/27	Tennessee [SEC]		W	60-59	12-5 • 4-4

01/31	Georgia [SEC]		W	76-73	13-5 • 5-4
02/04	at [22] Auburn [SEC]		W	78-75 • OT	14-5 • 6-4

02/06	Arkansas [SEC]		W	78-63	15-5 • 7-4
02/10	at Oklahoma • OU		W	76-71	16-5

02/17	at Ole Miss [SEC]	[25]	L	71-64	16-6 • 7-5
02/21	LSU [SEC]		W	88-77	17-6 • 8-5

02/24	at Alabama [SEC]		W	73-65	18-6 • 9-5
02/28	at Vanderbilt [SEC]		L	69-64	18-7 • 9-6

03/02	Auburn [SEC]		W	67-51	19-7 • 10-6
-------	--------------	--	---	-------	-------------

SEC TOURNAMENT - NEW ORLEANS, LOUISIANA

03/08	vs. Auburn	[25]	W	69-58	20-7
-------	------------	------	---	-------	------

03/09	vs. Georgia	[25]	W	86-68	21-7
-------	-------------	------	---	-------	------

03/10	vs. [1] Kentucky	[25]	W	84-73	22-7
-------	------------------	------	---	-------	------

NCAA TOURNAMENT 1ST/2ND ROUNDS - INDIANAPOLIS, INDIANA

03/14	vs. Virginia Commonwealth • VCU	[19]	W	58-51	23-7
-------	---------------------------------	------	---	-------	------

03/16	vs. Princeton	[19]	W	63-41	24-7
-------	---------------	------	---	-------	------


NCAA TOURNAMENT SWEET 16/ELITE 8 - LEXINGTON, KENTUCKY

03/22	vs. [3] Connecticut • UConn	[19]	W	60-55	25-7
-------	-----------------------------	------	---	-------	------

03/24	vs. [7] Cincinnati	[19]	W	73-63	26-7
-------	--------------------	------	---	-------	------

NCAA TOURNAMENT FINAL 4 - EAST RUTHERFORD, NEW JERSEY

03/30	vs. [15] Syracuse	[19]	L	77-69	26-8
-------	-------------------	------	---	-------	------



**1996-97 - 12-18 • 6-10 SEC • T-7TH • T-3RD WESTERN DIVISION****HEAD COACH - RICHARD WILLIAMS**

DATE	OPPONENT	MSU	W/L	SCORE	RECORD
11/23	Northwestern State		W	78-61	1-0
11/26	Southeastern Louisiana		W	77-63	2-0
11/30	James Madison • JMU		L	75-72	2-1

DIRECTV GREAT EIGHT • CHICAGO, ILLINOIS

12/03	vs. [2] Wake Forest		L	74-43	2-2
-------	---------------------	--	---	-------	-----

FRANKLIN NATIONAL BANK CLASSIC • LANDOVER, MARYLAND

12/08	vs. George Washington		L	57-36	2-3
12/09	vs. California • Cal		L	78-45	2-4
12/14	Loyola • New Orleans		W	98-32	3-4
12/17	Texas Southern		W	95-64	4-4
12/19	Old Dominion • ODU		W	80-73	5-4
12/21	at UNC Wilmington • UNCW		L	71-54	5-5

PUERTO RICO HOLIDAY CLASSIC • SAN JUAN, PUERTO RICO

12/30	vs. Bowling Green		L	75-59	5-6
12/31	vs. Fresno State		W	62-60	6-6
01/01	vs. Old Dominion • ODU		L	72-71 • OT	6-7
01/04	LSU [SEC]		W	69-66	7-7 • 1-0
01/07	at [3] Kentucky [SEC]		L	90-61	7-8 • 1-1
01/11	South Carolina [SEC]		L	73-65	7-9 • 1-2
01/15	[20] Ole Miss [SEC]		W	75-64	8-9 • 2-2
01/21	at Arkansas [SEC]		L	98-64	8-10 • 2-3
01/25	Vanderbilt [SEC]		W	60-53	9-10 • 3-3
01/29	at LSU [SEC]		W	68-60	10-10 • 4-3
02/01	Alabama [SEC]		W	64-51	11-10 • 5-3
02/05	at Auburn [SEC]		L	81-68	11-11 • 5-4
02/08	at Georgia [SEC]		L	56-54	11-12 • 5-5
02/12	Florida [SEC]		L	72-69	11-13 • 5-6
02/15	at Tennessee [SEC]		L	54-53	11-14 • 5-7
02/19	at Ole Miss [SEC]		L	84-61	11-15 • 5-8
02/23	Arkansas [SEC]		W	93-77	12-15 • 6-8
02/26	Auburn [SEC]		L	68-64	12-16 • 6-9
03/01	at Alabama [SEC]		L	78-49	12-17 • 6-10

SEC TOURNAMENT • MEMPHIS, TENNESSEE

03/06	vs. Vanderbilt		L	73-67 • OT	12-18
-------	----------------	--	---	------------	-------

1997-98 • 15-15 • 4-12 SEC • 11TH • 5TH WESTERN DIVISION**HEAD COACH - RICHARD WILLIAMS**

DATE	OPPONENT	MSU	W/L	SCORE	RECORD
11/15	Centenary College		W	64-40	1-0
11/18	Texas-Rio Grande Valley • UTRGV		W	90-60	2-0

TOP OF THE WORLD CLASSIC • FAIRBANKS, ALASKA

11/21	at Alaska Fairbanks		W	66-64 • 2OT	3-0
11/22	vs. Gonzaga		L	70-68	3-1
11/23	vs. Missouri State		W	79-68	4-1
11/26	Tennessee Tech		W	83-57	5-1
11/29	Northwestern State		W	84-73	6-1
12/06	Oklahoma • OU		W	67-65 • OT	7-1
12/16	at James Madison • JMU		W	73-69	8-1
12/18	at Old Dominion • ODU		W	62-57	9-1
12/20	vs. UT Martin [T]		W	80-60	10-1

SUN BOWL CLASSIC • EL PASO, TEXAS

12/27	vs. Saint Joseph's		L	65-58	10-2
12/28	vs. Penn State		W	58-57	11-2
01/03	at Alabama [SEC]		W	56-52	12-2 • 1-0
01/07	at [22] Arkansas [SEC]		L	83-70	12-3 • 1-1
01/10	[6] Kentucky [SEC]		L	77-71	12-4 • 1-2
01/17	at Vanderbilt [SEC]		L	77-73	12-5 • 1-3
01/21	Georgia [SEC]		W	69-64	13-5 • 2-3
01/24	at [13] Ole Miss [SEC]		L	81-77 • 2OT	13-6 • 2-4
01/28	Auburn [SEC]		L	69-66	13-7 • 2-5
01/31	[15] Arkansas [SEC]		L	76-73	13-8 • 2-6

DATE OPPONENT MSU W/L SCORE RECORD

02/04	at Florida [SEC]		L	82-78 • OT	13-9 • 2-7
02/07	at Auburn [SEC]		L	68-66 • OT	13-10 • 2-8
02/11	LSU [SEC]		W	85-48	14-10 • 3-8
02/14	at [15] South Carolina [SEC]		L	76-65	14-11 • 3-9
02/17	Tennessee [SEC]		L	87-63	14-12 • 3-10
02/21	[15] Ole Miss [SEC]		L	82-78	14-13 • 3-11
02/25	Alabama [SEC]		L	85-70	14-14 • 3-12
02/28	at LSU [SEC]		W	63-62	15-14 • 4-12

SEC TOURNAMENT • ATLANTA, GEORGIA

03/05	vs. Georgia		L	79-76	15-15
-------	-------------	--	---	-------	-------

1998-99 • 20-13 • 8-8 SEC • T-6TH • T-3RD WESTERN DIVISION**HEAD COACH - RICK STANSBURY****NATIONAL INVITATION TOURNAMENT • NIT ROUND OF 32**

DATE	OPPONENT	MSU	W/L	SCORE	RECORD
11/17	vs. Arkansas-Pine Bluff [J]		W	105-53	1-0
11/21	vs. Northwestern State [T]		W	75-46	2-0
11/25	Belmont		W	66-65	3-0
11/28	UT Martin		W	85-67	4-0
11/30	Sam Houston State		W	80-67	5-0
12/02	Jacksonville State		W	73-54	6-0
12/08	Centenary College		W	59-54	7-0
12/12	Southeastern Louisiana		W	97-60	8-0

GOLDEN BEAR CLASSIC • OAKLAND, CALIFORNIA

12/21	vs. Louisiana-Lafayette • ULL		L	60-58	8-1
12/22	vs. Eastern Kentucky		W	75-62	9-1

RAINBOW CLASSIC • HONOLULU, HAWAII

12/28	vs. Texas		L	81-77	9-2
12/29	vs. Florida State • FSU		L	69-58	9-3
12/30	vs. Louisiana-Lafayette • ULL		W	62-58	10-3
01/02	South Carolina [SEC]		W	66-60	11-3 • 1-0
01/06	at Georgia [SEC]		L	63-60	11-4 • 1-1
01/09	at Alabama [SEC]		W	55-50	12-4 • 2-1
01/13	[24] Arkansas [SEC]		L	61-59	12-5 • 2-2
01/16	LSU [SEC]		W	55-53	13-5 • 3-2
01/20	at Ole Miss [SEC]		L	81-68	13-6 • 3-3
01/23	at [7] Kentucky [SEC]		L	76-49	13-7 • 3-4
01/27	at [7] Auburn [SEC]		L	64-54	13-8 • 3-5
01/30	[25] Florida [SEC]		W	66-63	14-8 • 4-5
02/03	Alabama [SEC]		W	79-50	15-8 • 5-5
02/06	at Tennessee [SEC]		W	88-82	16-8 • 6-5
02/10	Vanderbilt [SEC]		W	67-62	17-8 • 7-5
02/13	at Arkansas [SEC]		L	82-62	17-9 • 7-6
02/20	Ole Miss [SEC]		W	72-69	18-9 • 8-6
02/24	at LSU [SEC]		L	74-63	18-10 • 8-7
02/27	[2] Auburn [SEC]		L	76-73	18-11 • 8-8

SEC TOURNAMENT • ATLANTA, GEORGIA

03/04	vs. Vanderbilt		W	76-58	19-11
03/05	vs. [18] Tennessee		W	62-56	20-11
03/06	vs. [22] Arkansas		L	84-79 • OT	20-12

NIT 1ST ROUND • FORT COLLINS, COLORADO

03/10	at Colorado State		L	69-56	20-13
-------	-------------------	--	---	-------	-------


1999-2000 • 14-16 • 5-11 SEC • T-9TH • T-5TH WESTERN DIVISION
HEAD COACH • RICK STANSBURY

DATE	OPPONENT	MSU	W/L	SCORE	RECORD
11/21	Alabama A&M		W	89-67	1-0
11/23	Arkansas-Pine Bluff		W	107-67	2-0

USBWA HOOP & QUILL CLASSIC • ST. CHARLES, MISSOURI

11/26	vs. Valparaiso - Valpo		L	68-59	2-1
11/27	vs. Rutgers		L	74-69	2-2
11/28	vs. Northwestern		W	70-65	3-2
12/01	Southeastern Louisiana		W	70-56	4-2
12/04	Western Kentucky - WKU		W	81-69	5-2
12/07	South Carolina State		W	88-58	6-2
12/11	Centenary College		W	98-76	7-2

PETE NEWELL CHALLENGE • OAKLAND, CALIFORNIA

12/21	vs. [1] Stanford		L	76-56	7-3
-------	------------------	--	---	-------	-----

HOLIDAY STORES/TOUCH AMERICA CLASSIC • BOZEMAN, MONTANA

12/29	vs. Idaho		W	86-81	8-3
12/30	at Montana State		L	74-70	8-4
01/05	Georgia [SEC]		W	71-59	9-4 • 1-0
01/08	at Alabama [SEC]		L	77-74 • OT	9-5 • 1-1
01/12	at Ole Miss [SEC]		W	61-59	10-5 • 2-1
01/16	[4] Auburn [SEC]		L	51-45	10-6 • 2-2
01/19	at Jacksonville State		W	73-61	11-6
01/22	at Arkansas [SEC]		L	83-73	11-7 • 2-3
01/29	at [7] Auburn [SEC]		L	73-57	11-8 • 2-4
02/02	[22] LSU [SEC]		W	68-66	12-8 • 3-4
02/06	[6] Tennessee [SEC]		L	88-81	12-9 • 3-5
02/09	at [22] Vanderbilt [SEC]		L	65-64	12-10 • 3-6
02/12	Arkansas [SEC]		L	87-81	12-11 • 3-7
02/16	at South Carolina [SEC]		L	68-67	12-12 • 3-8
02/19	at [11] Florida [SEC]		L	88-58	12-13 • 3-9
02/23	Ole Miss [SEC]		W	80-67	13-13 • 4-9
02/26	at [15] LSU [SEC]		L	71-66	13-14 • 4-10
02/29	[22] Kentucky [SEC]		L	73-61	13-15 • 4-11
03/04	Alabama [SEC]		W	92-70	14-15 • 5-11

SEC TOURNAMENT • ATLANTA, GEORGIA

03/09	vs. Vanderbilt		L	76-53	14-16
-------	----------------	--	---	-------	-------

2000-01 • 18-13 • 7-9 SEC • T-8TH • T-4TH WESTERN DIVISION
HEAD COACH • RICK STANSBURY
NATIONAL INVITATION TOURNAMENT - NIT QUARTERFINALS

DATE	OPPONENT	MSU	W/L	SCORE	RECORD
------	----------	-----	-----	-------	--------

PRESEASON NIT • BERKELEY, CALIFORNIA

11/13	at California - Cal		L	83-76 • OT	0-1
11/18	McNeese State		W	83-74	1-1
11/21	Mississippi Valley State		W	93-58	2-1
11/30	Alabama A&M		W	102-60	3-1
12/02	Richmond		L	83-72	3-2
12/05	Louisiana Tech		W	68-63	4-2
12/09	Montana State		W	81-63	5-2
12/18	vs. Southeastern Louisiana [SH]		W	78-58	6-2

FIESTA BOWL CLASSIC • TUCSON, ARIZONA

12/28	vs. Louisiana-Lafayette - ULL		W	90-80	7-2
12/30	at [12] Arizona		W	75-74	8-2
01/06	Arkansas [SEC]		W	87-73	9-2 • 1-0
01/10	[8] Florida [SEC]		L	81-80	9-3 • 1-1
01/13	at [16] Alabama [SEC]		L	72-59	9-4 • 1-2
01/17	Tulane		W	83-66	10-4
01/20	at [4] Tennessee [SEC]		L	84-79	10-5 • 1-3
01/24	LSU [SEC]		L	82-73	10-6 • 1-4
01/27	[19] Ole Miss [SEC]		W	79-69	11-6 • 2-4
01/31	at Auburn [SEC]		L	60-56	11-7 • 2-5
02/03	at Arkansas [SEC]		L	83-72	11-8 • 2-6
02/07	[18] Alabama [SEC]		W	84-70	12-8 • 3-6
02/10	at Kentucky [SEC]		L	76-57	12-9 • 3-7
02/14	at [16] Ole Miss [SEC]		L	51-48	12-10 • 3-8
02/17	Auburn [SEC]		W	85-74	13-10 • 4-8
02/21	Vanderbilt [SEC]		W	80-63	14-10 • 5-8
02/24	at LSU [SEC]		W	55-48	15-10 • 6-8
02/28	at Georgia [SEC]		L	94-73	15-11 • 6-9
03/03	South Carolina [SEC]		W	77-73	16-11 • 7-9

SEC TOURNAMENT • NASHVILLE, TENNESSEE

03/08	vs. South Carolina		L	69-62	16-12
-------	--------------------	--	---	-------	-------

NIT 1ST/2ND/3RD ROUNDS • CAMPUS SITES

03/14	Southern Miss - USM		W	75-68	17-12
03/19	at Pittsburgh - Pitt		W	66-61	18-12
03/21	Tulsa		L	77-75	18-13



2001-02 - 27-8 • 10-6 SEC • T-2ND • 2ND WESTERN DIVISION

HEAD COACH - RICK STANSBURY

SEC TOURNAMENT CHAMPIONS

NCAA TOURNAMENT - ROUND OF 32

FINAL AP RANKING - NO. 17

FINAL USA TODAY RANKING - NO. 21

DATE	OPPONENT	MSU	W/L	SCORE	RECORD
11/17	Nicholls State		W	95-59	1-0
11/19	Florida A&M - FAMU		W	92-55	2-0
11/21	Little Rock - UALR		W	93-81	3-0
11/24	at Louisiana-Lafayette - ULL		W	79-71	4-0
11/28	Alabama A&M		W	70-45	5-0
12/02	South Alabama - USA		W	73-66	6-0
12/05	at Richmond		W	71-57	7-0
12/08	Arkansas State		W	91-83	8-0
12/15	vs. Louisiana-Monroe - ULM [SH]		W	104-67	9-0

PEACH BOWL CLASSIC - ATLANTA, GEORGIA

12/16	at Georgia State		W	72-63	10-0
-------	------------------	--	---	-------	------

LAS VEGAS CLASSIC - LAS VEGAS, NEVADA

12/20	vs. Richmond		W	74-72	11-0
12/21	vs. [25] Cincinnati		L	90-56	11-1
12/22	vs. Illinois-Chicago - UIC		W	77-74	12-1
12/29	at Tulane		W	77-66	13-1

01/05	[6] Kentucky [SEC]		W	74-69 • OT	14-1 • 1-0
-------	--------------------	--	---	------------	------------

01/08	at Arkansas [SEC]	[22]	L	75-64	14-2 • 1-1
-------	-------------------	------	---	-------	------------

01/12	at Ole Miss [SEC]	[22]	L	66-59	14-3 • 1-2
-------	-------------------	------	---	-------	------------

01/16	Tennessee [SEC]		W	92-91 • OT	15-3 • 2-2
-------	-----------------	--	---	------------	------------

01/19	at [16] Alabama [SEC]		L	85-73	15-4 • 2-3
-------	-----------------------	--	---	-------	------------

01/26	LSU [SEC]		W	84-61	16-4 • 3-3
-------	-----------	--	---	-------	------------

01/30	at Auburn [SEC]		W	72-64	17-4 • 4-3
-------	-----------------	--	---	-------	------------

02/02	at [5] Florida [SEC]		L	76-48	17-5 • 4-4
-------	----------------------	--	---	-------	------------

02/06	[17] Georgia [SEC]		L	86-68	17-6 • 4-5
-------	--------------------	--	---	-------	------------

02/09	[5] Alabama [SEC]		W	76-62	18-6 • 5-5
-------	-------------------	--	---	-------	------------

02/13	at LSU [SEC]		L	68-65 • OT	18-7 • 5-6
-------	--------------	--	---	------------	------------

02/16	Auburn [SEC]		W	89-53	19-7 • 6-6
-------	--------------	--	---	-------	------------

02/20	at Vanderbilt [SEC]		W	66-43	20-7 • 7-6
-------	---------------------	--	---	-------	------------

02/23	Ole Miss [SEC]		W	61-59	21-7 • 8-6
-------	----------------	--	---	-------	------------

02/27	Arkansas [SEC]		W	89-83	22-7 • 9-6
-------	----------------	--	---	-------	------------

03/02	at South Carolina [SEC]		W	64-57	23-7 • 10-6
-------	-------------------------	--	---	-------	-------------

SEC TOURNAMENT - ATLANTA, GEORGIA

03/08	vs. [11] Florida		W	62-52	24-7
-------	------------------	--	---	-------	------

03/09	vs. LSU		W	57-51	25-7
-------	---------	--	---	-------	------

03/10	vs. [8] Alabama		W	61-58	26-7
-------	-----------------	--	---	-------	------

NCAA TOURNAMENT 1ST/2ND ROUNDS - DALLAS, TEXAS

03/15	vs. McNeese State	[17]	W	70-58	27-7
-------	-------------------	------	---	-------	------

03/17	vs. Texas	[17]	L	68-64	27-8
-------	-----------	------	---	-------	------

2002-03 • 21-10 • 9-7 SEC • T-4TH • 1ST WESTERN DIVISION

HEAD COACH - RICK STANSBURY

SEC WESTERN DIVISION CHAMPIONS

NCAA TOURNAMENT - ROUND OF 64

FINAL AP RANKING - NO. 20

DATE	OPPONENT	MSU	W/L	SCORE	RECORD
11/23	Louisiana-Lafayette - ULL	[12]	L	79-76	0-1
11/25	McNeese State	[23]	W	81-65	1-1
11/30	Jacksonville	[23]	W	100-65	2-1
12/02	Alabama A&M	[24]	W	100-58	3-1
12/04	Jackson State	[24]	W	71-56	4-1
12/07	Louisiana Tech	[24]	W	78-38	5-1
12/14	vs. [13] Xavier - Ohio [NYC]	[24]	W	71-61	6-1
12/18	vs. Georgia State [J]	[16]	W	78-54	7-1

SUGAR BOWL CLASSIC - NEW ORLEANS, LOUISIANA

12/28	vs. [5] Oklahoma - OU	[16]	W	54-45	8-1
-------	-----------------------	------	---	-------	-----

12/30	at South Alabama - USA	[16]	W	85-74	9-1
-------	------------------------	------	---	-------	-----

01/02	at Alabama-Birmingham - UAB	[8]	W	68-52	10-1
-------	-----------------------------	-----	---	-------	------

DATE	OPPONENT	MSU	W/L	SCORE	RECORD
01/07	[11] Florida [SEC]	[7]	L	74-66	10-2 • 0-1
01/11	at LSU [SEC]	[7]	L	85-72	10-3 • 0-2
01/15	at [9] Alabama [SEC]	[14]	L	68-62 • OT	10-4 • 0-3
01/22	South Carolina [SEC]	[22]	W	64-48	11-4 • 1-3
01/25	LSU [SEC]	[22]	W	67-64	12-4 • 2-3
01/29	at Ole Miss [SEC]	[21]	W	58-57	13-4 • 3-3
02/01	at [15] Georgia [SEC]	[21]	L	67-63	13-5 • 3-4
02/05	Vanderbilt [SEC]	[23]	W	82-60	14-5 • 4-4
02/08	Arkansas [SEC]	[23]	W	84-54	15-5 • 5-4
02/15	Ole Miss [SEC]	[19]	W	68-64 • OT	16-5 • 6-4
02/19	at Auburn [SEC]	[19]	W	63-46	17-5 • 7-4
02/23	at [2] Kentucky [SEC]	[19]	L	70-62	17-6 • 7-5
02/26	Alabama [SEC]	[20]	W	59-55	18-6 • 8-5
03/01	at Arkansas [SEC]	[20]	L	53-51	18-7 • 8-6
03/05	at Tennessee [SEC]	[23]	L	59-49	18-8 • 8-7
03/08	Auburn [SEC]	[23]	W	67-45	19-8 • 9-7

SEC TOURNAMENT - NEW ORLEANS, LOUISIANA

03/14	vs. Ole Miss		W	73-64	20-8
-------	--------------	--	---	-------	------

03/15	vs. LSU		W	76-61	21-8
-------	---------	--	---	-------	------

03/16	vs. [2] Kentucky		L	64-57	21-9
-------	------------------	--	---	-------	------

NCAA TOURNAMENT 1ST ROUND - BIRMINGHAM, ALABAMA

03/21	vs. Butler	[20]	L	47-46	21-10
-------	------------	------	---	-------	-------

2003-04 • 26-4 • 14-2 SEC • 1ST • 1ST WESTERN DIVISION

HEAD COACH - RICK STANSBURY

SEC REGULAR SEASON CHAMPIONS

SEC WESTERN DIVISION CHAMPIONS

NCAA TOURNAMENT - ROUND OF 32

FINAL AP RANKING - NO. 8

FINAL USA TODAY RANKING - NO. 13

DATE	OPPONENT	MSU	W/L	SCORE	RECORD
11/22	UT Martin		W	90-74	1-0
11/26	South Alabama - USA		W	71-62	2-0
11/29	at Western Kentucky - WKU		W	81-75	3-0
12/01	McNeese State		W	92-69	4-0
12/03	Louisiana-Monroe - ULM		W	76-52	5-0
12/06	Alabama-Birmingham - UAB		W	86-84	6-0
12/13	Xavier - Ohio		W	82-70	7-0
12/16	vs. New Orleans [T]		W	77-59	8-0
12/20	at Santa Clara		W	66-61 • OT	9-0

SUGAR BOWL CLASSIC - NEW ORLEANS, LOUISIANA

12/27	at Tulane		W	72-50	10-0
-------	-----------	--	---	-------	------

01/03	at Little Rock - UALR	[24]	W	68-58	11-0
-------	-----------------------	------	---	-------	------

01/07	at Ole Miss [SEC]	[22]	W	61-54	12-0 • 1-0
-------	-------------------	------	---	-------	------------

01/10	Arkansas [SEC]	[22]	W	80-62	13-0 • 2-0
-------	----------------	------	---	-------	------------

01/13	[5] Kentucky [SEC]	[20]	L	67-66	13-1 • 2-1
-------	--------------------	------	---	-------	------------

01/17	at LSU [SEC]	[20]	W	64-54	14-1 • 3-1
-------	--------------	------	---	-------	------------

01/21	at [17] Florida [SEC]	[19]	W	79-68	15-1 • 4-1
-------	-----------------------	------	---	-------	------------

01/24	Georgia [SEC]	[19]	W	71-58	16-1 • 5-1
-------	---------------	------	---	-------	------------

01/28	Tennessee [SEC]	[11]	W	82-60	17-1 • 6-1
-------	-----------------	------	---	-------	------------

01/31	at Auburn [SEC]	[11]	W	73-68	18-1 • 7-1
-------	-----------------	------	---	-------	------------

02/07	Ole Miss [SEC]	[7]	W	80-56	19-1 • 8-1
-------	----------------	-----	---	-------	------------

02/11	at [25] South Carolina [SEC]	[6]	W	79-75 • OT	20-1 • 9-1
-------	------------------------------	-----	---	------------	------------

02/14	at Arkansas [SEC]	[6]	W	77-70	21-1 • 10-1
-------	-------------------	-----	---	-------	-------------

02/21	Alabama [SEC]	[4]	L	77-73	21-2 • 10-2
-------	---------------	-----	---	-------	-------------

02/25	LSU [SEC]	[7]	W	84-58	22-2 • 11-2
-------	-----------	-----	---	-------	-------------

02/28	at Vanderbilt [SEC]	[7]	W	72-69	23-2 • 12-2
-------	---------------------	-----	---	-------	-------------

03/02	Auburn [SEC]	[5]	W	105-91	24-2 • 13-2
-------	--------------	-----	---	--------	-------------

03/06	at Alabama [SEC]	[5]	W	82-81 • OT	25-2 • 14-2
-------	------------------	-----	---	------------	-------------

SEC TOURNAMENT - ATLANTA, GEORGIA

03/12	vs. Vanderbilt	[4]	L	74-70 • OT	25-3
-------	----------------	-----	---	------------	------

NCAA TOURNAMENT 1ST/2ND ROUNDS - ORLANDO, FLORIDA

03/19	vs. Monmouth	[8]	W	85-52	26-3
-------	--------------	-----	---	-------	------

03/21	vs. Xavier - Ohio	[8]	L	89-74	26-4
-------	-------------------	-----	---	-------	------

**2004-05 • 23-11 • 9-7 SEC • 5TH • 3RD WESTERN DIVISION****HEAD COACH • RICK STANSBURY****NCAA TOURNAMENT • ROUND OF 32****DATE OPPONENT MSU W/L SCORE RECORD**

11/11	vs. Fairfield	[12]	W	53-49	1-0
11/12	at Birmingham-Southern College	[12]	W	55-48	2-0

COACHES VS. CANCER CLASSIC • NEW YORK CITY, NEW YORK

11/18	vs. [5] Syracuse	[12]	L	71-58	2-1
11/19	vs. Saint Mary's	[12]	W	67-54	3-1
11/21	Nicholls State	[14]	W	98-69	4-1
11/23	Kansas City • UMKC	[14]	W	82-64	5-1
12/02	South Alabama • USA	[15]	W	66-52	6-1

JOHN R. WOODEN CLASSIC • ANAHEIM, CALIFORNIA

12/05	vs. [21] Arizona	[15]	L	68-64	6-2
12/11	Little Rock • UALR	[22]	W	83-53	7-2
12/13	at New Orleans	[22]	W	74-59	8-2
12/18	at Xavier • Ohio	[20]	W	80-74	9-2
12/20	Florida A&M • FAMU	[20]	W	104-80	10-2
12/22	vs. Jacksonville State [J]	[21]	W	95-53	11-2

SUGAR BOWL CLASSIC • NEW ORLEANS, LOUISIANA

12/30	vs. Virginia Tech	[21]	W	71-65	12-2
01/05	Auburn [SEC]	[18]	W	90-53	13-2 • 1-0
01/08	at Ole Miss [SEC]	[18]	W	87-76	14-2 • 2-0
01/12	at Tennessee [SEC]	[11]	L	64-63	14-3 • 2-1
01/15	Arkansas [SEC]	[11]	W	80-55	15-3 • 3-1
01/18	at [22] Alabama [SEC]	[17]	L	98-49	15-4 • 3-2
01/22	South Carolina [SEC]	[17]	W	73-65	16-4 • 4-2
01/29	at LSU [SEC]	[24]	L	69-62	16-5 • 4-3
02/01	Florida [SEC]	[24]	W	71-57	17-5 • 5-3
02/05	at Auburn [SEC]		L	90-76	17-6 • 5-4
02/12	Vanderbilt [SEC]		W	60-54	18-6 • 6-4
02/16	LSU [SEC]		L	80-72	18-7 • 6-5
02/19	at [3] Kentucky [SEC]		L	94-78	18-8 • 6-6
02/23	at Georgia [SEC]		W	76-68	19-8 • 7-6
02/26	Ole Miss [SEC]		W	71-68	20-8 • 8-6
03/01	at Arkansas [SEC]		W	57-55	21-8 • 9-6
03/05	[21] Alabama [SEC]		L	68-63	21-9 • 9-7

SEC TOURNAMENT • ATLANTA, GEORGIA

03/10	vs. Georgia		W	76-65	22-9
03/11	vs. Florida		L	80-64	22-10

NCAA TOURNAMENT 1ST/2ND ROUNDS • CHARLOTTE, NORTH CAROLINA

03/18	vs. Stanford		W	93-70	23-10
03/20	vs. [3] Duke		L	63-55	23-11

2005-06 • 15-15 • 5-11 SEC • T-9TH • 4TH WESTERN DIVISION**HEAD COACH • RICK STANSBURY****DATE OPPONENT MSU W/L SCORE RECORD**

11/19	Chattanooga		W	64-48	1-0
11/21	Arkansas State		W	68-63	2-0
11/23	at Charlotte		W	53-38	3-0
11/26	Northwestern State		L	76-75 • OT	3-1
11/28	Southeastern Louisiana		L	57-46	3-2
11/30	New Orleans		W	67-59	4-2
12/03	Santa Clara		W	82-69 • OT	5-2
12/10	Troy		W	88-77 • OT	6-2
12/15	vs. Jacksonville State [J]		W	104-80	7-2

SAN JUAN SHOOTOUT • GUAYNABO, PUERTO RICO

12/19	vs. Liberty		W	78-67	8-2
12/20	vs. Akron		L	83-72	8-3
12/21	vs. Holy Cross		W	76-75	9-3
12/30	George Mason		W	63-61	10-3
01/07	Arkansas [SEC]		W	69-67	11-3 • 1-0
01/11	at [2] Florida [SEC]		L	75-60	11-4 • 1-1

DATE OPPONENT MSU W/L SCORE RECORD

01/14	at Ole Miss [SEC]		L	75-65	11-5 • 1-2
01/18	LSU [SEC]		L	71-57	11-6 • 1-3
01/21	at Vanderbilt [SEC]		L	80-52	11-7 • 1-4
01/25	[19] Tennessee [SEC]		L	88-65	11-8 • 1-5
01/28	at Alabama [SEC]		L	65-59	11-9 • 1-6
02/01	Kentucky [SEC]		L	81-66	11-10 • 1-7
02/04	Auburn [SEC]		W	71-53	12-10 • 2-7
02/11	at South Carolina [SEC]		L	83-61	12-11 • 2-8
02/15	at [25] LSU [SEC]		L	72-59	12-12 • 2-9
02/18	Ole Miss [SEC]		W	84-55	13-12 • 3-9
02/22	at Auburn [SEC]		L	75-71	13-13 • 3-10
02/25	Georgia [SEC]		W	83-68	14-13 • 4-10
03/01	at Arkansas [SEC]		L	80-70	14-14 • 4-11
03/04	Alabama [SEC]		W	71-58	15-14 • 5-11

SEC TOURNAMENT • NASHVILLE, TENNESSEE

03/09	vs. South Carolina		L	59-44	15-15
-------	--------------------	--	---	-------	-------

2006-07 • 21-14 • 8-8 SEC • T-5TH • T-1ST WESTERN DIVISION**HEAD COACH • RICK STANSBURY****SEC WESTERN DIVISION CO-CHAMPIONS****NATIONAL INVITATION TOURNAMENT • NIT FINAL FOUR****DATE OPPONENT MSU W/L SCORE RECORD**

11/11	Nicholls State		W	90-55	1-0
11/13	Loyola Marymount		W	61-37	2-0
11/18	Winthrop		L	74-63	2-1
11/21	at Clemson		L	69-66	2-2
11/29	Charlotte		W	78-69	3-2
12/02	Texas A&M-Corpus Christi		W	96-72	4-2
12/09	South Alabama • USA		W	84-46	5-2
12/11	at Miami • Florida		W	70-52	6-2
12/16	McNeese State		W	89-63	7-2
12/18	Alabama State		W	74-59	8-2
12/21	vs. New Orleans [J]		W	89-63	9-2
12/30	at George Mason		L	63-59	9-3
01/02	at Missouri		L	83-75	9-4
01/07	at [19] Tennessee [SEC]		L	92-84	9-5 • 0-1
01/10	Ole Miss [SEC]		W	77-67	10-5 • 1-1
01/13	at Kentucky [SEC]		L	64-60	10-6 • 1-2
01/20	Auburn [SEC]		W	87-76	11-6 • 2-2
01/24	[1] Florida [SEC]		L	70-67	11-7 • 2-3
01/27	South Carolina [SEC]		L	66-63	11-8 • 2-4
01/30	at Ole Miss [SEC]		L	85-73	11-9 • 2-5
02/03	LSU [SEC]		W	85-78	12-9 • 3-5
02/07	at [18] Alabama [SEC]		L	80-79	12-10 • 3-6
02/10	at Auburn [SEC]		W	91-83	13-10 • 4-6
02/14	Arkansas [SEC]		W	84-60	14-10 • 5-6
02/17	at LSU [SEC]		W	56-50	15-10 • 6-6
02/21	[17] Vanderbilt [SEC]		W	83-70	16-10 • 7-6
02/24	at Georgia [SEC]		L	86-73	16-11 • 7-7
02/28	at Arkansas [SEC]		L	67-58	16-12 • 7-8
03/04	Alabama [SEC]		W	91-67	17-12 • 8-8

SEC TOURNAMENT • ATLANTA, GEORGIA

03/09	vs. Kentucky		W	84-82 • OT	18-12
03/10	vs. Arkansas		L	81-72	18-13

NIT 1ST/2ND/3RD ROUNDS • STARKVILLE, MISSISSIPPI

03/13	Mississippi Valley State		W	82-63	19-13
03/17	Bradley		W	101-72	20-13
03/20	Florida State • FSU		W	86-71	21-13

NIT FINAL FOUR • NEW YORK CITY, NEW YORK

03/27	vs. West Virginia		L	63-62	21-14
-------	-------------------	--	---	-------	-------

**2007-08 • 23-11 • 12-4 SEC • T-2ND • 1ST WESTERN DIVISION****HEAD COACH • RICK STANSBURY****SEC WESTERN DIVISION CHAMPIONS****NCAA TOURNAMENT • ROUND OF 32**

DATE	OPPONENT	MSU	W/L	SCORE	RECORD
11/10	Louisiana Tech	W		75-45	1-0
11/15	Clemson	L		84-82	1-1
11/17	UT Martin	W		86-70	2-1

ANAHEIM CLASSIC • ANAHEIM, CALIFORNIA

11/22	vs. UC Irvine	W		68-53	3-1
11/23	vs. Southern Illinois • Carbondale	L		63-49	3-2
11/25	vs. Miami • Ohio	L		67-60	3-3
12/01	Murray State	W		78-61	4-3
12/08	Southeastern Louisiana	W		84-59	5-3
12/13	Miami • Florida	L		64-58	5-4

COORS CLASSIC • MOBILE, ALABAMA

12/15	at South Alabama • USA	L		71-67	5-5
12/19	at Loyola Marymount	W		85-54	6-5
12/21	at Texas A&M Corpus Christi	W		95-70	7-5
12/30	Missouri	W		87-75	8-5
01/05	vs. Lafayette College [J]	W		77-53	9-5
01/09	at LSU [SEC]	W		61-39	10-5 • 1-0
01/12	Georgia [SEC]	W		60-49	11-5 • 2-0
01/15	Kentucky [SEC]	W		69-64	12-5 • 3-0
01/19	at Alabama [SEC]	W		66-56	13-5 • 4-0
01/26	[17] Ole Miss [SEC]	W		88-68	14-5 • 5-0
01/30	at Arkansas [SEC]	L		78-58	14-6 • 5-1
02/02	[7] Tennessee [SEC]	L		76-71	14-7 • 5-2
02/06	Alabama [SEC]	W		73-66	15-7 • 6-2
02/09	at Auburn [SEC]	W		83-64	16-7 • 7-2
02/16	Arkansas [SEC]	W		80-74	17-7 • 8-2
02/20	at Ole Miss [SEC]	L		74-63	17-8 • 8-3
02/23	at South Carolina [SEC]	W		61-56 • OT	18-8 • 9-3
02/27	Auburn [SEC]	W		89-78	19-8 • 10-3
03/01	at Florida [SEC]	W		68-59	20-8 • 11-3
03/05	at [16] Vanderbilt [SEC]	L		86-85 • OT	20-9 • 11-4
03/08	LSU [SEC]	W		84-75	21-9 • 12-4

SEC TOURNAMENT • ATLANTA, GEORGIA

03/14	vs. Alabama	W		69-67 • OT	22-9
03/15	vs. Georgia	L		64-60	22-10

NCAA TOURNAMENT 1ST/2ND ROUNDS • LITTLE ROCK, ARKANSAS

03/21	vs. Oregon	W		76-69	23-10
03/23	vs. [2] Memphis	L		77-74	23-11

2008-09 • 23-13 • 9-7 SEC • T-5TH • 3RD WESTERN DIVISION**HEAD COACH • RICK STANSBURY****SEC TOURNAMENT CHAMPIONS****NCAA TOURNAMENT • ROUND OF 64**

DATE	OPPONENT	MSU	W/L	SCORE	RECORD
11/15	Centenary College	W		77-55	1-0
11/17	Louisiana-Monroe • ULM	W		78-49	2-0

LEGENDS CLASSIC REGIONAL ROUNDS • STARKVILLE, MISSISSIPPI

11/19	North Alabama	W		102-61	3-0
11/22	Fairleigh Dickinson	W		84-58	4-0
11/25	at St. Bonaventure	W		76-71	5-0

LEGENDS CLASSIC • NEWARK, NEW JERSEY

11/28	vs. Washington State	L		63-52	5-1
11/29	vs. Texas Tech	L		77-73	5-2
12/06	Alabama State	W		76-67	6-2
12/10	Charlotte	L		70-64	6-3
12/13	South Alabama • USA	W		79-60	7-3

SEC/BIG EAST CHALLENGE • CINCINNATI, OHIO • U.S. BANK ARENA

12/18	vs. Cincinnati	L		75-63	7-4
12/22	vs. Nicholls State [J]	W		74-68	8-4

DATE	OPPONENT	MSU	W/L	SCORE	RECORD
12/30	San Diego • USD	L		64-61 • OT	8-5
01/03	Houston	W		82-65	9-5
01/05	Western Kentucky • WKU	W		95-67	10-5
01/10	at Arkansas [SEC]	W		70-56	11-5 • 1-0
01/14	Alabama [SEC]	W		83-74	12-5 • 2-0
01/17	Vanderbilt [SEC]	W		73-66	13-5 • 3-0
01/21	at LSU [SEC]	L		81-57	13-6 • 3-1
01/24	at Georgia [SEC]	W		67-61	14-6 • 4-1
01/31	Ole Miss [SEC]	L		67-63	14-7 • 4-2
02/03	at Kentucky [SEC]	W		66-57	15-7 • 5-2
02/07	Arkansas [SEC]	W		86-77	16-7 • 6-2
02/11	LSU [SEC]	L		97-94 • 2OT	16-8 • 6-3
02/14	at Auburn [SEC]	L		91-76	16-9 • 6-4
02/18	South Carolina [SEC]	W		75-70	17-9 • 7-4
02/21	at Alabama [SEC]	L		87-85 • 2OT	17-10 • 7-5
02/25	at Tennessee [SEC]	L		81-76	17-11 • 7-6
02/28	Auburn [SEC]	L		76-58	17-12 • 7-7
03/04	Florida [SEC]	W		80-71	18-12 • 8-7
03/07	at Ole Miss [SEC]	W		82-80	19-12 • 9-7

SEC TOURNAMENT • TAMPA, FLORIDA

03/12	vs. Georgia	W		79-60	20-12
03/13	vs. South Carolina	W		82-68	21-12
03/14	vs. [20] LSU	W		67-57	22-12
03/15	vs. Tennessee	W		64-61	23-12

NCAA TOURNAMENT 1ST ROUND • PORTLAND, OREGON

03/19	vs. [15] Washington	L		71-58	23-13
-------	---------------------	---	--	-------	-------

**2009-10 • 24-12 • 9-7 SEC • T-4TH • T-1ST WESTERN DIVISION****HEAD COACH • RICK STANSBURY****SEC WESTERN DIVISION CO-CHAMPIONS****NATIONAL INVITATION TOURNAMENT • NIT ROUND OF 16**

DATE	OPPONENT	MSU	W/L	SCORE	RECORD
11/13	Rider	[18]	L	88-74	0-1
11/19	Southeastern Louisiana		W	82-67	1-1
11/21	Bethune-Cookman • BCU		W	67-51	2-1
11/24	Texas-Rio Grande Valley • UTRGV		W	75-50	3-1

SOUTH PADRE INVITATIONAL • SOUTH PADRE ISLAND, TEXAS

11/27	vs. Richmond		L	63-62	3-2
11/28	vs. Old Dominion • ODU		W	69-55	4-2
12/05	St. Bonaventure		W	105-53	5-2

SEC/BIG EAST CHALLENGE • TAMPA, FLORIDA

12/10	vs. DePaul		W	76-45	6-2
-------	------------	--	---	-------	-----

JOHN R. WOODEN CLASSIC • ANAHEIM, CALIFORNIA

12/12	vs. UCLA		W	72-54	7-2
12/16	Wright State		W	80-69	8-2
12/19	at Houston		W	70-64	9-2
12/22	vs. Centenary College [J]		W	88-51	10-2
12/28	Mississippi Valley State		W	73-45	11-2
12/31	at San Diego • USD		W	77-68	12-2

01/04	at Western Kentucky • WKU		L	55-52	12-3
-------	---------------------------	--	---	-------	------

01/09	at [14] Ole Miss [SEC]		W	80-75	13-3 • 1-0
-------	------------------------	--	---	-------	------------

01/14	Arkansas [SEC]		W	82-80	14-3 • 2-0
-------	----------------	--	---	-------	------------

01/16	Georgia [SEC]		W	72-69	15-3 • 3-0
-------	---------------	--	---	-------	------------

01/23	at Alabama [SEC]	[23]	L	62-57	15-4 • 3-1
-------	------------------	------	---	-------	------------

01/28	at Arkansas [SEC]		L	67-62	15-5 • 3-2
-------	-------------------	--	---	-------	------------

01/30	LSU [SEC]		W	67-51	16-5 • 4-2
-------	-----------	--	---	-------	------------

02/03	at [18] Vanderbilt [SEC]		L	75-72	16-6 • 4-3
-------	--------------------------	--	---	-------	------------

02/06	at Florida [SEC]		L	69-62	16-7 • 4-4
-------	------------------	--	---	-------	------------

02/11	Ole Miss [SEC]		W	71-63	17-7 • 5-4
-------	----------------	--	---	-------	------------

02/13	Auburn [SEC]		W	85-75 • OT	18-7 • 6-4
-------	--------------	--	---	------------	------------

02/16	[2] Kentucky [SEC]		L	81-75 • OT	18-8 • 6-5
-------	--------------------	--	---	------------	------------

02/20	at LSU [SEC]		W	60-59	19-8 • 7-5
-------	--------------	--	---	-------	------------

02/24	Alabama [SEC]		W	74-66	20-8 • 8-5
-------	---------------	--	---	-------	------------

02/27	at South Carolina [SEC]		W	76-63	21-8 • 9-5
-------	-------------------------	--	---	-------	------------

03/03	at Auburn [SEC]		L	89-80	21-9 • 9-6
-------	-----------------	--	---	-------	------------

03/06	[16] Tennessee [SEC]		L	75-59	21-10 • 9-7
-------	----------------------	--	---	-------	-------------

SEC TOURNAMENT • NASHVILLE, TENNESSEE

03/12	vs. Florida		W	75-69	22-10
-------	-------------	--	---	-------	-------

03/13	vs. [20] Vanderbilt		W	62-52	23-10
-------	---------------------	--	---	-------	-------

03/14	vs. [2] Kentucky		L	75-74 • OT	23-11
-------	------------------	--	---	------------	-------

NIT 1ST/2ND ROUNDS • STARKVILLE, MISSISSIPPI

03/16	Jackson State		W	81-67	24-11
-------	---------------	--	---	-------	-------

03/20	North Carolina		L	76-74	24-12
-------	----------------	--	---	-------	-------

2010-11 • 17-14 • 9-7 SEC • T-4TH • 2ND WESTERN DIVISION**HEAD COACH • RICK STANSBURY**

DATE	OPPONENT	MSU	W/L	SCORE	RECORD
11/12	Tennessee State		W	75-65	1-0
11/19	Appalachian State		W	76-74	2-0
11/22	Detroit		W	82-76	3-0
11/26	Troy		W	92-83 • OT	4-0
11/30	Florida Atlantic • FAU		L	61-59	4-1
12/11	East Tennessee State		L	63-62	4-2
12/12	North Carolina A&T		W	74-58	5-2
12/13	Nicholls State		W	67-58	6-2
12/14	Alabama State		W	67-46	7-2

BATTLE OF ATLANTIS • NASSAU, THE BAHAMAS

12/18	vs. Virginia Tech		L	88-57	7-3
-------	-------------------	--	---	-------	-----

DIAMONDHEAD CLASSIC • HONOLULU, HAWAII

12/22	vs. Washington State		L	83-57	7-4
-------	----------------------	--	---	-------	-----

12/23	vs. San Diego • USD		W	69-52	8-4
-------	---------------------	--	---	-------	-----

12/25	at Hawaii		L	68-57	8-5
-------	-----------	--	---	-------	-----

DATE OPPONENT MSU W/L SCORE RECORD**SHAMROCK SHOOTOUT • LAS VEGAS, NEVADA**

12/29	vs. Saint Mary's		L	94-72	8-6
-------	------------------	--	---	-------	-----

01/08	Alabama [SEC]		L	75-57	8-7 • 0-1
-------	---------------	--	---	-------	-----------

01/13	at Ole Miss [SEC]		W	69-64	9-7 • 1-1
-------	-------------------	--	---	-------	-----------

01/16	Auburn [SEC]		W	85-66	10-7 • 2-1
-------	--------------	--	---	-------	------------

01/22	at Georgia [SEC]		L	86-64	10-8 • 2-2
-------	------------------	--	---	-------	------------

01/27	[19] Vanderbilt [SEC]		L	81-74	10-9 • 2-3
-------	-----------------------	--	---	-------	------------

01/29	[24] Florida [SEC]		W	71-64	11-9 • 3-3
-------	--------------------	--	---	-------	------------

02/02	at Alabama [SEC]		L	75-61	11-10 • 3-4
-------	------------------	--	---	-------	-------------

02/05	at LSU [SEC]		W	58-57	12-10 • 4-4
-------	--------------	--	---	-------	-------------

02/09	Arkansas [SEC]		W	67-56	13-10 • 5-4
-------	----------------	--	---	-------	-------------

02/12	at Auburn [SEC]		L	65-62	13-11 • 5-5
-------	-----------------	--	---	-------	-------------

02/15	at [22] Kentucky [SEC]		L	85-79	13-12 • 5-6
-------	------------------------	--	---	-------	-------------

02/19	Ole Miss [SEC]		W	71-58	14-12 • 6-6
-------	----------------	--	---	-------	-------------

02/23	LSU [SEC]		L	84-82	14-13 • 6-7
-------	-----------	--	---	-------	-------------

02/26	at Tennessee [SEC]		W	70-69	15-13 • 7-7
-------	--------------------	--	---	-------	-------------

03/02	at Arkansas [SEC]		W	88-78	16-13 • 8-7
-------	-------------------	--	---	-------	-------------

03/05	South Carolina [SEC]		W	60-58	17-13 • 9-7
-------	----------------------	--	---	-------	-------------

SEC TOURNAMENT • ATLANTA, GEORGIA

03/11	vs. Vanderbilt		L	87-81	17-14
-------	----------------	--	---	-------	-------

2011-12 • 21-12 • 8-8 SEC • T-6TH**NATIONAL INVITATION TOURNAMENT • NIT ROUND OF 32****HEAD COACH • RICK STANSBURY**

DATE	OPPONENT	MSU	W/L	SCORE	RECORD
------	----------	-----	-----	-------	--------

2K SPORTS CLASSIC REGIONAL ROUNDS • STARKVILLE, MISSISSIPPI

11/07	Eastern Kentucky		W	76-66	1-0
-------	------------------	--	---	-------	-----

11/09	Akron		L	68-58	1-1
-------	-------	--	---	-------	-----

11/12	South Alabama • USA		W	80-65	2-1
-------	---------------------	--	---	-------	-----

2K SPORTS CLASSIC • NEW YORK CITY, NEW YORK

11/17	vs. [19] Texas A&M		W	69-60	3-1
-------	--------------------	--	---	-------	-----

11/18	vs. [15] Arizona		W	67-57	4-1
-------	------------------	--	---	-------	-----

11/21	Louisiana-Monroe • ULM	[24]	W	78-63	5-1
-------	------------------------	------	---	-------	-----

11/25	UT Martin	[24]	W	76-50	6-1
-------	-----------	------	---	-------	-----

11/27	North Texas	[24]	W	82-59	7-1
-------	-------------	------	---	-------	-----

SEC/BIG EAST CHALLENGE • STARKVILLE, MISSISSIPPI

12/03	West Virginia	[21]	W	75-62	8-1
-------	---------------	------	---	-------	-----

12/10	Troy	[17]	W	106-68	9-1
-------	------	------	---	--------	-----

12/13	Florida Atlantic • FAU	[17]	W	75-68	10-1
-------	------------------------	------	---	-------	------

12/17	at Detroit	[17]	W	80-75	11-1
-------	------------	------	---	-------	------

12/22	vs. Northwestern State [J]	[18]	W	82-67	12-1
-------	----------------------------	------	---	-------	------

12/28	vs. [6] Baylor [D]	[15]	L	54-52	12-2
-------	--------------------	------	---	-------	------

12/31	Utah State	[15]	W	66-64	13-2
-------	------------	------	---	-------	------

01/07	at Arkansas [SEC]	[15]	L	98-88	13-3 • 0-1
-------	-------------------	------	---	-------	------------

01/12	Tennessee [SEC]	[20]	W	62-58	14-3 • 1-1
-------	-----------------	------	---	-------	------------

01/14	Alabama [SEC]	[20]	W	56-52	15-3 • 2-1
-------	---------------	------	---	-------	------------

01/18	at Ole Miss [SEC]	[18]	L	75-68	15-4 • 2-2
-------	-------------------	------	---	-------	------------

01/21	at Vanderbilt [SEC]	[18]	W	78-77 • OT	16-4 • 3-2
-------	---------------------	------	---	------------	------------

01/25	LSU [SEC]	[18]	W	76-71	17-4 • 4-2
-------	-----------	------	---	-------	------------

01/28	at [14] Florida [SEC]	[18]	L	69-57	17-5 • 4-3
-------	-----------------------	------	---	-------	------------

02/04	Auburn [SEC]	[22]	W	91-88	18-5 • 5-3
-------	--------------	------	---	-------	------------

02/09	Ole Miss [SEC]	[20]	W	70-60	19-5 • 6-3
-------	----------------	------	---	-------	------------

02/11	Georgia [SEC]	[20]	L	70-68 • OT	19-6 • 6-4
-------	---------------	------	---	------------	------------

02/14	at LSU [SEC]		L	69-67 • OT	19-7 • 6-5
-------	--------------	--	---	------------	------------

02/18	at Auburn [SEC]		L	65-55	19-8 • 6-6
-------	-----------------	--	---	-------	------------

02/21	[1] Kentucky [SEC]		L	73-64	19-9 • 6-7
-------	--------------------	--	---	-------	------------

02/25	at Alabama [SEC]		L	67-50	19-10 • 6-8
-------	------------------	--	---	-------	-------------

02/29	at South Carolina [SEC]		W	69-67 • OT	20-10 • 7-8
-------	-------------------------	--	---	------------	-------------

03/03	Arkansas [SEC]		W	79-59	21-10 • 8-8
-------	----------------	--	---	-------	-------------

SEC TOURNAMENT • NEW ORLEANS, LOUISIANA

03/08	vs. Georgia		L	71-61	21-11
-------	-------------	--	---	-------	-------

NIT 1ST ROUND • STARKVILLE, MISSISSIPPI

03/13	Massachusetts • UMass		L	101-96 • 2OT	21-12
-------	-----------------------	--	---	--------------	-------

**2012-13 • 10-22 • 4-14 SEC • T-12TH****HEAD COACH • RICK RAY**

DATE	OPPONENT	MSU	W/L	SCORE	RECORD
11/09	at Troy		L	56-53	0-1
11/13	Florida Atlantic • FAU		W	78-58	1-1

MAUI CLASSIC • MAUI, HAWAII

11/19	vs. [9] North Carolina		L	95-49	1-2
11/20	vs. Marquette		L	89-62	1-3
11/21	vs. Texas		L	69-55	1-4
11/27	Alcorn State		W	60-42	2-4
12/01	at Providence		L	73-63	2-5
12/04	Texas-San Antonio • UTSA		W	53-42	3-5
12/15	at Loyola • Chicago		L	59-51	3-6
12/22	vs. Central Arkansas • UCA [J]		W	79-72	4-6
12/30	Alabama A&M		L	59-57	4-7
01/03	New Orleans		W	97-46	5-7
01/09	South Carolina [SEC]		W	56-54	6-7 • 1-0
01/12	at Georgia [SEC]		W	72-61	7-7 • 2-0
01/16	Alabama [SEC]		L	75-43	7-8 • 2-1
01/19	at Tennessee [SEC]		L	72-57	7-9 • 2-2
01/23	at Arkansas [SEC]		L	96-70	7-10 • 2-3
01/26	[8] Florida [SEC]		L	82-47	7-11 • 2-4
01/30	Texas A&M [SEC]		L	55-49 • OT	7-12 • 2-5
02/02	LSU [SEC]		L	69-68	7-13 • 2-6
02/06	at Ole Miss [SEC]		L	93-75	7-14 • 2-7
02/09	at [2] Florida [SEC]		L	83-58	7-15 • 2-8
02/13	Missouri [SEC]		L	78-36	7-16 • 2-9
02/16	at LSU [SEC]		L	80-68	7-17 • 2-10
02/20	at Alabama [SEC]		L	64-56	7-18 • 2-11
02/23	Vanderbilt [SEC]		L	72-31	7-19 • 2-12
02/27	at Kentucky [SEC]		L	85-55	7-20 • 2-13
03/02	Ole Miss [SEC]		W	73-67	8-20 • 3-13
03/06	at South Carolina [SEC]		L	79-72	8-21 • 3-14
03/09	Auburn [SEC]		W	74-71 • OT	9-21 • 4-14

SEC TOURNAMENT • NASHVILLE, TENNESSEE

03/13	vs. South Carolina		W	70-59	10-21
03/14	vs. Tennessee		L	69-53	10-22

2013-14 • 14-19 • 3-15 SEC • 14TH**HEAD COACH • RICK RAY**

DATE	OPPONENT	MSU	W/L	SCORE	RECORD
11/08	Prairie View A&M		W	71-56	1-0
11/14	Kennesaw State		W	78-55	2-0
11/19	Mississippi Valley State		W	94-72	3-0
11/23	at Utah State		L	87-68	3-1
11/27	Jackson State		W	58-56	4-1
12/01	Loyola • Chicago		W	65-64 • OT	5-1

SEC/BIG 12 CHALLENGE • STARKVILLE, MISSISSIPPI

12/05	TCU		L	71-61	5-2
12/13	vs. Southeastern Louisiana [T]		W	68-62	6-2
12/17	Florida A&M • FAMU		W	78-65	7-2
12/19	Florida Gulf Coast • FGCU		W	66-53	8-2

LAS VEGAS CLASSIC • LAS VEGAS, NEVADA

12/22	vs. South Florida • USF		W	71-66	9-2
12/23	vs. UNLV		L	82-66	9-3
01/02	Maryland Eastern Shore		W	77-63	10-3
01/08	at [14] Kentucky [SEC]		L	85-63	10-4 • 0-1
01/11	Ole Miss [SEC]		W	76-72	11-4 • 1-1
01/15	at Alabama [SEC]		L	80-61	11-5 • 1-2
01/18	Texas A&M [SEC]		W	81-72 • OT	12-5 • 2-2
01/22	Auburn [SEC]		W	82-74	13-5 • 3-2
01/25	at Ole Miss [SEC]		L	82-63	13-6 • 3-3
01/30	[3] Florida [SEC]		L	62-51	13-7 • 3-4
02/01	at Vanderbilt [SEC]		L	55-49	13-8 • 3-5
02/05	at Texas A&M [SEC]		L	72-52	13-9 • 3-6

DATE	OPPONENT	MSU	W/L	SCORE	RECORD
02/08	[18] Kentucky [SEC]		L	69-59	13-10 • 3-7
02/12	Georgia [SEC]		L	75-55	13-11 • 3-8
02/15	at Auburn [SEC]		L	92-82	13-12 • 3-9
02/19	at LSU [SEC]		L	92-81	13-13 • 3-10
02/22	Arkansas [SEC]		L	73-69	13-14 • 3-11
02/26	Tennessee [SEC]		L	75-68	13-15 • 3-12
03/01	at Missouri [SEC]		L	85-66	13-16 • 3-13
03/05	at Georgia [SEC]		L	66-45	13-17 • 3-14
03/08	South Carolina [SEC]		L	74-62	13-18 • 3-15

SEC TOURNAMENT • ATLANTA, GEORGIA

03/12	vs. Vanderbilt		W	82-68	14-18
03/13	vs. Ole Miss		L	78-66	14-19

2014-15 • 13-19 • 6-12 SEC • T-11TH**HEAD COACH • RICK RAY**

DATE	OPPONENT	MSU	W/L	SCORE	RECORD
11/14	Western Carolina		W	66-56	1-0
11/17	Mississippi Valley State		W	89-68	2-0
11/22	Utah State		W	71-63	3-0
11/24	Clayton State		W	59-46	4-0

CORPUS CHRISTI CHALLENGE • CORPUS CHRISTI, TEXAS

11/28	vs. Saint Louis		W	75-50	5-0
11/29	vs. TCU		L	61-52	5-1
12/06	at Tulane		L	59-54	5-2
12/13	at Oregon State		L	59-49	5-3
12/17	Arkansas State		L	69-55	5-4
12/20	vs. South Carolina Upstate [J]		L	53-51	5-5
12/23	Jacksonville		W	70-47	6-5
12/30	McNeese State		L	66-47	6-6
01/02	Florida State • FSU		W	62-55	7-6
01/07	Tennessee [SEC]		L	61-47	7-7 • 0-1
01/10	at Florida [SEC]		L	72-47	7-8 • 0-2
01/13	at Texas A&M [SEC]		L	74-70	7-9 • 0-3
01/17	Vanderbilt [SEC]		W	57-54	8-9 • 1-3
01/21	at Auburn [SEC]		W	78-71	9-9 • 2-3
01/24	Georgia [SEC]		L	72-66	9-10 • 2-4
01/28	at Ole Miss [SEC]		L	79-73	9-11 • 2-5
01/31	LSU [SEC]		W	73-67	10-11 • 3-5
02/03	at Tennessee [SEC]		W	71-66	11-11 • 4-5
02/07	at Arkansas [SEC]		L	61-41	11-12 • 4-6
02/10	Alabama [SEC]		L	55-51	11-13 • 4-7
02/14	at Missouri [SEC]		W	77-74	12-13 • 5-7
02/19	Ole Miss [SEC]		L	71-65	12-14 • 5-8
02/21	[18] Arkansas [SEC]		L	65-61	12-15 • 5-9
02/25	[1] Kentucky [SEC]		L	74-56	12-16 • 5-10
02/28	at South Carolina [SEC]		L	81-68	12-17 • 5-11
03/04	at Vanderbilt [SEC]		L	66-56	12-18 • 5-12
03/07	Missouri [SEC]		W	52-43	13-18 • 6-12

SEC TOURNAMENT • ATLANTA, GEORGIA

03/11	vs. Auburn		L	74-68	13-19
-------	------------	--	---	-------	-------

**2015-16 • 14-17 • 7-11 SEC • 11TH****HEAD COACH • BEN HOWLAND**

DATE	OPPONENT	MSU	W/L	SCORE	RECORD
11/13	Eastern Washington		W	106-88	1-0
11/16	Southern	L		76-72	1-1

PUERTO RICO TIPOFF • SAN JUAN, PUERTO RICO

11/19	vs. Miami • Florida		L	105-79	1-2
11/20	vs. Texas Tech		L	74-72	1-3
11/22	vs. Missouri State	W		84-70	2-3
11/28	UT Martin	W		76-51	3-3
12/02	Texas Southern	W		86-73	4-3
12/12	at Kansas City • UMKC		L	72-67	4-4
12/16	at Florida State • FSU		L	90-66	4-5
12/19	Tulane	W		69-59	5-5
12/23	vs. Northern Colorado [J]	W		93-69	6-5
12/31	North Carolina Central • NC Central	W		71-48	7-5
01/06	[21] Texas A&M [SEC]	L		61-60	7-6 • 0-1
01/09	at Arkansas [SEC]	L		82-68	7-7 • 0-2
01/12	at [14] Kentucky [SEC]	L		80-74	7-8 • 0-3
01/16	Tennessee [SEC]	L		80-75	7-9 • 0-4
01/19	at Florida [SEC]	L		81-78	7-10 • 0-5
01/23	Ole Miss [SEC]	W		83-77	8-10 • 1-5
01/26	at South Carolina [SEC]	L		84-74	8-11 • 1-6
01/30	at Missouri [SEC]	W		76-62	9-11 • 2-6
02/02	Alabama [SEC]	L	82-80 • OT	9-12 • 2-7	
02/06	at LSU [SEC]	L		88-77	9-13 • 2-8
02/09	Arkansas [SEC]	W		78-46	10-13 • 3-8
02/13	Georgia [SEC]	L		66-57	10-14 • 3-9
02/16	Vanderbilt [SEC]	W		75-74	11-14 • 4-9
02/20	at Alabama [SEC]	W		67-61	12-14 • 5-9
02/24	at [21] Texas A&M [SEC]	L		68-66	12-15 • 5-10
02/27	South Carolina [SEC]	W		68-58	13-15 • 6-10
03/02	at Ole Miss [SEC]	L		86-78	13-16 • 6-11
03/05	Auburn [SEC]	W		79-66	13-17 • 7-11

SEC TOURNAMENT • NASHVILLE, TENNESSEE

03/10	vs. Georgia	L		79-69	14-17
-------	-------------	---	--	-------	-------

2016-17 • 16-16 • 6-12 SEC • 12TH**HEAD COACH • BEN HOWLAND**

DATE	OPPONENT	MSU	W/L	SCORE	RECORD
11/11	Norfolk State	W		78-74	1-0

CHARLESTON CLASSIC • CHARLESTON, SOUTH CAROLINA

11/17	vs. Central Florida • UCF		L	86-61	1-1
11/18	vs. Boise State	W		80-68	2-1
11/20	vs. Texas-El Paso • UTEP	W		61-54	3-1
11/25	Lehigh	L		87-73	3-2
11/28	Northwestern State	W		65-59	4-2
12/01	Oregon State	W		74-57	5-2
12/04	Georgia State	W		82-60	6-2
12/14	East Tennessee State	L		67-65	6-3
12/19	vs. Southern Miss • USM [J]	W		86-44	7-3
12/22	Morehead State	W		85-76	8-3
12/29	Kansas City • UMKC	W		77-54	9-3
01/03	Alabama [SEC]	L		68-58	9-4 • 0-1
01/07	at LSU [SEC]	W		95-78	10-4 • 1-1
01/10	at Arkansas [SEC]	W		84-78	11-4 • 2-1
01/14	Texas A&M [SEC]	W		67-59	12-4 • 3-1
01/17	[5] Kentucky [SEC]	L		88-81	12-5 • 3-2
01/21	at Tennessee [SEC]	L		91-74	12-6 • 3-3
01/25	Missouri [SEC]	W		89-74	13-6 • 4-3
01/28	at Alabama [SEC]	L		71-62	13-7 • 4-4
01/31	at Ole Miss [SEC]	L		88-61	13-8 • 4-5
02/04	Tennessee [SEC]	W		64-59	14-8 • 5-5
02/07	at Auburn [SEC]	L		98-92	14-9 • 5-6

DATE OPPONENT MSU W/L SCORE RECORD

02/11	[19] South Carolina [SEC]		L	77-73	14-10 • 5-7
02/14	at Georgia [SEC]		L	79-72	14-11 • 5-8
02/18	[15] Florida [SEC]		L	57-52	14-12 • 5-9
02/21	Ole Miss [SEC]	L		87-82 • OT	14-13 • 5-10
02/25	at Vanderbilt [SEC]	L		77-48	14-14 • 5-11
02/28	at South Carolina [SEC]		L	63-57	14-15 • 5-12
03/04	LSU [SEC]	W		88-76	15-15 • 6-12

SEC TOURNAMENT • NASHVILLE, TENNESSEE

03/08	vs. LSU	W		79-52	16-15
03/09	vs. Alabama	L		75-55	16-16

2017-18 • 25-12 • 9-9 SEC • T-7TH**NIT • SEMIFINALS • FINAL FOUR****HEAD COACH • BEN HOWLAND****DATE OPPONENT MSU W/L SCORE RECORD**

11/10	Alabama State	W		96-68	1-0
11/18	Florida A&M • FAMU	W		79-48	2-0
11/20	Green Bay	W		77-68	3-0
11/22	Stephen F. Austin • SFA	W		80-75	4-0
11/26	Jacksonville State	W		59-56	5-0
11/30	North Dakota State	W		83-59	6-0
12/03	Dayton	W		61-59	7-0
12/09	North Georgia	W		95-62	8-0
12/12	at [25] Cincinnati [HH]	L		65-50	8-1
12/16	UT Martin	W		92-61	9-1
12/20	Little Rock • UALR	W		64-48	10-1
12/23	vs. Southern Miss • USM [J]	W		70-64	11-1
12/30	North Florida • UNF	W		109-81	12-1
01/02	[22] Arkansas [SEC]	W		78-75	13-1 • 1-0
01/06	at Ole Miss [SEC]	L		64-58	13-2 • 1-1
01/10	at Florida [SEC]	L		71-54	13-3 • 1-2
01/13	[22] Auburn [SEC]	L		76-68	13-4 • 1-3
01/16	Vanderbilt [SEC]	W		80-62	14-4 • 2-3
01/20	at Alabama [SEC]	L		68-62	14-5 • 2-4
01/23	at Kentucky [SEC]	L		78-65	14-6 • 2-5
01/27	Missouri [SEC]	W		74-62	15-6 • 3-5
01/31	at South Carolina [SEC]	W		81-76	16-6 • 4-5
02/03	Georgia [SEC]	W		72-57	17-6 • 5-5
02/06	Alabama [SEC]	W		67-63	18-6 • 6-5
02/10	at Missouri [SEC]	L	89-85 • OT	18-7 • 6-6	
02/14	at Vanderbilt [SEC]	L		81-80	18-8 • 6-7
02/17	Ole Miss [SEC]	W		79-62	19-8 • 7-7
02/20	at Texas A&M [SEC]	W		93-81	20-8 • 8-7
02/24	South Carolina [SEC]	W		72-68 • OT	21-8 • 9-7
02/27	[16] Tennessee [SEC]	L		76-54	21-9 • 9-8
03/03	at LSU [SEC]	L		78-57	21-10 • 9-9

SEC TOURNAMENT • ST. LOUIS, MISSOURI

03/08	vs. LSU	W		80-77	22-10
03/09	vs. [13] Tennessee	L		62-59	22-11

NIT 1ST/2ND/3RD ROUNDS • CAMPUS SITES

03/14	Nebraska	W		66-59	23-11
03/18	at Baylor	W		78-77	24-11
03/20	at Louisville	W		79-56	25-11

NIT FINAL FOUR • NEW YORK CITY, NEW YORK

03/27	vs. Penn State	L		75-60	25-12
-------	----------------	---	--	-------	-------



2018-19 • 23-11 • 10-8 SEC • T-6TH

NCAA TOURNAMENT • 1ST ROUND • ROUND OF 64

HEAD COACH • BEN HOWLAND

DATE	OPPONENT	MSU	W/L	SCORE	RECORD
11/09	Austin Peay	[18]	W	95-67	1-0

MGM RESORTS REGIONAL ROUNDS • STARKVILLE, MISSISSIPPI

11/11	Hartford	[18]	W	77-59	2-0
11/16	Long Beach State	[17]	W	79-51	3-0

MGM RESORTS CHAMPIONSHIP ROUNDS • LAS VEGAS, NEVADA

11/19	vs. Arizona State	[15]	L	72-67	3-1
11/21	vs. Saint Mary's	[15]	W	61-57	4-1
11/26	Alcorn State	[25]	W	88-65	5-1
11/30	at Dayton	[25]	W	65-58	6-1
12/04	McNeese State	[22]	W	90-77	7-1

NEVER FORGET TRIBUTE CLASSIC • NEWARK, NEW JERSEY

12/08	vs. Clemson		W	82-71	8-1
12/15	Cincinnati	[18]	W	70-59	9-1
12/19	Wofford	[17]	W	98-87	10-1
12/22	vs. Wright State [J]	[17]	W	67-63	11-1
12/29	Brigham Young • BYU	[19]	W	103-81	12-1

01/08	at South Carolina [SEC]	[14]	L	87-82 • OT	12-2 • 0-1
-------	-------------------------	------	---	------------	------------

01/12	Ole Miss [SEC]	[14]	L	81-77	12-3 • 0-2
-------	----------------	------	---	-------	------------

01/15	Florida [SEC]	[24]	W	71-68	13-3 • 1-2
-------	---------------	------	---	-------	------------

01/19	at Vanderbilt [SEC]	[24]	W	71-55	14-3 • 2-2
-------	---------------------	------	---	-------	------------

01/22	at [8] Kentucky [SEC]	[22]	L	76-55	14-4 • 2-3
-------	-----------------------	------	---	-------	------------

01/26	[16] Auburn [SEC]	[22]	W	92-84	15-4 • 3-3
-------	-------------------	------	---	-------	------------

01/29	at Alabama [SEC]	[22]	L	83-79	15-5 • 3-4
-------	------------------	------	---	-------	------------

02/02	at Ole Miss [SEC]	[22]	W	81-75	16-5 • 4-4
-------	-------------------	------	---	-------	------------

02/06	[21] LSU [SEC]		L	92-88 • OT	16-6 • 4-5
-------	----------------	--	---	------------	------------

02/09	[5] Kentucky [SEC]		L	71-67	16-7 • 4-6
-------	--------------------	--	---	-------	------------

02/12	Alabama [SEC]		W	81-62	17-7 • 5-6
-------	---------------	--	---	-------	------------

02/16	at Arkansas [SEC]		W	77-67	18-7 • 6-6
-------	-------------------	--	---	-------	------------

02/20	at Georgia [SEC]		W	68-67	19-7 • 7-6
-------	------------------	--	---	-------	------------

02/23	South Carolina [SEC]		W	76-61	20-7 • 8-6
-------	----------------------	--	---	-------	------------

02/26	Missouri [SEC]		W	68-49	21-7 • 9-6
-------	----------------	--	---	-------	------------

03/02	at Auburn [SEC]		L	80-75	21-8 • 9-7
-------	-----------------	--	---	-------	------------

03/05	at [5] Tennessee [SEC]		L	71-54	21-9 • 9-8
-------	------------------------	--	---	-------	------------

03/09	Texas A&M [SEC]		W	92-81	22-9 • 10-8
-------	-----------------	--	---	-------	-------------

SEC TOURNAMENT • NASHVILLE, TENNESSEE

03/14	vs. Texas A&M		W	80-54	23-9
-------	---------------	--	---	-------	------

03/15	vs. [8] Tennessee		L	83-76	23-10
-------	-------------------	--	---	-------	-------

NCAA TOURNAMENT 1ST ROUND • SAN JOSE, CALIFORNIA

03/22	vs. Liberty		L	80-76	23-11
-------	-------------	--	---	-------	-------

03/22	vs. Liberty		L	80-76	23-11
-------	-------------	--	---	-------	-------

03/22	vs. Liberty		L	80-76	23-11
-------	-------------	--	---	-------	-------

03/22	vs. Liberty		L	80-76	23-11
-------	-------------	--	---	-------	-------

03/22	vs. Liberty		L	80-76	23-11
-------	-------------	--	---	-------	-------

DATE	OPPONENT	MSU	W/L	SCORE	RECORD
01/14	Missouri [SEC]		W	72-45	10-6 • 1-3
01/18	Georgia [SEC]		W	91-59	11-6 • 2-3
01/22	Arkansas [SEC]		W	77-70	12-6 • 3-3

BIG 12/SEC CHALLENGE • OKLAHOMA CITY, OKLAHOMA

01/25	at Oklahoma		L	63-62	12-7
01/28	at Florida [SEC]		W	78-71	13-7 • 4-3
02/01	Tennessee [SEC]		W	86-73	14-7 • 5-3
02/04	at [15] Kentucky [SEC]		L	80-72	14-8 • 5-4
02/08	Vanderbilt [SEC]		W	80-70	15-8 • 6-4
02/11	at Ole Miss [SEC]		L	83-58	15-9 • 6-5
02/15	at Arkansas [SEC]		W	78-77	16-9 • 7-5
02/19	South Carolina [SEC]		W	79-76	17-9 • 8-5
02/22	at Texas A&M [SEC]		L	87-75	17-10 • 8-6
02/25	Alabama [SEC]		W	80-73	18-10 • 9-6
02/29	at Missouri [SEC]		W	67-63	19-10 • 10-6
03/03	at South Carolina [SEC]		L	83-71	19-11 • 10-7
03/07	Ole Miss [SEC]		W	69-44	20-11 • 11-7

LEGEND

Rankings reflect Associated Press Top 25 on gameday

[SEC] Southeastern Conference game [SoCon] Southern Conference game

STATE OF MISSISSIPPI

[B] Game played at Biloxi [G] Game played at Greenwood

[J] Game played at Jackson

[M] Game played at Meridian

[SH] Game played at Southaven

[T] Game played at Tupelo

[V] Game played at Vicksburg

OTHERS

[A] Game played at Albany, Georgia

[BIRM] Game played at Birmingham, Alabama

[D] Game played at Dallas, Texas

[H] Game played at Houston, Texas

[HH] Game played at Highland Heights, Kentucky

[LR] Game played at Little Rock, Arkansas

[NYC] Game played at New York City, New York

[O] Game played at Owensboro, Kentucky

2019-20 • 20-11 • 11-7 SEC • T-4TH

HEAD COACH • BEN HOWLAND

DATE	OPPONENT	MSU	W/L	SCORE	RECORD
11/05	Florida International • FIU		W	77-69	1-0
11/08	Sam Houston State		W	67-58	2-0
11/14	Louisiana-Monroe • ULM		W	62-45	3-0
11/17	New Orleans		W	82-59	4-0

MYRTLE BEACH INVITATIONAL • CONWAY, SOUTH CAROLINA

11/21	vs. Tulane		W	80-66	5-0
11/22	vs. [17] Villanova		L	83-76	5-1
11/24	at Coastal Carolina		W	81-56	6-1
12/05	Louisiana Tech		L	74-67	6-2

NEVER FORGET TRIBUTE CLASSIC • NEWARK, NEW JERSEY

12/14	vs. Kansas State		W	67-61	7-2
-------	------------------	--	---	-------	-----

12/18	Radford		W	77-68	8-2
-------	---------	--	---	-------	-----

12/22	vs. New Mexico State [J]		L	58-52	8-3
-------	--------------------------	--	---	-------	-----

12/30	Kent State		W	96-68	9-3
-------	------------	--	---	-------	-----

01/04	[8] Auburn [SEC]		L	80-68	9-4 • 0-1
-------	------------------	--	---	-------	-----------

01/08	at Alabama [SEC]		L	90-69	9-5 • 0-2
-------	------------------	--	---	-------	-----------

01/11	at LSU [SEC]		L	60-59	9-6 • 0-3
-------	--------------	--	---	-------	-----------



NOTES