



MISSISSIPPI STATE  
**MEN'S BASKETBALL**

MEDIA GUIDE




2018-19 MISSISSIPPI STATE MEN'S BASKETBALL ROSTER



**0**  
**NICK WEATHERSPOON**  
GUARD | 6'2 | SOPHOMORE  
CANTON, MS



**1**  
**REGGIE PEARY**  
FORWARD | 6'10 | FRESHMAN  
THOMASVILLE, GA



**2**  
**LAMAR PETERS**  
GUARD | 6'0 | JUNIOR  
NEW ORLEANS, LA



**3**  
**D.J. STEWART**  
GUARD | 6'6 | FRESHMAN  
GRACE, MS



**4**  
**T.J. GRAY**  
GUARD | 6'8 | JUNIOR  
CANTON, MS



**5**  
**MITCHELL STORM**  
FORWARD | 6'7 | JUNIOR  
NADISON, MS



**10**  
**TATE CLAYTON**  
GUARD | 6'2 | SOPHOMORE  
TUFELO, MS



**11**  
**Q. WEATHERSPOON**  
FORWARD | 6'4 | SENIOR  
CANTON, MS



**12**  
**ROBERT WOODARD II**  
GUARD | 6'7 | FRESHMAN  
COLUMBUS, MS



**15**  
**PRINCE ODURU**  
FORWARD | 6'8 | SOPHOMORE  
TORONTO, ON



**22**  
**KEYSHAWN FERZELL**  
FORWARD | 6'9 | SOPHOMORE  
NEW HERRON, MS



**23**  
**TYSON CARTER**  
GUARD | 6'4 | JUNIOR  
STARKVILLE, MS



**24**  
**ABDUL ADU**  
FORWARD | 6'11 | SOPHOMORE  
LAGOS, NIGERIA



**30**  
**ANDREW JUNKIN**  
FORWARD | 6'11 | FRESHMAN  
NEW HOPE, MS



**35**  
**ARIC HOLMAN**  
FORWARD | 6'10 | SENIOR  
OWENSBORO, KY



**42**  
**JETHRO TSHISUMPA**  
FORWARD | 6'10 | JUNIOR  
LUBUMBASHI, CONGO



**45**  
**E.J. DATCHER**  
CENTER | 6'10 | JUNIOR  
HARRERSVILLE, AL



**HC**  
**BEN HOWLAND**  
HEAD COACH | 4TH YEAR

2018-19 MISSISSIPPI STATE SCHEDULE

NOV. 4 GEORGIA SOUTHWESTERN (EXH.)  
NOV. 9 AUSTIN PEAY  
NOV. 11 HARTFORD  
NOV. 16 LONG BEACH STATE  
NOV. 19 VS. ARIZONA STATE  
NOV. 21 VS. SAINT MARY'S/UTAH STATE  
NOV. 26 ALCONN STATE  
NOV. 30 @ DAYTON  
DEC. 4 MCNEESE STATE  
DEC. 8 VS. CLEMSON  
DEC. 15 CINCINNATI

DEC. 19 WOFFORD  
DEC. 22 VS. WRIGHT STATE  
DEC. 29 BYU  
JAN. 8 @ SOUTH CAROLINA  
JAN. 12 OLE MISS  
JAN. 15 FLORIDA  
JAN. 19 @ VANDERBILT  
JAN. 22 @ KENTUCKY  
JAN. 26 AUBURN  
JAN. 29 @ ALABAMA  
FEB. 2 @ OLE MISS

FEB. 6  
FEB. 9  
FEB. 12  
FEB. 16  
FEB. 20  
FEB. 23  
FEB. 26  
MAR. 2  
MAR. 5  
MAR. 9  
MAR. 13-17

LSU  
KENTUCKY  
ALABAMA  
@ ARKANSAS  
@ GEORGIA  
SOUTH CAROLINA  
MISSOURI  
@ AUBURN  
@ TENNESSEE  
TEXAS A&M  
SEC TOURNAMENT



<b>INTRO</b>		<b>STAFF</b>		<b>RECORDS</b>	
Table of Contents	1	Coaching Staff	32	Individual Records	64
Quick Facts	2	Ben Howland	33-36	Scoring Records	65
Schedule	3	George Brooks	37	Field Goal Records	66-67
Communications	4	Korey McCray	38	3-Point Field Goal Records	67-68
Media Policies/Outlets	5	Ernie Zeigler	39	Free Throw Records	69-70
MSU Radio Network	6	Tanner Smith	40	Rebounding Records	70-71
2018-19 Team Photo	7	Josh Pierre	40	Assists Records	72
2018-19 Roster	8	Collin Crane	40	Blocked Shots Records	73
2018-19 TV & Radio Roster	9	Seth Tisdale	40	Steals Records	74
		Tevin Baskin	41	Yearly Leaders	75-77
		Baxter Price	41	Freshman Records	78-79
<b>OUTLOOK/MSU PLAYERS</b>		Derrick Zimmerman	41	Opponent Records	80
Aric Holman	10-11	Dr. Mark E. Keenum	42	Team Records	81
Quindary Weatherspoon	12-13	John Cohen	43	SEC Statistical Titles & Leaders	82
Lamar Peters	14-15			Team Superlatives	83-85
Tyson Carter	16-17			Team Season Highs	86-87
Abdul Ado	18-19			Team Statistical Trends	88-89
Nick Weatherspoon	20-21	<b>REVIEW</b>		Humphrey Coliseum Records	90-93
E.J. Datcher	22	2017-18 Game-by-Game Statistics	44	2,000-Point Scoring Club	94-95
KeyShawn Feazell	23	2017-18 Results	45	1,000-Point Scoring Club	96-99
Reggy Perry	24	2017-18 Overall Statistics	46		
D.J. Stewart	24	2017-18 SEC Statistics	47		
Robert Woodard II	25	2017-18 Superlatives	48		
Jethro Tshisumpa	25	2017-18 Comparison Statistics	49		
T.J. Gray	26	2017-18 Miscellaneous Stats	50		
Mitchell Storm	26	The Last Time	51-52		
Tate Clayton	27	2017-18 Box Scores	53-62		
Prince Oduro	27	2017-18 SEC Review	63		
Andrew Junkin	28				
Player Statistics vs. SEC	29-31				
				<b>HISTORY</b>	
				Honor Roll	100-102
				Hall of Famer Bailey Howell	103
				Postseason History	104
				Postseason Records	105-106
				Postseason Box Scores	107-117
				SEC Tournament Records	118-119
				Regular Season Tournaments	120-123
				Yearly Records	124-126
				Coaching History	127
				All-Time Support Staff	128
				Lettermen	129-131
				Bulldogs In The NBA	132-133
				All-Time Series Records	134-137
				SEC Series Records	138-146
				SEC Series Breakdowns	147-149
				Non-Conference Series Records	150-158
				Non-Division I Series Records	159-161
				All-Time Results	162-187
				<b>MISSISSIPPI STATE UNIVERSITY</b>	
				University Information	188-189
				Traditions	190-191
				Humphrey Coliseum	192-193
				Basketball Timeline	194-196
				2019 SEC Tournament	197
				Locker Room	198
				Notes	199-200
<b>CREDITS</b>					
The 2018-19 Mississippi State Men's Basketball Media Guide is a product of the Communications Office, published by the Mississippi State Athletic Department.					
<b>EDITORS:</b> Gregg Ellis & Matt Dunaway, Associate Communications Director					
<b>ASSISTANT EDITOR:</b> Mary Catherine Molay, Communications Graduate Assistant					
<b>GRAPHIC/COVER DESIGN:</b> Dan Brown, MSU athletics					
<b>EDITORIAL ASSISTANCE:</b> Caleb Garner, Ryan Moreland, Emily Pschigoda, Shelby Runions, BreAnna Lynch, Brianna May and McRae Clay, with additional assistance provided by the MSU Department of University Relations; the MSU Department of Archives; the Greater Starkville Development Partnership office; the staffs at Adidas and Balfour; the various media relations departments within the National Basketball Association, along with the NCAA and SEC.					
PHOTOGRAPHY: Kelly Price, Blake Williams, Associated Press, Charles W. Alliston, Dan Avila, Megan Bean, Kenny Billings, Gary Dogdon, Joe Collins, David Coyle, Robert Crawford, Joe Dier, Fred Faulk, Mansel Guerry, Jim Henson, Paul Hollis, Russ Houston, Wendell M. Hughes, Laughhead Photographers, Barry Lawrence, Bob Leveone, Richard Lewis, Brian Allen Loden, Darrell McAllister, Patrick Merrill, Mississippi Sports Hall of Fame and Museum, Chris Mooney, R.D. Moore, Layne Murdoch, Joe Murphy/NBA/Getty Images, NBA Photos, Naismith Memorial Basketball Hall of Fame, Clint Parrish, Dick Raphael, Joe Ray Roberson, Bob Rosata, Bill Simmonds, Bob Smith/Photo/Adrenaline.com, Breck Smither, Nicole Sweet, Jason Szenes, Scout.com, and David Allen Williams.					
PRINTING: Interstate Printing & Graphics • Mobile, Alabama					
Mississippi State University does not discriminate on the basis of race, color, religion, national origin, sex, sexual orientation or group affiliation, age, disability or veteran status. Dr. Mary Alexander, Director of the Office of Diversity and Equity Programs [McArthur Hall, Room 106, P.O. Box 6199, Mississippi State, MS 39762/662-325-2493], is the designated employee responsible to coordinate efforts to carry out responsibilities and make investigations of complaints relating to discrimination in conforming with Title IX of the Education Amendments of 1972, Sections 503 and 5-4 of the Rehabilitation Act of 1974, and the Americans with Disabilities Act of 1990.					

**MEDIA CREDENTIALS**

<b>Location</b>	Starkville, Miss.
<b>Founded</b>	February 28, 1878
<b>Nickname</b>	Bulldogs
<b>Enrollment</b>	22,201 • Fall 2018
<b>Conference</b>	Southeastern
<b>Colors</b>	Maroon (PMS 202) and White
<b>Official Mascot • Name</b>	Bully XXI • Jak
<b>Arena • Capacity • Record</b>	Humphrey Coliseum • 10,575 • 447-180
<b>President</b>	Dr. Mark Keenum
<b>Director of Athletics</b>	John Cohen
<b>Deputy Director of Athletics</b>	Bo Hemphill
<b>Men's Basketball Sport Administrator</b>	
<b>NCAA Faculty Athletics Representative</b>	Dr. Steven Turner

**ATHLETICS COMMUNICATIONS**

<b>Executive Senior Associate AD • External Affairs</b>	Leah Beasley
<b>Associate AD • Communications</b>	Bill Martin
<b>Assistant AD • Digital Media</b>	John R. Cade
<b>Men's Basketball Contact</b>	Matt Dunaway
<b>Email</b>	mdunaway@athletics.msstate.edu
<b>Dunaway's Office Phone • Cell</b>	(662) 325-3595 • (727) 215-3857
<b>Men's Basketball Secondary Contact</b>	Mary Catherine Molay
<b>Email</b>	mcmolay@athletics.msstate.edu
<b>Official Athletics Website</b>	www.HailState.com

**MAILING • OVERNIGHT ADDRESS**

Mississippi State Athletic Communications  
 Bryan Building • 288 Lakeview Drive  
 Mississippi State, MS 39762

**TV • RADIO INFORMATION**

MSU Radio Network • WKBB-FM • 100.9 FM  
 Radio Play-by-Play • Analyst: Neil Price • Richard Williams  
 SEC Network + Play-by-Play • Analyst: Bart Gregory • Charlie Winfield

**VIDEO FOOTAGE**

Bennie Ashford • Assistant AD Video Production  
 bashford@athletics.msstate.edu  
 (662) 325-1262

Drew Walker • Assistant AD Video Operations  
 dwalker@athletics.msstate.edu •  
 (662) 325-3327

**SOCIAL MEDIA**

www.Facebook.com/HailStateMBK  
 @HailStateMBK • Twitter • Instagram

**TEAM INFORMATION**

<b>2017-18 Record</b>	25-12 (Home: 19-2 • Away: 4-8 • Neutral: 2-2)
<b>2017-18 SEC Record • Finish</b>	9-9 • T-7th
<b>2018 SEC Tournament</b>	Quarterfinals • Tennessee
<b>2018 Postseason</b>	NIT • Final Four • Penn State
<b>Letterwinners Returning/Lost</b>	11/5
<b>Starters Returning/Lost</b>	5/0
<b>Newcomers</b>	6
<b>Roster Breakdown (Sr. • Jr. • So. • Fr.)</b>	2 • 6 • 5 • 4

**COACHING STAFF**

<b>Head Coach</b>	Ben Howland
<b>Alma Mater • Year • Season at MSU</b>	Weber State • 1979 • 4th
<b>Career Record (Seasons)</b>	456-251 (22)
<b>MSU Record (Seasons)</b>	55-45 (3)
<b>Assistant Coach</b>	George Brooks
<b>Alma Mater • Year • Season at MSU</b>	Mississippi State • 1997 • 9th
<b>Assistant Coach</b>	Korey McCray
<b>Alma Mater • Year • Season at MSU</b>	Mercer • 2001 • 4th
<b>Assistant Coach</b>	Ernie Zeigler
<b>Alma Mater • Year • Season at MSU</b>	Cleary College • 1994 • 4th
<b>Director of Operations</b>	Tanner Smith
<b>Alma Mater • Year • Season at MSU</b>	Clemson • 2012 • 1st
<b>Video Coordinator • Season at MSU</b>	Josh Pierre • 1st
<b>Strength &amp; Conditioning • Season at MSU</b>	Collin Crane • 2nd
<b>Athletic Trainer • Season at MSU</b>	Seth Tisdale • 1st
<b>Administrative Assistant • Season at MSU</b>	Kelly Stewart • 3rd
<b>Graduate Assistants</b>	Tevin Baskin • Baxter Price • Derrick Zimmerman

**PROGRAM HISTORY**

<b>All-Time Record (Seasons)</b>	1402-1187 (.542 • 106)
<b>All-Time SEC Record (Seasons)</b>	586-770 (.432 • 85)
<b>SEC Regular Season Titles</b>	6
<b>Seasons</b>	1959 • 1961 • 1962 • 1963 • 1991 • 2004
<b>SEC Tournament Record (Appearances)</b>	31-55 (.360 • 58)
<b>SEC Tournament Titles</b>	3
<b>Seasons</b>	1996 • 2002 • 2009
<b>SEC Western Division Titles</b>	7
<b>Seasons</b>	1995 • 1996 • 2003 • 2004 • 2007 • 2008 • 2010
<b>NCAA Tournament Record (Appearances)</b>	11-10 (.524 • 10)
<b>NCAA Tournament Appearances</b>	10
<b>Seasons</b>	1963 • 1991 • 1995 • 1996 • 2002
	2003 • 2004 • 2005 • 2008 • 2009
<b>NCAA Best Finish</b>	1996 • Final Four • Syracuse
<b>NIT Tournament Record (Appearances)</b>	10-9 (.526 • 9)
<b>NIT Appearances</b>	9
<b>Seasons</b>	1979 • 1990 • 1994 • 1999 • 2001
	2007 • 2010 • 2012 • 2018
<b>NIT Best Finish</b>	2007 & 2018 • Final Four • West Virginia & Penn State





DATE [DAY]	OPPONENT	LOCATION	TV/RADIO	TIME
Nov. 4 [Sun.]	vs. Georgia Southwestern [EXH]	Starkville	SECN+	2 p.m.
Nov. 9 [Fri.]	Austin Peay	Starkville	SECN+/MSU SRN	6:30 p.m.
Nov. 11 [Sun.]	Hartford [1]	Starkville	SECN/MSU RN	4 p.m.
Nov. 16 [Fri.]	Long Beach State [1]	Starkville	SECN/MSU SRN	8 p.m.
Nov. 19 [Mon.]	vs. Arizona State [2]	Las Vegas, Nev.	ESPNU/MSU SRN	10 p.m.
Nov. 21 [Wed.]	vs. Saint Mary's/Utah State [2]	Las Vegas, Nev.	TBA/MSU SRN	7:30/10 p.m.
Nov. 26 [Mon.]	Alcorn State	Starkville	SECN+/MSU SRN	7 p.m.
Nov. 30 [Fri.]	at Dayton	Dayton, Ohio	CBS-SN/MSU SRN	6 p.m.
Dec. 4 [Tue.]	McNeese State	Starkville	SECN+/MSU SRN	7 p.m.
Dec. 8 [Sat.]	vs. Clemson [3]	Newark, N.J.	ESPN2/MSU SRN	3 p.m.
Dec. 15 [Sat.]	Cincinnati	Starkville	SECN/MSU SRN	7:30 p.m.
Dec. 19 [Wed.]	Wofford	Starkville	SECN+/MSU SRN	7 p.m.
Dec. 22 [Sat.]	vs. Wright State [4]	Jackson, Miss.	SECN/MSU SRN	6 p.m.
Dec. 29 [Sat.]	BYU	Starkville	ESPNU/MSU SRN	11 a.m./1 p.m./3 p.m.
Jan. 8 [Tue.]	at South Carolina [SEC]	Columbia, S.C.	ESPNU/MSU SRN	8 p.m.
Jan. 12 [Sat.]	Ole Miss [SEC]	Starkville	CBS/MSU SRN	12 p.m.
Jan. 15 [Tue.]	Florida [SEC]	Starkville	ESPN2/U/SECN/MSU SRN	6 p.m.
Jan. 19 [Sat.]	at Vanderbilt [SEC]	Nashville, Tenn.	SECN/MSU SRN	7:30 p.m.
Jan. 22 [Tue.]	at Kentucky [SEC]	Lexington, Ky.	ESPN2/MSU SRN	6 p.m.
Jan. 26 [Sat.]	Auburn [SEC]	Starkville	SECN/MSU SRN	7:30 p.m.
Jan. 29 [Tue.]	at Alabama [SEC]	Tuscaloosa, Ala.	SECN/MSU SRN	7:30 p.m.
Feb. 2 [Sat.]	at Ole Miss [SEC]	Oxford, Miss.	SECN/MSU SRN	2:30 p.m.
Feb. 6 [Wed.]	LSU [SEC]	Starkville	ESPN2/U/MSU SRN	8 p.m.
Feb. 9 [Sat.]	Kentucky [SEC]	Starkville	CBS/MSU SRN	12 p.m.
Feb. 12 [Tue.]	Alabama [SEC]	Starkville	SECN/MSU SRN	8 p.m.
Feb. 16 [Sat.]	at Arkansas [SEC]	Fayetteville, Ark.	SECN/MSU SRN	7:30 p.m.
Feb. 20 [Wed.]	at Georgia [SEC]	Athens, Ga.	SECN/MSU SRN	5:30 p.m.
Feb. 23 [Sat.]	South Carolina [SEC]	Starkville	SECN/MSU SRN	5 p.m.
Feb. 26 [Tue.]	Missouri [SEC]	Starkville	SECN/MSU SRN	6 p.m.
March 2 [Sat.]	at Auburn [SEC]	Auburn, Ala.	ESPN2/U/MSU SRN	3 p.m.
March 5 [Tue.]	at Tennessee [SEC]	Knoxville, Tenn.	ESPN2/U/SECN/MSU SRN	8 p.m.
March 9 [Sat.]	Texas A&M [SEC]	Starkville	ESPN2/MSU SRN	1 p.m.
March 13-17 [Wed.-Sun.]	SEC Tournament	Nashville, Tenn.	SECN/ESPN/MSU SRN	TBA
March 17 [Sun.]	NCAA Tournament Selection Sunday		TBS	5 p.m.
March 19-20 [Tue.-Wed.]	NCAA Tournament First Four	Dayton, Ohio	TBS/MSU SRN	TBA
March 21, 23 [Thur., Sat.]	NCAA Tournament 1st & 2nd Rounds		CBS/TBS/TNT/TRU-TV/MSU SRN	TBA
	Hartford, Ct. • Jacksonville, Fla. • Des Moines, Iowa • Salt Lake City, Utah			
March 22, 24 [Fri., Sun.]	NCAA Tournament 1st & 2nd Rounds		CBS/TBS/TNT/TRU-TV/MSU SRN	TBA
	San Jose, Calif. • Columbus, Ohio • Tulsa, Okla. • Columbia, S.C.			
March 28, 30 [Thur., Sat.]	NCAA Tournament Sweet 16 & Elite 8 Rounds		CBS/TBS/MSU SRN	TBA
	Anaheim, Calif. • Louisville, Ky.			
March 29, 31 [Fri., Sun.]	NCAA Tournament Sweet 16 & Elite 8 Rounds		CBS/TBS/MSU SRN	TBA
	Kansas City, Mo. • Washington, D.C.			
April 6, 8 [Sat., Mon.]	NCAA Final Four	Minneapolis, Minn.	TBS/MSU SRN	TBA

All times are Central and subject to change • Home games are bolded and played at Humphrey Coliseum • [EXH] Exhibition Game • [1] MGM Resorts Main Event Regional Round [Starkville] • [2] MGM Resorts Main Event [Las Vegas, Nev.] • [3] Never Forget Tribute Classic [Newark, N.J.] • [4] Game played at Mississippi Coliseum [Jackson, Miss.] • [SEC] Southeastern Conference game • [SECN, ESPN, ESPN2, ESPNU, Watch ESPN] SEC Network/ESPN Family of Networks, www.WatchESPN.com and ESPN app • [SECN+] SEC Network Plus • Available online only at www.WatchESPN.com and ESPN app • [CBS, TBS, TNT, TRU-TV] CBS, Turner Family of Networks and March Madness app • [CBS-SN] CBS Sports Network • [MSU RN] Mississippi State Sports Radio Network & TuneIn Radio app • Listing of radio affiliates can be found online at www.HailState.com



2018-19 COMMUNICATIONS/VIDEO/PHOTOGRAPHY STAFF DIRECTORY

NAME	TITLE	NUMBER	EMAIL
Leah Beasley	Executive Senior Associate AD/External Affairs	662.325.9847	lbeasley@athletics.msstate.edu
Bill Martin	Associate AD/Communications Athletic Department PR	662.325.0967	bmartin@athletics.msstate.edu
John Cade	Assistant AD/Communications/Digital Media	662.325.0971	jrcade@athletics.msstate.edu
Matt Dunaway	Associate Director/Communications	662.325.3595	mdunaway@athletics.msstate.edu
Brandon Langlois	Associate Director/Communications	662.325.0093	blanglois@athletics.msstate.edu
Brock Turnipseed	Associate Director/Communications	662.325.7556	bturnipseed@athletics.msstate.edu
Greg Campbell	Assistant Director/Communications	662.325.0972	gcampbell@athletics.msstate.edu
Taylor Shirey	Assistant Director/Communications	662.325.8040	tshirey@athletics.msstate.edu
Brian Ogden	Assistant Coordinator/Communications	662.325.0970	bogden@athletics.msstate.edu
Susan Jones	Administrative Assistant	662.325.8881	sjones@athletics.msstate.edu
Mary Catherine Molay	Graduate Assistant	662.325.0540	mcmolay@athletics.msstate.edu
Caleb Garner	Graduate Assistant	662.325.0540	cgarner@athletics.msstate.edu
Austin Coats	Student Assistant	662.325.0540	acoats@athletics.msstate.edu
BreAnna Lynch	Student Assistant	662.279.5324	bl1032@msstate.edu
Emily Pschigoda	Student Assistant	630.917.1252	emily@athletics.msstate.edu

SHIRA BUILDING STAFF

Drew Walker	Assistant AD/Video Operations	662.325.3327	dwalker@athletics.msstate.edu
Derek Cody	Assistant Director/Video Operations	662.325.3331	dcody@athletics.msstate.edu
Dani Malakoff	Assistant Director/Video Operations	662.325.3330	dtm146@msstate.edu
Nicole Reighter	Assistant Director/Video Operations	662.325.3330	nreighter@athletics.msstate.edu
Kelly Donoho	Director of Photography	662.325.6328	kdonoho@athletics.msstate.edu



MATT DUNAWAY  
PRIMARY MEN'S BASKETBALL CONTACT

Cell Phone 727.215-3857  
Email mdunaway@athletics.msstate.edu  
Twitter @HailStateMatt  
MBK Twitter @HailStateMBK



MARY CATHERINE MOLAY  
SECONDARY MEN'S BASKETBALL CONTACT

Cell Phone 205.907.7069  
Email mcmolay@athletics.msstate.edu  
Twitter @guacamolay  
MBK Twitter @HailStateMBK





The 2018-19 Mississippi State Men's Basketball Media Guide has been prepared to assist media members in their coverage of the Bulldogs. It is our hope most of your questions will be answered on the pages of this guide. However, should you desire additional information or assistance, please contact Matt Dunaway at 662-325-3595.

**MEDIA CREDENTIALS**

Any and all credential request should be made by emailing both Matt Dunaway at mdunaway@athletics.msstate.edu and Mary Catherine Molay at mcmolay@athletics.msstate.edu.

Priority for the issuance of credentials will be given to daily newspapers, internet sites, radio stations and television stations that cover Mississippi State or MSU's gameday opponent on a regular basis.

**MEDIA WILL CALL**

Credentials for MSU home basketball games can be picked up at the will call window located just to the left of the coliseum media entrance.

**TELEPHONES, WIRELESS AND ETHERNET USE**

A limited number of telephones are available for media use before, during and after basketball games on a first-come, first-served basis in the Babe McCarthy Media Room, located just to the left upon entering the main back entrance of Humphrey Coliseum. In addition, wireless service, which will require a password, is available.

**PLAYER & COACH INTERVIEWS**

All media members must contact Matt Dunaway for interview requests and practice times throughout the season. Any player interviews conducted prior to daily practices need to be concluded 30 minutes before the start of practice.

Each Monday, Ben Howland and selected players will have an on-campus press conference at 1:30 p.m.

**POSTGAME INTERVIEWS**

The MSU locker room is closed to media at all times. Following games, all interviews with coaches and players from each team will be held at the Babe McCarthy Media Room. Before the game ends, members of the media relations office will seek player requests.

**SATELLITE UPLINKS**

HailState Productions will uplink game highlights and postgame interviews following all home games during the 2018-19 season. Please contact Bennie Ashford of the MSU Television Center (662-1262 or bashford@athletics.msstate.edu) for specific details.

**MSU ON THE INTERNET**

Visit www.HailState.com for all updated statistics, game notes and other pertinent basketball information.

The site also offers up-to-date information on all of MSU's 16 varsity sports, including schedules and results, player and coach biographies, as well as the latest news from the MSU athletic program.

In addition, HailStateTV features live and delayed audio and video streaming of selected MSU sports, plus press conferences, and much more.

Media can follow basketball tweets year at both @HailStateMBK and @HailStateMatt.

**SEC TELECONFERENCE**

Once SEC play starts, all 14 of the league's coaches will participate in a conference-wide teleconference on either Monday or Thursday beginning in January and running through the conference's regular season.

The teleconferences will be coordinated through the SEC Media Relations Office.

Following a brief introduction, each coach will answer questions from the media for seven minutes.

Media members should contact SEC Associate Media Relations Director Craig Pinkerton at the league office (205-458-3038 or cpinker-ton@sec.org) for additional information.

**TELECONFERENCE SCHEDULE**

- 10:00 a.m. Bryce Drew • Vanderbilt
- 10:07 a.m. Michael White • Florida
- 10:14 a.m. Frank Martin • South Carolina
- 10:21 a.m. Tom Crean • Georgia
- 10:28 a.m. Will Wade • LSU
- 10:35 a.m. John Calipari • Kentucky
- 10:42 a.m. Rick Barnes • Tennessee
- 10:49 a.m. Mike Anderson • Arkansas
- 10:56 a.m. Avery Johnson • Alabama
- 11:03 a.m. Bruce Pearl • Auburn
- 11:10 a.m. Kermit Davis • Ole Miss
- 11:17 a.m. Ben Howland • MSU**
- 11:24 a.m. Cuonzo Martin • Missouri
- 11:31 p.m. Billy Kennedy • Texas A&M

*All times Central*

**MSU MEDIA OUTLETS - PRINT**

**CLARION LEDGER**

Tyler Horka, beat writer

**COMMERCIAL DISPATCH**

Brett Hudson, beat writer

**DAILY JOURNAL**

Logan Lowery, beat writer

**DAILY STAR**

Chuck Hathcock, beat writer

**STARKVILLE DAILY NEWS**

Joel Coleman, beat writer  
Danny P. Smith, columnist

**THE ASSOCIATED PRESS**

David Brandt, beat writer

**THE REFLECTOR**

**CAMPUS NEWSPAPER**

**MSU MEDIA OUTLETS - INTERNET**

**DAWG'S BITE/GENE'S PAGE**

David Murray, writer  
Gene Swindoll, writer  
Steve Robertson, writer

**BULLDAWGS 24/7**

Paul Jones, writer  
Robbie Faulk, writer

**MSU MEDIA OUTLETS - TV**

WCBI, Columbus  
WTVA/WLOV, Tupelo  
WLBT, Jackson  
WAPT, Jackson  
WJTV, Jackson

**MSU MEDIA OUTLETS - RADIO**

**BULLDOG SPORTS RADIO**

Brian Hadad, Host

WFCA 1-662-547-6414

WMSV 1-662-325-8819



In the spring of 2017, veteran broadcaster Neil Price was introduced as Mississippi State's new voice for both basketball and football following a successful 12-year run at SEC foe Kentucky.

Now, he enters his second year behind the mic for the Bulldogs.

"I'm thankful God's amazing grace has allowed my longtime dream of becoming the voice of an SEC program to become a reality," Price said. "The fact that this opportunity happens to be at Mississippi State is an added blessing. I'm committed to using the skills and talents I've been given to produce a product the Mississippi State family will be proud of and one that will honor the high broadcasting standards set by legends Jack Cristil and Jim Ellis."

While at Kentucky, Price served as play-by-play broadcaster for UK women's basketball and baseball, producing more than 700 broadcasts since March 2005.

He also served as host for the UK football pregame show, host for the basketball and baseball coaches' shows and Kentucky Wildcat daily shows.

In addition, he also was vital in maintaining communication with the 70 UK Sports Network radio affiliates building formats and coordinating with other talent and show guests.

Before calling Wildcat games, Price spent two years with Middle Tennessee State University as the Blue Raiders' play-by-play broadcaster for women's basketball and baseball, as well as host for all pre- and post-game shows for football.

"This is an exciting time to join the Mississippi State family," he said. "I look forward to being reunited with some old friends and building new relationships with Bulldogs fans, coaches and the MSU campus and Starkville community in the near future."

Price, a 2003 graduate of MTSU, has been married to the former Beth Davis of Hazard, Ky, for seven years.

**WILLIAMS NO STRANGER**

Williams is certainly no stranger to Mississippi State.

Since retiring from MSU following the 1997 season, Williams coached professionally with the Memphis Hound Dogs of the ABL and the Jackson Rage of the WBA.

He also served as the director of operations at UAB before returning to the sidelines as an assistant at Arkansas State under John Brady.

But it's his time at MSU fans will remember most.

After replacing Bob Boyd following the 1986 campaign, Williams directed the Bulldogs to 191 victories in 12 seasons and left as the all-time winning coach, a record that stood for 10 years.

But it's his team's accomplishment in 1996 that will never be forgotten.

That year, MSU posted a 26-8 ledger, won the SEC Tournament and then did what was thought impossible — advance to the Final Four following upset wins against Cincinnati and UConn.

The following summer, three players from that squad were drafted in the NBA — Erick Dampier, Dontae' Jones and Darryl Wilson.

"I can't tell you how much I enjoy being back at Mississippi State," Williams said. "I look forward to my first year working with Neil Price, someone I've enjoyed getting to know since his arrival."

In July of 2014, Williams was inducted in the Mississippi Sports Hall of Fame.

**RADIO NETWORK - AFFILIATE LISTING AS OF OCTOBER 2018**

CITY/TOWN	STATION/FREQUENCY
Aberdeen	WWZQ-AM 1240
Amory	WAMY-AM 1580
Batesville	WBLE-FM 100.5
Columbia	WCJU-FM 104.9
Corinth	WKCU-AM 1350
French Camp	WFCA-FM 107.9
Greenville	WGVN-AM 1260
Greenville	WGVN-FM 97.3
Greenville	WDMS-FM 100.7
Greenwood/Indianola	WTCD-FM 96.9
Grenada	WOHT-FM 92.3
Hattiesburg	WMXI-FM 98.1
Jackson	WRKS-FM 105.9
Lucedale	WRBE-FM 106.9
Meridian	WMOX-AM 1010
Monticello	WRQO-FM 102.1
Natchez	WNAT-AM 1450
Philadelphia	WWSL-FM 102.3
Starkville/West Point	WKBB-FM 100.9
Tupelo	WCNA-FM 95.9
Vicksburg	WVBG-FM 105.5
Winona	WONA-FM 95.1





## 2018-19 MISSISSIPPI STATE BULLDOGS

*Sitting (L-R) - No. 3 D.J. Stewart - No. 4 T.L. Gray - No. 0 Nick Weatherspoon - No. 35 Aric Holman - Head Coach Ben Howland - No. 11 Quimondary Weatherspoon - No. 23 Tyson Carter - No. 2 Lamar Peters - No. 10 Tate Clayton  
Standing (L-R) - No. 72 Robert Woodard II - No. 5 Mitchell Storm - No. 45 E.J. Datcher - No. 30 Andrew Lumkin - No. 42 Jethro Tshisumpa - No. 1 Reggie Perry - No. 22 KeyShawn Peczell - No. 15 Prine Oduro*

**NUMERICAL ROSTER**

NO.	NAME	POS	HT.	WT.	CL.-EXP	HOMETOWN [HIGH SCHOOL/LAST SCHOOL]
0	Nick Weatherspoon	G	6-2	195	So.-1L	Canton, Mississippi [Velma Jackson HS]
1	Reggie Perry	F	6-10	245	Fr.-HS	Thomasville, Georgia [Thomasville HS]
2	Lamar Peters	G	6-0	185	Jr.-2L	New Orleans, Louisiana [Landry-Walker HS]
3	D.J. Stewart	G	6-6	195	Fr.-HS	Grace, Mississippi [Riverside HS]
4	T.J. Gray	G	6-0	165	Jr.-1L	Columbus, Mississippi [Columbus HS]
5	Mitchell Storm	F	6-7	202	Jr.-1L	Madison, Mississippi [East Mississippi CC]
10	Tate Clayton	G	6-2	170	So.-1L	Tupelo, Mississippi [Tupelo HS]
11	Quinndary Weatherspoon	G	6-4	205	Sr.-3L	Canton, Mississippi [Velma Jackson HS]
12	Robert Woodard II	G	6-7	230	Fr.-HS	Columbus, Mississippi [Columbus HS]
15	Prince Oduro	F	6-8	255	So.-TR	Toronto, Ontario • Canada [Siena]
22	KeyShawn Feazell	F	6-8	238	So.-1L	New Hebron, Mississippi [Lawrence County HS]
23	Tyson Carter	G	6-4	168	Jr.-2L	Starkville, Mississippi [Starkville HS]
24	Abdul Ado	F	6-11	255	So.-1L	Lagos, Nigeria [Hamilton Heights HS]
30	Andrew Junkin	F	6-11	240	Fr.-HS	New Hope, Mississippi [New Hope HS]
35	Aric Holman	F	6-10	225	Sr.-3L	Owensboro, Kentucky [Owensboro HS]
42	Jethro Tshisumpa	F	6-10	260	Jr.-TR	Lubumbashi, Congo [San Jacinto College]
45	E.J. Datcher	C	6-10	250	Jr.-2L	Harpersville, Alabama [Vincent HS]

**ALPHABETICAL ROSTER**

NO.	NAME	POS	HT.	WT.	CL.-EXP	HOMETOWN [HIGH SCHOOL/LAST SCHOOL]
24	Abdul Ado	F	6-11	255	So.-1L	Lagos, Nigeria [Hamilton Heights HS]
23	Tyson Carter	G	6-4	168	Jr.-2L	Starkville, Mississippi [Starkville HS]
10	Tate Clayton	G	6-2	170	So.-1L	Tupelo, Mississippi [Tupelo HS]
45	E.J. Datcher	C	6-10	250	Jr.-2L	Harpersville, Alabama [Vincent HS]
22	KeyShawn Feazell	F	6-8	238	So.-1L	New Hebron, Mississippi [Lawrence County HS]
4	T.J. Gray	G	6-0	165	Jr.-1L	Columbus, Mississippi [Columbus HS]
35	Aric Holman	F	6-10	225	Sr.-3L	Owensboro, Kentucky [Owensboro HS]
15	Prince Oduro	F	6-8	255	So.-TR	Toronto, Ontario • Canada [Siena]
1	Reggie Perry	F	6-10	245	Fr.-HS	Thomasville, Georgia [Thomasville HS]
2	Lamar Peters	G	6-0	185	Jr.-2L	New Orleans, Louisiana [Landry-Walker HS]
3	D.J. Stewart	G	6-6	195	Fr.-HS	Grace, Mississippi [Riverside HS]
5	Mitchell Storm	F	6-7	202	Jr.-1L	Madison, Mississippi [East Mississippi CC]
42	Jethro Tshisumpa	F	6-10	260	Jr.-TR	Lubumbashi, Congo [San Jacinto College]
0	Nick Weatherspoon	G	6-2	195	So.-1L	Canton, Mississippi [Velma Jackson HS]
11	Quinndary Weatherspoon	G	6-4	205	Sr.-3L	Canton, Mississippi [Velma Jackson HS]
12	Robert Woodard II	G	6-7	230	Fr.-HS	Columbus, Mississippi [Columbus HS]

**COACHING STAFF****HEAD COACH:** Ben Howland (Weber State, 1979) – 4th Season**ASSISTANT COACH:** George Brooks (Mississippi State, 1997) – 9th Season**ASSISTANT COACH:** Korey McCray (Mercer, 2001) – 4th Season**ASSISTANT COACH:** Ernie Zeigler (Cleary College, 1994) – 4th Season**SUPPORT STAFF****DIRECTOR OF OPERATIONS:** Tanner Smith (Clemson, 2012) – 1st Season**VIDEO COORDINATOR:** Josh Pierre – 1st Season**STRENGTH & CONDITIONING COACH:** Collin Crane – 2nd Season**ATHLETIC TRAINER:** Seth Tisdale – 1st Season**ADMINISTRATIVE ASSISTANT:** Kelly Stewart – 3rd Season**GRADUATE ASSISTANTS:** Tevin Baskin, Baxter Price, Derrick Zimmerman**PRONUNCIATION GUIDE**

ABDUL ADO	ab-DOOL ah-DO
ARIC Holman	ERIC
KeyShawn FEAZELL	FEE-zell
Prince ODURO	oh-DOOR-oh
QUINNDARY Weatherspoon	quinn-DARE-ee
Jethro TSHISUMPA	CHI-sump-AH





**0**  
**Nick Weatherspoon**  
 6-2 • 195 • G • SO-1L  
 Canton, Mississippi



**1**  
**Reggie Perry**  
 6-10 • 245 • F • FR-HS  
 Thomasville, Georgia



**2**  
**Lamar Peters**  
 6-0 • 185 • G • JR-2L  
 New Orleans, Louisiana



**3**  
**D.J. Stewart**  
 6-6 • 195 • G • FR-HS  
 Grace, Mississippi



**4**  
**T.J. Gray**  
 6-0 • 165 • G • JR-1L  
 Columbus, Mississippi



**5**  
**Mitchell Storm**  
 6-7 • 202 • F • JR-1L  
 Madison, Mississippi



**10**  
**Tate Clayton**  
 6-2 • 170 • G • So-1L  
 Tupelo, Mississippi



**11**  
**Quinnndary Weatherspoon**  
 6-4 • 205 • G • SR-3L  
 Canton, Mississippi



**12**  
**Robert Woodard II**  
 6-7 • 230 • G • FR-HS  
 Columbus, Mississippi



**15**  
**Prince Oduro**  
 6-8 • 255 • F • So-TR  
 Toronto, Ontario, Canada



**22**  
**KeyShawn Feazell**  
 6-8 • 238 • F • SO-1L  
 New Hebron, Mississippi



**23**  
**Tyson Carter**  
 6-4 • 168 • G • JR-2L  
 Starkville, Mississippi



**24**  
**Abdul Ado**  
 6-11 • 255 • F • SO-1L  
 Lagos, Nigeria



**30**  
**Andrew Junkin**  
 6-11 • 240 • F • FR-HS  
 New Hope, Mississippi



**35**  
**Aric Holman**  
 6-10 • 225 • F • SR-3L  
 Owensboro, Kentucky



**42**  
**Jethro Tshisumpa**  
 6-10 • 260 • F • JR-TR  
 Lubumbashi, Congo



**45**  
**E.J. Datcher**  
 6-10 • 250 • C • JR-2L  
 Harpersville, Alabama



**Ben Howland**  
 Head Coach • 4th Season  
 Weber State • 1979



# 35 | Aric Holman

F • 6-10 • 225 • SR. • 3L

OWENSBORO, KENTUCKY • OWENSBORO HS

## HONORS & AWARDS

- 2019 PRESEASON SECOND-TEAM ALL-SEC

## 2017-18 • JUNIOR

- Appeared in all 37 games for Mississippi State and drew 30 starts.
- Scored in double-digits 24 times.
- Finished second on the team with his 10.9 scoring average.
- Reached 20-plus points twice, with a career-high 23 coming against North Florida.
- Had 21 points against UT Martin.
- Led MSU with his 6.7 rebounds, which were eighth-most in the SEC.
- Had 10 or more rebounds seven times.
- Career-high 14 rebounds in the win against Vanderbilt on 1-16-18.
- Was second with 66 blocked shots, seventh in the SEC.
- Had season-best four blocks against LSU and Tennessee in the SEC and Nebraska in the NIT.
- Led the Bulldogs with 47 dunks.
- Totaled seven double-doubles on the year to give him nine for his career (7-2 in those games).
- One of his double-doubles came against LSU in the SECT with 11 points and 12 rebounds.
- In both SECT games, had 17 points, 17 rebounds, 4 steals and 8 blocked shots combined.
- In the four NIT games, he averaged 14.8 points and 7.8 rebounds, while blocking 11 shots.

- At Louisville, he totaled 16 points and 8 boards.
- Against Penn State in Madison Square Garden, he scored 19 points, grabbed 5 rebounds and blocked three shots.

## 2016-17 • SOPHOMORE

- Appeared in all 32 games for the Bulldogs and drew 26 starts.
- Scored in double-digits 12 times.
- Led MSU with 193 rebounds, while his 6.0 average was 16th best in the SEC.
- Also paced MSU with 64 blocked shots, the fourth most in the SEC.
- His 8.4 points was the fourth most on the team.
- Career-high 18 points came against UTEP (11-20-16) at the Charleston Classic.
- Career-high 11 rebounds came against Norfolk State (11-16-16), Southern Miss (12-19-16) and at Arkansas (1-10-17).
- Finished the year with two double-doubles — Norfolk State (11 points, 11 rebounds) and Arkansas (11 points, 11 rebounds).
- Against LSU and Alabama in the SEC Tournament, had 16 points, 10 rebounds and 5 blocked shots.
- Enters the 2017-18 campaign having played in a team-high, 52-straight games.

## 2016 ITALY TOUR

- In four games, average 5.8 points and a team-high 7.8 rebounds. Dished out 7 assists and 6 steals to go along with his 4 blocked shots.



**HOLMAN'S CAREER HIGHS****POINTS**

23 • North Florida • 12/30/17

**REBOUNDS**

14 • Vanderbilt • 01/16/18

**FIELD GOALS MADE**

10 • North Florida • 12/30/17

**3-POINT FIELD GOALS MADE**

3 • at No. 25 Cincinnati • 12/12/17

**FREE THROWS MADE**

7 • at LSU • 01/07/17

**HOLMAN'S CAREER HIGHS****ASSISTS**

4 • at Baylor • 03/18/18

4 • Arkansas • 02/09/16

**BLOCKS**

4 • Nebraska • NIT • 03/14/18

4 • vs. No. 13 Tennessee • SEC-T • 03/09/18

4 • vs. LSU • SEC-T • 03/08/18

**STEALS**

4 • vs. No. 13 Tennessee • SEC-T • 03/09/18

**MINUTES**

33 • Texas A&amp;M • 01/14/17

**2015-16 • FRESHMAN**

-Appeared in 21 games for the Bulldogs and drew 3 starts.

-Missed the first 10 games due to a micro fracture in his knee.

-Appeared in his first-career game against Northern Colorado and totaled 2 points and 2 rebounds.

-Averaged 1.9 points and 1.9 rebounds.

-Scored a season-high 6 points at LSU.

-Grabbed a season-high 6 rebounds at Arkansas.

-Drew first-career start at Missouri and had 2 points and 3 rebounds.

-On the year, totaled 194 minutes and scored 39 points to go along with 39 rebounds.

-Against Georgia in the SEC Tournament, had 2 points and a blocked shot.

**HIGH SCHOOL**

-Led Owensboro to the Kentucky state championship crown after totaling 20 points, 14 rebounds and 8 blocked shots in the 74-58 win against Bowling Green. It was the school's first title since 1980.

-Was a 2015 finalist for Kentucky Mr. Basketball.

-As a senior, averaged 15.9 points, 9.8 rebounds and 4.9 blocks, while shooting 62.2 percent from the field and 52.2 percent beyond the arc as the Red Devils posted a 31-4 ledger.

-2015 first-team All-State selection.

-Participated in the Adidas Uprising Gauntlet Series in Indianapolis.

-Ranked No. 71 overall nationally by Scout.com and the 13th-best power forward.

-Selected to play in the Kentucky-Indiana All-Star Classic.

-Finished career with 1,000-plus points.

-As a junior, OHS went 22-9, while his sophomore team posted a 12-16 record.

**PERSONAL**

Aric Jeremiah Holman was born on July 11, 1997, in Owensboro, Ky. ... Majoring in interdisciplinary studies ... Son of Central Holman, Lynn Johnson and Janice Holman.

**HOLMAN'S TOP SCORING PERFORMANCES**

RK	PTS	OPPONENT	DATE
1	23	North Florida	12/30/17
2	21	UT Martin	12/16/17
3	18	Vanderbilt	01/16/18
	18	at No. 25 Cincinnati	12/12/17
	18	Alabama State	11/10/17
	18	vs. UTEP	11/20/16
7	17	at LSU	01/07/17
	17	East Tennessee State	12/14/16
9	16	at Louisville • NIT	03/20/18
	16	Nebraska • NIT	03/14/18

**HOLMAN'S CAREER STATS**

YEAR	GP-GS	MIN/AVG	FG-A	PCT	3FM-A	PCT	FTM-A	PCT	REBS	PF-D	A	T	B	S	PTS/AVG
2015-16	21-3	194/9.2	18-44	.409	2-13	.154	1-6	.167	39-1.9	37-2	8	16	14	2	39/1.9
2016-17	32-26	747/23.3	104-210	.495	12-49	.245	49-75	.653	193-6.0	79-4	20	54	64	21	269/8.4
2017-18	37-30	852/23.0	146-255	.573	37-84	.440	74-101	.733	249-6.7	71-2	28	48	66	17	403/10.9
<b>TOTALS</b>	<b>90-59</b>	<b>1793/19.9</b>	<b>268-509</b>	<b>.527</b>	<b>51-146</b>	<b>.349</b>	<b>124-182</b>	<b>.681</b>	<b>481/5.3</b>	<b>187-8</b>	<b>56</b>	<b>118</b>	<b>144</b>	<b>40</b>	<b>711/7.9</b>





# 11 | Quinndary Weatherspoon

G • 6-4 • 205 • SR. • 3L

CANTON, MISSISSIPPI • VELMA JACKSON HS

## HONORS & AWARDS

- 2017 & 2018 JERRY WEST AWARD WATCH LIST
- 2019 PRESEASON FIRST-TEAM ALL-SEC
- 2018 SECOND-TEAM ALL-SEC
- 2018 PRESEASON SECOND-TEAM ALL-SEC
- 2017 SECOND-TEAM ALL-SEC
- 2017 PRESEASON SECOND-TEAM ALL-SEC
- 2016 FRESHMAN All-SEC

## 2017-18 • JUNIOR

- Appeared in all 37 games and was the only player to start all 37 games.
- Led MSU and was 14th in the SEC with his 14.4 scoring clip.
- Named second-team All-SEC.
- Scored in double-digits 30 times, and MSU was 21-9 in those outings.
- Season-high 22 points against both North Georgia and Arkansas.
- Scored 20 or more points six times, all wins. Has now scored 20-plus points 16 times in his career.
- Had a career-best 10 assists against North Dakota State.
- Had three double-digit rebounding efforts and tied his career-high with a season-best 14 against Louisville in NIT.
- Collected a team-high 52 steals.
- Tied his career-high with 4 steals against South Carolina and UT Martin.
- Posted three double-doubles on the year against Dayton (11 points, 10 rebounds), Ole Miss (16 points, 10 rebounds) and Louisville (19 points, 14 rebounds), all wins.
- For his career, MSU is 5-0 when he has a double-double.
- Had three-game winning shots against Dayton, Jacksonville State and Baylor to give him four for his career (Vanderbilt freshman season).
- Logged 30-plus minutes 28 times and was 11th in the SEC at 31.4.
- In SEC Tournament had 15 and 17 points against LSU and Tennessee, respectively. He also had 6 assists and 3 steals against the Tigers.
- In four NIT games, averaged 11.5 points. His best outing was 19 points

and 14 rebounds at Louisville.

- Against Penn State at Madison Square Garden, had 6 points and 7 rebounds.
- Against Little Rock on Dec. 20, became the 37th player in school history to reach 1,000 points. Currently stands 17th all-time with 1,383 points.
- Won the Bailey Howell Trophy, which is awarded to the top male player in Mississippi.
- Was third in the SEC in field goal percentage (.484) and sixth in steals (1.4).
- Named team MVP.
- Finished the year with 534 points, 222 rebounds, 123 assists, 52 steals and 12 blocked shots.

## 2016-17 • SOPHOMORE

- Appeared in 29 games for the Bulldogs and drew 29 starts. Missed two games due to a wrist injury that required surgery.
- Led the Bulldogs with his 16.5 scoring clip, 7th best in the SEC.
- Tabbed second-team All-SEC by the coaches.
- Career-high 29 points came against Missouri on 1-25-17.
- Named SEC Player of the Week after having 11 points versus Kentucky and 29 against Mizzou.
- Totaled 20-plus points eight times.
- Named to the Charleston Classic All-Tournament team after totaling 25 points against Boise State, 19 versus Central Florida and 9 against UTEP in limited action due to wrist injury.
- Season-high of 9 rebounds came against Tennessee (2-4-17) and Auburn (2-7-17).
- Collected 4 steals five times and paced MSU with 50.
- 4th in the SEC with his 1.7 steals.
- Scored in double-digits 25 times.
- Was 8th in the SEC in minutes played at 31.9.
- 151 points shy of becoming the 37th player in school history to score





## WEATHERSPOON'S CAREER HIGHS

### POINTS

29 • Missouri • 01/25/17

### REBOUNDS

14 • at Louisville • NIT • 03/20/18

14 • at Missouri • 01/30/16

### FIELD GOALS MADE

11 • Missouri • 01/25/17

### 3-POINT FIELD GOALS MADE

6 • at Arkansas • 01/10/17

### FREE THROWS MADE

11 • Stephen F. Austin • 11/22/17

## WEATHERSPOON'S CAREER HIGHS

### ASSISTS

11 • North Dakota State • 11/30/17

### BLOCKS

2 • 5x • Last: Dayton 12/03/17

### STEALS

6 • Hartford • 11/11/18

### MINUTES

41 • Alabama • 02/02/16

1,000 for a career.

-His 47 made 3-pointers were second most on the team behind Lamar Peters with 59.

-Against LSU and Alabama in the SEC Tournament, had 31 points, 9 rebounds and 4 steals.

### 2016 ITALY TOUR

-In four games, average a team-high 23.3 points and 4.5 rebounds. Dished out 12 assists and had 14 steals while making 47.3 percent of his shots. After scoring 29 points in the opening game, he totaled 34 against Lithuania in Game 2.

### 2015-16 - FRESHMAN

-Appeared in all 31 games for the Bulldogs and drew 17 starts.

-Was third on the team with his 12.0 scoring clip, while in SEC play he was tops at 14.9.

-Named to the SEC All-Freshman team.

-Was the SEC Freshman of the Week for the third and 15th week of the season.

-Scored a season-high 24 points against Vanderbilt on 2-16-16.

-Totaled a career-high 14 rebounds against Missouri 1-30-16.

-Posted two double-doubles with 18 points and 14 rebounds at Missouri and 16 points and 10 rebounds against Arkansas, both wins.

-Scored in double-digits 20 times and had 20-plus points twice.

-Had the game-winning 3-pointer at the buzzer against Vanderbilt.

-Had two plays make the ESPN Top 10.

-His 371 points were the 7th most by an MSU freshman, along with his 42 steals and 109 3-point attempts. His 42 made 3-pointers were 6th. His 12.0 scoring clip was 6th, while his 62 made free throws tied for the 10th most.

### HIGH SCHOOL

-As a senior, junior and sophomore, led Velma Jackson to the Class 3A state titles.

-As a senior, averaged 19.1 points, 3.9 assists, 5.6 rebounds and 2.8 steals.

-Named to the Clarion-Ledger's Dandy Dozen team.

-A 4-star recruit by Scout.com that ranked as the nation's 78th-best player overall.

-Named to the American Family All-USA state team in Mississippi by USA Today.

-Scored 31 points twice in wins against Madison Central and Humphreys County. Also grabbed 13 rebounds against the Jaguars for the double-double.

-Defeated Aberdeen 76-38 in the championship game where he scored 28 points, 6 rebounds, 8 assists and 6 steals en route to earning MVP honors.

-In the Mississippi-Alabama All-Star game, had 12 points.

-As a junior, averaged 16.7 points and 5.9 rebounds as team finished 34-2 after beating East Side 50-35 in the state championship game.

-In the title game, he totaled 12 points, 8 rebounds, 2 assists and 4 steals.

-As a junior, had a season-high 29 points in win vs. Collins, while his season-high of 14 points came in a win against Forest Hill.

-As a sophomore, team defeated Booneville 45-44 in state championship game, where he had 11 points.

### PERSONAL

Quinnndary Vonta Weatherspoon was born on Sept. 10, 1996, in Canton, Miss. ... Majoring in interdisciplinary studies. ... Son of Sharon and Tommie Weatherspoon.

### WEATHERSPOON'S TOP SCORING PERFORMANCES

RK	PTS	OPPONENT	DATE
1	29	Missouri	01/25/17
2	27	Morehead State	12/22/16
3	25	at Auburn	02/07/17
	25	at Arkansas	01/10/17
	25	UMKC	12/29/16
	25	vs. Boise State	11/18/16
7	24	Vanderbilt	02/16/16
8	23	Tennessee	01/16/16
9	22	No. 22 Arkansas	01/02/18
	22	North Georgia	12/09/17
	22	Norfolk State	11/11/16

### WEATHERSPOON'S CAREER STATS

YEAR	GP-GS	MIN/AVG	FG-A	PCT	3FM-A	PCT	FTM-A	PCT	REBS	PF-D	A	T	B	S	PTS/AVG
2015-16	31-17	836/27.0	133/297	.448	43-109	.394	62-77	.805	146-4.7	75-1	43	45	16	42	371/12.0
2016-17	29-29	927/31.9	173-369	.469	47-126	.373	85-111	.766	148-5.1	68-1	53	64	8	50	478/16.5
2017-18	37-37	1162/31.4	187-386	.484	42-134	.313	118-153	.771	222-6.0	86-0	123	99	12	52	534/14.4
<b>TOTALS</b>	<b>97-83</b>	<b>2924/30.1</b>	<b>493-1052</b>	<b>.469</b>	<b>132-369</b>	<b>.358</b>	<b>265-341</b>	<b>.777</b>	<b>516-5.3</b>	<b>229-2</b>	<b>219</b>	<b>208</b>	<b>36</b>	<b>144</b>	<b>1383/14.3</b>



# 2 | Lamar Peters

G • 6-0 • 185 • JR. • 2L

NEW ORLEANS, LOUISIANA • LANDRY-WALKER HS

### HONORS & AWARDS

- 2017 FRESHMAN All-SEC

### 2017-18 • SOPHOMORE

- Appeared in 34 games and drew 21 starts.
- Fourth on the team with his 9.6 scoring average.
- Led the Bulldogs with 152 assists, while his 4.5 average was fifth in the SEC.
- Was second on the team with 50 steals, while his 1.5 average was fifth in the SEC.
- Scored in double-digits 14 times and totaled 20 or more points four times.
- In SEC games, averaged 10.3 points.
- Second on the team with 49-made 3-pointers.
- Season-high 24 points came against LSU in SEC Tournament on 8-11 shooting.
- Also had 20 points against Georgia and 22 at Missouri.
- His fourth 20-point outing was the 22 he had against Tennessee in the SEC Tournament.
- Had season-high 4 steals four times — Florida A&M, Georgia, at Vanderbilt and South Carolina.
- In two SECT games, averaged 22 points and 3 assists.
- Set MSU postseason record with 14 assists against Nebraska.
- Also had 10 at Baylor.
- In four NIT games, dished out 33 assists and had just 7 turnovers to go along with his 5 steals and 8 rebounds.
- Against Penn State in Madison Square Garden, had 7 points, 4 assists and 1 steal.

- Finished the season with 326 points and 76 rebounds.
- Needs just 353 more points to reach 1,000 for his career.

### 2016-17 • FRESHMAN

- Appeared in 30 games and drew 17 starts.
- His 10.7 average was the second-highest on the team and the 10th by an MSU freshman.
- Named to the SEC All-Freshman team.
- Led MSU with 59 made 3-pointers, the third most by a freshman in school history.
- Scored in double-digits 17 times and totaled 20-plus points four times.
- Made collegiate debut against Norfolk State. In 15 minutes, dished out 3 assists and grabbed 1 rebound.
- Scored first-career points versus UTEP in third game of the year and finished with 13.
- Earned first start against Lehigh and scored 11 points in 31 minutes.
- In SEC debut against Alabama, had 9 points and 4 assists.
- First SEC start came at LSU, where he totaled 15 points and 5 assists in MSU's win.
- Career-high 25 points came against Kentucky on 1-17-17.
- Made 7 of his 11 3-point attempts against Missouri on 1-25-17.
- His 7 made tied for the second most in school history in a single game, with the record being 8 set by four people (last by Winsome Frazier vs. UMKC on 11-23-04).
- Second on the team with 101 assists, the 5th most by an MSU freshman in school history.





**PETERS' CAREER HIGHS****POINTS**

25 • No. 5 Kentucky • 01/17/17

**REBOUNDS**

7 • at Texas A&amp;M • 02/20/18

7 • North Georgia • 12/09/17

7 • No. 5 Kentucky • 01/17/17

**FIELD GOALS MADE**

9 • at Missouri • 02/10/18

9 • Georgia • 02/03/18

9 • No. 5 Kentucky • 01/17/17

9 • Georgia State • 12/04/16

**3-POINT FIELD GOALS MADE**

7 • Missouri • 01/25/17

**PETERS' CAREER HIGHS****FREE THROWS MADE**

11 • Texas A&amp;M • 01/14/17

**ASSISTS**

14 • Nebraska • NIT • 03/14/18

**BLOCKS**

2 • 3x • Last: vs. Tennessee • SEC-T • 03/09/18

**STEALS**

5 • Texas A&amp;M • 01/14/17

**MINUTES**

36 • 3x • Last: vs. Tennessee • SEC-T • 03/09/18

-His 34 steals were the third most.

-Fouled out twice.

-Against LSU and Alabama in the SEC Tournament, he had 15 points, 5 rebounds and 6 assists.

**2016 ITALY TOUR**

-In four games, average 11 points and 4 rebounds. Dished out a team-high 24 assists and 8 steals.

**HIGH SCHOOL**

-Averaged 26 points and five assists for Landry-Walker High School in New Orleans.

-Made 10 three-pointers in 67-61 win against University High in the Allstate Sugar Bowl National Prep Classic.

-Named 2016 Outstanding Player of the Year for area All-Metro Boys Basketball team.

-Was a first-team pick on the LSWA 5A all-state team.

-Led his team to the second round of the Class 5A playoffs in 2016.

-Knocked down 12 three-pointers against Chamlette.

**PERSONAL**

-Lamar Anthony Peters was born on June 19, 1998, in New Orleans. ... Major is interdisciplinary studies. ... Son of Lovely Peters.

**PETERS' TOP SCORING PERFORMANCES**

RK	PTS	OPPONENT	DATE
1	25	No. 5 Kentucky	01/17/17
2	24	vs. LSU • SEC-T	03/08/18
	24	Georgia State	12/04/16
4	23	at Auburn	02/07/17
	23	Missouri	01/25/17
6	22	vs. No. 13 Tennessee • SEC-T	03/13/18
	22	at Missouri	02/19/18
8	19	South Carolina	02/24/18
9	18	Green Bay	11/20/17
10	17	at Alabama	01/20/18

**PETERS' CAREER STATS**

YEAR	GP-GS	MIN/AVG	FG-A	PCT	3FM-A	PCT	FTM-A	PCT	REBS	PF-D	A	T	B	S	PTS/AVG
2016-17	30-17	738/24.6	103-266	.387	59-161	.366	56-75	.747	68-2.3	81-2	101	68	5	34	321/10.7
2017-18	34-21	942/27.7	118-320	.369	49-177	.277	41-63	.651	76-2.2	66-2	152	88	9	50	326/9.6
<b>TOTALS</b>	<b>64-38</b>	<b>1680/26.3</b>	<b>221-586</b>	<b>.377</b>	<b>108-338</b>	<b>.320</b>	<b>97-138</b>	<b>.703</b>	<b>144/2.3</b>	<b>147/4</b>	<b>253</b>	<b>156</b>	<b>14</b>	<b>84</b>	<b>647/10.1</b>



# 23 | Tyson Carter

G • 6-4 • 170 • JR. • 2L

STARKVILLE, MISSISSIPPI • STARKVILLE HS

## 2017-18 • SOPHOMORE

- Appeared in all 37 games for Mississippi State and drew 17 starts.
- One of only three MSU players to appear in all games.
- Averaged 8.9 points.
- Scored in double-digits 13 times, and the Bulldogs were 11-2 in those outings.
- Career-high 35 points against North Dakota State, the most by any MSU player on the year.
- Had 20 points the next game against Dayton en route to earning SEC Player of the Week honors.
- In those two games, he was 19-of-29 shooting, 12-20 beyond the arc.
- Also had 25 points against Stephen F. Austin.
- Led the Bulldogs with 58-made 3-pointers.
- Made at least three 3-pointers in six games (MSU was 5-1 when he did).
- Best SEC outing was his 15-point effort in the win against Ole Miss.
- All 8 of his points in the SEC Tournament came against LSU.
- In the four NIT games, averaged 13 points on 16-of-33 shooting.
- Scored a team-high 19 points at Baylor.
- Against Penn State in Madison Square Garden, had a team-high 19 points.
- Finished the year with 330 points, 46 assists, 19 steals and 69 rebounds.

## 2016-17 • FRESHMAN

- Appeared in all 32 games and drew 12 starts.
- One of only four players to appear in all 32 games.
- Finished 5th on the team with his 7.5 scoring clip.
- Scored in double-digits 11 times.
- Career-best 22 points came against South Carolina on 2-11-17.
- Had four games with 2 steals.
- Season-best 6 rebounds against UTEP on 11-20-16.
- Had 17 points opening night against Norfolk State, the most by a freshman in their first game since Chancellor Nichols also had 17 against Christian Brothers in 1987-88.
- Finished third with 44 made 3-pointers, the 8th most by a freshman in school history.
- Also had 23 steals, 22 assists, 55 rebounds and 4 blocked shots.
- Never fouled out.
- In the SEC Tournament against LSU and Alabama, had 31 points, 3 steals and 2 rebounds. 18 of his total came against LSU.

## 2016 ITALY TOUR

- In four games, was second on the team with his 20.5 point average, hitting 54.2 percent of his shots.
- Eclipsed the 20-point mark three times. Made a team-high 16 3-pointers on 35 attempts.
- Averaged 5.3 rebounds to along with his 3 assists and 4 steals.
- Had what proved to be the winning shot against Kosovo in overtime.



### CARTER'S CAREER HIGHS POINTS

35 • North Dakota State • 11/30/17

### REBOUNDS

6 • North Dakota State • 11/30/17

6 • Jacksonville State • 11/26/17

6 • Stephen F. Austin • 11/22/17

6 • vs. UTEP • 11/20/16

### FIELD GOALS MADE

12 • North Dakota State • 11/30/17

### 3-POINT FIELD GOALS MADE

6 • Dayton • 12/03/17

6 • North Dakota State • 11/30/17

### CARTER'S CAREER HIGHS

#### FREE THROWS MADE

8 • vs. Penn State • NIT • 03/27/18

#### ASSISTS

7 • UT Martin • 12/16/17

#### BLOCKS

1 • 4x • Last: Vanderbilt • 01/16/18

#### STEALS

4 • Austin Peay • 11/09/18

#### MINUTES

37 • Northwestern State • 11/28/16

### HIGH SCHOOL

-Played for his father, Greg, at Starkville High School.

-Earned Gatorade Player of the Year after averaging 21 points, five rebounds and four assists per game as a senior

-Scored 14 points in the Mississippi-Alabama All-Star basketball game in the win.

-Was tabbed the Starkville Daily Player of the Year in both 2015 and 2016.

-Named Commercial Dispatch Player of the year in both 2015 and 2016.

-Was named All-State senior year.

-Named to the Clarion Ledger's prestigious Dandy Dozen.

-Scored a career-high 43 points against Pontotoc as a senior.

-Eclipsed the 30-point mark nine times as a senior.

-Poured in 12 points against Columbus in the 2016 Class 6A title game.

-Led Starkville to the Class 6A crown as a junior after scoring 14 points against Madison Central in the title game.

-Averaged 17 points as a junior.

-Selected to the North vs. South All-Star Game following junior campaign.

-Ranked in the Top 100 by both Rivals and Scout.

### PERSONAL

Tyson Gregory Carter was born on Jan. 14, 1998, in Starkville, Miss. ... Majoring in interdisciplinary studies. ... Son of Schreese Carter and Greg Carter. Greg lettered at MSU from 1988-91 and was an All-SEC and honorable-mention All-American standout.

### CARTER'S TOP SCORING PERFORMANCES

RK	PTS	OPPONENT	DATE
1	35	North Dakota State	11/30/17
2	25	Jacksonville State	11/26/17
3	22	No. 19 South Carolina	02/11/17
4	20	Dayton	12/03/17
5	19	vs. Penn State • NIT	03/27/18
	19	at Baylor • NIT	03/18/18
7	18	vs. LSU • SEC-T	03/08/17
8	17	Norfolk State	11/11/16
9	16	Lehigh	11/25/16
10	15	Ole Miss	02/17/18
	15	vs. Boise State	11/18/16

### CARTER'S CAREER STATS

YEAR	GP-GS	MIN/AVG	FG-A	PCT	3FM-A	PCT	FTM-A	PCT	REBS	PF-D	A	T	B	S	PTS/AVG
2016-17	32-12	646/20.2	84-211	.398	44-122	.361	27-33	.818	55-1.7	45-0	22	14	4	23	239/7.5
2017-18	37-17	845/22.8	113-273	.414	58-170	.341	46-55	.836	68-1.8	32-0	46	36	1	28	330/8.9
<b>TOTALS</b>	<b>69-29</b>	<b>1491/21.6</b>	<b>197-484</b>	<b>.407</b>	<b>102-292</b>	<b>.349</b>	<b>73-88</b>	<b>.830</b>	<b>123-1.8</b>	<b>77-0</b>	<b>68</b>	<b>50</b>	<b>5</b>	<b>51</b>	<b>569/8.2</b>





# 24 | Abdul Ado

**F • 6-11 • 255 • R-SO • 1L**  
**LAGOS, NIGERIA • HAMILTON HEIGHTS HS**

## 2017-18 • REDSHIRT FRESHMAN

- Appeared in all 36 games for Mississippi State and drew 36 starts.
- Averaged 7.8 points and was second on the team with 6.4 rebounds.
- Scored in double-digits 12 times, with season-high 19 points coming in win at Texas A&M.
- Had 10 or rebounds five times, with season-high 13 coming against Little Rock.
- Tied Jarvis Varnado's freshman record with 67 blocked shots. That total also ties for the sixth most in a single season.
- In collegiate debut against Florida A&M, totaled 12 points, 7 rebounds and 3 blocks.
- Had three or more blocks 13 times, with season high of 5 coming against Stephen F. Austin.
- His blocks ranked sixth in the SEC, while he was 10th in rebounding.
- Posted three double-doubles on the year — Green Bay (12 points, 11 rebounds), Florida (12 points, 10 rebounds) and Auburn (10 points, 11 rebounds).
- In two SEC Tournament games, totaled 7 points, 11 rebounds, 3 blocks and 1 steal.
- In four NIT games, scored 38 points, grabbed 25 rebounds and blocked 5 shots.
- Best NIT effort came against Nebraska, where he had 15 points, 9 rebounds and 1 block.
- Against Penn State in Madison Square Garden, poured in 13 points and grabbed 8 rebounds.

-Finished the year with 282 points and 231 rebounds.

## 2017-18 • FRESHMAN

- Redshirted his rookie year with the Bulldogs.

## HIGH SCHOOL

- Led Hamilton Heights Christian Academy to the National Christian Tournament title with a 73-44 win against Mount Mission.
- In the championship game he had 12 points, 14 rebounds, 4 assists, 1 steal and 1 block
- Tennessee player of the year in 2016.
- Averaged 7.9 points, 8.6 rebounds and 2.7 blocks as a senior as his team posted a 27-3 ledger.
- Averaged 9.9 points, 9.8 rebounds and 5.9 blocks as a junior en route to a 28-5 record.
- Led his team to the National Christian Tournament crown in 2015 with a 47-46 win against Our Savior (NY). Where he scored 7 points and grabbed a game-high 10 rebounds.
- Averaged 9.8 points, 11.8 rebounds and 7.3 blocks as a sophomore.
- Career high of 41 points came against Bradley Central in November 2013.
- Career high of 22 rebounds came against Central Park in January 2014.
- As a sophomore he set a school record of 279 blocked shots and leading his team to a school record 34 wins.



**ADO'S CAREER HIGHS****POINTS**

19 • at Texas A&amp;M • 02/20/18

**REBOUNDS**

13 • Little Rock • 12/20/17

**FIELD GOALS MADE**

8 • at Texas A&amp;M • 02/20/18

**3-POINT FIELD GOALS MADE**

None

**FREE THROWS MADE**

4 • Alabama • 02/06/18

4 • at South Carolina • 01/31/18

4 • Green Bay • 11/20/17

**ADO'S CAREER HIGHS****ASSISTS**

3 • vs. Southern Miss • 12/23/17

**BLOCKS**

5 • Stephen F. Austin • 11/22/17

**STEALS**

4 • at No. 25 Cincinnati • 12/12/17

**MINUTES**

37 • South Carolina • 02/24/18

**PERSONAL**

Abdulkhakim Ado was born on October 1, 1997 in Lagos, Nigeria.

... Major is economics ... Son of Salome Ado.

**ADO'S TOP SCORING PERFORMANCES**

RK	PTS	OPPONENT	DATE
1	19	at Texas A&M	02/20/18
2	16	at South Carolina	01/31/18
3	15	Nebraska • NIT	03/04/18
	15	at Vanderbilt	02/14/18
5	13	vs. Penn State • NIT	03/27/18
6	12	Missouri	01/27/18
	12	at Florida	01/10/18
	12	Green Bay	11/20/17
	12	Florida A&M	11/18/17
10	11	at Missouri	02/10/18
	11	at Alabama	01/20/18

**ADO'S CAREER STATS**

YEAR	GP-GS	MIN/AVG	FG-A	PCT	3FM-A	PCT	FTM-A	PCT	REBS	PF-D	A	T	B	S	PTS/AVG
2017-18	36-36	953/26.5	112-182	.615	0-0	.000	58-113	.513	231-6.4	93-2	13	71	67	28	282/7.8
<b>TOTALS</b>	<b>36-36</b>	<b>953/26.5</b>	<b>112-182</b>	<b>.615</b>	<b>0-0</b>	<b>.000</b>	<b>58-113</b>	<b>.513</b>	<b>231-6.4</b>	<b>93-2</b>	<b>13</b>	<b>71</b>	<b>67</b>	<b>28</b>	<b>282/7.8</b>



# 0 | Nick Weatherspoon

G • 6-2 • 195 • SO. • 1L

CANTON, MISSISSIPPI • VELMA JACKSON HS

**HONORS & AWARDS**

- 2017 FRESHMAN All-SEC

**2017-18 • FRESHMAN**

- Started all 36 games he played.
- Missed the NIT opener against Nebraska due to a hip injury suffered against Tennessee in the SEC Tournament.
- Third on the team with his 10.8 scoring clip, the ninth best average all-time for an MSU freshman.
- Named to the SEC All-Freshman team.
- Finalist for Howell Trophy.
- Scored in double-digits 25 times.
- Career-high 22 points came in win against Arkansas to open SEC play.
- He finished with 389 points, the seventh most all-time by an MSU freshman.
- In collegiate debut against Alabama State, had 11 points, 3 assists and 3 rebounds.
- Named SEC Freshman of the Week on Feb. 5 after scoring 17 points at South Carolina and 14 against Georgia, both wins.
- In SEC play, averaged 11.4 points.
- Finished second in the SEC with 20 charges taken.
- In SECT against LSU, had 15 points and 3 assists before totaling 6 points against Tennessee before leaving early in the second half with the hip injury.
- Totaled 21 points in three NIT games, with 12 coming at Louisville.

- Against Penn State at Madison Square Garden, had 5 points, 4 rebounds and 1 assist.

- Named MSU's co-freshman of the year, along with Abdul Ado.

- Also received the team's Most Inspirational award.

**HIGH SCHOOL**

- Rated as the 5th-best point guard in the nation by ESPN Top 100.
- No. 1 overall prospect in Mississippi.
- As a senior, led Velma Jackson to the Class 3A state championship and a 27-6 record.
- MVP of 2017 state championship game after scoring 18 points, grabbing 8 rebounds, dishing out four assists and collecting four steals against in the 46-32 win against East Side.
- In the semifinals against Holly Springs in a 67-43 points, scored a game-high 26 points to go along with his 9 rebounds, 5 assists and 4 steals.
- Averaged 23.9 points, 5.8 rebounds and 5 assists as a senior.
- Averaged 22.8 points, 5.5 rebounds and 4.2 assists as a junior.
- He shot 53 percent from the field and 35 percent beyond the arc.
- As a sophomore and freshman, won state championships with his brother, Quindndary, as a teammate.
- In the 2015 title game, the Falcons beat Aberdeen, 76-38, and he scored 7 points to go along with his 4 rebounds, 3 assists and 1 steal.
- In the 2014 finals, Velma Jackson beat East Side, 50-35. In the game, he scored 4 points, had 1 rebound and dished out 1 assist.



**WEATHERSPOON'S CAREER HIGHS****POINTS**

22 • No. 22 Arkansas • 01/02/18

**REBOUNDS**

6 • at Texas A&amp;M • 02/20/18

6 • North Florida • 12/30/17

**FIELD GOALS MADE**

8 • Alabama • 02/06/18

**3-POINT FIELD GOALS MADE**

3 • Austin Peay • 11/09/18

3 • UT Martin • 12/16/17

3 • Stephen F. Austin • 11/22/17

**FREE THROWS MADE**

7 • No. 22 Arkansas • 01/02/18

**WEATHERSPOON'S CAREER HIGHS****ASSISTS**

5 • Austin Peay • 11/09/18

5 • Florida A&amp;M • 11/18/17

**BLOCKS**

2 • No. 22 Arkansas • 01/02/18

**STEALS**

3 • at No. 25 Cincinnati • 12/02/17

3 • Dayton • 12/03/17

**MINUTES**

37 • Stephen F. Austin • 11/22/17

**PERSONAL**

Nick Dwune Weatherspoon was born on November 2, 1998, in Canton, Miss. ... Son of Sharon and Tommie Weatherspoon. ... Major is undecided. ... Brother, Quindary, is an All-SEC senior on the team.

**WEATHERSPOON'S TOP SCORING PERFORMANCES**

RK	PTS	OPPONENT	DATE
1	22	No. 22 Arkansas	01/02/18
2	18	Alabama	02/06/18
3	17	at South Carolina	01/31/18
4	15	vs. LSU • SEC-T	03/08/18
4	15	Ole Miss	02/17/18
4	15	at Missouri	02/10/18
4	15	Stephen F. Austin	11/22/17
8	14	Georgia	02/03/18
9	12	at Louisville • NIT	03/20/18
9	12	Missouri	01/27/18
9	12	at No. 25 Cincinnati	12/12/17
9	12	North Dakota State	11/30/17
9	12	Jacksonville State	11/26/17
9	12	Florida A&M	11/18/17

**WEATHERSPOON'S CAREER STATS**

YEAR	GP-GS	MIN/AVG	FG-A	PCT	3FM-A	PCT	FTM-A	PCT	REBS	PF-D	A	T	B	S	PTS/AVG
2017-18	36-36	1021/28.4	149-311	.479	26-89	.292	65-90	.722	105-2.9	63-1	75	38	5	53	389/10.8
<b>TOTALS</b>	<b>36-36</b>	<b>1021/28.4</b>	<b>149-311</b>	<b>.479</b>	<b>26-89</b>	<b>.292</b>	<b>65-90</b>	<b>.722</b>	<b>105-2.9</b>	<b>63-1</b>	<b>75</b>	<b>38</b>	<b>5</b>	<b>53</b>	<b>389/10.8</b>





# 45 | E.J. Datcher

**C • 6-10 • 255 • JR. • 2L**

**HARPERSVILLE, ALABAMA • VINCENT HS**

### 2017-18 • SOPHOMORE

- Appeared in 30 games for Mississippi State and drew one start against Alabama State.
- His season-high of 11 points came against Alabama State, where he was 9-of-9 at the foul line.
- At one stretch, made 14-consecutive free throws.
- On the year, he averaged 2.2 points and 1.7 rebounds to go along with his 8 blocked shots.
- 3 of his blocks came against Green Bay.
- Season-high 6 rebounds against Green Bay.
- Had 4 assists, with two coming against Florida A&M.
- Best SEC game came in the win against Ole Miss where he had 4 points and 2 rebounds.
- Appeared in two NIT games — Baylor and Louisville.
- Totaled 67 points and 51 rebounds on the season.

### 2016-17 • FRESHMAN

- Appeared in 31 games for Mississippi State.
- Made collegiate debut against Norfolk State and totaled 2 points and 7 rebounds in 9 minutes of action. The 7 rebounds were a season-high.
- Season-high 4 points came against Southern Miss, at LSU and against Alabama in the SEC Tournament.
- SEC debut came at LSU, where in 14 minutes he had 4 points, 2 rebounds and 2 blocked shots. He hit 2 of his field goal attempts.
- Lone assist came against Texas A&M.
- Collected 6 steals, 2 against Kentucky on 1-17-17.
- Finished the year with 18 blocked shots.
- The 18 blocks were second on the team behind Aric Holman's 64.
- Had 3 blocks twice, versus Central Florida on 11-17-17 and at South Carolina on 2-28-17.
- Of his 47 total rebounds, 13 came on the offensive end.
- All 12 of his points in SEC play came on the road.
- Fouled out just once — second game of the year against Central Florida.
- In the SEC Tournament against LSU and Alabama, had 6 points, 6 rebounds and 2 blocked shots. 4 of his points and 4 of his rebounds came against the Crimson Tide.

### 2016 ITALY TOUR

- In four games, averaged 2.3 points and 5.0 rebounds. Also collected two steals while registering 1 blocked shot.

### HIGH SCHOOL

- Averaged 18 points, 10 rebounds, 2.3 assists and 3 blocks his senior year at Vincent Middle High School.
- Earned First Team All-State award.
- Was on the A and B honor roll.
- Averaged 12 points, 7 rebounds and 2 blocked shots as a sophomore.

### PERSONAL

Elton Lynn Datcher Jr. was born on Jan. 19, 1998 in Talladega, Ala. ... Majoring in human development and family science. ... Son of Elton and Dorothy Datcher.

### DATCHER'S TOP SCORING PERFORMANCES

RK	PTS	OPPONENT	DATE
1	11	Alabama State	11/10/17
2	8	North Georgia	12/09/17
3	7	Florida A&M	11/18/17
4	6	North Florida	12/30/17
	6	Stephen F. Austin	11/22/17

### DATCHER'S CAREER HIGHS

#### POINTS

11 • Alabama State • 11/10/17

#### REBOUNDS

7 • Norfolk State • 11/11/16

#### FIELD GOALS MADE

3 • North Georgia • 12/09/17

3 • North Florida • 12/30/17

#### 3-POINT FIELD GOALS MADE

None

#### FREE THROWS MADE

9 • Alabama State • 11/10/17

#### ASSISTS

2 • Florida A&M • 11/18/17

#### BLOCKS

3 • Green Bay • 11/20/17

#### STEALS

2 • No. 5 Kentucky • 11/17/17

#### MINUTES

22 • Stephen F. Austin • 11/22/17

### DATCHER'S CAREER STATS

Year	GP-GS	Min/Avg	FG-A	Pct	3FM-A	Pct	FTM-A	Pct	Rebs	PF-D	A	T	B	S	Pts/Avg
2016-17	31-0	228/7.4	13-32	.406	0-0	.000	5-9	.556	47-1.5	59-1	1	9	18	6	31/1.0
2017-18	30-1	236/7.9	25-42	.595	0-0	.000	17-24	.708	51-1.7	45-1	4	12	8	3	67/2.2
<b>TOTALS</b>	<b>61-1</b>	<b>464/7.6</b>	<b>38-74</b>	<b>.514</b>	<b>0-0</b>	<b>.000</b>	<b>22-33</b>	<b>.667</b>	<b>98-1.6</b>	<b>104-2</b>	<b>5</b>	<b>21</b>	<b>26</b>	<b>9</b>	<b>98/1.6</b>



# 22 | KeyShawn Feazell

F • 6-8 • 240 • SO. • 1L

NEW HEBRON, MISSISSIPPI • LAWRENCE COUNTRY HS

## 2017-18 • FRESHMAN

- Appeared in 28 games, with his first collegiate action coming against Florida A&M, where he had 2 points and 5 rebounds.
- On the year, he averaged 1.4 points and 1.3 rebounds.
- Season-high 11 points against North Georgia.
- Career-best 5 rebounds against Florida A&M.
- Both his steals came against Dayton.
- He appeared in 12 SEC games.
- Best SEC outing was the win against Ole Miss where he had 2 points and 1 rebound.
- Played in both SEC Tournament games. Combined, he logged 18 minutes and scored 2 points (LSU) and grabbed 1 rebound (Tennessee).
- Appeared in all four NIT games.
- Had 4 points and 1 rebound against Nebraska.
- Against Penn State in Madison Square Garden, had 1 rebound in five minutes.
- On the year, he totaled 38 points, 35 rebounds, 2 blocks and 2 steals in 170 minutes.

## HIGH SCHOOL

- A four-year letter winner for the Cougars.
- As a senior, averaged 15.0 points, 10.8 rebounds, 2.5 blocked shots and 1.2 assists despite missing most of the season with a knee injury.
- Scored 20 or more points five times and had 11 double-doubles.
- Career high 31 points came against Brookhaven.
- Had career-high 16 rebounds three times — Brookhaven and Florence as a senior and Wesson (freshman year).
- Garnered MVP honors at both the Rumble in the South and Hotbed Classic.
- Was named to the Clarion-Ledger Dandy Dozen team as both a junior and senior.
- Rated as the 27th-best power forward in the nation last year by Scout.com.
- Averaged 17.3 points and 8.6 rebounds and made 22 3-pointers as a junior.
- Shot 54 percent from floor and drained 22 3-pointers.
- Scored 20-plus points nine times, with season-high of 30 coming against West Lincoln.
- Recorded eight double-doubles and had a season-best 15 rebounds against Wesson.
- Played in the MAC/Mississippi Sports Medicine All-Star Classic, with the South claiming a 111-106 victory.
- As a sophomore, averaged 9.3 points and 8.5 rebounds and scored in double-digits 14 times.
- Had four double-doubles with season high in points (17) coming against North Pike and South Pike and season high in rebounds (15) coming against Biloxi.
- In 13 games as a freshman, averaged 12.5 points and 8.6 rebounds.
- Scored in double-digits eight times and had a season-high 22 points versus Prentiss.
- Posted six double-doubles, with season-high 16 rebounds against Wesson.

-Concluded career with 1,293 points, 869 rebounds, 151 assists, 97 steals and 170 blocks in 96 games.

-Comes to Mississippi State after being named the No. 2 overall player in the state of Mississippi.

-Earned academic honors after finishing with a 3.8 GPA.

## PERSONAL

KeyShawn Malik Feazell was born on October 23, 1998, in Hattiesburg, Miss. ... Majoring in business administration ... Son of Kenley Feazell, Stacey Newsome and Tanya Feazell.

## FEAZELL'S CAREER HIGHS

### POINTS

11 • North Georgia • 12/09/17

### REBOUNDS

5 • Florida A&M • 11/18/17

### FIELD GOALS MADE

5 • North Georgia • 12/09/17

### 3-POINT FIELD GOALS MADE

1 • North Georgia • 12/09/17

### FREE THROWS MADE

1 • North Florida • 12/30/17

### ASSISTS

1 • Jacksonville State • 11/26/17

### BLOCKS

1 • 2x • Last: Little Rock • 12/20/17

### STEALS

2 • Dayton • 12/03/17

### MINUTES

13 • 2x • Last: vs. LSU • SEC-T • 03/08/18

## FEAZELL'S CAREER STATS

Year	GP-GS	Min/Avg	FG-A	Pct	3FM-A	Pct	FTM-A	Pct	Rebs	PF-D	A	T	B	S	Pts/Avg
2017-18	28-0	170/6.1	18-38	.474	1-9	.111	1-6	.167	35-1.3	20-0	1	9	2	2	38/1.4
<b>TOTALS</b>	<b>28-0</b>	<b>170/6.1</b>	<b>18-38</b>	<b>.474</b>	<b>1-9</b>	<b>.111</b>	<b>1-6</b>	<b>.167</b>	<b>35-1.3</b>	<b>20-0</b>	<b>1</b>	<b>9</b>	<b>2</b>	<b>2</b>	<b>38/1.4</b>



# 1 | Reggie Perry

**F • 6-10 • 245 • FR. • HS**

**THOMASVILLE, GEORGIA • THOMASVILLE HS**

## HIGH SCHOOL

- Tabbed a 2018 McDonald's All-American, a consensus five-star recruit and the state of Georgia's top prospect for the Class of 2018.
- Ranked as high as No. 16 in the ESPN Top 100, the No. 24 National Incoming Freshmen by Lindy's Magazine, the nation's No. 29 -Incoming Freshman by Rivals and the No. 31 National Recruit by 247 Sports for the Class of 2018.
- Tallied 15 points and seven rebounds at the 2018 McDonald's All-American game.
- Averaged 22.0 PPG and 12.0 RPG as a senior at Thomasville High. Captured Georgia Class 2A Player of the Year honors and led his school to its first state title.
- Participated in multiple USA Basketball Men's Junior National Team Minicamps.
- Posted 17.0 PPG and 8.4 RPG with the Arkansas Hawks AAU program in Spring 2017.
- Secured 15.8 PPG and 7.2 PPG at the 2017 Gauntlet Finale.
- His father, Al Perry, is a former MSU great from the 1975-76-77-78 seasons who currently ranks third in program history with 510 assists.
- Joined by D.J. Stewart and Robert Woodard II as a consensus top 25 recruiting class and rated as high as No. 9 nationally by Lindy's Magazine.
- MSU's second five-star recruit and seventh ESPN Top 100 prospect to commit to the Bulldogs under Coach Howland.
- Signed his National Letter of Intent (NLI) in November 2017 during early period.



# 3 | D.J. Stewart

**G • 6-6 • 200 • FR. • HS**

**GRACE, MISSISSIPPI • RIVERSIDE HS**

## HIGH SCHOOL

- A consensus 4-star recruit who was named the No. 2 prospect in the state of Mississippi behind teammate Robert Woodard II for the Class of 2018.
- Posted 25.0 PPG and 10.7 RPG as a senior at Riverside HS where he claimed All-State First Team honors from *Jackson Clarion-Ledger*.
- Secured 18.9 PPG, 9.7 RPG and 3.1 APG during his junior season.
- Rated No. 103 (Scout), No. 106 (Rivals) and No. 114 (247 Sports).
- Played AAU Basketball with MSU teammates Nick Weatherspoon and KeyShawn Feazell.
- Joined by Reggie Perry and Robert Woodard II as a consensus top 25 recruiting class rated as high as No. 9 by *Lindy's Magazine*
- Signed his National Letter of Intent (NLI) in November 2017 during early period.



# 12 | Robert Woodard II

G • 6-7 • 230 • FR. • HS

COLUMBUS, MISSISSIPPI • COLUMBUS HS

## HIGH SCHOOL

- A 4-star recruit and two-time Gatorade Player of the Year as the state of Mississippi's top prospect for the Class of 2018.
- Rated as No. 30 National Incoming Freshman by *Lindy's Magazine*, No. 46 among ESPN Top 100 and No. 62 by 247 Sports for the Class of 2018.
- Won a pair of 6A state titles at Columbus HS where he averaged 18.0 PPG and 9.7 RPG as a senior.
- Piled up 25.2 PPG, 13.1 RPG, 3.2 APG and 3.0 BPG during his junior season.
- Named to multiple *Jackson Clarion Ledger* Dandy Dozen and MaxPrep All-America teams.
- Member of the 2015 USA Basketball U16 National Team that captured the gold medal with a perfect 5-0 record at the 2015 FIBA Americas U16 Championships in Bahia Blanca, Argentina.
- Joined by Reggie Perry and D.J. Stewart as a consensus top 25 recruiting class rated as high as No. 9 by *Lindy's Magazine*.
- His father, Robert Woodard Sr., was former head coach Richard Williams' first recruit and played at MSU from 1987-88-89-90.
- Signed his National Letter of Intent (NLI) in November 2017 during early period.



# 42 | Jethro Tshisumpa

F • 6-10 • 260 • JR. • TR

LUBUMBASHI, CONGO • SAN JACINTO COLLEGE • TEXAS

## BEFORE MISSISSIPPI STATE

- Spent his sophomore season, 2017-18, at San Jacinto College in Texas.
- Posted 8.4 PPG and 6.5 RPG. His 116 blocked shots were third in the NJCAA rankings fueled by a 10-block performance versus Tyler Junior College.
- Registered season-high 15 points against Paris Junior College and grabbed a season's best 14 rebounds versus Coastal Bend College.
- Started his collegiate career at Arizona State in 2016-17 where he played in 26 games and drew five starts.
- Secured 55 rebounds, 25 points and 25 blocks as a freshman.
- Was a four-star prospect out of high school and ranked No. 87 in the ESPN Top 100 for the Class of 2016.
- Signed his National Letter of Intent (NLI) with MSU in April 2018.





# 4 | T.J. Gray

G • 6-0 • 165 • JR. • 1L

COLUMBUS, MISSISSIPPI • COLUMBUS HS

## 2017-18 • SOPHOMORE

- Appeared in five games, with first action coming against Alabama State.
- His lone rebound came against Louisville in NIT action.
- Logged 11 minutes on the year.
- Season-high four minutes against North Georgia.

## HIGH SCHOOL

- As a senior, led Columbus to a 27-5 ledger and the school's first Class 6A title with a 37-33 win against rival Starkville.
- Averaged 6 points and 8 assists.
- Career high of 12 points came against Tupelo.
- Won the Best Defensive Player award as both a junior and senior.
- As a junior, averaged 3 points and 4 assists as the Falcons finished 22-6 after losing in the first round of the playoffs.
- Took a school record six charges against Madison Central.
- Was a member of the Beta Club, National Honor Society and Spanish Honor Society.
- Finished with a 4.3 GPA and ranked ninth in his class.

## PERSONAL

Willie Tavarest Gray Jr. was born on September 14, 1997, in Columbus, Miss. ... Majoring in kinesiology. ... Son of Lestonio Yarbrough and Willie Tavarest Gray.



# 5 | Mitchell Storm

F • 6-7 • 200 • JR. • 1L

MADISON, MISSISSIPPI • EAST MISSISSIPPI CC

## 2017-18 • SOPHOMORE

- Appeared in 8 games.
- His first action for the Bulldogs came in the season opener against Alabama State. In four minutes, he had a career-high 3 rebounds.
- In the NIT, logged one minute at Louisville.

## 2016-17 • FRESHMAN

- Appeared in 21 games at East Mississippi Community College and drew 17 starts for coach Billy Begley.
- Averaged 6.8 points and 3.3 rebounds.
- Scored in double-digits five times.
- Career high 19 points came against Mississippi Delta on 8-of-12 shooting.
- Second on the team with 28 made 3-pointers.
- Had 10-plus rebounds twice — 12 against Faith Prep and 15 at Coahoma.
- Had 14 assists, 11 steals and 1 blocked shot.
- Finished the 48-96 shooting, with a 28-57 mark beyond the arc.

## HIGH SCHOOL

- Lettered one year at Madison Central.
- Averaged 10 points and 5 rebounds as a senior.
- Career high of 19 points came against Brandon.

## PERSONAL

John Mitchell Storm was born on January 1, 1998, in Flowood, Miss. ... Majoring in business administration. ... Son of John and Natacia Storm.



# 10 | Tate Clayton

G • 6-2 • 170 • So. • 1L

TUPELO, MISSISSIPPI • TUPELO HS

## 2017-18 • FRESHMAN

- Appeared in four games, with first action coming against Alabama State.
- Only SEC action came in the home win against Ole Miss, where he logged one minute.
- Did not see any post-season play.
- On the year, he played a total of nine minutes.

## HIGH SCHOOL

- Averaged 7.2 points, 3.1 rebounds, 2.7 assists and shot 43 percent from 3-point range as a senior in leading Tupelo to a 26-5 ledger and the Class 6A state quarterfinals.
- Career-high of 17 points came against Neshoba Central, while career-best 8 rebounds was against Okolona.
- In a key game against Grenada, dished out a career high 7 assists.
- Averaged 5.3 points, 2.2 rebounds, 2 assists and shot 41 percent beyond the arc as a junior as the Golden Wave posted a 27-7 record and advance to the Class 6A semifinals.
- Was an ACT Scholar (32), a member of the Key Club and National Honor Society and finished with a 3.8 GPA.

## PERSONAL

Tate Williams Clayton was born on December 8, 1998, in Tupelo, Miss. ... Majoring in business administration. ... Son of Drew and Lori Clayton. ... Brother, Reed, played basketball at MSU in 2012.



# 15 | Prince Oduro

F • 6-8 • 255 • SO. • TR

TORONTO, ONTARIO, CANADA • SIENA

## BEFORE MISSISSIPPI STATE

- Spent his freshman season at Siena and will sit out the 2018-19 season due to NCAA Transfer Rules.
- Started 27 of 31 appearances where he picked up 9.1 PPG and 5.1 RPG.
- Notched All-MAAC Rookie team honors.
- Poured in a season-high 19 points against Niagara (01/05/18) and pulled down a season's best 12 rebounds versus Manhattan (02/02/18).
- Notched 9.7 PPG, 7.7 RPG and 2.0 BPG during Siena's three-game international trip to his native Canada in August 2017.
- Has international experience with Team Canada. Dialed up 6.6 PPG and 4.1 RPG over seven games.
- His team won the FIBA U19 Basketball World Cup 2017 in Egypt.
- Played prep basketball for First Love Christian Academy in Washington, Pennsylvania.
- Averaged 13 PPG and 11 RPG as First Love garnered a 24-3 record and Slam National Post-Grad Championship appearance during senior season.
- Was first player in his prep school's history to sign with a Division I program.
- Played his high school basketball for Earl Haig Secondary in his native Canada.
- Competed for Canada Elite on the Under Armour AAU circuit.



# 30 | Andrew Junkin

F • 6-11 • 240 • FR. • HS

NEW HOPE, MISSISSIPPI • NEW HOPE HS

## HIGH SCHOOL

- Prepped at New Hope High School where he averaged 11.3 PPG, 8.3 RPG and 4.1 BPG as a senior.
- Notched 15.0 PPG and 13.5 RPG in 4A State Tournament during his senior season.
- Played AAU circuit for Da House Mississippi
- Solid student who carried a 3.9 GPA in high school.
- Passed on Division I scholarship offers to walkon at MSU.

**VERSUS ALABAMA**

PLAYER	G-GS	MIN	FGM-FGA	PCT	3GM-3GA	PCT	FTM-FTA	PCT	REBS	AST	TO	BS	STL	PTS
Ado	2-2	46	7-11	.636	0-0	.000	5-7	.714	9-4.5	0	4	4	0	19-9.5
Carter	5-1	97	15-29	.517	5-12	.417	2-2	1.000	4-0.8	3	2	0	2	37-7.4
Datcher	4-0	44	3-8	.375	0-0	.000	2-4	.500	10-2.5	0	3	2	1	8-2.0
Feazell	1-0	13	0-2	.000	0-1	.000	0-0	.000	1-1.0	0	0	0	0	0-0.0
Holman	7-5	162	15-38	.395	2-9	.222	12-18	.667	41-5.9	2	8	10	2	44-6.3
Peters	5-2	131	18-51	.353	8-26	.308	6-11	.545	7-1.4	13	15	0	7	50-10.0
N Weatherspoon	2-2	52	10-23	.435	1-8	.125	4-5	.800	4-2.0	2	2	0	2	25-12.5
Q Weatherspoon	7-7	245	27-74	.365	6-25	.240	18-26	.692	43-6.1	10	18	2	11	78-11.1

**VERSUS ARKANSAS**

PLAYER	G-GS	MIN	FGM-FGA	PCT	3GM-3GA	PCT	FTM-FTA	PCT	REBS	AST	TO	BS	STL	PTS
Ado	1-1	34	3-3	1.000	0-0	.000	2-9	.222	9-9.0	0	1	4	1	8-8.0
Carter	2-1	31	3-11	.273	2-8	.250	2-3	.667	4-2.0	1	0	0	0	10-5.0
Datcher	2-0	13	0-2	.000	0-0	.000	0-0	.000	3-1.5	0	0	1	0	0-0.0
Holman	4-2	72	7-19	.368	1-6	.167	5-9	.556	24-6.0	5	4	5	0	20-5.0
Peters	2-1	53	9-21	.429	4-13	.308	1-2	.500	5-2.5	5	4	0	1	23-11.5
N Weatherspoon	1-1	33	7-10	.700	1-3	.333	7-10	.700	4-4.0	2	0	2	2	22-22.0
Q Weatherspoon	4-3	118	22-45	.489	10-18	.556	14-18	.778	29-7.3	8	4	3	8	68-17.0

**VERSUS AUBURN**

PLAYER	G-GS	MIN	FGM-FGA	PCT	3GM-3GA	PCT	FTM-FTA	PCT	REBS	AST	TO	BS	STL	PTS
Ado	1-1	31	4-5	.800	0-0	.000	2-4	.500	11-11.0	0	1	2	2	10-10.0
Carter	2-1	36	4-14	.286	1-7	.143	0-0	.000	4-2.0	0	2	0	0	9-4.5
Datcher	2-0	14	1-2	.500	0-0	.000	0-0	.000	1-0.5	1	0	1	1	2-1.0
Holman	3-2	57	8-18	.444	1-6	.167	4-5	.800	15-5.0	1	4	4	1	21-7.0
Peters	2-1	57	9-19	.474	4-10	.400	11-13	.846	5-2.5	8	8	1	2	33-16.5
N Weatherspoon	1-1	28	3-10	.300	0-3	.000	4-6	.667	3-3.0	3	0	0	0	10-10.0
Q Weatherspoon	3-2	96	17-42	.405	9-18	.500	12-12	1.000	19-6.3	5	7	1	3	55-18.3

**VERSUS FLORIDA**

PLAYER	G-GS	MIN	FGM-FGA	PCT	3GM-3GA	PCT	FTM-FTA	PCT	REBS	AST	TO	BS	STL	PTS
Ado	1-1	24	6-8	.750	0-0	.000	0-0	.000	10-10.0	1	1	1	0	12-12.0
Carter	2-1	37	1-8	.125	0-4	.000	1-2	.500	2-1.0	1	2	0	0	3-1.5
Datcher	2-0	10	1-2	.500	0-0	.000	0-0	.000	2-1.0	0	0	0	1	2-1.0
Feazell	1-0	11	0-1	.000	0-0	.000	0-0	.000	4-4.0	0	1	0	0	0-0.0
Holman	3-1	47	8-12	.667	0-2	.000	1-2	.500	16-5.3	0	5	2	2	17-5.7
Peters	2-1	52	4-18	.222	2-11	.182	1-2	.500	5-2.5	3	5	0	4	11-5.5
N Weatherspoon	1-1	32	2-9	.222	0-2	.000	3-4	.750	1-1.0	3	0	0	1	7-7.0
Q Weatherspoon	3-3	103	20-44	.455	5-18	.278	2-2	1.000	15-5.0	7	7	1	5	47-15.7

**VERSUS GEORGIA**

PLAYER	G-GS	MIN	FGM-FGA	PCT	3GM-3GA	PCT	FTM-FTA	PCT	REBS	AST	TO	BS	STL	PTS
Ado	1-1	33	3-3	1.000	0-0	.000	1-2	.500	6-6.0	1	4	2	0	7-7.0
Carter	2-0	25	2-7	.286	1-4	.250	0-0	.000	1-0.5	2	0	0	1	5-2.5
Datcher	2-0	14	1-2	.500	0-0	.000	0-0	.000	3-1.5	0	1	0	0	2-1.0
Feazell	1-0	1	0-1	.000	0-1	.000	0-0	.000	0-0.0	0	0	0	0	0-0.0
Holman	4-2	68	8-17	.471	2-7	.286	3-4	.750	13-3.3	0	4	3	3	21-5.3
Peters	2-2	59	14-32	.438	5-15	.333	1-2	.500	6-3.0	9	8	0	4	34-17.0
N Weatherspoon	1-1	26	7-9	.778	0-1	.000	0-0	.000	4-4.0	1	0	0	0	14-14.0
Q Weatherspoon	4-4	119	15-41	.366	4-17	.235	15-18	.833	22-5.5	7	7	0	4	49-12.3

**VERSUS KENTUCKY**

PLAYER	G-GS	MIN	FGM-FGA	PCT	3GM-3GA	PCT	FTM-FTA	PCT	REBS	AST	TO	BS	STL	PTS
Ado	1-1	31	0-4	.000	0-0	.000	2-3	.667	5-5.0	0	2	1	0	2-2.0
Carter	2-0	28	12-11	.182	2-10	.200	1-1	1.000	2-1.0	3	0	0	2	7-3.5
Datcher	2-0	11	1-3	.333	0-0	.000	0-0	.000	1-0.5	0	0	0	2	2-1.0
Feazell	1-0	3	0-0	.000	0-0	.000	0-0	.000	0-0.0	0	0	0	0	0-0.0
Holman	3-2	51	6-13	.462	0-3	.000	0-0	.000	10-3.3	2	5	5	2	12-4.0
Peters	2-2	68	13-27	.481	3-10	.300	5-8	.625	7-3.5	7	7	0	1	34-17.0
N Weatherspoon	1-1	22	4-8	.500	1-3	.333	1-2	.500	4-4.0	0	2	0	0	10-10.0
Q Weatherspoon	3-2	80	18-36	.500	2-12	.167	4-6	.667	15-5.0	8	6	0	7	42-14.0





**VERSUS LSU**

PLAYER	G-GS	MINS	FGM-FGA	PCT	3GM-3GA	PCT	FTM-FTA	PCT	REBS	AST	TO	BS	STL	PTS
Ado	2-2	39	4-9	.444	0-0	.000	2-5	.400	8-4.0	0	3	2	1	10-5.0
Carter	4-1	83	10-27	.370	6-17	.353	2-4	.500	8-2.0	5	2	1	1	28-7.0
Clayton	1-0	1	0-0	.000	0-0	.000	0-0	.000	0-0.0	0	0	0	0	0-0.0
Datcher	4-0	34	4-4	1.000	0-0	.000	0-2	.000	5-1.3	0	3	0	1	8-2.0
Gray	1-0	1	0-0	.000	0-0	.000	0-0	.000	0-0.0	0	0	0	0	0-0.0
Holman	6-3	80	9-18	.500	4-10	.400	3-6	.500	17-2.8	8	6	10	1	25-4.2
Peters	4-3	103	12-35	.343	6-20	.300	4-8	.500	11-2.8	17	12	1	7	34-8.5
N Weatherspoon	2-2	59	10-17	.588	1-4	.250	3-6	.500	5-2.5	2	1	0	1	24-12.0
Q Weatherspoon	6-6	205	34-77	.442	10-27	.370	8-11	.727	34-5.7	10	17	1	9	86-14.3

**VERSUS MISSOURI**

PLAYER	G-GS	MINS	FGM-FGA	PCT	3GM-3GA	PCT	FTM-FTA	PCT	REBS	AST	TO	BS	STL	PTS
Ado	1-1	28	3-4	.750	0-0	.000	0-0	.000	5-5.0	0	1	2	0	6-6.0
Carter	4-0	62	10-25	.400	6-16	.375	0-0	.000	3-0.8	1	1	0	3	26-6.5
Datcher	4-0	44	3-5	.600	0-0	.000	0-0	.000	8-2.0	0	0	2	0	6-1.5
Feazzell	1-0	2	0-0	.000	0-0	.000	0-0	.000	1-1.0	0	0	0	0	0-0.0
Holman	5-4	105	19-36	.528	2-9	.222	9-11	.818	28-5.6	4	6	8	1	49-9.8
Peters	4-2	102	14-36	.389	8-21	.381	9-11	.818	7-1.8	15	7	0	6	45-11.3
N Weatherspoon	1-1	32	5-13	.385	1-5	.200	0-0	.000	4-4.0	3	2	0	0	11-11.0
Q Weatherspoon	5-5	148	29-52	.558	5-17	.294	12-16	.750	25-5.0	5	14	3	9	75-15.0

**VERSUS OLE MISS**

PLAYER	G-GS	MINS	FGM-FGA	PCT	3GM-3GA	PCT	FTM-FTA	PCT	REBS	AST	TO	BS	STL	PTS
Ado	2-2	39	4-9	.444	0-0	.000	2-5	.400	8-4.0	0	3	2	1	10-5.0
Carter	4-1	83	10-27	.370	6-17	.353	2-4	.500	8-2.0	5	2	1	1	28-7.0
Clayton	1-0	1	0-0	.000	0-0	.000	0-0	.000	0-0.0	0	0	0	0	0-0.0
Datcher	4-0	34	4-4	1.000	0-0	.000	0-2	.000	5-1.3	0	3	0	1	8-2.0
Gray	1-0	1	0-0	.000	0-0	.000	0-0	.000	0-0.0	0	0	0	0	0-0.0
Holman	6-3	80	9-18	.500	4-10	.400	3-6	.500	17-2.8	8	6	10	1	25-4.2
Peters	4-3	103	12-35	.343	6-20	.300	4-8	.500	11-2.8	17	12	1	7	34-8.5
N Weatherspoon	2-2	59	10-17	.588	1-4	.250	3-6	.500	5-2.5	2	1	0	1	24-12.0
Q Weatherspoon	6-6	205	34-77	.442	10-27	.370	8-11	.727	34-5.7	10	17	1	9	86-14.3

**VERSUS SOUTH CAROLINA**

PLAYER	G-GS	MINS	FGM-FGA	PCT	3GM-3GA	PCT	FTM-FTA	PCT	REBS	AST	TO	BS	STL	PTS
Ado	2-2	66	7-12	.583	0-0	.000	4-6	.667	12-6.0	0	3	7	0	18-9.0
Carter	4-0	101	20-39	.513	13-26	.500	1-3	.333	8-2.0	1	3	1	7	54-13.5
Datcher	3-0	16	1-2	.500	0-0	.000	1-1	1.000	3-1.0	0	3	4	1	3-1.0
Feazzell	1-0	3	0-0	.000	0-0	.000	0-0	.000	0-0.0	0	0	0	0	0-0.0
Holman	6-2	112	12-21	.571	2-5	.400	5-6	.833	29-4.8	5	4	10	3	31-5.2
Peters	4-4	105	10-36	.278	4-19	.211	6-8	.750	12-3.0	15	13	1	5	30-7.5
N Weatherspoon	2-2	57	10-20	.500	2-6	.333	5-5	1.000	4-2.0	3	1	0	3	27-13.5
Q Weatherspoon	5-5	159	22-55	.400	6-21	.286	19-23	.826	28-5.6	13	16	1	8	69-13.8

**VERSUS TENNESSEE**

PLAYER	G-GS	MINS	FGM-FGA	PCT	3GM-3GA	PCT	FTM-FTA	PCT	REBS	AST	TO	BS	STL	PTS
Ado	2-2	61	3-6	.500	0-0	.000	1-2	.500	9-4.5	1	5	1	2	7-3.5
Carter	4-0	65	7-22	.318	3-14	.214	0-0	.000	3-0.8	1	2	0	1	17-4.3
Datcher	3-0	21	1-2	.500	0-0	.000	0-2	.000	3-1.0	0	1	0	0	2-0.7
Feazzell	2-0	10	0-3	.000	0-2	.000	0-0	.000	3-1.5	0	0	0	0	0-0.0
Holman	5-3	85	8-25	.320	1-10	.100	7-10	.700	19-3.8	0	9	9	5	24-4.8
Peters	4-4	124	14-39	.359	7-24	.292	9-11	.818	7-1.8	16	5	2	4	44-11.0
N Weatherspoon	2-2	47	7-17	.412	0-3	.000	3-4	.750	4-2.0	0	2	0	2	17-8.5
Q Weatherspoon	5-5	169	26-68	.382	6-20	.300	17-26	.654	24-4.8	4	13	3	3	75-15.0



## VERSUS TEXAS A&amp;M

PLAYER	G-GS	MINS	FGM-FGA	PCT	3GM-3GA	PCT	FTM-FTA	PCT	REBS	AST	TO	BS	STL	PTS
Ado	1-1	32	8-11	.727	0-0	.000	3-5	.600	9-9.0	0	0	2	0	19-19.0
Carter	2-0	23	2-8	.250	1-7	.143	5-6	.833	1-0.5	2	2	0	0	10-5.0
Datcher	2-0	10	1-2	.500	0-0	.000	0-0	.000	1-0.5	1	1	1	0	2-1.0
Feazell	1-0	3	0-1	.000	0-1	.000	0-0	.000	1-1.0	0	0	0	0	0-0.0
Holman	4-2	59	8-12	.667	3-6	.500	5-5	1.000	11-2.8	0	3	6	1	24-6.0
Peters	2-2	62	6-17	.353	4-12	.333	13-15	.867	9-4.5	11	6	0	6	29-14.5
N Weatherspoon	1-1	33	2-8	.250	0-2	.000	2-2	1.000	6-6.0	4	2	0	2	6-6.0
Q Weatherspoon	4-3	126	21-46	.457	5-12	.417	9-12	.750	16-4.0	11	6	3	6	56-14.0

## VERSUS VANDERBILT

PLAYER	G-GS	MINS	FGM-FGA	PCT	3GM-3GA	PCT	FTM-FTA	PCT	REBS	AST	TO	BS	STL	PTS
Ado	2-2	42	10-13	.769	0-0	.000	4-8	.500	13-6.5	3	1	2	3	24-12.0
Carter	3-1	71	8-23	.348	6-14	.429	1-1	1.000	8-2.7	3	1	1	3	23-7.7
Datcher	3-0	18	0-2	.000	0-0	.000	0-0	.000	3-1.0	0	0	1	0	0-0.0
Feazell	2-0	6	0-0	.000	0-0	.000	0-0	.000	0-0.0	0	2	0	0	0-0.0
Holman	4-4	77	13-26	.500	3-7	.429	5-8	.625	23-5.8	2	7	5	1	34-8.5
Peters	3-2	81	5-23	.217	1-7	.143	9-11	.818	6-2.0	15	6	0	5	20-6.7
N Weatherspoon	2-2	44	5-12	.417	0-3	.000	2-2	1.000	4-2.0	5	0	0	0	12-6.0
Q Weatherspoon	4-4	125	24-41	.585	9-14	.643	10-13	.769	15-3.8	10	7	2	3	67-16.8

## SECTOURNAMENT

PLAYER	G-GS	MINS	FGM-FGA	PCT	3GM-3GA	PCT	FTM-FTA	PCT	REBS	AST	TO	BS	STL	PTS
Ado	2-2	57	2-4	.500	0-0	.000	3-6	.500	11-5.5	0	2	3	1	7-3.5
Carter	4-0	74	16-33	.485	7-20	.350	0-0	.000	5-1.3	0	2	0	0	39-9.8
Datcher	2-0	26	3-6	.500	0-0	.000	0-0	.000	6-3.0	0	1	2	0	6-3.0
Holman	5-2	110	13-28	.464	2-9	.222	7-10	.700	27-5.4	4	8	14	5	35-7.0
Feazell	2-0	18	1-2	.500	0-1	.000	0-0	.000	1-0.5	0	0	0	0	2-1.0
Peters	4-2	104	20-38	.526	13-21	.619	8-11	.727	8-2.0	12	11	2	5	61-12.2
N Weatherspoon	2-2	54	9-14	.643	1-1	1.000	2-2	1.000	6-3.0	3	3	0	0	21-10.5
Q Weatherspoon	5-5	159	24-57	.421	0-12	.000	19-23	.826	23-4.6	11	14	2	9	67-13.4



# MISSISSIPPI STATE



## 2018-19 MISSISSIPPI STATE COACHING STAFF





*When it became public that Ben Howland would be Mississippi State's 20th head coach in school history, the nation quickly took notice.*

*After all, the California native has an extremely impressive resume that features 456 wins, three Final Four berths and an appearance in the NCAA title game.*

*Nearly as important, he owns a great reputation as one of the game's top recruiters, and he didn't disappoint when he landed a Top 5 class his first year in Starkville that was highlighted by the signing of three Top 100 players.*

*Immediately, the Bulldog fan base became excited again with hopes of returning to the days where 20-win seasons and trips to the NCAA Tournament were the norm.*

*Basketball pundits even said his hiring was the best in all of college basketball, and it was a hiring that brought numerous national writers to campus looking to capture Howland's return to the court in hopes of making the Bulldogs a power again.*





# Ben Howland

4TH SEASON • WEBER STATE • 1979

In three different stops as a head coach, Ben Howland has established himself as a proven winner en route to leading his teams to the NCAA Tournament. Entering this third year in Starkville, he's on track to return Mississippi State back to the postseason.

On March 23, 2015, the highly-respected Howland was introduced as the 20th head basketball coach in school history.

Now in his 22nd season roaming the sidelines, Howland, 59, owns an overall coaching record of 431-239 with stints at Northern Arizona (1995-99), Pittsburgh (2000-03) and UCLA (2004-13).

In his first season in Starkville, he guided the Bulldogs to a 14-17 record and produced the fourth-best recruiting class in the country.

Under his tutelage, forward Gavin Ware was named third-team All-SEC, while newcomer Quinndary Weatherspoon was named to the SEC All-Freshman team before being tabbed preseason second-team All-SEC in October of 2016.

In year No. 2, the Bulldogs improved to 16-16 and advanced to the second round of the SEC Tournament.

Quinndary Weatherspoon showed great progress en route to earning second-team All-SEC honors, while Lamar Peters was named to the SEC All-Freshman team.

Entering season No. 3, excitement is high as traditionally it's the third year he lands his team in the NCAAs.

He'll have experience, starting with Weatherspoon, who in October was named second-team preseason All-SEC.

In 10 seasons at powerhouse UCLA, Howland led the Bruins to the NCAA Tournament seven times, highlighted by three-consecutive Final Four appearances (2006-08) in addition to four Pac-10 regular-season crowns (2006, 07, 08 and 13). He was the Bruins' first coach since the late John Wooden to win three-straight conference titles (2006-08), and is the only head coach other than the legendary Wooden to have led UCLA to three consecutive NCAA Final Four appearances.

## CHAMPIONSHIP GAME

In 2005-06, Howland's UCLA team advanced to the championship game – its first since winning the 1995 NCAA title – where it lost to Florida. The Bruins recorded 32 victories that season, tying the then-school record of 32 wins set in 1995.

During his illustrious tenure in Los Angeles, Howland compiled a 233-107 record (.682 winning percentage), including a 121-59 mark in conference play. In his last nine years, the Bruins finished in the top three of the conference standings an impressive seven times.

In his 21-year career as a head coach, Howland has led his teams to the NCAA Tournament 10 times and to the "Sweet 16" five times, in addition to the three Final Fours at UCLA. He has been a Conference Coach of the Year in three different leagues – 2006, Pac-10 Coach of the Year at UCLA; 2002, Big East Coach of the Year at Pittsburgh; 1997, Big Sky Coach of the Year at Northern Arizona.

## 30 WINS AGAIN

In 2008, Howland became one of three coaches in NCAA Division I history to win at least 30 games in three consecutive seasons, joining Adolph Rupp (Kentucky, 1947-49) and John Calipari (2006-08). His 97 victories from 2006-08 stand as the most by any UCLA head coach in a three-year span.

During his tenure at UCLA, Howland had a Pac-12 best 18 players selected in the NBA draft, a total that ranked in the Top 5 nationally. The Bruins' 13 NBA draft selections ranked among the Top 5 nationally from 2004 through 2013.

Prior to his stint at UCLA, Howland spent four seasons building the Pittsburgh men's basketball program into one of the finest in the nation, compiling an 89-40 ledger from 2000-03. His final two seasons, he guided Pittsburgh to a 57-11 mark, logging an 83.8 winning percentage that ranked second nationally during that period.

The Panthers reached the "Sweet 16" both years and captured the 2003 Big East Tournament crown. In 2002-03, Howland led Pittsburgh to





a 28-5 overall record and a No. 4 ranking in the final Associated Press poll. Pitt held the nation's No. 2 ranking for eight weeks during the season.

In 2001-02, Howland guided Pittsburgh to a school-record 29 wins, surpassing the former school record of 25 victories set in 1973-74. He became the first Pittsburgh head coach in 26 years to garner National Coach of the Year honors as he earned nine coaching awards including the Associated Press, Naismith, Henry Iba and the Sporting News national accolades, along with Big East Coach of the Year honors.

**FIRST GIG AS HEAD COACH**

Howland's first head coaching gig was at Northern Arizona, where he orchestrated one of the best turnarounds in NCAA history. His highly successful five-year tenure (1995-99) saw him transform the Lumberjacks from one of the nation's weakest programs into a consistent NCAA Tournament contender.

In his final season (1998-99), NAU posted a 21-8 record, its third-consecutive season with 20+ wins. Howland's first two teams at Northern Arizona finished 9-17 (1994-95) and 7-19 (1995-96), finishing in seventh-place each season. However, his 1996-97 squad went 21-7, set the school-record for wins and achieved the 10th best single-season turnaround in NCAA men's basketball history.

Northern Arizona captured the Big Sky regular-season championship by three games and advanced to the National Invitation Tournament (NIT).

Howland was named the conference's Coach of the Year.

**FIRST NCAA APPEARANCE**

The following season (1997-98), Howland guided the Lumberjacks to the NCAA Tournament for the first time in school history after capturing the Big Sky Tournament championship and second straight regular-season title. In a first-round NCAA Tournament game against No. 2-seed Cincinnati, Northern Arizona led the heavily favored Bearcats for the majority of the game before losing, 65-62, on a last-second three-pointer.

Howland earned his bachelor's degree in physical education from Weber State (1979) and a master's degree in administration and physical education from Gonzaga (1981).

Howland and his wife, Kim, a former Weber State cheerleader, have two children – Meredith and Adam – and three grandsons – Benjamin Clark Howland II, Eli and Asher, the sons of Adam and his wife, Brittney.

**THE BEN HOWLAND FILE**

**Birthday** May 28, 1957

**FAMILY**

**Wife** Kim (Zahnaw)  
**Children** Adam • Meredith  
**Grandchildren** Ben • Eli • Asher

**EDUCATIONAL BACKGROUND**

**High School** Cerritos HS • 1976  
**College** Weber State • 1979  
**Grad School** Gonzaga • 1981

**COACHING EXPERIENCE**

**1981** Gonzaga • Graduate Assistant  
**1982-94** UC Santa Barbara • Assistant Coach  
**1995-99** Northern Arizona • Head Coach  
**2000-03** Pittsburgh • Head Coach  
**2004-13** UCLA • Head Coach  
**2015-Present** Mississippi State • Head Coach



**HOWLAND'S YEAR-BY-YEAR RECORD**

**NORTHERN ARIZONA • 1994-99**

YEAR	RECORD	BIG SKY • FINISH	POSTSEASON
1995	9-17	4-10 • 7th	
1996	7-19	3-11 • 7th	
1997	21-7	13-1 • 1st	NIT First Round
1998	21-8	12-2 • 1st	NCAA First Round
1999	21-8	12-4 • 2nd	
<b>TOTALS</b>	<b>79-59 • .572</b>	<b>44-28 • .611</b>	

**PITTSBURGH • 2000-03**

YEAR	RECORD	BIG EAST • FINISH	POSTSEASON
2000	13-15	5-11 • 11th	
2001	19-14	7-9 • 5th West	NIT Second Round
2002	29-6	13-3 • 1st West	NCAA Sweet 16
2003	28-5	13-3 • T-1st West	NCAA Sweet 16
<b>TOTALS</b>	<b>89-40 • .690</b>	<b>38-26 • .594</b>	

**UCLA • 2004-13**

YEAR	RECORD	PAC-10/12 • FINISH	POSTSEASON
2004	11-17	7-11 • T-7th	
2005	18-11	11-7 • T-3rd	NCAA First Round
2006	32-7	14-4 • 1st	NCAA Runner-up
2007	30-6	15-3 • 1st	NCAA Final Four
2008	35-4	16-2 • 1st	NCAA Final Four
2009	26-9	13-5 • 2nd	NCAA Second Round
2010	14-18	8-10 • T-5th	
2011	23-11	13-5 • 2nd	NCAA Second Round
2012	19-14	11-7 • T-5th	
2013	25-10	13-5 • 1st	NCAA First Round
<b>Totals</b>	<b>233-107 • .685</b>	<b>121-59 • .672</b>	

**Mississippi State • 2016-Present**

YEAR	RECORD	SEC RECORD	POSTSEASON
2016	14-17	7-11 • 11th	
2017	16-16	6-12 • 12th	
2018	25-12	9-9 • 7th	NIT Semifinals
<b>Totals</b>	<b>55-45 • .550</b>	<b>22-32 • .407</b>	

**OVERALL** 456-251

**HOWLAND'S RECORD AGAINST 2018-19 OPPONENTS**

OPPONENT	RECORD
Alabama	3-5
Arizona State	17-8
Arkansas	3-2
Auburn	1-2
BYU	2-0
Cincinnati	0-2
Dayton	1-0
Florida	0-6
Georgia	2-4
Kentucky	1-4
Long Beach State	3-1
LSU	5-2
McNeese State	1-0
Missouri	4-1
Ole Miss	2-4
South Carolina	3-3
Tennessee	1-5
Texas A&M	3-3
Vanderbilt	2-2





# George Brooks

9TH SEASON • MISSISSIPPI STATE • 1997

Following a successful 12-year stint at the junior college ranks where he guided his team to numerous titles, George Brooks begins his ninth year at Mississippi State after being rehired by Ben Howland on March 27, 2015.

Brooks, 44, needed little introduction to the MSU family upon his arrival, as he played for the Bulldogs from 1992-94 before earning his degree in 1997.

He was also a student-assistant under Richard Williams in 1996 when MSU advanced to the Final Four.

Brooks' main responsibilities at MSU are working with forwards, assisting with scouting reports and all aspects of recruiting.

A native of Lafayette, Ala., Brooks, who also coached under Rick Stansbury and Rick Ray, came to Mississippi State following a stellar prep career at Lafayette High School under coach John T. Woody.

A three-year starter, he was instrumental in guiding his team to a three-year composite record of 64-20, while leading his team to the Alabama Class 3A title in 1989 as a sophomore.

The All-State performer was also a three-time Opelika-Auburn News All-Area and Valley Times News All-Valley basketball honoree.

As a senior, he averaged 16 points, 14 rebounds, seven blocked shots and three assists en route to being named to the Birmingham Post-Herald's "Ten Most Wanted List."

Yet, he wasn't just a one-sport standout, as he was also a three-time All-State tight end in football. But when it came time to choose which sport to play in college, his heart led him to the basketball court.

From 1992-94, Brooks appeared in 67 games as a reserve backup.

But following the 1994 campaign, Brooks decided to transfer to West Georgia for his final season of eligibility, where he played for Braves coach Ed Murphy.

In his one season at West Georgia, Brooks started 22 of the 25 games he participated.

He averaged 6.5 points and scored in double-digits six times, while averaging 5.6 rebounds an outing.

He totaled a career-high of 13 points on three occasions, while his best outing on the boards was 11 rebounds.

Following his stint at West Georgia, he returned to Mississippi State as a student-assistant coach for one season.

Then the call came from Meridian Community College, where he spent his first year as an assistant.

But after just two seasons, he was promoted to head coach, where he spent 11 years overseeing the Eagles' program.

During his tenure, Brooks led Meridian to numerous Mississippi-Louisiana Conference titles and berths to the NJCAA Region 23 tournaments.

He was also instrumental in seeing more than 20 of his players sign with NCAA programs, including Jamal Edmondson who played at MSU from 2005-06.

In addition, he also coached two standouts that would go on to enjoy NBA careers — Jamario Moon and Ronald Murray.

At Mississippi State, he's helped developed forwards Arnett Moultrie, a first-round draft choice in the 2012 NBA draft. Brooks was also been key in the development of Gavin Ware, who was named to the 2013 SEC All-Freshman team and graduated in the Top 20 of both scoring and rebounding.

From a recruiting standpoint, he was instrumental in the Bulldogs landing the highly-touted Craig Sword, the Alabama player of the year coming out of high school who earned SEC All-Freshman honors while being tabbed second-team All-SEC as junior and third-team as a senior. In 2015, Sword cemented his place in school history when he became the 34th Bulldog to reach 1,000 points for his career.

Brooks, named as the second-best recruiter in the SEC by Sporting News, also oversaw the recruiting of Quindary Weatherspoon, a four-star recruit out Velma Jackson ranked as the No. 2 prospect in Mississippi and the No. 32 shooting guard in the country.

In addition, he was key in MSU recording a consensus Top 5 recruiting class two years ago with the signing Tyson Carter and E.J. Datcher. And it was his efforts that brought KeyShawn Feazell to campus in August.

Brooks and his wife, Kalia, are the parents of two sons, Garrison (18) and Justin (17) and two daughters, Katelyn (11) and Karrie (9).

**THE GEORGE BROOKS FILE**

**Birthday** January 20, 1973  
**Hometown** Lafayette, Alabama

**FAMILY**  
**Wife** Kalia  
**Children** Garrison • Justin • Katelyn • Karrie

**EDUCATIONAL BACKGROUND**

**High School** Lafayette HS • 1992  
**College** Mississippi State • 1997

**COACHING EXPERIENCE**

**1995-96** Mississippi State • Student Assistant Coach  
**1997-99** Meridian CC • Assistant Coach  
**2000-2010** Meridian CC • Head Coach  
**2011-Present** Mississippi State • Assistant Coach







# Korey McCray

4TH SEASON • MERCER • 2001

Entering his fourth year as an assistant at Mississippi State, Korey McCray was one of Ben Howland's first hires after becoming the 20th head coach in school history. But the two are certainly no strangers.

Prior to spending the 2013-14 campaign at LSU, McCray spent two seasons under Howland as an assistant at UCLA.

Since his arrival to Starkville, McCray has established himself as a top-notch recruiter, landing current players Lamar Peters and Aric Holman.

Peters was named to the SEC All-Freshman team after averaging 10.7 points during the 2016-17 season.

His on-court coaching has been just as impressive.

In his first year with the Bruins, the team compiled a 19-14 overall record and an 11-7 record in the Pac 12. The Bruins followed that up with a 25-10 ledger in 2012-13 while going 13-5 in the league and winning the regular-season conference championship.

In 2012, McCray was also instrumental in UCLA landing the No. 1-ranked recruiting class in the country according to ESPN.com.

Before being hired at UCLA by Howland, McCray worked as a skill development trainer based in Atlanta, starting in 2004. In that capacity, McCray worked with and created tailor-made off-season training programs for NBA talents such as Dwight Howard, John Wall, Javaris Crittenton, Anthony Morrow, Jarrett Jack, Jarvis Hayes, Von Wafer, Mario West and Damien Wilkins, among others.

McCray last served as an assistant coach at LSU on Johnny Jones' staff for the 2013-14 season. In his lone campaign in Baton Rouge, the Tigers finished 20-14 overall with a 9-9 mark in the SEC. The Tigers garnered a bid to the NIT, where they advanced by defeating San Francisco before dropping a 80-67 decision to SMU in the second round.

McCray has also spent time as an assistant in 2008 at his alma mater, Mercer University, after spending one season at Chipola Junior College in 2004-05.

In his lone season at Chipola, the team advance to the semifinals of the National Junior College Championships.

Before landing at Chipola JC, McCray served as a graduate assistant under head coach Leonard Hamilton at Florida State (2002-04). While at FSU, he earned a master's degree in adult education with a minor in higher education.

McCray hails from Decatur, Ga., and played four seasons (1997-2001) under head coach Mark Slonaker at Mercer University in Macon, Ga. His final two seasons with the Bears he served as the team captain. He earned his bachelor's degree in communications from Mercer in 2001 with a major in theatre arts and a minor in Christianity.

Since 1999, McCray has served various stints as the CEO and head coach of the Atlanta Celtics AAU travel team. The team was co-founded by his father, Karl McCray, and Wallace Prather in 1990. In 2009, he led his Atlanta Celtics U-15 team to a national title, and has consistently produced teams at all age levels that rank in the top 10 nationally.

McCray and his wife, Laura, were married on September 20, 2018.

#### THE KOREY MCCRAY FILE

**BirthDay** January 22, 1979  
**Hometown** Decatur, Georgia

#### FAMILY

**Wife** Laura

#### EDUCATIONAL BACKGROUND

**High School** Cedar Grove HS • 1997  
**College** Mercer • 2001

#### COACHING EXPERIENCE

**2003-04** Florida State - Graduate Assistant  
Chipola JC - Assistant Coach  
**2008** Mercer - Assistant Coach  
**2012-13** UCLA - Assistant Coach  
**2014** LSU - Assistant Coach  
**2016-Present** Mississippi State - Assistant Coach







# Ernie Zeigler

4TH SEASON • CLEARY COLLEGE • 1994

When Ben Howland began to assemble his staff at Mississippi State, he searched for familiarity and someone he knew he could trust.

As it turned out, the search was short with the hiring of Ernie Zeigler, who was an assistant with Howland at both Pittsburgh and UCLA, where both teams garnered NCAA Tournament bids.

Zeigler enters his fourth season at MSU after spending two seasons as an assistant on Ray McCallum's staff at Detroit Mercy.

He's been instrumental in the development of MSU's forwards and was the driving force with the recruitment of Abdul Ado, a Top 100 player listed by ESPN.com

Before arriving at Detroit, however, Zeigler earned his first chance as a collegiate head coach, spending six seasons at Central Michigan (2007-12), leading the Chippewas to two Mid-American Conference West Division titles and a pair of Michigan MAC Trophies. CMU won back-to-back West Division titles in 2009 and 2010 and captured the Michigan Sports Hall of Fame Michigan MAC Trophy for best head-to-head record among in-state league schools in 2010 and 2012.

The Chippewas reached the MAC Tournament quarterfinals in four of his six seasons at the helm and finished below third in the division standings just once. For three straight years (2009, 2010 and 2011) and four times overall (2007), CMU's recruiting classes were ranked atop the MAC by hoopscooponline.com.

During his tenure at CMU, Zeigler (75-111, .403) mentored eight All-MAC selections, six that went on to play professionally.

Zeigler spent five seasons as an assistant under the tutelage of Howland at both Pittsburgh (2002-03) and UCLA (2004-06). The programs achieved great success with Zeigler on staff as Pitt reached the NCAA Sweet 16 both years and finished 2003 with a final Associated Press ranking of No. 4.

The 2002 squad won a school-record 29 games, while the 2003 team captured the Big East Tournament crown. Both years the Panthers won the Big East West Division championship.

When Howland took the UCLA job, Zeigler joined the Bruins' staff and helped the team to back-to-back NCAA Tournament appearances. The No. 2-seeded Bruins advanced to the 2006 NCAA championship game but fell to Florida, 73-57. That same season, UCLA won both the 2006 Pac-10 regular season and tournament championships.

Each season, UCLA posted a Top 15 recruiting class – fourth by rivals.com in 2004, 13th by scout.com in 2005 and sixth by foxsports.com in 2006. The Bruins recruited three McDonald's All-Americans in the three years Zeigler was on staff.

Prior to joining Howland's staff, Zeigler had one-year stints at Kansas State (2000) and Bowling Green (2001).

Zeigler began his coaching career under his former prep coach, Robert Menefee, at his alma mater, Detroit Cody High School. Zeigler was an assistant at Cody from 1990-96; in four of those six seasons, Cody was ranked among the top 10 Class A teams in the state of Michigan. Detroit Cody reached the state quarterfinals in 1992 and won the Detroit Public School League West Division championship in 1993.

From 1992 to 1997, Zeigler was the head AAU coach for Team Detroit. He guided all six squads to the state AAU Final Four and the 1994 squad reached the national AAU quarterfinals. In 1995 and 1997, Team Detroit advanced to the adidas Big Time Tournament quarterfinals.

From 1998-99, Zeigler was the head coach for the Al-Hilal Sports Club in Riyadh, Saudi Arabia. He guided his team to the championship of the Saudi Arabian Basketball Federation Playoffs in 1999 and to the Final Four of the Arab Championship Games and the Saudi Arabian Basketball Federation Playoffs in 1998.

In addition, Zeigler was the head coach of the Henan Wildcats from 1996-97 and was named the Chinese National Basketball Alliance International Coach of the Year in 1997 after leading the Wildcats to their first winning season in club history and their first playoff berth.

Zeigler received a bachelor's degree in business management from Cleary College (Ypsilanti, Mich.) in 1994. He played collegiately at Schoolcraft College (Livonia, Mich.) from 1984-86, Armstrong Atlantic State University (Savannah, Ga.) from 1986-87 and Northwood University (Midland, Mich.) from 1987-88.

Ernie and his wife, Seantelle, have two children, Trey and Skylar.

**THE ERNIE ZEIGLER FILE**

**Birthday** January 31, 1966  
**Hometown** Detroit, Michigan

**FAMILY**  
**Wife** Seantelle  
**Children** Trey • Skylar

**EDUCATIONAL BACKGROUND**  
**High School** Detroit Cody HS • 1984  
**College** Cleary College • 1994

**COACHING EXPERIENCE**  
**1997** Head Coach, Henan Wildcats • Head Coach - China  
**1998-99** Al-Hilal Club • Head Coach • Saudi Arabia  
**2000** Kansas State • Assistant Coach  
**2001** Bowling Green • Assistant Coach  
**2002-03** Pittsburgh • Assistant Coach  
**2004-06** UCLA • Assistant Coach  
**2007-12** Central Michigan • Head Coach  
**2014-15** Detroit • Assistant Coach  
**2016-Present** Mississippi State • Assistant Coach





## Tanner Smith

**DIRECTOR OF OPERATIONS**

After spending the past three seasons with the Charlotte 49ers, Tanner Smith has returned to Mississippi State, this time as director of operations for Ben Howland.

He served in the same capacity for two years at Charlotte before being promoted to assistant coach this past season.

He joined the 49ers' staff after serving the 2014-15 season at Mississippi State as a graduate assistant.

A former standout at Clemson, Smith spent two years overseas playing professional basketball in Europe, where he played one year with Landstede Basketball of the Netherlands en route to garnering Dutch League All-Star accolades. He then played one season with MHP Risen Ludwigsborg in Germany before entering the coaching ranks.

While at Clemson, Smith appeared in 127 games. He finished his illustrious career with 986 points, 459 rebounds, 320 assists and 159 steals while helping Clemson earn three NCAA Tournament bids.

A 42.9-percent career shooter from the floor, Smith was the first player in Clemson history and the only ACC player in 2012 to average at least 10 points, 5 rebounds and 4 assists.

Smith not only excelled on the court but in the classroom as well. He became only the second player in Clemson history to earn ACC All-Academic honors four times. In 2011, he was awarded the C.J. Spiller Award, which is presented annually to a Clemson student-athlete for excellence in both athletics and academics. Smith graduated from Clemson with a Bachelor's Degree in Marketing in 2012.

He signed with Clemson following an impressive prep career at Wesleyan School in Norcross, Ga., where he was listed as the 16th-best player in Georgia by Rivals.com.

Off the court, Smith founded Tanner's Totes, a non-profit organization that provides care packages and support for kids with cancer. In June, 2017, he was honored by Major League Baseball's Atlanta Braves as a Community Hero for his work with Tanner's Totes.

Smith and his wife, Julia, were married on May 4, 2018, in Atlanta.



## Collin Crane

**STRENGTH & CONDITIONING COACH**

An opportunity to return to the SEC was one Collin Crane couldn't pass up, and the Knoxville native enters his second season as Mississippi State's strength and conditioning coach.

He spent the previous two years in the same capacity at Chattanooga. He also served a two-year stint at Florida.

Before joining the Chattanooga Mocs' program, Crane served as the strength and conditioning coach at Missouri State, working with men's basketball, tennis and golf. Prior to that stop, he was the assistant strength and conditioning coach at Florida.

The Gators posted a 65-11 ledger while he was there, going to the Elite Eight in 2013 and the Final Four in 2014. He organized NBA draft training for standouts such as Bradley Beal, Chandler Parsons, Eric Murphy and Patric Young.

He is a certified specialist by the National Strength and Conditioning Association (NSCA) and Collegiate Strength and Conditioning Coaches Association (CSCCA). In addition, he is also fully trained and certified in the Biosignature Modulation Level I program, an integrated system to track an athlete's body composition and nutritional needs.

Crane played collegiately at Carson-Newman University (2010-13) where he was a four-year starter and three-time captain en route to earning a degree in Exercise Science. During his time at Carson-Newman, he served as a strength and conditioning intern for the Florida Gators between his junior and senior semesters. Upon graduation, the university announced the Collin Crane Leadership Award in his honor.

A standout student-athlete at Karns High School, Crane played both basketball and track and was a two-time all-district performer and team MVP. Basketball is definitely a family trait, as his father, Keith, and brother, Cameron, both played at Maryville (Tenn.) College. He is married to the former Courtney Lawson.



## Josh Pierre

**VIDEO COORDINATOR**

Josh Pierre enters his first season at Mississippi State as video coordinator after spending the previous year as teh director of operations at his alma mater, Arkansas State.

He is the son of former MSU standout, Butch Pierre, who lettered for the Bulldogs from 1981-84.

Pierre, who played for Red Wolves from 2013-16, will oversee all video scouting and recruiting components and assist with the day-to-day operation of summer basketball camps.

Following graduation from A-State, Pierre served as a graduate assistant for Grant McCasland, aiding in scouting reports, practice and game planning before being hired as director of operations by Mike Balado.

This past spring, he was promoted to director of scouting.

As a player, Pierre was a part of the Arkansas State team that earned a Sun Belt Conference Western Division Championship (2012-13) and compiled back-to-back 19 win seasons for the first time in 24 years.

He competed in 44 games and led the nation in walk-on minutes per game (13.2) during conference play in 2015-16. In addition to being named to the Sun Belt Academic Honor Roll, Athletic Directors Honor Roll and Dean's List, he was voted 'Best Teammate' by his teammates and coaching staff each season as a student-athlete, as well as being a team captain.

Pierre graduated from Arkansas State in December of 2015 with a B.S. in Sports Management and is currently pursuing his masters in sports administration. He is a Pike Alumni and served as the fraternities' Spiritual Chair each year as a member. He was also a recipient of the Dr. Warren and Lu L. Nedrow Scholarship for Distinguished Alumni.

Pierre is the son of Butch and Clemmie Pierre. His father has more than 30 years of coaching experience, with stops at LSU, Oklahoma State and Memphis.

His twin brother, Joe, is currently the director of player personnel at Liberty University. His mother is a graduate of Kentucky, while his sister Langley, completed her undergraduate and master's degree at LSU and is seeking her PhD in higher education administration.

Butch, who also earned his masters at MSU, played for the Bulldogs under Jim Hatfield and Bob Boyd from 1981-84. In 1982, he led MSU with a .602 shooting percentage, and he currently ranks ninth all-time with 342 assists. Pierre was third on the team in scoring during his last three seasons.



## Seth Tisdale

**ATHLETIC TRAINER**

Seth Tisdale currently serves as the Associate Athletic Trainer for the Mississippi State's men's basketball and men's golf programs. He joined the Bulldog Athletic Department in the Summer of 2018.

He previously served as the Assistant Athletic Trainer for the St. Bonaventure University Men's Basketball and Golf programs. While at St. Bonaventure he also helped facilitate many changes to the sports medicine department.

Before joining St. Bonaventure, Tisdale was an Assistant Athletic Trainer for Stetson University in DeLand, Florida where he worked with the Men's Basketball and Men's and Women's Rowing programs.

Prior to Stetson, he worked at Virginia Commonwealth University in Richmond, Virginia where he worked with the Women's Basketball and Volleyball programs. He also assisted the Men's Basketball program which won the Atlantic 10 Tournament Championship in 2015. In addition to that, he also assisted with institutional drug testing.

Tisdale is originally from Northfield, VT. He earned his B.S. in Athletic Training from High Point University and his M.S. in Kinesiology from Stephen F. Austin State University.

While at High Point he worked with the Men's Basketball, Women's Lacrosse, and the Elon Football programs. While at SFA he worked with the Lumberjack Football, Softball, Volleyball and Women's Tennis programs. He also was a clinical preceptor for the graduate athletic training program and assisted with institutional drug testing.

In addition to being a Certified Athletic Trainer, Tisdale is also an instructor in First Aid/CPR/AED and Professional Rescuer courses with the American Red Cross, a NASM Corrective Exercise Specialist, certified in FMS Level 1 screen, is an authorized provider of the Graston Technique and an active member of both the NATA and CATS.



**Tevin Baskin**  
GRADUATE ASSISTANT

Tevin Baskin begins his first season at Mississippi State, joining Ben Howland's staff as a graduate assistant after a year at Bridgewater College in Virginia.

Baskin started his collegiate coaching career in 2016 at Northwest Florida State College, where he worked with the wings and post players. The 2016-17 Raiders' squad was ranked No. 1 in the Sporting News Junior College preseason poll and won the Panhandle Conference championship while putting together the first undefeated conference season in school history. The Raiders' season ended with a loss in the junior college national championship Final Four.

A standout high school small forward at Trinity Catholic in Connecticut, Baskin led his team to a combined 102-12 record in his four years while ranking third on his school's all-time scoring list with 1,869 points. Baskin was rated as a top 50 small forward by ESPN.com and was selected to play in the Jordan Brand Classic Regional Game.

Baskin started his college playing career at Quinnipiac and, after one season, transferred to Chipola College where he helped the squad post a 26-3 record. Chipola was ousted in the first round of the national junior college tournament.

After junior college, Baskin completed his collegiate career at Appalachian State University. He played in all 31 games as a junior and scored in double figures 18 times. During his senior season, he scored a season-high 24 points against ACC foe N.C. State.

Following his final season of college basketball, Baskin played two years of professional basketball in Mexico.

Baskin was born Jan. 9, 1991 and is the son of Yolanda Baskin and Donald Alexander. He earned a Bachelor of Science degree in communication studies with a minor in sociology from Appalachian State.



**Baxter Price**  
GRADUATE ASSISTANT

A four-year letter-winner for Mississippi State from 2009-10 to 2013, Baxter Price enters his first season as a graduate assistant on Ben Howland's staff ahead of the 2018-19 season.

Price first came to MSU as a walk-on in 2009 and played in 48 games over his career with the Bulldogs. He was an all-Southeastern Conference Academic honor roll selection in 2012 and served as the Student Athlete Advisory Committee Leader for the men's basketball team during his senior season.

Most recently, Price worked for the Mississippi based furniture manufacturer Franklin Corporation for three years where he served as a sales representative in Houston, Texas, and more recently Raleigh, N.C.

Price, a Starkville native earned his bachelor's in business administration and is currently pursuing his Master of Business Administration (MBA). He is set to graduate in May of 2019.

Price was born Nov. 4, 1990, and is the son of Mark and Laurie Price.



**Derrick Zimmerman**  
GRADUATE ASSISTANT

Former Mississippi State standout and professional basketball player Derrick Zimmerman returns to Starkville for his first season as a graduate assistant on Ben Howland's staff in the 2018-19 season.

Zimmerman rejoins the Bulldogs after a 10-year professional career that spanned six countries after a successful four-year stint in Starkville with the Maroon and White that included a pair of All-SEC selections.

The Monroe, La., native helped the Bulldogs to three straight postseason trips, including the 2002 SEC Tournament crown and the 2003 SEC Western Division title. MSU also reached the quarterfinals of the National Invitation Tournament at the end of the 2000-2001 campaign. His efforts also helped State to its highest win total in program history in 2001-02 with a 27-8 mark.

In his four seasons with the Bulldogs from 2000-2003, Zimmerman left his mark on the MSU record books, currently ranking second all-time in career steals (205) behind State legend Ray White. He also sits second in career assists (514) after leading the Bulldogs in that category in both 2002 and 2003. The 6-foot-3 Zimmerman also cracked the top-10 in career blocked shots (89) in the MSU record books before his time ended with the Bulldogs, ranking ninth all-time.

After finishing up his eligibility at MSU, Zimmerman was selected in the second round (40th overall) by the Golden State Warriors in the 2003 NBA Draft. He played in the NBA D-League for the Columbus Riverdragons (2004-05) and Austin Toros (2005-06). In both seasons, Zimmerman was named the NBDL's Defensive Player of the Year. Zimmerman saw time in two games with the New Jersey Nets during the 2005-06 season before taking his talents overseas.

In December 2006, he signed with the Brose Baskets of the Basketball Bundesliga in Germany. He finished out the season with Italy's Air Avellino. In summer 2008, he signed with Budivelnyk Kyiv in Ukraine. He remained in Ukraine until 2013, playing with BC Gverla, BC Kyiv and SK Dnipro-Azot Dniprodzerzhynsk.

Between time in Italy and Ukraine, Zimmerman played a brief stint with HKK Siroki in Bosnia and Herzegovina.

In Feb. 2013, Zimmerman returned to Germany when he signed with Giants Ludwigsburg and played with the club for the rest of the season. He then moved to Poland in Jan. 2014 to play with Czarni Slupsk for the rest of that season.

Derrick was born Dec. 2, 1981 to Dale and Addie Zimmerman. He has a brother, Dale, Jr. (39).



Dr. Mark Everrett Keenum became Mississippi State's 19th president Jan. 5, 2009, following a distinguished public service career.

Now in his 10th year of tenure, Dr. Keenum has guided Mississippi State to unprecedented heights. The university has experienced record enrollment growth to nearly 22,000 students, and a new all-time record is expected this fall when final enrollment numbers are announced. Mississippi State has awarded more than 4,000 degrees at all levels for seven straight years, and the university is ranked by SmartAsset as the state's Best Value College with graduates earning an impressive average starting salary of \$47,900 – the highest in the state. The Chronicle of Higher Education recently designated Mississippi State as a "Great College To Work For" after receiving top ratings from employees on workforce practices and policies.

The campus has expanded and improved on Dr. Keenum's watch. Mississippi State has completed or initiated capital improvements totaling more than \$1 billion since 2009. Chief among those projects has been The Mill at MSU – a \$40-million, state-of-the-art conference and meeting complex. The Old Main Academic Center, a new \$41-million classroom building and multi-level parking garage, opened in August 2017. A \$60-million project featuring two new residence halls and Nusz Hall, which houses the G.V. "Sonny" Montgomery Center for America's Veterans, opened the previous fall. A \$10-million, fourth-floor expansion of Mitchell Memorial Library to house the Ulysses S. Grant Presidential Library and the Frank and Virginia Williams Collection of Lincolniana celebrated its official opening in November 2017. In March 2018, the university and its partner, Memphis-based EdR Collegiate Housing, broke ground on the innovative \$67-million College View development. The first-of-its-kind project for any Mississippi university combines student housing with a mix of retail, commercial, and restaurant space.

A \$55-million expansion and renovation of Dudy Noble Field/Polk-Dement Stadium – home to one of the most storied college baseball programs in America – is also nearing completion for the 2019 season. The first phase of the project added the largest video board in the nation to the "Carnegie Hall of College Baseball." The second phase includes the Left Field Lofts and Rooftop Club that will provide fans with unforgettable game day memories. This major investment will significantly enhance the Dudy Noble fan experience – already described by many as one of the most unique in college sports today.

New construction projects launching over the next two years include a new Science and Engineering Complex, Music Building, and the completion of an Animal and Dairy Science/Poultry Science Complex for the Division of Agriculture, Forestry and Veterinary Medicine. Additionally, the university is developing a comprehensive plan to build additional teaching and research lab space to meet growing demand, and investing in campus infrastructure, including new parking facilities, roadways, and technology.

Fundraising has reached all-time record levels in recent years. MSU's current Infinite Impact capital campaign reached its initial goal three years ahead of schedule. Due to that unprecedented success, the university announced a new goal – \$1 billion by 2020 – the largest campaign goal ever for an educational institution in Mississippi. During his tenure, Dr. Keenum has been instrumental in expanding the MSU Promise Program, which provides need-based scholarship assistance to Mississippi students whose families have limited financial means.

Dr. Keenum is immediate past president of the Southeastern Conference. During his two-year term, he led the SEC Executive Committee, and he continues to serve on the SEC's Content Committee Board of Directors that oversees the highly successful ESPN-SEC Network. He also represents the SEC as a member of the College Football Playoff's (CFP) Board of Managers.

In 2018, he was elected to serve a six-year term on the Board of Trustees of the Mississippi Department of Archives and History, which is the second-oldest state department of archives and history in the country. A comprehensive historical agency founded in 1902, MDAH collects, preserves, and provides access to the archival resources of the state; administers museums and historic sites, including the new

Museum of Mississippi History and the Mississippi Civil Rights Museum; and oversees statewide programs for historic preservation, government records management, and publications.

Dr. Keenum travels frequently to Washington, D.C., meeting with Congressional leaders and federal agency heads to pursue research opportunities and broaden the university's influence on the national level. He has also worked closely with state leaders in Jackson in support of higher education in Mississippi.

Mississippi State plays an integral role in economic development locally, statewide, and across the region. Its impact is further felt nationally and internationally through unique collaborative partnerships with peer institutions, business and industry, government agencies, and leading non-governmental organizations. Dr. Keenum leads these efforts because he understands the positive impact the nation's major research universities can have in the diverse communities they serve. Mississippi State is ranked by the National Science Foundation as a "Top 100" research institution, and its annual research and development expenditures have exceeded \$239 million. Most recently, MSU R&D expenditures accounted for more than half of all expenditures in the state. This research activity is playing an ever-increasing role in the state's overall economic development efforts.

A graduate of Mississippi State with degrees in agricultural economics, Dr. Keenum's interest in international food security has strengthened the university's contributions to global economic sustainability. In 2014, he was appointed to the Board of Directors of the Foundation for Food and Agricultural Research by U.S. Secretary of Agriculture Thomas J. Vilsack and now serves as chairman. That same year along with other university presidents, he signed the Presidents' Commitment to Food and Nutrition Security at the United Nations in New York City. This marks the first time universities around the world began to share a collective focus on ending food insecurity.

Dr. Keenum's passion for international engagement and transformative research and service has positioned Mississippi State as a leader in addressing global food security and poverty, among other critical issues. In 2014 and again in 2016, he was invited to address the United Nations in New York about the crucial roles public research universities play as the global community works to address critical challenges for a growing population.

In 2018, President Donald J. Trump appointed Dr. Keenum chairman of the Board for International Food and Agricultural Development (BIFAD). BIFAD was created in 1975 under Title XII (Famine Prevention and Freedom from Hunger) of the Foreign Assistance Act. Its mission is to draw on higher education's scientific knowledge and expertise in global food security and world hunger to advise U.S. international assistance efforts.

Dr. Keenum began his career at MSU as a faculty member with the Extension Service and the Department of Agricultural Economics. He went on to serve as chief of staff to U.S. Senator Thad Cochran in Washington, D.C. and was Under Secretary of the U.S. Department of Agriculture prior to returning home to Mississippi State.

A graduate of Corinth High School, Dr. Keenum earned an Associate in Arts degree from Northeast Mississippi Community College in Booneville and was a member of the Northeast Tigers football team. He is married to the former Rhonda Newman of Booneville, also an MSU graduate. They have four children: Rett, Mary Phillips, Katie and Torie.

#### PROFESSIONAL EXPERIENCE

2009-p	University President - Mississippi State University
2006-08	U.S. Under Secretary Farm and Foreign Agricultural Services - Washington, D.C. Adjunct Professor Department of Agricultural Economics - Mississippi State Chief of Staff
1997-2006	Senator Thad Cochran - Washington, D.C.
1996-2006	Legislative Assistant - Agricultural & Natural Resources Senator Thad Cochran - Washington, D.C.
1989-96	Assistant Professor/Economist Department of Agricultural Economics - Mississippi State
1987-88	Ph.D. in Agricultural Economics - Mississippi State Research Associate Mississippi Agricultural & Forestry Experiment Station - MSU Marketing Specialist Mississippi Cooperative Extension Service - MSU
1988	M.A. Degree in Agricultural Economics Mississippi State
1986	Teaching/Research Assistant Department of Agricultural Economics - Mississippi State
1984	
1983-84	
1983-84	

#### PERSONAL INFORMATION

Birthplace - Starkville, Mississippi  
Hometown - Corinth, Mississippi  
Family - Wife: Rhonda • Son: Rett • Daughters: Torie, Katie and Mary Phillips





When John Cohen was named Mississippi State University's 17th director of athletics on November 4, 2016, he wasted little time putting his stamp on the department. Since that time, the former MSU head baseball coach and two-time Southeastern Conference Coach of the Year has overseen the hiring of seven coaches, while 21 teams have advanced to postseason.

During Cohen's short tenure as director of athletics, the athletic department has enjoyed historic success. A record 12 MSU teams advanced to the postseason during the 2017-18 campaign, with seven sports concluding play in the Top 25 and four reaching the Top 10. Under Cohen's watch, State was the only school in the nation who won a bowl game and reached an NCAA Final Four – men's or women's – and the College World Series.

MSU claimed multiple SEC championships in a single athletic year for the first time since 1996. Matt Roberts, the SEC Coach of the Year, guided the men's tennis team to its first SEC Tournament championship since 1996. Vic Schaefer, the 2018 National Coach of the Year, led the women's basketball program to its first SEC regular season title with a perfect 30-0 regular season and a second-straight NCAA national championship game appearance.

Baseball completed one of the most remarkable turnarounds in SEC history, reaching its 10th College World Series and finishing third nationally. The Diamond Dawgs were ranked as high as No. 4 nationally in the final polls, representing the third-highest finish in program history. Meanwhile, the men's track and field program tallied its highest NCAA Outdoor Championships point total since 1982 to claim 10th.

As a result of the Bulldogs' unprecedented athletic success, CBS Sports named MSU the 14th-best athletics program in the country and fourth overall in the SEC for 2017-18. MSU also placed 42nd among the nation's Division I schools in the final Learfield Director's Cup standings, eclipsing the department's previous best of 44th in 2015-16. The top three Director's Cup finishes in school history have occurred in the last three years.

Success carried into the classroom as Bulldog student-athletes generated a school-record 3.08 cumulative GPA for the combined 2017-18 fall and spring semesters. After already producing a school-record fall GPA of 3.15, MSU student-athletes followed that up with a spring GPA of 3.01, the highest spring GPA on record.

"It was a memorable year to be a Bulldog," Cohen said. "I am very proud of our teams, coaches and student-athletes for their collective efforts in setting the highest of standards not only in their sports but also in the classroom and community."

Since becoming Athletic Director, Cohen has been the driving force for numerous state-of-the-art facility projects on campus, including the new \$55 million Dudy Noble Field, which opens in full capacity in the spring of 2019. The project has drawn rave reviews and will feature the Left Field Lofts, a revolutionary college baseball experience with luxury two-bedroom suites offering exquisite views of the new ballpark.

Cohen approved construction of a new \$3.6 million football gameday home locker room and recruiting center inside the north end of Davis Wade Stadium. The 11,100 square-foot locker room, which opens in September 2018, includes custom-built player lockers, separate coaches and staff locker rooms, an expansive athletic training room as well as an equipment room.

In addition, the Templeton Athletic Academic Center underwent a renovation in the summer of 2018 with modern wall graphics and displays.

Cohen has been instrumental in enhancing the gameday experience for Bulldog fans. In the summer of 2018, MSU announced significant price decreases on all food and beverage at concessions for all home venues beginning with the 2018-19 athletic year. State also unveiled a football season ticket price reduction in several sections of Davis Wade Stadium. New LED videoboard displays were installed at the MSU Soccer Field and Newell-Grissom Building in the spring of 2018.

Cohen, who spent more than two decades coaching college baseball, was named

MSU's head baseball coach in July of 2008. Nine years later, Cohen's official role in administration began when he assumed the role of associate athletic director in addition to head baseball coach. The following November, he took charge of an athletic department that has since achieved new heights in athletic, academic, facility, and fundraising achievement.

Success shouldn't come as a surprise as it was never far removed from him during his 12-year run as a head coach in the SEC. His teams have been successful both on the field and in the classroom.

At MSU, he led the Bulldogs to a College World Series finals appearance, an SEC regular season championship and an SEC Tournament championship. In the classroom upon his arrival in 2009, 133 players were selected to the SEC Academic Honor Roll, including three straight SEC Scholar Athlete of the Year winners from 2013-15.

"I'm fortunate to know our MSU coaches as friends and colleagues, and to know many of our athletes in all sports," Cohen said. "While baseball has been a huge part of my life, my passion for seeing MSU athletics thrive extends to all sports. I'm grateful to Dr. Keenum and the MSU Family for allowing me to embrace these new opportunities and responsibilities."

As a baseball player at MSU, Cohen was a key player on the Bulldogs' 1989 SEC championship team and 1990 College World Series team. He graduated from MSU with a degree in English in 1990 and received a master's degree in sports management from the University of Missouri in 1994.

Following a six-year stint with Missouri as a graduate assistant and assistant coach, Cohen was the head coach at Northwestern State University from 1998-2001. Cohen spent two seasons as an assistant baseball coach at the University of Florida before becoming the head coach at the University of Kentucky in 2004, a position he held for five seasons before returning to his alma mater.

While winning 284 games as a head coach at MSU, Cohen demonstrated a keen ability to develop players and coaches. During his tenure, 138 MSU baseball players were selected in the Major League Baseball Draft. Nine of his former Bulldogs have reached the Major Leagues, including Dakota Hudson (Cardinals) in July 2018. His influence can be seen throughout the SEC as four of his former assistants are now or have been head coaches — Brad Bohannon (Alabama), Gary Henderson (Kentucky/Mississippi State), Nick Mingione (Kentucky) and Butch Thompson (Auburn).

Cohen is the only coach in SEC history to win an SEC championship, SEC tournament championship, and advance to the College World Series both as a player and head coach. His 2013 Bulldog club advanced to the CWS championship series for the first time in MSU history. Cohen also had the privilege of being a part of a College World Series as a player, head coach and now athletic director when the Diamond Dawgs reached Omaha in June 2018. His 2012 club produced an SEC record-tying eight Major Leaguers.

Cohen and his wife, Nelle, are active members of the Starkville community. The couple has two children, Jordan and Avery.

**PROFESSIONAL EXPERIENCE**

Nov. 2016-p	Director of Athletics - Mississippi State
July 2016-Nov. 2016	Associate Athletic Director - Mississippi State
2009-16	Head Baseball Coach - Mississippi State
2004-08	Head Baseball Coach - Kentucky
2002-03	Assistant Baseball Coach - Florida
1998-2001	Head Baseball Coach - Northwestern [La.] State
1995-97	Assistant Baseball Coach - Missouri
1992-94	Graduate Assistant Baseball Coach - Missouri







REVIEW • 2017-18 GAME-BY-GAME STATS • TEAM

OPPONENT	1	2 • OT	TP	FG	PCT	3-FG	PCT	FT	PCT	REB	ASST	TO	BLK	STL	PF
Alabama State	31	37	68	25-67	.373	7-26	.269	11-22	.500	41	8	17	1	6	26
<b>at Mississippi State</b>	<b>58</b>	<b>38</b>	<b>96</b>	<b>31-64</b>	<b>.484</b>	<b>7-20</b>	<b>.350</b>	<b>27-35</b>	<b>.771</b>	<b>47</b>	<b>16</b>	<b>14</b>	<b>4</b>	<b>7</b>	<b>19</b>
Florida A&M	17	31	48	18-64	.281	5-19	.263	7-12	.583	42	6	24	2	4	11
<b>at Mississippi State</b>	<b>28</b>	<b>51</b>	<b>79</b>	<b>33-62</b>	<b>.532</b>	<b>7-24</b>	<b>.292</b>	<b>6-9</b>	<b>.667</b>	<b>37</b>	<b>19</b>	<b>17</b>	<b>13</b>	<b>9</b>	<b>11</b>
Green Bay	32	36	68	21-54	.389	9-24	.375	17-24	.708	36	12	19	0	5	19
<b>at Mississippi State</b>	<b>40</b>	<b>37</b>	<b>77</b>	<b>29-63</b>	<b>.460</b>	<b>3-23</b>	<b>.130</b>	<b>16-21</b>	<b>.762</b>	<b>39</b>	<b>13</b>	<b>14</b>	<b>6</b>	<b>6</b>	<b>19</b>
Stephen F. Austin	40	35	75	25-67	.373	9-27	.333	16-18	.889	31	7	12	2	8	27
<b>at Mississippi State</b>	<b>32</b>	<b>48</b>	<b>80</b>	<b>24-43</b>	<b>.558</b>	<b>6-18</b>	<b>.333</b>	<b>26-35</b>	<b>.743</b>	<b>35</b>	<b>14</b>	<b>19</b>	<b>10</b>	<b>4</b>	<b>15</b>
Jacksonville State	29	27	56	22-57	.386	6-19	.316	6-6	1.000	36	10	10	2	3	13
<b>at Mississippi State</b>	<b>25</b>	<b>34</b>	<b>59</b>	<b>25-56</b>	<b>.446</b>	<b>4-18</b>	<b>.222</b>	<b>5-13</b>	<b>.385</b>	<b>37</b>	<b>9</b>	<b>12</b>	<b>5</b>	<b>2</b>	<b>14</b>
North Dakota State	24	35	59	22-57	.386	10-35	.286	5-8	.625	28	13	14	0	3	11
<b>at Mississippi State</b>	<b>29</b>	<b>54</b>	<b>83</b>	<b>31-60</b>	<b>.517</b>	<b>10-23</b>	<b>.435</b>	<b>11-17</b>	<b>.647</b>	<b>41</b>	<b>15</b>	<b>12</b>	<b>1</b>	<b>8</b>	<b>13</b>
Dayton	20	39	59	21-46	.457	8-25	.320	9-16	.563	30	8	26	2	14	13
<b>at Mississippi State</b>	<b>35</b>	<b>26</b>	<b>61</b>	<b>24-50</b>	<b>.480</b>	<b>9-28</b>	<b>.321</b>	<b>4-7</b>	<b>.571</b>	<b>27</b>	<b>12</b>	<b>12</b>	<b>4</b>	<b>5</b>	<b>13</b>
North Georgia	26	36	62	27-71	.380	8-27	.296	0-5	.000	39	11	16	3	5	8
<b>at Mississippi State</b>	<b>53</b>	<b>42</b>	<b>95</b>	<b>37-74</b>	<b>.500</b>	<b>13-30</b>	<b>.433</b>	<b>8-8</b>	<b>1.000</b>	<b>44</b>	<b>14</b>	<b>10</b>	<b>9</b>	<b>8</b>	<b>10</b>
Mississippi State	25	25	50	19-63	.302	6-21	.286	6-8	.750	38	9	16	4	9	16
at [25] Cincinnati	35	30	65	22-54	.407	7-20	.350	14-16	.875	37	18	14	11	5	11
UT Martin	33	28	61	24-65	.369	9-28	.321	4-6	.667	29	13	14	0	4	21
<b>at Mississippi State</b>	<b>39</b>	<b>53</b>	<b>92</b>	<b>34-67</b>	<b>.507</b>	<b>11-33</b>	<b>.333</b>	<b>13-21</b>	<b>.619</b>	<b>53</b>	<b>21</b>	<b>12</b>	<b>5</b>	<b>8</b>	<b>10</b>
Little Rock	23	25	48	20-54	.370	4-20	.200	4-10	.400	35	7	21	0	5	21
<b>at Mississippi State</b>	<b>26</b>	<b>38</b>	<b>64</b>	<b>22-56</b>	<b>.393</b>	<b>5-25</b>	<b>.200</b>	<b>15-27</b>	<b>.556</b>	<b>40</b>	<b>11</b>	<b>12</b>	<b>7</b>	<b>11</b>	<b>15</b>
Southern Miss	27	37	64	23-57	.404	9-26	.346	9-14	.643	30	15	9	1	6	21
<b>vs. Mississippi State</b>	<b>36</b>	<b>34</b>	<b>70</b>	<b>23-44</b>	<b>.532</b>	<b>7-20</b>	<b>.350</b>	<b>17-29</b>	<b>.586</b>	<b>35</b>	<b>15</b>	<b>16</b>	<b>4</b>	<b>3</b>	<b>14</b>
North Florida	43	38	81	27-63	.429	12-29	.414	15-19	.789	21	12	14	3	4	13
<b>at Mississippi State</b>	<b>47</b>	<b>62</b>	<b>109</b>	<b>44-71</b>	<b>.620</b>	<b>7-18</b>	<b>.389</b>	<b>14-20</b>	<b>.700</b>	<b>46</b>	<b>24</b>	<b>14</b>	<b>5</b>	<b>7</b>	<b>21</b>
[22] Arkansas	28	47	75	32-62	.516	6-15	.400	5-12	.417	39	17	13	3	3	26
<b>at Mississippi State</b>	<b>32</b>	<b>46</b>	<b>78</b>	<b>25-59</b>	<b>.424</b>	<b>4-21</b>	<b>.190</b>	<b>24-40</b>	<b>.600</b>	<b>39</b>	<b>9</b>	<b>7</b>	<b>8</b>	<b>8</b>	<b>11</b>
Mississippi State	34	24	58	22-63	.349	5-23	.217	9-17	.529	45	13	14	4	4	21
at Ole Miss	28	36	64	21-62	.339	7-28	.250	15-22	.682	41	10	7	5	6	14
<b>at Mississippi State</b>	<b>28</b>	<b>26</b>	<b>54</b>	<b>22-55</b>	<b>.400</b>	<b>5-16</b>	<b>.313</b>	<b>5-7</b>	<b>.714</b>	<b>31</b>	<b>9</b>	<b>16</b>	<b>2</b>	<b>5</b>	<b>17</b>
at Florida	33	38	71	25-58	.431	9-23	.391	12-16	.750	38	13	15	4	7	11
[22] Auburn	24	52	76	21-60	.350	9-21	.429	25-32	.781	39	8	7	3	7	19
<b>at Mississippi State</b>	<b>35</b>	<b>33</b>	<b>68</b>	<b>24-59</b>	<b>.407</b>	<b>5-23</b>	<b>.217</b>	<b>15-22</b>	<b>.682</b>	<b>42</b>	<b>10</b>	<b>12</b>	<b>8</b>	<b>3</b>	<b>14</b>
Vanderbilt	25	37	62	26-53	.491	4-20	.200	6-9	.667	29	14	10	3	2	15
<b>at Mississippi State</b>	<b>37</b>	<b>43</b>	<b>80</b>	<b>31-64</b>	<b>.485</b>	<b>8-20</b>	<b>.400</b>	<b>10-15</b>	<b>.667</b>	<b>37</b>	<b>20</b>	<b>4</b>	<b>5</b>	<b>8</b>	<b>11</b>
Mississippi State	22	40	62	21-56	.375	7-23	.304	13-16	.813	38	5	16	1	7	20
at Alabama	41	27	68	25-60	.417	5-16	.313	13-23	.565	40	16	11	6	7	17
<b>Mississippi State</b>	<b>36</b>	<b>29</b>	<b>65</b>	<b>26-67</b>	<b>.388</b>	<b>5-29</b>	<b>.172</b>	<b>8-10</b>	<b>.800</b>	<b>31</b>	<b>16</b>	<b>11</b>	<b>4</b>	<b>5</b>	<b>23</b>
at Kentucky	38	40	78	25-58	.431	5-14	.357	23-30	.767	41	11	11	5	7	13
Missouri	31	31	62	26-57	.456	6-22	.273	4-8	.500	34	11	19	3	4	20
<b>at Mississippi State</b>	<b>31</b>	<b>43</b>	<b>74</b>	<b>29-53</b>	<b>.547</b>	<b>6-16</b>	<b>.375</b>	<b>10-14</b>	<b>.714</b>	<b>27</b>	<b>17</b>	<b>15</b>	<b>7</b>	<b>10</b>	<b>11</b>
Mississippi State	37	44	81	30-58	.517	7-19	.368	14-15	.933	32	12	14	6	7	24
at South Carolina	36	40	76	24-60	.400	7-24	.292	21-27	.778	33	13	13	2	5	14
Georgia	21	36	57	20-49	.408	9-21	.429	8-14	.571	20	12	12	4	1	16
<b>at Mississippi State</b>	<b>37</b>	<b>35</b>	<b>72</b>	<b>27-53</b>	<b>.509</b>	<b>5-22</b>	<b>.227</b>	<b>13-16</b>	<b>.813</b>	<b>37</b>	<b>7</b>	<b>12</b>	<b>2</b>	<b>8</b>	<b>17</b>
Alabama	28	35	63	18-49	.367	3-22	.136	24-30	.800	29	4	13	5	4	23
<b>at Mississippi State</b>	<b>30</b>	<b>37</b>	<b>67</b>	<b>24-52</b>	<b>.462</b>	<b>2-19</b>	<b>.105</b>	<b>17-28</b>	<b>.607</b>	<b>36</b>	<b>10</b>	<b>10</b>	<b>7</b>	<b>4</b>	<b>22</b>
Mississippi State	33	46	85	31-69	.449	11-31	.355	12-18	.667	35	12	11	3	8	26
at Missouri	42	37	89	27-56	.482	12-26	.462	23-28	.821	33	15	12	3	6	18
<b>Mississippi State</b>	<b>31</b>	<b>49</b>	<b>80</b>	<b>31-53</b>	<b>.585</b>	<b>10-17</b>	<b>.588</b>	<b>8-11</b>	<b>.727</b>	<b>23</b>	<b>18</b>	<b>10</b>	<b>5</b>	<b>4</b>	<b>14</b>
at Vanderbilt	40	41	81	28-56	.500	14-27	.519	11-17	.647	31	16	10	5	5	13
Ole Miss	23	39	62	23-56	.411	7-23	.304	9-11	.818	31	9	14	2	4	14
<b>at Mississippi State</b>	<b>44</b>	<b>35</b>	<b>79</b>	<b>31-55</b>	<b>.564</b>	<b>12-23</b>	<b>.522</b>	<b>5-11</b>	<b>.455</b>	<b>30</b>	<b>17</b>	<b>11</b>	<b>4</b>	<b>6</b>	<b>16</b>
Mississippi State	41	52	93	31-68	.456	4-22	.364	23-29	.793	44	19	9	4	4	19
at Texas A&M	39	42	81	30-59	.508	5-17	.294	16-28	.571	31	13	9	8	1	18
South Carolina	32	30	68	26-59	.441	5-18	.278	11-16	.688	40	8	21	5	6	21
<b>at Mississippi State</b>	<b>25</b>	<b>37</b>	<b>72</b>	<b>24-56</b>	<b>.429</b>	<b>6-20</b>	<b>.300</b>	<b>18-23</b>	<b>.783</b>	<b>30</b>	<b>14</b>	<b>14</b>	<b>7</b>	<b>13</b>	<b>12</b>
[16] Tennessee	40	36	76	27-48	.563	4-11	.364	18-23	.783	34	14	11	2	4	16
<b>at Mississippi State</b>	<b>34</b>	<b>20</b>	<b>54</b>	<b>20-51</b>	<b>.392</b>	<b>4-20</b>	<b>.200</b>	<b>10-16</b>	<b>.625</b>	<b>24</b>	<b>6</b>	<b>13</b>	<b>3</b>	<b>6</b>	<b>19</b>
Mississippi State	32	25	57	23-56	.411	6-23	.261	5-7	.714	28	6	13	4	4	20
at LSU	37	41	78	28-54	.519	11-23	.478	11-16	.688	33	17	11	1	19	11
LSU	29	48	77	29-63	.460	11-31	.355	8-14	.571	31	14	11	1	11	15
<b>vs. Mississippi State</b>	<b>45</b>	<b>35</b>	<b>80</b>	<b>28-48</b>	<b>.583</b>	<b>10-17</b>	<b>.588</b>	<b>14-23</b>	<b>.609</b>	<b>28</b>	<b>17</b>	<b>16</b>	<b>8</b>	<b>5</b>	<b>18</b>
[13] Tennessee	31	31	62	20-60	.333	5-20	.250	17-28	.607	50	11	17	3	8	14
<b>vs. Mississippi State</b>	<b>24</b>	<b>35</b>	<b>59</b>	<b>20-56</b>	<b>.357</b>	<b>5-21</b>	<b>.238</b>	<b>14-16</b>	<b>.875</b>	<b>33</b>	<b>1</b>	<b>16</b>	<b>8</b>	<b>8</b>	<b>20</b>
Nebraska	28	31	59	23-65	.354	6-22	.273	7-9	.778	30	10	5	4	6	18
<b>at Mississippi State</b>	<b>33</b>	<b>33</b>	<b>66</b>	<b>24-57</b>	<b>.421</b>	<b>6-18</b>	<b>.333</b>	<b>12-18</b>	<b>.667</b>	<b>47</b>	<b>16</b>	<b>13</b>	<b>7</b>	<b>2</b>	<b>11</b>
Mississippi State	47	31	78	28-52	.538	13-22	.591	9-11	.818	21	24	12	3	7	20
at Baylor	33	44	77	31-61	.508	3-12	.250	12-17	.706	34	20	12	5	2	15
Mississippi State	39	40	79	31-65	.477	8-21	.381	9-12	.750	42	14	11	7	10	12
at Louisville	28	28	56	21-60	.350	7-24	.292	7-10	.700	32	12	16	4	5	12



OPPONENT	DATE	SCORE	W/L	HIGH POINTS	HIGH REBOUNDS	ATTENDANCE
ALABAMA STATE	11-10-17	96-68	W	18-Aric Holman	11-Aric Holman	6811
FLORIDA A&M	11-18-17	79-48	W	12-Abdul Ado Nick Weatherspoon Lamar Peters Q Weatherspoon	7-Abdul Ado	6132
GREEN BAY	11-20-17	77-68	W	18-Lamar Peters	11-Abdul Ado	6359
STEPHEN F. AUSTIN	11-22-17	80-75	W	25-Tyson Carter Q Weatherspoon	7-Aric Holman	7687
JACKSONVILLE STATE	11-26-17	59-56	W	13-Q Weatherspoon	8-Abdul Ado	6034
NORTH DAKOTA STATE	11-30-17	83-59	W	35-Tyson Carter	9-Aric Holman	5831
DAYTON	12-03-17	61-59	W	20-Tyson Carter	10-Q Weatherspoon	7539
NORTH GEORGIA	12-09-17	95-62	W	22-Q Weatherspoon	7-Lamar Peters	6613
at Cincinnati	12-12-17	50-65	L	18-Aric Holman	10-Aric Holman	8128
UT MARTIN	12-16-17	92-61	W	21-Aric Holman Q Weatherspoon	12-Aric Holman Abdul Ado	6709
LITTLE ROCK	12-20-17	64-48	W	21-Q Weatherspoon	13-Abdul Ado	7156
vs Southern Miss	12-23-17	70-64	W	12-Xavian Stapleton	6-Aric Holman	4028
NORTH FLORIDA	12-30-17	109-81	W	23-Aric Holman	9-Abdul Ado	7764
ARKANSAS	01-02-18	78-75	W	22-Q Weatherspoon Nick Weatherspoon	9-Abdul Ado	6324
at Ole Miss	01-06-18	58-64	L	9-Aric Holman	9-Xavian Stapleton Nick Weatherspoon	8664
at Florida	01-10-18	54-71	L	16-Q Weatherspoon	10-Abdul Ado	9917
AUBURN	01-13-18	68-76	L	14-Q Weatherspoon	11-Abdul Ado	8443
VANDERBILT	01-16-18	80-62	W	19-Q Weatherspoon	14-Aric Holman	6633
at Alabama	01-20-18	62-68	L	17-Lamar Peters	10-Aric Holman	15383
at Kentucky	01-23-18	65-78	L	19-Q Weatherspoon	9-Q Weatherspoon	20609
MISSOURI	01-27-18	74-62	W	20-Q Weatherspoon	7-Abdul Ado	7169
at South Carolina	01-31-18	81-76	W	18-Q Weatherspoon	9-Abdul Ado	11042
GEORGIA	02-03-18	72-57	W	20-Lamar Peters	8-Q Weatherspoon Aric Holman	7775
ALABAMA	02-06-18	67-63	W	18-Nick Weatherspoon	7-Aric Holman	7095
at Mizzou	02-10-18	85-89	LOT	22-Lamar Peters	8-Aric Holman	15061
at Vanderbilt	02-14-18	80-81	L	18-Xavian Stapleton	7-Abdul Ado	8592
OLE MISS	02-17-18	79-62	W	16-Q Weatherspoon	10-Q Weatherspoon	9002
at Texas A&M	02-20-18	93-81	W	19-Abdul Ado	9-Abdul Ado	8614
SOUTH CAROLINA	02-24-18	72-68	WOT	19-Lamar Peters	7-Aric Holman Q Weatherspoon	8162
TENNESSEE	02-27-18	54-76	L	17-Q Weatherspoon	6-Q Weatherspoon	7548
at LSU	03-03-18	57-78	L	15-Lamar Peters	7-Aric Holman	9067
<b>SEC TOURNAMENT</b>						
vs LSU	03-08-18	80-77	W	24-Lamar Peters	12-Aric Holman	11752
vs Tennessee	03-09-18	59-62	L	22-Lamar Peters	8-Abdul Ado	14596
<b>NIT</b>						
NEBRASKA	03-14-18	66-59	W	16-Aric Holman	10-Aric Holman	3485
at Baylor	03-18-18	78-77	W	19-Tyson Carter	8-Aric Holman	2246
at LOUISVILLE	3-20-18	79-56	W	19-Q Weatherspoon	14-Q Weatherspoon	10718
vs PENN STATE	03-27-18	60-75	L	19-Tyson Carter	8-Abdul Ado	7865



**2017-18 Mississippi State Stats**  
**Mississippi State Combined Team Statistics (as of Mar 27, 2018)**  
**All games**

Overall record: 25-12 Conf: 9-9 Home: 19-2 Away: 4-8 Neutral: 2-2

#	Player	Total					3-Point			F-Throw			Rebounds					pts	avg								
		gp	gs	min	avg	fg	fga	fg%	3fg	3fga	3fg%	ft	fta	ft%	off	def	tot			avg	pf	dq	a	to	blk	stl	
11	Q Weatherspoon	37	37	1162	31.4	187	386	.484	42	134	.313	118	153	.771	56	166	222	6.0	86	0	123	99	12	52	534	14.4	
35	Aric Holman	37	30	852	23.0	146	255	.573	37	84	.440	74	101	.733	79	170	249	6.7	71	2	28	48	66	17	403	10.9	
00	Nick Weatherspoon	36	36	1021	28.4	149	311	.479	26	89	.292	65	90	.722	10	95	105	2.9	63	1	75	38	5	33	389	10.8	
01	Lamar Peters	34	21	942	27.7	118	320	.369	49	177	.277	41	63	.651	11	65	76	2.2	66	2	152	88	9	50	326	9.6	
23	Tyson Carter	37	17	845	22.8	113	273	.414	58	170	.341	46	55	.836	6	62	68	1.8	32	0	46	36	1	28	330	8.9	
24	Abdul Ado	36	36	953	26.5	112	182	.615	0	0	.000	58	113	.513	103	128	231	6.4	93	2	13	71	67	28	282	7.8	
03	Xavian Stapleton	32	7	630	19.7	76	196	.388	32	95	.337	22	29	.759	20	62	82	2.6	80	2	16	29	12	21	206	6.4	
02	Eli Wright	34	0	469	13.8	41	102	.402	6	28	.214	14	22	.636	27	47	74	2.2	41	0	30	21	8	9	102	3.0	
13	Nick Singleton	9	0	25	2.8	9	14	.643	4	7	.571	0	1	.000	2	3	5	0.6	0	0	1	2	0	0	22	2.4	
45	E.J. Datcher	30	1	236	7.9	25	42	.595	0	0	.000	17	24	.708	17	34	51	1.7	45	1	4	12	8	3	67	2.2	
22	KeyShawn Feazell	28	0	170	6.1	18	38	.474	1	9	.111	1	6	.167	9	26	35	1.3	20	0	1	9	2	2	38	1.4	
34	Schneider Herard	11	0	88	8.0	4	15	.267	0	0	.000	3	7	.429	1	1	23	2.1	12	0	0	11	8	0	11	1.0	
15	T.J. Gray	5	0	11	2.2	1	4	.250	1	3	.333	0	0	.000	1	0	2	0.3	0	0	0	2	0	0	3	0.6	
12	Drew Davis	8	0	17	2.1	1	9	.111	0	4	.000	1	2	.500	0	2	2	0.3	1	0	2	2	0	0	3	0.4	
05	Mitchell Storm	8	0	20	2.5	0	4	.000	0	2	.000	0	0	.000	2	4	6	0.8	1	0	0	1	0	0	0	0.0	
10	Tate Clayton	4	0	9	2.3	0	0	.000	0	0	.000	0	0	.000	0	0	0	0.0	0	0	0	0	0	0	0	0.0	
Team																											
Total.....		0	7450	1000	2151	.465	256	802	.319	460	666	.691	398	936	1334	0.0	614	10	491	483	198	243	2716	0.0	0.0		
Opponents.....		0	7450	902	2160	.418	274	825	.332	429	626	.685	410	851	1261	0.0	610	1	446	498	116	201	2507	0.0	0.0		

TEAM STATISTICS	MS	OPP
SCORING	2716	2507
Points per game	73.4	67.8
Scoring margin	+5.6	-
FIELD GOALS-ATT	1000-2151	902-2160
Field goal pct	.465	.418
3 POINT FG-ATT	256-802	274-825
3-point FG pct	.319	.332
3-pt FG made per game	6.9	7.4
FREE THROWS-ATT	460-666	429-626
Free throw pct	.691	.685
F-Throws made per game	12.4	11.6
REBOUNDS	1334	1261
Rebounds per game	36.1	34.1
Rebounding margin	+2.0	-
ASSISTS	491	446
Assists per game	13.3	12.1
TURNOVERS	483	498
Turnovers per game	13.1	13.5
Turnover margin	+0.4	-
Assist/turnover ratio	1.0	0.9
STEALS	243	201
Steals per game	6.6	5.4
BLOCKS	198	116
Blocks per game	5.4	3.1
ATTENDANCE	146271	166282
Home games-Avg/Game	21-6965	12-10670
Neutral site-Avg/Game	-	4-9560

Date	Opponent	Score	Att
11-10-17	ALABAMA STATE	w	96-68
11-18-17	FLORIDA A&M	w	79-48
11-20-17	GREEN BAY	w	77-68
11-22-17	STEPHEN F. AUSTIN	w	80-75
11-26-17	JACKSONVILLE STATE	w	59-56
11-30-17	NORTH DAKOTA STATE	w	83-59
12-03-17	DAYTON	w	61-59
12-09-17	NORTH GEORGIA	w	95-62
12-12-17	at Cincinnati	L	50-65
12-16-17	UT MARTIN	w	92-61
12-20-17	LITTLE ROCK	w	64-48
12-23-17	vs Southern Miss	w	70-64
12-30-17	NORTH FLORIDA	w	109-81
* 01-02-18	ARKANSAS	w	78-75
* 01-06-18	at Ole Miss	L	58-64
* 01-10-18	at Florida	L	54-71
* 01-13-18	AUBURN	L	68-76
* 01-16-18	VANDERBILT	w	80-62
* 01-20-18	at Alabama	L	62-68
* 01-23-18	at Kentucky	L	65-78
* 01-27-18	MISSOURI	w	74-62
* 01-31-18	at South Carolina	w	81-76
* 02-03-18	GEORGIA	w	72-57
* 02-06-18	ALABAMA	w	67-63
* 02-10-18	at Mizzou	Lot	85-89
* 02-14-18	at Vanderbilt	L	80-81
* 02-17-18	OLE MISS	w	79-62
* 02-20-18	at Texas A&M	w	93-81
* 02-24-18	SOUTH CAROLINA	Wot	72-68
* 02-27-18	TENNESSEE	L	54-76
* 03-03-18	at LSU	L	57-78
03-08-18	vs LSU	w	80-77
03-09-18	vs Tennessee	L	59-62
03-14-18	NEBRASKA	w	66-59
03-18-18	at Baylor	w	78-77
3/20/18	at LOUISVILLE	w	79-56
3/27/18	vs PENN STATE	L	60-75

\* - Conference game



**2017-18 Mississippi State Stats**  
**Mississippi State Combined Team Statistics (as of Mar 28, 2018)**  
**Conference games only**

RECORD:	OVERALL	HOME	AWAY	NEUTRAL
ALL GAMES	9-9	7-2	2-7	0-0
CONFERENCE	9-9	7-2	2-7	0-0
NON-CONFERENCE	0-0	0-0	0-0	0-0

#	Player	gp-gs	Total			3-Point		F-Throw		Rebounds					pts	avg						
			min	avg	fg-fga	fg%	3fg-fga	3fg%	ft-fa	ft%	off	def	tot	avg			pf	dg	a	to	blk	stl
11	Q Weatherspoon	18-18	590	32.8	96-203	.473	25-74	.338	54-71	.761	33	72	105	5.8	44	0	50	50	5	25	271	15.1
00	Nick Weatherspoon	18-18	514	28.6	79-172	.459	10-50	.200	38-52	.731	5	45	50	2.8	37	1	33	12	2	15	206	11.4
01	Lamar Peters	18-12	519	28.8	70-180	.389	24-86	.279	22-34	.647	7	35	42	2.3	42	2	76	47	2	30	186	10.3
24	Abdul Ado	18-18	500	27.8	65-98	.663	0-0	.000	31-59	.525	54	58	112	6.2	55	1	6	29	31	10	161	8.9
35	Aric Holman	18-18	419	23.3	57-113	.504	13-43	.302	34-42	.810	24	82	106	5.9	39	1	13	21	30	7	161	8.9
23	Tyson Carter	18-6	379	21.1	42-118	.356	25-74	.338	14-19	.737	2	27	29	1.6	20	0	16	10	1	12	123	6.8
03	Xavian Stapleton	16-0	342	21.4	34-98	.347	16-49	.327	16-21	.762	10	36	46	2.9	41	2	10	14	5	8	100	6.3
02	Eli Wright	18-0	212	11.8	19-39	.487	3-7	.429	9-11	.818	8	20	28	1.6	19	0	15	11	4	4	50	2.8
45	E.J. Datcher	17-0	121	7.1	9-18	.500	0-0	.000	1-6	.167	12	12	24	1.4	26	0	1	6	4	3	19	1.1
22	KeyShawn Feazell	12-0	49	4.1	1-8	.125	0-4	.000	0-0	.000	3	7	10	0.8	4	0	0	3	0	0	2	0.2
13	Nick Singleton	1-0	1	1.0	0-0	.000	0-0	.000	0-0	.000	0	0	0	0.0	0	0	0	0	0	0	0	0.0
10	Tate Clayton	1-0	1	1.0	0-0	.000	0-0	.000	0-0	.000	0	0	0	0.0	0	0	0	0	0	0	0	0.0
12	Drew Davis	2-0	2	1.0	0-0	.000	0-0	.000	0-0	.000	0	0	0	0.0	0	0	0	0	0	0	0	0.0
15	T.J. Gray	1-0	1	1.0	0-0	.000	0-0	.000	0-0	.000	0	0	0	0.0	0	0	0	0	0	0	0	0.0
Team												23	34	57				9				
Total.....		18	3650		472-1047	.451	116-387	.300	219-315	.695	181	428	609	33.8	327	7	220	212	84	114	1279	71.1
Opponents.....		18	3650		452-1016	.445	128-371	.345	255-362	.704	182	434	616	34.2	299	-	221	219	69	88	1287	71.5

TEAM STATISTICS	MS	OPP.
SCORING	1279	1287
Points per game	71.1	71.5
Scoring margin	-0.4	-
FIELD GOALS-ATT	472-1047	452-1016
Field goal pct	.451	.445
3 POINT FG-ATT	116-387	128-371
3-point FG pct	.300	.345
3-pt FG made per game	6.4	7.1
FREE THROWS-ATT	219-315	255-362
Free throw pct	.695	.704
F-Throws made per game	12.2	14.2
REBOUNDS	609	616
Rebounds per game	33.8	34.2
Rebounding margin	-0.4	-
ASSISTS	220	221
Assists per game	12.2	12.3
TURNOVERS	212	219
Turnovers per game	11.8	12.2
Turnover margin	+0.4	-
Assist/turnover ratio	1.0	1.0
STEALS	114	88
Steals per game	6.3	4.9
BLOCKS	84	69
Blocks per game	4.7	3.8
ATTENDANCE	68151	106949
Home games-Avg/Game	9-7572	9-11883
Neutral site-Avg/Game	-	0-0

Date	Opponent	Score	Att.
* 01-02-18	ARKANSAS	w 78-75	6324
* 01-06-18	at Ole Miss	L 58-64	8664
* 01-10-18	at Florida	L 54-71	9917
* 01-13-18	AUBURN	L 68-76	8443
* 01-16-18	VANDERBILT	w 80-62	6633
* 01-20-18	at Alabama	L 62-68	15383
* 01-23-18	at Kentucky	L 65-78	20609
* 01-27-18	MISSOURI	w 74-62	7169
* 01-31-18	at South Carolina	w 81-76	11042
* 02-03-18	GEORGIA	w 72-57	7775
* 02-06-18	ALABAMA	w 67-63	7095
* 02-10-18	at Mizzou	Lot 85-89	15061
* 02-14-18	at Vanderbilt	L 80-81	8592
* 02-17-18	OLE MISS	w 79-62	9002
* 02-20-18	at Texas A&M	w 93-81	8614
* 02-24-18	SOUTH CAROLINA	Wot 72-68	8162
* 02-27-18	TENNESSEE	L 54-76	7548
* 03-03-18	at LSU	L 57-78	9067

\* - Conference game

Score by Periods	1st	2nd	3rd	Totals
Mississippi State	599	664	16	1279
Opponents	586	685	16	1287



<b>MSU GAME HIGHS</b>	<b>OPPONENT GAME HIGHS</b>	<b>MSU GAME LOWS</b>	<b>OPPONENT GAME LOWS</b>
<b>POINTS</b> 109 North Florida • 12/30/20217	<b>POINTS</b> 89 at Missouri • 02/10/2018	<b>POINTS</b> 50 at [25] Cincinnati • 12/12/2017	<b>POINTS</b> 48 Little Rock • 12/20/2017 Florida A&M • 11/18/2017
<b>FG MADE</b> 44 North Florida • 12/30/20217	<b>FG MADE</b> 32 [22] Arkansas • 01/02/2018	<b>FG MADE</b> 19 at [25] Cincinnati • 12/12/2017	<b>FG MADE</b> 2018 Florida A&M • 11/18/2017 Alabama • 02/06/2018
<b>FG ATTEMPTS</b> 74 North Georgia • 12/09/202017	<b>FG ATTEMPTS</b> 71 North Georgia • 12/09/2017	<b>FG ATTEMPTS</b> 43 Stephen F. Austin • 11/22/2017	<b>FG ATTEMPTS</b> 46 Dayton • 12/03/2017
<b>FG PCT</b> .620 • 44-71 North Florida • 12/30/2017	<b>FG PCT</b> .563 • 27-48 [16] Tennessee • 02/27/2018	<b>FG PCT</b> .302 • 19-63 at [25] Cincinnati • 12/12/2017	<b>FG PCT</b> .281 • 18-64 Florida A&M • 11/18/2017
<b>3-FG MADE</b> 13 at Baylor • 03/18/2018	<b>3-FG MADE</b> 14 at Vanderbilt • 02/14/2018	<b>3-FG MADE</b> 2 Alabama • 02/06/2018	<b>3-FG MADE</b> 3 Baylor • 03/18/2018 Alabama • 02/06/2018
<b>3-FGA</b> 33 UT Martin • 12/16/2017	<b>3-FGA</b> 35 North Dakota State • 11/30/2017	<b>3-FGA</b> 15 vs. Penn State • 03/27/2018	<b>3-FG ATTEMPTS</b> 11 [16] Tennessee • 02/27/2018
<b>3-FG PCT</b> .591 • 13-22 at Baylor • 03/18/2018	<b>3-FG PCT</b> .550 • 11-20 vs. Penn State • 03/27/2018	<b>3-FG PCT</b> .105 • 2-19 Alabama • 02/06/2018	<b>3-FG PCT</b> .136 • 3-22 Alabama • 02/06/2018
<b>FT MADE</b> 27 Alabama State • 11/10/2017	<b>FT MADE</b> 25 [22] Auburn • 01/13/2018	<b>FT MADE</b> 4 Dayton • 12/03/2017	<b>FT MADE</b> 0 North Georgia • 12/19/2017
<b>FTA</b> 40 [22] Arkansas • 01/02/2018	<b>FTA</b> 32 [22] Auburn • 01/13/2018	<b>FTA</b> 7 at LSU • 03/03/2018 at Florida • 01/10/2018 Dayton • 12/03/2017	<b>FTA</b> 5 North Georgia • 12/19/2017
<b>FT PCT</b> .1.000 • 8-8 North Georgia • 12/09/2017	<b>FT PCT</b> 1.000 • 6-6 Jacksonville State • 11/26/2017	<b>FT PCT</b> .385 • 5-13 Jacksonville State • 11/26/2017	<b>FT PCT</b> .000 • 0-5 North Georgia • 12/19/2017
<b>REBOUNDS</b> 53 UT Martin • 12/16/2017	<b>REBOUNDS</b> 50 vs. [13] Tennessee • 03/09/2018	<b>REBOUNDS</b> 21 at Baylor • 03/18/2018	<b>REBOUNDS</b> 20 Georgia • 02/03/2018
<b>ASSISTS</b> 24 at Baylor • 03/18/2018 North Florida • 12/30/2017	<b>ASSISTS</b> 20 at Baylor • 03/18/2018	<b>ASSISTS</b> 1 vs. [13] Tennessee • 03/09/2018	<b>ASSISTS</b> 4 Alabama • 02/06/2018
<b>STEALS</b> 13 South Carolina • 02/24/2018 Dayton • 12/03/2017	<b>STEALS</b> 14 Dayton • 12/03/2017	<b>STEALS</b> 2 vs. Penn State • 03/27/2018 Nebraska • 03/14/2018 Jacksonville State • 11/26/2017	<b>STEALS</b> 1 Georgia • 02/03/2018 at Texas A&M • 02/20/2018
<b>BLOCKED SHOTS</b> 13 Florida A&M • 11/18/2017	<b>BLOCKED SHOTS</b> 11 at [25] Cincinnati • 12/12/2017	<b>BLOCKED SHOTS</b> 1 at Alabama • 01/20/2018 North Dakota State • 11/30/2017	<b>BLOCKED SHOTS</b> 0 Little Rock • 12/20/2017 UT Martin • 12/16/2017 North Dakota State • 11/30/2017 Green Bay • 11/20/2017
<b>TURNOVERS</b> 24 Dayton • 12/03/2017	<b>TURNOVERS</b> 26 Dayton • 12/03/2017	<b>TURNOVERS</b> 4 Vanderbilt • 01/16/2018	<b>TURNOVERS</b> 5 Nebraska • 03/14/2018
<b>FOULS</b> 26 at Missouri • 02/10/2018	<b>FOULS</b> 27 Stephen F. Austin • 11/22/2017	<b>FOULS</b> 10 UT Martin • 12/16/2017 North Georgia • 12/09/2017	<b>Fouls</b> 8 North Georgia • 12/09/2017





OPPONENT	DATE	GAME-BY-GAME STARTERS					RECORD
		GUARD	GUARD	GUARD	FORWARD	FORWARD	
Alabama State	11-10-17	W'Spoon	W'Spoon	Peters	Stapleton	Datcher	1-0
Florida A&M	11-18-17	W'Spoon	W'Spoon	Peters	Holman	Ado	2-0
Green Bay	11-20-17	W'Spoon	W'Spoon	Peters	Holman	Ado	3-0
Stephen F. Austin	11-22-17	W'Spoon	W'Spoon	Carter	Holman	Ado	4-0
Jacksonville State	11-26-17	W'Spoon	W'Spoon	Carter	Holman	Ado	5-0
North Dakota State	11-30-17	W'Spoon	W'Spoon	Carter	Holman	Ado	6-0
Dayton	12-03-17	W'Spoon	W'Spoon	Carter	Holman	Ado	7-0
North Georgia	12-09-17	W'Spoon	W'Spoon	Carter	Holman	Ado	8-0
Cincinnati	12-12-17	W'Spoon	W'Spoon	Carter	Holman	Ado	8-1
UT Martin	12-16-17	W'Spoon	W'Spoon	Carter	Holman	Ado	9-1
Little Rock	12-20-17	W'Spoon	W'Spoon	Carter	Holman	Ado	10-1
Southern Miss	12-23-17	W'Spoon	W'Spoon	Carter	Holman	Ado	11-1
North Florida	12-30-17	W'Spoon	W'Spoon	Carter	Holman	Ado	12-1
Arkansas	01-02-18	W'Spoon	W'Spoon	Carter	Holman	Ado	13-1
Ole Miss	01-06-18	W'Spoon	W'Spoon	Carter	Holman	Ado	13-2
Florida	01-10-18	W'Spoon	W'Spoon	Carter	Holman	Ado	13-3
Auburn	01-13-18	W'Spoon	W'Spoon	Carter	Holman	Ado	13-4
Vanderbilt	01-16-18	W'Spoon	W'Spoon	Carter	Holman	Ado	14-4
Alabama	01-20-18	W'Spoon	W'Spoon	Carter	Holman	Ado	14-5
Kentucky	01-23-18	W'Spoon	W'Spoon	Peters	Holman	Ado	14-6
Missouri	01-27-18	W'Spoon	W'Spoon	Peters	Holman	Ado	15-6
South Carolina	01-31-18	W'Spoon	W'Spoon	Peters	Holman	Ado	16-6
Georgia	02-03-18	W'Spoon	W'Spoon	Peters	Holman	Ado	17-6
Alabama	02-06-18	W'Spoon	W'Spoon	Peters	Holman	Ado	18-6
Missouri	02-10-18	W'Spoon	W'Spoon	Peters	Holman	Ado	18-7
Vanderbilt	02-14-18	W'Spoon	W'Spoon	Peters	Holman	Ado	18-8
Ole Miss	02-17-18	W'Spoon	W'Spoon	Peters	Holman	Ado	19-8
Texas A&M	02-20-18	W'Spoon	W'Spoon	Peters	Holman	Ado	20-8
South Carolina	02-24-18	W'Spoon	W'Spoon	Peters	Holman	Ado	21-8
Tennessee	02-27-18	W'Spoon	W'Spoon	Peters	Holman	Ado	21-9
LSU	03-03-18	W'Spoon	W'Spoon	Peters	Holman	Ado	21-10
LSU-SECT	03-08-18	W'Spoon	W'Spoon	Peters	Stapleton	Ado	22-10
Tennessee-SECT	03-09-18	W'Spoon	W'Spoon	Peters	Stapleton	Ado	22-11
Nebraska-NIT	03-14-18	W'Spoon	Carter	Peters	Stapleton	Ado	23-11
Baylor-NIT	03-18-18	W'Spoon	W'Spoon	Peters	Stapleton	Ado	24-11
Louisville-NIT	03-20-18	W'Spoon	W'Spoon	Peters	Stapleton	Ado	25-11
Penn State-NIT	03-27-18	W'Spoon	W'Spoon	Peters	Stapleton	Ado	25-12

TEAM STATISTICS	COMPARISON STATS		WINS	DIFFERENTIALS	
	MSU	OPP		STAT	LOSSES
<b>SCORING</b>	<b>2716</b>	<b>2507</b>		<b>78.6</b>	<b>Points</b> 62.7
<i>Points per game</i>	73.4	67.8	65.0		<b>Opp. Points</b> 73.6
<i>Scoring margin</i>	+5.6	-	+13.6		<b>Scoring Margin</b> -10.9
<b>FIELD GOALS-ATT</b>	<b>1000-2151</b>	<b>902-2160</b>	.497		<b>FG%</b> .399
<i>Field goal pct</i>	.465	.418	.409		<b>Opp. FG%</b> .435
<b>3 POINT FG-ATT</b>	<b>256-802</b>	<b>274-825</b>	.341		<b>3FG%</b> .275
<i>3-point FG pct</i>	.319	.332	.304		<b>Opp. 3FG%</b> .398
<i>3-pt FG made per game</i>	6.9	7.4	.684		<b>FT%</b> .710
<b>FREE THROWS-ATT</b>	<b>460-666</b>	<b>429-626</b>	.660		<b>Opp. FT%</b> .720
<i>Free throw pct</i>	.691	.685	37.2		<b>Rebounds</b> 33.6
<i>F-Throws made per game</i>	12.4	11.6	32.4		<b>Opp. Rebounds</b> 37.5
<b>REBOUNDS</b>	<b>1334</b>	<b>1261</b>	+4.8		<b>Rebound Margin</b> -3.9
<i>Rebounds per game</i>	36.1	34.1	15.2		<b>Assists</b> 9.3
<i>Rebounding margin</i>	+2.0	-	13.0		<b>Turnovers</b> 13.3
<b>ASSISTS</b>	<b>491</b>	<b>446</b>	+1.6		<b>Turnover Margin</b> -2.1
<i>Assists per game</i>	13.3	12.1	7.1		<b>Steals</b> 5.4
<b>TURNOVERS</b>	<b>483</b>	<b>498</b>	6.0		<b>Blocks</b> 4.1
<i>Turnovers per game</i>	13.1	13.5			
<i>Turnover margin</i>	+0.4	-			
<i>Assist/turnover ratio</i>	1.0	0.9			
<b>STEALS</b>	<b>243</b>	<b>201</b>			
<i>Steals per game</i>	6.6	5.4			
<b>BLOCKS</b>	<b>198</b>	<b>116</b>			
<i>Blocks per game</i>	5.4	3.1			



<b>MSU'S 2017-18 RECORD WHEN ...</b>	
Leads at Halftime	21-2
Trails at Halftime	3-10
Is Tied at Halftime	1-0
Shoots 45% or better from the field	20-1
Shoots less than 45% from the field	5-11
Opp. shoots less than 45% from the field	18-7
Opp. shoots 45% or better from the field	7-5
Outrebounds (or ties) the opponent	17-5
Outrebounded by the opponent	8-7
More Assists (or ties) than the opponent	20-4
Fewer Assists than the opponent	5-8
Fewer (or ties) TOs than opponent	19-4
More TOs than opponent	6-8
Holds opponents to 65 points or less	15-3
In games decided by 10 points or less	14-6

<b>MSU'S 2017-18 RECORD IN ...</b>	
All Games	25-12
Home Games	19-2
Road Games	4-8
Neutral-sites	2-2
Non-SEC Games	12-1
Non-SEC Home Games	11-0
Non-SEC Road Games	0-1
Non-SEC Neutral-site Games	1-0
SEC Games	9-9
SEC Home Games	7-2
SEC Road Games	2-7
SEC Tournament	1-1
NIT	3-1
November Games	6-0
December Games	6-1
January Games	4-5
February Games	5-3
March Games	4-3
Monday Games	1-0
Tuesday Games	5-4
Wednesday Games	4-2
Thursday Games	1-0
Friday Games	2-1
Saturday Games	9-5
Sunday Games	3-0
Overtime Games	1-1
Television Games	24-12
Games vs. Ranked Opponents	1-4

<b>MISC. 2017-18 TEAM STATS</b>	
Largest Lead Surrendered in Loss:	13, Ole Miss (1-6-18), Auburn (1-13-18)
Largest Deficit Overcome in Win:	13, South Carolina (2-24-18)
Largest Lead at Anytime:	38, North Georgia (12-09-17) UT Martin (12-12-17)
Largest Deficit Anytime:	22, Tennessee (2-27-18)

**MISCELLANEOUS MSU INDIVIDUAL STATISTICS**

**GAMES SCORING IN DOUBLE FIGURES**  
Q. Weatherspoon 30, N. Weatherspoon 25, Holman 24, Peters 14, Carter 13, Ado 12, Stapleton 7, Wright 1, Datcher 1, Feazell 1

**GAMES SCORING 20-PLUS POINTS**  
Q. Weatherspoon 6, Peters 4, Carter 2, Holman 2, N. Weatherspoon 1

**GAMES SCORING 30-PLUS POINTS**  
Carter 1

**GAMES REBOUNDING IN DOUBLE FIGURES**  
Ado 6, Holman 6, Q. Weatherspoon 3

**GAMES WITH DOUBLE FIGURES IN ASSISTS**  
Peters 2, Q. Weatherspoon 1

**GAMES WITH DOUBLE-DOUBLES**  
Holman 7, Ado 3, Q. Weatherspoon 3

**GAMES AS TEAM HIGH SCORER (OR CO-LEADER)**  
Q. Weatherspoon 15, Peters 9, Holman 5, Carter 5, N. Weatherspoon 4, Stapleton 2, Ado 2

**GAMES AS TEAM HIGH REBOUNDER (OR CO-LEADER)**  
Holman 16, Ado 15, Q. Weatherspoon 7, Peters 1, Stapleton 1

**GAMES AS TEAM LEADER IN ASSISTS (OR CO-LEADER)**  
Peters 23, Q. Weatherspoon 18, N. Weatherspoon 7, Carter 1

**GAMES AS TEAM LEADER IN STEALS (OR CO-LEADER)**  
Q. Weatherspoon 14, Peters 13, Ado 8, Stapleton 7, N. Weatherspoon 7, Carter 7, Wright 2, Datcher 1, Holman 1

**GAMES AS TEAM LEADER IN BLOCKS (OR CO-LEADER)**  
Ado 20, Holman 19, Stapleton 3, Wright 3, Peters 2, Q. Weatherspoon 2, Herard 1, Datcher 1

**GAMES AS TEAM LEADER IN TURNOVERS (OR CO-LEADER)**  
Q. Weatherspoon 20, Peters 16, Ado 11, N. Weatherspoon 5, Holman 4, Stapleton 2, Carter 2, Singleton 1, Wright 1

<b>MSU'S RECORD BY STARTING LINEUP</b>	
Q. W'spoon, N. Weatherspoon, Carter, Holman, Ado	11-5
Q. W'spoon, N. Weatherspoon, Peters, Holman, Ado	9-5
Q. W'spoon, N. Weatherspoon, Peters, Stapleton, Datcher	1-0
Q. W'spoon, N. Weatherspoon, Peters, Stapleton, Ado	3-2
Q. W'spoon, Carter, Peters, Stapleton, Ado	1-0



**THE LAST TIME AN MSU PLAYER ...**

**Scored 30 or more points in a game:**  
32, Ravern Johnson vs. Tenn. St. (11-12-10)

**Scored 33 or more points in a game:**  
33, Craig Sword at LSU (2-19-14)

**Scored 34 or more points in a game:**  
34, Arnett Moultrie vs. UMass (3-13-12)

**Scored 35 or more points in a game:**  
35, Tyson Carter vs. NDSU (11-30-17)

**Scored 37 or more points in a game:**  
39, Jeff Malone vs. Alabama (1-31-83)

**Scored 40 or more points in a game:**  
40, Rickey Brown vs. Auburn (3-7-77)

**Scored 20+ points in back-to-back games:**  
Lamar Peters 22 vs. LSU-SECT (3-8-18); 22 vs. Tennessee-SECT (3-9-18)

**Scored 20+ points in three-consecutive games:**  
Craig Sword (24 vs. Loyola, 12-01-13; 24 vs. TCU, 12-05-13; 22 vs. SELA, 12-13-13)

**Scored 20+ points in five-consecutive games:**  
Jeff Malone, 1982-83 (11 consecutive)

**Scored 30+ points in back-to-back games:**  
Jeff Malone (36 at Ole Miss; 30 vs. Georgia, 1982-83)

**Scored 30+ points in three-consecutive games:**  
Jeff Malone (33 at LSU; 36 at Ole Miss; 30 vs. Georgia, 1982-83)

**Two players score 20+ points in same game:**  
Nick Weatherspoon, 22; Quinndary Weatherspoon, 22 vs. Arkansas (1-02-18)

**Made 10 field goals in a game:**  
10, Aric Holman vs. North Florida (12-30-17)

**Made 11 field goals in a game:**  
11, Q. Weatherspoon, Missouri (1-25-17)

**Made 12 field goals in a game:**  
12, Tyson Carter, NDSU (11-30-17)

**Made 13 field goals in a game:**  
13, Horatio Webster vs. SW Missouri St. (11-23-97)

**Made 14 field goals in a game:**  
14, Cameron Burns at Georgia (1-17-90)

**Made 15 or more field goals in a game:**  
16, Raymond Brown vs. Florida (3-2-85)

**Attempted 20 field goals in a game:**  
20, Ravern Johnson vs. St. Mary's (12-29-10)

**Attempted 21 or more field goals in a game:**  
21, Dee Bost vs. Kentucky (2-16-10)

**Attempted 23 or more field goals in a game:**  
23, Arnett Moultrie vs. UMass (3-13-12)

**Attempted 25 field goals in a game:**  
25, Chuck Evans at Alabama (3-6-93)

**Attempted 26 field goals in a game:**  
26, Tony Watts at Ole Miss (2-22-92)

**Attempted 27 or more field goals in a game:**  
28, Jeff Malone vs. Vanderbilt (1-8-83)

**Made six 3-pointers in a game:**  
6, Tyson Carter vs. Dayton (12-3-17)

**Made seven 3-pointers in a game:**  
7, Lamar Peters vs. Missouri (1-25-17)

**Made eight or more 3-pointers in a game:**  
8, Winsome Frazier vs. UMKC (11-23-04)

**Attempted 11 3-pointers in a game:**  
11, Dee Bost vs. Detroit (12-17-11)

**Attempted 12 3-pointers in a game:**  
12, Ravern Johnson vs. ETSU (12-11-10)

**Attempted 13 or more 3-pointers in a game:**  
13, Dee Bost vs. Troy (12-10-11)

**Attempted 16 or more 3-pointers in a game:**  
17, Darryl Wilson vs. Alabama (3-4-95)

**Made 14 or more free throws in a game:**  
14, Trivante Bloodman vs. Auburn (2-15-14)

**Made 15 or more free throws in a game:**  
15, Craig Sword vs. Ole Miss (1-11-14)

**Attempted 17 free throws in a game:**  
17, Jarvis Varnado at Houston (12-19-09)

**Attempted 18 free throws in a game:**  
18, Craig Sword vs. Ole Miss (1-11-14)

**Attempted 19 free throws in a game:**  
19, Carl Nichols vs. SE La. (12-1-88)

**Had 16 rebounds in a game:**  
16, Gavin Ware vs. Maryland ES (1-2-14)

**Had 17 rebounds in a game:**  
17, Gavin Ware at Auburn (1-21-15)

**Had 18 or more rebounds in a game:**  
21, Wesley Morgan vs. SE La. (11-28-05)

**Had 22 or more rebounds in a game:**  
23, Rickey Brown vs. Vanderbilt (12-6-79)

**Had 24 or more rebounds in a game:**  
24, Wiley Peck vs. Alabama (1-27-79)

**Had 10 or more offensive rebounds in a game:**  
11, Arnett Moultrie vs. Northwestern State (12-22-11)

**Had 10 or more defensive rebounds in a game:**  
10, Q. Weatherspoon vs. Louisville (3-20-18)

**Had 13 or more defensive rebounds in a game:**  
13, Colin Borchert vs. Auburn (3-9-13)

**Had 15 or more defensive rebounds in a game:**  
15, Jarvis Varnado at San Diego (12-31-09)

**Had 10 assists in a game:**  
10, Lamar Peters at Baylor (3-18-18)

**Had 11 assists in a game:**  
11, I.J. Ready vs. No. Colorado (12-23-15)

**Had 13 assists in a game:**  
13, I.J. Ready vs. LSU (3-4-17)

**Had 14 assists in a game:**  
14, Lamar Peters vs. Nebraska NIT (3-14-18)

**Had 15 or more assists in a game:**  
16, Chuck Evans at UMKC (2-23-93)

**Had 10 or more turnovers in a game:**  
10, Charles Rhodes vs. Nicholls (11-11-06)

**Had five or more blocks in a game:**  
5, Abdul Ado vs. Stephen F. Austin (11-22-17)

**Had six or more blocks in a game:**  
6, Schneider Herard vs. Fla. A&M (11-18-17)

**Had seven blocks in a game:**  
7, Jarvis Varnado at LSU (2-20-10)

**Had eight blocks in a game:**  
8, Jarvis Varnado vs. Alabama (2-24-10)

**Had nine blocks in a game:**  
9, Jarvis Varnado at Vanderbilt (2-3-10)

**Had 10 blocks in a game:**  
10, Jarvis Varnado vs. Arkansas (1-14-10)

**Had 10+ blocks in two consecutive games:**  
Jarvis Varnado (10 vs. Georgia & 10 vs. Kentucky, 2007-08)

**Had five steals in a game:**  
5, Lamar Peters vs. Texas A&M (1-14-17)

**Had six or more steals in a game:**  
7, Craig Sword vs. Ole Miss (1-11-14)

**LAST TIME AN MSU TEAM ...**

**Scored 100 or more points:**  
109 vs. North Florida (12-30-17)

**Scored 100 or more points in an SEC game:**  
105 vs. Auburn (3-2-04)

**Allowed 100 or more points in an SEC game:**  
115 at Arkansas (2-20-93)

**Allowed 100 or more points in non-SEC play:**  
105 vs. Miami (11-19-15)

**Was held to 52 points or less:**  
52 vs. Florida (2-18-17)

**Was held to 50 points:**  
50 vs. Cincinnati (12-12-17)

**Was held to 49 points or less:**  
48 vs. Vanderbilt (2-25-17)

**Was held to 45 points or less:**  
41 at Georgia (2-7-15)

**Was held to 40 points or less:**  
36 vs. Missouri (2-13-13)

**Was held to 35 points or less:**  
31 vs. Vanderbilt (2-23-13)

**Was held to fewer than 10 points in a half:**  
9 at Arkansas, first (2-7-15)

**Held opponent to 59 points or less:**  
59 vs. Nebraska NIT (3-14-18)

**Held opponent to 56 points or less:**  
56 vs. Louisville (3-20-18)

**Held opponent to 55 points or less:**  
52 vs. LSU-SECT (3-08-17)

**Held opponent to 50 points or less:**  
48 vs. Little Rock (12-20-17)

**Held opponent to 45 points or less:**  
44 vs. Southern Miss (12-19-16)

**Held opponent to 42 points or less:**  
42 vs. Texas-San Antonio (12-4-12)

**Held opponent to 39 points or less:**  
39 at LSU (1-9-08)

**Shot 50 percent or better from the field:**  
.538 [28-52] at Baylor (3-18-18)

**Shot 55 percent or better from the field:**  
.583 [31-55] vs. LSU-SECT (3-8-18)

**Shot 60 percent or better from the field:**  
.620 [44-71] vs. North Florida (12-30-17)

**Shot 65 percent or better from the field:**  
.660 [35-53] vs. Western Kentucky (1-5-09)



**Was held to less than 35 percent from the field:**  
 .349 (22-63) at Ole Miss (1-6-18)

**Was held to less than 30 percent from the field:**  
 .298 (14-47) vs. Vanderbilt (2-25-17)

**Was held to less than 25 percent from the field:**  
 .175 (7-40) vs. Vanderbilt (2-23-13)

**Held opp. to 35 percent or less from the field:**  
 .350 (21-60) at Louisville (3-20-18)

**Held opp. to 30 percent or less from the field:**  
 .281 (18-64) vs. Florida A&M (11-18-17)

**Held opp. to 25 percent or less from the field:**  
 .231 (15-65) vs. Southern Miss (12-19-16)

**Opponent shot 50 percent or better:**  
 .508 (31-61) Baylor (3-18-18)

**Opponent shot 60 percent or better:**  
 .623 (33-53) Missouri (3-1-14)

**Made 35 or more field goals:**  
 37 vs. North Georgia (12-9-17)

**Made 40 or more field goals:**  
 44 vs. North Florida (12-30-17)

**Made fewer than 15 field goals:**  
 14 at Vanderbilt (2-25-17)

**Attempted 70 or more shots from the field:**  
 71 vs. North Florida (12-30-17)

**Attempted 80 or more shots from the field:**  
 80 at Alabama (2-21-09)

**Attempted just 40 shots from the field:**  
 40 vs. Vanderbilt (2-23-13)

**Attempted 39 or fewer shots from the field:**  
 39 at Vanderbilt (3-4-15)

**Attempted 35 or fewer shots from the field:**  
 34 vs. Tennessee (2-3-15)

**Made 10 or more 3-pointers:**  
 10 vs. LSU SECT (3-8-18)

**Made 12 3-pointers:**  
 12 vs. Ole Miss (2-17-18)

**Made 13 3-pointers:**  
 13 at Baylor (3-18-18)

**Made 15 3-pointers:**  
 15 vs. North Carolina A&T (12-12-10)

**Made 16 3-pointers:**  
 16 vs. Troy (12-10-11)

**Made 17 3-pointers:**  
 17 vs. Southern Miss (12-19-16)

**Did not make a 3-pointer:**  
 [0-10] at Arkansas (2-7-15)

**Made just one 3-pointer:**  
 vs. Tennessee (1-7-15)

**Made just two 3-pointers:**  
 vs. Alabama (2-6-18)

**Opponent made 15 or more 3-pointers:**  
 16, Arkansas (1-9-16)

**Opponent made just one 3-pointer:**  
 vs. LSU-SECT (3-8-17)

**Attempted nine 3-pointers or less:**  
 9 vs. Tennessee (1-7-15)

**Attempted six 3-pointers or less:**  
 6 at Ole Miss (1-29-03)

**Attempted 25 3-pointers:**  
 25 vs. Little Rock (12-20-17)

**Attempted 26 3-pointers:**  
 26 at South Carolina (2-28-17)

**Attempted 27 3-pointers:**  
 27 vs. South Carolina (2-11-17)

**Attempted 28 3-pointers:**  
 28 vs. Dayton (12-3-17)

**Attempted 29 or more 3-pointers:**  
 29 vs. Kentucky (1-23-18)

**Attempted 30 or more 3-pointers:**  
 31 at Missouri (2-10-18)

**Attempted 35 or more 3-pointers:**  
 35 vs. Kentucky (2-16-10)

**Made 31 or more free throws:**  
 31 vs. Auburn (1-22-14)

**Made 40 or more free throws:**  
 41 vs. LSU (2-11-09)

**Made 50 or more free throws:**  
 52 vs. LSU (2-11-09)

**Made fewer than five free throws:**  
 4 vs. Dayton (12-3-17)

**Made only 1 free throw:**  
 1 vs. Florida (1-30-14)

**Opponent made 30 or more free throws:**  
 34, Ole Miss (2-18-17)

**Attempted 30 or more free throws:**  
 34 vs. Auburn (2-7-17)

**Attempted 35 or more free throws:**  
 35 vs. Stephen F. Austin (11-22-17)

**Attempted 40 or more free throws:**  
 40 vs. Arkansas (1-2-18)

**Attempted 45 or more free throws:**  
 45 vs. Florida A&M (12-17-13)

**Attempted fewer than 10 free throws:**  
 7 at LSU (3-3-18)

**Opponent attempted 40 or more free throws:**  
 44, Ole Miss (2-18-17)

**Had 50 or more rebounds:**  
 53 vs. UT Martin (12-16-17)

**Had 55 or more rebounds:**  
 55 vs. Tennessee (2-4-17)

**Had 58 or more rebounds:**  
 58 vs. Troy (12-10-05)

**Had 59 or more rebounds:**  
 59 at Houston (12-19-09)

**Had fewer than 25 rebounds:**  
 21 vs. McNeese State (12-30-14)

**Had 20 or fewer rebounds:**  
 20 at Baylor (3-18-18)

**Had 20 or more assists:**  
 24 at Baylor (3-18-18)

**Had 25 or more assists:**  
 25 vs. St. Bonaventure (12-05-09)

**Had 30 or more assists:**  
 30 vs. Troy (12-10-11)

**Had 5 Assists:**  
 5, Florida State (12-16-15)

**Had Fewer Than 5 Assists:**  
 1, Tennessee (3-29-18)

**Had 20 or more turnovers:**  
 20 at South Carolina (2-28-17)

**Had 21 or more turnovers:**  
 22 vs. Ole Miss (2-18-17)

**Had 23 or more turnovers:**  
 23 vs. Arkansas (2-21-15)

**Had 24 or more turnovers:**  
 24 vs. Dayton (12-3-17)

**Had 25 turnovers:**  
 26 vs. Mississippi Valley State (11-17-14)

**Had 29 or more turnovers:**  
 29 at Arkansas (1-23-13)

**Had 30 or more turnovers:**  
 31 at Kentucky (1-7-97)

**Had 34 or more turnovers:**  
 34 at Evansville (12-17-75)

**Had fewer than 10 turnovers:**  
 7 vs. Arkansas (1-2-18)

**Had five or fewer turnovers:**  
 4 vs. Vanderbilt (1-16-18)

**Forced 25 or more turnovers**  
 26 vs. Dayton (12-3-17)

**Had 10 blocked shots:**  
 10 vs. Stephen F. Austin (11-22-17)

**Had 11 blocked shots:**  
 11 vs. Southern Miss (12-19-16)

**Had 12 blocked shots:**  
 12 at South Carolina (1-26-16)

**Had 13 blocked shots:**  
 13 vs. Florida A&M (11-18-17)

**Had 14 blocked shots:**  
 14 vs. Texas-Pan American (11-24-09)

**Had 16 blocked shots:**  
 16 vs. Georgia (1-12-08)

**Had 10 steals:**  
 10 at Louisville (3-20-18)

**Had 11 steals:**  
 11 vs. Little Rock (12-20-17)

**Had 12 steals:**  
 12 vs. LSU-SECT (3-8-17)

**Had 13 steals:**  
 13 vs. South Carolina (2-24-18)

**Had 14 steals:**  
 14 vs. South Carolina (1-9-13)

**Had 15 steals:**  
 15 vs. Florida Gulf Coast (12-19-13)

**Had 17 or more steals:**  
 17 vs. Oregon State (12-01-16)

**Had 20 or more steals:**  
 20 vs. Nicholls State (11-17-01)

**Had 1 steal or less:**  
 1 vs. Vanderbilt (3-11-11)



**Game 1 — Nov. 10, 2017**

**Mississippi State 96**  
**Alabama State 68**

*Humphrey Coliseum • Starkville, MS*

**Alabama State**

Player	FG	3FG	FT	RB	PF	PT	A	Min
Jones f	7-11	0-0	2-2	6	2	16	0	33
Johnson c	2-4	0-0	3-6	6	3	7	0	20
Davis g	1-7	1-5	0-0	2	0	3	2	24
Ewuosho g	3-6	1-2	1-2	5	3	8	2	23
A. Rogers g	0-3	0-2	0-0	1	4	0	0	7
Johnson g	0-3	0-1	0-0	1	0	0	0	3
Ross	6-11	5-8	0-1	2	2	17	1	24
Gee	1-5	0-2	1-2	1	4	3	0	16
Deneus	3-5	0-0	3-5	7	1	9	1	14
Pichardo	0-1	0-0	0-0	1	0	0	0	5
Wright	0-1	0-1	1-3	4	3	1	0	5
LeFlore	2-8	0-5	0-1	3	2	4	2	20
S. Rogers	0-2	0-0	0-0	0	1	0	0	6
<b>TOTALS</b>	<b>25-67</b>	<b>7-26</b>	<b>11-22</b>	<b>41</b>	<b>26</b>	<b>68</b>	<b>8</b>	<b>200</b>

**Mississippi State**

Player	FG	3FG	FT	RB	PF	PT	A	Min
Stapleton f	0-0	0-0	0-0	1	0	0	0	5
Datcher c	1-4	0-0	9-9	4	5	11	0	15
N. W'Spoon g	3-8	1-1	4-4	3	0	11	3	25
Peters g	2-8	0-5	3-4	4	1	7	7	29
Q. W'Spoon g	8-9	0-1	1-3	8	3	17	1	22
Wright	5-8	1-3	1-2	6	3	12	2	28
Storm	0-2	0-0	0-0	3	1	0	0	4
Clayton	0-0	0-0	0-0	0	0	0	0	2
Davis	0-1	0-1	1-2	0	0	1	1	2
Singleton	1-2	1-2	0-0	1	0	3	0	5
Gray	0-0	0-0	0-0	0	1	0	0	2
Carter	3-6	2-3	3-4	1	0	11	2	27
Herard	2-5	0-0	1-2	2	4	5	0	13
Holman	6-11	2-4	4-5	11	1	18	0	21
<b>TOTALS</b>	<b>31-64</b>	<b>7-20</b>	<b>27-35</b>	<b>47</b>	<b>19</b>	<b>96</b>	<b>16</b>	<b>200</b>

*Halftime: MSU 58, ASU 31. FG%: MSU 48.4%, ASU 37.3%. 3FG%: MSU 35.0%, ASU 26.9%. FT%: MSU 77.1%, ASU 50.0%. Turnovers: MSU 14 (Peters 4), ASU 17 (Ewuosho 4). Blocked Shots: MSU 4 (Peters 2), ASU 1 (B. Johnson). Steals: MSU 7 (Q. W'Spoon, Stapleton 2), ASU 6 (Ewuosho 2). Officials: Terry Moore, Don Daily, Ken Washington. Attendance: 6,811.*

**Game 2 — Nov. 18, 2017**

**Mississippi State 79**  
**Florida A&M 48**

*Humphrey Coliseum • Starkville, MS*

**Florida A&M**

Player	FG	3FG	FT	RB	PF	PT	A	Min
Williams f	5-20	0-2	4-6	8	3	14	0	35
Martin c	3-6	0-0	1-2	5	1	7	0	33
Mayes g	0-1	0-1	0-0	2	1	0	2	21
Myles g	0-2	0-0	0-0	2	1	0	0	4
Barham g	5-15	3-9	2-2	5	1	15	0	34
Severado	0-2	0-0	0-0	5	1	0	1	19
Reaves	2-5	1-3	0-0	1	2	5	2	16
Bowman	0-1	0-1	0-0	1	0	0	1	5
Core	2-4	1-1	0-0	3	0	5	0	12
Harrell	1-5	0-0	0-2	4	0	2	0	13
Ravenel	0-3	0-2	0-0	2	1	0	0	8
<b>TOTALS</b>	<b>18-64</b>	<b>5-19</b>	<b>7-12</b>	<b>42</b>	<b>11</b>	<b>48</b>	<b>6</b>	<b>200</b>

**Mississippi State**

Player	FG	3FG	FT	RB	PF	PT	A	Min
Ado f	6-7	0-0	0-0	8	1	12	0	23
Holman f	2-2	1-1	0-0	6	1	5	0	18
N. W'Spoon g	5-10	1-3	1-3	5	1	12	5	32
Peters g	5-12	1-7	1-1	1	3	12	5	23
Q. W'Spoon g	5-9	1-4	1-2	6	1	12	4	31
Storm	0-0	0-0	0-0	1	0	0	0	3
Clayton	0-0	0-0	0-0	0	0	0	0	2
Davis	0-2	0-1	0-0	0	1	0	0	3
Singleton	2-3	0-1	0-0	0	0	4	1	5
Gray	1-1	1-1	0-0	0	1	3	0	3
Feazzell	1-2	0-1	0-0	5	1	2	0	7
Carter	4-10	2-5	0-0	0	0	10	2	23
Herard	0-1	0-0	0-0	1	0	0	0	14
Datcher	2-3	0-0	3-3	3	1	7	2	13
<b>TOTALS</b>	<b>33-62</b>	<b>7-24</b>	<b>6-9</b>	<b>38</b>	<b>11</b>	<b>79</b>	<b>19</b>	<b>200</b>

*Halftime: MSU 28, FAMU 17. FG%: MSU 53.2%, FAMU 28.1%. 3FG%: MSU 29.2%, FAMU 26.3%. FT%: MSU 66.7%, FAMU 58.3%. Turnovers: MSU 17 (Q. W'Spoon 4), FAMU 24 (Williams 7). Blocked Shots: MSU 13 (Ado 3), FAMU 2 (Martin 2). Steals: MSU 9 (Peters 4), FAMU 4 (Four players with 1). Officials: Anthony Jordan, Jason Baker, Erroll Lewis. Attendance: 6,132.*

**Game 3 — Nov. 20, 2017**

**Mississippi State 77**  
**Green Bay 68**

*Humphrey Coliseum • Starkville, MS*

**Green Bay**

Player	FG	3FG	FT	RB	PF	PT	A	Min
Jesperson f	2-6	1-4	0-0	5	4	5	2	25
Small g	3-6	1-2	8-10	7	3	15	1	34
Bell g	2-6	1-2	0-0	2	0	5	0	12
Hankerson g	4-6	0-1	2-2	4	3	10	1	25
Crisk c	0-4	0-3	0-0	5	3	0	5	20
Parham	4-9	3-5	4-6	2	1	15	1	22
Pipes	0-4	0-1	0-0	2	1	0	2	15
Bains	0-0	0-0	0-2	1	0	0	0	6
Patterson	3-6	0-0	3-4	3	3	9	0	21
Chevalier	3-7	3-6	0-0	3	1	9	0	20
<b>TOTALS</b>	<b>21-54</b>	<b>9-24</b>	<b>17-24</b>	<b>36</b>	<b>19</b>	<b>68</b>	<b>12</b>	<b>200</b>

**Mississippi State**

Player	FG	3FG	FT	RB	PF	PT	A	Min
Ado f	4-8	0-0	4-5	11	4	12	1	24
Holman f	5-7	1-2	2-3	5	3	13	1	23
N. W'Spoon g	3-7	1-3	3-4	5	3	10	4	28
Peters g	6-15	1-7	5-6	0	18	2	29	
Q. W'Spoon g	1-8	0-5	0-0	3	2	2	4	28
Wright	4-6	0-2	0-0	4	2	8	1	17
Feazzell	1-3	0-0	0-0	1	1	2	0	7
Carter	2-6	0-4	2-2	0	1	6	0	19
Herard	1-1	0-0	0-1	3	2	2	0	6
Datcher	2-2	0-0	0-0	6	1	4	0	19
<b>TOTALS</b>	<b>29-63</b>	<b>3-23</b>	<b>16-21</b>	<b>39</b>	<b>19</b>	<b>77</b>	<b>13</b>	<b>200</b>

*Halftime: MSU 40, GB 32. FG%: MSU 46.0%, GB 38.9%. 3FG%: MSU 13.0%, GB 37.5%. FT%: MSU 76.2%, GB 70.8%. Turnovers: MSU 14 (N. W'Spoon, Peters 3), GB 19 (Small 4). Blocked Shots: MSU 6 (Datcher 3), GB 0. Steals: MSU 6 (Peters 3), GB 3 (Five players with 1). Officials: Karl Hess, Jeffery Clark, Rob Rorke. Attendance: 6,359.*

**Game 4 — Nov. 22, 2017**

**Mississippi State 80**  
**Stephen F. Austin 75**

*Humphrey Coliseum • Starkville, MS*

**Stephen F. Austin**

Player	FG	3FG	FT	RB	PF	PT	A	Min
Gilmore III f	3-9	0-2	6-6	5	5	12	2	28
Holyfield f	6-13	3-6	4-4	8	4	19	0	35
Augustin g	2-5	0-2	0-0	0	4	4	2	26
Harris g	0-6	3-2	4-2	4	2	2	1	21
Canete g	5-9	3-6	2-2	4	5	15	0	21
Bogues	8-19	2-6	2-2	2	1	20	0	33
Comeaux	0-3	0-1	0-2	3	3	0	1	17
Nieminen	1-2	1-1	0-0	1	3	3	1	16
Grujic	0-1	0-0	0-0	0	0	0	0	3
<b>TOTALS</b>	<b>25-67</b>	<b>9-27</b>	<b>16-18</b>	<b>31</b>	<b>27</b>	<b>75</b>	<b>7</b>	<b>200</b>

**Mississippi State**

Player	FG	3FG	FT	RB	PF	PT	A	Min
Ado f	2-2	0-0	0-2	4	0	4	0	28
Holman f	3-3	1-1	3-3	7	3	10	2	34
N. W'Spoon g	4-9	3-6	4-5	0	2	15	3	27
Q. W'Spoon g	4-8	1-4	11-14	7	3	20	6	34
Carter	9-14	1-6	6-7	6	2	25	3	32
Wright	0-3	0-1	0-0	2	1	0	0	17
Herard	0-0	0-0	0-0	2	0	0	0	6
Datcher	2-4	0-0	2-4	3	4	6	0	22
<b>TOTALS</b>	<b>24-43</b>	<b>6-18</b>	<b>26-35</b>	<b>35</b>	<b>15</b>	<b>80</b>	<b>14</b>	<b>200</b>

*Halftime: SFA 40, MSU 32. FG%: MSU 55.8%, SFA 37.3%. 3FG%: MSU 33.3%, SFA 33.3%. FT%: MSU 74.3%, SFA 88.9%. Turnovers: MSU 19 (Ado 6), SFA 12 (Holyfield 4). Blocked Shots: MSU 10 (Ado 5), SFA 2 (Holyfield 2). Steals: MSU 4 (Q. W'Spoon 2), SFA 8 (Augustin, Bogues 3). Officials: Don Daily, Todd Austin, Nathan Bemis. Attendance: 7,687.*





Game 5 — Nov. 26, 2017

Mississippi State 87
Jacksonville State 73

Humphrey Coliseum • Starkville, MS

Jacksonville State

Table with columns: Player, FG, 3FG, FT, RB, PF, PT, A, Min. Rows include Cunningham, Giga, Gregory, Drumwright, Spears, Dunlap, Edwards, Burnett, Hunter, Martin, and TOTALS.

Mississippi State

Table with columns: Player, FG, 3FG, FT, RB, PF, PT, A, Min. Rows include Ado, Holman, N. W'spoon, Q. W'spoon, Carter, Wright, Stapleton, Feazell, Herard, Datcher, and TOTALS.

Halftime: JSU 29, MSU 25. FG%: MSU 44.6%, JSU 38.6%. 3FG%: MSU 22.2%, JSU 31.6%. FT%: MSU 38.5%, JSU 100.0%. Turnovers: MSU 12 (Ado, Q. W'spoon 4), JSU 10 (Cunningham 4). Blocked Shots: MSU 5 (Ado 3), JSU 2 (Cunningham, Burnett 1). Steals: MSU 2 (Ado, Carter 1), JSU 3 (Three players with 1). Officials: Orlandois Poole, Kipp Kissingner, John Gaffney. Attendance: 6,034.

Game 6 — Nov. 30, 2017

Mississippi State 83
North Dakota State 59

Humphrey Coliseum • Starkville, MS

North Dakota State

Table with columns: Player, FG, 3FG, FT, RB, PF, PT, A, Min. Rows include Eliason, Miller, Samuelson, Jacobson, Ward, Van Dulm, Quayle, Hunter, Geu, Kreuser, and TOTALS.

Mississippi State

Table with columns: Player, FG, 3FG, FT, RB, PF, PT, A, Min. Rows include Ado, Holman, N. W'spoon, Q. W'spoon, Carter, Wright, Stapleton, Storm, Davis, Singleton, Feazell, Herard, and TOTALS.

Halftime: MSU 29, NDSU 24. FG%: MSU 51.7%, NDSU 38.6%. 3FG%: MSU 43.5%, NDSU 28.6%. FT%: MSU 64.7%, NDSU 62.5%. Turnovers: MSU 12 (Ado 4), NDSU 14 (Kreuser 4). Blocked Shots: MSU 1 (Stapleton), NDSU 0. Steals: MSU 8 (Stapleton 3), NDSU 3 (Three players with 1). Officials: Doug Shows, Tony Henderson, Bart Lenox. Attendance: 5,831.

Game 7 — Dec. 3, 2017

Mississippi State 61
Dayton 59

Humphrey Coliseum • Starkville, MS

Dayton

Table with columns: Player, FG, 3FG, FT, RB, PF, PT, A, Min. Rows include Cunningham, Antetokounmpo, D. Davis, Landers, Crutcher, J. Davis, Svoboda, Pierce, Crosby, and TOTALS.

Mississippi State

Table with columns: Player, FG, 3FG, FT, RB, PF, PT, A, Min. Rows include Ado, Holman, N. W'spoon, Q. W'spoon, Carter, Peters, Stapleton, Feazell, Herard, and TOTALS.

Halftime: MSU 35, UD 20. FG%: MSU 48.0%, UD 45.7%. 3FG%: MSU 32.1%, UD 32.0%. FT%: MSU 57.1%, UD 56.3%. Turnovers: MSU 24 (Q. W'spoon, Carter 5), UD 26 (Three players with 5). Blocked Shots: MSU 5 (Holman, Q. W'spoon 2), UD (Antetokounmpo, Landers 1). Steals: MSU 13 (Three players with 3), UD 14 (Davis 4). Officials: Anthony Jordan, Chuck Jones, Garrick Shannon. Attendance: 7,539.

Game 8 — Dec. 9, 2017

Mississippi State 95
North Georgia 62

Humphrey Coliseum • Starkville, MS

North Georgia

Table with columns: Player, FG, 3FG, FT, RB, PF, PT, A, Min. Rows include Fuzak, Olatunji, Tshimanga, Cantrell, Smith, Cotter, Poitier, Dominy, Dean, Howard, Watson, and TOTALS.

Mississippi State

Table with columns: Player, FG, 3FG, FT, RB, PF, PT, A, Min. Rows include Ado, Holman, N. W'spoon, Q. W'spoon, Carter, Peters, Stapleton, Storm, Clayton, Davis, Singleton, Gray, Feazell, Herard, Datcher, and TOTALS.

Halftime: MSU 53, NG 26. FG%: MSU 50.0%, NG 38.0%. 3FG%: MSU 43.3%, NG 29.6%. FT%: MSU 100.0%, NG 0.0%. Turnovers: MSU 10 (Ado 3), NG 16 (Tshimanga 5). Blocked Shots: MSU 9 (Ado 4), NG 3 (Olatunji 2). Steals: MSU 8 (N. W'spoon, Q. W'spoon 2), NG 5 (Tshimanga 2). Officials: Joe Lindsay, Chuck Jones, Jason Baker. Attendance: 6,613.



**Game 9 — Dec. 12, 2017**

**Cincinnati** 65  
**Mississippi State** 50

*BB&T Arena • Highland Heights, KY*

Mississippi State									
Player	FG	3FG	FT	RB	PF	PT	A	Min	
Ado	f 0-1	0-0	0-0	4	1	0	0	27	
Holman	f 7-12	3-3	1-2	10	1	18	1	26	
N. W'spoon	g 6-11	0-1	0-0	1	2	12	2	26	
Q. W'spoon	g 3-12	1-3	5-6	7	3	12	3	34	
Carter	g 3-7	2-5	0-0	0	1	8	1	23	
Peters	0-11	0-7	0-0	1	4	0	2	21	
Wright	0-3	0-1	0-0	3	2	0	0	16	
Stapleton	0-4	0-1	0-0	1	2	0	0	12	
Fezell	0-1	0-0	0-0	0	0	0	0	2	
Herard	0-0	0-0	0-0	3	0	0	0	9	
Datcher	0-0	0-0	0-0	0	0	0	0	4	
<b>TOTALS</b>	<b>19-63</b>	<b>6-21</b>	<b>6-8</b>	<b>38</b>	<b>16</b>	<b>50</b>	<b>9</b>	<b>200</b>	

Cincinnati									
Player	FG	3FG	FT	RB	PF	PT	A	Min	
Clark	f 2-6	1-3	4-4	13	3	9	4	34	
Washington	f 8-15	0-1	0-0	5	1	16	1	31	
Evans	g 7-13	4-7	6-6	8	2	24	2	35	
Jenifer	g 1-3	1-1	0-0	0	1	3	3	19	
Cumberland	g 1-8	1-4	4-6	5	0	7	3	30	
Williams	g 2-4	0-2	0-0	1	1	4	0	13	
Moore	0-1	0-1	0-0	0	1	0	0	3	
Scott	0-0	0-0	0-0	0	1	0	1	6	
Broome	1-4	0-1	0-0	0	1	2	4	20	
Diarra	0-0	0-0	0-0	0	0	0	0	1	
Brooks	0-0	0-0	0-0	1	0	0	0	8	
<b>TOTALS</b>	<b>22-54</b>	<b>7-20</b>	<b>14-16</b>	<b>37</b>	<b>11</b>	<b>65</b>	<b>18</b>	<b>200</b>	

*Halftime: UC 35, MSU 25. FG%: MSU 30.2%, UC 40.7%. 3FG%: MSU 28.6%, UC 35.0%. FT%: MSU 75.0%, UC 87.5%. Turnovers: MSU 16 (Peters 6), UC 14 (Clark 4). Blocked Shots: MSU 4 (Ado 3), UC 11 (Clark 5). Steals: MSU 9 (Ado 4), UC 5 (Clark, Broome 2). Officials: Doug Simons, Ted Valentine, Pat Adams. Attendance: 8,128.*

**Game 10 — Dec. 16, 2017**

**Mississippi State** 92  
**UT Martin** 61

*Humphrey Coliseum • Starkville, MS*

UT Martin									
Player	FG	3FG	FT	RB	PF	PT	A	Min	
Lewis	f 2-10	0-2	0-0	4	4	4	0	25	
Parker	c 1-1	0-0	0-0	3	3	2	1	15	
Butler	g 9-21	4-12	0-0	5	2	22	3	40	
Bogan	g 4-7	2-4	0-0	5	4	10	3	30	
Hewitt	g 0-1	0-1	0-0	2	0	0	0	9	
Thompson	2-6	2-4	0-0	2	1	6	2	20	
Fofana	0-2	0-0	0-0	2	1	0	1	11	
Williams	2-5	0-2	0-0	0	2	4	1	18	
Beaufort	2-6	1-3	1-2	1	1	6	0	13	
Gill	2-6	0-0	3-4	3	3	7	2	19	
<b>TOTALS</b>	<b>24-65</b>	<b>9-28</b>	<b>4-6</b>	<b>29</b>	<b>21</b>	<b>61</b>	<b>13</b>	<b>200</b>	

Mississippi State									
Player	FG	3FG	FT	RB	PF	PT	A	Min	
Ado	f 2-5	0-0	2-3	12	0	6	0	26	
Holman	f 9-12	2-4	1-3	12	1	21	1	21	
N. W'spoon	g 4-7	3-4	0-0	4	1	11	1	26	
Q. W'spoon	g 6-10	1-4	8-9	8	1	21	7	24	
Carter	g 1-8	0-7	0-0	0	0	2	7	21	
Peters	3-7	3-7	0-0	3	0	9	2	21	
Wright	3-7	1-3	2-3	2	2	9	1	15	
Stapleton	4-7	1-3	0-0	3	4	9	1	16	
Storm	0-1	0-1	0-0	1	0	0	0	3	
Davis	0-0	0-0	0-0	0	0	0	0	3	
Singleton	1-1	0-0	0-0	1	0	2	0	3	
Fezell	1-1	0-0	0-1	3	0	2	0	7	
Herard	0-1	0-0	0-2	2	1	0	0	9	
Datcher	0-0	0-0	0-0	1	0	0	1	5	
<b>TOTALS</b>	<b>34-67</b>	<b>11-33</b>	<b>13-21</b>	<b>53</b>	<b>10</b>	<b>92</b>	<b>21</b>	<b>200</b>	

*Halftime: MSU 39, UTM 33. FG%: MSU 50.7%, UTM 36.9%. 3FG%: MSU 33.3%, UTM 32.1%. FT%: MSU 61.9%, UTM 66.7%. Turnovers: MSU 12 (Four players with 2), UTM 14 (Lewis, Gill 3). Blocked Shots: MSU 5 (Ado 3), UTM 0. Steals: MSU 8 (Q. W'spoon 4), UTM 4 (Butler 2). Officials: Joe Lindsay, Tim Gattis, Will Howard. Attendance: 6,709.*

**Game 11 — Dec. 20, 2017**

**Mississippi State** 64  
**Little Rock** 48

*Humphrey Coliseum • Starkville, MS*

Little Rock									
Player	FG	3FG	FT	RB	PF	PT	A	Min	
O. Black	f 3-5	0-0	0-0	5	2	6	2	30	
Hadzic	f 4-7	1-4	0-0	2	4	9	0	20	
Jones	f 1-8	0-1	0-0	4	1	2	2	25	
Lottie	g 1-4	0-1	2-2	5	1	4	1	29	
A. Black	g 3-10	1-7	0-1	3	4	7	1	30	
Pippins	3-8	1-3	0-1	1	4	7	0	21	
Corcoran	1-1	1-1	0-0	0	0	3	0	7	
Carson	0-0	0-0	0-0	0	0	0	0	1	
Gilmore	0-1	0-0	0-0	0	0	0	0	2	
Mompremier	0-3	0-1	0-0	0	2	0	0	14	
Marcus	3-3	0-0	0-2	4	3	6	1	13	
Brady	1-3	0-2	2-2	2	0	4	0	5	
Bankston	0-1	0-0	0-2	3	0	0	0	3	
<b>TOTALS</b>	<b>20-54</b>	<b>4-20</b>	<b>4-10</b>	<b>35</b>	<b>21</b>	<b>48</b>	<b>7</b>	<b>200</b>	

Mississippi State									
Player	FG	3FG	FT	RB	PF	PT	A	Min	
Ado	f 2-3	0-0	2-4	13	2	6	1	28	
Holman	f 3-8	0-2	4-8	5	1	10	1	20	
N. W'spoon	g 3-9	2-5	0-0	4	2	8	1	23	
Q. W'spoon	g 7-11	1-3	6-6	8	1	21	3	26	
Carter	g 3-7	1-4	0-0	0	0	7	1	24	
Peters	0-4	0-4	0-2	3	2	0	4	24	
Wright	2-5	1-3	2-5	3	0	7	0	19	
Stapleton	1-5	1-3	1-1	2	2	3	0	21	
Storm	0-1	0-1	0-0	0	0	0	0	1	
Singleton	0-0	0-0	0-1	0	0	0	0	1	
Fezell	1-3	0-0	0-1	1	2	0	0	10	
Herard	0-0	0-0	0-0	2	0	0	0	1	
Datcher	0-0	0-0	0-0	1	2	0	0	2	
<b>TOTALS</b>	<b>22-56</b>	<b>5-25</b>	<b>15-27</b>	<b>40</b>	<b>15</b>	<b>64</b>	<b>11</b>	<b>200</b>	

*Halftime: MSU 26, UALR 23. FG%: MSU 39.3%, UALR 37.0%. 3FG%: MSU 20.0%, UALR 20.0%. FT%: MSU 55.6%, UALR 40.0%. Turnovers: MSU 12 (Holman, Q. W'spoon 2), UALR 21 (Lottie 6). Blocked Shots: MSU 7 (Ado 3), UALR 0. Steals: MSU 11 (Four players with 2), UALR 5 (Marcus 2). Officials: Karl Hess, Mike Nance, Lamar Simpson. Attendance: 7,156.*

**Game 12 — Dec. 23, 2017**

**Mississippi State** 70  
**Southern Miss** 64

*Humphrey Coliseum • Jackson, MS*

Mississippi State									
Player	FG	3FG	FT	RB	PF	PT	A	Min	
Ado	f 3-4	0-0	2-5	5	4	8	3	27	
Holman	f 3-5	1-1	3-4	6	0	10	0	24	
N. W'spoon	g 2-4	1-2	5-7	3	2	10	0	29	
Q. W'spoon	g 2-5	0-3	3-6	4	3	7	4	31	
Carter	g 2-5	1-3	2-2	3	0	7	2	22	
Peters	4-10	0-4	2-5	3	0	10	3	19	
Wright	1-2	0-0	0-0	2	1	2	2	16	
Stapleton	4-7	4-7	0-0	3	2	12	1	23	
Datcher	2-2	0-0	0-0	3	2	4	0	9	
<b>TOTALS</b>	<b>23-44</b>	<b>7-20</b>	<b>17-29</b>	<b>35</b>	<b>14</b>	<b>70</b>	<b>15</b>	<b>200</b>	

Southern Miss									
Player	FG	3FG	FT	RB	PF	PT	A	Min	
Davis	f 2-3	1-1	2-2	4	2	7	1	20	
MaGee	g 2-8	2-6	2-2	4	4	8	4	20	
Edwards	g 9-17	3-6	1-2	7	2	22	0	38	
Griffin	g 4-12	0-4	1-2	5	5	9	5	39	
Holland	g 3-8	3-7	2-3	0	4	11	1	38	
Richardson	0-4	0-1	0-0	1	1	0	4	23	
Rowe	3-4	0-0	1-3	6	3	7	0	18	
Hampton	0-1	0-1	0-0	2	0	0	0	4	
<b>TOTALS</b>	<b>23-57</b>	<b>9-26</b>	<b>9-14</b>	<b>30</b>	<b>21</b>	<b>64</b>	<b>15</b>	<b>200</b>	

*Halftime: MSU 36, USM 27. FG%: MSU 52.3%, USM 40.4%. 3FG%: MSU 35.0%, USM 34.6%. FT%: MSU 58.6%, USM 64.3%. Turnovers: MSU 15 (Ado 5), USM 9 (Three players with 2). Blocked Shots: MSU 4 (Four players with 4), USM 1 (Rowe). Steals: MSU 3 (Three players with 1), USM 6 (Edwards 4). Officials: Tim Gattis Orlando Poole, Marques Pettigrew. Attendance: 4,028.*



Game 13 — Dec. 30, 2017

Mississippi State 68  
North Florida 58

Humphrey Coliseum • Starkville, MS

North Florida

Player	FG	3FG	FT	RB	PF	PT	A	Min
f 2-8	0-3	0-0	3	3	4	1		26
Aminu	f 4-10	0-2	5-6	3	1	13	1	29
Escobar	g 5-10	4-7	0-0	1	2	14	0	23
Burkhardt	g 3-4	3-4	0-1	3	0	9	1	20
G.-Rosa	g 3-9	3-7	3-4	1	0	12	7	30
Lambright	g 0-3	0-2	0-0	0	0	0	0	4
Coffey II	1-3	1-1	0-0	0	2	3	0	17
Day	6-12	0-2	5-6	4	3	17	0	23
Haid	0-0	0-0	0-0	1	0	0	0	3
Driscoll	0-0	0-0	0-0	0	0	0	0	2
Blount	3-4	1-1	2-2	2	2	9	2	23
<b>TOTALS</b>	<b>27-63</b>	<b>12-29</b>	<b>15-19</b>	<b>21</b>	<b>13</b>	<b>81</b>	<b>12</b>	<b>200</b>

Mississippi State

Player	FG	3FG	FT	RB	PF	PT	A	Min
f 2-3	0-0	1-6	9	3	5	0	0	27
Holman	f 10-12	1-2	2-2	4	3	23	1	18
N. W'spoon	g 3-5	0-1	5-6	6	0	11	4	27
Q. W'spoon	g 7-10	2-3	2-2	6	3	18	6	27
Carter	g 4-6	1-2	2-2	3	0	11	1	24
Peters	1-4	0-2	0-0	2	3	2	4	15
Wright	3-7	0-2	0-0	5	1	6	4	21
Stapleton	6-10	3-5	1-1	2	2	16	3	18
Storm	0-0	0-0	0-0	1	0	0	0	2
Davis	0-2	0-0	0-0	0	0	0	1	2
Singleton	1-1	0-0	0-0	0	0	2	0	2
Feazell	4-7	0-1	1-1	3	2	9	0	7
Datcher	3-4	0-0	0-0	3	4	6	0	10
<b>TOTALS</b>	<b>44-71</b>	<b>7-18</b>	<b>14-20</b>	<b>46</b>	<b>21</b>	<b>109</b>	<b>24</b>	<b>200</b>

Halftime: MSU 47, UNF 43. FG%: MSU 62.0%, UNF 42.9%. 3FG%: MSU 38.9%, UNF 41.4%. FT%: MSU 70.0%, UNF 78.9%. Turnovers: MSU 14 (3 players with 3), UNF 14 (Gandia-Rosa 5). Blocked Shots: MSU 5 (Ado 2), UNF 3 (3 players with 1). Steals: MSU 7 (Stapleton 2), UNF 4 (Day 2). Officials: Bart Lenox, Mike Nance, Tim Pettis. Attendance: 7,764.

Game 14 — Jan. 2, 2018

Mississippi State 95  
Arkansas 78

Humphrey Coliseum • Starkville, MS

Arkansas

Player	FG	3FG	FT	RB	PF	PT	A	Min
f 8-11	0-0	1-3	5	3	17	2		32
Thomas	f 0-2	0-0	0-0	5	2	0	4	18
Barford	g 4-15	0-6	3-4	7	4	11	5	38
Macon	g 9-12	9-7	1-3	5	2	24	2	37
Beard	g 4-7	1-2	0-0	1	2	9	3	29
Thompson	0-1	0-0	0-0	4	3	0	1	8
Bailey	5-7	0-0	0-2	6	5	10	0	18
Cook	1-3	0-0	0-0	0	2	2	0	4
Hall	1-2	0-0	0-0	3	1	2	0	6
Jones	0-2	0-0	0-0	1	2	0	0	20
<b>TOTALS</b>	<b>32-62</b>	<b>6-15</b>	<b>5-12</b>	<b>39</b>	<b>26</b>	<b>75</b>	<b>17</b>	<b>200</b>

Mississippi State

Player	FG	3FG	FT	RB	PF	PT	A	Min
f 3-3	0-0	2-9	9	2	8	0	0	34
Holman	f 1-8	0-4	2-2	5	2	4	0	20
N. W'spoon	g 7-10	1-3	7-10	4	1	22	2	33
Q. W'spoon	g 7-13	2-4	6-8	7	4	22	2	33
Carter	g 2-7	1-5	2-3	4	0	7	1	21
Peters	4-9	0-3	1-2	2	1	9	3	23
Wright	0-4	0-0	0-0	0	0	0	0	10
Stapleton	1-4	0-2	4-6	4	1	6	1	20
Datcher	0-1	0-0	0-0	1	0	0	0	6
<b>TOTALS</b>	<b>25-59</b>	<b>4-21</b>	<b>24-40</b>	<b>39</b>	<b>11</b>	<b>78</b>	<b>9</b>	<b>200</b>

Halftime: MSU 32, AR 28. FG%: MSU 42.4%, AR 51.6%. 3FG%: MSU 19.0%, AR 40.0%. FT%: MSU 60.0%, AR 41.7%. Turnovers: MSU 7 (Q. W'spoon 2), AR 13 (Gafford 3). Blocked Shots: MSU 8 (Ado 4), AR 3 (Thompson 2). Steals: MSU 8 (Q. W'spoon 3), AR 3 (Beard 2). Officials: Joe Lindsay, Orlando Poole, Ron Groover. Attendance: 6,324.

Game 15 — Jan. 6, 2018

Ole Miss 84  
Mississippi State 78

The Pavilion • Oxford, MS

Mississippi State

Player	FG	3FG	FT	RB	PF	PT	A	Min
f 2-5	0-0	1-2	4	4	5	0	0	17
Holman	f 3-6	2-4	1-2	5	0	9	3	22
N. W'spoon	g 3-10	0-3	3-6	2	3	9	3	30
Q. W'spoon	g 3-12	0-2	1-2	3	2	7	3	30
Carter	g 2-5	0-3	1-2	1	1	5	2	15
Peters	3-10	1-4	0-1	4	4	7	3	24
Wright	2-4	1-2	0-0	8	2	5	1	21
Stapleton	2-9	1-5	2-2	9	3	7	1	26
Feazell	0-0	0-0	0-0	0	0	0	0	1
Datcher	2-2	0-0	0-0	2	2	4	0	13
<b>TOTALS</b>	<b>22-63</b>	<b>5-23</b>	<b>9-17</b>	<b>45</b>	<b>21</b>	<b>58</b>	<b>13</b>	<b>200</b>

Ole Miss

Player	FG	3FG	FT	RB	PF	PT	A	Min
f 0-3	0-0	0-0	5	4	0	0	0	17
Stevens	f 2-5	1-2	2-2	5	1	7	2	26
Shuler	g 4-8	1-5	1-2	1	1	10	1	24
Davis	g 1-13	0-8	0-2	5	0	2	0	21
Tyree	6-12	2-4	2-4	2	3	16	2	25
Burnett	6-10	3-4	6-8	5	2	21	3	32
Crawford	1-4	0-2	4-4	4	0	6	2	28
Olejniczak	1-3	0-0	0-0	5	3	2	0	14
Furmanavičius	0-4	0-0	2	0	0	13	0	13
<b>TOTALS</b>	<b>21-62</b>	<b>7-28</b>	<b>15-22</b>	<b>41</b>	<b>14</b>	<b>64</b>	<b>10</b>	<b>200</b>

Halftime: MSU 34, OM 28. FG%: MSU 34.9%, OM 33.9%. 3FG%: MSU 21.7%, OM 25.0%. FT%: MSU 52.9%, OM 68.2%. Turnovers: MSU 14 (Q. W'spoon 5), OM 7 (Tyree, Burnett 2). Blocked Shots: MSU 4 (Holman 2), OM 5 (Five players with 1). Steals: MSU 4 (4 players with 1), OM 6 (Shuler 3). Officials: Tony Greene, Owen Shortt, Jason Baker. Attendance: 8,664.

Game 16 — Jan. 10, 2018

Florida 67  
Mississippi State 59

O'Connell Center • Gainesville, FL

Mississippi State

Player	FG	3FG	FT	RB	PF	PT	A	Min
f 6-8	0-0	0-0	10	3	12	1	0	24
Holman	f 3-4	0-0	1-1	4	5	7	0	16
N. W'spoon	g 2-9	0-2	3-4	1	2	7	3	32
Q. W'spoon	g 6-13	4-8	0-0	5	2	16	3	36
Carter	g 1-6	0-2	0-0	0	1	2	0	25
Peters	1-6	1-3	0-0	0	1	3	1	24
Wright	2-6	0-1	1-2	4	1	5	1	23
Feazell	0-1	0-0	0-0	4	0	0	0	11
Datcher	1-2	0-0	0-0	2	2	2	0	9
<b>TOTALS</b>	<b>22-55</b>	<b>5-16</b>	<b>5-7</b>	<b>31</b>	<b>17</b>	<b>54</b>	<b>9</b>	<b>200</b>

Florida

Player	FG	3FG	FT	RB	PF	PT	A	Min
f 2-3	0-0	2-3	7	0	6	0	0	28
Stone	f 4-9	1-4	1-1	8	1	10	0	30
Hudson	g 3-13	1-7	5-5	4	1	12	1	30
Koulechov	g 9-13	4-5	1-2	8	3	23	2	28
Allen	g 1-3	1-2	0-0	0	3	3	2	28
Okauru	1-2	0-0	1-2	2	0	3	1	19
Chiozza	3-10	2-5	2-3	1	0	10	7	28
Gak	1-2	0-0	0-0	1	1	2	0	5
Bassett	1-3	0-0	0-0	1	2	0	0	4
<b>TOTALS</b>	<b>25-28</b>	<b>9-23</b>	<b>12-16</b>	<b>38</b>	<b>11</b>	<b>71</b>	<b>13</b>	<b>200</b>

Halftime: UF 33, MSU 28. FG%: MSU 40.0%, UF 43.1%. 3FG%: MSU 31.3%, UF 39.1%. FT%: MSU 71.4%, UF 75.0%. Turnovers: MSU 16 (Q. W'spoon 5), UF 15 (Stone, Koulechov 4). Blocked Shots: MSU 2 (Ado, Wright 1), UF 4 (Hayes 3). Steals: MSU 5 (Q. W'spoon 2), UF 7 (Chiozza 3). Officials: Karl Hess, Byron Jarrett, Darron George. Attendance: 9,917.



Game 17 — Jan. 13, 2018

**Auburn** 76  
**Mississippi State** 68

Humphrey Coliseum • Starkville, MS

Auburn Player	FG	3FG	FT	RB	PF	PT	A	Min
McLemore	f 0-1	0-0	0-0	1	1	0	0	12
Harper	g 2-7	1-3	7-7	4	3	12	4	29
Brown	g 6-13	5-8	6-8	2	2	23	1	33
Heron	g 5-13	0-4	4-6	5	1	14	0	29
Murray	g 3-10	1-3	7-8	9	3	14	0	26
Spencer	0-2	0-0	1-2	5	3	1	2	25
Okeke	1-4	0-0	0-1	5	2	2	0	17
Mitchell	1-4	0-0	0-0	3	3	2	1	18
Dunbar	3-6	2-3	0-0	3	1	8	0	11
<b>TOTALS</b>	<b>21-60</b>	<b>9-21</b>	<b>25-32</b>	<b>39</b>	<b>19</b>	<b>76</b>	<b>8</b>	<b>200</b>

Mississippi State Player	FG	3FG	FT	RB	PF	PT	A	Min
Ado	f 4-5	0-0	2-4	11	3	10	0	31
Holman	f 4-9	1-3	2-2	6	3	11	0	29
N. W'spoon	g 3-10	0-3	4-6	3	4	10	3	28
Q. W'spoon	g 5-13	2-7	2-2	4	4	14	3	33
Carter	g 3-8	1-5	0-0	3	1	7	0	23
Peters	g 4-7	1-2	1-2	3	5	10	1	21
Wright	0-2	0-0	0-0	1	1	0	2	8
Stapleton	0-4	0-3	4-6	5	2	4	0	19
Datcher	1-1	0-0	0-0	1	1	2	1	8
<b>TOTALS</b>	<b>24-59</b>	<b>5-23</b>	<b>15-22</b>	<b>42</b>	<b>24</b>	<b>68</b>	<b>10</b>	<b>200</b>

Halftime: MSU 35, AU 24. FG%: MSU 40.7%, AU 35.0%. 3FG%: MSU 21.7%, AU 42.9%. FT%: MSU 68.2%, AU 78.1%. Turnovers: MSU 12 (Peter 4), AU 7 (Harper, Heron 2). Blocked Shots: MSU 8 (Ado, Holman 2), AU 3 (Three players with 1). Steals: MSU 3 (Ado 2), AU 7 (Murray 3). Officials: Pat Adams, Joe Lindsay, Wil Howard. Attendance: 8,443.

Game 18 — Jan. 16, 2018

**Mississippi State** 80  
**Vanderbilt** 62

Humphrey Coliseum • Starkville, MS

Vanderbilt Player	FG	3FG	FT	RB	PF	PT	A	Min
Roberson	f 5-10	0-4	0-1	2	4	10	2	26
Baptiste	c 1-3	0-0	0-0	2	2	2	0	12
Lee	g 2-6	0-3	2-2	5	1	6	4	28
Willis	g 3-8	2-6	0-0	0	0	8	0	26
Lachance	g 2-4	1-3	0-0	7	3	5	4	25
Toye	1-2	1-2	0-0	1	1	3	1	20
Austin	2-2	0-0	0-0	1	1	4	2	16
Evans	1-2	0-0	0-0	2	0	2	0	5
Brown	3-7	0-2	2-2	2	2	8	1	20
Obinna	6-9	0-0	2-4	4	1	14	0	22
<b>TOTALS</b>	<b>26-53</b>	<b>4-20</b>	<b>6-9</b>	<b>29</b>	<b>15</b>	<b>62</b>	<b>14</b>	<b>200</b>

Mississippi State Player	FG	3FG	FT	RB	PF	PT	A	Min
Ado	f 4-7	0-0	1-4	6	4	9	1	14
Holman	f 7-10	2-3	2-2	14	1	18	2	26
N. W'spoon	g 1-7	0-3	0-0	3	1	2	4	21
Q. W'spoon	g 8-12	1-3	2-3	4	2	19	4	28
Carter	g 3-8	2-4	1-1	5	2	9	2	30
Peters	3-8	1-3	3-4	1	0	10	5	22
Wright	2-3	0-0	1-1	1	1	5	2	21
Stapleton	3-9	2-4	0-0	0	0	8	0	24
Feazell	0-0	0-0	0-0	0	0	0	0	6
Datcher	0-0	0-0	0-0	1	0	0	0	8
<b>TOTALS</b>	<b>31-64</b>	<b>8-20</b>	<b>10-15</b>	<b>37</b>	<b>11</b>	<b>80</b>	<b>20</b>	<b>200</b>

Halftime: MSU 37, VU 25. FG%: MSU 48.4%, VU 49.1%. 3FG%: MSU 40.0%, VU 20.0%. FT%: MSU 66.7%, VU 66.7%. Turnovers: MSU 4 (Q. W'spoon 2), VU 10 (Roberson, Lee 2). Blocked Shots: MSU 5 (Holman 2), VU 3 (Brown 2). Steals: MSU 8 (Peters 3), VU 2 (Willis, Austin 1). Officials: Doug Shows, Orlando Poole, Terry Oglesby. Attendance: 6,633.

Game 19 — Jan. 20, 2018

**Alabama** 68  
**Missouri** 62

Coleman Coliseum • Tuscaloosa, AL

Mississippi State Player	FG	3FG	FT	RB	PF	PT	A	Min
Ado	f 5-8	0-0	1-1	4	4	11	0	20
Holman	f 3-5	1-1	4-5	10	3	11	0	28
N. W'spoon	g 2-9	1-4	2-2	1	2	7	1	25
Q. W'spoon	g 4-9	0-3	4-4	9	2	12	2	31
Carter	g 1-5	1-4	0-0	0	1	3	0	23
Peters	6-15	4-10	1-2	1	3	17	2	28
Wright	0-1	0-0	0-0	2	2	0	0	12
Feazell	0-2	0-1	0-0	1	1	0	0	13
Datcher	0-2	0-0	1-2	5	2	1	0	20
<b>TOTALS</b>	<b>21-56</b>	<b>7-23</b>	<b>13-16</b>	<b>38</b>	<b>20</b>	<b>62</b>	<b>5</b>	<b>200</b>

Alabama Player	FG	3FG	FT	RB	PF	PT	A	Min
Key	f 6-13	2-4	2-3	5	1	16	4	28
Giddens	c 5-7	0-0	3-6	4	4	13	1	22
Jones	g 3-8	0-1	0-0	5	1	6	0	30
Ingram	g 0-2	0-0	7-10	8	4	7	6	29
Petty	g 3-11	2-7	1-2	4	2	9	4	35
Hall	4-8	0-0	0-2	5	1	8	1	19
Reese	1-4	0-2	0-0	2	0	2	0	12
Johnson Jr.	2-3	1-2	0-0	1	1	5	0	16
Smith	1-4	0-0	0-0	3	3	2	0	9
<b>TOTALS</b>	<b>25-60</b>	<b>5-16</b>	<b>13-23</b>	<b>40</b>	<b>17</b>	<b>68</b>	<b>16</b>	<b>200</b>

Halftime: MSU 22, UA 41. FG%: MSU 37.5%, UA 41.7%. 3FG%: MSU 30.4%, UA 31.3%. FT%: MSU 81.3%, UA 56.5%. Turnovers: MSU 16 (Q. W'spoon 5), UA 11 (Ingram 3). Blocked Shots: MSU 1 (Ado 1), UA 6 (Giddens 3). Steals: 7 (Peters 3), UA 7 (Key 3). Officials: Tony Henderson, Owen Shortt, Gerald Williams. Attendance: 15,363.

Game 20 — Jan. 23, 2018

**Kentucky** 78  
**Mississippi State** 65

Coleman Coliseum • Lexington, KY

Mississippi State Player	FG	3FG	FT	RB	PF	PT	A	Min
Ado	f 0-4	0-0	2-3	5	1	1	0	31
Holman	f 3-6	0-3	0-0	6	4	6	0	20
N. W'spoon	g 4-8	1-3	1-2	4	2	10	0	22
Peters	g 4-11	1-5	0-0	0	3	9	5	33
Q. W'spoon	g 8-16	1-5	2-2	9	3	19	6	31
Wright	1-2	0-1	2-2	1	1	4	1	11
Stapleton	3-6	0-2	0-0	2	5	6	2	21
Feazell	0-0	0-0	0-0	0	0	0	0	3
Carter	2-11	2-10	1-1	1	2	7	2	21
Datcher	1-3	0-0	0-0	1	2	2	0	6
<b>TOTALS</b>	<b>26-67</b>	<b>5-29</b>	<b>8-10</b>	<b>31</b>	<b>23</b>	<b>65</b>	<b>16</b>	<b>200</b>

Kentucky Player	FG	3FG	FT	RB	PF	PT	A	Min
Richards	f 0-1	0-0	0-0	1	0	0	0	11
Knox	f 5-6	4-4	5-6	6	1	19	1	36
Washington	f 6-10	0-2	10-14	6	2	22	2	31
Diallo	g 3-8	0-2	0-1	7	2	6	2	27
Alexander	g 6-15	0-3	4-4	4	1	16	6	35
Green	0-2	0-1	4-4	0	1	4	0	20
Killeya-Jones	1-3	0-0	0-1	3	0	2	0	10
Vanderbilt	1-7	0-0	0-0	7	2	2	0	11
Gabriel	3-6	1-2	0-0	6	4	7	0	19
<b>TOTALS</b>	<b>25-58</b>	<b>5-14</b>	<b>23-30</b>	<b>41</b>	<b>13</b>	<b>78</b>	<b>11</b>	<b>200</b>

Halftime: MSU 36, UK 38. FG%: MSU 38.8%, UK 43.1%. 3FG%: MSU 17.2%, UK 35.7%. FT%: MSU 80.0%, UK 76.7%. Turnovers: MSU 11 (Five players with 2), UK 11 (Knox 4). Blocked Shots: 4 (Holman 3), UK 5 (Washington, Diallo 2). Steals: MSU 5 (Carter 2), UK 7 (Washington 3). Officials: Pat Adams, Karl Hess, Vladimir Voyard-Tadai. Attendance: 20,609.



Game 21 — Jan. 27, 2018

Mississippi State 74
Missouri 62

Humphrey Coliseum • Starkville, Miss.

Missouri

Table with columns: Player, FG, 3FG, FT, RB, PF, PT, A, Min. Rows include Porter, Barnett, Tilmon, Robertson, Geist, Rau, Nikko, Puryear, VanLeer, and TOTALS.

Mississippi State

Table with columns: Player, FG, 3FG, FT, RB, PF, PT, A, Min. Rows include Ado, Holman, N. W.Spoon, Peters, Q. W.Spoon, Wright, Stapleton, Carter, Datcher, and TOTALS.

Halftime: MSU 31, MIZ 31. FG%: MSU 54.7%, MIZ 45.6%. 3FG%: MSU 37.5%, MIZ 27.3%. FT%: MSU 71.4%, MIZ 50.0%. Turnovers: MSU 15 (Three players with 3), MIZ 19 (Porter, Tilmon 4). Blocked Shots: MSU 7 (Stapleton 3), MIZ 3 (Tilmon 2). Steals: MSU 10 (Q. W.Spoon 3), MIZ 4 (Barnett 2). Officials: Anthony Jordan, Brian Shay, Rob Rorke. Attendance: 7,169.

Game 22 — Jan. 31, 2018

Mississippi State 81
South Carolina 76

Colonial Life Arena • Columbia South Carolina

Mississippi State

Table with columns: Player, FG, 3FG, FT, RB, PF, PT, A, Min. Rows include Ado, Holman, N. W.Spoon, Peters, Q. W.Spoon, Wright, Stapleton, Feazzell, Carter, Datcher, and TOTALS.

South Carolina

Table with columns: Player, FG, 3FG, FT, RB, PF, PT, A, Min. Rows include Kotsar, Silva, Booker, Myers, Hinson, Beatty, Gravett, Gueye, Haase, and TOTALS.

Halftime: MSU 37, USC 36. FG%: MSU 51.7%, USC 40.0%. 3FG%: MSU 36.8%, USC 29.2%. FT%: MSU 93.3%, USC 77.8%. Turnovers: MSU 14 (Q. W.Spoon 5), USC 13 (Myers 5). Blocked Shots: MSU 6 (Ado 4), USC 2 (Kotsar, Gravett 1). Steals: MSU 7 (Carter 3), USC 5 (Myers 2). Officials: Karl Hess, Olandis Poole, Tim Gattis. Attendance: 11,042.

Game 23 — Feb. 3, 2018

Mississippi State 72
Georgia 57

Humphrey Coliseum • Starkville, Miss.

Georgia

Table with columns: Player, FG, 3FG, FT, RB, PF, PT, A, Min. Rows include Maten, Parker, Ogbiede, Jackson II, Crump, Diatta, Wilridge, Hammonds, Edwards, Claxton, and TOTALS.

Mississippi State

Table with columns: Player, FG, 3FG, FT, RB, PF, PT, A, Min. Rows include Ado, Holman, N. W.Spoon, Peters, Q. W.Spoon, Wright, Stapleton, Feazzell, Carter, Datcher, and TOTALS.

Halftime: MSU 37, UGA 21. FG%: MSU 50.9%, UGA 40.8%. 3FG%: MSU 22.7%, UGA 42.9%. FT%: MSU 81.3%, UGA 57.1%. Turnovers: MSU 12 (Ado, Peters 4), UGA 12 (4 players with 2). Blocked Shots: MSU 2 (Ado 2), UGA 4 (Claxton 2). Steals: MSU 8 (Peters 4), UGA 1 (Maten 1). Officials: Byron Jarrett, Patrick Evans, Bart Lenox. Attendance: 7,775.

Game 24 — Feb. 16, 2018

Mississippi State 67
Alabama 63

Humphrey Coliseum • Starkville, MS

Alabama

Table with columns: Player, FG, 3FG, FT, RB, PF, PT, A, Min. Rows include Hall, Giddens, Sexton, Ingram, Petty, Reese, Johnson, Jones, Key, Smith, and TOTALS.

Mississippi State

Table with columns: Player, FG, 3FG, FT, RB, PF, PT, A, Min. Rows include Ado, Holman, N. W.Spoon, Peters, Q. W.Spoon, Wright, Stapleton, Carter, Datcher, and TOTALS.

Halftime: MSU 30, UA 28. FG%: MSU 46.2%, UA 36.7%. 3FG%: MSU 10.5%, UA 13.6%. FT%: MSU 60.7%, UA 80.0%. Turnovers: MSU 10 (Peters 4), UA 13 (Ingram 4). Blocked Shots: MSU 7 (Ado, Holman 3), UA 5 (Hall 3). Steals: MSU 4 (Q. W.Spoon), UA 1 (Hall 3). Officials: Tony Green, Ted Valentine, Darron George. Attendance: 7,095.





Game 25 — Feb. 10, 2018

Missouri 89  
Mississippi State 85 (OT)

Mizzou Arena • Columbia, MO

Mississippi State

Player	FG	3FG	FT	RB	PF	PT	A	Min
N. W'spoon g	5-9	2-4	3-4	3	3	15	2	36
Peters g	9-16	2-6	2-3	3	5	22	7	35
Q. W'spoon g	5-13	2-6	1-2	7	4	13	0	37
Ado f	4-7	0-0	3-6	7	3	11	0	36
Holman f	5-11	2-5	2-2	8	2	14	1	29
Wright f	1-1	1-1	0-0	1	1	3	1	8
Stapleton g	2-7	2-6	1-1	4	5	7	0	18
Carter g	0-4	0-3	0-0	1	2	0	1	22
Datcher g	0-1	0-0	0-0	0	1	0	0	4
<b>TOTALS</b>	<b>31-69</b>	<b>11-31</b>	<b>12-18</b>	<b>35</b>	<b>26</b>	<b>85</b>	<b>12</b>	<b>225</b>

Missouri

Player	FG	3FG	FT	RB	PF	PT	A	Min
Robertson g	6-13	5-11	5-6	5	0	22	3	44
Barnett f	4-12	1-5	6-7	8	1	15	2	43
Tilmon f	4-6	0-0	0-0	3	4	8	1	22
Puryear f	6-11	1-2	0-1	5	2	13	3	32
Vanleer g	1-2	0-1	0-0	2	1	2	2	16
Porter g	2-5	1-1	5-6	0	5	10	1	21
Nikko g	0-1	0-0	2-2	0	2	2	1	9
Geist g	4-6	4-6	5-6	6	3	17	2	38
<b>TOTALS</b>	<b>27-56</b>	<b>12-26</b>	<b>23-28</b>	<b>33</b>	<b>18</b>	<b>89</b>	<b>15</b>	<b>225</b>

Halftime: MSU 33, MIZ 42. FG%: MSU 44.9%, MIZ 48.2%. 3FG%: MSU 35.5%, MIZ 46.2%. FT%: MSU 66.7%, MIZ 82.1%. Turnovers: MSU 11 (Peters 4), MIZ 12 (Porter 4). Blocked Shots: MSU 3 (Three players with 1), MIZ 3 (Three players with 1). Steals: MSU 8 (Peters 4), MIZ 6 (Geist 3). Officials: Mike Nance, Peter Juzenas, Marc Ellard. Attendance: 15,061.

Game 26 — Feb. 14, 2018

Vanderbilt 81  
Mississippi State 80

Memorial Gymnasium • Nashville, TN

Mississippi State

Player	FG	3FG	FT	RB	PF	PT	A	Min
Ado f	6-6	0-0	3-4	7	4	15	2	28
Holman f	5-8	0-2	1-2	2	1	11	0	23
N. W'spoon g	4-5	0-0	2-2	1	2	10	1	23
Peters g	1-8	0-1	1-1	2	0	3	8	33
Q. W'spoon g	4-6	1-2	0-0	2	2	9	3	32
Wright g	1-2	0-0	0-0	2	1	2	2	9
Stapleton g	6-8	5-5	1-2	1	3	18	2	25
Feazzell g	0-0	0-0	0-0	0	0	0	0	1
Carter g	4-9	4-7	0-0	2	0	12	0	24
Datcher g	0-1	0-0	0-0	0	1	0	0	3
<b>TOTALS</b>	<b>31-53</b>	<b>10-17</b>	<b>11-17</b>	<b>23</b>	<b>14</b>	<b>80</b>	<b>18</b>	<b>200</b>

Vanderbilt

Player	FG	3FG	FT	RB	PF	PT	A	Min
Roberson f	6-11	3-6	7-12	11	2	22	2	36
Obinna c	1-3	0-0	0-0	0	0	2	0	9
Lee g	2-2	0-0	0-0	0	2	4	0	14
Evans g	0-0	0-0	0-0	0	0	0	0	5
Lachance g	6-14	3-7	1-1	3	1	16	8	37
Willis f	5-9	5-9	0-0	2	2	15	2	29
Toye g	6-10	3-3	1-2	6	3	16	4	31
Austin Jr. f	0-1	0-0	0-0	1	0	0	0	4
Baptiste f	1-2	0-0	2-2	2	2	4	0	12
Brown f	1-4	0-2	0-0	3	1	2	0	23
<b>TOTALS</b>	<b>28-56</b>	<b>14-27</b>	<b>11-17</b>	<b>31</b>	<b>13</b>	<b>81</b>	<b>16</b>	<b>200</b>

Halftime: MSU 31, VU 40. FG%: MSU 58.5%, VU 50.0%. 3FG%: MSU 58.8%, VU 51.9%. FT%: MSU 72.7%, VU 64.7%. Turnovers: MSU 10 (Peters, Q. W'spoon 3), VU 10 (Lachance 3), Blocked Shots: MSU 5 (Holman 3), VU 5 (Roberson 2). Steals: MSU 4 (Ado 2), VU 5 (Lachance 2). Officials: Olandis Poole, Keith Kimble, Vladimir Voyard-Todal. Attendance: 8,592.

Game 27 — Feb. 17, 2018

Mississippi State 79  
Ole Miss 62

Humphrey Coliseum • Starkville, MS

Ole Miss

Player	FG	3FG	FT	RB	PF	PT	A	Min
Hymon f	2-2	0-0	1-2	3	3	5	0	22
Stevens f	5-11	1-3	0-0	4	4	11	1	28
Davis g	2-10	1-5	1-1	2	1	6	3	23
Tyree g	6-9	2-4	1-2	1	1	15	2	32
Crawford g	3-5	1-3	0-0	9	1	7	0	34
Shuler g	1-4	0-2	0-0	2	0	2	0	12
Burnett g	3-8	1-4	6-6	0	1	13	2	27
Olejniczak g	0-2	0-0	0-0	0	1	0	0	4
Furmanovic f	1-5	1-2	0-0	5	2	3	1	18
<b>TOTALS</b>	<b>23-56</b>	<b>7-23</b>	<b>9-11</b>	<b>31</b>	<b>14</b>	<b>62</b>	<b>9</b>	<b>200</b>

Mississippi State

Player	FG	3FG	FT	RB	PF	PT	A	Min
Ado f	2-4	0-0	1-3	4	4	5	0	22
Holman f	1-2	0-1	2-2	1	0	4	3	9
N. W'spoon g	7-7	1-1	0-0	3	15	2	27	29
Peters g	3-7	2-5	0-0	4	3	8	7	29
Q. W'spoon g	6-13	3-6	1-2	10	2	16	2	35
Wright g	0-1	0-0	0-0	1	0	0	1	10
Stapleton g	4-8	2-3	0-0	0	1	10	0	24
Clayton g	0-0	0-0	0-0	0	0	0	0	1
Davis g	0-0	0-0	0-0	0	0	0	0	1
Gray g	0-0	0-0	0-0	0	0	0	0	1
Feazzell g	1-1	0-0	0-0	1	0	2	0	2
Carter g	5-10	4-7	1-2	2	0	15	2	24
Datcher g	2-2	0-0	0-2	3	3	4	0	15
<b>TOTALS</b>	<b>31-55</b>	<b>12-23</b>	<b>5-11</b>	<b>30</b>	<b>16</b>	<b>79</b>	<b>17</b>	<b>200</b>

Halftime: MSU 44, OM 23. FG%: MSU 56.4%, OM 41.1%. 3FG%: MSU 52.2%, OM 30.4%. FT%: MSU 45.5%, OM 81.8%. Turnovers: MSU 11 (Peters 4), OM 14 (Tyree 4). Blocked Shots: MSU 4 (Holman 2), OM 2 (Tyree, Olejniczak 1). Steals: MSU 6 (Peters 3), OM 4 (Davis 2). Officials: Doug Shows, Jason Baker, Gerald Williams. Attendance: 9,002.

Game 28 — Feb. 20, 2018

Mississippi State 93  
Texas A&M 81

Reed Arena • College Station, Texas

Mississippi State

Player	FG	3FG	FT	RB	PF	PT	A	Min
N. W'spoon g	2-8	0-2	2-2	6	0	6	4	33
Peters g	5-10	2-7	2-4	7	2	15	7	31
Q. W'spoon g	5-15	0-1	7-8	6	1	17	5	33
Ado f	8-11	0-0	3-5	9	4	19	0	32
Holman f	4-5	2-2	3-3	5	4	13	0	19
Wright f	1-1	0-0	1-1	1	2	3	0	7
Stapleton g	3-11	2-5	0-0	3	3	8	1	22
Feazzell g	0-1	0-1	0-0	1	0	0	0	3
Carter g	2-5	1-4	5-6	1	3	10	2	17
Datcher g	1-1	0-0	0-0	1	0	2	0	3
<b>TOTALS</b>	<b>31-68</b>	<b>8-22</b>	<b>23-29</b>	<b>44</b>	<b>19</b>	<b>93</b>	<b>19</b>	<b>200</b>

Texas A&M

Player	FG	3FG	FT	RB	PF	PT	A	Min
Hogg f	4-12	0-3	2-5	6	5	10	6	34
Starks g	8-16	2-5	1-2	1	2	19	0	36
Gilder g	3-5	2-3	2-2	4	4	10	4	33
Davis c	9-11	0-0	7-11	11	3	25	0	31
Williams f	4-6	0-1	3-6	6	0	11	2	31
Chandler f	1-3	0-2	0-0	0	0	2	0	8
Flagg g	0-0	0-0	0-0	0	0	0	0	4
Trocha-Morelos f	1-5	1-2	1-2	0	4	4	0	19
Collins g	0-1	0-1	0-0	0	0	0	1	4
<b>TOTALS</b>	<b>30-59</b>	<b>5-17</b>	<b>16-28</b>	<b>31</b>	<b>18</b>	<b>81</b>	<b>13</b>	<b>200</b>

Halftime: MSU 41, TAMU 39. FG%: MSU 45.6%, TAMU 50.8%. 3FG%: MSU 36.4%, TAMU 29.4%. FT%: MSU 79.3%, TAMU 57.1%. Turnovers: MSU 9 (Peters 3), TAMU 9 (Starks 6). Blocked Shots: MSU 4 (Ado, Holman 2), TAMU 8 (Williams 4). Steals: MSU 4 (N. W'spoon 2), TAMU 1 (Hogg 1). Officials: Anthony Jordan, Ron Groover, Tony Henderson. Attendance: 8,614.



Game 29 — Feb. 24, 2018

Mississippi State 72
South Carolina 68 ot

Humphrey Coliseum • Starkville, MS

South Carolina

Table with columns: Player, FG, 3FG, FT, RB, PF, PT, A, Min. Lists players like Minaya, Kotsar, Silva, Gravett, etc.

Mississippi State

Table with columns: Player, FG, 3FG, FT, RB, PF, PT, A, Min. Lists players like Ado, Holman, N. W'spoon, etc.

Halftime: USC 32, MSU 25. FG%: MSU 42.9%, USC 44.1%. 3FG%: MSU 30.0%, USC 27.8%. FT%: MSU 78.3%, USC 68.6%. Turnovers: MSU 14 (Q. W'spoon 6), USC 21 (Gravett 8). Blocked Shots: MSU 7 (Ado, Holman 3), USC 5 (Silva 3). Steals: MSU 13 (Peters, Q. W'spoon 4), USC 6 (Minaya 2). Officials: Tony Greene, Todd Austin, Kipp Kissingner. Attendance: 8,162.

Game 30 — Feb. 27, 2018

Tennessee 76
Mississippi State 54

Humphrey Coliseum • Starkville, MS

Tennessee

Table with columns: Player, FG, 3FG, FT, RB, PF, PT, A, Min. Lists players like Williams, Schofield, Alexander, etc.

Mississippi State

Table with columns: Player, FG, 3FG, FT, RB, PF, PT, A, Min. Lists players like Ado, Holman, N. W'spoon, etc.

Halftime: UT 40, MSU 34. FG%: MSU 39.2%, UT 56.3%. 3FG%: MSU 20.0%, UT 36.4%. FT%: MSU 62.5%, UT 62.5%. Turnovers: MSU 13 (Q. W'spoon, Ado 3), UT 11 (Williams 3). Blocked Shots: MSU 3 (Three players with 1), UT 2 (Williams, Schofield 1). Steals: MSU 6 (Ado, N. W'spoon 2), UT 4 (Bowden 3). Officials: Don Daily, Roger Ayers, Terry Oglesby. Attendance: 7,548.

Game 31 — March 3, 2018

LSU 78
Mississippi State 57

Maravich Assembly Center • Baton Rouge, LA

Mississippi State

Table with columns: Player, FG, 3FG, FT, RB, PF, PT, A, Min. Lists players like Ado, Holman, N. W'spoon, etc.

LSU

Table with columns: Player, FG, 3FG, FT, RB, PF, PT, A, Min. Lists players like Reath, Epps, Waters, etc.

Halftime: LSU 37, MSU 32. FG%: MSU 41.1%, LSU 51.9%. 3FG%: MSU 26.1%, LSU 47.8%. FT%: MSU 71.4%, LSU 68.8%. Turnovers: MSU 13 (Peters, Q. W'spoon 3), LSU 11 (Reath 3). Blocked Shots: MSU 4 (Ado, Holman 2), LSU 1 (Reath 1). Steals: MSU 4 (Four players with 1), LSU 9 (Rachal 4). Officials: Pat Adams, Todd Austin, Rob Rorke. Attendance: 9,067.

Game 32 — March 8, 2018

Mississippi State 80
LSU 77

Scottrade Arena • St. Louis, MO

LSU

Table with columns: Player, FG, 3FG, FT, RB, PF, PT, A, Min. Lists players like Reath, Epps, Waters, etc.

Mississippi State

Table with columns: Player, FG, 3FG, FT, RB, PF, PT, A, Min. Lists players like Ado, N. W'spoon, Peters, etc.

Halftime: MSU 45, LSU 29. FG%: MSU 58.3%, LSU 46.0%. 3FG%: MSU 58.8%, LSU 35.5%. FT%: MSU 60.9%, LSU 57.1%. Turnovers: MSU 16 (Peters, Q. W'spoon 6), LSU 11 (Waters 3). Blocked Shots: MSU 8 (Holman 4), LSU 1 (Edwards). Steals: MSU 5 (Q. W'spoon 3), LSU 11 (Rachal 4). Officials: Tony Greene, Wil Howard, Jason Baker. Attendance: 11,752.



**Game 33 — March 9, 2018**

**Tennessee** 62  
**Mississippi State** 59

Scottrade Arena • St. Louis, MO

Mississippi State									
Player	FG	3FG	FT	RB	PF	PT	A	Min	
Ado	f 2-4	0-0	0-0	8	0	4	0	35	
N. W'Spoon	g 3-6	0-0	0-0	4	1	6	0	19	
Peters	g 6-11	5-8	5-5	1	1	22	0	36	
Stapleton	g 1-6	0-2	0-0	2	4	2	0	17	
Q. W'Spoon	g 5-14	0-3	7-8	4	4	17	1	35	
Wright	1-2	0-0	0-1	2	3	2	0	13	
Feazell	0-1	0-1	0-1	1	1	0	0	5	
Carter	0-6	0-5	0-0	2	1	0	0	17	
Holman	2-6	0-2	2-2	5	5	6	0	23	
<b>TOTALS</b>	<b>20-56</b>	<b>5-21</b>	<b>14-16</b>	<b>33</b>	<b>20</b>	<b>59</b>	<b>1</b>	<b>200</b>	

Tennessee									
Player	FG	3FG	FT	RB	PF	PT	A	Min	
Williams	f 3-12	0-0	4-7	11	3	10	1	33	
Schofield	f 4-12	2-6	3-4	8	0	13	1	32	
Alexander	f 2-4	0-0	3-4	6	4	7	0	18	
Bone	g 2-7	0-2	1-2	2	1	5	3	25	
Bowden	g 2-8	1-5	3-4	6	3	8	2	30	
Turner	6-13	1-5	2-5	8	1	15	1	30	
Daniel	1-3	1-2	0-0	1	0	3	3	16	
Walker	0-1	0-0	1-2	4	0	1	0	10	
Campbell	0-0	0-0	0-0	0	0	0	0	2	
Pons	0-0	0-0	0-0	0	2	0	0	4	
<b>TOTALS</b>	<b>20-60</b>	<b>5-20</b>	<b>17-28</b>	<b>50</b>	<b>14</b>	<b>62</b>	<b>11</b>	<b>200</b>	

Halftime: UT 40, MSU 34. FG%: MSU 33.7%, UT 33.3%. 3FG%: MSU 23.8%, UT 25.0%. FT%: MSU 87.5%, UT 60.7%. Turnovers: MSU 16 (Q. W'Spoon 4), UT 17 (Williams 4). Blocked Shots: MSU 3 (Peters 2), UT 2 (Alexander 2). Steals: MSU 6 (Holman 4), UT 4 (Turner 4). Officials: Pat Adams, Brian Shey, Rob Rorke. Attendance: 14,596.

**Game 34 — March 14, 2018**

**Mississippi State** 66  
**Nebraska** 59

Humphrey Coliseum • Starkville, MS

Nebraska									
Player	FG	3FG	FT	RB	PF	PT	A	Min	
Coppeland	f 5-13	2-4	0-0	2	5	12	0	31	
Roby	f 3-7	1-3	3-3	8	5	10	0	24	
Watson Jr.	g 3-12	1-2	1-2	3	3	8	2	31	
Gill	g 3-8	1-5	0-0	3	1	7	1	32	
Palmer Jr.	g 5-15	0-5	3-4	6	3	13	5	35	
Okeke	1-1	0-0	0-0	1	1	2	0	5	
Taylor	1-3	1-3	0-0	1	0	3	1	21	
Allen	0-0	0-0	0-0	0	0	0	1	8	
Tshimanga	2-6	0-0	0-0	3	0	4	0	13	
<b>TOTALS</b>	<b>23-65</b>	<b>6-22</b>	<b>7-9</b>	<b>30</b>	<b>18</b>	<b>59</b>	<b>10</b>	<b>200</b>	

Mississippi State									
Player	FG	3FG	FT	RB	PF	PT	A	Min	
Stapleton	f 4-7	2-4	2-4	5	1	12	0	32	
Ado	f 6-15	0-0	3-4	9	2	15	1	27	
Peters	g 0-3	0-3	0-0	4	1	0	14	35	
Q. W'Spoon	g 2-6	1-4	3-4	7	3	8	0	33	
Carter	g 3-10	1-4	2-2	3	0	9	1	31	
Wright	1-5	0-1	0-0	4	2	2	0	18	
Feazell	2-2	0-0	0-0	1	0	4	0	5	
Holman	6-9	2-2	2-4	10	2	16	0	19	
<b>TOTALS</b>	<b>24-57</b>	<b>6-18</b>	<b>12-18</b>	<b>47</b>	<b>11</b>	<b>66</b>	<b>16</b>	<b>200</b>	

Halftime: MSU 33, NEB 28. FG%: MSU 42.1%, NEB 35.4%. 3FG%: MSU 33.3%, NEB 27.3%. FT%: MSU 66.7%, NEB 77.8%. Turnovers: MSU 13 (Q. W'Spoon 4), NEB 5 (Roby 2). Blocked Shots: MSU 7 (Holman 4), NEB 4 (Palmer Jr. 2). Steals: MSU 2 (Stapleton, Carter), NEB 6 (Watson Jr. 3). Officials: Jamie Luckie, Tony Henderson, Tommy Morrissey. Attendance: 3,483.

**Game 35 — March 18, 2018**

**Mississippi State** 78  
**Baylor** 77

Ferrell Center • Waco, Texas

Mississippi State									
Player	FG	3FG	FT	RB	PF	PT	A	Min	
Ado	f 1-2	0-0	1-2	1	2	3	0	24	
N. W'Spoon	g 3-6	0-0	0-0	2	3	6	3	24	
Peters	g 3-9	3-8	0-0	1	2	9	10	33	
Stapleton	g 6-8	3-4	0-0	2	4	15	0	18	
Q. W'Spoon	g 4-9	2-4	3-4	3	3	13	5	33	
Wright	0-1	0-0	0-0	1	0	0	1	7	
Feazell	0-1	0-0	0-0	0	3	0	0	9	
Carter	6-7	5-6	2-2	1	0	19	1	23	
Holman	5-8	0-0	3-3	8	3	13	4	28	
Datcher	0-1	0-0	0-0	0	0	0	0	1	
<b>TOTALS</b>	<b>28-52</b>	<b>13-22</b>	<b>9-11</b>	<b>21</b>	<b>20</b>	<b>78</b>	<b>24</b>	<b>200</b>	

Baylor									
Player	FG	3FG	FT	RB	PF	PT	A	Min	
Lual-Acuil	f 7-13	0-1	3-6	8	1	17	1	39	
Omot	f 4-7	2-4	1-1	2	3	11	2	23	
Lindsey	g 0-1	0-0	0-0	2	4	0	5	20	
Jolly	g 1-3	0-0	1-2	6	3	3	2	20	
Lecomte	g 4-12	0-3	7-7	2	1	15	7	35	
Jolly	0-0	0-0	0-0	0	0	0	0	1	
McClure	2-6	1-4	0-0	5	1	5	3	29	
Maston	13-19	0-0	1-1	7	2	26	0	33	
<b>TOTALS</b>	<b>31-61</b>	<b>3-12</b>	<b>12-17</b>	<b>34</b>	<b>15</b>	<b>77</b>	<b>20</b>	<b>200</b>	

Halftime: MSU 47, BU 33. FG%: MSU 53.8%, BU 50.8%. 3FG%: MSU 59.1%, BU 25.0%. FT%: MSU 81.8%, BU 70.6%. Turnovers: MSU 12 (4 players with 2), BU 12 (3 players with 3). Blocked Shots: MSU 3 (Holman 2), BU 5 (Lual-Acuil, Jr. 3). Steals: MSU 7 (Peters, Carter 3), BU 2 (Lual-Acuil, Jr., McClure 1). Officials: Byron Jarrett, Clarence Armstrong, Owen Shortt. Attendance: 2,246.

**Game 36 — March 20, 2018**

**Mississippi State** 79  
**Louisville** 56

KFC Yum! Arena • Louisville, KY

Mississippi State									
Player	FG	3FG	FT	RB	PF	PT	A	Min	
Ado	f 3-8	0-0	1-4	7	1	7	1	20	
N. W'Spoon	g 6-9	0-0	0-0	3	0	12	4	32	
Peters	g 2-9	2-7	0-0	1	1	6	4	31	
Stapleton	g 5-10	2-4	0-0	5	3	12	0	25	
Q. W'Spoon	g 6-10	1-2	6-6	14	1	19	0	26	
Wright	1-1	0-0	0-0	1	2	2	13		
Storm	0-0	0-0	0-0	0	0	0	0	1	
Singleton	0-1	0-0	0-0	0	0	0	0	1	
Gray	0-1	0-0	0-0	1	0	0	0	1	
Feazell	0-0	0-0	0-0	0	3	0	0	5	
Carter	2-6	1-4	0-0	1	0	5	2	21	
Holman	6-10	2-4	2-2	8	1	16	1	23	
Datcher	0-0	0-0	0-0	0	0	0	0	1	
<b>TOTALS</b>	<b>31-65</b>	<b>8-21</b>	<b>9-12</b>	<b>42</b>	<b>12</b>	<b>79</b>	<b>14</b>	<b>200</b>	

Louisville									
Player	FG	3FG	FT	RB	PF	PT	A	Min	
Spalding	f 6-10	1-2	0-0	11	4	13	2	36	
Adel	f 4-9	1-3	2-2	4	0	11	3	28	
Sutton	f 0-3	0-1	1-2	5	1	1	1	19	
King	g 2-9	0-1	0-0	3	3	4	1	24	
Snider	g 2-10	2-5	0-0	2	0	6	1	27	
Thomas	0-0	0-0	0-0	0	0	0	0	1	
Perry	2-8	1-6	2-4	3	4	7	1	26	
Mahmoud	2-3	0-0	0-0	1	0	4	0	8	
McMahon	1-3	1-3	0-0	1	0	3	2	13	
Nwora	2-5	2-2	0-0	2	0	7	1	18	
<b>TOTALS</b>	<b>21-60</b>	<b>7-24</b>	<b>7-10</b>	<b>32</b>	<b>12</b>	<b>56</b>	<b>12</b>	<b>200</b>	

Halftime: MSU 39, LOU 28. FG%: MSU 47.7%, LOU 35.0%. 3FG%: MSU 38.1%, LOU 29.2%. FT%: MSU 75.0%, LOU 70.0%. Turnovers: MSU 11 (N. W'Spoon 4), LOU 16 (Spalding 4). Blocked Shots: MSU 7 (Ado 3), LOU 4 (Spalding 3). Steals: MSU 10 (Three players with 2), LOU 5 (Sutton 2). Officials: Terry Oglesby, Tony Chiazza, Jeb Hartness. Attendance: 10,718.



Game 37 — March 27, 2018

**Penn State 75**  
**Mississippi State 60**

Madison Square Garden • New York City

**Mississippi State**

Player	FG	3FG	FT	RB	PF	PT	A	Min
Peters	f 3-9	1-3	0-0	1	1	7	5	33
Stapleton	f 0-4	0-3	0-0	1	4	0	0	18
Ado	f 5-7	0-0	3-5	8	2	13	0	30
N.W'spoon g	2-7	1-2	0-0	4	3	5	1	28
Q.W'spoon g	2-6	0-2	2-2	7	0	6	1	32
Wright	0-2	0-0	0-0	1	1	0	0	2
Feazell	0-0	0-0	0-2	1	0	0	0	5
Carter	5-10	1-5	8-10	2	1	19	0	24
Holman	4-8	0-0	2-2	5	2	10	0	28
<b>TOTALS</b>	<b>21-53</b>	<b>3-15</b>	<b>15-21</b>	<b>35</b>	<b>14</b>	<b>60</b>	<b>7</b>	<b>200</b>

**Penn State**

Player	FG	3FG	FT	RB	PF	PT	A	Min
Stevens	f 6-10	1-1	4-5	8	2	17	6	30
Harrar	f 1-2	0-0	0-0	7	5	2	2	19
Garner	f 6-10	6-9	0-0	2	2	18	1	40
Carr	g 8-18	3-6	2-2	6	1	21	5	37
Reaves	g 4-8	1-2	0-2	1	2	9	3	30
Zemgulis	0-1	0-1	0-0	0	0	0	0	4
Pierce	0-0	0-0	0-0	0	0	0	0	2
Bostick	0-3	0-0	0-0	1	1	0	0	8
Wheeler	1-2	0-1	0-0	0	1	2	0	11
Moore	3-5	0-0	0-1	1	5	6	1	19
<b>TOTALS</b>	<b>29-59</b>	<b>11-20</b>	<b>6-10</b>	<b>33</b>	<b>19</b>	<b>75</b>	<b>18</b>	<b>200</b>

Halftime: PSU 42, MSU 23. FG%: MSU 39.6%, PSU 49.2%. 3FG%: MSU 20.0%, PSU 55.0%. FT%: MSU 71.4%, PSU 61.5%. Turnovers: MSU 11 (Q.W'spoon 4), PSU 8 (Reaves 2). Blocked Shots: MSU 3 (Holman 3), PSU 3 (Three players with 1). Steals: MSU 2 (Peters, Carter), PSU 9 (Garner, Wheeler 3). Officials: Don Daily, Jeff Clark, Paul Szeik. Attendance: 7,865.



Overall Standings					Overall Standings				
School	SEC	Pct	All	Pct	School	SEC	Pct	All	Pct
Auburn & Tennessee &	13-5	.722	26-8	.765	Alabama	8-10	.444	20-16	.555
Florida	13-5	.722	26-9	.742	LSU	8-10	.444	18-15	.545
Kentucky^	11-7	.611	21-13	.636	Georgia	7-11	.389	18-15	.545
Arkansas	10-8	.556	26-11	.722	South Carolina	7-11	.389	17-16	.515
Missouri	10-8	.556	23-12	.657	Vanderbilt	6-12	.333	12-20	.375
Mississippi State	10-8	.556	20-13	.606	Ole Miss	5-13	.278	12-20	.375
Texas A&M	9-9	.500	25-12	.675	& - Regular Season Co-Champions ^ - SEC Tournament Champions				

**2018 SEC Tournament Results**

**Scottrade Center - St. Louis, MO**  
**Wednesday, March 7 (1st Round)**

(12) Georgia 78, (13) Vanderbilt 62  
(11) S. Carolina 85, (14) Ole Miss 84

**Thursday, March 8 (2nd Round)**

(8) Texas A&M 70, Alabama 71  
(12) Georgia 62, (5) Missouri 60  
(10) LSU 77, (7) Miss. St. 80  
(11) S. Carolina 64, (6) Arkansas 69

**Friday, March 9 (Quarterfinals)**

(9) Alabama 81, (1) Auburn 63  
(12) Georgia 49, (4) Kentucky 62  
(7) Miss. St. 59, (2) Tennessee 62  
(6) Arkansas 80, (3) Florida 72

**Saturday, March 10 (Semifinals)**

(9) Alabama 63, (4) Kentucky 86  
(2) Tennessee 84, (6) Arkansas 66

**Sunday March 11 (Finals)**

(4) Kentucky 77, (2) Tennessee 72

**SEC All-Tournament Team**

Shai Gilgeous-Alexander, Kentucky — MVP  
Collin Sexton, Alabama  
Wenyen Gabriel, Kentucky  
Kevin Knox, Kentucky  
Admiral Schofield, Tennessee

**SEC Coach of the Year**

Coaches & AP - Rick Barnes, UT

**SEC Player of the Year**

Coaches - Grant Williams, Tennessee  
AP - Yante Maten, Georgia

**SEC Co-Freshmen of the Year**

Coaches & AP - Collin Sexton, Bama  
Coaches - Kevin Knox, Kentucky

**SEC 6th Co-Man of the Year**

Coaches - Jontay Porter, Missouri & Lamonte Turner, Tennessee

**SEC Defensive Players of the Year**

Coaches - Chris Silva, South Carolina & Robert Williams, Texas A&M

**SEC Scholar-Athlete of the Year**

Coaches - Juwan Parker, Georgia

**Coaches All-SEC Team**

**First Team**

Jaylen Barford, Arkansas  
Chris Chiozza, Florida  
Yante Maten, Georgia  
Kevin Knox, Kentucky  
Kassius Robertson, Missouri  
Chris Silva, South Carolina  
Grant Williams, Tennessee  
Tyler Davis, Texas A&M

**Second Team**

Collin Sexton, Alabama  
Daryl Macon, Arkansas  
Bryce Brown, Auburn  
Jared Harper, Auburn  
Shai Gilgeous-Alexander, Kentucky  
**Quinnndary Weatherspoon, MSU**  
Admiral Schofield, Tennessee  
Jeff Roberson, Vanderbilt

**Coaches All-SEC Defensive Team**

Donta Hall, Alabama  
Anfernee McLemore, Auburn  
Chris Chiozza, Florida  
Chris Silva, South Carolina  
Robert Williams, Texas A&M

**SEC All-Freshman Team**

Collin Sexton, Alabama  
Daniel Gafford, Arkansas  
Shai Gilgeous-Alexander, Kentucky  
Kevin Knox, Kentucky  
Tremont Waters, LSU  
**Nick Weatherspoon, MSU**  
Jontay Porter, Missouri  
TJ Starks, Texas A&M

**AP SEC All-SEC Team**

**First Team**

u-Bryce Brown, Auburn  
Daryl Macon, Arkansas  
u-Yante Maten, Georgia  
Collin Sexton, Alabama  
u-Grant Williams, Tennessee

**Second Team**

Jaylen Barford, Arkansas  
Chris Chiozza, Florida  
Jared Harper, Auburn  
Mustapha Heron, Auburn  
Kassius Robertson, Missouri

u - **Unanimous selection to first team**

**SEC Player/Freshman of the Week**

- N13** Admon Gilder, Texas A&M (P)  
Tremont Waters, LSU (F)
- N20** Egor Koulechov, Florida (P)  
John Petty, Alabama (F)
- N27** Jalen Hudson, Florida (P)  
Collin Sexton, Alabama (F)
- D4** **Tyson Carter, MSU (P)**  
Chuma Okeke, Auburn (F)
- D11** Duop Reath, LSU (P)  
Daniel Gafford, Arkansas (F)
- D18** Daryl Macon, Arkansas (P)  
John Petty, Alabama (F)
- D25** Yante Maten, Georgia (P)  
Savion Flagg, Texas A&M (F)
- J1** Daryl Macon, Arkansas (P)  
John Petty, Alabama (F)
- J8** Mustapha Heron, Auburn (P)  
Tremont Waters, LSU (F)
- J15** Grant Williams, Tennessee (P)  
Shai Gilgeous-Alexander, UK (F)
- J22** Jalen Hudson, Florida (P)  
Tyler Davis, Texas A&M (P)  
Daniel Gafford, Arkansas (F)
- J29** Daryl Macon, Arkansas (P)  
Mustapha Heron, Auburn (P)  
Kevin Knox, Kentucky (F)
- F5** Kassius Robertson, Mizzou (P)  
**Nick Weatherspoon, MSU (F)**
- F12** Kassius Robertson, Mizzou (P)  
TJ Starks, Texas A&M (F)
- F19** Jeff Roberson, Vanderbilt (P)  
Daniel Gafford, Arkansas (F)
- F26** **Lamar Peters, MSU (P)**  
Admiral Schofield, UT (P)  
Jarred Vanderbilt, Kentucky (F)
- M5** Jalen Hudson, Florida (P)  
Admiral Schofield, UT (P)  
Jontay Porter, Missouri (F)

(P) - **SEC Player of the Week**  
(F) - **SEC Freshman of the Week**



**MOST POINTS SCORED**

**Game:** 47, Bailey Howell vs. Union (12-4-58)  
**Season:** 777, Jeff Malone (1982-83)  
**Career:** 2142, Jeff Malone (1980-83)

**HIGHEST SCORING AVERAGE**

**Season:** 28.3, Jim Ashmore (1956-57)  
**Career (3 yrs):** 27.1, Bailey Howell (1957-59)  
**Career (4 yrs):** 20.6, Jim Ashmore (1954-57)

**MOST FGs MADE**

**Game:** 18, Rickey Brown vs. Auburn (3-7-77)  
**Season:** 323, Jeff Malone (1982-83)  
**Career:** 906, Jeff Malone (1980-83)

**MOST CONSECUTIVE FGs MADE**

**1 Gm:** 11, Tony Watts at Alabama (1-14-89)  
**1+ Gms:** 15, Russell Walters (1-14-95 to 1-16-95) vs. Ole Miss [8] & Northwestern St. [7]

**MOST FGs ATTEMPTED**

**Game:** 33, Dave Williams at Auburn (1-3-66)  
**Game:** 33, Jim Ashmore vs. Ole Miss (1-19-57)  
**Game:** 33, Gerald Caveness vs. Florida (2-20-54)  
**Season:** 616, Jim Ashmore (1956-57)  
**Career:** 1768, Jeff Malone (1980-83)

**HIGHEST FG PERCENTAGE**

**Game (Min. 10 FGA):** .909 (10-of-11) Trey Moore vs. Loyola [NO] (12-14-96)  
 Ervin Dillon vs. Delta State (12-1-84)  
**Season (Min. 125 FGA)**  
 .671 (167-249), Cameron Burns (1988-89)  
**Career (Min. 200 FGA)**  
 .630 (192-305), Bill Singletary (1972-74)  
**Career (Min. 400 FGA)**  
 .589 (548-930), Jarvis Varnado (2007-10)

**MOST 3-POINT FGs MADE**

**Game:** 8, Winsome Frazier vs. UMKC (11-23-04)  
**Game:** 8, Marckell Patterson vs. Florida (11-10-01)  
**Game:** 8, Antonio Jackson at California (11-13-00)  
**Game:** 8, Darryl Wilson vs. Alabama (3-4-95)  
**Season:** 97, Darryl Wilson (1995-96)  
**Career:** 280, Barry Stewart (2007-10)

**MOST CONSECUTIVE GAMES WITH 3FGM**

**Career:** 39, Darryl Wilson (1994-95)

**MOST 3-POINT FGs ATTEMPTED**

**Game:** 17, Darryl Wilson vs. Alabama (3-4-95)  
**Season:** 237, Darryl Wilson (1995-96)  
**Career:** 779, Barry Stewart (2007-10)

**HIGHEST 3-PT. FG PERCENTAGE**

**Game (Min. 5 FGA)**  
 1.000 (5-of-5)  
 Xavion Stapleton vs. Vanderbilt (2-14-18)  
**Season (Min. 50 FGA)**  
 .481 (38-79), Shane Power (2003-04)  
**Season (Min. 100 FGA)**  
 .430 (61-142), Tony Watts (1991-92)  
**Season (Min. 200 FGA)**  
 .414 (94-227), Darryl Wilson (1994-95)  
**Career (Min. 100 FGA)**  
 .417 (95-228), Shane Power (2004-05)  
**Career (Min. 300 FGA)**  
 .400 (258-645), Darryl Wilson (1994-96)

**MOST FTs MADE**

**Game:** 21, Jerry Graves vs. Vanderbilt (1-14-61)  
**Season:** 243, Bailey Howell (1957-58)  
**Career:** 682, Bailey Howell (1957-59)

**MOST CONSECUTIVE FT MADE**

**1 Gm:** 18, Rich Knarr vs. Auburn (2-19-73)  
**1+ Gms:** 43, Paul Smith (12-12-64 to 2-22-65)

**MOST FTs ATTEMPTED**

**Game:** 27, Jerry Graves vs. Vanderbilt (1-14-61)  
**Season:** 315, Bailey Howell (1957-58)  
**Career:** 892, Bailey Howell (1957-59)

**HIGHEST FT PERCENTAGE**

**Game (Min. 15 FTA)**  
 1.000 (16-16), Bailey Howell at Tulane (2-3-58)  
**Season (Min. 50 FTA)**  
 .927 (51-55), Paul Smith (1964-65)  
**Season (Min. 100 FTA)**  
 .870 (120-138), Red Stroud (1962-63)  
**Career (Min. 150 FTA)**  
 .864 (133-154), Paul Smith (1964-66)  
**Career (Min. 200 FTA)**  
 .847 (221-261), Rich Knarr (1973-76)  
**Career (Min. 300 FTA)**  
 .825 (296-359), Red Stroud (1961-63)  
**Career (Min. 400 FTA)**  
 .812 (439-541), Darryl Wilson (1994-96)

**MOST REBOUNDS**

**Game:** 34, Bailey Howell vs. LSU (2-1-57)  
**Season:** 492, Bailey Howell (1956-57)  
**Career:** 1277, Bailey Howell (1957-59)

**HIGHEST REBOUNDING AVERAGE**

**Season:** 19.7, Bailey Howell (1956-57)  
**Career (3 yrs):** 17.0, Bailey Howell (1957-59)  
**Career (4 yrs):** 10.2, Rickey Brown (1977-80)

**MOST OFFENSIVE REBOUNDS**

**Game:** 11, Lawrence Roberts at Alabama (3-6-04)  
**Game:** 11, Tyrone Washington at Auburn (2-7-98)  
**Game:** 11, Arnett Moubrie vs. Northwestern State (12-22-11)  
**Season:** 125, Erick Dampier (1995-96)  
**Career:** 346, Jarvis Varnado (2007-10)

**MOST DEFENSIVE REBOUNDS**

**Game:** 14, Charles Rhodes vs. Auburn (2-4-06)  
**Game:** 14, Jacksonville State (12-15-05)  
**Season:** 262, Jarvis Varnado (2007-10)  
**Career:** 750, Jarvis Varnado (2007-10)

**MOST ASSISTS**

**Game:** 16, Chuck Evans at UMKC (2-23-93)  
**Season:** 235, Chuck Evans (1992-93)  
**Career:** 633, Dee Bost (2009-12)

**HIGHEST ASSISTS-PER-GAME AVERAGE**

**Season:** 8.10, Chuck Evans (1992-93)  
**Career (2 yrs):** 7.96, Chuck Evans (1992-93)  
**Career (4 yrs):** 5.19, Dee Bost (2009-12)

**MOST TURNOVERS**

**Game:** 11, Al Perry at Evansville (12-17-75)  
**Season:** 142, Jamont Gordon (2005-06)  
**Career:** 403, Jamont Gordon (2006-08)

**MOST BLOCKED SHOTS**

**Game:** 10, Jarvis Varnado vs. Miami [FL] (12-13-07),  
**Game:** 10, Jarvis Varnado vs. Georgia  
**Game:** 10, Jarvis Varnado, Kentucky (1-15-08)  
**Game:** 10, Arkansas (1-14-10)  
**Season:** 170, Jarvis Varnado (2008-09 & 2009-10)  
**Career:** 564, Jarvis Varnado (2007-10)

**HIGHEST BLOCKS-PER-GAME AVERAGE**

**Season:** 4.72, Jarvis Varnado (2008-09 & 09-10)  
**Career:** 4.0, Jarvis Varnado (2007-10)

**MOST STEALS**

**Game:** 8, Gary Hooker vs. Samford (12-29-75)  
**Game:** 8, Gary Hooker vs. SW La. (12-6-75)  
**Season:** 83, Chuck Evans (1991-92)  
**Career:** 217, Ray White (1976-79)

**HIGHEST STEALS-PER-GAME AVERAGE**

**Season:** 2.96, Chuck Evans (1991-92)  
**Career (2 yrs):** 2.89, Chuck Evans (1992-93)  
**Career (4 yrs):** 2.17, Ray White (1976-79)

**MOST CHARGES TAKEN**

**Season:** 23, Mario Austin (2001-02)  
**Career:** 51, Mario Austin (2001-03)

**MOST DUNKS**

**Game:** 6, Bubba Wilson vs. Troy (11-30-93)  
**Season:** 68, Charles Rhodes (2007-08)  
**Career:** 183, Charles Rhodes (2005-08)

**MOST PERSONAL FOULS**

**Game:** 6, 12 times (1989-90)  
**Season:** 117, Todd Merritt (1989-90)  
**Career:** 404, Rickey Brown (1977-80)

**MOST DISQUALIFICATIONS**

**Season:** 14, Wayne Duncan (1955-56)  
**Career:** 30, Rickey Brown (1977-80)

**MOST GAMES PLAYED**

**Season:** 37, Quindary Weatherspoon (2017-18)  
**Season:** 37, Aric Holman (2017-18)  
**Season:** 37, Tyson Carter (2017-18).  
**Career:** 141, Barry Stewart (2007-10)  
**Career:** 141, Jarvis Varnado (2007-10)

**MOST GAMES STARTED**

**Season:** 37, Quindary Weatherspoon (2017-18).  
**Career:** 122, Dee Bost (2009-12)

**MOST MINUTES PLAYED**

**Game:** 57, Greg Carter vs. Ole Miss, 4ot (1-24-90)  
**Season:** 1255, Dee Bost (2009-10)  
**Career:** 4431, Barry Stewart (2007-10)

**HIGHEST MINUTES-PER-GAME AVERAGE**

**Season:** 37.4, Kalpatrick Wells (1981-82)  
**Career (2 yrs):** 35.3, Chuck Evans (1992-93)  
**Career (4 yrs):** 35.0, Jeff Malone (1980-83)



**CAREER LEADERS - POINTS SCORED**

RANK	NAME	SEASONS	G	PTS	AVG
1.	Jeff Malone	1980-83	110	2142	19.5
2.	Bailey Howell	1957-59	75	2030	27.1
3.	Jim Ashmore	1954-57	93	1918	20.6
4.	Rickey Brown	1977-80	107	1838	17.2
5.	Ray White	1976-79	100	1652	16.5
6.	Dee Bost	2009-12	122	1640	13.4
7.	Darryl Wilson	1994-96	93	1619	17.4
8.	Barry Stewart	2007-10	141	1602	11.4
9.	Jamont Gordon	2006-08	99	1558	15.7
10.	Jerry Jenkins	1973-75	78	1503	19.3
11.	Craig Sword	2013-16	123	1492	12.1
12.	Tony Watts	1989-92	113	1491	13.2
13.	Ravenn Johnson	2008-11	128	1460	11.4
	Cameron Burns	1989-91	87	1460	16.8
15.	Charles Rhodes	2005-08	110	1451	13.2
16.	Jarvis Varnado	2007-10	141	1403	10.0
17.	Q. Weatherspoon	2016-Present	97	1383	14.3
18.	Gavin Ware	2013-16	125	1362	10.9
19.	Tang Hamilton	1998-01	123	1307	10.6
20.	Rich Knarr	1973-76	97	1305	13.5
21.	Timmy Bowers	2001-04	116	1300	11.2
22.	Jack Bouldin	1970-72	75	1257	16.8
23.	Jerry Graves	1959-61	74	1245	16.8
24.	Erick Dampier	1994-96	93	1231	13.2
25.	Dave Williams	1966-68	76	1219	16.0
	Leland Mitchell	1961-63	78	1219	15.6

**SCORING AVERAGE - MIN. 50 GMS**

RANK	NAME	SEASONS	G	PTS	AVG
1.	Bailey Howell	1957-59	75	2030	27.1
2.	Jim Ashmore	1954-57	93	1918	20.6
3.	Jeff Malone	1980-83	110	2142	19.5
4.	Jerry Jenkins	1973-75	78	1503	19.3
5.	Darryl Wilson	1994-96	93	1619	17.4
6.	Rickey Brown	1977-80	107	1838	17.2
7.	Lawrence Roberts	2004-05	62	1048	16.9
8.	Jerry Graves	1959-61	74	1245	16.8
9.	Cameron Burns	1989-91	87	1460	16.8
10.	Jack Bouldin	1970-72	75	1257	16.8

**SEASON BESTS - POINTS SCORED**

RANK	NAME	SEASON	G	PTS	AVG
1.	Jeff Malone	1982-83	29	777	26.8
2.	Jim Ashmore	1956-57	25	708	28.3
3.	Bailey Howell	1957-58	25	695	27.8
4.	Bailey Howell	1958-59	25	688	27.5
5.	Bailey Howell	1956-57	25	647	25.9
6.	Darryl Wilson	1995-96	34	613	18.0
7.	Jamont Gordon	2007-08	34	584	17.2
8.	Jerry Jenkins	1974-75	26	575	22.1
9.	Mario Austin	2001-02	35	565	16.1
10.	Jamont Gordon	2006-07	35	561	16.0

**SCORING AVERAGE**

RANK	NAME	SEASON	G	PTS	AVG
1.	Jim Ashmore	1956-57	25	708	28.3
2.	Bailey Howell	1957-58	25	695	27.8
3.	Bailey Howell	1958-59	25	688	27.5
4.	Jeff Malone	1982-83	29	777	26.8
5.	Bailey Howell	1956-57	25	647	25.9
6.	Jim Ashmore	1955-56	24	536	22.3
7.	Jim Ashmore	1954-55	23	513	22.3
8.	Jerry Jenkins	1974-75	26	575	22.1
9.	Jerry Graves	1960-61	25	532	21.3
10.	Rickey Brown	1979-80	27	553	20.5

**GAME HIGHS - POINTS SCORED**

RANK	NAME, OPPONENT (DATE)	PTS
1.	Bailey Howell vs. Union (12-4-58)	47
2.	Bailey Howell vs. LSU (2-22-58)	45
	Jim Ashmore vs. Ole Miss(1-19-57)	45
4.	Jim Ashmore at LSU (2-22-57)	44
5.	Bailey Howell at Florida (2-14-59)	43
6.	Rickey Brown vs. Auburn (3-7-77)	40
	Jim Ashmore vs. Arkansas St. (12-17-56)	40
8.	Jeff Malone vs. Alabama (1-31-83)	39
	Bailey Howell vs. Murray St. (12-19-57)	39
	Bailey Howell vs. Southwestern (12-7-57)	39
11.	Jeff Malone vs. Ole Miss (1-22-83)	38
	Bailey Howell vs. Arkansas St. (12-15-58)	38
	Jim Ashmore at Memphis St. (1-26-57)	38
	Jim Ashmore vs. Arkansas St. (1-21-56)	38
15.	Jim Ashmore at Ole Miss (2-28-57)	37
	Bailey Howell vs. Kentucky (2-11-57)	37
17.	Jeff Malone at Ole Miss (2-19-83)	36
	Jeff Malone vs. Vanderbilt (1-8-83)	36
19.	Tyson Carter vs. North Dakota State (11-30-17)	35
	Darryl Wilson vs. Alabama (3-4-95)	35
	Hubert Henderson vs. Miss. Co. (12-6-86)	35
	Jeff Malone vs. LSU (1-24-83)	35
	Jeff Malone at Tennessee (1-15-83)	35
	Rickey Brown at Kentucky (2-20-80)	35
	Jerry Jenkins vs. Florida (2-3-75)	35
	Jerry Jenkins vs. Arkansas (12-4-74)	35
	Jerry Jenkins at Samford (12-2-74)	35
	Tom Payne vs. Kentucky (2-10-68)	35
	Paul Smith at Alabama (1-11-65)	35
	Jerry Graves vs. Florida (2-15-60)	35
	Bailey Howell vs. Murray State (1-24-59)	35
	Bailey Howell vs. Florida (2-15-58)	35
	Bailey Howell vs. SE La. (1-27-58)	35
	Bailey Howell at Tulane (2-23-57)	35
	Bailey Howell at Tampa (2-15-57)	35
	Jim Ashmore vs. Tennessee (2-9-57)	35
	Bailey Howell at Miss. College (12-8-56)	35

**YEARLY LEADERS - SCORING AVERAGE**

YEAR	NAME	G	PTS	AVG
1948	Willard Daley	18	255	14.2
1949	Willard Daley	17	210	12.4
1950	Willard Daley	18	197	10.9
1951	Herb Hargett	19	357	18.8
1952	Coyte Vance	23	471	20.5
1953	Gerald Gaveness	19	277	14.6
1954	Gerald Gaveness	19	338	17.8
1955	Jim Ashmore	23	513	22.3
1956	Jim Ashmore	24	536	22.3
1957	Jim Ashmore	25	708	28.3
1958	Bailey Howell	25	695	*27.8
1959	Bailey Howell	25	688	*27.5
1960	Jerry Graves	25	465	18.6
1961	Jerry Graves	25	532	21.3
1962	Leland Mitchell	25	417	16.7
1963	Leland Mitchell	28	480	17.1
1964	Doug Hutton	26	387	14.9
1965	Bill Chumbler	26	352	13.5
1966	Dave Williams	25	492	19.7
1967	Dave Williams	25	392	15.7
1968	Tom Payne	26	412	15.8
1969	Manny Washington	25	384	15.4
1970	John Guyton	24	390	16.3
1971	Jack Bouldin	25	477	19.1
1972	Jack Bouldin	26	410	15.8
1973	Rich Knarr	26	467	18.0
1974	Jerry Jenkins	26	471	18.1
1975	Jerry Jenkins	26	575	22.1
1976	Ray White	26	475	18.3
1977	Rickey Brown	27	520	19.3
1978	Ray White	26	378	14.5
1979	Ray White	23	393	17.1

**YEARLY LEADERS - SCORING AVERAGE**

YEAR	NAME	G	PTS	AVG
1980	Rickey Brown	27	553	20.5
1981	Jeff Malone	27	543	20.1
1982	Jeff Malone	27	502	18.6
1983	Jeff Malone	29	777	*26.8
1984	Ken Harvey	28	355	12.7
1985	Ken Harvey	27	376	13.9
1986	Chauncey Robinson	30	419	14.0
1987	Hubert Henderson	28	418	14.9
1988	Greg Lockhart	29	287	9.9
1989	Cameron Burns	28	424	15.1
1990	Cameron Burns	30	547	18.2
1991	Cameron Burns	29	489	16.9
1992	Tony Watts	28	537	19.2
1993	Orien Watson	29	446	15.4
1994	Darryl Wilson	29	471	16.2
1995	Darryl Wilson	30	535	17.8
1996	Darryl Wilson	34	613	18.0
1997	Horatio Webster	29	466	16.1
1998	Horatio Webster	30	511	17.0
1999	Tyrone Washington	33	420	12.7
2000	Tang Hamilton	30	432	14.4
2001	Antonio Jackson	31	397	12.8
2002	Mario Austin	35	565	16.1
2003	Mario Austin	25	388	15.5
2004	Lawrence Roberts	30	506	16.9
2005	Lawrence Roberts	32	542	16.9
2006	Charles Rhodes	29	401	13.8
2007	Jamont Gordon	35	561	16.0
2008	Charles Rhodes	31	538	17.4
2009	Jarvis Varnado	36	464	12.9
2010	Jarvis Varnado	36	496	13.8
2011	Ravenn Johnson	28	492	17.6
2012	Arnett Moultrie	30	492	16.4
2013	Craig Sword	32	335	10.5
2014	Craig Sword	32	437	13.7
2015	Craig Sword	28	317	11.3
2016	Gavin Ware	30	461	15.4
2017	Quinnndary Weatherspoon	29	478	16.5
2018	Quinnndary Weatherspoon	37	534	14.4

\* - Led Southeastern Conference

**CAREER LEADERS - FIELD GOALS MADE**

RANK NAME	SEASONS	G	FGM	FGA
1. Jeff Malone	1980-83	110	906	1768
2. Rickey Brown	1977-80	107	774	1624
3. Jim Ashmore	1954-57	93	706	1694
4. Ray White	1976-79	100	684	1414
5. Bailey Howell	1957-59	75	674	1285
6. Jerry Jenkins	1973-75	78	603	1305
7. Charles Rhodes	2005-08	110	567	1011
8. Cameron Burns	1989-91	87	563	959
9. Tony Watts	1989-92	113	561	1217
10. Jarvis Varnado	2007-10	141	548	930

**FIELD GOALS ATTEMPTED**

RANK NAME	SEASONS	G	FGM	FGA
1. Jeff Malone	1980-83	110	906	1768
2. Jim Ashmore	1954-57	93	706	1694
3. Rickey Brown	1977-80	107	774	1624
4. Ray White	1976-79	100	684	1414
5. Jerry Jenkins	1973-75	78	603	1305
6. Dee Bost	2009-12	112	498	1296
7. Barry Stewart	2007-10	141	489	1289
8. Bailey Howell	1957-59	75	674	1285
9. Rich Knarr	1973-76	97	542	1246
10. Jamont Gordon	2006-08	99	513	1238

**FIELD GOAL PCT. (MIN. 250 FGA)**

RANK NAME	SEASONS	FGM	FGA	PCT
1. Bill Singletary	1972-74	192	305	.630
2. Tony Robinson	1984-85	161	269	.599
3. David Domingue	1991-94	125	210	.595
4. Jarvis Varnado	2007-10	548	930	.589
5. Erick Dampier	1994-96	481	819	.587
6. Cameron Burns	1989-91	563	959	.587
7. Wiley Peck	1976-79	439	759	.578
8. Ervin Dillion	1985-86	152	265	.574
9. Larry Fry	1973-75	431	761	.566
10. Gavin Ware	2013-16	532	943	.564

**SEASON BESTS - FIELD GOALS MADE**

RANK NAME	SEASON	FGM	FGA	PCT
1. Jeff Malone	1982-83	323	608	.531
2. Jim Ashmore	1956-57	270	616	.438
3. Rickey Brown	1979-80	231	471	.490
Bailey Howell	1958-59	231	464	.498
5. Jerry Jenkins	1974-75	227	469	.484
6. Bailey Howell	1957-58	226	439	.515
7. Jeff Malone	1981-82	225	410	.549
Rickey Brown	1976-77	225	443	.508
9. Jeff Malone	1980-81	219	447	.490
10. Bailey Howell	1956-57	217	382	.568

**FIELD GOALS ATTEMPTED**

RANK NAME	SEASON	FGM	FGA	PCT
1. Jim Ashmore	1956-57	270	616	.438
2. Jeff Malone	1982-83	323	608	.531
3. Rickey Brown	1979-80	231	471	.490
4. Jerry Jenkins	1974-75	227	469	.484
5. Jamont Gordon	2007-08	193	465	.415
Jim Ashmore	1954-55	193	465	.415
7. Bailey Howell	1958-59	231	464	.498
8. Jim Ashmore	1955-56	186	455	.409
9. Dave Williams	1965-66	212	453	.468
10. Jeff Malone	1980-81	219	447	.490

**FIELD GOAL PCT. (MIN. 125 FGA)**

RANK NAME	SEASON	FGM	FGA	PCT
1. Cameron Burns	1988-89	167	249	.671
2. Bill Singletary	1973-74	125	188	.665
3. Wiley Peck	1978-79	154	239	.644
4. Jarvis Varnado	2007-08	109	170	.641
5. Erick Dampier	1994-95	153	239	.640
6. Tony Robinson	1984-85	104	167	.623
7. Abdul Ado	2017-19	112	182	.615
8. Gavin Ware	2015-16	183	298	.614
9. Ervin Dillion	1984-85	85	140	.607
10. Larry Fry	1973-74	141	233	.605

**GAME HIGHS - FIELD GOALS MADE**

RANK NAME, OPPONENT, (DATE)	FGM
1. Rickey Brown vs. Auburn (3-7-77)	18
2. Raymond Brown vs. Florida (3-2-85)	16
Jeff Malone at Auburn (1-3-83)	16
Ray White vs. Indiana State (12-1-75)	16
Jerry Jenkins vs. Arkansas (12-4-74)	16
Rich Knarr at Texas (12-3-73)	16
Bailey Howell at Miss. College (12-8-56)	16
8. Jeff Malone vs. Alabama (1-31-83)	15
Jeff Malone vs. LSU (1-24-83)	15
Jeff Malone vs. Ole Miss (1-22-83)	15
Jeff Malone vs. Vanderbilt (1-8-83)	15
Jeff Malone vs. Vanderbilt (1-2-82)	15
Rich Knarr at Auburn (1-20-75)	15
Bailey Howell at Florida (2-14-59)	15
Bailey Howell vs. Union (12-4-58)	15
Bailey Howell vs. LSU (2-22-58)	15
Bailey Howell vs. S'Western (12-7-57)	15
Jim Ashmore at Memphis St. (1-26-57)	15
Jim Ashmore vs. Ole Miss (1-19-57)	15
Jim Ashmore at Alabama (1-7-57)	15
Jim Ashmore vs. Arkansas St. (1-21-56)	15
Herb Hargett at Auburn (2-24-51)	15



**FIELD GOALS ATTEMPTED**

RANK	NAME, OPPONENT, (DATE)	FGA
1.	Dave Williams vs. Auburn (1-3-66)	33
	Jim Ashmore vs. Ole Miss (1-19-57)	33
	Gerald Caveness vs. Tenn. (2-13-54)	33
4.	Rickey Brown vs. Georgia (2-19-77)	31
	Jim Ashmore vs. Tennessee (2-9-57)	31
6.	Bailey Howell vs. Murray St. (1-24-59)	30
	Jim Ashmore at Alabama (1-7-57)	30
	Jim Ashmore at Murray St. (12-31-56)	30
9.	Jim Ashmore at LSU (2-22-57)	29
	Jim Ashmore at Tampa (2-15-57)	29
11.	Jeff Malone vs. Vanderbilt (1-8-83)	28
	Jeff Malone at Auburn (1-3-83)	28
	Rickey Brown at Kentucky (2-20-80)	28
	Jerry Jenkins vs. Florida (2-3-75)	28
	Jim Ashmore at Ole Miss (2-28-57)	28
	Jim Ashmore at Memphis St. (1-26-57)	28
	Jim Ashmore vs. Howard (12-11-54)	28

**YEARLY LEADERS**

**FIELD GOAL PERCENTAGE - (MIN. 125 FGA)**

YEAR	NAME	FGM	FGA	PCT
1954	Harold Blalock	76	198	.384
1955	Jim Ashmore	193	465	.415
1956	Jim Ashmore	186	455	.409
1957	Bailey Howell	217	382	#.568
1958	Bailey Howell	226	439	.515
1959	Bailey Howell	231	464	.498
1960	Dave Glasgow	96	185	.519
1961	Jerry Graves	158	293	.539
1962	Doug Hutton	91	189	.481
1963	Joe Dan Gold	143	284	.504
1964	Aubrey Nichols	96	208	.462
1965	Gary Washington	110	216	.509
1966	John Sapen	100	213	.469
1967	Tom Payne	69	134	.515
1968	Tom Payne	142	302	.470
1969	Randy Hodges	81	175	.463
1970	John Guyton	150	312	.481
1971	Donnie Black	66	138	.478
1972	Jeff Watkins	106	189	*.561
1973	Larry Fry	123	236	.521
1974	Bill Singletary	125	188	*.665
1975	Larry Fry	167	292	.572
1976	Wiley Peck	83	154	.539
1977	Wiley Peck	104	195	.533
1978	Wiley Peck	98	171	.573
1979	Wiley Peck	154	239	*.644
1980	Greg Grim	171	330	.518
1981	Ron White	80	147	.544
1982	Butch Pierre	80	133	.602
1983	Terry Lewis	180	333	.541
1984	Tracy Taylor	82	164	.500
1985	Tony Robinson	104	167	.623
1986	Raymond Brown	158	289	.547
1987	Anthony Blakley	132	290	.455
1988	Carl Nichols	99	186	.532
1989	Cameron Burns	167	249	.671
1990	Cameron Burns	207	347	*.597
1991	Greg Carter	170	301	.565
1992	Eric Stevens	105	198	.530
1993	Johnny Walker	117	235	.498
1994	Bubba Wilson	76	127	.598
1995	Erick Dampier	153	239	*.640
1996	Erick Dampier	195	354	.551
1997	Trey Moore	132	275	.480
1998	Tyrone Washington	147	277	*.531
1999	Oral Roberts	92	171	.538
2000	Robert Jackson	133	222	.599
2001	Robert Jackson	114	209	.545
2002	Mario Austin	209	375	.557
2003	Mario Austin	149	279	.534
2004	Marcus Campbell	76	136	.559

YEAR	NAME	FGM	FGA	PCT
2005	Marcus Campbell	82	158	.519
2006	Charles Rhodes	154	273	.564
2007	Charles Rhodes	180	325	.554
2008	Jarvis Varnado	109	170	.641
2009	Jarvis Varnado	180	328	.549
2010	Jarvis Varnado	184	316	.589
2011	Renardo Sidney	105	203	.517
2012	Arnett Moultrie	180	328	.549
2013	Gavin Ware	110	203	.542
2014	Gavin Ware	129	222	.581
2015	Roquez Johnson	98	186	.527
2016	Gavin Ware	183	298	*.614
2017	<b>Aric Holman</b>	<b>104</b>	<b>210</b>	<b>.495</b>
2018	<b>Abdul Ado</b>	<b>112</b>	<b>182</b>	<b>.615</b>

# - Led NCAA  
\* - Led Southeastern Conference

**CAREER LEADERS - 3-POINT FIELD GOALS MADE**

RANK	NAME	SEASONS	G	FGM	FGA
1.	Barry Stewart	2007-10	141	280	779
2.	Raven Johnson	2008-11	128	260	654
3.	Darryl Wilson	1994-96	93	258	645
4.	Dee Bost	2009-12	122	237	690
5.	Timmy Bowers	2001-04	116	197	533
6.	Tony Watts	1989-92	113	166	449
	Fred Thomas	2013-16	125	166	551
8.	Marcus Grant	1992-95	105	164	461
9.	Bart Hyche	1996-99	119	161	483
10.	Winsome Frazier	2002-05	106	160	462

**3-PT. FIELD GOALS ATTEMPTED**

RANK	NAME	SEASONS	G	FGM	FGA
1.	Barry Stewart	2007-10	141	280	779
2.	Dee Bost	2009-11	89	162	473
2.	Raven Johnson	2008-11	128	260	654
3.	Darryl Wilson	1994-96	93	258	645
4.	Fred Thomas	2013-16	125	166	551
5.	Timmy Bowers	2001-04	116	197	533
6.	Bart Hyche	1996-99	119	161	483
7.	Winsome Frazier	2002-05	106	160	462
8.	Marcus Grant	1992-95	105	164	461
10.	Tony Watts	1989-92	113	166	449

**3-POINT FG PCT. (MIN. 100 FGA)**

RANK	NAME	SEASONS	FGM	FGA	PCT
1.	Shane Power	2004-05	95	228	.417
2.	Marcus Bullard	1995-96	99	243	.407
3.	Darryl Wilson	1994-96	258	645	.400
4.	Raven Johnson	2008-11	260	654	.398
5.	Riley Benock	2008-11	102	259	.394
6.	Ben Hansbrough	2007-08	109	287	.380
	Orien Watson	1991-93	71	187	.380
8.	Reginald Delk	2006-07	122	322	.379
9.	Brad Smith	1990-92	62	166	.374
10.	Jalen Steele	2011-12	97	260	.373

**GAME HIGHS - 3-POINT FIELD GOALS MADE**

RANK	NAME, OPPONENT, (DATE)	FGM
1.	Winsome Frazier vs. UMKC (11-23-04)	8
	Marcell Patterson vs. Florida (1-10-01)	8
	Antonio Jackson at California (11-13-00)	8
	Darryl Wilson vs. Alabama (3-4-95)	8
5.	<b>Lamar Peters vs. Missouri (1-25-17)</b>	<b>7</b>
	Malik Newman vs. Ole Miss (1-23-16)	7
	Dee Bost vs. Troy (12-10-11)	7
	Raven Johnson vs. So. Carolina (3-5-11)	7
	Raven Johnson vs. Troy (11-26-10)	7
	Dee Bost vs. Auburn (2-13-10)	7
	Reginald Delk at Arkansas (3-1-06)	7
	Antonio Jackson vs. Alabama (3-4-00)	7
	Darryl Wilson vs. UConn-NCAA (3-22-96)	7

**3-PT. FIELD GOALS ATTEMPTED**

RANK	NAME, OPPONENT, (DATE)	FGA
1.	Darryl Wilson vs. Alabama (3-4-95)	17
2.	Winsome Frazier vs. UMKC (11-23-04)	15
3.	Ravern Johnson vs. So. Carolina (3-5-11)	14
	Darryl Wilson vs. UCLA (3-23-95)	14
5.	Dee Bost vs. Troy (12-10-11)	13
	Timmy Bowers vs. Kentucky (1-13-04)	13
	Antonio Jackson at California (11-13-00)	13
	Darryl Wilson vs. Syracuse (3-30-96)	13
9.	Ravern Johnson vs. ETSU (12-11-10)	12
	Dee Bost vs. Auburn (2-13-10)	12
	Dee Bost at Vanerbilt (2-3-10)	12
	Jamall Edmondson vs. Kentucky (2-1-06)	12
	Jamall Edmondson vs. Troy (12-10-05)	12
	Bart Hyche at Arkansas (1-21-97)	12
	Darryl Wilson vs. Georgia (1-31-96)	12
	Darryl Wilson at Arkansas (3-5-94)	12
	Darryl Wilson vs. Villanova (12-28-93)	12
	Tony Watts at Ole Miss (2-22-92)	12
	Brad Smith vs. UT-Chatt. (11-22-91)	12

**SEASON BESTS - 3-POINT FIELD GOALS MADE**

RANK	NAME	SEASON	FGM	FGA	PCT
1.	Darryl Wilson	1995-96	97	237	.409
2.	Darryl Wilson	1994-95	94	227	.414
3.	Ravern Johnson	2009-10	87	214	.407
4.	Ravern Johnson	2010-11	83	206	.403
5.	Ravern Johnson	2008-09	83	210	.395
6.	Barry Stewart	2009-10	78	222	.351
7.	Dee Bost	2011-12	75	217	.346
	Bart Hyche	1996-97	75	205	.366
9.	Barry Stewart	2008-09	72	197	.365
10.	Timmy Bowers	2003-04	71	202	.351

**3-PT. FIELD GOALS ATTEMPTED**

RANK	NAME	SEASON	FGM	FGA	PCT
1.	Darryl Wilson	1995-96	97	237	.409
2.	Darryl Wilson	1994-95	94	227	.414
3.	Barry Stewart	2009-10	78	222	.351
4.	Dee Bost	2011-12	75	217	.346
4.	Ravern Johnson	2009-10	87	214	.407
5.	Ravern Johnson	2008-09	83	210	.395
6.	Ravern Johnson	2010-11	83	206	.403
6.	Bart Hyche	1996-97	75	205	.366
7.	Timmy Bowers	2003-04	71	202	.351
8.	Dee Bost	2009-10	70	199	.352
9.	Barry Stewart	2008-09	72	197	.365

**3-POINT FG PCT. (MIN. 60 FGA)**

RANK	NAME	SEASON	FGM	FGA	PCT
1.	Shane Power	2003-04	38	79	.481
2.	<b>Aric Holman</b>	<b>2017-18</b>	<b>37</b>	<b>84</b>	<b>.440</b>
3.	Doug Hartsfield	1987-88	27	62	.436
4.	Tony Watts	1991-92	61	142	.430
5.	Marcus Grant	1992-93	51	119	.429
	Doug Hartsfield	1989-90	42	98	.429
7.	Riley Benock	2010-11	50	118	.424
8.	Orien Watson	1992-93	43	102	.422
9.	Darryl Wilson	1994-95	94	227	.414
10.	Ben Hansbrough	2006-07	47	114	.412

**YEARLY LEADERS****3-PT. FIELD GOAL PCT. (MIN. 60 FGA)**

YEAR	NAME	FGM	FGA	PCT
1987	Hubert Henderson	27	79	.342
1988	Doug Hartsfield	27	62	.436
1989	Tony Watts	30	77	.390
1990	Doug Hartsfield	42	98	.429
1991	Brad Smith	30	75	.400
1992	Tony Watts	61	142	.430
1993	Marcus Grant	51	119	.429
1994	Darryl Wilson	67	181	.370
1995	Darryl Wilson	94	227	.414
1996	Darryl Wilson	97	237	.409
1997	Bart Hyche	75	205	.366
1998	Detrick White	37	113	.327
1999	Detrick White	58	176	.330
2000	Antonio Jackson	65	169	.385
2001	Marckell Patterson	42	113	.372
2002	Timmy Bowers	50	136	.368
2003	Timmy Bowers	70	170	.412
2004	Shane Power	38	79	.481
2005	Shane Power	57	149	.383
2006	Reginald Delk	59	144	.410
2007	Ben Hansbrough	47	114	.412
2008	Ben Hansbrough	62	173	.358
2009	Ravern Johnson	83	210	.395
2010	Ravern Johnson	87	214	.407
2011	Riley Benock	50	118	.424
2012	Jalen Steele	70	178	.393
2013	Colin Borchert	33	98	.337
2014	Fred Thomas	46	144	.319
2015	Craig Sword	27	75	.360
<b>2016</b>	<b>Q. Weatherspoon</b>	<b>43</b>	<b>109</b>	<b>.394</b>
<b>2017</b>	<b>Q. Weatherspoon</b>	<b>47</b>	<b>126</b>	<b>.373</b>
<b>2018</b>	<b>Aric Holman</b>	<b>37</b>	<b>84</b>	<b>.440</b>





**CAREER LEADERS - FREE THROWS MADE**

RANK	NAME	SEASONS	G	FTM	FTA
1.	Bailey Howell	1957-59	75	682	892
2.	Jim Ashmore	1954-57	93	506	683
3.	Jerry Graves	1959-61	74	467	587
4.	Darryl Wilson	1994-96	93	439	541
5.	Dee Bost	2009-12	122	407	557
6.	Jamont Gordon	2006-08	99	403	588
7.	Craig Sword	2013-16	125	383	603
8.	Barry Stewart	2007-10	141	344	463
9.	Cameron Burns	1989-91	87	334	534
10.	Lawrence Roberts	2004-05	62	332	515

**FREE THROWS ATTEMPTED**

RANK	NAME	SEASONS	G	FTM	FTA
1.	Bailey Howell	1957-59	75	682	892
2.	Jim Ashmore	1954-57	93	506	683
3.	Craig Sword	2013-16	125	383	603
4.	Jamont Gordon	2006-08	99	403	588
5.	Jerry Graves	1959-61	74	467	587
6.	Dee Bost	2009-12	122	407	557
7.	Darryl Wilson	1994-96	93	439	541
8.	Cameron Burns	1989-91	87	334	534
9.	Lawrence Roberts	2004-05	62	332	515
10.	Jarvis Varnado	2007-10	141	306	514

**FREE THROW PCT. (MIN. 150 FTA)**

RANK	NAME	SEASONS	FTM	FTA	PCT
1.	Paul Smith	1964-66	133	154	.864
2.	Rich Knarr	1973-76	221	261	.847
3.	Donnie Black	1969-71	163	194	.840
4.	Red Stroud	1961-63	296	359	.825
5.	Darryl Wilson	1994-96	439	541	.812
6.	Jeff Malone	1980-83	330	408	.809
7.	Tony Watts	1989-92	203	251	.809
8.	Jack Bouldin	1970-72	235	291	.808
9.	Jerry Jenkins	1973-75	297	368	.807
10.	Kodi Augustus	2008-11	238	298	.799

**SEASON BESTS - FREE THROWS MADE**

RANK	NAME	SEASON	FTM	FTA	PCT
1.	Bailey Howell	1957-58	243	315	.771
2.	Bailey Howell	1958-59	226	292	.774
3.	Jerry Graves	1960-61	216	270	.800
4.	Bailey Howell	1956-57	213	285	.747
5.	Lawrence Roberts	2004-05	188	288	.653
6.	Jerry Graves	1959-60	173	216	.801
7.	Jim Ashmore	1956-57	168	237	.709
8.	Jim Ashmore	1955-56	164	214	.766
9.	Darryl Wilson	1995-96	160	201	.796
10.	Jamont Gordon	2006-07	157	222	.707

**FREE THROWS ATTEMPTED**

RANK	NAME	SEASON	FTM	FTA	PCT
1.	Bailey Howell	1957-58	243	315	.771
2.	Bailey Howell	1958-59	226	292	.774
3.	Lawrence Roberts	2004-05	188	288	.653
4.	Bailey Howell	1956-57	213	285	.747
5.	Jerry Graves	1960-61	216	270	.800
6.	Jim Ashmore	1956-57	168	237	.709
7.	Coyte Vance	1951-52	147	231	.636
8.	Lawrence Roberts	2003-04	144	227	.634
9.	Jamont Gordon	2006-07	157	222	.707
	Mario Austin	2001-02	146	222	.658

**FREE THROW PCT. (MIN. 45 FTA)**

RANK	NAME	SEASON	FTM	FTA	PCT
1.	Paul Smith	1964-65	51	55	.927
2.	Rich Knarr	1975-76	50	56	.893
3.	Rich Knarr	1973-74	48	55	.873
4.	Red Stroud	1962-63	120	138	.870
5.	Jack Bouldin	1969-70	66	76	.868
6.	I.J. Ready	2016-17	50	58	.862
7.	M. Washington	1967-68	96	113	.850
8.	Tony Watts	1991-92	78	92	.848
9.	Red Stroud	1961-62	116	137	.847
10.	Paul Smith	1965-66	38	45	.844

**GAME HIGHS - FREE THROWS MADE**

RANK	NAME	OPPONENT, (DATE)	FTM
1.	Jerry Graves vs. Vanderbilt	(1-14-61)	21
2.	Jerry Graves vs. Spring Hill	(12-13-60)	20
3.	Bailey Howell vs. Murray St.	(12-19-57)	19
	Bailey Howell at Florida	(2-16-57)	19
5.	Rich Knarr vs. Auburn	(2-19-73)	18
	Jim Ashmore at Ole Miss	(1-30-56)	18
7.	Jerry Graves vs. Florida	(2-15-60)	17
	Bailey Howell vs. Ga. Tech	(1-10-59)	17
	Bailey Howell vs. Union	(12-4-58)	17
	Jim Ashmore at Memphis	(1-27-56)	17
11.	Jerry Graves at Georgia	(2-20-61)	16
	Bailey Howell at Tulane	(2-3-58)	16
	Jim Ashmore at LSU	(2-22-57)	16
14.	Craig Sword vs. Ole Miss	(1-11-14)	15
	Bailey Howell vs. LSU	(2-22-58)	15
	Jim Ashmore vs. Ole Miss	(1-19-57)	15
	Coyte Vance vs. Alabama	(2-16-52)	15
18.	Charles Rhodes vs. Oregon	(3-21-08)	14
	Lawrence Roberts vs. Ole Miss	(2-7-04)	14
	Chuck Evans vs. Kentucky	(2-19-92)	14
	Eric Stevens at Austin Peay	(1-22-92)	14
	M. Washington vs. Memphis	(12-11-67)	14
	Red Stroud vs. LSU	(2-2-63)	14
	Jerry Graves vs. Tennessee	(2-11-61)	14
	Bailey Howell at Tulane	(2-23-59)	14
	Bailey Howell at Auburn	(1-5-57)	14

**FREE THROWS ATTEMPTED**

RANK	NAME	OPPONENT, (DATE)	FTA
1.	Jerry Graves vs. Vanderbilt	(1-14-61)	27
2.	Jim Ashmore at Ole Miss	(1-30-56)	25
3.	Jerry Graves vs. Spring Hill	(12-13-60)	24
4.	Bailey Howell at Florida	(2-16-57)	23
5.	Jim Ashmore at LSU	(2-22-57)	22
	Jim Ashmore at Memphis	(1-27-56)	22
7.	Jerry Graves at Georgia	(2-20-61)	21
	Bailey Howell vs. Murray St.	(12-19-57)	21
9.	Bailey Howell vs. Ga. Tech	(1-10-59)	20
	Bailey Howell vs. Union	(12-4-58)	20
	Bailey Howell vs. LSU	(2-22-58)	20
	Bailey Howell at Auburn	(1-5-57)	20
13.	Carl Nichols vs. SE-La.	(12-1-88)	19
	Rich Knarr vs. Auburn	(2-19-73)	19
	Wayne Lemon vs. LSU	(2-25-56)	19
	Coyte Vance at Vanderbilt	(2-9-52)	19

**YEARLY LEADERS****FREE THROW PERCENTAGE - MIN. 45 FTA**

YEAR	NAME	FTM	FTA	PCT
1950	Herb Hargett	32	45	.711
1951	Herb Hargett	71	88	.807
1952	James Burrow	46	62	.742
1953	Gerald Caveness	77	111	.694
1954	Jim Ashmore	47	67	.701
1955	Jim Ashmore	127	165	.770
1956	Jim Ashmore	164	214	.766
1957	Bailey Howell	213	285	.747
1958	Bailey Howell	243	315	.771
1959	Charles Hull	47	59	.797
1960	Jerry Graves	173	216	.801
1961	Jerry Graves	216	270	.800
1962	Red Stroud	116	137	.847
1963	Red Stroud	120	138	.870
1964	Paul Smith	44	54	.815
1965	Paul Smith	51	55	*.927
1966	Paul Smith	38	45	.844
1967	Tom Payne	65	87	.747
1968	Manuel Washington	96	113	.850
1969	Donnie Black	43	52	.827
1970	Jack Bouldin	66	76	.868
1971	Jack Bouldin	97	117	.829
1972	Jeff Watkins	114	149	.765
1973	Rich Knarr	97	115	.843
1974	Rich Knarr	48	55	.873
1975	Jerry Jenkins	121	146	.829
1976	Rich Knarr	50	56	.893
1977	Gary Hooker	108	134	.806
1978	Ray White	76	106	.717
1979	Greg Grim	41	51	.804
1980	Jeff Malone	42	51	.824
1981	Jeff Malone	105	128	.820
1982	Jeff Malone	52	70	.743
1983	Jeff Malone	131	159	.824
1984	Kelvin Hildreth	137	171	.801
1985	Jeff Norwood	49	62	.790
1986	Greg Lockhart	50	61	.820
1987	Anthony Blakley	62	77	.805
1988	Greg Lockhart	70	96	.729
1989	Greg Lockhart	82	103	.796
1990	Greg Carter	92	111	.829
1991	Tony Watts	44	54	.815
1992	Tony Watts	78	92	*.848
1993	Chuck Evans	96	119	.807
1994	Darryl Wilson	138	171	.807
1995	Darryl Wilson	141	169	.834
1996	Darryl Wilson	160	201	*.796
1997	Bart Hyche	70	89	.787
1998	Trey Moore	49	66	.742
1999	Bart Hyche	37	47	.787
2000	Antonio Jackson	38	50	.760
2001	Marcell Patterson	82	103	.796
2002	Marcell Patterson	109	140	.779
2003	Timmy Bowers	60	80	.750
2004	Winsome Frazier	68	86	.791
2005	Winsome Frazier	48	64	.750
2006	Jamall Edmondson	48	67	.716
2007	Ben Hansbrough	58	74	.784
2008	Ben Hansbrough	56	71	.789
2009	Raven Johnson	39	46	.848
2010	Phil Turner	50	62	.806
2011	Kodi Augustus	114	138	.826
2012	Arnett Moultrie	124	159	.780
2013	Fred Thomas	62	78	.795
2014	Colin Borchert	40	53	.755
2015	Fred Thomas	67	85	.788
2016	<b>Q. Weatherspoon</b>	<b>62</b>	<b>77</b>	<b>.805</b>
2017	I.J. Ready	50	58	.862
2018	<b>Tyson Carter</b>	<b>46</b>	<b>55</b>	<b>.836</b>

\* - Led Southeastern Conference

**CAREER LEADERS - REBOUNDS**

RANK	NAME	SEASONS	G	REBS	AVG
1.	Bailey Howell	1957-59	75	1277	17.0
2.	Jarvis Varnado	2007-10	141	1096	7.8
3.	Rickey Brown	1977-80	107	1092	10.2
4.	Wiley Peck	1976-79	107	964	9.0
5.	Gavin Ware	2013-16	125	888	7.1
6.	Erick Dampier	1994-96	93	859	9.2
7.	Tyronne Washington	1996-99	123	847	6.9
8.	Kalpatrick Wells	1980-83	110	830	7.5
9.	Dave Williams	1966-68	76	772	10.2
10.	Jack Houston	1952-55	76	753	9.9
11.	Jerry Graves	1959-61	74	713	9.6
12.	Leland Mitchell	1961-63	78	705	9.0
13.	Charles Rhodes	2006-08	110	691	6.3
14.	Jamont Gordon	2005-08	99	677	6.8
	Tang Hamilton	1998-01	123	677	5.5
16.	Charles Hull	1958-60	75	661	8.8
17.	Lawrence Roberts	2004-05	62	654	10.5
18.	Larry Fry	1973-75	78	628	8.1
19.	Greg Carter	1988-91	114	611	5.4
20.	Joe Dan Gold	1961-63	77	600	7.8

**REBOUND AVERAGE - MIN. 500 REBS**

RANK	NAME	SEASONS	G	REBS	AVG
1.	Bailey Howell	1957-59	75	1277	17.0
2.	Wayne Lemon	1956-57	46	508	11.0
3.	Lawrence Roberts	2004-05	62	654	10.5
4.	Rickey Brown	1977-80	107	1092	10.2
5.	Dave Williams	1966-68	76	772	10.2
6.	Jack Houston	1952-55	76	753	9.9
7.	Jerry Graves	1959-61	74	713	9.6
8.	Erick Dampier	1994-96	93	859	9.2
9.	Leland Mitchell	1961-63	78	705	9.0
10.	Wiley Peck	1976-79	107	964	9.0

**SEASON BESTS - REBOUNDS**

RANK	NAME	SEASON	G	REBS	AVG
1.	Bailey Howell	1956-57	25	492	19.7
2.	Bailey Howell	1957-58	25	406	16.2
3.	Rickey Brown	1979-80	27	389	14.4
4.	Bailey Howell	1958-59	25	379	15.2
5.	Jarvis Varnado	2009-10	36	369	10.3
6.	Lawrence Roberts	2004-05	32	351	11.0
7.	Erick Dampier	1995-96	34	317	9.3
	Wiley Peck	1978-79	28	317	11.3
	Jarvis Varnado	2008-09	36	317	8.8
10.	Arnett Moultrie	2011-12	30	314	10.5
11.	Terry Kusnierz	1971-72	26	311	12.0
12.	Lawrence Roberts	2003-04	30	303	10.1

**REBOUNDING AVERAGE**

RANK	NAME	SEASON	G	REBS	AVG
1.	Bailey Howell	1956-57	25	492	19.7
2.	Bailey Howell	1957-58	25	406	16.2
3.	Bailey Howell	1958-59	25	379	15.2
4.	Rickey Brown	1979-80	27	389	14.4
5.	Terry Kusnierz	1971-72	26	311	12.0
6.	Jack Houston	1953-54	21	248	11.8
7.	Jack Houston	1954-55	23	270	11.7
8.	Wiley Peck	1978-79	28	317	11.3
9.	Wayne Lemon	1956-57	22	245	11.1
10.	Lawrence Roberts	2004-05	32	351	11.0

## GAME HIGHS • REBOUNDS

RANK	NAME (OPPONENT, DATE)	REBS
1.	Bailey Howell vs. LSU (2-1-57)	34
2.	Bailey Howell vs. S'Western (12-7-57)	31
	Bailey Howell vs. Memphis (12-5-56)	31
4.	Bailey Howell vs. Ga. Tech (1-12-57)	26
5.	Bailey Howell vs. SE-La. (1-27-58)	25
	Bailey Howell at Tampa (2-15-57)	25
7.	Wiley Peck vs. Alabama (1-27-79)	24
	Wiley Peck at Memphis (12-7-78)	24
	Terry Kusnierz vs. Arkansas (1-4-72)	24
	Bailey Howell at Tulane (2-23-59)	24
	Bailey Howell at Ole Miss (2-28-57)	24
12.	Rickey Brown vs. Vanderbilt (12-6-79)	23
	Larry Fry at LSU (1-13-75)	23
	Jerry Graves vs. SE-La. (12-5-59)	23
	Jack Houston vs. Florida S. (12-4-53)	23
16.	Wiley Peck vs. LSU (1-12-77)	22
	Dave Williams vs. LSU (2-19-68)	22
	Bailey Howell vs. Tulane (2-2-57)	22
	Bailey Howell vs. Miss. Co. (12-15-56)	22
	Jack Houston vs. Vanderbilt (1-15-55)	22
21.	Wesley Morgan vs. SE-La. (11-28-05)	21
	Lawrence Roberts at Alabama (3-6-04)	21
	Rickey Brown at Florida (12-15-79)	21
	Bailey Howell vs. Murray St. (1-24-59)	21
	Wayne Lemon vs. LSU (2-25-56)	21
26.	Lawrence Roberts vs. J'ville (12-22-04)	20
	Dave Williams vs. Ole Miss (3-3-68)	20
	Bailey Howell at Florida (2-14-59)	20
	Charles Hull vs. Georgia (2-17-58)	20
	Bailey Howell vs. Kentucky (2-11-57)	20
	Bailey Howell vs. Tennessee (2-9-57)	20
	Bailey Howell vs. Ole Miss (1-19-57)	20
	Bailey Howell vs. Ark. St. (12-17-56)	20

## YEARLY LEADERS

REBOUNDING AVERAGE		G	REBS	AVG
YEAR	NAME			
1954	Jack Houston	21	248	11.8
1955	Jack Houston	23	270	11.7
1956	Wayne Lemon	24	263	11.0
1957	Bailey Howell	25	492	*19.7
1958	Bailey Howell	25	406	16.2
1959	Bailey Howell	25	379	15.2
1960	Jerry Graves	25	261	10.4
1961	Jerry Graves	25	257	10.3
1962	Leland Mitchell	25	222	8.9
1963	Leland Mitchell	28	273	9.8
1964	Stan Brinker	23	206	9.0
1965	Richie Williams	26	151	5.8
1966	Dave Williams	25	256	10.2
1967	Dave Williams	25	247	9.9
1968	Dave Williams	26	269	10.3
1969	John Guyton	25	180	7.2
1970	Jim Martin	24	220	9.2
1971	Malcolm Wesson	25	184	7.4
1972	Terry Kusnierz	26	311	12.0
1973	Larry Fry	26	200	7.7
1974	Bill Singletery	26	227	8.7
1975	Taylor Williams	26	244	9.4
1976	Taylor Williams	23	181	7.9
1977	Rickey Brown	27	292	10.8
1978	Wiley Peck	27	228	8.4
1979	Wiley Peck	28	317	*11.3
1980	Rickey Brown	27	389	*14.4
1981	Kalpatrick Wells	27	245	9.1
1982	Kalpatrick Wells	27	179	6.6
1983	Kalpatrick Wells	29	197	6.8
1984	Kelvin Hildreth	28	171	6.1
1985	Raymond Brown	28	140	5.0
1986	Chauncey Robinson	30	210	7.0
	Hubert Henderson	28	256	9.1
1988	Carl Nichols	29	182	6.6
1989	Cameron Burns	28	176	6.3
1990	Cameron Burns	30	219	7.3
1991	Greg Carter	29	226	7.8
1992	Johnny Walker	28	254	9.1
1993	Johnny Walker	29	218	7.5
1994	Erick Dampier	29	251	8.7
1995	Erick Dampier	30	291	9.7
1996	Erick Dampier	34	317	9.3
1997	Tyrone Washington	30	237	7.9
1998	Tyrone Washington	29	269	9.3
1999	Tyrone Washington	33	277	8.4
2000	Robert Jackson	28	197	7.0
2001	Robert Jackson	25	183	7.3
2002	Mario Austin	35	266	7.6
2003	Mario Austin	25	192	7.7
2004	Lawrence Roberts	30	303	10.1
2005	Lawrence Roberts	32	351	*11.0
2006	Charles Rhodes	29	207	7.1
2007	Jamont Gordon	35	250	7.1
2008	Jarvis Varnado	34	264	7.8
	Charles Rhodes	31	242	7.8
2009	Jarvis Varnado	36	317	8.8
2010	Jarvis Varnado	36	368	*10.3
2011	Renardo Sidney	19	144	7.6
2012	Arnett Moultrie	30	314	*10.5
2013	Gavin Ware	32	206	6.4
2014	Gavin Ware	33	236	7.2
2015	Gavin Ware	30	212	7.1
2016	Gavin Ware	30	234	7.8
2017	<b>Aric Holman</b>	<b>32</b>	<b>193</b>	<b>6.0</b>
2018	<b>Aric Holman</b>	<b>37</b>	<b>249</b>	<b>6.7</b>

\* - Led Southeastern Conference

**ASSISTS - CAREER LEADERS**

RK	NAME	SEASONS	G	AST	AVG
1.	Dee Bost	2009-12	122	633	5.2
2.	Derrick Zimmerman	2000-03	127	514	4.0
3.	Al Perry	1975-78	102	510	5.0
4.	Jamont Gordon	2006-08	99	484	4.9
5.	Chuck Evans	1992-93	57	454	8.0
6.	Doug Hartsfield	1988-91	114	413	3.6
7.	I.J. Ready	2014-17	113	401	3.5
7.	Jack Bouldin	1970-72	75	357	4.8
8.	Detrick White	1998-99	63	351	5.6
9.	Butch Pierre	1981-84	105	342	3.3
10.	Rich Knarr	1973-76	97	326	3.4

**SEASON BESTS - NAME**

RK	NAME	SEASON	G	AST	AVG
1.	Chuck Evans	1992-93	29	235	8.1
2.	Chuck Evans	1991-92	28	219	7.8
3.	Derrick Zimmerman	2001-02	35	210	6.0
4.	Al Perry	1975-76	26	207	8.0
5.	Al Perry	1976-77	27	199	7.4
6.	Dee Bost	2009-10	36	188	5.2
7.	Jamont Gordon	2006-07	35	187	5.3
8.	Detrick White	1998-99	33	185	5.6
9.	Dee Bost	2011-12	33	183	5.5
10.	Marcus Bullard	1995-96	34	175	5.2

**GAME HIGHS**

RK	NAME (DATE)	AST
1.	Chuck Evans at UMKC (2-23-93)	16
2.	Al Perry vs. Vanderbilt (1-29-77)	15
3.	Lamar Peters vs. Nebraska 93-14-18)	14
	Gary Ervin vs. Florida A&M (12-20-04)	14
	Chuck Evans vs. So. Carolina (2-13-93)	14
	Chuck Evans vs. Arkansas (1-27-93)	14
6.	I.J. Ready vs. LSU (3-4-17)	13
	Dee Bost vs. UMass (3-13-12)	13
	Dee Bost vs. Ole Miss (2-9-12)	13
	Chuck Evans at Auburn (2-17-93)	13
	Chuck Evans at Arkansas (1-15-92)	13
	Al Perry vs. Texas (12-11-76)	13
	Al Perry vs. Auburn (2-9-76)	13
	Al Perry vs. Missouri Western (1-27-76)	13

**YEARLY LEADERS**

YEAR	NAME	G	AST	AVG
1975	Jeff Stroman	23	79	3.4
1976	Al Perry	26	207	*8.0
1977	Al Perry	27	199	7.4
1978	Ray White	26	91	3.5
1979	Tom Schubert	25	107	4.3
1980	Greg Grim	27	79	2.9
1981	Terry Lewis	27	92	3.4
1982	Butch Pierre	27	104	3.9
1983	Butch Pierre	24	108	4.5
1984	Ken Harvey	28	86	3.1
1985	Jeff Norwood	28	125	4.5
1986	Tracy Taylor	23	105	4.6
1987	Tracy Taylor	27	92	3.4
1988	Greg Lockhart	29	82	2.9
1989	Greg Lockhart	28	109	3.9
1990	Doug Hartsfield	30	158	5.3
1991	Doug Hartsfield	29	126	4.4
1992	Chuck Evans	28	219	*7.8
1993	Chuck Evans	29	235	*8.1
1994	T.J. Honore	29	127	4.4
1995	T.J. Honore	30	115	3.8
1996	Marcus Bullard	34	175	5.2
1997	Trey Moore	30	136	4.5
1998	Detrick White	30	166	*5.5
1999	Detrick White	33	185	*5.6
2000	Todd Myles	27	120	4.4
2001	Antonio Jackson	31	98	3.2
2002	Derrick Zimmerman	35	210	*6.0
2003	Derrick Zimmerman	31	172	*5.5
2004	Timmy Bowers	30	145	4.8
2005	Gary Ervin	34	160	4.7
2006	Jamont Gordon	30	129	4.3
2007	Jamont Gordon	35	187	5.3
2008	Jamont Gordon	34	168	4.9
2009	Dee Bost	36	156	4.3
2010	Dee Bost	36	188	5.2
2011	Dee Bost	17	108	6.4
2012	Dee Bost	33	183	5.5
2013	Craig Sword	32	75	2.3
	Trivante Bloodman	32	75	2.3
2014	Craig Sword	32	88	2.8
2015	I.J. Ready	29	71	2.4
2016	I.J. Ready	30	134	4.5
2017	I.J. Ready	28	127	4.5
<b>2018</b>	<b>Lamar Peters</b>	<b>34</b>	<b>152</b>	<b>4.5</b>

\* - Led Southeastern Conference

## BLOCKED SHOTS • CAREER LEADERS

RK	NAME	SEASONS	G	BS	AVG
1.	Jarvis Varnado	2007-10	141	564	4.0
2.	Erick Dampier	1994-96	93	249	2.7
3.	Tyrone Washington	1996-99	123	198	1.6
4.	Kalpatrick Wells	1980-83	110	183	1.7
5.	Rickey Brown	1977-80	107	163	1.5
6.	<b>Aric Holman</b>	<b>2016-18</b>	<b>90</b>	<b>144</b>	<b>1.6</b>
7.	Charles Rhodes	2005-08	110	143	1.3
8.	Wiley Peck	1976-79	107	117	1.1
9.	Gavin Ware	2013-16	125	100	0.8
10.	Derrick Zimmerman	2000-03	127	89	0.7

## SEASON BESTS

RK	NAME	SEASON	G	BS	AVG
1.	Jarvis Varnado	2009-10	36	170	4.7
	Jarvis Varnado	2008-09	36	170	4.7
3.	Jarvis Varnado	2007-08	34	157	4.6
4.	Erick Dampier	1995-96	34	106	3.1
5.	Erick Dampier	1994-95	30	78	2.6
6.	<b>Abdul Ado</b>	<b>2017-18</b>	<b>36</b>	<b>67</b>	<b>1.9</b>
	Jarvis Varnado	2006-07	35	67	1.9
8.	<b>Aric Holman</b>	<b>2017-18</b>	<b>37</b>	<b>66</b>	<b>1.8</b>
9.	Tyrone Washington	1998-99	33	65	2.0
	Erick Dampier	1993-94	29	65	2.2
11.	<b>Aric Holman</b>	<b>2016-17</b>	<b>32</b>	<b>64</b>	<b>2.0</b>
	Charles Rhodes	2006-07	34	64	1.9

## GAME HIGHS

RANK	NAME (DATE)	BS
1.	Jarvis Varnado vs. Arkansas (1-10-10)	10
	Jarvis Varnado vs. Miami (12-13-08)	10
	Jarvis Varnado vs. Georgia (1-12-08)	10
	Jarvis Varnado vs. Kentucky (1-15-08)	10
5.	Jarvis Varnado at Vanderbilt (2-3-10)	9
	Jarvis Varnado vs. Louisiana-Monroe	9
	Jarvis Varnado at L. Marymount (12-19-07)	9
8.	Done 10 times (Most recently by)	8
	Jarvis Varnado at Alabama (2-24-10)	8

## YEARLY LEADERS

YEAR	NAME	G	BS	AVG
1975	Taylor Williams	26	13	0.5
1976	Wiley Peck	25	37	1.5
1977	Rickey Brown	27	58	2.1
1978	Rickey Brown	26	35	1.3
1979	Rickey Brown	27	32	1.2
1980	Kalpatrick Wells	27	51	1.9
1981	Kalpatrick Wells	27	30	1.1
1982	Kalpatrick Wells	27	39	1.4
1983	Kalpatrick Wells	29	63	2.2
1984	Tony Robinson	25	18	0.7
1985	Tony Robinson	25	30	1.2
1986	Raymond Brown	30	20	0.7
1987	Hubert Henderson	28	12	0.4
1988	Chancellor Nichols	28	30	1.1
1989	Chancellor Nichols	23	22	1.0
1990	Greg Carter	30	22	0.7
1991	Brad Smith	29	18	0.6
1992	Johnny Walker	28	20	0.7
1993	Vince Embry	23	21	0.9
1994	Erick Dampier	29	65	2.2
1995	Erick Dampier	30	78	2.6
1996	Erick Dampier	34	106	3.1
1997	Tyrone Washington	30	59	*2.0
1998	Tyrone Washington	29	61	2.1
1999	Tyrone Washington	33	65	2.0
2000	Tang Hamilton	30	21	0.7
2001	Derrick Zimmerman	31	20	0.6
2002	Derrick Zimmerman	35	29	0.8
2003	Derrick Zimmerman	31	26	0.8
2004	Branden Vincent	30	40	1.3
2005	Marcus Campbell	32	32	1.0
2006	Charles Rhodes	29	32	1.1
	Wesley Morgan	27	32	1.2
2007	Jarvis Varnado	35	67	1.9
2008	Jarvis Varnado	34	157	#4.6
2009	Jarvis Varnado	36	170	#4.7
2010	Jarvis Varnado	36	170	*4.7
2011	Kodi Augustus	31	30	0.9
	Wendell Lewis	31	30	0.9
2012	Wendell Lewis	33	30	0.9
2013	Colin Borchert	29	36	1.2
2014	Colin Borchert	33	33	1.0
2015	Gavin Ware	30	32	1.1
2016	Gavin Ware	30	32	1.1
2017	<b>Aric Holman</b>	<b>32</b>	<b>64</b>	<b>2.0</b>
2018	<b>Abdul Ado</b>	<b>36</b>	<b>67</b>	<b>1.9</b>

# Led the nation &amp; SEC

\*Led the SEC



**STEALS - CAREER LEADERS**

RANK	NAME	SEASONS	G	STL	AVG
1.	Ray White	1976-79	100	217	2.2
2.	Derrick Zimmerman	2000-03	127	205	1.6
3.	Dee Bost	2009-12	122	193	1.6
4.	Craig Sword	2013-16	123	185	1.5
5.	Chuck Evans	1992-93	57	165	2.9
6.	Barry Stewart	2007-10	141	162	1.1
7.	Timmy Bowers	2001-04	116	161	1.4
8.	Tony Watts	1989-92	113	154	1.4
9.	I.J. Ready	2016-17	113	153	1.4
10.	Winsome Frazier	2002-05	106	147	1.4

**SEASON BESTS**

RANK	NAME	SEASON	G	STL	AVG
1.	Chuck Evans	1991-92	28	83	3.0
2.	Chuck Evans	1992-93	29	82	2.8
3.	Derrick Zimmerman	2001-02	35	75	2.1
4.	Winsome Frazier	2003-04	30	71	2.4
5.	Dee Bost	2011-12	33	66	2.0
6.	Ray White	1977-78	26	61	2.3
7.	Craig Sword	2013-14	32	60	1.9
	Terry Lewis	1982-83	29	60	2.1
	Ray White	1975-76	26	60	2.3
10.	Timmy Bowers	2003-04	30	58	1.9
	Derrick Zimmerman	2002-03	31	58	1.9

**GAME HIGHS**

RANK	NAME, OPPONENT, (DATE)	STL
1.	Gary Hooker vs. Samford (12-29-75)	8
	Gary Hooker vs. SW-La. (12-6-75)	8
3.	Craig Sword vs. Ole Miss (1-11-14)	7
	Fred Thomas vs. Florida (1-26-13)	7
	Greg Lockhart at Wichita St. (12-21-85)	7
	Jeff Norwood vs. Kentucky (1-27-82)	7
	Calvin Holmes at Louisville (12-29-78)	7
8.	By 12 players (Most recently by):	6
	Roquez Johnson vs. Texas (11-21-12)	

**YEARLY LEADERS**

YEAR	NAME	G	STL	AVG
1975	Jerry Jenkins	26	35	1.3
1976	Ray White	26	60	2.3
1977	Gary Hooker	27	47	1.7
1978	Ray White	26	61	2.3
1979	Ray White	23	57	2.5
1980	Greg Grim	27	30	1.1
1981	Terry Lewis	27	33	1.2
1982	Jeff Norwood	27	45	1.7
1983	Terry Lewis	29	60	2.1
1984	Ken Harvey	28	43	1.5
1985	Chauncey Robinson	28	44	1.6
1986	Chauncey Robinson	30	41	1.4
1987	Tracy Taylor	27	27	1.0
1988	Greg Lockhart	29	42	1.4
1989	Greg Lockhart	28	42	1.5
1990	Tony Watts	30	49	1.6
1991	Tony Watts	28	47	1.7
1992	Chuck Evans	28	83	*3.0
1993	Chuck Evans	29	82	*2.8
1994	T.J. Honore & D. Wilson	29	45	1.6
1995	Darryl Wilson	30	45	1.5
1996	Marcus Bullard	34	52	1.5
1997	Trey Moore	30	54	1.8
1998	Detrick White	30	49	1.6
1999	Detrick White	33	34	1.0
2000	Derrick Zimmerman	30	36	1.2
2001	A. Jackson & D. Zman	31	36	1.2
2002	Derrick Zimmerman	35	75	2.1
2003	Derrick Zimmerman	31	58	1.9
2004	Winsome Frazier	30	71	*2.4
2005	Lawrence Roberts	32	50	1.6
2006	Jamont Gordon	30	34	1.1
2007	Jamont Gordon	35	46	1.3
2008	Barry Stewart	34	44	1.3
2009	Dee Bost	36	52	1.4
2010	Dee Bost	36	47	1.3
2011	Riley Benock	31	37	1.2
2012	Dee Bost	33	66	2.0
2013	Fred Thomas	32	56	1.8
2014	Craig Sword	32	60	1.9
2015	I.J. Ready	29	37	1.3
2016	<b>Q. Weatherspoon</b>	<b>31</b>	<b>42</b>	<b>1.4</b>
2017	<b>Q. Weatherspoon</b>	<b>29</b>	<b>50</b>	<b>1.7</b>
2018	<b>Q. Weatherspoon</b>	<b>37</b>	<b>52</b>	<b>1.4</b>

\* - Led Southeastern Conference

# - Led NCAA &amp; the SEC



<b>1953-54</b>		<b>1957-58</b>		<b>1961-62</b>		<b>1968-69</b>	
<b>LEADING SCORERS</b>	<b>PPG</b>	<b>LEADING SCORERS</b>	<b>PPG</b>	<b>LEADING SCORERS</b>	<b>PPG</b>	<b>LEADING SCORERS</b>	<b>PPG</b>
Gerald Caveness	17.8	Bailey Howell	27.8	Leland Mitchell	16.7	Manuel Washington	15.4
Dan Daley	12.0	Jerry Keeton	11.7	W.D. Stroud	15.9	John Guyton	12.8
Jack Houston	11.5	Charles Hull	10.4	Joe Dan Gold	13.1	Chuck Wade	12.1
<b>LEADING REBOUNDERS</b>	<b>RPG</b>	<b>LEADING REBOUNDERS</b>	<b>RPG</b>	<b>LEADING REBOUNDERS</b>	<b>RPG</b>	<b>LEADING REBOUNDERS</b>	<b>RPG</b>
Jack Houston	11.8	Bailey Howell	16.2	Leland Mitchell	8.9	John Guyton	7.2
George Cooke	8.8	Charles Hull	9.5	Joe Dan Gold	8.8	Jim Martin	6.8
Dan Daley	5.1	Jerry Keeton	5.9	Bobby Shows	6.6	Manuel Washington	6.3
<b>1954-55</b>		<b>1958-59</b>		<b>1962-63</b>		<b>1969-70</b>	
<b>LEADING SCORERS</b>	<b>PPG</b>	<b>LEADING SCORERS</b>	<b>PPG</b>	<b>LEADING SCORERS</b>	<b>PPG</b>	<b>LEADING SCORERS</b>	<b>PPG</b>
Jim Ashmore	22.3	Bailey Howell	27.5	Leland Mitchell	17.1	John Guyton	16.3
Wayne Duncan	11.9	Charles Hull	10.6	W.D. Stroud	16.8	Jack Bouldin	15.4
Jack Houston	11.7	Jerry Graves	10.3	Joe Dan Gold	13.3	Randy Hodges	13.1
<b>LEADING REBOUNDERS</b>	<b>RPG</b>	<b>LEADING REBOUNDERS</b>	<b>RPG</b>	<b>LEADING REBOUNDERS</b>	<b>RPG</b>	<b>LEADING REBOUNDERS</b>	<b>RPG</b>
Jack Houston	11.7	Bailey Howell	15.2	Leland Mitchell	9.8	Jim Martin	9.2
Wayne Duncan	6.7	Jerry Graves	8.1	Joe Dan Gold	7.8	John Guyton	7.5
Dudley Nash	5.9	Charles Hull	7.2	Stan Brinker	6.5	Randy Hodges	5.2
<b>1955-56</b>		<b>1959-60</b>		<b>1963-64</b>		<b>1970-71</b>	
<b>LEADING SCORERS</b>	<b>PPG</b>	<b>LEADING SCORERS</b>	<b>PPG</b>	<b>LEADING SCORERS</b>	<b>PPG</b>	<b>LEADING SCORERS</b>	<b>PPG</b>
Jim Ashmore	22.3	Jerry Graves	18.6	Doug Hutton	14.9	Jack Bouldin	19.1
Wayne Duncan	13.9	Charles Hull	15.2	Stan Brinker	12.8	Randy Hodges	13.0
Jerry Ritchey	10.4	Dave Glasgow	9.8	Richie Williams	9.5	Malcolm Wesson	12.2
<b>LEADING REBOUNDERS</b>	<b>RPG</b>	<b>LEADING REBOUNDERS</b>	<b>RPG</b>	<b>LEADING REBOUNDERS</b>	<b>RPG</b>	<b>LEADING REBOUNDERS</b>	<b>RPG</b>
Wayne Lemon	11.0	Jerry Graves	10.4	Stan Brinker	9.0	Malcolm Wesson	7.4
Wayne Duncan	8.3	Charles Hull	9.8	Don Posey	6.1	Randy Hodges	5.4
Lloyd Johnson	5.6	Dave Glasgow	5.2	Richie Williams	5.8	Bill Combs	4.9
<b>1956-57</b>		<b>1960-61</b>		<b>1964-65</b>		<b>1971-72</b>	
<b>LEADING SCORERS</b>	<b>PPG</b>	<b>LEADING SCORERS</b>	<b>PPG</b>	<b>LEADING SCORERS</b>	<b>PPG</b>	<b>LEADING SCORERS</b>	<b>PPG</b>
Jim Ashmore	28.3	Jerry Graves	21.3	Bill Chumblor	13.5	Jack Bouldin	15.8
Bailey Howell	25.9	Leland Mitchell	12.9	Gary Washington	11.2	Jeff Watkins	12.5
Wayne Lemon	9.3	W.D. Stroud	12.4	Richie Williams	9.3	Terry Kusnierz	11.4
<b>LEADING REBOUNDERS</b>	<b>RPG</b>	<b>LEADING REBOUNDERS</b>	<b>RPG</b>	<b>LEADING REBOUNDERS</b>	<b>RPG</b>	<b>LEADING REBOUNDERS</b>	<b>RPG</b>
Bailey Howell	19.7	Jerry Graves	10.3	Richie Williams	5.8	Terry Kusnierz	12.0
Wayne Lemon	11.1	Leland Mitchell	8.4	Charlie Crews	5.0	Malcolm Wesson	6.0
Jerry Keeton	4.9	Joe Dan Gold	6.7	Buddy Walden	4.9	Jeff Watkins	4.6
<b>1965-66</b>		<b>1966-67</b>		<b>1967-68</b>		<b>1972-73</b>	
<b>LEADING SCORERS</b>	<b>PPG</b>	<b>LEADING SCORERS</b>	<b>PPG</b>	<b>LEADING SCORERS</b>	<b>PPG</b>	<b>LEADING SCORERS</b>	<b>PPG</b>
Dave Williams	19.7	Dave Williams	15.7	Tom Payne	15.8	Rich Knarr	18.0
Gary Washington	12.0	Gary Washington	11.8	Dave Williams	12.9	Jerry Jenkins	17.6
John Sapen	9.4	John Sapen	9.2	Manuel Washington	9.8	Larry Fry	12.5
<b>LEADING REBOUNDERS</b>	<b>RPG</b>	<b>LEADING REBOUNDERS</b>	<b>RPG</b>	<b>LEADING REBOUNDERS</b>	<b>RPG</b>	<b>LEADING REBOUNDERS</b>	<b>RPG</b>
Dave Williams	10.2	Dave Williams	10.2	Dave Williams	9.9	Larry Fry	7.7
Herb Biggs	8.3	Tom Payne	5.4	Tom Payne	5.4	Larry Fry	7.7
Tom Payne	5.2	John Sapen	4.4	John Sapen	4.4	Jerry Jenkins	6.8
<b>1966-67</b>		<b>1967-68</b>		<b>1973-74</b>		<b>1974-75</b>	
<b>LEADING SCORERS</b>	<b>PPG</b>	<b>LEADING SCORERS</b>	<b>PPG</b>	<b>LEADING SCORERS</b>	<b>PPG</b>	<b>LEADING SCORERS</b>	<b>PPG</b>
Dave Williams	15.7	Tom Payne	15.8	Jerry Jenkins	22.1	Jerry Jenkins	22.1
Gary Washington	11.8	Dave Williams	12.9	Larry Fry	15.5	Larry Fry	15.5
John Sapen	9.2	Manuel Washington	9.8	Rich Knarr	12.5	Rich Knarr	12.5
<b>LEADING REBOUNDERS</b>	<b>RPG</b>	<b>LEADING REBOUNDERS</b>	<b>RPG</b>	<b>LEADING REBOUNDERS</b>	<b>RPG</b>	<b>LEADING REBOUNDERS</b>	<b>RPG</b>
Dave Williams	9.9	Dave Williams	10.3	Taylor Williams	9.4	Taylor Williams	9.4
Tom Payne	5.4	Tom Payne	6.5	Larry Fry	8.8	Larry Fry	8.8
John Sapen	4.4	Manuel Washington	5.2	Jerry Jenkins	6.9	Jerry Jenkins	6.9



ASHMORE



<b>1975-76</b>			
<b>LEADING SCORERS</b>	<b>PPG</b>		
Ray White	18.3		
Gary Hooker	17.7		
Taylor Williams	9.5		
<b>LEADING REBOUNDERS</b>	<b>RPG</b>		
Taylor Williams	7.9		
Wiley Pec	6.8		
Gary Hooker	6.7		
<b>1976-77</b>			
<b>LEADING SCORERS</b>	<b>PPG</b>		
Rickey Brown	19.3		
Ray White	16.2		
Gary Hooker	14.8		
<b>LEADING REBOUNDERS</b>	<b>RPG</b>		
Rickey Brown	10.8		
Wiley Peck	9.3		
Gary Hooker	7.3		
<b>1977-78</b>			
<b>LEADING SCORERS</b>	<b>PPG</b>		
Ray White	14.5		
Rickey Brown	13.4		
Gary Hooker	10.5		
<b>LEADING REBOUNDERS</b>	<b>RPG</b>		
Wiley Peck	8.4		
Gary Hooker	7.1		
Rickey Brown	6.9		
<b>1978-79</b>			
<b>LEADING SCORERS</b>	<b>PPG</b>		
Ray White	17.1		
Greg Grim	16.9		
Rickey Brown	15.4		
<b>LEADING REBOUNDERS</b>	<b>RPG</b>		
Wiley Peck	11.3		
Rickey Brown	8.6		
Ray White	6.3		
<b>1979-80</b>			
<b>LEADING SCORERS</b>	<b>PPG</b>		
Rickey Brown	20.5		
Greg Grim	14.5		
Jeff Malone	11.9		
<b>LEADING REBOUNDERS</b>	<b>RPG</b>		
Rickey Brown	14.4		
Kalpatrick Wells	7.7		
Jeff Malone	3.3		
<b>1980-81</b>			
<b>LEADING SCORERS</b>	<b>PPG</b>		
Jeff Malone	20.1		
Terry Lewis	9.3		
Ron White	8.4		
<b>LEADING REBOUNDERS</b>	<b>RPG</b>		
Kalpatrick Wells	9.1		
Ron White	7.4		
Jeff Malone	4.2		
<b>1981-82</b>			
<b>LEADING SCORERS</b>	<b>PPG</b>		
Jeff Malone	18.6		
Terry Lewis	8.6		
Butch Pierre	7.9		
<b>LEADING REBOUNDERS</b>	<b>RPG</b>		
Kalpatrick Wells	6.6		
Jeff Malone	4.1		
Terry Lewis	4.1		

<b>1982-83</b>			
<b>LEADING SCORERS</b>	<b>PPG</b>		
Jeff Malone	26.8		
Terry Lewis	15.2		
Butch Pierre	7.4		
<b>LEADING REBOUNDERS</b>	<b>RPG</b>		
Kalpatrick Wells	6.8		
Kelvin Hildreth	5.3		
Terry Lewis	4.5		
<b>1983-84</b>			
<b>LEADING SCORERS</b>	<b>PPG</b>		
Ken Harvey	12.7		
Kelvin Hildreth	9.5		
Butch Pierre	6.9		
<b>LEADING REBOUNDERS</b>	<b>RPG</b>		
Kelvin Hildreth	6.1		
Ken Harvey	3.8		
Mackey Whyte	3.5		
<b>1984-85</b>			
<b>LEADING SCORERS</b>	<b>PPG</b>		
Ken Harvey	13.9		
Tony Robinson	9.4		
Chauncey Robinson	8.6		
<b>LEADING REBOUNDERS</b>	<b>RPG</b>		
Raymond Brown	5.0		
Tony Robinson	4.6		
Ken Harvey	4.4		
<b>1985-86</b>			
<b>LEADING SCORERS</b>	<b>PPG</b>		
Chauncey Robinson	14.0		
Raymond Brown	11.8		
Greg Lockhart	8.8		
<b>LEADING REBOUNDERS</b>	<b>RPG</b>		
Chauncey Robinson	7.0		
Raymond Brown	5.7		
Anthony Blakley	4.5		
<b>1986-87</b>			
<b>LEADING SCORERS</b>	<b>PPG</b>		
Hubert Henderson	14.9		
Anthony Blakley	11.7		
Greg Lockhart	8.2		
<b>LEADING REBOUNDERS</b>	<b>RPG</b>		
Hubert Henderson	9.1		
Anthony Blakley	6.0		
Reginald Boykin	3.8		
<b>1987-88</b>			
<b>LEADING SCORERS</b>	<b>PPG</b>		
Greg Lockhart	9.9		
Reginald Boykin	9.7		
Chancellor Nichols	9.2		
<b>LEADING REBOUNDERS</b>	<b>RPG</b>		
Carl Nichols	6.6		
Chancellor Nichols	6.0		
Reginald Boykin	3.9		
<b>1988-89</b>			
<b>LEADING SCORERS</b>	<b>PPG</b>		
Cameron Burns	15.1		
Greg Lockhart	13.7		
Tony Watts	9.9		
<b>LEADING REBOUNDERS</b>	<b>RPG</b>		
Cameron Burns	6.3		
Chancellor Nichols	5.1		
Greg Carter	3.5		



<b>1989-90</b>			
<b>LEADING SCORERS</b>	<b>PPG</b>		
Cameron Burns	18.2		
Greg Carter	13.0		
Tony Watts	11.7		
<b>LEADING REBOUNDERS</b>	<b>RPG</b>		
Cameron Burns	7.3		
Greg Carter	6.8		
Todd Merritt	6.7		
<b>1990-91</b>			
<b>LEADING SCORERS</b>	<b>PPG</b>		
Cameron Burns	16.9		
Greg Carter	15.4		
Tony Watts	12.0		
<b>LEADING REBOUNDERS</b>	<b>RPG</b>		
Greg Carter	7.8		
Todd Merritt	7.2		
Cameron Burns	6.1		
<b>1991-92</b>			
<b>LEADING SCORERS</b>	<b>PPG</b>		
Tony Watts	19.2		
Chuck Evans	12.2		
Johnny Walker	11.1		
<b>LEADING REBOUNDERS</b>	<b>RPG</b>		
Johnny Walker	9.1		
Eric Stevens	5.8		
Greg Anderson	4.1		
<b>1992-93</b>			
<b>LEADING SCORERS</b>	<b>PPG</b>		
Orien Watson	15.4		
Chuck Evans	13.4		
Marcus Grant	10.8		
<b>LEADING REBOUNDERS</b>	<b>RPG</b>		
Johnny Walker	7.5		
Marcus Grant	4.4		
David Domingue	3.9		

<b>1993-94</b>			
<b>LEADING SCORERS</b>	<b>PPG</b>		
Darryl Wilson	16.2		
Erick Dampier	11.9		
Marcus Grant	9.8		
<b>LEADING REBOUNDERS</b>	<b>RPG</b>		
Erick Dampier	8.7		
Russell Walters	5.6		
Brian Price	5.0		
<b>1994-95</b>			
<b>LEADING SCORERS</b>	<b>PPG</b>		
Darryl Wilson	17.8		
Erick Dampier	13.1		
Marcus Grant	10.4		
<b>LEADING REBOUNDERS</b>	<b>RPG</b>		
Erick Dampier	9.7		
Brian Price	6.0		
Darryl Wilson	4.7		
<b>1995-96</b>			
<b>LEADING SCORERS</b>	<b>PPG</b>		
Darryl Wilson	18.0		
Dontae' Jones	14.7		
Erick Dampier	14.5		
<b>LEADING REBOUNDERS</b>	<b>RPG</b>		
Erick Dampier	9.3		
Dontae' Jones	6.8		
Russell Walters	5.5		
<b>1996-97</b>			
<b>LEADING SCORERS</b>	<b>PPG</b>		
Horatio Webster	16.1		
Bart Hyche	12.8		
Trey Moore	11.2		
<b>LEADING REBOUNDERS</b>	<b>RPG</b>		
Tyrone Washington	7.9		
Horatio Webster	7.4		
Quentin Smith	3.8		



<b>1997-98</b>		<b>2004-05</b>		<b>2011-12</b>		<b>2015-16</b>	
<b>LEADING SCORERS</b>	<b>PPG</b>	<b>LEADING SCORERS</b>	<b>PPG</b>	<b>LEADING SCORERS</b>	<b>PPG</b>	<b>LEADING SCORERS</b>	<b>PPG</b>
Horatio Webster	17.0	Lawrence Roberts	16.9	Arnett Moultrie	16.4	Gavin Ware	15.4
Tyrone Washington	12.9	Winsome Frazier	12.3	Dee Bost	15.8	Craig Sword	13.0
Detrick White	12.2	Shane Power	11.1	Rodney Hood	10.3	Quindary Weatherspoon	12.0
<b>LEADING REBOUNDERS</b>	<b>RPG</b>	<b>LEADING REBOUNDERS</b>	<b>RPG</b>	<b>LEADING REBOUNDERS</b>	<b>RPG</b>	<b>LEADING REBOUNDERS</b>	<b>RPG</b>
Tyrone Washington	9.3	Lawrence Roberts	11.0	Arnett Moultrie	10.5	Gavin Ware	7.8
Horatio Webster	5.2	Marcus Campbell	5.0	Renardo Sidney	5.2	Quindary Weatherspoon	4.7
Detrick White	4.9	Ontario Harper	4.9	Rodney Hood	4.8	Travis Daniels	4.5
<b>1998-99</b>		<b>2005-06</b>		<b>2012-13</b>		<b>2016-17</b>	
<b>LEADING SCORERS</b>	<b>PPG</b>	<b>LEADING SCORERS</b>	<b>PPG</b>	<b>LEADING SCORERS</b>	<b>PPG</b>	<b>LEADING SCORERS</b>	<b>PPG</b>
Tyrone Washington	12.7	Charles Rhodes	13.8	Craig Sword	10.5	Quindary Weatherspoon	16.5
Tang Hamilton	11.3	Jamont Gordon	13.8	Jalen Steele	10.1	Lamar Peters	10.7
Detrick White	11.1	Jamall Edmondson	11.0	Fred Thomas	9.7	Mario Kegler	9.7
<b>LEADING REBOUNDERS</b>	<b>RPG</b>	<b>LEADING REBOUNDERS</b>	<b>RPG</b>	<b>LEADING REBOUNDERS</b>	<b>RPG</b>	<b>LEADING REBOUNDERS</b>	<b>RPG</b>
Tyrone Washington	8.4	Charles Rhodes	7.1	Gavin Ware	6.4	Aric Holman	6.0
Oral Roberts	5.9	Jamont Gordon	6.8	Colin Borchert	5.0	Mario Kegler	5.5
Tang Hamilton	5.7	Wesley Morgan	5.3	Roqueez Johnson	4.5	Quindary Weatherspoon	5.1
<b>1999-2000</b>		<b>2006-07</b>		<b>2013-14</b>		<b>2017-18</b>	
<b>LEADING SCORERS</b>	<b>PPG</b>	<b>LEADING SCORERS</b>	<b>PPG</b>	<b>LEADING SCORERS</b>	<b>PPG</b>	<b>LEADING SCORERS</b>	<b>PPG</b>
Tang Hamilton	14.4	Jamont Gordon	16.0	Craig Sword	13.7	Quindary Weatherspoon	14.4
Robert Jackson	12.3	Charles Rhodes	13.7	Gavin Ware	10.0	Aric Holman	10.9
Antonio Jackson	12.0	Dietric Slater	10.5	Roqueez Johnson	9.7	Nick Weatherspoon	10.8
<b>LEADING REBOUNDERS</b>	<b>RPG</b>	<b>LEADING REBOUNDERS</b>	<b>RPG</b>	<b>LEADING REBOUNDERS</b>	<b>RPG</b>	<b>LEADING REBOUNDERS</b>	<b>RPG</b>
Robert Jackson	7.0	Jamont Gordon	7.1	Gavin Ware	7.2	Aric Holman	6.7
Tang Hamilton	6.2	Charles Rhodes	6.2	Roqueez Johnson	4.6	Abdul Ado	6.4
Michael Gholar	4.4	Dietric Slater	5.7	Colin Borchert	4.2	Quindary Weatherspoon	6.0
<b>2000-01</b>		<b>2007-08</b>		<b>2014-15</b>			
<b>LEADING SCORERS</b>	<b>PPG</b>	<b>LEADING SCORERS</b>	<b>PPG</b>	<b>LEADING SCORERS</b>	<b>PPG</b>		
Antonio Jackson	12.8	Charles Rhodes	17.4	Craig Sword	11.3		
Marckell Patterson	12.2	Jamont Gordon	17.2	Gavin Ware	10.0		
Tang Hamilton	12.1	Barry Stewart	11.5	Roqueez Johnson	9.3		
<b>LEADING REBOUNDERS</b>	<b>RPG</b>	<b>LEADING REBOUNDERS</b>	<b>RPG</b>	<b>LEADING REBOUNDERS</b>	<b>RPG</b>		
Robert Jackson	7.3	Charles Rhodes	7.8	Gavin Ware	7.1		
Tang Hamilton	6.8	Jarvis Varnado	7.8	Roqueez Johnson	5.1		
Marckell Patterson	4.4	Jamont Gordon	6.6	Travis Daniels	3.9		
<b>2001-02</b>		<b>2008-09</b>					
<b>LEADING SCORERS</b>	<b>PPG</b>	<b>LEADING SCORERS</b>	<b>PPG</b>				
Mario Austin	16.1	Jarvis Varnado	12.9				
Marckell Patterson	12.3	Barry Stewart	12.4				
Timmy Bowers	10.6	Ravenn Johnson	12.1				
<b>LEADING REBOUNDERS</b>	<b>RPG</b>	<b>LEADING REBOUNDERS</b>	<b>RPG</b>				
Mario Austin	7.6	Jarvis Varnado	8.8				
Michael Gholar	6.2	Phil Turner	5.5				
Marckell Patterson	4.2	Barry Stewart	3.8				
<b>2002-03</b>		<b>2009-10</b>					
<b>LEADING SCORERS</b>	<b>PPG</b>	<b>LEADING SCORERS</b>	<b>PPG</b>				
Mario Austin	15.5	Jarvis Varnado	13.8				
Timmy Bowers	14.6	Ravenn Johnson	13.2				
Michal Ignerski	9.0	Dee Bost	13.0				
<b>LEADING REBOUNDERS</b>	<b>RPG</b>	<b>LEADING REBOUNDERS</b>	<b>RPG</b>				
Mario Austin	7.7	Jarvis Varnado	10.3				
Ontario Harper	4.9	Kodi Augustus	5.4				
Michal Ignerski	4.8	Dee Bost	4.4				
<b>2003-04</b>		<b>2010-11</b>					
<b>LEADING SCORERS</b>	<b>PPG</b>	<b>LEADING SCORERS</b>	<b>PPG</b>				
Lawrence Roberts	16.9	Ravenn Johnson	17.6				
Timmy Bowers	15.0	Dee Bost	15.3				
Winsome Frazier	13.1	Renardo Sidney	14.2				
<b>LEADING REBOUNDERS</b>	<b>RPG</b>	<b>LEADING REBOUNDERS</b>	<b>RPG</b>				
Lawrence Roberts	10.1	Renardo Sidney	10.3				
Branden Vincent	7.6	Kodi Augustus	5.4				
Shane Power	4.2	Wendell Lewis	4.8				





POINTS SCORED

NAME	SEASON	G	PTS	AVG
1. Rickey Brown	1976-77	27	520	19.3
2. Ray White	1975-76	26	475	18.3
3. Rich Knarr	1972-73	26	467	18.0
4. Gary Hooker	1975-76	26	461	17.7
5. Jamont Gordon	2005-06	30	413	13.8
6. Dee Bost	2008-09	36	392	10.9
<b>7. Nick Weatherspoon</b>	<b>2017-18</b>	<b>36</b>	<b>389</b>	<b>10.8</b>
<b>8. Q. Weatherspoon</b>	<b>2015-16</b>	<b>31</b>	<b>371</b>	<b>12.0</b>
9. Erick Dampier	1993-94	29	344	11.9
10. Barry Stewart	2006-07	35	342	9.8

SCORING AVERAGE

NAME	SEASON	G	PTS	AVG
1. Rickey Brown	1976-77	27	520	19.3
2. Ray White	1975-76	26	475	18.3
3. Rich Knarr	1972-73	26	467	18.0
4. Gary Hooker	1975-76	26	461	17.7
5. Jamont Gordon	2005-06	30	413	13.8
<b>6. Q. Weatherspoon</b>	<b>2015-16</b>	<b>31</b>	<b>371</b>	<b>12.0</b>
7. Erick Dampier	1993-94	29	344	11.9
8. Jeff Malone	1979-80	27	320	11.9
9. Malik Newman	2015-16	29	329	11.3
<b>10. Nick Weatherspoon</b>	<b>2017-18</b>	<b>36</b>	<b>389</b>	<b>10.8</b>

REBOUNDS

NAME	SEASON	G	REB	AVG
1. Rickey Brown	1976-77	27	292	10.8
2. Erick Dampier	1993-94	29	251	8.7
<b>3. Abdul Ado</b>	<b>2017-18</b>	<b>36</b>	<b>231</b>	<b>6.4</b>
4. Kalpatrick Wells	1979-80	27	209	7.7
5. Gavin Ware	2012-13	32	206	6.4
6. Jamont Gordon	2005-06	30	203	6.8
7. Carl Nichols	1987-88	29	192	6.6
8. Mario Kegler	106-17	32	175	5.5
9. Gary Hooker	1975-76	26	175	6.7
10. Chan. Nichols	1987-88	28	169	6.0
Wiley Peck	1975-76	25	169	6.8

REBOUNDING AVERAGE

NAME	SEASON	G	REB	AVG
1. Rickey Brown	1976-77	27	292	10.8
2. Erick Dampier	1993-94	29	251	8.7
3. Kalpatrick Wells	1979-80	27	209	7.7
4. Jamont Gordon	2005-06	30	203	6.8
5. Wiley Peck	1975-76	25	169	6.8
6. Gary Hooker	1975-76	26	175	6.7
7. Carl Nichols	1987-88	29	192	6.6
8. Gavin Ware	2012-13	32	206	6.4
<b>9. Abdul Ado</b>	<b>2017-18</b>	<b>36</b>	<b>231</b>	<b>6.4</b>
10. Chan. Nichols	1987-88	28	169	6.0

ASSISTS

NAME	SEASON	G	ASST	AVG
1. Dee Bost	2008-09	36	156	4.3
2. Jamont Gordon	2005-06	30	129	4.3
3. Rich Knarr	1972-73	26	127	4.9
4. Ben Hansbrough	2006-07	35	112	3.2
<b>5. Lamar Peters</b>	<b>2016-17</b>	<b>30</b>	<b>101</b>	<b>3.4</b>
<b>6. Nick Weatherspoon</b>	<b>2017-18</b>	<b>36</b>	<b>75</b>	<b>2.1</b>
Craig Sword	2012-13	32	75	2.3
8. Gary Ervin	2003-04	30	74	2.5
9. Greg Lockhart	1985-86	30	70	2.3
10. I.J. Ready	2013-14	26	69	2.7
Ray White	1975-76	26	69	2.7

BLOCKED SHOTS

NAME	SEASON	G	BLK	AVG
<b>1. Abdul Ado</b>	<b>2017-18</b>	<b>36</b>	<b>67</b>	<b>1.9</b>
Jarvis Varnado	2006-07	35	67	1.9
2. Erick Dampier	1993-94	29	65	2.2
3. Rickey Brown	1976-77	27	58	2.1
4. Kalpatrick Wells	1979-80	27	51	1.9
5. Wiley Peck	1975-76	25	37	1.5
6. Chan. Nichols	1987-88	28	30	1.1
7. Fred Thomas	2012-13	32	27	0.8
8. Gavin Ware	2012-13	32	24	0.8
9. Carl Nichols	1987-88	29	21	0.7
10. Gary Hooker	1975-76	26	20	0.8

STEALS

NAME	SEASON	G	STL	AVG
1. Ray White	1975-76	26	60	2.3
2. Fred Thomas	2012-13	32	56	1.8
3. Craig Sword	2012-13	32	55	1.7
4. Dee Bost	2008-09	36	52	1.4
5. Jeff Norwood	1981-82	27	45	1.7
Gary Hooker	1975-76	26	45	1.7
<b>7. Q. Weatherspoon</b>	<b>2015-16</b>	<b>31</b>	<b>42</b>	<b>1.4</b>
8. D. Zimmerman	1999-00	30	36	1.2
9. Ben Hansbrough	2006-07	35	35	1.0
<b>10. Lamar Peters</b>	<b>2016-17</b>	<b>30</b>	<b>34</b>	<b>1.1</b>
Jamont Gordon	2005-06	30	34	1.1

FIELD GOALS MADE

NAME	SEASON	FGM	FGA	PCT
1. Rickey Brown	1976-77	225	443	.508
2. Ray White	1975-76	206	407	.506
3. Gary Hooker	1975-76	186	391	.476
4. Rich Knarr	1972-73	185	426	.434
<b>5. Nick Weatherspoon</b>	<b>2017-18</b>	<b>149</b>	<b>311</b>	<b>.479</b>
6. Jamont Gordon	2005-06	139	341	.408
Jeff Malone	1979-80	139	303	.459
<b>8. Q. Weatherspoon</b>	<b>2015-16</b>	<b>133</b>	<b>297</b>	<b>.448</b>
Erick Dampier	1993-94	133	226	.589
10. Rodney Hood	2011-12	127	287	.443





## FIELD GOALS ATTEMPTED

NAME	SEASON	FGM	FGA	PCT
1. Rickey Brown	1976-77	225	443	.508
2. Rich Knarr	1972-73	185	426	.434
3. Ray White	1975-76	206	407	.506
4. Gary Hooker	1975-76	186	391	.476
5. Jamont Gordon	2005-06	139	341	.408
6. Fred Thomas	2012-13	103	314	.328
<b>7. Nick Weatherspoon</b>	<b>2017-18</b>	<b>149</b>	<b>311</b>	<b>.479</b>
8. Dee Bost	2008-09	108	307	.352
9. Jeff Malone	1979-80	139	303	.459
<b>10. Q. Weatherspoon</b>	<b>2015-16</b>	<b>133</b>	<b>297</b>	<b>.448</b>

## 3-POINT FIELD GOALS MADE

NAME	SEASON	FGM	FGA	PCT
1. Barry Stewart	2006-07	68	174	.391
2. Malik Newman	2015-16	61	161	.379
<b>3. Lamar Peters</b>	<b>2016-17</b>	<b>59</b>	<b>161</b>	<b>.366</b>
Reginald Delk	2005-06	59	144	.410
5. Dee Bost	2008-09	54	161	.335
6. Rodney Hood	2011-12	47	129	.364
Ben Hansbrough	2006-07	47	114	.412
<b>8. Tyson Carter</b>	<b>2016-17</b>	<b>44</b>	<b>122</b>	<b>.361</b>
<b>9. Q. Weatherspoon</b>	<b>2015-16</b>	<b>43</b>	<b>109</b>	<b>.394</b>
10. Fred Thomas	2012-13	41	172	.238

## 3-POINT FIELD GOALS ATT.

NAME	SEASON	FGM	FGA	PCT
1. Barry Stewart	2006-07	68	174	.391
2. Fred Thomas	2012-13	51	172	.238
<b>3. Lamar Peters</b>	<b>2016-17</b>	<b>59</b>	<b>161</b>	<b>.366</b>
Malik Newman	2015-16	61	161	.379
Dee Bost	2008-09	54	161	.335
6. Reginald Delk	2005-06	59	144	.410
7. Rodney Hood	2011-12	47	129	.364
<b>8. Tyson Carter</b>	<b>2016-17</b>	<b>44</b>	<b>122</b>	<b>.361</b>
9. Mario Kegler	2016-17	40	116	.345
10. Ben Hansbrough	2006-07	47	114	.412

## FREE THROWS MADE

NAME	SEASON	FTM	FTA	PCT
1. Dee Bost	2008-09	122	170	.718
2. Jamont Gordon	2005-06	108	167	.647
3. Rich Knarr	1972-73	97	115	.843
4. Gary Hooker	1975-76	89	124	.718
5. Barry Stewart	2006-07	82	107	.766
Craid Sword	2012-13	82	148	.554
7. Erick Dampier	1993-94	78	159	.491
8. Rickey Brown	1976-77	70	97	.722
<b>9. Nick Weatherspoon</b>	<b>2017-18</b>	<b>65</b>	<b>90</b>	<b>.722</b>
10. Ray White	1975-76	63	97	.649

## FREE THROWS ATTEMPTED

NAME	SEASON	FTM	FTA	PCT
1. Dee Bost	2008-09	122	170	.718
2. Jamont Gordon	2005-06	108	167	.647
3. Erick Dampier	1993-94	78	159	.491
4. Craid Sword	2012-13	82	148	.554
5. Gary Hooker	1975-76	89	124	.718
6. Rich Knarr	1972-73	97	115	.843
7. Abdul Ado	2017-18	58	113	.513
8. Barry Stewart	2006-07	82	107	.766
<b>9. Schneider Herard</b>	<b>2016-17</b>	<b>51</b>	<b>103</b>	<b>.495</b>
10. Rickey Brown	1976-77	70	97	.722

## MINUTES PLAYED

NAME	SEASON	G	MIN	AVG
1. Dee Bost	2008-09	36	1,137	31.6
2. Rodney Hood	2011-12	32	1,050	32.8
<b>3. Nick Weatherspoon</b>	<b>2017-18</b>	<b>37</b>	<b>1,021</b>	<b>28.4</b>
4. Jamont Gordon	2005-06	30	988	32.9
5. Jeff Norwood	1981-82	27	968	35.9
<b>6. Abdul Ado</b>	<b>2017-18</b>	<b>36</b>	<b>953</b>	<b>26.5</b>
7. Ray White	1975-76	26	926	35.6
8. Fred Thomas	2012-13	32	917	28.7
9. Mario Kegler	2016-17	32	901	28.2
10. Gary Hooker	1975-76	26	890	34.2

## MINUTES AVERAGE

NAME	SEASON	G	MIN	AVG
1. Jeff Norwood	1981-82	27	968	35.9
2. Ray White	1975-76	26	926	35.6
3. Gary Hooker	1975-76	26	890	34.2
4. Jamont Gordon	2005-06	30	988	32.9
5. Rodney Hood	2011-12	32	1,050	32.8
6. Dee Bost	2008-09	36	1,137	31.6
7. Rich Knarr	1972-73	26	819	31.5
8. Rickey Brown	1976-77	27	824	30.5
9. Carl Nichols	1987-88	29	884	30.5
10. Raymond Brown	1984-85	28	813	29.0



**INDIVIDUAL RECORDS****MOST POINTS SCORED**

58, Pete Maravich, LSU (12-22-67 at LSU)

**MOST FIELD GOALS MADE**

22, Pete Maravich, LSU (3-2-70 at MSU)

22, Pete Maravich, LSU 12-22-67 at LSU)

**MOST FIELD GOALS ATTEMPTED**

49, Pete Maravich, LSU (3-3-69 at MSU)

**BEST FIELD GOAL PERCENTAGE**

1.000 (12-of-12)

Durand Macklin, LSU (1-5-80 at LSU)

**MOST 3-POINT FIELD GOALS MADE**

9, Shan Foster, Vanderbilt (3-5-08 at VU)

9, Isaiah Swann, Florida State (3-20-07)

9, Brad Boyd, Louisiana-Lafayette (11-23-02 at MSU)

**MOST 3-POINT FG ATTEMPTED**

20, Donald Sims, Appalachian State (11-19-10 at MSU)

**BEST 3-POINT FG PERCENTAGE**

1.000 (7-7)

J.J. Frazier, Georgia (2-14-15 at MSU)

**MOST FREE THROWS MADE**

18, Dwight Anderson, Kentucky (2-12-79 at UK)

18, Kenny Higgs, LSU (1-2-78 at MSU)

**MOST FREE THROWS ATTEMPTED**

23, Dwight Anderson, Kentucky (2-12-79 at UK)

23, Calvin Natt, Louisiana-Monroe (12-5-77 at MSU)

**BEST FREE THROW PERCENTAGE**

1.000 (16-of-16)

Eddie Palubinskas, LSU (3-1-73 at LSU)

1.000 (15-of-15)

Eddie Johnson, Auburn (1-20-75 at AU)

**MOST REBOUNDS**

31, Nate Thurmond, Bowling Green,

(3-16-63 at East Lansing, MI)

**MOST OFFENSIVE REBOUNDS**

10, Randolph Morris, Kentucky,

(3-9-07 at Atlanta, GA)

10, Kevin Hendrix, Alabama

(1-28-06 at BAMA)

**MOST DEFENSIVE REBOUNDS**

18, Ernie Abercrombie, Oklahoma (2-10-96 at OU)

**MOST ASSISTS**

17, Kenny Higgs, LSU (1-19-76 at MSU)

**MOST TURNOVERS**

12, Eddie Johnson, Auburn (1-20-75 at Auburn)

**MOST BLOCKED SHOTS**

11, Theo Ratliff, Wyoming (12-28-94 at Casper, WY)

**MOST STEALS**

8, Rajon Rondo, Kentucky (2-19-05 at UK)

Jack Givens, Kentucky (1-3-76 at MSU)

**MOST DUNKS**

8, Eugene McDowell, Florida (1-5-83 at UF)

8, Dominique Wilkins, Georgia (2-10-82 at UGA)

**MOST MINUTES PLAYED**

58, Gerald Glass, Ole Miss, (1-24-90 at MSU)

**LAST TIME AN OPPOSING PLAYER SCORED 35 OR MORE POINTS**

37, J.J. Frazier, Georgia (1-24-15 at MSU)

**SCORED 40 OR MORE POINTS**

40, Donald Sims, Appalachian State (11-19-10 at MSU)

**SCORED 42 OR MORE POINTS**

43, Stefan Moody, Ole Miss (3-2-16 at OM)

**HAD 21 OR MORE REBOUNDS**

22, Ernie Abercrombie, Oklahoma (2-10-96 at OU)

**HAD 12 OR MORE ASSISTS**

12, Jabril Durham, Arkansas (1-9-16 at ARK)

**HAD SIX OR MORE STEALS**

6, Jabril Durham, Arkansas (1-9-16 at ARK)

**HAD SIX OR MORE BLOCKED SHOTS:**

6, Chief Kickingstallionsims, Alabama State (12-6-08 at MSU)

**LAST TIME AN OPPOSING TEAM ... SCORED 100 OR MORE POINTS**

105, Miami (11-19-15 at Puerto Rico)

**WAS HELD TO 39 POINTS OR LESS**

39, LSU (1-9-08 at LSU)

**WAS HELD TO 40-45 POINTS**

44, Southern Miss (12-19-16 at Jackson, MS)

**WAS HELD TO 46-49 POINTS**

48, Little Rock (12-20-17 at MSU)

**SHOT 60 PERCENT-PLUS FROM THE FIELD**

.623 [33-53], at Missouri (3-1-14 at MIZZOU)

**SHOT 65 PERCENT-PLUS FROM THE FIELD**

.702 [40-57], Georgia (2-28-01 at UGA)

**HELD TO LESS THAN 30% FROM FIELD**

.281 [18-64], Florida A&amp;M (11-18-17 at MSU)

**MADE 15 OR MORE 3-POINTERS**

16, Arkansas (1-9-16 at ARK)

**WAS HELD WITHOUT A 3-POINTER**

[0-19], South Carolina (3-2-02 at SC)

**ATTEMPTED 35 OR MORE 3-POINTERS**

35, Central Arkansas (12-22-12 in Jackson, MS)

**DID NOT ATTEMPT A 3-POINTER**

0, LSU (1-30-88 at LSU)

**SHOT 100% FROM THE FT LINE - MIN. 10 FTA**

1.000 [10-10], Saint Mary's, (12-29-10 at Las Vegas)

**HAD 50 OR MORE REBOUNDS**

50, Tennessee (3-9-18 at St. Louis, MO)

**HAD 25 OR MORE ASSISTS**

25, LSU (2-6-16 at Baton Rouge)

**HAD 25 OR MORE TURNOVERS**

26, Dayton (12-3-17 at MSU)

**HAD 10 OR MORE BLOCKED SHOTS**

11, Gincinnati (12-12-17 at CINCY)

**HAD 16 OR MORE STEALS**

16, Mississippi Valley State (11-17-14 at MSU)

**TEAM RECORDS****MOST POINTS SCORED**

120, Vanderbilt (3-8-69 at MSU)

**MOST FIELD GOALS MADE**

51, Kentucky (3-8-75 at MSU)

**MOST FIELD GOALS ATTEMPTED**

103, Tampa (2-15-57 at Tampa)

**BEST FIELD GOAL PERCENTAGE**

.729 (27-of-37), Ole Miss (2-16-80 at MSU)

**MOST 3-POINT FIELD GOALS MADE**

17, Troy (12-10-05 at MSU)

**MOST 3-POINT FG ATTEMPTED**

45, Troy (12-10-05 at MSU)

**BEST 3-POINT FG PERCENTAGE**

.727 (8-of-11), Auburn (2-19-94 at MSU)

**Most Free Throws Made:**

40, Vanderbilt (1-26-80 at Vandy)

40, Kentucky (2-12-79 at UK)

40, Auburn (1-20-75 at AU)

40, Florida (2-26-72 at UF)

**MOST FREE THROWS ATTEMPTED**

56, Kentucky (2-12-79 at UK)

**BEST FREE THROW PERCENTAGE (MIN. 15 FTM)**

1.000 (19-of-19), Kentucky (1-10-83 at MSU)

**BEST FREE THROW PERCENTAGE (MIN. 20 FTM)**

.972 (35-of-36), Vanderbilt (2-26-86 at VU)

**MOST REBOUNDS**

75, Florida (2-19-55 at UF)

**MOST OFFENSIVE REBOUNDS**

28, Troy (11-30-93 at MSU)

**MOST DEFENSIVE REBOUNDS**

41, LSU (11-11-09 at MSU)

**MOST ASSISTS**

33, Kentucky (1-23-80 at MSU)

**MOST TURNOVERS:**

37, Southern Miss (12-2-76 at MSU)

**MOST BLOCKED SHOTS**

12, Stanford (12-21-99 at Oakland, CA)

12, Kentucky (2-16-10 at MSU)

12, Texas (11-21-12 at Maui, HI)

**MOST STEALS**

23, Kentucky (1-9-91 at UK)

**MOST POINTS SCORED**

*Game:* 123 • Troy • 12/05/1995  
*Season:* 2716 • 2017-18

**FEWEST POINTS SCORED - SINCE 1950**

*Game:* 20 • Georgia • 01/13/1982  
*Season:* 1234 • 1952-53

**MOST COMBINED POINTS SCORED**

*Game:* 216 • MSU 110, Vanderbilt 106 • 12/06/1979

**FEWEST COMBINED POINTS - SINCE 1950**

*Game:* 39 • MSU 23, Ole Miss 16 • 02/28/1959

**HIGHEST SCORING AVERAGE**

*Season:* 84.8 • 1956-57

**LOWEST SCORING AVERAGE - SINCE 1950**

*Season:* 49.5 • 1981-82

**MOST POINTS ALLOWED**

*Game:* 120 • Vanderbilt • 03/08/1969  
*Season:* 2507 • 2017-18

**FEWEST POINTS ALLOWED - SINCE 1950**

*Game:* 16 • at Ole Miss • 02/28/1959  
*Season:* 1340 • 1952-53

**MOST FIELD GOALS MADE**

*Game:* 50 • Southeastern Louisiana • 01/27/1964  
*Season:* 1,000 • 2017-18

**FEWEST FIELD GOALS MADE - SINCE 1950**

*Game:* 7 • Vanderbilt • 02/23/2013  
*Season:* 433 • 1952-53

**Most Field Goals Attempted:**

*Game:* 115 • Howard College • 12/02/1955  
*Season:* 2151 • 2017-18

**FEWEST FIELD GOALS ATTEMPTED - SINCE 1954**

*Game:* 20 • Georgia • 01/13/1982  
*Season:* 1077 • 1981-82

**HIGHEST FIELD GOAL PERCENTAGE**

*Game - Min. 30 FGA:* .710 • 22/31  
 at Tennessee • 02/17/1982  
*Season:* .513 • 892-1739 • 1978-79

**MOST 3-POINT FIELD GOALS MADE**

*Game:* 17 vs. Southern Miss • 12/19/2016  
*Season:* 296 • 2008-09

**FEWEST 3-POINT FIELD GOALS MADE**

*Game:* 0 • Last time: at Arkansas • 02/07/2015  
*Season:* 58 • 1986-87

**MOST 3-POINT FG ATTEMPTED**

*Game:* 39 • at Alabama • 02/21/2009  
*Season:* 918 • 2009-10

**FEWEST 3-POINT FG ATTEMPTED**

*Game:* 0 • vs. Ole Miss • 01/14/1987  
*Season:* 211 • 1986-87

**HIGHEST 3-POINT FG PERCENTAGE**

*Game - Min. 10 FGA:* .800 • 8/10  
 vs. Tennessee-Martin • 11/27/1991  
*Season:* .384 • 214-558 • 1995-96

**MOST FREE THROWS MADE**

*Game:* 41 • vs. LSU • 02/11/2009  
*Season:* 603 • 1956-57

**FEWEST FREE THROWS MADE - SINCE 1950**

*Game:* 0 • Last: vs. Auburn • 02/11/1995  
*Season:* 250 • 1986-87

**MOST FREE THROWS ATTEMPTED**

*Game:* 58 • at Arkansas • 12/13/1952  
*Season:* 882 • 1956-57

**FEWEST FREE THROWS ATTEMPTED - SINCE 1950**

*Game:* 0 • Last: vs. Georgia • 01/13/1982  
*Season:* 370 • 1986-87

**HIGHEST FREE THROW PERCENTAGE**

*Game - Min. 15 FTA:* 1.000 • 15/15  
 at Tennessee • 01/26/1974  
*Season:* .769 • 496/645 • 1967-68

**MOST REBOUNDS**

*Game:* 85 • vs. Louisiana College • 12/11/1961  
*Season:* 1406 • 2009/10

**FEWEST REBOUNDS - SINCE 1950**

*Game:* 11 • vs. Ole Miss • 02/20/1982  
*Season:* 581 • 1981-82

**HIGHEST REBOUNDING AVERAGE**

*Season:* 50.5 • 1956-57

**LOWEST REBOUNDING AVERAGE - SINCE 1950**

*Season:* 21.5 • 1981-82

**MOST OFFENSIVE REBOUNDS**

*Game:* 31 • Mississippi Valley State • 11/21/2000  
*Season:* 496 • 2000-01

**MOST DEFENSIVE REBOUNDS**

*Game:* 44 • Mississippi Valley State • 11/21/2000  
*Game:* 44 • Tennessee Tech • 01/05/1993  
*Season:* 1011 • 2009-10

**MOST ASSISTS**

*Game:* 34 • Chicago State • 12/04/1975  
*Season:* 566 • 2001-02

**MOST TURNOVERS**

*Game:* 34 • at Evansville • 12/17/1975)  
*Season:* 583 • 1995-96 & 2001-02

**Fewest Turnovers:**

*Game:* 4 • vs. Kentucky • 01/15/1979  
*Game:* 4 • vs. Louisiana Tech • 11/10/2007  
*Game:* 4 • vs. Vanderbilt • 01/16/2018  
*Season:* 376 • 1984-85

**MOST BLOCKED SHOTS**

*Game:* 16 • Georgia • 01/12/2008  
*Season:* 271 • 2008-09 & 2009-10

**MOST STEALS**

*Game:* 27 vs. Samford • 12/29/75);  
 vs. SW Louisiana • 12/6/75)  
*Season:* 294 • 2001-02

**MOST DUNKS**

*Game:* 15 • Troy State • 11/30/1993  
*Season:* 146 • 2017-18

**MOST PERSONAL FOULS**

*Game:* 41 • at Kentucky • 02/12/1979  
*Season:* 638 • 2016-17

**MOST DISQUALIFICATIONS**

*Game:* 6 • at Kentucky • 02/12/1979  
*Season:* 34 • 1956-57

**LONGEST WINNING STREAKS**

19 Jan. 15, 1962 to Dec. 15, 1962  
 18 Jan. 5, 1959 to Dec. 7, 1959  
 17 Jan. 31, 1913 to Feb. 10, 1914  
 14 Feb. 15, 1958 to Dec. 30, 1958  
 13 Nov. 22, 2003 to Jan. 10, 2004  
 12 Feb. 28, 1957 to Jan. 6, 1958  
 12 Feb. 20, 1914 to Feb. 6, 1915  
 12 Feb. 16, 1911 to Jan. 24, 1913

**LONGEST LOSING STREAKS**

14 Jan. 7, 1955 to Feb. 21, 1955  
 13 Jan. 25, 2014 to March 8, 2014  
 13 Jan. 15, 2013 to Feb. 27, 2013  
 11 Dec. 12, 1981 to Feb. 23, 1982  
 10 Feb. 10, 1945 to Jan. 18, 1946  
 9 Jan. 17, 1987 to Feb. 14, 1987  
 9 Feb. 4, 1981 to March 4, 1981  
 9 Jan. 26, 1951 to March 1, 1951  
 9 Feb. 4, 1949 to Dec. 3, 1949  
 9 Feb. 5, 1909 to Feb. 8, 1911

**LONGEST WINNING STREAKS • SEC**

13 Jan. 15, 1962 to Jan. 5, 1963  
 13 Jan. 5, 1959 to Feb. 28, 1959  
 10 Feb. 22, 1960 to Feb. 11, 1961  
 10 Feb. 17, 1942 to Dec. 18, 1942  
 9<sup>^</sup> Mar. 5, 2009 to Jan. 16, 2010  
 8 Jan. 17, 2004 to Feb. 14, 2004  
 8\* Feb. 16, 2002 to Mar. 10, 2002  
 7 Feb. 17, 1979 to Jan. 2, 1980  
 7 Jan. 12, 1963 to Feb. 11, 1963

**LONGEST LOSING STREAK • SEC**

16 Feb. 4, 1981 to Jan. 23, 1982  
 16 Feb. 10, 1945 to Feb. 15, 1946  
 13 Jan. 25, 2014 to March 8, 2014  
 13 Jan. 15, 2013 to Feb. 27, 2013  
 11 Feb. 20, 1985 to Jan. 22, 1986  
 11 Jan. 7, 1955 to Feb. 19, 1955  
 9 Jan. 17, 1987 to Feb. 14, 1987

**LONGEST WINNING STREAKS • HOME**

35 Jan. 14, 1957 to Dec. 12, 1959  
 25 Dec. 2, 1961 to Dec. 2, 1963  
 19 Feb. 11, 1920 to Feb. 9, 1922  
 14 Jan. 22, 2003 to Jan. 10, 2004  
 14 Jan. 31, 1913 to Jan. 31, 1914  
 13 March 4, 2017/Jan. 2, 2018  
 13 Jan. 23, 1978 to Jan. 15, 1979  
 13 Feb. 22, 1960 to Feb. 11, 1961  
 12 Feb. 25, 2004 to Feb. 12, 2005  
 11 Feb. 1, 1916 to Feb. 17, 1917  
 10 Feb. 5, 1923 to Feb. 16, 1924  
 10 Feb. 20, 1914 to Feb. 6, 1915

\* - Includes 3 SEC Tournament wins

^ - Includes 4 SEC Tournament wins



<b>SEC TEAM STATISTICAL TITLES</b>			<b>SEC INDIVIDUAL LEADERS</b>		
<b>SEASON</b>	<b>STATISTICAL CATEGORY</b>	<b>STATISTIC</b>	<b>SEASON</b>	<b>STATISTICAL CATEGORY</b>	<b>STATISTIC</b>
1960-61	Scoring Offense	77.0 ppg	1957-58	Bailey Howell (Scoring)	27.8 ppg
1976-77	Field Goal % Defense	44.0 FG%	1958-59	Bailey Howell (Scoring)	25.5 ppg
1976-77	Rebounding	45.9 rpg	1964-65	Paul Smith (FT%)	92.7 FT%
1977-78	Scoring Defense	67.1 ppg	1973-74	Bill Singletary (FG%)	66.5 FG%
1979-80	Rebounding	42.0 rpg	1975-76	Al Perry (Assists)	8.0 apg
1980-81	Rebound Margin	+4.9 rpg	1978-79	Wiley Peck (FG%)	64.4 FG%
1983-84	Rebound Defense	28.1 rpg	1978-79	Wiley Peck (Rebounds)	11.3 rpg
1984-85	Rebound Defense	30.1 rpg	1979-80	Rickey Brown (Rebounds)	14.4 rpg
1986-87	Scoring Defense	65.5 ppg	1982-83	Jeff Malone (Scoring)	26.8 ppg
1986-87	Free Throw % Defense	66.5 FT%	1989-90	Cameron Burns (FG%)	59.7 FG%
1987-88	Scoring Defense	65.0 ppg	1991-92	Tony Watts (FT%)	84.8 FT%
1987-88	3-Point FG % Defense	31.4 FG%	1991-92	Chuck Evans (Assists)	7.8 apg
1990-91	Free Throw % Defense	62.0 FT%	1991-92	Chuck Evans (Steals)	3.0 spg
1993-94	Field Goal % Defense	39.1 FG%	1992-93	Chuck Evans (Assists)	8.1 apg
1995-96	Field Goal Percentage	32.6 rpg	1992-93	Chuck Evans (Steals)	2.8 spg
1995-96	Rebound Margin	+6.3 rpg	1994-95	Erick Dampier (FG%)	64.0 FG%
1998-99	3-Point FG % Defense	30.3 FG%	1994-95	Darryl Wilson (3FG/game)	3.1 3pg
2000-01	Rebound Defense	33.3 rpg	1995-96	Darryl Wilson (FT%)	79.6 FT%
2000-01	Rebound Margin	+7.9 rpg	1996-97	Tyrone Washington (Blocks)	2.0 bpg
2001-02	Field Goal Percentage	48.0 FG%	1997-98	Tyrone Washington (FG%)	53.1 FG%
2001-02	Rebound Margin	+6.5 rpg	1997-98	Detrick White (Assists)	5.5 apg
2002-03	Scoring Defense	59.7 ppg	1998-99	Detrick White (Assists)	5.6 apg
2002-03	Field Goal % Defense	40.1 FG%	2001-02	Derrick Zimmerman (Assists)	6.0 apg
2002-03	3-Point FG % Defense	32.7 FG%	2002-03	Derrick Zimmerman (Assists)	5.6 apg
2002-03	Rebound Margin	+6.2 rpg	2003-04	Winsome Frazier (Steals)	2.4 spg
2002-03	Steals	8.65 spg	2004-05	Lawrence Roberts (Rebs)	11.0 rpg
2003-04	Scoring Offense	77.3 ppg	2007-08	Jarvis Varnado (Blocks)	5.6 bpg
2003-04	Scoring Margin	+10.7 ppg	2008-09	Jarvis Varnado (Blocks)	4.7 bpg
2003-04	Rebounding	41.0 rpg	2009-10	Jarvis Varnado (Rebounds)	10.3 rpg
2003-04	Rebound Margin	+8.0 rpg	2009-10	Jarvis Varnado (Def. Rebs)	7.3 rpg
2003-04	Steals	9.33 spg	2009-10	Jarvis Varnado (Blocks)	4.7 bpg
2004-05	Rebounding	40.9 rpg	2009-10	Jarvis Varnado (FG%)	58.2 FG%
2004-05	Rebound Margin	+8.5 rpg	2011-12	Arnett Moultrie (Rebounds)	10.5 rpg
2006-07	Field Goal % Defense	40.3 FG%	2011-12	Arnett Moultrie (Off. Rebs)	3.7 rpg
2006-07	Rebounding	39.0 rpg	2011-12	Dee Bost (Assists)	5.5 apg
2006-07	Blocked Shots	6.34 bpg	2011-12	Dee Bost (Minutes)	36.3 mpg
2007-08	Scoring Defense	65.5 ppg	2015-16	Gavin Ware (FG%)	61.4 FG%
2007-08	Field Goal % Defense	37.0 FG%			
2007-08	Rebound Offense	40.7 rpg			
2007-08	Blocked Shots	7.85 bpg			
2008-09	Blocked Shots	7.53 bpg			
2008-09	3-Point Field Goals Made	8.22 pg			
2009-10	Blocked Shots	7.5			
2009-10	3-Point Field Goals Made	9.1			
2009-10	Defensive Rebounds	1011			
2010-11	Defensive Rebounds	813			
2010-11	3-Point Field Goals Made	7.9			



**MSU'S 100-POINT GAMES**

RANK	OPPONENT (DATE)	PTS
1.	TROY (12-5-95)	123
2.	SOUTHEASTERN LOUISIANA (11-25-95)	121
	UNION (12-4-58)	121
4.	ALCORN STATE (12-18-90)	120
5.	TROY (11-30-93)	118
6.	Louisiana College (12-10-60)	117
7.	UNION (12-5-60)	115
8.	HOWARD COLLEGE (12-5-57)	114
9.	SOUTHEASTERN LOUISIANA (12-1-88)	113
	CHICAGO STATE (12-4-75)	113
	SOUTHEASTERN LOUISIANA (1-27-64)	113
	LOUISIANA COLLEGE (12-11-61)	113
	at Tampa (2-15-57)	113
14.	CENTENARY (11-29-89)	112
15.	TENNESSEE TECH (1-5-93)	110
	VANDERBILT [OT] (12-6-79)	110
	SAMFORD (12-5-73)	110
18.	NORTH FLORIDA (12-30-17)	109
	TENNESSEE TECH (11-26-90)	109
20.	HOWARD COLLEGE (12-2-55)	108
21.	ARKANSAS-PINE BLUFF (11-23-99)	107
	NORTHEAST MISSOURI STATE (12-9-76)	107
	at Birmingham-Southern (1-31-52)	107
24.	EASTERN WASHINGTON (11-13-15)	106
	TROY (12-10-11)	106
	SOUTHEASTERN LOUISIANA (11-28-94)	106
	DELTA STATE (1-1-63)	106
	CHRISTIAN BROTHERS (12-19-62)	106
	at Delta State (1-29-62)	106
	HOWARD COLLEGE (12-3-56)	106
31.	ST. BONAVENTURE (12-5-09)	105
	AUBURN (3-2-04)	105
	Arkansas-Pine Bluff (11-17-98)	105
	LOUISIANA TECH (12-2-63)	105
	at Florida (2-14-59)	105
36.	Jacksonville State (12-15-05)	104
	FLORIDA A&M (12-20-04)	104
	Louisiana-Monroe (12-15-01)	104
	OLE MISS [40T] (1-24-90)	104
	FLORIDA [20T] (2-3-75)	104
41.	MISSISSIPPI COLLEGE (1-8-51)	103
42.	NORTH ALABAMA (11-10-08)	102
	ALABAMA A&M (11-30-00)	102
	FLORIDA INTERNATIONAL (12-6-82)	102
	VANDERBILT (1-29-77)	102
	SEWANEE (12-7-70)	102
	ARKANSAS STATE (12-17-56)	102
48.	BRADLEY (3-17-07)	101
	OLE MISS [20T] (1-11-79)	101
	OLE MISS (1-23-65)	101
53.	ALABAMA A&M (12-2-02)	100
	JACKSONVILLE (11-30-02)	100
	OLE MISS (1-27-75)	100
	at Ole Miss (1-30-56)	100

**OPPONENT 100-POINT GAMES**

RANK	OPPONENT (DATE)	PTS
1.	VANDERBILT (3-8-69)	120
2.	KENTUCKY (3-8-75)	118
3.	at Arkansas (2-20-93)	115
4.	at Louisville (12-8-54)	113
5.	at Kentucky (2-1-75)	112
6.	at Kentucky (1-5-70)	111
	at LSU (12-22-67)	111
8.	at Tulane (2-6-56)	110
	at Kentucky (2-11-52)	110
10.	at Tennessee (2-24-75)	109
	at LSU (2-2-70)	109
12.	at Kentucky (3-4-74)	108
13.	FLORIDA [20T] (2-3-75)	107
	at Kentucky (2-17-68)	107
15.	VANDERBILT [OT] (12-6-79)	106

RANK	OPPONENT (DATE)	PTS
16.	at Memphis (1-27-56)	105
	vs. Miami (11-19-15)	105
18.	at Vanderbilt (3-9-72)	104
	at Kentucky (1-10-72)	104
	at Virginia Tech (12-19-64)	104
	at Tennessee (2-8-58)	104
22.	at Austin Peay (1-22-92)	103
	KENTUCKY (2-18-67)	103
	at LSU (1-14-52)	103
25.	OLE MISS [40T] (1-24-90)	102
	at Kentucky (12-4-89)	102
	at Missouri (12-7-74)	102
	at Kentucky (2-8-71)	102
	at Vanderbilt (12-14-68)	102
	at Florida State (2-21-55)	102
	at Arkansas (12-13-52)	102
32.	UMASS (3-13-12)	101
33.	at Florida (1-7-87)	100
	at Kentucky [OT] (2-12-73)	100
	at Vanderbilt (1-13-62)	100

**MSU'S BIGGEST WINS**

RANK	OPPONENT (DATE)	SCORE • MARGIN
1.	BROWNSVILLE (1-22-1909)	75-0 • +75
2.	LOYOLA • NEW ORLEANS (12-14-96)	98-32 • +66
	OLE MISS (2-26-14)	84-18 • +66
4.	at Columbus AC (1-24-09)	61-1 • +60
5.	HOWARD COLLEGE (12-5-57)	114-57 • +57
	at Meridian (12-19-24)	65-8 • +57
7.	UNION (12-5-60)	115-59 • +56
8.	ALCORN STATE (12-18-90)	120-65 • +55
	MILLSAPS COLLEGE (1-14-14)	63-8 • +55
10.	OLE MISS (2-25-14)	68-15 • +53
11.	ST. BONAVENTURE (12-5-09)	105-53 • +52
	Arkansas-Pine Bluff (11-17-98)	105-53 • +52
	SOUTHEASTERN LOUISIANA (12-1-88)	113-61 • +52
14.	NEW ORLEANS	97-46 • +51
	MISSISSIPPI COLLEGE (1-8-51)	103-52 • +51
15.	TROY STATE (12-5-95)	123-73 • +50
	MISSISSIPPI COLLEGE (1-15-15)	53-3 • +50
	MISSISSIPPI COLLEGE (1-14-15)	50-0 • +50
18.	NORTHEAST MISSOURI STATE (12-9-76)	107-58 • +49
19.	UNION (2-1-12)	66-18 • +48
	UNION (2-16-11)	66-18 • +48

**MSU'S BIGGEST WINS • SINCE 1950**

RANK	OPPONENT (DATE)	SCORE • MARGIN
1.	LOYOLA • NEW ORLEANS (12-14-96)	98-32 • +66
2.	HOWARD COLLEGE (12-5-57)	114-57 • +57
3.	UNION (12-5-60)	115-59 • +56
4.	ALCORN STATE (12-18-90)	120-65 • +55
5.	ST. BONAVENTURE (12-5-09)	105-53 • +52
	Arkansas-Pine Bluff (11-17-98)	105-53 • +52
	SOUTHEASTERN LOUISIANA (12-1-88)	113-61 • +52
8.	NEW ORLEANS (1-3-13)	97-46 • +51
	MISSISSIPPI COLLEGE (1-8-51)	103-52 • +51
9.	TROY (12-5-95)	123-73 • +50
10.	NORTHEAST MISSOURI STATE (12-9-76)	107-58 • +49
11.	TENNESSEE TECH (1-5-93)	110-65 • +45
	Prairie View A&M (11-29-91)	97-52 • +45
	at Southwestern (12-6-58)	91-46 • +45
14.	LOUISIANA TECH (12-2-63)	105-61 • +44
15.	SOUTHEASTERN LOUISIANA (11-25-95)	121-78 • +43
	LOUISIANA COLLEGE (12-11-61)	113-70 • +43
	UNION (12-4-58)	121-78 • +43
	HOWARD COLLEGE (12-2-55)	108-65 • +43
19.	Southern Miss (12-19-16)	86-44 • +42
	Jacksonville State (12-22-04)	95-53 • +42
	ALABAMA A&M (12-2-02)	100-58 • +42
	ALABAMA A&M (11-30-00)	102-60 • +42
	OLE MISS (1-14-95)	94-52 • +42
24.	NORTH ALABAMA (11-19-08)	102-61 • +41

**MSU'S BIGGEST LOSSES**

RANK	OPPONENT (DATE)	SCORE - MARGIN
1.	at Arkansas (2-20-93)	115-58 - 57
2.	at Alabama (1-18-05)	98-49 - 49
	at Louisville (12-8-54)	113-64 - 49
4.	at Houston (12-18-81)	96-49 - 47
	at Vanderbilt (2-14-49)	90-43 - 47
	vs. North Carolina (11-19-12)	95-49 - 46
7.	at Florida (1-7-87)	100-56 - 44
	at Kentucky (2-11-52)	110-66 - 44
9.	MISSOURI (2-13-13)	78-36 - 42
	at LSU (2-8-46)	73-31 - 42
11.	VANDERBILT (2-23-13)	72-31 - 41
	VANDERBILT (2-27-93)	80-39 - 41
	at Kentucky (1-6-88)	93-52 - 41
14.	at Kentucky (3-4-74)	108-69 - 39
15.	KENTUCKY (3-8-75)	118-80 - 38
	at Tulane (2-6-56)	110-72 - 38
17.	VANDERBILT (3-8-69)	120-83 - 37
	OLE MISS (2-10-45)	61-24 - 37
19.	at LSU (2-13-35)	67-31 - 36
20.	FLORIDA	82-47 - 35
	at Kentucky (1-5-70)	111-76 - 35
	at LSU (2-27-53)	82-47 - 35
	at Ole Miss (2-27-51)	95-60 - 35
	at Vanderbilt (2-13-50)	85-50 - 35
	at LSU (1-29-45)	62-27 - 35
	at Alabama (2-24-36)	54-19 - 35

**REBOUNDS**

RANK	OPPONENT (DATE)	REBS
1.	LOUISIANA COLLEGE (12-11-61)	85
2.	UNION (12-5-60)	82
3.	NORTHEAST LOUISIANA (1-27-62)	76
4.	MISSISSIPPI VALLEY STATE (11-21-00)	75
5.	Cincinnati (11-30-79)	71
	SOUTHWESTERN LOUISIANA (12-4-61)	71
7.	SOUTHWESTERN (12-7-57)	70
8.	TULANE (2-4-63)	68
	DELTA STATE (1-3-61)	68
	SOUTHEASTERN LOUISIANA (12-3-60)	68
11.	BIRMINGHAM-SOUTHERN (12-7-77)	67
	Louisiana College (12-10-60)	67
13.	Northwestern State (11-21-98)	66
	NORTHEAST MISSOURI STATE (12-9-76)	66
	at Virginia Tech (12-19-64)	66
16.	at LSU (2-23-63)	65
	GEORGIA TECH (1-14-63)	65

**FIELD GOALS MADE**

RANK	OPPONENT (DATE)	FGM
1.	SOUTHEASTERN LOUISIANA (1-27-64)	50
2.	Louisiana College (12-10-60)	49
	MISSISSIPPI COLLEGE (1-8-51)	49
4.	CHICAGO STATE (12-4-75)	48
	CHRISTIAN BROTHERS (12-19-62)	48
6.	TROY (12-5-95)	47
	VANDERBILT (12-6-79)	47
	SAMFORD (12-5-73)	47
	at Delta State (1-29-62)	47
10.	FLORIDA (2-3-75)	46
	UNION (12-4-58)	46
12.	Louisiana-Monroe (12-15-01)	45
	NICHOLLS STATE (11-17-01)	45
	TROY (11-30-93)	45
	OLE MISS (1-27-75)	45
	HOWARD COLLEGE (12-5-57)	45
	HOWARD COLLEGE (12-3-56)	45
	HOWARD COLLEGE (12-2-55)	45

**FIELD GOALS ATTEMPTED**

RANK	OPPONENT (DATE)	FGA
1.	HOWARD COLLEGE (12-2-55)	115
2.	UNION (12-5-60)	112
3.	LOUISIANA COLLEGE (12-11-61)	107
4.	SOUTHEASTERN LOUISIANA (1-27-64)	105
5.	at Virginia Tech (12-19-64)	103
6.	SOUTHWESTERN (12-12-55)	101
	at Tennessee (2-23-52)	101
8.	TENNESSEE (1-5-53)	99
9.	DELTA STATE (12-9-61)	98
10.	LOUISIANA COLLEGE (12-12-59)	97
11.	at Ole Miss (2-17-73)	96
	CHRISTIAN BROTHERS (12-19-62)	96
13.	at Delta State (1-29-62)	95
14.	TULANE (2-4-63)	94
15.	at Kentucky (2-12-73)	93
16.	GEORGIA (2-20-56)	92

**3-POINT FIELD GOALS MADE**

RANK	OPPONENT (DATE)	FGM
1.	Southern Miss (12-19-16)	17
2.	TROY (12-10-11)	16
	ARKANSAS (2-7-09)	16
	ST. BONAVENTURE (12-5-09)	16
5.	North Carolina A&T (12-12-10)	15
6.	at Kentucky (2-3-09)	14
	WESTERN KENTUCKY (1-5-09)	14
	SANTA CLARA (12-3-05)	14
	AUBURN (3-2-04)	14
	ALABAMA (3-4-00)	14
	OLD DOMINION (12-19-96)	14
	CENTENARY (12-22-09)	14
13.	at Baylor (3-18-18)	13
	Georgia State (12-4-16)	13
	LSU (2-3-07)	13
	NICHOLLS STATE (11-21-04)	13
	SOUTH CAROLINA (3-3-01)	13
	CENTENARY (12-11-99)	13
	at Tennessee (1-16-93)	13

**3-POINT FIELD GOALS AT.**

RANK	OPPONENT (DATE)	FGA
1.	KENTUCKY (2-16-10)	35
	at Alabama (2-21-09)	35
	NICHOLLS STATE (11-21-04)	35
4.	GEORGIA STATE (12-4-16)	34
	AUBURN (2-13-10)	34
	at Vanderbilt (2-3-10)	34
	at Auburn (2-14-09)	34
	AUBURN (2-11-95)	34
8.	UT MARTIN (12-16-17)	33
	at Auburn (3-3-10)	33
	MISSISSIPPI VALLEY STATE (12-28-09)	33
	TROY (12-10-05)	33
12.	TENNESSEE (3-6-10)	32
	UCLA (3-23-95)	32
14.	at Missouri (2-10-18)	31
	SOUTHERN (11-16-15)	31
	UMASS (3-13-12)	31
	TROY (12-10-11)	31
	GEORGIA (1-16-10)	31
	at Auburn (3-1-95)	31





**FREE THROWS MADE**

RANK	OPPONENT (DATE)	FTM
1.	LSU (2-11-09)	41
2.	AUBURN (2-19-73)	40
3.	SOUTHEASTERN LOUISIANA (12-1-88) at Arkansas (12-13-52)	39
5.	Old Dominion (1-1-97)	36
	DELTA STATE (1-1-63)	36
7.	Hawaii (1-3-73)	35
	LOUISIANA-MONROE (1-27-62)	35
	FLORIDA (2-15-60)	35
	GEORGIA TECH (1-10-59)	35
	at Memphis (1-27-56)	35
12.	at Missouri (12-7-74)	34
	George Washington (12-28-63)	34
	at Vanderbilt (1-13-62)	34
	at Florida (2-16-57)	34
16.	FLORIDA A&M (12-17-13)	33
	ARKANSAS STATE (12-8-01)	33
	Louisiana-Lafayette (12-28-00)	33
	OLE MISS (1-11-79)	33
	at Tennessee (2-10-62)	33
21.	ARKANSAS (2-27-02)	32
	OLE MISS (1-27-01)	32
	AUBURN (1-3-93)	32
	SOUTHERN MISS(12-2-76)	32
	at Georgia (1-29-73)	32
	VANDERBILT (1-14-61)	32
	SPRING HILL (12-13-60)	32

**FREE THROWS ATTEMPTED**

RANK	OPPONENT (DATE)	FTA
1.	at Arkansas (12-13-52)	58
2.	SOUTHEASTERN LOUISIANA (12-1-88)	56
3.	LSU (2-11-09)	52
4.	Tennessee (3-10-94)	51
5.	OLE MISS (2-12-94)	50
6.	at Memphis State (1-27-56)	49
7.	LITTLE ROCK (11-21-01)	48
	AUBURN (2-19-73)	48
	at LSU (1-30-60)	48
10.	NORTHWESTERN STATE (11-29-97)	47
	Old Dominion (1-1-97)	47
	at Vanderbilt (1-13-62)	47
13.	OLE MISS (1-11-79)	46
	SOUTHERN MISS (12-2-76)	46
	at Georgia (2-20-61)	46
16.	FLORIDA A&M (12-17-13)	45
	ARKANSAS (2-27-02)	45
	OLE MISS (1-14-95)	45
	at LSU (2-22-57)	45
	at Florida (2-16-57)	45
21.	TENNESSEE (1-7-15)	44
	ARKANSAS STATE (12-8-01)	44
	OLE MISS (1-27-01)	44
	AUBURN-MONTGOMERY (11-27-81)	44
	Hawaii (1-3-73)	44
	George Washington (12-28-63)	44
	at LSU (2-3-62)	44
	GEORGIA TECH (1-10-59)	44
	KENTUCKY (2-11-57)	44
	UNION (11-30-56)	44
	at LSU (2-4-56)	44

**ASSISTS**

RANK	OPPONENT (DATE)	ASST
1.	CHICAGO STATE (12-4-75)	34
2.	TROY (11-30-93)	32
	Cincinnati (11-30-79)	32
	NORTHEAST MISSOURI STATE (12-9-76)	32
5.	Louisiana-Monroe (12-15-01)	31
	TROY (12-5-95)	31
7.	TROY (12-10-11)	30
	ALCORN STATE (12-18-90)	30
	LSU (2-15-75)	30
	SAMFORD (12-5-73)	30
11.	FLORIDA TECH (2-8-94)	28
	TENNESSEE TECH (11-26-90)	28
	MISSOURI WESTERN (1-27-76)	28
	LSU (1-19-76)	28

**BLOCKED SHOTS**

RANK	OPPONENT (DATE)	BLK
1.	GEORGIA (1-12-08)	16
2.	FAIRLEIGH DICKINSON (11-22-08)	15
	CENTENARY (11-15-09)	15
	New Orleans (12-21-06)	15
	KENTUCKY (1-15-08)	15
6.	TEXAS-RIO GRANDE VALLEY (11-24-09)	14
	NORTHEAST MISSOURI STATE (12-9-76)	14
8.	FLORIDA A&M (11-18-17)	13
	ARKANSAS (1-14-10)	13
	WRIGHT STATE (12-16-09)	13
	at Kentucky (2-3-09)	13
	NORTH ALABAMA (11-19-08)	13
13.	Troy (11-26-10)	12
	ALABAMA (2-24-10)	12
	MISSISSIPPI VALLEY STATE (12-28-09)	12
	LOUISIANA-MONROE (11-17-08)	12
	Loyola Marymount (12-19-07)	12
	Miami - Florida (12-13-07)	12
	ALABAMA (3-4-07)	12
	FLORIDA (2-1-05)	12
	Northwestern State (11-21-98)	12
	BRIGHAM YOUNG (12-2-95)	12
	MISSOURI-KANSAS CITY (2-2-94)	12

**STEALS**

RANK	OPPONENT (DATE)	STL
1.	SAMFORD (12-29-75)	27
	SOUTHWESTERN LOUISIANA (12-6-75)	27
3.	NICHOLLS STATE (11-17-01)	20
4.	SOUTHEASTERN LOUISIANA (12-1-88)	19
	SOUTHERN MISSISSIPPI (12-11-84)	19
6.	Prairie View A&M (11-29-91)	18
	TENNESSEE-MARTIN (11-27-91)	18





**GAMES PLAYED**

RANK	GP	SEASON
1.	37	2017-18
2.	36	2009-10
	36	2008-09
4.	35	2006-07
	35	2001-02
6.	34	2007-08
	34	2004-05
	34	1995-96
9.	33	2013-14
	33	2011-12
	33	1998-99

**OVERALL WINS**

RANK	W	SEASON
1.	27	2001-02
2.	26	2003-04
	26	1995-96
4.	25	2017-18
5.	24	2009-10
	24	1961-62
	24	1958-59
8.	23	2008-09
	23	2007-08
	23	2004-05
11.	22	1994-95
	22	1962-63
13.	21	2011-12
	21	2006-07
	21	2002-03
16.	20	1998-99
	20	1990-91
	20	1957-58

**SEC WINS**

RANK	W	SEASON
1.	14	2003-04
2.	13	1990-91
	13	1977-78
	13	1961-62
	13	1958-59
	13	1942-43
7.	12	2007-08
	12	1994-95
	12	1962-63
10.	11	1978-79
	11	1960-61
12.	10	2001-02
	10	1995-96
	10	1965-66

**OVERALL LOSSES**

RANK	L	SEASON
1.	22	2012-13
	22	1985-86
3.	21	1986-87
4.	19	2014-15
	19	2013-14
	19	1983-84
	19	1981-82
	19	1980-81

**SEC LOSSES**

RANK	L	SEASON
1.	15	2013-14
	15	1986-87
	15	1985-86
	15	1980-81
	15	1969-70

**WINNING PERCENTAGE**

RANK	PCT	W-L	SEASON
1.	.960	24-1	1961-62
	.960	24-1	1958-59
3.	.867	26-4	2003-04
4.	.800	20-5	1957-58
5.	.786	22-6	1962-63
6.	.771	27-8	2001-02
7.	.765	26-8	1995-96
8.	.760	19-6	1960-61
9.	.733	22-8	1994-95
10.	.708	17-7	1926-27

**SEC WINNING PERCENTAGE**

RANK	PCT	W-L	SEASON
1.	.929	13-1	1961-62
	.929	13-1	1958-59
3.	.875	14-2	2003-04
4.	.857	12-2	1962-63
5.	.786	11-3	1960-61
6.	.750	12-4	2007-08
	.750	12-4	1994-95
8.	.722	13-5	1990-91
	.722	13-5	1977-78
10.	.650	13-7	1942-43

**POINTS SCORED**

RANK	PTS	SEASON
1.	2716	2017-18
2.	2692	2006-07
3.	2677	2008-09
4.	2622	2009-10
5.	2582	2001-02
6.	2489	2007-08
7.	2484	1995-96
8.	2466	2004-05
9.	2377	2011-12
10.	2342	1990-91

**SCORING AVERAGE**

RANK	AVG	SEASON
1.	84.8	1956-57
2.	81.0	1974-75
3.	80.8	1990-91
4.	80.1	1976-77
5.	77.9	1973-74
6.	77.7	1972-73
7.	77.3	1975-76
	77.3	2003-04
	77.3	1989-90
10.	77.0	1960-61

**FIELD GOALS MADE**

RANK	FGM	SEASON
1.	1000	2017-18
2.	951	2006-07
3.	943	2001-02
4.	897	2009-10
5.	892	1978-79
6.	890	2008-09
7.	885	2007-08
8.	881	1995-96
9.	870	2004-05
	870	1974-75

**FIELD GOALS ATTEMPTED**

RANK	FGA	SEASON
1.	2151	2017-18
2.	2071	2006-07
3.	2065	2009-10
4.	2058	2008-09
5.	1965	2001-02
	1965	1955-56
7.	1958	2004-05
8.	1922	2007-08
9.	1898	1998-99
10.	1890	2000-01

**FIELD GOAL PERCENTAGE**

RANK	PCT	SEASON
1.	.513	1978-79
2.	.512	1984-85
3.	.508	1982-83
4.	.500	1981-82
5.	.494	1988-89
6.	.486	1973-74
7.	.483	1977-78
8.	.482	1991-92
9.	.481	1975-76
10.	.480	1990-91
	.480	2001-02

**3-POINT FIELD GOALS MADE**

RANK	FGM	SEASON
1.	329	2009-10
2.	296	2008-09
3.	275	2006-07
4.	256	2017-18
5.	247	2016-17
6.	246	2010-11
7.	240	1994-95
8.	235	2007-08
9.	233	2011-12
10.	225	2015-16

**3-POINT FIELD GOALS ATTEMPTED**

RANK	FGA	SEASON
1.	918	2009-10
2.	819	2008-09
3.	802	2017-18
4.	775	2006-07
5.	711	2016-17
6.	703	2007-08
7.	680	2010-11
8.	674	2015-16
9.	653	2011-12
10.	643	1994-95

**3-POINT FIELD GOAL PCT.**

RANK	PCT	SEASON
1.	.384	1995-96
2.	.375	1992-93
3.	.373	1994-95
4.	.370	1991-92
5.	.365	1987-88

**FREE THROWS MADE**

RANK	FTM	SEASON
1.	603	1956-57
2.	601	2008-09
3.	534	1960-61
4.	532	1958-59
5.	527	2004-05
6.	521	1989-90
7.	518	1962-63
8.	515	2006-07
9.	510	2013-14
10.	508	1995-96

**FREE THROWS ATTEMPTED**

RANK	FTA	SEASON
1.	882	1956-57
2.	847	2008-09
3.	792	2004-05
4.	774	2006-07
5.	772	2001-02
6.	771	1993-94
7.	769	2013-14
8.	749	1960-61
9.	749	2007-08
10.	730	1971-72

**FREE THROW PERCENTAGE**

RANK	PCT	SEASON
1.	.769	1967-68
2.	.760	1958-59
3.	.757	1973-74
4.	.750	1961-62
5.	.734	1957-58
6.	.730	1970-71
7.	.725	2015-16
8.	.724	1972-73
9.	.723	2010-11
	.723	1983-84
	.723	1964-65

**REBOUNDS**

RANK	REBS	SEASON
1.	1406	2009-10
2.	1389	2004-05
3.	1385	2007-08
	1385	2008-09
5.	1364	2006-07
6.	1359	2001-02
7.	1334	2017-18
8.	1332	1998-99
	1332	1962-63
10.	1325	1995-96

**REBOUNDING AVERAGE**

RANK	AVG	SEASON
1.	50.5	1956-57
2.	49.0	1961-62
3.	47.6	1962-63
4.	46.8	1965-66
5.	46.2	1960-61
6.	46.2	1955-56
7.	45.9	1976-77
8.	43.3	1967-68
9.	43.0	1957-58
10.	42.7	1974-75

**OFFENSIVE REBOUNDS**

RANK	OR	SEASON
1.	496	2000-01
2.	492	2004-05
3.	456	2001-02
4.	444	2003-04
5.	443	2006-07
6.	411	1998-99
7.	410	2007-08
8.	408	2008-09
9.	402	2005-06
10.	398	2017-18

**DEFENSIVE REBOUNDS**

RANK	DR	SEASON
1.	1011	2009-10
2.	977	2008-09
3.	975	2007-08
4.	936	2017-18
5.	921	2006-07
6.	903	2001-02
7.	897	2004-05
8.	849	2011-12
9.	845	1995-96
10.	823	2016-17

**ASSISTS**

RANK	ASST	SEASON
1.	566	2001-02
2.	520	1995-96
3.	513	1990-91
4.	512	2006-07
5.	491	2017-18
6.	483	1992-93
	483	1975-76
8.	477	1976-77
9.	475	2004-05
10.	469	1994-95

**BLOCKED SHOTS**

RANK	BLK	SEASON
1.	271	2009-10
	271	2008-09
3.	267	2007-08
4.	222	2006-07
5.	198	2017-18
6.	175	1995-96
7.	151	1976-77
8.	144	1993-94
9.	141	1994-95
10.	136	2005-06

**STEALS**

RANK	STL	SEASON
1.	294	2001-02
2.	280	2003-04
3.	268	2002-03
4.	257	2012-13
5.	255	2013-14
	255	1991-92
7.	250	2008-09
8.	245	2006-07
9.	243	2017-18
10.	239	2016-17
	239	1992-93

**DUNKS**

RANK	D	SEASON
1.	146	2017-18
2.	145	2007-08
3.	134	2011-12
4.	116	2002-03
5.	113	1995-96
6.	110	2006-07
7.	107	2016-17
8.	105	2008-09
9.	103	1993-94
10.	98	2003-04

**TURNOVERS**

RANK	TO	SEASON
1.	583	2001-02
	583	1995-96
3.	545	2012-13
4.	541	1991-92
5.	536	1998-99
	536	1993-94

**PERSONAL FOULS**

RANK	PF	SEASON
1.	638	2016-17
2.	621	2001-02
3.	614	2017-18
4.	610	1976-77
5.	606	2014-15

**RECORDS - TEAM YEAR-BY-YEAR STATS**

SEASON (RECORD)	GP	FG-A	PCT	3FG-A	PCT	FT-A	PCT	REB-AVG	PF	A	T	B	S	PTS-AVG	
1956-57 (17-8)	MSU	25	759-1774	.428		603-882	.684	1263-50.5	527					2121-84.8	
	OPP	25	641-1881	.341		643-897	.717	1063-42.5	533					1924-77.0	
1957-58 (20-5)	MSU	25	674-1628	.414		495-674	.734	1076-43.0	464					1843-73.7	
	OPP	25	584-1687	.346		402-624	.644	870-34.8	477					1568-62.7	
1958-59 (24-1)	MSU	25	663-1453	.456		532-700	.760	1012-40.5#	422					1858-74.3	
	OPP	25	544-1491	.365		393-577	.681	707-28.3	495					1478-59.1	
1959-60 (12-13)	MSU	25	622-1516	.410		430-620	.694	971-38.8	453					1673-66.9	
	OPP	25	609-1508	.404		441-611	.722	953-38.1	446					1659-66.4	
1960-61 (19-6)	MSU	25	696-1574	.442		534-749	.713	1156-46.2	515					1925-77.0*	
	OPP	25	572-1474	.388		493-685	.720	948-37.9	492					1636-65.4	
1961-62 (24-1)	MSU	25	711-1682	.423		498-664	.750	1225-49.0	432					1920-76.8	
	OPP	25	588-1634	.360		366-526	.696	958-38.3	488					1537-61.5	
1962-63 (22-6)	MSU	28	793-1772	.448		518-729	.711	1332-47.6	533					2104-75.1	
	OPP	28	678-1696	.400		519-780	.665	1136-40.6	547					1875-67.0	
1963-64 (9-17)	MSU	26	720-1725	.417		373-520	.717	1045-40.2	467					1813-69.7	
	OPP	26	705-1637	.431		447-623	.717	1216-46.8	421					1857-71.4	
1964-65 (10-16)	MSU	26	733-1714	.428		438-606	.723	1034-39.8	499					1904-73.2	
	OPP	26	783-1728	.453		460-642	.717	1104-42.5	466					2026-77.9	
1965-66 (14-11)	MSU	25	739-1687	.438		388-544	.713	1170-46.8	467					1866-74.6	
	OPP	25	713-1654	.431		402-550	.731	1028-41.1	446					1828-73.1	
1966-67 (14-11)	MSU	25	667-1496	.446		435-618	.704	1048-41.9	465					1769-70.8	
	OPP	25	646-1463	.442		430-584	.736	971-38.8	470					1722-68.9	
1967-68 (9-17)	MSU	26	676-1635	.413		496-645	.769	1127-43.3	493					1848-71.1	
	OPP	26	769-1776	.433		446-618	.722	1160-44.6	495					1984-76.3	
1968-69 (8-17)	MSU	25	668-1651	.405		409-569	.719	957-38.3	464					1745-69.8	
	OPP	25	777-1656	.469		440-605	.727	1213-48.5	445					1994-79.8	
1969-70 (6-18)	MSU	24	695-1693	.411		379-527	.719	1023-42.6	443	310				1769-73.7	
	OPP	24	753-1675	.450		417-580	.719	1198-49.9	410	306				1923-80.1	
1970-71 (15-10)	MSU	25	668-1479	.452		474-649	.730	877-35.1	487	335				1810-72.4	
	OPP	25	675-1426	.473		450-614	.733	994-39.8	505	278				1800-72.0	
1971-72 (13-13)	MSU	26	712-1670	.426		480-730	.658	1087-41.8	565	294				1904-73.2	
	OPP	26	694-1528	.454		559-801	.698	1152-44.3	558	333				1947-74.9	
1972-73 (11-15)	MSU	26	812-1813	.448		397-548	.724	1030-39.6	545	389				2021-77.7	
	OPP	26	829-1780	.466		411-539	.763	1118-43.0	575	476				2069-79.6	
1973-74 (16-10)	MSU	26	825-1698	.486		374-494	.757	1047-40.3	555	411				2024-77.8	
	OPP	26	796-1710	.465		374-540	.693	1016-39.1	538	372				1932-74.3	
1974-75 (9-17)	MSU	26	870-1859	.468		366-538	.680	1110-42.7	575	404	501	42	146	2106-81.0	
	OPP	26	911-1852	.492		417-584	.714	1079-41.5	560	436	433	74	148	2239-86.1	
1975-76 (13-13)	MSU	26	828-1720	.481		353-531	.665	1050-40.4	524	483	518	121	237	2009-77.3	
	OPP	26	795-1675	.475		360-520	.692	971-37.3	542	478	516	109	202	1950-75.0	
1976-77 (14-13)	MSU	27	854-1883	.454		454-657	.691	1240-45.9*	610	477	509	151	204	2162-80.1	
	OPP	27	782-1776*	.440		449-658	.682	1097-40.6	622	460	533	72	214	2013-74.6	
1977-78 (18-9)	MSU	27	768-1590	.483		379-582	.651	1036-38.4	496	417	467	108	222	1915-70.7	
	OPP	27	728-1575	.462		357-488	.732	892-33.0	570	398	417	102	195	1817-67.1*	
1978-79 (19-9)	MSU	28	892-1739	.513		359-546	.658	1063-38.0	542	437	423	101	187	2143-76.5	
	OPP	28	806-1716	.470		348-490	.710	924-33.0	567	432	439	70	162	1960-70.0	
1979-80 (13-14)	MSU	27	827-1779	.465		355-516	.688	1134-42.0*	547	394	420	109	168	2009-74.4	
	OPP	27	820-1766	.464		390-554	.704	1004-37.2	500	459	361	70	176	2030-75.2	
1980-81 (8-19)	MSU	27	726-1532	.474		342-534	.640	1008-37.3	598	350	426	74	124	1714-66.4	
	OPP	27	731-1496	.489		438-654	.670	876-32.4	540	384	347	39	173	1900-70.4	
1981-82 (8-19)	MSU	27	539-1077	.500		259-403	.643	581-21.5	484	322	407	51	179	1337-49.5	
	OPP	27	599-1138	.526		354-499	.709	708-26.2	484	333	361	50	199	1552-57.5	
1982-83 (17-12)	MSU	29	791-1558	.508		419-589	.711	893-30.8	561	415	431	94	221	2001-69.0	
	OPP	29	743-1502	.495		372-551	.675	884-30.5	578	393	467	65	169	1858-64.1	
1983-84 (9-19)	MSU	28	627-1327	.472		332-459	.723	750-26.8	511	370	397	43	186	1586-56.6	
	OPP	28	662-1331	.497		355-503	.706	786-28.1	*475	368	388	55	194	1679-60.0	
1984-85 (13-15)	MSU	28	755-1476	.512		298-444	.671	787-28.1	521	453	376	60	218	1808-64.6	
	OPP	28	724-1431	.506		344-498	.691	843-30.1*	472	365	391	57	209	1792-64.0	
1985-86 (8-22)	MSU	30	757-1608	.471		304-443	.686	881-29.4	520	441	441	53	187	1818-60.6	
	OPP	30	817-1590	.514		364-506	.719	910-30.3	477	458	401	62	219	1998-66.6	
1986-87 (7-21)	MSU	28	652-1553	.420	58-211	.275	250-370	.676	914-32.6	469	360	391	23	142	1612-57.6
	OPP	28	722-1467	.492	106-233	.455	283-427	*.663	924-33.0	376	313	347	85	176	1834-65.5*
1987-88 (14-15)	MSU	29	694-1587	.437	100-274	.365	320-482	.664	981-33.8	540	329	492	86	195	1808-62.4
	OPP	29	694-1585	.438	89-283*	.315	408-578	.706	1009-34.8	491	331	460	71	244	1885-65.0*
1988-89 (13-15)	MSU	28	787-1593	.494	88-270	.326	406-591	.687	967-34.5	566	401	390	71	183	2068-73.9
	OPP	28	753-1607	.469	119-328	.363	465-649	.717	944-33.7	552	402	363	67	188	2090-74.6
1989-90 (16-14)	MSU	30	825-1756	.470	147-419	.351	521-727	.717	1122-37.4	591	432	440	86	195	2318-77.3
	OPP	30	809-1794	.451	150-390	.385	475-677	.702	1064-35.5	618	418	420	73	185	2243-74.8
1990-91 (20-9)	MSU	29	859-1789	.480	133-395	.337	491-704	.697	1104-38.1	582	513	461	71	233	2342-80.8
	OPP	29	808-1801	.449	156-432	.361	401-647	*.620	1081-37.3	605	436	504	89	228	2173-74.9
1991-92 (15-13)	MSU	28	817-1695	.482	114-308	.370	407-648	.628	1091-39.0	549	468	541	77	255	2155-77.0
	OPP	28	772-1729	.447	133-423	.314	434-649	.669	1003-35.8	555	434	488	81	265	2111-75.4

**RECORDS • TEAM YEAR-BY-YEAR STATS**



SEASON (RECORD)	GP	FG-A	PCT	3FG-A	PCT	FT-A	PCT	REB-AVG	PF	A	T	B	S	PTS-AVG	
1992-93 (13-16)	MSU OPP	29 29	772-1705 772-1713	.453 .451	134-357 130-395	.375 .329	356-530 475-707	.672 .672	1031-35.6 1072-37.0	576 520	483 400	474 461	104 105	239 229	2034-70.1 2149-74.1
1993-94 (18-11)	MSU OPP	29 29	785-1719 709-1812	.457 *.391	141-452 171-528	.312 .324	474-771 470-740	.615 .635	1196-41.2 1140-39.3	600 619	457 356	536 488	144 106	214 280	2185-75.4 2059-71.0
1994-95 (22-8)	MSU OPP	30 30	766-1721 698-1821	.445 .383	240-643 168-553	.373 .304	429-618 373-568	.694 .657	1184-39.5 1097-36.5	544 560	469 343	492 141	202 103	2202 226	2201-73.4 1937-64.6
1995-96 (26-8)	MSU OPP	34 34	881-1842 803-2084	.478 *.385	214-558 241-741	.384 .325	508-714 383-543	.712 .705	1325-39.0 1110-32.7*	553 627	520 388	583 465	175 94	222 267	2484-73.1 2230-65.6
1996-97 (12-18)	MSU OPP	30 30	698-1653 757-1867	.422 .406	137-410 194-622	.348 .312	441-646 345-499	.683 .691	1114-37.1 1158-38.6	492 577	391 362	525 465	107 97	187 266	1974-65.8 2053-68.4
1997-98 (15-15)	MSU OPP	30 30	806-1774 731-1763	.454 .415	136-426 200-592	.319 .338	383-605 391-552	.633 .708	1112-37.1 1089-36.3	528 544	437 331	462 446	90 89	204 195	2031-71.0 2153-68.4
1998-99 (20-13)	MSU OPP	33 33	838-1898 786-1970	.442 .399	182-596 184-608	.305 *.303	421-647 373-558	.651 .669	1332-40.4 1122-34.0	602 584	443 347	536 446	119 123	201 239	2279-69.1 1997-66.5
1999-00 (14-16)	MSU OPP	30 30	803-1772 770-1776	.453 .434	200-593 196-563	.337 .348	362-541 377-540	.669 .698	1113-37.1 1019-34.0	521 510	385 395	456 392	105 120	184 205	2168-72.3 2133-70.4
2000-01 (18-13)	MSU OPP	31 31	845-1890 769-1811	.445 .425	176-551 226-665	.319 .340	457-693 426-620	.659 .687	1277-41.2 1031-33.3*	605 621	424 385	479 452	91 116	205 200	2323-74.9 2190-70.6
2001-02 (27-8)	MSU OPP	35 35	943-1965 854-2072	*.480 .412	192-551 214-710	.348 .301	504-772 412-599	.653 .688	1359-38.8 1133-32.4	621 693	566 398	583 550	123 95	294 275	2582-73.8 2334-66.7
2002-03 (21-10)	MSU OPP	31 31	806-1718 670-1672	.469 *.401	173-507 192-587	.341 *.327	366-543 320-476	.674 .672	1148-37.0 957-30.9	490 530	445 304	479 491	116 90	*268 235	2151-69.4 2043-59.7*
2003-04 (26-4)	MSU OPP	30 30	822-1766 727-1970	.465 .391	198-559 214-599	.354 .357	476-717 329-511	.664 .644	1231-41.0* 992-33.1	489 584	416 350	458 446	132 100	*280 217	2318-77.3* 1997-66.5
2004-05 (23-11)	MSU OPP	34 34	870-1958 819-2001	.444 .409	199-590 229-722	.337 .317	527-792 378-560	.665 .675	1389-40.9* 1101-32.4	532 646	475 453	503 114	214 232	232 266	2466-72.5 2245-66.0
2005-06 (15-15)	MSU OPP	30 30	748-1682 731-1785	.445 .410	167-532 226-675	.314 .335	380-600 370-578	.633 .640	1168-38.9 1041-34.7	530 558	330 425	520 420	136 94	186 263	2043-68.1 2058-68.6
2006-07 (21-14)	MSU OPP	35 35	951-2071 856-2125	.459 *.403	275-775 237-740	.355 .320	515-774 449-641	.665 .700	1364-39.0* 1266-36.2	601 644	512 459	491 502	*222 143	245 238	2692-76.9 2398-68.5
2007-08 (23-11)	MSU OPP	34 34	885-1922 790-2137	.460 *.370	235-703 238-751	.334 .317	484-749 410-599	.646 .684	1385-40.7* 1245-36.6	568 653	448 399	*509 422	267 115	199 255	2489-73.2 2228-65.5*
2008-09 (23-13)	MSU OPP	36 36	890-2058 903-2296	.432 .393	296-819 236-701	.361 .337	601-847 437-672	.710 .650	1385-38.5 1419-39.4	604 709	447 388	518 418	*271 114	250 246	2677-74.4 2479-68.9
2009-10 (24-12)	MSU OPP	36 36	897-2065 868-2233	.434 .389	*329-918 231-710	.358 .325	499-728 369-554	.685 .666	1406-39.1 1335-37.1	508 633	462 418	457 110	*271 209	239 238	2622-72.8 2336-64.9
2010-11 (17-14)	MSU OPP	31 31	739-1701 799-1917	.434 .417	246-680 232-689	.362 .337	441-610 347-523	.723 .663	1119-36.1 1141-36.8	471 544	393 359	413 339	129 91	163 207	2165-69.9 2177-70.2
2011-12 (21-12)	MSU OPP	33 33	854-1880 855-1976	.454 .433	233-653 211-604	.357 .349	436-614 315-466	.710 .676	1208-36.6 1119-33.9	457 555	441 363	396 354	116 92	198 212	2377-72.0 2236-67.8
2012-13 (10-22)	MSU OPP	32 32	670-1672 829-1890	.401 .439	151-531 229-689	.284 .332	449-683 337-487	.657 .692	1065-33.3 1191-37.2	519 577	321 469	545 490	124 153	257 271	1940-60.6 2224-69.5
2013-14 (14-19)	MSU OPP	33 33	785-1776 847-1872	.442 .452	154-502 219-672	.307 .336	510-769 440-617	.663 .713	1086-32.9 1163-35.2	570 654	401 435	459 461	88 114	255 213	2234-67.7 2353-71.3
2014-15 (13-19)	MSU OPP	32 32	699-1557 713-1713	.430 .416	133-434 210-641	.306 .328	506-727 396-622	.696 .637	1099-34.3 1017-31.8	606 611	278 373	474 388	90 117	205 220	1977-61.8 2032-63.5
2015-16 (14-17)	MSU OPP	31 31	850-1862 791-1837	.456 .431	225-674 214-623	.334 .344	398-549 460-666	.725 .691	1094-35.3 1145-36.9	597 523	431 387	403 440	133 110	202 196	2323-74.9 2256-72.8
2016-17 (16-16)	MSU OPP	32 32	821-1849 792-1852	.444 .428	247-711 199-632	.347 .315	431-627 498-702	.687 .709	1133-35.4 1185-37.0	638 561	386 373	433 449	131 108	239 164	2329-72.5 2281-71.3
2017-18 (25-12)	MSU OPP	37 37	1000-2151 902-2160	.465 .418	256-802 274-825	.319 .332	460-666 429-626	.691 .685	1334-36.1 1261-34.1	614 610	491 446	483 116	198 201	243 207	2716-73.4 2517-67.8

\* - Southeastern Conference leader; # - NC



INDIVIDUAL RECORDS

**MOST POINTS SCORED**

**MSU:** 40 - Rickey Brown - vs. Auburn - 03/07/1977  
**OPP:** 42 - John Stroud - vs. Ole Miss - 01/11/1979

**MOST FIELD GOALS MADE**

**MSU:** 18 (22 att.), Rickey Brown vs. Auburn (3-7-77)  
**OPP:** 16 (28 att.), John Stroud (Ole Miss, 1-11-79)

**Most Field Goals Attempted:**

**MSU:** 31 (made 13), Rickey Brown vs. Georgia (2-19-77)  
**OPP:** 28 (made 12), Joe Harvell (Ole Miss, 1-11-92)  
**OPP:** 28 (made 16), John Stroud (Ole Miss, 1-11-79)

**Highest Field Goal Percentage (Min. 10 att.):**

**MSU:** .909 (10-of-11), Trey Moore vs. Loyola (New Orleans) (12-14-96)  
**MSU:** Ervin Dillon vs. Delta St. (12-1-84)  
**OPP:** .917 (11-12), Jack Givens (Kentucky, 1-31-77)

**Most 3-Point Field Goals Made:**

**MSU:** 8 (15 att.), Winsome Frazier vs. UMKC (11-23-04)  
**MSU:** 8 (11 att.), Marcell Patterson vs. Florida (1-10-01)  
**MSU:** 8 (17 att.), Darryl Wilson vs. Alabama (3-4-95)  
**OPP:** 9 (13 att.), Isaiah Swann (Florida St., 3-20-07)  
**OPP:** 9 (18 att.), Brad Boyd (Louisiana-Lafayette, 11-23-02)

**Most 3-Point Field Goals Attempted:**

**MSU:** 17 (made 8), Darryl Wilson vs. Alabama (3-4-95)  
**OPP:** 19 (made 7), Edward Garriet (McNeese State, 12-1-03)

**Highest 3-Point Field Goal Pct. (Min. 4 att.):**

**MSU:** 1.000 (4-of-4), Ontario Harper vs. LSU (1-26-02);  
Marcell Patterson vs. Montana State (12-9-00)  
**OPP:** 1.000 (7-7), J.J. Frazier (Georgia, 1-24-15)

**Most Free Throws Made:**

**MSU:** 15 (18 att.), Craig Sword vs. Ole Miss (1-11-14)  
**OPP:** 18, Kenny Higgs (LSU, 1-2-78)

**Most Free Throws Attempted:**

**MSU:** 19 (made 13), Carl Nichols vs. Southeastern Louisiana (12-1-88)  
**OPP:** 23 (made 17), Calvin Natt (Northeastern Louisiana, 12-5-77)

**Highest Free Throw Percentage (Min. 11 att.):**

**MSU:** 1.000 (11-of-11), Lawrence Roberts vs. Florida (12-20-04) Tony Watts vs. Jacksonville (12-14-91)  
**OPP:** 1.000 (12-of-12), Phil Cox (Vanderbilt, 1-2-82)

**Most Rebounds:**

**MSU:** 24, Wiley Peck vs. Alabama (1-27-79)  
**OPP:** 25, Calvin Natt (NE La., 12-5-77)

**Most Assists:**

**MSU:** 15, Al Perry vs. Vanderbilt (1-29-77)  
**OPP:** 17, Kenny Higgs (LSU, 1-19-76)

**Most Blocked Shots:**

**MSU:** 10, Jarvis Varnado vs. Arkansas (1-14-10); (12-8-07); vs. Georgia (1-12-08); vs. Kentucky (15-08)  
**OPP:** 7, Nick Davis (Arkansas, 1-31-98)

**Most Steals:**

**MSU:** 8, Gary Hooker vs. Samford (12-29-75) & vs. Southwestern Louisiana (12-6-75)  
**OPP:** 6, Alex Abreu (Akron, 11-9-11); Tyrann Mitchell (Northwestern St., 11-26-05); Desmond Cambridge (Alabama A&M, 11-28-01); T. J. Pugh (LSU, 3-2-91); Darryl Joe (LSU, 1-25-87); Eric Laird (Ole Miss, 1-19-85); Trumaine Johnson (San Diego, 12-30-08).

**Most Turnovers:**

**MSU:** 10, Charles Rhodes vs. Nicholls (11-11-06);  
**MSU:** 10, Al Perry vs. SW Louisiana (12-6-75)  
**OPP:** 10, John Best (Tennessee Tech, 1-5-93)

**TEAM RECORDS**

**Most Points Scored:**

**MSU:** 123 vs. Troy State (12-5-95)  
**OPP:** 106 by Vanderbilt (OT, 12-6-79)

**Fewest Points Scored:**

**MSU:** 20 vs. Georgia (1-13-82)  
**OPP:** 26 by Georgia (1-13-82)

**Most Points Scored (Both Teams):**

216, MSU (110) vs. Vandy (106) in OT (12-6-79)

**Fewest Points Scored (Both Teams):**

46, Georgia (26) vs. MSU (20), 1-13-82

**Largest Margin of Victory for MSU:**

66 pts, MSU (98) vs. Loyola (NO) (32), 12-14-96

**Largest Margin of Defeat for MSU:**

42 pts, Missouri (78) vs. MSU (36), 2-13-13

**Most Field Goals Made:**

**MSU:** 48 (84 att.) vs. Chicago State (12-4-75)  
**OPP:** 43 (86 att.) by Vanderbilt (OT, 12-6-79)

**Most Field Goals Attempted:**

**MSU:** 87 vs. Texas (12-11-76); vs. Kentucky Wesleyan (11-27-76)  
**OPP:** 93 (made 30) by Troy State (11-30-93)

**Highest Field Goal Percentage:**

**MSU:** .707 (29-of-41) vs. B'Ham-Southern (12-1-81)  
**OPP:** .692 (27-of-39) by Kentucky (2-25-81)

**Most 3-Point Field Goals Made:**

**MSU:** 16 (29 att.) vs. Arkansas (2-7-09); St. Bonaventure (12-5-09); Troy (12-10-11)  
**OPP:** 17 (45 att.) by Troy (12-10-05)

**Most 3-Point Field Goals Attempted:**

**MSU:** 35 (made 10) vs. Kentucky (2-16-10)  
35 (made 13) vs. Nicholls (11-21-04)  
**OPP:** 45 (made 17) by Troy (12-10-05)

**Highest 3-Point Field Goal Pct. (Min. 10 att.):**

**MSU:** .800 (8-of-10) vs. UT-Martin (11-27-91)  
**OPP:** .727 (8-of-11) by Auburn (2-19-94)

**Most Free Throws Made:**

**MSU:** 41 (52 att.) vs. LSU (2-11-09)  
**OPP:** 34 (44 att.) by Ole Miss (2-21-17)

**Most Free Throws Attempted:**

**MSU:** 56 (made 39) vs. SE-LA (12-1-88)  
**OPP:** 44 by Ole Miss (2-21-17)

**Highest Free Throw Percentage (Min. 14 att.):**

**MSU:** 1.000 (14-of-14) vs. Alabama (2-2-85)  
**OPP:** 1.000 (19-of-19) by Kentucky (1-10-83)

**Most Rebounds:**

**MSU:** 75 vs. Mississippi Valley St. (11-21-00)  
**OPP:** 56 by UMass (3-13-12)

**Most Assists:**

**MSU:** 34 vs. Chicago State (12-4-75)  
**OPP:** 33 by Kentucky (1-23-80)





**Most Blocked Shots:**

**MSU:** 16 vs. Georgia (1-12-08)  
**OPP:** 11 by Arkansas (1-15-02); MVSU (11-21-00)

**Most Steals:**

**MSU:** 27 vs. Samford (12-29-75);  
 vs. Southwestern Louisiana (12-6-75)  
**OPP:** 23 by Alabama (1-15-77); by LSU (1-19-76)

**Most Turnovers:**

**MSU:** 31 vs. Auburn (2-19-79)  
**OPP:** 37 by Southern Mississippi (12-2-76)

**Most Overtimes:**

4, MSU (104) vs. Ole Miss (102), 1-24-90

**Most Consecutive Wins:**

14, 1-22-03 to 1-10-04

**Most Consecutive SEC Wins:**

9, 1-23-78 to 1-15-79

**Most Consecutive Losses:**

6, 1-30-14 to 3-8-14  
 6, 1-16-13 to 2-23-13  
 6, 12-10-85 to 1-15-86

**Most Consecutive SEC Losses:**

7, 1-16-14 to 1-07-15  
 7, 2-11-81 to 1-20-82

**BIGGEST MSU WINS**

+66	(98-32)	vs Loyola [N.O.] (12-14-96)
+55	(120-65)	vs Alcorn State (12-18-90)
+52	(105-53)	vs St. Bonaventure (12-5-09)
+52	(113-61)	vs Southeastern La. (12-1-88)
+51	(97-46)	vs. New Orleans (1-3-13)
+50	(123-73)	vs Troy State (12-5-95)
+49	(107-58)	vs NE Missouri State (12-9-76)
+45	(110-65)	vs Tennessee Tech (1-5-93)
+43	(121-78)	vs Southeastern La. (11-25-95)
+42	(100-58)	vs Alabama A&M (12-2-02)
+42	(102-60)	vs Alabama A&M (11-30-00)
+42	(94-52)	vs Ole Miss (1-14-95)
+41	(102-61)	vs North Alabama (11-19-08)
+40	(78-38)	vs Louisiana Tech (12-7-02)
+40	(107-67)	vs Ark.-Pine Bluff (11-23-99)
+40	(98-58)	vs Northwestern St. (1-16-95)
+40	(89-49)	vs Ky. Wesleyan (11-27-76)
+39	(106-67)	vs Southeastern La. (11-28-94)
+38	(106-68)	vs Troy (12-10-11)
+38	(84-46)	vs South Alabama (12-9-06)
+38	(97-59)	vs Centenary (11-29-89)
+38	(112-74)	vs Northwestern St. (12-4-82)
+37	(90-53)	vs Auburn (1-5-05)
+37	(92-55)	vs Florida A&M (11-19-01)
+37	(97-60)	vs Southeastern La. (12-12-98)
+37	(85-48)	vs LSU (2-11-98)

**BIGGEST MSU LOSSES**

-42	(36-78)	vs Missouri (2-13-13)
-41	(39-80)	vs Vanderbilt (2-27-93)
-41	(31-72)	vs Vanderbilt (2-23-13)
-35	(47-82)	vs Florida (1-26-13)
-28	(56-84)	vs Florida (2-7-87)
-24	(63-87)	vs Tennessee (2-17-98)
-24	(59-83)	vs Kentucky (2-6-88)
-23	(65-88)	vs Tennessee (1-25-06)
-22	(76-54)	vs Tennessee (2-27-18)
-22	(67-89)	vs Kentucky (1-23-80)
-21	(55-76)	vs Alabama (2-4-87)
-20	(52-72)	vs Georgia (2-12-14)

**TOP MSU SCORING GAMES**

123	vs Troy State (12-5-95)
121	vs Southeastern Louisiana (11-25-95)
120	vs Alcorn State (12-18-90)
118	vs Troy State (11-30-93)
113	vs Southeastern Louisiana (12-1-88)
113	vs Chicago State (12-4-75)
112	vs Centenary (11-29-89)
110	vs Tennessee Tech (1-5-93)
110	vs Vanderbilt-OT (12-6-79)
109	vs Tennessee Tech (11-26-90)
107	vs Arkansas-Pine Bluff (11-23-99)
107	vs Northeast Missouri State (12-9-76)

**TOP OPP. SCORING GAMES**

106	by Vanderbilt-OT (12-6-79)
102	by Ole Miss-4OT (1-24-90)
101	by UMass-2OT (3-13-12)
94	by LSU-2OT (2-11-09)
92	by Ole Miss-2OT (1-11-79)
92	by Kentucky (1-31-77)
91	by Auburn (3-2-04)
91	by Tennessee (1-16-02)
89	by Kentucky (2-19-92)
89	by Kentucky (1-23-80)
89	by Northeast Louisiana (12-5-77)
89	by Texas-OT (12-11-76)
88	by Kentucky (1-17-17)
88	by Rider (11-13-09)
88	by Tennessee (1-25-06)
88	by Tennessee (2-6-00)

**TOP COMBINED SCORING GMS**

216	MSU [110-OT] vs Vanderbilt [106] (12-6-79)
206	MSU [104-4OT] vs Miss. [102] (1-24-90)
201	MSU [118] vs Troy State [83] (11-30-93)
199	MSU [121] vs SE Louisiana [78] (11-25-95)
197	MSU [96-2OT] vs UMass [101] (3-13-12)
196	MSU [105] vs Auburn [91] (3-2-04)
196	MSU [123] vs Troy State [73] (12-5-95)
194	MSU [106] vs E. Washington [88] (11-13-15)
194	MSU [113] vs Chicago State [81] (12-4-75)
193	MSU [101-2OT] vs Ole Miss [92] (1-11-79)

**LARGEST CROWDS AT "THE HUMP"**

No.	Crowd	Opponent	Date
1.	10,788	Kentucky-OT	(2-16-10)
2.	10,735	Ole Miss	(2-7-04)
3.	10,645	Ole Miss	(2-23-02)
4.	10,541	Florida	(1-7-03)
5.	10,458	Auburn	(3-2-04)
6.	10,437	Alabama	(21-2-04)
7.	10,432	Alabama	(3-5-05)
8.	10,432	Kentucky	(1-13-04)
9.	10,429	Ole Miss	(2-15-03)
10.	10,421	Ole Miss	(1-26-08)
11.	10,412	Ole Miss	(1-31-09)
12.	10,364	Ole Miss	(2-9-12)
13.	10,338	Florida	(1-24-07)
14.	10,315	Kentucky	(1-9-96)
15.	10,303	LSU	(3-2-91)
16.	10,299	Alabama	(1-14-09)
17.	10,242	Ole Miss	(2-26-05)
18.	10,232	Tennessee	(1-28-04)
19.	10,226	Ole Miss	(2-20-99)
20.	10,213	Kentucky	(2-21-12)
21.	10,194	Alabama	(1-27-79)
22.	10,188	Ole Miss	(1-11-79)
23.	10,178	Ole Miss	(1-22-83)
24.	10,153	Louisiana Tech	(11-10-07)
25.	10,150	Tennessee	(2-2-08)
26.	10,107	Ole Miss	(1-19-85)
27.	10,105	Vanderbilt	(1-12-91)




# RECORDS - HUMPHREY COLISEUM OPPONENTS

TEAM	RECORD	PCT	TEAM	RECORD	PCT
Akron	0-1	.000	North Carolina A&T	1-0	1.000
Alabama	23-19	.548	North Carolina Central - NC Central	1-0	1.000
Alabama A&M	4-1	.800	North Carolina Wilmington - UNCW	1-0	1.000
Alabama State	4-0	1.000	North Dakota State	1-0	1.000
Alcorn State	2-1	.667	North Florida - UNF	1-0	1.000
Appalachian State	1-0	1.000	North Texas	1-0	1.000
Arkansas	19-6	.760	Northwestern State	5-1	.833
Arkansas-Pine Bluff	1-0	1.000	Oklahoma	1-0	1.000
Arkansas State	2-1	.667	Old Dominion - ODU	1-0	1.000
Auburn	28-13	.683	Ole Miss	34-9	.791
Austin Peay	1-0	1.000	Prairie View A&M	1-0	1.000
Ball State	1-0	1.000	Rice	1-0	1.000
Baylor	1-0	1.000	Richmond	0-1	.000
Belmont	1-0	1.000	Rider	0-1	.000
Bethune-Cookman - BCU	1-0	1.000	St. Bonaventure	1-0	1.000
Bradley	1-0	1.000	Sam Houston State	1-0	1.000
BYU	1-0	1.000	Samford	2-0	1.000
Charlotte	1-1	.500	San Diego - USD	0-1	.000
Chattanooga	2-2	.500	Santa Clara	1-0	1.000
Chicago State	1-0	1.000	South Alabama - USA	7-0	1.000
Clemson	0-1	.000	South Carolina	11-4	.733
Dayton	1-0	1.000	South Carolina State	1-0	1.000
Detroit	1-0	1.000	Southeast Missouri	1-0	1.000
Drake	1-0	1.000	Southeastern Louisiana	9-1	.900
East Carolina - ECU	1-0	1.000	Southern Miss - USM	6-0	1.000
East Tennessee State	1-2	.333	Southern	0-1	.000
Eastern Kentucky	2-0	1.000	Stephen F. Austin - SFA	1-0	1.000
Eastern Washington	1-0	1.000	TCU	1-1	.500
Fairleigh Dickinson	1-0	1.000	Tennessee	15-17	.469
Florida	14-15	.483	Tennessee State	1-0	1.000
Florida Atlantic - FAU	2-1	.667	Tennessee Tech	3-0	1.000
Florida A&M - FAMU	4-0	1.000	Texas	1-0	1.000
Florida Gulf Coast - FGCU	1-0	1.000	Texas A&M	2-2	.500
Florida International - FIU	1-0	1.000	Texas A&M-Corpus Christi	1-0	1.000
Florida State - FSU	2-0	1.000	Texas-Rio Grande Valley - UTRGV	2-0	1.000
George Mason	1-0	1.000	Texas-San Antonio - UTSA	1-0	1.000
Georgia	19-12	.613	Texas Southern	2-0	1.000
Georgia State	1-0	1.000	Troy	8-0	1.000
Green Bay	1-0	1.000	Tulane	2-0	1.000
Houston	1-1	.500	Tulsa	0-1	.000
Indiana State	1-0	1.000	UAB	1-2	.333
Jackson State	4-0	1.000	UT Martin	8-1	.889
Jacksonville	3-0	1.000	Utah State	2-0	1.000
Jacksonville State	2-0	1.000	Vanderbilt	21-9	.700
James Madison - JMU	0-1	.000	Virginia Tech	1-0	1.000
Kansas State	0-1	.000	West Virginia	1-0	1.000
Kennesaw State	1-0	1.000	Western Carolina	1-0	1.000
Kentucky	9-21	.300	Western Kentucky	2-0	1.000
Lehigh	0-1	.000	Wichita State	0-1	.000
Little Rock	3-1	.750	Winthrop	0-1	.000
LSU	25-15	.625	Wright State	1-0	1.000
Louisiana Tech	3-0	1.000	Xavier - Ohio	1-0	1.000
Louisiana-Lafayette - ULL	1-1	.500			
Louisiana-Monroe - ULM	5-1	.833	<b>NON DIVISION I</b>		
Loyola - Chicago	1-0	1.000	<b>TEAM</b>	<b>RECORD</b>	<b>PCT</b>
Loyola Marymount	1-0	1.000	Auburn-Montgomery	2-0	1.000
Maryland Eastern Shore	1-0	1.000	Birmingham-Southern	4-0	1.000
Massachusetts - UMass	0-1	.000	Biscayne	1-0	1.000
McNeese State	4-1	.800	Centenary	5-0	1.000
Memphis	1-1	.500	Christian Brothers	3-0	1.000
Mercer	1-0	1.000	Clayton State	1-0	1.000
Miami - Florida	0-1	.000	Delta State	2-1	.667
Middle Tennessee State	1-0	1.000	Florida Tech	1-0	1.000
Mississippi Valley State	5-0	1.000	Loyola - New Orleans	1-0	1.000
Missouri	4-1	.800	Illinois Wesleyan	1-0	1.000
Missouri-Kansas City - UMKC	3-0	1.000	Kentucky Wesleyan	1-0	1.000
Montana State	1-0	1.000	Mansfield State	1-0	1.000
Morehead State	2-0	1.000	Mississippi College	2-0	1.000
Murray State	1-0	1.000	Missouri Western	1-0	1.000
Nebraska	1-0	1.000	North Georgia	1-0	1.000
New Orleans - UNO	4-0	1.000	Truman State	2-0	1.000
Nicholls State	5-0	1.000	Western New Mexico	1-0	1.000
Norfolk State	1-0	1.000			
North Alabama	3-0	1.000	<b>TOTALS - 142 OPPONENTS</b>	<b>447-180</b>	<b>.713</b>
North Carolina	0-1	1.000			



SEASON	OVERALL	AVERAGE	SEC GMS	AVERAGE	OVERALL RECORD	SEC RECORD
1975-76	70,081	5,006	52,636	5,848	10-4	5-4
1976-77	76,232	5,082	53,268	5,919	11-4	5-4
1977-78	72,025	5,540	59,836	6,648	11-2	8-1
1978-79	99,906	7,136	72,073	8,008	11-3	7-2
1979-80	67,209	6,721	62,014	6,890	6-4	5-4
1980-81	48,214	4,018	39,426	4,381	6-6	3-6
1981-82	56,414	4,030	40,466	4,496	7-7	3-6
1982-83	68,416	5,263	57,169	6,352	11-2	7-2
1983-84	61,508	4,393	44,623	4,958	6-8	3-6
1984-85	89,370	6,384	64,639	7,182	11-3	7-2
1985-86	43,927	3,379	32,834	3,648	4-9	3-6
1986-87	40,715	2,908	31,284	3,476	7-7	3-6
1987-88	54,074	4,160	44,760	4,973	9-4	5-4
1988-89	74,344	5,719	60,406	6,712	9-4	5-4
1989-90	74,623	5,740	57,832	6,426	9-4	5-4
1990-91	102,072	7,852	81,047	9,005	12-1	8-1
1991-92	72,142	5,549	52,971	6,621	8-5	4-4
1992-93	61,172	4,706	45,257	5,657	10-3	5-3
1993-94	88,687	6,335	64,608	8,076	10-4	5-3
1994-95	80,681	6,723	64,804	8,101	11-1	7-1
1995-96	97,996	7,538	60,938	7,617	10-3	6-2
1996-97	74,275	5,305	50,327	6,291	10-4	5-3
1997-98	77,954	5,996	54,569	6,821	7-6	2-6
1998-99	70,257	5,018	53,647	6,706	12-2	6-2
1999-00	61,764	4,412	47,980	5,998	10-4	4-4
2000-01	77,654	4,568	49,030	6,129	13-4	6-2
2001-02	79,642	5,689	63,238	7,905	13-1	7-1
2002-03	98,312	7,022	73,321	9,165	12-2	7-1
2003-04	111,940	7,996	81,672	10,209	12-2	6-2
2004-05	103,031	7,925	74,109	9,264	11-2	6-2
2005-06	90,875	5,680	54,884	6,861	11-5	5-3
2006-07	123,736	6,512	68,853	8,607	16-3	6-2
2007-08	106,672	7,111	67,200	8,400	12-3	7-1
2008-09	157,111	8,728	74,027	9,253	13-5	5-3
2009-10	116,919	6,878	70,809	8,851	13-4	6-2
2010-11	97,069	5,710	63,403	7,925	12-5	5-3
2011-12	152,363	8,019	73,157	9,145	15-4	6-2
2012-13	94,092	6,721	62,276	6,900	7-7	3-6
2013-14	123,743	6,875	66,331	7,370	11-7	3-6
2014-15	106,946	6,291	59,683	6,631	9-8	3-6
2015-16	99,338	6,623	66,303	7,034	10-5	5-4
2016-17	124,346	7,314	70,707	7,856	10-7	4-5
2017-18	146,271	6,965	68,151	7,572	9-9	7-2
<b>43 SEASONS</b>	<b>3,794,168</b>	<b>6,051</b>	<b>2,556,568</b>	<b>6,985</b>	<b>447-180</b>	<b>223-143</b>





**JEFF MALONE**  
**1980-81-82-83**  
**G • 6-4 • 205**  
**MACON, GEORGIA**

One of the more electrifying players ever to don the Maroon & White, Jeff Malone left Mississippi State as the school's all-time leading scorer with 2,142 points, a stat that ranks eighth all-time in SEC history.

And that was before the inception of the 3-point line in college basketball.

But his scoring ability wasn't limited to just MSU. It was a trend he continued in the NBA, where the two-time All-Star totaled 17,231 points in a 13-year career.


He finished his NBA days ranking in the Top 10 of two team's all-time scoring list — 2nd in the history of the Washington Bullets and 9th in the history of the Utah Jazz.

**“To me, Jeff was probably as good as a pure shooter as Mississippi State has ever had. If the 3-point line existed when he played, there’s no telling how many points he would have averaged. He made a lot of shots from 22 feet out. That’s where he made his money. He was a great college player.”**

• **Jim Ellis, Former MSU Radio Commentator**


## 2,142 POINTS

- Voted into MSU Sports Hall of Fame In 2011.
- Inducted into Mississippi State Sports Hall of Fame in 2012.
- MSU's all-time scoring leader with 2,142 career points.
- Three-time All-SEC guard (1981-83) as a four-year starter.
- Nation's No. 2 scorer (26.8 ppg) as a senior and paced MSU in scoring as a sophomore (20.1 ppg) and junior (18.6).
- Chosen UPI's 1982-83 SEC Player of the Year in addition to being named first-team All-American by The Sporting News.
- Ranks third on school's career scoring average chart (19.5 ppg) behind Bailey Howell and Jim Ashmore.
- MSU's all-time leader in field goals made (906) and field goals attempted (1,768) and in minutes played (3,851).
- Led MSU in free throw percentage during all four seasons, ranking sixth (80.9%) on the school's all-time accuracy list.
- Served as team captain during junior and senior seasons.
- Selected as the 10th pick overall by the Washington Bullets in the 1983 NBA Draft.
- Enjoyed a successful 13-year NBA career, seeing action with the Bullets (1984-90), Utah Jazz (1991-93), Philadelphia 76ers (1994-95), and Miami Heat (1996).
- Two-time NBA All-Star (1986 & '87).
- Has served as a head coach in the NBDL.



JEFF MALONE'S CAREER STATS

SEASON	G	FG-A	PCT	FT-A	PCT	REB	PTS
1979-80	27	139-303	.459	42-51	.824	90-3.3	320-11.9
1980-81	27	219-447	.490	105-128	.820	113-4.2	543-20.1
1981-82	27	225-410	.549	52-70	.743	111-4.1	502-18.6
1982-83	29	323-608	.531	131-159	.824	106-3.7	777-26.8
<b>TOTALS</b>	<b>110</b>	<b>906-1768</b>	<b>.512</b>	<b>330-408</b>	<b>.809</b>	<b>420-3.8</b>	<b>2142-19.5</b>



**BAILEY HOWELL**  
**1957-59**  
**C • 6-7 • 205**  
**MIDDLETON, TENNESSEE**

**B**ailey Howell is not only one of the greatest players to ever play at Mississippi State, he's one of the best players the Southeastern Conference has ever produced.

The Tennessee native, who now calls Starkville home, dominated the league on both ends of the court from 1957-59, scoring 2,030 points and grabbing what still remains a school record 1,277 rebounds.

After MSU, he went on to be a six-time NBA All-Star in his 12 years and was a member of two World Championships with the Boston Celtics.

The pinnacle of his career, however, came in 1997 when he was elected into the National Basketball Hall of Fame.

**"Bailey was as superb of a player as I've ever seen at Mississippi State. He was really the glue that held his team together. Everything offensively centered around him. Defensively too, because his rebounding was so invaluable. But what's really impressive is that for the last half century, he's doing everything he can to help promote Mississippi State."**

**Jack Cristil, Former "Voice" of the Dawgs**

## 2,030 POINTS

- MSU's second all-time scoring leader with 2,030 career points who owns the school record 27.1 scoring average.

- Elected into the National Basketball Hall of Fame in 1997.

- MSU's first consensus first-team All-American (1958-59).

- Earned consensus second-team All-America honors during junior season (1957-58).

- Selected first-team All-SEC each of his three varsity seasons (1957-59), ranking among the nation's Top 10 statistical leaders in both scoring and rebounding during all three years.

- Ranked fourth nationally in scoring during junior (27.8 ppg) and senior (27.5) years, while standing second amongst the NCAA rebounding leaders as a senior.

- Led NCAA in field goal percentage (56.8%) as a sophomore.

- Holds all MSU rebounding standards in career rebounds (1,277) and highest career rebounding average (17.0 rpg).

- Owns Bulldogs' single-game scoring (47) and rebounding (34) marks.

- Served as team co-captain as a junior and tri-captain as a senior.

- Member of the MSU and Mississippi Sports Halls of Fame.

- Second pick overall in the 1959 NBA Draft by the Detroit Pistons.

- Veteran of 12 NBA seasons who was six-time NBA All-Star and member of two NBA World Championship teams with the Celtics.



In January of 2009, MSU retired Bailey Howell's No. 52 jersey.

### BAILEY HOWELL'S MISSISSIPPI STATE CAREER

SEASON	G	FG-A	PCT	FT-A	PCT	REB	POINTS
1956-57	25	217-382	.568	213-285	.747	492-19.7	647-25.9
1957-58	25	226-439	.515	243-315	.771	406-16.2	695-27.8
1958-59	25	231-464	.498	226-292	.774	379-15.2	688-27.5
<b>TOTALS</b>	<b>75</b>	<b>674-1285</b>	<b>.525</b>	<b>682-892</b>	<b>.765</b>	<b>1277-17.0</b>	<b>2030-27.1</b>

**3 • JIM ASHMORE • 1,918 POINTS • 1954-55-56-57 • GUARD • FOREST, MISSISSIPPI**

SEASON	GP	FG-A	PCT	3FG-A	PCT	FT-A	PCT	RBS	PTS
1953-54	21	57-158	.361	-	-	47-67	.701	57-2.7	161-7.7
1954-55	23	193-465	.415	-	-	127-165	.770	102-4.4	513-22.3
1955-56	24	186-455	.409	-	-	164-214	.766	129-5.4	536-22.3
1956-57	25	270-616	.438	-	-	168-237	.709	82-3.3	708-28.3
<b>TOTALS</b>	<b>93</b>	<b>706-1694</b>	<b>.417</b>	<b>-</b>	<b>-</b>	<b>506-683</b>	<b>.741</b>	<b>370-4.0</b>	<b>1918-20.6</b>

**4 • RICKEY BROWN • 1,838 POINTS • 1977-78-79-80 • FORWARD/CENTER • CANTON, MISSISSIPPI**

SEASON	GP	FG-A	PCT	3FG-A	PCT	FT-A	PCT	RBS	PTS
1976-77	27	225-443	.508	-	-	70-97	.722	292-10.8	520-19.3
1977-78	26	140-340	.461	-	-	69-100	.690	179-6.9	349-13.4
1978-79	27	178-370	.481	-	-	60-88	.682	232-8.6	416-15.4
1979-80	27	231-471	.490	-	-	91-136	.669	389-14.4	553-20.5
<b>TOTALS</b>	<b>107</b>	<b>774-1624</b>	<b>.477</b>	<b>-</b>	<b>-</b>	<b>290-421</b>	<b>.689</b>	<b>1092-10.2</b>	<b>1838-17.2</b>

**5 • RAY WHITE • 1,652 POINTS • 1976-77-78-79 • GUARD • GULFPORT, MISSISSIPPI**

SEASON	GP	FG-A	PCT	3FG-A	PCT	FT-A	PCT	RBS	PTS
1975-76	26	206-407	.506	-	-	63-97	.649	142-5.5	475-18.3
1976-77	25	168-378	.444	-	-	70-103	.680	136-5.4	406-16.2
1977-78	26	151-318	.475	-	-	76-106	.717	120-4.6	378-14.5
1978-79	23	159-311	.511	-	-	75-100	.750	145-6.3	393-17.1
<b>TOTALS</b>	<b>100</b>	<b>684-1414</b>	<b>.484</b>	<b>-</b>	<b>-</b>	<b>284-406</b>	<b>.700</b>	<b>543-5.4</b>	<b>1652-16.5</b>

**6 • DEE BOST • 1,640 POINTS • 2009-10-11-12 • GUARD • CONCORD, NORTH CAROLINA**

SEASON	GP	FG-A	PCT	3FG-A	PCT	FT-A	PCT	RBS	PTS
2008-09	36	108-307	.352	54-161	.335	122-170	.718	129-3.6	392-10.9
2009-10	36	147-367	.401	70-199	.352	104-144	.722	158-4.4	468-13.0
2010-11	17	84-216	.389	38-113	.336	54-77	.701	60-3.5	260-15.3
2011-12	33	159-406	.392	75-217	.346	127-166	.765	110-3.3	520-15.8
<b>TOTALS</b>	<b>122</b>	<b>498-1296</b>	<b>.384</b>	<b>237-690</b>	<b>.343</b>	<b>407-557</b>	<b>.731</b>	<b>457-3.7</b>	<b>1640-13.4</b>

**7 • DARRYL WILSON • 1,619 POINTS • 1994-95-96 • GUARD • KENNEDY, ALABAMA**

SEASON	GP	FG-A	PCT	3FG-A	PCT	FT-A	PCT	RBS	PTS
1993-94	29	133-314	.424	67-181	.370	138-171	.807	98-3.4	471-16.2
1994-95	30	150-357	.420	94-277	.339	141-169	.834	140-4.7	535-17.8
1995-96	34	178-399	.446	97-237	.409	160-201	.796	142-4.2	613-18.0
<b>TOTALS</b>	<b>93</b>	<b>461-1070</b>	<b>.431</b>	<b>258-695</b>	<b>.371</b>	<b>439-541</b>	<b>.812</b>	<b>380-4.1</b>	<b>1619-17.4</b>

**8 • BARRY STEWART • 1,602 POINTS • 2007-08-09-10 • GUARD • SHELBYVILLE, TENNESSEE**

SEASON	GP	FG-A	PCT	3FG-A	PCT	FT-A	PCT	RBS	PTS
2006-07	35	96-240	.400	68-174	.391	82-107	.766	111-3.2	342-9.8
2007-08	34	129-337	.383	62-186	.333	71-102	.696	157-4.6	391-11.5
2008-09	36	126-343	.446	72-197	.409	121-156	.776	135-3.8	445-12.4
2009-10	36	138-369	.374	78-222	.351	70-98	.714	129-3.6	424-11.8
<b>TOTALS</b>	<b>141</b>	<b>489-1289</b>	<b>.379</b>	<b>280-779</b>	<b>.359</b>	<b>344-463</b>	<b>.743</b>	<b>532-3.8</b>	<b>1602-11.4</b>

**9 • JAMONT GORDON • 1,558 POINTS • 2006-07-08 • GUARD • NASHVILLE, TENNESSEE**

SEASON	GP	FG-A	PCT	3FG-A	PCT	FT-A	PCT	RBS	PTS
2005-06	30	139-341	.408	27-104	.260	108-167	.647	203-6.8	413-13.8
2006-07	35	181-432	.419	42-121	.347	157-222	.707	250-7.1	561-16.0
2007-08	34	193-465	.415	60-188	.319	138-199	.693	224-6.6	584-17.2
<b>TOTALS</b>	<b>99</b>	<b>513-1238</b>	<b>.414</b>	<b>129-143</b>	<b>.312</b>	<b>403-588</b>	<b>.685</b>	<b>677-6.8</b>	<b>1558-15.7</b>

**10 • JERRY JENKINS • 1,503 POINTS • 1973-74-75 • GUARD/FORWARD • GULFPORT, MISSISSIPPI**

SEASON	GP	FG-A	PCT	3FG-A	PCT	FT-A	PCT	RBS	PTS
1972-73	26	177-418	.423	-	-	103-133	.774	185-7.1	457-17.6
1973-74	26	199-418	.476	-	-	73-89	.820	178-6.8	471-18.1
1974-75	26	227-469	.484	-	-	121-146	.829	180-6.9	575-22.1
<b>TOTALS</b>	<b>78</b>	<b>603-1305</b>	<b>.462</b>	<b>-</b>	<b>-</b>	<b>297-368</b>	<b>.807</b>	<b>543-7.0</b>	<b>1503-19.3</b>

**11 • CRAIG SWORD • 1,492 POINTS • 2013-14-15-16 • GUARD • MONTGOMERY, ALABAMA**

SEASON	GP	FG-A	PCT	3FG-A	PCT	FT-A	PCT	RBS	PTS
2012-13	32	120-296	.405	13-67	.194	82-148	.554	92-2.9	335-10.5
2013-14	32	157-324	.485	12-44	.273	111-179	.620	120-3.8	437-13.7
2014-15	28	97-215	.451	27-75	.360	96-137	.701	79-2.8	317-11.3
2015-16	31	143-317	.451	23-99	.232	94-139	.676	121-3.9	403-13.0
<b>TOTALS</b>	<b>123</b>	<b>517-1152</b>	<b>.449</b>	<b>75-285</b>	<b>.263</b>	<b>383-603</b>	<b>.635</b>	<b>412-3.3</b>	<b>1492-12.1</b>



**12 - TONY WATTS - 1,491 POINTS - 1989-90-91-92 - G - ROLLING FORK, MISSISSIPPI**

SEASON	GP	FG-A	PCT	3FG-A	PCT	FT-A	PCT	RBS	PTS
1988-89	27	107-222	.482	30-77	.390	23-29	.793	39-1.4	267-9.9
1989-90	30	125-327	.382	44-145	.303	58-76	.763	67-2.2	352-11.7
1990-91	28	130-255	.510	31-85	.365	44-54	.815	69-2.5	335-12.0
1991-92	28	199-413	.482	61-142	.430	78-92	.848	88-3.1	537-19.2
<b>TOTALS</b>	<b>113</b>	<b>561-1217</b>	<b>.461</b>	<b>166-449</b>	<b>.370</b>	<b>203-251</b>	<b>.809</b>	<b>263-2.3</b>	<b>1491-13.2</b>

**13 - RAVERN JOHNSON - 1,460 POINTS - 2008-09-10-11 - G - LYON, MISSISSIPPI**

SEASON	GP	FG-A	PCT	3FG-A	PCT	FT-A	PCT	RBS	PTS
2007-08	29	31-65	.477	7-24	.292	4-10	.400	30-1.0	73-2.5
2008-09	36	156-362	.431	83-210	.395	39-46	.848	110-3.1	434-12.1
2009-10	35	173-362	.478	87-214	.407	28-43	.651	120-4.4	461-13.2
2010-11	28	162-377	.430	83-206	.403	85-109	.780	100-3.6	492-17.6
<b>TOTALS</b>	<b>128</b>	<b>522-1133</b>	<b>.448</b>	<b>260-654</b>	<b>.398</b>	<b>156-208</b>	<b>.750</b>	<b>360-2.8</b>	<b>1460-11.4</b>

**13 - CAMERON BURNS - 1,460 POINTS - 1988-90-91 - F - FLORA, MISSISSIPPI**

SEASON	GP	FG-A	PCT	3FG-A	PCT	FT-A	PCT	RBS	PTS
1988-89	28	167-249	.671	-	-	90-145	.621	176-6.3	424-15.1
1989-90	30	207-347	.597	-	-	133-205	.649	219-7.3	547-18.2
1990-91	29	189-363	.521	0-1	.000	111-184	.603	176-6.1	489-16.9
<b>TOTALS</b>	<b>87</b>	<b>563-959</b>	<b>.587</b>	<b>0-1</b>	<b>.000</b>	<b>334-534</b>	<b>.626</b>	<b>571-6.6</b>	<b>1460-16.8</b>

**15 - CHARLES RHODES - 1,451 POINTS - 2005-06-07-08 - F - JACKSON, MISSISSIPPI**

SEASON	GP	FG-A	PCT	3FG-A	PCT	FT-A	PCT	RBS	PTS
2004-05	16	19-32	.594	0-5	.000	9-12	.750	30-1.9	47-2.9
2005-06	29	154-273	.564	1-2	.500	92-130	.708	207-7.1	401-13.8
2006-07	34	180-325	.554	6-19	.316	99-141	.702	212-6.2	465-13.7
2007-08	31	214-381	.562	3-6	.500	107-159	.673	242-7.8	538-17.4
<b>TOTALS</b>	<b>110</b>	<b>567-1011</b>	<b>.561</b>	<b>10-32</b>	<b>.313</b>	<b>307-449</b>	<b>.684</b>	<b>691-6.3</b>	<b>1451-13.2</b>

**16 - JARVIS VARNADO - 1,403 POINTS - 2007-08-09-10 - F - BROWNSVILLE, TENNESSEE**

SEASON	GP	FG-A	PCT	3FG-A	PCT	FT-A	PCT	RBS	PTS
2006-07	35	75-116	.647	0-1	.000	24-45	.533	146-4.2	174-5.0
2007-08	34	109-170	.641	1-2	.500	50-100	.500	264-7.8	269-7.9
2008-09	36	180-328	.549	0-1	.000	104-159	.654	317-8.8	464-12.9
2009-10	36	184-316	.582	0-0	.000	128-210	.610	369-10.3	496-13.8
<b>TOTALS</b>	<b>141</b>	<b>548-930</b>	<b>.589</b>	<b>1-4</b>	<b>.250</b>	<b>306-514</b>	<b>.689</b>	<b>1096-7.8</b>	<b>1403-10.0</b>

**17 - QUINDARY WEATHERSPOON - 1,383 POINTS - 2016-PRESENT - G - CANTON, MISSISSIPPI**

SEASON	GP	FG-A	PCT	3FG-A	PCT	FT-A	PCT	RBS	PTS
2015-16	31	133-297	.448	43-109	.394	63-77	.805	146-4.7	371-12.0
2016-17	29	173-369	.469	47-126	.373	85-111	.766	148-5.1	478-16.5
2017-18	37	187-386	.484	42-134	.313	118-153	.771	222-6.0	534-14.4
<b>TOTALS</b>	<b>97</b>	<b>493-1052</b>	<b>.469</b>	<b>132-369</b>	<b>.358</b>	<b>265-341</b>	<b>.777</b>	<b>516-5.3</b>	<b>1383-14.3</b>

**18 - GAVIN WARE - 1,362 POINTS - 2013-14-15-16 - F - STARKVILLE, MISSISSIPPI**

SEASON	GP	FG-A	PCT	3FG-A	PCT	FT-A	PCT	RBS	PTS
2012-13	32	110-203	.542	0-0	.000	50-89	.562	206-6.4	270-8.4
2013-14	33	129-222	.581	0-0	.000	72-111	.649	236-7.2	330-10.0
2014-15	30	110-220	.500	0-0	.000	81-109	.743	212-7.1	301-10.0
2015-16	30	183-298	.614	0-1	.000	95-126	.754	234-7.8	461-15.4
<b>TOTALS</b>	<b>125</b>	<b>532-943</b>	<b>.564</b>	<b>0-1</b>	<b>.000</b>	<b>298-435</b>	<b>.685</b>	<b>888-7.1</b>	<b>1362-10.9</b>

**19 - TANG HAMILTON - 1,307 POINTS - 1998-99-2000-01 - F - JACKSON, MISSISSIPPI**

SEASON	GP	FG-A	PCT	3FG-A	PCT	FT-A	PCT	RBS	PTS
1997-98	29	46-110	.418	17-58	.293	17-27	.630	91-3.1	126-4.3
1998-99	33	138-288	.479	40-122	.328	57-82	.695	187-5.7	373-11.3
1999-00	30	161-342	.471	43-140	.307	67-96	.698	187-6.2	432-14.4
2000-01	31	144-289	.498	32-88	.364	56-81	.691	212-6.8	376-12.1
<b>TOTALS</b>	<b>123</b>	<b>489-1029</b>	<b>.475</b>	<b>132-408</b>	<b>.324</b>	<b>197-286</b>	<b>.689</b>	<b>677-5.5</b>	<b>1307-10.6</b>

**20 - RICH KNARR - 1,305 POINTS - 1973-74-75-76 - GUARD - COLLINSVILLE, ILLINOIS**

SEASON	GP	FG-A	PCT	3FG-A	PCT	FT-A	PCT	RBS	PTS
1972-73	26	185-426	.434	-	-	97-115	.843	85-3.3	467-18.0
1973-74	22	150-350	.429	-	-	48-55	.873	60-2.7	348-15.8
1974-75	25	143-328	.436	-	-	26-35	.743	61-2.4	312-12.5
1975-76	24	64-142	.451	-	-	50-56	.893	23-1.0	178-7.4
<b>TOTALS</b>	<b>97</b>	<b>542-1246</b>	<b>.435</b>	<b>-</b>	<b>-</b>	<b>221-261</b>	<b>.847</b>	<b>229-2.4</b>	<b>1305-13.5</b>

**21 - TIMMY BOWERS - 1,300 POINTS - 2001-02-03-04 - GUARD - GULFPORT, MISSISSIPPI**

SEASON	GP	FG-A	PCT	3FG-A	PCT	FT-A	PCT	RBS	PTS
2000-01	23	21-55	.382	6-25	.240	9-14	.643	20-0.9	57-2.5
2001-02	32	126-297	.424	50-136	.368	38-63	.603	91-2.8	340-10.6
2002-03	31	162-346	.468	70-170	.412	60-80	.750	117-3.8	454-14.6
2003-04	30	156-386	.404	71-202	.351	66-89	.742	119-4.0	449-15.0
<b>TOTALS</b>	<b>116</b>	<b>465-1084</b>	<b>.429</b>	<b>197-533</b>	<b>.370</b>	<b>173-246</b>	<b>.703</b>	<b>347-3.0</b>	<b>1300-11.2</b>

**22 - JACK BOULDIN - 1,257 POINTS - 1970-71-72 - GUARD - CINCINNATI, OHIO**

SEASON	GP	FG-A	PCT	3FG-A	PCT	FT-A	PCT	RBS	PTS
1969-70	24	152-353	.431	-	-	66-76	.868	73-3.0	370-15.4
1970-71	25	190-409	.465	-	-	97-117	.829	58-2.3	477-19.1
1971-72	26	169-429	.394	-	-	72-98	.735	72-2.8	410-15.8
<b>TOTALS</b>	<b>75</b>	<b>511-1191</b>	<b>.429</b>	<b>-</b>	<b>-</b>	<b>235-291</b>	<b>.808</b>	<b>203-2.7</b>	<b>1257-16.8</b>

**23 - JERRY GRAVES - 1,245 POINTS - 1959-60-61 - F - LEXINGTON, TENNESSEE**

SEASON	GP	FG-A	PCT	3FG-A	PCT	FT-A	PCT	RBS	PTS
1958-59	24	85-209	.407	-	-	78-101	.772	195-8.1	248-10.3
1959-60	25	146-381	.383	-	-	173-216	.801	261-10.4	465-18.6
1960-61	25	158-293	.539	-	-	216-270	.800	257-10.3	532-21.3
<b>TOTALS</b>	<b>74</b>	<b>389-883</b>	<b>.441</b>	<b>-</b>	<b>-</b>	<b>467-587</b>	<b>.796</b>	<b>713-9.6</b>	<b>1245-16.8</b>

**24 - ERICK DAMPIER - 1,231 POINTS - 1994-95-96 - CENTER - NEW HEBRON, MISSISSIPPI**

SEASON	GP	FG-A	PCT	3FG-A	PCT	FT-A	PCT	RBS	PTS
1993-94	29	133-226	.589	-	-	78-159	.491	251-8.7	344-11.9
1994-95	30	153-239	.640	-	-	87-146	.596	291-9.7	393-13.1
1995-96	34	195-354	.551	-	-	104-170	.612	317-9.3	494-14.5
<b>TOTALS</b>	<b>93</b>	<b>481-819</b>	<b>.587</b>	<b>-</b>	<b>-</b>	<b>269-475</b>	<b>.566</b>	<b>859-9.2</b>	<b>1231-13.2</b>

**25 - DAVE WILLIAMS - 1,219 POINTS - 1966-68 - F/C - BYRAM, MISSISSIPPI**

SEASON	GP	FG-A	PCT	3FG-A	PCT	FT-A	PCT	RBS	PTS
1965-66	25	212-453	.468	-	-	68-95	.716	256-10.2	492-19.7
1966-67	25	146-371	.394	-	-	100-143	.699	247-9.9	392-15.7
1967-68	26	134-339	.395	-	-	67-102	.657	269-10.3	335-12.9
<b>TOTALS</b>	<b>76</b>	<b>492-1163</b>	<b>.423</b>	<b>-</b>	<b>-</b>	<b>235-340</b>	<b>.691</b>	<b>772-10.2</b>	<b>1219-16.0</b>

**25 - LELAND MITCHELL - 1,219 POINTS - 1961-62-63 - F - KILN, MISSISSIPPI**

SEASON	GP	FG-A	PCT	3FG-A	PCT	FT-A	PCT	RBS	PTS
1960-61	25	126-313	.403	-	-	70-101	.693	210-8.4	322-12.9
1961-62	25	162-408	.397	-	-	93-120	.775	222-8.9	417-16.7
1962-63	28	179-408	.439	-	-	122-171	.713	273-9.8	480-17.1
<b>TOTALS</b>	<b>78</b>	<b>467-1129</b>	<b>.414</b>	<b>-</b>	<b>-</b>	<b>285-392</b>	<b>.727</b>	<b>705-9.0</b>	<b>1219-15.6</b>

**27 - MARIO AUSTIN - 1,199 POINTS - 2001-02-03 - FORWARD/CENTER - YORK, ALABAMA**

SEASON	GP	FG-A	PCT	3FG-A	PCT	FT-A	PCT	RBS	PTS
2000-01	31	99-207	.478	0-0	.000	48-73	.658	112-3.6	246-7.9
2001-02	35	209-375	.557	1-5	.200	146-222	.658	266-7.6	565-16.1
2002-03	25	149-279	.534	5-12	.417	85-128	.664	192-7.7	388-15.5
<b>TOTALS</b>	<b>91</b>	<b>457-861</b>	<b>.531</b>	<b>6-17</b>	<b>.353</b>	<b>279-423</b>	<b>.660</b>	<b>570-6.3</b>	<b>1199-13.2</b>

**28 - MARCKELL PATTERSON - 1,168 POINTS - 1999-2000-01-02 - FORWARD/GUARD - EUPORA, MISSISSIPPI**

SEASON	GP	FG-A	PCT	3FG-A	PCT	FT-A	PCT	RBS	PTS
1998-99	28	42-102	.412	6-24	.250	21-31	.677	89-3.2	111-4.0
1999-00	28	89-199	.447	21-64	.328	49-70	.700	108-3.9	248-8.9
2000-01	31	127-275	.462	42-113	.372	82-103	.796	136-4.4	378-12.2
2001-02	35	145-301	.482	32-97	.330	109-140	.779	147-4.2	431-12.3
<b>TOTALS</b>	<b>122</b>	<b>403-877</b>	<b>.460</b>	<b>101-298</b>	<b>.339</b>	<b>261-344</b>	<b>.759</b>	<b>480-3.9</b>	<b>1168-9.6</b>

**29 - GARY HOOKER - 1,144 POINTS - 1976-77-78 - FORWARD - MANHATTAN, NEW YORK**

SEASON	GP	FG-A	PCT	3FG-A	PCT	FT-A	PCT	RBS	PTS
1975-76	26	186-391	.476	-	-	89-124	.718	175-6.7	461-17.7
1976-77	27	146-338	.432	-	-	108-134	.806	196-7.3	400-14.8
1977-78	27	120-214	.561	-	-	43-62	.694	193-7.1	283-10.5
<b>TOTALS</b>	<b>80</b>	<b>452-943</b>	<b>.479</b>	<b>-</b>	<b>-</b>	<b>240-320</b>	<b>.750</b>	<b>564-7.1</b>	<b>1144-14.3</b>

**30 • WILEY PECK • 1,136 POINTS • 1976-77-78-79 • FORWARD • MONTGOMERY, ALABAMA**

SEASON	GP	FG-A	PCT	3FG-A	PCT	FT-A	PCT	RBS	PTS
1975-76	25	83-154	.539	-	-	26-55	.473	169-6.8	192-7.7
1976-77	27	104-195	.533	-	-	68-114	.596	250-9.3	276-10.2
1977-78	27	98-171	.573	-	-	65-129	.504	228-8.4	261-9.7
1978-79	28	154-239	.644	-	-	99-158	.627	317-11.3	407-14.5
<b>Totals</b>	<b>107</b>	<b>439-759</b>	<b>.578</b>	<b>-</b>	<b>-</b>	<b>258-456</b>	<b>.566</b>	<b>964-9.0</b>	<b>1136-10.6</b>

**31 • GREG CARTER • 1,123 POINTS • 1988-89-90-91 • FORWARD • FOREST, MISSISSIPPI**

SEASON	GP	FG-A	PCT	3FG-A	PCT	FT-A	PCT	RBS	PTS
1987-88	27	59-130	.454	8-23	.348	14-23	.609	83-3.1	140-5.2
1988-89	28	66-137	.482	5-18	.278	11-15	.733	98-3.5	148-5.3
1989-90	30	140-252	.556	17-41	.415	92-111	.829	204-6.8	389-13.0
1990-91	29	170-301	.565	10-36	.278	96-121	.793	226-7.8	446-15.4
<b>Totals</b>	<b>114</b>	<b>435-820</b>	<b>.531</b>	<b>40-118</b>	<b>.339</b>	<b>213-270</b>	<b>.789</b>	<b>611-5.4</b>	<b>1123-9.9</b>

**32 • TYRONE WASHINGTON • 1,119 POINTS • 1996-97-98-99 • CENTER • INDIANOLA, MISSISSIPPI**

SEASON	GP	FG-A	PCT	3FG-A	PCT	FT-A	PCT	RBS	PTS
1995-96	31	22-54	.407	-	-	12-20	.600	64-2.1	56-1.8
1996-97	30	103-241	.427	-	-	64-89	.719	237-7.9	270-9.0
1997-98	29	147-277	.531	-	-	79-131	.603	269-9.3	373-12.9
1998-99	33	158-315	.502	-	-	104-160	.650	277-8.4	420-12.7
<b>TOTALS</b>	<b>123</b>	<b>430-887</b>	<b>.485</b>	<b>-</b>	<b>-</b>	<b>259-400</b>	<b>.648</b>	<b>847-6.9</b>	<b>1119-9.1</b>

**33 • W.D. "RED" STROUD • 1,116 POINTS • 1961-62-63 • GUARD • FOREST, MISSISSIPPI**

SEASON	GP	FG-A	PCT	3FG-A	PCT	FT-A	PCT	RBS	PTS
1960-61	24	119-243	.490	-	-	60-84	.714	67-2.8	298-12.4
1961-62	25	141-314	.449	-	-	116-137	.847	42-1.7	398-15.9
1962-63	25	150-348	.431	-	-	120-138	.870	90-3.6	420-16.8
<b>TOTALS</b>	<b>74</b>	<b>410-905</b>	<b>.453</b>	<b>-</b>	<b>-</b>	<b>296-359</b>	<b>.825</b>	<b>199-2.7</b>	<b>1116-15.1</b>

**34 • LARRY FRY • 1,079 POINTS • 1973-74-75 • FORWARD • LEXINGTON, TENNESSEE**

SEASON	GP	FG-A	PCT	3FG-A	PCT	FT-A	PCT	RBS	PTS
1972-73	26	123-236	.521	-	-	79-106	.745	200-7.7	325-12.5
1973-74	26	141-233	.605	-	-	68-100	.680	200-7.7	350-13.5
1974-75	26	167-292	.572	-	-	70-113	.619	228-8.8	404-15.5
<b>TOTALS</b>	<b>78</b>	<b>431-761</b>	<b>.566</b>	<b>-</b>	<b>-</b>	<b>217-319</b>	<b>.680</b>	<b>628-8.1</b>	<b>1079-13.8</b>

**35 • FRED THOMAS • 1,050 POINTS • 2013-14-15-16 • GUARD • JACKSON, MISSISSIPPI**

Season	GP	FG-A	PCT	3FG-A	PCT	FT-A	PCT	RBS	PTS
2012-13	32	103-314	.328	41-172	.238	62-78	.795	112-3.5	309-9.7
2013-14	31	99-259	.382	46-144	.319	45-72	.625	91-2.9	289-9.3
2014-15	31	84-223	.377	47-137	.343	67-85	.788	111-3.6	282-9.1
2015-16	31	54-135	.400	32-98	.327	30-39	.769	89-2.9	170-5.5
<b>TOTALS</b>	<b>125</b>	<b>340-931</b>	<b>.365</b>	<b>166-551</b>	<b>.301</b>	<b>204-274</b>	<b>.745</b>	<b>403-3.2</b>	<b>1050-8.4</b>

**36 • LAWRENCE ROBERTS • 1,048 POINTS • 2004-05 • FORWARD • HOUSTON, TEXAS**

SEASON	GP	FG-A	PCT	3FG-A	PCT	FT-A	PCT	RBS	PTS
2003-04	30	175-337	.519	12-40	.300	144-227	.634	303-10.1	506-16.9
2004-05	32	171-382	.448	12-41	.293	188-288	.653	351-11.0	542-16.9
<b>TOTALS</b>	<b>62</b>	<b>346-719</b>	<b>.481</b>	<b>24-81</b>	<b>.296</b>	<b>332-515</b>	<b>.645</b>	<b>654-10.5</b>	<b>1048-16.9</b>

**37 • GREG LOCKHART • 1,042 POINTS • 1986-87-88-89 • GUARD • MEMPHIS, TENNESSEE**

SEASON	GP	FG-A	PCT	3FG-A	PCT	FT-A	PCT	RBS	PTS
1985-86	30	107-257	.416	-	-	50-61	.820	37-1.2	264-8.8
1986-87	13	45-115	.391	3-17	.176	14-21	.667	25-1.9	107-8.2
1987-88	29	104-258	.403	9-35	.257	70-96	.729	85-2.9	287-9.9
1988-89	28	142-304	.467	18-46	.391	82-103	.796	88-3.1	384-13.7
<b>TOTALS</b>	<b>100</b>	<b>398-934</b>	<b>.426</b>	<b>30-98</b>	<b>.306</b>	<b>216-281</b>	<b>.769</b>	<b>235-2.4</b>	<b>1042-10.4</b>



ALL-AMERICANS

1956-57 Jim Ashmore (3rd Team AP & UPI; 2nd Team Converse; 1st Team Helms Foundation)
1957-58 Bailey Howell (Consensus 2nd Team)
1958-59 Bailey Howell (Consensus 1st Team)
1961-62 Red Stroud (2nd Team Converse; 3rd Team Helms; 1st Team Coach & Athlete)
1962-63 Red Stroud (2nd Team Converse)
1962-63 Leland Mitchell (Honorable Mention Converse)
1979-80 Rickey Brown (Citizen Savings Athletic Foundation)
1982-83 Jeff Malone (1st Team Sporting News; 3rd Team NABC; 5th Team Basketball Times)
1990-91 Greg Carter (Honorable Mention AP)
1992-93 Chuck Evans (Honorable Mention UPI)
1994-95 Erick Dampier (Honorable Mention AP)
1995-96 Erick Dampier (Honorable Mention AP)
2002-03 Mario Austin (5th Team Foxsports.com; Honorable Mention AP)
2003-04 Lawrence Roberts (Consensus 1st Team)
2004-05 Lawrence Roberts (Honorable Mention AP)
2006-07 Jamont Gordon (3rd Team Rivals.com)
2007-08 Jamont Gordon (2nd Team Scout.com; 6th Team ESPN.com)
2008-09 Jarvis Varnado (Honorable Mention AP; Collegiesider.com); Dee Bost (Honorable Mention Freshman CollegeHoops.net)

ALL-SEC

1949-50 Herb Hargett (2nd AP)
1950-51 Herb Hargett (2nd AP)
1951-52 Coyte Vance (2nd AP)
1952-53 Gerald Caveness (2nd AP)
1953-54 Gerald Caveness (3rd AP)
1954-55 Jim Ashmore (2nd AP)
1955-56 Jim Ashmore (1st AP & Coaches)
1956-57 Jim Ashmore (1st AP & Coaches)
Bailey Howell (1st AP & Coaches)
1957-58 Bailey Howell (1st AP, Coaches)
1958-59 Bailey Howell (1st AP, Coaches)
1959-60 Jerry Graves (2nd AP, Coaches)
Charles Hull (3rd AP)
1960-61 Jerry Graves (1st AP, Coaches)
W.D. "Red" Stroud (3rd AP)
1961-62 Leland Mitchell (1st AP, Coaches)
W.D. "Red" Stroud (1st AP, Coaches)
1962-63 Leland Mitchell (1st AP, Coaches)
W.D. "Red" Stroud (1st AP, Coaches)
Joe Dan Gold (3rd AP, Coaches)
1963-64 Doug Hutton (3rd AP)
1965-66 Dave Williams (2nd AP & UPI, Coaches)
Gary Washington (Hon. Mention AP)
1966-67 Dave Williams (1st UPI, 2nd AP)
1967-68 Tom Payne (2nd AP; 3rd UPI)
1969-70 Jack Bouldin (3rd AP)
1970-71 Jack Bouldin (2nd AP & UPI, Coaches)
1972-73 Rich Knarr (3rd AP & UPI)
1973-74 Jerry Jenkins (3rd AP, Coaches)
1974-75 Jerry Jenkins (2nd AP; 3rd UPI, Coaches)
1975-76 Ray White (3rd AP & UPI, Coaches)
1976-77 Rickey Brown (2nd AP & UPI, Coaches)
1977-78 Wiley Peck (2nd AP)
Ray White (2nd AP; 3rd UPI, Coaches)
Rickey Brown (2nd UPI, 3rd AP)
1978-79 Wiley Peck (2nd AP & UPI, Coaches)
Ray White (2nd AP & UPI, Coaches)
Greg Grim (3rd AP)
1979-80 Rickey Brown (1st AP & UPI, Coaches)
1980-81 Jeff Malone (2nd AP; 3rd UPI, Coaches)
1981-82 Jeff Malone (2nd AP; 3rd UPI, Coaches)
1982-83 Jeff Malone (1st AP & UPI, Coaches)
1984-85 Ken Harvey (3rd AP & UPI, Coaches)
1988-89 Cameron Burns (3rd AP & UPI, Coaches)
1989-90 Cameron Burns (2nd AP & UPI, Coaches)
Greg Carter (3rd AP)
1990-91 Cameron Burns (1st AP, 2nd UPI, Coaches)
Greg Carter (1st AP & UPI, Coaches)

ALL-SEC

1991-92 Tony Watts (2nd AP, Coaches)
Chuck Evans (3rd AP)
1992-93 Chuck Evans (2nd AP, Coaches)
1993-94 Erick Dampier (2nd AP & Coaches)
Darryl Wilson (3rd AP)
1994-95 Erick Dampier (1st AP & Coaches)
Darryl Wilson (2nd AP & Coaches)
Marcus Grant (3rd Coaches)
1995-96 Erick Dampier (1st AP & Coaches)
Darryl Wilson (1st Coaches, 2nd AP)
1996-97 Horatio Webster (2nd AP & Coaches)
1997-98 Horatio Webster (1st Coach, 2nd AP)
Tyronne Washington (3rd AP & Coach)
1998-99 Tyronne Washington (2nd AP; 3rd Coaches)
1999-00 Robert Jackson (3rd Coaches)
2001-02 Mario Austin (2nd AP & Coaches)
Derrick Zimmerman (3rd AP)
2002-03 Mario Austin (1st AP & Coaches)
Timmy Bowers (3rd AP)
Derrick Zimmerman (3rd AP)
2003-04 Timmy Bowers (1st AP & Coaches)
Lawrence Roberts (1st AP & Coaches)
2004-05 Lawrence Roberts (1st AP & Coaches)
Shane Power (2nd Coaches)
Charles Rhodes (2nd AP & Coaches)
2005-06 Charles Rhodes (2nd AP & Coaches)
2006-07 Jamont Gordon (1st Coach & 2nd AP)
Charles Rhodes (2nd Coaches)
2007-08 Jamont Gordon (1st Coaches & 1st AP)
Charles Rhodes (1st Coaches & 2nd AP)
Jarvis Varnado (Honorable Men. AP)
Jarvis Varnado (1st Coaches & 1st AP)
2008-09 Jarvis Varnado (1st Coaches & 1st AP)
2009-10 Jarvis Varnado (1st Coaches & 1st AP)
Dee Bost (2nd Coaches & HM AP)
2010-11 Dee Bost (2nd Coaches & HM AP)
2011-12 Dee Bost (1st Coaches & 1st AP)
Arnett Moultrie (1st Coaches & 1st AP)
2014-15 Craig Sword (2nd Coaches)
2016-17 Quinnary Weatherspoon (2nd Coaches)
2017-18 Quinnary Weatherspoon (2nd Coaches)

SEC COACH OF THE YEAR

1960-61 Babe McCarthy (AP)
1961-62 Babe McCarthy (AP)
1962-63 Babe McCarthy (AP)
1970-71 Kermit Davis (AP)
1977-78 Ron Greene (AP, UPI)
1984-85 Bob Boyd (AP, UPI)
1990-91 Richard Williams (UPI, Coaches)
1994-95 Richard Williams (AP, Coaches)
2003-04 Rick Stansbury (AP)

SEC PLAYER OF THE YEAR

1956-57 Jim Ashmore (AP players poll)
1957-58 Bailey Howell (AP players poll, United Press)
1958-59 Bailey Howell (AP players poll)
1961-62 W.D. "Red" Stroud (AP poll)
1982-83 Jeff Malone (UPI)
2003-04 Lawrence Roberts (AP, Coaches)

SEC NEWCOMER OF THE YEAR

1996-97 Horatio Webster (AP)
2003-04 Lawrence Roberts (AP)

SEC DEFENSIVE PLAYER OF THE YEAR

1961-62 Jack Berkshire
2007-08 Jarvis Varnado (Unanimous pick)
2008-09 Jarvis Varnado
2009-10 Jarvis Varnado



**SEC ALL-FRESHMAN**

1985-86 Greg Lockhart  
 1988-89 Tony Watts  
 1993-94 Erick Dampier (Unanimous pick)  
 2003-04 Gary Ervin (Unanimous pick)  
 2005-06 Jamont Gordon (Unanimous pick)  
 2006-07 Ben Hansbrough; Barry Stewart  
 2008-09 Dee Bost  
 2011-12 Rodney Hood  
 2012-13 Craig Sword  
 Gavin Ware  
 2015-16 Quindndary Weatherspoon  
 2016-17 Lamar Peters  
 2016-17 Nick Weatherspoon

**SEC ALL-DEFENSIVE TEAM**

1990-91 Greg Carter (Coaches)  
 2007-08 Jarvis Varnado (Coaches)  
 2008-09 Jarvis Varnado (Coaches)  
 2009-10 Jarvis Varnado (Coaches)

**SEC SCHOLAR-ATHLETE OF THE YEAR**

2003-04 Shane Power  
 2010-11 Riley Benock

**SEC PLAYER OF WEEK**

02-03-91 Greg Carter  
 03-03-1991 Greg Carter  
 02-17-92 Tony Watts  
 01-17-94 Erick Dampier  
 01-09-95 Erick Dampier  
 02-06-95 Darryl Wilson  
 12-04-95 Erick Dampier  
 01-08-96 Darryl Wilson  
 02-12-96 Darryl Wilson  
 01-04-98 Tyrone Washington  
 02-07-99 Detrick White  
 01-01-01 Antonio Jackson  
 01-07-02 Mario Austin  
 03-04-02 Mario Austin  
 12-15-02 Mario Austin  
 11-24-03 Lawrence Roberts  
 02-16-04 Lawrence Roberts  
 03-08-04 Timmy Bowers  
 12-27-04 Lawrence Roberts  
 01-03-05 Lawrence Roberts  
 12-31-07 Barry Stewart  
 01-21-08 Jamont Gordon  
 03-03-08 Charles Rhodes  
 11-24-08 Jarvis Varnado  
 12-14-09 Raven Johnson  
 01-18-10 Jarvis Varnado  
 03-01-10 Jarvis Varnado  
 01-17-11 Dee Bost  
 03-07-11 Raven Johnson  
 01-16-12 Arnett Moultrie  
 12-02-13 Craig Sword  
 11-16-15 Gavin Ware  
 01-16-17 Quindndary Weatherspoon  
 12-04-17 Tyson Carter  
 02-26-18 Lamar Peters

**SEC ROOKIE OF THE WEEK**

01-11-88 Carl Nichols  
 01-23-89 Tony Watts  
 02-06-89 Cameron Burns  
 02-20-89 Cameron Burns  
 03-09-92 Johnny Walker

**SEC FRESHMAN OF THE WEEK**

12-05-05 Jamont Gordon  
 12-26-05 Jamont Gordon  
 02-06-06 Jamont Gordon  
 03-06-06 Jamont Gordon

12-04-06 Ben Hansbrough  
 01-15-07 Barry Stewart  
 01-22-07 Barry Stewart  
 01-12-09 Dee Bost  
 02-09-09 Dee Bost  
 11-21-11 Rodney Hood  
 12-24-12 Gavin Ware  
 01-14-13 Craig Sword  
 03-11-13 Craig Sword  
 11-30-15 Quindndary Weatherspoon  
 12-28-15 Malik Newman  
 02-22-16 Quindndary Weatherspoon  
 02-05-18 Nick Weatherspoon

**SEC ACADEMIC HONOR ROLL**

1962-63 Joe Dan Gold, Physical Education  
 1963-64 Aubrey Nichols, Pre-Law (2nd Team)  
 1966-67 John Sapen, Mathematics  
 Herb Biggs, Political Science (HM)  
 1968-69 Chuck Wade, Education  
 1970-71 Johnny Pearson, Pol. Science (2nd T)  
 1971-72 Jeff Watkins, Mech. Engineering  
 Johnny Pearson, Business (HM)  
 1972-73 Terry Kusnierz, Education  
 1973-74 Bill Singletary, Business  
 Rich Knarr, Physical Education  
 Jeff Stroman, Business (2nd Team)  
 Terry Kusnierz, Phys. Education (HM)  
 1974-75 Jeff Stroman, Accounting (2nd Team)  
 1975-76 Rich Knarr, Physical Education  
 Joe Dean, Education (2nd Team)  
 Jeff Stroman, Accounting (2nd Team)  
 1979-80 Tom Schubert, Physical Education  
 1986-87 Mark Peters, Chemical Engineering  
 1988-89 Carl Nichols, Computer Engineering  
 1989-90 Carl Nichols, Business Accounting  
 Cameron Burns, Physical Education  
 Carl Nichols, Accounting  
 Brad Smith, Undecided  
 1992-93 Orien Watson, Fitness Management  
 Marcus Grant, Communication  
 1993-94 David Domingue, Communication  
 Marcus Grant, Communication  
 1994-95 Marcus Grant, Communication  
 Whit Hughes, Pre-Accountancy  
 Russell Walters, Poultry Science  
 Jay Walton, Communication  
 1995-96 Erick Dampier, Teaching & Coaching  
 Whit Hughes, Marketing  
 Jay Walton, MBA  
 Bubba Wilson, Interdiscipline Studies  
 1996-97 McKie Edmonson, Accounting  
 Whit Hughes, Marketing  
 Bart Hyche, General Business Admin.  
 McKie Edmonson, Accounting  
 1997-98 Whit Hughes, MBA  
 Bart Hyche, Marketing  
 David Redding, Educ. Psychology  
 Bart Hyche, Marketing  
 1998-99 Tyrone Washington, Gen. Bus. Ad.  
 Detrick White, Interdiscipline Studies  
 2000-01 T.J. Billups, Sports Communication  
 Ward Griffith, Teaching/Coaching  
 Robert Jackson, Teaching/Coaching  
 2001-02 Corey Stidham, Teaching/Coaching  
 2002-03 Guy Gardner, Secondary Education  
 Roy Goffer, Business Info. Systems  
 Michal Ignerski, Fitness Management  
 Wesley Morgan, Sports Comm.  
 Corey Stidham, Teaching/Coaching  
 2003-04 Michael Boler, Biological Sciences  
 Dennis Buse, Mktg./Sports Admin.  
 Wesley Morgan, Sports Comm.  
 Shane Power, Sports Communication



<b>2004-05</b>	Billy Begley, Business Management Michael Boler, Biological Sciences Wesley Morgan, Physical Education Shane Power, Sports Administration Piotr Stelmach, Physical Education
<b>2005-06</b>	Billy Begley, Business Management Michael Boler, Biological Sciences Wesley Morgan, Communication Piotr Stelmach, Physical Education
<b>2006-07</b>	Billy Begley, Business Management Piotr Stelmach, Physical Education
<b>2007-08</b>	Billy Begley, Business Management Joseph Lupe, Accounting
<b>2008-09</b>	Riley Benock, Physical Education Brandon Bolen, Economics Taylor Luczak, Political Science
<b>2009-10</b>	Riley Benock, Physical Education Twaney Beckham, Business Brandon Bolen, Economics Taylor Luczak, Political Science
<b>2010-11</b>	Riley Benock, Kinesiology Brandon Bolen, Graduate Applied Econ Taylor Luczak, Political Science Charles Parker, Animal & Dairy Sciences Shaun Smith, Kinesiology
<b>2011-12</b>	Taylor Luczak
<b>2011-12</b>	Colin Borchert Tyson Cunningham Baxter Price
<b>SEC FRESHMAN ACADEMIC HONOR ROLL</b>	
<b>2002-03</b>	Stephen Cowherd
<b>2003-04</b>	Billy Begley Piotr Stelmach
<b>2006-07</b>	Joseph Lupe
<b>2007-08</b>	Riley Benock
<b>2008-09</b>	Romero Osby Twaney Beckham
<b>SEC ALL-TOURNAMENT TEAM</b>	
<b>1933</b>	Frank Waits (1st Team) Buford Taylor (2nd Team) George Pillow (2nd Team)
<b>1943</b>	Eugene Bledsoe (1st Team)
<b>1950</b>	Willard Daley (2nd Team)
<b>1951</b>	Herb Hargett (2nd Team)
<b>1952</b>	Coyte Vance (2nd Team)
<b>1983</b>	Jeff Malone
<b>1986</b>	Chauncey Robinson
<b>1996</b>	Dontae' Jones (MVP), Darryl Wilson
<b>1999</b>	Detrick White
<b>2002</b>	Mario Austin (MVP) Derrick Zimmerman
<b>2003</b>	Timmy Bowers, Derrick Zimmerman
<b>2009</b>	Jarvis Varnado (MVP), Barry Stewart
<b>2010</b>	Jarvis Varnado, Barry Stewart
<b>SOUTHERN CONFERENCE ALL-TOURNAMENT TEAM</b>	
<b>1923</b>	K.P. Gatchell H.G. Perkins
<b>1924</b>	K.P. Gatchell
<b>1926</b>	H.L. Stone (1st Team)
<b>NCAA TOURNAMENT ALL-REGIONAL TEAM</b>	
<b>1963</b>	Leland Mitchell (Midwest Regional)
<b>1996</b>	Dontae' Jones (Southeast Reg. MVP) Erick Dampier (Southeast Regional) Darryl Wilson (Southeast Regional)
<b>NIT ALL-TOURNAMENT TEAM</b>	
<b>2007</b>	Jamont Gordon
<b>NABC ALL-DISTRICT TEAM</b>	
<b>1951-52</b>	Coyte Vance (Honorable Mention)



<b>1956-57</b>	Jim Ashmore
<b>1957-58</b>	Bailey Howell (1st Team)
<b>1958-59</b>	Bailey Howell (1st Team)
<b>1960-61</b>	Jerry Graves (2nd Team)
<b>1961-62</b>	Red Stroud (2nd Team) Leland Mitchell (3rd Team)
<b>1962-63</b>	Red Stroud (1st Team) Leland Mitchell (2nd Team)
<b>1978-79</b>	Ray White (1st Team) Wiley Peck (2nd Team) Rickey Brown (2nd Team)
<b>1979-80</b>	Rickey Brown (1st Team)
<b>1980-81</b>	Jeff Malone (2nd Team)
<b>1981-82</b>	Jeff Malone (1st Team)
<b>1982-83</b>	Jeff Malone (1st Team)
<b>1988-89</b>	Cameron Burns (2nd Team)
<b>1990-91</b>	Cameron Burns (1st Team) Greg Carter (2nd Team) Richard Williams (Coach of the Year) Erick Dampier (2nd Team)
<b>1993-94</b>	Erick Dampier (1st Team)
<b>1994-95</b>	Darryl Wilson (2nd Team) Richard Williams (Coach of the Year)
<b>1995-96</b>	Erick Dampier (1st Team) Darryl Wilson (1st Team)
<b>1996-97</b>	Horatio Webster (2nd Team)
<b>1997-98</b>	Horatio Webster (1st Team)
<b>1998-99</b>	Tyrene Washington (2nd Team)
<b>2001-02</b>	Mario Austin (2nd Team)
<b>2002-03</b>	Mario Austin (1st Team)
<b>2003-04</b>	Lawrence Roberts (1st Team) Timmy Bowers (2nd Team) Rick Stansbury (Coach of the Year)
<b>2004-05</b>	Lawrence Roberts (1st Team)
<b>2006-07</b>	Jamont Gordon (2nd Team)
<b>2007-08</b>	Jamont Gordon (1st Team) Charles Rhodes (2nd Team)
<b>2008-09</b>	Jarvis Varnado (2nd Team)
<b>2009-10</b>	Jarvis Varnado (1st Team)
<b>2011-12</b>	Arnett Moultrie (1st Team)
<b>2011-12</b>	Dee Bost (2nd Team)
<b>USBWA ALL-DISTRICT TEAM</b>	
<b>1990-91</b>	Cameron Burns Richard Williams (Coach of the Year)
<b>1993-94</b>	Erick Dampier
<b>1994-95</b>	Erick Dampier Darryl Wilson Richard Williams (Coach of the Year)
<b>1995-96</b>	Erick Dampier
<b>1996-97</b>	Horatio Webster
<b>1997-98</b>	Horatio Webster
<b>2001-02</b>	Mario Austin
<b>2002-03</b>	Mario Austin
<b>2003-04</b>	Lawrence Roberts Timmy Bowers Rick Stansbury (Coach of the Year)
<b>2004-05</b>	Lawrence Roberts
<b>2007-08</b>	Jamont Gordon
<b>2008-09</b>	Jarvis Varnado
<b>2009-10</b>	Jarvis Varnado
<b>2011-12</b>	Arnett Moultrie
<b>SPORTING NEWS TOP DEFENSIVE PLAYER</b>	
<b>2009-10</b>	Jarvis Varnado
<b>NABC DEFENSIVE PLAYER OF THE YEAR</b>	
<b>2009-10</b>	Jarvis Varnado
<b>LEFTY DRIESSELL AWARD</b>	
<b>2009-10</b>	Jarvis Varnado
<b>COLLEGEINSIDER.COM SEC MVP</b>	
<b>2009-10</b>	Jarvis Varnado



Bailey Howell, the greatest name in MSU basketball history, was enshrined into the Naismith Memorial Basketball Hall of Fame in Springfield, Mass., on Sept. 29, 1997.

Listed below are some of the many accomplishments achieved by Bailey Howell during his record-setting collegiate stint at Mississippi State and productive 12-year NBA career:

- Member of the Tennessee, Mississippi and MSU Sports Halls of Fame.
- Namesake of the Cellular South Howell Trophy, presented annually to the top male basketball player among Mississippi's four-year senior colleges.
- Two-time All-American and three-time first-team All-SEC selection.
- Consensus first-team All-American as senior (1958-59)
- Consensus second-team All-American as a junior (1957-58)
- Ranked among the nation's Top 10 statistical leaders in both scoring and rebounding during all three varsity seasons (1957-59).
- Ranked fourth nationally in scoring during his junior (27.8 ppg) and senior (27.5 ppg) years.
- Led the NCAA in field-goal percentage (56.8%) as a sophomore, and was second in rebounding as a senior (15.2 rpg).
- Owns career records for scoring average (27.1), rebounds (1,277), rebounding average (17.0 rpg), free throws made (682) and free throws attempted (892).
- Ranks second at MSU with 2,030 points.
- Owns MSU's single-game scoring (47 points vs. Union in 1958) and rebounding (34 rebounds vs. LSU in 1957) marks.
- Served as co-captain as a junior and tri-captain as a senior, helping lead coach Babe McCarthy's teams to a three-year composite record of 61-14, including an SEC title during his senior campaign.
- Starred for 12 years in the NBA, having ranked among the all-time Top 10 leaders in nine statistical categories upon his retirement in 1971.
- Six-time NBA All-Star named to the All-NBA Second Team in 1963.
- Member of two NBA World Championship teams (1968 & 1969) with the Boston Celtics.
- Selected by the Detroit Pistons in the first round (second pick overall) of the 1959 NBA Draft.





**NCAA TOURNAMENT HISTORY • 11-10**

**1963 NCAA Midwest Regional • East Lansing, Michigan**

Loyola • Chicago 61, Mississippi State 51 • 1st Round  
Mississippi State 65, Bowling Green 60 • Consolation

**1991 NCAA East Regional • Syracuse, New York**

Eastern Michigan 76, Mississippi State 56 • 1st Round

**1995 NCAA West Regional**

Mississippi State 75, Santa Clara 67 • 1st Round • Boise, Idaho  
Mississippi State 78, Utah 64 • 2nd Round • Boise, Idaho  
UCLA 86, Mississippi State 67 • Round of 16 • Oakland, California

**1996 NCAA Southeast Regional**

Mississippi State 58, VCU 51 • 1st Rnd • Indianapolis, Indiana  
Mississippi State 63, Princeton 41 • 2nd Rnd • Indianapolis, Indiana  
Mississippi State 60, UConn 55 • Semis • Lexington, Kentucky  
Mississippi State 73, Cincinnati 63 • Finals • Lexington, Kentucky

**1996 NCAA Final Four • East Rutherford, New Jersey**

Syracuse 77, Mississippi State 69 • National Semifinals

**2002 NCAA Midwest Regional • Dallas, Texas**

Mississippi State 70, McNeese State 58 • 1st Round  
Texas 68, Mississippi State 64 • 2nd Round

**2003 NCAA East Regional • Birmingham, Alabama**

Butler 47, Mississippi State 46 • 1st Round

**2004 NCAA Atlanta Regional • Orlando, Florida**

Mississippi State 85, Monmouth 52 • 1st Round  
Xavier 89, Mississippi State 74 • 2nd Round

**2005 NCAA Austin Regional • Charlotte, North Carolina**

Mississippi State 93, Stanford 70 • 1st Round  
Duke 63, Mississippi State 55 • 2nd Round

**2008 NCAA Little Rock Reg. • North Little Rock, Arkansas**

Mississippi State 76, Oregon 69 • 1st Round  
Memphis 77, Mississippi State 74 • 2nd Round

**2009 NCAA Portland Regional • Portland, Oregon**

Washington 71, Mississippi State 58 • 1st Round



**NIT HISTORY • 10-9**

**1979 NIT • Starkville, Mississippi**

Alcorn State 80, Mississippi State 78 • 1st Round • Starkville

**1990 NIT • Campus Sites**

Mississippi State 84, Baylor 75 • 1st Round • Starkville  
New Orleans 65, Mississippi State 60 • 2nd Round • New Orleans, Louisiana

**1994 NIT • Manhattan, Kansas**

Kansas State 78, Mississippi State 67 • 1st Round

**1999 NIT • Fort Collins, Colorado**

Colorado State 69, Mississippi State 56 • 1st Round

**2001 NIT • Campus Sites**

Mississippi State 75, Southern Miss 68 • 1st Round • Starkville  
Mississippi State 66, Pitt 61 • 2nd Rnd • Pittsburgh, Pennsylvania  
Tulsa 77, Mississippi State 75 • Quarterfinals • Starkville

**2007 NIT • Starkville, Mississippi/New York City, New York**

Mississippi State 82, Mississippi Valley St. 63 • 1st Round  
Mississippi State 101, Bradley 72 • 2nd Round  
Mississippi State 86, Florida State 71 • Quarterfinals  
West Virginia 63, Mississippi State 62 • Semifinals • New York City

**2010 NIT • Starkville, Mississippi**


Mississippi State 81, Jackson State 67 • 1st Round  
North Carolina 76, Mississippi State 74 • 2nd Round

**2012 NIT • Starkville, Mississippi**

UMass 101, Mississippi State 96 • 1st Round

**2018 NIT • Campus Sites/New York City, New York**

Mississippi State 66, Nebraska 59 • 1st Round • Starkville  
Mississippi State 78, Baylor 77 • 2nd Round • Waco, Texas  
Mississippi State 79, Louisville 56 • Quarterfinals • Louisville, Kentucky  
Penn State 75, Mississippi State 60 • Semifinals • New York City



**INDIVIDUAL SUPERLATIVES****MOST POINTS SCORED**

- 34, Arnett Moutrie vs. UMass (2012 NIT)
- 34, Charles Rhodes vs. Oregon (2008 NCAA)
- 32, Darryl Wilson vs. Utah (1995 NCAA)
- 28, Cameron Burns vs. Baylor (1990 NIT)
- 27, Darryl Wilson vs. Connecticut (1996 NCAA)
- 25, Mario Austin vs. McNeese St. (2002 NCAA)
- 23, Lawrence Roberts vs. Stanford (2005 NCAA)
- 23, Dontae' Jones vs. Cincinnati (1996 NCAA)
- 23, Tony Watts vs. Baylor (1990 NIT)
- 23, Leland Mitchell vs. Bowling Green (1963 NCAA)

**MOST FIELD GOALS MADE**

- 12, Arnett Moutrie vs. UMass (2012 NIT)
- 10, Charles Rhodes vs. Oregon (2008 NCAA)
- 10, Erick Dampier vs. Princeton (1996 NCAA)
- 10, Darryl Wilson vs. Utah (1995 NCAA)
- 9, Marckell Patterson vs. McNeese (2002 NCAA)
- 9, Dontae' Jones vs. Cincinnati (1996 NCAA)
- 9, Darryl Wilson vs. Connecticut (1996 NCAA)
- 9, Erick Dampier vs. Utah (1995 NCAA)
- 9, Cameron Burns vs. Baylor (1990 NIT)
- 9, Greg Grim vs. Alcorn State (1979 NIT)

**MOST FIELD GOALS ATTEMPTED**

- 23, Arnett Moutrie vs. UMass (2012 NIT)
- 21, Darryl Wilson vs. UCLA (1995 NCAA)
- 20, Darryl Wilson vs. Utah (1995 NCAA)
- 19, Greg Carter vs. E. Michigan (1991 NCAA)
- 18, Lawrence Roberts vs. Duke (2005 NCAA)
- 18, Tang Hamilton vs. Colorado St. (1999 NIT)
- 18, Cameron Burns vs. E. Michigan (1991 NCAA)

**MOST 3-POINT FIELD GOALS MADE**

- 7, Darryl Wilson vs. Connecticut (1996 NCAA)
- 6, Winsome Frazier vs. Stanford (2005 NCAA)
- 6, Darryl Wilson vs. Syracuse (1996 NCAA)

**MOST 3-POINT FIELD GOALS ATTEMPTED**

- 14, Darryl Wilson vs. UCLA (1995 NCAA)
- 13, Darryl Wilson vs. Syracuse (1996 NCAA)

**MOST FREE THROWS MADE**

- 14, Charles Rhodes vs. Oregon (2008 NCAA)
- 13, Leland Mitchell vs. Bowling Green (1963 NCAA)
- 10, Darryl Wilson vs. Utah (1995 NCAA)
- 10, Cameron Burns vs. Baylor (1990 NIT)

**MOST FREE THROWS ATTEMPTED**

- 18, Charles Rhodes vs. Oregon (2008 NCAA)
- 16, Leland Mitchell vs. Bowling Green (1963 NCAA)
- 14, Mario Austin vs. McNeese St. (2002 NCAA)
- 13, Cameron Burns vs. Baylor (1990 NIT)

**MOST REBOUNDS**

- 14, Quindary Weatherspoon vs. Louisville (2018 NIT)
- 14, Lawrence Roberts vs. Stanford (2005 NCAA)
- 14, Erick Dampier vs. Syracuse (1996 NCAA)
- 13, Tang Hamilton vs. Tulsa (2001 NIT)
- 13, Dontae' Jones vs. Cincinnati (1996 NCAA)
- 12, Jarvis Varnado vs. Bradley (2007 NIT)
- 12, Branden Vincent vs. Xavier (2004 NCAA)
- 12, Wiley Peck vs. Alcorn State (1979 NIT)

**MOST ASSISTS**

- 14, Lamar Peters vs. Nebraska (2018 NIT)
- 13, Dee Bost vs. UMass (2012 NIT)
- 10, Lamar Peters vs. Baylor (2018 NIT)
- 10, Jamont Gordon vs. Bradley (2007 NIT)
- 9, Jamont Gordon vs. Oregon (2008 NCAA)
- 9, Jamont Gordon vs. West Virginia (2007 NIT)
- 9, Timmy Bowers vs. Monmouth (2004 NCAA)
- 9, Marcus Bullard vs. Princeton (1996 NCAA)

**MOST BLOCKED SHOTS**

- 8, Erick Dampier vs. Utah (1995 NCAA)
- 6, Charles Rhodes vs. Bradley (2007 NIT)
- 5, Erick Dampier vs. VCU (1996 NCAA)
- 5, Jarvis Varnado vs. Memphis (2008 NCAA)
- 5, Jarvis Varnado vs. Washington (2009 NCAA)

**MOST STEALS**

- 5, Barry Stewart vs. Florida State (2007 NIT)
- 5, Timmy Bowers vs. McNeese St. (2002 NCAA)
- 4, Ben Hansbrough vs. Oregon (2008 NCAA)
- 4, Winsome Frazier vs. Xavier (2004 NCAA)
- 4, Ontario Harper vs. McNeese St. (2002 NCAA)

**TEAM SUPERLATIVES****MOST POINTS SCORED**

- 101 vs. Bradley (2007 NIT)
- 96 vs. UMass (2012 NIT)
- 93 vs. Stanford (2005 NCAA)

**MOST FIELD GOALS MADE**

- 39 vs. Bradley (2007 NIT)
- 33 vs. Alcorn State (1979 NIT)
- 32 vs. UMass (2012 NIT)
- 32 vs. Stanford (2005 NCAA)
- 31 vs. Louisville (2018 NIT)
- 30 vs. Mississippi Valley State (2007 NIT)
- 30 vs. Monmouth (2004 NCAA)

**MOST FIELD GOALS ATTEMPTED**

- 75 vs. UMass (2012 NIT)
- 73 vs. Bradley (2007 NIT)
- 72 vs. Xavier (2004 NCAA)

**BEST FIELD GOAL PERCENTAGE**

- .600 [24-40] vs. Princeton (1996 NCAA)
- .589 [33-56] vs. Alcorn State (1979 NIT)
- .561 [32-57] vs. Stanford (2005 NCAA)

**MOST 3-POINT FIELD GOALS MADE**

- 13 vs. Baylor (2018 NIT)
- 12 vs. UMass (2012 NIT)
- 12 vs. Bradley (2007 NIT)
- 11 vs. North Carolina (2010 NIT)
- 11 vs. Syracuse (1996 NCAA)

**MOST 3-POINT FIELD GOALS ATTEMPTED**

- 32 vs. UCLA (1995 NCAA)
- 31 vs. UMass (2012 NIT)
- 30 vs. Florida State (2007 NIT)
- 29 vs. North Carolina (2010 NIT)
- 29 vs. Jackson State (2010 NIT)

**BEST 3-POINT FIELD GOAL PERCENTAGE**

.591 [13-22] vs. Baylor (2018 NIT)  
.529 [9-17] vs. Stanford (2005 NCAA)  
.500 [6-12] vs. Baylor (1990 NIT)  
.467 [7-15] vs. Connecticut (1996 NCAA)

**MOST FREE THROWS MADE**

30 vs. Baylor (1990 NIT)  
29 vs. Jackson State (2010 NIT)  
25 vs. Bowling Green (1963 NCAA)

**MOST FREE THROWS ATTEMPTED**

39 vs. Baylor (1990 NIT)  
38 vs. Jackson State (2010 NIT)  
36 vs. Oregon (2008 NCAA)  
35 vs. Bowling Green (1963 NCAA)

**BEST FREE THROW PERCENTAGE**

1.000 [6-6] vs. Syracuse (1996 NCAA)  
.852 [23-27] vs. Florida State (2007 NIT)  
.818 [9-11] vs. Baylor (2018 NIT)  
.818 [9-11] vs. West Virginia (2007 NIT)

**MOST REBOUNDS**

51 vs. Bradley (2007 NIT)  
51 vs. Bowling Green (1963 NCAA)  
47 vs. Nebraska (2018 NIT)  
47 vs. Monmouth (2004 NCAA)

**MOST ASSISTS**

24 vs. Baylor (2018 NIT)  
22 vs. UMass (2012 NIT)  
22 vs. Bradley (2007 NIT)  
21 vs. Syracuse (1996 NCAA)  
19 vs. Monmouth (2004 NCAA)

**MOST TURNOVERS**

21 vs. Syracuse (1996 NCAA)  
20 vs. Virginia Commonwealth (1996 NCAA)  
20 vs. UCLA (1995 NCAA)  
20 vs. Santa Clara (1995 NCAA)

**MOST BLOCKED SHOTS**

10 vs. Bradley (2007 NIT)  
10 vs. Baylor (1990 NIT)  
8 vs. Utah (1995 NCAA)  
7 vs. Louisville (2018 NIT)  
7 vs. Nebraska (2018 NIT)  
7 vs. Mississippi Valley State (2007 NIT)  
7 vs. Connecticut (1996 NCAA)  
7 vs. Memphis (2008 NCAA)

**MOST STEALS**

15 vs. Florida State (2007 NIT)  
12 vs. Monmouth (2004 NCAA)  
11 vs. Xavier (2004 NCAA)



2018 NIT - FIRST ROUND

Mississippi State 66, Nebraska 59

03/14/2018 - Starkville, MS • Humphrey Coliseum • 3,485

NU • 22-11	FG	3FG	FT	RB	PT	A
Copeland • F	5-13	2-4	0-0	2	12	0
Roby • F	3-7	1-3	3-3	8	10	0
Watson Jr. • G	3-12	1-2	1-2	3	8	2
Gill • G	3-8	1-5	0-0	3	7	1
Palmer Jr. • G	5-15	0-5	3-4	6	13	5
Okeke	1-1	0-0	0-0	1	2	0
Taylor	1-3	1-3	0-0	1	3	1
Allen	0-0	0-0	0-0	0	0	1
Tshimanga	2-6	0-0	0-0	3	4	0
<b>TEAM</b>				<b>3</b>		
<b>TOTALS</b>	<b>23-65</b>	<b>6-22</b>	<b>7-9</b>	<b>30</b>	<b>59</b>	<b>10</b>

MSU • 23-11	FG	3FG	FT	RB	PT	A
Stapleton • F	4-7	2-4	2-4	5	12	0
Ado • F	6-15	0-0	3-4	9	15	1
Peters • G	0-3	0-3	0-0	4	0	14
Q. W'Spoon • G	2-6	1-4	3-4	7	8	0
Carter • G	3-10	1-4	2-2	3	9	1
Wright	1-5	0-1	0-0	4	2	0
Feazzell	2-2	0-0	0-0	1	4	0
Holman	6-9	2-2	2-4	10	16	0
<b>TEAM</b>				<b>4</b>		
<b>TOTALS</b>	<b>24-57</b>	<b>6-18</b>	<b>12-18</b>	<b>47</b>	<b>166</b>	<b>16</b>

Halftime: Mississippi State 33, Nebraska 28

2018 NIT - SECOND ROUND

Mississippi State 78, Baylor 77

03/18/2018 - Waco, Texas • Ferrell Center • 2,246

MSU • 24-11	FG	3FG	FT	RB	PT	A
Ado • F	1-2	0-0	1-2	1	3	0
N. W'Spoon • G	3-6	0-0	0-0	2	6	3
Peters • G	3-9	3-8	0-0	1	9	10
Stapleton • G	6-8	3-4	0-0	2	15	0
Q. W'Spoon • G	4-9	2-4	3-4	3	13	5
Wright	0-1	0-0	0-0	1	0	1
Feazzell	0-1	0-0	0-0	0	0	0
Carter	6-7	5-6	2-2	1	19	1
Holman	5-8	0-0	3-3	8	13	4
Datcher	0-1	0-0	0-0	0	0	0
<b>TEAM</b>				<b>2</b>		
<b>TOTALS</b>	<b>28-52</b>	<b>13-22</b>	<b>9-11</b>	<b>21</b>	<b>78</b>	<b>24</b>

BU • 19-15	FG	3FG	FT	RB	PT	A
Lual-Acuil • F	7-13	0-1	3-6	8	17	1
Omot • F	4-7	2-4	1-1	2	11	2
Lindsey • G	0-1	0-0	0-0	2	0	5
Vital • G	1-3	0-0	1-2	6	3	2
Lecomte • G	4-12	0-3	7-7	2	15	7
Jolly	0-0	0-0	0-0	0	0	0
McClure	2-6	1-4	0-0	5	5	3
Maston	13-19	0-0	0-1	7	26	0
<b>TEAM</b>				<b>2</b>		
<b>TOTALS</b>	<b>31-61</b>	<b>3-12</b>	<b>12-17</b>	<b>34</b>	<b>77</b>	<b>20</b>

Halftime: Mississippi State 47, Baylor 33

2018 NIT - THIRD ROUND

Mississippi State 79, Louisville 56

03/20/2018 - Louisville, KY • KFC Yum! Center • 10,718

MSU • 25-11	FG	3FG	FT	RB	PT	A
Ado • F	3-8	0-0	1-4	7	7	1
N. W'Spoon • G	6-9	0-0	0-0	3	12	4
Peters • G	2-9	2-7	0-0	1	6	4
Stapleton • G	5-10	2-4	0-0	5	12	0
Q. W'Spoon • G	6-10	1-2	6-6	14	19	0
Wright	1-1	0-0	0-0	1	2	2
Storm	0-0	0-0	0-0	0	0	0
Singleton	0-1	0-0	0-0	0	0	0
Gray	0-1	0-0	0-0	1	0	0
Feazzell	0-0	0-0	0-0	0	0	0
Carter	2-6	1-4	0-0	1	5	2
Holman	6-10	2-4	2-2	8	16	1
Datcher	0-0	0-0	0-0	0	0	0
<b>TEAM</b>				<b>1</b>		
<b>TOTALS</b>	<b>31-65</b>	<b>8-21</b>	<b>9-12</b>	<b>42</b>	<b>79</b>	<b>14</b>

UL • 22-14	FG	3FG	FT	RB	PT	A
Spalding • F	6-10	1-2	0-0	11	13	2
Adel • F	4-9	1-3	2-2	4	11	3
Sutton • F	0-3	0-1	1-2	5	1	1
King • G	2-9	0-1	0-0	3	4	1
Snider • G	2-10	2-5	0-0	2	6	1
Thomas	0-0	0-0	0-0	0	0	0
Perry	2-8	1-6	2-4	3	7	1
Mahmoud	2-3	0-0	0-0	1	4	0
McMahon	1-3	1-3	0-0	1	3	2
Nwora	2-5	2-2	0-0	2	7	1
<b>TEAM</b>				<b>0</b>		
<b>TOTALS</b>	<b>21-60</b>	<b>7-24</b>	<b>7-10</b>	<b>32</b>	<b>56</b>	<b>12</b>

Halftime: Mississippi State 39, Louisville 28

2018 NIT - SEMIFINALS

Penn State 75, Mississippi State 60

03/27/2018 - New York City, New York • Madison Square Garden • 7,865

MSU • 25-12	FG	3FG	FT	RB	PT	A
Ado • F	5-7	0-0	3-5	8	13	0
N. W'Spoon • G	2-7	1-2	0-0	4	5	1
Peters • G	3-9	1-3	0-0	1	7	5
Stapleton • G	0-4	0-3	0-0	1	0	0
Q. W'Spoon • G	2-6	0-2	2-2	7	6	1
Wright	0-2	0-0	0-0	1	0	0
Feazzell	0-0	0-0	0-2	1	0	0
Carter	5-10	1-5	8-10	2	19	0
Holman	4-8	0-0	2-2	5	10	0
<b>TEAM</b>				<b>5</b>		
<b>TOTALS</b>	<b>21-53</b>	<b>3-15</b>	<b>15-21</b>	<b>35</b>	<b>60</b>	<b>7</b>

PSU • 27-13	FG	3FG	FT	RB	PT	A
Stevens • F	6-10	1-1	4-5	8	17	6
Harrar • F	1-2	0-0	0-0	7	2	2
Garner • F	6-10	6-9	0-0	2	18	1
Carr • G	8-18	3-6	2-2	6	21	5
Reaves • G	4-8	1-2	0-2	1	9	3
Zemgulis	0-1	0-1	0-0	0	0	0
Pierce	0-0	0-0	0-0	0	0	0
Bostick	0-3	0-0	0-0	1	0	0
Wheeler	1-2	0-1	0-0	0	2	0
Moore	3-5	0-0	0-1	1	6	1
<b>TEAM</b>				<b>7</b>		
<b>TOTALS</b>	<b>29-59</b>	<b>11-20</b>	<b>6-10</b>	<b>33</b>	<b>75</b>	<b>18</b>

Halftime: Penn State 42, Mississippi State 23



# HISTORY • POSTSEASON BOX SCORES

## 2012 NIT - FIRST ROUND

Massachusetts 101, Mississippi State 96

03/13/2012 • Starkville, MS • Humphrey Coliseum • 2,507

UMASS - 23-11	FG	3FG	FT	RB	PT	A
Vinson - F	5-12	1-4	1-1	3	12	1
Putney - F	5-12	0-4	0-0	16	10	2
Carter - C	6-10	0-0	8-12	12	20	0
Williams - G	11-20	4-7	2-2	8	28	6
Morgan - G	3-12	2-6	0-0	6	8	4
Farrell	6-13	2-4	2-2	2	16	1
Esho	1-3	0-0	1-0	3	3	0
Riley	2-8	0-3	0-0	1	4	1
<b>TEAM</b>				<b>5</b>		
<b>TOTALS</b>	<b>39-90</b>	<b>9-28</b>	<b>14-19</b>	<b>56</b>	<b>101</b>	<b>15</b>

MSU - 21-12	FG	3FG	FT	RB	PT	A
Sidney - F	1-4	0-1	1-2	3	3	1
Moultre - F	12-23	2-5	8-9	6	34	3
Bost - G	5-12	3-7	7-8	6	20	13
Hood - G	3-12	2-7	0-0	8	8	4
Bryant - G	5-12	0-2	2-2	7	12	0
Steele	5-10	5-9	2-2	4	17	1
Lewis	1-2	0-0	0-0	4	2	0
D. Smith	0-0	0-0	0-2	0	0	0
<b>TEAM</b>				<b>3</b>		
<b>TOTALS</b>	<b>32-75</b>	<b>12-31</b>	<b>20-25</b>	<b>41</b>	<b>96</b>	<b>22</b>

Halftime: Massachusetts 41, Mississippi State 31

## 2010 NIT - FIRST ROUND

Mississippi State 81, Jackson State 67

03/16/2010 • Starkville, MS • Humphrey Coliseum • 4,433

JSU - 19-13	FG	3FG	FT	RB	PT	A
Burk	1-3	1-2	0-0	6	3	1
Jefferson	0-0	0-0	0-0	0	0	0
Melvin	3-6	0-2	2-2	2	8	2
Dixon	1-8	0-3	1-2	11	3	2
Johnson	9-23	6-14	8-10	5	32	2
Hanson	4-11	3-6	0-0	1	11	1
Blake	0-2	0-0	0-0	5	0	0
C. Williams	1-2	0-0	0-0	0	2	0
P. Williams	2-3	0-0	0-0	2	4	0
Swanier	0-1	0-0	0-0	1	0	0
Gregory	1-1	0-0	2-2	2	4	0
<b>TEAM</b>				<b>3</b>		
<b>TOTALS</b>	<b>22-60</b>	<b>10-27</b>	<b>13-16</b>	<b>38</b>	<b>67</b>	<b>8</b>

MSU - 24-11	FG	3FG	FT	RB	PT	A
Augustus - F	4-7	3-6	2-2	5	13	0
Varnado - F	6-11	0-0	9-14	11	21	1
Johnson - G	1-6	0-5	2-2	1	4	1
Bost - G	4-8	2-6	8-10	4	18	6
Stewart - G	3-7	1-5	0-0	4	7	2
Osby	1-4	1-2	0-0	3	3	0
Parker	0-0	0-0	2-2	0	2	0
Benock	1-4	1-4	0-0	0	3	2
Luczak	0-0	0-0	1-2	1	1	0
Price	0-0	0-0	0-0	0	0	0
Turner	2-7	0-1	3-4	6	7	3
Lewis	0-0	0-0	0-0	0	0	0
Riek	0-0	0-0	2-2	0	2	0
<b>TEAM</b>				<b>0</b>		
<b>TOTALS</b>	<b>22-54</b>	<b>8-29</b>	<b>29-38</b>	<b>35</b>	<b>81</b>	<b>15</b>

Halftime: Mississippi State 32, Jackson State 23.

## 2010 NIT - SECOND ROUND

North Carolina 76, Mississippi State 74

03/20/2010 • Starkville, MS • Humphrey Coliseum • 9,471

UNC - 18-16	FG	3FG	FT	RB	PT	A
Thompson - F	4-8	0-0	0-0	5	8	2
Henson - F	6-11	0-0	0-0	8	12	3
Ginyard - G	3-7	0-3	0-2	6	6	3
Drew II - G	2-5	1-3	0-0	1	5	6
Graves - G	6-10	4-6	1-1	3	17	0
Strickland	3-4	0-0	2-3	3	8	2
McDonald	3-8	0-2	1-1	0	7	1
Watts	0-1	0-0	0-0	2	0	0
Wear	2-5	0-0	2-2	2	6	0
Zeller	3-7	0-0	1-1	7	7	0
<b>TEAM</b>				<b>4</b>		
<b>TOTALS</b>	<b>32-66</b>	<b>5-14</b>	<b>7-10</b>	<b>41</b>	<b>76</b>	<b>17</b>

MSU - 24-12	FG	3FG	FT	RB	PT	A
Augustus - F	2-4	0-1	0-1	2	4	1
Varnado - F	5-9	0-0	4-5	7	14	2
Johnson - G	4-11	4-6	1-2	6	13	1
Bost - G	4-10	3-9	3-4	5	14	4
Stewart - G	5-13	3-7	5-7	5	18	2
Osby	1-2	0-0	0-0	0	2	0
Benock	0-2	0-2	0-0	0	0	0
Turner	3-7	1-4	2-2	6	9	2
Lewis	0-0	0-0	0-0	0	0	0
<b>TEAM</b>				<b>1</b>		
<b>TOTALS</b>	<b>24-58</b>	<b>11-29</b>	<b>15-21</b>	<b>32</b>	<b>74</b>	<b>12</b>

Halftime: North Carolina 36, Mississippi State 33

## 2009 NCAA TOURNAMENT - FIRST ROUND

Washington 71, Mississippi State 58

03/20/2009 • Portland, OR • Rose Garden • 17,586

MSU - 23-12	FG	3FG	FT	RB	PT	A
Stewart - F	4-6	2-3	4-4	1	14	0
Turner - F	3-7	2-5	0-0	9	8	0
Varnado - C	3-7	0-0	1-2	3	7	0
R. Johnson - G	3-13	1-5	0-0	3	7	0
Bost - G	1-10	0-3	3-5	3	5	4
Beckham	0-0	0-0	0-0	0	0	0
Osby	1-1	0-0	1-2	2	3	0
Benock	0-0	0-0	0-0	0	0	0
Luczak	0-1	0-1	0-0	0	0	0
Augustus	4-9	0-1	1-2	8	9	0
Bolen	0-0	0-0	0-0	0	0	0
B. Johnson	1-5	0-0	3-4	6	5	1
<b>TEAM</b>				<b>1</b>		
<b>TOTALS</b>	<b>20-59</b>	<b>5-18</b>	<b>13-19</b>	<b>36</b>	<b>58</b>	<b>5</b>

UW - 25-8	FG	3FG	FT	RB	PT	A
Pondexter - F	9-17	0-0	5-6	8	23	2
Brockman - F	4-8	0-0	2-5	14	10	1
Gant - C	2-4	0-0	0-0	4	4	0
Thomas - G	3-13	0-4	3-4	2	9	5
Dentmon - G	1-6	0-2	2-2	3	4	1
Overton	3-3	1-1	0-0	3	7	1
Bryan-Amaning	2-5	0-0	0-0	3	4	0
Suggs	0-0	0-0	0-0	0	0	0
Wallace	0-0	0-0	0-0	0	0	0
Holiday	0-2	0-0	2-2	0	2	0
Turner	3-4	1-2	0-0	1	7	3
Wolfiger	0-0	0-0	1-2	0	1	0
<b>TEAM</b>				<b>7</b>		
<b>TOTALS</b>	<b>27-62</b>	<b>2-9</b>	<b>15-21</b>	<b>45</b>	<b>71</b>	<b>13</b>

Halftime: Washington 38, Mississippi State 27





2008 NCAA TOURNAMENT - FIRST ROUND

Mississippi State 76, Oregon 69

03/21/2008 - North Little Rock, AR • Ailtel Arena - 16,060

UO - 18-14	FG	3FG	FT	RB	A	PT
Hairston	7-17	3-8	5-6	7	0	22
Taylor	2-12	1-7	4-4	5	1	9
Leunen	5-11	1-6	2-2	7	2	13
Porter	5-17	4-13	4-5	4	5	18
Catron	1-2	0-1	1-2	3	2	3
Platt	0-0	0-0	0-0	0	0	0
Odia	1-3	0-2	0-0	2	2	2
Longmire	1-1	0-0	0-0	3	0	2
Viney	0-1	0-1	0-0	0	0	0
Brown	0-0	0-0	0-0	0	1	0
<b>TEAM</b>				<b>5</b>		
<b>TOTALS</b>	<b>22-64</b>	<b>9-38</b>	<b>16-19</b>	<b>36</b>	<b>13</b>	<b>69</b>

MSU - 23-10	FG	3FG	FT	RB	A	PT
Hansbrough	2-5	0-3	1-2	4	3	5
Stewart	4-10	4-8	4-5	2	2	16
Rhodes	10-12	0-0	14-18	9	1	34
Varnado	5-7	0-0	1-2	8	1	11
Gordon	2-14	0-4	4-8	11	9	8
Johnson, Rav.	0-1	0-1	0-0	1	0	0
Begley	0-0	0-0	0-0	0	0	0
Johnson, Bri.	1-1	0-0	0-1	2	0	2
Turner	0-1	0-1	0-0	1	0	0
Bailey	0-0	0-0	0-0	0	0	0
<b>TEAM</b>				<b>2</b>		
<b>TOTALS</b>	<b>24-51</b>	<b>4-17</b>	<b>24-36</b>	<b>40</b>	<b>16</b>	<b>76</b>

Halftime: Oregon 38, Mississippi State 28.

2008 NCAA TOURNAMENT - SECOND ROUND

Memphis 77, Mississippi State 74

03/23/2008 - North Little Rock, AR • Ailtel Arena - 16,060

MSU - 23-11	FG	3FG	FT	RB	A	PT
Hansbrough	7-10	3-5	2-2	2	0	19
Stewart	1-12	0-6	2-3	5	1	4
Rhodes	7-14	0-0	0-1	10	1	14
Varnado	2-4	0-0	7-8	2	0	11
Gordon	7-16	4-7	3-6	11	5	21
Johnson, Rav.	2-2	1-1	0-0	0	0	5
Johnson, Bri.	0-2	0-0	0-0	1	1	0
Turner	0-0	0-0	0-0	0	1	0
Bailey	0-0	0-0	0-0	0	0	0
<b>TEAM</b>				<b>6</b>		
<b>TOTALS</b>	<b>26-60</b>	<b>8-19</b>	<b>14-20</b>	<b>37</b>	<b>9</b>	<b>74</b>

UM - 35-1	FG	3FG	FT	RB	A	PT
Dozier	4-10	0-0	1-3	4	1	9
Dorsey	6-8	0-0	1-5	12	0	13
Anderson	1-5	0-3	2-6	4	4	4
Douglas-Roberts	6-16	0-3	5-7	5	4	17
Rose	6-14	1-3	4-9	9	7	17
Taggart	0-3	0-1	2-2	7	1	2
Kemp	4-5	4-5	0-0	1	1	12
Allen	0-1	0-0	0-0	0	1	0
Mack	1-1	1-1	0-0	0	0	3
Robinson	0-0	0-0	0-0	0	0	0
<b>TEAM</b>				<b>3</b>		
<b>TOTALS</b>	<b>28-63</b>	<b>6-16</b>	<b>15-32</b>	<b>45</b>	<b>19</b>	<b>77</b>

Halftime: Memphis 36, Mississippi State 27

2007 NIT - FIRST ROUND

Mississippi State 82, Mississippi Valley State 63

03/13/2007 - Starkville, MS • Humphrey Coliseum - 5,501

MVSU - 18-16	FG	3FG	FT	RB	A	PT
Cannon	2-7	0-2	0-0	1	2	4
Bryant	2-5	0-0	0-2	8	0	4
Price	3-5	0-0	0-2	3	1	6
Snow	3-9	2-7	0-0	1	0	8
Clark	0-2	0-0	0-0	1	0	0
Parks II	1-1	1-1	0-0	0	0	3
Speech	3-9	0-1	0-0	4	2	6
Davis	1-3	0-1	0-0	1	3	2
Higgins	0-0	0-0	0-0	0	1	0
Lucas	7-10	0-0	8-11	4	0	22
Curry	0-2	0-0	2-2	1	1	2
Alexander	3-8	0-0	0-0	9	0	6
<b>TEAM</b>				<b>3</b>		
<b>TOTALS</b>	<b>25-61</b>	<b>3-12</b>	<b>10-17</b>	<b>36</b>	<b>10</b>	<b>63</b>

MSU - 19-13	FG	3FG	FT	RB	A	PT
Delk, Rich.	2-3	1-2	0-2	1	3	5
Slater	1-9	0-2	1-2	7	2	3
Rhodes	8-12	0-0	5-5	4	1	21
Delk, Reg.	3-9	1-5	0-0	0	1	7
Gordon	8-12	2-4	0-2	9	8	18
Begley	0-3	0-2	0-0	0	0	0
Stewart	2-7	1-5	0-0	2	1	5
Lupe	0-0	0-0	0-0	0	0	0
Hansbrough	3-7	2-6	7-8	5	1	15
Rimmer	0-0	0-0	0-0	0	0	0
Varnado	3-3	0-0	2-3	5	0	8
Goodridge	0-2	0-0	0-2	2	0	0
Stelmach	0-1	0-0	0-0	2	0	0
<b>TEAM</b>				<b>4</b>		
<b>TOTALS</b>	<b>30-68</b>	<b>7-26</b>	<b>15-24</b>	<b>41</b>	<b>17</b>	<b>82</b>

Halftime: Mississippi State 40, Mississippi Valley State 24

2007 NIT - SECOND ROUND

Mississippi State 101, Bradley 72

03/17/2007 - Starkville, MS • Humphrey Coliseum - 5,733

BRADLEY - 22-13	FG	3FG	FT	RB	A	PT
Andrews	6-8	0-0	1-2	9	0	13
Franklin	4-13	3-5	4-4	3	5	15
Tauai	1-6	0-2	2-6	3	0	4
Crouch	4-10	3-8	1-2	1	4	12
Ruffin	4-11	1-5	2-2	5	5	11
Phillips	0-0	0-0	0-0	0	0	0
Salley	2-5	0-1	0-0	3	0	4
Warren	3-9	1-3	1-1	2	0	8
Adams	1-7	1-5	0-0	2	1	3
Lavin	0-1	0-1	0-0	1	0	0
Singh	1-1	0-0	0-0	1	1	2
<b>TEAM</b>				<b>2</b>		
<b>Totals</b>	<b>26-71</b>	<b>9-30</b>	<b>11-17</b>	<b>32</b>	<b>16</b>	<b>72</b>

MSU - 20-13	FG	3FG	FT	RB	A	PT
Delk, Rich	3-5	0-2	0-0	3	4	6
Slater	6-10	1-2	0-0	8	1	13
Rhodes	7-10	0-0	3-4	8	0	17
Delk, Reg	5-10	3-6	2-4	3	2	15
Gordon	7-12	3-5	3-4	6	10	20
Begley	0-0	0-0	0-0	0	0	0
Stewart	4-9	4-7	1-2	4	0	13
Lupe	1-1	0-0	0-0	0	0	2
Hansbrough	3-9	1-4	2-4	3	5	9
Varnado	3-7	0-1	0-0	12	0	6
Goodridge	0-0	0-0	0-0	0	0	0
Stelmach	0-0	0-0	0-0	0	0	0
<b>TEAM</b>				<b>4</b>		
<b>TOTALS</b>	<b>39-73</b>	<b>12-27</b>	<b>11-18</b>	<b>51</b>	<b>22</b>	<b>101</b>

Halftime: Mississippi State 44, Bradley 38

**HISTORY • POSTSEASON BOX SCORES****2007 NIT - THIRD ROUND****Mississippi State 86, Florida State 62****03/20/2007 • Starkville, MS • Humphrey Coliseum • 9,013**

FSU - 22-13	FG	3FG	FT	RB	A	PT
Thornton	6-10	1-2	3-9	6	0	16
Echefe	0-2	0-1	0-0	5	1	0
Swann	10-17	9-13	2-2	5	0	31
Douglas	6-11	0-2	0-0	4	5	12
Rich	2-4	0-0	3-4	4	2	7
Mims	1-2	1-2	0-0	0	1	3
Allen	0-2	0-1	0-0	1	0	0
Breeden	0-1	0-0	0-1	1	0	0
Reid	1-1	0-0	0-0	4	1	2
<b>TEAM</b>				<b>4</b>		
<b>TOTALS</b>	<b>26-50</b>	<b>11-21</b>	<b>8-16</b>	<b>31</b>	<b>10</b>	<b>71</b>
MSU - 21-13	FG	3FG	FT	RB	A	PT
Delk, Rich.	3-5	1-2	0-0	3	1	7
Slater	4-12	2-7	3-3	3	0	13
Rhodes	5-9	0-0	4-6	6	0	14
Delk, Reg.	1-5	0-4	0-0	2	1	2
Gordon	3-12	1-5	9-11	6	7	16
Begley	0-2	0-2	0-0	0	0	0
Stewart	3-7	1-4	3-3	3	1	10
Iupe	0-0	0-0	0-0	1	0	0
Hansbrough	3-6	2-5	4-4	7	2	12
Varnado	5-5	0-0	0-0	2	0	10
Goodridge	1-1	0-0	0-0	2	0	2
Stelmach	0-2	0-1	0-0	0	0	0
<b>TEAM</b>				<b>4</b>		
<b>TOTALS</b>	<b>28-66</b>	<b>7-30</b>	<b>23-27</b>	<b>39</b>	<b>12</b>	<b>86</b>

Halftime: Mississippi State 42, Florida State 29

**2007 NIT - SEMIFINALS****West Virginia 63, Mississippi State 62****03/27/2007 • New York City, NY • Madison Square Garden - 7,713**

WVU - 26-9	FG	3FG	FT	RB	A	PT
Nichols	7-13	2-5	1-2	6	3	17
Young	6-13	4-8	0-0	6	1	16
Summers	2-6	0-0	0-0	9	1	4
Alexander	1-5	0-1	0-0	0	1	2
Ruoff	3-7	0-2	4-5	5	4	10
Smalligan	1-7	1-5	3-5	7	2	6
Butler	2-9	0-2	2-4	4	0	6
Mazzulla	1-3	0-0	0-0	1	1	2
Smith	0-0	0-0	0-0	0	0	0
<b>TEAM</b>				<b>3</b>		
<b>TOTALS</b>	<b>23-63</b>	<b>7-23</b>	<b>10-16</b>	<b>41</b>	<b>13</b>	<b>63</b>
MSU - 21-14	FG	3FG	FT	RB	A	PT
Delk, Rich.	3-7	0-2	2-2	3	0	8
Slater	7-12	3-5	1-1	9	1	18
Rhodes	4-12	0-1	2-2	10	1	10
Delk, Reg.	2-5	2-4	0-0	2	1	6
Gordon	4-11	0-1	3-4	6	9	11
Hansbrough	0-2	0-1	1-2	3	0	1
Stewart	3-7	2-5	0-0	2	1	8
Varnado	0-0	0-0	0-0	1	0	0
<b>TEAM</b>				<b>2</b>		
<b>TOTALS</b>	<b>23-56</b>	<b>7-19</b>	<b>9-11</b>	<b>38</b>	<b>13</b>	<b>62</b>

Halftime: Mississippi State 32, West Virginia 28

**2005 NCAA TOURNAMENT - FIRST ROUND****Mississippi State 93, Stanford 70****03/18/2005 • Charlotte, NC • Charlotte Coliseum • 23,207**

MSU	FG	3FG	FT	RB	A	PT
Roberts	8-14	0-1	7-9	14	1	23
Power	4-8	2-4	4-5	6	3	14
Harper	2-6	0-1	4-4	3	3	8
Ervin	2-4	0-0	1-2	2	2	5
Frazier	7-9	6-8	0-0	2	0	20
Rhodes	1-1	0-0	2-2	1	0	4
Begley	0-0	0-0	0-0	0	0	0
Edmondson	0-2	0-2	0-0	0	2	0
Cannon	0-1	0-0	0-0	1	1	0
Boler	1-1	1-1	2-2	0	0	5
Slater	3-4	0-0	0-0	3	0	6
Morgan	0-0	0-0	0-0	0	0	0
Stelmach	0-0	0-0	0-2	2	0	0
Campbell	4-7	0-0	0-0	4	1	8
<b>TOTALS</b>	<b>32-57</b>	<b>9-17</b>	<b>20-26</b>	<b>39</b>	<b>13</b>	<b>93</b>
STANFORD	FG	3FG	FT	RB	A	PT
Washington	4-5	0-0	4-8	1	0	12
Haryasz	5-17	0-3	4-5	9	3	14
Little	6-11	0-0	2-3	6	0	14
Hernandez	5-12	3-8	4-4	3	4	17
Robinson	2-9	0-3	0-0	2	2	4
Finger	1-2	0-1	0-0	1	0	2
Haas	1-5	1-3	2-2	2	0	5
Prowitt	0-2	0-0	2-3	1	0	2
<b>TOTALS</b>	<b>24-63</b>	<b>4-18</b>	<b>18-25</b>	<b>30</b>	<b>9</b>	<b>70</b>

Halftime: Mississippi State 44, Stanford 43

**2005 NCAA TOURNAMENT - SECOND ROUND****Duke 63, Mississippi State 55****03/20/2005 • Charlotte, NC • Charlotte Coliseum • 23,207**

MSU	FG	3FG	FT	RB	A	PT
Roberts	5-18	0-0	7-10	11	3	17
Power	1-6	0-1	1-2	5	1	3
Harper	7-12	2-2	1-2	6	0	17
Ervin	1-8	0-2	1-3	3	5	3
Frazier	2-10	2-8	1-4	4	0	7
Rhodes	1-1	0-0	0-0	2	0	2
Edmondson	0-2	0-0	0-0	1	0	0
Slater	1-2	0-0	0-0	0	0	2
Morgan	0-0	0-0	0-0	0	0	0
Campbell	2-3	0-0	0-0	2	0	4
<b>TOTALS</b>	<b>20-62</b>	<b>4-13</b>	<b>11-21</b>	<b>39</b>	<b>9</b>	<b>55</b>
DUKE	FG	3FG	FT	RB	A	PT
Williams	5-12	0-0	3-6	15	0	13
Randolph	0-4	0-1	2-3	5	3	2
Redick	5-17	2-9	4-4	5	0	16
Ewing	7-13	4-7	4-4	4	3	22
Dockery	1-2	1-2	2-2	4	1	5
Melchionni	0-1	0-1	2-2	2	0	2
Nelson	1-1	1-1	0-0	2	1	3
Love	0-0	0-0	0-0	3	0	0
Johnson	0-0	0-0	0-0	0	0	0
<b>TOTALS</b>	<b>19-50</b>	<b>8-21</b>	<b>17-21</b>	<b>43</b>	<b>8</b>	<b>63</b>

Halftime: Duke 30, Mississippi State 22



**2004 NCAA TOURNAMENT - FIRST ROUND**

Mississippi State 85, Monmouth 52

03/19/2004 • Orlando, FL • TD Waterhouse Centre • 15,961

MONMOUTH	FG	3FG	FT	RB	A	PT
Krayl	3-5	2-2	1-5	1	0	9
Hamilton	2-4	0-0	2-3	1	1	6
Boxler	2-5	0-0	0-0	3	0	4
Azzarelli	1-3	0-2	0-0	1	2	2
Byfield	4-10	4-8	0-0	2	1	12
Delic	1-4	1-4	0-0	0	0	3
Kaplan	1-2	1-2	0-0	1	2	3
Owens	0-3	0-1	0-0	0	0	0
Warner	0-1	0-1	0-0	0	0	0
Stephens	0-3	0-2	2-2	1	1	2
Alston	1-2	0-1	1-2	5	2	3
Hamlett	1-1	0-0	0-1	1	0	2
Kenny	1-4	1-4	0-0	1	1	3
Anderson	1-4	0-0	1-2	1	2	3
<b>TOTALS</b>	<b>18-51</b>	<b>9-27</b>	<b>7-15</b>	<b>20</b>	<b>12</b>	<b>52</b>

MSU	FG	3FG	FT	RB	A	PT
Roberts	6-9	2-3	5-5	4	2	19
Power	4-6	3-3	2-2	3	0	13
Vincent	4-4	0-0	6-10	11	1	14
Bowers	2-8	1-6	0-0	6	9	5
Frazier	1-6	1-5	0-0	3	3	3
Ervin	4-5	0-0	3-3	1	0	11
Buse	1-1	1-1	0-0	0	0	3
Boler	0-1	0-1	0-0	5	1	0
Slater	0-4	0-1	0-0	1	2	0
Morgan	1-1	0-0	0-1	2	0	2
Smith	1-2	0-0	0-0	2	1	2
Stelmach	2-4	0-2	1-2	5	0	5
Campbell	4-5	0-0	0-0	2	0	8
<b>TOTALS</b>	<b>30-56</b>	<b>8-22</b>	<b>17-23</b>	<b>47</b>	<b>19</b>	<b>85</b>

Halftime: Mississippi State 46, Monmouth 34

**2004 NCAA TOURNAMENT - SECOND ROUND**

Xavier 89, Mississippi State 74

03/21/2004 • Orlando, FL • TD Waterhouse Centre • 15,961

XAVIER	FG	3FG	FT	RB	A	PT
Cage	1-3	0-1	1-1	2	2	3
Doellman	5-10	2-4	1-1	8	3	13
Myles	3-7	0-0	2-4	14	1	8
Chalmers	11-13	4-4	5-6	2	2	31
Sato	4-10	2-3	2-2	7	2	12
Finn	6-9	5-7	5-9	1	3	22
Jackson	0-0	0-0	0-0	0	0	0
Christiansen	0-0	0-0	0-0	0	0	0
Cole	0-3	0-0	0-0	2	1	0
Caudle	0-0	0-0	0-0	0	0	0
Compton	0-0	0-0	0-0	0	0	0
<b>TOTALS</b>	<b>30-55</b>	<b>13-19</b>	<b>16-23</b>	<b>38</b>	<b>14</b>	<b>89</b>

MSU	FG	3FG	FT	RB	A	PT
Roberts	4-11	1-2	2-4	7	0	11
Power	6-11	3-6	1-2	3	2	16
Vincent	4-10	0-0	3-6	12	1	11
Bowers	6-14	2-7	1-2	1	5	15
Frazier	3-13	3-9	3-4	9	1	12
Ervin	3-8	0-1	3-3	2	5	9
Buse	0-0	0-0	0-0	0	0	0
Slater	0-0	0-0	0-0	0	0	0
Stelmach	0-2	0-1	0-0	0	0	0
Campbell	0-3	0-0	0-0	3	0	0
<b>TOTALS</b>	<b>26-72</b>	<b>9-26</b>	<b>13-21</b>	<b>40</b>	<b>14</b>	<b>74</b>

Halftime: Xavier 34, Mississippi State 33

**2003 NCAA TOURNAMENT - FIRST ROUND**

Butler 47, Mississippi State 46

03/21/2003 • Birmingham, AL • Birmingham-Jefferson Civic Center • 16,467

BUTLER	FG	3FG	FT	RB	A	PT
Monserez	1-6	1-3	0-0	4	0	3
Curry	0-3	0-2	0-0	1	0	0
Comette	4-7	0-0	1-2	6	1	9
Miller	5-12	2-7	2-2	2	4	14
Archey	2-6	2-4	2-2	4	0	8
Lightfoot	6-13	0-2	1-2	7	0	13
Horan	0-0	0-0	0-0	1	0	0
Sheets	0-0	0-0	0-0	0	0	0
<b>TOTALS</b>	<b>18-47</b>	<b>5-18</b>	<b>6-8</b>	<b>26</b>	<b>5</b>	<b>47</b>

MSU	FG	3FG	FT	RB	A	PT
Harper	0-5	0-2	2-2	5	0	2
Ignerski	0-6	0-3	0-0	3	1	0
Austin	8-12	1-1	1-4	10	0	18
Bowers	2-9	2-8	3-4	4	3	9
Zimmerman	1-5	0-3	2-4	1	5	4
Campbell	0-0	0-0	0-0	1	0	0
Frazier	3-5	3-4	0-0	1	0	9
Vincent	2-2	0-0	0-0	4	1	4
<b>TOTALS</b>	<b>16-44</b>	<b>6-21</b>	<b>8-14</b>	<b>30</b>	<b>10</b>	<b>46</b>

Halftime: Butler 28, Mississippi State 25

**2002 NCAA TOURNAMENT - FIRST ROUND**

Mississippi State 70, McNeese State 58

03/15/2002 • Dallas, TX • American Airlines Center • 19,951

MCNEESE	FG	3FG	FT	RB	A	PT
Perkins	1-6	0-1	2-2	6	0	4
Gentry	4-8	0-0	3-6	9	0	11
Brewer	2-5	0-0	3-7	5	0	7
Bryant	2-4	1-3	0-1	1	1	5
Williams	6-14	2-3	1-2	9	5	15
Lewis	2-5	0-0	1-1	0	2	5
Coleman	2-10	1-8	0-0	1	0	5
Jackson	2-4	0-0	0-1	2	0	4
Johnson	0-0	0-0	0-0	0	0	0
Garriet	1-2	0-1	0-0	0	0	2
Beik	0-0	0-0	0-0	0	1	0
Teeter	0-0	0-0	0-0	1	0	0
Khorokorin	0-0	0-0	0-0	0	0	0
<b>TOTALS</b>	<b>22-58</b>	<b>4-16</b>	<b>10-20</b>	<b>38</b>	<b>9</b>	<b>58</b>

MSU	FG	3FG	FT	RB	A	PT
Gholar	1-5	1-3	1-2	4	1	4
Ignerski	0-2	0-1	0-0	3	0	0
Austin	8-13	0-0	9-14	9	2	25
Zimmerman	3-6	0-0	4-4	5	4	10
Patterson	9-11	2-3	0-0	1	1	20
Goffer	0-1	0-0	0-0	1	0	0
Campbell	0-1	0-0	0-0	0	0	0
Gardner	0-0	0-0	0-0	0	0	0
Bowers	4-10	1-3	2-2	4	4	11
Stidham	0-0	0-0	0-0	0	0	0
Frazier	0-0	0-0	0-0	0	0	0
Harper	0-1	0-0	0-0	5	3	0
Carr	0-1	0-1	0-0	0	0	0
Smith	0-3	0-0	0-0	2	0	0
<b>TOTALS</b>	<b>25-54</b>	<b>4-11</b>	<b>16-22</b>	<b>40</b>	<b>15</b>	<b>70</b>

Halftime: Mississippi State 31, McNeese State 25

**2002 NCAA TOURNAMENT - SECOND ROUND**

Texas 68, Mississippi State 64

03/17/2002 • Dallas, TX • American Airlines Center • 19,951

TEXAS	FG	3FG	FT	RB	A	PT
Mouton	2-9	1-4	0-0	3	3	5
Erskin	8-9	0-0	1-1	4	0	17
Thomas	3-5	0-0	2-3	7	0	8
Ford	3-8	1-2	4-4	4	6	11
Ivey	2-5	1-4	5-6	5	2	10
Williams	0-2	0-0	0-0	2	2	0
Harris	2-4	1-3	1-1	1	1	6
Klotz	0-0	0-0	0-0	1	0	0
Ross	0-0	0-0	0-0	0	0	0
Boddicker	4-6	3-3	0-0	3	1	11
<b>TOTALS</b>	<b>24-48</b>	<b>7-16</b>	<b>13-15</b>	<b>33</b>	<b>15</b>	<b>68</b>

MSU	FG	3FG	FT	RB	A	PT
Gholar	3-4	2-3	0-1	2	2	8
Ignerski	3-8	1-5	5-5	3	1	12
Austin	5-8	0-0	2-2	6	1	12
Zimmerman	4-7	0-2	0-2	5	3	8
Patterson	2-5	0-2	0-1	2	0	4
Gardner	0-0	0-0	0-0	0	0	0
Bowers	5-13	2-8	3-4	2	0	15
Frazier	0-1	0-1	0-0	0	0	0
Harper	2-3	1-2	0-0	2	1	5
Smith	0-1	0-0	0-0	0	0	0
<b>TOTALS</b>	<b>24-50</b>	<b>6-23</b>	<b>10-15</b>	<b>22</b>	<b>8</b>	<b>64</b>

Halftime: Texas 41, Mississippi State 29

**2001 NIT - FIRST ROUND**

Mississippi State 75, Southern Miss 68

03/14/2001 • Starkville, MS • Humphrey Coliseum • 4,895

USM	FG	3FG	FT	RB	A	PT
Myles	7-10	2-3	4-6	5	3	20
Thompson	1-3	0-1	0-0	2	0	2
Jones	3-7	0-0	1-4	4	1	7
Cauthen	1-5	0-0	4-5	3	2	6
Wall	5-12	3-6	0-0	3	0	13
Meneses	0-0	0-0	0-0	0	0	0
Richardson	3-7	1-3	0-0	3	1	7
Henderson	0-3	0-0	1-2	6	0	1
Carter	0-4	0-1	2-2	3	0	2
Mims	2-8	2-6	0-0	8	1	6
Duncan	2-5	0-0	0-1	4	2	4
<b>TOTALS</b>	<b>24-64</b>	<b>8-20</b>	<b>12-20</b>	<b>45</b>	<b>10</b>	<b>68</b>

MSU	FG	3FG	FT	RB	A	PT
Patterson	7-13	1-3	6-9	5	1	21
Hamilton	4-9	0-1	0-0	8	1	8
Q. Smith	0-1	0-0	0-4	2	0	0
A. Jackson	3-8	1-4	4-4	0	1	11
Goffey	2-4	1-3	3-6	1	1	8
Billups	1-1	0-0	0-0	0	0	2
Bowers	1-2	0-1	0-0	1	0	2
Gholar	0-2	0-0	0-0	2	0	0
Zimmerman	5-10	0-0	1-2	8	3	11
Austin	4-9	0-0	4-6	4	3	12
<b>TOTALS</b>	<b>27-59</b>	<b>3-12</b>	<b>18-31</b>	<b>37</b>	<b>10</b>	<b>75</b>

Halftime: Mississippi State 41, Southern Miss 27

**2001 NIT - SECOND ROUND**

Mississippi State 66, Pittsburgh 61

03/19/2001 • Pittsburgh, PA • Fitzgerald Field House • 6,798

MSU	FG	3FG	FT	RB	A	PT
Patterson	4-9	2-4	1-2	7	4	11
Hamilton	2-9	0-2	0-0	6	0	4
Q. Smith	5-5	0-0	0-0	3	1	10
A. Jackson	4-8	2-5	0-0	4	2	10
Goffey	0-1	0-1	2-2	0	0	2
Billups	0-0	0-0	0-0	1	0	0
Bowers	0-0	0-0	0-0	0	0	0
Gholar	3-4	2-3	0-0	2	3	8
Zimmerman	7-11	1-3	0-0	3	3	15
Austin	3-10	0-0	0-0	4	1	6
<b>TOTALS</b>	<b>28-57</b>	<b>7-18</b>	<b>3-4</b>	<b>35</b>	<b>14</b>	<b>66</b>

PITT	FG	3FG	FT	RB	A	PT
Zavackas	3-3	3-3	2-2	1	1	11
Greer	1-8	0-5	1-2	2	3	3
Hawkins	3-6	0-0	0-0	7	1	6
Knight	3-11	2-8	4-6	6	7	12
Page	5-12	3-9	0-0	1	1	13
Brown	2-5	0-1	7-7	4	1	11
Johnson	1-3	0-1	1-2	2	0	3
Morris	1-1	0-0	0-0	0	0	2
<b>TOTALS</b>	<b>19-49</b>	<b>8-27</b>	<b>15-19</b>	<b>26</b>	<b>14</b>	<b>61</b>

Halftime: Mississippi State 27, Pittsburgh 27

**2001 NIT - THIRD ROUND**

Tulsa 77, Mississippi State 75

03/21/2001 • Starkville, MS • Humphrey Coliseum • 4,529

TULSA	FG	3FG	FT	RB	A	PT
Hill	2-5	1-4	0-0	2	2	5
Shelton	4-8	3-5	1-2	7	0	12
Johnson	5-8	1-2	5-10	6	2	16
Harrington	5-7	1-2	3-4	2	6	14
Swanson	3-6	1-2	2-3	4	2	9
Davis	1-2	0-0	0-0	2	0	2
Reed	6-10	3-4	2-4	1	3	17
Parker	0-4	0-1	0-0	1	0	0
Ledoux	0-0	0-0	0-0	0	0	0
Ingram	1-1	0-0	0-0	1	0	2
<b>TOTALS</b>	<b>27-51</b>	<b>10-20</b>	<b>13-23</b>	<b>29</b>	<b>15</b>	<b>77</b>

MSU	FG	3FG	FT	RB	A	PT
Patterson	5-10	4-7	6-6	5	2	20
Hamilton	3-10	0-4	3-5	13	0	9
Q. Smith	4-6	0-0	4-7	7	0	12
A. Jackson	2-14	0-8	2-5	2	3	6
Goffey	1-2	0-1	0-0	1	1	2
Billups	0-1	0-0	0-0	0	0	0
Bowers	0-1	0-1	0-0	0	0	0
Gholar	0-1	0-1	0-0	2	1	0
Zimmerman	4-6	1-1	5-5	5	3	14
Austin	6-11	0-0	0-1	4	0	12
<b>TOTALS</b>	<b>25-62</b>	<b>5-23</b>	<b>20-29</b>	<b>42</b>	<b>10</b>	<b>75</b>

Halftime: Tulsa 38, Mississippi State 31



**1999 NIT - FIRST ROUND**

Colorado State 69, Mississippi State 56

03/10/1999 • Fort Collins, CO • Moby Arena • 5,096

MSU	FG	3FG	FT	RB	A	PT
Patterson	1-1	0-0	3-4	2	0	5
Hamilton	4-18	0-10	0-0	11	0	8
Washington	4-9	0-0	0-1	4	1	8
White	4-13	2-7	0-0	3	7	10
Myles	2-6	1-1	0-0	4	3	5
Gholar	2-3	2-3	2-5	6	0	8
Hyche	2-4	0-2	0-0	2	1	4
Boswell	1-2	0-0	0-0	0	0	2
Roberts	2-8	0-0	0-0	4	0	4
Jackson	1-3	0-0	0-2	3	0	2
<b>TOTALS</b>	<b>23-67</b>	<b>5-23</b>	<b>5-12</b>	<b>43</b>	<b>12</b>	<b>56</b>

CSU	FG	3FG	FT	RB	A	PT
Sivesind	6-9	4-7	0-0	3	3	16
Goodwyn	4-12	1-2	6-7	7	2	15
Ford	3-3	0-0	1-2	8	1	7
Palacio	1-13	0-3	1-2	5	2	3
McKanstry	5-14	1-4	3-3	3	4	14
Smith	0-1	0-1	0-0	1	0	0
Harris	0-1	0-0	2-2	0	0	2
Martin	0-0	0-0	0-0	0	0	0
Mayer	0-0	0-0	0-0	0	0	0
Patik	1-1	0-0	0-0	3	0	2
Fisher	3-4	0-0	4-6	8	0	10
<b>TOTALS</b>	<b>23-58</b>	<b>6-17</b>	<b>17-22</b>	<b>41</b>	<b>12</b>	<b>69</b>

Halftime: Colorado State 33, Mississippi State 28

**1996 NCAA TOURNAMENT - FIRST ROUND**

Mississippi State 58, Virginia Commonwealth 51

03/14/1996 • Indianapolis, IN • RCA Dome • 31,569

VCU	FG	3FG	FT	RB	A	PT
Chappell	4-13	2-5	0-0	3	0	10
Hopkins	9-20	0-0	4-6	11	2	22
Byrd	1-5	0-0	3-6	2	1	5
Hamilton	1-5	0-4	0-0	3	4	2
Lee	1-7	1-5	0-0	6	2	3
Smith	0-3	0-0	0-0	3	0	0
Peabody	1-2	0-0	0-2	2	0	2
Reed	1-2	0-1	0-0	1	1	2
Talley	0-4	0-1	0-0	1	0	0
Marston	2-3	1-1	0-0	0	0	5
<b>TOTALS</b>	<b>20-64</b>	<b>4-17</b>	<b>7-14</b>	<b>36</b>	<b>10</b>	<b>51</b>

MSU	FG	3FG	FT	RB	A	PT
Jones	5-12	1-3	2-2	10	3	13
Walters	1-4	0-0	0-0	5	1	2
Dampier	6-9	0-0	1-2	7	0	13
Bullard	0-5	0-5	0-0	7	6	0
D. Wilson	5-14	2-4	3-4	5	1	15
Hughes	0-1	0-0	2-2	4	0	2
Hyche	3-6	2-4	0-0	3	1	8
Washington	2-3	0-0	1-3	2	0	5
<b>TOTALS</b>	<b>22-54</b>	<b>5-16</b>	<b>9-13</b>	<b>46</b>	<b>12</b>	<b>58</b>

Halftime: Mississippi State 24, Virginia Commonwealth 20

**1996 NCAA TOURNAMENT - SECOND ROUND**

Mississippi State 63, Princeton 41

March 16, 1996 • Indianapolis, IN • RCA Dome • 32,293

PRINCETON	FG	3FG	FT	RB	A	PT
Doyal	3-5	1-3	0-1	4	2	7
Lewullis	0-5	0-4	0-0	1	0	0
Goodrich	5-13	2-5	2-2	2	3	14
Johnson	2-6	0-4	0-0	5	1	4
Henderson	4-10	2-6	1-1	2	3	11
Earl	0-2	0-2	0-0	1	1	0
Del-Toro	0-1	0-1	0-0	0	0	0
Mastaglio	1-1	1-1	0-0	0	0	3
Gregory	0-0	0-0	0-0	0	1	0
Rosenfeld	0-1	0-0	0-0	0	0	0
Hart	0-1	0-1	0-0	0	0	0
Hite	1-1	0-0	0-0	0	0	2
<b>TOTALS</b>	<b>16-46</b>	<b>6-27</b>	<b>3-4</b>	<b>15</b>	<b>11</b>	<b>41</b>

MSU	FG	3FG	FT	RB	A	PT
Jones	5-10	1-2	0-0	7	0	11
Walters	0-1	0-0	0-0	4	1	0
Dampier	10-12	0-0	0-2	7	0	20
Bullard	3-6	0-3	2-4	6	9	8
D. Wilson	4-8	3-7	2-2	1	1	13
Hughes	0-0	0-0	2-2	3	1	2
Edmonson	1-1	1-1	2-2	1	0	5
Hyche	1-1	0-0	0-0	1	2	2
B. Wilson	0-1	0-1	0-0	0	0	0
Washington	0-0	0-0	0-0	3	0	0
Walton	0-0	0-0	2-2	0	1	2
<b>TOTALS</b>	<b>24-40</b>	<b>5-14</b>	<b>10-14</b>	<b>34</b>	<b>15</b>	<b>63</b>

Halftime: Mississippi State 31, Princeton 20

**1996 NCAA TOURNAMENT - SWEET 16**

Mississippi State 60, Connecticut 55

March 22, 1996 • Lexington, KY • Rupp Arena • 23,890

MSU	FG	3FG	FT	RB	A	PT
Jones	6-16	0-1	1-2	10	4	13
Walters	1-2	0-0	1-2	6	1	3
Dampier	6-15	0-0	3-4	8	2	15
Bullard	1-6	0-2	0-0	2	6	2
D. Wilson	9-14	7-11	2-2	2	0	27
Hughes	0-2	0-0	0-0	3	1	0
Hyche	0-1	0-1	0-0	0	0	0
<b>TOTALS</b>	<b>23-56</b>	<b>7-15</b>	<b>7-10</b>	<b>35</b>	<b>14</b>	<b>60</b>

UCONN	FG	3FG	FT	RB	A	PT
King	4-9	0-0	0-0	8	1	8
Johnson	0-4	0-1	2-2	1	2	2
Knight	5-10	0-0	0-0	13	2	10
Sheffer	3-14	2-7	2-2	9	5	10
Allen	9-25	4-10	0-2	6	1	22
Jones	1-5	1-2	0-0	2	0	3
Hayward	0-0	0-0	0-0	1	0	0
Carson	0-1	0-0	0-0	0	0	0
<b>TOTALS</b>	<b>22-68</b>	<b>7-20</b>	<b>4-6</b>	<b>45</b>	<b>11</b>	<b>55</b>

Halftime: Mississippi State 37, Connecticut 25

**1996 NCAA TOURNAMENT - ELITE EIGHT**  
**Mississippi State 73, Cincinnati 63**  
**03/24/1996 • Lexington, KY • Rupp Arena • 23,850**

MSU	FG	3FG	FT	RB	A	PT
Jones	9-17	2-6	3-3	13	0	23
Walters	0-2	0-0	1-2	10	0	1
Dampier	4-10	0-0	1-4	6	2	9
Bullard	3-7	1-3	4-7	4	3	11
D. Wilson	3-9	1-6	9-12	2	5	16
Washington	3-4	0-0	1-2	4	0	7
Hyche	2-2	1-1	0-0	0	1	5
Hughes	0-0	0-0	1-3	0	0	1
<b>TOTALS</b>	<b>24-51</b>	<b>5-16</b>	<b>20-33</b>	<b>44</b>	<b>11</b>	<b>73</b>

CINCINNATI	FG	3FG	FT	RB	A	PT
Gregor	0-0	0-0	0-0	0	0	0
Fortson	6-15	0-0	12-16	13	2	24
Long	2-4	0-0	0-0	6	0	4
Flint	1-12	0-7	0-0	4	1	2
LeGree	5-8	1-1	0-2	5	4	11
Julson	1-2	0-0	1-2	2	0	3
Burton	6-20	5-16	0-0	3	2	17
Brannen	0-0	0-0	0-0	0	0	0
Monroe	1-2	0-0	0-0	2	0	2
Fletcher	0-0	0-0	0-0	0	0	0
Davis	0-0	0-0	0-0	0	2	0
Levett	0-2	0-2	0-0	0	0	0
<b>TOTALS</b>	<b>22-65</b>	<b>6-26</b>	<b>13-20</b>	<b>38</b>	<b>11</b>	<b>63</b>

Halftime: Mississippi State 37, Cincinnati 29

**1996 NCAA TOURNAMENT - FINAL FOUR**  
**Syracuse 77, Mississippi State 69**  
**03/30/1996 • East Rutherford, NJ • Continental Airlines Arena • 19,229**

MSU	FG	3FG	FT	RB	A	PT
Jones	6-16	2-8	2-2	6	2	16
Walters	5-9	0-0	0-0	6	0	10
Dampier	4-6	0-0	4-4	14	6	12
Bullard	4-9	3-7	0-0	5	8	11
D. Wilson	7-16	6-13	0-0	2	3	20
Washington	0-0	0-0	0-0	1	0	0
Hyche	0-0	0-0	0-0	1	1	0
Hughes	0-0	0-0	0-0	5	1	0
<b>TOTALS</b>	<b>26-56</b>	<b>11-28</b>	<b>6-6</b>	<b>41</b>	<b>21</b>	<b>69</b>

SYRACUSE	FG	3FG	FT	RB	A	PT
Burgan	6-11	2-4	5-6	7	2	19
Wallace	6-14	1-1	8-10	4	2	21
Hill	7-11	0-0	1-2	2	1	15
Sims	3-5	1-3	4-4	5	9	11
Cipolla	3-9	1-3	2-2	1	1	9
Reafsnyder	1-3	0-0	0-0	2	0	2
Janulis	0-2	0-1	0-0	0	0	0
<b>TOTALS</b>	<b>26-55</b>	<b>5-12</b>	<b>20-24</b>	<b>21</b>	<b>15</b>	<b>77</b>

Halftime: Mississippi State 36, Syracuse 36

**1995 NCAA TOURNAMENT - FIRST ROUND**  
**Mississippi State 75, Santa Clara 67**  
**03/17/1995 • Boise, ID • BSU Pavilion • 11,853**

SANTA CLARA	FG	3FG	FT	RB	A	PT
Dunne	4-9	0-1	3-4	5	1	11
Sedlock	4-7	1-2	0-0	2	2	9
Zurek	3-10	0-1	2-2	4	0	8
Nash	7-13	4-9	4-4	7	2	22
Garnett	5-11	1-5	0-0	4	2	11
Jones	0-0	0-0	0-0	0	0	0
Anderson	1-3	0-1	0-0	0	1	2
Pierce	0-3	0-0	1-2	1	0	1
Von Buchwaldt	0-1	0-0	0-0	1	0	0
Graves	1-1	0-0	1-1	1	0	3
<b>Totals</b>	<b>25-58</b>	<b>6-19</b>	<b>11-13</b>	<b>29</b>	<b>8</b>	<b>67</b>

MSU	FG	3FG	FT	RB	A	PT
Grant	3-8	2-6	0-0	2	5	8
Price	2-3	0-0	0-0	1	1	4
Dampier	4-6	0-0	5-7	9	0	13
Honore	6-8	4-5	0-2	1	2	16
D. Wilson	4-12	2-9	9-10	6	5	19
Bullard	2-3	1-2	0-0	2	0	5
Hughes	0-0	0-0	0-0	1	0	0
Walters	3-7	0-0	0-0	6	2	6
B. Wilson	2-3	0-0	0-0	0	0	4
<b>Totals</b>	<b>26-50</b>	<b>9-22</b>	<b>14-19</b>	<b>30</b>	<b>15</b>	<b>75</b>

Halftime: Mississippi State 36, Santa Clara 29

**1995 NCAA TOURNAMENT - SECOND ROUND**  
**Mississippi State 78, Utah 64**  
**03/19/1995 • Boise, ID • BSU Pavilion • 11,886**

MSU	FG	3FG	FT	RB	A	PT
Grant	5-10	4-5	1-2	4	3	15
Price	0-2	0-0	0-0	5	2	0
Dampier	9-13	0-0	3-4	10	0	21
Honore	2-9	0-4	2-2	0	3	6
D. Wilson	10-20	2-8	10-10	7	1	32
Bullard	0-2	0-1	0-0	2	1	0
Hughes	1-1	0-0	0-0	3	0	2
Walters	1-4	0-0	0-2	8	0	2
B. Wilson	0-0	0-0	0-0	0	0	0
<b>Totals</b>	<b>28-61</b>	<b>6-18</b>	<b>16-20</b>	<b>40</b>	<b>10</b>	<b>78</b>

Utah	FG	3FG	FT	RB	A	PT
Carroll	1-2	1-2	2-2	1	1	5
Van Horn	8-20	0-3	5-5	6	0	21
Melmeth	2-7	0-0	0-0	4	2	4
Preston	3-4	0-0	0-0	3	2	6
Jessie	4-10	1-2	4-5	8	4	13
Rydalch	2-9	2-7	0-0	2	1	6
Hansen	0-0	0-0	0-0	0	0	0
Jensen	2-3	0-0	3-4	4	2	7
Doleac	1-10	0-0	0-1	8	0	2
<b>Totals</b>	<b>23-65</b>	<b>4-14</b>	<b>14-17</b>	<b>40</b>	<b>12</b>	<b>64</b>

Halftime: Mississippi State 35, Utah 22





**1995 NCAA TOURNAMENT - SWEET 16**  
**UCLA 86, Mississippi State 67**

03/23/1995 • Oakland, CA • Oakland Coliseum-Arena • 14,399

MSU	FG	3FG	FT	RB	A	PT
Grant	1-8	0-5	0-0	10	3	2
Price	3-5	0-0	0-0	2	3	6
Dampier	4-4	0-0	3-4	4	1	11
Honore	2-10	2-7	0-0	4	5	6
D. Wilson	7-21	5-14	3-5	6	3	22
Bullard	3-9	2-6	2-2	3	2	10
Hughes	0-0	0-0	0-0	1	0	0
Walters	3-5	0-0	4-6	7	1	10
Young	0-0	0-0	0-0	0	0	0
B. Wilson	0-0	0-0	0-0	0	0	0
<b>TOTALS</b>	<b>23-62</b>	<b>9-32</b>	<b>12-17</b>	<b>41</b>	<b>18</b>	<b>67</b>

UCLA	FG	3FG	FT	RB	A	PT
E. O'Bannon	8-14	3-6	2-3	8	1	21
C. O'Bannon	3-7	0-1	3-4	5	2	9
Zidek	5-11	0-0	1-4	2	0	11
Edney	4-6	1-2	1-2	3	8	10
Bailey	3-11	0-2	6-9	5	2	12
Dollar	0-1	0-0	2-6	6	2	2
Myers	0-0	0-0	0-0	0	0	0
Dempsey	0-0	0-0	0-0	0	0	0
Nwankwo	0-1	0-0	4-4	0	1	4
Givens	2-2	0-0	0-0	2	0	4
Henderson	2-3	0-0	4-5	2	1	8
Johnson	1-2	0-0	3-6	3	1	5
<b>TOTALS</b>	<b>28-58</b>	<b>4-11</b>	<b>26-43</b>	<b>39</b>	<b>18</b>	<b>86</b>

Halftime: UCLA 40, Mississippi State 19

**1994 NIT • FIRST ROUND**

**Kansas State 78, Mississippi State 67**

03/17/1994 • Manhattan, KS • Bramlage Coliseum • 2,690

MSU	FG	3FG	FT	RB	A	PT
Price	1-2	0-0	0-0	1	0	2
Domingue	2-2	0-0	0-0	5	3	4
Dampier	4-10	0-0	5-9	8	0	13
Honore	4-12	3-7	3-7	3	2	14
Grant	1-6	1-6	0-0	1	3	3
D. Wilson	6-12	4-9	6-6	5	1	22
Dorsey	3-6	1-3	0-0	2	1	7
B. Wilson	0-1	0-0	0-0	3	0	0
Walters	0-2	0-0	2-2	2	0	2
Brooks	0-0	0-0	0-0	0	0	0
<b>TOTALS</b>	<b>21-53</b>	<b>9-25</b>	<b>16-24</b>	<b>31</b>	<b>10</b>	<b>67</b>

K-STATE	FG	3FG	FT	RB	A	PT
Davis	2-3	0-0	1-2	3	2	5
Noland	3-8	0-3	0-0	4	1	6
Cunningham	5-8	0-0	6-7	6	0	16
Beane	5-7	2-2	1-1	3	6	13
Jones	8-17	3-9	1-3	4	3	20
Gavin	4-6	0-0	0-1	5	2	8
Lucas	2-5	0-0	0-0	4	0	4
Lewis	0-1	0-0	0-0	0	0	0
Hamilton	2-3	0-1	0-0	2	1	4
Hill	1-1	0-0	0-0	2	0	2
Strickland	0-1	0-0	0-0	0	0	0
Warta	0-1	0-0	0-0	0	0	0
Schmidt	0-0	0-0	0-0	0	2	0
Mourning	0-0	0-0	0-0	0	0	0
<b>TOTALS</b>	<b>32-61</b>	<b>5-15</b>	<b>9-14</b>	<b>34</b>	<b>17</b>	<b>78</b>

Halftime: Kansas State 38, Mississippi State 26



1991 NCAA TOURNAMENT - FIRST ROUND

Eastern Michigan 76, Mississippi State 56

03/15/1991 - Syracuse, NY - Carrier Dome - 14,436

EMU	FG	3FG	FT	RB	A	PT
Hallas	4-6	0-0	1-1	6	3	9
Ca. Thomas	5-9	4-7	2-3	3	2	16
Kennedy	9-13	0-0	4-6	16	1	22
Ch. Thomas	2-6	2-5	3-4	4	6	9
Neely	6-16	0-0	5-8	7	5	17
Boykin	0-1	0-0	0-1	0	0	0
Lewis	0-1	0-0	1-2	1	3	1
Felder	0-1	0-0	0-0	0	1	0
Frasor	1-1	0-0	0-0	1	0	2
Pangas	0-0	0-0	0-0	1	0	0
<b>TOTALS</b>	<b>27-54</b>	<b>6-12</b>	<b>16-25</b>	<b>43</b>	<b>21</b>	<b>76</b>

MSU	FG	3FG	FT	RB	A	PT
Carter	6-19	1-5	0-0	6	3	13
Burns	8-18	0-1	6-8	7	2	22
Nichols	2-4	0-0	0-0	6	1	4
Hartsfield	2-8	1-3	0-0	2	4	5
Smith	1-4	0-0	0-0	4	3	2
Watts	3-7	2-3	2-2	3	2	10
Morris	0-0	0-0	0-0	0	0	0
Watson	0-0	0-0	0-0	0	0	0
Hooper	0-2	0-1	0-0	1	1	0
Peterson	0-0	0-0	0-0	0	0	0
<b>TOTALS</b>	<b>22-62</b>	<b>4-13</b>	<b>8-10</b>	<b>31</b>	<b>16</b>	<b>56</b>

Halftime: Eastern Michigan 35, Mississippi State 28

1990 NIT - FIRST ROUND

Mississippi State 84, Baylor 75

03/15/1990 - Starkville, MS - Humphrey Coliseum - 5,374

BAYLOR	FG	3FG	FT	RB	A	PT
Denton	7-16	4-6	4-5	7	1	22
Jones	2-6	0-0	0-1	8	5	4
Holcombe	7-12	0-0	0-0	8	2	14
Wesley	5-14	2-7	5-6	4	3	17
Lindsey	1-2	0-0	0-0	1	1	2
Hunt	3-11	2-7	0-0	1	1	8
Chalmers	2-3	0-0	0-0	2	0	4
Schumacher	0-0	0-0	0-0	0	1	0
Christian	2-4	0-0	0-0	1	0	4
<b>TOTALS</b>	<b>29-68</b>	<b>8-20</b>	<b>9-12</b>	<b>36</b>	<b>14</b>	<b>75</b>

MSU	FG	3FG	FT	RB	A	PT
Carter	2-5	0-0	4-6	3	4	8
Burns	9-16	0-0	10-13	8	0	28
Merritt	2-5	1-2	0-1	11	4	5
Hartsfield	3-9	3-6	6-7	2	5	15
Watts	6-14	2-4	9-9	6	2	23
Nichols	0-1	0-0	1-2	4	0	1
Smith	1-2	0-0	0-0	0	0	2
Woodard	1-1	0-0	0-1	3	2	2
Peterson	0-0	0-0	0-0	0	0	0
<b>TOTALS</b>	<b>24-53</b>	<b>6-12</b>	<b>30-39</b>	<b>38</b>	<b>17</b>	<b>84</b>

Halftime: Mississippi State 39, Baylor 32

1990 NIT - SECOND ROUND

New Orleans 65, Mississippi State 60

03/19/1990 - New Orleans, LA - Kiefer UNO Lakefront Arena - 9,111

MSU	FG	3FG	FT	RB	A	PT
Carter	6-7	1-1	2-2	5	4	15
Burns	6-14	0-0	4-5	5	0	16
Merritt	3-6	2-4	0-0	6	1	8
Hartsfield	2-10	1-4	2-2	3	2	7
Watts	1-5	0-3	3-4	2	3	5
Smith	0-3	0-0	2-2	3	0	2
Woodard	1-6	1-1	2-4	4	1	5
Nichols	1-1	0-0	0-1	4	0	2
<b>TOTALS</b>	<b>20-52</b>	<b>5-13</b>	<b>15-20</b>	<b>34</b>	<b>11</b>	<b>60</b>

UNO	FG	3FG	FT	RB	A	PT
Collins	6-8	0-0	5-5	3	0	17
Harris	6-11	0-0	10-13	6	1	22
Johnson	0-2	0-0	0-0	7	2	0
Clarke	2-4	2-3	0-0	0	8	6
Richardson	4-7	0-0	2-3	6	2	10
Bennett	1-5	0-1	3-4	0	0	5
Laiche	0-0	0-0	0-0	1	0	0
Dyer	2-5	0-1	0-0	1	1	4
Moore	0-1	0-0	1-2	1	0	1
Hill	0-0	0-0	0-0	0	0	0
<b>TOTALS</b>	<b>21-43</b>	<b>2-5</b>	<b>21-27</b>	<b>28</b>	<b>14</b>	<b>65</b>

Halftime: New Orleans 38, Mississippi State 35

1979 NIT - FIRST ROUND

Alcorn State 80, Mississippi State 78

03/08/1979 - Starkville, MS - Humphrey Coliseum - 9,745

ALCORN STATE	FG	FT	RB	A	PT
L. Smith	6-8	7-8	8	3	19
Monroe	8-14	0-0	9	1	16
C. Jenkins	3-5	0-0	3	3	6
Horton	4-13	0-0	1	3	8
R. Smith	3-13	0-0	4	0	6
J. Jenkins	5-11	1-1	1	1	11
Bell	1-2	0-0	2	2	2
Wyatt	4-4	0-0	1	0	8
Baker	2-4	0-0	0	0	4
<b>TOTALS</b>	<b>36-74</b>	<b>8-9</b>	<b>30</b>	<b>13</b>	<b>80</b>

MSU	FG	FT	RB	A	PT
White	7-11	0-0	6	1	14
Brown	7-17	6-8	11	1	20
Peck	8-11	6-9	12	3	22
Schuberth	1-1	0-0	0	3	2
Jordan	1-4	0-0	3	5	2
Grim	9-12	0-0	2	5	18
Gaspard	0-0	0-0	0	0	0
<b>TOTALS</b>	<b>33-56</b>	<b>12-17</b>	<b>36</b>	<b>18</b>	<b>78</b>

Halftime: Mississippi State 37, Alcorn State 31

## 1963 NCAA TOURNAMENT - FIRST ROUND

Loyola - Chicago 61, Mississippi State 51

03/15/1963 • East Lansing, MI • Jenison Field House • 12,143

MSU	FG	FT	RB	PT
Mitchell	6-10	2-5	11	14
Gold	3-9	5-7	3	11
Brinker	3-6	3-5	7	9
Hutton	5-9	0-2	1	10
Stroud	3-15	1-1	3	7
Nichols	0-0	0-0	0	0
<b>TOTALS</b>	<b>20-49</b>	<b>11-20</b>	<b>25</b>	<b>51</b>

LOYOLA	FG	FT	RB	PT
Harkness	7-11	6-7	9	20
Rouse	8-24	0-0	19	16
Hunter	3-13	6-7	10	12
Egan	1-9	0-1	1	2
Miller	5-9	1-1	4	11
Wood	0-0	0-0	1	0
<b>TOTALS</b>	<b>24-66</b>	<b>13-16</b>	<b>44</b>	<b>61</b>

Halftime: Loyola - Chicago 26, Mississippi State 19

## 1963 NCAA TOURNAMENT - CONSOLATION ROUND

Mississippi State 65, Bowling Green 60

March 16, 1963 • East Lansing, MI • Jenison Field House • 12,143

MSU	FG	FT	RB	PT
Mitchell	5-14	13-16	8	23
Hutton	5-11	4-7	3	14
Stroud	5-13	3-3	2	13
Brinker	2-6	3-3	10	7
Shows	2-5	1-3	7	5
Nichols	1-1	0-1	4	2
Williams	0-5	1-2	6	1
Posey	0-1	0-0	2	0
<b>TOTALS</b>	<b>20-56</b>	<b>25-35</b>	<b>42</b>	<b>65</b>

BG	FG	FT	RB	PT
Komives	7-26	6-7	2	20
Thurmond	6-22	7-10	31	19
Junior	3-12	3-3	5	9
Gilbert	1-3	2-3	2	4
Pepin	2-3	0-0	1	4
Haley	1-1	0-0	1	2
Baker	1-5	0-0	1	2
Chatman	0-2	0-1	6	0
Chapman	0-3	0-0	3	0
Reynolds	0-3	0-0	0	0
<b>TOTALS</b>	<b>21-80</b>	<b>18-24</b>	<b>60</b>	<b>60</b>

Halftime: Mississippi State 34, Bowling Green 26



# HISTORY • SEC TOURNAMENT RESULTS

YEAR	SITE	OPPONENT (ROUND)	RESULT
1933	Atlanta	Alabama (2nd)	W • 30-25
1933		Vanderbilt (Semis)	W • 48-36
1933		Kentucky (Finals)	L • 46-27
1934	Atlanta	Alabama (2nd)	L • 37-25
1936	Knoxville	Kentucky (2nd)	L • 41-39
1937	Knoxville	Georgia Tech (1st)	L • 43-30
1938	Baton Rouge	Tennessee (1st)	L • 41-34
1939	Knoxville	Vanderbilt (1st)	L • 73-40
1940	Knoxville	Vanderbilt (1st)	L • 46-36
1941	Louisville	Tennessee (1st)	L • 35-29
1942	Louisville	Tennessee (2nd)	L • 50-40
1943	Louisville	Georgia Tech (2nd)	W • 48-41
1943		Kentucky (Semis)	L • 52-43
1945	Louisville	Georgia Tech (2nd)	L • 60-33
1946	Louisville	Georgia (2nd)	L • 45-44
1947	Louisville	Georgia Tech (1st)	L • 65-52
1948	Louisville	Tennessee (1st)	L • 73-52
1949	Louisville	Tennessee (1st)	L • 73-46
1950	Louisville	Tulane (1st)	W • 56-47
1950		Kentucky (2nd)	L • 56-46
1951	Louisville	Kentucky (1st)	L • 92-70
1952	Louisville	LSU (1st)	L • 77-44
1979	Birmingham	Georgia (1st)	L • 75-72
1980	Birmingham	Alabama (2nd)	L • 76-75
1981	Birmingham	Vanderbilt (1st)	L • 71-58
1982	Lexington	Auburn-OT (1st)	L • 38-36
1983	Birmingham	Vanderbilt (2nd)	W • 76-61
1983		Alabama (Semis)	L • 51-50
1984	Nashville	Georgia (1st)	L • 52-49
1985	Birmingham	Alabama (2nd)	L • 42-31
1986	Lexington	Vanderbilt (1st)	W • 62-54
1986		Auburn (2nd)	W • 65-63
1986		Alabama (Semis)	L • 77-65
1987	Atlanta	LSU (1st)	L • 68-54
1988	Baton Rouge	Georgia (1st)	L • 64-43
1989	Knoxville	Georgia (1st)	L • 83-68
1990	Orlando	Alabama (2nd)	L • 59-44
1991	Nashville	Tennessee (2nd)	L • 87-70
1992	Birmingham	Vanderbilt (1st)	L • 77-55
1993	Lexington	Georgia (1st)	L • 87-56
1994	Memphis	Tennessee (1st)	W • 73-69
1994		Kentucky (2nd)	L • 95-76
1995	Atlanta	Florida (2nd)	L • 80-64
1996	New Orleans	Auburn (2nd)	W • 69-58
1996		Georgia (Semis)	W • 86-68
1996		Kentucky (Finals)	W • 84-73

YEAR	SITE	OPPONENT (ROUND)	RESULT
1997	Memphis	Vanderbilt-OT (1st)	L • 73-67
1998	Atlanta	Georgia (1st)	L • 79-76
1999	Atlanta	Vanderbilt (1st)	W • 76-58
1999		Tennessee (2nd)	W • 62-56
1999		Arkansas-OT (Semis)	L • 84-79
2000	Atlanta	Vanderbilt (1st)	L • 76-53
2001	Nashville	South Carolina (1st)	L • 69-62
2002	Atlanta	Florida (2nd)	W • 62-52
2002		LSU (Semis)	W • 57-51
2002		Alabama (Finals)	W • 61-58
2003	New Orleans	Ole Miss (2nd)	W • 73-64
2003		LSU (Semis)	W • 76-61
2003		Kentucky (Finals)	L • 64-57
2004	Atlanta	Vanderbilt-OT (2nd)	L • 74-70
2005	Atlanta	Georgia (1st)	W • 76-65
2005		Florida (2nd)	L • 80-64
2006	Nashville	South Carolina (1st)	L • 59-44
2007	Atlanta	Kentucky-OT (2nd)	W • 84-82
2007		Arkansas (Semis)	L • 81-72
2008	Atlanta	Alabama-OT (1st)	W • 69-67
2008		Georgia (Semis)	L • 64-60
2009	Tampa	Georgia (1st)	W • 79-60
2009		South Carolina (2nd)	W • 82-68
2009		LSU (Semis)	W • 67-57
2009		Tennessee (Finals)	W • 64-61
2010	Nashville	Florida (2nd)	W • 75-69
2010		Vanderbilt (Semis)	W • 62-52
2010		Kentucky-OT (Finals)	L • 75-74
2011	Atlanta	Vanderbilt (2nd)	L • 87-81
2012	New Orleans	Georgia (1st)	L • 71-61
2013	Nashville	South Carolina (1st)	W • 70-59
2013		Tennessee (2nd)	L • 69-53
2014	Atlanta	Vanderbilt (1st)	W • 82-68
2014		Ole Miss (2nd)	L • 78-66
2015	Nashville	Auburn (1st)	L • 74-68
2016	Nashville	Georgia (2nd)	L • 79-69
2017	Nashville	LSU (1st)	W • 79-52
2017		Alabama (2nd)	L • 75-55
2018	St. Louis	LSU (2nd)	W • 80-77
2018		Tennessee (Quarters)	L • 62-59

### 31-53 • 26-34 SINCE RENEWAL





**INDIVIDUAL SUPERLATIVES**

**MOST POINTS SCORED**

- 30 Jeff Malone vs. Vanderbilt (3-11-83)
- 28 Dontae' Jones vs. Kentucky (3-10-96)
- 27 Detrick White vs. Arkansas (3-6-99)
- 27 Terry Lewis vs. Vanderbilt (3-11-83)

**MOST FIELD GOALS MADE**

- 12 Dontae' Jones vs. Kentucky (3-10-96)
- 12 Jeff Malone vs. Vanderbilt (3-11-83)
- 11 Terry Lewis vs. Vanderbilt (3-11-83)

**MOST FIELD GOALS ATTEMPTED**

- 23 Jeff Malone vs. Alabama (3-12-83)
- 21 Jeff Malone vs. Vanderbilt (3-4-81)
- 20 Jeff Malone vs. Vanderbilt (3-11-83)

**MOST 3-POINT FIELD GOALS MADE**

- 6 Timmy Bowers vs. LSU (3-15-03)
- 5 Marcus Grant vs. Kentucky (3-11-94)
- 4 Eight players  
Last: Tyson Carter vs. LSU (3-8-17)

**MOST 3-POINT FIELD GOALS ATTEMPTED**

- 11 Bart Hyche vs. Vanderbilt (3-6-97)
- 10 Tyson Carter vs. LSU (3-8-17)
- 10 Bart Hyche vs. Georgia (3-5-98)
- 10 Marcus Grant vs. Kentucky (3-11-94)

**MOST FREE THROWS MADE**

- 12 Darryl Wilson vs. Tennessee (3-10-94)
- 10 Timmy Bowers vs. Ole Miss (3-14-03)

**MOST FREE THROWS ATTEMPTED**

- 17 Darryl Wilson vs. Tennessee (3-10-94)
- 11 Cameron Burns vs. Tennessee (3-8-91)
- 11 Jamont Gordon vs. Alabama (3-14-08)

**MOST REBOUNDS**

- 15 Tyrone Washington vs. Arkansas (3-6-99)
- 14 Rickey Brown vs. Alabama (2-28-90)
- 12 Tyrone Washington vs. Vanderbilt (3-4-99)
- 12 Tyrone Washington vs. Vanderbilt (3-6-97)

**MOST ASSISTS**

- 11 Derrick Zimmerman vs. LSU (3-15-03)
- 11 Dee Bost vs. Vanderbilt (3-11-11)
- 10 Tracy Taylor vs. Vanderbilt (3-5-86)
- 9 Marcus Bullard vs. Kentucky (3-10-96)
- 8 Detrick White vs. Vanderbilt (3-4-99)
- 8 Marcus Bullard vs. Auburn (3-8-96)
- 8 Tracy Taylor vs. Auburn (3-6-86)

**MOST TURNOVERS**

- 8 Jamont Gordon vs. South Carolina (3-9-06)
- 7 Five players  
Last: Craig Sword vs. Ole Miss (3-13-14)

**MOST BLOCKED SHOTS**

- 8 Kalpatrick Wells vs. Vanderbilt (3-11-83)
- 5 Dontae' Jones vs. Georgia (3-9-96)
- 4 Tyrone Washington vs. Vanderbilt (3-6-97)
- 4 Erick Dampier vs. Kentucky (3-10-96)
- 4 Erick Dampier vs. Georgia (3-9-96)
- 4 Kalpatrick Wells vs. Alabama (3-12-83)

**MOST STEALS**

- 5 Fred Thomas vs. South Carolina (3-13-13)
- 5 Derrick Zimmerman vs. LSU (3-9-02)
- 5 Tony Watts vs. Tennessee (3-8-91)
- 5 Barry Stewart vs. Alabama (3-14-08)
- 4 Craig Sword vs. Tennessee (3-14-13)
- 4 Ontario Harper vs. Florida (3-11-05)
- 4 David Domingue vs. Tennessee (3-10-94)
- 4 Chuck Evans vs. Georgia (3-11-93)
- 4 Terry Lewis vs. Vanderbilt (3-4-81)
- 4 Terry Lewis vs. Alabama (2-28-80)

**TEAM SUPERLATIVES**

**MOST POINTS SCORED**

- 86 vs. Georgia (3-9-96)
- 84 vs. Kentucky (3-9-07)
- 84 vs. Kentucky (3-10-96)

**MOST FIELD GOALS MADE**

- 34 vs. Alabama (2-28-80)
- 34 vs. Georgia (2-28-79)

**MOST FIELD GOALS ATTEMPTED**

- 72 vs. Arkansas (3-6-99)
- 72 vs. Tennessee (3-8-91)
- 69 vs. Vanderbilt (3-4-99)
- 69 vs. Vanderbilt (3-12-92)
- 69 vs. Alabama (2-28-80)

**BEST FIELD GOAL PERCENTAGE**

- .636 [28-44] vs. Vanderbilt (3-11-83)
- .604 [32-53] vs. Georgia (3-9-96)
- .593 [32-54] vs. Vanderbilt (3-12-14)
- .590 [23-39] vs. Ole Miss (3-14-03)

**MOST 3-POINT FIELD GOALS MADE**

- 11 vs. LSU (3-8-17)
- 10 vs. LSU (3-15-03)
- 9 vs. Florida (3-11-05)
- 9 vs. Vanderbilt (3-12-04)
- 9 vs. Kentucky (3-10-96)
- 9 vs. Vanderbilt (3-11-11)

**MOST 3-POINT FIELD GOALS ATTEMPTED**

- 30 vs. LSU (3-8-17)
- 29 vs. Tennessee (3-8-91)
- 28 vs. Vanderbilt (3-9-00)
- 25 vs. Arkansas (3-10-07)
- 25 vs. Florida (3-11-05)
- 25 vs. Vanderbilt (3-12-04)

**BEST 3-POINT FIELD GOAL PERCENTAGE**

- 1.000 [3-3] vs. LSU (3-5-87)
- .600 [9-15] vs. Kentucky (3-10-96)

**MOST FREE THROWS MADE**

- 29 vs. Tennessee (3-10-94)
- 23 vs. Mississippi (3-14-03)

**MOST FREE THROWS ATTEMPTED**

- 51 vs. Tennessee (3-10-94)
- 33 vs. Ole Miss (3-14-03)

**BEST FREE THROW PERCENTAGE (10 MIN.)**

- .923 [12-13] vs. LSU (3-8-17)
- .867 [13-15] vs. Alabama (3-7-86)
- .842 [16-19] vs. Georgia (3-9-96)

**MOST REBOUNDS**

- 53 vs. Arkansas (3-6-99)
- 51 vs. Vanderbilt (3-4-99)
- 48 vs. Tennessee (3-5-99)

**MOST ASSISTS**

- 22 vs. Georgia (3-9-96)
- 21 vs. Vanderbilt (3-12-13)
- 20 vs. Kentucky (3-10-96)
- 20 vs. Auburn (3-6-86)

**MOST TURNOVERS**

- 25 vs. Georgia (3-9-96)
- 23 vs. Vanderbilt (3-6-97)

**MOST BLOCKED SHOTS**

- 11 vs. Vanderbilt (3-11-83)
- 10 vs. Georgia (3-9-96)

**MOST STEALS**

- 12 vs. LSU (3-8-17)
- 12 vs. South Carolina (3-13-13)
- 12 vs. Tennessee (3-8-91)
- 11 vs. Tennessee (3-14-13)
- 11 vs. Kentucky (3-16-03)
- 11 vs. Tennessee (3-10-94)
- 11 vs. Georgia (3-11-93)

*Note: The Mississippi State individual and team superlatives listed are from performances since the SEC Tournament was renewed in 1979.*



**1955-56 • CARROUSEL CLASSIC**  
**CHARLOTTE, NORTH CAROLINA**

DATE	OPPONENT	RESULT
12/19	vs. Wake Forest	L - 95-68
12/20	vs. Davidson	W - 89-82
12/21	vs. Florida State	W - 79-71 - OT

**1956-57 • EVANSVILLE HOLIDAY TOURNAMENT**  
**EVANSVILLE, INDIANA**

DATE	OPPONENT	RESULT
12/28	vs. Denver	W - 69-65

**1957-58 • BIRMINGHAM CLASSIC**  
**BIRMINGHAM, ALABAMA**

DATE	OPPONENT	RESULT
12/13	vs. Miami - Florida	W - 66-63
12/14	vs. Auburn	W - 52-37

*All-Tourney: Bailey Howell (MVP), Jerry Keeton*

**1957-58 • MSU HOLIDAY TOURNAMENT**  
**STARKVILLE, MISSISSIPPI**

DATE	OPPONENT	RESULT
12/27	Ole Miss	W - 66-53
12/28	Morehead State	W - 46-41

**1958-59 • SUGAR BOWL CLASSIC**  
**NEW ORLEANS, LOUISIANA**

DATE	OPPONENT	RESULT
12/29	vs. Maryland	W - 56-45
12/30	vs. Memphis	W - 73-55

*All-Tourney: Bailey Howell (MVP), Jerry Keeton*

**1959-60 • MURRAY STATE INVITATIONAL**  
**MURRAY, KENTUCKY**

DATE	OPPONENT	RESULT
12/18	vs. Baylor	W - 70-61 - OT
12/19	vs. Memphis	L - 79-62

**1959-60 • SUGAR BOWL CLASSIC**  
**NEW ORLEANS, LOUISIANA**

DATE	OPPONENT	RESULT
12/29	vs. Western Kentucky	L - 61-50
12/30	vs. Virginia Tech	L - 82-61

**1961-62 • SUGAR BOWL CLASSIC**  
**NEW ORLEANS, LOUISIANA**

DATE	OPPONENT	RESULT
12/29	vs. Maryland	W - 64-62
12/30	vs. LSU	W - 73-51

*All-Tourney: Red Stroud (MVP), Leland Mitchell*

**1962-63 • SUGAR BOWL CLASSIC**  
**NEW ORLEANS, LOUISIANA**

DATE	OPPONENT	RESULT
12/28	vs. Houston	L - 79-76 - OT
12/29	vs. Xavier - Ohio	W - 75-66

*All-Tourney: Leland Mitchell, Red Stroud*

**1963-64 • BLUEBONNET CLASSIC**  
**HOUSTON, TEXAS**

DATE	OPPONENT	RESULT
12/19	at Houston	L - 69-61
12/20	vs. Texas A&M	L - 58-54

*All-Tourney: Stan Brinker*

**1963-64 • ALL-AMERICAN CLASSIC**  
**OWENSBORO, KENTUCKY**

DATE	OPPONENT	RESULT
12/27	vs. Virginia	L - 81-68
12/28	vs. George Washington	W - 89-81

**1964-65 • VIRGINIA TECH INVITATIONAL**  
**BLACKSBURG, VIRGINIA**

DATE	OPPONENT	RESULT
12/18	vs. North Carolina	L - 84-80
12/19	at Virginia Tech	L - 104-75

**1964-65 • MAGNOLIA INVITATIONAL**  
**JACKSON, MISSISSIPPI**

DATE	OPPONENT	RESULT
12/29	vs. Mississippi College	L - 72-57
12/30	vs. Delta State	W - 82-63

**1965-66 • CHARLOTTE INVITATIONAL**  
**CHARLOTTE, NORTH CAROLINA**

DATE	OPPONENT	RESULT
12/28	vs. Princeton	L - 69-67
12/29	vs. Davidson	L - 72-60

**1966-67 • USM INVITATIONAL**  
**HATTIESBURG, MISSISSIPPI**

DATE	OPPONENT	RESULT
12/07	vs. Texas A&M	W - 62-49
12/08	at Southern Miss	W - 72-63

*All-Tourney: Gary Washington, David Williams*

**1967-68 • BLUEBONNET CLASSIC**  
**HOUSTON, TEXAS**

DATE	OPPONENT	RESULT
12/13	vs. Montana State	L - 81-73
12/14	vs. George Washington	W - 70-55

*All-Tourney: Jim Martin*

**1967-68 • GATOR BOWL CLASSIC**  
**JACKSONVILLE, FLORIDA**

DATE	OPPONENT	RESULT
12/27	vs. Washington	L - 82-80
12/28	vs. Florida	W - 66-65

**1968-69 • BAYOU CLASSIC**  
**LAFAYETTE, LOUISIANA**

DATE	OPPONENT	RESULT
12/20	vs. Louisiana-Lafayette	L - 81-70
12/21	vs. Hawaii	L - 74-69

*All-Tourney: Manuel Washington*

**1968-69 • MOTOR CITY CLASSIC**  
**DETROIT, MICHIGAN**

DATE	OPPONENT	RESULT
12/27	at [11] Detroit	L - 86-62
12/28	vs. Miami - Ohio	L - 76-56

**1969-70 • LIBERTY BOWL CLASSIC**  
**MEMPHIS, TENNESSEE**

DATE	OPPONENT	RESULT
12/10	at Memphis	L - 83-74
12/11	vs. Arkansas	W - 76-74 - OT

*All-Tourney: Jack Bouldin*

**1970-71 • POINSETTIA CLASSIC**  
**GREENVILLE, SOUTH CAROLINA**

DATE	OPPONENT	RESULT
12/28	at Furman	W - 84-74
12/29	vs. Arizona	L - 77-75

*All-Tourney: Jack Bouldin (MVP)*

**1971-72 • ALABAMA CLASSIC**  
**TUSCALOOSA, ALABAMA**

DATE	OPPONENT	RESULT
12/09	vs. Southern Miss	W - 77-73
12/10	vs. South Florida	W - 90-77

**1971-72 • MARSHALL INVITATIONAL**  
**HUNTINGTON, WEST VIRGINIA**

DATE	OPPONENT	RESULT
12/17	at Marshall	L - 95-69
12/18	vs. Rhode Island	W - 86-72

**1972-73 • PACEMAKER CLASSIC**  
**MONROE, LOUISIANA**

DATE	OPPONENT	RESULT
12/28	vs. North Texas	W - 66-65
12/29	vs. East Carolina	W - 69-64

*All-Tourney: Terry Kusnierz (MVP), Jerry Jenkins*

**1972-73 • SENIOR BOWL TOURNAMENT**  
**MOBILE, ALABAMA**

DATE	OPPONENT	RESULT
01/02	vs. Michigan State	L - 90-82
01/03	vs. Hawaii	W - 97-85

*All-Tourney: Rich Knarr*

**1974-75 • SHOW ME CLASSIC**  
**COLUMBIA, MISSOURI**

DATE	OPPONENT	RESULT
12/06	vs. Connecticut	W - 89-87
12/07	at Missouri	L - 102-78

*All-Tourney: Jerry Jenkins*

**1974-75 • INDIANA HALL OF FAME CLASSIC**  
**TERRE HAUTE, INDIANA**

DATE	OPPONENT	RESULT
12/27	vs. Southern Illinois	W - 81-75
12/28	at Indiana State	L - 82-72

*All-Tourney: Larry Fry, Jerry Jenkins, Rich Knarr*

**1975-76 • DAYTON INVITATIONAL**  
**DAYTON, OHIO**

DATE	OPPONENT	RESULT
12/19	at Dayton	W - 56-54
12/20	vs. Long Beach State	W - 70-57

*All-Tourney: Gary Hooker (MVP), Ray White*

**1976-77 • OLD DOMINION CLASSIC**  
**NORFOLK, VIRGINIA**

DATE	OPPONENT	RESULT
12/28	vs. [7] Wake Forest	W - 88-83
12/29	at Old Dominion	L - 82-78

*All-Tourney: Rickey Brown, Gary Hooker*

**1977-78 • LOBO INVITATIONAL**  
**ALBUQUERQUE, NEW MEXICO**

DATE	OPPONENT	RESULT
12/29	vs. [10] Syracuse	L - 76-66
12/30	vs. Vermont	W - 79-50

*All-Tourney: Rickey Brown*

**1978-79 • LOUISVILLE HOLIDAY CLASSIC**  
**LOUISVILLE, KENTUCKY**

DATE	OPPONENT	RESULT
12/28	vs. Oral Roberts	W - 91-69
12/29	at [10] Louisville	W - 80-73

*All-Tourney: Ray White (MVP), Greg Grim*

**1979-80 • BABE MCCARTHY TIPOFF TOURNAMENT**  
**BILOXI, MISSISSIPPI**

DATE	OPPONENT	RESULT
11/30	vs. Cincinnati	W - 87-72
12/01	vs. Alcorn State	W - 83-80

*All-Tourney: Rickey Brown (MVP), Greg Grim*

**1979-80 • DAYTON INVITATIONAL**  
**DAYTON, OHIO**

DATE	OPPONENT	RESULT
12/21	vs. [13] Iowa	L - 81-62
12/22	vs. Pacific	W - 65-63

*All-Tourney: Greg Grim*





**1979-80 • SENIOR BOWL TOURNAMENT  
MOBILE, ALABAMA**

DATE	OPPONENT	RESULT
12/27	Alcorn State	L • 82-75
12/28	Rider	W • 72-64

*All-Tourney: Rickey Brown*

**1980-81 • SUN MET CLASSIC  
FRESNO, CALIFORNIA**

DATE	OPPONENT	RESULT
12/19	vs. Louisiana-Lafayette	W • 75-71
12/20	at Fresno State	L • 58-45

*All-Tourney: Jeff Malone*

**1980-81 • HOLIDAY CLASSIC  
LAS VEGAS, NEVADA**

DATE	OPPONENT	RESULT
12/29	vs. Portland	W • 46-45
12/30	at UNLV	L • 75-67

**1981-82 • KETTLE CLASSIC  
HOUSTON, TEXAS**

DATE	OPPONENT	RESULT
12/18	at Houston	L • 96-49
12/19	vs. Clemson	L • 59-32

**1982-83 • KRISTAL CLASSIC  
CHATTANOOGA, TENNESSEE**

DATE	OPPONENT	RESULT
12/17	vs. UAB	W • 67-47
12/18	at Chattanooga	L • 62-54

*All-Tourney: Jeff Malone*

**1982-83 • SUGAR BOWL CLASSIC  
NEW ORLEANS, LOUISIANA**

DATE	OPPONENT	RESULT
12/28	at Tulane	W • 51-47
12/29	vs. Louisiana-Lafayette	W • 65-56

*All-Tourney: Jeff Malone (MVP), Terry Lewis, Kalpatrick Wells*

**1983-84 • WINSTON TIRE CLASSIC  
LOS ANGELES, CALIFORNIA**

DATE	OPPONENT	RESULT
12/29	vs. Memphis	L • 43-42
12/30	at Southern Cal	W • 57-55

*All-Tourney: Kelvin Hildreth*

**1984-85 • SUN BOWL CLASSIC  
EL PASO, TEXAS**

DATE	OPPONENT	RESULT
12/28	vs. Purdue	L • 77-46
12/29	vs. Wake Forest	L • 67-65

*All-Tourney: Chauncey Robinson*

**1985-86 • HOOSIER CLASSIC  
INDIANAPOLIS, INDIANA**

DATE	OPPONENT	RESULT
12/27	vs. San Jose State	W • 75-65
12/28	vs. [11] Indiana	L • 74-43

*All-Tourney: Chauncey Robinson*

**1986-87 • FAR WEST CLASSIC  
PORTLAND, OREGON**

DATE	OPPONENT	RESULT
12/26	vs. San Jose State	L • 62-57
12/28	vs. Louisiana-Lafayette	L • 62-56
12/29	vs. Idaho	L • 70-67 • OT

**1987-88 • RAINBOW CLASSIC  
HONOLULU, HAWAII**

DATE	OPPONENT	RESULT
12/27	vs. Hawaii	W • 68-55
12/29	vs. Arizona State	L • 70-69
12/30	vs. [20] Louisville	L • 86-62

**1988-89 • SUGAR BOWL CLASSIC  
NEW ORLEANS, LOUISIANA**

DATE	OPPONENT	RESULT
12/28	vs. DePaul	L • 62-60
12/29	vs. Virginia	W • 86-84

*All-Tourney: Cameron Burns*



# HISTORY • REGULAR SEASON TOURNAMENTS

## 1989-90 • CENTURY CELLUNET CLASSIC

### SHREVEPORT, LOUISIANA

DATE	OPONENT	RESULT
11/24	vs. Louisiana-Monroe	W • 75-68
11/25	at Centenary College	W • 96-80

*All-Tourney: Cameron Burns (MVP), Robert Woodard*

## 1989-90 • CONNECTICUT MUTUAL CLASSIC

### HARTFORD, CONNECTICUT

DATE	OPONENT	RESULT
12/29	vs. Delaware	W • 66-65
12/30	at Connecticut	L • 84-68

*All-Tourney: Cameron Burns*

## 1990-91 • PALM BEACH CLASSIC

### WEST PALM BEACH, FLORIDA

DATE	OPONENT	RESULT
12/27	vs. [6] Ohio State	L • 82-80
12/28	vs. Miami • Florida	L • 74-67

*All-Tourney: Cameron Burns*

## 1991-92 • LOUISIANA CLASSIC TIPOFF

### LAFAYETTE, LOUISIANA

DATE	OPONENT	RESULT
11/29	vs. Prairie View A&M	W • 97-52
11/30	vs. Louisiana-Lafayette	W • 86-77 • OT

*All-Tourney: Eric Stevens, Tony Watts*

## 1992-93 • HAWKEYE CLASSIC

### IOWA CITY, IOWA

DATE	OPONENT	RESULT
12/04	vs. LIU Brooklyn	W • 61-52
12/05	at [10] Iowa	L • 69-54

*All-Tourney: Johnny Walker, Orien Watson*

## 1992-93 • SAN JUAN SHOOTOUT

### SAN JUAN, PUERTO RICO

DATE	OPONENT	RESULT
12/20	vs. Florida International	W • 58-51
12/21	vs. Southern Illinois • Carbondale	L • 76-64
12/22	vs. Eastern Michigan	W • 74-58

*All-Tourney: Orien Watson*

## 1993-94 • MISSISSIPPI BEACH SHOOTOUT

### BILOXI, MISSISSIPPI

DATE	OPONENT	RESULT
12/18	vs. Tulane	W • 82-78

## 1993-94 • ARIZONA STATE CLASSIC

### TEMPE, ARIZONA

DATE	OPONENT	RESULT
12/28	vs. Villanova	L • 90-82
12/29	vs. Northern Arizona	W • 85-64

## 1994-95 • MISSOULIAN/COCA-COLA CLASSIC

### MISSOULA, MONTANA

DATE	OPONENT	RESULT
12/02	vs. Colgate	W • 80-76
12/03	at Montana	W • 90-85 • 2OT

*All-Tourney: Erick Dampier (MVP), Marcus Bullard*

## 1994-95 • CELLULAR SOUTH SHOOTOUT

### BILOXI, MISSISSIPPI

DATE	OPONENT	RESULT
12/17	vs. Southern Miss	L • 66-64

## 1994-95 • COWBOY SHOOTOUT

### CASPER, WYOMING

DATE	OPONENT	RESULT
12/27	vs. Saint Joseph's	W • 76-66
12/28	vs. Wyoming	W • 61-57

*All-Tourney: Erick Dampier*

## 1995-96 • FAR WEST CLASSIC

### PORTLAND, OREGON

DATE	OPONENT	RESULT
12/29	vs. Oregon State	W • 76-62
12/30	vs. Nebraska	W • 69-66

*All-Tourney: Erick Dampier (MVP), Donta'e Jones, Darryl Wilson*

## 1996-97 • DIRECTV GREAT EIGHT

### CHICAGO, ILLINOIS

DATE	OPONENT	RESULT
12/03	vs. [2] Wake Forest	L • 74-43

## 1996-97 • FRANKLIN NATIONAL BANK CLASSIC

### LANDOVER, MARYLAND

DATE	OPONENT	RESULT
12/08	George Washington	L • 57-36
12/09	California	L • 78-45

## 1996-97 • PUERTO RICO HOLIDAY CLASSIC

### SAN JUAN, PUERTO RICO

DATE	OPONENT	RESULT
12/30	vs. Bowling Green	L • 75-59
12/31	vs. Fresno State	W • 62-60
01/01	vs. Old Dominion (OT)	L • 72-71 • OT

*All-Tourney: Horatio Webster*

## 1997-98 • TOP OF THE WORLD CLASSIC

### FAIRBANKS, ALASKA

DATE	OPONENT	RESULT
11/21	at Alaska F'banks (2OT)	W • 66-64 • 2OT
11/22	vs. Gonzaga	L • 70-68
11/23	vs. Missouri State	W • 79-68

*All-Tourney: Horatio Webster, Detrick White*

## 1997-98 • SUN BOWL CLASSIC

### EL PASO, TEXAS

DATE	OPONENT	RESULT
12/27	vs. Saint Joseph's	L • 65-58
12/28	vs. Penn State	W • 58-57

*All-Tourney: Detrick White*

## 1998-99 • GOLDEN BEAR CLASSIC

### OAKLAND, CALIFORNIA

DATE	OPONENT	RESULT
12/21	vs. Louisiana-Lafayette	L • 60-58
12/22	vs. Eastern Kentucky	W • 75-62

## 1998-99 • RAINBOW CLASSIC

### HONOLULU, HAWAII

DATE	OPONENT	RESULT
12/28	vs. Texas	L • 81-77
12/29	vs. Florida State	L • 69-58
12/30	vs. Louisiana-Lafayette	W • 62-58

## 1999-2000 • USBWA HOOP & QUILL CLASSIC

### ST. CHARLES, MISSOURI

DATE	OPONENT	RESULT
11/26	vs. Valparaiso	L • 68-59
11/27	vs. Rutgers	L • 74-69
11/28	vs. Northwestern	W • 70-65

## 1999-2000 • PETE NEWELL CLASSIC

### OAKLAND, CALIFORNIA

DATE	OPONENT	RESULT
12/21	vs. [1] Stanford	L • 76-56

## 1999-2000 • HOLIDAY STORES/TOUCH CLASSIC

### BOZEMAN, MONTANA

DATE	OPONENT	RESULT
12/29	vs. Idaho	W • 86-81
12/30	at Montana State	L • 74-70

*All-Tourney: Tang Hamilton, Todd Myles*

## 2000-01 • PRESEASON NIT

### BERKELEY, CALIFORNIA

DATE	OPONENT	RESULT
11/13	at California	L • 83-76 • OT

## 2000-01 • FIESTA BOWL CLASSIC

### TUCSON, ARIZONA

DATE	OPONENT	RESULT
12/28	Louisiana-Lafayette	W • 90-80
12/30	at [12] Arizona	W • 75-74

*All-Tourney: Antonio Jackson (MVP), Marckell Patterson*

## 2001-02 • PEACH BOWL CLASSIC

### ATLANTA, GEORGIA

DATE	OPONENT	RESULT
12/16	at Georgia State	W • 72-63

## 2001-02 • LAS VEGAS CLASSIC

### LAS VEGAS, NEVADA

DATE	OPONENT	RESULT
12/20	vs. Richmond	W • 74-72
12/21	vs. [25] Cincinnati	W • 90-56
12/22	vs. Illinois-Chicago	W • 77-74

*All-Tourney: Mario Austin*

## 2002-03 • SUGAR BOWL CLASSIC

### NEW ORLEANS, LOUISIANA

DATE	OPONENT	RESULT
12/28	vs. [5] Oklahoma	W • 54-45

## 2003-04 • SUGAR BOWL CLASSIC

### NEW ORLEANS, LOUISIANA

DATE	OPONENT	RESULT
12/27	at Tulane	W • 72-50

2011 2K Sports Classic  
 2009 Wooden Classic  
 2000 Bank One Fiesta Bowl Classic  
 1995 Ford Far West Classic  
 1994 Wyoming Shootout  
 1994 Missoulian Classic XV  
 1991 Louisiana Classic Tip-Off  
 1989 Century Cellunet Classic  
 1982 Sugar Bowl Classic  
 1979 Babe McCarthy Tournament  
 1978 Louisville Holiday Classic

1975 Dayton Invitational  
 1972 Pacemaker Classic  
 1971 Alabama Classic  
 1966 USM Invitational  
 1961 Sugar Bowl Tournament  
 1958 Sugar Bowl Tournament  
 1957 MSU Holiday Tournament  
 1957 Birmingham Classic

**All-Time Tourney Record: 92-81**



**2004-05 • COACHES VS. CANCER CLASSIC  
BIRMINGHAM, ALABAMA - REGIONAL**

DATE	OPONENT	RESULT
11/11	Fairfield	W • 53-49
11/12	at Birmingham-Southern	W • 55-48

*All-Birmingham Regional: Winsome Frazier (MVP)*

**NEW YORK CITY, NEW YORK • CHAMPIONSHIP**

DATE	OPONENT	RESULT
11/18	vs. [5] Syracuse	L • 71-58
11/19	vs. Saint Mary's	W • 67-54

*All-Tourney: Lawrence Roberts*

**2004-05 • JOHN R. WOODEN CLASSIC**

**ANAHEIM, CALIFORNIA**

DATE	OPONENT	RESULT
12/05	vs. [21] Arizona	L • 68-64

**2004-05 • SUGAR BOWL CLASSIC**

**NEW ORLEANS, LOUISIANA**

DATE	OPONENT	RESULT
12/30	vs. Virginia Tech	W • 71-65

**2005-06 • SAN JUAN SHOOTOUT**

**GUAYNABO, PUERTO RICO**

DATE	OPONENT	RESULT
12/19	vs. Liberty	W • 78-67
12/20	vs. Akron	L • 83-72
12/21	vs. Holy Cross	W • 76-75

*All-Tourney: Jamall Edmondson, Jamont Gordon*

**2007-08 • ANAHEIM CLASSIC**

**ANAHEIM, CALIFORNIA**

DATE	OPONENT	RESULT
11/22	vs. UC Irvine	W • 68-53
11/23	vs. Southern Illinois • Carbondale	L • 63-49
11/25	vs. Miami • Ohio	L • 67-60

*All-Tourney: Jamont Gordon*

**2007-08 • COORS CLASSIC**

**MOBILE, ALABAMA**

DATE	OPONENT	RESULT
12/15	at South Alabama	L • 71-67

**2008-09 • LEGENDS CLASSIC**

**NEWARK, NEW JERSEY**

DATE	OPONENT	RESULT
11/28	vs. Washington State	L • 63-52
11/29	vs. Texas Tech	L • 77-73

**2009-10 • SOUTH PADRE INVITATIONAL**

**SOUTH PADRE ISLAND, TEXAS**

DATE	OPONENT	RESULT
11/27	vs. Richmond	L • 63-62
11/28	vs. Old Dominion	W • 69-55

**2009-10 • JOHN R. WOODEN CLASSIC**

**ANAHEIM, CALIFORNIA**

DATE	OPONENT	RESULT
12/12	vs. UCLA	W • 72-54

**2010-11 • BATTLE OF ATLANTIS**

**NASSAU, THE BAHAMAS**

DATE	OPONENT	RESULT
12/18	vs. Virginia Tech	L • 88-57

**2010-11 • DIAMONDHEAD CLASSIC**

**HONOLULU, HAWAII**

DATE	OPONENT	RESULT
12/22	vs. Washington State	L • 83-57
12/23	vs. San Diego	W • 69-52
12/25	at Hawaii	L • 68-57

**2010-11 • SHAMROCK SHOOTOUT**

**LAS VEGAS, NEVADA**

DATE	OPONENT	RESULT
12/29	vs. Saint Mary's	L • 94-72

**2011-12 • 2K SPORTS CLASSIC**

**NEW YORK CITY, NEW YORK**

DATE	OPONENT	RESULT
11/17	vs. [19] Texas A&M	W • 69-60
11/18	vs. [15] Arizona	W • 67-57

**2012-13 • MAUI INVITATIONAL**

**MAUI, HAWAII**

DATE	OPONENT	RESULT
11/19	vs. [9] North Carolina	L • 95-49
11/20	vs. Marquette	L • 89-62
11/21	vs. Texas	L • 69-55

**2013-14 • LAS VEGAS CLASSIC**

**LAS VEGAS, NEVADA**

DATE	OPONENT	RESULT
12/22	vs. South Florida	W • 71-66
12/23	vs. UNLV	L • 82-66

**2014-15 • CORPUS CHRISTI CHALLENGE**

**CORPUS CHRISTI, TEXAS**

DATE	OPONENT	RESULT
11/28	vs. Saint Louis	W • 75-50
11/29	vs. TCU	L • 61-52

*All-Tourney: Gavin Ware, Fred Thomas*

**2015-16 • PUERTO RICO TIPOFF**

**SAN JUAN, PUERTO RICO**

DATE	OPONENT	RESULT
11/19	vs. Miami • Florida	L • 105-79
11/20	vs. Texas Tech	L • 74-72
11/22	vs. Missouri State	W • 84-70

**2016-17 • CHARLESTON CLASSIC**

**CHARLESTON, SOUTH CAROLINA**

DATE	OPONENT	RESULT
11/17	vs. UCF	L • 86-61
11/18	vs. Boise State	W • 80-68
11/20	vs. UTEP	W • 61-54

*All-Tourney: Quindary Weatherspoon*

**2008-09 • SEC/BIG EAST CHALLENGE**

**CINCINNATI, OHIO**

DATE	OPONENT	RESULT
12/18	at Cincinnati	L • 75-63

**2009-10 • SEC/BIG EAST CHALLENGE**

**TAMPA, FLORIDA**

DATE	OPONENT	RESULT
12/10	vs. DePaul	W • 76-45

**2003-14 • SEC/BIG 12 CHALLENGE**

**STARKVILLE, MISSISSIPPI**

DATE	OPONENT	RESULT
12/05	TCU	L • 71-61

**HISTORY • TEAM RECORD BY DECADE****MISSISSIPPI STATE IN THE 1910'S - 64-25 - .719**

SEASON	OVERALL			SEC			SEC FINISH	COACH
	W	L	PCT	W	L	PCT		
1908-09	5	5	.500					T.H. Werner
1910-11	2	4	.333					W.D. Chadwick
1911-12	9	0	1.000					E.C. Hayes
1912-13	11	1	.917					E.C. Hayes
1913-14	13	2	.867					E.C. Hayes
1914-15	8	6	.571					E.C. Hayes
1915-16	11	5	.688					E.C. Hayes
1916-17	6	4	.600					E.C. Hayes
1918-19	4	3	.571					E.C. Hayes

**MISSISSIPPI STATE IN THE 1920'S - OVERALL: 128-79 - .618**

Season	Overall			SEC			SEC Finish	Coach
	W	L	Pct	W	L	Pct		
1919-20	12	5	.706					E.C. Hayes
1920-21	10	6	.625					E.C. Hayes
1921-22	12	10	.545					E.C. Hayes
1922-23	15	4	.789					E.C. Hayes
1923-24	13	8	.619					E.C. Hayes
1924-25	14	9	.609					K.P. Gatchell
1925-26	14	8	.636					Bernie Bierman
1926-27	17	7	.708					Bernie Bierman
1927-28	13	7	.650					Ray G. Dauber
1928-29	8	15	.348					Ray G. Dauber

**MISSISSIPPI STATE IN THE 1930'S - OVERALL: 79-87 - .476 • SEC: 39-53 - .424**

SEASON	OVERALL			SEC			SEC FINISH	COACH
	W	L	PCT	W	L	PCT		
1929-30	5	8	.385					Ray G. Dauber
1931-32	5	10	.333					Ray G. Dauber
1932-33	6	13	.316	3	9	.250	12th	Ray G. Dauber
1933-34	8	11	.421	4	8	.333	10th	Edwin Hale
1934-35	12	6	.667	5	5	.500	7th	Edwin Hale
1935-36	11	6	.647	9	5	.643	4th	Frank Carideo
1936-37	15	9	.625	6	7	.462	9th	Frank Carideo
1937-38	9	12	.429	7	9	.438	8th	Frank Carideo
1938-39	8	12	.400	5	10	.333	10th	Frank Carideo

**MISSISSIPPI STATE IN THE 1940'S - OVERALL: 78-94 - .453) • SEC: 50-77 - .394**

SEASON	OVERALL			SEC			SEC FINISH	COACH
	W	L	PCT	W	L	PCT		
1939-40	9	6	.600	4	5	.444	9th	Stanfield Hitt
1940-41	12	10	.545	6	6	.500	8th	Stanfield Hitt
1941-42	13	7	.650	9	6	.600	6th	Stanfield Hitt
1942-43	14	8	.636	13	7	.650	4th	Stanfield Hitt
1944-45	5	13	.278	2	9	.182	T-10th	Stanfield Hitt
1945-46	5	14	.263	3	13	.188	12th	Stanfield Hitt
1946-47	10	11	.476	4	9	.308	T-9th	Stanfield Hitt
1947-48	6	12	.333	6	10	.375	9th	Paul Gregory
1948-49	4	13	.235	3	12	.200	12th	Paul Gregory

**MISSISSIPPI STATE IN THE 1950'S - OVERALL: 121-101 - .545 • SEC: 61-80 - .433**

SEASON	OVERALL			SEC			SEC FINISH	COACH
	W	L	PCT	W	L	PCT		
1949-50	7	11	.389	6	10	.375	10th	Paul Gregory
1950-51	3	16	.158	2	12	.143	12th	Paul Gregory
1951-52	12	11	.522	4	10	.286	10th	Paul Gregory
1952-53	9	10	.474	5	8	.385	T-7th	Paul Gregory
1953-54	11	10	.524	5	9	.357	T-8th	Paul Gregory
1954-55	6	17	.261	2	12	.143	12th	Paul Gregory
1955-56	12	12	.500	6	8	.429	T-6th	Babe McCarthy
1956-57	17	8	.680	9	5	.643	T-3rd	Babe McCarthy
1957-58	20	5	.800	9	5	.643	T-3rd	Babe McCarthy
1958-59	24	1	.960	13	1	.929	1st	Babe McCarthy

**MISSISSIPPI STATE IN THE 1960'S - OVERALL: 141-115 • .551 • SEC: 80-76 • .513**

SEASON	OVERALL			SEC			FINISH	COACH
	W	L	PCT	W	L	PCT		
1959-60	12	13	.480	5	9	.357	9th	Babe McCarthy
1960-61	19	6	.760	11	3	.786	1st	Babe McCarthy
1961-62	24	1	.960	13	1	.929	T-1st	Babe McCarthy
1962-63	22	6	.786	12	2	.857	1st	Babe McCarthy
1963-64	9	17	.346	4	10	.286	11th	Babe McCarthy
1964-65	10	16	.385	6	10	.375	8th	Babe McCarthy
1965-66	14	11	.560	10	6	.625	T-3rd	Joe Dan Gold
1966-67	14	11	.560	8	10	.444	T-5th	Joe Dan Gold
1967-68	9	17	.346	5	13	.278	8th	Joe Dan Gold
1968-69	8	17	.320	6	12	.333	9th	Joe Dan Gold

**MISSISSIPPI STATE IN THE 1970'S - OVERALL: 134-127 • .513 • SEC: 71-109 • .394**

SEASON	OVERALL			SEC			FINISH	COACH
	W	L	PCT	W	L	PCT		
1969-70	6	18	.250	3	15	.167	10th	Joe Dan Gold
1970-71	15	10	.600	9	9	.500	T-4th	Kermit Davis
1971-72	13	13	.500	6	12	.333	T-7th	Kermit Davis
1972-73	11	15	.423	4	14	.222	T-9th	Kermit Davis
1973-74	16	10	.615	8	10	.444	7th	Kermit Davis
1974-75	9	17	.346	5	13	.278	8th	Kermit Davis
1975-76	13	13	.500	6	12	.333	8th	Kermit Davis
1976-77	14	13	.519	6	12	.333	T-6th	Kermit Davis
1977-78	18	9	.667	13	5	.722	2nd	Ron Greene
1978-79	19	9	.679	11	7	.611	T-3rd	Jim Hatfield

**MISSISSIPPI STATE IN THE 1980'S - OVERALL: 110-171 • .391 • SEC: 55-125 • .306**

SEASON	OVERALL			SEC			FINISH	COACH
	W	L	PCT	W	L	PCT		
1979-80	13	14	.481	7	11	.389	T-6th	Jim Hatfield
1980-81	8	19	.296	3	15	.167	10th	Jim Hatfield
1981-82	8	19	.296	4	14	.222	9th	Bob Boyd
1982-83	17	12	.586	9	9	.500	T-4th	Bob Boyd
1983-84	9	19	.321	4	14	.222	9th	Bob Boyd
1984-85	13	15	.464	9	9	.500	T-5th	Bob Boyd
1985-86	8	22	.267	3	15	.167	10th	Bob Boyd
1986-87	7	21	.250	3	15	.167	10th	Richard Williams
1987-88	14	15	.483	6	12	.333	T-8th	Richard Williams
1988-89	13	15	.464	7	11	.389	8th	Richard Williams

**MISSISSIPPI STATE IN THE 1990'S - OVERALL: 177-125 • .586 • SEC: 81-83 • .494**

SEASON	OVERALL			SEC			FINISH	COACH
	W	L	PCT	W	L	PCT		
1989-90	16	14	.533	7	11	.389	T-8th	Richard Williams
1990-91	20	9	.690	13	5	.722	T-1st	Richard Williams
1991-92	15	13	.536	7	9	.438	(W)4th	Richard Williams
1992-93	13	16	.448	5	11	.313	(W)5th	Richard Williams
1993-94	18	11	.621	9	7	.563	(W)3rd	Richard Williams
1994-95	22	8	.733	12	4	.750	(W)T-1st	Richard Williams
1995-96	26	8	.765	10	6	.625	(W)1st	Richard Williams
1996-97	12	18	.400	6	10	.375	(W)T-3rd	Richard Williams
1997-98	15	15	.500	4	12	.250	(W)5th	Richard Williams
1998-99	20	13	.606	8	8	.500	(W)T-3rd	Rick Stansbury

**HISTORY • TEAM RECORD BY DECADE****MISSISSIPPI STATE IN THE 2000'S • OVERALL: 211-115 • .647 • SEC: 88-72 • .550**

SEASON	OVERALL			SEC			FINISH	COACH
	W	L	PCT	W	L	PCT		
1999-00	14	16	.467	5	11	.313	(W)T-5th	Rick Stansbury
2000-01	18	13	.581	7	9	.438	(W)T-4th	Rick Stansbury
2001-02	27	8	.771	10	6	.625	(W)2nd	Rick Stansbury
2002-03	21	10	.677	9	7	.563	(W)1st	Rick Stansbury
2003-04	26	4	.867	14	2	.875	1st	Rick Stansbury
2004-05	23	11	.676	9	7	.563	(W)3rd	Rick Stansbury
2005-06	15	15	.500	5	11	.313	(W)4th	Rick Stansbury
2006-07	21	14	.600	8	8	.500	(W)T-1st	Rick Stansbury
2007-08	23	11	.676	12	4	.750	(W)1st	Rick Stansbury
2008-09	23	13	.639	9	7	.563	(W)3rd	Rick Stansbury

**MISSISSIPPI STATE IN THE 2010'S • OVERALL: 141-124 • .532 • SEC: 55-83 • .399**

SEASON	OVERALL			SEC			FINISH	COACH
	W	L	PCT	W	L	PCT		
2009-10	24	12	.667	9	7	.563	(W)T-1st	Rick Stansbury
2010-11	17	14	.548	9	7	.563	(W)2nd	Rick Stansbury
2011-12	21	12	.636	8	8	.500	T6th	Rick Stansbury
2012-13	10	22	.312	4	14	.222	T13th	Rick Ray
2013-14	14	19	.424	3	15	.167	14th	Rick Ray
2014-15	13	19	.406	6	12	.333	T11th	Rick Ray
2015-16	14	17	.452	7	11	.389	11th	Ben Howland
2016-17	16	16	.500	6	12	.333	12th	Ben Howland
2017-18	25	12	.676	9	9	.500	7th	Ben Howland

*Note: Mississippi State University did not have a basketball team during the 1909-10, 1917-18, 1930-31 and 1943-44 season*

COACH (ALMA MATER)	YRS	TENURE	OVERALL			SEC		
			W	L	PCT	W	L	PCT
T.H. Werner (Chicago)	1	1909	5	5	.500			
W.D. Chadwick (Marietta)	1	1911	2	4	.333			
E.C. Hayes (Albion)	12	1912-24	124	54	.697			
K.P. Gatchell (MSU)	1	1925	14	9	.609			
Bernie Bierman (Minnesota)	2	1926-27	31	15	.674			
Ray G. Dauber (Iowa)	5	1928-33	37	53	.411	3	9	.250
Edwin Hale (Miss. College)	2	1934-35	20	17	.541	9	13	.409
Frank Carideo (Notre Dame)	4	1936-39	43	39	.524	27	31	.466
Stanfield Hitt (Miss. College)	7	1940-47	68	69	.496	41	55	.427
Paul Gregory (MSU)	8	1948-55	58	100	.367	33	83	.284
Babe McCarthy (MSU)	10	1956-65	169	85	.665	88	54	.620
Joe Dan Gold (MSU)	5	1966-70	51	74	.408	32	56	.364
Kermit Davis (MSU)	7	1971-77	91	91	.500	44	82	.349
Ron Greene (Murray State)	1	1978	18	9	.667	13	5	.722
Jim Hatfield (East Tenn. State)	3	1979-81	40	42	.488	21	33	.389
Bob Boyd (Southern Cal)	5	1982-86	55	87	.387	29	61	.322
Richard Williams (MSU)	12	1987-98	191	163	.540	89	113	.441
Rick Stansbury (Campbellsville)	14	1999-2012	293	166	.638	122	102	.545
Rick Ray (Grand View College)	3	2013-2015	37	60	.381	13	41	.241
Ben Howland (Weber State)	3	2016-Present	55	45	.550	22	32	.407
<b>20 Head Coaches</b>	<b>106</b>	<b>1909-2018</b>	<b>1402</b>	<b>1187</b>	<b>.542</b>	<b>586</b>	<b>770</b>	<b>.432</b>

*Note: Mississippi State did not have a basketball team during the 1909-10, 1917-18, 1930-31 and 1943-44 seasons.*





**MISSISSIPPI STATE BASKETBALL HISTORY**

Seasons Overall	106
Games Played	2589
Games Won	1402
Games Lost	1187
Winning Percentage	.542
SEC Games Played	1356
SEC Games Won	586
SEC Games Lost	770
SEC Winning Percentage	.432
SEC Titles Won	6
SEC West Titles Won	7
SEC Tournament Titles Won	3
NCAA Tournament Appearances	10
NCAA Tournament Record	11-10
NIT Appearances	9
NIT Record	10-9

**OVERALL COACHING WINS**

COACH (TENURE)	RECORD
1. Rick Stansbury (1999-2012)	293-166
2. Richard Williams (1987-98)	191-163
3. Babe McCarthy (1956-65)	169-85
4. E.C. Hayes (1912-24)	124-54
5. Kermit Davis (1971-77)	91-91
6. Stanfield Hitt (1940-47)	68-69
7. Paul Gregory (1948-55)	58-100
<b>T8. Ben Howland (2016-Present)</b>	<b>55-45</b>
T8. Bob Boyd (1982-86)	55-87
10. Joe Dan Gold (1966-70)	51-74

**OVERALL WINNING PERCENTAGE**

COACH (TENURE)	PCT	RECORD
1. E.C. Hayes (1912-24)	.697	124-54
2. Bernie Bierman (1926-27)	.674	31-15
3. Ron Greene (1978)	.667	18-9
4. Babe McCarthy (1956-65)	.665	169-85
5. Rick Stansbury (1999-2012)	.638	293-166
6. K.P. Gatchell (1925)	.609	14-9
<b>7. Ben Howland (2016-Present)</b>	<b>.550</b>	<b>55-45</b>
8. Edwin Hale (1934-35)	.541	20-17
9. Richard Williams (1987-98)	.540	191-163
10. Frank Carideo (1936-39)	.524	43-39
T11. Kermit Davis (1971-77)	.500	91-91
T11. T.H. Werner (1909)	.500	5-5

**OVERALL GAMES COACHED**

COACH (TENURE)	GC	RECORD
1. Rick Stansbury (1999-2012)	459	293-166
2. Richard Williams (1987-98)	354	191-163
3. Babe McCarthy (1956-65)	254	169-85
4. Kermit Davis (1971-77)	182	91-91
5. E.C. Hayes (1912-24)	178	124-54
6. Paul Gregory (1948-55)	158	58-100
7. Bob Boyd (1982-86)	142	55-87
8. Stanfield Hitt (1940-47)	137	68-69
9. Joe Dan Gold (1966-70)	125	51-74
<b>10. Ben Howland (2016-Present)</b>	<b>100</b>	<b>55-45</b>

**OVERALL COACHING TENURE**

COACH (TENURE)	SEASONS
1. Rick Stansbury (1999-2012)	14
2. Richard Williams (1987-98)	12
2. E.C. Hayes (1912-24)	12
4. Babe McCarthy (1956-65)	10
5. Paul Gregory (1948-55)	8
6. Kermit Davis (1971-77)	7
6. Stanfield Hitt (1940-47)	7
8. Bob Boyd (1982-86)	5
8. Joe Dan Gold (1966-70)	5
8. Ray G. Dauber (1928-33)	5

**SEC COACHING WINS**

COACH (TENURE)	RECORD
1. Rick Stansbury (1999-2012)	122-102
2. Richard Williams (1987-98)	89-113
3. Babe McCarthy (1956-65)	88-54
4. Kermit Davis (1971-77)	44-82
5. Stanfield Hitt (1940-47)	41-55
6. Paul Gregory (1948-55)	33-83
7. Joe Dan Gold (1966-70)	32-56
8. Bob Boyd (1982-86)	29-61
9. Frank Carideo (1936-39)	27-31
<b>10. Ben Howland (2016-present)</b>	<b>22-32</b>

**SEC WINNING PERCENTAGE**

COACH (TENURE)	PCT	RECORD
1. Ron Greene (1978)	.722	13-5
2. Babe McCarthy (1956-65)	.620	88-54
3. Rick Stansbury (1999-2012)	.545	122-102
4. Frank Carideo (1936-39)	.466	27-31
5. Richard Williams (1987-98)	.441	89-113
6. Stanfield Hitt (1940-47)	.427	41-55
7. Edwin Hale (1934-35)	.409	9-13
<b>8. Ben Howland (2016-Present)</b>	<b>.407</b>	<b>22-32</b>
9. Jim Hatfield (1979-81)	.389	21-33
10. Joe Dan Gold (1966-70)	.364	32-56

**ASSISTANT COACH**

<b>NAME</b>	<b>SEASONS</b>
Murray Arnold	1979
Bill Ball	1998-99-2000
Don Beasley	1979
Jack Berkshire	1966-67-68-69-70-71-72-73
John Brady	1983-84-85-86-87-88-89-90
<b>George Brooks</b>	<b>2011-12-13-14-15-16-17-18</b>
Mike Brown	1982
Greg Carter	1994-95-96-97-98-99-2000-01
Phil Cunningham	2000-01-02-03-04-05-06-07-08-09-10-11-12
Kermit Davis	1967-68-69-70
Kermit Davis, Jr.	1984
Mike Dill	1974-75-76-77-78
Larry Eustachy	1982-83-84-85-86
Dave Farrar	1980-81-82-83-84
Wes Flanigan	2013-14-15
Marcus Grant	2007-08-09-10-11-12
Chris Hollender	2013-14-15
Stan Jones	2001-02
Jerry Keeton	1960
Robert Kirby	1989-90-91-92-93
	1998-99-2000-01-02-03-04-05-06-07-08-09-10
Don Maestri	1980
Richard Mathis	1990-91
<b>Korey McCray</b>	<b>2016-17-18</b>
Larry McKenzie	1971-72-73
Owen Miller	1994-95-96-97
Wiley Peck	1981
Ralph Radford	1993-94
Duane Reboul	1987-88-89
Ray Ross	1979-80
John Sherman	1997-98
Jerry Simmons	1956-57-58-59-60-61-62-63-64-65-66
Julius Smith	1987-88-89
Rick Stansbury	1990-91-92-93-94
Ricky Stone	1991-92-93-94
Jimmy Taylor	1980
Jim Tillet	1989-90
Terry Truax	1982-83
Sam Weaver	2002-03-04
Mark White	2004-05-06-07
Richard Williams	1985-86
Denny Wright	1981
<b>Ernie Zeigler</b>	<b>2016-17-18</b>

**ASSOCIATE COACH**

<b>NAME</b>	<b>SEASONS</b>
Steve Newton	1974-75-76-77-78
Rick Stansbury	1994-95-96-97-98

**FRESHMAN COACH**

<b>NAME</b>	<b>SEASONS</b>
James Edwards	1962
J.D. Gammel	1962-63
Joe Dan Gold	1964-65
John Hutchison	1961
Doug Hutton	1965
Bobby Shows	1964

**GRADUATE ASSISTANT**

<b>NAME</b>	<b>SEASONS</b>
Alfred Aboya	2017-18
Donnie Black	1973
Donovan Castro	2016
Jalen Courtney	2016
Phil Cunningham	1992
Ed Davis	1988-89-90
Kermit Davis, Jr.	1983
Joe Dean	1977
David Draper	1991
Dave Farris	1975-76
Philip Hatch	1987
Bailey Howell	1972
Edgar Jeffries	1978-79
Kermit Koenig	1985-86
Nick Lagroone	2013-14
Jeff Norwood	1987
Butch Pierre	1985-86
Bo Rodriguez	2017-18
Mike Vosburgh	1974
Arthur Zeno	1999-2000

**DIRECTOR/COORDINATOR OF OPERATIONS**

<b>NAME</b>	<b>SEASONS</b>
Talvis Franklin	2007-08-09-10-11-12
Adam Gordon	2013-14-15
Marcus Grant	2004-05-06-07
Jason Ludwig	2016
Michael Moynihan	2017-18
Mark White	2002-03-04

**VIDEO COORDINATOR**

<b>NAME</b>	<b>SEASONS</b>
Jalen Courtney	2017-18
Michael Moynihan	2016

**STUDENT ASSISTANT**

<b>NAME</b>	<b>SEASONS</b>
George Brooks	1996
Keith Hooper	1992
Jason McKay	1990-91-92
Darryl Wilson	1997



—A—

Adams, John	1979-80
<b>Ado, Abdul</b>	<b>2018</b>
Alexander, J.H.	1917 • 1919
Allen, Donnell	1981
Anderson, Greg	1992
Anderson, M.G.	1921-22-23
Anderton, Bill	1963-64
Applewhite, Dre	2014
Armstrong, C.H.	1935-36-37
Arnold, J.O.	1946
Ashmore, Jim	1954-55-56-57
Augustus, Kodi	2008-09-10-11
Austin, K.W.	1924
Austin, Mario	2001-02-03

—B—

Bailey, Elgin	2008-09-10-11
Bailey, Shellie	1956-57-58
Ballard, Bernard	1987
Barbarian, J.T.	1916
Beard, V.G.	1939-40-41
Beckham, Twany	2009-2011
Beedle, Barry	1971
Begley, Billy	2004-05 • 2007-08
Bennett, Errol	2004
Benock, Riley	2008-09-10-11
Berkshire, Jack	1960-61-62
Berry, P.H.	1926-27-28
Biggs, Herb	1965-66-67
Biglane, O.J.	1915-16
Billups, T.J.	1997 • 1999-2000-01
Black, Donnie	1969-70-71
Black, Oliver	2015
Blakley, Anthony	1986-87
Blalock, Harold	1952-53-54
Blanton, E.R.	1907
Bledsoe, Jr., E.F.	1942-43, '47
Bledsoe, W.S.	1943
Bloodman, Trivante	2013-14-15
Bolem, Brandon	2008-09-11
Boler, Michael	2004-05-06
Bonner, T.W.	1936-37
Borchert, Colin	2013-14
Bost, Dee	2009-10-11-12
Boswell, Tyrus	1999-2000-01
Bouldin, Jack	1970-71-72
Bower, W.R.	1919-20
Bowers, Timmy	2001-02-03-04
Boykin, Reginald	1987-88-89
Branch, Elmo	1951-52-53
Brandon, C.N.	1916-17
Brinker, Stan	1962-63-64
Brock, J.N.	1946
Brooks, George	1992-93-94
Brown, Raymond	1985-86
Brown, Rickey	1977-78-79-80
Brown, R.N.	1932
Brunson, M.	1923
Bruss, Bob	1972
Bryant, Brian	2011-12
Bryant, L.B.	1920-21-22-23

Bryant, Norman	1955
Bryant, R.B.	1925-26-27
Bryant, Rod	2008-09
Bullard, Marcus	1995-96
Burkes, H.	1929-30
Burns, Cameron	1989-90-91
Burns, J.S.	1919
Burress, M.T.	1945
Burrow, James	1950-51-52
Bury, P.H.	1926-27-28
Buse, Dennis	2004
Butler, Isaiah	2015
Byrne, Tony	1956-57

—C—

Cameron, C.B.	1922-23
Campbell, C.	1916
Campbell, Marcus	2002-03-04-05
Cannon, Seth	2003 • 2005
Carpenter, J.R.	1946
Carr, Brandon	2002
Carroll, Ryan	1999
Carter, Greg	1988-89-90-91
<b>Carter, Tyson</b>	<b>2017-18</b>
Cassibry, Slim	1933-34-35
Catha, L.C.	1924
Catledge, H.E.	1937-38
Caveness, Gary	1985
Caveness, Gerald	1953-54
Chadwick, A.R.	1912
Chadwick, E.B.	1927-28
Chambers, F.W.	1939
Chatham, Gene	1960-61-62
Cherry, John	1952-53-54-55
Chisolm, F.N.	1907
Chisolm, W.C.	1945
Chrestman, James	1950
Chumbler, Bill	1965
Clark, Chris	1989
Clark, S.J.	1925
Clarke, L.E.	1914-15
Clayton, D.G.	1919
Clayton, Reed	2012
<b>Clayton, Tate</b>	<b>2018</b>
Cochran, R.F.	1933-34-35
Coleman, Don	1974-75-76-77
Collums, W.T.	1929
Combs, Bill	1970-71-72
Conway, Jr., Eustace	1940-41-42
Cooke, George	1952-53-54
Cooley, J.A.	1922
Cooper, S.F.	1912
Corbell, Dean	1951
Courtney, Joe	1988-89
Cowherd, Stephen	2003
Craig, Walter V.	1939-40-41
Crews, Charlie	1965-66-67
Cunningham, Tyson	2012-13-14
Cupit, Martin	1974, '76-'77

—D—

Daley, Dan	1954
Daley, Glenn	1951
Daley, Willard	1948-49-50
Dampier, Erick	1994-95-96
Daniels, Travis	2015-16
<b>Datcher, E.J.</b>	<b>2017-18</b>
Davis, Drew	2017-18
Davis, Jacoby	2014
Davis, Kermit	1957-58-59
Davis, Jr., Kermit	1982
Davis, K.F.	1915
Davis, V.W.	1913-14-15
Davis, W.P.	1916-17
Dean, Joe	1974-75-76
Delk, Reginald	2006-07
Delk, Richard	2006-07
Dille, A.B.	1912
Dillon, Ervin	1985-86
Domingue, David	1991-92-93-94
Dorsey, Marlon	1994
Duncan, Wayne	1953-54-55-56
Dunlap, Maurice	2015

—E—

Edmondson, Jamall	2005-06
Edmonson, McKie	1998
Edwards, James	1961
Embry, Vince	1992-93-94-95
Ervin, Gary	2004-05
Ethridge, Bill	1955-56-57
Evans, Chuck	1992-93

—F—

Farris, David	1973-74
<b>Feazell, KeyShawn</b>	<b>2018</b>
Ferriss, Dave	1941
Filgo, L.C.	1916
Fisher, Bill	1979
Fisher, Dale	1957-58-59
Fitzgerald, Larry	1977-78
Fletcher, J.F.	1911
Floyd, Jr., D.B.	1945
Frazier, Winsome	2002-03-04-05
Fry, Larry	1973-74-75
Furman, H.B.	1909

—G—

Gaddy, T.L.	1914-15-16-17
Galloway, W.H.	1935-36
Gammel, J.D.	1961
Gann, B.V.	1946
Gardner, Guy	2001-02
Garmon, J.H.	1915-16-17
Garrett, W.D.	1945-46
Garrison, Elmer	1909
Gaspard, Gary	1979
Gatchell, K.P.	1921-22-23-24
Gay, Chris	2009
Gholar, Michael	1999-2000-01-02
Gilleland, R.V.	1913

Glasgow, Dave	1960-61-62
Glenn, W.R.	1941
Goffer, Roy	2001-02
Gold, Joe Dan	1961-62-63
Goodridge, Vernon	2006-07
Gordon, Jamont	2006-07-08
Grant, Marcus	1992-93-94-95
Graves, Jerry	1959-60-61
<b>Gray, T.J.</b>	<b>2018</b>
Green, Michael	1981
Gregory, Paul	1930
Griffith, Ward	2001
Grim, Greg	1978-79-80
Grissom, W.C.	1937-38-39
Guyton, John	1968-69-70
<b>—H—</b>	
Haarman, Dale	1973
Hale, P.A.	1909
Hall, Chris	1986 • 1988-89
Hall, Lorenza	1976-77
Hamilton, Tang	1998-99-2000-01
Hampton, Walt	1969 • 1971
Hansbrough, Ben	2007-08
Hardy, S.L.	1909
Hargett, Herb	1950-51
Harper, Ontario	2002-03 • 2005
Harris, J.C.	1928-29
Harris, V.M.	1927
Harrison, G.P.	1939-40
Hartley, Glenn	1967
Hartness, R.A.	1926-27-28
Hartsfield, Doug	1988-89-90-91
Harvey, Ken	1984-85
Heiden, John	1956-57-58
Hemphill, Howard	1964-65
Henderson, Hubert	1985-86-87
Herard, Schneider	2017
Hildreth, Kelvin	1983-84
Hodges, Randy	1969-70-71
Hogue, Paul	1972
Holcombe, Jacquiese	2009
Holland, J.I.	1917
Holiday, G.W.	1928-29-30
<b>Holman, Aric</b>	<b>2016-17-18</b>
Holmes, Calvin	1978
Holmes, Carter	2016
Honore, T.J.	1994-95
Hood, Ricky	1979-80
Hood, Rodney	2012
Hooker, Gary	1976-77-78
Hooper, Keith	1990-91
Horne, L.T.	1933
House, Jr., C.B.	1933-34-35
Houston, Demetrious	2015
Houston, Jack	1952-53-54-55
Howard, B.W.	1946
Howard, W.L.	1943
Howell, Bailey	1957-58-59
Hudek, Dave	1974 • 1976
Hughes, J.E.	1941-42-43
Hughes, L.H.	1920-21-22-23
Hughes, W.L.	1920

Hughes, Whit	1995-96-97-98
Hull, Charles	1958-59-60
Hutchison, John	1959-60
Hutton, Doug	1962-63-64
Hyche, Bart	1996-97-98-99

**—I—**

Ignerski, Michal	2002-03
Iupe, Joseph	2007-08

**—J—**

Jackson, Antonio	2000-01
Jackson, Robert	1999-00-01
Jenkins, Jerry	1973-74-75
Jennings, Morley	1911
Jobe, Jett	2016
Johnson, Brian	2008-09
Johnson, E.C.	1929-30
Johnson, Jeffery	2015
Johnson, Lloyd	1956-57
Johnson, Roquez	2012-13-14-15
Johnson, Ravern	2008-09-10-11
Jones, Derrick	1997
Jones, Dontae'	1996
Jones, E.B.	1925-26-27
Jones, E.W.	1925-26
Jones, Jr., W.J.	1947
Jordan, Randy	1979-80

**—K—**

Kamphuis, Bill	1977-78-79
Kantner, John	1974-75
Keaton, Jerry	1957-58-59
Kegler, Mario	2017
Kilcline, Mike	1978-79
King, Don	1968-69
Kinney, H.C.	1912 • 1914-15
Knarr, Rich	1973-74-75-76
Koroneos, Taki	1972-73-74
Kusnierz, Terry	1972-73-74

**—L—**

Ladner, Dennis	1950
Laird, R.F.	1920-21-22 • 1925
Lamb, John	1911-12-13
Lamon, Fred	1951
Lemon, Wayne	1956-57
Lewis, Terry	1980-81-82-83
Lewis, Wendell	2010-11-12
Lockhart, Greg	1986-87-88-89
Lucado, F.M.	1930
Luczak, Taylor	2009-10-11-12

**—M—**

Magee, W.J.	1912-13
Malone, Jeff	1980-81-82-83
Marshall, Joe	1999
Martin, Jim	1968-69-70
Martin, Mike	1972
McArthur, Harry	1914-15

McDougal, Lloyd	1942-43 • 1945
McElveen, M.	1928-29
McMahon, R.J.	1937-38-39
McRaney, Mike	1957-58
McWilliams, D.E.	1915-16-17
McWilliams, W.K.	1917-18
Meredith, A.J.	1926-27
Meredith, W.R.	1926-27-28
Merritt, Todd	1988-89-90-91
Miller, D.C.	1907
Miller, Jr., W.S.	1942-43
Mingee, E.W.	1911-12-13
Mitchell, Leland	1961-62-63
Mitchell, Willie	1909
Mitchell, W.M.	1942
Moore, A.F.	1939-40-41
Moore, R.A.	1938
Moore, Tevin	2014
Moore, Trey	1997-98
Moraes, A.F.	1911
Morgan, Wesley	2004-05-06
Morris, J.T.	1921-22
Morris, Nate	1991
Moss, Rick	1975-76-77-78
Moultrie, Arnett	2012
Mundie, James	1977
Myer, C.S.	1924
Myles, Todd	1998-99-00

**—N—**

Nash, Dudley	1953-54-55-56
Ndoye, Fallou	2015
Nettles, W.R.	1942-43 • 1947
Newman, Malik	2016
Nichols, Aubrey	1962-63-64
Nichols, Carl	1988-89-90-91
Nichols, Chancellor	1988-89
Nicholson, Jim	1947-48-49-50
Niemann, Dave	1974
Nix, J.C.	1938
Noble, C.R. "Dudy"	1913-14-15
Noble, L.W.	1921-22-23
Norris, B.E.	1923-24-25
Norwood, Jeff	1982 • 1984-85

**—O—**

Oakley, G.E.	1932
Oakley, George	1960-61-62
Owens, Billy	1951-52
Osby, Romero	2009-10

**—P—**

Pappenheimer, William	1929
Parker, Charles	2010-11-12
Pate, B.D.	1929
Patterson, Marckell	1999-2000-01-02
Patterson, Reggie	2016
Payne, Buddy	1977-78
Payne, Tom	1966-67-68
Pearce, A.T.	1943
Pearson, Johnny	1970-71-72



Peck, Wiley	1976-77-78-79
Peevey, Mack	1946-47-48-49
Perkins, H.G.	1921-22-23-24
Perkins, L.W.	1934
Perry, Al	1975-76-77-78
Person, Richard	1983
<b>Peters, Lamar</b>	<b>2017-18</b>
Peters, Mark	1985-86-87
Peterson, Ira	1990-91
Peyton, Tim	1981
Pierre, Butch	1981-82-83-84
Pillow, G.D.	1933 • 1935-36
Pinkston, J.F.	1907
Pittman, Jr., O.W.	1936-37-38
Pogue, Bill	1953
Posey, Don	1963-64-65
Power, Shane	2004-05
Presley, K.B.	1932
Price, Baxter	2010-11-12-13
Price, Brian	1994-95
Prince, F.M.	1930
Prophet, R.L.	1907
Pruett, Allan	1968

—R—

Ray, Jim	1948-49
Ready, J.J.	2014-15-16-17
Redding, David	1998
Reese, R.	1916
Reeves, T.C.	1930 • 1932
Reule, P.A.	1913
Reynolds, H.H.	1943 • 1947
Rhodes, Charles	2005-06-07-08
Ricks, W.B.	1926-27-28
Riek, John	2010-11
Rimmer, Bernard	2006-07
Ritchey, Jerry	1955-56
Robbins, J.K.	1914
Robbins, F.W.	1917
Roberts, Lawrence	2004-05
Roberts, Oral	1998-99
Robinson, Chauncey	1983-84-85-86
Robinson, Tony	1984-85
Rogers, J.H.	1915-16
Rowan, Bill	1955
Russell, Bob	1970-71

—S—

Sapen, John	1965-66-67
Schubert, Tom	1979-80-81
Shapiro, Bob	1973-74-75
Sharpe, Walter	2005
Shows, Bobby	1961-62-63
Sidney, Renardo	2011-12
Sikes, D.O.	1923-24-25
Simmons, J.M.	1909
Simmons, R.E.	1911
Singer, Alex	1960-61
Singletary, Bill	1972-73-74
Singleton, Nick	2017-18
Slater, Dietric	2004-05-06-07
Smith, Brad	1990-91

Smith, C.G.	1907
Smith, DeVille	2012
Smith, Lincoln	2000 • 2002-03-04
Smith, Paul	1964-65-66
Smith, Quentin	1997 • 2000-01
Smith, Shaun	2011-12
Snyder, H.L.	1943, '47
Solomon, Carlene	1942-43, '47
Spraggins, H.F.	1940-41-42
Stapleton, Xavian	2017-18
Steele, Jalen	2011-12-13
Steele, M.D.	1938
Steinwedel, Steve	1973-74-75
Steinwinder, R.L.	1907
Stelmach, Piotr	2004-05-06-07
Stevens, Eric	1992-93
Stewart, Barry	2007-08-09-10
Stidham, Corey	2002
Stokes, H.A.	1946
Stone, H.L.	1924-25-26
Stone, O.P.	1935-36-37
Stone, Willie	1934
<b>Storm, Mitchell</b>	<b>2018</b>
Stroman, Jeff	1973-74-75-76
Stroud, W.D. "Red"	1961-62-63
Strugg, Joe	2017
Stubbs, H.T.	1939-40
Sword, Craig	2013-14-15-16
Sylvester, C.W.	1932
Sylvester, E.P.	1927

—T—

Tables, Clyde	1987
Taylor, L.B.	1932-33
Taylor, Tracy	1984-85-86-87
Thomas, D.J.	1945-46
Thomas, Ebb	1911
Thomas, Fred	2013-14-15-16
Thomas, Roger	1960
Thomas, Vandale	1993
Thompson, B.J.	1942-43
Treleaven, P.W.	1915
Treloar, Jr., J.C.	1938
Tribble, Frank	1950
Turman, O.L.	1925
Turner, N.	1923-24
Turner, Phil	2008-09-10

—U—

Usher, Ted	1957-58-59
------------	------------

—V—

Vance, Coyte	1950-51-52
Varnado, Jarvis	2007-08-09-10
Varnado, Norwood	1951
Vernon, J.V.	1919-20
Vincent, Branden	2003-04
Vosburgh, Mike	1972-73

—W—

Wade, Chuck	1967-68-69
Waits, F.A.	1933-34
Walden, Buddy	1965-66-67
Walker, Boyce	1929-30 • 1932
Walker, Bubba	1968-69-70
Walker, Johnny	1992-93
Wall, J.S.	1945-46
Walters, A.H.	1946-47
Walters, J.F.	1935-36-37
Walters, Russell	1994-95-96
Walton, Jay	1992 • 1994-95-96
Ward, R.B.	1936-37
Ware, Gavin	2013-14-15-16
Washington, Gary	1965-66-67
Washington, Manuel	1967-68-69
Washington, Miles	2017
Washington, Tyrone	1996-97-98-99
Watkins, Jeff	1972-73
Watson, Orien	1991-92-93
Watts, Alton	1948-49
Watts, Tony	1989-90-91-92

**Weatherspoon, Nick** 2018

**Weatherspoon, Quindary** 2016-17-18

Webster, Horatio	1997-98
Wells, Billy	1953
Wells, Kalpatrick	1980-81-82-83
Wentz, Bob	1952-53
Wesson, Malcolm	1971-72-73
West, B.G.	1938-39
White, Detrick	1998-99
White, Ray	1976-77-78-79
White, Ron	1980-81
Whyte, Mackey	1982-83-84
Whyte, Mack	1961-62
Willcutt, Sammy	1970-71
Williams, Dave	1966-67-68
Williams, Richie	1963-64-65
Williams, Taylor	1975-76
Wilsford, F.C.	1939-40-41
Wilson, Bubba	1993-94-95-96
Wilson, Darryl	1994-95-96
Wilson, De'Runya	2014
Wilson, Johnny	1972
Wilson, W.P.	1921-22
Wofford, Jackie	1963
Wood, Hoyt	1950-51-52
Woodard, Robert	1987-88-89-90
Wright, C.B.	1932
Wright, Eli	2017-18
Wright, Walter	1975-76-77-78
Wulff, Jeff	1984

—Y—

Young, Jack	1994-95
-------------	---------

—Z—

Zimmerman, Derrick	2000-01-02-03
Zuppardo, Johnny	2016

# BULLDOGS IN THE



**Bailey HOWELL**

**Jeff MALONE**



**Lawrence ROBERTS**



**Erick DAMPIER**



## BAILEY HOWELL'S CAREER NBA STATISTICS

Season	Team	GP	Mins	FGM-FGA	Pct	FTM-FTA	Pct	Rebounds	Ass	Points
1959-60	Detroit	75	2346	510-1119	.456	312-422	.739	795-1015	63	1332-1738
1960-61	Detroit	77	2952	607-1293	.469	601-798	.753	1111-1414	196	1815-2316
1961-62	Detroit	79	2857	553-1193	.464	470-612	.768	996-1216	186	1576-1919
1962-63	Detroit	79	2971	637-1235	.516	519-650	.798	910-1115	232	1793-2217
1963-64	Detroit	77	2700	598-1267	.472	470-581	.809	776-1011	205	1666-2116
1964-65	Baltimore	80	2975	515-1040	.495	504-629	.801	849-1019	208	1534-1912
1965-66	Baltimore	78	2328	481-906	.488	402-551	.730	773-919	155	1364-1715
1966-67	Boston	81	2503	636-1242	.512	349-471	.741	677-814	103	1621-2010
1967-68	Boston	82	2801	643-1336	.481	335-461	.727	805-918	133	1621-1918
1968-69	Boston	78	2527	612-1257	.487	313-426	.735	685-818	137	1537-1917
1969-70	Boston	82	2078	399-931	.429	235-308	.763	550-617	129	1033-1216
1970-71	Philadelphia	82	1589	324-686	.472	230-315	.730	461-514	115	878-1017
12-Year Totals		950	30627	6515-13585	.480	4740-6224	.762	9383-919	1853	17770-1817

## JEFF MALONE'S CAREER NBA STATISTICS

Season	Team	GP	Mins	FGM-FGA	Pct	3GM-3GA	Pct	FTM-FTA	Pct	Rebounds	Ass	BS	Stl	Points
1983-84	Wash	81	1976	408-918	.444	24-74	.324	142-172	.826	155-119	151	13	23	982-1211
1984-85	Wash	76	2613	605-1213	.499	15-72	.208	211-250	.844	206-217	184	9	52	1436-1819
1985-86	Wash	80	2592	735-1522	.483	3-17	.176	322-371	.868	288-316	191	12	70	1795-2214
1986-87	Wash	80	2763	689-1509	.457	4-26	.154	376-425	.885	218-217	298	13	75	1758-2210
1987-88	Wash	80	2655	648-1360	.476	10-34	.417	335-393	.852	206-216	237	13	51	1641-2015
1988-89	Wash	76	2418	677-1410	.480	1-19	.053	296-340	.871	179-214	219	14	39	1651-2117
1989-90	Wash	75	2567	781-1592	.491	1-6	.167	257-293	.877	206-217	243	6	48	1820-2413
1990-91	Utah	69	2466	525-1034	.508	1-6	.167	231-252	.917	206-310	143	6	50	1282-1816
1991-92	Utah	81	2522	691-1253	.511	1-12	.083	256-295	.869	233-219	180	5	56	1639-2012
1992-93	Utah	79	2588	595-1205	.494	3-9	.333	236-277	.852	173-212	128	4	42	1429-1811
1993-94	Ut/Phil	77	2560	525-1081	.486	7-12	.583	205-247	.830	199-216	125	5	40	1262-1614
1994-95	Phil	19	660	144-284	.507	11-28	.393	51-59	.864	55-219	29	0	15	350-1814
1995-96	Phil/Mia	32	510	76-193	.394	5-16	.313	29-32	.906	40-113	26	0	16	186-518
13-Year Totals		905	29650	1099-14674	.484	85-321	.368	2607-3383	.871	2364-216	2154	100	577	17231-1912

## LAWRENCE ROBERTS' CAREER NBA STATISTICS

Season	Team	GP	Mins	FGM-FGA	Pct	3GM-3GA	Pct	FTM-FTA	Pct	Rebounds	Ass	BS	Stl	Points
2005-06	Mem	33	181	20-44	.455	0-2	.000	11-23	.478	49-115	5	2	8	51-115
2006-07	Mem	54	949	94-208	.452	0-2	.000	95-131	.725	261-418	30	13	36	283-512
2-Year Totals		87	1149	114-252	.452	0-4	.000	106-154	.688	310-316	35	15	44	334-318





**Dontae JONES**



**Rickey BROWN**



**Wiley PECK**

**Jarvis VARNADO**



**Arnett MOULTRIE**

### BULLDOGS IN THE NBA DRAFT

Name, Position	Year	Team	Selection
Herb Hangert, G	1951	Fort Wayne Pistons	4th
Coyte Vance, G	1952	Milwaukee Hawks	9th
Jim Ashmore, G	1957	Boston Celtics	4th (32nd)
Bailey Howell, C	1959	Detroit Pistons	1st (2nd)
Jerry Graves, F	1961	Chicago Packers	2nd (19th)
Leland Mitchell, F	1963	St. Louis Hawks	2nd (15th)
W.D. "Red" Stroud, G	1963	Boston Celtics	5th (45th)
Dave Williams, F-C	1968	Cincinnati Royals	8th (97th)
Wiley Peck, F	1979	San Antonio Spurs	1st (19th)
Ray White, G	1979	Atlanta Hawks	4th (79th)
Rickey Brown, F-C	1980	Golden St. Warriors	1st (13th)
Gary Hooker, F	1980	Seattle SuperSonics	4th (39th)
Jeff Malone, G	1983	Washington Bullets	1st (10th)
Kalpatrick Wells, C	1983	Philadelphia 76ers	4th (74th)
Torry Lewis, G-F	1983	Los Angeles Lakers	4th (92nd)
Chauncey Robinson, F	1986	Detroit Pistons	4th (86th)
Erick Dampier, C	1996	Indiana Pacers	1st (10th)
Dontae Jones, F	1996	New York Knicks	1st (21st)
Ilyrone Washington, C	1999	Houston Rockets	2nd (44th)
Mario Austin, F	2003	Chicago Bulls	2nd (26th)
Derrick Zimmerman, G	2003	Golden State Warriors	2nd (40th)
Lawrence Roberts, F	2005	Seattle SuperSonics	2nd (55th)
Jarvis Varnado, F	2010	Miami Heat	2nd (41st)
Arnett Moultrie, F	2012	Miami Heat	1st (27th)

### ERICK DAMPIER'S CAREER NBA STATISTICS

Season	Team	GP	Mins	FGM-FGA	Pct	3GM-3GA	Pct	FTM-FTA	Pct	Rebounds	Ass	BS	Stl	Points
1995-97	Indiana	72	1952	131-336	.390	1-1	1.000	167-168	.837	284-4.1	43	73	19	370-5.1
1997-98	Orl St	62	2656	332-791	.445	0-2	.000	267-399	.669	715-8.7	94	139	39	971-11.8
1998-99	Orl St	50	1414	161-414	.389	0-0	.000	126-204	.588	382-7.6	54	58	26	442-8.8
1999-00	Orl St	21	495	70-173	.405	0-0	.000	27-51	.529	134-6.4	19	15	8	167-8.0
2000-01	Orl St	43	1038	126-314	.401	0-2	.000	67-126	.532	250-5.8	59	58	17	319-7.4
2001-02	Orl St	73	1740	209-480	.435	0-0	.000	136-211	.645	387-5.3	87	167	17	556-7.6
2002-03	Orl St	82	1978	239-522	.458	0-2	.000	155-222	.698	543-6.6	58	154	27	673-8.2
2003-04	Orl St	74	2403	348-650	.535	0-2	.000	217-332	.654	887-12.0	60	137	33	113-12.3
2004-05	Dallas	59	1609	202-367	.550	0-3	.000	138-228	.605	501-8.5	51	80	15	542-9.2
2005-06	Dallas	62	1934	171-347	.493	0-0	.000	127-215	.591	640-7.8	51	106	27	469-7.7
2006-07	Dallas	76	1915	209-334	.626	0-0	.000	119-191	.623	566-7.4	44	82	24	537-7.1
2007-08	Dallas	72	1755	178-277	.643	0-0	.000	89-146	.615	539-7.5	63	106	24	640-8.1
2008-09	Dallas	80	1836	182-280	.650	0-0	.000	90-141	.638	565-7.1	77	95	24	454-5.7
2009-10	Dallas	55	1,280	133-213	.624	1-3	.333	61-101	.605	400-7.3	31	77	15	328-6.0
2010-11	Miami	51	814	52-89	.584	0-1	.000	24-44	.626	177-3.5	22	47	14	128
2011-12	Atlanta	15	83	1-6	.125	0-0	.000	0-0	.000	25-7.1	4	4	1	2-0.1
15-Year Totals		987	24,003	2,704-5,595	.626	2-16	.125	1,739-2,779	.626	7,605-7.1	817	1,398	330	7,309-7.4

### DERRICK ZIMMERMAN'S CAREER NBA STATISTICS

Season	Team	GP	Mins	FGM-FGA	Pct	3GM-3GA	Pct	FTM-FTA	Pct	Rebounds	Ass	BS	Stl	Points
2005-06	N.J.	3	32	2-3	.667	0-0	.000	0-0	.000	4-2.0	7	0	0	6-2.0
1-Year Total		3	32	2-3	.667	0-0	.000	0-0	.000	4-2.0	7	0	0	4-2.0

### TANG HAMILTON'S CAREER NBA STATISTICS

Season	Team	GP	Mins	FGM-FGA	Pct	3GM-3GA	Pct	FTM-FTA	Pct	Rebounds	Ass	BS	Stl	Points
2001-02	Miami	9	98	10-19	.526	0-1	.000	0-1	.000	18-2.0	5	0	4	20-2.2
1-Year Total		9	98	10-19	.526	0-1	.000	0-1	.000	18-2.0	5	0	4	20-2.2

### JARVIS VARNADO CAREER NBA STATISTICS

Season	Team	GP	Mins	FGM-FGA	Pct	3GM-3GA	Pct	FTM-FTA	Pct	Rebounds	Ass	BS	Stl	Points
2012-13	BOS	5	18	2-4	.500	0-0	.000	2-4	.500	3-0.6	1	0	1	6-1.2
2012-13	MIA	8	40	1-3	.333	0-0	.000	0-0	.000	6-0.8	2	2	0	2-0.3
2013-14	CHI	1	2	0-0	.000	0-0	.000	0-0	.000	0-0.0	0	0	0	0-0.0
2013-14	PHI	23	331	35-80	.438	0-0	.000	27-57	.519	63-2.7	13	29	10	94-4.1
4-Year Totals		37	397	39-67	.582	0-0	.000	29-56	.518	72-1.9	16	31	11	107-2.9

### ARNETT MOULTRIE CAREER NBA STATISTICS

Season	Team	GP	Mins	FGM-FGA	Pct	3GM-3GA	Pct	FTM-FTA	Pct	Rebounds	Ass	BS	Stl	Points
2012-13	PHI	47	542	78-134	.582	0-0	.000	18-28	.643	145-3.1	10	10	17	174-3.7
2013-14	PHI	12	187	16-38	.421	0-0	.000	4-5	.800	35-2.9	2	4	8	36-3.0
2-Year Totals		59	729	94-172	.547	0-0	.000	22-33	.667	180-3.1	12	14	25	210-3.6



# HISTORY • ALL-TIME SERIES RECORDS • DIVISION I

SCHOOL	OVERALL	HOME	AWAY	NEUTRAL	FIRST	LAST	LAST
	W-L	W-L	W-L	W-L	MEETING	MEETING	GAME SCORE
Akron	0-2	0-1	0-0	0-1	12/20/2005	11/09/2011	L - 68-58
<b>Alabama</b>	<b>75-124</b>	<b>57-39</b>	<b>15-78</b>	<b>3-7</b>	<b>02/06/1919</b>	<b>02/06/2018</b>	<b>W - 67-63</b>
Alabama A&M	4-1	4-1	0-0	0-0	11/21/1999	12/30/2012	L - 59-57
Alabama State	4-0	4-0	0-0	0-0	12/18/2006	11/10/2017	W - 96-58
<b>Alcorn State</b>	<b>3-2</b>	<b>2-1</b>	<b>0-0</b>	<b>1-1</b>	<b>03/08/1979</b>	<b>11/27/2012</b>	<b>W - 60-42</b>
Appalachian State	1-0	1-0	0-0	0-0	11/19/2010		W - 76-74
Arizona	2-2	0-0	1-0	1-2	12/29/1970	11/18/2011	W - 67-57
<b>Arizona State</b>	<b>0-1</b>	<b>0-0</b>	<b>0-0</b>	<b>0-1</b>	<b>12/29/1987</b>		<b>L - 70-69</b>
<b>Arkansas</b>	<b>28-33</b>	<b>21-7</b>	<b>6-21</b>	<b>1-5</b>	<b>12/15/1951</b>	<b>01/02/2018</b>	<b>W - 78-75</b>
Arkansas-Pine Bluff	2-0	1-0	0-0	1-0	11/17/1998	11/23/1999	W - 107-67
Arkansas State	9-3	6-1	3-2	0-0	12/08/1950	12/17/2014	L - 69-55
<b>Auburn</b>	<b>69-76</b>	<b>43-26</b>	<b>23-46</b>	<b>3-4</b>	<b>01/22/1915</b>	<b>01/13/2018</b>	<b>L - 76-68</b>
<b>Austin Peay</b>	<b>1-1</b>	<b>1-0</b>	<b>0-1</b>	<b>0-0</b>	<b>01/22/1992</b>	<b>12/01/1992</b>	<b>W - 80-73</b>
Ball State	1-1	1-0	0-1	0-0	12/08/1990	12/03/1991	L - 81-52
Baylor	3-1	1-0	1-0	1-1	12/08/1959	03/18/2018	W - 78-77
Belmont	1-0	1-0	0-0	0-0	11/25/1998		W - 66-65
Bethune-Cookman - BCU	1-0	1-0	0-0	0-0	11/21/2009		W - 67-51
Boise State	1-0	0-0	0-0	1-0	11/18/2016		W - 80-68
Bowling Green	1-1	0-0	0-0	1-1	03/16/1963	12/30/1996	L - 75-59
Bradley	1-0	1-0	0-0	0-0	03/17/2007		W - 101-72
Butler	0-1	0-0	0-0	0-1	03/21/2003		L - 47-46
<b>BYU</b>	<b>1-1</b>	<b>1-0</b>	<b>0-1</b>	<b>0-0</b>	<b>12/06/1994</b>	<b>12/02/1996</b>	<b>W - 79-74</b>
California - Cal	0-2	0-0	0-1	0-1	12/09/1996	11/13/2000	L - 83-76 • OT
Central Arkansas - UCA	2-0	1-0	0-0	1-0	12/17/1956	12/22/2012	W - 79-72
Central Florida - UCF	0-1	0-0	0-0	0-1	11/17/2016		L - 86-61
Charlotte	3-1	1-1	2-0	0-0	12/06/1971	12/10/2008	L - 70-64
Chattanooga	6-4	3-2	2-2	1-0	03/03/1923	11/19/2005	W - 64-48
Chicago State	1-0	1-0	0-0	0-0	12/04/1975		W - 113-81
<b>Cincinnati</b>	<b>2-3</b>	<b>0-0</b>	<b>0-2</b>	<b>2-1</b>	<b>11/30/1979</b>	<b>12/12/2017</b>	<b>L - 65-50</b>
<b>Clemson</b>	<b>0-3</b>	<b>0-1</b>	<b>0-1</b>	<b>0-1</b>	<b>12/19/1981</b>	<b>11/15/2007</b>	<b>L - 84-82</b>
Colgate	1-0	0-0	0-0	1-0	12/02/1994		W - 80-76
College of Charleston	1-0	1-0	0-0	0-0	12/01/1973		W - 88-64
Colorado State	0-1	0-0	0-1	0-0	03/10/1999		L - 69-56
Connecticut - UConn	2-1	0-0	0-1	2-0	12/06/1974	03/22/1996	W - 60-55
Davidson	1-1	0-0	0-0	1-1	12/20/1955	12/29/1965	L - 72-60
<b>Dayton</b>	<b>2-0</b>	<b>1-0</b>	<b>1-0</b>	<b>0-0</b>	<b>12/19/1975</b>	<b>12/03/2017</b>	<b>W - 61-59</b>
Delaware	1-0	0-0	0-0	1-0	12/29/1989		W - 66-65
Denver	1-0	0-0	0-0	1-0	12/28/1956		W - 69-65
DePaul	1-1	0-0	0-0	1-1	12/28/1988	12/10/2009	W - 76-45
Detroit	2-1	1-0	1-1	0-0	12/27/1968	12/17/2011	W - 80-75
Drake	2-0	1-0	1-0	0-0	12/22/1990	12/10/1991	W - 79-50
Duke	2-1	0-0	2-0	0-1	01/11/1937	03/20/2005	L - 63-55
East Carolina - ECU	3-0	1-0	1-0	1-0	12/29/1972	12/19/1989	W - 72-63
East Tennessee State	1-3	1-2	0-1	0-0	12/09/1987	12/14/2016	L - 67-65
Eastern Kentucky	4-0	2-0	1-0	1-0	12/11/1990	11/07/2011	W - 76-66
Eastern Michigan	1-1	0-0	0-0	1-1	03/15/1991	12/22/1992	W - 74-58
Eastern Washington	1-0	1-0	0-0	0-0	11/13/2015		W - 106-88
Evansville	1-1	1-0	0-1	0-0	11/30/1974	12/17/1975	L - 85-73
Fairleigh Dickinson	1-0	1-0	0-0	0-0	11/22/2008		W - 84-58
Fairfield	1-0	0-0	0-0	1-0	11/11/2004		W - 53-49
<b>Florida</b>	<b>49-65</b>	<b>33-22</b>	<b>13-41</b>	<b>3-2</b>	<b>01/10/1936</b>	<b>01/10/2018</b>	<b>L - 71-54</b>
Florida A&M - FAMU	4-0	4-0	0-0	0-0	11/19/2001	11/18/2017	W - 79-48
Florida Atlantic - FAU	2-1	2-1	0-0	0-0	11/30/2010	11/13/2012	W - 78-58
Florida Gulf Coast - FGCU	1-0	1-0	0-0	0-0	12/19/2013		W - 66-53
Florida International - FIU	2-0	1-0	0-0	1-0	12/06/1982	12/20/1992	W - 58-51
Florida State - FSU	5-5	4-1	0-3	1-1	12/10/1951	12/16/2015	L - 90-66
Fresno State	1-1	0-0	0-1	1-0	12/20/1980	12/31/1996	W - 62-60
Furman	4-0	1-0	1-0	2-0	02/23/1920	12/28/1970	W - 84-74
George Mason	1-1	1-0	0-1	0-0	12/30/2005	12/30/2006	L - 63-59
George Washington	2-1	0-0	0-0	2-1	12/28/1963	12/08/1996	L - 57-36
<b>Georgia</b>	<b>54-58</b>	<b>32-18</b>	<b>19-29</b>	<b>3-11</b>	<b>02/26/1932</b>	<b>02/03/2018</b>	<b>W - 72-57</b>
Georgia State	3-0	1-0	1-0	1-0	12/16/2001	12/04/2016	W - 82-60
Georgia Tech	13-16	6-5	5-6	2-5	02/25/1922	12/19/1974	L - 64-61
Green Bay	1-0	1-0	0-0	0-0	11/20/2017		W - 77-68
Zongosa	0-1	0-0	0-0	0-1	11/22/1997		L - 70-68
<b>Hartford</b>	<b>First Meeting</b>						
Hawaii	2-2	0-0	1-1	1-1	12/21/1968	12/25/2010	L - 68-57
Holy Cross	1-0	0-0	0-0	1-0	12/21/2005		W - 76-75
Houston	2-5	1-1	1-3	0-1	12/28/1962	12/19/2009	W - 70-64
Houston Baptist	1-0	1-0	0-0	0-0	12/22/1973		W - 85-74
Idaho	1-1	0-0	0-0	1-1	12/29/1986	12/29/1999	W - 86-81
Illinois-Chicago - UIC	1-0	0-0	0-0	1-0	12/22/2001		W - 77-74
Indiana	0-1	0-0	0-0	0-1	12/28/1985		L - 74-43
Indiana State	1-1	1-0	0-1	0-0	12/28/1974	12/01/1975	W - 85-82



SCHOOL	OVERALL W-L	HOME W-L	AWAY W-L	NEUTRAL W-L	FIRST MEETING	LAST MEETING	LAST GAME SCORE
Iowa	0-2	0-0	0-1	0-1	12/21/1979	12/05/1992	L • 69-54
Iowa State	2-0	0-0	1-0	1-0	12/18/1978	12/18/1979	W • 84-63
Jackson State	5-0	4-0	1-0	0-0	11/27/1984	11/27/2013	W • 58-56
Jacksonville	4-0	3-0	1-0	0-0	12/04/1990	12/23/2014	W • 70-47
Jacksonville State	5-0	2-0	1-0	2-0	12/02/1998	11/26/2017	W • 59-56
James Madison - JMU	1-1	0-1	1-0	0-0	11/30/1996	12/16/1997	W • 73-69
Kansas State	0-3	0-1	0-2	0-0	12/05/1984	03/17/1994	L • 78-67
Kennesaw State	1-0	1-0	0-0	0-0	11/14/2013		W • 78-55
<b>Kentucky</b>	<b>20-95</b>	<b>12-35</b>	<b>5-48</b>	<b>3-12</b>	<b>3/01/1921</b>	<b>01/23/2018</b>	<b>L • 78-65</b>
Lafayette College	1-0	0-0	0-0	1-0	01/05/2008		W • 77-53
Lehigh	0-1	0-1	0-0	0-0	11/25/2016		L • 87-73
Liberty	1-0	0-0	0-0	1-0	12/19/2005		W • 78-67
Little Rock	4-1	3-1	1-0	0-0	12/09/1995	12/20/2017	W • 64-48
LIU Brooklyn	1-0	0-0	0-0	1-0	12/04/1992		W • 61-52
<b>Long Beach State</b>	<b>1-0</b>	<b>0-0</b>	<b>0-0</b>	<b>1-0</b>	<b>12/20/1975</b>		<b>W • 70-57</b>
Louisiana-Lafayette - ULL	11-4	4-1	3-1	4-2	12/04/1961	11/23/2002	L • 79-76
Louisiana-Monroe - ULM	13-2	7-2	4-0	2-0	01/27/1962	11/21/2011	W • 78-63
Louisiana Tech	10-4	7-1	3-2	0-1	01/23/1948	11/10/2007	W • 75-45
Louisville	2-3	0-0	2-2	0-1	12/11/1950	03/20/2018	W • 79-56
Loyola - Chicago	1-2	1-0	0-1	0-1	03/15/1963	12/01/2013	W • 65-64 • OT
Loyola Marymount	2-0	1-0	1-0	0-0	11/13/2006	12/19/2007	W • 85-54
<b>LSU</b>	<b>102-110</b>	<b>60-38</b>	<b>36-69</b>	<b>6-3</b>	<b>02/06/1909</b>	<b>03/08/2018</b>	<b>W • 80-77</b>
Marquette	0-1	0-0	0-0	0-1	11/20/2012		L • 89-62
Marshall	0-1	0-0	0-1	0-0	12/17/1961		L • 95-69
Maryland	3-0	0-0	0-0	3-0	02/26/1926	12/29/1961	W • 64-62
Maryland Eastern Shore	1-0	1-0	0-0	0-0	01/02/2014		W • 77-63
Massachusetts - UMass	0-1	0-1	0-0	0-0	03/13/2012		L • 101-96 • 2OT
<b>McNeese State</b>	<b>6-2</b>	<b>4-1</b>	<b>0-1</b>	<b>2-0</b>	<b>11/25/1985</b>	<b>12/30/2014</b>	<b>L • 66-47</b>
Memphis	11-13	2-2	7-7	2-4	02/07/1947	03/23/2008	L • 77-74
Mercer	5-1	4-0	0-1	1-0	02/13/1913	12/10/1988	W • 74-63
Miami - Florida	2-3	0-1	1-0	1-2	12/13/1957	11/19/2015	L • 105-79
Miami - Ohio	0-2	0-0	0-0	0-2	12/28/1968	11/25/2007	L • 67-60
Michigan State	0-1	0-0	0-0	0-1	01/02/1973		L • 90-82
Middle Tennessee	1-0	1-0	0-0	0-0	12/09/1978		W • 85-50
Mississippi Valley State	5-0	5-0	0-0	0-0	11/21/2000	11/17/2014	W • 89-68
<b>Missouri</b>	<b>6-5</b>	<b>4-1</b>	<b>2-4</b>	<b>0-0</b>	<b>12/07/1974</b>	<b>02/10/2018</b>	<b>L • 89-85 • OT</b>
Missouri-Kansas City - UMKC	3-2	3-0	0-2	0-2	02/23/1993	12/29/2016	W • 77-54
Missouri State	2-0	0-0	0-0	2-0	11/23/1997	11/22/2015	W • 84-70
Monmouth	1-0	0-0	0-0	1-0	03/19/2004		W • 85-52
Montana	1-0	0-0	1-0	0-0	12/03/1994		W • 90-85 • 2OT
Montana State	1-2	1-0	0-1	0-1	12/13/1967	12/09/2000	W • 81-63
Morehead State	5-0	4-0	1-0	0-0	12/28/1957	12/22/2016	W • 85-76
Murray State	7-2	4-0	3-2	0-0	01/21/1941	12/01/2007	W • 78-61
Nebraska	2-0	1-0	0-0	1-0	12/30/1995	03/14/2018	W • 66-59
New Orleans - UNO	8-1	4-0	2-1	2-0	11/29/1976	01/03/2013	W • 97-46
Nicholls State	6-0	5-0	0-0	1-0	01/30/1995	12/13/2010	W • 67-58
Norfolk State	1-0	1-0	0-0	0-0	11/11/2016		W • 78-74
North Alabama	3-0	3-0	0-0	0-0	12/11/1982	11/19/2008	W • 102-61
North Carolina	0-6	0-1	0-0	0-5	03/03/1924	11/19/2012	L • 95-49
North Carolina A&T	1-0	1-0	0-0	0-0	12/12/2010		W • 74-58
North Carolina - NC Central	1-0	0-0	0-0	0-0	12/31/2015		W • 71-48
North Carolina State - NC State	1-0	0-0	0-0	1-0	02/27/1926		W • 32-29
North Carolina Wilmington - UNCW	1-1	1-0	0-1	0-0	11/28/1995	12/21/1996	L • 71-54
North Dakota State	1-0	1-0	0-0	0-0	11/30/2017		W • 83-59
North Florida - UNF	1-0	1-0	0-0	0-0	12/30/2017		W • 109-81
North Texas	2-0	1-0	0-0	1-0	12/28/1972	11/27/2011	W • 82-59
Northern Arizona	1-0	0-0	0-0	1-0	12/29/1993		W • 85-64
Northern Colorado	1-0	0-0	0-0	1-0	12/23/2015		W • 93-69
Northwestern	1-0	0-0	0-0	1-0	11/28/1999		W • 70-65
Northwestern State	7-1	5-1	0-0	2-0	12/04/1982	11/28/2016	W • 65-59
Ohio State	0-1	0-0	0-0	0-1	12/27/1990		L • 62-60
Oklahoma	3-0	1-0	1-0	1-0	02/14/1996	12/28/2002	W • 54-45
<b>Ole Miss</b>	<b>143-115</b>	<b>95-26</b>	<b>43-84</b>	<b>5-5</b>	<b>02/25/1914</b>	<b>02/17/2018</b>	<b>W • 79-62</b>
Old Dominion - ODU	3-2	1-0	1-1	1-1	12/29/1976	11/28/2009	W • 69-55
Oral Roberts - ORU	1-0	0-0	0-0	1-0	12/28/1978		W • 91-69
Oregon	1-0	0-0	0-0	1-0	03/21/2008		W • 76-69
Oregon State	2-1	1-0	0-1	1-0	12/29/1995	12/01/2016	W • 74-57
Pacific	1-0	0-0	0-0	1-0	12/22/1979		W • 65-63
Penn State	1-1	0-0	0-0	1-1	12/28/1997	03/27/2018	L • 75-60
Pittsburgh - Pitt	1-0	0-0	1-0	0-0	03/19/2001		W • 66-61
Portland	1-0	0-0	0-0	1-0	12/29/1980		W • 46-45
Prairie View A&M	2-0	1-0	0-0	1-0	11/29/1991	11/08/2013	W • 71-56
Princeton	1-1	0-0	0-0	1-1	12/28/1965	03/16/1996	W • 63-41
Providence	0-1	0-0	0-1	0-0	12/01/2012		L • 73-63



# HISTORY • ALL-TIME SERIES RECORDS • DIVISION I

SCHOOL	OVERALL	HOME	AWAY	NEUTRAL	FIRST	LAST	LAST
	W-L	W-L	W-L	W-L	MEETING	MEETING	GAME SCORE
Purdue	0-1	0-0	0-0	0-1	12/28/1984		L • 77-46
Rhode Island • URI	1-0	0-0	0-0	1-0	12/18/1971		W • 86-72
Rice	3-0	1-0	2-0	0-0	12/29/1960	11/28/1988	W • 63-61
Richmond	2-2	0-1	1-0	1-1	12/02/2000	11/27/2009	L • 63-62
Rider	1-1	0-1	0-0	1-0	12/29/1979	11/13/2009	L • 88-74
Rutgers	0-1	0-0	0-0	0-1	11/27/1999		L • 74-69
Saint Joseph's	1-3	0-0	0-2	1-1	11/12/1937	12/27/1997	L • 65-58
Saint Louis	1-1	0-0	0-1	1-0	12/09/1950	11/28/2014	W • 75-50
<b>Saint Mary's</b>	<b>1-1</b>	<b>0-0</b>	<b>0-0</b>	<b>1-1</b>	<b>11/19/2004</b>	<b>12/29/2010</b>	<b>L • 94-72</b>
St. Bonaventure	2-0	1-0	1-0	0-0	11/25/2008	12/05/2009	W • 105-53
Sam Houston State	1-0	1-0	0-0	0-0	11/30/1998		W • 80-67
Samford	25-6	20-3	5-3	0-0	02/11/1920	12/30/1991	W • 72-48
San Diego • USD	2-1	0-1	1-0	1-0	12/30/2008	12/23/2010	W • 69-52
San Jose State	1-1	0-0	0-0	1-1	12/27/1985	12/26/1986	L • 62-67
Santa Clara	3-0	1-0	1-0	1-0	03/17/1995	12/03/2005	W • 82-69 • OT
South Alabama • USA	12-1	9-0	3-1	0-0	12/01/1969	11/12/2011	W • 80-65
<b>South Carolina</b>	<b>21-14</b>	<b>11-4</b>	<b>8-8</b>	<b>2-2</b>	<b>01/25/1992</b>	<b>02/24/2018</b>	<b>W • 72-68 • OT</b>
South Carolina State	1-0	1-0	0-0	0-0	12/07/1999		W • 88-58
South Carolina Upstate • USC Upstate	0-1	0-0	0-0	0-1	12/20/2014		L • 53-51
South Florida • USF	3-0	1-0	0-0	2-0	12/10/1971	12/22/2013	W • 71-66
Southeast Missouri	1-0	1-0	0-0	0-0	12/08/1984		W • 63-56
Southeastern Louisiana	18-1	15-1	1-0	2-0	01/27/1958	12/13/2013	W • 68-62
Southern Cal • USC	1-0	0-0	1-0	0-0	12/30/1983		W • 57-55
Southern Illinois • Carbondale	2-2	0-0	1-0	1-2	12/07/1954	11/23/2007	L • 63-49
Southern Illinois • Edwardsville	1-0	1-0	0-0	0-0	01/02/1974		W • 86-81
Southern	0-1	0-1	0-0	0-0	11/16/2015		L • 76-72
Southern Miss • USM	16-4	6-0	5-1	5-3	12/18/1926	12/23/2017	W • 70-64
Stanford	1-1	0-0	0-0	1-1	12/21/1999	03/18/2005	W • 93-70
Stephen F. Austin • SFA	1-0	1-0	0-0	0-0	11/22/2017		W • 80-75
Stetson	1-0	1-0	0-0	0-0	01/06/1966		W • 87-76
Syracuse	0-3	0-0	0-0	0-3	12/29/1977	11/18/2004	L • 71-58
TCU	1-3	1-1	0-1	0-1	12/17/1988	11/29/2014	L • 61-52
<b>Tennessee</b>	<b>43-83</b>	<b>28-30</b>	<b>11-45</b>	<b>4-8</b>	<b>01/15/1924</b>	<b>03/09/2018</b>	<b>L • 62-59</b>
Tennessee State	1-0	1-0	0-0	0-0	11/12/2010		W • 75-65
Tennessee Tech	4-0	3-0	1-0	0-0	11/26/1990	11/26/1997	W • 83-57
Texas	3-5	2-0	1-1	0-4	12/30/1960	11/21/2012	L • 69-55
<b>Texas A&amp;M</b>	<b>5-6</b>	<b>2-2</b>	<b>1-3</b>	<b>2-1</b>	<b>12/20/1963</b>	<b>02/20/2018</b>	<b>W • 93-81</b>
Texas A&M-Corpus Christi	2-0	1-0	1-0	0-0	12/02/2006	12/21/2007	W • 95-70
Texas-El Paso • UTEP	1-0	0-0	0-0	1-0	11/20/2016		W • 61-54
Texas-Rio Grande Valley • UTRGV	2-0	2-0	0-0	0-0	11/18/1997	11/24/2009	W • 75-50
Texas-San Antonio • UTSA	1-0	1-0	0-0	0-0	12/04/2012		W • 53-42
Texas Southern	2-0	2-0	0-0	0-0	12/17/1996	12/02/2015	W • 86-73
Texas Tech	0-2	0-0	0-0	0-2	11/29/2008	11/20/2015	L • 74-72
Troy	9-1	9-0	0-1	0-0	12/02/1959	11/09/2012	L • 56-53
Tulane	55-39	27-12	24-26	4-1	02/09/1909	12/19/2015	W • 69-59
Tulsa	0-1	0-1	0-0	0-0	03/21/2001		L • 77-75
UAB	3-4	1-2	1-2	1-0	12/17/1982	12/06/2003	W • 86-84
UC Irvine	1-0	0-0	0-0	1-0	11/22/2007		W • 68-53
UCLA	1-1	0-0	0-0	1-1	03/23/1995	12/12/2009	W • 72-54
UNLV	0-2	0-0	0-1	0-1	12/30/1980	12/23/2013	L • 82-66
UT Martin	9-1	8-1	0-0	1-0	12/17/1980	12/16/2017	W • 92-61
Utah	1-0	0-0	0-0	1-0	03/19/1995		W • 78-64
<b>Utah State</b>	<b>2-1</b>	<b>2-0</b>	<b>0-1</b>	<b>0-0</b>	<b>12/31/2011</b>	<b>11/22/2014</b>	<b>W • 71-63</b>
Valparaiso • Valpo	0-1	0-0	0-0	0-1	11/26/1999		L • 68-59
<b>Vanderbilt</b>	<b>49-79</b>	<b>34-24</b>	<b>9-47</b>	<b>6-8</b>	<b>01/25/1922</b>	<b>02/14/2018</b>	<b>L • 81-80</b>
Vermont	1-0	0-0	0-0	1-0	12/30/1977		W • 79-50
Villanova	0-1	0-0	0-0	0-1	12/28/1993		L • 90-82
Virginia • UVA	2-1	0-0	0-0	2-1	02/25/1928	12/29/1988	W • 66-64
Virginia Commonwealth • VCU	1-0	0-0	0-0	1-0	03/14/1996		W • 58-51
Virginia Tech	2-7	1-1	0-4	1-2	12/30/1959	12/18/2010	L • 88-57
Wake Forest	1-3	0-0	0-0	1-3	12/19/1955	12/03/1996	L • 74-43
Washington	0-2	0-0	0-0	0-2	12/27/1967	03/19/2009	L • 71-58
Washington State	0-2	0-0	0-0	0-2	11/28/2008	12/22/2010	L • 83-57
West Virginia	1-1	1-0	0-0	0-1	03/27/2007	12/03/2011	W • 75-62
Western Carolina	1-0	1-0	0-0	0-0	11/14/2014		W • 66-56
Western Kentucky	3-3	2-0	1-2	0-1	01/22/1941	01/04/2010	L • 55-52
Wichita State	0-3	0-1	0-2	0-0	12/05/1967	12/10/1986	L • 61-48
Winthrop	0-1	0-1	0-0	0-0	11/18/2006		L • 74-63
<b>Wofford</b>	<b>First Meeting</b>						
<b>Wright State</b>	<b>1-0</b>	<b>1-0</b>	<b>0-0</b>	<b>0-0</b>	<b>12/16/2009</b>		<b>W • 80-69</b>
Wyoming	1-0	0-0	0-0	1-0	12/28/1994		W • 61-57
Xavier • Ohio	4-1	1-0	1-0	2-1	12/29/1962	12/18/2004	W • 80-74



SCHOOL	OVERALL	HOME	AWAY	NEUTRAL	FIRST	LAST	LAST
	W-L	W-L	W-L	W-L	MEETING	MEETING	GAME SCORE
Albany YMCA • Georgia	0-1	0-0	0-1	0-0	01/03/1925		L • 40-23
Alaska Fairbanks	1-0	0-0	1-0	0-0	11/21/1997		W • 66-64 • 20T
Amory Independents	1-0	1-0	0-0	0-0	01/12/1935		W • 58-21
Arkansas-Monticello	1-0	1-0	0-0	0-0	12/04/1962		W • 90-55
Atlanta Athletic Club • Georgia	1-1	0-0	1-1	0-0	02/05/1924	01/04/1925	L • 29-25
Auburn • Montgomery • Alabama	2-0	2-0	0-0	0-0	12/02/1978	11/27/1981	W • 68-43
Baylor Medical School • Texas	3-0	3-0	0-0	0-0	01/06/1922	12/18/1924	W • 30-15
Birmingham Athletic Club • Alabama	5-3	1-0	4-3	0-0	02/20/1920	02/12/1927	W • 38-33
Birmingham Boys Club • Alabama	0-2	0-2	0-0	0-0	12/16/1927	12/17/1927	L • 32-27
Birmingham YMCA • Alabama	0-1	0-0	0-1	0-0	12/22/1928		L • 32-18
Birmingham YMHA • Alabama	1-0	0-0	1-0	0-0	01/05/1926		W • 44-13
Birmingham-Southern College	8-0	6-0	2-0	0-0	01/09/1926	11/12/2004	W • 55-48
Biscayne College • Florida	1-0	1-0	0-0	0-0	11/26/1977		W • 95-78
Brownsville Athletic Club	1-0	1-0	0-0	0-0	01/22/1909		W • 75-0
Catholic University • Washington DC	1-0	0-0	1-0	0-0	01/13/1937		W • 41-28
Centenary	7-0	5-0	1-0	1-0	11/25/1989	12/22/2009	W • 88-51
Chevrolet All-Stars	0-1	0-0	0-1	0-0	12/23/1925		L • 26-17
Chicago College • Illinois	0-1	0-1	0-0	0-0	01/05/1920		L • 22-20
Christian Brothers • Tennessee	5-0	5-0	0-0	0-0	12/19/1962	12/07/1989	W • 86-51
Clayton State • Georgia	1-0	1-0	0-0	0-0	11/24/2014		W • 59-46
College of Memphis	2-0	2-0	0-0	0-0	01/29/1909	01/30/1909	W • 25-8
Columbus Athletic Club	2-0	1-0	1-0	0-0	01/01/1909	01/24/1909	W • 61-1
Columbus Air Force Base • Mississippi	4-0	2-0	2-0	0-0	01/25/1945	02/05/1946	W • 62-40
Cumberland • Tennessee	2-0	2-0	0-0	0-0	02/01/1916	02/02/1916	W • 42-8
Delta State	15-1	9-1	5-0	1-0	02/05/1935	12/13/1986	W • 68-56
Florida Tech	1-0	1-0	0-0	0-0	02/08/1994		W • 95-61
Fort Benning • Georgia	1-0	0-0	1-0	0-0	01/06/1925		W • 41-38
Hattiesburg YMCA • Mississippi	1-0	0-0	1-0	0-0	12/22/1924		W • 22-19
Illinois Wesleyan	1-0	1-0	0-0	0-0	11/29/1986		W • 83-78
Jonesboro YMCA • Arkansas	0-1	0-0	0-1	0-0	01/18/1919		L • 46-25
Kentucky Wesleyan College	1-0	1-0	0-0	0-0	11/27/1976		W • 89-49
Laurel YMCA • Mississippi	2-0	0-0	2-0	0-0	01/19/1916	12/23/1924	W • 30-25
Louisiana College	8-1	7-0	0-1	1-0	12/12/1959	12/01/1970	W • 73-54
Loyola • New Orleans • Louisiana	5-1	4-0	1-1	0-0	12/21/1926	12/14/1996	W • 98-32
Macan YMCA • Georgia	1-0	0-0	1-0	0-0	01/05/1925		W • 26-24
Mansfield • Pennsylvania	1-0	1-0	0-0	0-0	12/10/1977		W • 74-54
Maryville College • Tennessee	2-0	2-0	0-0	0-0	02/20/1913	02/21/1913	W • 35-18
Memphis YMCA • Tennessee	5-7	4-7	0-0	0-0	01/26/1916	01/05/1929	L • 27-26
Meridian All-Stars • Mississippi	3-0	0-0	3-0	0-0	12/19/1924	01/10/1930	W • 43-17
Meridian College • Mississippi	1-0	0-0	1-0	0-0	01/21/1920		W • 48-31
Mexico City YMCA	1-0	1-0	0-0	0-0	02/18/1937		W • 41-16
Millsaps College • Mississippi	16-2	11-2	4-0	1-0	02/12/1912	01/27/1940	W • 38-28
Mississippi College	54-21	35-10	17-10	2-1	02/05/1909	12/06/1986	W • 86-68
Missouri Western State	1-0	1-0	0-0	0-0	01/27/1976		W • 87-71
Mobile YMCA • Alabama	1-1	0-0	1-1	0-0	01/22/1920	12/22/1926	W • 26-17
Nashville Ramblers • Tennessee	0-2	0-0	0-2	0-0	01/12/1924	12/20/1929	L • 26-14
New Orleans YMCA • Louisiana	0-1	0-0	0-1	0-0	12/10/1909		L • 22-20
North Georgia	1-0	1-0	0-0	0-0	12/09/2017		W • 95-62
Oglethorpe • Georgia	2-0	2-0	0-0	0-0	12/18/1935	12/19/1935	W • 47-26
Ouachita Baptist • Arkansas	1-0	1-0	0-0	0-0	12/10/1948		W • 61-45
Park Aviation Field • Tennessee	0-1	0-0	0-1	0-0	01/19/1919		L • 28-18
Pine Bluff YMCA • Arkansas	0-3	0-0	0-3	0-0	02/05/1921	12/29/1921	L • 26-25
Rhodes College • Tennessee	12-0	7-0	5-0	0-0	01/16/1934	12/06/1958	W • 91-46
Saint Paul's College • Louisiana	1-1	0-0	1-1	0-0	02/10/1915	02/11/1915	W • 32-22
Saint Stanislaus College • Mississippi	2-0	0-0	2-0	0-0	12/20/1924	12/20/1926	W • 31-15
Scranton • Pennsylvania	0-1	0-0	0-1	0-0	01/01/1938		L • 35-34
Sewanee • Tennessee	10-1	7-0	3-1	0-0	01/05/1927	12/08/1972	W • 83-65
Spring Hill College • College	2-0	2-0	0-0	0-0	01/08/1942	12/13/1960	W • 98-75
Tampa • Florida	2-0	1-0	1-0	0-0	02/01/1956	02/15/1957	W • 113-87
The Rail Lites • Tennessee	0-2	0-0	0-2	0-0	01/21/1928	12/21/1928	L • 44-20
Truman State • Missouri	2-0	2-0	0-0	0-0	12/09/1976	12/17/1992	W • 75-48
Union • Tennessee	12-0	10-0	2-0	0-0	02/16/1911	12/05/1960	W • 115-59
Washington • St. Louis • Missouri	0-1	0-0	0-1	0-0	12/06/1954		L • 66-44
Washington & Lee • Virginia	1-0	0-0	0-0	1-0	02/24/1928		W • 44-24
Western New Mexico	1-0	1-0	0-0	0-0	12/05/1987		W • 86-56



ALABAMA			DATE	RESULT	LOCATION	DATE	RESULT	LOCATION
DATE	RESULT	LOCATION						
02/06/1913	W • 26-21	Starkville	02/06/1946	L • 34-29	Starkville	01/28/1984	L • 74-57	Tuscaloosa
02/07/1913	W • 21-16	Starkville	02/23/1946	L • 48-40	Tuscaloosa	02/26/1984	W • 74-70	Starkville
02/13/1914	L • 42-31	Starkville	01/30/1947	L • 56-42	Tuscaloosa	01/03/1985	W • 71-67	Tuscaloosa
02/14/1914	L • 42-26	Starkville	02/22/1947	W • 37-24	Starkville	02/02/1985	W • 48-46	Starkville
02/05/1915	W • 35-28	Starkville	01/30/1948	W • 32-31	Starkville	03/07/1985	L • 42-31	Birmingham, AL
02/06/1915	W • 33-21	Starkville	02/19/1948	L • 55-47	Tuscaloosa	01/02/1986	L • 71-62 • OT	Starkville
02/19/1915	L • 28-25	Tuscaloosa	02/08/1949	L • 50-45	Tuscaloosa	02/01/1986	L • 72-54	Tuscaloosa
02/20/1915	L • 31-21	Tuscaloosa	02/22/1949	L • 43-31	Starkville	03/07/1986	L • 77-65	Lexington, KY
02/04/1916	L • 26-12	Tuscaloosa	12/17/1949	W • 47-44	Starkville	01/03/1987	L • 64-49	Tuscaloosa
02/05/1916	L • 32-22	Tuscaloosa	02/08/1950	L • 58-38	Tuscaloosa	02/04/1987	L • 76-55	Starkville
02/18/1916	W • 28-21	Starkville	02/05/1951	L • 75-69	Tuscaloosa	01/09/1988	W • 59-56	Starkville
02/19/1916	W • 37-23	Starkville	02/16/1952	L • 63-61	Starkville	02/10/1988	L • 61-48	Tuscaloosa
02/19/1920	W • 23-10	Starkville	02/02/1953	L • 70-58	Tuscaloosa	01/14/1989	L • 97-80	Tuscaloosa
02/09/1921	W • 25-18	Starkville	01/11/1954	L • 69-52	Starkville	02/15/1989	W • 61-57 • OT	Starkville
02/10/1921	W • 26-15	Starkville	01/10/1955	L • 99-73	Tuscaloosa	01/13/1990	L • 62-57	Starkville
02/17/1921	W • 23-16	Tuscaloosa	01/09/1956	L • 87-75	Starkville	02/13/1990	W • 86-74	Tuscaloosa
02/18/1921	W • 35-13	Tuscaloosa	01/07/1957	L • 83-78	Tuscaloosa	03/09/1990	L • 59-44	Orlando, FL
01/27/1922	L • 43-10	Tuscaloosa	01/06/1958	W • 46-42	Starkville	01/23/1991	W • 68-59	Starkville
01/28/1922	L • 30-11	Tuscaloosa	01/05/1959	W • 81-64	Tuscaloosa	02/23/1991	L • 97-72	Tuscaloosa
02/24/1923	W • 47-31	Starkville	01/04/1960	W • 85-56	Starkville	01/04/1992	L • 78-64	Starkville
01/07/1924	W • 29-23	Tuscaloosa	01/10/1961	W • 80-63	Tuscaloosa	02/26/1992	L • 79-69	Tuscaloosa
02/19/1924	L • 45-28	Starkville	01/17/1962	W • 67-40	Starkville	01/23/1993	W • 66-53	Starkville
01/31/1925	L • 36-28	Tuscaloosa	01/07/1963	L • 77-72 • OT	Tuscaloosa	03/06/1993	L • 92-80	Tuscaloosa
02/14/1925	L • 33-26	Starkville	01/06/1964	W • 69-56	Starkville	01/29/1994	L • 70-69	Tuscaloosa
02/22/1926	W • 34-21	Starkville	01/04/1965	W • 96-68	Starkville	03/02/1994	L • 60-49	Starkville
02/24/1926	W • 28-27	Tuscaloosa	01/11/1965	L • 95-83	Tuscaloosa	01/21/1995	L • 68-64	Tuscaloosa
02/15/1927	W • 40-24	Starkville	01/25/1966	L • 71-63	Starkville	03/04/1995	W • 71-67	Starkville
02/18/1927	L • 22-11	Tuscaloosa	02/26/1966	L • 77-76	Tuscaloosa	01/13/1996	L • 56-55	Starkville
02/12/1928	L • 29-28	Tuscaloosa	12/19/1966	W • 63-59	Starkville	02/24/1996	W • 73-65	Tuscaloosa
02/18/1928	W • 26-21	Starkville	01/23/1967	L • 91-74	Tuscaloosa	02/01/1997	W • 64-51	Starkville
02/23/1929	L • 30-28	Tuscaloosa	12/18/1967	L • 80-69	Tuscaloosa	03/01/1997	L • 78-49	Tuscaloosa
02/25/1929	W • 22-21	Starkville	01/22/1968	W • 72-69	Starkville	01/03/1998	W • 56-52	Tuscaloosa
02/21/1930	L • 26-22	Tuscaloosa	02/01/1969	W • 68-67 • OT	Starkville	02/25/1998	L • 85-70	Starkville
02/17/1932	L • 26-25	Starkville	03/05/1969	W • 67-60	Tuscaloosa	01/09/1999	W • 55-50	Tuscaloosa
02/22/1932	L • 30-23	Tuscaloosa	01/31/1970	L • 95-75	Tuscaloosa	02/03/1999	W • 79-50	Starkville
02/06/1933	L • 38-36	Starkville	02/28/1970	W • 87-77	Starkville	01/08/2000	L • 77-74 • OT	Tuscaloosa
02/20/1933	L • 41-16	Tuscaloosa	01/30/1971	W • 71-67 • OT	Starkville	03/04/2000	W • 92-70	Starkville
02/25/1933	W • 30-25	Atlanta	02/27/1971	L • 79-78 • 3OT	Tuscaloosa	01/13/2001	L • 72-59	Tuscaloosa
01/29/1934	L • 37-24	Starkville	02/05/1972	L • 77-71	Tuscaloosa	02/07/2001	W • 84-70	Starkville
02/16/1934	L • 29-28	Tuscaloosa	03/04/1972	W • 97-91 • OT	Starkville	01/19/2002	L • 85-73	Tuscaloosa
02/24/1934	L • 37-25	Atlanta	02/03/1973	L • 96-86	Tuscaloosa	02/09/2002	W • 76-62	Starkville
02/22/1935	L • 30-22	Tuscaloosa	03/03/1973	L • 92-87	Starkville	03/10/2002	W • 61-58	Atlanta, GA
02/23/1935	W • 45-41	Starkville	01/12/1974	L • 85-68	Tuscaloosa	01/15/2003	L • 68-62 • OT	Tuscaloosa
01/29/1936	W • 33-20	Starkville	02/11/1974	L • 76-74	Starkville	02/26/2003	W • 59-55	Starkville
02/24/1936	L • 54-19	Tuscaloosa	01/11/1975	L • 86-71	Starkville	02/21/2004	L • 77-73	Starkville
02/19/1937	L • 32-20	Starkville	02/10/1975	L • 83-68	Tuscaloosa	03/06/2004	W • 82-81 • OT	Tuscaloosa
02/20/1937	L • 38-25	Tuscaloosa	01/24/1976	L • 92-81	Tuscaloosa	01/18/2005	L • 98-49	Tuscaloosa
02/22/1938	L • 37-35	Tuscaloosa	02/21/1976	L • 65-61	Starkville	03/05/2005	L • 68-63	Starkville
02/26/1938	W • 44-37	Starkville	01/15/1977	L • 65-63	Starkville	01/28/2006	L • 65-59	Tuscaloosa
02/20/1939	L • 38-26	Starkville	02/12/1977	L • 73-69	Tuscaloosa	03/04/2006	W • 71-58	Starkville
02/27/1939	L • 49-36	Tuscaloosa	01/08/1978	L • 76-59	Tuscaloosa	02/07/2007	L • 80-79	Tuscaloosa
02/20/1940	L • 34-26	Tuscaloosa	02/04/1978	W • 69-60	Starkville	03/04/2007	W • 91-67	Starkville
02/23/1940	L • 34-33	Starkville	01/03/1979	L • 87-65	Tuscaloosa	01/19/2008	W • 66-56	Tuscaloosa
01/30/1941	W • 31-30	Starkville	01/27/1979	L • 68-67	Starkville	02/06/2008	W • 73-66	Starkville
02/21/1941	L • 32-28	Tuscaloosa	01/02/1980	W • 80-66	Starkville	03/14/2008	W • 69-69 • OT	Atlanta, GA
02/13/1942	L • 37-27	Tuscaloosa	01/30/1980	L • 80-68	Tuscaloosa	01/14/2009	W • 83-74	Starkville
02/19/1942	W • 33-32	Starkville	02/28/1980	L • 76-75	Birmingham	02/21/2009	L • 87-85 • 2OT	Tuscaloosa
02/16/1943	W • 49-41	Starkville	01/07/1981	L • 80-69	Starkville	01/23/2010	L • 62-57	Tuscaloosa
02/22/1943	L • 47-37	Tuscaloosa	02/04/1981	L • 91-79	Tuscaloosa	02/24/2010	W • 74-66	Starkville
02/05/1945	L • 55-36	Tuscaloosa	01/06/1982	L • 71-53	Starkville	01/08/2011	L • 75-57	Starkville
02/24/1945	L • 57-38	Starkville	02/03/1982	L • 66-63	Tuscaloosa	02/02/2011	L • 75-61	Tuscaloosa
			01/31/1983	W • 78-69	Starkville	01/14/2012	W • 56-52	Starkville
			02/26/1983	L • 83-58	Tuscaloosa	02/25/2012	L • 67-50	Tuscaloosa
			03/12/1983	L • 51-50	Birmingham, AL			





DATE	RESULT	LOCATION
01/16/2013	L • 75-43	Starkville
02/16/2013	L • 64-56	Tuscaloosa
01/15/2014	L • 80-61	Tuscaloosa
02/10/2015	L • 55-51	Starkville
02/02/2016	L • 82-80 • OT	Starkville
02/20/2016	W • 67-61	Tuscaloosa
01/03/2017	L • 68-58	Starkville
01/28/2017	L • 71-62	Tuscaloosa
03/09/2017	L • 75-55	Nashville, TN
01/20/2018	L • 68-62	Tuscaloosa
02/06/2018	W • 67-63	Starkville

**ARKANSAS**

**O • 28-33 H • 21-7 A • 6-21 N • 1-5**

DATE	RESULT	LOCATION
12/15/1951	W • 79-39	Starkville
12/13/1952	L • 102-71	Fayetteville
01/28/1965	L • 84-69	Jackson, MS
01/27/1966	L • 69-61	Little Rock, AR
12/11/1969	W • 76-74 • OT	Memphis, TN
12/17/1970	W • 69-67	Fayetteville
01/04/1972	W • 78-75	Starkville
12/04/1974	L • 75-72	Starkville
11/28/1977	L • 94-61	Little Rock, AR
01/15/1992	L • 99-78	Fayetteville
02/29/1992	L • 84-76	Starkville
01/27/1993	W • 80-76 • OT	Starkville
02/20/1993	L • 115-58	Fayetteville
01/19/1994	W • 72-71	Starkville
03/05/1994	L • 80-62	Fayetteville
01/11/1995	L • 79-74	Fayetteville
02/04/1995	W • 83-62	Starkville
01/20/1996	L • 80-68	Fayetteville
02/06/1996	W • 78-63	Starkville
01/21/1997	L • 98-64	Fayetteville
02/23/1997	W • 93-77	Starkville
01/07/1998	L • 83-70	Fayetteville
01/31/1998	L • 76-73	Starkville
01/13/1999	L • 61-59	Starkville
02/13/1999	L • 82-62	Fayetteville
03/06/1999	L • 84-79 • OT	Atlanta, GA
01/22/2000	L • 83-73	Fayetteville
02/12/2000	L • 87-81	Starkville
01/06/2001	W • 87-73	Starkville
02/03/2001	L • 83-72	Fayetteville
01/08/2002	L • 75-64	Fayetteville
02/27/2002	W • 89-83	Starkville
02/08/2003	W • 84-54	Starkville
03/01/2003	L • 53-51	Fayetteville
01/10/2004	W • 80-62	Starkville
02/14/2004	W • 77-70	Fayetteville
01/15/2005	W • 80-55	Starkville
03/01/2005	W • 57-55	Fayetteville
01/07/2006	W • 69-67	Starkville
03/01/2006	L • 80-70	Fayetteville
02/14/2007	W • 84-60	Starkville
02/28/2007	L • 67-58	Fayetteville
03/10/2007	L • 81-72	Atlanta, GA
01/30/2008	L • 78-58	Fayetteville
02/16/2008	W • 80-74	Starkville
01/10/2009	W • 70-56	Fayetteville
02/07/2009	W • 86-77	Starkville

DATE	RESULT	LOCATION
01/14/2010	W • 82-80	Starkville
01/28/2010	L • 67-62	Fayetteville
02/09/2011	W • 67-56	Starkville
03/02/2011	W • 88-78	Fayetteville
01/07/2012	L • 98-88	Fayetteville
03/03/2012	W • 79-59	Starkville
01/23/2013	L • 96-70	Fayetteville
02/22/2014	L • 73-59	Starkville
02/07/2015	L • 61-41	Fayetteville
02/21/2015	L • 65-61	Starkville
01/09/2016	L • 82-68	Fayetteville
02/09/2016	W • 78-46	Starkville
01/10/2017	W • 84-78	Fayetteville
01/02/2018	W • 78-75	Starkville

**AUBURN**

**O • 69-76 H • 43-26 A • 23-46 N • 3-4**

DATE	RESULT	LOCATION
01/22/1915	W • 44-16	Starkville
01/23/1915	W • 32-11	Starkville
02/22/1915	L • 19-18	Auburn
02/23/1915	L • 21-17	Auburn
01/10/1927	W • 34-31	Auburn
01/11/1927	L • 27-24	Auburn
02/27/1928	L • 42-34	Atlanta, GA
02/05/1941	W • 48-44	Auburn
12/18/1941	L • 39-29	Starkville
02/14/1941	W • 41-40	Auburn
12/11/1942	W • 41-35	Starkville
12/12/1942	W • 36-26	Starkville
12/17/1942	W • 38-37	Auburn
12/18/1942	W • 44-40	Auburn
12/10/1945	L • 55-47	Auburn
12/11/1945	L • 37-26	Auburn
02/15/1945	L • 40-30	Starkville
02/16/1945	W • 39-31	Starkville
12/14/1946	W • 61-35	Starkville
12/06/1947	W • 49-35	Auburn
12/11/1948	W • 54-53	Auburn
01/18/1949	W • 47-43	Starkville
01/07/1950	L • 65-64	Starkville
02/01/1950	L • 65-60	Auburn
02/24/1951	L • 92-85	Auburn
01/18/1952	L • 68-61	Starkville
01/31/1953	L • 82-60	Auburn
01/02/1954	L • 76-75	Birmingham, AL
01/09/1954	W • 79-74	Starkville
01/08/1955	L • 79-58	Auburn
01/07/1956	L • 81-68	Starkville
01/05/1957	L • 86-66	Auburn
12/14/1957	W • 52-37	Birmingham, AL
01/04/1958	W • 70-42	Starkville
01/03/1959	L • 97-66	Auburn
01/02/1960	L • 64-48	Starkville
01/07/1961	W • 56-48	Auburn
01/06/1962	W • 51-48	Starkville
01/05/1963	W • 62-53	Auburn
01/04/1964	L • 64-63 • OT	Starkville
01/02/1965	L • 71-70	Starkville
01/03/1966	W • 83-72	Auburn
01/09/1967	W • 59-54 • OT	Starkville
02/13/1967	L • 68-57	Auburn

DATE	RESULT	LOCATION
01/08/1968	W • 66-62	Auburn
02/12/1968	L • 74-72	Starkville
12/16/1968	W • 65-59	Starkville
02/12/1969	L • 87-68	Auburn
12/15/1969	L • 94-66	Auburn
02/11/1970	L • 71-69 • OT	Starkville
12/14/1970	L • 73-70	Starkville
02/10/1971	L • 92-68	Auburn
12/13/1971	L • 85-75	Auburn
02/21/1972	W • 62-60	Starkville
01/15/1973	L • 82-77	Auburn
02/19/1973	W • 94-87	Starkville
01/21/1974	L • 87-81	Starkville
02/23/1974	W • 67-60	Auburn
01/20/1975	L • 98-89	Auburn
02/22/1975	L • 78-74	Starkville
01/12/1976	L • 75-70	Auburn
02/09/1976	W • 75-74	Starkville
01/05/1977	W • 81-79	Auburn
03/07/1977	W • 89-75	Starkville
01/30/1978	L • 85-74	Auburn
02/27/1978	W • 83-82 • OT	Starkville
01/22/1979	W • 74-72	Auburn
02/19/1979	W • 73-66	Starkville
01/12/1980	L • 77-67	Auburn
02/09/1980	W • 76-72	Starkville
01/17/1981	W • 69-61	Starkville
02/14/1981	L • 66-55	Auburn
01/16/1982	L • 62-49	Auburn
02/13/1982	W • 59-45	Starkville
03/03/1982	L • 38-36 • OT	Lexington, KY
01/03/1983	L • 77-66	Auburn
03/03/1983	W • 69-53	Starkville
12/22/1983	L • 73-55	Starkville
03/01/1984	L • 68-53	Auburn
01/02/1985	L • 62-53	Auburn
02/13/1985	W • 82-65	Starkville
01/11/1986	L • 72-56	Starkville
02/12/1986	L • 69-64	Auburn
03/06/1986	W • 65-63	Lexington, KY
01/10/1987	L • 66-52	Starkville
02/12/1987	L • 59-45	Auburn
01/16/1988	L • 65-57	Auburn
02/17/1988	L • 77-61	Starkville
01/11/1989	W • 69-56	Starkville
02/11/1989	L • 70-68	Auburn
01/10/1990	L • 93-71	Auburn
02/10/1990	L • 77-74	Starkville
01/26/1991	W • 84-64	Auburn
02/27/1991	W • 94-76	Starkville
01/29/1992	W • 75-72	Auburn
03/04/1992	W • 77-70	Starkville
01/03/1993	W • 77-71	Starkville
02/17/1993	L • 83-77	Auburn
01/12/1994	W • 91-86 • OT	Auburn
02/19/1994	L • 76-65	Starkville
02/11/1995	L • 70-69	Starkville
03/01/1995	L • 76-69	Auburn
02/04/1996	W • 78-75 • OT	Auburn
03/02/1996	W • 67-51	Starkville
03/08/1996	W • 69-58	New Orleans, LA
02/05/1997	L • 81-68	Auburn
02/26/1997	L • 68-64	Starkville



DATE	RESULT	LOCATION	DATE	RESULT	LOCATION	DATE	RESULT	LOCATION
01/28/1998	L • 69-66	Starkville	02/14/1959	W • 105-68	Gainesville	02/05/1994	L • 84-75	Gainesville
02/07/1998	L • 68-66 • OT	Auburn	02/15/1960	W • 81-75	Starkville	02/01/1995	W • 70-47	Starkville
01/27/1999	L • 64-54	Auburn	02/18/1961	L • 59-57	Gainesville	03/10/1995	L • 80-64	Atlanta, GA
02/27/1999	L • 76-73	Starkville	02/17/1962	W • 67-45	Starkville	01/06/1996	W • 69-66	Gainesville
01/16/2000	L • 51-45	Starkville	02/16/1963	L • 73-52	Gainesville	02/12/1997	L • 72-69	Starkville
01/29/2000	L • 73-57	Auburn	02/15/1964	W • 68-61	Starkville	02/04/1998	L • 82-78 • OT	Gainesville
01/31/2001	L • 60-56	Auburn	01/14/1965	L • 74-59	Starkville	01/30/1999	W • 66-63	Starkville
02/17/2001	W • 85-74	Starkville	02/13/1965	L • 68-51	Gainesville	02/11/2000	L • 88-58	Gainesville
01/30/2002	W • 72-64	Auburn	01/29/1966	W • 76-68	Starkville	01/10/2001	L • 81-80	Starkville
02/16/2002	W • 89-53	Starkville	02/14/1966	L • 78-74	Gainesville	02/02/2002	L • 76-48	Gainesville
02/19/2003	W • 63-46	Auburn	01/02/1967	L • 63-54	Gainesville	03/08/2002	W • 62-52	Atlanta, GA
03/08/2003	W • 67-45	Starkville	02/25/1967	L • 59-54	Starkville	01/07/2003	L • 74-66	Starkville
01/31/2004	W • 73-68	Auburn	12/28/1967	W • 66-65	Jacksonville, FL	01/21/2004	W • 79-68	Gainesville
03/02/2004	W • 105-91	Starkville	01/01/1968	W • 56-55	Starkville	02/01/2005	W • 71-57	Starkville
01/05/2005	W • 90-53	Starkville	02/24/1968	W • 71-67	Gainesville	03/11/2005	L • 80-64	Atlanta, GA
02/05/2005	L • 90-76	Auburn	01/29/1969	L • 70-64	Gainesville	01/11/2006	L • 75-60	Gainesville
02/04/2006	W • 71-53	Starkville	02/22/1969	L • 96-79	Starkville	01/24/2007	L • 70-67	Starkville
02/22/2006	L • 75-71	Auburn	01/24/2010	W • 79-77	Starkville	03/01/2008	W • 68-59	Gainesville
01/20/2007	W • 87-76	Starkville	02/21/1970	L • 87-70	Gainesville	03/04/2009	W • 80-71	Starkville
02/10/2007	W • 91-83	Auburn	01/14/1971	W • 72-58	Gainesville	02/06/2010	L • 69-62	Gainesville
02/09/2008	W • 83-64	Auburn	02/20/1971	W • 70-65	Starkville	03/12/2010	W • 75-69	Nashville, TN
02/27/2008	W • 89-78	Starkville	01/29/1972	W • 69-68	Starkville	01/29/2011	W • 71-64	Starkville
02/14/2009	L • 91-76	Auburn	02/26/1972	L • 88-80	Gainesville	01/28/2012	L • 69-57	Gainesville
02/28/2009	L • 76-58	Starkville	01/27/1973	L • 66-64	Gainesville	01/26/2013	L • 82-47	Starkville
02/13/2010	W • 85-75 • OT	Starkville	02/24/1973	W • 81-75	Starkville	02/09/2013	L • 83-58	Gainesville
03/03/2010	L • 89-80	Auburn	01/05/1974	W • 91-70	Starkville	01/30/2014	L • 62-51	Starkville
01/16/2011	W • 85-66	Starkville	02/04/1974	L • 78-75	Gainesville	01/10/2015	L • 74-70	Gainesville
02/12/2011	L • 65-62	Auburn	01/04/1975	L • 94-82	Gainesville	01/19/2016	L • 81-78	Gainesville
02/04/2012	W • 91-88	Starkville	02/03/1975	L • 107-104 • 2OT	Starkville	02/08/2017	L • 57-52	Starkville
02/18/2012	L • 65-55	Auburn	01/10/1976	L • 90-78	Gainesville	01/10/2018	L • 71-54	Gainesville
03/09/2013	W • 74-71 • OT	Starkville	02/07/1976	L • 78-71 • OT	Starkville			
01/22/2014	W • 82-74	Starkville	01/03/1977	L • 97-75	Gainesville			
02/15/2014	L • 92-82	Auburn	03/05/1977	L • 79-72	Starkville			
01/21/2015	W • 78-71	Auburn	01/28/1978	W • 78-74	Gainesville			
03/11/2015	L • 74-68	Nashville, TN	02/25/1978	W • 70-51	Starkville			
03/05/2016	W • 79-66	Starkville	01/02/1979	L • 77-75	Gainesville			
02/07/2017	L • 98-82	Auburn	02/17/1979	W • 80-64	Starkville			
01/13/2018	L • 76-68	Starkville	12/15/1979	W • 90-72	Gainesville			
			02/23/1980	W • 90-73	Starkville			
			12/06/1980	W • 89-68	Starkville			
			02/28/1981	L • 81-71	Gainesville			
			11/29/1981	L • 70-62	Gainesville			
			02/27/1982	W • 65-56	Starkville			
			01/05/1983	W • 62-60	Gainesville			
			03/05/1983	W • 73-62	Starkville			
			01/04/1984	L • 56-55	Starkville			
			03/03/1984	L • 60-59	Gainesville			
			01/30/1985	L • 72-57	Gainesville			
			03/02/1985	L • 63-59	Starkville			
			01/29/1986	L • 73-64	Starkville			
			03/01/1986	L • 76-58	Gainesville			
			01/07/1987	L • 100-56	Gainesville			
			02/07/1987	L • 84-56	Starkville			
			01/13/1988	L • 55-45	Starkville			
			02/13/1988	L • 69-52	Gainesville			
			01/21/1989	L • 81-57	Gainesville			
			02/22/1989	L • 78-69	Starkville			
			01/20/1990	W • 98-73	Starkville			
			02/21/1990	W • 79-54	Gainesville			
			01/19/1991	L • 85-82	Gainesville			
			02/20/1991	W • 81-67	Starkville			
			02/08/1992	L • 87-66	Gainesville			
			03/03/1993	W • 78-71	Starkville			

<b>FLORIDA</b>											
<b>O • 49-65</b>			<b>H • 33-22</b>			<b>A • 13-41</b>			<b>N • 3-2</b>		
DATE	RESULT	LOCATION	DATE	RESULT	LOCATION	DATE	RESULT	LOCATION	DATE	RESULT	LOCATION
01/10/1936	W • 53-31	Starkville									
01/11/1936	W • 36-22	Starkville									
01/08/1937	W • 27-25	Gainesville									
01/09/1937	W • 33-16	Gainesville									
12/20/1940	L • 53-50	Starkville									
02/16/1942	L • 48-47	Gainesville									
02/17/1942	W • 48-31	Gainesville									
12/14/1942	W • 43-36	Starkville									
12/15/1942	W • 33-29	Starkville									
12/13/1946	W • 55-24	Starkville									
12/08/1947	L • 53-47	Gainesville									
02/18/1949	L • 40-37	Starkville									
12/03/1949	L • 63-45	Starkville									
02/19/1951	L • 68-64	Gainesville									
02/06/1952	W • 72-58	Starkville									
12/19/1952	L • 79-75	Gainesville									
02/20/1954	W • 70-66	Starkville									
02/19/1955	L • 77-66	Gainesville									
02/08/1956	W • 84-74	Starkville									
02/16/1957	L • 89-80	Gainesville									
02/15/1958	W • 90-78	Starkville									

<b>GEORGIA</b>											
<b>O • 54-58</b>			<b>H • 32-18</b>			<b>A • 19-29</b>			<b>N • 3-11</b>		
DATE	RESULT	LOCATION	DATE	RESULT	LOCATION	DATE	RESULT	LOCATION	DATE	RESULT	LOCATION
02/26/1932	L • 48-26	Atlanta, GA									
02/28/1946	L • 45-44	Louisville, KY									
12/18/1948	L • 70-40	Athens									
12/19/1949	W • 51-40	Starkville									
02/17/1951	L • 57-49	Athens									
01/05/1952	W • 83-55	Starkville									
02/21/1953	L • 75-63	Athens									
02/22/1954	W • 75-60	Starkville									
01/07/1955	L • 90-75	Athens									
02/18/1956	W • 83-71	Starkville									
02/18/1957	W • 86-73	Athens									
02/17/1958	W • 92-77	Starkville									
02/16/1959	W • 76-56	Athens									
02/13/1960	L • 67-62 • OT	Starkville									
02/20/1961	W • 99-77	Athens									
02/19/1962	W • 83-74	Starkville									
02/18/1963	W • 86-75	Athens									
02/17/1964	L • 73-61	Starkville									
01/16/1965	W • 79-74	Starkville									
02/15/1965	L • 82-62	Athens									
01/31/1966	W • 58-54	Starkville									
02/12/1966	L • 83-71	Athens									
12/31/1966	W • 93-71	Athens									
01/07/1967	W • 92-63	Starkville									
01/06/1968	L • 72-69	Athens									
01/17/1968	L • 81-77	Starkville									
01/27/1969	W • 73-71	Athens									
02/24/1969	L • 95-80	Starkville									



DATE	RESULT	LOCATION	DATE	RESULT	LOCATION	DATE	RESULT	LOCATION
01/26/1970	L - 79-76	Starkville	01/24/2004	W - 71-58	Starkville	01/05/1970	L - 111-76	Lexington
02/23/1970	W - 86-77	Athens	02/23/2005	W - 76-62	Athens	02/09/1970	L - 86-57	Starkville
01/25/1971	W - 67-66 • OT	Athens	03/10/2005	W - 76-65	Atlanta, GA	01/04/1971	L - 79-71	Starkville
02/22/1971	W - 62-57	Starkville	02/25/2006	W - 83-68	Starkville	02/08/1971	L - 102-83	Lexington
02/01/1972	W - 62-58 • OT	Starkville	02/24/2007	L - 86-73	Athens	01/10/1972	L - 104-76	Lexington
02/28/1972	L - 87-82	Athens	01/12/2008	W - 60-49	Starkville	02/14/1972	L - 63-55	Starkville
01/29/1973	W - 90-84	Athens	03/15/2008	L - 64-60	Atlanta, GA	01/08/1973	L - 90-81	Starkville
02/26/1973	W - 72-68	Starkville	01/24/2009	W - 67-61	Athens	02/12/1973	L - 100-87 • OT	Lexington
01/19/1974	W - 76-56	Athens	03/12/2009	W - 79-60	Tampa, FL	02/02/1974	L - 82-70	Starkville
02/18/1974	W - 84-69	Starkville	01/16/2010	W - 72-69	Starkville	03/04/1974	L - 108-69	Lexington
01/18/1975	L - 67-65	Starkville	01/22/2011	L - 86-64	Athens	02/01/1975	L - 112-79	Lexington
02/17/1975	W - 77-71	Athens	02/11/2012	L - 70-68 • OT	Starkville	03/08/1975	L - 118-80	Starkville
01/31/1976	L - 85-73	Athens	03/08/2012	L - 71-61	New Orleans, LA	01/03/1976	W - 77-73	Starkville
02/28/1976	W - 90-79	Starkville	01/12/2013	W - 72-61	Athens	03/08/1976	L - 94-93 • OT	Lexington
01/22/1977	L - 82-73	Athens	02/12/2014	L - 75-55	Starkville	01/31/1977	L - 92-85	Starkville
02/19/1977	W - 98-69	Starkville	03/05/2014	L - 66-45	Athens	02/28/1977	L - 77-64	Lexington
01/14/1978	W - 57-44	Athens	01/24/2015	L - 72-66	Starkville	01/21/1978	L - 75-65	Starkville
02/11/1978	W - 68-45	Starkville	02/13/2016	L - 66-57	Starkville	02/18/1978	W - 58-56	Lexington
01/06/1979	L - 69-67	Athens	03/10/2016	L - 79-69	Nashville, TN	01/15/1979	W - 63-61	Starkville
02/03/1979	W - 86-62	Starkville	02/14/2017	L - 79-72	Athens	02/12/1979	L - 80-65	Lexington
02/28/1979	L - 75-72	Birmingham, AL	02/03/2018	W - 72-57	Starkville	01/23/1980	L - 89-67	Starkville
01/09/1980	W - 88-75	Starkville	<b>KENTUCKY</b>			02/20/1980	L - 71-65	Lexington
02/06/1980	W - 62-56	Athens	<b>O - 20-95 H - 12-35 A - 5-48 N - 3-12</b>			01/28/1981	L - 71-64	Lexington
01/14/1981	L - 66-64	Athens	<b>DATE</b>	<b>RESULT</b>	<b>LOCATION</b>	02/25/1981	L - 78-74	Starkville
02/11/1981	L - 68-65 • OT	Starkville	03/01/1921	L - 28-14	Atlanta, GA	01/27/1982	W - 56-51	Starkville
01/13/1982	L - 26-20	Starkville	01/26/1922	L - 28-21	Lexington	02/24/1982	L - 71-54	Lexington
02/10/1982	L - 71-49	Athens	01/04/1924	W - 17-16	Lexington	01/10/1983	L - 59-53 • OT	Starkville
01/17/1983	L - 75-59	Athens	03/02/1925	L - 31-26	Atlanta, GA	02/08/1983	L - 88-67	Lexington
02/15/1983	W - 73-64	Starkville	03/01/1926	W - 31-26	Atlanta, GA	01/11/1984	L - 51-42	Lexington
01/16/1984	L - 54-52	Starkville	02/02/1929	L - 25-23	Starkville	02/06/1984	L - 77-58	Starkville
02/13/1984	L - 69-45	Athens	02/03/1929	L - 32-14	Jackson, MS	01/16/1985	L - 58-57	Lexington
03/07/1984	L - 52-49	Nashville, TN	01/24/1930	L - 38-17	Lexington	02/16/1985	W - 82-69	Starkville
01/09/1985	W - 65-64	Starkville	01/25/1930	L - 20-14	Lexington	01/15/1986	L - 64-52	Starkville
02/09/1985	L - 79-74	Athens	02/28/1933	L - 46-27	Atlanta, GA	02/15/1986	L - 88-62	Lexington
01/08/1986	L - 72-55	Athens	02/29/1936	L - 41-39	Knoville, TN	01/12/1987	L - 57-49	Starkville
02/08/1986	L - 62-61	Starkville	02/13/1939	L - 39-28	Lexington	01/31/1987	L - 50-36	Lexington
01/17/1987	L - 48-41	Athens	02/11/1940	L - 45-37	Lexington	01/06/1988	L - 93-52	Lexington
02/18/1987	W - 64-63	Starkville	02/27/1943	L - 52-43	Louisville, KY	02/06/1988	L - 83-59	Starkville
01/23/1988	W - 80-72	Starkville	01/04/1950	L - 87-55	Owensboro, KY	02/01/1989	L - 73-61	Lexington
02/24/1988	L - 49-35	Athens	03/03/1950	L - 56-46	Louisville, KY	03/04/1989	W - 68-67	Starkville
03/10/1988	L - 64-43	Baton Rouge, LA	02/02/1951	L - 80-60	Starkville	12/04/1989	L - 102-97	Lexington
01/19/1989	W - 79-68	Starkville	03/01/1951	L - 92-70	Louisville, KY	01/31/1990	W - 87-86 • OT	Starkville
02/18/1989	W - 86-85 • OT	Athens	02/11/1952	L - 110-66	Lexington	01/09/1991	L - 89-70	Lexington
03/09/1989	L - 83-68	Knoxville, TN	02/15/1954	L - 81-49	Lexington	02/09/1991	W - 83-82	Starkville
01/17/1990	L - 83-69	Athens	02/07/1955	L - 61-56	Starkville	02/19/1992	L - 89-84	Starkville
02/17/1990	L - 82-74	Starkville	02/03/1956	L - 86-65	Lexington	02/03/1993	L - 87-63	Lexington
01/16/1991	L - 81-73	Starkville	02/11/1957	W - 89-81	Starkville	01/22/1994	L - 86-70	Starkville
02/16/1991	W - 70-64	Athens	02/10/1958	L - 72-62	Lexington	03/11/1994	L - 95-76	Memphis, TN
02/05/1992	W - 75-66	Starkville	02/09/1959	W - 66-58	Starkville	02/14/1995	W - 76-71	Lexington
01/09/1993	L - 86-73	Athens	02/08/1960	L - 90-59	Lexington	01/09/1996	L - 74-56	Starkville
03/11/1993	L - 87-56	Lexington, KY	02/13/1961	L - 68-62	Starkville	03/10/1996	W - 84-73	New Orleans, LA
01/15/1994	W - 67-60	Starkville	02/12/1962	W - 49-44	Starkville	01/07/1997	L - 90-61	Lexington
01/07/1995	W - 60-59	Athens	02/11/1963	W - 56-52	Starkville	01/10/1998	L - 77-71	Starkville
01/31/1996	W - 76-73	Starkville	02/10/1964	L - 65-59	Lexington	01/23/2000	L - 76-49	Lexington
03/09/1996	W - 86-68	New Orleans, LA	02/08/1965	L - 74-56	Lexington	02/29/2000	L - 73-61	Starkville
02/08/1997	L - 56-54	Athens	02/19/1966	L - 73-69	Starkville	02/10/2001	L - 76-57	Lexington
01/21/1998	W - 69-64	Starkville	02/11/1967	W - 77-72 • OT	Lexington	01/05/2002	W - 74-69 • OT	Starkville
03/05/1998	L - 79-76	Atlanta, GA	02/18/1967	L - 103-74	Starkville	02/23/2003	L - 70-62	Lexington
01/06/1999	L - 63-60	Athens	02/10/1968	L - 92-84	Starkville	03/16/2003	L - 64-57	New Orleans, LA
01/05/2000	W - 71-59	Starkville	02/17/1968	L - 107-81	Lexington	01/13/2004	L - 67-66	Starkville
02/28/2001	L - 94-73	Athens	01/06/1969	L - 91-72	Starkville	02/19/2005	L - 94-78	Lexington
02/06/2002	L - 86-68	Starkville	02/10/1969	L - 91-69	Lexington	02/01/2006	L - 81-66	Starkville
02/01/2003	L - 67-63	Athens						



DATE	RESULT	LOCATION
01/13/2007	L - 64-60	Lexington
03/09/2007	W - 84-82 • OT	Atlanta, GA
01/15/2008	W - 69-64	Starkville
02/03/2009	W - 66-57	Lexington
02/16/2010	L - 81-75 • OT	Starkville
03/14/2010	L - 75-74 • OT	Nashville, TN
02/15/2011	L - 85-79	Lexington
02/21/2012	L - 73-64	Starkville
02/27/2013	L - 85-55	Lexington
01/08/2014	L - 85-63	Lexington
02/08/2014	L - 69-59	Starkville
02/25/2015	L - 74-56	Starkville
01/12/2016	L - 80-74	Lexington
01/17/2017	L - 88-81	Starkville
01/23/2018	L - 78-65	Lexington

**LSU****O • 102-110 H • 60-38 A • 36-69 N • 6-3**

DATE	RESULT	LOCATION
02/06/1909	L - 18-12	Baton Rouge
02/08/1909	L - 14-10	Baton Rouge
02/07/1911	L - 33-17	Starkville
02/08/1911	L - 42-12	Starkville
02/06/1912	W - 22-16	Starkville
02/07/1912	W - 21-11	Starkville
02/12/1915	L - 24-12	Baton Rouge
02/13/1915	W - 15-14	Baton Rouge
01/22/1916	L - 31-21	Starkville
02/07/1916	W - 23-17	Starkville
01/26/1917	L - 36-28	Baton Rouge
01/27/1917	L - 38-17	Baton Rouge
01/24/1920	L - 27-12	Baton Rouge
01/16/1923	W - 36-25	Baton Rouge
01/17/1923	W - 35-20	Baton Rouge
02/13/1924	W - 34-29	Starkville
02/14/1924	W - 54-34	Starkville
02/03/1925	L - 24-17	Baton Rouge
01/27/1928	W - 46-26	Starkville
01/28/1928	W - 29-23	Starkville
02/04/1929	W - 26-16	Baton Rouge
02/05/1929	L - 39-29	Baton Rouge
02/01/1930	L - 30-24	Meridian, MI
01/18/1932	W - 29-28	Baton Rouge
01/19/1932	L - 40-15	Baton Rouge
01/25/1932	L - 30-26	Starkville
01/26/1932	L - 33-29	Starkville
01/11/1933	L - 32-28	Starkville
01/12/1933	L - 49-26	Starkville
01/17/1933	L - 45-40	Baton Rouge
01/18/1933	L - 37-33	Baton Rouge
01/09/1934	W - 47-46	Starkville
01/10/1934	L - 48-23	Starkville
02/08/1934	L - 54-39	Baton Rouge
02/09/1934	L - 61-30	Baton Rouge
02/13/1935	L - 67-31	Baton Rouge
02/14/1935	L - 46-39	Baton Rouge
01/13/1936	W - 49-38	Starkville
01/14/1936	L - 32-30	Starkville
02/10/1936	L - 43-37	Baton Rouge
02/11/1936	L - 45-40	Baton Rouge
01/16/1937	W - 53-36	Starkville
02/15/1937	L - 42-41	Baton Rouge
02/16/1937	W - 39-38	Baton Rouge

DATE	RESULT	LOCATION
02/31/1938	L - 38-33	Baton Rouge
01/01/1938	L - 31-22	Baton Rouge
02/14/1938	L - 66-44	Starkville
02/15/1938	W - 63-46	Starkville
01/30/1939	L - 48-32	Starkville
01/31/1939	W - 31-29	Starkville
02/03/1939	L - 47-45	Baton Rouge
02/04/1939	L - 54-33	Baton Rouge
01/13/1940	W - 49-37	Starkville
01/29/1940	L - 55-42	Baton Rouge
01/11/1941	W - 35-26	Starkville
02/08/1941	L - 39-37	Baton Rouge
01/10/1942	W - 43-41	Starkville
01/24/1942	L - 51-40	Baton Rouge
01/09/1943	W - 48-40	Starkville
01/20/1943	L - 61-40	Baton Rouge
01/15/1945	W - 47-39	Starkville
01/29/1945	L - 62-27	Baton Rouge
01/11/1946	L - 54-30	Starkville
02/08/1946	L - 73-31	Baton Rouge
01/11/1947	L - 61-57	Starkville
02/14/1947	L - 64-49	Baton Rouge
01/31/1948	W - 53-49	Starkville
02/13/1948	L - 65-40	Baton Rouge
01/10/1949	L - 64-40	Baton Rouge
01/28/1949	W - 48-42	Starkville
01/30/1950	W - 48-41	Starkville
02/17/1950	L - 68-58	Baton Rouge
12/15/1950	W - 94-69	Starkville
01/06/1951	L - 76-61	Baton Rouge
12/12/1951	W - 59-54	Starkville
01/14/1952	L - 103-78	Baton Rouge
02/28/1952	L - 77-44	Louisville, KY
01/10/1953	L - 75-55	Starkville
02/27/1953	L - 82-47	Baton Rouge
01/30/1954	L - 65-54	Baton Rouge
02/27/1954	L - 61-57	Starkville
01/29/1955	L - 67-63	Starkville
02/26/1955	W - 84-80	Baton Rouge
02/04/1956	W - 87-78	Baton Rouge
02/25/1956	L - 79-71	Starkville
02/01/1957	W - 81-72	Starkville
02/22/1957	W - 94-76	Baton Rouge
02/01/1958	W - 71-54	Baton Rouge
02/22/1958	W - 95-72	Starkville
01/31/1959	W - 78-71	Starkville
02/21/1959	W - 75-67	Baton Rouge
01/30/1960	W - 71-60	Baton Rouge
02/20/1960	L - 69-64	Starkville
02/04/1961	W - 77-61	Starkville
02/25/1961	W - 56-54	Baton Rouge
12/30/1961	W - 73-51	New Orleans, LA
02/03/1962	W - 87-66	Baton Rouge
02/24/1962	W - 58-48	Starkville
02/02/1963	W - 73-66	Starkville
02/23/1963	W - 99-64	Baton Rouge
01/31/1964	L - 87-71	Baton Rouge
02/21/1964	L - 63-60	Starkville
01/30/1965	W - 76-74	Starkville
02/20/1965	L - 94-75	Baton Rouge
01/10/1966	W - 74-71	Baton Rouge
02/05/1966	W - 66-61	Starkville

DATE	RESULT	LOCATION
12/17/1966	W - 98-84	Starkville
02/20/1967	W - 66-64	Baton Rouge
12/22/1967	L - 111-87	Baton Rouge
02/19/1968	L - 94-83	Starkville
02/03/1969	L - 95-71	Baton Rouge
03/03/1969	L - 99-89	Starkville
02/02/1970	L - 109-91	Baton Rouge
03/02/1970	L - 97-87	Starkville
02/01/1971	L - 90-71	Baton Rouge
03/01/1971	W - 78-70	Starkville
02/07/1972	L - 62-60	Baton Rouge
03/02/1972	W - 89-71	Starkville
02/05/1973	L - 84-78	Starkville
03/01/1973	L - 94-82	Baton Rouge
01/14/1974	W - 89-75	Starkville
02/16/1974	W - 87-84 • OT	Baton Rouge
01/13/1975	W - 93-84	Baton Rouge
02/15/1975	W - 79-71	Starkville
01/19/1976	W - 90-83	Starkville
02/16/1976	L - 80-69	Baton Rouge
01/12/1977	W - 80-77	Starkville
02/07/1977	L - 71-66	Baton Rouge
01/02/1978	W - 84-82 • OT	Starkville
03/04/1978	W - 68-67	Baton Rouge
02/08/1979	L - 52-48	Starkville
02/24/1979	W - 65-57	Baton Rouge
01/05/1980	L - 80-58	Baton Rouge
02/02/1980	L - 75-63	Starkville
01/10/1981	L - 81-69	Starkville
02/07/1981	L - 94-89	Baton Rouge
01/09/1982	L - 78-56	Baton Rouge
02/06/1982	L - 57-43	Starkville
01/24/1983	W - 80-65	Starkville
02/21/1983	L - 86-73	Baton Rouge
01/23/1984	L - 80-64	Baton Rouge
02/20/1984	L - 85-70	Starkville
01/05/1985	W - 83-69	Starkville
02/06/1985	L - 80-65	Baton Rouge
01/04/1986	L - 90-84	Baton Rouge
02/05/1986	L - 68-62	Starkville
01/25/1987	L - 52-50	Starkville
02/25/1987	L - 55-46	Baton Rouge
03/05/1987	L - 68-54	Atlanta, GA
01/30/1988	W - 49-47	Baton Rouge
03/02/1988	W - 62-60	Starkville
01/04/1989	W - 87-84	Baton Rouge
02/04/1989	W - 96-79	Starkville
01/04/1990	W - 87-80 • OT	Starkville
02/05/1990	L - 86-68	Baton Rouge
01/30/1991	W - 82-79	Baton Rouge
03/02/1991	W - 76-73	Starkville
01/18/1992	L - 83-70	Starkville
03/07/1992	L - 89-80	Baton Rouge
01/13/1993	L - 84-76 • OT	Starkville
02/10/1993	L - 92-66	Baton Rouge
01/26/1994	W - 66-52	Baton Rouge
02/26/1994	W - 86-66	Starkville
01/25/1995	W - 73-60	Starkville
02/08/1995	W - 67-61	Baton Rouge
01/03/1996	W - 77-64	Baton Rouge
02/21/1996	W - 88-77	Starkville
01/04/1997	W - 69-66	Starkville
01/29/1997	W - 68-60	Baton Rouge



DATE	RESULT	LOCATION	OLE MISS	DATE	RESULT	LOCATION	DATE	RESULT	LOCATION		
02/11/1998	W • 85-48	Starkville	<b>O • 143-115 H • 95-26 A • 43-84 N • 5-5</b>	02/02/1934	W • 41-25	Starkville	02/02/1934	W • 41-25	Starkville		
02/28/1998	W • 63-62	Baton Rouge	<b>DATE RESULT LOCATION</b>	02/03/1934	L • 29-22	Starkville	02/19/1934	W • 29-24	Oxford		
01/16/1999	W • 55-53	Starkville	02/25/1914	W • 68-15	Starkville	02/20/1934	L • 36-35	Oxford	02/08/1935	W • 55-37	Starkville
02/24/1999	L • 74-63	Baton Rouge	02/26/1914	W • 84-18	Starkville	02/09/1935	W • 61-31	Starkville	02/25/1935	L • 35-33	Oxford
02/02/2000	W • 68-66	Starkville	02/27/1914	W • 12-10	Oxford	02/26/1935	L • 40-38	Oxford	02/07/1936	L • 48-42	Starkville
02/26/2000	L • 71-66	Baton Rouge	02/28/1914	W • 20-8	Oxford	02/08/1936	W • 39-38	Starkville	02/20/1936	W • 51-43	Oxford
01/24/2001	L • 82-73	Starkville	01/27/1916	W • 28-9	Oxford	02/21/1936	W • 41-32	Oxford	02/09/1937	L • 40-36	Starkville
02/24/2001	W • 55-48	Baton Rouge	01/28/1916	W • 33-20	Oxford	02/10/1937	W • 43-34	Starkville	02/22/1937	L • 36-34	Oxford
01/26/2002	W • 84-61	Starkville	02/16/1917	W • 35-20	Starkville	02/23/1937	L • 50-42	Oxford	01/11/1938	L • 49-37	Meridian, MS
02/13/2002	L • 68-65 • OT	Baton Rouge	02/17/1917	W • 42-24	Starkville	01/12/1938	W • 58-45	Jackson, MS	02/04/1938	W • 43-41	Starkville
03/09/2002	W • 57-51	Atlanta, GA	02/23/1917	W • 42-25	Oxford	02/05/1938	L • 45-44	Starkville	02/18/1938	L • 70-38	Oxford
01/11/2003	L • 85-72	Baton Rouge	02/24/1917	L • 29-15	Oxford	02/19/1938	L • 59-45	Oxford	01/06/1939	L • 40-39	Meridian, MS
01/25/2003	W • 67-64	Starkville	02/07/1919	W • 33-23	Oxford	01/07/1939	W • 37-33	Jackson, MS	02/09/1939	L • 44-43	Oxford
03/15/2003	W • 76-61	New Orleans, LA	02/08/1919	W • 52-14	Oxford	02/10/1939	L • 33-30	Oxford	02/23/1939	W • 39-36	Starkville
01/17/2004	W • 64-54	Baton Rouge	02/06/1920	L • 23-10	Oxford	02/24/1939	W • 51-27	Starkville	02/05/1940	W • 50-46	Vicksburg, MS
02/25/2004	W • 84-58	Starkville	02/07/1920	W • 21-15	Oxford	02/06/1940	W • 47-35	Starkville	02/17/1940	L • 64-51	Oxford
01/29/2005	L • 69-62	Baton Rouge	02/27/1920	W • 49-13	Starkville	01/07/1941	L • 35-30	Oxford	01/08/1941	W • 30-23	Starkville
02/16/2005	L • 80-72	Starkville	02/28/1920	W • 30-12	Starkville	02/18/1941	L • 41-40	Oxford	02/19/1941	W • 33-20	Starkville
01/18/2006	L • 71-57	Starkville	01/21/1921	W • 33-12	Starkville	02/02/1942	L • 33-21	Starkville	02/04/1942	W • 52-37	Oxford
02/15/2006	L • 72-59	Baton Rouge	01/22/1921	W • 34-20	Starkville	02/21/1942	W • 37-30	Starkville	02/23/1942	W • 42-34	Oxford
02/03/2007	W • 85-78	Starkville	02/02/1921	L • 17-13	Oxford	02/12/1943	L • 52-51	Oxford	02/13/1943	W • 54-43	Oxford
02/17/2007	W • 56-50	Baton Rouge	02/03/1921	L • 23-13	Oxford	02/19/1943	W • 51-39	Starkville	02/20/1943	W • 46-45	Starkville
01/09/2008	W • 61-39	Baton Rouge	02/03/1922	W • 30-27	Oxford	02/09/1945	W • 44-37	Starkville	02/10/1945	L • 61-24	Starkville
03/08/2008	W • 84-75	Starkville	02/04/1922	W • 27-24	Oxford	02/15/1945	L • 41-36	Oxford	02/16/1945	L • 45-32	Oxford
01/21/2009	L • 81-57	Baton Rouge	02/17/1922	L • 27-25	Starkville	02/12/1946	L • 58-44	Oxford	02/13/1946	L • 45-40	Oxford
02/11/2009	L • 97-94 • 2OT	Starkville	02/18/1922	W • 48-17	Starkville	02/19/1946	W • 50-43	Starkville	02/20/1946	W • 54-34	Starkville
03/14/2009	W • 67-57	Tampa, FL	02/05/1923	W • 29-14	Starkville	01/15/1947	W • 53-31	Starkville	02/18/1947	L • 59-49	Oxford
01/30/2010	W • 67-51	Starkville	02/06/1923	W • 23-18	Starkville	02/06/1948	W • 47-43	Starkville	02/07/1948	W • 45-42	Starkville
02/20/2010	W • 60-59	Baton Rouge	02/12/1923	W • 28-26	Oxford	02/27/1948	L • 59-37	Oxford	02/28/1948	L • 63-46	Oxford
02/05/2011	W • 58-57	Baton Rouge	02/13/1923	L • 30-27	Oxford	12/17/1948	L • 69-61	Oxford	02/25/1949	L • 52-51	Starkville
02/23/2011	L • 84-82	Starkville	03/01/1923	W • 33-26	Atlanta, GA	01/18/1950	W • 64-60	Starkville	02/23/1950	L • 62-45	Oxford
01/25/2012	W • 76-71	Starkville	02/21/1924	L • 29-27	Oxford	02/23/1950	W • 71-67	Starkville	02/27/1951	L • 95-60	Oxford
02/14/2012	L • 69-67 • OT	Baton Rouge	02/03/1924	W • 47-42	Starkville						
02/02/2013	L • 69-68	Starkville	02/09/1925	W • 34-30	Starkville						
02/16/2013	L • 80-68	Baton Rouge	02/20/1925	W • 38-28	Oxford						
02/19/2014	L • 92-81	Baton Rouge	01/23/1926	L • 33-20	Oxford						
01/31/2015	W • 73-67	Starkville	02/04/1927	W • 36-22	Starkville						
02/06/2016	L • 88-77	Baton Rouge	02/05/1927	W • 30-24	Starkville						
01/07/2017	W • 95-78	Baton Rouge	02/07/1927	L • 31-28	Oxford						
03/04/2017	W • 88-76	Starkville	02/08/1927	L • 26-19	Oxford						
03/08/2017	W • 79-52	Nashville, TN	02/06/1928	W • 38-30	Oxford						
03/03/2018	L • 78-57	Baton Rouge	02/07/1928	W • 29-27	Oxford						
03/08/2018	W • 80-77	St. Louis, MO	02/20/1928	W • 45-34	Starkville						
			02/21/1928	W • 40-36	Starkville						
			02/08/1929	W • 32-30	Starkville						
			02/09/1929	W • 28-26	Starkville						
			02/15/1929	L • 37-21	Oxford						
			02/16/1929	L • 41-27	Oxford						
			02/07/1930	L • 30-26	Greenwood, MS						
			02/08/1930	L • 23-19	Greenwood, MS						
			02/11/1930	L • 38-31	Oxford						
			02/12/1930	W • 28-27	Oxford						
			02/05/1932	L • 37-19	Oxford						
			02/06/1932	L • 31-25	Oxford						
			02/19/1932	L • 35-25	Starkville						
			02/20/1932	L • 38-26	Starkville						
			02/10/1933	W • 40-36	Starkville						
			02/11/1933	W • 32-25	Starkville						
			02/17/1933	L • 50-49	Oxford						
			02/18/1933	L • 41-27	Oxford						

**MISSOURI**

**O • 6-5 H • 4-1 A • 2-4 N • 0-0**

DATE	RESULT	LOCATION
12/07/1974	L • 102-78	Columbia
01/02/2007	L • 83-75	Columbia
12/30/2007	W • 87-75	Starkville
02/13/2013	L • 78-36	Starkville
03/01/2014	L • 85-66	Columbia
02/14/2015	W • 77-74	Columbia
03/07/2015	W • 52-43	Starkville
01/30/2016	W • 76-62	Columbia
01/25/2017	W • 89-74	Starkville
01/27/2018	W • 74-62	Starkville
02/10/2018	L • 89-85 • OT	Columbia



DATE	RESULT	LOCATION	DATE	RESULT	LOCATION	DATE	RESULT	LOCATION
01/09/1952	L • 77-62	Oxford	01/22/1983	L • 67-61	Starkville	01/11/2014	W • 76-72	Starkville
02/26/1952	L • 73-61	Starkville	02/19/1983	L • 69-67 • OT	Oxford	01/25/2014	L • 82-63	Oxford
01/17/1953	W • 73-60	Starkville	01/21/1984	W • 64-56	Oxford	03/13/2014	L • 78-66	Atlanta, GA
03/07/1953	L • 62-46	Oxford	02/18/1984	W • 70-51	Starkville	01/28/2015	L • 79-73	Oxford
02/06/1954	L • 63-53	Oxford	01/19/1985	W • 61-44	Starkville	02/19/2015	L • 71-65	Starkville
03/06/1954	W • 65-59	Starkville	02/20/1985	L • 53-50	Oxford	01/23/2016	W • 83-77	Starkville
02/10/1955	L • 66-58	Starkville	01/18/1986	L • 57-56	Oxford	03/02/2016	L • 86-78	Oxford
03/05/1955	W • 60-56	Oxford	02/19/1986	W • 48-43	Starkville	01/31/2017	L • 88-61	Oxford
01-30/1956	W • 100-79	Oxford	01/14/1987	W • 63-62	Starkville	02/21/2017	L • 87-82 • OT	Starkville
03/01/1956	W • 82-74	Starkville	02/14/1987	L • 79-65	Oxford	01/06/2018	L • 64-58	Oxford
01/19/1957	W • 82-72	Starkville	01/20/1988	L • 61-52	Oxford	02/17/2018	W • 79-62	Starkville
02/28/1957	W • 81-73	Oxford	02/20/1988	W • 67-57	Starkville			
12/27/1957	W • 66-53	Starkville	01/25/1989	L • 75-654	Oxford			
01/18/1958	L • 67-62	Oxford	02/25/1989	W • 74-69	Starkville			
02/27/1958	W • 91-60	Starkville	01/24/1990	W • 104-102 • 4OT	Starkville			
01/17/1959	W • 87-58	Starkville	02/24/1990	L • 75-67	Oxford			
02/28/1959	W • 23-16	Oxford	01/06/1991	W • 84-80 • OT	Starkville			
01/16/1960	L • 67-60	Oxford	02/13/1991	W • 84-77	Oxford			
02/27/1960	W • 72-54	Starkville	01/11/1992	W • 84-72	Starkville			
01/21/1961	W • 63-40	Starkville	02/22/1992	L • 86-78	Oxford			
03/04/1961	L • 74-70	Oxford	01/20/1993	L • 69-53	Oxford			
01/20/1962	W • 61-57	Oxford	02/06/1993	L • 56-53	Starkville			
03/03/1962	W • 63-58	Starkville	01/09/1994	W • 81-69	Oxford			
01/19/1963	W • 78-64	Starkville	02/12/1994	W • 72-52	Starkville			
03/02/1963	W • 75-72	Oxford	01/14/1995	W • 94-52	Starkville			
01/18/1964	L • 77-75	Oxford	02/25/1995	W • 46-42	Oxford			
02/29/1964	L • 78-61	Starkville	01/17/1996	W • 53-47	Starkville			
01/23/1965	W • 101-72	Starkville	02/17/1996	L • 71-64	Oxford			
02/27/1965	W • 78-77 • OT	Oxford	01/15/1997	W • 75-64	Starkville			
02/16/1966	W • 90-74	Oxford	02/19/1997	L • 84-61	Oxford			
03/02/1966	W • 96-76	Starkville	01/24/1998	L • 81-77 • 2OT	Oxford			
02/01/1967	L • 71-70	Starkville	02/21/1998	L • 82-78	Starkville			
03/04/1967	L • 58-57	Oxford	01/20/1999	L • 81-68	Oxford			
01/31/1968	L • 63-53	Oxford	02/20/1999	W • 72-69	Starkville			
03/02/1968	W • 88-79	Starkville	01/12/2000	W • 61-59	Oxford			
01/10/1969	L • 67-60	Oxford	02/23/2000	W • 80-67	Starkville			
02/15/1969	W • 64-60	Starkville	01/21/2001	W • 79-69	Starkville			
01/09/1970	L • 58-57	Starkville	02/14/2001	L • 51-48	Oxford			
02/13/1970	L • 57-55	Oxford	01/12/2002	L • 66-59	Oxford			
01/08/1971	L • 83-74	Oxford	02/23/2002	W • 61-59	Starkville			
02/13/1971	W • 75-67	Starkville	01/29/2003	W • 58-57	Oxford			
01/15/1972	L • 68-66	Starkville	02/15/2003	W • 68-64 • OT	Starkville			
02/19/1972	L • 65-64	Oxford	03/14/2003	W • 73-64	New Orleans, LA			
01/13/1973	L • 74-61	Starkville	01/07/2004	W • 61-54	Oxford			
02/17/1973	L • 83-64	Oxford	02/07/2004	W • 80-56	Starkville			
01/28/1974	L • 72-67	Oxford	01/08/2005	W • 87-76	Oxford			
03/02/1974	W • 75-69 • OT	Starkville	02/26/2005	W • 71-68	Starkville			
01/27/1975	W • 100-80	Starkville	01/04/2006	L • 75-65	Oxford			
03/01/1975	W • 84-78	Oxford	02/18/2006	W • 84-55	Starkville			
01/17/1976	W • 65-54	Starkville	01/10/2007	W • 77-67	Starkville			
02/14/1976	W • 76-66	Oxford	01/30/2007	L • 85-73	Oxford			
01/08/1977	W • 85-49	Starkville	01/26/2008	W • 88-68	Starkville			
02/05/1977	L • 82-67	Oxford	02/20/2008	L • 74-63	Oxford			
01/04/1978	W • 73-48	Starkville	01/31/2009	L • 67-63	Starkville			
03/06/1978	L • 61-60	Oxford	03/07/2009	W • 82-80	Oxford			
01/11/1979	W • 101-92 • 2OT	Starkville	01/09/2010	W • 80-75	Oxford			
02/22/1979	W • 68-64	Oxford	02/11/2010	W • 71-63	Starkville			
01/19/1980	L • 75-64	Oxford	01/13/2011	W • 69-64	Oxford			
02/16/1980	L • 73-66	Starkville	02/19/2011	W • 71-58	Starkville			
01/24/1981	L • 59-52 • OT	Starkville	01/18/2012	L • 75-68	Oxford			
02/21/1981	L • 72-61	Oxford	02/09/2012	W • 70-60	Starkville			
01/23/1982	L • 54-30	Oxford	02/06/2013	L • 93-75	Oxford			
02/20/1982	L • 47-33	Starkville	03/02/2013	W • 73-67	Starkville			

SOUTH CAROLINA								
DATE	RESULT	LOCATION	DATE	RESULT	LOCATION	DATE	RESULT	LOCATION
01/25/1992	W • 60-57	Columbia						
02/13/1993	W • 83-63	Starkville						
02/23/1994	W • 73-72	Columbia						
01/03/1995	W • 71-56	Starkville						
01/24/1996	L • 77-69	Columbia						
01/11/1997	L • 73-65	Starkville						
02/14/1998	L • 76-65	Columbia						
01/02/1999	W • 66-60	Starkville						
02/16/2000	L • 68-67	Columbia						
03/03/2001	W • 77-73	Starkville						
03/08/2001	L • 69-62	Nashville, TN						
03/02/2002	W • 64-57	Columbia						
01/22/2003	W • 64-48	Starkville						
02/11/2004	W • 79-75 • OT	Columbia						
01/22/2005	W • 73-65	Starkville						
02/11/2006	L • 83-61	Columbia						
03/09/2006	L • 59-44	Nashville, TN						
01/27/2007	L • 66-63	Starkville						
02/23/2008	W • 61-56 • OT	Columbia						
02/18/2009	W • 75-70	Starkville						
03/13/2009	W • 82-68	Tampa, FL						
02/27/2010	W • 76-63	Columbia						
03/05/2011	W • 60-58	Starkville						
02/29/2012	W • 69-67 • OT	Columbia						
01/09/2013	W • 56-54	Starkville						
03/06/2013	L • 79-72	Columbia						
03/13/2013	W • 70-59	Nashville, TN						
03/08/2014	L • 74-62	Starkville						
02/28/2015	L • 81-68	Columbia						
01/26/2016	L • 84-74	Columbia						
02/27/2016	W • 68-58	Starkville						
02/11/2017	L • 77-73	Starkville						
02/28/2017	L • 63-57	Columbia						
01/31/2018	W • 81-76	Columbia						
02/24/2018	W • 72-68 • OT	Starkville						

TENNESSEE								
DATE	RESULT	LOCATION	DATE	RESULT	LOCATION	DATE	RESULT	LOCATION
01/15/1924	L • 20-17	Knoxville						
01/30/1924	W • 48-26	Starkville						
02/29/1924	W • 33-18	Atlanta, GA						
01/05/1938	W • 35-31	Knoxville						
01/08/1938	W • 34-31	Starkville						
03/03/1938	L • 41-34	Baton Rouge, LA						
01/14/1939	W • 24-23	Starkville						
02/14/1939	L • 42-30	Knoxville						





DATE	RESULT	LOCATION	DATE	RESULT	LOCATION	DATE	RESULT	LOCATION
01/24/1941	L 37-28	Knoxville	01/20/1982	L 54-44	Starkville	01/18/2014	W 81-72 • OT	Starkville
02/27/1941	L 35-29	Louisville, KY	02/17/1982	L 50-48	Knoxville	02/05/2014	L 72-52	College Station
02/27/1942	L 50-40	Louisville, KY	01/15/1983	W 75-74 • OT	Knoxville	01/13/2015	L 74-70	College Station
01/08/1943	L 35-33	Starkville	02/12/1983	W 75-66	Starkville	01/06/2016	L 61-60	Starkville
02/06/1943	L 42-36	Knoxville	01/14/1984	W 63-56 • OT	Starkville	02/24/2016	L 68-66	College Station
01/12/1945	L 41-26	Starkville	02/11/1984	L 45-42	Knoxville	01/14/2017	W 67-59	Starkville
02/03/1945	L 44-27	Knoxville	01/23/1985	W 82-66	Starkville	02/20/2018	W 93-81	College Station
01/16/1946	L 52-27	Starkville	02/23/1985	L 79-64	Knoxville			
02/11/1946	L 38-31	Knoxville	01/22/1986	L 69-51	Knoxville			
01/10/1947	L 35-34	Starkville	02/22/1986	W 57-49	Starkville			
02/01/1947	L 65-36	Knoxville	01/21/1987	L 74-61	Knoxville			
01/12/1948	L 64-57	Knoxville	02/21/1987	W 62-60	Starkville			
02/02/1948	L 47-46	Starkville	01/27/1988	L 63-48	Starkville			
03/04/1948	L 73-52	Louisville, KY	02/27/1988	L 64-62	Knoxville			
02/12/1949	L 63-58	Knoxville	01/07/1989	L 86-85	Starkville			
03/03/1949	L 73-46	Louisville, KY	02/08/1989	L 81-71	Knoxville			
01/23/1950	W 65-56	Starkville	01/06/1990	L 82-77	Knoxville			
02/12/1951	L 76-75	Starkville	02/07/1990	L 84-83 • OT	Starkville			
02/23/1952	L 78-69	Knoxville	01/02/1991	W 70-65	Starkville			
01/05/1953	W 65-63	Starkville	02/02/1991	W 95-68	Starkville			
02/13/1954	L 97-81	Knoxville	03/08/1991	L 87-70	Nashville, TN			
02/12/1955	L 93-67	Starkville	02/12/1992	W 94-76	Starkville			
02/11/1956	W 75-58	Knoxville	01/16/1993	L 92-75	Knoxville			
02/09/1957	W 97-90 • 2OT	Starkville	01/05/1994	W 80-66	Starkville			
02/07/1958	L 104-83	Knoxville	03/10/1994	W 73-69	Memphis, TN			
02/07/1959	W 52-45	Starkville	02/18/1995	W 60-52	Knoxville			
02/06/1960	L 48-38	Knoxville	01/27/1996	W 60-59	Starkville			
02/11/1961	W 72-67	Starkville	02/15/1997	L 54-53	Knoxville			
02/10/1962	W 91-67	Knoxville	02/17/1998	L 87-63	Starkville			
02/09/1963	W 63-59	Starkville	02/06/1999	W 88-82	Knoxville			
02/08/1964	L 82-58	Knoxville	03/05/1999	W 62-56	Atlanta, GA			
02/06/1965	L 77-57	Knoxville	02/06/2000	L 88-81	Starkville			
01/15/1966	W 75-74 • 2OT	Starkville	01/20/2001	L 84-79	Knoxville			
01/30/1967	L 67-45	Knoxville	01/16/2002	W 92-91 • OT	Starkville			
03/06/1967	L 78-76 • 3OT	Starkville	03/05/2003	L 59-49	Knoxville			
01/29/1968	L 65-57	Starkville	01/28/2004	W 82-60	Starkville			
03/04/1968	L 63-51	Knoxville	01/12/2005	L 64-63	Knoxville			
01/04/1969	W 58-57	Starkville	01/25/2006	L 88-65	Starkville			
02/08/1969	L 80-50	Knoxville	01/07/2007	L 92-84	Knoxville			
01/03/1970	L 58-56	Knoxville	02/01/2008	L 76-71	Starkville			
02/07/1970	L 72-60	Starkville	02/25/2009	L 81-76	Knoxville			
01/02/1971	W 69-67	Starkville	03/15/2009	W 64-61	Tampa, FL			
02/06/1971	L 88-65	Knoxville	03/06/2010	L 75-59	Starkville			
01/08/1972	L 82-49	Knoxville	02/26/2011	W 70-69	Knoxville			
02/12/1972	L 71-61	Starkville	01/01/2012	W 62-58	Starkville			
01/06/1973	L 86-67	Starkville	01/19/2013	L 72-57	Knoxville			
02/10/1973	L 93-76	Knoxville	03/14/2013	L 69-53	Nashville, TN			
01/26/1974	L 70-61	Knoxville	02/26/2014	L 75-68	Starkville			
02/25/1974	W 62-58	Starkville	01/07/2015	L 61-47	Starkville			
01/25/1975	L 97-87	Starkville	02/03/2015	W 71-66	Knoxville			
02/24/1975	L 109-83	Knoxville	01/16/2016	L 80-75	Starkville			
02/02/1976	L 75-66	Knoxville	01/21/2017	L 91-74	Knoxville			
03/01/1976	L 78-76	Starkville	02/04/2017	W 64-59	Starkville			
01/24/1977	L 68-59	Knoxville	02/27/2018	L 76-54	Starkville			
02/21/1977	L 76-68	Starkville	03/09/2018	L 62-59	St. Louis, MO			
01/16/1978	W 70-68	Knoxville						
02/13/1978	W 62-60	Starkville						
01/08/1979	W 72-62	Knoxville						
02/05/1979	W 90-84 • 2OT	Starkville						
01/17/1980	L 70-61	Starkville						
02/13/1980	L 85-73	Knoxville						
01/21/1981	L 81-57	Knoxville						
02/18/1981	L 73-70	Starkville						

TEXAS A&M		
DATE	RESULT	LOCATION
12/20/1963	L 58-54	Houston, TX
12/07/1966	W 62-49	Hattiesburg, MS
11/17/2011	W 69-60	New York City
01/30/2013	L 55-49 • OT	Starkville

VANDERBILT		
O • 49-79 H • 34-24 A • 9-47 N • 6-8		
DATE	RESULT	LOCATION
01/25/1922	L 22-18	Nashville
01/27/1923	L 34-27	Starkville
01/11/1924	L 24-23	Nashville
02/06/1925	W 29-20	Starkville
01/20/1926	W 36-27	Starkville
02/05/1926	L 21-20	Nashville
01/29/1927	L 36-34	Starkville
01/20/1928	W 44-38	Nashville
01/26/1929	W 47-32	Starkville
02/27/1933	W 48-36	Atlanta, GA
03/01/1939	L 73-40	Knoxville, TN
02/28/1940	L 46-36	Knoxville, TN
02/06/1942	L 41-38	Starkville
01/30/1943	W 45-40	Starkville
02/08/1943	L 45-35	Nashville
02/03/1947	L 66-44	Nashville
12/05/1948	W 51-45	Starkville
01/10/1948	L 51-48	Nashville
01/17/1949	L 35-29	Starkville
02/14/1949	L 90-43	Nashville
01/14/1950	L 62-50	Starkville
02/13/1950	L 85-50	Nashville
01/15/1951	L 63-60	Starkville
02/09/1952	L 86-61	Nashville
02/14/1953	W 82-75	Starkville
01/16/1954	L 79-69	Nashville
01/15/1955	L 72-52	Starkville
01/16/1956	L 69-49	Nashville
01/14/1957	W 63-62	Starkville
01/13/1958	L 74-62	Nashville
01/12/1959	W 83-65	Starkville
01/11/1960	L 79-72	Nashville
01/14/1961	W 74-65	Starkville
01/13/1962	L 100-86	Nashville
01/12/1963	W 58-55	Starkville
01/11/1964	L 90-56	Nashville
01/09/1965	L 94-70	Starkville
03/05/1966	W 92-90	Nashville
01/28/1967	L 79-64	Nashville
02/27/1967	W 74-71	Starkville
01/27/1968	L 90-69	Starkville
02/26/1968	L 84-73	Nashville
12/14/1969	L 102-87	Nashville
03/08/1969	L 120-83	Starkville
12/13/1970	L 93-79	Starkville
03/07/1970	L 78-72	Nashville
12/12/1970	L 86-73	Nashville
03/06/1971	W 81-73	Starkville
01/01/1972	W 76-69	Starkville
03/09/1972	L 104-82	Nashville
01/20/1973	L 75-69	Nashville
03/10/1973	L 74-70	Starkville



DATE	RESULT	LOCATION	DATE	RESULT	LOCATION
01/07/1974	L • 75-69	Nashville	02/03/2010	L • 75-72	Nashville
02/09/1974	L • 60-59	Starkville	03/13/2010	W • 62-52	Nashville • BA
01/06/1975	L • 96-85	Starkville	01/27/2011	L • 81-74	Starkville
02/08/1975	L • 76-72	Nashville	03/11/2011	L • 87-81	Atlanta, GA
01/05/1976	L • 71-66 • OT	Starkville	01/21/2012	W • 78-77 • OT	Nashville
03/06/1976	L • 76-75	Nashville	02/23/2013	L • 72-31	Starkville
01/29/1977	W • 102-77	Starkville	02/01/2014	L • 55-49	Nashville
02/26/1977	L • 68-66	Nashville	02/01/2014	L • 55-49	Nashville
01/23/1978	W • 79-73	Starkville	03/12/2014	W • 82-68	Atlanta, GA
02/20/1978	W • 55-48	Nashville	01/17/2015	W • 57-54	Starkville
01/13/1979	W • 74-68	Starkville	03/04/2015	L • 66-56	Nashville
02/10/1979	L • 70-68 • OT	Nashville	02/16/2016	W • 75-74	Starkville
12/06/1980	W • 110-106 • OT	Starkville	02/25/2017	L • 77-48	Nashville
01/26/1980	L • 92-74	Nashville	01/16/2018	W • 80-62	Starkville
01/03/1981	L • 79-61	Nashville	02/14/2018	L • 81-80	Nashville
01/31/1981	W • 69-68	Starkville			
03/04/1981	L • 71-58	Birmingham, AL			
01/02/1982	L • 66-53	Starkville			
01/30/1982	W • 33-31	Nashville			
01/08/1983	W • 64-48	Starkville			
02/05/1983	L • 63-60	Nashville			
03/11/1983	W • 76-61	Birmingham, AL			
01/07/1984	L • 67-54	Nashville			
02/02/1984	L • 57-54	Starkville			
01/26/1985	W • 71-70	Nashville			
02/27/1985	L • 81-71	Starkville			
01/25/1986	W • 64-60	Starkville			
02/26/1986	L • 77-65	Nashville			
03/05/1986	W • 62-54	Lexington, KY			
01/28/1987	L • 76-57	Starkville			
02/28/1987	L • 66-58	Nashville			
02/03/1988	L • 82-66	Nashville			
03/05/1988	W • 73-68	Starkville			
01/28/1989	L • 81-70	Starkville			
03/01/1989	L • 77-58	Nashville			
01/27/1990	L • 81-68	Nashville			
02/28/1990	W • 83-68	Starkville			
01/12/1991	W • 85-62	Starkville			
02/06/1991	L • 91-70	Nashville			
12/19/1992	W • 74-71	Nashville			
03/12/1992	L • 77-55	Birmingham, AL			
02/27/1993	L • 80-39	Starkville			
02/16/1994	L • 84-67	Nashville			
02/22/1995	W • 76-48	Starkville			
02/28/1996	L • 69-64	Nashville			
01/25/1997	W • 60-53	Starkville			
03/06/1997	L • 73-67 • OT	Memphis, TN			
01/17/1998	L • 77-73	Nashville			
02/10/1999	W • 67-62	Starkville			
03/04/1999	W • 76-58	Atlanta, GA			
02/09/2000	L • 65-64	Nashville			
03/09/2000	L • 76-53	Atlanta, GA			
02/21/2001	W • 80-63	Starkville			
02/20/2002	W • 66-43	Nashville			
02/05/2003	W • 82-60	Starkville			
02/28/2004	W • 72-69	Nashville			
03/21/2004	L • 74-70 • OT	Atlanta, GA			
02/12/2005	W • 60-54	Starkville			
01/21/2006	L • 80-52	Nashville			
02/21/2007	W • 83-70	Starkville			
03/05/2008	L • 86-85 • OT	Nashville			
01/17/2009	W • 73-66	Starkville			



**ALABAMA - BAMA LEADS 124-75**  
 Last MSU win: 67-63 (2017-18)  
 Last UA win: 68-62 (2017-18)  
 Current MSU win streak: 1  
 Biggest MSU win: 79-50 (1998-99)  
 Biggest UA win: 98-49 (2004-05)  
 Most MSU points: 97 (1971-72)  
 Most UA points: 99 (1954-55)

**AT STARKVILLE - MSU LEADS 57-39**  
 Last MSU win: 67-63 (2017-18)  
 Last UA win: 68-58 (2015-16)  
 Current MSU win streak: 1  
 Biggest MSU win: 79-50 (1998-99)  
 Biggest UA win: 75-43 (2012-13)  
 Most MSU points: 97 (1971-72)  
 Most UA points: 92 (1972-73)

**AT TUSCALOOSA - BAMA LEADS 78-15**  
 Last MSU win: 67-61 (2015-16)  
 Last UA win: 68-62 (2017-18)  
 Current UA win streak: 2  
 Biggest MSU win: 35-13 (1920-21)  
 Biggest UA win: 98-49 (2004-05)  
 Most MSU points: 86 (twice)  
 Most UA points: 99 (1954-55)

**AT NEUTRAL SITES - BAMA LEADS 7-3**  
 Last MSU win: 69-67 (2007-08)  
 Last UA win: 75-55 (2014-17)  
 Current UA win streak: 1  
 Biggest MSU win: 30-25 (1932-33)  
 Biggest UA win: 75-55 (2016-17)  
 Most MSU points: 75 (1979-80)  
 Most UA points: 77 (1985-86)

**ARKANSAS - UA LEADS 33-28**  
 Last MSU win: 78-75 (2017-18)  
 Last UA win: 82-687 (2015-16)  
 Current MSU win streak: 3  
 Biggest MSU win: 79-39 (1951-52)  
 Biggest UA win: 115-58 (1992-93)  
 Most MSU points: 93 (1996-97)  
 Most UA points: 115 (1992-93)

**AT STARKVILLE - MSU LEADS 21-7**  
 Last MSU win: 78-75 (2017-18)  
 Last UA win: 65-61 (2014-15)  
 Current MSU win streak: 2  
 Biggest MSU win: 79-39 (1951-52)  
 Biggest UA win: 84-76 (1991-92)  
 Most MSU points: 93 (1996-97)  
 Most UA points: 87 (1999-00)

**AT FAYETTEVILLE - UA LEADS 21-6**  
 Last MSU win: 84-78 (2016-17)  
 Last UA win: 82-68 (2015-16)  
 Current MSU win streak: 1  
 Biggest MSU win: 70-56 (2008-09)  
 Biggest UA win: 115-58 (1992-93)  
 Most MSU points: 88 (2011-12)  
 Most UA points: 115 (1992-93)

**AT NEUTRAL SITES - UA LEADS 5-1**  
 Last MSU win: 76-74 (1969-70)  
 Last UA win: 81-72 (2006-07)  
 Current UA win streak: 3  
 Biggest MSU win: 76-74 (1969-70)  
 Biggest UA win: 94-61 (1977-78)  
 Most MSU points: 79 (1998-99)  
 Most UA points: 94 (1977-78)

**AUBURN - AU LEADS 76-69**  
 Last MSU win: 79-66 (2015-16)  
 Last UA win: 76-68 (2017-18)  
 Current AU win streak: 2  
 Biggest MSU win: 90-53 (2004-05)  
 Biggest UA win: 97-66 (1958-59)  
 Most MSU points: 105 (2003-04)  
 Most AU points: 98 (1975 and 2017)

**AT STARKVILLE - MSU 43-26**  
 Last MSU win: 79-66 (2015-16)  
 Last UA win: 76-68 (2017-18)  
 Current AU win streak: 1  
 Biggest MSU win: 90-53 (2004-05)  
 Biggest UA win: 73-55 (1983-84)  
 Most MSU points: 105 (2003-04)  
 Most AU points: 91 (2003-04)

**AT AUBURN - AU LEADS 46-23**  
 Last MSU win: 78-71 (2014-15)  
 Last UA win: 92-82 (2013-14)  
 Current AU win streak: 1  
 Biggest MSU win: 84-64 (1990-91)  
 Biggest UA win: 97-66 (1958-59)  
 Most MSU points: 92 (2016-17)  
 Most AU points: 98 (1975 & 2017)

**AT NEUTRAL SITES - AU LEADS 4-3**  
 Last MSU win: 69-58 (1995-96)  
 Last UA win: 74-68 (2014-15)  
 Current AU win streak: 1  
 Biggest MSU win: 52-37 (1957-58)  
 Biggest UA win: 42-34 (1927-28)  
 Most MSU points: 75 (1953-54)  
 Most AU points: 78 (1953-54)

**FLORIDA - UF LEADS 65-49**  
 Last MSU win: 71-64 (2010-11)  
 Last UF win: 71-54 (2017-18)  
 Current UF win streak: 8  
 Biggest MSU win: 105-68 (1958-59)  
 Biggest UF win: 100-56 (1986-87)  
 Most MSU points: 105 (1958-59)  
 Most UF points: 107 (1974-75)

**AT STARKVILLE - MSU LEADS 33-22**  
 Last MSU win: 71-64 (2010-11)  
 Last UF win: 57-52 (2016-17)  
 Current UF win streak: 3  
 Biggest MSU win: 55-24 (1946-47)  
 Biggest UF win: 82-47 (2012-13)  
 Most MSU points: 104 (1974-75)  
 Most UF points: 107 (1974-75)

**AT GAINESVILLE - UF LEADS 41-13**  
 Last MSU win: 68-59 (2007-08)  
 Last UF win: 71-54 (2017-18)  
 Current UF win streak: 6  
 Biggest MSU win: 105-68 (1958-59)  
 Biggest UF win: 100-56 (1986-87)  
 Most MSU points: 105 (1958-59)  
 Most UF points: 100 (1986-87)

**AT NEUTRAL SITES - MSU LEADS 3-2**  
 Last MSU win: 75-69 (2009-10)  
 Last UF win: 80-64 (2004-05)  
 Current MSU win streak: 1  
 Biggest MSU win: 62-52 (2001-02)  
 Biggest UF win: 80-64 (twice)  
 Most MSU points: 75 (2009-10)  
 Most UF points: 80 (twice)

**GEORGIA - UGA LEADS 58-54**  
 Last MSU win: 72-57 (2017-18)  
 Last UGA win: 79-72 (2016-17)  
 Current MSU win streak: 1  
 Biggest MSU win: 98-69 (1976-77)  
 Biggest UGA win: 87-56 (1992-93)  
 Most MSU points: 99 (1960-61)  
 Most UG points: 95 (1968-69)

**AT STARKVILLE - MSU LEADS 32-18**  
 Last MSU win: 72-57 (2017-18)  
 Last UGA win: 66-57 (2015-16)  
 Current MSU win streak: 1  
 Biggest MSU win: 98-69 (1976-77)  
 Biggest UGA win: 86-68 (2001-02)  
 Most MSU points: 98 (1976-77)  
 Most UGA points: 95 (1968-69)

**AT ATHENS - UGA LEADS 29-19**  
 Last MSU win: 72-61 (2012-13)  
 Last UGA win: 79-72 (2016-17)  
 Current UGA win streak: 2  
 Biggest MSU win: 93-71 (1966-67)  
 Biggest UGA win: 70-40 (1948-49)  
 Most MSU points: 99 (1960-61)  
 Most UGA points: 94 (2000-01)

**AT NEUTRAL SITES - UGA LEADS 11-3**  
 Last MSU win: 79-60 (2008-09)  
 Last UGA win: 79-69 (2015-16)  
 Current UGA win streak: 2  
 Biggest MSU win: 79-60 (2008-09)  
 Biggest UGA win: 87-56 (1992-93)  
 Most MSU points: 86 (1995-96)  
 Most UGA points: 87 (1992-93)

**KENTUCKY - UK LEADS 95-20**  
 Last MSU win: 66-57 (2008-09)  
 Last UK win: 78-65 (2017-18)  
 Current UK win streak: 11  
 Biggest MSU win: 82-69 (1984-85)  
 Biggest UK win: 110-66 (1951-52)  
 Most MSU points: 97 (1989-90)  
 Most UK points: 118 (1974-75)

**AT STARKVILLE - UK LEADS 35-12**  
 Last MSU win: 69-64 (2007-08)  
 Last UK win: 88-81 (2016-17)  
 Current UK win streak: 5  
 Biggest MSU win: 82-69 (1984-85)  
 Biggest UK win: 118-80 (1974-75)  
 Most MSU points: 89 (1956-57)  
 Most UK points: 118 (1974-75)

**AT LEXINGTON - UK LEADS 48-5**  
 Last MSU win: 66-57 (2008-09)  
 Last UK win: 78-65 (2017-18)  
 Current UK win streak: 5  
 Biggest MSU win: 66-57 (2008-09)  
 Biggest UK win: 110-66 (1951-52)  
 Most MSU points: 97 (1989-90)  
 Most UK points: 112 (1974-75)

**AT NEUTRAL SITES - UK LEADS 12-3**  
 Last MSU win: 84-82 (2006-07)  
 Last UK win: 75-74 (2009-10)  
 Current UK win streak: 1  
 Biggest MSU win: 84-73 (1995-96)  
 Biggest UK win: 87-55 (1949-50)  
 Most MSU points: 84 (twice)  
 Most UK points: 95 (1993-94)



**LSU - LSU LEADS 110-102**  
 Last MSU win: 80-77 (2017-18)  
 Last LSU win: 78-57 (2017-18)  
 Current MSU win streak: 1  
 Biggest MSU win: 85-48 (1997-98)  
 Biggest LSU win: 73-31 (1945-46)  
 Most MSU points: 99 (1962-63)  
 Most LSU points: 111 (1967-68)

**AT STARKVILLE - LSU LEADS 60-38**  
 Last MSU win: 88-76 (2016-17)  
 Last LSU win: 69-68 (2012-13)  
 Current MSU win streak: 2  
 Biggest MSU win: 85-48 (1997-98)  
 Biggest LSU win: 42-12 (1910-11)  
 Most MSU points: 98 (1966-67)  
 Most LSU points: 99 (1968-69)

**AT BATON ROUGE - LSU LEADS 69-36**  
 Last MSU win: 95-78 (2010-11)  
 Last LSU win: 78-57 (2017-18)  
 Current LSU win streak: 1  
 Biggest MSU win: 99-64 (1962-63)  
 Biggest LSU win: 73-31 (1945-46)  
 Most MSU points: 99 (1962-63)  
 Most LSU points: 111 (1967-68)

**AT NEUTRAL SITES - MSU LEADS 6-3**  
 Last MSU win: 80-77 (2017-18)  
 Last LSU win: 68-54 (1986-87)  
 Current MSU win streak: 5  
 Biggest MSU win: 79-52 (2016-17)  
 Biggest LSU win: 77-44 (1951-52)  
 Most MSU points: 80 (2017-18)  
 Most LSU points: 77, twice (2018)

**MISSOURI - MSU LEADS 6-5**  
 Last MSU win: 74-62 (2017-18)  
 Last MU win: 89-85 (2017-18)  
 Current MU win streak: 1  
 Biggest MSU win: 89-74 (2016-17)  
 Biggest MU win: 78-36 (2012-13)  
 Most MSU points: 89 (2016-17)  
 Most MU points: 102 (1974-75)

**AT STARKVILLE - MSU LEADS 4-1**  
 Last MSU win: 74-62 (2017-18)  
 Last MU win: 78-36 (2012-13)  
 Current MSU win streak: 3  
 Biggest MSU win: 89-74 (2016-17)  
 Biggest MU win: 78-36 (2012-13)  
 Most MSU points: 89 (2016-17)  
 Most MU points: 78 (2012-13)

**AT COLUMBIA - MIZZOU LEADS 4-2**  
 Last MSU win: 76-62 (2015-16)  
 Last MU win: 89-85 (2017-18)  
 Current MU win streak: 1  
 Biggest MSU win: 76-62 (2015-16)  
 Biggest MU win: 102-78 (1974-75)  
 Most MSU points: 85 (2017-18)  
 Most MU points: 102 (1974-75)

**AT NEUTRAL SITES - TIED 0-0**  
 Last MSU win: NA  
 Last MU win: NA  
 Current MSU win streak: NA  
 Biggest MSU win: NA  
 Biggest MU win: NA  
 Most MSU points: NA  
 Most MU points: NA

**OLE MISS - MSU LEADS 143-115**  
 Last MSU win: 79-62 (2017-18)  
 Last UM win: 64-58 (2017-18)  
 Current MSU win streak: 1  
 Biggest MSU win: 84-18 (1913-14)  
 Biggest UM win: 95-60 (1950-51)  
 Most MSU points: 104 (1989-90)  
 Most UM points: 102 (1989-90)

**AT STARKVILLE - MSU LEADS 95-26**  
 Last MSU win: 79-62 (2017-18)  
 Last UM win: 87-82 (2016-17)  
 Current MSU win streak: 1  
 Biggest MSU win: 84-18 (1913-14)  
 Biggest UM win: 61-24 (1944-45)  
 Most MSU points: 104 (1989-90)  
 Most UM points: 102 (1989-90)

**AT OXFORD - OM LEADS 84-43**  
 Last MSU win: 69-64 (2010-11)  
 Last UM win: 64-58 (2017-18)  
 Current UM win streak: 7  
 Biggest MSU win: 52-14 (1918-19)  
 Biggest UM win: 95-60 (1950-51)  
 Most MSU points: 100 (1955-56)  
 Most UM points: 95 (1950-51)

**AT NEUTRAL SITES - TIED 5-5**  
 Last MSU win: 73-64 (2002-03)  
 Last UM win: 77-66 (2013-14)  
 Current UM win streak: 1  
 Biggest MSU win: 58-45 (1937-38)  
 Biggest UM win: 49-37 (1937-38)  
 Most MSU points: 73 (2002-03)  
 Most UM points: 64 (2002-03)

**SOUTH CAROLINA - MSU LEADS 21-14**  
 Last MSU win: 72-68 (2017-18)  
 Last USC win: 63-57 (2016-17)  
 Current MSU win streak: 2  
 Biggest MSU win: 83-63 (1992-93)  
 Biggest USC win: 83-61 (2005-06)  
 Most MSU points: 83 (1992-93)  
 Most USC points: 83 (2005-06)

**AT STARKVILLE - MSU LEADS 11-4**  
 Last MSU win: 72-68 (2017-18)  
 Last USC win: 77-73 (2016-17)  
 Current MSU win streak: 1  
 Biggest MSU win: 83-63 (1992-93)  
 Biggest USC win: 73-65 (1996-97)  
 Most MSU points: 83 (1992-93)  
 Most USC points: 74 (2013-14)

**AT COLUMBIA - TIED 8-8**  
 Last MSU win: 81-76 (2017-18)  
 Last USC win: 63-57 (2016-17)  
 Current MSU win streak: 1  
 Biggest MSU win: 76-63 (2009-10)  
 Biggest USC win: 83-61 (2005-06)  
 Most MSU points: 81 (2017-18)  
 Most USC points: 84 (2015-16)

**AT NEUTRAL SITES - TIED 2-2**  
 Last MSU win: 70-59 (2012-13)  
 Last USC win: 59-44 (2005-06)  
 Current MSU win streak: 2  
 Biggest MSU win: 82-68 (2008-09)  
 Biggest USC win: 59-44 (2005-06)  
 Most MSU points: 82 (2008-09)  
 Most USC points: 69 (2000-01)

**TENNESSEE - UT LEADS 83-43**  
 Last MSU win: 64-59 (2016-17)  
 Last UT win: 62-59 (2017-18)  
 Current UT win streak: 2  
 Biggest MSU win: 95-68 (1990-91)  
 Biggest UT win: 82-49 (1971-72)  
 Most MSU points: 97 (1956-57)  
 Most UT points: 109 (1974-75)

**AT STARKVILLE - UT LEADS 30-28**  
 Last MSU win: 64-59 (2016-17)  
 Last UT win: 76-54 (2017-18)  
 Current UT win streak: 1  
 Biggest MSU win: 95-68 (1990-91)  
 Biggest UT win: 93-67 (1954-55)  
 Most MSU points: 97 (1956-57)  
 Most UT points: 97 (1974-75)

**AT KNOXVILLE - UT LEADS 45-11**  
 Last MSU win: 71-66 (2014-15)  
 Last UT win: 91-74 (2016-17)  
 Current UT win streak: 1  
 Biggest MSU win: 91-67 (1961-62)  
 Biggest UT win: 82-49 (1971-72)  
 Most MSU points: 91 (1961-62)  
 Most UT points: 109 (1974-75)

**AT NEUTRAL SITES - UT LEADS 8-4**  
 Last MSU win: 64-61 (2008-09)  
 Last UT win: 62-59 (2017-18)  
 Current UT win streak: 2  
 Biggest MSU win: 33-18 (1923-24)  
 Biggest UT win: 73-46 (1948-49)  
 Most MSU points: 73 (1993-94)  
 Most UT points: 87 (1990-91)

**TEXAS A&M - A&M LEADS 6-5**  
 Last MSU win: 93-81 (2017-18)  
 Last A&M win: 68-66 (2015-16)  
 Current MSU win streak: 2  
 Biggest MSU win: 62-49 (1966-67)  
 Biggest A&M win: 72-52 (2013-14)  
 Most MSU points: 93 (2017-18)  
 Most A&M points: 81 (2011-18)

**AT STARKVILLE - TIED 2-2**  
 Last MSU win: 67-59 (2016-17)  
 Last A&M win: 61-60 (2014-15)  
 Current MSU win streak: 1  
 Biggest MSU win: 81-72 (2013-14)  
 Biggest A&M win: 55-49 (2012-13)  
 Most MSU points: 81 (2013-14)  
 Most A&M points: 72 (2013-14)

**AT COLLEGE STATION - A&M LEADS 3-1**  
 Last MSU win: 93-81 (2017-18)  
 Last A&M win: 68-66 (2015-16)  
 Current MSU win streak: 1  
 Biggest MSU win: NA  
 Biggest A&M win: 72-52 (2013-14)  
 Most MSU points: 93 (2017-18)  
 Most A&M points: 81 (2017-18)

**AT NEUTRAL SITES - MSU LEADS 2-1**  
 Last MSU win: 69-60 (2011-12)  
 Last A&M win: 58-54 (1963-64)  
 Current MSU win streak: 2  
 Biggest MSU win: 62-49 (1966-67)  
 Biggest A&M win: 58-54 (1963-64)  
 Most MSU points: 69 (2011-12)  
 Most A&M points: 60 (2011-12)

**VANDERBILT - VU LEADS 79-49**

Last MSU win: 80-62 (2017-18)

Last VU win: 81-80 (2017-18)

Current VU win streak: 1

Biggest MSU win: 76-48 (1994-95)

Biggest VU win: 90-43 (1948-49)

Most MSU points: 110 (1979-80)

Most VU points: 120 (1968-69)

**AT STARKVILLE - MSU LEADS 34-24**

Last MSU win: 80-62 (2017-18)

Last VU win: 72-31 (2012-13)

Current MSU win streak: 2

Biggest MSU win: 76-48 (1994-95)

Biggest VU win: 72-31 (2012-13)

Most MSU points: 110 (1979-80)

Most VU points: 120 (1968-69)

**AT NASHVILLE - VU LEADS 47-9**

Last MSU win: 78-77 (2011-12)

Last VU win: 81-80 (2017-18)

Current VU win streak: 4

Biggest MSU win: 66-43 (2001-02)

Biggest VU win: 90-43 (1948-49)

Most MSU points: 92 (1965-66)

Most VU points: 104 (1971-72)

**AT NEUTRAL SITES - VU LEADS 8-6**

Last MSU win: 82-68 (2013-14)

Last VU win: 87-81 (2010-11)

Current MSU win streak: 1

Biggest MSU win: 76-58 (1998-99)

Biggest VU win: 73-40 (1938-39)

Most MSU points: 82 (2013-14)

Most VU points: 87 (2010-11)



**AKRON**

O-0-2	H-0-1	A-0-0	N-0-1
DATE	RESULT	LOCATION	LOCATION
12/20/2005	L-83-72	Guaynabo, PR	
11/09/2011	L-68-58	Starkville	

**ALABAMA A&M**

O-4-1	H-4-1	A-0-0	N-0-0
DATE	RESULT	LOCATION	LOCATION
11/21/1999	W-89-67	Starkville	
11/30/2000	W-102-60	Starkville	
11/28/2001	W-70-45	Starkville	
12/02/2002	W-100-58	Starkville	
12/30/2012	L-59-57	Starkville	

**ALABAMA STATE**

O-4-0	H-4-0	A-0-0	N-0-0
DATE	RESULT	LOCATION	LOCATION
12/18/2006	W-74-59	Starkville	
12/06/2008	W-76-67	Starkville	
12/14/2010	W-67-46	Starkville	
11/10/2017	W-96-68	Starkville	

**ALASKA FAIRBANKS**

O-1-0	H-0-0	A-1-0	N-0-0
DATE	RESULT	LOCATION	LOCATION
11/21/1997	W-66-64+2OT	Fairbanks	

**ALCORN STATE**

O-3-2	H-2-1	A-0-0	N-1-1
DATE	RESULT	LOCATION	LOCATION
03/08/1979	L-80-78	Starkville	
12/01/1979	W-83-80	Biloxi, MS	
12/27/1979	L-82-75	Mobile, AL	
12/18/1990	W-120-65	Starkville	
11/27/2012	W-60-42	Starkville	

**APPALACHIAN STATE**

O-1-0	H-1-0	A-0-0	N-0-0
DATE	RESULT	LOCATION	LOCATION
11/19/2010	W-76-74	Starkville	

**ARIZONA**

O-2-2	H-0-0	A-1-0	N-1-2
DATE	RESULT	LOCATION	LOCATION
12/29/1970	L-77-75	Greenville, SC	
12/30/2000	W-75-74	Tucson	
12/05/2004	L-68-64	Anaheim, CA	
11/18/2011	W-67-57	New York City, NY	

**ARIZONA STATE**

O-0-1	H-0-0	A-0-0	N-0-1
DATE	RESULT	LOCATION	LOCATION
12/29/1987	L-70-69	Honolulu, HI	

**ARKANSAS-PINE BLUFF**

O-2-0	H-1-0	A-0-0	N-1-0
DATE	RESULT	LOCATION	LOCATION
11/17/1998	W-105-53	Jackson, MS	
11/23/1999	W-107-67	Starkville	

**ARKANSAS STATE**

O-9-3	H-6-1	A-3-2	N-0-0
DATE	RESULT	LOCATION	LOCATION
12/08/1950	L-67-61	Jonesboro	
12/08/1951	W-67-43	Starkville	
12/17/1951	W-64-63	Jonesboro	
12/16/1953	W-79-74	Jonesboro	
02/10/1954	W-74-71	Starkville	
12/14/1955	L-76-61	Jonesboro	
01/21/1956	W-86-78	Starkville	
12/08/1958	W-72-57	Jonesboro	
12/15/1958	W-98-71	Starkville	
12/08/2001	W-91-83	Starkville	
11/21/2005	W-68-63	Starkville	
12/17/2014	L-69-55	Starkville	

**AUSTIN PEAY**

O-1-1	H-1-0	A-0-1	N-0-0
DATE	RESULT	LOCATION	LOCATION
01/22/1992	L-103-97	Clarksville	
12/01/1992	W-80-73	Starkville	

**BALL STATE**

O-1-1	H-1-0	A-0-1	N-0-0
DATE	RESULT	LOCATION	LOCATION
12/08/1990	W-86-72	Starkville	
12/03/1991	L-81-52	Muncie	

**BAYLOR**

O-3-1	H-1-0	A-1-0	N-1-1
DATE	RESULT	LOCATION	LOCATION
12/08/1959	W-70-61+OT	Murray, KY	
03/15/1990	W-84-75	Starkville	
12/28/2011	L-54-52	Dallas, TX	
03/18/2018	W-78-77	Waco	

**BELMONT**

O-1-0	H-1-0	A-0-0	N-0-0
DATE	RESULT	LOCATION	LOCATION
11/25/1998	W-66-65	Starkville	

**BETHUNE-COOKMAN • BCU**

O-1-0	H-1-0	A-0-0	N-0-0
DATE	RESULT	LOCATION	LOCATION
11/21/2009	W-67-51	Starkville	

**BOISE STATE**

O-1-0	H-0-0	A-0-0	N-1-0
DATE	RESULT	LOCATION	LOCATION
11/18/2016	W-80-68	Charleston, SC	

**BOWLING GREEN**

O-1-1	H-0-0	A-0-0	N-1-1
DATE	RESULT	LOCATION	LOCATION
03/16/1963	W-65-60	East Lansing, MI	
12/30/1996	L-75-59	San Juan, PR	

**BRADLEY**

O-1-0	H-1-0	A-0-0	N-0-0
DATE	RESULT	LOCATION	LOCATION
03/17/2007	W-101-72	Starkville	

**BUTLER**

O-0-1	H-0-0	A-0-0	N-0-1
DATE	RESULT	LOCATION	LOCATION
03/21/2003	L-47-46	Birmingham, AL	

**BYU**

O-1-1	H-1-0	A-0-1	N-0-0
DATE	RESULT	LOCATION	LOCATION
12/06/1994	L-74-68+OT	Provo	
12/02/1996	W-79-74	Starkville	

**CALIFORNIA • CAL**

O-0-2	H-0-0	A-0-1	N-0-1
DATE	RESULT	LOCATION	LOCATION
12/09/1996	L-78-45	Landover, MD	
11/13/2000	L-83-76+OT	Berkeley	

**CENTRAL ARKANSAS • UCA**

O-2-0	H-1-0	A-0-0	N-1-0
DATE	RESULT	LOCATION	LOCATION
12/17/1956	W-102-80	Starkville	
12/22/2012	W-79-72	Jackson, MS	

**CENTRAL FLORIDA • UCF**

O-0-1	H-0-0	A-0-0	N-0-1
DATE	RESULT	LOCATION	LOCATION
11/17/2016	L-86-61	Charleston, SC	

**CHARLOTTE**

O-3-1	H-1-1	A-2-0	N-0-0
DATE	RESULT	LOCATION	LOCATION
12/06/1971	W-87-68	Charlotte	
11/23/2005	W-53-38	Charlotte	
11/29/2006	W-78-69	Starkville	
12/10/2008	L-70-64	Starkville	

**CHATTANOOGA**

O-6-4	H-3-2	A-2-2	N-1-0
DATE	RESULT	LOCATION	LOCATION
03/03/1923	W-33-31	Atlanta, GA	
01/18/1947	W-52-31	Starkville	
01/31/1947	W-58-52	Chattanooga	
12/05/1981	W-69-57	Starkville	
12/18/1982	L-62-54	Chattanooga	
12/17/1985	L-48-47	Starkville	
12/16/1986	L-66-51	Chattanooga	
11/30/1991	W-76-70	Chattanooga	
11/22/1991	L-85-73	Starkville	
11/19/2005	W-64-48	Starkville	

**CHICAGO STATE**

O-1-0	H-1-0	A-0-0	N-0-0
DATE	RESULT	LOCATION	LOCATION
12/04/1975	W-113-81	Starkville	

**CINCINNATI**

O-2-3	H-0-0	A-0-2	N-2-1
DATE	RESULT	LOCATION	LOCATION
11/30/1979	W-87-82	Biloxi, MS	
03/24/1996	W-73-63	Lexington, KY	
12/20/2001	L-90-56	Las Vegas, NV	
12/18/2008	L-75-63	Cincinnati	
12/12/2017	L-65-50	Cincinnati	





**CLEMSON**

O-0-3	H-0-1	A-0-1	N-0-1
DATE	RESULT	LOCATION	LOCATION
12/19/1981	L-59-32	Houston, TX	
11/21/2006	L-69-66	Clemson	
11/15/2007	L-84-82	Starkville	

**COLGATE**

O-1-0	H-0-0	A-0-0	N-1-0
DATE	RESULT	LOCATION	LOCATION
12/02/1994	W-80-76	Missoula, MT	

**COLLEGE OF CHARLESTON**

O-1-0	H-1-0	A-0-0	N-0-0
DATE	RESULT	LOCATION	LOCATION
12/01/1973	W-88-64	Starkville	

**COLORADO STATE**

O-0-1	H-0-0	A-0-1	N-0-0
DATE	RESULT	LOCATION	LOCATION
03/10/1999	L-69-56	Fort Collins	

**CONNECTICUT • UCONN**

O-2-1	H-0-0	A-0-1	N-2-0
DATE	RESULT	LOCATION	LOCATION
12/06/1974	W-89-87	Columbia, MO	
12/30/1989	L-84-68	Hartford	
03/22/1996	W-60-55	Lexington, KY	

**DAVIDSON**

O-1-1	H-0-0	A-0-0	N-1-1
DATE	RESULT	LOCATION	LOCATION
12/20/1955	W-89-82	Charlotte, NC	
12/29/1965	L-72-60	Charlotte, NC	

**DAYTON**

O-2-0	H-1-0	A-1-0	N-0-0
DATE	RESULT	LOCATION	LOCATION
12/19/1975	W-56-54	Dayton	
12/03/2017	W-61-59	Starkville	

**DELAWARE**

O-1-0	H-0-0	A-0-0	N-1-0
DATE	RESULT	LOCATION	LOCATION
12/29/1989	W-66-65	Hartford, CT	

**DENVER**

O-1-0	H-0-0	A-0-0	N-1-0
DATE	RESULT	LOCATION	LOCATION
12/28/1956	W-69-65	Evansville, IN	

**DEPAUL**

O-1-1	H-0-0	A-0-0	N-1-1
DATE	RESULT	LOCATION	LOCATION
12/28/1988	L-62-60	New Orleans, LA	
12/10/2009	W-76-45	Tampa, FL	

**DETROIT**

O-2-1	H-1-0	A-1-1	N-0-0
DATE	RESULT	LOCATION	LOCATION
12/27/1968	L-86-62	Detroit	
11/22/2010	W-82-76	Starkville	
12/17/2011	W-80-75	Detroit	

**DRAKE**

O-2-0	H-1-0	A-1-0	N-0-0
DATE	RESULT	LOCATION	LOCATION
12/22/1990	W-82-80 • OT	Des Moines	
12/10/1991	W-79-50	Starkville	

**DUKE**

O-2-1	H-0-0	A-2-0	N-0-1
DATE	RESULT	LOCATION	LOCATION
01/11/1937	W-33-29	Durham	
01/04/1938	W-25-23	Durham	
03/20/2005	L-63-55	Charlotte	

**EAST CAROLINA • ECU**

O-3-0	H-1-0	A-1-0	N-1-0
DATE	RESULT	LOCATION	LOCATION
12/29/1972	W-69-64	Monroe, LA	
12/20/1988	W-88-79	Starkville	
12/19/1989	W-72-63	Greenville	

**EAST TENNESSEE STATE**

O-1-3	H-1-2	A-0-1	N-0-0
DATE	RESULT	LOCATION	LOCATION
12/09/1987	W-86-59	Starkville	
12/06/1988	L-91-82	Johnson City	
12/11/2010	L-63-62	Starkville	
12/14/2016	L-67-65	Starkville	

**EASTERN KENTUCKY**

O-4-0	H-2-0	A-1-0	N-1-0
DATE	RESULT	LOCATION	LOCATION
12/11/1990	W-94-67	Starkville	
12/16/1991	W-87-68	Richmond	
12/22/1998	W-75-62	Oakland, CA	
11/07/2011	W-76-66	Starkville	

**EASTERN MICHIGAN**

O-1-1	H-0-0	A-0-0	N-1-1
DATE	RESULT	LOCATION	LOCATION
03/15/1991	L-76-56	Syracuse, NY	
12/22/1992	W-74-58	San Juan, PR	

**EASTERN WASHINGTON**

O-1-0	H-1-0	A-0-0	N-0-0
DATE	RESULT	LOCATION	LOCATION
11/13/2015	W-106-88	Starkville	

**EVANSVILLE**

O-1-1	H-1-0	A-0-1	N-0-0
DATE	RESULT	LOCATION	LOCATION
11/30/1974	W-90-69	Starkville	
12/17/1975	L-85-73	Evansville	

**FAIRLEIGH DICKINSON**

O-1-0	H-1-0	A-0-0	N-0-0
DATE	RESULT	LOCATION	LOCATION
11/22/2008	W-84-58	Starkville	

**FAIRFIELD**

O-1-0	H-0-0	A-0-0	N-1-0
DATE	RESULT	LOCATION	LOCATION
11/11/2004	W-53-49	Birmingham, AL	

**FLORIDA A&M • FAMU**

O-4-0	H-4-0	A-0-0	N-0-0
DATE	RESULT	LOCATION	LOCATION
11/19/2001	W-92-55	Starkville	
12/20/2004	W-104-80	Starkville	
12/17/2013	W-78-65	Starkville	
11/18/2017	W-79-48	Starkville	

**FLORIDA ATLANTIC • FAU**

O-2-1	H-2-1	A-0-0	N-0-0
DATE	RESULT	LOCATION	LOCATION
11/30/2010	L-61-59	Starkville	
12/13/2011	W-75-68	Starkville	
11/13/2012	W-78-58	Starkville	

**FLORIDA GULF COAST • FGCU**

O-1-0	H-1-0	A-0-0	N-0-0
DATE	RESULT	LOCATION	LOCATION
12/19/2013	W-66-53	Starkville	

**FLORIDA INTERNATIONAL • FIU**

O-2-0	H-1-0	A-0-0	N-1-0
DATE	RESULT	LOCATION	LOCATION
12/06/1982	W-102-66	Starkville	
12/20/1992	W-58-51	San Juan, PR	

**FLORIDA STATE • FSU**

O-5-5	H-4-1	A-0-3	N-1-1
DATE	RESULT	LOCATION	LOCATION
12/10/1951	W-75-47	Starkville	
12/20/1952	L-82-52	Tallahassee	
12/04/1953	W-87-75	Starkville	
01/19/1955	L-91-76	Starkville	
02/21/1955	L-102-86	Tallahassee	
12/21/1955	W-79-71 • OT	Charlotte, NC	
12/29/1998	L-69-58	Honolulu, HI	
03/20/2007	W-86-71	Starkville	
01/02/2015	W-62-55	Starkville	
12/16/2015	L-90-66	Tallahassee	

**FLORIDA TECH**

O-1-0	H-1-0	A-0-0	N-0-0
DATE	RESULT	LOCATION	LOCATION
02/08/1994	W-95-61	Starkville	

**FRESNO STATE**

O-1-1	H-0-0	A-0-1	N-1-0
DATE	RESULT	LOCATION	LOCATION
12/20/1980	L-58-45	Fresno	
12/31/1996	W-62-60	San Juan, PR	

**FURMAN**

O-4-0	H-1-0	A-1-0	N-2-0
DATE	RESULT	LOCATION	LOCATION
02/23/1920	W-69-26	Starkville	
02/25/1921	W-41-7	Atlanta, GA	
02/28/1923	W-47-23	Atlanta, GA	
12/28/1970	W-84-74	Greenville	

**GEORGE MASON**

O-1-1	H-1-0	A-0-1	N-0-0
DATE	RESULT	LOCATION	LOCATION
12/30/2005	W-63-61	Starkville	
12/30/2006	L-63-59	Fairfax	

**GEORGE WASHINGTON**

O-2-1	H-0-0	A-0-0	N-2-1
DATE	RESULT	LOCATION	LOCATION
12/28/1963	W • 89-81	Owensboro, KY	
12/14/1967	W • 70-55	Houston, TX	
12/08/1996	L • 57-36	Landover, MD	

**GEORGIA STATE**

O-3-0	H-1-0	A-1-0	N-1-0
DATE	RESULT	LOCATION	LOCATION
12/16/2001	W • 72-63	Atlanta	
12/18/2002	W • 78-54	Jackson, MS	
12/04/2016	W • 82-60	Starkville	

**GEORGIA TECH**

O-13-16	H-6-5	A-5-6	N-2-5
DATE	RESULT	LOCATION	LOCATION
02/25/1922	L • 34-30	Atlanta • N	
02/19/1923	W • 45-31	Starkville	
03/02/1923	W • 25-19	Atlanta • N	
02/02/1924	W • 40-32	Atlanta • A	
02/16/1924	W • 51-28	Starkville	
02/06/1926	W • 31-20	Atlanta • A	
02/25/1927	L • 40-24	Atlanta • N	
02/26/1937	L • 43-30	Knoxville, TN	
02/27/1943	W • 48-41	Louisville, KY	
03/01/1945	L • 60-33	Knoxville, TN	
02/27/1947	L • 65-52	Louisville, KY	
01/26/1951	L • 55-46	Starkville	
01/30/1952	L • 66-64	Atlanta • A	
02/09/1953	W • 66-62	Starkville	
01/14/1954	W • 75-74	Atlanta • A	
01/17/1955	L • 90-71	Starkville	
01/14/1956	L • 87-59	Atlanta • A	
01/12/1957	L • 80-77	Starkville	
01/11/1958	L • 78-61	Atlanta • A	
01/10/1959	W • 75-67	Starkville	
01/09/1960	L • 82-60	Atlanta • A	
01/16/1961	W • 62-61 • OT	Starkville	
01/15/1962	W • 57-56	Atlanta • A	
01/14/1963	W • 81-69	Starkville	
01/13/1964	L • 59-45	Atlanta • A	
12/09/1964	L • 83-65	Starkville	
01/25/1965	L • 75-73	Atlanta • A	
12/18/1973	W • 85-77	Atlanta • A	
12/19/1974	L • 64-61	Starkville	

**GREEN BAY**

O-1-0	H-1-0	A-0-0	N-0-0
DATE	RESULT	LOCATION	LOCATION
11/20/2017	W • 77-68	Starkville	

**GONZAGA**

O-0-1	H-0-0	A-0-0	N-0-1
DATE	RESULT	LOCATION	LOCATION
11/22/1997	L • 70-68	Fairbanks, AK	

**HAWAII**

O-2-2	H-0-0	A-1-1	N-1-1
DATE	RESULT	LOCATION	LOCATION
12/21/1968	L • 74-69	Lafayette, LA	
01/03/1973	W • 97-85	Mobile, AL	
12/27/1987	W • 68-55	Honolulu	
12/25/2010	L • 68-57	Honolulu	

**HOLY CROSS**

O-1-0	H-0-0	A-0-0	N-1-0
DATE	RESULT	LOCATION	LOCATION
12/21/2005	W • 76-75	Guaynabo, PR	

**HOUSTON**

O-2-5	H-1-1	A-1-3	N-0-1
DATE	RESULT	LOCATION	LOCATION
12/28/1962	L • 79-76 • OT	New Orleans, LA	
12/19/1963	L • 69-61	Houston	
12/18/1981	L • 96-49	Houston	
12/01/1982	L • 74-65	Houston	
11/30/1983	L • 68-62	Starkville	
01/03/2009	W • 82-65	Starkville	
12/19/2009	W • 70-64	Houston	

**HOUSTON BAPTIST**

O-1-0	H-1-0	A-0-0	N-0-0
DATE	RESULT	LOCATION	LOCATION
12/22/1973	W • 85-74	Starkville	

**IDAHO**

O-1-1	H-0-0	A-0-0	N-1-1
DATE	RESULT	LOCATION	LOCATION
12/29/1986	L • 70-67 • OT	Portland, OR	
12/29/1999	W • 86-81	Bozeman, MT	

**ILLINOIS-CHICAGO • UIC**

O-1-0	H-0-0	A-0-0	N-1-0
DATE	RESULT	LOCATION	LOCATION
12/22/2001	W • 77-74	Las Vegas, NV	

**INDIANA**

O-0-1	H-0-0	A-0-0	N-0-1
DATE	RESULT	LOCATION	LOCATION
12/28/1985	L • 74-43	Indianapolis, IN	

**INDIANA STATE**

O-1-1	H-1-0	A-0-1	N-0-0
DATE	RESULT	LOCATION	LOCATION
12/28/1974	L • 82-72	Terre Haute	
12/01/1975	W • 85-82	Starkville	

**IOWA**

O-0-2	H-0-0	A-0-1	N-0-1
DATE	RESULT	LOCATION	LOCATION
12/21/1979	L • 81-62	Dayton, OH	
12/05/1992	L • 69-54	Iowa City	

**IOWA STATE**

O-2-0	H-0-0	A-1-0	N-1-0
DATE	RESULT	LOCATION	LOCATION
12/18/1978	W • 80-70	Jackson, MS	
12/18/1979	W • 84-63	Ames	

**JACKSON STATE**

O-5-0	H-4-0	A-1-0	N-0-0
DATE	RESULT	LOCATION	LOCATION
11/27/1984	W • 77-46	Starkville	
11/30/1985	W • 77-62	Jackson	
12/04/2002	W • 71-56	Starkville	
03/16/2010	W • 81-57	Starkville	
11/27/2013	W • 58-56	Starkville	

**JACKSONVILLE**

O-4-0	H-3-0	A-1-0	N-0-0
DATE	RESULT	LOCATION	LOCATION
12/04/1990	W • 79-65	Jacksonville	
12/14/1991	W • 77-74	Starkville	
11/30/2002	W • 100-65	Starkville	
12/23/2014	W • 70-47	Starkville	

**JACKSONVILLE STATE**

O-5-0	H-2-0	A-1-0	N-2-0
DATE	RESULT	LOCATION	LOCATION
12/02/1998	W • 73-54	Starkville	
01/19/2000	W • 73-61	Jacksonville	
12/22/2004	W • 95-53	Jackson, MS	
12/15/2005	W • 104-80	Jackson, MS	
11/26/2017	W • 59-56	Starkville	

**JAMES MADISON • JMU**

O-1-1	H-0-1	A-1-0	N-0-0
DATE	RESULT	LOCATION	LOCATION
11/30/1996	L • 75-72	Starkville	
12/16/1997	W • 73-69	Harrisonburg	

**KANSAS STATE**

O-0-3	H-0-1	A-0-2	N-0-0
DATE	RESULT	LOCATION	LOCATION
12/05/1984	L • 67-58	Manhattan	
12/14/1985	L • 63-58	Starkville	
03/17/1994	L • 78-67	Manhattan	

**KENNESAW STATE**

O-1-0	H-1-0	A-0-0	N-0-0
DATE	RESULT	LOCATION	LOCATION
11/14/2013	W • 78-55	Starkville	

**LAFAYETTE COLLEGE**

O-1-0	H-0-0	A-0-0	N-1-0
DATE	RESULT	LOCATION	LOCATION
01/05/2008	W • 77-53	Jackson, MS	

**LEHIGH**

O-0-1	H-0-1	A-0-0	N-0-0
DATE	RESULT	LOCATION	LOCATION
11/25/2016	L • 87-73	Starkville	

**LIBERTY**

O-1-0	H-0-0	A-0-0	N-1-0
DATE	RESULT	LOCATION	LOCATION
12/19/2005	W • 78-67	Guaynabo, PR	

**LITTLE ROCK**

O-4-1	H-3-1	A-1-0	N-0-0
DATE	RESULT	LOCATION	LOCATION
12/09/1995	L • 70-68	Starkville	
11/21/2001	W • 93-81	Starkville	
01/03/2004	W • 68-58	Little Rock	
12/11/2004	W • 83-53	Starkville	
12/20/2017	W • 64-48	Starkville	

**LIU BROOKLYN**

O-1-0	H-0-0	A-0-0	N-1-0
DATE	RESULT	LOCATION	LOCATION
12/04/1992	W • 61-52	Iowa City, IA	



**LONG BEACH STATE**

O • 1-0	H • 0-0	A • 0-0	N • 1-0
DATE	RESULT	LOCATION	LOCATION
12/20/1975	W • 70-57	Dayton, OH	

**LOUISIANA-LAFAYETTE-ULL**

O • 11-4	H • 4-1	A • 3-1	N • 4-2
DATE	RESULT	LOCATION	LOCATION
12/04/1961	W • 88-61	Starkville	
12/04/1964	W • 74-73	Starkville	
12/13/1965	W • 88-73	Starkville	
12/20/1968	L • 81-70	Lafayette	
12/06/1975	W • 96-75	Starkville	
12/06/1976	W • 78-72	Lafayette	
12/19/1980	W • 75-71	Fresno, CA	
12/29/1982	W • 65-56	New Orleans, LA	
12/28/1986	L • 62-56	Portland, OR	
11/30/1991	W • 86-77 • OT	Lafayette	
12/21/1998	L • 60-58	Oakland, CA	
12/30/1998	W • 62-58	Honolulu, HI	
12/28/2000	W • 90-80	Tucson, AZ	
11/21/2001	W • 79-71	Lafayette	
11/23/2002	L • 79-76	Starkville	

**LOUISIANA-MONROE-ULM**

O • 13-2	H • 7-2	A • 4-0	N • 2-0
DATE	RESULT	LOCATION	LOCATION
01/27/1962	W • 89-79	Starkville	
12/08/1962	W • 79-56	Monroe	
12/01/1964	W • 72-71	Starkville	
12/02/1965	L • 78-72 • OT	Starkville	
12/01/1966	W • 81-70	Monroe	
12/05/1977	L • 89-78	Starkville	
11/24/1989	W • 75-68	Shreveport, LA	
01/25/1993	W • 75-67	Starkville	
12/21/1993	W • 73-67	Monroe	
12/10/1994	W • 70-56	Starkville	
12/19/1995	W • 66-60	Monroe	
12/15/2001	W • 104-67	Southaven, MS	
12/03/2003	W • 76-52	Starkville	
11/17/2008	W • 78-49	Starkville	
11/21/2011	W • 78-63	Starkville	

**LOUISIANA TECH**

O • 10-4	H • 7-1	A • 3-2	N • 0-1
DATE	RESULT	LOCATION	LOCATION
01/23/1948	L • 53-43	Starkville	
12/09/1959	L • 71-62	Jackson, MS	
12/08/1960	L • 61-60	Ruston	
12/06/1961	W • 81-58	Starkville	
12/06/1962	W • 80-61	Ruston	
12/02/1963	W • 105-61	Starkville	
12/12/1964	W • 82-78	Ruston	
12/11/1965	W • 82-70	Starkville	
12/10/1966	W • 90-73	Ruston	
12/06/1968	W • 83-73	Starkville	
12/06/1969	L • 78-71	Ruston	
12/05/2000	W • 68-63	Starkville	
12/07/2002	W • 78-38	Starkville	
11/10/2007	W • 75-45	Starkville	

**LOUISVILLE**

O • 2-3	H • 0-0	A • 2-2	N • 0-1
DATE	RESULT	LOCATION	LOCATION
12/11/1950	L • 87-53	Louisville	
12/08/1954	L • 113-64	Louisville	
12/29/1978	W • 80-73	Louisville	
12/30/1987	L • 86-62	Honolulu, HI	
03/20/2018	W • 79-56	Louisville	

**LOYOLA - CHICAGO**

O • 1-2	H • 1-0	A • 0-1	N • 0-1
DATE	RESULT	LOCATION	LOCATION
03/15/1963	L • 61-51	East Lansing, MI	
12/15/2012	L • 59-51	Chicago	
12/01/2013	W • 65-64 • OT	Starkville	

**LOYOLA MARYMOUNT**

O • 2-0	H • 1-0	A • 1-0	N • 0-0
DATE	RESULT	LOCATION	LOCATION
11/13/2006	W • 61-37	Starkville	
12/19/2007	W • 85-54	Los Angeles	

**MARQUETTE**

O • 0-1	H • 0-0	A • 0-0	N • 0-1
DATE	RESULT	LOCATION	LOCATION
11/20/2012	L • 89-62	Maui, HI	

**MARSHALL**

O • 0-1	H • 0-0	A • 0-1	N • 0-0
DATE	RESULT	LOCATION	LOCATION
12/17/1961	L • 95-69	Huntington	

**MARYLAND**

O • 3-0	H • 0-0	A • 0-0	N • 3-0
DATE	RESULT	LOCATION	LOCATION
02/26/1926	W • 22-19	Atlanta, GA	
12/29/1958	W • 56-45	New Orleans, LA	
12/29/1961	W • 64-62	New Orleans, LA	

**MARYLAND EASTERN SHORE**

O • 1-0	H • 1-0	A • 0-0	N • 0-0
DATE	RESULT	LOCATION	LOCATION
01/02/2014	W • 77-63	Starkville	

**MASSACHUSETTS - UMASS**

O • 0-1	H • 0-1	A • 0-0	N • 0-0
DATE	RESULT	LOCATION	LOCATION
03/13/2012	L • 101-96 • 2OT	Starkville	

**MCNEESE STATE**

O • 6-2	H • 4-1	A • 0-1	N • 2-0
DATE	RESULT	LOCATION	LOCATION
11/25/1985	L • 76-67	Lake Charles	
12/16/1987	W • 76-66	Jackson, MS	
11/18/2000	W • 83-74	Starkville	
03/15/2002	W • 70-58	Dallas, TX	
11/25/2002	W • 81-65	Starkville	
12/01/2003	W • 92-69	Starkville	
12/16/2006	W • 89-63	Starkville	
12/30/2014	L • 66-47	Starkville	

**MEMPHIS**

O • 11-13	H • 2-2	A • 7-7	N • 2-4
DATE	RESULT	LOCATION	LOCATION
02/07/1947	W • 51-38	Memphis	
12/06/1951	W • 60-58	Memphis	
02/04/1955	L • 94-68	Memphis	
01/27/1956	L • 105-73	Memphis	
12/05/1956	L • 89-78	Starkville	
01/26/1957	L • 86-83	Memphis	
12/11/1957	W • 56-54	Memphis	
12/30/1958	W • 73-55	New Orleans, LA	
01/29/1959	W • 53-52	Memphis	
12/19/1959	L • 79-62	Murray, KY	
12/19/1961	W • 83-71	Memphis	
12/15/1962	W • 77-66	Jackson, MS	
01/26/1963	L • 71-65	Memphis	
12/14/1963	L • 73-65	Jackson, MS	
01/25/1964	L • 81-66	Memphis	
02/07/1967	L • 61-53	Memphis	
12/11/1967	W • 71-66	Starkville	
12/10/1969	L • 83-74	Memphis	
12/07/1978	W • 93-64	Memphis	
12/07/1981	W • 48-47 • OT	Starkville	
12/10/1983	W • 50-49	Memphis	
12/29/1983	L • 43-42	Los Angeles, CA	
12/15/1984	L • 68-59	Starkville	
03/23/2008	L • 77-74	Little Rock, AR	

**MERCER**

O • 5-1	H • 4-0	A • 0-1	N • 1-0
DATE	RESULT	LOCATION	LOCATION
02/13/1913	W • 28-10	Starkville	
02/14/1913	W • 29-22	Starkville	
02/04/1924	L • 24-22	Macon	
01/30/1926	W • 35-30	Starkville	
12/12/1987	W • 66-50	Starkville	
12/10/1988	W • 74-63	Albany, GA	

**MIAMI - FLORIDA**

O • 2-3	H • 0-1	A • 1-0	N • 1-2
DATE	RESULT	LOCATION	LOCATION
12/13/1957	W • 66-63	Birmingham, AL	
12/28/1990	L • 74-67	West Palm Beach, FL	
12/11/2006	W • 70-52	Coral Gables	
12/13/2007	L • 64-58	Starkville	
11/19/2015	L • 105-79	San Juan, PR	

**MIAMI - OHIO**

O • 0-2	H • 0-0	A • 0-0	N • 0-2
DATE	RESULT	LOCATION	LOCATION
12/28/1968	L • 76-56	Detroit, MI	
11/25/2007	L • 67-60	Anaheim, CA	

**MICHIGAN STATE**

O • 0-1	H • 0-0	A • 0-0	N • 0-1
DATE	RESULT	LOCATION	LOCATION
01/02/1973	L • 90-82	Mobile, AL	

**MIDDLE TENNESSEE**

O • 1-0	H • 1-0	A • 0-0	N • 1-0
DATE	RESULT	LOCATION	LOCATION
12/09/1978	W • 85-50	Starkville	

**MISSISSIPPI VALLEY STATE**

O-5-0	H-5-0	A-0-0	N-0-0
DATE	RESULT	LOCATION	LOCATION
11/21/2000	W-93-58	Starkville	
03/13/2007	W-82-63	Starkville	
12/28/2009	W-73-45	Starkville	
11/19/2013	W-94-72	Starkville	
11/17/2014	W-89-68	Starkville	

**MISSOURI-KANSAS CITY • UMKC**

O-3-2	H-3-0	A-0-2	N-0-0
DATE	RESULT	LOCATION	LOCATION
02/23/1993	L-89-87 • OT	Kansas City	
02/02/1994	W-83-61	Starkville	
11/23/2004	W-82-64	Starkville	
12/12/2015	L-72-67	Kansas City	
12/29/2016	W-77-54	Starkville	

**MISSOURI STATE**

O-2-0	H-0-0	A-0-0	N-2-0
DATE	RESULT	LOCATION	LOCATION
11/23/1997	W-79-68	Fairbanks, AK	
11/22/2015	W-84-70	San Juan, PR	

**MONMOUTH**

O-1-0	H-0-0	A-0-0	N-1-0
DATE	RESULT	LOCATION	LOCATION
03/19/2004	W-85-52	Orlando, FL	

**MONTANA**

O-1-0	H-0-0	A-1-0	N-0-0
DATE	RESULT	LOCATION	LOCATION
12/03/1994	W-90-85 • 2OT	Missoula	

**MONTANA STATE**

O-1-2	H-1-0	A-0-1	N-0-1
DATE	RESULT	LOCATION	LOCATION
12/13/1967	L-81-73	Houston, TX	
12/30/1999	L-74-70	Bozeman	
12/09/2000	W-81-63	Starkville	

**MOREHEAD STATE**

O-5-0	H-4-0	A-1-0	N-0-0
DATE	RESULT	LOCATION	LOCATION
12/28/1957	W-46-41	Starkville	
12/19/1958	W-87-63	Starkville	
02/09/1960	W-75-73 • OT	Morehead	
12/08/1979	W-84-62	Starkville	
12/22/2016	W-85-76	Starkville	

**MURRAY STATE**

O-7-2	H-4-0	A-3-2	N-0-0
DATE	RESULT	LOCATION	LOCATION
01/21/1941	L-56-36	Murray	
12/31/1956	L-91-80	Murray	
12/19/1957	W-86-59	Starkville	
01/25/1958	W-75-57	Murray	
12/13/1958	W-63-62	Murray	
01/24/1959	W-63-48	Starkville	
12/17/1960	W-94-81	Starkville	
12/15/1961	W-69-57	Murray	
12/01/2007	W-78-61	Starkville	

**NEBRASKA**

O-2-0	H-1-0	A-0-0	N-1-0
DATE	RESULT	LOCATION	LOCATION
12/30/1995	W-69-66	Portland, OR	
03/14/2018	W-66-59	Starkville	

**NEW ORLEANS • UNO**

O-8-1	H-4-0	A-2-1	N-2-0
DATE	RESULT	LOCATION	LOCATION
11/29/1976	W-86-83	Starkville	
12/13/1988	W-76-65	Starkville	
12/16/1989	W-62-55	New Orleans	
03/19/1990	L-65-60	New Orleans	
12/16/2003	W-77-59	Tupelo, MS	
12/13/2004	W-74-59	New Orleans	
11/30/2005	W-67-59	Starkville	
12/21/2006	W-89-63	Jackson, MS	
01/03/2013	W-97-46	Starkville	

**NICHOLLS STATE**

O-6-0	H-5-0	A-0-0	N-1-0
DATE	RESULT	LOCATION	LOCATION
01/30/1995	W-81-65	Starkville	
11/17/2001	W-95-69	Starkville	
11/21/2004	W-98-69	Starkville	
11/11/2006	W-90-55	Starkville	
12/22/2008	W-74-68	Jackson, MS	
12/13/2010	W-67-58	Starkville	

**NORFOLK STATE**

O-1-0	H-1-0	A-0-0	N-0-0
DATE	RESULT	LOCATION	LOCATION
11/11/2016	W-78-74	Starkville	

**NORTH ALABAMA**

O-3-0	H-3-0	A-0-0	N-0-0
DATE	RESULT	LOCATION	LOCATION
12/11/1982	W-80-49	Starkville	
12/17/1983	W-70-64	Starkville	
11/19/2008	W-102-61	Starkville	

**NORTH CAROLINA**

O-0-6	H-0-1	A-0-0	N-0-5
DATE	RESULT	LOCATION	LOCATION
03/03/1924	L-33-23	Atlanta, GA	
03/02/1926	L-38-23	Atlanta, GA	
03/01/1929	L-43-18	Atlanta, GA	
12/18/1964	L-84-80	Blacksburg, VA	
03/20/2010	L-76-74	Starkville	
11/19/2012	L-95-49	Maui, HI	

**NORTH CAROLINA A&T**

O-1-0	H-1-0	A-0-0	N-0-0
DATE	RESULT	LOCATION	LOCATION
12/12/2010	W-74-58	Starkville	

**NORTH CAROLINA CENTRAL • NC CENTRAL**

O-1-0	H-1-0	A-0-0	N-0-0
DATE	RESULT	LOCATION	LOCATION
12/31/2015	W-71-48	Starkville	

**NORTH CAROLINA STATE • NC STATE**

O-1-0	H-0-0	A-0-0	N-1-0
DATE	RESULT	LOCATION	LOCATION
02/27/1926	W-32-29	Atlanta, GA	

**NORTH CAROLINA WILMINGTON • UNCW**

O-1-1	H-1-0	A-0-1	N-0-0
DATE	RESULT	LOCATION	LOCATION
11/28/1995	W-77-54	Starkville	
12/21/1996	L-71-54	Wilmington	

**NORTH DAKOTA STATE**

O-1-0	H-1-0	A-0-0	N-0-0
DATE	RESULT	LOCATION	LOCATION
11/30/2017	W-83-59	Starkville	

**NORTH FLORIDA • UNF**

O-1-0	H-1-0	A-0-0	N-0-0
DATE	RESULT	LOCATION	LOCATION
12/30/2017	W-109-81	Starkville	

**NORTH TEXAS**

O-2-0	H-1-0	A-0-0	N-1-0
DATE	RESULT	LOCATION	LOCATION
12/28/1972	W-66-65	Monroe, LA	
11/27/2011	W-82-59	Starkville	

**NORTHERN ARIZONA**

O-1-0	H-0-0	A-0-0	N-1-0
DATE	RESULT	LOCATION	LOCATION
12/29/1993	W-85-64	Tempe, AZ	

**NORTHERN COLORADO**

O-1-0	H-0-0	A-0-0	N-1-0
DATE	RESULT	LOCATION	LOCATION
12/23/2015	W-93-69	Jackson, MS	

**NORTHWESTERN**

O-1-0	H-0-0	A-0-0	N-1-0
DATE	RESULT	LOCATION	LOCATION
11/28/1999	W-70-65	St. Charles, MO	

**NORTHWESTERN STATE**

O-7-1	H-5-1	A-0-0	N-2-0
DATE	RESULT	LOCATION	LOCATION
12/04/1982	W-97-59	Starkville	
01/16/1995	W-98-58	Starkville	
11/23/1996	W-78-61	Starkville	
11/27/1997	W-84-73	Starkville	
11/21/1998	W-75-46	Tupelo, MS	
11/26/2005	L-76-75 • OT	Starkville	
12/22/2011	W-82-67	Jackson, MS	
11/28/2016	W-65-59	Starkville	

**OHIO STATE**

O-0-1	H-0-0	A-0-0	N-0-1
DATE	RESULT	LOCATION	LOCATION
12/27/1990	L-82-80	West Palm Beach, FL	



**OKLAHOMA - OU**

O-3-0	H-1-0	A-1-0	N-1-0
DATE	RESULT	LOCATION	LOCATION
02/10/1996	W • 76-71		Norman
12/06/1997	W • 67-65 • OT		Starkville
12/28/2002	W • 54-45		New Orleans, LA

**OLD DOMINION - ODU**

O-3-2	H-1-0	A-1-1	N-1-1
DATE	RESULT	LOCATION	LOCATION
12/29/1976	L • 82-78		Norfolk
12/19/1996	W • 80-73		Starkville
01/01/1997	L • 72-71 • OT		San Juan, PR
12/18/1997	W • 62-57		Norfolk
11/28/2009	W • 69-55		South Padre Island, TX

**ORAL ROBERTS - ORU**

O-1-0	H-0-0	A-0-0	N-1-0
DATE	RESULT	LOCATION	LOCATION
12/28/1978	W • 91-69		Louisville, KY

**OREGON**

O-1-0	H-0-0	A-0-0	N-1-0
DATE	RESULT	LOCATION	LOCATION
03/21/2008	W • 76-69		Little Rock, AR

**OREGON STATE**

O-2-1	H-1-0	A-0-1	N-1-0
DATE	RESULT	LOCATION	LOCATION
12/29/1995	W • 76-62		Portland, OR
12/13/2014	L • 59-49		Corvallis
12/01/2016	W • 74-57		Starkville

**PACIFIC**

O-1-0	H-0-0	A-0-0	N-1-0
DATE	RESULT	LOCATION	LOCATION
12/22/1979	W • 65-63		Dayton, OH

**PENN STATE**

O-1-1	H-0-0	A-0-0	N-1-1
DATE	RESULT	LOCATION	LOCATION
12/28/1997	W • 58-57		El Paso, TX
03/27/2018	L • 75-60		New York City, NY

**PITTSBURGH - PITT**

O-1-0	H-0-0	A-1-0	N-0-0
DATE	RESULT	LOCATION	LOCATION
03/19/2001	W • 66-61		Pittsburgh

**PORTLAND**

O-1-0	H-0-0	A-0-0	N-1-0
DATE	RESULT	LOCATION	LOCATION
12/29/1980	W • 46-45		Las Vegas, NV

**PRAIRIE VIEW A&M**

O-2-0	H-1-0	A-0-0	N-1-0
DATE	RESULT	LOCATION	LOCATION
11/29/1991	W • 97-52		Lafayette, LA
11/08/2013	W • 71-56		Starville

**PRINCETON**

O-1-1	H-0-0	A-0-0	N-1-1
DATE	RESULT	LOCATION	LOCATION
12/28/1965	L • 69-67		Charlotte, NC
03/16/1996	W • 63-41		Indianapolis, IN

**PROVIDENCE**

O-0-1	H-0-0	A-0-1	N-0-0
DATE	RESULT	LOCATION	LOCATION
12/01/2012	L • 73-63		Providence

**PURDUE**

O-0-1	H-0-0	A-0-0	N-0-1
DATE	RESULT	LOCATION	LOCATION
12/28/1984	L • 77-46		El Paso, TX

**RHODE ISLAND - URI**

O-1-0	H-0-0	A-0-0	N-1-0
DATE	RESULT	LOCATION	LOCATION
12/18/1971	W • 86-72		Huntington, WV

**RICE**

O-3-0	H-1-0	A-2-0	N-0-0
DATE	RESULT	LOCATION	LOCATION
12/29/1960	W • 68-60		Houston
12/02/1987	W • 72-68		Houston
11/28/1988	W • 63-61		Starkville

**RICHMOND**

O-2-2	H-0-1	A-1-0	N-1-1
DATE	RESULT	LOCATION	LOCATION
12/02/2000	L • 83-72		Starkville
12/05/2001	W • 71-57		Richmond
12/20/2001	W • 74-72		Las Vegas, NV
11/27/2009	L • 63-62		South Padre Island, TX

**RIDER**

O-1-1	H-0-1	A-0-0	N-1-0
DATE	RESULT	LOCATION	LOCATION
12/28/1979	W • 72-64		Mobile, AL
11/13/2009	L • 88-74		Starkville

**RUTGERS**

O-0-1	H-0-0	A-0-0	N-0-1
DATE	RESULT	LOCATION	LOCATION
11/27/1999	L • 74-69		St. Charles, MO

**SAINT JOSEPH'S**

O-1-3	H-0-0	A-0-2	N-1-1
DATE	RESULT	LOCATION	LOCATION
01/12/1937	L • 36-28		Philadelphia
12/30/1937	L • 39-23		Philadelphia
12/27/1994	W • 76-66		Casper, WY
12/27/1997	L • 65-58		El Paso, TX

**SAINT LOUIS**

O-1-1	H-0-0	A-0-1	N-1-0
DATE	RESULT	LOCATION	LOCATION
12/09/1950	L • 63-46		St. Louis
11/28/2014	W • 75-50		Corpus Christi, TX

**SAINT MARY'S**

O-1-1	H-0-0	A-0-0	N-1-1
DATE	RESULT	LOCATION	LOCATION
11/19/2004	W • 67-54		New York City, NY
12/29/2010	L • 94-72		Las Vegas, NV

**ST. BONAVENTURE**

O-2-0	H-1-0	A-1-0	N-0-0
DATE	RESULT	LOCATION	LOCATION
11/25/2008	W • 76-71		Clean
12/05/2009	W • 105-53		Starkville

**SAM HOUSTON STATE**

O-1-0	H-1-0	A-0-0	N-0-0
DATE	RESULT	LOCATION	LOCATION
11/30/1998	W • 80-67		Starkville

**SAMFORD**

O-25-6	H-20-3	A-5-3	N-0-0
DATE	RESULT	LOCATION	LOCATION
02/11/1920	W • 56-10		Starkville
02/12/1920	W • 27-13		Starkville
02/21/1920	L • 26-23		Birmingham
12/13/1938	W • 31-29		Starkville
12/14/1938	L • 43-40		Starkville
01/05/1940	W • 45-36		Starkville
01/06/1940	W • 38-32		Starkville
12/13/1940	W • 29-28		Starkville
12/14/1940	L • 29-26		Starkville
01/25/1941	W • 48-37		Birmingham
12/15/1941	W • 29-26		Starkville
12/16/1941	W • 36-32		Starkville
12/07/1946	W • 55-32		Starkville
12/18/1946	L • 41-39		Birmingham
01/28/1953	W • 81-56		Starkville
02/20/1953	W • 91-87		Birmingham
12/08/1953	W • 87-60		Starkville
01/27/1954	W • 72-67		Birmingham
12/11/1954	W • 78-55		Starkville
12/17/1954	W • 82-79		Birmingham
12/02/1955	W • 108-65		Starkville
12/03/1956	W • 106-70		Starkville
12/05/1957	W • 114-57		Starkville
12/12/1966	W • 96-65		Starkville
12/07/1967	L • 66-63		Birmingham
12/09/1968	L • 68-59		Starkville
12/01/1972	W • 86-61		Starkville
12/05/1973	W • 110-74		Starkville
12/02/1974	W • 91-80		Birmingham
12/29/1975	W • 77-57		Starkville
12/30/1991	W • 72-48		Starkville

**SAN DIEGO - USD**

O-2-1	H-0-1	A-1-0	N-1-0
DATE	RESULT	LOCATION	LOCATION
12/30/2008	L • 64-61		Starkville
12/31/2009	W • 77-68		San Diego
12/23/2010	W • 69-52		Honolulu, HI

**SAN JOSE STATE**

O-1-1	H-0-0	A-0-0	N-1-1
DATE	RESULT	LOCATION	LOCATION
12/27/1985	W • 75-65		Indianapolis, IN
12/26/1986	L • 62-57		Portland, OR



**SANTA CLARA**

O-3-0	H-1-0	A-1-0	N-1-0
DATE	RESULT	LOCATION	LOCATION
03/17/1995	W - 75-67	Boise, ID	
12/20/2003	W - 66-61 • OT	Santa Clara	
12/03/2005	W - 82-69 • OT	Starkville	

**SOUTH ALABAMA • USA**

O-12-1	H-9-0	A-3-1	N-0-0
DATE	RESULT	LOCATION	LOCATION
12/01/1969	W - 93-71	Starkville	
12/03/1970	W - 50-38	Mobile	
12/01/1971	W - 71-66	Starkville	
12/06/1972	W - 72-67 • OT	Mobile	
11/30/1978	W - 86-78	Starkville	
12/02/2001	W - 73-66	Starkville	
12/30/2002	W - 85-74	Mobile	
11/26/2003	W - 71-62	Starkville	
12/02/2004	W - 66-52	Starkville	
12/09/2006	W - 84-46	Starkville	
12/15/2007	L - 71-67	Mobile	
12/13/2008	W - 79-60	Starkville	
11/12/2011	W - 80-65	Starkville	

**SOUTH CAROLINA STATE**

O-1-0	H-1-0	A-0-0	N-0-0
DATE	RESULT	LOCATION	LOCATION
12/07/1999	W - 88-58	Starkville	

**SOUTH CAROLINA UPSTATE • USC UPSTATE**

O-0-1	H-0-0	A-0-0	N-0-1
DATE	RESULT	LOCATION	LOCATION
12/20/2014	L - 53-51	Jackson, MS	

**SOUTH FLORIDA • USF**

O-3-0	H-1-0	A-0-0	N-2-0
DATE	RESULT	LOCATION	LOCATION
12/10/1971	W - 90-77	Tuscaloosa, AL	
01/10/1974	W - 86-81	Starkville	
12/22/2013	W - 71-66	Las Vegas, NV	

**SOUTHEAST MISSOURI**

O-1-0	H-1-0	A-0-0	N-0-0
DATE	RESULT	LOCATION	LOCATION
12/08/1984	W - 63-56	Starkville	

**SOUTHEASTERN LOUISIANA**

O-18-1	H-15-1	A-1-0	N-2-0
DATE	RESULT	LOCATION	LOCATION
01/27/1958	W - 75-61	Starkville	
12/01/1958	W - 94-72	Starkville	
12/05/1959	W - 83-65	Starkville	
12/03/1960	W - 77-55	Starkville	
12/02/1961	W - 96-73	Starkville	
01/27/1964	W - 113-73	Starkville	
12/19/1987	W - 60-51	Hammond	
12/01/1988	W - 113-61	Starkville	
12/11/1993	W - 81-55	Starkville	
11/28/1994	W - 106-67	Starkville	
11/25/1995	W - 121-78	Starkville	
11/26/1996	W - 77-63	Starkville	
12/12/1998	W - 97-60	Starkville	
12/01/1999	W - 70-56	Starkville	
12/18/2000	W - 78-58	Southaven, MS	

DATE	RESULT	LOCATION
11/28/2005	L - 57-46	Starkville
12/08/2007	W - 84-59	Starkville
11/19/2009	W - 82-67	Starkville
12/13/2013	W - 68-62	Tupelo, MS

**SOUTHERN**

O-0-1	H-0-1	A-0-0	N-0-0
DATE	RESULT	LOCATION	LOCATION
11/16/2015	L - 76-72	Starkville	

**SOUTHERN CAL • USC**

O-1-0	H-0-0	A-1-0	N-0-0
DATE	RESULT	LOCATION	LOCATION
12/30/1983	W - 57-55	Los Angeles	

**SOUTHERN ILLINOIS • CARBONDALE**

O-2-2	H-0-0	A-1-0	N-1-2
DATE	RESULT	LOCATION	LOCATION
12/07/1954	W - 72-69	Carbondale	
12/27/1974	W - 81-75	Terre Haute, IN	
12/21/1992	L - 76-64	San Juan, PR	
11/23/2007	L - 63-49	Anaheim, CA	

**SOUTHERN ILLINOIS • EDWARDSVILLE**

O-1-0	H-1-0	A-0-0	N-0-0
DATE	RESULT	LOCATION	LOCATION
01/02/1974	W - 86-81	Starkville	

**SOUTHERN MISS • USM**

O-16-4	H-6-0	A-5-1	N-5-3
DATE	RESULT	LOCATION	LOCATION
12/18/1926	W - 38-21	Hattiesburg	
01/11/1930	W - 50-29	Hattiesburg	
01/12/1930	W - 31-16	Hattiesburg	
01/28/1963	W - 62-52	Jackson, MS	
12/16/1964	L - 65-60	Jackson, MS	
12/08/1966	W - 72-63	Hattiesburg	
12/09/1971	W - 77-73	Tuscaloosa, AL	
12/02/1976	W - 96-72	Starkville	
12/19/1977	W - 82-79	Biloxi, MS	
12/04/1978	W - 87-78	Starkville	
12/15/1980	L - 68-53	Jackson, MS	
11/29/1982	W - 81-58	Starkville	
12/06/1983	L - 55-48	Hattiesburg	
12/11/1984	W - 71-53	Starkville	
12/04/1993	W - 62-58	Starkville	
12/17/1994	L - 66-64	Biloxi, MS	
12/16/1995	W - 72-69 • OT	Hattiesburg	
03/14/2001	W - 75-68	Starkville	
12/19/2016	W - 86-44	Jackson, MS	
12/23/2017	W - 70-64	Jackson, MS	

**STANFORD**

O-1-1	H-0-0	A-0-0	N-1-1
DATE	RESULT	LOCATION	LOCATION
12/21/1999	L - 76-56	Oakland, CA	
03/18/2005	W - 93-70	Charlotte, NC	

**STEPHEN F. AUSTIN • SFA**

O-1-0	H-1-0	A-0-0	N-0-0
DATE	RESULT	LOCATION	LOCATION
11/22/2017	W - 80-75	Starkville	

**STETSON**

O-1-0	H-1-0	A-0-0	N-0-0
DATE	RESULT	LOCATION	LOCATION
01/06/1966	W - 87-76	Starkville	

**SYRACUSE**

O-0-3	H-0-0	A-0-0	N-0-3
DATE	RESULT	LOCATION	LOCATION
12/29/1977	L - 76-66	Albuquerque, NM	
03/30/1996	L - 77-69	East Rutherford, NJ	
11/18/2004	L - 71-58	New York City, NY	

**TCU**

O-1-3	H-1-1	A-0-1	N-0-1
DATE	RESULT	LOCATION	LOCATION
12/17/1988	L - 66-65	Fort Worth	
03/03/1990	W - 64-60	Starkville	
12/05/2013	L - 71-61	Starkville	
11/29/2014	L - 61-52	Corpus Christi, TX	

**TENNESSEE STATE**

O-1-0	H-1-0	A-0-0	N-0-0
DATE	RESULT	LOCATION	LOCATION
11/12/2010	W - 75-65	Starkville	

**TENNESSEE TECH**

O-4-0	H-3-0	A-1-0	N-0-0
DATE	RESULT	LOCATION	LOCATION
11/26/1990	W - 109-76	Starkville	
12/21/1991	W - 90-84	Cookeville	
01/05/1993	W - 110-65	Starkville	
11/26/1997	W - 83-57	Starkville	

**TEXAS**

O-3-5	H-2-0	A-1-1	N-0-4
DATE	RESULT	LOCATION	LOCATION
12/30/1960	L - 93-82	Houston, TX	
12/04/1972	W - 80-69	Starkville	
12/03/1973	W - 87-82	Austin	
12/11/1976	W - 91-89 • OT	Starkville	
12/03/1977	L - 81-69	Austin	
12/28/1998	L - 81-77	Honolulu, HI	
03/17/2002	L - 68-64	Dallas, TX	
11/21/2012	L - 69-55	Maui, HI	

**TEXAS A&M • CORPUS CHRISTI**

O-2-0	H-1-0	A-1-0	N-0-0
DATE	RESULT	LOCATION	LOCATION
12/02/2006	W - 96-72	Starkville	
12/21/2007	W - 95-70	Corpus Christi	

**TEXAS-EL PASO • UTEP**

O-1-0	H-0-0	A-0-0	N-1-0
DATE	RESULT	LOCATION	LOCATION
11/20/2016	W - 61-54	Charleston, SC	

**TEXAS-RIO GRANDE VALLEY • UTRGV**

O-2-0	H-2-0	A-0-0	N-0-0
DATE	RESULT	LOCATION	LOCATION
11/18/1997	W - 90-60	Starkville	
11/24/2009	W - 75-50	Starkville	





**TEXAS-SAN ANTONIO - UTSA**

O - 1-0	H - 1-0	A - 0-0	N - 0-0
DATE	RESULT	LOCATION	LOCATION
12/04/2012	W - 53-42	Starkville	

**TEXAS SOUTHERN**

O - 2-0	H - 2-0	A - 0-0	N - 0-0
DATE	RESULT	LOCATION	LOCATION
12/17/1996	W - 95-64	Starkville	
12/02/2015	W - 86-73	Starkville	

**TEXAS TECH**

O - 0-2	H - 0-0	A - 0-0	N - 0-2
DATE	RESULT	LOCATION	LOCATION
11/29/2008	L - 77-73	Newark, NJ	
11/20/2015	L - 74-72	San Juan, PR	

**TROY**

O - 9-1	H - 9-0	A - 0-1	N - 0-0
DATE	RESULT	LOCATION	LOCATION
12/02/1959	W - 66-50	Starkville	
12/01/1976	W - 87-69	Starkville	
12/13/1980	W - 68-52	Starkville	
12/03/1983	W - 77-49	Starkville	
11/30/1993	W - 118-83	Starkville	
12/05/1995	W - 123-73	Starkville	
12/10/2005	W - 88-77 • OT	Starkville	
11/26/2010	W - 92-83 • OT	Starkville	
12/10/2011	W - 106-68	Starkville	
11/09/2012	L - 56-53	Troy	

**TULANE**

O - 55-39	H - 27-12	A - 24-26	N - 4-1
DATE	RESULT	LOCATION	LOCATION
02/09/1909	L - 19-16	New Orleans	
02/20/1914	W - 40-14	Starkville	
02/21/1914	W - 35-14	Starkville	
01/20/1916	L - 25-12	New Orleans	
01/21/1916	L - 20-16	New Orleans	
01/23/1920	W - 30-14	New Orleans	
02/08/1922	W - 49-36	Starkville	
02/09/1922	W - 41-21	Starkville	
01/18/1923	L - 45-34	New Orleans	
01/19/1923	W - 30-27	New Orleans	
03/01/1924	W - 38-30	Atlanta, GA	
01/15/1925	W - 29-27	Starkville	
02/02/1925	L - 35-15	New Orleans	
01/16/1926	W - 32-24	New Orleans	
02/13/1926	L - 31-27	Starkville	
01/21/1927	W - 32-18	New Orleans	
01/22/1927	W - 23-16	New Orleans	
01/06/1928	W - 52-14	Starkville	
01/07/1928	W - 36-18	Starkville	
01/19/1929	L - 30-25	New Orleans	
01/20/1929	L - 27-18	New Orleans	
01/17/1930	W - 22-20	Jackson, MS	
01/18/1930	L - 22-19	Jackson, MS	
01/15/1932	W - 21-18	New Orleans	
01/16/1932	W - 36-26	New Orleans	
01/20/1933	L - 31-29	New Orleans	
01/21/1933	W - 40-29	New Orleans	
02/05/1934	L - 33-24	New Orleans	
02/06/1934	W - 24-17	New Orleans	

DATE	RESULT	LOCATION
02/15/1935	W - 53-31	New Orleans
02/16/1935	W - 41-40	New Orleans
02/13/1936	W - 45-31	Starkville
02/14/1936	W - 45-32	Starkville
02/12/1937	W - 33-23	New Orleans
02/13/1937	L - 41-29	New Orleans
02/11/1938	W - 41-36	Starkville
02/12/1938	L - 36-34	Starkville
02/10/1940	W - 54-38	Starkville
02/10/1941	W - 42-35	New Orleans
01/12/1942	W - 28-25	Starkville
01/23/1942	W - 32-31	New Orleans
01/12/1943	W - 37-29	Starkville
01/21/1943	L - 58-43	New Orleans
01/16/1945	L - 42-35	Starkville
01/18/1946	L - 66-50	Starkville
02/09/1946	L - 58-52	New Orleans
12/06/1947	L - 44-32	Starkville
02/13/1947	L - 57-52	New Orleans
01/24/1948	L - 53-33	Starkville
02/14/1948	L - 70-47	New Orleans
01/08/1949	L - 69-47	New Orleans
02/04/1949	L - 64-50	Starkville
02/04/1950	W - 55-53	Starkville
02/18/1950	L - 73-53	New Orleans
03/02/1950	W - 56-47	Louisville, KY
12/16/1950	L - 74-52	Starkville
01/05/1951	L - 71-64	New Orleans
12/13/1951	W - 68-60	Starkville
01/12/1952	L - 71-58	New Orleans
01/12/1953	W - 67-61	Starkville
02/28/1953	L - 69-52	New Orleans
02/01/1954	L - 79-56	New Orleans
03/01/1954	L - 59-53	Starkville
01/31/1955	L - 69-60	Starkville
02/28/1955	L - 78-59	New Orleans
02/06/1956	L - 110-72	New Orleans
02/27/1956	L - 83-78	Starkville
02/02/1957	W - 85-72	Starkville
02/23/1957	L - 81-79	New Orleans
02/03/1958	W - 71-63	New Orleans
02/24/1958	W - 74-62	Starkville
02/02/1959	W - 55-46	Starkville
02/23/1959	W - 65-51	New Orleans
02/01/1960	L - 51-47 • OT	New Orleans
02/22/1960	W - 70-66	Starkville
02/06/1961	W - 73-59	Starkville
02/27/1961	W - 62-57	New Orleans
02/05/1962	W - 70-59	New Orleans
02/26/1962	W - 83-62	Starkville
02/04/1963	W - 91-73	Starkville
02/25/1963	W - 78-67	New Orleans
02/01/1964	W - 81-77	New Orleans
02/22/1964	W - 78-71	Starkville
02/01/1965	L - 73-70	Starkville
02/22/1965	W - 91-72	New Orleans
01/08/1966	L - 81-71	New Orleans
02/07/1966	W - 65-63	Starkville
12/28/1982	W - 51-47	New Orleans
12/18/1993	W - 82-78	Biloxi, MS
01/17/2001	W - 83-66	Starkville
12/29/2001	W - 77-66	New Orleans
12/27/2003	W - 72-50	New Orleans
12/06/2014	L - 59-54	New Orleans
12/19/2015	W - 69-59	Starkville

**TULSA**

O - 0-1	H - 0-1	A - 0-0	N - 0-0
DATE	RESULT	LOCATION	LOCATION
03/21/2001	L - 77-75	Starkville	

**UAB**

O - 3-4	H - 1-2	A - 1-2	N - 1-0
DATE	RESULT	LOCATION	LOCATION
12/17/1982	W - 67-47	Chattanooga, TN	
12/13/1983	L - 55-53	Starkville	
12/17/1984	L - 65-63	Birmingham	
12/09/1992	L - 73-68	Birmingham	
12/07/1993	L - 66-63 • OT	Starkville	
01/02/2003	W - 68-52	Birmingham	
12/06/2003	W - 86-84	Starkville	

**UC IRVINE**

O - 1-0	H - 0-0	A - 0-0	N - 1-0
DATE	RESULT	LOCATION	LOCATION
11/22/2007	W - 68-53	Anaheim, CA	

**UCLA**

O - 1-1	H - 0-0	A - 0-0	N - 1-1
DATE	RESULT	LOCATION	LOCATION
03/23/1995	L - 86-67	Oakland, CA	
12/12/2009	W - 72-54	Anaheim, CA	

**UNLV**

O - 0-2	H - 0-0	A - 0-1	N - 0-1
DATE	RESULT	LOCATION	LOCATION
12/30/1980	L - 75-67	Las Vegas	
12/23/2013	L - 82-66	Las Vegas • N	

**UT MARTIN**

O - 9-1	H - 8-1	A - 0-0	N - 1-0
DATE	RESULT	LOCATION	LOCATION
12/17/1980	W - 87-62	Starkville	
12/12/1981	L - 65-41	Starkville	
11/27/1991	W - 86-54	Starkville	
12/20/1997	W - 80-60	Tupelo, MS	
11/28/1998	W - 85-67	Starkville	
11/22/2003	W - 90-74	Starkville	
11/17/2007	W - 86-70	Starkville	
11/25/2011	W - 76-50	Starkville	
11/28/2015	W - 76-51	Starkville	
12/16/2017	W - 92-61	Starkville	

**UTAH**

O - 1-0	H - 0-0	A - 0-0	N - 1-0
DATE	RESULT	LOCATION	LOCATION
03/19/1995	W - 78-64	Boise, ID	

**UTAH STATE**

O - 2-1	H - 2-0	A - 0-1	N - 0-0
DATE	RESULT	LOCATION	LOCATION
12/31/2011	W - 66-64	Starkville	
11/23/2013	L - 87-68	Logan	
11/22/2014	W - 71-63	Starkville	

**VALPARAISO - VALPO**

O - 0-1	H - 0-0	A - 0-0	N - 0-1
DATE	RESULT	LOCATION	LOCATION
11/26/1999	L - 68-59	St. Charles, MO	

**VERMONT**

<b>O • 1-0</b>	<b>H • 0-0</b>	<b>A • 0-0</b>	<b>N • 1-0</b>
<b>DATE</b>	<b>RESULT</b>	<b>LOCATION</b>	
12/30/1977	W • 79-50	Albuquerque, NM	

**VILLANOVA**

<b>O • 0-1</b>	<b>H • 0-0</b>	<b>A • 0-0</b>	<b>N • 0-1</b>
<b>DATE</b>	<b>RESULT</b>	<b>LOCATION</b>	
12/28/1993	L • 90-82	Tempe, AZ	

**VIRGINIA - UVA**

<b>O • 2-1</b>	<b>H • 0-0</b>	<b>A • 0-0</b>	<b>N • 2-1</b>
<b>DATE</b>	<b>RESULT</b>	<b>LOCATION</b>	
02/25/1928	W • 44-28	Atlanta, GA	
12/27/1963	L • 81-68	Owensboro, KY	
12/29/1988	W • 66-64	New Orleans, LA	

**VIRGINIA COMMONWEALTH - VCU**

<b>O • 1-0</b>	<b>H • 0-0</b>	<b>A • 0-0</b>	<b>N • 1-0</b>
<b>DATE</b>	<b>RESULT</b>	<b>LOCATION</b>	
03/14/1996	W • 58-51	Indianapolis, IN	

**VIRGINIA TECH**

<b>O • 2-7</b>	<b>H • 1-1</b>	<b>A • 0-4</b>	<b>N • 1-2</b>
<b>DATE</b>	<b>RESULT</b>	<b>LOCATION</b>	
12/30/1959	L • 82-61	New Orleans, LA	
12/17/1962	L • 82-65	Blacksburg	
12/04/1963	L • 93-77	Starkville	
12/19/1964	L • 104-75	Blacksburg	
12/04/1965	L • 79-59	Blacksburg	
12/03/1980	W • 68-61	Starkville	
12/22/1981	L • 75-53	Blacksburg	
12/30/2004	W • 71-65	New Orleans, LA	
12/18/2010	L • 88-57	Nassau, The Bahamas	

**WAKE FOREST**

<b>O • 1-3</b>	<b>H • 0-0</b>	<b>A • 0-0</b>	<b>N • 1-3</b>
<b>DATE</b>	<b>RESULT</b>	<b>LOCATION</b>	
12/19/1955	L • 95-68	Charlotte, NC	
12/28/1976	W • 88-83	Norfolk, VA	
12/29/1984	L • 67-65	El Paso, TX	
12/03/1996	L • 74-43	Chicago, IL	

**WASHINGTON**

<b>O • 0-2</b>	<b>H • 0-0</b>	<b>A • 0-0</b>	<b>N • 0-2</b>
<b>DATE</b>	<b>RESULT</b>	<b>LOCATION</b>	
12/27/1967	L • 82-80	Jacksonville, FL	
03/19/2009	L • 71-58	Portland, OR	

**WASHINGTON STATE**

<b>O • 0-2</b>	<b>H • 0-0</b>	<b>A • 0-0</b>	<b>N • 0-2</b>
<b>DATE</b>	<b>RESULT</b>	<b>LOCATION</b>	
11/28/2008	L • 63-52	Newark, NJ	
12/22/2010	L • 83-57	Honolulu, HI	

**WEST VIRGINIA**

<b>O • 1-1</b>	<b>H • 1-0</b>	<b>A • 0-0</b>	<b>N • 0-1</b>
<b>DATE</b>	<b>RESULT</b>	<b>LOCATION</b>	
03/27/2007	L • 63-62	New York City, NY	
12/03/2011	W • 75-62	Starkville	

**WESTERN CAROLINA**

<b>O • 1-0</b>	<b>H • 1-0</b>	<b>A • 0-0</b>	<b>N • 0-0</b>
<b>DATE</b>	<b>RESULT</b>	<b>LOCATION</b>	
11/14/2014	W • 66-56	Starkville	

**WESTERN KENTUCKY - WKU**

<b>O • 3-3</b>	<b>H • 2-0</b>	<b>A • 1-2</b>	<b>N • 0-1</b>
<b>DATE</b>	<b>RESULT</b>	<b>LOCATION</b>	
01/22/1941	L • 63-47	Bowling Green	
12/29/1959	L • 61-50	New Orleans, LA	
12/04/1999	W • 81-69	Starkville	
11/29/2003	W • 81-75	Bowling Green	
01/05/2009	W • 95-67	Starkville	
01/04/2010	L • 55-52	Bowling Green	

**WICHITA STATE**

<b>O • 0-3</b>	<b>H • 0-1</b>	<b>A • 0-2</b>	<b>N • 0-0</b>
<b>DATE</b>	<b>RESULT</b>	<b>LOCATION</b>	
12/05/1967	L • 97-67	Wichita	
12/21/1985	L • 64-57	Wichita	
12/10/1986	L • 61-48	Starkville	

**WINTHROP**

<b>O • 0-1</b>	<b>H • 0-1</b>	<b>A • 0-0</b>	<b>N • 0-0</b>
<b>DATE</b>	<b>RESULT</b>	<b>LOCATION</b>	
11/18/2006	L • 74-63	Starkville	

**WRIGHT STATE**

<b>O • 1-0</b>	<b>H • 1-0</b>	<b>A • 0-0</b>	<b>N • 0-0</b>
<b>DATE</b>	<b>RESULT</b>	<b>LOCATION</b>	
12/16/2009	W • 80-69	Starkville	

**WYOMING**

<b>O • 1-0</b>	<b>H • 0-0</b>	<b>A • 0-0</b>	<b>N • 1-0</b>
<b>DATE</b>	<b>RESULT</b>	<b>LOCATION</b>	
12/28/1994	W • 61-57	Casper, WY	

**XAVIER - OHIO**

<b>O • 4-1</b>	<b>H • 1-0</b>	<b>A • 1-0</b>	<b>N • 2-1</b>
<b>DATE</b>	<b>RESULT</b>	<b>LOCATION</b>	
12/29/1962	W • 75-66	New Orleans, LA	
12/14/2002	W • 71-61	New York City, NY	
12/13/2003	W • 82-70	Starkville	
03/21/2003	L • 89-74	Orlando, FL	
12/18/2004	W • 80-74	Cincinnati	



**ALBANY YMCA - GEORGIA**

O • 0-1	H • 0-0	A • 0-1	N • 0-0
DATE	RESULT	LOCATION	LOCATION
01/03/1925	L • 40-23		Albany

**AMORY INDEPENDENTS - MISSISSIPPI**

O • 1-0	H • 1-0	A • 0-0	N • 0-0
DATE	RESULT	LOCATION	LOCATION
01/12/1935	W • 58-21		Starkville

**ARKANSAS-MONTICELLO**

O • 1-0	H • 1-0	A • 0-0	N • 0-0
DATE	RESULT	LOCATION	LOCATION
12/04/1962	W • 90-55		Starkville

**ATLANTA ATHLETIC CLUB - GEORGIA**

O • 1-1	H • 0-0	A • 1-1	N • 0-0
DATE	RESULT	LOCATION	LOCATION
02/05/1924	W • 42-33		Atlanta
01/04/1925	L • 29-25		Atlanta

**AUBURN • MONTGOMERY • ALABAMA**

O • 2-0	H • 2-0	A • 0-0	N • 0-0
DATE	RESULT	LOCATION	LOCATION
12/02/1978	W • 90-68		Starkville
11/27/1981	W • 68-43		Starkville

**BAYLOR MEDICAL SCHOOL - TEXAS**

O • 3-0	H • 3-0	A • 0-0	N • 0-0
DATE	RESULT	LOCATION	LOCATION
01/06/1922	W • 42-26		Starkville
01/07/1922	W • 45-15		Starkville
12/18/1924	W • 30-15		Starkville

**BIRMINGHAM ATHLETIC CLUB - ALABAMA**

O • 5-3	H • 1-0	A • 4-3	N • 0-0
DATE	RESULT	LOCATION	LOCATION
02/20/1920	W • 37-23		Birmingham
02/19/1921	L • 36-26		Birmingham
12/31/1921	L • 35-15		Birmingham
01/05/1924	W • 39-28		Birmingham
01/07/1925	W • 34-23		Birmingham
02/04/1926	L • 32-31		Birmingham
01/12/1927	W • 22-21		Birmingham
02/12/1927	W • 38-33		Starkville

**BIRMINGHAM BOYS CLUB - ALABAMA**

O • 0-2	H • 0-2	A • 0-0	N • 0-0
DATE	RESULT	LOCATION	LOCATION
12/16/1927	L • 20-19		Starkville
12/17/1927	L • 32-27		Starkville

**BIRMINGHAM YMCA - ALABAMA**

O • 0-1	H • 0-0	A • 0-1	N • 0-0
DATE	RESULT	LOCATION	LOCATION
12/22/1928	L • 32-18		Birmingham

**BIRMINGHAM YMHA - ALABAMA**

O • 1-0	H • 0-0	A • 1-0	N • 0-0
DATE	RESULT	LOCATION	LOCATION
01/05/1926	W • 44-13		Birmingham

**BIRMINGHAM-SOUTHERN COLLEGE**

O • 8-0	H • 6-0	A • 2-0	N • 0-0
DATE	RESULT	LOCATION	LOCATION
01/09/1926	W • 29-7		Starkville
01/31/1952	W • 107-72		Birmingham
12/06/1952	W • 70-45		Starkville
12/07/1977	W • 81-55		Starkville
12/01/1981	W • 71-46		Starkville
11/28/1983	W • 47-40		Starkville
12/29/1992	W • 75-71		Starkville
11/12/2004	W • 55-48		Birmingham

**BISCAYNE COLLEGE - FLORIDA**

O • 1-0	H • 1-0	A • 0-0	N • 0-0
DATE	RESULT	LOCATION	LOCATION
11/26/1977	W • 95-78		Starkville

**BROWNSVILLE ATHLETIC CLUB**

O • 1-0	H • 1-0	A • 0-0	N • 0-0
DATE	RESULT	LOCATION	LOCATION
01/22/1909	W • 75-0		Starkville

**CATHOLIC UNIVERSITY - WASHINGTON DC**

O • 1-0	H • 0-0	A • 1-0	N • 0-0
DATE	RESULT	LOCATION	LOCATION
01/13/1937	W • 41-28		Washington DC

**CENTENARY COLLEGE - LOUISIANA**

O • 7-0	H • 5-0	A • 1-0	N • 1-0
DATE	RESULT	LOCATION	LOCATION
11/25/1989	W • 96-80		Shreveport
11/29/1989	W • 112-74		Starkville
11/15/1997	W • 64-40		Starkville
12/08/1998	W • 59-54		Starkville
12/11/1999	W • 98-76		Starkville
11/15/2008	W • 77-55		Starkville
12/22/2009	W • 88-51		Jackson, MS

**CHEVROLET ALL-STARS**

O • 0-1	H • 0-0	A • 0-1	N • 0-0
DATE	RESULT	LOCATION	LOCATION
12/23/1925	L • 26-17		Earle

**CHICAGO COLLEGE - ILLINOIS**

O • 0-1	H • 0-1	A • 0-0	N • 0-0
DATE	RESULT	LOCATION	LOCATION
01/05/1920	L • 22-20		Starkville

**CHRISTIAN BROTHERS - TENNESSEE**

O • 5-0	H • 5-0	A • 0-0	N • 0-0
DATE	RESULT	LOCATION	LOCATION
12/19/1962	W • 106-71		Starkville
12/29/1973	W • 73-62		Starkville
12/02/1986	W • 77-52		Starkville
11/28/1987	W • 93-78		Starkville
12/07/1989	W • 86-51		Starkville

**CLAYTON STATE - GEORGIA**

O • 1-0	H • 1-0	A • 0-0	N • 0-0
DATE	RESULT	LOCATION	LOCATION
11/24/2014	W • 59-46		Starkville

**COLLEGE OF MEMPHIS**

O • 2-0	H • 2-0	A • 0-0	N • 0-0
DATE	RESULT	LOCATION	LOCATION
01/29/1909	W • 27-14		Starkville
01/30/1909	W • 25-8		Starkville

**COLUMBUS ATHLETIC CLUB - MISSISSIPPI**

O • 2-0	H • 1-0	A • 1-0	N • 0-0
DATE	RESULT	LOCATION	LOCATION
01/01/1909	W • 35-6		Starkville
01/24/1909	W • 61-1		Columbus

**COLUMBUS AIR FORCE BASE - MISSISSIPPI**

O • 4-0	H • 2-0	A • 2-0	N • 0-0
DATE	RESULT	LOCATION	LOCATION
01/25/1945	W • 55-28		Starkville
02/01/1945	W • 38-28		Starkville
02/04/1946	W • 47-41		Columbus
02/05/1946	W • 62-40		Columbus

**CUMBERLAND - TENNESSEE**

O • 2-0	H • 2-0	A • 0-0	N • 0-0
DATE	RESULT	LOCATION	LOCATION
02/01/1916	W • 39-13		Starkville
02/02/1916	W • 42-8		Starkville

**DELTA STATE - MISSISSIPPI**

O • 15-1	H • 9-1	A • 5-0	N • 1-0
DATE	RESULT	LOCATION	LOCATION
02/05/1935	W • 48-29		Starkville
12/14/1937	W • 51-35		Starkville
01/03/1961	W • 92-53		Starkville
01/28/1961	W • 99-77		Cleveland
12/09/1961	W • 84-55		Starkville
01/29/1962	W • 106-76		Cleveland
01/01/1963	W • 106-77		Starkville
12/09/1963	W • 67-52		Cleveland
12/30/1964	W • 82-63		Jackson, MS
01/12/1967	W • 68-65		Cleveland
01/11/1968	W • 80-64		Starkville
12/18/1969	W • 86-64		Starkville
12/09/1970	W • 59-55		Cleveland
12/01/1984	W • 76-58		Starkville
12/10/1985	L • 56-53		Starkville
12/13/1986	W • 68-56		Starkville

**FORT BENNING - GEORGIA**

O • 1-0	H • 0-0	A • 1-0	N • 0-0
DATE	RESULT	LOCATION	LOCATION
01/06/1925	W • 41-38		Fort Benning

**HATTIESBURG YMCA - MISSISSIPPI**

O • 1-0	H • 0-0	A • 1-0	N • 0-0
DATE	RESULT	LOCATION	LOCATION
12/22/1924	W • 22-19		Hattiesburg

**ILLINOIS WESLEYAN**

O • 1-0	H • 1-0	A • 0-0	N • 0-0
DATE	RESULT	LOCATION	LOCATION
11/29/1986	W • 83-78		Starkville



JONESBORO YMCA - ARKANSAS

O-0-1	H-0-0	A-0-1	N-0-0
DATE	RESULT	LOCATION	
01/18/1919	L-46-25	Jonesboro	

KENTUCKY WESLEYAN COLLEGE

O-1-0	H-1-0	A-0-0	N-0-0
DATE	RESULT	LOCATION	
11/27/1976	W-89-49	Starkville	

LAUREL YMCA - MISSISSIPPI

O-2-0	H-0-0	A-2-0	N-0-0
DATE	RESULT	LOCATION	
01/19/1916	W-38-35	Laurel	
12/23/1924	W-30-25	Laurel	

LOUISIANA COLLEGE

O-8-1	H-7-0	A-0-1	N-1-0
DATE	RESULT	LOCATION	
12/12/1959	W-90-61	Starkville	
12/10/1960	W-117-86	Jackson, MS	
12/11/1961	W-113-70	Starkville	
12/10/1962	W-83-59	Starkville	
12/07/1963	W-84-67	Starkville	
12/18/1965	W-92-77	Starkville	
12/02/1968	W-79-69	Starkville	
12/04/1969	L-77-71	Pineville	
12/01/1970	W-73-54	Starkville	

LOYOLA - NEW ORLEANS - LOUISIANA

O-5-1	H-4-0	A-1-1	N-0-0
DATE	RESULT	LOCATION	
12/21/1926	W-38-15	New Orleans	
02/04/1935	W-59-44	Starkville	
02/05/1935	W-37-25	Starkville	
01/23/1960	W-76-60	Starkville	
12/19/1960	L-83-60	New Orleans	
12/14/1996	W-98-32	Starkville	

MACON YMCA - GEORGIA

O-1-0	H-0-0	A-1-0	N-0-0
DATE	RESULT	LOCATION	
01/05/1925	W-26-24	Macon	

MANSFIELD - PENNSYLVANIA

O-1-0	H-1-0	A-0-0	N-0-0
DATE	RESULT	LOCATION	
12/10/1977	W-74-54	Starkville	

MARYVILLE COLLEGE - TENNESSEE

O-2-0	H-2-0	A-0-0	N-0-0
DATE	RESULT	LOCATION	
02/20/1913	W-49-13	Starkville	
02/21/1913	W-35-18	Starkville	

MEMPHIS YMCA - TENNESSEE

O-5-7	H-1-0	A-4-7	N-0-0
DATE	RESULT	LOCATION	
01/26/1916	W-32-28	Memphis	
01/17/1919	L-23-19	Memphis	
02/04/1921	L-24-18	Memphis	
12/30/1921	L-26-11	Memphis	
02/14/1923	W-32-22	Memphis	
01/04/1924	L-21-20	Memphis	

DATE	RESULT	LOCATION
01/20/1925	L-41-33	Memphis
01/24/1925	W-28-24	Starkville
12/22/1925	L-32-31	Memphis
12/31/1927	W-30-20	Memphis
01/04/1929	W-28-19	Memphis
01/05/1929	L-27-26	Memphis

MERIDIAN ALL-STAR - MISSISSIPPI

O-3-0	H-0-0	A-3-0	N-0-0
DATE	RESULT	LOCATION	
12/19/1924	W-65-8	Meridian	
12/23/1926	W-52-17	Meridian	
01/10/1930	W-43-17	Meridian	

MERIDIAN COLLEGE - MISSISSIPPI

O-1-0	H-0-0	A-1-0	N-0-0
DATE	RESULT	LOCATION	
01/21/1920	W-48-31	Meridian	

MEXICO CITY YMCA

O-1-0	H-1-0	A-0-0	N-0-0
DATE	RESULT	LOCATION	
02/18/1937	W-41-16	Starkville	

MILLSAPS COLLEGE - MISSISSIPPI

O-16-2	H-11-2	A-4-0	N-1-0
DATE	RESULT	LOCATION	
02/12/1912	W-22-6	Jackson	
01/24/1913	W-35-15	Starkville	
01/25/1913	L-24-21	Starkville	
01/14/1914	W-63-8	Starkville	
01/15/1914	W-46-9	Starkville	
02/07/1914	W-66-23	Jackson	
02/11/1916	W-60-21	Starkville	
02/12/1916	W-41-15	Starkville	
02/28/1921	W-25-11	Atlanta, GA	
01/22/1923	W-32-13	Starkville	
01/23/1923	L-27-20	Starkville	
01/21/1924	W-37-21	Starkville	
01/15/1926	W-36-14	Jackson	
01/14/1927	W-28-23	Starkville	
01/15/1927	W-38-24	Starkville	
12/14/1936	W-32-16	Starkville	
02/06/1937	W-49-27	Starkville	
01/27/1940	W-38-28	Jackson	

MISSISSIPPI COLLEGE

O-54-21	H-0-0	A-0-0	N-0-0
DATE	RESULT	LOCATION	
02/05/1909	L-26-22	Clinton	
01/27/1911	L-23-15	Starkville	
01/28/1911	L-25-10	Starkville	
01/25/1912	W-45-17	Starkville	
01/26/1912	W-30-20	Starkville	
02/14/1912	W-25-17	Clinton	
02/15/1912	W-21-13	Clinton	
02/04/1913	W-45-5	Starkville	
02/05/1913	W-43-15	Starkville	
01/30/1914	W-42-9	Starkville	
01/31/1914	W-50-11	Starkville	
02/09/1914	W-43-9	Clinton	
02/10/1914	W-22-12	Clinton	

DATE	RESULT	LOCATION
01/14/1915	W-50-0	Starkville
01/15/1915	W-53-3	Starkville
01/29/1917	W-28-17	Clinton
01/30/1917	L-36-31	Clinton
02/05/1917	W-18-8	Starkville
02/06/1917	W-23-19	Starkville
02/28/1919	W-39-23	Clinton
03/01/1919	W-39-31	Clinton
02/24/1920	W-40-16	Starkville
02/25/1920	W-25-23	Starkville
01/28/1921	W-46-16	Starkville
01/29/1921	W-33-21	Starkville
01/13/1922	W-26-6	Clinton
01/14/1922	W-25-11	Clinton
01/20/1922	W-21-11	Starkville
01/21/1922	W-46-8	Starkville
02/08/1923	W-30-18	Starkville
01/12/1925	W-33-32	Starkville
01/13/1925	L-35-33	Starkville
01/14/1926	L-37-36	Clinton
02/15/1926	W-34-32	Starkville
02/16/1926	W-29-22	Starkville
01/20/1927	W-27-21	Clinton
02/14/1927	L-44-28	Starkville
01/13/1928	L-34-26	Clinton
01/14/1928	L-38-21	Clinton
01/11/1929	L-31-28	Starkville
01/12/1929	L-24-21	Starkville
01/22/1929	W-26-14	Jackson
01/23/1929	W-25-23	Clinton
02/13/1931	W-27-20	Starkville
01/06/1933	L-46-26	Starkville
01/07/1933	W-43-24	Starkville
02/03/1933	L-41-40	Clinton
02/04/1933	L-40-31	Clinton
01/12/1934	L-47-25	Clinton
01/13/1934	W-29-27	Starkville
02/13/1934	L-38-34	Starkville
02/14/1934	W-34-28	Starkville
02/01/1935	W-43-37	Starkville
02/02/1935	L-34-26	Starkville
02/10/1935	W-44-42	Clinton
02/11/1935	W-33-24	Clinton
12/12/1936	W-36-25	Starkville
02/17/1937	W-46-42	Clinton
01/30/1940	W-58-47	Clinton
02/01/1940	W-73-53	Starkville
12/11/1940	W-38-34	Starkville
02/07/1941	W-63-45	Vicksburg
01/21/1942	W-43-25	Starkville
01/09/1945	W-32-30	Starkville
01/10/1945	L-30-19	Starkville
01/26/1945	L-46-32	Clinton
01/27/1945	L-45-34	Clinton
12/16/1946	W-58-34	Starkville
02/15/1947	W-82-48	Clinton
01/08/1951	W-103-52	Starkville
12/08/1956	W-99-58	Clinton
12/15/1956	W-83-67	Starkville
12/29/1964	L-72-57	Jackson
12/07/1985	W-74-64	Starkville
12/06/1986	W-86-68	Starkville



**MOBILE YMCA - ALABAMA**

O • 1-1	H • 0-0	A • 1-1	N • 0-0
DATE	RESULT	LOCATION	LOCATION
01/22/1920	L • 43-28	Mobile	Mobile
12/22/1926	W • 26-17	Mobile	Mobile

**MISSOURI WESTERN STATE**

O • 1-0	H • 1-0	A • 0-0	N • 0-0
DATE	RESULT	LOCATION	LOCATION
01/27/1976	W • 87-71	Starkville	Starkville

**NASHVILLE RAMBLERS - TENNESSEE**

O • 0-2	H • 0-0	A • 0-2	N • 0-0
DATE	RESULT	LOCATION	LOCATION
01/12/1924	L • 32-28	Nashville	Nashville
12/20/1929	L • 26-14	Nashville	Nashville

**NEW ORLEANS YMCA - LOUISIANA**

O • 0-1	H • 0-0	A • 0-1	N • 0-0
DATE	RESULT	LOCATION	LOCATION
02/10/1909	L • 22-20	New Orleans	New Orleans

**NORTH GEORGIA**

O • 1-0	H • 1-0	A • 0-0	N • 0-0
DATE	RESULT	LOCATION	LOCATION
12/09/2017	W • 95-62	Starkville	Starkville

**OGLETHORPE - GEORGIA**

O • 2-0	H • 2-0	A • 0-0	N • 0-0
DATE	RESULT	LOCATION	LOCATION
12/18/1935	W • 57-23	Starkville	Starkville
12/19/1935	W • 47-26	Starkville	Starkville

**OUACHITA BAPTIST - ARKANSAS**

O • 1-0	H • 1-0	A • 0-0	N • 0-0
DATE	RESULT	LOCATION	LOCATION
12/10/1948	W • 61-45	Starkville	Starkville

**PARK AVIATION FIELD - TENNESSEE**

O • 0-1	H • 0-0	A • 0-1	N • 0-0
DATE	RESULT	LOCATION	LOCATION
01/19/1919	L • 28-18	Memphis	Memphis

**PINE BLUFF YMCA - ARKANSAS**

O • 0-3	H • 0-0	A • 0-3	N • 0-0
DATE	RESULT	LOCATION	LOCATION
02/05/1921	L • 18-15	Pine Bluff	Pine Bluff
12/28/1921	L • 32-22	Pine Bluff	Pine Bluff
12/29/1921	L • 26-25	Pine Bluff	Pine Bluff

**RHODES COLLEGE - TENNESSEE**

O • 12-0	H • 7-0	A • 5-0	N • 0-0
DATE	RESULT	LOCATION	LOCATION
01/16/1934	W • 67-26	Memphis	Memphis
01/17/1934	W • 64-25	Memphis	Memphis
01/14/1935	W • 57-17	Starkville	Starkville
01/15/1935	W • 64-29	Starkville	Starkville
01/11/1939	W • 30-28	Starkville	Starkville
01/12/1939	W • 38-28	Starkville	Starkville
12/16/1940	W • 42-40	Starkville	Starkville
01/20/1941	W • 51-33	Memphis	Memphis
12/12/1955	W • 76-63	Starkville	Starkville
12/10/1956	W • 83-56	Memphis	Memphis
12/07/1957	W • 97-75	Starkville	Starkville
12/06/1958	W • 91-46	Memphis	Memphis

**SAINT PAUL'S COLLEGE - LOUISIANA**

O • 1-1	H • 0-0	A • 1-1	N • 0-0
DATE	RESULT	LOCATION	LOCATION
02/10/1915	L • 29-19	Covington	Covington
02/11/1915	W • 32-22	Covington	Covington

**SAINT STANISLAUS COLLEGE - MISSISSIPPI**

O • 2-0	H • 0-0	A • 2-0	N • 0-0
DATE	RESULT	LOCATION	LOCATION
12/20/1924	W • 22-11	Bay St. Louis	Bay St. Louis
12/20/1926	W • 31-15	Bay St. Louis	Bay St. Louis

**SCRANTON - PENNSYLVANIA**

O • 0-1	H • 0-0	A • 0-1	N • 0-0
DATE	RESULT	LOCATION	LOCATION
01/01/1938	L • 35-34	Scranton	Scranton

**SEWANEЕ - UNIVERSITY OF THE SOUTH - TENNESSEE**

O • 10-1	H • 7-0	A • 3-1	N • 0-0
DATE	RESULT	LOCATION	LOCATION
01/05/1927	W • 53-10	Starkville	Starkville
02/12/1932	W • 25-22	Starkville	Starkville
12/04/1951	W • 71-46	Starkville	Starkville
02/22/1952	W • 73-67	Sewanee	Sewanee
12/01/1952	W • 60-53	Starkville	Starkville
02/16/1954	W • 65-61	Sewanee	Sewanee
12/13/1954	W • 77-74	Starkville	Starkville
01/17/1956	L • 76-72	Sewanee	Sewanee
12/07/1970	W • 102-73	Starkville	Starkville
12/04/1971	W • 69-48	Sewanee	Sewanee
12/08/1972	W • 83-65	Starkville	Starkville

**SPRING HILL COLLEGE - ALABAMA**

O • 2-0	H • 2-0	A • 0-0	N • 0-0
DATE	RESULT	LOCATION	LOCATION
01/08/1942	W • 47-31	Starkville	Starkville
12/13/1960	W • 98-75	Starkville	Starkville

**TAMPA - FLORIDA**

O • 2-0	H • 1-0	A • 1-0	N • 0-0
DATE	RESULT	LOCATION	LOCATION
02/01/1956	W • 89-64	Starkville	Starkville
02/15/1957	W • 113-87	Tampa	Tampa

**THE RAIL LITES - TENNESSEE**

O • 0-2	H • 0-0	A • 0-2	N • 0-0
DATE	RESULT	LOCATION	LOCATION
01/21/1928	L • 45-25	Chattanooga	Chattanooga
12/21/1928	L • 44-20	Chattanooga	Chattanooga

**TRUMAN STATE - MISSOURI**

O • 2-0	H • 2-0	A • 0-0	N • 0-0
DATE	RESULT	LOCATION	LOCATION
12/09/1976	W • 107-58	Starkville	Starkville
12/17/1992	W • 75-48	Starkville	Starkville

**UNION - TENNESSEE**

O • 12-0	H • 10-0	A • 2-0	N • 0-0
DATE	RESULT	LOCATION	LOCATION
02/16/1911	W • 66-18	Starkville	Starkville
02/17/1911	W • 32-12	Starkville	Starkville
02/01/1912	W • 66-18	Starkville	Starkville
02/02/1912	W • 36-11	Starkville	Starkville
01/31/1913	W • 35-16	Starkville	Starkville
02/01/1913	W • 41-15	Starkville	Starkville
01/24/1922	W • 30-16	Jackson	Jackson
11/30/1956	W • 87-64	Starkville	Starkville
12/02/1957	W • 80-56	Jackson	Jackson
12/04/1958	W • 121-78	Starkville	Starkville
12/07/1959	W • 88-68	Starkville	Starkville
12/05/1960	W • 115-59	Starkville	Starkville

**WASHINGTON - ST. LOUIS - MISSOURI**

O • 0-1	H • 0-0	A • 0-1	N • 0-0
DATE	RESULT	LOCATION	LOCATION
12/06/1954	L • 66-44	St. Louis	St. Louis

**WASHINGTON & LEE - VIRGINIA**

O • 1-0	H • 0-0	A • 0-0	N • 1-0
DATE	RESULT	LOCATION	LOCATION
02/24/1928	W • 44-24	Atlanta, GA	Atlanta, GA

**WESTERN NEW MEXICO**

O • 1-0	H • 1-0	A • 0-0	N • 0-0
DATE	RESULT	LOCATION	LOCATION
12/05/1987	W • 86-56	Starkville	Starkville



<b>1908-09 - 5-5</b>		<b>HEAD COACH - T.H. WERNER</b>	
<b>DATE</b>	<b>OPPONENT</b>	<b>W/L</b>	<b>SCORE</b>
01/01	Columbus Athletic Club	W	35-6
01/22	Brownsville Athletic Club	W	75-0
01/24	at Columbus Athletic Club	W	61-1
01/29	College of Memphis	W	27-14
01/30	College of Memphis	W	25-8
02/05	at Mississippi College	L	26-22
02/06	at LSU	L	18-12
02/08	at LSU	L	14-10
02/09	at Tulane	L	19-16
02/10	at New Orleans YMCA	L	22-20

**1909-10 - NO TEAM**

<b>1910-11 - 2-4</b>		<b>HEAD COACH - W.D. CHADWICK</b>	
<b>DATE</b>	<b>OPPONENT</b>	<b>W/L</b>	<b>SCORE</b>
01/27	Mississippi College	L	23-15
01/28	Mississippi College	L	25-10
02/07	LSU	L	33-17
02/08	LSU	L	42-12
02/16	Union	W	66-18
02/17	Union	W	32-12

<b>1911-12 - 9-0</b>		<b>HEAD COACH - E.C. HAYES</b>	
<b>SOUTHERN CONFERENCE CHAMPIONS</b>			
<b>DATE</b>	<b>OPPONENT</b>	<b>W/L</b>	<b>SCORE</b>
01/25	Mississippi College	W	45-17
01/26	Mississippi College	W	30-20
02/01	Union	W	66-18
02/02	Union	W	36-11
02/06	LSU	W	22-16
02/07	LSU	W	21-11
02/12	at Millsaps College	W	22-6
02/14	at Mississippi College	W	25-17
02/15	at Mississippi College	W	21-13

<b>1912-13 - 11-1</b>		<b>HEAD COACH - E.C. HAYES</b>	
<b>SOUTHERN CONFERENCE CHAMPIONS</b>			
<b>DATE</b>	<b>OPPONENT</b>	<b>W/L</b>	<b>SCORE</b>
01/24	Millsaps College	W	35-15
01/25	Millsaps College	L	24-21
01/31	Union	W	35-16
02/01	Union	W	41-15
02/04	Mississippi College	W	45-5
02/05	Mississippi College	W	43-15
02/06	Alabama	W	26-21
02/07	Alabama	W	21-16
02/13	Mercer	W	28-10
02/14	Mercer	W	29-22
02/20	Maryville College	W	49-13
02/21	Maryville College	W	35-18

<b>1913-14 - 13-2</b>		<b>HEAD COACH - E.C. HAYES</b>	
<b>SOUTHERN CONFERENCE CHAMPIONS</b>			
<b>DATE</b>	<b>OPPONENT</b>	<b>W/L</b>	<b>SCORE</b>
01/14	Millsaps College	W	63-8
01/15	Millsaps College	W	46-9
01/30	Mississippi College	W	42-9
01/31	Mississippi College	W	50-11
02/07	at Millsaps College	W	66-23
02/09	at Mississippi College	W	43-9
02/10	at Mississippi College	W	22-12
02/13	Alabama	L	42-31
02/14	Alabama	L	42-26
02/20	Tulane	W	40-14
02/21	Tulane	W	35-14
02/25	Ole Miss	W	68-15
02/26	Ole Miss	W	84-18
02/27	at Ole Miss	W	12-10
02/28	at Ole Miss	W	20-8

<b>1914-15 - 8-6</b>		<b>HEAD COACH - E.C. HAYES</b>	
<b>DATE</b>	<b>OPPONENT</b>	<b>W/L</b>	<b>SCORE</b>
01/14	Mississippi College	W	50-0
01/15	Mississippi College	W	53-3
01/22	Auburn	W	44-16
01/23	Auburn	W	32-11
02/05	Alabama	W	35-28
02/06	Alabama	W	33-21
02/10	at Saint Paul's College	L	29-19
02/11	at Saint Paul's College	W	32-22
02/12	at LSU	L	24-12
02/13	at LSU	W	15-14
02/19	at Alabama	L	28-25
02/20	at Alabama	L	31-21
02/22	at Auburn	L	19-18
02/23	at Auburn	L	21-17

<b>1915-16 - 11-5</b>		<b>HEAD COACH - E.C. HAYES</b>	
<b>SOUTHERN CONFERENCE CHAMPIONS</b>			
<b>DATE</b>	<b>OPPONENT</b>	<b>W/L</b>	<b>SCORE</b>
01/19	at Laurel YMCA	W	38-25
01/20	at Tulane	L	25-12
01/21	at Tulane	L	20-16
01/22	LSU	L	31-21
01/26	at Memphis YMCA	W	32-28
01/27	at Ole Miss	W	28-9
01/28	at Ole Miss	W	33-20
02/01	Cumberland	W	39-13
02/02	Cumberland	W	42-8
02/04	at Alabama	L	26-12
02/05	at Alabama	L	32-22
02/07	LSU	W	23-17
02/11	Millsaps College	W	60-21
02/12	Millsaps College	W	41-15
02/18	Alabama	W	28-21
02/19	Alabama	W	37-23





1916-17 - 6-4		HEAD COACH - E. C. HAYES	
DATE	OPPONENT	W/L	SCORE
01/26	at LSU	L	36-28
01/27	at LSU	L	38-17
01/29	at Mississippi College	W	28-17
01/30	at Mississippi College	L	36-31
02/05	Mississippi College	W	18-8
02/06	Mississippi College	W	23-19
02/16	Ole Miss	W	35-20
02/17	Ole Miss	W	42-24
02/23	at Ole Miss	W	42-25
02/24	at Ole Miss	L	29-15

## 1917-18 - NO TEAM - WORLD WAR I

## 1918-19 - 4-3

## HEAD COACH - E. C. HAYES

DATE	OPPONENT	W/L	SCORE
01/17	at Memphis YMCA	L	23-19
01/18	at Jonesboro YMCA	L	46-25
01/19	at Park Aviation Field	L	28-18
02/07	at Ole Miss	W	32-23
02/08	at Ole Miss	W	52-14
02/28	at Mississippi College	W	39-23
03/01	at Mississippi College	W	39-31

## 1919-20 - 12-5

## HEAD COACH - E. C. HAYES

DATE	OPPONENT	W/L	SCORE
01/05	Chicago College	L	22-20
01/21	at Meridian College	W	48-31
01/22	at Mobile YMCA	L	43-28
01/23	at Tulane	W	30-14
01/24	at LSU	L	27-12
02/06	at Ole Miss	L	23-10
02/07	at Ole Miss	W	21-15
02/11	Samford	W	56-10
02/12	Samford	W	27-13
02/19	Alabama	W	23-10
02/20	at Birmingham Athletic Club	W	37-23
02/21	at Samford	L	26-23
02/23	Furman	W	69-26
02/24	Mississippi College	W	40-16
02/25	Mississippi College	W	25-23
02/27	Ole Miss	W	49-13
02/28	Ole Miss	W	30-12

## 1920-21 - 10-6

## HEAD COACH - E. C. HAYES

DATE	OPPONENT	W/L	SCORE
01/21	Ole Miss	W	33-12
01/22	Ole Miss	W	34-20
01/28	Mississippi College	W	46-16
01/29	Mississippi College	W	33-21
02/02	at Ole Miss	L	17-13
02/03	at Ole Miss	L	23-13
02/04	at Memphis YMCA	L	24-18
02/05	at Pine Bluff YMCA	L	18-15
02/09	Alabama	W	25-18
02/10	Alabama	W	26-15
02/17	at Alabama	W	23-16
02/18	at Alabama	W	35-13
02/19	at Birmingham Athletic Club	L	36-26

## SIAA TOURNAMENT - ATLANTA, GEORGIA

02/25	vs. Furman	W	41-7
02/28	vs. Millsaps College	W	25-11
03/01	vs. Kentucky	L	28-14

1921-22 - 12-10 - 0-4 SOCON		HEAD COACH - E. C. HAYES	
DATE	OPPONENT	W/L	SCORE
12/28	at Pine Bluff YMCA	L	32-22
12/29	at Pine Bluff YMCA	L	26-25
12/30	at Memphis YMCA	L	26-11
12/31	at Birmingham Athletic Club	L	35-15
01/06	Baylor Medical School	W	42-26
01/07	Baylor Medical School	W	45-15
01/13	at Mississippi College	W	26-6
01/14	at Mississippi College	W	25-11
01/20	Mississippi College	W	21-11
01/21	Mississippi College	W	46-8
01/24	at Union	W	30-16
01/25	at Vanderbilt [SoCon]	L	22-18
01/26	at Kentucky [SoCon]	L	28-21
01/27	at Alabama [SoCon]	L	43-10
01/28	at Alabama [SoCon]	L	30-11
02/03	at Ole Miss	W	30-27
02/04	at Ole Miss	W	27-24
02/08	Tulane	W	49-36
02/09	Tulane	W	41-21
02/17	Ole Miss	L	27-25
02/18	Ole Miss	W	48-17
<b>SIAA TOURNAMENT - ATLANTA, GEORGIA</b>			
02/25	vs. Georgia Tech	L	34-30

## 1922-23 - 15-4 - 8-3 SOCON

## HEAD COACH - E. C. HAYES

## SIAA TOURNAMENT CHAMPIONS

DATE	OPPONENT	W/L	SCORE
01/16	at LSU [SoCon]	W	36-25
01/17	at LSU [SoCon]	W	35-20
01/18	at Tulane [SoCon]	L	45-34
01/19	at Tulane [SoCon]	W	30-27
01/22	Millsaps College	W	32-13
01/23	Millsaps College	L	27-20
01/27	Vanderbilt [SoCon]	L	34-27
02/05	Ole Miss [SoCon]	W	29-14
02/06	Ole Miss [SoCon]	W	23-18
02/08	Mississippi College	W	30-18
02/12	at Ole Miss [SoCon]	W	28-26
02/13	at Ole Miss [SoCon]	L	30-27
02/14	at Memphis YMCA	W	32-22
02/19	Georgia Tech [SoCon]	W	45-31
02/24	Alabama [SoCon]	W	47-31

## SIAA TOURNAMENT - ATLANTA, GEORGIA

02/28	vs. Furman	W	47-23
03/01	vs. Ole Miss	W	33-26
03/02	vs. Georgia Tech	W	25-19
03/03	vs. Chattanooga	W	33-21



<b>1923-24 • 13-8 • 8-4 SOCON</b>		<b>HEAD COACH - E. C. HAYES</b>	
<b>DATE</b>	<b>OPPONENT</b>	<b>W/L</b>	<b>SCORE</b>
01/04	at Memphis YMCA	L	21-20
01/05	at Birmingham Athletic Club	W	39-28
01/07	at Alabama [SoCon]	W	29-23
01/11	at Vanderbilt [SoCon]	L	24-23
01/12	at Nashville Ramblers	L	32-28
01/14	at Kentucky [SoCon]	W	17-16
01/15	at Tennessee [SoCon]	L	20-17
01/21	Millsaps College	W	37-21
01/30	Tennessee [SoCon]	W	48-26
02/02	at Georgia Tech [SoCon]	W	40-32
02/04	at Mercer	L	24-22
02/05	at Atlanta Athletic Club	W	42-33
02/13	LSU [SoCon]	W	34-29
02/14	LSU [SoCon]	W	54-34
02/16	Georgia Tech [SoCon]	W	51-28
02/19	Alabama [SoCon]	L	45-28
02/21	at Ole Miss [SoCon]	L	29-27
02/23	Ole Miss [SoCon]	W	47-42

<b>SOCON TOURNAMENT - ATLANTA, GEORGIA</b>			
02/29	vs. Tennessee	W	33-18
03/01	vs. Tulane	W	38-30
03/03	vs. North Carolina	L	33-23

<b>1924-25 • 14-9 • 4-4 SOCON</b>		<b>HEAD COACH - K. P. GATCHELL</b>	
<b>DATE</b>	<b>OPPONENT</b>	<b>W/L</b>	<b>SCORE</b>
12/18	Baylor Medical School	W	30-15
12/19	at Meridian All-Stars	W	65-8
12/20	at Saint Stanislaus College	W	22-11
12/22	at Hattiesburg YMCA	W	22-19
12/23	at Laurel YMCA	W	30-25
01/03	at Albany YMCA	L	40-23
01/04	at Atlanta Athletic Club	L	29-25
01/05	at Macon YMCA	W	26-24
01/06	at Fort Benning	W	41-38
01/07	at Birmingham Athletic Club	W	34-23
01/12	Mississippi College	W	33-32
01/13	Mississippi College	L	35-33
01/15	Tulane [SoCon]	W	29-27
01/20	at Memphis YMCA	L	41-33
01/24	Memphis YMCA	W	28-24
01/31	at Alabama [SoCon]	L	36-28
02/02	at Tulane [SoCon]	L	35-15
02/03	at LSU [SoCon]	L	24-17
02/06	Vanderbilt [SoCon]	W	29-20
02/09	Ole Miss [SoCon]	W	34-30
02/14	Alabama [SoCon]	L	33-26
02/20	at Ole Miss [SoCon]	W	38-28

<b>SOCON TOURNAMENT - ATLANTA, GEORGIA</b>			
03/02	vs. Kentucky	L	31-26

<b>1925-26 • 14-8 • 5-3 SOCON</b>		<b>HEAD COACH - BERNIE BIEMAN</b>	
<b>DATE</b>	<b>OPPONENT</b>	<b>W/L</b>	<b>SCORE</b>
12/22	at Memphis YMCA	L	32-31
12/23	at Chevrolet All-Stars	L	26-17
01/05	at Birmingham YMHA	W	44-13
01/09	Birmingham-Southern College	W	29-7
01/14	at Mississippi College	L	37-36
01/15	at Millsaps College	W	36-14
01/16	at Tulane [SoCon]	W	32-24
01/20	Vanderbilt [SoCon]	W	36-27
01/23	at Ole Miss [SoCon]	L	33-20
01/30	Mercer	W	35-30
02/04	at Birmingham Athletic Club	L	32-31
02/05	at Vanderbilt [SoCon]	L	21-20
02/06	at Georgia Tech [SoCon]	W	31-20
02/13	Tulane [SoCon]	L	31-27
02/15	Mississippi College	W	34-32
02/16	Mississippi College	W	29-22
02/22	Alabama [SoCon]	W	34-21
02/24	at Alabama [SoCon]	W	28-27

<b>SOCON TOURNAMENT - ATLANTA, GEORGIA</b>			
02/26	vs. Maryland	W	22-19
02/27	vs. North Carolina State - NC State	W	32-29
03/01	vs. Kentucky	W	31-26
03/02	vs. North Carolina	L	38-23

<b>1926-27 • 17-7 • 7-5 SOCON</b>		<b>HEAD COACH - BERNIE BIEMAN</b>	
<b>DATE</b>	<b>OPPONENT</b>	<b>W/L</b>	<b>SCORE</b>
12/18	at Southern Miss - USM	W	38-21
12/20	at Saint Stanislaus College	W	31-15
12/21	at Loyola - New Orleans	W	38-15
12/22	at Mobile YMCA	W	26-17
12/23	at Meridian All-Stars	W	52-17
01/05	Sewanee [SoCon]	W	53-10
01/10	at Auburn [SoCon]	W	34-31
01/11	at Auburn [SoCon]	L	27-24
01/12	at Birmingham Athletic Club	W	22-21
01/14	Millsaps College	W	28-23
01/15	Millsaps College	W	38-24
01/20	at Mississippi College	W	27-21
01/21	at Tulane [SoCon]	W	32-18
01/22	at Tulane [SoCon]	W	23-16
01/29	Vanderbilt [SoCon]	L	36-34
02/04	Ole Miss [SoCon]	W	36-22
02/05	Ole Miss [SoCon]	W	30-24
02/07	at Ole Miss [SoCon]	L	31-28
02/08	at Ole Miss [SoCon]	L	26-19
02/12	Birmingham Athletic Club	W	38-33
02/14	Mississippi College	L	44-28
02/15	Alabama [SoCon]	W	40-24
02/18	at Alabama [SoCon]	L	22-11

<b>SOCON TOURNAMENT - ATLANTA, GEORGIA</b>			
02/25	vs. Georgia Tech	L	40-24

**1927-28 • 13-7 • 10-1 SOCON HEAD COACH • RAY G. DAUBER**

DATE	OPPONENT	W/L	SCORE
12/16	Birmingham Boys Club	L	20-19
12/17	Birmingham Boys Club	L	32-27
12/31	at Memphis YMCA	W	30-20
01/06	Tulane [SoCon]	W	52-14
01/07	Tulane [SoCon]	W	36-18
01/13	at Mississippi College	L	34-26
01/14	at Mississippi College	L	38-21
01/20	at Vanderbilt [SoCon]	W	44-38
01/21	at The Rail Lites	L	45-25
01/27	LSU [SoCon]	W	46-26
01/28	LSU [SoCon]	W	29-23
02/06	at Ole Miss [SoCon]	W	38-30
02/07	at Ole Miss [SoCon]	W	29-27
02/12	at Alabama [SoCon]	L	29-28
02/18	Alabama [SoCon]	W	26-21
02/20	Ole Miss [SoCon]	W	45-34
02/21	Ole Miss [SoCon]	W	40-36

**SOCON TOURNAMENT - ATLANTA, GEORGIA**

02/24	vs. Washington & Lee	W	44-24
02/25	vs. Virginia • UVA	W	44-28
02/27	vs. Auburn	L	42-34

**1928-29 • 8-15 • 5-8 SOCON HEAD COACH • RAY G. DAUBER**

DATE	OPPONENT	W/L	SCORE
12/20	at Nashville Ramblers	L	26-14
12/21	at The Rail Lites	L	44-20
12/22	at Birmingham YMCA	L	32-18
01/04	at Memphis YMCA	W	28-19
01/05	at Memphis YMCA	L	27-26
01/11	Mississippi College	L	31-28
01/12	Mississippi College	L	24-21
01/19	at Tulane [SoCon]	L	30-25
01/20	at Tulane [SoCon]	L	27-18
01/22	vs. Mississippi College	W	26-14
01/23	at Mississippi College	W	25-23
01/26	Vanderbilt [SoCon]	W	47-32
02/02	Kentucky [SoCon]	L	25-23
02/03	vs. Kentucky [SoCon • J]	L	32-14
02/04	at LSU [SoCon]	W	26-16
02/05	at LSU [SoCon]	L	39-29
02/08	Ole Miss [SoCon]	W	32-30
02/09	Ole Miss [SoCon]	W	28-26
02/15	at Ole Miss [SoCon]	L	37-21
02/16	at Ole Miss [SoCon]	L	41-27
02/23	at Alabama [SoCon]	L	30-28
02/25	Alabama [SoCon]	W	22-21

**SOCON TOURNAMENT - ATLANTA, GEORGIA**

03/01	vs. North Carolina	L	43-18
-------	--------------------	---	-------

**1929-30 • 5-8 • 2-8 SOCON HEAD COACH • RAY G. DAUBER**

DATE	OPPONENT	W/L	SCORE
01/10	at Meridian All-Stars	W	43-17
01/11	at Southern Miss • USM	W	50-29
01/12	at Southern Miss • USM	W	31-16
01/17	vs. Tulane [SoCon • J]	W	22-20
01/18	vs. Tulane [SoCon • J]	L	22-19
01/24	at Kentucky [SoCon]	L	38-17
01/25	at Kentucky [SoCon]	L	20-14
02/01	vs. LSU [SoCon • M]	L	30-24
02/07	vs. Ole Miss [SoCon • G]	L	30-26
02/08	vs. Ole Miss [SoCon • G]	L	23-19
02/11	at Ole Miss [SoCon]	L	38-31
02/12	at Ole Miss [SoCon]	W	28-27
02/21	at Alabama [SoCon]	L	26-22

**1930-31 • NO TEAM****1931-32 • 5-10 • 4-9 SOCON HEAD COACH • RAY G. DAUBER**

DATE	OPPONENT	W/L	SCORE
01/15	at Tulane [SoCon]	W	21-18
01/16	at Tulane [SoCon]	W	36-26
01/18	at LSU [SoCon]	W	29-28
01/19	at LSU [SoCon]	L	40-15
01/25	LSU [SoCon]	L	30-26
01/26	LSU [SoCon]	L	33-29
02/05	at Ole Miss [SoCon]	L	37-19
02/06	at Ole Miss [SoCon]	L	31-25
02/12	Sewanee [SoCon]	W	25-22
02/13	Mississippi College	W	27-20
02/17	Alabama [SoCon]	L	26-25
02/19	Ole Miss [SoCon]	L	35-25
02/20	Ole Miss [SoCon]	L	38-26
02/22	at Alabama [SoCon]	L	30-23

**SOCON TOURNAMENT - ATLANTA, GEORGIA**

02/26	vs. Georgia	L	48-26
-------	-------------	---	-------

**1932-33 • 6-13 • 3-9 SEC HEAD COACH • RAY G. DAUBER**

DATE	OPPONENT	W/L	SCORE
01/06	Mississippi College	L	46-26
01/07	Mississippi College	W	43-24
01/11	LSU [SEC]	L	32-28
01/12	LSU [SEC]	L	49-26
01/17	at LSU [SEC]	L	45-40
01/18	at LSU [SEC]	L	37-33
01/20	at Tulane [SEC]	L	31-29
01/21	at Tulane [SEC]	W	40-29
02/03	at Mississippi College	L	41-40
02/04	at Mississippi College	L	40-31
02/06	Alabama [SEC]	L	38-36
02/10	Ole Miss [SEC]	W	40-36
02/11	Ole Miss [SEC]	W	32-25
02/17	at Ole Miss [SEC]	L	50-49
02/18	at Ole Miss [SEC]	L	41-27
02/20	at Alabama [SEC]	L	41-16

**SEC TOURNAMENT - ATLANTA, GEORGIA**

02/25	vs. Alabama	W	30-25
02/27	vs. Vanderbilt	W	48-36
02/28	vs. Kentucky	L	46-27

**1933-34 • 8-11 • 4-8 SEC HEAD COACH • EDWIN "GOAT" HALE**

DATE	OPPONENT	W/L	SCORE
01/09	LSU [SEC]	W	47-46
01/10	LSU [SEC]	L	48-23
01/12	at Mississippi College	L	47-25
01/13	at Mississippi College	W	29-27
01/16	at Rhodes College	W	67-26
01/17	at Rhodes College	W	64-25
01/29	Alabama [SEC]	L	37-24
02/02	Ole Miss [SEC]	W	41-25
02/03	Ole Miss [SEC]	L	29-22
02/05	at Tulane [SEC]	L	33-24
02/06	at Tulane [SEC]	W	24-17
02/08	at LSU [SEC]	L	54-39
02/09	at LSU [SEC]	L	61-30
02/13	Mississippi College	L	38-34
02/14	Mississippi College	W	34-28
02/16	at Alabama [SEC]	L	29-28
02/19	at Ole Miss [SEC]	W	29-24
02/20	at Ole Miss [SEC]	L	36-35

**SEC TOURNAMENT - ATLANTA, GEORGIA**

02/24	vs. Alabama	L	37-25
-------	-------------	---	-------



<b>1934-35 - 12-6 - 5-5 SEC</b>		<b>HEAD COACH - EDWIN "GOAT" HALE</b>	
<b>DATE</b>	<b>OPPONENT</b>	<b>W/L</b>	<b>SCORE</b>
01/12	Amory Independents	W	58-21
01/14	Rhodes College	W	57-17
01/15	Rhodes College	W	64-29
02/01	Mississippi College	W	43-37
02/02	Mississippi College	L	34-26
02/05	Delta State	W	48-29
02/08	Ole Miss [SEC]	W	55-37
02/09	Ole Miss [SEC]	W	61-31
02/10	at Mississippi College	W	44-42
02/11	at Mississippi College	W	33-24
02/13	at LSU [SEC]	L	67-31
02/14	at LSU [SEC]	L	46-39
02/15	at Tulane [SEC]	W	53-31
02/16	at Tulane [SEC]	W	41-40
02/22	at Alabama [SEC]	L	30-22
02/23	Alabama [SEC]	W	45-41
02/25	at Ole Miss [SEC]	L	35-33
02/26	at Ole Miss [SEC]	L	40-38

<b>1935-36 - 11-6 - 9-5 SEC</b>		<b>HEAD COACH - FRANK CARIDEO</b>	
<b>DATE</b>	<b>OPPONENT</b>	<b>W/L</b>	<b>SCORE</b>
12/18	Oglethorpe	W	57-23
12/19	Oglethorpe	W	47-26
01/10	Florida [SEC]	W	53-31
01/11	Florida [SEC]	W	36-22
01/13	LSU [SEC]	W	49-38
01/14	LSU [SEC]	L	32-30
01/29	Alabama [SEC]	W	33-20
02/07	Ole Miss [SEC]	L	48-42
02/08	Ole Miss [SEC]	W	39-38
02/10	at LSU [SEC]	L	43-37
02/11	at LSU [SEC]	L	45-40
02/13	Tulane [SEC]	W	45-31
02/14	Tulane [SEC]	W	45-32
02/20	at Ole Miss [SEC]	W	51-43
02/21	at Ole Miss [SEC]	W	41-32
02/24	at Alabama [SEC]	L	54-19

<b>SEC TOURNAMENT - KNOXVILLE, TENNESSEE</b>			
02/29	vs. Kentucky	L	41-39

<b>1936-37 - 15-9 - 6-7 SEC</b>		<b>HEAD COACH - FRANK CARIDEO</b>	
<b>DATE</b>	<b>OPPONENT</b>	<b>W/L</b>	<b>SCORE</b>
12/12	Mississippi College	W	36-25
12/14	Millsaps College	W	32-16
01/08	at Florida [SEC]	W	27-25
01/09	at Florida [SEC]	W	33-16
01/11	at Duke	W	33-29
01/12	at Saint Joseph's	L	36-28
01/13	at Catholic University	W	41-28
01/16	LSU [SEC]	W	53-36
02/04	Loyola - New Orleans	W	59-44
02/05	Loyola - New Orleans	W	37-25
02/06	Millsaps College	W	49-27
02/09	Ole Miss [SEC]	L	40-36
02/10	Ole Miss [SEC]	W	43-34
02/12	at Tulane [SEC]	W	33-23
02/13	at Tulane [SEC]	L	41-29
02/15	at LSU [SEC]	L	42-41
02/16	at LSU [SEC]	W	39-38
02/17	at Mississippi College	W	46-42
02/18	Mexico City YMCA	W	41-16
02/19	Alabama [SEC]	L	32-20
02/20	at Alabama [SEC]	L	38-25
02/22	at Ole Miss [SEC]	L	36-34
02/23	at Ole Miss [SEC]	L	50-42

<b>SEC TOURNAMENT - KNOXVILLE, TENNESSEE</b>			
02/26	vs. Georgia Tech	L	43-30

<b>1937-38 - 9-12 - 7-9 SEC</b>		<b>HEAD COACH - FRANK CARIDEO</b>	
<b>DATE</b>	<b>OPPONENT</b>	<b>W/L</b>	<b>SCORE</b>
12/14	Delta State	W	51-35
12/30	at Saint Joseph's	L	39-23
01/01	at Scranton - Pennsylvania	L	35-34
01/04	at Duke	W	25-23
01/05	at Tennessee [SEC]	W	35-31
01/08	Tennessee [SEC]	W	34-31
01/11	vs. Ole Miss [SEC - M]	L	49-37
01/12	vs. Ole Miss [SEC - J]	W	58-45
01/31	at LSU [SEC]	L	38-33
02/01	at LSU [SEC]	L	31-22
02/04	Ole Miss [SEC]	W	43-41
02/05	Ole Miss [SEC]	L	45-44
02/11	Tulane [SEC]	W	41-36
02/12	Tulane [SEC]	L	36-34
02/14	LSU [SEC]	L	66-44
02/15	LSU [SEC]	W	63-46
02/18	at Ole Miss [SEC]	L	70-38
02/19	at Ole Miss [SEC]	L	59-45
02/22	at Alabama [SEC]	L	37-35
02/26	Alabama [SEC]	W	44-37

<b>SEC TOURNAMENT - BATON ROUGE, LOUISIANA</b>			
03/03	vs. Tennessee	L	41-34

<b>1938-39 - 8-12 - 5-10 SEC</b>		<b>HEAD COACH - FRANK CARIDEO</b>	
<b>DATE</b>	<b>OPPONENT</b>	<b>W/L</b>	<b>SCORE</b>
12/13	Samford	W	31-29
12/14	Samford	L	43-40
01/06	vs. Ole Miss [SEC - M]	L	40-39
01/07	vs. Ole Miss [SEC - J]	W	37-33
01/11	Rhodes College	W	30-28
01/12	Rhodes College	W	38-28
01/14	Tennessee [SEC]	W	24-23
01/30	LSU [SEC]	L	48-32
01/31	LSU [SEC]	W	31-29
02/03	at LSU [SEC]	L	47-45
02/04	at LSU [SEC]	L	54-33
02/09	at Ole Miss [SEC]	L	44-43
02/10	at Ole Miss [SEC]	L	33-30
02/13	at Kentucky [SEC]	L	39-28
02/14	at Tennessee [SEC]	L	42-30
02/20	Alabama [SEC]	L	38-26
02/23	Ole Miss [SEC]	W	39-36
02/24	Ole Miss [SEC]	W	51-27
02/27	at Alabama [SEC]	L	49-36

<b>SEC TOURNAMENT - KNOXVILLE, TENNESSEE</b>			
03/01	vs. Vanderbilt	L	73-40

<b>1939-40 - 9-6 - 4-5 SEC</b>		<b>HEAD COACH - STANFIELD "DICK" HITT</b>	
<b>DATE</b>	<b>OPPONENT</b>	<b>W/L</b>	<b>SCORE</b>
01/05	Samford	W	45-36
01/06	Samford	W	38-32
01/13	LSU [SEC]	W	49-37
01/27	at Millsaps College	W	38-28
01/29	at LSU [SEC]	L	55-42
01/30	at Mississippi College	W	58-47
02/01	Mississippi College	W	73-53
02/05	vs. Ole Miss [SEC - V]	W	50-46
02/06	Ole Miss [SEC]	W	47-35
02/10	Tulane [SEC]	W	54-38
02/11	at Kentucky [SEC]	L	45-37
02/17	at Ole Miss [SEC]	L	64-51
02/20	at Alabama [SEC]	L	34-26
02/23	Alabama [SEC]	L	34-33

<b>SEC TOURNAMENT - KNOXVILLE, TENNESSEE</b>			
02/28	vs. Vanderbilt	L	46-36



1940-41 • 12-10 • 6-6 SEC		HEAD COACH • STANFIELD "DICK" HITT	
DATE	OPPONENT	W/L	SCORE
12/11	Mississippi College	W	38-34
12/13	Samford	W	29-28
12/14	Samford	L	29-26
12/16	Rhodes College	W	42-40
12/20	Florida [SEC]	L	53-30
01/07	at Ole Miss [SEC]	L	35-30
01/08	Ole Miss [SEC]	W	30-23
01/11	LSU [SEC]	W	35-26
01/20	at Rhodes College	W	51-33
01/21	at Murray State	L	56-36
01/22	at Western Kentucky • WKU	L	63-47
01/24	at Tennessee [SEC]	L	37-28
01/25	at Samford	W	48-37
01/30	Alabama [SEC]	W	31-30
02/05	at Auburn [SEC]	W	48-44
02/07	vs. Mississippi College [V]	W	63-45
02/08	at LSU [SEC]	L	39-37
02/10	at Tulane [SEC]	W	42-35
02/18	at Ole Miss [SEC]	L	41-40
02/19	Ole Miss [SEC]	W	33-20
02/21	at Alabama [SEC]	L	32-28
<b>SEC TOURNAMENT • LOUISVILLE, KENTUCKY</b>			
02/27	vs. Tennessee	L	35-29

1941-42 • 13-7 • 9-6 SEC		HEAD COACH • STANFIELD "DICK" HITT	
DATE	OPPONENT	W/L	SCORE
12/15	Samford	W	29-26
12/16	Samford	W	36-32
12/18	Auburn [SEC]	L	39-29
01/08	Spring Hill College	W	47-31
01/10	LSU [SEC]	W	43-41
01/12	Tulane [SEC]	W	28-25
01/21	Mississippi College	W	43-25
01/23	at Tulane [SEC]	W	32-31
01/24	at LSU [SEC]	L	51-40
02/02	Ole Miss [SEC]	L	33-31
02/04	at Ole Miss [SEC]	W	52-37
02/06	Vanderbilt [SEC]	L	41-38
02/13	at Alabama [SEC]	L	37-27
02/14	at Auburn [SEC]	W	41-40
02/16	at Florida [SEC]	L	48-47
02/17	at Florida [SEC]	W	48-31
02/19	Alabama [SEC]	W	33-32
02/21	Ole Miss [SEC]	W	37-30
02/23	at Ole Miss [SEC]	W	42-34
<b>SEC TOURNAMENT • LOUISVILLE, KENTUCKY</b>			
02/27	vs. Tennessee	L	50-40

1942-43 • 14-8 • 13-7 SEC		HEAD COACH • STANFIELD "DICK" HITT	
DATE	OPPONENT	W/L	SCORE
12/11	Auburn [SEC]	W	41-35
12/12	Auburn [SEC]	W	36-26
12/14	Florida [SEC]	W	43-36
12/15	Florida [SEC]	W	33-29
12/17	at Auburn [SEC]	W	38-37
12/18	at Auburn [SEC]	W	44-40
01/08	Tennessee [SEC]	L	35-33
01/09	LSU [SEC]	W	48-40
01/12	Tulane [SEC]	W	37-29
01/20	at LSU [SEC]	L	61-40
01/21	at Tulane [SEC]	L	58-43
01/30	Vanderbilt [SEC]	W	45-40
02/06	at Tennessee [SEC]	L	42-36
02/08	at Vanderbilt [SEC]	L	45-35
02/12	at Ole Miss [SEC]	L	52-51
02/13	at Ole Miss [SEC]	W	54-43
02/16	Alabama [SEC]	W	49-41
02/19	Ole Miss [SEC]	W	51-39
02/20	Ole Miss [SEC]	W	46-45
02/22	at Alabama [SEC]	L	47-37
<b>SEC TOURNAMENT • LOUISVILLE, KENTUCKY</b>			
02/27	vs. Georgia Tech	W	48-41
02/27	vs. Kentucky	L	52-43

**1943-44 • NO TEAM • WORLD WAR II**

1944-45 • 5-13 • 2-9 SEC		HEAD COACH • STANFIELD "DICK" HITT	
DATE	OPPONENT	W/L	SCORE
01/09	Mississippi College	W	32-30
01/10	Mississippi College	L	30-19
01/12	Tennessee [SEC]	L	41-26
01/15	LSU [SEC]	W	47-39
01/16	Tulane [SEC]	L	42-35
01/25	Columbus Air Force Base	W	55-28
01/26	at Mississippi College	L	46-32
01/27	at Mississippi College	L	45-34
01/29	at LSU [SEC]	L	62-27
02/01	Columbus Air Force Base	W	38-28
02/03	at Tennessee [SEC]	L	44-27
02/05	at Alabama [SEC]	L	55-36
02/09	Ole Miss [SEC]	W	44-37
02/10	Ole Miss [SEC]	L	61-24
02/15	at Ole Miss [SEC]	L	41-36
02/16	at Ole Miss [SEC]	L	45-32
02/24	Alabama [SEC]	L	57-38
<b>SEC TOURNAMENT • KNOXVILLE, TENNESSEE</b>			
03/01	vs. Georgia Tech	L	60-33



1945-46 • 5-14 • 3-13 SEC				HEAD COACH - STANFIELD "DICK" HITT			
DATE	OPPONENT	W/L	SCORE	DATE	OPPONENT	W/L	SCORE
12/10	at Auburn [SEC]	L	55-47				
12/11	at Auburn [SEC]	L	37-26				
01/11	LSU [SEC]	L	54-30				
01/16	Tennessee [SEC]	L	52-27				
01/18	Tulane [SEC]	L	66-50				
02/04	at Columbus Air Force Base	W	47-41				
02/05	at Columbus Air Force Base	W	62-40				
02/06	Alabama [SEC]	L	34-29				
02/08	at LSU [SEC]	L	73-31				
02/09	at Tulane [SEC]	L	58-52				
02/11	at Tennessee [SEC]	L	38-31				
02/12	at Ole Miss [SEC]	L	58-44				
02/13	at Ole Miss [SEC]	L	45-40				
02/15	Auburn [SEC]	L	40-30				
02/16	Auburn [SEC]	W	39-31				
02/19	Ole Miss [SEC]	W	50-43				
02/20	Ole Miss [SEC]	W	54-34				
02/23	at Alabama [SEC]	L	48-40				
SEC TOURNAMENT - LOUISVILLE, KENTUCKY							
02/28	vs. Georgia	L	45-44				

1946-47 • 10-11 • 4-9 SEC				HEAD COACH - STANFIELD "DICK" HITT			
DATE	OPPONENT	W/L	SCORE	DATE	OPPONENT	W/L	SCORE
12/06	Tulane [SEC]	L	44-32				
12/07	Samford	W	55-32				
12/13	Florida [SEC]	W	55-24				
12/14	Auburn [SEC]	W	61-35				
12/16	Mississippi College	W	58-34				
12/18	at Samford	L	41-39				
01/10	Tennessee [SEC]	L	35-34				
01/11	LSU [SEC]	L	61-57				
01/15	Ole Miss [SEC]	W	53-31				
01/18	Chattanooga	W	52-31				
01/30	at Alabama [SEC]	L	56-42				
01/31	at Chattanooga	W	58-52				
02/01	at Tennessee [SEC]	L	65-36				
02/03	at Vanderbilt [SEC]	L	64-44				
02/07	at Memphis	W	51-38				
02/13	at Tulane [SEC]	L	57-52				
02/14	at LSU [SEC]	L	64-49				
02/15	at Mississippi College	W	82-48				
02/18	at Ole Miss [SEC]	L	59-49				
02/22	Alabama [SEC]	W	37-34				
SEC TOURNAMENT - LOUISVILLE, KENTUCKY							
02/27	vs. Georgia Tech	L	65-52				

1947-48 • 6-12 • 6-10 SEC				HEAD COACH - PAUL GREGORY			
DATE	OPPONENT	W/L	SCORE	DATE	OPPONENT	W/L	SCORE
12/05	Vanderbilt [SEC]	W	51-45				
12/06	at Auburn [SEC]	W	49-35				
12/08	at Florida [SEC]	L	53-47				
01/10	at Vanderbilt [SEC]	L	51-48				
01/12	at Tennessee [SEC]	L	64-57				
01/23	Louisiana Tech	L	53-43				
01/24	Tulane [SEC]	L	53-33				
01/30	Alabama [SEC]	W	32-31				
01/31	LSU [SEC]	W	53-49				
02/02	Tennessee [SEC]	L	47-46				
02/06	Ole Miss [SEC]	W	47-43				
02/07	Ole Miss [SEC]	W	45-42				
02/13	at LSU [SEC]	L	65-40				
02/14	at Tulane [SEC]	L	70-47				
02/19	at Alabama [SEC]	L	55-47				
02/27	at Ole Miss [SEC]	L	59-37				
02/28	at Ole Miss [SEC]	L	63-46				
SEC TOURNAMENT - LOUISVILLE, KENTUCKY							
03/04	vs. Tennessee	L	73-52				

1948-49 • 4-13 • 3-12 SEC				HEAD COACH - PAUL GREGORY			
DATE	OPPONENT	W/L	SCORE	DATE	OPPONENT	W/L	SCORE
12/10	Ouachita Baptist	W	61-45				
12/11	at Auburn [SEC]	W	54-53				
12/13	at Georgia [SEC]	L	70-40				
12/17	at Ole Miss [SEC]	L	69-61				
01/08	at Tulane [SEC]	L	69-47				
01/10	at LSU [SEC]	L	64-40				
01/17	Vanderbilt [SEC]	L	35-29				
01/18	Auburn [SEC]	W	47-43				
01/28	LSU [SEC]	W	48-42				
02/04	[11] Tulane [SEC]	L	64-50				
02/08	at Alabama [SEC]	L	50-45				
02/12	at Tennessee [SEC]	L	63-58				
02/14	at Vanderbilt [SEC]	L	90-43				
02/18	Florida [SEC]	L	40-37				
02/22	Alabama [SEC]	L	43-31				
02/25	Ole Miss [SEC]	L	52-51				
SEC TOURNAMENT - LOUISVILLE, KENTUCKY							
03/03	vs. Tennessee	L	73-46				

1949-50 • 7-11 • 6-10 SEC				HEAD COACH - PAUL GREGORY			
DATE	OPPONENT	W/L	SCORE	DATE	OPPONENT	W/L	SCORE
12/03	Florida [SEC]	L	63-45				
12/09	Georgia [SEC]	W	51-40				
12/17	Alabama [SEC]	W	47-44				
01/04	vs. [2] Kentucky [SEC - 0]	L	87-55				
01/07	Auburn [SEC]	L	65-64				
01/14	Vanderbilt [SEC]	L	62-50				
01/18	Ole Miss [SEC]	W	64-60				
01/23	[17] Tennessee [SEC]	W	65-56				
01/30	LSU [SEC]	W	48-41				
02/01	at Auburn [SEC]	L	65-60				
02/04	Tulane [SEC]	W	55-53				
02/08	at Alabama [SEC]	L	58-38				
02/13	at Vanderbilt [SEC]	L	85-50				
02/17	at LSU [SEC]	L	68-58				
02/18	at Tulane [SEC]	L	73-53				
02/23	at Ole Miss [SEC]	L	62-45				
SEC TOURNAMENT - LOUISVILLE, KENTUCKY							
03/02	vs. Tulane	W	56-47				
03/03	vs. [4] Kentucky	L	56-46				

1950-51 • 3-16 • 2-12 SEC				HEAD COACH - PAUL GREGORY			
DATE	OPPONENT	W/L	SCORE	DATE	OPPONENT	W/L	SCORE
12/08	at Arkansas State	L	67-61				
12/09	at Saint Louis	L	63-46				
12/11	at Louisville	L	87-53				
12/15	LSU [SEC]	W	94-69				
12/16	Tulane [SEC]	L	74-52				
01/05	at Tulane [SEC]	L	71-64				
01/06	at LSU [SEC]	L	76-61				
01/08	Mississippi College	W	103-52				
01/15	Vanderbilt [SEC]	L	63-60				
01/17	Ole Miss [SEC]	W	71-67				
01/26	Georgia Tech [SEC]	L	55-46				
02/02	[1] Kentucky [SEC]	L	80-60				
02/05	at Alabama [SEC]	L	75-69				
02/12	Tennessee [SEC]	L	76-75				
02/17	at Georgia [SEC]	L	57-49				
02/19	at Florida [SEC]	L	68-64				
02/24	at Auburn [SEC]	L	92-85				
02/27	at Ole Miss [SEC]	L	95-60				
SEC TOURNAMENT - LOUISVILLE, KENTUCKY							
03/01	vs. [1] Kentucky	L	92-70				



1951-52 • 12-11 • 4-10 SEC		HEAD COACH • PAUL GREGORY	
DATE	OPPONENT	W/L	SCORE
12/04	Sewanee	W	71-46
12/06	at Memphis	W	60-58
12/08	Arkansas State	W	67-43
12/10	Florida State • FSU	W	75-47
12/12	LSU [SEC]	W	59-54
12/13	Tulane [SEC]	W	68-60
12/15	Arkansas	W	79-39
12/17	at Arkansas State	W	64-63
01/05	Georgia [SEC]	W	83-55
01/09	at Ole Miss [SEC]	L	77-62
01/12	at Tulane [SEC]	L	71-58
01/14	at LSU [SEC]	L	103-78
01/18	Auburn [SEC]	L	68-61
01/30	at Georgia Tech [SEC]	L	66-64
01/31	at Birmingham-Southern College	W	107-72
02/06	Florida [SEC]	W	72-58
02/09	at Vanderbilt [SEC]	L	86-61
02/11	at [1] Kentucky [SEC]	L	110-66
02/16	Alabama [SEC]	L	63-61
02/22	at Sewanee	W	73-67
02/23	at Tennessee [SEC]	L	78-69
02/26	Ole Miss [SEC]	L	73-61
<b>SEC TOURNAMENT • LOUISVILLE, KENTUCKY</b>			
02/28	vs. LSU	L	77-44

1952-53 • 9-10 • 5-8 SEC		HEAD COACH • PAUL GREGORY	
DATE	OPPONENT	W/L	SCORE
12/01	Sewanee	W	60-53
12/06	Birmingham-Southern College	W	70-45
12/13	at Arkansas	L	102-71
12/19	at Florida [SEC]	L	79-75
12/20	at Florida State • FSU	L	82-52
01/05	Tennessee [SEC]	W	65-63
01/10	[11] LSU [SEC]	L	75-55
01/12	Tulane [SEC]	W	67-61
01/17	Ole Miss [SEC]	W	73-60
01/28	Samford	W	81-56
01/31	at Auburn [SEC]	L	82-60
02/02	at Alabama [SEC]	L	70-58
02/09	Georgia Tech [SEC]	W	66-62
02/14	Vanderbilt [SEC]	W	82-75
02/20	at Samford	W	91-87
02/21	at Georgia [SEC]	L	75-63
02/27	at [6] LSU [SEC]	L	82-47
02/28	at Tulane [SEC]	L	69-52
03/07	at Ole Miss [SEC]	L	62-46

1953-54 • 11-10 • 5-9 SEC		HEAD COACH • PAUL GREGORY	
DATE	OPPONENT	W/L	SCORE
12/04	Florida State • FSU	W	87-75
12/08	Samford	W	87-60
12/16	at Arkansas State	W	79-74
01/02	vs. Auburn [BIRM]	L	76-75
01/09	Auburn [SEC]	W	79-74
01/11	Alabama [SEC]	L	69-52
01/14	at Georgia Tech [SEC]	W	75-74
01/16	at Vanderbilt [SEC]	L	79-69
01/27	at Samford	W	72-67
01/30	at [14] LSU [SEC]	L	65-54
02/01	at Tulane [SEC]	L	79-56
02/06	at Ole Miss [SEC]	L	63-53
02/10	Arkansas State	W	74-71
02/13	at Tennessee [SEC]	L	97-81
02/15	at [1] Kentucky [SEC]	L	81-49
02/16	at Sewanee	W	65-61
02/20	Florida [SEC]	W	70-66
02/22	Georgia [SEC]	W	75-60
02/27	[12] LSU [SEC]	L	61-57
03/01	Tulane [SEC]	L	59-53
03/06	Ole Miss [SEC]	W	65-59

1954-55 • 6-17 • 2-12 SEC		HEAD COACH • PAUL GREGORY	
DATE	OPPONENT	W/L	SCORE
12/06	at Washington • St. Louis	L	66-44
12/07	at Southern Illinois • Carbondale	W	72-69
12/08	at Louisville	L	113-64
12/11	Samford	W	78-55
12/13	Sewanee	W	77-74
12/17	at Samford	W	82-79
01/07	at Georgia [SEC]	L	90-75
01/08	at Auburn [SEC]	L	79-58
01/10	at [20] Alabama [SEC]	L	99-73
01/15	Vanderbilt [SEC]	L	72-52
01/17	Georgia Tech [SEC]	L	90-71
01/19	Florida State • FSU	L	91-76
01/29	LSU [SEC]	L	67-63
01/31	Tulane [SEC]	L	69-60
02/04	at Memphis	L	94-68
02/07	[1] Kentucky [SEC]	L	61-56
02/10	Ole Miss [SEC]	L	66-58
02/12	Tennessee [SEC]	L	93-67
02/19	at Florida [SEC]	L	77-66
02/21	at Florida State • FSU	L	102-86
02/26	at LSU [SEC]	W	84-80
02/28	at Tulane [SEC]	L	78-59
03/05	at Ole Miss [SEC]	W	60-56





<b>1955-56 - 12-12 - 6-8 SEC</b>		<b>HEAD COACH - BABE MCCARTHY</b>	
<b>DATE</b>	<b>OPPONENT</b>	<b>W/L</b>	<b>SCORE</b>
12/02	Samford	W	108-65
12/12	Rhodes College	W	76-63
12/14	at Arkansas State	L	76-61
<b>CARROUSEL CLASSIC - CHARLOTTE, NORTH CAROLINA</b>			
12/19	vs. Wake Forest	L	95-68
12/20	vs. Davidson	W	89-82
12/21	at Florida State • FSU	W	79-71 • OT
01/07	Auburn [SEC]	L	81-68
01/09	[17] Alabama [SEC]	L	87-75
01/14	at Georgia Tech [SEC]	L	87-59
01/16	at [4] Vanderbilt [SEC]	L	69-49
01/17	at Sewanee	L	76-72
01/21	Arkansas State	W	86-78
01/27	at [19] Memphis	L	105-73
01/30	at Ole Miss [SEC]	W	100-79
02/01	Tampa	W	89-64
02/04	at LSU [SEC]	W	87-78
02/06	at Tulane [SEC]	L	110-72
02/11	at Tennessee [SEC]	W	75-58
02/13	at [7] Kentucky [SEC]	L	86-65
02/18	Florida [SEC]	W	84-74
02/20	Georgia [SEC]	W	83-71
02/25	LSU [SEC]	L	79-71
02/27	Tulane [SEC]	L	83-78
03/01	Ole Miss [SEC]	W	82-74

<b>1956-57 - 17-8 - 9-5 SEC</b>		<b>HEAD COACH - BABE MCCARTHY</b>	
<b>FINAL AP RANKING - NO. 15</b>			
<b>DATE</b>	<b>OPPONENT</b>	<b>W/L</b>	<b>SCORE</b>
11/30	Union	W	87-64
12/03	Samford	W	106-70
12/05	Memphis	L	89-78
12/08	at Mississippi College	W	99-80
12/10	at Rhodes College	W	83-56
12/15	Mississippi College	W	83-67
12/17	Central Arkansas • UCA	W	102-80

<b>EVANSVILLE HOLIDAY TOURNAMENT - EVANSVILLE, INDIANA</b>			
<b>DATE</b>	<b>OPPONENT</b>	<b>W/L</b>	<b>SCORE</b>
12/28	vs. Denver	W	69-65
12/31	at Murray State	L	91-80
01/05	at Auburn [SEC]	L	86-66
01/07	at Alabama [SEC]	L	83-78
01/12	Georgia Tech [SEC]	L	80-77
01/14	[6] Vanderbilt [SEC]	W	63-62
01/19	Ole Miss [SEC]	W	82-72
01/26	at Memphis	L	86-83
02/01	LSU [SEC]	W	81-72
02/02	[14] Tulane [SEC]	W	85-72
02/09	Tennessee [SEC]	W	97-90 • 2OT
02/11	[3] Kentucky [SEC]	W	89-81
02/15	at Tampa	W	113-87
02/16	at Florida [SEC]	L	89-80
02/18	at Georgia [SEC]	W	86-73
02/22	at LSU [SEC]	W	94-76
02/23	at Tulane [SEC]	L	81-79
02/28	at Ole Miss [SEC]	W	81-73

<b>1957-58 - 20-5 - 9-5 SEC</b>		<b>HEAD COACH - BABE MCCARTHY</b>	
<b>FINAL AP RANKING - NO. 15</b>			
<b>DATE</b>	<b>OPPONENT</b>	<b>W/L</b>	<b>SCORE</b>
12/02	at Union	W	80-56
12/05	Samford	W	114-57
12/07	Rhodes College	W	97-75
12/11	at [20] Memphis	W	56-54
<b>BIRMINGHAM CLASSIC - BIRMINGHAM, ALABAMA</b>			
12/13	vs. Miami • Florida	W	66-63
12/14	vs. Auburn	W	52-37

<b>DATE</b>	<b>OPPONENT</b>	<b>W/L</b>	<b>SCORE</b>
12/19	Murray State	W	86-69
<b>MSU HOLIDAY TOURNAMENT - STARKVILLE, MISSISSIPPI</b>			
12/27	Ole Miss	W	66-53
12/28	Morehead State	W	46-41
01/04	Auburn [SEC]	W	70-42
01/06	Alabama [SEC]	W	46-42
01/11	at Georgia Tech [SEC]	L	78-61
01/13	at Vanderbilt [SEC]	L	74-62
01/18	at Ole Miss [SEC]	L	67-62
01/25	at Murray State	W	75-57
01/27	Southeastern Louisiana	W	75-61
02/01	at LSU [SEC]	W	71-54
02/03	at Tulane [SEC]	W	71-63
02/08	at Tennessee [SEC]	L	104-83
02/10	at [12] Kentucky [SEC]	L	72-62
02/15	Florida [SEC]	W	90-78
02/17	Georgia [SEC]	W	92-77
02/22	LSU [SEC]	W	95-72
02/24	Tulane [SEC]	W	74-62
02/27	Ole Miss [SEC]	W	91-60



<b>1958-59 - 24-1 - 13-1 SEC</b>		<b>HEAD COACH - BABE MCCARTHY</b>	
<b>SEC REGULAR SEASON CHAMPIONS</b>			
<b>FINAL AP RANKING - NO. 3</b>			
<b>DATE</b>	<b>OPPONENT</b>	<b>W/L</b>	<b>SCORE</b>
12/01	Southeastern Louisiana	W	94-72
12/04	Union	W	121-78
12/06	at Rhodes College	W	91-46
12/08	at Arkansas State	W	72-57
12/13	at Murray State	W	63-62
12/15	Arkansas State	W	98-71
12/19	Morehead State	W	87-63

<b>SUGAR BOWL CLASSIC - NEW ORLEANS, LOUISIANA</b>			
<b>DATE</b>	<b>OPPONENT</b>	<b>W/L</b>	<b>SCORE</b>
12/29	vs. Maryland	W	56-45
12/30	vs. Memphis	W	73-55
01/03	at [9] Auburn [SEC]	L	97-66
01/05	at Alabama [SEC]	W	81-64
01/10	Georgia Tech [SEC]	W	75-67
01/12	Vanderbilt [SEC]	W	83-65
01/17	Ole Miss [SEC]	W	87-58
01/24	Murray State	W	63-48
01/29	at Memphis	W	53-52
01/31	LSU [SEC]	W	78-71
02/02	Tulane [SEC]	W	55-46
02/07	Tennessee [SEC]	W	52-45
02/09	[1] Kentucky [SEC]	W	66-58
02/14	at Florida [SEC]	W	105-68
02/16	at Georgia [SEC]	W	76-56
02/21	at LSU [SEC]	W	75-67
02/23	at Tulane [SEC]	W	65-51
02/28	at Ole Miss [SEC]	W	23-16



**1959-60 • 12-13 • 5-9 SEC** HEAD COACH - BABE MCCARTHY

DATE	OPPONENT	W/L	SCORE
12/02	Troy	W	66-50
12/05	Southeastern Louisiana	W	83-65
12/07	Union	W	88-68
12/09	vs. Louisiana Tech [J]	L	71-62
12/12	Louisiana College	W	90-61

**MURRAY STATE INVITATIONAL - MURRAY, KENTUCKY**

12/18	vs. Baylor	W	70-61 • OT
12/19	vs. Memphis	L	79-62


**SUGAR BOWL CLASSIC - NEW ORLEANS, LOUISIANA**

12/29	vs. Western Kentucky • WKU	L	61-50
12/30	vs. Virginia Tech	L	82-61
01/02	Auburn [SEC]	L	64-48
01/04	Alabama [SEC]	W	85-56
01/09	at [6] Georgia Tech [SEC]	L	82-60
01/11	at Vanderbilt [SEC]	L	79-72
01/16	at Ole Miss [SEC]	L	67-60
01/23	Loyola • New Orleans	W	76-60
01/30	at LSU [SEC]	W	71-60
02/01	at Tulane [SEC]	L	51-47 • OT
02/06	at Tennessee [SEC]	L	48-38
02/08	at Kentucky [SEC]	L	90-59
02/09	at Morehead State	W	75-73 • OT
02/13	Georgia [SEC]	L	67-62 • OT
02/15	Florida [SEC]	W	81-75
02/20	LSU [SEC]	L	69-64
02/22	Tulane [SEC]	W	70-66
02/27	Ole Miss [SEC]	W	72-54

**1960-61 • 19-6 • 11-3 SEC** HEAD COACH - BABE MCCARTHY

**SEC REGULAR SEASON CHAMPIONS**

DATE	OPPONENT	W/L	SCORE
12/03	Southeastern Louisiana	W	77-55
12/05	Union	W	115-59
12/08	at Louisiana Tech	L	61-60
12/10	vs. Louisiana College [J]	W	117-86
12/13	Spring Hill College	W	98-75
12/17	Murray State	W	94-81
12/19	at Loyola • New Orleans	L	83-60
12/29	at Rice	W	68-60
12/30	vs. Texas [H]	L	93-82
01/03	Delta State	W	92-53
01/07	at [10] Auburn [SEC]	W	56-48
01/10	at Alabama [SEC]	W	80-63
01/14	Vanderbilt [SEC]	W	74-65
01/16	Georgia Tech [SEC]	W	62-61 • OT
01/21	Ole Miss [SEC]	W	63-40
01/28	at Delta State	W	99-77
02/04	LSU [SEC]	W	77-61
02/06	Tulane [SEC]	W	73-59
02/11	Tennessee [SEC]	W	72-67
02/13	Kentucky [SEC]	L	68-62
02/18	at Florida [SEC]	L	59-57
02/20	at Georgia [SEC]	W	99-77
02/25	at LSU [SEC]	W	56-54
02/27	at Tulane [SEC]	W	62-57
03/04	at Ole Miss [SEC]	L	74-70



**1961-62 • 24-1 • 13-1 SEC** HEAD COACH - BABE MCCARTHY

**SEC REGULAR SEASON CO-CHAMPIONS**

**FINAL AP RANKING - NO. 4**

DATE	OPPONENT	W/L	SCORE
12/02	Southeastern Louisiana	W	96-73
12/04	Louisiana-Lafayette • ULL	W	88-61
12/06	Louisiana Tech	W	81-58
12/09	Delta State	W	84-55
12/11	Louisiana College	W	113-70
12/15	at Murray State	W	69-57
12/19	at Memphis	W	83-71

**SUGAR BOWL CLASSIC - NEW ORLEANS, LOUISIANA**

12/29	vs. Maryland	W	64-62
12/30	vs. LSU	W	73-51
01/06	Auburn [SEC]	W	51-48
01/13	at Vanderbilt [SEC]	L	100-86
01/15	at Georgia Tech [SEC]	W	57-56
01/17	Alabama [SEC]	W	67-40
01/20	at Ole Miss [SEC]	W	61-57
01/27	Louisiana-Monroe • ULM	W	89-79
01/29	at Delta State	W	106-76
02/03	at LSU [SEC]	W	87-66
02/05	at Tulane [SEC]	W	70-59
02/10	at Tennessee [SEC]	W	91-67
02/12	at [2] Kentucky [SEC]	W	49-44
02/17	Florida [SEC]	W	67-45
02/19	Georgia [SEC]	W	83-74
02/24	LSU [SEC]	W	58-48
02/26	Tulane [SEC]	W	83-62
03/03	Ole Miss [SEC]	W	63-58



1962-63 • 22-6 • 12-2 SEC HEAD COACH • BABE MCCARTHY

SEC REGULAR SEASON CHAMPIONS

NCAA TOURNAMENT • ROUND OF 16

FINAL AP RANKING • NO. 6

DATE	OPPONENT	W/L	SCORE
12/04	Arkansas-Monticello	W	90-55
12/06	at Louisiana Tech	W	80-61
12/08	at Louisiana-Monroe • ULM	W	79-56
12/10	Louisiana College	W	83-59
12/15	vs. Memphis [J]	W	77-66
12/17	at Virginia Tech	L	82-65
12/19	Christian Brothers	W	106-71

SUGAR BOWL CLASSIC • NEW ORLEANS, LOUISIANA

12/28	vs. Houston	L	79-76 • OT
12/29	vs. Xavier • Ohio	L	75-66
01/01	Delta State	W	106-77
01/05	at [10] Auburn [SEC]	W	62-53
01/07	at Alabama [SEC]	L	77-72 • OT
01/12	Vanderbilt [SEC]	W	58-55
01/14	[7] Georgia Tech [SEC]	W	81-69
01/19	Ole Miss [SEC]	W	78-64
01/26	at Memphis	L	71-65
01/28	vs. Southern Miss • USM [J]	W	62-52
02/02	LSU [SEC]	W	73-66
02/04	Tulane [SEC]	W	91-73
02/09	Tennessee [SEC]	W	63-59
02/11	Kentucky [SEC]	W	56-52
02/16	at Florida [SEC]	L	73-52
02/18	at Georgia [SEC]	W	86-75
02/23	at LSU [SEC]	W	99-64
02/25	at Tulane [SEC]	W	78-67
03/02	at Ole Miss [SEC]	W	75-72

NCAA MIDEAST REGIONAL SEMIFINAL • EAST LANSING, MICHIGAN

03/15	vs. [3] Loyola • Chicago	L	61-51
-------	--------------------------	---	-------

NCAA MIDEAST REGIONAL 3RD PLACE • EAST LANSING, MICHIGAN

03/16	vs. Bowling Green	W	65-60
-------	-------------------	---	-------

1963-64 • 9-17 • 4-10 SEC HEAD COACH • BABE MCCARTHY

DATE	OPPONENT	W/L	SCORE
12/02	Louisiana Tech	W	105-61
12/04	Virginia Tech	L	93-77
12/07	Louisiana College	W	84-67
12/09	at Delta State	W	67-52
12/14	vs. Memphis [J]	L	73-65
12/16	vs. Southern Miss • USM [J]	L	65-60

BLUEBONNET CLASSIC • HOUSTON, TEXAS

12/19	at Houston	L	69-61
12/20	vs. Texas A&M	L	58-54

ALL-AMERICAN CLASSIC • OWENSBORO, KENTUCKY

12/27	vs. Virginia • UVA	L	81-68
12/28	vs. George Washington	W	89-81
01/04	Auburn [SEC]	L	64-63 • OT
01/06	Alabama [SEC]	W	69-56
01/11	at [7] Vanderbilt [SEC]	L	90-56
01/13	at Georgia Tech [SEC]	L	59-45
01/18	at Ole Miss [SEC]	L	77-75
01/25	at Memphis	L	81-66
01/27	Southeastern Louisiana	W	113-73
01/31	at LSU [SEC]	L	87-71
02/01	at Tulane [SEC]	W	81-77
02/08	at Tennessee [SEC]	L	82-58
02/10	at [3] Kentucky [SEC]	L	65-59
02/15	Florida [SEC]	W	68-61
02/17	Georgia [SEC]	L	73-61
02/21	LSU [SEC]	L	63-60
02/22	Tulane [SEC]	W	78-71
02/29	Ole Miss [SEC]	L	78-61

1964-65 • 10-16 • 6-10 SEC HEAD COACH • BABE MCCARTHY

DATE	OPPONENT	W/L	SCORE
12/01	Louisiana-Monroe • ULM	W	72-71
12/04	Louisiana-Lafayette • ULL	W	74-73
12/09	Georgia Tech	L	83-65
12/12	at Louisiana Tech	W	82-78

VIRGINIA TECH INVITATIONAL • BLACKSBURG, VIRGINIA

12/18	vs. North Carolina	L	84-80
12/19	at Virginia Tech	L	104-75

MAGNOLIA INVITATIONAL • JACKSON, MISSISSIPPI

12/29	vs. Mississippi College	L	72-57
12/30	vs. Delta State	W	82-63
01/02	Auburn [SEC]	L	71-70
01/04	Alabama [SEC]	W	96-68
01/09	Vanderbilt [SEC]	L	94-70
01/11	at Alabama [SEC]	L	95-83
01/14	Florida [SEC]	L	74-59
01/16	Georgia [SEC]	W	79-74
01/23	Ole Miss [SEC]	W	101-72
01/25	at Georgia Tech	L	75-73
01/28	vs. Arkansas [J]	L	84-69
01/30	LSU [SEC]	W	76-74
02/01	Tulane [SEC]	L	73-70
02/06	at Tennessee [SEC]	L	77-57
02/08	at Kentucky [SEC]	L	74-56
02/13	at Florida [SEC]	L	68-51
02/15	at Georgia [SEC]	L	82-62
02/20	at LSU [SEC]	L	94-75
02/22	at Tulane [SEC]	W	91-72
02/27	at Ole Miss [SEC]	W	78-77 • OT

1965-66 • 14-11 • 10-6 SEC HEAD COACH • JOE DAN GOLD

DATE	OPPONENT	W/L	SCORE
12/02	Louisiana-Monroe • ULM	L	78-72 • OT
12/04	at Virginia Tech	L	79-59
12/11	Louisiana Tech	W	82-70
12/13	Louisiana-Lafayette • ULL	W	88-73
12/18	Louisiana College	W	92-77

CHARLOTTE INVITATIONAL • CHARLOTTE, NORTH CAROLINA

12/28	vs. Princeton	L	69-67
12/29	vs. Davidson	L	72-60
01/03	at Auburn [SEC]	W	83-72
01/06	Stetson	W	87-76
01/08	at Tulane [SEC]	L	81-71
01/10	at LSU [SEC]	W	74-71
01/15	Tennessee [SEC]	W	75-74 • 2OT
01/25	Alabama [SEC]	L	71-63
01/27	vs. Arkansas [LR]	L	69-61
01/29	Florida [SEC]	W	76-68
01/31	Georgia [SEC]	W	58-54
02/05	LSU [SEC]	W	66-61
02/07	Tulane [SEC]	W	65-63
02/12	at Georgia [SEC]	L	83-71
02/14	at Florida [SEC]	L	78-74
02/16	at Ole Miss [SEC]	W	90-74
02/19	[1] Kentucky [SEC]	L	73-69
02/26	at Alabama [SEC]	L	77-76
03/02	Ole Miss [SEC]	W	96-76
03/05	at [5] Vanderbilt [SEC]	W	92-90



1966-67 • 14-11 • 8-10 SEC		HEAD COACH • JOE DAN GOLD	
DATE	OPPONENT	W/L	SCORE
12/01	at Louisiana-Monroe • ULM	W	81-70
<b>USM INVITATIONAL - HATTIESBURG, MISSISSIPPI</b>			
12/07	vs. Texas A&M	W	62-49
12/08	at Southern Miss • USM	W	72-63
12/10	at Louisiana Tech	W	90-73
12/12	Samford	W	96-65
12/17	LSU [SEC]	W	98-84
12/19	Alabama [SEC]	W	63-59
12/31	at Georgia [SEC]	W	93-71
01/02	at Florida [SEC]	L	63-54
01/07	Georgia [SEC]	W	92-63
01/09	Auburn [SEC]	W	59-54 • OT
01/12	at Delta State	W	68-65
01/23	at Alabama [SEC]	L	91-74
01/28	at [9] Vanderbilt [SEC]	L	79-64
01/30	at Tennessee [SEC]	L	67-45
02/01	Ole Miss [SEC]	L	71-70
02/07	at Memphis	L	61-53
02/11	at Kentucky [SEC]	W	77-72 • OT
02/13	at Auburn [SEC]	L	68-57
02/18	Kentucky [SEC]	L	103-74
02/20	at LSU [SEC]	W	66-64
02/25	Florida [SEC]	L	59-54
02/27	Vanderbilt [SEC]	W	74-71
03/04	at Ole Miss [SEC]	L	58-57
03/06	[8] Tennessee [SEC]	L	78-76 • 3OT

1967-68 • 9-17 • 5-13 SEC		HEAD COACH • JOE DAN GOLD	
DATE	OPPONENT	W/L	SCORE
12/05	at Wichita State	L	97-67
12/07	at Samford	L	66-63
12/11	Memphis	W	71-66
<b>BLUEBONNET CLASSIC - HOUSTON, TEXAS</b>			
12/13	vs. Montana State	L	81-73
12/14	vs. George Washington	W	70-55
12/18	at Alabama [SEC]	L	80-69
12/22	at LSU [SEC]	L	111-87
<b>GATOR BOWL CLASSIC • JACKSONVILLE, FLORIDA</b>			
12/27	vs. Washington	L	82-80
12/28	vs. Florida	W	66-65
01/01	Florida [SEC]	W	56-55
01/06	at Georgia [SEC]	L	72-69
01/08	at Auburn [SEC]	W	66-62
01/11	Delta State	W	80-64
01/17	Georgia [SEC]	L	81-77
01/22	Alabama [SEC]	W	72-69
01/27	[7] Vanderbilt [SEC]	L	90-69
01/29	[6] Tennessee [SEC]	L	65-57
01/31	at Ole Miss [SEC]	L	63-53
02/10	[8] Kentucky [SEC]	L	92-84
02/12	Auburn [SEC]	L	74-72
02/17	at [8] Kentucky [SEC]	L	107-81
02/19	LSU [SEC]	L	94-83
02/24	at Florida [SEC]	W	71-67
02/26	at [9] Vanderbilt [SEC]	L	84-73
03/02	Ole Miss [SEC]	W	88-79
03/04	at Tennessee [SEC]	L	63-51

1968-69 • 8-17 • 6-12 SEC		HEAD COACH • JOE DAN GOLD	
DATE	OPPONENT	W/L	SCORE
12/02	Louisiana College	W	79-69
12/06	Louisiana Tech	W	83-73
12/09	Samford	L	68-59
12/14	at Vanderbilt [SEC]	L	102-87
12/16	Auburn [SEC]	W	65-59
<b>BAYOU CLASSIC • LAFAYETTE, LOUISIANA</b>			
12/20	at Louisiana-Lafayette • ULL	L	81-70
12/21	vs. Hawaii	L	74-69
<b>MOTOR CITY CLASSIC • DETROIT, MICHIGAN</b>			
12/27	at [11] Detroit	L	86-62
12/28	vs. Miami • Ohio	L	76-56
01/04	Tennessee [SEC]	W	58-57
01/06	[7] Kentucky [SEC]	L	91-72
01/10	at Ole Miss [SEC]	L	67-60
01/25	at Florida [SEC]	L	70-64
01/27	at Georgia [SEC]	W	73-71
02/01	Alabama [SEC]	W	68-67 • OT
02/03	at LSU [SEC]	L	95-71
02/08	at Tennessee [SEC]	L	80-50
02/10	at [4] Kentucky [SEC]	L	91-69
02/12	at Auburn [SEC]	L	87-68
02/15	Ole Miss [SEC]	W	64-60
02/22	Florida [SEC]	L	96-79
02/24	Georgia [SEC]	L	95-80
03/03	LSU [SEC]	L	99-89
03/05	at Alabama [SEC]	W	67-60
03/08	Vanderbilt [SEC]	L	120-83

1969-70 • 6-18 • 3-15 SEC		HEAD COACH • JOE DAN GOLD	
DATE	OPPONENT	W/L	SCORE
12/01	South Alabama • USA	W	93-71
12/04	at Louisiana College	L	77-71
12/06	at Louisiana Tech	L	78-71
<b>LIBERTY BOWL CLASSIC • MEMPHIS, TENNESSEE</b>			
12/10	at Memphis	L	83-74
12/11	vs. Arkansas	W	76-74 • OT
12/13	Vanderbilt [SEC]	L	93-79
12/15	at Auburn [SEC]	L	94-66
12/18	Delta State	W	86-64
01/03	at [6] Tennessee [SEC]	L	58-56
01/05	at [2] Kentucky [SEC]	L	111-76
01/09	Ole Miss [SEC]	L	58-57
01/24	Florida [SEC]	W	79-77
01/26	Georgia [SEC]	L	79-76
01/31	at Alabama [SEC]	L	95-75
02/02	at LSU [SEC]	L	109-91
02/07	Tennessee [SEC]	L	72-60
02/09	[3] Kentucky [SEC]	L	86-57
02/11	Auburn [SEC]	L	71-69 • OT
02/13	at Ole Miss [SEC]	L	57-55
02/21	at Florida [SEC]	L	87-70
02/23	at Georgia [SEC]	W	86-77
02/28	Alabama [SEC]	W	87-77
03/02	LSU [SEC]	L	97-87
03/07	at Vanderbilt [SEC]	L	78-72

**1970-71 • 15-10 • 9-9 SEC HEAD COACH • KERMIT DAVIS**

DATE	OPPONENT	W/L	SCORE
12/01	Louisiana College	W	73-54
12/03	at South Alabama • USA	W	50-38
12/07	Sewanee	W	102-73
12/09	at Delta State	W	59-55
12/12	at Vanderbilt [SEC]	L	86-73
12/14	Auburn [SEC]	L	73-70
12/17	at Arkansas	W	69-67

**POINSETTIA CLASSIC • GREENVILLE, SOUTH CAROLINA**

12/28	at Furman	W	84-74
12/29	vs. Arizona	L	77-75
01/02	[10] Tennessee [SEC]	W	69-67
01/04	[11] Kentucky [SEC]	L	79-71
01/08	at Ole Miss [SEC]	L	83-74
01/14	at Florida [SEC]	W	72-58
01/25	at Georgia [SEC]	W	67-66 • OT
01/30	Alabama [SEC]	W	71-67 • OT
02/01	at LSU [SEC]	L	90-71
02/06	at [11] Tennessee [SEC]	L	88-65
02/08	at [8] Kentucky [SEC]	L	102-83
02/10	at Auburn [SEC]	L	92-68
02/13	Ole Miss [SEC]	W	75-67
02/20	Florida [SEC]	W	70-65
02/22	Georgia [SEC]	W	62-57
02/27	at Alabama [SEC]	L	79-78 • 3OT
03/01	LSU [SEC]	W	78-70
03/06	Vanderbilt [SEC]	W	81-73

**1971-72 • 13-13 • 6-12 SEC HEAD COACH • KERMIT DAVIS**

DATE	OPPONENT	W/L	SCORE
12/01	South Alabama • USA	W	71-66
12/04	at Sewanee	W	69-48
12/06	at Charlotte	W	87-68

**ALABAMA CLASSIC • TUSCALOOSA, ALABAMA**

12/09	vs. Southern Miss • USM	W	77-73
12/10	vs. South Florida • USF	W	90-77
12/13	at Auburn [SEC]	L	85-75

**MARSHALL INVITATIONAL • HUNTINGTON, WEST VIRGINIA**

12/17	at Marshall	L	95-69
12/18	vs. Rhode Island • URI	W	86-72
01/01	Vanderbilt [SEC]	W	76-69
01/04	Arkansas	W	78-75
01/08	at Tennessee [SEC]	L	82-49
01/10	at [15] Kentucky [SEC]	L	104-76
01/15	Ole Miss [SEC]	L	68-66
01/29	Florida [SEC]	W	69-68
02/01	Georgia [SEC]	W	62-58 • OT
02/05	at Alabama [SEC]	L	77-71
02/07	at LSU [SEC]	L	62-60
02/12	Tennessee [SEC]	L	71-61
02/14	[17] Kentucky [SEC]	L	63-55

DATE	OPPONENT	W/L	SCORE
02/19	at Ole Miss [SEC]	L	65-64
02/21	Auburn [SEC]	W	62-60
02/26	at Florida [SEC]	L	88-80
02/28	at Georgia [SEC]	L	87-82
03/02	LSU [SEC]	W	89-71
03/04	Alabama [SEC]	W	97-91 • OT
03/09	at Vanderbilt [SEC]	L	104-82

**1972-73 • 11-15 • 4-14 SEC HEAD COACH • KERMIT DAVIS**

DATE	OPPONENT	W/L	SCORE
12/01	Samford	W	86-61
12/04	Texas	W	80-69
12/06	at South Alabama • USA	W	72-67 • OT
12/08	Sewanee	W	83-65

**PACEMAKER CLASSIC • MONROE, LOUISIANA**

12/28	vs. North Texas	W	66-65
12/29	vs. East Carolina • ECU	W	69-64

**SENIOR BOWL TOURNAMENT • MOBILE, ALABAMA**

01/02	vs. Michigan State	L	90-82
01/03	vs. Hawaii	W	97-85
01/06	Tennessee [SEC]	L	86-67
01/08	Kentucky [SEC]	L	90-81
01/13	Ole Miss [SEC]	L	74-61
01/15	at Auburn [SEC]	L	82-77
01/20	at [18] Vanderbilt [SEC]	L	75-69
01/27	at Florida [SEC]	L	66-64
01/29	at Georgia [SEC]	W	90-84
02/03	at [6] Alabama [SEC]	L	96-86
02/05	LSU [SEC]	L	84-78
02/10	at Tennessee [SEC]	L	93-76
02/12	at Kentucky [SEC]	L	100-87 • OT
02/17	at Ole Miss [SEC]	L	83-64
02/19	Auburn [SEC]	W	94-87
02/24	Florida [SEC]	W	81-75
02/26	Georgia [SEC]	W	72-68
03/01	at LSU [SEC]	L	94-82
03/03	Alabama [SEC]	L	92-87
03/10	Vanderbilt [SEC]	L	74-70

**1973-74 • 16-10 • 8-10 SEC HEAD COACH • KERMIT DAVIS**

DATE	OPPONENT	W/L	SCORE
12/01	College of Charleston	W	88-64
12/03	at Texas	W	87-82
12/05	Samford	W	110-74
12/18	at Georgia Tech	W	85-77
12/22	Houston Baptist	W	85-74
12/29	Christian Brothers	W	73-62
01/02	Southern Illinois • Edwardsville	W	86-81
01/05	Florida [SEC]	W	91-70
01/07	at [6] Vanderbilt [SEC]	L	75-69
01/10	South Florida • USF	W	86-81
01/12	at [12] Alabama [SEC]	L	85-68
01/14	LSU [SEC]	W	89-75
01/19	at Georgia [SEC]	W	76-56
01/21	Auburn [SEC]	L	87-81
01/26	at Tennessee [SEC]	L	70-61
01/28	at Ole Miss [SEC]	L	72-67
02/02	Kentucky [SEC]	L	82-70
02/04	at Florida [SEC]	L	78-75
02/09	[5] Vanderbilt [SEC]	L	60-59
02/11	[8] Alabama [SEC]	L	76-74
02/16	at LSU [SEC]	W	87-84 • OT
02/18	Georgia [SEC]	W	84-69
02/23	at Auburn [SEC]	W	67-60
02/25	Tennessee [SEC]	W	62-58
03/02	Ole Miss [SEC]	W	75-69 • OT
03/04	at Kentucky [SEC]	L	108-69



1974-75 • 9-17 • 5-13 SEC		HEAD COACH • KERMIT DAVIS	
DATE	OPPONENT	W/L	SCORE
11/30	Evansville	W	90-69
12/02	at Samford	W	91-80
12/04	Arkansas	L	75-72

**SHOW ME CLASSIC • COLUMBIA, MISSOURI**

12/06	vs. Connecticut • UConn	W	89-87
12/07	at Missouri	L	102-78
12/19	Georgia Tech	L	64-61

**INDIANA HALL OF FAME CLASSIC • TERRE HAUTE, INDIANA**

12/27	Southern Illinois • Carbondale	W	81-75
12/28	at Indiana State	L	82-72
01/04	at Florida [SEC]	L	94-82
01/06	Vanderbilt [SEC]	L	96-85
01/11	[8] Alabama [SEC]	L	86-71
01/13	at LSU [SEC]	W	93-84
01/18	Georgia [SEC]	L	67-65
01/20	at Auburn [SEC]	L	98-89
01/25	Tennessee [SEC]	L	97-87
01/27	Ole Miss [SEC]	W	100-80
02/01	at [5] Kentucky [SEC]	L	112-79
02/03	Florida [SEC]	L	107-104 • 20T
02/08	at Vanderbilt [SEC]	L	76-72
02/10	at [7] Alabama [SEC]	L	83-68
02/15	LSU [SEC]	W	79-71
02/17	at Georgia [SEC]	W	77-71
02/22	Auburn [SEC]	L	78-74
02/24	at Tennessee [SEC]	L	109-83
03/01	at Ole Miss [SEC]	W	84-78
03/08	[6] Kentucky [SEC]	L	118-80

**1975-76 • 13-13 • 6-12 SEC****HEAD COACH • KERMIT DAVIS**

DATE	OPPONENT	W/L	SCORE
12/01	Indiana State	W	85-82
12/04	Chicago State	W	113-81
12/06	Louisiana-Lafayette • ULL	W	96-75
12/17	at Evansville	L	85-73

**DAYTON INVITATIONAL • DAYTON, OHIO**

12/19	at Dayton	W	56-54
12/20	vs. Long Beach State	W	70-57
12/29	Samford	W	77-57
01/03	Kentucky [SEC]	W	77-73
01/05	Vanderbilt [SEC]	L	71-66 • OT
01/10	at Florida [SEC]	L	90-78
01/12	at Auburn [SEC]	L	75-70
01/17	Ole Miss [SEC]	W	65-54
01/19	LSU [SEC]	W	90-83
01/24	at [12] Alabama [SEC]	L	92-81
01/27	Missouri Western State	W	87-71
01/31	at Georgia [SEC]	L	85-73
02/02	at [8] Tennessee [SEC]	L	75-66
02/07	Florida [SEC]	L	78-71 • OT
02/09	Auburn [SEC]	W	75-74
02/14	at Ole Miss [SEC]	W	76-66
02/16	at LSU [SEC]	L	80-69
02/21	[10] Alabama [SEC]	L	65-61
02/28	Georgia [SEC]	W	90-79
03/01	[12] Tennessee [SEC]	L	78-76
03/06	at Vanderbilt [SEC]	L	76-75
03/08	at Kentucky [SEC]	L	94-93 • OT

**1976-77 • 14-13 • 6-12 SEC****HEAD COACH • KERMIT DAVIS**

DATE	OPPONENT	W/L	SCORE
11/27	Kentucky Wesleyan College	W	89-49
11/29	New Orleans • UNO	W	86-83
12/01	Troy	W	87-69
12/02	Southern Miss • USM	W	96-72
12/06	at Louisiana-Lafayette • ULL	W	78-72
12/09	Truman State	W	107-58
12/11	Texas	W	91-89 • OT

**OLD DOMINION CLASSIC • NORFOLK, VIRGINIA**

12/28	vs. [7] Wake Forest	W	88-83
12/29	at Old Dominion • ODU	L	82-78
01/03	at Florida [SEC]	L	97-75
01/05	at Auburn [SEC]	W	81-79
01/08	Ole Miss [SEC]	W	85-49
01/12	LSU [SEC]	W	80-77
01/15	[4] Alabama [SEC]	L	65-63
01/22	at Georgia [SEC]	L	82-73
01/24	at [7] Tennessee [SEC]	L	68-59
01/29	Vanderbilt [SEC]	W	102-77
01/31	[3] Kentucky [SEC]	L	92-85
02/05	at Ole Miss [SEC]	L	82-67
02/07	at LSU [SEC]	L	71-66
02/12	at [7] Alabama [SEC]	L	73-69
02/19	Georgia [SEC]	W	98-69
02/21	[7] Tennessee [SEC]	L	76-68
02/26	at Vanderbilt [SEC]	L	68-66
02/28	at [2] Kentucky [SEC]	L	77-64
03/05	Florida [SEC]	L	79-72
03/07	Auburn [SEC]	W	89-75

**1977-78 • 18-9 • 13-5 SEC****HEAD COACH • RON GREENE**

DATE	OPPONENT	W/L	SCORE
11/26	Biscayne College	W	95-78
11/28	vs. [7] Arkansas [LR]	L	94-61
12/03	at Texas	L	81-69
12/05	Louisiana-Monroe • ULM	L	89-78
12/07	Birmingham-Southern College	W	81-55
12/10	Mansfield • Pennsylvania	W	74-54
12/19	vs. Southern Miss • USM [B]	W	82-79

**LOBO INVITATIONAL • ALBUQUERQUE, NEW MEXICO**

12/29	vs. [10] Syracuse	L	76-66
12/30	vs. Vermont	W	79-50
01/02	LSU [SEC]	W	84-82 • OT
01/04	Ole Miss [SEC]	W	73-48
01/08	at Alabama [SEC]	L	76-59
01/14	at Georgia [SEC]	W	57-44
01/16	at Tennessee [SEC]	W	70-68
01/21	[1] Kentucky [SEC]	L	75-65
01/23	Vanderbilt [SEC]	W	79-73
01/28	at Florida [SEC]	W	78-74
01/30	at Auburn [SEC]	L	85-74
02/04	Alabama [SEC]	W	69-60
02/11	Georgia [SEC]	W	68-45
02/13	Tennessee [SEC]	W	62-60
02/18	at [3] Kentucky [SEC]	W	58-56
02/20	at Vanderbilt [SEC]	W	55-48
02/25	Florida [SEC]	W	70-51
02/27	Auburn [SEC]	W	83-82 • OT
03/04	at LSU [SEC]	W	68-67
03/06	at Ole Miss [SEC]	L	61-60



<b>1978-79 • 19-14 • 11-7 SEC</b>		<b>HEAD COACH • JIM HATFIELD</b>	
<b>NATIONAL INVITATION TOURNAMENT • NIT ROUND OF 24</b>			
<b>DATE</b>	<b>OPPONENT</b>	<b>W/L</b>	<b>SCORE</b>
11/30	South Alabama • USA	W	86-78
12/02	Auburn • Montgomery	W	90-68
12/04	Southern Miss • USM	W	87-78
12/07	at Memphis	W	93-64
12/09	Middle Tennessee	W	85-50
12/18	vs. Iowa State [J]	W	80-70
<b>LOUISVILLE HOLIDAY CLASSIC • LOUISVILLE, KENTUCKY</b>			
12/28	vs. Oral Roberts • ORU	W	91-69
12/29	at [10] Louisville	W	80-73
01/03	at Alabama [SEC]	L	87-65
01/06	at Georgia [SEC]	L	69-67
01/08	at Tennessee [SEC]	W	72-62
01/11	Ole Miss [SEC]	W	101-92 • 20T
01/13	Vanderbilt [SEC]	W	74-68
01/15	[17] Kentucky [SEC]	W	63-61
01/20	at Florida [SEC]	L	77-75
01/22	at Auburn [SEC]	W	74-72
01/27	Alabama [SEC]	L	68-67
02/03	Georgia [SEC]	W	86-62
02/05	Tennessee [SEC]	W	90-84 • 20T
02/08	[8] LSU [SEC]	L	52-48
02/10	at [17] Vanderbilt [SEC]	L	70-68 • 0T
02/12	at Kentucky [SEC]	L	80-65
02/17	Florida [SEC]	W	80-64
02/19	Auburn [SEC]	W	73-66
02/22	at Ole Miss [SEC]	W	68-64
02/24	at [5] LSU [SEC]	W	65-57
<b>SEC TOURNAMENT • BIRMINGHAM, ALABAMA</b>			
02/28	vs. Georgia	L	75-72
<b>NIT FIRST ROUND • STARKVILLE, MISSISSIPPI</b>			
03/08	Alcorn State	L	80-78
<b>1979-80 • 13-14 • 7-11 SEC</b>		<b>HEAD COACH • JIM HATFIELD</b>	
<b>DATE</b>	<b>OPPONENT</b>	<b>W/L</b>	<b>SCORE</b>
<b>BABE MCCARTHY TIPOFF TOURNAMENT • BILOXI, MISSISSIPPI</b>			
11/30	vs. Cincinnati	W	87-72
12/01	vs. Alcorn State	W	83-80
12/06	Vanderbilt [SEC]	W	110-106 • 0T
12/08	Morehead State	W	84-62
12/15	at Florida [SEC]	W	90-72
12/18	at Iowa State	W	84-63
<b>DAYTON INVITATIONAL • DAYTON, OHIO</b>			
12/21	vs. [13] Iowa	L	81-62
12/22	vs. Pacific	W	65-63
<b>SENIOR BOWL TOURNAMENT • MOBILE, ALABAMA</b>			
12/27	vs. Alcorn State	L	82-75
12/28	vs. Rider	W	72-64
01/02	Alabama [SEC]	W	80-66
01/05	at [4] LSU [SEC]	L	80-58
01/09	Georgia [SEC]	W	88-75
01/12	at Auburn [SEC]	L	77-67
01/17	[20] Tennessee [SEC]	L	70-61
01/19	at Ole Miss [SEC]	L	75-64
01/23	[5] Kentucky [SEC]	L	89-67
01/26	at Vanderbilt [SEC]	L	92-74
01/30	at Alabama [SEC]	L	80-68
02/02	[10] LSU [SEC]	L	75-63
02/06	at Georgia [SEC]	W	62-56
02/09	Auburn [SEC]	W	76-72
02/13	at Tennessee [SEC]	L	85-73
02/16	Ole Miss [SEC]	L	73-66
02/20	at [3] Kentucky [SEC]	L	71-65
02/23	Florida [SEC]	W	90-73
<b>SEC TOURNAMENT • BIRMINGHAM, ALABAMA</b>			
02/28	vs. Alabama	L	76-75

<b>1980-81 • 8-19 • 3-15 SEC</b>		<b>HEAD COACH • JIM HATFIELD</b>	
<b>DATE</b>	<b>OPPONENT</b>	<b>W/L</b>	<b>SCORE</b>
12/03	Virginia Tech	W	68-61
12/06	Florida [SEC]	W	89-68
12/13	Troy	W	68-52
12/15	vs. Southern Miss • USM [J]	L	68-53
12/17	UT Martin	W	87-62
<b>SUN MET CLASSIC • FRESNO, CALIFORNIA</b>			
12/19	vs. Louisiana-Lafayette • ULL	W	75-71
12/20	at Fresno State	L	58-45
<b>HOLIDAY CLASSIC • LAS VEGAS, NEVADA</b>			
12/29	vs. Portland	W	46-45
12/30	at UNLV	L	75-67
01/03	at Vanderbilt [SEC]	L	79-61
01/07	Alabama [SEC]	L	80-69
01/10	[9] LSU [SEC]	L	81-69
01/14	at Georgia [SEC]	L	66-64
01/17	Auburn [SEC]	W	69-61
01/21	at [8] Tennessee [SEC]	L	81-57
01/24	Ole Miss [SEC]	L	59-52 • 0T
01/28	at [7] Kentucky [SEC]	L	71-64
01/31	Vanderbilt [SEC]	W	69-68
02/04	at Alabama [SEC]	L	91-79
02/07	at [4] LSU [SEC]	L	94-89
02/11	Georgia [SEC]	L	68-65 • 0T
02/14	at Auburn [SEC]	L	66-55
02/18	[8] Tennessee [SEC]	L	73-70
02/21	at Ole Miss [SEC]	L	72-61
02/25	[9] Kentucky [SEC]	L	78-74
02/28	at Florida [SEC]	L	81-71
<b>SEC TOURNAMENT • BIRMINGHAM, ALABAMA</b>			
03/04	vs. Vanderbilt	L	71-58
<b>1981-82 • 8-19 • 4-14 SEC</b>		<b>HEAD COACH • BOB BOYD</b>	
<b>DATE</b>	<b>OPPONENT</b>	<b>W/L</b>	<b>SCORE</b>
11/27	Auburn • Montgomery	W	68-43
11/29	at Florida [SEC]	L	70-62
12/01	Birmingham-Southern College	W	71-46
12/05	Chattanooga	W	69-57
12/07	Memphis	W	48-47 • 0T
12/12	UT Martin	L	65-41
<b>KETTLE CLASSIC • HOUSTON, TEXAS</b>			
12/18	at Houston	L	96-49
12/19	vs. Clemson	L	59-32
12/22	at Virginia Tech	L	75-53
01/02	Vanderbilt [SEC]	L	66-53
01/06	[16] Alabama [SEC]	L	71-53
01/09	at LSU [SEC]	L	78-56
01/13	Georgia [SEC]	L	26-20
01/16	at Auburn [SEC]	L	62-49
01/20	[20] Tennessee [SEC]	L	54-44
01/23	at Ole Miss [SEC]	L	54-30
01/27	[7] Kentucky [SEC]	W	56-51
01/30	at Vanderbilt [SEC]	W	33-31
02/03	at [8] Alabama [SEC]	L	66-63
02/06	LSU [SEC]	L	57-43
02/10	at Georgia [SEC]	L	71-49
02/13	Auburn [SEC]	W	59-45
02/17	at Tennessee [SEC]	L	50-48
02/20	Ole Miss [SEC]	L	47-33
02/24	at [7] Kentucky [SEC]	L	71-54
02/27	Florida [SEC]	W	65-56
<b>SEC TOURNAMENT • LEXINGTON, KENTUCKY</b>			
03/03	vs. Auburn	L	38-36 • 0T





1982-83 • 17-12 • 9-9 SEC		HEAD COACH • BOB BOYD	
DATE	OPPONENT	W/L	SCORE
11/29	Southern Miss • USM	W	81-58
12/01	at [11] Houston	L	74-65
12/04	Northwestern State	W	97-59
12/06	Florida International • FIU	W	102-66
12/11	North Alabama	W	80-49
KRYSTAL CLASSIC • CHATTANOOGA, TENNESSEE			
12/17	vs. UAB	W	67-47
12/18	at Chattanooga	L	62-54
SUGAR BOWL CLASSIC • NEW ORLEANS, LOUISIANA			
12/28	at Tulane	W	51-47
12/29	vs. Louisiana-Lafayette • ULL	W	65-56
01/03	at Auburn [SEC]	L	77-66
01/05	at Florida [SEC]	W	62-60
01/08	Vanderbilt [SEC]	W	64-48
01/10	[6] Kentucky [SEC]	L	59-53 • OT
01/15	at [18] Tennessee [SEC]	W	75-74 • OT
01/17	at Georgia [SEC]	L	75-59
01/22	Ole Miss [SEC]	L	67-61
01/24	LSU [SEC]	W	80-65
01/31	Alabama [SEC]	W	78-69
02/05	at Vanderbilt [SEC]	L	63-60
02/08	at [13] Kentucky [SEC]	L	88-67
02/12	Tennessee [SEC]	W	75-66
02/15	Georgia [SEC]	W	73-64
02/19	at Ole Miss [SEC]	L	69-67 • OT
02/21	at LSU [SEC]	L	86-73
02/26	at Alabama [SEC]	L	83-58
03/03	Auburn [SEC]	W	69-53
03/05	Florida [SEC]	W	73-62
SEC TOURNAMENT • BIRMINGHAM, ALABAMA			
03/11	vs. Vanderbilt	W	76-61
03/12	vs. Alabama	L	51-50

1983-84 • 9-19 • 4-14 SEC		HEAD COACH • BOB BOYD	
DATE	OPPONENT	W/L	SCORE
11/28	Birmingham-Southern College	W	47-40
11/30	[8] Houston	L	68-62
12/03	Troy	W	77-49
12/06	at Southern Miss • USM	L	55-48
12/10	at [4] Memphis	W	50-49
12/13	UAB	L	55-53
12/17	North Alabama	W	70-64
12/22	Auburn [SEC]	L	73-55
WINSTON TIRE CLASSIC • LOS ANGELES, CALIFORNIA			
12/29	vs. Memphis	L	43-42
12/30	at Southern Cal • USC	W	57-55
01/04	Florida [SEC]	L	56-55
01/07	at Vanderbilt [SEC]	L	67-54
01/11	at [2] Kentucky [SEC]	L	51-42
01/14	Tennessee [SEC]	W	63-56 • OT
01/16	[15] Georgia [SEC]	L	54-52
01/21	at Ole Miss [SEC]	W	64-56
01/23	at [15] LSU [SEC]	L	80-64
01/28	at Alabama [SEC]	L	74-57
02/02	Vanderbilt [SEC]	L	57-54
02/06	[6] Kentucky [SEC]	L	77-58
02/11	at Tennessee [SEC]	L	45-42
02/13	at Georgia [SEC]	L	69-45
02/18	Ole Miss [SEC]	W	70-51
02/20	[17] LSU [SEC]	L	85-70
02/26	Alabama [SEC]	W	74-70
03/01	at Auburn [SEC]	L	68-53
03/03	at Florida [SEC]	L	60-59
SEC TOURNAMENT • NASHVILLE, TENNESSEE			
03/07	vs. Georgia	L	52-49

1984-85 • 13-15 • 9-9 SEC		HEAD COACH • BOB BOYD	
DATE	OPPONENT	W/L	SCORE
11/27	Jackson State	W	77-46
12/01	Delta State	W	76-58
12/05	at Kansas State	L	67-58
12/08	Southeast Missouri	W	63-56
12/11	Southern Miss • USM	W	71-53
12/15	[5] Memphis	L	68-59
12/17	at UAB	L	65-63
SUN BOWL CLASSIC • EL PASO, TEXAS			
12/28	vs. Purdue	L	77-46
12/29	vs. Wake Forest	L	67-65
01/03	at Alabama [SEC]	W	71-67
01/05	[14] LSU [SEC]	W	83-69
01/09	Georgia [SEC]	W	65-64
01/12	at Auburn [SEC]	L	62-53
01/16	at Kentucky [SEC]	L	58-57
01/19	Ole Miss [SEC]	W	61-44
01/23	Tennessee [SEC]	W	82-66
01/26	at Vanderbilt [SEC]	W	71-70
01/30	at Florida [SEC]	L	72-57
02/02	Alabama [SEC]	W	48-46
02/06	at LSU [SEC]	L	80-65
02/09	at Georgia [SEC]	L	79-74
02/13	Auburn [SEC]	W	82-65
02/16	Kentucky [SEC]	W	82-69
02/20	at Ole Miss [SEC]	L	53-50
02/23	at Tennessee [SEC]	L	79-64
02/27	Vanderbilt [SEC]	L	81-71
03/02	Florida [SEC]	L	69-63
SEC TOURNAMENT • BIRMINGHAM, ALABAMA			
03/07	vs. Alabama	L	42-31

1985-86 • 8-22 • 3-15 SEC		HEAD COACH • BOB BOYD	
DATE	OPPONENT	W/L	SCORE
11/25	at McNeese State	L	76-67
11/30	at Jackson State	W	77-62
12/07	Mississippi College	W	74-64
12/10	Delta State	L	56-53
12/14	Kansas State	L	63-58
12/17	Chattanooga	L	48-47
12/21	at Wichita State	L	64-57
HOOSIER CLASSIC • INDIANAPOLIS, INDIANA			
12/27	vs. San Jose State	W	75-65
12/28	vs. [11] Indiana	L	74-43
01/02	Alabama [SEC]	L	71-62 • OT
01/04	at [8] LSU [SEC]	L	90-84
01/08	at Georgia [SEC]	L	72-55
01/11	Auburn [SEC]	L	72-56
01/15	[11] Kentucky [SEC]	L	64-52
01/18	at Ole Miss [SEC]	L	57-56
01/22	at Tennessee [SEC]	L	69-51
01/25	Vanderbilt [SEC]	W	64-60
01/29	Florida [SEC]	L	73-64
02/01	at Alabama [SEC]	L	72-54
02/05	LSU [SEC]	L	68-62
02/08	Georgia [SEC]	L	62-61
02/12	at Auburn [SEC]	L	69-64
02/15	at [11] Kentucky [SEC]	L	88-62
02/19	Ole Miss [SEC]	W	48-43
02/22	Tennessee [SEC]	W	57-49
02/26	at Vanderbilt [SEC]	L	77-65
03/01	at Florida [SEC]	L	76-58
SEC TOURNAMENT • LEXINGTON, KENTUCKY			
03/05	vs. Vanderbilt	W	62-54
03/06	vs. Auburn	W	65-63
03/07	vs. Alabama	L	77-65



1986-87 - 7-21 - 3-15 SEC		HEAD COACH - RICHARD WILLIAMS	
DATE	OPPONENT	W/L	SCORE
11/29	Illinois Wesleyan	W	83-78
12/02	Christian Brothers	W	77-52
12/06	Mississippi College	W	86-68
12/10	Wichita State	L	61-48
12/13	Delta State	W	68-56
12/16	at Chattanooga	L	66-51

**FAR WEST CLASSIC - PORTLAND, OREGON**

12/26	vs. San Jose State	L	62-57
12/28	vs. Louisiana-Lafayette - ULL	L	62-56
12/29	vs. Idaho	L	70-67 - OT
01/03	at Alabama [SEC]	L	64-49
01/07	at Florida [SEC]	L	100-56
01/10	[13] Auburn [SEC]	L	66-52
01/12	[9] Kentucky [SEC]	L	57-49
01/14	Ole Miss [SEC]	W	63-62
01/17	at Georgia [SEC]	L	48-41
01/21	at Tennessee [SEC]	L	74-61
01/25	LSU [SEC]	L	52-50
01/28	Vanderbilt [SEC]	L	76-57
01/31	at Kentucky [SEC]	L	50-36
02/04	[9] Alabama [SEC]	L	76-55
02/07	Florida [SEC]	L	84-56
02/12	at Auburn [SEC]	L	59-45
02/14	at Ole Miss [SEC]	L	79-65
02/18	Georgia [SEC]	W	64-63
02/21	Tennessee [SEC]	W	62-60
02/25	at LSU [SEC]	L	55-46
02/28	at Vanderbilt [SEC]	L	66-58

**SEC TOURNAMENT - ATLANTA, GEORGIA**

03/05	vs. LSU	L	68-54
-------	---------	---	-------

1987-88 - 14-15 - 6-12 SEC		HEAD COACH - RICHARD WILLIAMS	
DATE	OPPONENT	W/L	SCORE
11/28	Christian Brothers	W	93-78
12/02	at Rice	W	72-68
12/05	Western New Mexico	W	86-56
12/09	East Tennessee State	W	86-59
12/12	Mercer	W	66-50
12/16	vs. McNeese State [J]	W	76-66
12/19	at Southeastern Louisiana	W	60-51

**RAINBOW CLASSIC - HONOLULU, HAWAII**

12/27	at Hawaii	W	68-55
12/29	vs. Arizona State	L	70-69
12/30	vs. [20] Louisville	L	86-62
01/06	at [1] Kentucky [SEC]	L	93-52
01/09	Alabama [SEC]	W	59-56
01/13	Florida [SEC]	L	55-45
01/16	at Auburn [SEC]	L	65-57
01/20	at Ole Miss [SEC]	L	61-52
01/23	Georgia [SEC]	W	80-72
01/27	Tennessee [SEC]	L	63-48
01/30	at LSU [SEC]	W	49-47
02/03	at [15] Vanderbilt [SEC]	L	82-66
02/06	[10] Kentucky [SEC]	L	83-59
02/10	at Alabama [SEC]	L	61-48
02/13	at Florida [SEC]	L	69-52
02/17	Auburn [SEC]	L	77-61
02/20	Ole Miss [SEC]	W	67-57
02/24	at Georgia [SEC]	L	49-35
02/27	at Tennessee [SEC]	L	64-62
03/02	LSU [SEC]	W	62-60
03/05	[19] Vanderbilt [SEC]	W	73-68

**SEC TOURNAMENT - BATON ROUGE, LOUISIANA**

03/10	vs. Georgia	L	64-43
-------	-------------	---	-------

1988-89 - 13-15 - 7-11 SEC		HEAD COACH - RICHARD WILLIAMS	
DATE	OPPONENT	W/L	SCORE
11/28	Rice	W	63-61
12/01	Southeastern Louisiana	W	113-61
12/06	at East Tennessee State	L	91-82
12/10	vs. Mercer [A]	W	74-63
12/13	New Orleans - UNO	W	76-65
12/17	at TCU	L	66-65
12/20	East Carolina - ECU	W	88-79

**SUGAR BOWL CLASSIC - NEW ORLEANS, LOUISIANA**

12/28	vs. DePaul	L	62-60
12/29	vs. Virginia - UVA	W	86-84
01/04	at LSU [SEC]	W	87-84
01/07	[17] Tennessee [SEC]	L	86-85
01/11	Auburn [SEC]	W	69-56
01/14	at Alabama [SEC]	L	97-80
01/19	Georgia [SEC]	L	79-68
01/21	at Florida [SEC]	L	81-57
01/25	at Ole Miss [SEC]	L	75-65
01/28	Vanderbilt [SEC]	L	81-70
02/01	at Kentucky [SEC]	L	73-61
02/04	[19] LSU [SEC]	W	96-79
02/08	at Tennessee [SEC]	L	81-71
02/11	at Auburn [SEC]	L	70-68
02/15	Alabama [SEC]	W	61-57 - OT
02/18	at Georgia [SEC]	W	86-85 - OT
02/22	Florida [SEC]	L	78-69
02/25	Ole Miss [SEC]	W	74-69
03/01	at Vanderbilt [SEC]	L	77-58
03/04	Kentucky [SEC]	W	68-67

**SEC TOURNAMENT - KNOXVILLE, TENNESSEE**

03/09	vs. Georgia	L	83-68
-------	-------------	---	-------

1989-90 - 16-14 - 7-11 SEC		HEAD COACH - RICHARD WILLIAMS	
NATIONAL INVITATION TOURNAMENT - NIT ROUND OF 16			
DATE	OPPONENT	W/L	SCORE

**CENTURY CELLUNET CLASSIC - SHREVEPORT, LOUISIANA**

11/24	vs. Louisiana-Monroe - ULM	W	75-68
11/25	at Centenary College	W	96-80
11/29	Centenary College	W	112-74
12/04	at Kentucky	L	102-97
12/07	Christian Brothers	W	86-51
12/16	at New Orleans - UNO	W	62-55
12/19	at East Carolina - ECU	W	72-63

**CONNECTICUT MUTUAL CLASSIC - HARTFORD, CONNECTICUT**

12/29	vs. Delaware	W	66-65
12/30	at Connecticut - UConn	L	84-68
01/04	[11] LSU [SEC]	W	87-80 - OT
01/06	at Tennessee [SEC]	L	82-77
01/10	at Auburn [SEC]	L	93-71
01/13	[24] Alabama [SEC]	L	62-57
01/17	at Georgia [SEC]	L	83-69
01/20	Florida [SEC]	W	98-73
01/24	Ole Miss [SEC]	W	104-102 - 4OT
01/27	at Vanderbilt [SEC]	L	81-68
01/31	Kentucky [SEC]	W	87-86 - OT
02/05	at [14] LSU [SEC]	L	86-68
02/07	Tennessee [SEC]	L	84-83 - OT
02/10	Auburn [SEC]	L	77-74
02/13	at Alabama [SEC]	W	86-74
02/17	Georgia [SEC]	L	82-74
02/21	at Florida [SEC]	W	79-54
02/24	at Ole Miss [SEC]	L	75-67
02/28	Vanderbilt [SEC]	W	83-68
03/03	TCU	W	64-60

**SEC TOURNAMENT - ORLANDO, FLORIDA**

03/09	vs. Alabama	L	59-44
-------	-------------	---	-------

**NIT 1ST/2ND ROUNDS - CAMPUS SITES**

03/15	Baylor	W	84-75
03/19	at New Orleans - UNO	L	65-60



**1990-91 • 20-9 • 13-5 SEC HEAD COACH • RICHARD WILLIAMS**

**SEC REGULAR SEASON CO-CHAMPIONS  
NCAA TOURNAMENT • ROUND OF 64**

**FINAL AP RANKING • NO. 21**

DATE	OPPONENT	W/L	SCORE
11/26	Tennessee Tech	W	109-76
11/30	at Chattanooga	W	76-70
12/04	at Jacksonville	W	79-65
12/08	Ball State	W	86-72
12/11	Eastern Kentucky	W	94-67
12/18	Alcorn State	W	120-65
12/22	at Drake	W	82-80 • OT

**PALM BEACH CLASSIC • WEST PALM BEACH, FLORIDA**

12/27	vs. [6] Ohio State	L	82-80
12/28	vs. Miami • Florida	L	74-67
01/02	at Tennessee [SEC]	W	70-65
01/06	Ole Miss [SEC]	W	84-80 • OT
01/09	at [11] Kentucky [SEC]	L	89-70
01/12	Vanderbilt [SEC]	W	85-62
01/16	Georgia [SEC]	L	81-73
01/19	at Florida [SEC]	L	85-82
01/23	Alabama [SEC]	W	68-59
01/26	at Auburn [SEC]	W	84-64
01/30	at [14] LSU [SEC]	W	82-79
02/02	Tennessee [SEC]	W	95-68
02/06	at Vanderbilt [SEC]	L	91-70
02/09	[10] Kentucky [SEC]	W	83-82
02/13	at Ole Miss [SEC]	W	84-77
02/16	at Georgia [SEC]	W	70-64
02/20	Florida [SEC]	W	81-67
02/23	at Alabama [SEC]	L	97-72
02/27	Auburn [SEC]	W	94-76
03/02	[18] LSU [SEC]	W	76-73

**SEC TOURNAMENT • NASHVILLE, TENNESSEE**

03/08	vs. Tennessee	L	87-70
-------	---------------	---	-------

**NCAA TOURNAMENT 1ST ROUND • SYRACUSE, NEW YORK**

03/15	vs. Eastern Michigan	L	76-56
-------	----------------------	---	-------

**1991-92 • 15-13 • 7-9 SEC HEAD COACH • RICHARD WILLIAMS**

DATE	OPPONENT	W/L	SCORE
11/22	Chattanooga	L	85-73
11/27	UT Martin	W	86-54

**LOUISIANA CLASSICS TIPOFF • LAFAYETTE, LOUISIANA**

11/29	vs. Prairie View A&M	W	97-52
11/30	at Louisiana-Lafayette • ULL	W	86-77 • OT
12/03	at Ball State	L	81-52
12/10	Drake	W	79-50
12/14	Jacksonville	W	77-74
12/16	at Eastern Kentucky	W	87-68
12/19	at Vanderbilt [SEC]	W	74-71
12/21	at Tennessee Tech	W	90-84
12/30	Samford	W	72-48
01/04	[19] Alabama [SEC]	L	78-64
01/11	Ole Miss [SEC]	W	84-72
01/15	at [12] Arkansas [SEC]	L	99-78
01/18	LSU [SEC]	L	83-70
01/22	at Austin Peay	L	103-97
01/25	at South Carolina [SEC]	W	60-57
01/29	at Auburn [SEC]	W	75-72
02/05	Georgia [SEC]	W	75-66
02/08	at Florida [SEC]	L	87-66
02/12	Tennessee [SEC]	W	94-76
02/19	[13] Kentucky [SEC]	L	89-84
02/22	at Ole Miss [SEC]	L	86-78
02/26	at [16] Alabama [SEC]	L	79-69
02/29	[9] Arkansas [SEC]	L	84-76
03/04	Auburn [SEC]	W	77-70
03/07	at [23] LSU [SEC]	L	89-80

**SEC TOURNAMENT • BIRMINGHAM, ALABAMA**

03/12	vs. Vanderbilt	L	77-55
-------	----------------	---	-------

**1992-93 • 13-16 • 5-11 SEC HEAD COACH • RICHARD WILLIAMS**

DATE	OPPONENT	W/L	SCORE
12/01	Austin Peay	W	80-73

**HAWKEYE CLASSIC • IOWA CITY, IOWA**

12/04	vs. LIU Brooklyn	W	61-52
12/05	at [10] Iowa	L	69-54
12/09	at UAB	L	73-68
12/17	Truman State	W	75-48

**SAN JUAN SHOOTOUT • SAN JUAN, PUERTO RICO**

12/20	vs. Florida International • FIU	W	58-51
12/21	vs. Southern Illinois • Carbondale	L	76-64
12/22	vs. Eastern Michigan	W	74-58
12/29	Birmingham-Southern College	W	75-71
01/03	Auburn [SEC]	W	77-71
01/05	Tennessee Tech	W	110-65
01/09	at Georgia [SEC]	L	86-73
01/13	LSU [SEC]	L	84-76
01/16	at Tennessee [SEC]	L	92-75
01/20	at Ole Miss [SEC]	L	69-53
01/23	Alabama [SEC]	W	66-53
01/25	Louisiana-Monroe • ULM	W	75-67
01/27	[16] Arkansas [SEC]	W	80-76 • OT
02/03	at [2] Kentucky [SEC]	L	87-63
02/06	Ole Miss [SEC]	L	56-53
02/10	at LSU [SEC]	L	92-66
02/13	South Carolina	W	83-63
02/17	at Auburn [SEC]	L	83-77
02/20	at [13] Arkansas [SEC]	L	115-58
02/23	at Missouri-Kansas City • UMKC	L	89-87 • OT
02/27	[8] Vanderbilt [SEC]	L	80-39
03/03	Florida [SEC]	W	78-71
03/06	at Alabama [SEC]	L	92-80

**SEC TOURNAMENT • LEXINGTON, KENTUCKY**

03/11	vs. Georgia	L	87-56
-------	-------------	---	-------

**1993-94 • 18-11 • 9-7 SEC HEAD COACH • RICHARD WILLIAMS**

**NATIONAL INVITATION TOURNAMENT • NIT ROUND OF 32**

DATE	OPPONENT	W/L	SCORE
11/30	Troy	W	118-83
12/04	Southern Miss • USM	W	62-58
12/07	UAB	L	66-63 • OT
12/11	Southeastern Louisiana	W	81-55

**MISSISSIPPI BEACH SHOOTOUT • BILOXI, MISSISSIPPI**

12/18	vs. Tulane	W	82-78
12/21	at Louisiana-Monroe • ULM	W	73-67

**ARIZONA STATE CLASSIC • TEMPE, ARIZONA**

12/28	vs. Villanova	L	90-82
12/29	vs. Northern Arizona	W	85-64
01/05	Tennessee [SEC]	W	80-66
01/09	at Ole Miss [SEC]	W	81-69
01/12	at Auburn [SEC]	W	91-86 • OT
01/15	Georgia [SEC]	W	67-60
01/19	[3] Arkansas [SEC]	W	72-71
01/22	[7] Kentucky [SEC]	L	86-70
01/26	at LSU [SEC]	W	66-52
01/29	at Alabama [SEC]	L	70-69
02/02	Missouri-Kansas City • UMKC	W	83-61
02/05	at [24] Florida [SEC]	L	84-75
02/08	Florida Tech	W	95-61
02/12	Ole Miss [SEC]	W	72-52
02/16	at Vanderbilt [SEC]	L	84-67
02/19	Auburn [SEC]	L	76-65
02/23	at South Carolina [SEC]	W	73-72
02/26	LSU [SEC]	W	86-66
03/02	Alabama [SEC]	L	60-49
03/05	at [1] Arkansas [SEC]	L	80-62

**SEC TOURNAMENT • MEMPHIS, TENNESSEE**

03/10	vs. Tennessee	W	73-69
03/11	vs. [10] Kentucky	L	95-76

**NIT 1ST ROUND • MANHATTAN, KANSAS**

03/17	at Kansas State	L	78-67
-------	-----------------	---	-------

**1994-95 - 22-8 - 12-4 SEC HEAD COACH - RICHARD WILLIAMS****SEC WEST CO-CHAMPIONS****NCAA TOURNAMENT - SWEET 16****FINAL AP RANKING - NO. 18**

DATE	OPPONENT	W/L	SCORE
11/28	Southeastern Louisiana	W	106-67

**MISSOULIAN/COCA-COLA CLASSIC - MISSOULA, MONTANA**

12/02	vs. Colgate	W	80-76
12/03	at Montana	W	90-85 - 20T
12/06	at BYU	L	74-68 - 0T
12/10	Louisiana-Monroe - ULM	W	70-56

**CELLULAR SOUTH SHOOTOUT - BILOXI, MISSISSIPPI**

12/17	vs. Southern Miss - USM	L	66-64
-------	-------------------------	---	-------

**COWBOY SHOOTOUT - CASPER, WYOMING**

12/27	vs. Saint Joseph's	W	76-66
12/28	vs. Wyoming	W	61-57
01/03	South Carolina [SEC]	W	71-56
01/07	at Georgia [SEC]	W	60-59
01/11	at [5] Arkansas [SEC]	L	79-74
01/14	Ole Miss [SEC]	W	94-52
01/16	Northwestern State	W	98-58
01/21	at Alabama [SEC]	L	68-64
01/25	LSU [SEC]	W	73-60
01/30	Nicholls State	W	81-65
02/01	[25] Florida [SEC]	W	70-47
02/04	[8] Arkansas [SEC]	W	83-62
02/08	at LSU [SEC]	W	67-61
02/11	Auburn [SEC]	L	70-69
02/14	at [4] Kentucky [SEC]	W	76-71
02/18	at Tennessee [SEC]	W	60-52
02/22	Vanderbilt [SEC]	W	76-48
02/25	at Ole Miss [SEC]	W	46-42
03/01	at Auburn [SEC]	L	76-69
03/04	[21] Alabama [SEC]	W	71-67

**SEC TOURNAMENT - ATLANTA, GEORGIA**

03/10	vs. Florida	L	80-64
-------	-------------	---	-------

**NCAA TOURNAMENT 1ST/2ND ROUNDS - BOISE, IDAHO**

03/17	vs. Santa Clara	W	75-67
03/19	vs. [19] Utah	W	78-64

**NCAA TOURNAMENT SWEET 16 - OAKLAND, CALIFORNIA**

03/23	vs. [1] UCLA	L	86-67
-------	--------------	---	-------

**1995-96 - 26-8 - 10-6 SEC HEAD COACH - RICHARD WILLIAMS****SEC WEST CHAMPIONS - SEC TOURNAMENT CHAMPIONS****NCAA TOURNAMENT - FINAL FOUR****FINAL AP RANKING - NO. 19**

DATE	OPPONENT	W/L	SCORE
11/25	Southeastern Louisiana	W	121-78
11/28	UNC Wilmington - UNCW	W	77-54
12/02	BYU	W	79-74
12/05	Troy	W	123-73
12/09	Little Rock	L	70-68
12/16	at Southern Miss - USM	W	72-69 - 0T
12/19	at Louisiana-Monroe - ULM	W	66-60

**FAR WEST CLASSIC - PORTLAND, OREGON**

12/29	vs. Oregon State	W	76-62
12/30	vs. Nebraska	W	69-66
01/03	at LSU [SEC]	W	77-64
01/06	at Florida [SEC]	W	69-66
01/09	[2] Kentucky [SEC]	L	74-56
01/13	Alabama [SEC]	L	56-55
01/17	Ole Miss [SEC]	W	53-47
01/20	at Arkansas [SEC]	L	80-68
01/24	at South Carolina [SEC]	L	77-69
01/27	Tennessee [SEC]	W	60-59
01/31	Georgia [SEC]	W	76-73
02/04	at [22] Auburn [SEC]	W	78-75 - 0T
02/06	Arkansas [SEC]	W	78-63
02/10	at Oklahoma - OU	W	76-71
02/17	at Ole Miss [SEC]	L	71-64
02/21	LSU [SEC]	W	88-77
02/24	at Alabama [SEC]	W	73-65
02/28	at Vanderbilt [SEC]	L	69-64
03/02	Auburn [SEC]	W	67-51

**SEC TOURNAMENT - NEW ORLEANS, LOUISIANA**

03/08	vs. Auburn	W	69-58
03/09	vs. Georgia	W	86-68
03/10	vs. [1] Kentucky	W	84-73

**NCAA TOURNAMENT 1ST/2ND ROUNDS - INDIANAPOLIS, INDIANA**


03/14	vs. Virginia Commonwealth - VCU	W	58-51
03/16	vs. Princeton	W	63-41

**NCAA TOURNAMENT SWEET 16/ELITE 8 - LEXINGTON, KENTUCKY**

03/22	vs. [3] Connecticut - UConn	W	60-55
03/24	vs. [7] Cincinnati	W	73-63

**NCAA TOURNAMENT FINAL 4 - EAST RUTHERFORD, NEW JERSEY**

03/30	vs. [15] Syracuse	L	77-69
-------	-------------------	---	-------





1996-97 - 12-18 - 6-10 SEC		HEAD COACH - RICHARD WILLIAMS	
DATE	OPPONENT	W/L	SCORE
11/23	Northwestern State	W	78-61
11/26	Southeastern Louisiana	W	77-63
11/30	James Madison - JMU	L	75-72
DIRECTV GREAT EIGHT - CHICAGO, ILLINOIS			
12/03	vs. [2] Wake Forest	L	74-43
FRANKLIN NATIONAL BANK CLASSIC - LANDOVER, MARYLAND			
12/08	vs. George Washington	L	57-36
12/09	vs. California - Cal	L	78-45
12/14	Loyola - New Orleans	W	98-32
12/17	Texas Southern	W	95-64
12/19	Old Dominion - ODU	W	80-73
12/21	at UNC Wilmington - UNCW	L	71-54
PUERTO RICO HOLIDAY CLASSIC - SAN JUAN, PUERTO RICO			
12/30	vs. Bowling Green	L	75-59
12/31	vs. Fresno State	W	62-60
01/01	vs. Old Dominion - ODU	L	72-71 - OT
01/04	LSU [SEC]	W	69-66
01/07	at [3] Kentucky [SEC]	L	90-61
01/11	South Carolina [SEC]	L	73-65
01/15	[20] Ole Miss [SEC]	W	75-64
01/21	at Arkansas [SEC]	L	98-64
01/25	Vanderbilt [SEC]	W	60-53
01/29	at LSU [SEC]	W	68-60
02/01	Alabama [SEC]	W	64-51
02/05	at Auburn [SEC]	L	81-68
02/08	at Georgia [SEC]	L	56-54
02/12	Florida [SEC]	L	72-69
02/15	at Tennessee [SEC]	L	54-53
02/19	at Ole Miss [SEC]	L	84-61
02/23	Arkansas [SEC]	W	93-77
02/26	Auburn [SEC]	L	68-64
03/01	at Alabama [SEC]	L	78-49
SEC TOURNAMENT - MEMPHIS, TENNESSEE			
03/06	vs. Vanderbilt	L	73-67 - OT

1997-98 • 15-15 - 4-12 SEC		HEAD COACH - RICHARD WILLIAMS	
DATE	OPPONENT	W/L	SCORE
11/15	Centenary College	W	64-40
11/18	Texas-Rio Grande Valley - UTRGV	W	90-60
TOP OF THE WORLD CLASSIC - FAIRBANKS, ALASKA			
11/21	at Alaska Fairbanks	W	66-64 • 2OT
11/22	vs. Gonzaga	L	70-68
11/23	vs. Missouri State	W	79-68
11/26	Tennessee Tech	W	83-57
11/29	Northwestern State	W	84-73
12/06	Oklahoma - OU	W	67-65 - OT
12/16	at James Madison - JMU	W	73-69
12/18	at Old Dominion - ODU	W	62-57
12/20	vs. UT Martin [T]	W	80-60
SUN BOWL CLASSIC - EL PASO, TEXAS			
12/27	vs. Saint Joseph's	L	65-58
12/28	vs. Penn State	W	58-57
01/03	at Alabama [SEC]	W	56-52
01/07	at [22] Arkansas [SEC]	L	83-70
01/10	[6] Kentucky [SEC]	L	77-71
01/17	at Vanderbilt [SEC]	L	77-73
01/21	Georgia [SEC]	W	69-64
01/24	at [13] Ole Miss [SEC]	L	81-77 • 2OT
01/28	Auburn [SEC]	L	69-66
01/31	[15] Arkansas [SEC]	L	76-73
02/04	at Florida [SEC]	L	82-78 - OT
02/07	at Auburn [SEC]	L	68-66 - OT
02/11	LSU [SEC]	W	85-48
02/14	at [15] South Carolina [SEC]	L	76-65
02/17	Tennessee [SEC]	L	87-63
02/21	[15] Ole Miss [SEC]	L	82-78
02/25	Alabama [SEC]	L	85-70
02/28	at LSU [SEC]	W	63-62
SEC TOURNAMENT - ATLANTA, GEORGIA			
03/05	vs. Georgia	L	79-76



1998-99 • 20-13 - 8-8 SEC		HEAD COACH - RICK STANSBURY	
DATE	OPPONENT	W/L	SCORE
11/17	vs. Arkansas-Pine Bluff [J]	W	105-53
11/21	vs. Northwestern State [T]	W	75-46
11/25	Belmont	W	66-65
11/28	UT Martin	W	85-67
11/30	Sam Houston State	W	80-67
12/02	Jacksonville State	W	73-54
12/08	Centenary College	W	59-54
12/12	Southeastern Louisiana	W	97-60
GOLDEN BEAR CLASSIC - OAKLAND, CALIFORNIA			
12/21	vs. Louisiana-Lafayette - ULL	L	60-58
12/22	vs. Eastern Kentucky	W	75-62
RAINBOW CLASSIC - HONOLULU, HAWAII			
12/28	vs. Texas	L	81-77
12/29	vs. Florida State - FSU	L	69-58
12/30	vs. Louisiana-Lafayette - ULL	W	62-58
01/02	South Carolina [SEC]	W	66-60
01/06	at Georgia [SEC]	L	63-60
01/09	at Alabama [SEC]	W	55-50
01/13	[24] Arkansas [SEC]	L	61-59
01/16	LSU [SEC]	W	55-53
01/20	at Ole Miss [SEC]	L	81-68
01/23	at [7] Kentucky [SEC]	L	76-49
01/27	at [7] Auburn [SEC]	L	64-54
01/30	[25] Florida [SEC]	W	66-63
02/03	Alabama [SEC]	W	79-50
02/06	at Tennessee [SEC]	W	88-82
02/10	Vanderbilt [SEC]	W	67-62
02/13	at Arkansas [SEC]	L	82-62
02/20	Ole Miss [SEC]	W	72-69
02/24	at LSU [SEC]	L	74-63
02/27	[2] Auburn [SEC]	L	76-73
SEC TOURNAMENT - ATLANTA, GEORGIA			
03/04	vs. Vanderbilt	W	76-58
03/05	vs. [18] Tennessee	W	62-56
03/06	vs. [22] Arkansas	L	84-79 - OT
NIT 1ST ROUND - FORT COLLINS, COLORADO			
03/10	at Colorado State	L	69-56



<b>1999-2000 • 14-16 • 5-11 SEC</b>		<b>HEAD COACH • RICK STANSBURY</b>	
<b>DATE</b>	<b>OPPONENT</b>	<b>W/L</b>	<b>SCORE</b>
11/21	Alabama A&M	W	89-67
11/23	Arkansas-Pine Bluff	W	107-67
<b>USBWA HOOP &amp; QUILL CLASSIC • ST. CHARLES, MISSOURI</b>			
11/26	vs. Valparaiso - Valpo	L	68-59
11/27	vs. Rutgers	L	74-69
11/28	vs. Northwestern	W	70-65
12/01	Southeastern Louisiana	W	70-56
12/04	Western Kentucky - WKU	W	81-69
12/07	South Carolina State	W	88-58
12/11	Centenary College	W	98-76
<b>PETE NEWELL CHALLENGE • OAKLAND, CALIFORNIA</b>			
12/21	vs. [1] Stanford	L	76-56
<b>HOLIDAY STORES/TOUCH AMERICA CLASSIC • BOZEMAN, MONTANA</b>			
12/29	vs. Idaho	W	86-81
12/30	at Montana State	L	74-70
01/05	Georgia [SEC]	W	71-59
01/08	at Alabama [SEC]	L	77-74 • OT
01/12	at Ole Miss [SEC]	W	61-59
01/16	[4] Auburn [SEC]	L	51-45
01/19	at Jacksonville State	W	73-61
01/22	at Arkansas [SEC]	L	83-73
01/29	at [7] Auburn [SEC]	L	73-57
02/02	[22] LSU [SEC]	W	68-66
02/06	[6] Tennessee [SEC]	L	88-81
02/09	at [22] Vanderbilt [SEC]	L	65-64
02/12	Arkansas [SEC]	L	87-81
02/16	at South Carolina [SEC]	L	68-67
02/19	at [11] Florida [SEC]	L	88-58
02/23	Ole Miss [SEC]	W	80-67
02/26	at [15] LSU [SEC]	L	71-66
02/29	[22] Kentucky [SEC]	L	73-61
03/04	Alabama [SEC]	W	92-70
<b>SEC TOURNAMENT • ATLANTA, GEORGIA</b>			
03/09	vs. Vanderbilt	L	76-53
<b>2000-01 • 18-13 • 7-9 SEC</b>		<b>HEAD COACH • RICK STANSBURY</b>	
<b>NATIONAL INVITATION TOURNAMENT • NIT QUARTERFINALS</b>			
<b>DATE</b>	<b>OPPONENT</b>	<b>W/L</b>	<b>SCORE</b>
<b>PRESEASON NIT • BERKELEY, CALIFORNIA</b>			
11/13	at California • Cal	L	83-76 • OT
11/18	McNeese State	W	83-74
11/21	Mississippi Valley State	W	93-58
11/30	Alabama A&M	W	102-60
12/02	Richmond	L	83-72
12/05	Louisiana Tech	W	68-63
12/09	Montana State	W	81-63
12/18	vs. Southeastern Louisiana [SH]	W	78-58
<b>FIESTA BOWL CLASSIC • TUCSON, ARIZONA</b>			
12/28	vs. Louisiana-Lafayette • ULL	W	90-80
12/30	at [12] Arizona	W	75-74
01/06	Arkansas [SEC]	W	87-73
01/10	[8] Florida [SEC]	L	81-80
01/13	at [16] Alabama [SEC]	L	72-59
01/17	Tulane	W	83-66
01/20	at [9] Tennessee [SEC]	L	84-79
01/24	LSU [SEC]	L	82-73
01/27	[19] Ole Miss [SEC]	W	79-69
01/31	at Auburn [SEC]	L	60-56
02/03	at Arkansas [SEC]	L	83-72
02/07	[18] Alabama [SEC]	W	84-70
02/10	at Kentucky [SEC]	L	76-57
02/14	at [16] Ole Miss [SEC]	L	51-48
02/17	Auburn [SEC]	W	85-74
02/21	Vanderbilt [SEC]	W	80-63
02/24	at LSU [SEC]	W	55-48
02/28	at Georgia [SEC]	L	94-73

<b>DATE</b>	<b>OPPONENT</b>	<b>W/L</b>	<b>SCORE</b>
03/03	South Carolina [SEC]	W	77-73
<b>SEC TOURNAMENT • NASHVILLE, TENNESSEE</b>			
03/08	vs. South Carolina	L	69-62
<b>NIT 1ST/2ND/3RD ROUNDS • CAMPUS SITES</b>			
03/14	Southern Miss • USM	W	75-68
03/19	at Pittsburgh • Pitt	W	66-61
03/21	Tulsa	L	77-75
<b>2001-02 • 27-8 • 10-6 SEC</b>		<b>HEAD COACH • RICK STANSBURY</b>	
<b>SEC TOURNAMENT CHAMPIONS</b>			
<b>NCAA TOURNAMENT • ROUND OF 32</b>			
<b>FINAL AP RANKING • NO. 17</b>			
<b>DATE</b>	<b>OPPONENT</b>	<b>W/L</b>	<b>SCORE</b>
11/17	Nicholls State	W	95-59
11/19	Florida A&M • FAMU	W	92-55
11/21	Little Rock	W	93-81
11/24	at Louisiana-Lafayette • ULL	W	79-71
11/28	Alabama A&M	W	70-45
12/02	South Alabama • USA	W	73-66
12/05	at Richmond	W	71-57
12/08	Arkansas State	W	91-83
12/15	Louisiana-Monroe • ULM [SH]	W	104-67
<b>PEACH BOWL CLASSIC • ATLANTA, GEORGIA</b>			
12/16	at Georgia State	W	72-63
<b>LAS VEGAS CLASSIC • LAS VEGAS, NEVADA</b>			
12/20	vs. Richmond	W	74-72
12/21	vs. [25] Cincinnati	L	90-56
12/22	vs. Illinois-Chicago • UIC	W	77-74
12/29	at Tulane	W	77-66
01/05	[6] Kentucky [SEC]	W	74-69 • OT
01/08	at Arkansas [SEC]	L	75-64
01/12	at Ole Miss [SEC]	L	66-59
01/16	Tennessee [SEC]	W	92-91 • OT
01/19	at [16] Alabama [SEC]	L	85-73
01/26	LSU [SEC]	W	84-61
01/30	at Auburn [SEC]	W	72-64
02/02	at [5] Florida [SEC]	L	76-48
02/06	[17] Georgia [SEC]	L	86-68
02/09	[5] Alabama [SEC]	W	76-62
02/13	at LSU [SEC]	L	68-65 • OT
02/16	Auburn [SEC]	W	89-53
02/20	at Vanderbilt [SEC]	W	66-43
02/23	Ole Miss [SEC]	W	61-59
02/27	Arkansas [SEC]	W	89-83
03/02	at South Carolina [SEC]	W	64-57
<b>SEC TOURNAMENT • ATLANTA, GEORGIA</b>			
03/08	vs. [11] Florida	W	62-52
03/09	vs. LSU	W	57-51
03/10	vs. [8] Alabama	W	61-58
<b>NCAA TOURNAMENT 1ST/2ND ROUNDS • DALLAS, TEXAS</b>			
03/15	vs. McNeese State	W	70-58
03/17	vs. Texas	L	68-64



2002-03 • 21-10 • 9-7 SEC		HEAD COACH • RICK STANSBURY	
<b>SEC WEST CHAMPIONS</b>			
<b>NCAA TOURNAMENT • ROUND OF 64</b>			
<b>FINAL AP RANKING • NO. 20</b>			
DATE	OPPONENT	W/L	SCORE
11/23	Louisiana-Lafayette - ULL	L	79-76
11/25	McNeese State	W	81-65
11/30	Jacksonville	W	100-65
12/02	Alabama A&M	W	100-58
12/04	Jackson State	W	71-56
12/07	Louisiana Tech	W	78-38
12/14	vs. [13] Xavier • Ohio [NYC]	W	71-61
12/18	vs. Georgia State [J]	W	78-54
<b>SUGAR BOWL CLASSIC • NEW ORLEANS, LOUISIANA</b>			
12/28	vs. [5] Oklahoma • OU	W	54-45
12/30	at South Alabama • USA	W	85-74
01/02	at UAB	W	68-52
01/07	[11] Florida [SEC]	L	74-66
01/11	at LSU [SEC]	L	85-72
01/15	at [9] Alabama [SEC]	L	68-62 • OT
01/22	South Carolina [SEC]	W	64-48
01/25	LSU [SEC]	W	67-64
01/29	at Ole Miss [SEC]	W	58-57
02/01	at [15] Georgia [SEC]	L	67-63
02/05	Vanderbilt [SEC]	W	82-60
02/08	Arkansas [SEC]	W	84-54
02/15	Ole Miss [SEC]	W	68-64 • OT
02/19	at Auburn [SEC]	W	63-46
02/23	at [2] Kentucky [SEC]	L	70-62
02/26	Alabama [SEC]	W	59-55
03/01	at Arkansas [SEC]	L	53-51
03/05	at Tennessee [SEC]	L	59-49
03/08	Auburn [SEC]	W	67-45
<b>SEC TOURNAMENT • NEW ORLEANS, LOUISIANA</b>			
03/14	vs. Ole Miss	W	73-64
03/15	vs. LSU	W	76-61
03/16	vs. [2] Kentucky	L	64-57
<b>NCAA TOURNAMENT 1ST ROUND • BIRMINGHAM, ALABAMA</b>			
03/21	vs. Butler	L	47-46

2003-04 • 26-4 • 14-2 SEC		HEAD COACH • RICK STANSBURY	
<b>SEC REGULAR SEASON CHAMPIONS • SEC WEST CHAMPIONS</b>			
<b>NCAA TOURNAMENT • ROUND OF 32</b>			
<b>FINAL AP RANKING • NO. 8</b>			
DATE	OPPONENT	W/L	SCORE
11/22	UT Martin	W	90-74
11/26	South Alabama • USA	W	71-62
11/29	at Western Kentucky • WKU	W	81-75
12/01	McNeese State	W	92-69
12/03	Louisiana-Monroe • ULM	W	76-52
12/06	UAB	W	86-84
12/13	Xavier • Ohio	W	82-70
12/16	vs. New Orleans • UNO [T]	W	77-59
12/20	at Santa Clara	W	66-61 • OT
<b>SUGAR BOWL CLASSIC • NEW ORLEANS, LOUISIANA</b>			
12/27	at Tulane	W	72-50
01/03	at Little Rock	W	68-58
01/07	at Ole Miss [SEC]	W	61-54
01/10	Arkansas [SEC]	W	80-62
01/13	[5] Kentucky [SEC]	L	67-66
01/17	at LSU [SEC]	W	64-54
01/21	at [17] Florida [SEC]	W	79-68
01/24	Georgia [SEC]	W	71-58
01/28	Tennessee [SEC]	W	82-60
01/31	at Auburn [SEC]	W	73-68
02/07	Ole Miss [SEC]	W	80-56
02/11	at [25] South Carolina [SEC]	W	79-75 • OT
02/14	at Arkansas [SEC]	W	77-70
02/21	Alabama [SEC]	L	77-73

DATE	OPPONENT	W/L	SCORE
02/25	LSU [SEC]	W	84-58
02/28	at Vanderbilt [SEC]	W	72-69
03/02	Auburn [SEC]	W	105-91
03/06	at Alabama [SEC]	W	82-81 • OT

<b>SEC TOURNAMENT • ATLANTA, GEORGIA</b>			
03/12	vs. Vanderbilt	L	74-70 • OT
<b>NCAA TOURNAMENT 1ST/2ND ROUNDS • ORLANDO, FLORIDA</b>			
03/19	vs. Monmouth	W	85-52
03/21	vs. Xavier • Ohio	L	89-74

2004-05 • 23-11 • 9-7 SEC		HEAD COACH • RICK STANSBURY	
---------------------------	--	-----------------------------	--

<b>NCAA TOURNAMENT • ROUND OF 32</b>			
<b>COACHES VS. CANCER REGIONAL ROUNDS • BIRMINGHAM, ALABAMA</b>			
11/11	vs. Fairfield	W	53-49
11/12	at Birmingham-Southern College	W	55-48

<b>COACHES VS. CANCER CLASSIC • NEW YORK CITY, NEW YORK</b>			
11/18	vs. [5] Syracuse	L	71-58
11/19	vs. Saint Mary's	W	67-54
11/21	Nicholls State	W	98-69
11/23	Missouri-Kansas City • UMKC	W	82-64
12/02	South Alabama • USA	W	66-52

<b>JOHN R. WOODEN CLASSIC • ANAHEIM, CALIFORNIA</b>			
12/05	vs. [21] Arizona	L	68-64
12/11	Little Rock	W	83-53
12/13	at New Orleans • UNO	W	74-59
12/18	at Xavier • Ohio	W	80-74
12/20	Florida A&M • FAMU	W	104-80
12/22	vs. Jacksonville State [J]	W	95-53

<b>SUGAR BOWL CLASSIC • NEW ORLEANS, LOUISIANA</b>			
12/30	vs. Virginia Tech	W	71-65
01/05	Auburn [SEC]	W	90-53
01/08	at Ole Miss [SEC]	W	87-76
01/12	at Tennessee [SEC]	L	64-63
01/15	Arkansas [SEC]	W	80-55
01/18	at [22] Alabama [SEC]	L	98-49
01/22	South Carolina [SEC]	W	73-65
01/29	at LSU [SEC]	L	69-62
02/01	Florida [SEC]	W	71-57
02/05	at Auburn [SEC]	L	90-76
02/12	Vanderbilt [SEC]	W	60-54
02/16	LSU [SEC]	L	80-72
02/19	at [3] Kentucky [SEC]	L	94-78
02/23	at Georgia [SEC]	W	76-62
02/26	Ole Miss [SEC]	W	71-68
03/01	at Arkansas [SEC]	W	57-55
03/05	[21] Alabama [SEC]	L	68-63

<b>SEC TOURNAMENT • ATLANTA, GEORGIA</b>			
03/10	vs. Georgia	W	76-65
03/11	vs. Florida	L	80-64
<b>NCAA TOURNAMENT 1ST/2ND ROUNDS • CHARLOTTE, NORTH CAROLINA</b>			
03/18	vs. Stanford	W	93-70
03/20	vs. [3] Duke	L	63-55





<b>2005-06 - 15-15 - 5-11 SEC</b>		<b>HEAD COACH - RICK STANSBURY</b>	
<b>DATE</b>	<b>OPPONENT</b>	<b>W/L</b>	<b>SCORE</b>
11/19	Chattanooga	W	64-48
11/21	Arkansas State	W	68-63
11/23	at Charlotte	W	53-38
11/26	Northwestern State	L	76-75 • OT
11/28	Southeastern Louisiana	L	57-46
11/30	New Orleans • UNO	W	67-59
12/03	Santa Clara	W	82-69 • OT
12/10	Troy	W	88-77 • OT
12/15	vs. Jacksonville State [J]	W	104-80
<b>SAN JUAN SHOOTOUT - GUAYNABO, PUERTO RICO</b>			
12/19	vs. Liberty	W	78-67
12/20	vs. Akron	L	83-72
12/21	vs. Holy Cross	W	76-75
12/30	George Mason	W	63-61
01/07	Arkansas [SEC]	W	69-67
01/11	at [2] Florida [SEC]	L	75-60
01/14	at Ole Miss [SEC]	L	75-65
01/18	LSU [SEC]	L	71-57
01/21	at Vanderbilt [SEC]	L	80-52
01/25	[19] Tennessee [SEC]	L	88-65
01/28	at Alabama [SEC]	L	65-59
02/01	Kentucky [SEC]	L	81-66
02/04	Auburn [SEC]	W	71-53
02/11	at South Carolina [SEC]	L	83-61
02/15	at [25] LSU [SEC]	L	72-59
02/18	Ole Miss [SEC]	W	84-55
02/22	at Auburn [SEC]	L	75-71
02/25	Georgia [SEC]	W	83-68
03/01	at Arkansas [SEC]	L	80-70
03/04	Alabama [SEC]	W	71-58
<b>SEC TOURNAMENT - NASHVILLE, TENNESSEE</b>			
03/09	vs. South Carolina	L	59-44
<b>2006-07 - 21-14 - 8-8 SEC</b>		<b>HEAD COACH - RICK STANSBURY</b>	
<b>SEC WEST CO-CHAMPIONS</b>			
<b>NATIONAL INVITATION TOURNAMENT - NIT FINAL FOUR</b>			
<b>DATE</b>	<b>OPPONENT</b>	<b>W/L</b>	<b>SCORE</b>
11/11	Nicholls State	W	90-55
11/13	Loyola Marymount	W	61-37
11/18	Winthrop	L	74-63
11/21	at Clemson	L	69-66
11/29	Charlotte	W	78-69
12/02	Texas A&M-Corpus Christi	W	96-72
12/09	South Alabama • USA	W	84-46
12/11	at Miami • Florida	W	70-52
12/16	McNeese State	W	89-63
12/18	Alabama State	W	74-59
12/21	vs. New Orleans • UNO [J]	W	89-63
12/30	at George Mason	L	63-59
01/02	at Missouri	L	83-75
01/07	at [19] Tennessee [SEC]	L	92-84
01/10	Ole Miss [SEC]	W	77-67
01/13	at Kentucky [SEC]	L	64-60
01/20	Auburn [SEC]	W	87-76
01/24	[1] Florida [SEC]	L	70-67
01/27	South Carolina [SEC]	L	66-63
01/30	at Ole Miss [SEC]	L	85-73
02/03	LSU [SEC]	W	85-78
02/07	at [18] Alabama [SEC]	L	80-79
02/10	at Auburn [SEC]	W	91-83
02/14	Arkansas [SEC]	W	84-60
02/17	at LSU [SEC]	W	56-50
02/21	[17] Vanderbilt [SEC]	W	83-70
02/24	at Georgia [SEC]	L	86-73
02/28	at Arkansas [SEC]	L	67-58

<b>DATE</b>	<b>OPPONENT</b>	<b>W/L</b>	<b>SCORE</b>
03/04	Alabama [SEC]	W	91-67
<b>SEC TOURNAMENT - ATLANTA, GEORGIA</b>			
03/09	vs. Kentucky	W	84-82 • OT
03/10	vs. Arkansas	L	81-72
<b>NIT 1ST/2ND/3RD ROUNDS - STARKVILLE, MISSISSIPPI</b>			
03/13	Mississippi Valley State	W	82-63
03/17	Bradley	W	101-72
03/20	Florida State • FSU	W	86-71
<b>NIT FINAL FOUR - NEW YORK CITY, NEW YORK</b>			
03/27	vs. West Virginia	L	63-62
<b>2007-08 - 23-11 - 12-4 SEC</b>		<b>HEAD COACH - RICK STANSBURY</b>	
<b>SEC WEST CHAMPIONS</b>			
<b>NCAA TOURNAMENT - ROUND OF 32</b>			
<b>DATE</b>	<b>OPPONENT</b>	<b>W/L</b>	<b>SCORE</b>
11/10	Louisiana Tech	W	75-45
11/15	Clemson	L	84-82
11/17	UT Martin	W	86-70
<b>ANAHEIM CLASSIC - ANAHEIM, CALIFORNIA</b>			
11/22	vs. UC Irvine	W	68-53
11/23	vs. Southern Illinois • Carbondale	L	63-49
11/25	vs. Miami • Ohio	L	67-60
12/01	Murray State	W	78-61
12/08	Southeastern Louisiana	W	84-59
12/13	Miami • Florida	L	64-58
<b>COORS CLASSIC - MOBILE, ALABAMA</b>			
12/15	at South Alabama • USA	L	71-67
12/19	at Loyola Marymount	W	85-54
12/21	at Texas A&M Corpus Christi	W	95-70
12/30	Missouri	W	87-75
01/05	vs. Lafayette College [J]	W	77-53
01/09	at LSU [SEC]	W	61-39
01/12	Georgia [SEC]	W	60-49
01/15	Kentucky [SEC]	W	69-64
01/19	at Alabama [SEC]	W	66-56
01/26	[17] Ole Miss [SEC]	W	88-68
01/30	at Arkansas [SEC]	L	78-58
02/02	[7] Tennessee [SEC]	L	76-71
02/06	Alabama [SEC]	W	73-66
02/09	at Auburn [SEC]	W	83-64
02/16	Arkansas [SEC]	W	80-74
02/20	at Ole Miss [SEC]	L	74-63
02/23	at South Carolina [SEC]	W	61-56 • OT
02/27	Auburn [SEC]	W	89-78
03/01	at Florida [SEC]	W	68-59
03/05	at [16] Vanderbilt [SEC]	L	86-85 • OT
03/08	LSU [SEC]	W	84-75
<b>SEC TOURNAMENT - ATLANTA, GEORGIA</b>			
03/14	vs. Alabama	W	69-67 • OT
03/15	vs. Georgia	L	64-60
<b>NCAA TOURNAMENT 1ST/2ND ROUNDS - LITTLE ROCK, ARKANSAS</b>			
03/21	vs. Oregon	W	76-69
03/23	vs. [2] Memphis	L	77-74

**2008-09 - 23-13 - 9-7 SEC HEAD COACH - RICK STANSBURY****SEC TOURNAMENT CHAMPIONS****NCAA TOURNAMENT - ROUND OF 64**

DATE	OPPONENT	W/L	SCORE
11/15	Centenary College	W	77-55
11/17	Louisiana-Monroe - ULM	W	78-49
11/19	North Alabama	W	102-61
11/22	Fairleigh Dickinson	W	84-58
11/25	at St. Bonaventure	W	76-71

**LEGENDS CLASSIC - NEWARK, NEW JERSEY**

11/28	vs. Washington State	L	63-52
11/29	vs. Texas Tech	L	77-73
12/06	Alabama State	W	76-67
12/10	Charlotte	L	70-64
12/13	South Alabama - USA	W	79-60

**SEC/BIG EAST CHALLENGE - CINCINNATI, OHIO**

12/18	at Cincinnati	L	75-63
12/22	vs. Nicholls State [J]	W	74-68
12/30	San Diego - USD	L	64-61
01/03	Houston	W	82-65
01/05	Western Kentucky - WKU	W	95-67
01/10	at Arkansas [SEC]	W	70-56
01/14	Alabama [SEC]	W	83-74
01/17	Vanderbilt [SEC]	W	73-66
01/21	at LSU [SEC]	L	81-57
01/24	at Georgia [SEC]	W	67-61
01/31	Ole Miss [SEC]	L	67-63
02/03	at Kentucky [SEC]	W	66-57
02/07	Arkansas [SEC]	W	86-77
02/11	LSU [SEC]	L	97-94 • 2OT
02/14	at Auburn [SEC]	L	91-76
02/18	South Carolina [SEC]	W	75-70
02/21	at Alabama [SEC]	L	87-85 • 2OT
02/25	at Tennessee [SEC]	L	81-76
02/28	Auburn [SEC]	L	76-58
03/04	Florida [SEC]	W	80-71
03/07	at Ole Miss [SEC]	W	82-80

**SEC TOURNAMENT - TAMPA, FLORIDA**

03/12	vs. Georgia	W	79-60
03/13	vs. South Carolina	W	82-68
03/14	vs. LSU	W	67-57
03/15	vs. Tennessee	W	64-61

**NCAA TOURNAMENT 1ST ROUND - PORTLAND, OREGON**

03/19	vs. [15] Washington	L	71-58
-------	---------------------	---	-------

**2009-10 - 24-12 - 9-7 SEC HEAD COACH - RICK STANSBURY****SEC WEST CHAMPIONS****NATIONAL INVITATION TOURNAMENT - NIT ROUND OF 16**

DATE	OPPONENT	W/L	SCORE
11/13	Rider	L	88-74
11/19	Southeastern Louisiana	W	82-67
11/21	Bethune-Cookman - BCU	W	67-51
11/24	Texas-Rio Grande Valley - UTRGV	W	75-50

**SOUTH PADRE INVITATIONAL - SOUTH PADRE ISLAND, TEXAS**

11/27	vs. Richmond	L	63-62
11/28	vs. Old Dominion - ODU	W	69-55
12/05	St. Bonaventure	W	105-53

**SEC/BIG EAST CHALLENGE - TAMPA, FLORIDA**

12/10	vs. DePaul	W	76-45
-------	------------	---	-------

**JOHN R. WOODEN CLASSIC - ANAHEIM, CALIFORNIA**

12/12	vs. UCLA	W	72-54
12/16	Wright State	W	80-69
12/19	at Houston	W	70-64
12/22	vs. Centenary College [J]	W	88-51
12/28	Mississippi Valley State	W	73-45
12/31	at San Diego - USD	W	77-68
01/04	at Western Kentucky - WKU	L	55-52
01/09	at [14] Ole Miss [SEC]	W	80-75
01/14	Arkansas [SEC]	W	82-80

**2010-11 - 17-14 - 9-7 SEC HEAD COACH - RICK STANSBURY****2010-11 - 17-14 - 9-7 SEC HEAD COACH - RICK STANSBURY**

DATE	OPPONENT	W/L	SCORE
11/12	Tennessee State	W	75-65
11/19	Appalachian State	W	76-74
11/22	Detroit	W	82-76
11/26	Troy	W	92-83 • OT
11/30	Florida Atlantic - FAU	L	61-59
12/11	East Tennessee State	L	63-62
12/12	North Carolina A&T	W	74-58
12/13	Nicholls State	W	67-58
12/14	Alabama State	W	67-46

**BATTLE OF ATLANTIS - NASSAU, THE BAHAMAS**

12/18	vs. Virginia Tech	L	88-57
-------	-------------------	---	-------

**DIAMONDHEAD CLASSIC - HONOLULU, HAWAII**

12/22	vs. Washington State	L	83-57
12/23	vs. San Diego - USD	W	69-52
12/25	at Hawaii	L	68-57

**SHAMROCK SHOOTOUT - LAS VEGAS, NEVADA**

12/29	vs. Saint Mary's	L	94-72
01/08	Alabama [SEC]	L	75-57
01/13	at Ole Miss [SEC]	W	69-64
01/16	Auburn [SEC]	W	85-66
01/22	at Georgia [SEC]	L	86-64
01/27	[19] Vanderbilt [SEC]	L	81-74
01/29	[24] Florida [SEC]	W	71-64
02/02	at Alabama [SEC]	L	75-61
02/05	at LSU [SEC]	W	58-57
02/09	Arkansas [SEC]	W	67-56
02/12	at Auburn [SEC]	L	65-62
02/15	at [22] Kentucky [SEC]	L	85-79
02/19	Ole Miss [SEC]	W	71-58
02/23	LSU [SEC]	L	84-82
02/26	at Tennessee [SEC]	W	70-69
03/02	at Arkansas [SEC]	W	88-78
03/05	South Carolina [SEC]	W	60-58

**SEC TOURNAMENT - ATLANTA, GEORGIA**

03/11	vs. Vanderbilt	L	87-81
-------	----------------	---	-------

**DATE OPPONENT W/L SCORE**

01/16	Georgia [SEC]	W	72-69
01/23	at Alabama [SEC]	L	62-57
01/28	at Arkansas [SEC]	L	67-62
01/30	LSU [SEC]	W	67-51
02/03	at [18] Vanderbilt [SEC]	L	75-72
02/06	at Florida [SEC]	L	69-62
02/11	Ole Miss [SEC]	W	71-63
02/13	Auburn [SEC]	W	85-75 • OT
02/16	[2] Kentucky [SEC]	L	81-75 • OT
02/20	at LSU [SEC]	W	60-59
02/24	Alabama [SEC]	W	74-66
02/27	at South Carolina [SEC]	W	76-63
03/03	at Auburn [SEC]	L	89-80
03/06	[16] Tennessee [SEC]	L	75-59

**SEC TOURNAMENT - NASHVILLE, TENNESSEE**

03/12	vs. Florida	W	75-69
03/13	vs. [20] Vanderbilt	W	62-52
03/14	vs. [2] Kentucky	L	75-74 • OT

**NIT 1ST/2ND ROUNDS - STARKVILLE, MISSISSIPPI**

03/16	Jackson State	W	81-67
03/20	North Carolina	L	76-74

**2010-11 - 17-14 - 9-7 SEC HEAD COACH - RICK STANSBURY**

DATE	OPPONENT	W/L	SCORE
11/12	Tennessee State	W	75-65
11/19	Appalachian State	W	76-74
11/22	Detroit	W	82-76
11/26	Troy	W	92-83 • OT
11/30	Florida Atlantic - FAU	L	61-59
12/11	East Tennessee State	L	63-62
12/12	North Carolina A&T	W	74-58
12/13	Nicholls State	W	67-58
12/14	Alabama State	W	67-46

**BATTLE OF ATLANTIS - NASSAU, THE BAHAMAS**

12/18	vs. Virginia Tech	L	88-57
-------	-------------------	---	-------

**DIAMONDHEAD CLASSIC - HONOLULU, HAWAII**

12/22	vs. Washington State	L	83-57
12/23	vs. San Diego - USD	W	69-52
12/25	at Hawaii	L	68-57

**SHAMROCK SHOOTOUT - LAS VEGAS, NEVADA**

12/29	vs. Saint Mary's	L	94-72
01/08	Alabama [SEC]	L	75-57
01/13	at Ole Miss [SEC]	W	69-64
01/16	Auburn [SEC]	W	85-66
01/22	at Georgia [SEC]	L	86-64
01/27	[19] Vanderbilt [SEC]	L	81-74
01/29	[24] Florida [SEC]	W	71-64
02/02	at Alabama [SEC]	L	75-61
02/05	at LSU [SEC]	W	58-57
02/09	Arkansas [SEC]	W	67-56
02/12	at Auburn [SEC]	L	65-62
02/15	at [22] Kentucky [SEC]	L	85-79
02/19	Ole Miss [SEC]	W	71-58
02/23	LSU [SEC]	L	84-82
02/26	at Tennessee [SEC]	W	70-69
03/02	at Arkansas [SEC]	W	88-78
03/05	South Carolina [SEC]	W	60-58

**SEC TOURNAMENT - ATLANTA, GEORGIA**

03/11	vs. Vanderbilt	L	87-81
-------	----------------	---	-------



2011-12 • 21-12 • 8-8 SEC		HEAD COACH • RICK STANSBURY	
NATIONAL INVITATION TOURNAMENT • NIT ROUND OF 32			
DATE	OPPONENT	W/L	SCORE
11/07	Eastern Kentucky	W	76-66
11/09	Akron	L	68-58
11/12	South Alabama • USA	W	80-65
2K SPORTS CLASSIC • NEW YORK CITY, NEW YORK			
11/17	vs. [19] Texas A&M	W	69-60
11/18	vs. [15] Arizona	W	67-57
11/21	Louisiana-Monroe • ULM	W	78-63
11/25	UT Martin	W	76-50
11/27	North Texas	W	82-59
12/03	West Virginia	W	75-62
12/10	Troy	W	106-68
12/13	Florida Atlantic • FAU	W	75-68
12/17	at Detroit	W	80-75
12/22	vs. Northwestern State [J]	W	82-67
12/28	vs. [6] Baylor [D]	L	54-52
12/31	Utah State	W	66-64
01/07	at Arkansas [SEC]	L	98-88
01/1	Tennessee [SEC]	W	62-58
01/14	Alabama [SEC]	W	56-52
01/18	at Ole Miss [SEC]	L	75-68
01/21	at Vanderbilt [SEC]	W	78-77 • OT
01/25	LSU [SEC]	W	76-71
01/28	at [14] Florida [SEC]	L	69-57
02/04	Auburn [SEC]	W	91-88
02/09	Ole Miss [SEC]	W	70-60
02/11	Georgia [SEC]	L	70-68 • OT
02/14	at LSU [SEC]	L	69-67 • OT
02/18	at Auburn [SEC]	L	65-55
02/21	[1] Kentucky [SEC]	L	73-64
02/25	at Alabama [SEC]	L	67-50
02/29	at South Carolina [SEC]	W	69-67 • OT
03/03	Arkansas [SEC]	W	79-59
SEC TOURNAMENT • NEW ORLEANS, LOUISIANA			
03/08	vs. Georgia	L	71-61
NIT 1ST ROUND • STARKVILLE, MISSISSIPPI			
03/13	Massachusetts • UMass	L	101-96 • 2OT

2012-13 • 10-22 • 4-14 SEC		HEAD COACH • RICK RAY	
DATE	OPPONENT	W/L	SCORE
11/09	at Troy	L	56-53
11/13	Florida Atlantic • FAU	W	78-58
MAUI CLASSIC • MAUI, HAWAII			
11/19	vs. [9] North Carolina	L	95-49
11/20	vs. Marquette	L	89-62
11/21	vs. Texas	L	69-55
11/27	Alcorn State	W	60-42
12/01	at Providence	L	73-63
12/04	Texas-San Antonio • UTSA	W	53-42
12/15	at Loyola • Chicago	L	59-51
12/22	vs. Central Arkansas • UCA [J]	W	79-72
12/30	Alabama A&M	L	59-57
01/03	New Orleans • UNO	W	97-46
01/09	South Carolina [SEC]	W	56-54
01/12	at Georgia [SEC]	W	72-61
01/16	Alabama [SEC]	L	75-43
01/19	at Tennessee [SEC]	L	72-57
01/23	at Arkansas [SEC]	L	96-70
01/26	[8] Florida [SEC]	L	82-47
01/30	Texas A&M [SEC]	L	55-49 • OT
02/02	LSU [SEC]	L	69-68
02/06	at Ole Miss [SEC]	L	93-75
02/09	at [2] Florida [SEC]	L	83-58
02/13	Missouri [SEC]	L	78-36
02/16	at LSU [SEC]	L	80-68
02/20	at Alabama [SEC]	L	64-56
02/23	Vanderbilt [SEC]	L	72-31
02/27	at Kentucky [SEC]	L	85-55
03/02	Ole Miss [SEC]	W	73-67
03/06	at South Carolina [SEC]	L	79-72
03/09	Auburn [SEC]	W	74-71 • OT
SEC TOURNAMENT • NASHVILLE, TENNESSEE			
03/13	vs. South Carolina	W	70-59
03/14	vs. Tennessee	L	69-53

2013-14 • 14-19 • 3-15 SEC		HEAD COACH • RICK RAY	
DATE	OPPONENT	W/L	SCORE
11/08	Prairie View A&M	W	71-56
11/14	Kennesaw State	W	78-55
11/19	Mississippi Valley State	W	94-72
11/23	at Utah State	L	87-68
11/27	Jackson State	W	58-56
12/01	Loyola • Chicago	W	65-64 • OT
12/05	TCU	L	71-61
12/13	Southeastern Louisiana [T]	W	68-62
12/17	Florida A&M • FAMU	W	78-65
12/19	Florida Gulf Coast • FGCU	W	66-53
LAS VEGAS CLASSIC • LAS VEGAS, NEVADA			
12/22	vs. South Florida • USF	W	71-66
12/23	vs. UNLV	L	82-66
01/02	Maryland Eastern Shore	W	77-63
01/08	at [14] Kentucky [SEC]	L	85-63
01/11	Ole Miss [SEC]	W	76-72
01/15	at Alabama [SEC]	L	80-61
01/18	Texas A&M [SEC]	W	81-72 • OT
01/22	Auburn [SEC]	W	82-74
01/25	at Ole Miss [SEC]	L	82-63
01/30	[3] Florida [SEC]	L	62-51
02/01	at Vanderbilt [SEC]	L	55-49
02/05	at Texas A&M [SEC]	L	72-52
02/08	[18] Kentucky [SEC]	L	69-59
02/12	Georgia [SEC]	L	75-55
02/15	at Auburn [SEC]	L	92-82
02/19	at LSU [SEC]	L	92-81
02/22	Arkansas [SEC]	L	73-69
02/26	Tennessee [SEC]	L	75-68
03/01	at Missouri [SEC]	L	85-66
03/05	at Georgia [SEC]	L	66-45
03/08	South Carolina [SEC]	L	74-62
SEC TOURNAMENT • ATLANTA, GEORGIA			
03/12	vs. Vanderbilt	W	82-68
03/13	vs. Ole Miss	L	78-66

2014-15 • 13-19 • 6-12 SEC		HEAD COACH • RICK RAY	
DATE	OPPONENT	W/L	SCORE
11/14	Western Carolina	W	66-56
11/17	Mississippi Valley State	W	89-68
11/22	Utah State	W	71-63
11/24	Clayton State	W	59-46
CORPUS CHRISTI CHALLENGE • CORPUS CHRISTI, TEXAS			
11/28	vs. Saint Louis	W	75-50
11/29	vs. TCU	L	61-52
12/06	at Tulane	L	59-54
12/13	at Oregon State	L	59-49
12/17	Arkansas State	L	69-55
12/20	vs. South Carolina Upstate • USC Upstate [J]	L	53-51
12/23	Jacksonville	W	70-47
12/30	McNeese State	L	66-47
01/02	Florida State • FSU	W	62-55
01/07	Tennessee [SEC]	L	61-47
01/10	at Florida [SEC]	L	72-47
01/13	at Texas A&M [SEC]	L	74-70
01/17	Vanderbilt [SEC]	W	57-54
01/21	at Auburn [SEC]	W	78-71
01/24	Georgia [SEC]	L	72-66
01/28	at Ole Miss [SEC]	L	79-73
01/31	LSU [SEC]	W	73-67
02/03	at Tennessee [SEC]	W	71-66
02/07	at Arkansas [SEC]	L	61-41
02/10	Alabama [SEC]	L	55-51
02/14	at Missouri [SEC]	W	77-74
02/19	Ole Miss [SEC]	L	71-65
02/21	[18] Arkansas [SEC]	L	65-61
02/25	[1] Kentucky [SEC]	L	74-56
02/28	at South Carolina [SEC]	L	81-68
03/04	at Vanderbilt [SEC]	L	66-56
03/07	Missouri [SEC]	W	52-43
SEC TOURNAMENT • ATLANTA, GEORGIA			
03/11	vs. Auburn	L	74-68



2015-16 • 14-17 • 7-11 SEC		HEAD COACH • BEN HOWLAND	
DATE	OPPONENT	W/L	SCORE
11/13	Eastern Washington	W	106-88
11/16	Southern	L	76-72
<b>PUERTO RICO TIPOFF • SAN JUAN, PUERTO RICO</b>			
11/19	vs. Miami • Florida	L	105-79
11/20	vs. Texas Tech	L	74-72
11/22	vs. Missouri State	W	84-70
11/28	UT Martin	W	76-51
12/02	Texas Southern	W	86-73
12/12	at Missouri-Kansas City • UMKC	L	72-67
12/16	at Florida State • FSU	L	90-66
12/19	Tulane	W	69-59
12/23	vs. Northern Colorado [J]	W	93-69
12/31	North Carolina Central • NC Central	W	71-48
01/06	[21] Texas A&M [SEC]	L	61-60
01/09	at Arkansas [SEC]	L	82-68
01/12	at [14] Kentucky [SEC]	L	80-74
01/16	Tennessee [SEC]	L	80-75
01/19	at Florida [SEC]	L	81-78
01/23	Ole Miss [SEC]	W	83-77
01/26	at South Carolina [SEC]	L	84-74
01/30	at Missouri [SEC]	W	76-62
02/02	Alabama [SEC]	L	82-80 • OT
02/06	at LSU [SEC]	L	88-77
02/09	Arkansas [SEC]	W	78-46
02/13	Georgia [SEC]	L	66-57
02/16	Vanderbilt [SEC]	W	75-74
02/20	at Alabama [SEC]	W	67-61
02/24	at [21] Texas A&M [SEC]	L	68-66
02/27	South Carolina [SEC]	W	68-58
03/02	at Ole Miss [SEC]	L	86-78
03/05	Auburn [SEC]	W	79-66
<b>SEC TOURNAMENT • NASHVILLE, TENNESSEE</b>			
03/10	vs. Georgia	L	79-69

2016-17 • 16-16 • 6-12 SEC		HEAD COACH • BEN HOWLAND	
DATE	OPPONENT	W/L	SCORE
11/11	Norfolk State	W	78-74
<b>CHARLESTON CLASSIC • CHARLESTON, SOUTH CAROLINA</b>			
11/17	vs. Central Florida • UCF	L	86-61
11/18	vs. Boise State	W	80-68
11/20	vs. Texas-El Paso • UTEP	W	61-54
11/25	Lehigh	L	87-73
11/28	Northwestern State	W	65-59
12/01	Oregon State	W	74-57
12/04	Georgia State	W	82-60
12/14	East Tennessee State	L	67-65
12/19	vs. Southern Miss • USM [J]	W	86-44
12/22	Morehead State	W	85-76
12/29	Missouri-Kansas City • UMKC	W	77-54
01/03	Alabama [SEC]	L	68-58
01/07	at LSU [SEC]	W	95-78
01/10	at Arkansas [SEC]	W	84-78
01/14	Texas A&M [SEC]	W	67-59
01/17	[5] Kentucky [SEC]	L	88-81
01/21	at Tennessee [SEC]	L	91-74
01/25	Missouri [SEC]	W	89-74
01/28	at Alabama [SEC]	L	71-62
01/31	at Ole Miss [SEC]	L	88-61
02/04	Tennessee [SEC]	W	64-59
02/07	at Auburn [SEC]	L	98-92
02/11	[19] South Carolina [SEC]	L	77-73
02/14	at Georgia [SEC]	L	79-72
02/18	[15] Florida [SEC]	L	57-52
02/21	Ole Miss [SEC]	L	87-82 • OT
02/25	at Vanderbilt [SEC]	L	77-48
02/28	at South Carolina [SEC]	L	63-57
03/04	LSU [SEC]	W	88-76
<b>SEC TOURNAMENT • NASHVILLE, TENNESSEE</b>			
03/08	vs. LSU	W	79-52
03/09	vs. Alabama	L	75-55

2017-18 • 25-12 • 9-9 SEC		HEAD COACH • BEN HOWLAND	
DATE	OPPONENT	W/L	SCORE
<b>NATIONAL INVITATION TOURNAMENT • NIT SEMIFINALS</b>			
11/10	Alabama State	W	96-68
11/18	Florida A&M • FAMU	W	79-48
11/20	Green Bay	W	77-68
11/22	Stephen F. Austin	W	80-75
11/26	Jacksonville State	W	59-56
11/30	North Dakota State	W	83-59
12/03	Dayton	W	61-59
12/09	North Georgia	W	95-62
12/12	at [25] Cincinnati	L	65-50
12/16	UT Martin	W	92-61
12/20	Little Rock	W	64-48
12/23	vs. Southern Miss • USM [J]	W	70-64
12/30	North Florida • UNF	W	109-81
01/02	[22] Arkansas [SEC]	W	78-75
01/06	at Ole Miss [SEC]	L	64-58
01/10	at Florida [SEC]	L	71-54
01/13	[22] Auburn [SEC]	L	76-68
01/16	Vanderbilt [SEC]	W	80-62
01/20	at Alabama [SEC]	L	68-62
01/23	at Kentucky [SEC]	L	78-65
01/27	Missouri [SEC]	W	74-62
01/31	at South Carolina [SEC]	W	81-76
02/03	Georgia [SEC]	W	72-57
02/06	Alabama [SEC]	W	67-63
02/10	at Missouri [SEC]	L	89-85 • OT
02/14	at Vanderbilt [SEC]	L	81-80
02/17	Ole Miss [SEC]	W	79-62
02/20	at Texas A&M [SEC]	W	93-81
02/24	South Carolina [SEC]	W	72-68 • OT
02/27	[16] Tennessee [SEC]	L	76-54
03/03	at LSU [SEC]	L	78-57
<b>SEC TOURNAMENT • ST. LOUIS, MISSOURI</b>			
03/08	vs. LSU	W	80-77
03/09	vs. [13] Tennessee	L	62-59
<b>NIT 1ST/2ND/3RD ROUNDS • CAMPUS SITES</b>			
03/14	Nebraska	W	66-59
03/18	at Baylor	W	78-77
03/20	at Louisville	W	79-56
<b>NIT FINAL FOUR • NEW YORK CITY, NEW YORK</b>			
03/27	vs. Penn State	L	75-60

**KEY**


Rankings reflect Associated Press Top 25 on day of game  
 [SEC] Southeastern Conference game  
 [SoCon] Southern Conference game

**STATE OF MISSISSIPPI**

[B] Game played at Biloxi [G] Game played at Greenwood  
 [J] Game played at Jackson [M] Game played at Meridian  
 [SH] Game played at Southaven [T] Game played at Tupelo  
 [V] Game played at Vicksburg

**OTHERS**

[A] Game played at Albany, Georgia  
 [BIRM] Game played at Birmingham, Alabama  
 [D] Game played at Dallas, Texas [H] Game played at Houston, Texas  
 [LR] Game played at Little Rock, Arkansas  
 [NYC] Game played at New York City, New York  
 [O] Game played at Owensboro, Kentucky







Mississippi State is a comprehensive land-grant institution and the largest university in Mississippi, with a statewide enrollment of more than 21,162 students.

Established in 1878 as the Agricultural and Mechanical College of Mississippi, the university has traditional strengths in engineering and scientific agriculture but has evolved into a comprehensive institution with a diverse array of programs in teaching, research, and service.

#### **ACADEMICS AND STUDENT LIFE**

Mississippi State students consistently earn honors such as the prestigious Harry S. Truman Scholarship, awarded for those who will enter public service, and, with 16 Truman Scholars to date, the university has been recognized as a Truman Honor Institution. In the past year, a student team competed for and won first place in a national Challenge X competition to redesign a fuel-efficient and environmentally-friendly SUV.

Recently initiated programs are providing opportunities to develop leadership potential and global study options.

The university's Global Leadership Continuum provides "cradle-to-CEO" programming designed to develop leadership across a "global" spectrum that begins with high school and continues through the university experience and into professional life. Included are the Young Guns Leadership Camp for rising high school seniors; the Day One Leadership Community for incoming freshmen, focusing on shared academic and service experiences; and the highly competitive Appalachian Leadership Honors Program for sophomores and juniors.

To complement these efforts, the university has launched a minor in leadership studies open to students in all majors. A university honor code adopted in 2007 institutionalizes a campus culture of integrity and personal responsibility in academic studies. Through the Global Leadership Program, students may experience significantly expanded studyabroad opportunities.

#### **RESEARCH**

Mississippi State faculty researchers attracted \$186.5 million in external funding for 2006-07, up from about \$155 million during the previous year. This funding supported 1,691 sponsored projects in 2007.

Based on the latest rankings available from the National Science Foundation, MSU ranks seventh in the nation in agricultural sciences research expenditures and 44th in engineering. Last year MSU faculty and staff disclosed 80 new technologies resulting in three new start-up

companies, nine licenses, and 22 patent applications. The university now holds 77 patents.

In recent years, MSU has established the Thad Cochran Endowment for Entrepreneurship, as well as collaborating with federal agencies and industries to help increase technology-oriented start-up companies. Among the collaborators and sponsors are the U.S. departments of Defense and Energy, NASA, General Electric, Northrop Grumman, EADS/American Eurocopter, Boeing, Raytheon, General Dynamics, Israeli Aerospace Industry, and the Mississippi Technology Alliance.

In a key area of economic interest to Mississippi, MSU's Center for Advanced Vehicular Systems, established in 2001, continues research and development supporting a goal of attracting automotive industries to the state. The center is conducting research in areas that include materials processing, human and systems engineering, alternative power systems, computational manufacturing and design, and advanced learning technologies.

#### **POINTS OF PRIDE AT MSU**

- Mississippi State ranks among the top 100 institutions across the country in the number of bachelor's degrees awarded to African-Americans.
- Over the last decade, five MSU professors have been named Mississippi Professor of the Year by the National Council for Advancement and Support of Education and the Carnegie Foundation for the Advancement of Teaching.
- Recently cited for its service in the aftermath of Hurricane Katrina, MSU's student chapter of the American Society of Civil Engineers is nationally ranked for overall excellence.



### **THE BULLDOG**

Mississippi State University's athletic teams are called Bulldogs, a name earned and maintained over the decades by the tough, tenacious play of student-athletes wearing the Maroon and White. The official school mascot is an American Kennel Club registered English Bulldog, given the inherited title of 'Bully.'

As with most universities, Mississippi State University teams answered to different nicknames through the years. The first squads representing Mississippi A&M College were proud to be called Aggies. When the school officially became Mississippi State College in 1932,



**JAK**

the nickname Maroons, for MSU's uniform color, gained prominence. Bulldogs became the official title for State teams in 1961, not long after State College was granted university status.

Yet references to school teams and athletes as Bulldogs actually go back to early in the century, and this nickname was used almost interchangeably with both Aggies and Maroons, since at least 1905.

On November 30 of that year, the A&M football team shut out their arch-rivals from the University of Mississippi 11-0 in Jackson, Miss. The campus newspaper, *The Reflector*, reported: "After the game, filled with that emotion that accompanies every great victory, there was nothing left for the cadets to do but to complete the great victory by showing sympathy for the dead athletic spirit of the University, by having a military funeral parade.

"A coffin was secured, decorated with University colors and a bulldog pup placed on top. It was then placed on the shoulders of a dozen cadets, and the procession started down Capitol Street, preceded by the brass band playing a very pathetic funeral march."

Other newspaper reports of the victory commented on the 'bulldog' style of play by the A&M eleven, and the Bulldog was soon publicly accepted as a school athletic symbol. Accounts of a 1926 pep rally in Meridian, Miss., had another bulldog parading with students.

Use as an official game mascot began in 1935 when coach Major Ralph Sasse, on orders from his team, went to Memphis, Tenn., to select a bulldog, Ptolemy, a gift of the Edgar Webster family, was chosen and the Bulldogs promptly defeated Alabama 20-7.

A litter-mate of Ptolemy became the first mascot called 'Bully' shortly after Sasse's team beat mighty Army 13-7 at West Point that same year - perhaps the greatest victory in MSU football history. But Bully I earned other fame the hard way, in 1939 when a campus bus cut short his career.

Days of campus mourning followed, as Bully lay in state in a glass coffin. A half-mile funeral procession accompanied by the Famous Maroon Band and three ROTC battalions went to Scott Field where Bully was buried under the bench at the 50-year line. Even *Life* magazine covered the event. Other Bullies have since been buried by campus dorms, fraternity houses, and also at the football stadium.

For years Bully was a target for kidnapers, the last incident occurring prior to the 1974 State-Ole Miss game. The Bulldog team won anyway, 31-13. While early Bullies once roamed campus freely or lived in fraternities, today the official university mascot is housed at the School of Veterinary Medicine when not on duty at State home football games. For all their fierce appearance and reputation, today's mascot bulldogs are good-natured, friendly animals and favorites with children.

A student wearing a Bulldog suit, also answering to Bully, is part of the MSU cheerleading team and assists in stirring up State spirit at games and pep rallies.

### **THE COWBELL**

The most unique and certainly the most resounding symbol of Mississippi State University tradition is the cowbell. Despite decades of attempts by opponents and authorities to banish it from scenes of competition, diehard State fans still celebrate Bulldog victories loudly and proudly with the distinctive sound of ringing cowbells.

The precise origin of the cowbell as a fixture of Mississippi State sports tradition remains unclear to this day. The best records have cowbells gradually introduced to the MSU sports scene in the late 1930s and early 1940s, coinciding with the 'golden age' of Mississippi State football success prior to World War II.

The most popular legend is that during a home football game between State and archrival Ole Miss, a jersey cow wandered onto the playing field. Mississippi State soundly whipped the Rebels that Saturday, and State College students immediately adopted the cow as a good luck charm.

Students are said to have continued bringing a cow to football games for a while, until the practice was eventually discontinued in favor of bringing just the cow's bell.

Whatever the origin, it is certain by the 1950s cowbells were common at MSU games, and by the 1960s were established as the special symbol of MSU. Ironically, the cowbell's popularity grew most rapidly during the long years when State football teams were rarely successful. Flaunting this anachronism from the 'aggie' days was a proud response by students and alumni to outsider scorn of the university's 'cow college' history.

In the 1960s two MSU professors, Earl W. Terrell and Ralph L. Reeves, obliged some students by welding handles on the bells sothey could be rung with more convenience and authority. By 1963 the demand for these long-handled cowbells could not be filled by home workshops alone. So, at the suggestion of Reeves, the Student Association bought bells in bulk and the Industrial Education Club agreed to weld on handles. In 1964, the MSU Bookstore began marketing these cowbells with a portion of profits returning to these student organizations.

Today many styles of cowbells are available on campus and around Starkville, with the top-of-the-line being a heavy chrome-plated model with a full Bulldog figurine handle. But experts insist the best and loudest results are produced by a classic long-handled, bicycle-grip bell made of thinner and tightly-welded shells.

Cowbells decorate offices and homes of Mississippi State alumni, and are passed down through generations of Bulldog fans. But they are not heard at Southeastern Conference games - not legally, at least - since the 1974 adoption of a conference rule against 'artificial noisemakers' at football and basketball games. On a 9-1 vote, SEC schools ruled cowbells a disruption and banned them.





This has done little harm to the cowbell's popularity, however, or to prevent cowbells from being heard outside stadiums in which the Bulldogs are playing. They can still be heard at non-conference football contests, as well as other sporting events on campus. And bold Bulldog fans still risk confiscation for the privilege of keeping a unique Mississippi State tradition alive and ringing at SEC affairs.

#### **MAROON & WHITE**

Maroon and White are the distinctive colors of Mississippi State University athletic teams, dating back over a century to the very first football game ever played by the school's student-athletes.

On November 15, 1895, the first Mississippi A&M football team was preparing for a road trip to Jackson, Tenn., to play Southern Baptist University (now called Union University) the following day. Since every college was supposed to have its own uniform colors, the A&M student body requested that the school's team select a suitable combination.



Considering this choice to be an honor, the inaugural State team gave the privilege to team captain W.M. Matthews. Accounts report that without hesitation Matthews chose Maroon and White.

In the 112 years since, every Mississippi State athlete has donned the Maroon and White in some sort of combination. Often a shade of gray has been added to the scheme, such as for the numerals. Briefly in the 1980s, the men's and women's basketball teams wore all-gray uniforms with maroon and white trim, while football has at times sported silver game pants, and baseball will often wear all gray road outfits.

Only once has an MSU team appeared in any other color combination. In 1938, football coach Spike Nelson secretly had cardinal and gold uniforms made for State, a selection that did not sit well with the team or the college at the first game. Neither the uniforms nor Nelson were back for the next season.

#### **MSU ALMA MATER**


*In the heart of Mississippi,  
Made by none but God's own hands,  
Stately in her natural splendor,  
Our Alma Mater proudly stands.  
Mississippi State, we love you;  
Fondest memories cling to thee,  
Life shall bear thy spirit ever;  
Loyal friends we'll always be.*

#### **CHORUS:**

*Maroon and White! Maroon and White!  
Of thee with joy we sing; Thy colors bright,  
our souls delight; With praise our voices ring.*

#### **"HAIL STATE"**

*Hail dear ole State!  
Fight for that victory today.  
Hit that line and tote that ball,  
Cross the goal before you fall!  
And then we'll yell, yell, yell, yell!  
For dear ole State we'll yell like H-E-L-L!  
Fight for Mis-sis-sip-pi State.  
Win the game today!*



### First Game

Dec. 1, 1975, an 85-82 win against Indiana State.

### \$132,000

The cost of the new floor.

## Humphrey

### 606

Total number of men's games played at the Hump since it opened.

## Coliseum

**H**umphrey Coliseum, the largest on-campus basketball arena in the state of Mississippi, will be the home of Bulldog Basketball for the 42nd season during the 2016-17 campaign. Opened in 1975, the arena has undergone many modifications during recent years to rank as one of the finest multi-purpose facilities in the Southeastern Conference.

On the heels of MSU's record-setting 2003-04 basketball campaign, in which the Bulldogs posted a 26-4 ledger and claimed the overall SEC championship and won a second-straight SEC Western Division crown en route to making another NCAA Tournament appearance, Humphrey Coliseum underwent a major renovation.

Thanks to the generous contribution from the Henry Mize Foundation, a new four-sided, center-hung video scoreboard was added this past summer. The state-of-the-art, multi-purpose scoreboard features four main video displays and two ring displays suspended above the court to keep fans informed and entertained.

### THE MIZE CONTRIBUTIONS


The late Henry Mize hailed from Booneville, Miss., and was a 1938 MSU alumnus and lifetime supporter of Mississippi State Athletics, while his nephew, Paul "Buzzy" Mize of Tupelo, Miss., and a 1978 State graduate, has served as the executor of the Henry Mize Foundation.

The Mize Foundation also funded the addition of approximately 1,000 maroon theatre-style chairback seats to increase the Coliseum's permanent seating capacity to nearly 10,500. This improvement to the Bulldogs' basketball arena was accomplished with the realignment of the lower-deck seats plus the addition of permanent foldout chairback seats at courtside.

In addition to the Coliseum's re-configured seating plan that now features chair back seats courtside often found at NBA arenas, an improved lighting system was installed two years ago to enhance the electric atmosphere at "The Hump." Additional restrooms were also added to the east side of the facility.

### THE NEW-LOOK FLOOR

In the summer of 2016, a new permanent floor was installed at the cost of \$132,000, replacing the mobile floor that was 15 years old.



## 34

The Hump has had 10,000-plus fans 34 times.

### Kermit Davis

The first Mississippi State coach at the Hump was Kermit Davis.

The new court is a Connor VIP II, maple floor and it was installed by Sports Floors Inc. out of Memphis.

Five years ago new, attractive banners honoring the Bulldogs' and Lady Bulldogs' SEC championships and postseason tournament appearances were unveiled, while in the summer of 2011 new lower-level seats, complete with cup holders were installed.

Since Humphrey Coliseum opened in 1975, the Bulldogs have won more than 70 percent of their battles at "The Hump." After ushering in the Humphrey Coliseum era of MSU basketball with an 85-82 victory over Indiana State back on Dec. 1, 1975, the Bulldogs have compiled an impressive 418-171 home record.

In 1990-91, Mississippi State went over the 1-million mark for overall home basketball attendance with the Bulldogs drawing 100,000-plus fans (102,072; 7,852 per game) in a single season for the first time in school history during MSU's SEC Championship campaign. On Feb. 23, 2002, at Humphrey Coliseum, a then-state of Mississippi-record 10,645 fans attended State's 61-59 home win against the Ole Miss Rebels in a crucial SEC contest. After nearly drawing 100,000 total fans during the 2002-03 season and setting a new single-season school record by averaging 9,165 fans per home SEC game, the 2003-04 Bulldog squad shattered all existing MSU basketball attendance records en route to capturing the

school's first outright regular-season league championship since 1963.

In recording 12 or more home wins in a year for the fourth-straight year, the 2003-04 Bulldogs established new single-season Coliseum attendance standards for most total fans (111,940), highest per-game average for overall games (7,996), highest per-game average for SEC contests (10,209) and most crowds (6) of 10,000+ fans, along with setting a new mark for the largest single-game crowd (10,735) for MSU's 80-56 home triumph over Ole Miss on Feb. 7, 2004.

In a home win streak that began the year prior, the 2003-04 State squad also set a new all-time Coliseum record with 14 consecutive home-court victories over the course of two years.

Named in honor of former university president George Duke Humphrey, the Coliseum also serves as the home for the women's basketball team in addition to housing administrative and Olympic sport coaches offices.

**1906-1930**

**1906**  
MSU plays its first game against Columbus Athletic Club

**1912**  
MSU records its only undefeated season in school history (9-0)

**1923**  
MSU wins the Southern Intercollegiate Athletic Association Tournament

**1909**  
MSU plays its inaugural on-campus basketball game

**1922**  
MSU records the school's 100th win against Ole Miss

**1930**  
MSU records the school's 200th win against Southern Miss



*The 1908 Mississippi A&M team opened the school's first-ever basketball campaign with five-consecutive wins under the guidance of head coach T. H. Werner.*

**1931-1955**

**1931**  
MSU opens the "Tin Gym".

**1950**  
MSU moves into a new gym, which is later named McCarthy Gym

**1955**  
Babe McCarthy named MSU's new head coach

**1955**  
Herb Hargett becomes MSU's first All-SEC selection

**1955**  
Jim Ashmore becomes MSU's first All-American selection

**1956-1959**

**1956**  
Jim Ashmore is named the SEC Player of the Year

**1958**  
Bailey Howell is named the SEC Player of the Year

**1959**  
MSU goes 24-1 and finishes the year ranked No. 3 in the country

**1958**  
MSU records its first 20-win season

**1959**  
MSU wins its first SEC Championship

**1959**  
Bailey Howell wins his second SEC Player of the Year award



## 1959-1975

**1959**  
Bailey Howell drafted 2nd overall in the NBA by the Detroit Pistons

**1961**  
Babe McCarthy is named the SEC Coach of the Year again

**1963**  
MSU wins the SEC and plays in school's first NCAA Tournament

**1970**  
Kermit Davis replaces Joe Dan Gold as head coach

**1960**  
Babe McCarthy is named the SEC Coach of the Year

**1962**  
Babe McCarthy is named the SEC Coach of the Year for the third time

**1965**  
Joe Dan Gold replaces Babe McCarthy as head coach

**1975**  
Humphrey Coliseum opens on Dec. 1 with MSU beating Indiana State



*MSU won the 2009 SEC Tournament in Tampa, winning four games in four days, including the finals against Tennessee.*

## 1977-1996

**1977**  
Ron Greene replaces Kermit Davis as head coach

**1981**  
Bob Boyd replaces Ron Greene as head coach

**1986**  
Richard Williams is named head coach

**1995**  
MSU reaches Sweet 16 and is SEC West co-champions

**1978**  
Jim Hatfield replaces Ron Greene as head coach

**1982**  
Jeff Malone becomes MSU's all-time leading scorer with 2,142 points

**1991**  
MSU shares the SEC regular season title with LSU.

**1996**  
MSU wins SEC Tournament and makes historic run to the NCAA Final Four before falling to Syracuse.

## 1997-2010

**1998**  
Rick Stansbury named MSU's 18th head coach

**2004**  
MSU wins SEC crown and Lawrence Roberts is SEC Player of the Year

**2009**  
MSU captures the school's third SEC Tournament crown

**2002**  
MSU wins second SEC Tournament in school history

**2004**  
Rick Stansbury is named the SEC Coach of the Year

**2010**  
Jarvis Varnado becomes the NCAA career leader in blocked shots





### 2011-2018

**2012**

MSU celebrates its 100th year of basketball

**2012**

Rick Ray named the 19th head coach in school history

**2016**

On Jan. 23, 2016, Ben Howland had his first SEC win, 84-74 vs. Ole Miss.

**2012**

Rick Stansbury retires after 14 years and the school's winningest coach

**2015**

In March of 2015, Ben Howland was hired to be MSU's 20th head coach

**2018**

MSU returned to postseason play for the first time since 2012.



McCarthy Gym was the home of MSU until December of 1975.



Bailey Howell (left), and Jim Ashmore led MSU to great success in the late 1950s.



Babe McCarthy meets with the press prior to MSU's first NCAA Tournament game.



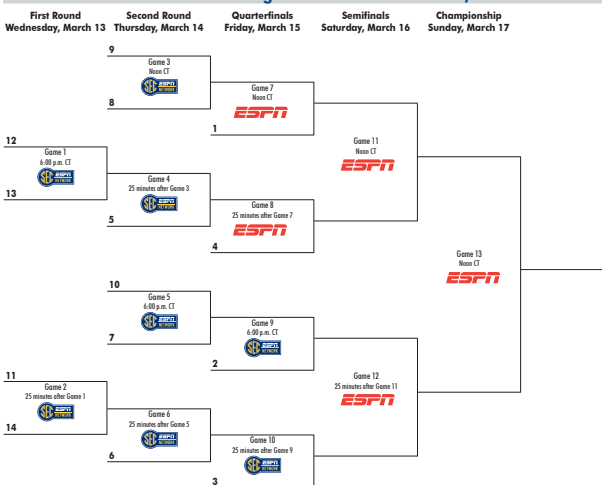
Humphrey Coliseum opened its doors on Dec. 1, 1975, with a victory against Indiana State.



Ben Howland was hired on March 23, 2015, as MSU's 20th head coach in school history.



The Bulldogs' '66-59 win against Nebraska last March was their first in the postseason since 2008.



**SEC Tournament Tie-Breaker Procedures**

Teams will be seeded No. 1 through No. 14 in the SEC Men's Basketball Tournament bracket based upon the final regular season Conference standings. Teams that finished No. 1 through No. 4 in the final regular season standings shall receive first- and second-round byes and teams that finish No. 5 through No. 10 will receive first-round byes in the SEC Men's Basketball Tournament.

1. **Two-Team Tie.** The following procedure will be used in the following order until the tie is broken:
  - A. Won-lost results of head-to-head competition between the two teams.
  - B. Won-lost record of the two teams versus the No. 1 seed (and proceeding through the No. 14 seed, if necessary).
  - C. Coin flip by the Commissioner.

2. **Three-Team Tie (or more).** When three or more teams are tied, the following procedure will be used in the following order until the tie is broken. If two teams remain tied after a tiebreaker provision, the two-team tiebreaker formula will be used.

- A. Best winning percentage of games played among the tied teams (Example: Team A is 3-1, Team B is 2-2 and Team C is 1-3 - Team A would be seeded highest, Team B second-highest and Team C lowest of the three).
- B. Best winning percentage of the tied teams versus the No. 1 seed (and proceeding through the No. 14 seed, if necessary).
- C. If two teams remain, coin flip by the Commissioner.
- D. If three or more teams remain, draw by the Commissioner.

For the purpose of seeding, if an institution is precluded from participating in the tournament, such institution will automatically be seeded last. The No. 11 seed will then receive a bye. However, for the purpose of breaking ties, that team will remain where it finished in the regular-season standings BEFORE being seeded last.

**ALL TIME SEC TOURNAMENT CHAMPIONS**

1933	Kentucky	1981	Ole Miss	2004	Kentucky
1934	Alabama	1982	Alabama	2005	Florida
1935	No Tournament Held	1983	Georgia	2006	Florida
1936	Tennessee	1984	Kentucky	2007	Florida
1937	Kentucky	1985	Auburn	2008	Georgia
1938	Georgia Tech	1986	Kentucky	2009	<b>MISSISSIPPI STATE</b>
1939	Kentucky	1987	Alabama	2010	Kentucky
1940	Kentucky	1988	Vacated	2011	Kentucky
1941	Tennessee	1989	Alabama	2012	Vanderbilt
1942	Kentucky	1990	Alabama	2013	Ole Miss
1943	Tennessee	1991	Alabama	2014	Florida
1944	Kentucky	1992	Kentucky	2015	Kentucky
1945	Kentucky	1993	Kentucky	2016	Kentucky
1946	Kentucky	1994	Kentucky	2017	Kentucky
1947	Kentucky	1995	Kentucky	2018	
1948	Kentucky	1996	<b>MISSISSIPPI STATE</b>		
1949	Kentucky	1997	Kentucky		
1950	Kentucky	1998	Kentucky		
1951	Vanderbilt	1999	Kentucky		
1952	Kentucky	2000	Arkansas		
1953-78	No Tournament Held	2001	Kentucky		
1979	Tennessee	2002	<b>MISSISSIPPI STATE</b>		
1980	LSU	2003	Kentucky		





66-59  
W



3.14



#HALLSTATE



3.20  
LOUISVILLE  
74-56  
W



3.18 BAYLOR  
78-77  
W





FOR MORE INFORMATION VISIT

[HAILSTATE.COM](http://HAILSTATE.COM)