

W E L C O M E

TO Fabulous
STATE M E G A S



2017-18 MISSISSIPPI STATE MEN'S BASKETBALL

MEDIA GUIDE

2017-18 MISSISSIPPI STATE MEN'S BASKETBALL ROSTER



NICK WEATHERSPOON
0 G 6'2 | FRESHMAN
CANTON, MS




LAMAR PETERS
1 G 6'0 | SOPHOMORE
NEW ORLEANS, LA



ELI WRIGHT
2 G 6'4 | SOPHOMORE
OWENSBORO, KY



XAVIAN STAPLETON
3 G 6'4 | JUNIOR
FLORA, MS



MITCHELL STORM
5 F 6'7 | SOPHOMORE
MADISON, MS



TATE CLAYTON
10 G 6'2 | FRESHMAN
TUPELO, MS



QUINDARY WEATHERSPOON
11 G 6'4 | JUNIOR
CANTON, MS



DREW DAVIS
12 G 6'10 | SENIOR
ATLANTA, GA



NICK SINGLETON
13 G 6'5 | JUNIOR
DECATUR, GA



T.J. GRAY
15 G 6'0 | SOPHOMORE
COLUMBUS, MS



KEYSHAWN FEAZELL
22 F 6'8 | FRESHMAN
NEW HEBRON, MS



TYSON CARTER
23 G 6'4 | SOPHOMORE
STARVILLE, MS



ABDUL ADO
24 F 6'11 | FRESHMAN
LAGOS, NIGERIA



SCHNIDER HERARD
34 C 6'10 | SOPHOMORE
PORT-OF-SPRINCE, HAITI



ARIC HOLMAN
35 F 6'10 | JUNIOR
OWENSBORO, KY



E.J. DATCHER
45 C 6'10 | SOPHOMORE
HARPERSVILLE, AL



BEN HOWLAND
HEAD COACH
3RD YEAR

2017-18 SCHEDULE

NOV. 2 WEST FLORIDA (EXH.) 7PM
NOV. 10 ALABAMA STATE 5:30PM
NOV. 18 FLORIDA A&M 1PM
NOV. 20 GREEN BAY 7PM
NOV. 22 STEPHEN F. AUSTIN 7PM
NOV. 26 JACKSONVILLE STATE 2PM
NOV. 30 NORTH DAKOTA STATE 6PM
DEC. 3 DAYTON 7PM
DEC. 9 NORTH GEORGIA 4PM
DEC. 12 AT CINCINNATI 6PM
DEC. 16 UT MARTIN 7PM
DEC. 20 LITTLE ROCK 7PM

DEC. 23 vs SOUTHERN MISS (JACKSON, MS)
DEC. 30 NORTH FLORIDA
JAN. 2 ARKANSAS
JAN. 6 AT OLE MISS
JAN. 10 AT FLORIDA
JAN. 13 AUBURN
JAN. 16 VANDERBILT
JAN. 20 AT ALABAMA
JAN. 23 AT KENTUCKY
JAN. 27 MISSOURI
JAN. 31 AT SOUTH CAROLINA
FEB. 3 GEORGIA

6PM
1PM
8PM
3:30PM
6PM
2:30PM
6PM
7:30PM
8PM
7:30PM
7:30PM
5PM

FEB. 6 ALABAMA
FEB. 10 AT MISSOURI
FEB. 14 AT VANDERBILT
FEB. 17 OLE MISS
FEB. 20 AT TEXAS A&M
FEB. 24 SOUTH CAROLINA
FEB. 27 TENNESSEE
MAR. 3 AT LSU

6PM
1PM
6PM
7:30PM
6PM
2:30PM
6PM
NOON
MAR. 7-11 SEC TOURNAMENT

TABLE OF CONTENTS



GENERAL INFORMATION

Table of Contents.....	1
Quick Facts.....	2
Schedule.....	3

RADIO/MEDIA/SEC

Communications.....	4
Media Policies/Outlets.....	5
MSU Radio Network.....	6

OUTLOOK/MSU PLAYERS

2017-18 Team Photo.....	7
2017-18 Roster.....	8
2017-18 TV & Radio Roster.....	9
Aric Holman.....	10-11
Xavian Stapleton.....	12-13
Quindary Weatherspoon.....	14-15
Tyson Carter.....	16-17
E. J. Datcher.....	18-19
Schnider Herard.....	20-21
Lamar Peters.....	22-23
Eli Wright.....	24-25
Abdul Ado.....	26
KeyShawn Feazell.....	27
Nick Weatherspoon.....	28
Tate Clayton.....	29
Drew Davis.....	30
T.J. Gray.....	31
Nick Singleton.....	32
Mitchell Storm.....	33
Player Statistics vs. SEC.....	34-36

STAFF

Ben Howland.....	37-41
George Brooks.....	42
Korey McCray.....	43

Ernie Zeigler.....	44
Michael Moynihan.....	45
Basketball Support Staff.....	46-48
Dr. Mark E. Keenum.....	49-50
John Cohen.....	51

OPPONENTS

SEC Series Scores.....	52-61
SEC Tournament History.....	62-63
SEC Series Breakdown.....	64-66

REVIEW

2016-17 Season Review.....	67
2016-17 Statistics.....	68
2016-17 Results.....	69
2016-17 Superlatives.....	70
2016-17 Miscellaneous Stats.....	71-72
The Last Time.....	73-74
2016-17 Recaps.....	75-82
2016-17 SEC Review.....	83-84

RECORDS

Individual Records.....	85
Scoring Records.....	86
Field Goal Records.....	87-88
3-Point Field Goal Records.....	89-90
Free Throw Records.....	91-92
Rebounding Records.....	93-94
Assists Records.....	95
Blocked Shots Records.....	96
MSU Steals Records.....	97
MSU Yearly Leaders.....	98-100
MSU Freshman Records.....	101-102
MSU Opponent Records.....	103
MSU Team Records.....	104
SEC Statistical Titles & Leaders.....	105

MSU Team Superlatives.....	106-108
Team Season Highs.....	109-110
Team Statistical Trends.....	111-112
Humphrey Coliseum Records.....	113-116
2,000-Point Scoring Club.....	117-118
1,000-Point Scoring Club.....	119-122

HISTORY

MSU Honor Roll.....	123-125
Hall of Famer Bailey Howell.....	126
Postseason History.....	127
Postseason Records.....	128
Postseason Box Scores.....	129-138
SEC Tournament Records.....	139-140
In-Season Tournaments.....	141-143
Yearly Records.....	144-145
Coaching History.....	146
All-Time MSU Assistants.....	147
Lettermen.....	148-150
All-Time Team Awards.....	151
Bulldogs In The NBA.....	152-153
All-Time Series Records.....	154-155
Non-SEC Series Records.....	156-174
All-Time Results.....	175-199
Maroon Madness.....	199

MISSISSIPPI STATE UNIVERSITY

MSU.....	200-201
Mississippi State Traditions.....	202-203
Humphrey Coliseum.....	204-205
MSU Basketball Timeline.....	206-208

SEC/LOCKER ROOM

2018 SEC Tournament.....	209
New MSU Locker Room.....	210

CREDITS

The 2017-18 Mississippi State Men's Basketball Media Guide is a product of the Communications Office, published by the Mississippi State Athletic Department.

EDITOR: Gregg Ellis, Associate Communications Director

ASSISTANT EDITOR: Morgan MacGuire, Communications

GRAPHIC/COVER DESIGN: Dan Brown, MSU athletics

EDITORIAL ASSISTANCE: Lacey Reed, Bridgette Hudak, Caleb Garner, Tyler Brain, Peyton Scrivner, Emily Pshigoda, Shelby Runions, Marisa Barron, Ericka Timberlake, Jordan Smith, BreAnna Lynch, Brianna May and McRae Clay, with additional assistance provided by the MSU Department of University Relations; the MSU Department of Archives; the Greater Starkville Development Partnership office; the staffs at Adidas and Balfour; the various media relations departments within the National Basketball Association, along with the NCAA and SEC.

PHOTOGRAPHY: Kelly Price, Associated Press, Charles W. Alliston, Dan Avila, Megan Bean, Kenny Billings, Gary Dogdon, Joe Collins, David Coyle, Robert Crawford, Joe Dier, Fred Faulk, Mansel Guerry, Jim Henson, Paul Hollis, Russ Houston, Wendell M. Hughes, Laughhead Photographers, Barry Lawrence, Bob Leverone, Richard Lewis, Brian Allen Loden, Darrell McAllister, Patrick Merrill, Mississippi Sports Hall of Fame and Museum, Chris Mooney, R.D. Moore, Layne Murdoch, Joe Murphy/NBA/Getty Images, NBA Photos, Naismith Memorial Basketball Hall of Fame, Clint Parrish, Dick Raphael, Joe Ray Roberson, Bob Rosata, Bill Simmonds, Bob Smith/PhotoAdrenaline.com, Breck Smithier, Nicole Sweet, Jason Szenes, Time Inc., Scout.com, Michael Wardlaw, Blake Williams and David Allen Williams.

PRINTING: Hederman Brothers, Jackson, Miss.

Mississippi State University does not discriminate on the basis of race, color, religion, national origin, sex, sexual orientation or group affiliation, age, disability or veteran status. Dr. Mary Alexander, Director of the Office of Diversity and Equity Programs [McArthur Hall, Room 106, P.O. Box 6199, Mississippi State, MS 39762/662-325-2493], is the designated employee responsible to coordinate efforts to carry out responsibilities and make investigations of complaints relating to discrimination in conforming with Title IX of the Education Amendments of 1972, Sections 503 and 5-4 of the Rehabilitation Act of 1974, and the Americans with Disabilities Act of 1990.



The 2017-18 media guide features veterans Aric Holman, Schnider Herard, Xavian Stapleton, Lamar Peters and Quindary Weatherspoon. Peters and Weatherspoon were recognized by the SEC last year for their play.



Quick Facts

QUICK FACTS

Location:
Starkville, Mississippi

Founded:
February 28, 1878

Enrollment:
21,622

Conference:
SEC

Nickname:
Bulldogs

Colors:
Maroon (PMS 202) & White

Arena:
Humphrey Coliseum (10,575)

President:
Dr. Mark E. Keenum

Director of Athletics:
John Cohen

Faculty Representative:
Dr. Steven C. Turner

BASKETBALL HISTORY

First Year of Basketball:
1908-09

Number of Seasons:
105

All-Time Record:
1,377-1,175

All-Time SEC Record:
577-761

Total Number of Head Coaches:
20

Humphrey Coliseum Record:
428-178

20-Win Seasons:
17

NCAA Tournament Appearances:
10 (11-10)

NCAA Tournament Final Fours:
1 (1996, lost to Syracuse 77-69 in semis)

NIT Appearances:
8 (7-8)

NIT Final Fours:
1 (2007, lost 63-62 to West Virginia in semis)

SEC Championships:
6 (2004, 1991, 1963, 1962, 1961, 1959)

SEC Tournament Championships:
3 (2009, 2002 and 1996)

SEC Tournament Record:
29-52

SEC Western Division Titles:
7 (2010, 2008, 2007, 2004, 2003, 1996, 1995)

BASKETBALL STAFF

Head Coach:
Ben Howland (Weber State, 1979)
Phone: 662-325-3800
Record at MSU: Third year
Overall Record: 431-239 (21)

Assistant Coach:
George Brooks (Mississippi State, 1997)

Assistant Coach:
Korey McCray (Mercer, 2001)

Assistant Coach:
Ernie Zeigler (Cleary College, 1994)

Director of Operations:
Michael Moynihan (North Georgia, 2010)

Video Coordinator:
Jalen Courtney (Morehead State, 2015)

Director of Performance:
David Deets (Northeastern State, 2000)

Athletic Trainer:
Ryan Dotson

Graduate Assistants:
Bo Rodriguez (Whittier College, 2012)
Alfred Aboya (UCLA, 2009)

Academic Counselor:
Sawyer Bowering (Mississippi State, 2010)

Administrative Assistant:
Kelly Cobbler

Communications Contact:
Gregg Ellis
Phone: 662-325-3595
Cell: 662-322-0145
Fax: 662-325-3654
Email: gellis@athletics.msstate.edu
Twitter: @msusportsregg & @HailStateMBK

TEAM INFORMATION

2016-17 Overall Record:
16-16

2016-17 SEC Record:
6-12

SEC Finish:
12th

Home Record:
10-7

Away Record:
2-7

Neutral Record:
4-2

Postseason:
n/a

National Ranking:
n/a

Starters Returning/Lost:
4/2

Letterwinners Returning/Lost:
10/4

Newcomers:
6

Roster (Sr/Jr/So/Fr):
(11/4/7/4)

A LOOK AT THE TEAM

Starters Returning (4)

G. Quindary Weatherspoon, Jr.
16.5 ppg., 5.1 rpg., 1.8 apg.

G. Lamar Peters, So.
10.7 ppg., 2.3 rpg., 3.4 apg.

F. Aric Holman, Jr.
8.4 ppg., 6.0 rpg.

C. Schnider Herard, So.
5.1 ppg., 5.0 rpg.

Other Lettermen Returning (6)

G. Tyson Carter, So
7.5 ppg., 1.7 rpg.

G. Xavian Stapleton
7.1 ppg., 2.9 rpg.

G. Eli Wright, So.
3.5 ppg., 1.6 rpg.

C. E.J. Datcher, So.
1.0 ppg., 1.5 rpg.

G. Drew Davis, Sr.
1.8 ppg., 0.2 rpg.^

G. Nick Singleton, Jr.^

0.7 ppg., 0.6 rpg.

Newcomers (12)

F. Abdul Ado, RFR.
6-11, 235, Chattanooga, Tenn.

G. Nick Weatherspoon
6-2, 198, Canton, Miss.

F. KeyShawn Feazell, Fr.
6-8, 230, New Hebron, Miss.

G. T.J. Gray, So.^
6-0, 170, Columbus, Miss.

G. Tate Clayton, Fr.^
6-2, 175, Tupelo, Miss.

F. Mitch Storm, So.^
6-7, 195, Madison, Miss.

Lettermen Lost (4)

F. Mario Kegler
9.7 ppg., 5.5 rpg.

G. I.J. Ready
7.8 ppg., 4.5 apg.

F. Joe Strugg
0.5 ppg., 0.5 rpg.

G. Miles Washington^
0.3 ppg., 0.0 rpg.

^ Walk-on
Redshirted last year

RETURNING TEAM STATS

Percentage of Starting:
77.0 (1786/2320)

Percentage of Rebounds:
77.6 (879/1133)

Percentage of Field Goals Made:
77.2 (634/821)

Percentage of 3-Point FGs Made:
79.0 (195/247)

Percentage of Free Throws Made:
74.9 (323/431)

Percentage of Assists:
57.5 (222/386)

Percentage of Steals:
72.0 (172/239)

Percentage of Blocks:
92.4 (121/131)

Percentage of Minutes:
73.1 (4696/6426)

RETURNING TOP INDIVIDUALS

Points:
Quindary Weatherspoon (478, 16.5)

Rebounds:
Aric Holman (193,6.0)

Assists:
Lamar Peters (101,3.4)

Steals:
Quindary Weatherspoon (50, 1.7)

Blocks:
Aric Holman (64, 2.0)

FG %:
Schnider Herard (.549, 56-102)

3-Point %:
Quindary Weatherspoon (.373, 47-126)

FT %:
Quindary Weatherspoon (.766, 85-111)

2017-18 Schedule



Date	Day	Team	Where	Television	Time
O22	Sunday	Nebraska [EXH]	STARKVILLE		1 p.m.
N2	Thursday	West Florida [EXH]	STARKVILLE	SEC+	7 p.m.
N10	Friday	Alabama State	STARKVILLE	SEC+	5:30 p.m.
N18	Saturday	! Florida A&M	STARKVILLE	SEC+	1 p.m.
N20	Monday	! Wisconsin-Green Bay	STARKVILLE	SEC+	7 p.m.
N22	Wednesday	! Stephen F. Austin	STARKVILLE	SEC+	7 p.m.
N26	Sunday	Jacksonville State	STARKVILLE	SEC+	2 p.m.
N30	Thursday	! North Dakota State	STARKVILLE	SECN	6 p.m.
D3	Sunday	Dayton	STARKVILLE	SEC Network	7 p.m.
D9	Saturday	North Georgia	STARKVILLE	SEC+	4 p.m.
D12	Tuesday	Cincinnati	Cincinnati, Ohio	ESPN2	6 p.m.
D16	Saturday	UT Martin	STARKVILLE	SEC+	7 p.m.
D20	Wednesday	Little Rock	STARKVILLE	SEC+	6 p.m.
D23	Saturday	% Southern Miss	Jackson, Miss.		6 p.m.
D30	Saturday	North Florida	STARKVILLE	SEC+	1 p.m.
J2	Tuesday	Arkansas	STARKVILLE	SEC Network	8 p.m.
J6	Saturday	Ole Miss	Oxford, Miss.	SEC Network	3:30 p.m.
J10	Wednesday	Florida	Gainesville, Fla.	SEC Network	6 p.m.
J13	Saturday	Auburn	STARKVILLE	SEC Network	2:30 p.m.
J16	Tuesday	Vanderbilt	STARKVILLE	SEC Network	6 p.m.
J20	Saturday	Alabama	Tuscaloosa, Ala.	SEC Network	7:30 p.m.
J23	Tuesday	Kentucky	Lexington, Ky.	ESPN	8 p.m.
J27	Saturday	! Missouri	STARKVILLE	SEC Network	7:30 p.m.
J31	Wednesday	South Carolina	Columbia, S.C.	SEC Network	7:30 p.m.
F3	Saturday	Georgia	STARKVILLE	ESPNU	5 p.m.
F6	Tuesday	Alabama	STARKVILLE	SEC Network	6 p.m.
F10	Saturday	Missouri	Columbia, Mo.	ESPN2	1 p.m.
F14	Wednesday	Vanderbilt	Nashville	SEC Network	6 p.m.
F17	Saturday	Ole Miss	STARKVILLE	SEC Network	7:30 p.m.
F20	Tuesday	Texas A&M	College Station, Texas	SEC Network	6 p.m.
F24	Saturday	South Carolina	STARKVILLE	SEC Network	2:30 p.m.
F27	Tuesday	Tennessee	STARKVILLE	SEC Network	6 p.m.
M3	Saturday	LSU	Baton Rouge, La.	SEC Network	Noon
M7-11	Wed.-Sun.	SEC Tournament	St. Louis	SEC Network/ESPNU/ABC	TBA

I - Hoops In The Heartland
 % - at Mississippi Coliseum
 All times are Central
 Home games denoted by **Bold**



MSU COMMUNICATIONS



GREGG ELLIS

Associate Communications Director
Men's Basketball SID

Phone..... 662.325.3595
Emailgellis@athletics.msstate.edu
Twitter@msusportsgregg
MBK Twitter.....@HailStateMBK



MORGAN MACGUIRE

Student Assistant
Secondary Men's Basketball Contact

Phone..... 719.660.2039
Email ...mmaquire@athletics.msstate.edu
Twitter@morgsmac
MBK Twitter.....@HailStateMBK



MARY CATHERINE MOLAY

Communications Graduate Asst.
Secondary Men's Basketball Contact

Phone..... 205.907.7069
Emailmcmolay@athletics.msstate.edu
Twitter@guacamolay
MBK Twitter.....@HailStateMBK

2017-18 COMMUNICATIONS/VIDEO/PHOTOGRAPHY STAFF DIRECTORY

Bryan Building Staff

Leah Beasley.....	Sr. Associate AD/External Affairs	662.325.2277	lbeasley@athletics.msstate.edu
Bill Martin	Associate AD/Communications	662.325.0967	bmartin@athletics.msstate.edu
John Cade	Assistant AD/Communications	662.325.0971	jrcaade@athletics.msstate.edu
Gregg Ellis.....	Associate Director/Communications	662.325.2277	gellis@athletics.msstate.edu
Andrew Piper	Assistant Director/ Communications	662.325.0972	apiper@athletics.msstate.edu
Taylor Shirey	Assistant Director/ Communications	662.325.8040	tshirey@athletics.msstate.edu
Brock Turnipseed	Assistant Director/Communications	662.325.0971	bturnipseed@athletics.msstate.edu
Bob Carskadon	HailState.com Beat Writer	662.325.4582	bcarskadon@athletics.msstate.edu
Hannah Hamilton	Administrative Assistant	662.325.8881	hhamilton@athletics.msstate.edu
Mary Catherine Molay	Graduate Assistant.....	662.325.9034	mmolay@athletics.msstate.edu
Caleb Garner	Graduate Assistant.....	662.325.9034	cgarner@athletics.msstate.edu



Shira Building Staff

Drew Walker	Assistant Director/Video Operations	662.325.3327	dwalker@athletics.msstate.edu
Derek Cody	Assistant Director/Video Operations	662.325.3331	dcody@athletics.msstate.edu
Dani Malakoff	Assistant Director /Video Operations ...	662.325.3330	dtm146@msstate.edu
Nicole Reighter	Assistant Director /Video Operations ...	662.325.3330	nreighter@athletics.msstate.edu
Kelly Price	Photographer	662.325.6328	kprice@athletics.msstate.edu

MAILING ADDRESS

MSU Communications
P.O. Box 5308
Mississippi State, MS 39762

BRYAN BUILDING
Phone: 662.325.2703;
Fax: 662.325.2653

The 2017-18 Mississippi State Men's Basketball Media Guide has been prepared to assist media members in their coverage of the Bulldogs. It is our hope most of your questions will be answered on the pages of this guide. However, should you desire additional information or assistance, please contact Gregg Ellis at 662-325-3595.

MEDIA CREDENTIALS

Any and all credential request should be made by emailing Gregg Ellis at gellis@athletics.msstate.edu.

Priority for the issuance of credentials will be given to daily newspapers, internet sites, radio stations and television stations that cover Mississippi State or MSU's game-day opponent on a regular basis.

MEDIA WILL CALL

Credentials for MSU home basketball games can be picked up at the will call window located just to the left of the coliseum media entrance.

TELEPHONES, WIRELESS AND ETHERNET USE

A limited number of telephones are available for media use before, during and after basketball games on a first-come, first-served basis in the Babe McCarthy Media Room, located just to the left upon entering the main back entrance of Humphrey Coliseum. In addition, wireless service, which will require a password, is available.

PLAYER & COACH INTERVIEWS

All media members must contact Gregg Ellis for interview requests and practice times throughout the season. Any player interviews conducted prior to daily practices need to be concluded 30 minutes before the start of practice.

Each Monday, Ben Howland and selected players will have an on-campus press conference at 1:30 p.m.

POSTGAME INTERVIEWS

The MSU locker room is closed to media at all times. Following games, all interviews with coaches and players from each team will be held at the Babe McCarthy Media Room. Before the game ends, members of the media relations office will seek player requests.

SATELLITE UPLINKS

The MSU Television Center will uplink game highlights and postgame interviews following all home games during the 2016-17 season. Please contact Bennie Ashford of the MSU Television Center (662-1262 or bashford@athletics.msstate.edu) for specific details.

MSU ON THE INTERNET, TWITTER AND BLOGS

Visit www.hailstate.com for all updated statistics, game notes and other pertinent basketball information.

The site also offers up-to-date information on all of MSU's 16 varsity sports, including schedules and results, player and coach biographies, as well as the latest news from the MSU athletic program.

In addition, HailStateTV features live and delayed audio and video streaming of selected MSU sports, plus Bulldog coaches' TV shows, press conferences, and much more.

Media can follow basketball tweets year at both [@msusportsgregg](https://twitter.com/msusportsgregg) and [@HailStateMBK](https://twitter.com/HailStateMBK).

In-game blogging can also be viewed at www.hailstate.com.

SEC TELECONFERENCE

Once SEC play starts, all 14 of the league's coaches will participate in a conference-wide teleconference every Monday beginning in January and running through the conference's regular season. The teleconferences will be coordinated through the SEC Media Relations Office. Following a brief introduction, each coach will answer questions from the media for seven minutes. Media members should contact SEC Associate Media Relations Director Craig Pinkerton at the league office (205-458-3038 or cpinkerton@sec.org) for additional information.

TELECONFERENCE SCHEDULE

10:00 a.m.	Bryce Drew (Vanderbilt)
10:07 a.m.	Michael White (Florida)
10:14 a.m.	Frank Martin (South Carolina)
10:21 a.m.	Mark Fox (Georgia)
10:28 a.m.	Will Wade (LSU)
10:35 a.m.	John Calipari (Kentucky)
10:42 a.m.	Rick Barnes (Tennessee)
10:49 a.m.	Mike Anderson (Arkansas)
10:56 a.m.	Avery Johnson (Alabama)
11:03 a.m.	Bruce Pearl (Auburn)
11:10 a.m.	Andy Kennedy (Ole Miss)
11:17 a.m.	Ben Howland (MSU)
11:24 a.m.	Cuonzo Martin (Missouri)
11:31 p.m.	Billy Kennedy (Texas A&M)

All times Central

MSU MEDIA OUTLETS

Print Media

Clarion Ledger

Will Sammon, beat writer

Phone: 1-347-922-8835

Hugh Kellenberger, columnist

Commercial Dispatch

Brett Hudson, beat writer

Phone: 1-318-614-0670

Daily Journal

Logan Lowery, beat writer

Phone: 1-662-251-2467

Daily Star

Chuck Hathcock, beat writer

Phone: 1-662-226-4321

Starkville Daily News

Joel Coleman, beat writer

Phone: 1-662-285-8706

Danny P. Smith, columnist

The Associated Press

David Brandt, beat writer

Phone: 1-601-948-5897

HailState.com

Bob Carskadon, beat writer

Phone: 1-662-769-0362

The Reflector

Phone: 1-662-325-8819

Internet Media

Dawg's Bite/Gene's Page

David Murray, writer

Phone: 1-662-418-3982

Gene Swindoll, writer

Phone: 1-662-320-8466

Steve Robertson, writer

Phone: 1-225-803-7197

Bulldawgs 24/7

Paul Jones, writer

Phone: 1-662-307-0969

Robbie Faulk, writer

Phone: 1-662-803-2965

TV Media

WCBI, Columbus

Phone: 1-662-245-0133

WTVA/WLOV, Tupelo

Phone: 1-662-842-7620

WLBT, Jackson

Phone: 1-601-948-3333

WAPT, Jackson

Phone: 1-601-922-1652

WJTV, Jackson

Phone: 1-601-944-4921

Radio Media

Bulldog Sports Radio

Brian Hadad, Host

Phone: 1-662-648-7200

WFCA 1-662-547-6414

WMSV 1-662-325-8819



A native of west Tennessee, Neil Price is in his first year as "Voice of the Bulldogs" following a successful stint at the University of Kentucky calling women's basketball and baseball games for 12 years. Joining Price is former MSU coach and Hall of Famer, Richard Williams for his fourth year behind the mic.

This past spring, veteran broadcaster Neil Price was introduced as Mississippi State new voice for both basketball and football following a successful 12-year run at Kentucky.

He replaces the legendary Jim Ellis, who retired after 34 years.

"I'm thankful God's amazing grace has allowed my long-time dream of becoming the voice of an SEC program to become a reality," Price said. "The fact that this opportunity happens to be at Mississippi State is an added blessing. I'm committed to using the skills and talents I've been given to produce a product the Mississippi State family will be proud of and one that will honor the high broadcasting standards set by legends Jack Cristil and Jim Ellis."

While at Kentucky, Price served as play-by-play broadcaster for UK women's basketball and baseball, producing more than 700 broadcasts since March 2005.

He also served as host for the UK football pregame show, host for the basketball and baseball coaches' shows and Kentucky Wildcat daily shows.

In addition, he also was vital in maintaining communication with the 70 UK Sports Network radio affiliates building formats and coordinating with other talent and show guests.

Before calling Wildcat games, Price spent two years with Middle Tennessee State University as the Blue Raiders' play-by-play broadcaster for women's basketball and baseball, as well as host for all pre- and post-game shows for football.

"This is an exciting time to join the Mississippi State family," he said. "I look forward to being reunited with some old friends and building new relationships with Bulldogs fans, coaches and the MSU campus and Starkville community in the near future."

Price, a 2003 graduate of MTSU, has been married to the former Beth Davis of Hazard, Ky, for six years.

WILLIAMS NO STRANGER

Williams is certainly no stranger to Mississippi State.

Since retiring from MSU following the 1997 season, Williams coached professionally with the Memphis Hound Dogs of the ABL and the Jackson Rage of the WBA.

He also served as the director of operations at UAB before returning to the sidelines as an assistant at Arkansas State under John Brady.

But it's his time at MSU fans will remember most.

After replacing Bob Boyd following the 1986 campaign, Williams directed the Bulldogs to 191 victories in 12 seasons and left as the all-time winning coach, a record that

stood for 10 years.

But it's his team's accomplishment in 1996 that will never be forgotten.

That year, MSU posted a 26-8 ledger, won the SEC Tournament and then did what was thought impossible — advance to the Final Four following upset wins against Cincinnati and UConn.

The following summer, three players from that squad were drafted in the NBA — Erick Dampier, Donta' Jones and Darryl Wilson.

"I can't tell you how much I enjoy being back at Mississippi State," Williams said. "I look forward to my first year working with Neil Price, someone I've enjoyed getting to know since his arrival."

In July of 2014, Williams was inducted in the Mississippi Sports Hall of Fame.

MSU BASKETBALL RADIO NETWORK	
<i>(Affiliate listing as of October 2017)</i>	
City/Town	Station/Frequency
+Aberdeen WWZQ-AM 1240
+Amory WAMY-AM 1580
+Batesville WBLE-FM 100.5
+Columbia WCJU-FM 104.9
+Corinth WKCU-AM 1350
+French Camp WFCA-FM 107.9
+Greenville WGVM-AM 1260
+Greenville WGVM-FM 97.3
+Greenville WDMS-FM 100.7
+Greenwood/Indianola WTCD-FM 96.9
+Grenada WOHT-FM 92.3
+Hattiesburg WMXI-FM 98.1
+Jackson WRKS-FM 105.9
+Lucedale WRBE-FM 106.9
+Meridian WMOX-AM 1010
+Monticello WRQO-FM 102.1
+Natchez WNAT-AM 1450
+Philadelphia WWSL-FM 102.3
+Starkville/West Point WKBB-FM 100.9
+Tupelo WCNA-FM 95.9
+Vicksburg WVVG-FM 105.5
+Winona WONA-FM9 5.1



2017-18 MISSISSIPPI STATE BULLDOGS

Sitting (L-R): T.J. Gray, Nick Weatherspoon, Quinndary Weatherspoon, Lamar Peters, Drew Davis, Tate Clayton
Standing (L-R): Nick Singleton, Tyson Carter, Mitchell Story, Xavian Stapleton, Abdul Ado, Schneider Herard, Airc Holman, KeyShawn Feazell, E.J. Datcher, Eli Wright



ROSTERS

Numerical Roster

No.	Name	Pos.	Ht.	Wt.	Yr.	Exp.	Hometown
0	Nick Weatherspoon	G	6-2	195	Fr.	HS	Canton, MS (Velma Jackson HS)
1	Lamar Peters	G	6-0	185	So.	1L	New Orleans, LA (Landry-Walker HS)
2	Eli Wright	G	6-4	190	So.	1L	Owensboro, KY (22 Feet Academy)
3	Xavian Stapleton	G	6-6	210	Jr.	1L	Flora, MS (Louisiana Tech)
5	Mitch Storm	F	6-7	202	So.	TR	Madison, MS (East Mississippi CC)
10	Tate Clayton	G	6-2	170	Fr.	HS	Tupelo, MS (Tupelo HS)
11	Quinnndary Weatherspoon	G	6-4	205	Jr.	2L	Canton, MS (Velma Jackson HS)
12	Drew Davis	G	5-10	165	Sr.	1L	Atlanta, GA (Fort Walton Beach HS)
13	Nick Singleton	G	6-5	195	Jr.	1L	Decatur, GA (Kennesaw State)
15	T.J. Gray	G	6-0	170	So.	HS	Columbus, MS (Columbus HS)
22	KeyShawn Feazell	F	6-8	230	Fr.	HS	New Hebron, MS (Lawrence County HS)
23	Tyson Carter	G	6-4	165	So.	1L	Starkville, MS (Starkville HS)
24	Abdul Ado	F	6-11	250	Fr.	HS	Lagos, Nigeria (Hamilton Heights HS)
34	Schnider Herard	C	6-10	260	So.	1L	Port-au-Prince, Haiti (Prestonwood)
35	Aric Holman	F	6-10	225	Jr.	2L	Owensboro, KY (Owensboro HS)
45	E.J. Datcher	C	6-10	240	So.	1L	Harpersville, AL (Vincent HS)

Alphabetical Roster

No.	Name	Pos.	Ht.	Wt.	Yr.	Exp.	Hometown
24	Abdul Ado	F	6-11	250	Fr.	HS	Lagos, Nigeria (Hamilton Heights HS)
23	Tyson Carter	G	6-4	165	So.	1L	Starkville, MS (Starkville HS)
10	Tate Clayton	G	6-2	170	Fr.	HS	Tupelo, MS (Tupelo HS)
45	E.J. Datcher	C	6-10	240	So.	1L	Harpersville, AL (Vincent HS)
12	Drew Davis	G	5-10	165	Sr.	1L	Atlanta, GA (Fort Walton Beach HS)
15	T.J. Gray	G	6-0	170	So.	HS	Columbus, MS (Columbus HS)
22	KeyShawn Feazell	F	6-8	230	Fr.	HS	New Hebron, MS (Lawrence County HS)
34	Schnider Herard	C	6-10	260	So.	1L	Port-au-Prince, Haiti (Prestonwood)
35	Aric Holman	F	6-10	225	Jr.	2L	Owensboro, KY (Owensboro HS)
1	Lamar Peters	G	6-0	185	So.	1L	New Orleans, LA (Landry-Walker HS)
13	Nick Singleton	G	6-5	195	Jr.	1L	Decatur, GA (Kennesaw State)
3	Xavian Stapleton	G	6-6	210	Jr.	1L	Flora, MS (Louisiana Tech)
5	Mitch Storm	F	6-7	202	So.	TR	Madison, MS (East Mississippi CC)
0	Nick Weatherspoon	G	6-2	195	Fr.	HS	Canton, MS (Velma Jackson HS)
11	Quinnndary Weatherspoon	G	6-4	205	Jr.	2L	Canton, MS (Velma Jackson HS)
2	Eli Wright	G	6-4	190	So.	1L	Owensboro, KY (22 Feet Academy)

HEAD COACH:

Ben Howland (Weber State, 1979; 3rd year)

ASSISTANTS:

George Brooks (Mississippi State, 1997; 7th year)

Korey McCray (Mercer, 2001; 3rd year)

Ernie Zeigler (Cleary College, 1994; 3rd year)

STRENGTH & CONDITIONG:

Collin Crane (Carson-Newman, 2013; 1st year)

OPERATIONS:

Michael Moynihan (North Georgia, 2010; 3rd year)

Pronunciation Guide

ARIC HOLMAN: ERIC

ABDUL ADO: A-DO

SCHNIDER HERARD: SCHNI-DER

XAVIAN STAPLETON: ZAY-V-AUN

TV/RADIO ROSTER



0 Nick Weatherspoon
6-2 | 195 | FR | G
Canton, MS



1 Lamar Peters
6-0 | 185 | SO | G
New Orleans, LA



2 Eli Wright
6-4 | 190 | SO | G
Owensboro, KY



3 Xavian Stapleton
6-6 | 210 | JR | G
Flora, MS



5 Mitch Storm
6-7 | 202 | SO | F
Madison, MS



10 Tate Clayton
6-2 | 170 | FR | G
Tupelo, MS



11 Quindary Weatherspoon
6-4 | 205 | JR | G
Canton, MS



12 Drew Davis
5-10 | 165 | SR | G
Atlanta, GA



13 Nick Singleton
6-5 | 195 | JR | G
Decatur, GA



15 T.J. Gray
6-0 | 170 | SO | G
Columbus, MS



22 KeyShawn Fezell
6-8 | 230 | FR | F
New Hebron, MS



23 Tyson Carter
6-4 | 165 | SO | G
Starkville, MS



24 Abdul Ado
6-11 | 250 | FR | F
Lagos, Nigeria



34 Schnider Herard
6-10 | 260 | SO | C
Port-au-Prince, Haiti



35 Eric Holman
6-10 | 225 | JR | F
Owensboro, KY



45 E.J. Datcher
6-10 | 240 | SO | C
Harpersville, AL



35 Aric **HOLMAN**
 Jr. | F | 6-10 | 225 | Owensboro, KY

2016-17 • Sophomore

- Appeared in all 32 games for the Bulldogs and drew 26 starts.
- Scored in double-digits 12 times.
- Led MSU with 193 rebounds, while his 6.0 average was 16th best in the SEC.
- Also paced MSU with 64 blocked shots, the fourth most in the SEC.
- His 8.4 points was the fourth most on the team.
- Career-high 18 points came against UTEP (11-20-16) at the Charleston Classic.
- Career-high 11 rebounds came against Norfolk State (11-16-16), Southern Miss (12-19-16) and at Arkansas (1-10-17).
- Finished the year with two double-doubles — Norfolk State (11 points, 11 rebounds) and Arkansas (11 points, 11 rebounds).
- Against LSU and Alabama in the SEC Tournament, had 16 points, 10 rebounds and 5 blocked shots.
- Enters the 2017-18 campaign having played in a team-high, 52-straight games.

2015-16 • Freshman

- Appeared in 21 games for the Bulldogs and drew 3 starts.
- Missed the first 10 games due to a micro fracture in his knee.
- Appeared in his first-career game against Northern Colorado and totaled 2 points and 2 rebounds.
- Averaged 1.9 points and 1.9 rebounds.
- Scored a season-high 6 points at LSU.
- Grabbed a season-high 6 rebounds at Arkansas.
- Drew first-career start at Missouri and had 2 points and 3 rebounds.
- On the year, totaled 194 minutes and scored 39 points to go along with 39 rebounds.
- Against Georgia in the SEC Tournament, had 2 points and a blocked shot.

High School

- Led Owensboro to the Kentucky state championship crown after totaling 20 points, 14 rebounds and 8 blocked shots in the 74-58 win against Bowling Green. It was the school's first title since 1980.
- Was a 2015 finalist for Kentucky Mr. Basketball.
- As a senior, averaged 15.9 points, 9.8 rebounds and 4.9 blocks, while shooting 62.2 percent from the field and 52.2 percent beyond the arc as the Red Devils posted a 31-4 ledger.
- 2015 first-team All-State selection.
- Participated in the Adidas Uprising Gauntlet Series in Indianapolis.

HOLMAN'S CAREER STATS

Year	GP-GS	Min/Avg	FG-A	Pct	3FM-A	Pct	FTM-A	Pct	Rebs	PF-D	A	T	B	S	Pts/Avg
2015-16	21-3	194/9.2	18-44	.409	2-13	.154	1-6	.167	39-1.9	37-2	8	16	14	2	39/1.9
2016-17	32-26	747/23.3	104-210	.495	12-49	.245	49-75	.653	193-6.0	79-4	20	54	64	21	269/8.4
TOTALS	53-29	941/17.8	122-254	.480	14-62	.226	50-81	.617	232-4.4	116-6	28	70	78	23	308/5.8



- Ranked No. 71 overall nationally by Scout.com and the 13th-best power forward.
- Selected to play in the Kentucky-Indiana All-Star Classic.
- Finished career with 1,000-plus points.
- As a junior, OHS went 22-9, while his sophomore team posted a 12-16 record.

Personal

Aric Jeremiah Holman was born on July 11, 1997, in Owesboro, Ky. ... Majoring in communications. ... Son of Central Holman, Lynn Johnson and Janice Holman.

| Holman’s Career Highs |

Points 18, UTEP (11-20-16)	Free Throws Made 7, LSU (1-7-17)	Blocks 5, twice, last vs. N’Western St. (11-28-16)
Field Goals Made 8, UTEP (11-20-16)	Free Throws Attempted 9, LSU (1-7-17)	Steals 2, four times, last vs. Georgia (2-14-17)
Field Goals Attempted 13, Boise State (11-18-16)	Rebounds 11, three times, last vs. Arkansas (1-10-17)	Minutes 33, Texas A&M (1-14-17)
3-Pointers Made 2, LSU (1-7-17)	Assists 4, Arkansas (2-9-16)	
3-Pointers Attempted 4, Boise State (11-18-16)		



3 Xavian STAPLETON

Jr. | G | 6-6 | 210 | Flora, MS

2016-17 • Sophomore

- Missed the first nine games while recovering from a torn ACL.
- First game back was Southern Miss, where he totaled 8 points and 1 rebound in 11 minutes.
- Appeared in 23 games and started 5.
- First start was against Morehead State on 12-22-16, where he scored 5 points, collected 2 steals and grabbed 3 rebounds in 15 minutes.
- Scored in double-digits seven times.
- Season high of 14 points came against Tennessee on 2-4-17 and LSU on 3-4-17.
- Had a double-double against Tennessee with 14 points and 11 rebounds to go along with his 4 steals.
- Season-best 2 blocked shots came against Ole Miss on 2-21-17.
- Against LSU and Alabama in the SEC Tournament, had 18 points, 10 rebounds and 3 steals.
- Finished the year averaging 7.1 points and 2.9 rebounds.

2015-16 • Sophomore

- Due to NCAA transfer rules, sat out the entire season.

2014-15 • Freshman (Louisiana Tech)

- Played in all 36 games at La. Tech and drew one start.
- Averaged 6.7 points and scored in double-digits six times and was second on the team with 23 blocked shots.
- Scored season-high 18 points twice versus Nicholls State (Dec. 18) and at Middle Tennessee on Feb. 7.
- Had back-to-back games of 16 and 17 points against Southern Arkansas (Dec. 29) and at Southern Miss (Jan. 3), en route to earning C-USA Freshman of the Week honors.
- In addition to his 18 points at Middle Tennessee, he also tallied 4 rebounds, a career-high 4 steals and 2 blocks.
- First-career start came against Florida Atlantic (Feb. 12).
- Rejected career-high 4 shots versus FIU (Feb. 14).
- Had ESPN and Fox Sports No. 1 Play of the Day on one-handed alley-oop slam in regular season finale against Southern Miss (March 5).
- Registered 8 points and career-high 6 rebounds in NIT second round victory at Texas A&M (March 23).
- In all three NIT games, totaled 23 points and 9 rebounds.

High School

- Lettered for Madison Central, coached by Raheem Lockhart, which was ranked as high as No. 1 in the state.
- Named to the Clarion Ledger's Dandy Dozen.

STAPLETON'S CAREER STATS

Year	GP-GS	Min/Avg	FG-A	Pct	3FM-A	Pct	FTM-A	Pct	Rebs	PF-D	A	T	B	S	Pts/Avg
2016-17	23-5	385/16.7	59-129	.457	18-54	.333	28-44	.636	66-2.9	66-4	7	21	10	22	164/7.1
TOTALS	23-5	385/16.7	59-129	.457	18-54	.333	28-44	.636	66-2.9	66-4	7	21	10	22	164/7.1



- Rated second-best player in the state of Mississippi by the Mississippi Hoop Report
- Led the Jaguars to the Mississippi 6A North Tournament championship and a semifinal appearance where he posted a team-high 16 points against eventual champion Gulfport.
- Jaguars ended the season with a 28-4 overall record.
- Earned first-team all-state honors while averaging 20.9 points per game, shooting 52 percent from the field and 42 percent from beyond the arc.
- Registered at least 20 points in 17 games.
- Also averaged 8.8 rebounds per game, helping notch 15 double-doubles on the season, en route to also being named first-team All-Metro.
- Participated in the Mississippi-Alabama All-Star Classic where he recorded 9 points and 7 rebounds.
- Earned All-State and All-District honors after averaging 12 points, 4 rebounds and 5 assists as a junior.
- Led the Jaguars to a 25-9 record and to class 6A state championship game, where he scored a team-high 15 points in a 63-54 loss to Murrah.

Personal

Xavian Stapleton was born on January 24, 1996, in Flora, Miss. ... Major in communications. ... Son of Yulanda and Kevon Davis.

| Stapleton Career Highs |

Points 14, twice, last vs. LSU (3-4-17)	3-Pointers Attempted 5, LSU (3-4-17)	Blocks 2, Ole Miss (2-21-17)
Field Goals Made 6, twice, last vs. LSU (3-4-17)	Free Throws Made 6, Arkansas (1-10-17)	Steals 4, Tennessee (2-4-17)
Field Goals Attempted 13, Tennessee (2-4-17)	Free Throws Attempted 7, Arkansas (1-10-17)	Minutes 28, South Carolina (2-11-17)
3-Pointers Made 3, twice, last vs. LSU (3-4-17)	Rebounds 11, Tennessee (2-4-17)	
	Assists 1, seven times, last vs. LSU (3-4-17)	



Preseason All-SEC Selection

11 Quindary WEATHERSPOON

Jr. | G | 6-4 | 205 | Canton, MS

2016-17 • Sophomore

- Appeared in 29 games for the Bulldogs and drew 29 starts. Missed two games due to a wrist injury that required surgery.
- Led the Bulldogs with his 16.5 scoring clip, 7th best in the SEC.
- Tabbed second-team All-SEC by the coaches.
- Career-high 29 points came against Missouri on 1-25-17.
- Named SEC Player of the Week after having 11 points versus Kentucky and 29 against Mizzou.
- Totaled 20-plus points eight times.
- Named to the Charleston Classic All-Tournament team after totaling 25 points against Boise State, 19 versus Central Florida and 9 against UTEP in limited action due to wrist injury.
- Season-high of 9 rebounds came against Tennessee (2-4-17) and Auburn (2-7-17).
- Collected 4 steals five times and paced MSU with 50.
- 4th in the SEC with his 1.7 steals.
- Scored in double-digits 25 times.
- Was 8th in the SEC in minutes played at 31.9.
- 151 points shy of becoming the 37th player in school history to score 1,000 for a career.
- His 47 made 3-pointers were second most on the team behind Lamar Peters with 59.
- Against LSU and Alabama in the SEC Tournament, had 31 points, 9 rebounds and 4 steals.

2015-16 • Freshman

- Appeared in all 31 games for the Bulldogs and drew 17 starts.
- Was third on the team with his 12.0 scoring clip, while in SEC play he was tops at 14.9.
- Named to the SEC All-Freshman team.
- Was the SEC Freshman of the Week for the third and 15th week of the season.
- Scored a career-high 24 points against Vanderbilt on 2-16-16.
- Totaled a career-high 14 rebounds against Missouri 1-30-16.
- Two double-doubles with 18 points, 14 rebounds at Missouri and 16 points, 10 rebounds against Arkansas, both wins.
- Scored in double-digits 20 times and had 20-plus points twice.
- Had the game-winning 3-pointer at the buzzer against Vanderbilt, one of two plays he had to make the ESPN Top 10.
- His 371 points were the 7th most by an MSU freshman, along with his 42 steals and 109 3-point attempts. His 42 made 3-pointers were 6th. His 12.0 scoring clip was 6th, while his 62 made free throws tied for the 10th most.

WEATHERSPOON'S CAREER STATS

Year	GP-GS	Min/Avg	FG-A	Pct	3FM-A	Pct	FTM-A	Pct	Rebs	PF-D	A	T	B	S	Pts/Avg
2015-16	31-17	836/27.0	133/297	.448	43-109	.394	62-77	.805	146-4.7	75-1	43	45	16	42	371/12.0
2016-17	29-29	927/31.9	173-369	.469	47-126	.373	85-111	.766	148-5.1	68-1	53	64	8	50	478/16.5
TOTALS	60-46	1762/29.4	306/666	.459	90-235	.383	147-188	.782	294-4.9	143-2	96	109	24	92	849/14.2



High School

- As a senior, junior and sophomore, led Velma Jackson to the Class 3A state titles.
- As a senior, averaged 19.1 points, 3.9 assists, 5.6 rebounds and 2.8 steals and was a Clarion Ledger Dandy Dozen.
- A 4-star recruit by Scout.com that ranked as the nations 78th best player overall.
- Named to the American Family All-USA state team in Mississippi by USA Today.
- Scored 31 points twice in wins against Madison Central and Humphreys County. Also grabbed 13 rebounds against the Jaguars for the double-double.
- Defeated Aberdeen 76-38 in the championship game where he scored 28 points, 6 rebounds, 8 assists and 6 steals en route to earning MVP honors.
- In the Mississippi-Alabama All-Star game, had 12 points.
- As a junior, averaged 16.7 points and 5.9 rebounds as team finished 34-2 after beating East Side 50-35 in the state championship game.
- In the title game, he totaled 12 points, 8 rebounds, 2 assists and 4 steals.
- As a junior, had a season-high 29 points in win vs. Collins, while his season-high of 14 points came in a win against Forest Hill.
- Earned All-State and All-District honors after averaging 12 points, 4 rebounds and 5 assists as a junior.
- Led the Jags to a 25-9 record and to class 6A state championship game, where he scored 15 points in loss to Murrah.

Personal

Quindary Vonta Weatherspoon was born on Sept. 10, 1996, in Canton, Miss. ... Majoring in philosophy. ... Son of Sharon and Tommie Weatherspoon. ... His brother, Nick, is a freshman at MSU.

| Weatherspoon's Career Highs |

Points 29, Missouri (1-25-17)	3-Pointers Attempted 8, three times, last vs. Florida (2-18-17)	Assists 5, South Carolina (2-11-17)
Field Goals Made 11, Missouri (1-25-17)	Free Throws Made 8, Vanderbilt (2-16-16)	Blocks 2, three times, last vs. LSU (1-7-17)
Field Goals Attempted 20, Florida (2-18-17)	Free Throws Attempted 10, Vanderbilt (2-16-16)	Steals 4, five times, last vs. Ole Miss (2-21-17)
3-Pointers Made 6, Arkansas (1-10-17)	Rebounds 14, Missouri (1-30-16)	Minutes 41, Alabama (2-2-16)



23 Tyson CARTER

So. | G | 6-4 | 165 | Starkville, MS

2016-17 • Freshman

- Appeared in all 32 games and drew 12 starts.
- One of only four players to appear in all 32 games.
- Finished 5th on the team with his 7.5 scoring clip.
- Scored in double-digits 11 times.
- Career-best 22 points came against South Carolina on 2-11-17.
- Had four games with 2 steals.
- Season-best 6 rebounds against UTEP on 11-20-16.
- Had 17 points opening night against Norfolk State, the most by a freshman in their first game since Chancellor Nichols also had 17 against Christian Brothers in 1987-88.
- Finished third with 44 made 3-pointers, the 8th most by a freshman in school history.
- Also had 23 steals, 22 assists, 55 rebounds and 4 blocked shots.
- Never fouled out.
- In the SEC Tournament against LSU and Alabama, had 31 points, 3 steals and 2 rebounds. 18 of his total came against LSU.

High School

- Played for his father, Greg, at Starkville High School.
- Earned Gatorade Player of the Year after averaging 21 points, 5 rebounds and 4 assists per game as a senior.
- Scored 14 points in the Mississippi-Alabama All-Star basketball game in the win.
- Was tabbed the Starkville Daily Player of the Year in both 2015 and 2016.
- Named Commercial Dispatch Player of the year in both 2015 and 2016.
- Was named All-State senior year.
- Named to the Clarion Ledger's prestigious Dandy Dozen.
- Scored a career-high 43 points against Pontotoc as a senior.
- Eclipsed the 30-point mark nine times as a senior.
- Poured in 12 points against Columbus in the 2016 Class 6A title game.
- Led Starkville to the Class 6A crown as a junior after scoring 14 points against Madison Central in the title game.
- Averaged 17 points as a junior.
- Selected to the North vs. South All-Star Game following junior campaign.
- Ranked in the Top 100 by both Rivals and Scout.

CARTER'S CAREER STATS

Year	GP-GS	Min/Avg	FG-A	Pct	3FM-A	Pct	FTM-A	Pct	Rebs	PF-D	A	T	B	S	Pts/Avg
2016-17	32-12	646/20.2	84-211	.398	44-122	.361	27-33	.818	55-1.7	45-0	22	14	4	23	239/7.5
TOTALS	32-12	646/20.2	84-211	.398	44-122	.361	27-33	.818	55-1.7	45-0	22	14	4	23	239/7.5



Personal

Tyson Gregory Carter was born on January 14, 1998, in Starkville, Miss. ... Majoring in sociology ... Son of Schreese and Greg Carter. Greg lettered at MSU from 1988-91 and was an All-SEC and honorable-mention All-American standout.

| Carter's Career Highs |

Points 22, South Carolina (2-11-17)	3-Pointers Attempted 10, twice, last vs. LSU (3-8-17)	Assists 2, five times, last vs. Alabama (1-28-17)
Field Goals Made 8, South Carolina (2-11-17)	Free Throws Made 6, Boise State (11-18-16)	Blocks 1, four times, last vs. South Carolina (2-11-17)
Field Goals Attempted 15, twice, Northwestern State (11-28-16)	Free Throws Attempted 6, Boise State (11-18-16)	Steals 2, five times, last vs. LSU (3-8-17)
3-Pointers Made 5, twice, last vs. South Carolina (2-11-17)	Rebounds 6, UTEP (11-20-16)	Minutes 37, Northwestern State (11-28-16)



Sophomores



45 E.J. DATCHER

So. | C | 6-10 | 240 | Harpersville, AL

2016-17 • Freshman

- Appeared in 31 games for Mississippi State.
- Made collegiate debut against Norfolk State and totaled 2 points and 7 rebounds in 9 minutes of action. The 7 rebounds were a season-high.
- Season-high 4 points came against Southern Miss, at LSU and against Alabama in the SEC Tournament.
- SEC debut came at LSU, where in 14 minutes he had 4 points, 2 rebounds and 2 blocked shots. He hit 2 of his field goal attempts.
- Lone assist came against Texas A&M.
- Collected 6 steals, 2 against Kentucky on 1-17-17.
- Finished the year with 18 blocked shots.
- The 18 blocks were second on the team behind Aric Holman's 64.
- Had 3 blocks twice, versus Central Florida on 11-17-17 and at South Carolina on 2-28-17.
- Of his 47 total rebounds, 13 came on the offensive end.
- All 12 of his points in SEC play came on the road.
- Fouled out just once — second game of the year against Central Florida.
- In the SEC Tournament against LSU and Alabama, had 6 points, 6 rebounds and 2 blocked shots. 4 of his points and 4 of his rebounds came against the Crimson Tide.

High School

- Averaged a double-double his senior year with 14.6 points, 10.6 rebounds, 2.3 assists and 3 blocks at Vincent Middle High School.
- Led his team to the Sweet 16 of the Alabama Class 2A State Tournament as his team posted a 24-7 ledger.
- Season high of 25 points came against Shelby County and Tarrant.
- Appeared in all 31 games.
- Earned Class 2A first-team All-State award.
- Was on the A and B honor roll.
- Averaged 12 points, 7 rebounds and 2 blocked shots as a sophomore.
- Missed his entire junior year after tearing his meniscus but the Yellow Jackets made the Final 4 of the Alabama State Tournament.
- Ranked as the 307th best prospect by 24/7 sports for the class of 2016, 43rd best center, and third-best player in the state of Alabama.

DATCHER'S CAREER STATS

Year	GP-GS	Min/Avg	FG-A	Pct	3FM-A	Pct	FTM-A	Pct	Rebs	PF-D	A	T	B	S	Pts/Avg
2016-17	31-0	228/7.4	13-32	.406	0-0	.000	5-9	.556	47-1.5	59-1	1	9	18	6	31/1.0
TOTALS	31-0	228/7.4	13-32	.406	0-0	.000	5-9	.556	47-1.5	59-1	1	9	18	6	31/1.0



Personal

Elton Lynn Datcher Jr. was born on January 19, 1998, in Talladega, Ala. ... Majoring in sociology. ... Son of Elton and Dorothy Datcher.

| Datcher’s Career Highs |

Points 4, three times, last vs. Alabama (3-9-17)	3-Pointers Attempted None	Assists 1, Texas A&M (1-14-17)
Field Goals Made 2, twice, last vs. Alabama (3-9-17)	Free Throws Made 2, Southern Miss (12-19-16)	Blocks 3, twice, last vs. South Carolina (2-18-17)
Field Goals Attempted 5, Alabama (3-9-17)	Free Throws Attempted 2, three times, last vs. Alabama (1-28-17)	Steals 2, Kentucky (1-17-17)
3-Pointers Made None	Rebounds 7, Norfolk State (11-11-16)	Minutes 15, Central Florida (11-17-16)



Sophomores



34 Schnider HERARD

So. | C | 6-10 | 260 | Port-au-Prince, Haiti

2016-17 • Freshman

- Appeared in all 32 games and drew 19 starts.
- One of only four players to appear in all 32 games.
- Made collegiate debut against Norfolk State, where he scored 4 points and grabbed 4 rebounds in 17 minutes of action.
- First start came against Alabama in the SEC opener, where he had 4 points and 5 rebounds in 16 minutes.
- Scored in double-digits four times, with season-best 16 against Texas A&M on 1-14-17.
- Recorded two double-doubles — at Tennessee on 1-21-17 (14 points, 11 rebounds) and home against Tennessee on 2-4-17 (12 points, 15 rebounds).
- Had double-digit rebounds three times (12 versus Southern Miss on 12-19-16).
- Season-best 2 blocks came against Southern Miss and Georgia State.
- Attempted 103 free throws, the 8th most by an MSU freshman.
- Fouled out just once on the year — at home against Kentucky.
- Played 20-plus minutes 12 times and 30-plus twice. Season-high 32 minutes came at home against Tennessee when he had 12 points and 15 rebounds.
- Against LSU and Alabama in SEC Tournament, grabbed 5 rebounds and did not score.

High School

- The Haiti native scored 1,000-career points at Prestonwood Christian Academy in Plano, Texas.
- As a senior, averaged 17.6 points and 8.2 rebounds.
- Received 20-plus scholarship offers.
- Ranked as the 64th best recruit player in the country by ESPN.
- Named to the Max Prep Texas Top 25.
- Led his team to three 5A state championships his sophomore, junior and senior years.
- Earned first-team all-state sophomore, junior and senior years.
- As a senior, led his team a 33-4 overall record.
- Earned MVP of the 5A State Championship as a sophomore and senior.
- His senior year, scored a career-high 31 points.
- Academic wise, he earned the French Award.

HERARD'S CAREER STATS

Year	GP-GS	Min/Avg	FG-A	Pct	3FM-A	Pct	FTM-A	Pct	Rebs	PF-D	A	T	B	S	Pts/Avg
2016-17	32-19	595/18.6	56-102	.549	0-0	.000	51-103	.495	159-5.0	68-1	7	48	8	3	163/5.1
TOTALS	32-19	595/18.6	56-102	.549	0-0	.000	51-103	.495	159-5.0	68-1	7	48	8	3	163/5.1



Personal

Schneider Herard was born on October 7, 1996, in Port-au-Prince, Haiti. ... Major is undecided. ... Son of Jean Herard Lesner and Carline Bois-de-Fer.

| Herard's Career Highs |

Points 16, Texas A&M (1-14-17)	Free Throws Made 8, Tennessee (2-4-17)	Steals 1, three times, last vs. Auburn (2-7-17)
Field Goals Made 5, three times, last vs. Alabama (1-28-17)	Free Throws Attempted 14, Tennessee (2-4-17)	Minutes 32, Tennessee (2-4-17)
Field Goals Attempted 8, Tennessee (1-21-17)	Rebounds 15, Tennessee (2-4-17)	
3-Pointers Made None	Assists 2, twice, last vs. Southern Miss (12-19-16)	
3-Pointers Attempted None	Blocks 2, twice, last vs. Southern Miss (12-19-16)	



Sophomores



1 Lamar PETERS

So. | G | 6-0 | 181 | New Orleans, La.

2016-17 • Freshman

- Appeared in 30 games and drew 17 starts.
- His 10.7 average was the second-highest on the team and the 10th by an MSU freshman.
- Named to the SEC All-Freshman team.
- Led MSU with 59 made 3-pointers, the third most by a freshman in school history.
- Scored in double-digits 17 times and totaled 20-plus points four times.
- Made collegiate debut against Norfolk State. In 15 minutes, dished out 3 assists and grabbed 1 rebound.
- Scored first-career points versus UTEP in third game of the year and finished with 13.
- Earned first start against Lehigh and scored 11 points in 31 minutes.
- In SEC debut against Alabama, had 9 points and 4 assists.
- First SEC start came at LSU, where he totaled 15 points and 5 assists in MSU's win.
- Career-high 25 points came against Kentucky on 1-17-17.
- Made 7 of his 11 3-point attempts against Missouri on 1-25-17.
- His 7 made tied for the second most in school history in a single game, with the record being 8 set by four people (last by Winsome Frazier vs. UMKC on 11-23-04).
- Second on the team with 101 assists, the 5th most by an MSU freshman in school history.
- His 34 steals were the third most.
- Fouled out twice.
- Against LSU and Alabama in the SEC Tournament, he had 15 points, 5 rebounds and 6 assists.

High School

- Averaged 19.7 points and 5.0 assists as a senior for Landry-Walker High School, leading the Charging Bucs to their second-consecutive Class 5A title.
- Made 10 three-pointers in 67-61 win against University High in the Allstate Sugar Bowl National Prep Classic.
- Named 2016 Outstanding Player of the Year for area All-Metro Boys Basketball team.
- Named the 2016 Class5A Player of the Year.
- Was a first-team pick on the LSWA 5A all-state team.
- NOLA.com/Times-Picayune All-Metro Selection and MVP of District 10-5A.
- Knocked down 12 three-pointers against Chamlette.
- In the Southern Slam Tournament, his New Orleans Elite AAU team went 6-1 and defeated Team Shockack 52-47 in the finals. In the semifinals against Nikes Elfried Peyton Elite he scored 21 points.

PETER'S CAREER STATS

Year	GP-GS	Min/Avg	FG-A	Pct	3FM-A	Pct	FTM-A	Pct	Rebs	PF-D	A	T	B	S	Pts/Avg
2016-17	30-17	738/24.6	103-266	.387	59-161	.366	56-75	.747	68-3	81-2	101	68	5	34	321/10.7
TOTALS	30-17	738/24.6	103-266	.387	59-161	.366	56-75	.747	68-3	81-2	101	68	5	34	321/10.7



Personal

Lamar Anthony Peters was born on June 19, 1998, in New Orleans, La. ... Major is undecided. ... Son of Lovely Peters.

| Peter's Career Highs |

Points 25, Kentucky (1-17-17)	Free Throws Made 11, Texas A&M (1-14-17)	Blocks 2, Southern Miss (12-19-16)
Field Goals Made 9, twice, last vs. Kentucky (1-17-17)	Free Throws Attempted 11, twice, last vs. Auburn (2-7-17)	Steals 5, Texas (1-14-17)
Field Goals Attempted 16, Kentucky (1-17-17)	Rebounds 7, Kentucky (1-17-17)	Minutes 36, Auburn (2-7-17)
3-Pointers Made 7, Missouri (1-25-17)	Assists 7, four times, last vs. Georgia (2-14-17)	
3-Pointers Attempted 11, Missouri (1-25-17)		



Sophomores



2 ELI WRIGHT

So. | G | 6-4 | 190 | Owensboro, KY

2016-17 • Freshman

- Appeared in 31 games and drew one start.
- His lone start came against Northwestern State.
- In that game, he played a season-high 32 minutes and scored a career-high 11 points to go along with his season-best 7 rebounds.
- Averaged 3.5 points and 1.6 rebounds, while dishing out 7 assists and collecting 11 steals.
- In SEC games, he averaged 4.1 points.
- Also scored in double-digits against Oregon State (10) on 12-1-16.
- Made his collegiate debut against Norfolk State, logging 13 minutes of play.
- Scored his first career-points in Charleston, S.C., against Central Florida.
- Had a career-high 3 assists vs. Boise State and had 2 steals against both Oregon State and Georgia. He finished the year with 7 assists and 11 steals.
- Appeared in 17 of the 18 SEC games, missing the home game with Ole Miss.
- Best SEC games were his 9-point efforts at LSU and at Auburn.
- In his first SEC game at home against Alabama, played just 1 minute.
- Fouled out just once — at Tennessee.
- SEC high in minutes played came at South Carolina, where he played 23 minutes and scored 5 points to go along with his 1 steal.
- In the SEC Tournament against LSU and Alabama, had 5 points, 3 rebounds and 1 steal. All five of his points came against LSU, along with 2 rebounds.

High School

- Transferred to 22 Feet Academy from Apollo High School for his senior year and averaged 23.6 points.
- Had two standout games as a senior, scoring 28 points and grabbing 6 rebounds against Christ School before pouring in 20 points in a win against Oak Hill Academy at the Phenom National Showcase Breakout.
- Ranked by Rivals.com as the No. 125 national prospect in 2016.
- Selected to play in the Kentucky Derby Festival Basketball Classic, scoring 9 points and grabbing 6 rebounds.
- As a junior at Apollo, averaged 20.6 points and 7.5 rebounds and made 52 of his 136 3-point attempts.
- Named to the Courier-Journal All-State team.
- Name MVP at a Future 150 camp.

PETER'S CAREER STATS

Year	GP-GS	Min/Avg	FG-A	Pct	3FM-A	Pct	FTM-A	Pct	Rebs	PF-D	A	T	B	S	Pts/Avg
2016-17	30-1	392/13.1	36-68	.529	11-27	.407	22-31	.710	47-1.6	50-1	7	16	3	11	105/3.5
TOTALS	30-1	392/13.1	36-68	.529	11-27	.407	22-31	.710	47-1.6	50-1	7	16	3	11	105/3.5



Personal

Elijuan Donneki Wright was born on June 8, 1997, in Madisonville, Ky. ... Major is undecided. ... Son of Letetia Wright.

| Wright's Career Highs |

Points 11, Northwestern State (11-28-16)	3-Pointers Attempted 2, seven times, last vs. LSU (3-4-17)	Assists 3, Boise State (11-18-16)
Field Goals Made 4, twice, last vs. LSU (1-7-17)	Free Throws Made 3, twice, last vs. Oregon State (12-1-16)	Blocks 1, three times, last vs. Auburn (2-7-17)
Field Goals Attempted 5, twice, last vs. LSU (3-4-17)	Free Throws Attempted 5, Northwestern State (11-28-16)	Steals 2, twice, last vs. Georgia (2-14-17)
3-Pointers Made 2, twice, last vs. LSU (3-4-17)	Rebounds 7, Northwestern State (11-28-16)	Minutes 31, Northwestern State (11-28-16)



24 Abdul
ADO

Fr. | F | 6-11 | 250 | Lagos, Nigeria

High School

- Led Hamilton Heights Christian Academy to the National Christian Tournament title with a 73-44 win against Mount Mission.
- In the championship game he had 12 points, 14 rebounds, 4 assists, 1 steal and 1 block.
- Tennessee player of the year in 2016.
- Averaged 7.9 points, 8.6 rebounds and 2.7 blocks as a senior as his team posted a 27-3 ledger.
- Averaged 9.9 points, 9.8 rebounds and 5.9 blocks as a junior en route to a 28-5 record.
- Led his team to the National Christian Tournament crown in 2015 with a 47-46 win against Our Savior (NY). Where he scored 7 points and grabbed a game-high 10 rebounds.
- Averaged 9.8 points, 11.8 rebounds and 7.3 blocks as a sophomore.
- Career high of 41 points came against Bradley Central in November 2013.
- Career high of 22 rebounds came against Central Park in January 2014.
- As a sophomore he set a school record of 279 blocked shots and leading his team to a school record 34 wins.

Personal

Abdulahkim Ado was born on October 10, 1997 in Lagos, Nigeria. ... Major is undecided. Son of Salome Ado.



22 KeyShawn
FEAZELL

Fr. | F | 6-8 | 230 | New Hebron, MS

High School

- A four-year letter winner for the Lawrence County Cougars.
- As a senior, averaged 15.0 points, 10.8 rebounds, 2.5 blocked shots and 1.2 assists despite missing most of the season with a knee injury.
- Scored 20 or more points five times and had 11 double-doubles.
- Career-high 31 points came against Brookhaven.
- Had career-high 16 rebounds three times — Brookhaven and Florence as a senior and Wesson (freshman year).
- Garnered MVP honors at both the Rumble of the South and HotBed Classic.
- Was named to the Clarion-Ledger Dandy Dozen team as both a junior and senior.
- Rated as the 27th best power forward in the nation last year by Scout.com.
- Averaged 17.3 points, 8.6 rebounds and made 22 3-pointers as a junior.
- Shot 54 percent from floor and drained 22 3-pointers.
- Scored 20-plus points nine times, with season-high of 30 coming against West Lincoln.
- Recorded eight double-doubles and had a season-best 15 rebounds against Wesson.
- Played in the MAC/Mississippi Sports Medicine All-Star Classic, with the South claiming a 111-106 victory.
- As a sophomore, averaged 9.3 points and 8.5 rebounds and scored in double-digits 14 times.
- Had four double-doubles with season high in points (17) against North Pike and South Pike and season high in rebounds (15) against Biloxi.
- In 13 games as a freshman, averaged 12.5 points and 8.6 rebounds.
- Scored in double-digits eight times and had a season-high 22 points versus Prentiss.
- Posted six double-doubles, with season-high 16 rebounds against Wesson.
- Concluded career with 1,293 points, 869 rebounds, 151 assists, 97 steals and 170 blocks in 96 games.
- Comes to Mississippi State after being named the No. 2 overall player in the state of Mississippi.
- Earned academic honors after finishing with a 3.8 GPA.

Personal

KeyShawn Malik Fezell was born on October 23, 1998, in Hattiesburg, Miss. ... Majoring in sports studies. ... Son of Kentley Fezell, Stacey Newsome and Tanya Fezell.



0 Nick WEATHERSPOON

Fr. | G | 6-2 | 195 | Canton, MS

High School

- Rated the 5th best point guard in the nation by ESPN Top 100.
- No. 1 overall prospect in Mississippi.
- As a senior, led Velma Jackson to the Class 3A state championship and a 27-6 record.
- MVP of 2017 state championship game after scoring 18 points, grabbing 8 rebounds, dishing out four assists and collecting four steals against in the 46-32 win against East Side.
- In the semifinals against Holly Springs in a 67-43 points, scored a game-high 26 points to go along with his 9 rebounds, 5 assists and 4 steals.
- Averaged 23.9 points, 5.8 rebounds and 5 assists as a senior.
- Averaged 22.8 points, 5.5 rebounds and 4.2 assists as a junior.
- He shot 53 percent from the field and 35 percent beyond the arc.
- As a sophomore and freshman, won state championships with his brother, Quindndary, as a teammate.
- In the 2015 title game, the Falcons beat Aberdeen, 76-38, and he scored 7 points to go along with his 4 rebounds, 3 assists and 1 steal.
- In the 2014 finals, Velma Jackson beat East Side, 50-35. In the game, he scored 4 points, had 1 rebound and dished out 1 assist.

Personal

Nick Dwune Weatherspoon was born on November 2, 1998, in Canton, Miss. ... Son of Sharon and Tommie Weather-spoon. ... Major is undecided. ... Brother, Quindndary, is an All-SEC junior on the team.



10 Tate
CLAYTON

Fr. | G | 6-2 | 170 | Tupelo, MS

High School

- Averaged 7.2 points, 3.1 rebounds, 2.7 assists and shot 43 percent from 3-point range as a senior in leading Tupelo to a 26-5 ledger and the Class 6A state quarterfinals.
- Career-high of 17 points came against Neshoba Central, while career-best 8 rebounds was against Okolona.
- In a key game against Grenada, dished out a career high 7 assists.
- Averaged 5.3 points, 2.2 rebounds, 2 assists and shot 41 percent beyond the arc as a junior as the Golden Wave posted a 27-7 record and advance to the Class 6A semifinals.
- Was an ACT Scholar (32), a member of the Key Club and National Honor Society and finished with a 3.8 GPA.

Personal

Tate Williams Clayton was born on December 8, 1998, in Tupelo, Miss. ... Majoring in business administration ... Son of Drew and Lori Clayton. ... Brother, Reed, played basketball at MSU in 2012.



15 Drew
DAVIS

Sr. | G | 5-10 | 165 | Atlanta, GA

2016-17 • Junior

- Appeared in six games as a first-year walk-on, logging a season-high 5 minutes versus Southern Miss.
- Finished the year with 11 points and two assists.
- Had 6 points against Southern Miss in Jackson.
- On the year, was 4-of-8 shooting, 3 of 4 beyond the arc.
- Also had 1 rebound against Missouri on 1-25-17.
- In the SEC Tournament against LSU, had 3 points, 1 steal and 1 assist.

High School

- First-team All-State and made the USA Elite National Team FIBA All-Tournament team.
- Scored a school record 56 points at Kingdom Prep Academy after totaling 13 3-pointers.
- As a senior, averaged 33 points as his team posted a 31-9 ledger.
- Averaged 18 points as a junior in leading his team to an 18-7 mark.
- As a sophomore, averaged 22 points as his team posted a 32-0 record.

Personal

Linzey Drew Davis was born on May 3, 1994, in Atlanta. ... Majoring in economics. ... Son of Linzey and Kathy Davis.

DAVIS' CAREER STATS

Year	GP-GS	Min/Avg	FG-A	Pct	3FM-A	Pct	FTM-A	Pct	Rebs	PF-D	A	T	B	S	Pts/Avg
2016-17	6-0	12/2.0	4-8	.500	3-4	.750	0-0	.000	1-0.2	0-0	2	2	0	1	11/1.8
TOTALS	6-0	12/2.0	4-8	.500	3-4	.750	0-0	.000	1-0.2	0-0	2	2	0	1	11/1.8



15 T.J.
GRAY

So. | G | 6-0 | 170 | Columbus, MS

High School

- As a senior, led Columbus to a 27-5 ledger and the school's first Class 6A title with a 37-33 win against rival Starkville.
- Averaged 6 points and 8 assists.
- Career high of 12 points came against Tupelo.
- Won the Best Defensive Player award as both a junior and senior.
- As a junior, averaged 3 points and 4 assists as the Falcons finished 22-6 after losing in the first round of the playoffs.
- Took a school record six charges against Madison Central.
- Was a member of the Beta Club, National Honor Society and Spanish Honor Society.
- Finished with a 4.3 GPA and ranked ninth in his class.

Personal

Willie Tavarest Gray Jr. was born on September 14, 1997, in Columbus, Miss. ... Majoring in kinesiology. ... Son of Lestonio Yarbrough and Willie Tavarest Gray.



Walk-Ons



13 Nick SINGLETON

Jr. | G | 6-5 | 195 | Decatur, GA

2016-17 • Junior

- Appeared in seven games as a first-year walk-on.
- First action came against Central Florida on 11-17-16, where he logged 2 minutes.
- Scored a career-high 5 points against Northwestern State on 11-28-16 in a season-best 13 minutes of action.
- Had 2 rebounds against Central Florida.
- In SEC Tournament against LSU, had 1 assist and 1 rebound in two minutes.
- Finished the year with 5 points, 1 steal, 1 blocked shot, 2 assists and 1 rebound in 27 minutes.

High School

- Averaged 13 points 6 rebounds as a senior at Columbia High School as his team posted a 23-5 record.
- He led Columbia to the Class 4A state championship game as a senior in 2014, with Jonesboro claiming a 56-51 victory.
- In the title game, Singleton scored a team-high 13 points.
- Named to the DeKalb All-county team.
- In AAU action, he played for the Atlanta Celtics and averaged 17.9 points an outing.
- Member of his high school's student council and BETA Club.

Personal

Nicolas Singleton was born on February 9, 1996, in Atlanta. ... Majoring in philosophy. Son of Keith and Melissa Singleton.

SINGLETON'S CAREER STATS

Year	GP-GS	Min/Avg	FG-A	Pct	3FM-A	Pct	FTM-A	Pct	Rebs	PF-D	A	T	B	S	Pts/Avg
2016-17	7-0	27/3.9	2-7	.286	1-4	.250	0-0	.000	4-0.6	3-0	2	1	1	1	5/0.7
TOTALS	7-0	27/3.9	2-7	.286	1-4	.250	0-0	.000	4-0.6	3-0	2	1	1	1	5/0.7



5 Mitchell STORM

So. | F | 6-7 | 202 | Madison, MS

2016-17 • Junior College

- Appeared in 21 games at East Mississippi Community College and drew 17 starts for coach Billy Begley.
- Averaged 6.8 points and 3.3 rebounds.
- Scored in double-digits five times.
- Career high 19 points came against Mississippi Delta on 8-of-12 shooting.
- Second on the team with 28 made 3-pointers.
- Had 10-plus rebounds twice — 12 against Faith Prep and 15 at Coahoma.
- Had 14 assists, 11 steals and 1 blocked shot.
- Finished the 48-96 shooting, with a 28-57 mark beyond the arc.

High School

- Lettered one year at Madison Central.
- Averaged 10 points and 5 rebounds as a senior.
- Career high of 19 points came against Brandon.
- Jaguars advanced to the Class 6A state championship game as a junior.
- Was a 2014 C-Spire Scholar Athlete and a member of the 30-plus ACT Club.

Personal

John Mitchell Storm was born on January 1, 1998, in Flowood, Miss. ... Majoring in business administration. ... Son of John and Natacia Storm.



PLAYER STATS vs. SEC TEAMS

VERSUS ALABAMA

Player	G-GS	Mins	FGM-FGA	Pct	3GM-3GA	Pct	FTM-FTA	Pct	Rebs	Ast	TO	BS	Stl	Pts
Carter	3-0	55	11-19	.579	3-5	.600	2-2	1.000	3-1-0	3	0	0	2	27-9.0
Datcher	2-0	22	3-6	.500	0-0	.000	1-2	.500	5-2-5	0	1	2	0	7-3.5
Herard	3-3	53	5-9	.556	0-0	.000	6-8	.750	15-5-0	1	5	0	0	16-5.3
Holman	5-3	106	10-26	.385	1-6	.167	5-9	.556	24-4-8	1	5	7	2	28-5.2
Peters	3-1	71	10-28	.357	4-12	.333	3-5	.600	2-0-7	7	12	0	4	27-9.0
Stapleton	3-1	40	6-14	.429	1-6	.167	2-4	.500	8-2-7	0	3	0	2	15-5.0
Weatherspoon	5-5	180	19-57	.333	5-19	.263	10-13	.769	29-5-8	5	12	2	7	53-10.6
Wright	3-0	27	2-4	.500	0-1	.000	1-1	1.000	2-0-7	0	0	0	0	5-1.7

VERSUS ARKANSAS

Player	G-GS	Mins	FGM-FGA	Pct	3GM-3GA	Pct	FTM-FTA	Pct	Rebs	Ast	TO	BS	Stl	Pts
Carter	1-0	10	1-4	.250	1-3	.333	0-0	.000	0-0-0	0	0	0	0	3-3.0
Datcher	1-0	7	0-1	.000	0-0	.000	0-0	.000	2-2-0	0	0	0	0	0-0.0
Herard	1-1	15	1-3	.333	0-0	.000	2-5	.400	4-4-0	0	4	0	0	4-4.0
Holman	3-1	52	6-11	.545	1-2	.500	3-7	.429	19-6-3	5	3	5	0	16-5.3
Peters	1-1	30	5-12	.417	4-10	.400	0-0	.000	3-0-0	2	3	0	0	14-14.0
Stapleton	1-0	14	2-5	.400	0-2	.000	6-7	.857	7-7-0	0	0	0	1	10-10.0
Weatherspoon	3-2	85	15-32	.469	8-14	.571	8-10	.800	22-7-3	6	2	2	5	46-15.3
Wright	1-0	3	1-2	.500	0-0	.000	0-0	.000	2-2-0	0	0	0	0	2-2.0

VERSUS AUBURN

Player	G-GS	Mins	FGM-FGA	Pct	3GM-3GA	Pct	FTM-FTA	Pct	Rebs	Ast	TO	BS	Stl	Pts
Carter	1-0	13	1-6	.167	0-2	.000	0-0	.000	1-1-0	0	1	0	0	2-2.0
Datcher	1-0	6	0-1	.000	0-0	.000	0-0	.000	0-0-0	0	0	0	1	0-0.0
Herard	1-1	27	1-5	.200	0-0	.000	4-6	.667	6-6-0	0	0	0	1	6-6.0
Holman	2-1	28	4-9	.444	0-3	.000	2-3	.667	9-4-5	1	2	2	1	10-5.0
Peters	1-1	36	5-12	.417	3-8	.375	10-11	.909	2-2-0	7	4	0	1	23-23.0
Stapleton	1-0	22	1-2	.500	0-1	.000	1-3	.333	1-1-0	0	2	1	0	3-3.0
Weatherspoon	2-1	63	12-29	.414	7-11	.636	10-10	1.000	15-7-5	2	5	0	3	41-20.5
Wright	1-0	21	3-3	1.000	2-2	1.000	1-2	.500	2-2-0	0	0	1	0	9-9.0

VERSUS FLORIDA

Player	G-GS	Mins	FGM-FGA	Pct	3GM-3GA	Pct	FTM-FTA	Pct	Rebs	Ast	TO	BS	Stl	Pts
Carter	1-0	12	0-2	.000	0-2	.000	1-2	.500	2-2-0	1	1	0	0	1-1.0
Datcher	1-0	1	0-0	.000	0-0	.000	0-0	.000	0-0-0	0	0	0	0	0-0.0
Herard	1-1	23	1-1	1.000	0-0	.000	3-6	.500	7-7-0	0	1	0	0	5-5.0
Holman	2-0	31	5-8	.625	0-2	.000	0-1	.000	12-6-0	0	3	2	2	10-5.0
Peters	1-1	28	3-12	.250	1-8	.125	1-2	.500	5-5-0	2	1	0	4	8-8.0
Stapleton	1-0	16	2-8	.250	0-2	.000	1-3	.333	5-5-0	0	0	0	0	5-5.0
Weatherspoon	2-2	67	14-31	.452	1-10	.100	2-2	1.000	10-5-0	4	2	1	3	31-15.5
Wright	1-0	8	1-1	1.000	0-0	.000	0-0	.000	0-0-0	0	1	0	0	2-2.0

VERSUS GEORGIA

Player	G-GS	Mins	FGM-FGA	Pct	3GM-3GA	Pct	FTM-FTA	Pct	Rebs	Ast	TO	BS	Stl	Pts
Carter	1-0	6	1-2	.500	0-1	.000	0-0	.000	0-0-0	1	0	0	0	2-2.0
Datcher	1-0	8	1-1	1.000	0-0	.000	0-0	.000	0-0-0	0	1	0	0	2-2.0
Herard	1-1	27	2-5	.400	0-0	.000	0-0	.000	2-2-0	0	1	1	0	4-4.0
Holman	3-1	40	4-9	.444	1-2	.500	0-0	.000	5-1-7	0	3	3	2	9-3.0
Peters	1-1	27	5-15	.333	3-7	.429	1-2	.500	5-5-0	7	4	0	0	14-14.0
Stapleton	1-0	18	4-8	.500	3-4	.750	0-0	.000	3-3-0	0	2	1	0	11-11.0
Weatherspoon	3-3	89	12-34	.353	3-13	.231	8-10	.800	14-4-7	6	5	0	3	35-11.7
Wright	1-0	16	1-1	1.000	0-0	.000	0-0	.000	1-1-0	1	0	0	2	2-2.0

VERSUS KENTUCKY

Player	G-GS	Mins	FGM-FGA	Pct	3GM-3GA	Pct	FTM-FTA	Pct	Rebs	Ast	TO	BS	Stl	Pts
Carter	1-0	7	0-0	.000	0-0	.000	0-0	.000	1-1-0	1	0	0	0	0-0.0
Datcher	1-0	5	0-0	.000	0-0	.000	0-0	.000	0-0-0	0	0	0	2	0-0.0
Herard	1-1	11	3-4	.750	0-0	.000	1-4	.250	5-5-0	0	3	0	0	7-7.0
Holman	2-1	30	3-7	.429	0-0	.000	0-0	.000	4-2-0	2	3	2	1	6-3.0
Peters	1-1	35	9-16	.563	2-5	.400	5-8	.625	7-7-0	2	5	0	0	25-25.0
Stapleton	1-0	17	3-7	.429	1-4	.250	2-2	1.000	0-0-0	0	3	0	1	9-9.0
Weatherspoon	2-1	49	10-20	.500	1-7	.143	2-4	.500	6-3-0	2	4	0	6	23-11.5
Wright	1-0	8	1-2	.500	0-0	.000	0-0	.000	0-0-0	0	0	0	1	2-2.0

PLAYER STATS vs. SEC TEAMS



VERSUS LSU

Player	G-GS	Mins	FGM-FGA	Pct	3GM-3GA	Pct	FTM-FTA	Pct	Rebs	Ast	TO	BS	Stl	Pts
Carter	3-0	49	9-20	.450	5-13	.385	0-0	.000	3-1.0	1	0	0	3	23-7.7
Datcher	3-0	40	3-5	.600	0-0	.000	0-0	.000	7-2.3	0	0	2	0	6-2.0
Davis	1-0	1	1-2	.500	1-1	1.000	0-0	.000	0-0.0	1	0	0	1	3-3.0
Herard	3-3	47	7-13	.538	0-0	.000	3-4	.750	10-3.3	2	3	0	0	17-5.7
Holman	4-3	82	16-32	.500	2-9	.222	9-11	.818	21-5.3	4	5	6	1	43-10.8
Peters	3-1	67	10-24	.417	5-13	.385	5-6	.833	6-2.0	13	4	0	5	30-10.0
Singleton	1-0	2	0-1	.000	0-1	.000	0-0	.000	1-1.0	1	0	0	0	0-0.0
Stapleton	3-0	49	12-19	.632	5-9	.556	2-3	.667	8-2.7	2	2	1	5	31-10.3
Weatherspoon	4-4	117	24-41	.585	4-14	.286	11-14	.786	23-5.8	5	11	3	8	63-15.8
Wright	3-0	30	9-11	.818	4-4	1.000	0-2	.000	4-1.3	0	1	0	2	22-7.3

VERSUS MISSOURI

Player	G-GS	Mins	FGM-FGA	Pct	3GM-3GA	Pct	FTM-FTA	Pct	Rebs	Ast	TO	BS	Stl	Pts
Carter	1-0	5	1-1	1.000	0-0	.000	0-0	.000	2-2.0	0	0	0	0	2-2.0
Datcher	1-0	4	0-1	.000	0-0	.000	0-0	.000	1-1.0	0	0	0	0	0-0.0
Davis	1-0	1	0-1	.000	0-0	.000	0-0	.000	1-1.0	0	0	0	0	0-0.0
Herard	1-1	19	1-2	.500	0-0	.000	1-7	.143	4-4.0	0	0	0	0	3-3.0
Holman	2-1	39	2-9	.222	0-2	.000	2-5	.400	4-2.0	1	2	5	0	6-3.0
Peters	1-1	20	8-12	.667	7-11	.636	0-0	.000	1-1.0	2	1	1	1	23-23.0
Stapleton	1-1	10	2-5	.400	1-1	1.000	0-0	.000	1-1.0	0	1	0	0	5-5.0
Weatherspoon	2-2	64	18-32	.563	4-10	.400	7-10	.700	22-11.0	5	4	0	2	47-23.5
Wright	1-0	17	3-4	.750	1-1	1.000	0-0	.000	0-0.0	0	1	0	0	7-7.0

VERSUS OLE MISS

Player	G-GS	Mins	FGM-FGA	Pct	3GM-3GA	Pct	FTM-FTA	Pct	Rebs	Ast	TO	BS	Stl	Pts
Carter	2-0	44	3-12	.250	2-7	.286	0-0	.000	5-2.5	1	2	1	1	8-4.0
Datcher	2-0	6	0-0	.000	0-0	.000	0-0	.000	0-0.0	0	2	0	0	0-0.0
Herard	2-2	48	4-6	.667	0-0	.000	4-11	.364	9-4.5	0	5	1	1	12-6.0
Holman	4-1	49	5-10	.500	2-5	.400	0-2	.000	11-2.8	2	5	6	0	12-3.0
Peters	2-2	50	6-18	.333	3-11	.273	4-7	.571	3-1.5	7	6	0	3	19-9.5
Stapleton	2-0	40	6-15	.400	0-6	.000	5-6	.833	10-5.0	1	1	2	2	17-8.5
Weatherspoon	4-4	140	25-52	.481	7-19	.368	6-7	.857	21-5.3	5	12	1	9	63-15.8
Wright	1-0	20	0-1	.000	0-1	.000	2-2	1.000	3-3.0	1	4	0	0	2-2.0

VERSUS SOUTH CAROLINA

Player	G-GS	Mins	FGM-FGA	Pct	3GM-3GA	Pct	FTM-FTA	Pct	Rebs	Ast	TO	BS	Stl	Pts
Carter	2-0	57	12-24	.500	8-19	.421	1-3	.333	4-2.0	0	1	1	2	33-16.5
Datcher	2-0	13	1-2	.500	0-0	.000	1-1	1.000	2-1.0	0	0	4	1	3-1.5
Herard	2-2	33	4-5	.800	0-0	.000	0-1	.000	6-3.0	0	7	0	0	8-4.0
Holman	4-0	63	9-15	.600	2-3	.667	2-2	1.000	17-4.3	2	4	5	2	22-5.5
Peters	2-2	42	3-14	.214	2-9	.222	1-2	.500	7-3.5	7	7	1	1	9-4.5
Stapleton	2-2	44	4-9	.444	1-5	.200	2-2	1.000	3-1.5	1	1	0	0	11-5.5
Weatherspoon	3-3	91	13-35	.371	4-13	.308	8-11	.727	16-5.3	6	5	1	4	38-12.7
Wright	2-0	44	4-8	.500	2-4	.500	2-2	1.000	7-3.5	0	3	0	1	12-6.0

VERSUS TENNESSEE

Player	G-GS	Mins	FGM-FGA	Pct	3GM-3GA	Pct	FTM-FTA	Pct	Rebs	Ast	TO	BS	Stl	Pts
Carter	2-0	30	6-14	.429	3-8	.375	0-0	.000	0-0.0	0	0	0	1	15-7.5
Datcher	2-0	14	0-1	.000	0-0	.000	0-0	.000	2-1.0	0	1	0	0	0-0.0
Herard	2-2	52	7-13	.538	0-0	.000	12-22	.545	26-13.0	0	3	1	0	26-13.0
Holman	3-2	39	4-11	.364	0-4	.000	0-2	.000	11-3.7	0	4	4	0	8-2.7
Peters	2-2	60	5-18	.278	1-11	.091	4-6	.667	4-2.0	14	2	0	2	15-7.5
Singleton	1-0	1	0-0	.000	0-0	.000	0-0	.000	0-0.0	0	0	0	0	0-0.0
Stapleton	2-0	43	7-17	.412	1-5	.200	2-6	.333	13-6.5	1	2	1	4	17-8.5
Weatherspoon	3-3	100	14-41	.341	4-12	.333	9-16	.563	14-4.7	1	6	2	2	41-13.7
Wright	2-0	16	2-4	.500	0-1	.000	0-1	.000	6-3.0	0	0	1	0	4-2.0



PLAYER STATS vs. SEC TEAMS

VERSUS TEXAS A&M

Player	G-GS	Mins	FGM-FGA	Pct	3GM-3GA	Pct	FTM-FTA	Pct	Rebs	Ast	TO	BS	Stl	Pts
Carter	1-0	6	0-3	.000	0-3	.000	0-0	.000	0-0-0	0	1	0	0	0-0-0
Datcher	1-0	7	0-1	.000	0-0	.000	0-0	.000	0-0-0	1	1	1	0	0-0-0
Herard	1-1	24	5-7	.714	0-0	.000	6-8	.750	4-4-0	0	1	0	0	16-16.0
Holman	3-1	40	4-7	.571	1-4	.250	2-2	1.000	6-2-0	0	3	4	1	11-3.7
Peters	1-1	31	1-7	.143	1-5	.200	11-11	1.000	2-2-0	4	3	0	5	14-14.0
Stapleton	1-0	7	1-2	.500	0-0	.000	1-2	.500	0-0-0	0	0	0	0	3-3.0
Weatherspoon	3-2	93	16-31	.516	5-11	.455	2-4	.500	10-3-3	6	4	3	5	39-13.0
Wright	1-0	3	0-0	.000	0-0	.000	0-0	.000	0-0-0	0	0	0	0	0-0-0

VERSUS VANDERBILT

Player	G-GS	Mins	FGM-FGA	Pct	3GM-3GA	Pct	FTM-FTA	Pct	Rebs	Ast	TO	BS	Stl	Pts
Carter	1-0	17	1-6	.167	0-3	.000	0-0	.000	1-1-0	1	0	0	1	2-2.0
Datcher	1-0	7	0-1	.000	0-0	.000	0-0	.000	2-2-0	0	0	0	0	0-0-0
Herard	1-0	14	1-2	.500	0-0	.000	0-0	.000	0-0-0	0	1	0	0	2-2.0
Holman	2-2	28	1-8	.125	1-2	.500	2-4	.500	7-3-5	0	6	0	0	5-2.5
Peters	1-1	26	1-7	.143	0-3	.000	5-6	.833	3-3-0	2	3	0	2	7-7.0
Stapleton	1-0	21	1-2	.500	1-2	.500	2-2	1.000	1-1-0	1	2	1	1	5-5.0
Weatherspoon	2-2	65	12-23	.522	7-9	.778	8-10	.800	9-4-5	3	2	1	1	39-19.5
Wright	1-0	12	1-1	1.000	1-1	1.000	2-2	1.000	4-4-0	0	0	0	0	5-5.0

SEC TOURNAMENT

Player	G-GS	Mins	FGM-FGA	Pct	3GM-3GA	Pct	FTM-FTA	Pct	Rebs	Ast	TO	BS	Stl	Pts
Carter	2-0	42	13-23	.565	5-12	.417	0-0	.000	2-1-0	0	0	0	3	31-15.5
Datcher	2-0	26	3-6	.500	0-0	.000	0-0	.000	6-3-0	0	1	2	0	6-3.0
Davis	1-0	1	1-2	.500	1-1	1.000	0-0	.000	0-0-0	1	0	0	1	3-3.0
Herard	2-2	19	0-6	.000	0-0	.000	0-0	.000	5-2-5	0	2	0	0	0-0-0
Holman	3-2	57	8-15	.533	0-4	.000	2-3	.667	10-3-3	2	4	6	1	18-6.0
Peters	2-0	37	6-16	.375	3-6	.500	0-0	.000	5-2-5	6	3	0	3	15-7.5
Singleton	1-0	2	0-1	.000	0-1	.000	0-0	.000	1-1-0	1	0	0	0	0-0-0
Stapleton	2-0	43	6-12	.500	3-7	.429	3-3	1.000	10-5-0	1	4	0	3	18-9.0
Weatherspoon	3-3	90	13-29	.448	0-7	.000	9-11	.818	15-5-0	4	4	1	5	35-11.7
Wright	2-0	22	2-3	.667	1-1	1.000	0-0	.000	3-1-5	0	1	0	1	5-2.5

MISSISSIPPI STATE



2017-18 MISSISSIPPI STATE COACHING STAFF





BEN HOWLAND



BEN HOWLAND

Head Coach | Third Year

When it became public that Ben Howland would be Mississippi State's 20th head coach in school history, the nation quickly took notice.

After all, the California native has an extremely impressive resume that features 431 wins, three Final Four berths and an appearance in the NCAA title game.

Nearly as important, he owns a great reputation as one of the game's top recruiters, and he didn't disappoint when he landed a Top 5 class his

first year in Starkville that was highlighted by the signing of three Top 100 players.

Immediately, the Bulldog fan base became excited again with hopes of returning to the days where 20-win seasons and trips to the NCAA Tournament were the norm.

Basketball pundits even said his hiring was the best in all of college basketball, and it was a hiring that brought numerous national writers to campus looking to capture Howland's return to the court in hopes of making the Bulldogs a power again.

HEAD BASKETBALL COACH

BEN HOWLAND



In three different stops as a head coach, Ben Howland has established himself as a proven winner en route to leading his teams to the NCAA Tournament. Entering this third year in Starkville, he's on track to return Mississippi State back to the postseason.

On March 23, 2015, the highly-respected Howland was introduced as the 20th head basketball coach in school history.

Now in his 22nd season roaming the sidelines, Howland, 59, owns an overall coaching record of 431-239 with stints at Northern Arizona (1995-99), Pittsburgh (2000-03) and UCLA (2004-13).

In his first season in Starkville, he guided the Bulldogs to an 14-17 record and produced the fourth-best recruiting class in the country.

Under his tutelage, forward Gavin Ware was named third-team All-SEC, while newcomer Quindary Weatherspoon was named to the SEC All-Freshman team before being tabbed preseason second-team All-SEC in October of 2016.

In year No. 2, the Bulldogs improved to 16-16 and advanced to the second round of the SEC Tournament.

Quindary Weatherspoon showed

great progress en route to earning second-team All-SEC honors, while Lamar Peters was named to the SEC All-Freshman team.

Entering season No. 3, excitement is high as traditionally it's the third year he lands his team in the NAAs.

He'll have experience, starting with Weatherspoon, who in October was named second-team preseason All-SEC.

"I am impressed with Coach Howland's resume," MSU president Dr. Mark E. Keenum said. "He has been successful at the highest levels of college basketball, and I have every confidence he will bring that same proven, winning formula to Mississippi State as well."

In 10 seasons at powerhouse UCLA, Howland led the Bruins to the NCAA Tournament seven times, highlighted by three-consecutive Final Four appearances (2006-08) in addition to four Pac-10 regular-season crowns (2006, 07, 08 and 13). He was the Bruins' first coach since the late John Wooden to win three-straight conference titles (2006-08), and is the only head coach other than the legendary Wooden to have led UCLA to three consecutive NCAA Final Four appearances.

Championship Game

In 2005-06, Howland's UCLA team advanced to the championship game – its first since winning the 1995 NCAA title – where it lost to Florida. The Bruins recorded 32 victories that season, tying the then-school record of 32 wins set in 1995.

During his illustrious tenure in Los Angeles, Howland compiled a 233-107 record (.682 winning percentage), including a 121-59 mark in conference play. In his last nine years, the Bruins finished in the top three of the conference standings an impressive seven times.

In his 21-year career as a head coach, Howland has led his teams to the NCAA Tournament 10 times and to the "Sweet 16" five times, in addition to the three Final Fours at UCLA. He has been a Conference Coach of the Year in three different leagues – 2006, Pac-10 Coach of the Year at UCLA; 2002, Big East Coach of the Year at Pittsburgh; 1997, Big Sky Coach of the Year at Northern Arizona.

30 Wins Again

In 2008, Howland became one of three coaches in NCAA Division I history to win at least 30 games in three consecutive seasons, joining Adolph Rupp (Kentucky, 1947-49) and John Calipari (2006-08). His 97 victories from 2006-08 stand as the most by any UCLA head coach in a three-year span.

During his tenure at UCLA, Howland had a Pac-12 best 18 players selected in the NBA draft, a total that ranked in the Top 5 nationally. The Bruins' 13 NBA draft selections ranked among the Top 5 nationally from 2004 through 2013.

Prior to his stint at UCLA, Howland spent four seasons building the Pittsburgh men's basketball program into one of the finest in the nation, compiling an 89-40 ledger from 2000-03. His final two seasons, he guided Pittsburgh to a 57-11 mark, logging an 83.8 winning percentage that ranked second nationally during that period.

The Panthers reached the "Sweet 16" both years and captured the 2003 Big East Tournament crown. In 2002-03, Howland led Pittsburgh to a 28-5 overall record and a No. 4 ranking in the final Associated Press poll. Pitt held the nation's No. 2 ranking for eight weeks during the season.

In 2001-02, Howland guided Pittsburgh to a school-record 29 wins, surpassing the former school record of 25 victories set in 1973-74. He be-



"Ben Howland has instantly transformed Mississippi State into one of the up and coming programs in college basketball. The caliber of talent that's arrived in Starkville since Ben's arrival is unmatched in the Bulldogs' history and everyone in college basketball fully expects it to continue." — Jon Rothstein, *College Basketball Insider*, CBS Sports.



BEN HOWLAND



On the day he was announced as Mississippi State's 20th head coach in school history in March of 2015, Ben Howland was joined by his wife, Kim, and daughter, Meredith.

came the first Pittsburgh head coach in 26 years to garner National Coach of the Year honors as he earned nine coaching awards including the Associated Press, Naismith, Henry Iba and the Sporting News national accolades, along with Big East Coach of the Year honors.

First Gig As Head Coach

Howland's first head coaching gig was at Northern Arizona, where he orchestrated one of the best turnarounds in NCAA history. His highly successful five-year tenure (1995-99) saw him transform the Lumberjacks from one of the nation's weakest programs into a consistent NCAA Tournament contender.

In his final season (1998-99), NAU posted a 21-8 record, its third-consecutive year with 20+ wins. Howland's first two teams at Northern Arizona finished 9-17 (1994-95) and 7-19 (1995-96), finishing in seventh-place each season. However, his 1996-97 squad went 21-7, set the school-record for wins and achieved the 10th best single-season turnaround in NCAA men's basketball history.

Northern Arizona captured the Big Sky regular-season championship by three games and advanced to the Na-

- tional Invitation Tournament (NIT).
- Howland was named the conference's Coach of the Year.

First NCAA Appearance

- The following season (1997-98), Howland guided the Lumberjacks to the NCAA Tournament for the first time in school history after capturing the Big Sky Tournament championship and second straight regular-season title. In a first-round NCAA Tournament game against No. 2-seed Cincinnati, Northern Arizona led the heavily favored Bearcats for the majority of the game before losing, 65-62, on a last-second three-pointer.

- Howland earned his bachelor's degree in physical education from Weber State (1979) and a master's degree in administration and physical education from Gonzaga (1981).

- Howland and his wife, Kim, a former Weber State cheerleader, have two children – Meredith and Adam – and two grandsons, Benjamin Clark Howland II and Eli, the sons of Adam and his wife, Brittney.



In each of his last three stops, Ben Howland got his team to the NCAAs the third year.

BEN HOWLAND



Howland's Year-By-Year Record

Northern Arizona (1994-99)			
Year	Overall Record	Big Sky Record	Postseason
1995	9-17	4-10 (7th)	
1996	7-19	3-11 (7th)	
1997	21-7	13-1 (1st)	NIT First Round
1998	21-8	12-2 (1st)	NCAA First Round
1999	21-8	12-4 (92nd)	
Totals	79-59 (.572)	44-28 (.611)	

Pittsburgh (2000-03)			
Year	Overall Record	Big East Record	Postseason
2000	13-15	5-11 (11th)	
2001	19-14	7-9 (5th West)	NIT Second Round
2002	29-6	13-3 (1st West)	NCAA Sweet 16
2003	28-5	13-3 (T1st West)	NCAA Sweet 16
Totals	89-40 (.690)	38-26 (.594)	

UCLA (2004-13)			
Year	Overall Record	Pac-10/12 Record	Postseason
2004	11-17	7-11 (1T7th)	
2005	18-11	11-7 (T3rd)	NCAA First Round
2006	32-7	14-4 (1st)	NCAA Runner-up
2007	30-6	15-3 (1st)	NCAA Final Four
2008	35-4	16-2 (1st)	NCAA Final Four
2009	26-9	13-5 (2nd)	NCAA Second Round
2010	14-18	8-10 (T5th)	
2011	23-11	13-5 (2nd)	NCAA Second Round
2012	19-14	11-7 (T5th)	
2013	25-10	13-5 (1st)	NCAA First Round
Totals	233-107 (.685)	121-59 (.672)	

Mississippi State (2015-Present)			
Year	Overall Record	SEC Record	Postseason
2016	14-17	7-11 (11th)	
2017	16-16	6-12 (12th)	
Totals	30-33 (.476)	13-23 (.361)	
OVERALL 431-239			

Howland File

Birthday

May 28, 1957

Family

Wife: Kim (Zahnow)
Children: Adam, Meredith
Grandchildren: Ben, Eli

Educational Background

High School: Cerritos HS, 1976
College: Weber State, 1979
Grad School: Gonzaga, 1981

Playing Experience

Two years at Santa Barbara City College and then transferred to Weber State.

Coaching Experience

1981: Graduate Assistant At Gonzaga
1982-94: Assistant Coach at California-Santa Barbara
1995-99: Head Coach at No. Arizona
2000-03: Head Coach at Pittsburgh
2004-2013: Head Coach at UCLA
2015: Head Coach at Mississippi State
(Named MSU's coach on March 23, 2015)

Howland's Record Against All Opponents

Alabama	2-4	George Washington	1-0	Nevada	1-0	Southwest Texas	0-1	
Albany	1-0	Georgetown	5-4	New Mexico State	2-0	St. Bonaventure	2-0	
Appalachian State	1-0	Georgia	1-4	New Orleans	2-0	St. Francis (N.Y.)	2-0	
Arizona	14-11	Georgia State	1-0	Norfolk State	3-0	St. Francis (Pa.)	4-0	
Arizona State	17-8	Georgia Tech	1-0	North Carolina A&T	1-0	St. Johns	2-3	
Arkansas	2-2	Gonzaga	1-0	North Carolina Central	1-0	St. Martin's	1-0	
Arkansas-Pine Bluff	1-0	Idaho	1-3	Northern Arizona	1-0	Stanford	14-7	
Auburn	1-1	Idaho State	8-3	Northern Colorado	1-0	Stephen F. Austin	1-1	
Belmont	1-0	Illinois State	1-0	Notre Dame	5-8	Syracuse	4-5	
Boise State	1-4	Indiana	2-0	Northwestern State	2-0	Temple	1-0	
Boston College	4-2	Indiana State	1-0	Oakland	1-0	Tennessee	1-3	
Butler	0-1	IUPUI	1-0	Occidental College	1-0	Tennessee Martin	1-0	
BYU	2-0	James Madison	1-0	Ohio State	2-0	Texas	1-3	
Cal Poly	2-2	Kansas	1-3	Ole Miss	1-3	Texas A&M	3-2	
Cal State Bakersfield	1-0	Kent State	0-1	Oral Roberts	0-2	Texas Arlington	1-1	
Cal State Fullerton	1-1	Kentucky	1-3	Oregon	12-8	Texas El Paso	1-0	
Cal State Northridge	9-2	Lehigh	0-1	Oregon State	17-4	Texas Tech	0-2	
CSU San Bernardino	1-0	Long Beach State	3-1	Pacific	1-0	Texas Pan American	2-0	
California	17-10	Louisiana Tech	1-0	Penn State	2-1	Texas Southern	1-0	
Central Conn. State	1-0	Loyola Marymount	3-2	Pennsylvania	1-0	Tulane	1-0	
Central Florida	0-1	LSU	4-1	Pepperdine	4-0	UC Davis	3-0	
Chaminade (Hawaii)	3-0	Marist	1-0	Pittsburgh	1-0	UC Irvine	5-1	
Chicago State	1-0	Marquette	0-1	Portland	0-1	UC Riverside	2-0	
Cincinnati	0-1	Maryland	1-0	Portland State	5-3	UC Santa Barbara	0-1	
Co. of Notre Dame	1-0	McNeese State	1-0	Prairie View A&M	2-0	UCLA	0-1	
Colorado	2-0	Memphis	1-2	Providence	3-1	UNLV	0-1	
Colorado College	2-0	Mercer	1-0	Rhode Island	2-0	Utah	2-1	
Colorado State	1-0	Miami	3-4	Richmond	1-0	Vanderbilt	1-1	
Concordia (Calif.)	0-1	Miami (OH)	1-0	Robert Morris	4-0	Vermont	1-0	
Connecticut	2-3	Michigan	4-3	Rutgers	6-1	Villanova	3-3	
Coppin State	1-0	Michigan State	3-1	Sacramento State	7-2	VCU	1-3	
Davidson	1-0	Middle Tenn. State	0-1	Sam Houston State	2-1	Virginia Tech	2-0	
Delaware State	2-0	Minnesota	0-1	San Diego	0-3	Wagner	2-0	
DePaul	1-0	Mississippi State	0-2	San Diego State	0-1	Washington	10-11	
Drexel	1-0	MVSU	1-0	San Jose State	1-0	Washington State	18-3	
Duquesne	3-1	Missouri	3-0	Savannah State	1-0	Weber State	3-9	
East Carolina	0-1	Missouri State	1-0	Seton Hall	1-2	West Virginia	5-4	
East Tennessee State	0-1	Missouri-Kansas City	1-1	Sonoma State	1-0	Western Illinois	2-0	
Eastern Illinois	1-0	Montana	6-5	South Florida	0-1	Western Kentucky	1-0	
Eastern Washington	11-1	Montana State	9-3	Southeast Louisiana	1-0	Western Oregon	1-0	
Elon	1-0	Montana Tech	1-0	Southern Cal	14-9	Wright State	1-0	
Florida	0-5	Morehead State	1-0	South Carolina	1-3	Wyoming	1-0	
Florida International	2-1	Morgan State	1-0	Southern Illinois	1-0	Xavier	1-0	
Florida State	0-1	Morris Brown	1-0	Southern Miss	1-0	Yale	1-0	
Fresno State	1-0	N. Mexico Highlands	1-0	Southern University	0-1	Youngstown State	1-0	
George Mason	1-0	Nebraska	1-1	Southern Utah	3-1			
							TOTAL:	431-239



GEORGE BROOKS

ASSISTANT COACH, 7TH YEAR



Following a successful 12-year stint at the junior college ranks where he guided his team to numerous titles, George Brooks begins his seventh year at Mississippi State after being rehired by Ben Howland on March 27, 2015.

Brooks, 44, needed little introduction to the MSU family upon his

arrival, as he played for the Bulldogs from 1992-94 before earning his degree in 1997.

He was also a student-assistant under Richard Williams in 1996 when MSU advanced to the Final Four.

Brooks' main responsibilities at MSU are working with forwards, assisting with scouting reports and all aspects of recruiting.

A native of Lafayette, Ala., Brooks, who also coached under Rick Stansbury and Rick Ray, came to Mississippi State following a stellar prep career at Lafayette High School under coach John T. Woody.

A three-year starter, he was instrumental in guiding his team to a three-year composite record of 64-20, while leading his team to the Alabama Class 3A title in 1989 as a sophomore.

The All-State performer was also a three-time Opelika-Auburn News All-Area and Valley Times News All-Valley basketball honoree.

As a senior, he averaged 16 points, 14 rebounds, seven blocked shots and three assists en route to being named to the Birmingham Post-Herald's "Ten Most Wanted List."

Yet, he wasn't just a one-sport standout, as he was also a three-time All-State tight end in football. But when it came time to choose which sport to play in college, his heart led him to the basketball court.

From 1992-94, Brooks appeared in 67 games as a reserve backup.

But following the 1994 campaign, Brooks decided to transfer to West Georgia for his final season of eligibility, where he played for Braves coach Ed Murphy.

In his one season at West Georgia, Brooks started 22 of the 25 games he participated.

He averaged 6.5 points and scored in double-digits six times, while averaging 5.6 rebounds an outing.

He totaled a career-high of 13 points on three occasions, while his best outing on the boards was 11 rebounds.

Following his stint at West Georgia, he returned to Mississippi State as a student-assistant coach for one season.

Then the call came from Meridian Community College, where he spent his first year as an assistant.

But after just two seasons, he was promoted to head coach, where he spent 11 years overseeing the Eagles' program.

During his tenure, Brooks led Meridian to numerous Mississippi-Louisiana Conference titles and berths to the NJCAA Region 23 tournaments.

He was also instrumental in seeing more than 20 of his players sign with NCAA programs, including Jamal Edmondson who played at MSU from 2005-06.

In addition, he also coached two standouts that would go on to enjoy NBA careers — Jamario Moon and Ronald Murray.

At Mississippi State, he's helped developed forwards Arnett Moultrie, a first-round draft choice in the 2012 NBA draft. Brooks was also been key in the development of Gavin Ware, who was named to the 2013 SEC All-Fresh-

PERSONAL BACKGROUND

Birthdate: January 20, 1973
Hometown: Lafayette, AL

EDUCATION

High School: Lafayette HS, 1992
College: Mississippi State, 1997

COACHING EXPERIENCE

1995-96: Student assistant coach, Mississippi State
1997-99: Assistant, Meridian CC
2000-2010: Head coach, Meridian CC
2011-Present: Assistant, Mississippi State

man team and graduated in the Top 20 of both scoring and rebounding.

From a recruiting standpoint, he was instrumental in the Bulldogs landing the highly-touted Craig Sword, the Alabama player of the year coming out of high school who earned SEC All-Freshman honors while being tabbed second-team All-SEC as junior and third-team as a senior. In 2015, Sword cemented his place in school history when he became the 34th Bulldog to reach 1,000 points for his career.

Brooks, named as the second-best recruiter in the SEC by Sporting News, also oversaw the recruiting of Quincy Weatherpoon, a four-star recruit out Velma Jackson ranked as the No. 2 prospect in Mississippi and the No. 32 shooting guard in the country.

In addition, he was key in MSU recording a consensus Top 5 recruiting class two years ago with the signing Tyson Carter and E.J. Datcher. And it was his efforts that brought KeyShawn Feazell to campus in August.

Brooks and his wife, Kalia, are the parents of two sons, Garrison (18) and Justin (17) and two daughters, Katelyn (11) and Karrie (9).



George Brooks is in his seventh season as an assistant at Mississippi State.

KOREY MCCRAY



ASSISTANT COACH, 3RD YEAR



Entering his third year as an assistant at Mississippi State, Korey McCray was one of Ben Howland's first hires after becoming the 20th head coach in school history.

But the two are certainly no strangers.

Prior to spending the 2013-14 campaign at LSU, McCray spent two seasons under Howland as an assistant at UCLA.

Since his arrival to Starkville, McCray has established himself as a top-notch recruiter, landing current players Lamar Peters, Aric Holman and Eli Wright.

This past year, Peters was named to the SEC All-Freshman team after averaging 10.7 points.

His on-court coaching has been just as impressive.

In his first year with the Bruins, the team compiled a 19-14 overall record and an 11-7 record in the Pac 12. The Bruins followed that up with a 25-10 ledger in 2012-13 while going 13-5 in the league and winning the regular-season conference championship.

In 2012, McCray was also instrumental in UCLA landing the No. 1-ranked recruiting class in the country according to ESPN.com.

Before being hired at UCLA by Howland, McCray worked as a skill development trainer based in Atlanta, starting in 2004. In that capacity, McCray worked with and created tailor-made offseason training programs for NBA talents such as Dwight Howard, John Wall, Javaris Crittenton, Anthony Morrow, Jarrett Jack, Jarvis Hayes, Von Wafer, Mario West and Damien Wilkins, among others.

McCray last served as an assistant coach at LSU on Johnny Jones' staff for the 2013-14 season. In his lone campaign in Baton Rouge, the Tigers finished 20-14 overall with a 9-9 mark in the SEC. The Tigers garnered a bid to the NIT, where they advanced by defeating San Francisco before dropping a 80-67 decision to SMU in the second round. McCray has also spent time as an assistant in 2008 at

PERSONAL BACKGROUND

Birthdate: January 22, 1979

Hometown: Decatur, GA

EDUCATION

High School: Cedar Grove, 1997

College: Mercer, 2001

COACHING EXPERIENCE

2003-04: Graduate Assistant, Florida State

2005: Assistant Coach, Chipola Junior College

2008: Assistant Coach, Mercer

2012-13: Assistant Coach, UCLA

2014: Assistant Coach, LSU

2016-Present: Assistant Coach, Mississippi State

his alma mater, Mercer University, after spending one season at Chipola Junior College in 2004-05.

In his lone season at Chipola, the team advanced to the semifinals of the National Junior College Championships.

Before landing at Chipola JC, McCray served as a graduate assistant under head coach Leonard Hamilton at Florida State (2002-04). While at FSU, he earned a master's degree in adult education with a minor in higher education.

McCray hails from Decatur, Ga., and played four seasons (1997-2001) under head coach Mark Slonaker at Mercer University in Macon, Ga. His final two seasons with the Bears he served as the team captain. He earned his bachelor's degree in communications from Mercer in 2001 with a major in theatre arts and a minor in Christianity.

Since 1999, McCray has served various stints as the CEO and head coach of the Atlanta Celtics AAU travel team. The team was co-founded by his father, Karl McCray, and Wallace Prather in 1990. In 2009, he led his Atlanta Celtics U-15 team to a national title, and has consistently produced teams at all age levels that rank in the top 10 nationally.



Korey McCray was also on Ben Howland's staff at UCLA and is now in his third year at MSU.



ERNIE ZEIGLER

ASSISTANT COACH, 3RD YEAR



When Ben Howland began to assemble his staff at Mississippi State, he searched for familiarity and someone he knew he could trust.

As it turned out, the search was short with the hiring of Ernie Zeigler, who was an assistant with Howland at both Pittsburgh and

UCLA, where both teams garnered NCAA Tournament bids.

"I am very excited to be back with one of the top coaches in the country in Ben Howland," Zeigler said. "He's been a mentor as well as a friend. More than anything, he's been a great person to both myself and my family."

Zeigler enters his third season at MSU after spending two seasons as an assistant on Ray McCallum's staff at Detroit Mercy.

He's been instrumental in the development of MSU's forwards and was the driving force with the recruitment of Schnider Herard and Abdul Ado, both Top 100 players listed by ESPN.com

Before arriving at Detroit, however, Zeigler earned his first chance as a collegiate head coach, spending six seasons at Central Michigan (2007-12), leading the Chippewas to two Mid-American Conference West Division titles and a pair of Michigan MAC Trophies. CMU won back-to-back West Division titles in 2009 and 2010 and captured the Michigan Sports Hall of Fame Michigan MAC Trophy for his best head-to-head record among in-state league schools in 2010 and 2012.

The Chippewas reached the MAC Tournament quarterfinals in four of his six seasons at the helm and finished below third in the division standings just once. For three straight years (2009, 2010 and 2011) and four times overall (2007), CMU's recruiting classes were ranked atop the MAC by hoopscooponline.com.

During his tenure at CMU, Zeigler (75-111, .403) mentored eight All-MAC selections, six that went on to play professionally.

Zeigler spent five seasons as an assistant under the tutelage of Howland at both Pittsburgh (2002-03) and UCLA (2004-06). The programs achieved great success with Zeigler on staff as Pitt reached the NCAA Sweet 16 both years and finished 2003 with a final Associated Press ranking of No. 4.

The 2002 squad won a school-record 29 games, while the 2003 team captured the Big East Tournament crown. Both years the Panthers won the Big East West Division championship.

When Howland took the UCLA job, Zeigler joined the Bruins' staff and helped the team to back-to-back NCAA Tournament appearances. The No. 2-seeded Bruins advanced to the 2006 NCAA championship game but fell to Florida, 73-57. That same season, UCLA won both the 2006 Pac-10 regular season and tournament championships.

Each season, UCLA posted a Top 15 recruiting class – fourth by rivals.com in 2004, 13th by scout.com in 2005 and sixth by foxsports.com in 2006. The Bruins recruited three McDonald's All-Americans in the three years Zeigler was on staff.

Prior to joining Howland's staff, Zeigler had one-year stints at Kansas State (2000) and Bowling Green (2001).

Zeigler began his coaching career under his former prep coach, Robert Menefee, at his alma mater, Detroit Cody

PERSONAL BACKGROUND

Birthdate: January 31, 1966
Hometown: Detroit, MI

EDUCATION

High School: Detroit Cody High School, 1984
College: Cleary College, 1994

COACHING EXPERIENCE

- 1997:** Head Coach, Henan Wildcats (China)
- 1998-99:** Head Coach, Al-Hilal Club (Saudi Arabia)
- 2000:** Assistant Coach, Kansas State
- 2001:** Assistant Coach, Bowling Green
- 2002-03:** Assistant Coach, Pittsburgh
- 2004-06:** Assistant Coach, UCLA
- 2007-2012:** Head Coach, Central Michigan
- 2014-15:** Assistant Coach, Detroit Mercy
- 2016-Present:** Assistant Coach, Mississippi State

High School. Zeigler was an assistant at Cody from 1990-96; in four of those six seasons, Cody was ranked among the top 10 Class A teams in the state of Michigan. Detroit Cody reached the state quarterfinals in 1992 and won the Detroit Public School League West Division championship in 1993.

From 1992 to 1997, Zeigler was the head AAU coach for Team Detroit. He guided all six squads to the state AAU Final Four and the 1994 squad reached the national AAU quarterfinals. In 1995 and 1997, Team Detroit advanced to the adidas Big Time Tournament quarterfinals.

From 1998-99, Zeigler was the head coach for the Al-Hilal Sports Club in Riyadh, Saudi Arabia. He guided his team to the championship of the Saudi Arabian Basketball Federation Playoffs in 1999 and to the Final Four of the Arab Championship Games and the Saudi Arabian Basketball Federation Playoffs in 1998.

In addition, Zeigler was the head coach of the Henan Wildcats from 1996-97 and was named the Chinese National Basketball Alliance International Coach of the Year in 1997 after leading the Wildcats to their first winning season in club history and their first playoff berth.

Zeigler received a bachelor's degree in business management from Cleary College (Ypsilanti, Mich.) in 1994. He played collegiately at Schoolcraft College (Livonia, Mich.) from 1984-86, Armstrong Atlantic State University (Savannah, Ga.) from 1986-87 and Northwood University (Midland, Mich.) from 1987-88.

Ernie and his wife, Seantelle, have two children, Trey and Skylar.



Ernie Zeigler is in his third year as an assistant at MSU.



DIRECTOR OF OPERATIONS, 3RD YEAR



After spending his first season as the video coordinator at Mississippi State, Mike Moynihan is now in his second year as the Bulldogs' director of operations.

A native of Roswell, Ga., Moynihan came to MSU after spending one year at George Mason as the director of operations.

Prior to his stint at George Mason, Moynihan spent one year as the video coordinator at Troy, where he worked with former MSU assistant Phil Cunningham. One of his duties was assisting with academics, and during his time at Troy, all nine senior players received their degrees. As a team, Troy posted a cumulative 3.45 GPA.

Moynihan went to Troy after serving as an assistant coach at Young Harris College, where he helped the Division II Mountain Lions to a 17-9 record in 2012-13 and a second-place finish in the Western Division. He recruited Isaiah Johnson, a first-team All-Peach Belt selection who was also named second-team Division II All-Southeast District by the NABC in 2014-15. Johnson was also named second-team All-Peach Belt and Georgia Basketball Coach's Association (GBCA) Newcomer of the Year in 2013-14.

Before joining Young Harris, Moynihan spent one year as a graduate assistant at his alma mater, The University of North Georgia. He began his coaching career in 2010-11 as an assistant coach at Buford High School in Buford, Ga., helping lead the team to a Georgia High School Association (GHSA) Class AA State Championship appearance with a 24-8 overall record.

His stint at Buford High School followed a successful four-year playing career that concluded with All-Peach Belt honors at the University of North Georgia in 2009-10, where he averaged 14.4 points and 4.7 assists. He played

PERSONAL BACKGROUND

- **Birthdate:** July 12, 1987
- **Hometown:** Roswell, Ga.

EDUCATION

- **High School:** Centennial High School, 2006
- **College:** North Georgia, 2010

COACHING EXPERIENCE

- **2010-11:** Assistant Coach, Buford High School
- **2011-12:** Graduate Assistant, North Georgia
- **2012-13:** Assistant Coach, Young Harris College
- **2013-14:** Video Coordinator, Troy
- **2014-15:** Director of Operations, George Mason
- **2015-16:** Video Coordinator, Mississippi State
- **2016-17:** Director of Operations, Mississippi State

two years with the Saints after spending the first two seasons of his career at Georgia State. Moynihan walked on to the Georgia State basketball team as a freshman and worked his way into the starting lineup as a sophomore.

Moynihan, the grandson of Charles "Lefty" Driesell, received his bachelor's degree in management from North Georgia College and State University in 2010.

In high school, he averaged 12 points and 7 assists his senior year at Centennial in metro Atlanta. A three-year letterman, he guided his team to 37 wins his junior and sophomore campaigns en route to the Georgia Sweet 16 in finals season.

Entering his senior season, he was tabbed to the pre-season "Top 5 Players To Watch" by a local newspaper.

This past year, Moynihan was named to the Top 20 rising coaches list.

2017-18 MSU Coaching Staff



(L-R): Collin Crane, Alfred Aboya, Michael Moynihan, Korey McCray, Ben Howland, George Brooks, Ernie Zeigler, Jalen Courtney, Bo Rodriguez



SUPPORT STAFF



COLLIN CRANE
STRENGTH COACH

An opportunity to return to the SEC was one Collin Crane couldn't pass up, and the Knoxville native enters first season as Mississippi State's strength and conditioning coach.

He spent the previous two years in the same capacity at Chattanooga. He also served a two-year stint at Florida.

"I can absolutely say I am beyond grateful to Coach Howland and the Mississippi State athletic department for this opportunity," he said. "I have tremendous respect for Coach Howland, and I strongly believe in his vision."

Before joining the Chattanooga Mocs' program, Crane served as the assistant strength and conditioning coach at Missouri State, working with men's basketball, tennis and golf. Prior to that stop, he was the assistant strength and conditioning coach at Florida.

The Gators posted a 65-11 ledger while he was there, going to the Elite Eight in 2013 and the Final Four in 2014. He organized NBA draft training for standouts such as Bradley Beal, Chandler Parsons, Eric Murphy and Patric Young.

He is a certified specialist by the National Strength and Conditioning Association (NSCA) and Collegiate Strength and Conditioning Coaches Association (CSCCA). In addition, he is also fully trained and certified in the Biosignature Modulation Level I program, an integrated system to track an athlete's body composition and nutritional needs.

"He'll be a tremendous asset for our players and our program," Howland said. "He has an excellent background in strength performance training, and the fact he played basketball in college for four years is a plus."

Crane played collegiately at Carson-Newman University (2010-13) where he was a four-year starter and three-time captain en route to earning a degree in Exercise Science. During his time at Carson-Newman, he served as a strength and conditioning intern for the Florida Gators between his junior and senior semesters. Upon graduation, the university announced the Collin Crane Leadership Award in his honor.

A standout student-athlete at Kams High School, Crane played both basketball and track and was a two-time all-district performer and team MVP. Basketball is definitely a family trait, as his father, Keith, and brother, Cameron, both played at Maryville (Tenn.) College. He is married to the former Courtney Lawson.



JALEN COURTNEY
VIDEO COORDINATOR

Jalen Courtney is in his third year at Mississippi State and his second as video coordinator following a collegiate career that saw him play one season at Morehead State after three

years at LSU.

The Jackson, Miss., native joined Ben Howland's staff in 2015-16 as a graduate assistant, while being promoted to his new role in the summer of 2016.

He is responsible for all scout and game film, in addition to breaking down practice sessions for both the coaches and players to review.

Courtney came to Mississippi State after being limited to just five games for the Eagles due to multiple knee surgeries.

Despite the adversity he faced, he did score six points and collect seven rebounds in his lone season at Morehead State.

In his three years at LSU, he appeared in 61 games, recording a career-best 14 points against Grambling as a sophomore.

Against Houston Baptist as junior, he tallied a career-best seven rebounds.

Courtney's freshman year was cut short due to injuries, as he appeared in just 15 games.

As a sophomore, however, he played in 20 games en route to averaging 2.3 points.

His junior year saw him average 2.1 points in 26 games for the Tigers.

Courtney, who earned his undergraduate degree in Communications and is pursuing a masters in Work Force Education Leadership, signed with LSU following a stellar prep career at Provine.

As a senior, he averaged 16 points and 11 rebounds en route to garnering all-state and all-metro accolades. He was also tabbed the Mississippi High School Athletic Association Scholar-Athlete of the year.


His career high 38 points and 20 rebounds came against Starkville High School as a senior.

A McDonald's All-American nominee, he led the Rams to two 5A state titles and two runner-up finishes.

He and his fiance, LaShya, have one daughter, Sevyn, who was born this past August.



GRADUATE ASSISTANTS/SUPPORT STAFF



BO RODRIGUEZ

GRAD ASSISTANT

Bo Rodriguez is in his second year as a graduate assistant at Mississippi State following a collegiate career at Santa Barbara City College and Whittier College.

His duties at MSU include assisting with on-court workouts, video scouting, academic monitoring and on-campus recruiting.

While at SBCC, he was a two-year starter and a captain his sophomore season. Off the court, he made the student-athlete honor roll with his 3.5 GPA. He was also rewarded defensive player of the year during his time there.

At Whittier, Rodriguez' career-high of 11 points and 6 rebounds came against the University of Redlands in a key victory on the year.

The Goleta, Calif., native, who received a degree in kinesiology with an emphasis in sports management, was most recently an assistant high school basketball coach for three years under his father Sal at Laguna Blanca High School before spending one year at Whittier High School.

While at Laguna, his 2013 team advanced to the semifinals of the Southern Section California state tournament en route to a 17-8 ledger.

His coaching duties also include a volunteer stint at UC-Santa Barbara in 2015. That year, the Gauchos finished with a 19-14 record and garnered a birth to the CBI, where they lost a heartbreaker, 91-87 to Oral Roberts.

The Rodriguez family has a long-standing relationship with Howland. Sal was his childhood coach in Goleta, where the court at the Boys and Girls Club is named in his honor. Sal also played collegiate basketball at Fresno State.



ALFRED ABOYA

GRAD ASSISTANT

Alfred Aboya is in his second year as a graduate assistant coach after playing for Ben Howland at UCLA from 2006-2009.

The Yaounde, Cameroon, native earned a degree in political science and international relations and holds the distinction of having played the most games of any player at UCLA.

His duties at Mississippi State include assisting with on-court workouts, video scouting, academic monitoring and on-campus recruiting.

During his time at UCLA, he appeared in three Final Fours. As a senior in 2009, the Bruins posted a 26-9 record as he averaged 9.9 points and 6.3 rebounds as his team lost in the second round of the NCAA Tournament.

His junior year in 2008, Aboya was one of four teammates to play in all 39 games. He made 17 starts, playing 15.2 minutes per game while averaging 2.9 points and 2.2 rebounds. The Bruins finished 35-4 and lost to Memphis in the Final Four.

As a sophomore, UCLA was 30-6 after losing to Florida in the semis, where he scored 5 points and grabbed 3 rebounds. On the year he averaged 4.1 points and 4.2 boards.

His first season in LA resulted in his first Final Four after he averaged 3.5 points and 2.4 rebounds. UCLA posted a 32-7 record after losing 73-57 to Florida in the championship game, where he totaled 2 points and 3 rebounds.

After his time at UCLA, he went on to play overseas in France, Japan, Turkey and Venezuela. He then went on to play three seasons in the NBA D-League with Fort Wayne Mad Ants, Reno Bighorns and the Los Angeles D-Fenders.



Dr. Scott Jones
Team Physician



Dr. Rusty Linton
Team Physician



Dr. Mark Mabry
Team Physician



Leah Beasley
Senior Assoc. AD



Bracky Brett
Compliance



Bo Hemphill
Sr. Assoc. AD



Rhett Hobart
Marketing



John King
Asst. AD/Tickets



Jay Logan
Coliseum Director



Kelly Price
Photographer



"Flash" Saul
Equipment



Steve Smith
Compliance



Kelly Stewart
Administrative Asst.



Ann B. Strickland
Learfield



Drew Walker
Asst. AD/Video

STATE SUPPORT STAFF



SAWYER BOWERING ACADEMICS

Sawyer Bowering begins her fifth year as an academic counselor at Mississippi State and her fourth season with the men's basketball team.

A 2010 graduate of MSU with a degree in teaching/coaching, the Madison, Miss., native

spent one season working with the women's tennis, softball and baseball teams before adding men's basketball to her day-to-day duties this fall.

Since returning full-time to MSU, she's had 65 players named to the SEC Academic Honor Roll.

Her career in athletics, however, began in the high school coaching ranks.

Upon graduating from MSU, Bowering was the head volleyball coach and assistant basketball coach at Madison Central for one year before taking over the same positions at Germantown, along with track and field, for one season.

Then in 2012, she returned to Mississippi State to earn her master's degree in sports administration.

While furthering her education, Bowering was a graduate assistant in the Department of Athletic Academics working with the men's basketball and tennis teams.

She also assisted with housing assignments for student-athletes living on campus.

Born on Aug. 18, 1988, Bowering was a three-star standout at Ridgeland High School in soccer, volleyball and tennis.

She was a part of six state championship teams, four in soccer, one in volleyball and one in tennis. In volleyball and soccer, she earned All-State accolades.



GREGG ELLIS COMMUNICATIONS

Gregg Ellis begins his 10th season as the communications director for men's basketball. But prior to his time working at MSU, he was certainly no stranger to the university.

For 10 years prior to his arrival at MSU, Ellis was an award-winning sportswriter and

columnist at the Daily Journal in Tupelo, Miss., where he spent his final seven years as the Bulldogs' beatwriter.

During his time at the Journal, he covered four of MSU's basketball teams that won the Western Division crown as well as the 2004 squad that captured the overall SEC title.

His tour of duty with MSU also included such events as the historical hiring of Sylvester Croom and the Bulldogs' 2007 College Baseball World Series appearance.

Yet, his professional roots originated with media relations. After finishing at Ole Miss in 1994, he joined the public relations department of the Indianapolis Colts, where he worked with the likes of NFL standouts Marshall Faulk, Peyton Manning, Jim Harbaugh and Marvin Harrison.

After his time with the Colts, Ellis spent two years at the Indianapolis Star before returning to Mississippi. While in Tupelo, he won awards for his columns, game stories and features, and three times he was voted the newspaper's favorite sportswriter by the readers. In May of 2008, he received his highest honor when he was named the Mississippi Sportswriter of the Year by the National Sportscasters and Sportswriters Association.

A native of Lambert, Miss., Ellis, 48, is married to the former Celeste Nelson of Chattanooga, Tenn. They are the parents of Zach, a junior finance major at Mississippi State, and Hannah, a freshman at MSU majoring in environmental engineering.



RYAN DOTSON ATHLETIC TRAINER

Ryan Dotson enters his fourth year as athletic trainer at Mississippi State after spending three seasons at the University of Indianapolis.

During his time with the Greyhounds, Dotson worked with both the men's and women's basketball teams while also overseeing men's and women's tennis and the track and field programs.

During his tenure, both the men's and women's basketball teams advanced to the NCAA Division II Tournament, while the men won the regular-season Great Lakes Valley Conference crown last season.

Prior to his time in Indy, Dotson earned a masters in education of sports management at the University of Minnesota.

Serving as a graduate assistant, he worked with the women's basketball team in 2009-10 before taking over the primary role with rowing and tennis in 2010-11.

A native of East Lansing, Mich., who attended high school in Tempe, Ariz., Dotson graduated from Purdue in 2009 with a degree in athletic training and minor in psychology.

While at Purdue, he was a student trainer with the Boilermaker's basketball team when in 2009 they advanced to the Sweet 16.

A certified athletic trainer and a member of the National Athletic Trainers' Association, Dotson was born on Aug. 29, 1986.

His hobbies include sports, music, entertainment and movies.



2017-18 SCORER'S TABLE

Front Row: (L-R): Matt Calder, Chris Chance, Claire Greer.

Back Row (L-R): Mac Smith, Scott Walters, Joe Dier.

UNIVERSITY PRESIDENT



Dr. Mark Everett Keenum became Mississippi State's 19th president Jan. 5, 2009, following a distinguished public service career.

Now in his ninth year of tenure, Dr. Keenum has guided Mississippi State to unprecedented heights. The university has experienced record enrollment growth –

climbing toward nearly 22,000 students. Mississippi State has awarded more than 4,000 degrees at all levels for six straight years.

The campus has expanded and improved on Dr. Keenum's watch. Chief among those projects has been The Mill at MSU – a \$40-million, state-of-the-art conference and meeting complex. A ribbon-cutting for the Old Main Academic Center, a new \$41-million classroom building and multi-level parking garage, was recently celebrated. A \$60-million project featuring two new residence halls and Nusz Hall, which houses the G.V. "Sonny" Montgomery Center for America's Veterans, opened last fall. A \$10-million, fourth-floor expansion of Mitchell Memorial Library to house the Ulysses S. Grant Presidential Library will celebrate its official opening this fall. Mississippi State has completed or initiated capital improvements totaling more than \$700 million since 2009.

A \$55-million expansion and renovation of Dudy Noble Field/Polk-Dement Stadium – home to one of the most storied college baseball programs in America – is also underway. The first phase of the project added the largest video board in the nation to the "Carnegie Hall of College Baseball." The second phase commenced in June at the conclusion of the 2017 season. This major investment will significantly enhance the Dudy Noble fan experience – already described by many as one of the most unique in college sports today.

CAMPUS ENHANCEMENTS

New construction projects launching over the next two years include a new Music Building and the completion of an Animal and Dairy Science/Poultry Science complex for the Division of Agriculture, Forestry and Veterinary Medicine. Additionally, the university is developing a comprehensive plan to build additional teaching and research lab space to meet growing demand.

Fundraising has reached all-time record levels. MSU's current Infinite Impact capital campaign reached its initial goal three years ahead of schedule. Due to that unprecedented success, the university announced a new goal

PROFESSIONAL EXPERIENCE

- 2009-: University President, Mississippi State University
2006-2008: U.S. Under Secretary, Farm and Foreign Agricultural Services, Washington, D.C.
1997-2006: Adjunct Professor, Department of Agricultural Economics, Mississippi State University
1996-2006: Chief of Staff U.S. Senator Thad Cochran
1989-1996: Legislative Assistant, Agricultural and Natural Resources, Senator Thad Cochran
1987-1988: Assistant Professor/Economist, Department of Agricultural Economics, Mississippi State University
1988: Ph.D. in Agricultural Economics, Mississippi State
1986: Research Associate, Mississippi Agricultural & Forestry Experiment Station, Mississippi State
1984: Marketing Specialist, Mississippi Cooperative Extension Service, Mississippi State University
1983-84: M.A. Degree in Agricultural Economics, Mississippi State University
1983-84: Teaching/Research Assistant, Department of Agricultural Economics, Mississippi State University

PERSONAL INFORMATION

Birthplace: Starkville, Miss.
Hometown: Corinth, Miss.

– \$1 billion by 2020 – the largest campaign goal ever for an educational institution in Mississippi. During his tenure, Dr. Keenum has been instrumental in expanding the MSU Promise Program, which provides need-based scholarship assistance to Mississippi students whose families have limited financial means.

Mississippi State is ranked by the National Science Foundation as a "Top 100" research institution. The most recent research success has been MSU's designation as the Federal Aviation Administration's National Center of Excellence for Unmanned Aircraft Systems and Boeing's decision to locate a composite research center at MSU's Raspet Flight Research Laboratory. In fall 2016, the state of Mississippi became a member of the Pan-Pacific UAS Test Range Complex, one of the FAA's seven national test sites, and Mississippi State researchers will lead this Gulf Coast R&D hub for unmanned aircraft. This past spring, the Department of Homeland Security selected a Mississippi State-led team to operate its demonstration range facility for small unmanned aircraft systems.

In 2016, Dr. Keenum was elected president of the Southeastern Conference, where he is a member of the



Dr. Keenum with his wife, Rhonda, son Rett and daughters Torie, Katie and Marly Phillips



DR. MARK KEENUM

SEC Executive Committee and continues to serve on the SEC's Content Committee that oversees the highly successful ESPN-SEC Network. He also represents the SEC as a member of the College Football Playoff's (CFP) Board of Managers.

He is also serving as president of the Mississippi Association of Colleges and Universities, which promotes goodwill among the state's public and private colleges and universities and works to stimulate academic and professional cooperation. Mississippi State will host the organization's 2017 annual conference this fall.

GOVERNMENT LEADERSHIP

Dr. Keenum travels frequently to Washington, D.C., meeting with Congressional leaders and federal agency heads to pursue research opportunities and broaden the university's influence on the national level. He has also worked closely with state leaders in Jackson in support of higher education in Mississippi.

Mississippi State plays an integral role in economic development locally, statewide, and regionally. Its impact is further felt nationally and internationally through unique collaborative partnerships with peer institutions, business and industry, government agencies, and leading non-governmental organizations. Dr. Keenum leads these efforts because he understands the positive impact the nation's major research universities can have in the diverse communities they serve.

A graduate of Mississippi State with degrees in agricultural economics, Dr. Keenum's interest in international food

security has strengthened the university's contributions to global economic sustainability. In 2014, he was appointed vice chairman of the Foundation for Food and Agricultural Research by U.S. Secretary of Agriculture Thomas J. Vilsack. That same year along with other university presidents, he signed the Presidents' Commitment to Food and Nutrition Security at the United Nations in New York City. This marks the first time universities around the world began to share a collective focus on ending food insecurity.

Dr. Keenum's passion for international engagement and transformative research and service has positioned Mississippi State as a leader in addressing global food security and poverty, among other critical issues. In 2014 and again in 2016, he was invited to address the United Nations in New York about the crucial roles public research universities play as the global community works to address critical challenges for a growing population.

Dr. Keenum began his career at MSU as a faculty member with the Extension Service and the Department of Agricultural Economics. He went on to serve as chief of staff to U.S. Senator Thad Cochran in Washington, D.C. and was Under Secretary of the U.S. Department of Agriculture prior to returning home to Mississippi State.

A graduate of Corinth High School, Dr. Keenum earned an associate in arts degree from Northeast Mississippi Community College in Booneville and was a member of the Northeast Tigers football team. He is married to the former Rhonda Newman of Booneville, also an MSU graduate. They have four children: Rett, Mary Phillips, Katie and Torie.



ATHLETICS DIRECTOR



When John Cohen was named Mississippi State University's 17th director of athletics on November 4, 2016, he wasted little time putting his stamp on the department.

The former MSU head baseball coach and two-time Southeastern Conference Coach of the Year has overseen the hiring of three

coaches, while nine teams have advanced to postseason since he took over the helm, seven earning Top 25 rankings with baseball, women's cross country and women's basketball finishing in the Top 16.

In all, four sports – women's cross country, women's basketball, women's track and field (indoor and outdoor) – posted or tied their highest NCAA Championships/postseason finish in school history.

"I love Mississippi State University," Cohen said. "As a student-athlete, as a coach, and now with this once in a lifetime opportunity, I feel deeply honored to lead MSU's athletics program. I am profoundly grateful for the chance to lead the totality of MSU athletics as I have tried to lead MSU's baseball program – in daily and dogged pursuit of championships at the highest level."

Cohen, who spent more than two decades coaching college baseball, was named MSU's head baseball coach in July of 2008. Nine years later, Cohen's official role in administration began when he assumed the role of associate athletic director in addition to head baseball coach. The following November, he took charge of an athletic department that has since achieved new heights in athletic, academic, facility and fundraising achievements.

FIRST HIRE

One day after becoming athletics director, Cohen named Andy Cannizaro as MSU's next head baseball coach. Cannizaro, a former Major Leaguer and one of the nation's rising coaching stars in college baseball, led the Bulldogs to a Top 10 ranking and trip to the Super Regionals. Subsequent hires by Cohen include women's soccer coach Tom Anagnost and men's golf coach Dusty Smith.

During Cohen's short tenure as director of athletics, the athletic department has enjoyed notable success. In April, the women's basketball team advanced to the national championship game after its historic upset of No. 1 ranked UConn to snap an NCAA-record 111-game winning streak, a feat that garnered Vic Schaefer's team an ESPY award in July.

This achievement came after the Bulldogs played in the SEC Tournament finals, a month before the men's tennis team also played for the conference title.

As an athletic department, MSU placed 49th in the Learfield Director's Cup with 490 points to mark the first time in school history to post back-to-back Top 50 finishes.

As athletic director, Cohen is charged with providing leadership, management, and administration for the university's athletic programs. Cohen is currently overseeing the multi-million dollar renovation of famed Dudy Noble Field to make it the premier facility in all of college baseball.

A Tuscaloosa, Ala., native and MSU alumnus, Cohen was a head coach in the SEC for 12 years. His teams have been successful both on the field and in the classroom. At MSU, he led the Bulldogs to a College World Series finals appearance, an SEC regular season championship and an SEC Tournament championship. Since 2009, MSU base-

ball has had 133 players selected to the SEC Academic Honor Roll, including three straight SEC Scholar Athlete of the Year winners from 2013-15.

"I'm fortunate to know our MSU coaches as friends and colleagues, and to know many of our athletes in all sports," Cohen said. "While baseball has been a huge part of my life, my passion for seeing MSU athletics thrive extends to all sports. I'm grateful to Dr. Keenum and the MSU Family for allowing me to embrace these new and critical responsibilities."

PLAYING DAYS

As a baseball player at MSU, Cohen was a key player on the Bulldogs' 1989 SEC championship team and 1990 College World Series team. He graduated from MSU with a degree in English in 1990 and received a master's degree in sports management from the University of Missouri in 1994.

After a six-year stint with Missouri as a graduate assistant and assistant coach, Cohen was the head coach at Northwestern State University from 1998-2001. Cohen spent two seasons as an assistant baseball coach at the University of Florida before becoming the head coach at the University of Kentucky in 2004, a position he held for five seasons before returning to his alma mater.

While winning 284 games as a head coach at MSU, Cohen demonstrated a keen ability to develop players and coaches. During his tenure, 138 MSU baseball players were selected in the Major League Baseball Draft, including All-American Brent Rooker this June. His influence can be seen throughout the SEC as four of his former assistants are now or have been head coaches — Brad Bohannon (Alabama), Gary Henderson (Kentucky), Nick Mingione (Kentucky) and Butch Thompson (Auburn).

Cohen is the only coach in SEC history to win an SEC championship, SEC tournament championship, and advance to the College World Series both as a player and head coach. Cohen's 2013 Bulldog Club advanced to the CWS championship series for the first time in MSU history. Currently 31 of Cohen's former players are playing professional baseball. Cohen's 2012 club produced an SEC record-tying eight major leaguers. Eight of the university's top ten all-time marks in baseball season ticket sales have come during Cohen's tenure, including a school record of 5,874 in 2014.

Cohen and his wife, Nelle, are active members of the Starkville community. The couple has two daughters, Jordan Baker and Avery Lawson.



John Cohen is in his second year as athletics director.

MSU VS. THE SEC

Alabama, 74-123

Arkansas, 27-33

Auburn, 69-75

Florida, 49-64

Georgia, 53-58

Kentucky, 20-94

LSU, 101-109

Missouri, 5-4

Ole Miss, 142-114

South Carolina, 19-14

Tennessee, 43-81

Texas A&M, 4-6

Vanderbilt, 48-78



SEC SERIES SCORES



ALABAMA (74-123)

	•	1943: MSU, 49-41	at Starkville	•	UA, 80-68	at Tuscaloosa
	•	UA, 47-37	at Tuscaloosa	•	UA, 76-75	at Birmingham*
1913: MSU, 26-21	•	1945: UA, 55-36	at Tuscaloosa	•	1981: UA, 80-69	at Starkville
MSU, 21-16	•	UA, 57-38	at Starkville	•	UA, 91-79	at Tuscaloosa
1914: UA, 42-31	•	1946: UA, 34-29	at Starkville	•	1982: UA, 71-53	at Starkville
UA, 42-26	•	UA, 48-40	at Tuscaloosa	•	UA, 66-63	at Tuscaloosa
1915: MSU, 35-28	•	1947: UA, 56-42	at Tuscaloosa	•	1983: MSU, 78-69	at Starkville
MSU, 33-21	•	MSU, 37-34	at Starkville	•	UA, 83-58	at Tuscaloosa
UA, 28-25	•	1948: MSU, 32-31	at Starkville	•	UA, 51-50	at Birmingham*
UA, 31-21	•	UA, 55-47	at Tuscaloosa	•	1984: UA, 74-57	at Tuscaloosa
1916: UA, 26-12	•	1949: UA, 50-45	at Tuscaloosa	•	MSU, 74-70	at Starkville
UA, 32-22	•	UA, 43-31	at Starkville	•	1985: MSU, 71-67	at Tuscaloosa
MSU, 28-21	•	1950: MSU, 47-44	at Starkville	•	MSU, 48-46	at Starkville
MSU, 37-23	•	UA, 58-38	at Tuscaloosa	•	UA, 42-31	at Birmingham*
1920: MSU, 23-10	•	1951: UA, 75-69	at Tuscaloosa	•	1986: UA, 71-62	at Starkville
1921: MSU, 25-18	•	1952: UA, 63-61	at Starkville	•	UA, 72-54	at Tuscaloosa
MSU, 26-15	•	1953: UA, 70-58	at Tuscaloosa	•	UA, 77-65	at Lexington*
MSU, 23-16	•	1954: UA, 69-52	at Starkville	•	1987: UA, 64-49	at Tuscaloosa
MSU, 35-13	•	1955: UA, 99-73	at Tuscaloosa	•	UA, 76-55	at Starkville
1922: UA, 43-10	•	1956: UA, 87-75	at Starkville	•	1988: MSU, 59-56	at Starkville
UA, 30-11	•	1957: UA, 83-78	at Tuscaloosa	•	UA, 61-48	at Tuscaloosa
1923: MSU, 47-31	•	1958: MSU, 46-42	at Starkville	•	1989: UA, 97-80	at Tuscaloosa
1924: MSU, 29-23	•	1959: MSU, 81-64	at Tuscaloosa	•	MSU, 61-57	at Starkville
UA, 45-28	•	1960: MSU, 85-56	at Starkville	•	1990: UA, 62-57	at Starkville
1925: UA, 36-28	•	1961: MSU, 80-63	at Tuscaloosa	•	MSU, 86-74	at Tuscaloosa
UA, 33-26	•	1962: MSU, 67-40	at Starkville	•	UA, 59-44	at Orlando*
1926: MSU, 34-21	•	1963: UA, 77-72	at Tuscaloosa	•	1991: MSU, 68-59	at Starkville
MSU, 28-27	•	1964: MSU, 69-56	at Starkville	•	UA, 97-72	at Tuscaloosa
1927: MSU, 40-24	•	1965: MSU, 96-68	at Starkville	•	1992: UA, 78-64	at Starkville
UA, 22-11	•	UA, 95-83	at Tuscaloosa	•	UA, 79-69	at Tuscaloosa
1928: UA, 29-28	•	1966: UA, 71-63	at Starkville	•	1993: MSU, 66-53	at Starkville
MSU, 26-21	•	UA, 77-76	at Tuscaloosa	•	UA, 92-80	at Tuscaloosa
1929: UA, 30-28	•	1967: MSU, 63-59	at Starkville	•	1994: UA, 70-69	at Tuscaloosa
MSU, 22-21	•	UA, 91-74	at Tuscaloosa	•	UA, 60-49	at Starkville
1930: UA, 26-22	•	1968: UA, 80-69	at Tuscaloosa	•	1995: UA, 68-64	at Tuscaloosa
1932: UA, 26-25	•	MSU, 72-69	at Starkville	•	MSU, 71-67	at Starkville
UA, 30-23	•	1969: MSU, 68-67	at Starkville	•	1996: UA, 56-55	at Starkville
1933: UA, 38-36	•	MSU, 67-60	at Tuscaloosa	•	MSU, 73-65	at Tuscaloosa
UA, 41-16	•	1970: UA, 95-75	at Tuscaloosa	•	1997: MSU, 64-51	at Starkville
MSU, 30-25	•	MSU, 87-77	at Starkville	•	UA, 78-49	at Tuscaloosa
1934: UA, 37-24	•	1971: MSU, 71-67	at Starkville	•	1998: MSU, 56-52	at Tuscaloosa
UA, 29-28	•	UA, 79-78	at Tuscaloosa	•	UA, 85-70	at Starkville
UA, 37-25	•	1972: UA, 77-71	at Tuscaloosa	•	1999: MSU, 55-50	at Tuscaloosa
1935: UA, 30-22	•	MSU, 97-91	at Starkville	•	MSU, 79-50	at Starkville
MSU, 45-41	•	1973: UA, 96-86	at Tuscaloosa	•	2000: UA, 77-74	at Tuscaloosa
1936: MSU, 33-20	•	UA, 92-87	at Starkville	•	MSU, 92-70	at Starkville
UA, 54-19	•	1974: UA, 85-68	at Tuscaloosa	•	2001: UA, 72-59	at Tuscaloosa
1937: UA, 32-20	•	UA, 76-74	at Starkville	•	MSU, 84-70	at Starkville
UA, 38-25	•	1975: UA, 86-71	at Starkville	•	2002: UA, 85-73	at Tuscaloosa
1938: UA, 37-35	•	UA, 83-68	at Tuscaloosa	•	MSU, 76-62	at Starkville
MSU, 44-37	•	1976: UA, 92-81	at Tuscaloosa	•	MSU, 61-58	at Atlanta, Ga.*
1939: UA, 38-26	•	UA, 65-61	at Starkville	•	2003: UA, 68-62	at Tuscaloosa
UA, 49-36	•	1977: UA, 65-63	at Starkville	•	MSU, 59-55	at Starkville
1940: UA, 34-26	•	UA, 73-69	at Tuscaloosa	•	2004: UA, 77-73	at Starkville
UA, 34-33	•	1978: UA, 76-59	at Tuscaloosa	•	MSU, 82-81	at Tuscaloosa
1941: MSU, 31-30	•	MSU, 69-60	at Starkville	•	2005: UA, 98-49	at Tuscaloosa
UA, 32-28	•	1979: UA, 87-65	at Tuscaloosa	•	UA, 68-63	at Starkville
1942: UA, 37-27	•	UA, 68-67	at Starkville	•	2006: UA, 65-59	at Tuscaloosa
MSU, 33-32	•	1980: MSU, 80-66	at Starkville	•	MSU, 71-58	at Starkville



SEC SERIES SCORES

2007: UA, 80-79 at Tuscaloosa	• MSU, 89-83 at Starkville	• AU, 65-60 at Auburn
MSU, 91-67 at Starkville	• 2003: MSU, 84-54 at Starkville	• 1951: AU, 92-85 at Auburn
2008: MSU, 66-56 at Tuscaloosa	• UA, 53-51 at Fayetteville	• 1952: AU, 68-61 at Starkville
MSU, 73-66 at Starkville	• 2004: MSU, 80-62 at Starkville	• 1953: AU, 82-60 at Auburn
MSU, 69-67 at Atlanta, Ga.*	• MSU, 77-70 at Fayetteville	• 1954: AU, 76-75 at Birmingham
2009: MSU, 83-74 at Starkville	• 2005: MSU, 80-55 at Starkville	• MSU, 79-74 at Starkville
UA, 87-85 at Tuscaloosa	• MSU, 57-55 at Fayetteville	• 1955: AU, 79-58 at Auburn
2010: UA, 62-57 at Tuscaloosa	• 2006: MSU, 69-67 at Starkville	• 1956: AU, 81-68 at Starkville
MSU, 74-66 at Starkville	• UA, 80-70 at Fayetteville	• 1957: AU, 86-66 at Auburn
2011: UA, 75-57 at Starkville	• 2007: MSU, 84-60 at Starkville	• 1958: MSU, 52-37 at Birmingham #
UA, 75-61 at Tuscaloosa	• UA, 67-58 at Fayetteville	• MSU, 70-42 at Starkville
2012: MSU, 56-52 at Starkville	• UA, 81-72 at Atlanta, Ga.*	• 1959: AU, 97-66 at Auburn
UA, 67-50 at Tuscaloosa	• 2008: UA, 78-58 at Fayetteville	• 1960: AU, 64-48 at Starkville
2013: UA, 75-43 at Starkville	• MSU, 80-74 at Starkville	• 1961: MSU, 56-48 at Auburn
UA, 64-56 at Tuscaloosa	• 2009: MSU, 70-56 at Fayetteville	• 1962: MSU, 51-48 at Starkville
2014: UA, 80-61 at Tuscaloosa	• MSU, 86-77 at Starkville	• 1963: MSU, 62-53 at Auburn
2015: UA, 55-51 at Starkville	• 2010: MSU, 82-80 at Starkville	• 1964: AU, 64-63 at Starkville
2016: UA, 82-80 at Starkville	• UA, 67-62 at Fayetteville	• 1965: AU, 71-70 at Starkville
MSU, 67-61 at Tuscaloosa	• 2011: MSU, 67-56 at Starkville	• 1966: MSU, 83-72 at Auburn
2017: UA, 68-58 at Starkville	• MSU, 88-78 at Fayetteville	• 1967: MSU, 59-54 at Starkville
UA, 71-62 at Tuscaloosa	• 2012: UA, 98-88 at Fayetteville	• AU, 68-57 at Auburn
UA, 75-55 at Nashville*	• MSU, 79-59 at Starkville	• 1968: MSU, 66-62 at Auburn

At Starkville: MSU leads, 56-39

At Tuscaloosa: UA leads, 77-15

At Neutral Sites: UA leads, 7-3

ARKANSAS (27-33)

1952: MSU, 79-39 at Starkville
1953: UA, 102-71 at Fayetteville
1965: UA, 84-69 at Jackson, MS
1966: UA, 69-61 at Little Rock
1970: MSU, 76-74 at Memphis #
1971: MSU, 69-67 at Fayetteville
1972: MSU, 78-75 at Starkville
1975: UA, 75-72 at Starkville
1978: UA, 94-61 at Little Rock
1992: UA, 99-78 at Fayetteville
UA, 84-76 at Starkville
1993: MSU, 80-76 at Starkville
UA, 115-58 at Fayetteville
1994: MSU, 72-71 at Starkville
UA, 80-62 at Fayetteville
1995: UA, 79-74 at Fayetteville
MSU, 83-62 at Starkville
1996: UA, 80-68 at Fayetteville
MSU, 78-63 at Starkville
1997: UA, 98-64 at Fayetteville
MSU, 93-77 at Starkville
1998: UA, 83-70 at Fayetteville
UA, 76-73 at Starkville
1999: UA, 61-59 at Starkville
UA, 82-62 at Fayetteville
UA, 84-79 at Atlanta, Ga.*
2000: UA, 83-73 at Fayetteville
UA, 87-81 at Starkville
2001: MSU, 87-73 at Starkville
UA, 83-72 at Fayetteville
2002: UA, 75-64 at Fayetteville

MSU, 89-83 at Starkville
2003: MSU, 84-54 at Starkville
UA, 53-51 at Fayetteville
2004: MSU, 80-62 at Starkville
MSU, 77-70 at Fayetteville
2005: MSU, 80-55 at Starkville
MSU, 57-55 at Fayetteville
2006: MSU, 69-67 at Starkville
UA, 80-70 at Fayetteville
2007: MSU, 84-60 at Starkville
UA, 67-58 at Fayetteville
UA, 81-72 at Atlanta, Ga.*
2008: UA, 78-58 at Fayetteville
MSU, 80-74 at Starkville
2009: MSU, 70-56 at Fayetteville
MSU, 86-77 at Starkville
2010: MSU, 82-80 at Starkville
UA, 67-62 at Fayetteville
2011: MSU, 67-56 at Starkville
MSU, 88-78 at Fayetteville
2012: UA, 98-88 at Fayetteville
MSU, 79-59 at Starkville
2013: UA, 96-70 at Fayetteville
2014: UA, 73-69 at Starkville
2015: UA, 61-41 at Fayetteville
UA, 65-61 at Starkville
2016: UA, 82-68 at Fayetteville
MSU, 78-46 at Starkville
2017: MSU, 84-78 at Fayetteville

- Liberty Bowl Classic

At Starkville: MSU leads, 20-7

At Fayetteville: UA leads, 21-6

At Neutral Sites: UA leads, 5-1

AUBURN (69-75)

1915: MSU, 44-16 at Starkville
MSU, 32-11 at Starkville
UA, 19-18 at Auburn
UA, 21-17 at Auburn
1927: MSU, 34-31 at Auburn
UA, 27-24 at Auburn
1928: AU, 42-34 at Atlanta, Ga.!
1941: MSU, 48-44 at Auburn
1942: AU, 39-29 at Starkville
MSU, 41-40 at Starkville
1943: MSU, 41-35 at Starkville
MSU, 36-26 at Starkville
MSU, 38-37 at Auburn
MSU, 44-40 at Auburn
1946: AU, 55-47 at Auburn
UA, 37-26 at Auburn
UA, 40-30 at Starkville
MSU, 39-31 at Starkville
1947: MSU, 61-35 at Starkville
1948: MSU, 49-35 at Auburn
1949: MSU, 54-53 at Auburn
MSU, 47-43 at Starkville
1950: AU, 65-64 at Starkville
• AU, 65-60 at Auburn
• 1951: AU, 92-85 at Auburn
• 1952: AU, 68-61 at Starkville
• 1953: AU, 82-60 at Auburn
• 1954: AU, 76-75 at Birmingham
• MSU, 79-74 at Starkville
• 1955: AU, 79-58 at Auburn
• 1956: AU, 81-68 at Starkville
• 1957: AU, 86-66 at Auburn
• 1958: MSU, 52-37 at Birmingham #
• MSU, 70-42 at Starkville
• 1959: AU, 97-66 at Auburn
• 1960: AU, 64-48 at Starkville
• 1961: MSU, 56-48 at Auburn
• 1962: MSU, 51-48 at Starkville
• 1963: MSU, 62-53 at Auburn
• 1964: AU, 64-63 at Starkville
• 1965: AU, 71-70 at Starkville
• 1966: MSU, 83-72 at Auburn
• 1967: MSU, 59-54 at Starkville
• AU, 68-57 at Auburn
• 1968: MSU, 66-62 at Auburn
• AU, 74-72 at Starkville
• 1969: MSU, 65-59 at Starkville
• AU, 87-68 at Auburn
• 1970: AU, 94-66 at Auburn
• AU, 71-69 at Starkville
• 1971: AU, 73-70 at Starkville
• AU, 92-68 at Auburn
• 1972: AU, 85-75 at Auburn
• MSU, 82-60 at Starkville
• 1973: AU, 62-77 at Auburn
• MSU, 94-87 at Starkville
• 1974: AU, 87-81 at Starkville
• MSU, 67-60 at Auburn
• 1975: AU, 98-89 at Auburn
• AU, 78-74 at Starkville
• 1976: AU, 75-70 at Auburn
• MSU, 75-74 at Starkville
• 1977: MSU, 81-79 at Auburn
• MSU, 89-75 at Starkville
• 1978: AU, 85-74 at Auburn
• MSU, 83-82 at Starkville
• 1979: MSU, 74-72 at Auburn
• MSU, 73-66 at Starkville
• 1980: AU, 77-67 at Auburn
• MSU, 76-72 at Starkville
• 1981: MSU, 69-61 at Starkville
• AU, 66-55 at Auburn
• 1982: AU, 62-49 at Auburn
• MSU, 59-45 at Starkville
• AU, 38-36 at Lexington *
• 1983: AU, 77-66 at Auburn
• MSU, 69-53 at Starkville
• 1984: AU, 73-55 at Starkville
• AU, 68-53 at Auburn
• 1985: AU, 62-53 at Auburn
• MSU, 82-65 at Starkville
• 1986: AU, 72-56 at Starkville

SEC SERIES SCORES



AU, 69-64	at Auburn	•	AU, 74-68	at Nashville*	•	UF, 107-104	2ot at Starkville	
MSU, 65-63	at Lexington *	•	2016: MSU, 79-66	at Starkville	•	1976: UF, 90-78	at Gainesville	
1987: AU, 66-52	at Starkville	•	2017: AU, 98-92	at Auburn	•	UF, 78-71	ot at Starkville	
AU, 59-45	at Auburn	•	# - Birmingham Classic				UF, 97-75	at Gainesville
1988: AU, 65-57	at Auburn	•	At Starkville: MSU leads, 43-25				UF, 79-72	at Starkville
AU, 77-61	at Starkville	•	At Auburn: AU leads, 46-23				1978: MSU, 78-74	at Gainesville
1989: MSU, 69-56	at Starkville	•	At Neutral Sites: Auburn leads, 4-3				MSU, 70-51	at Starkville
AU, 70-68	at Auburn	•	FLORIDA (49-64)				1979: UF, 77-75	at Gainesville
1990: AU, 93-71	at Auburn	•	<hr/>				MSU, 80-64	at Starkville
AU, 77-74	at Starkville	•	1936: MSU, 53-31	at Starkville	•	1980: MSU, 90-72	at Gainesville	
1991: MSU, 84-64	at Auburn	•	MSU, 36-22	at Starkville	•	MSU, 90-73	at Starkville	
MSU, 94-76	at Starkville	•	1937: MSU, 27-25	at Gainesville	•	1981: MSU, 89-68	at Starkville	
1992: MSU, 75-72	at Auburn	•	MSU, 33-16	at Gainesville	•	UF, 81-71	at Gainesville	
MSU, 77-70	at Starkville	•	1941: UF, 53-30	at Starkville	•	1982: UF, 70-62	at Gainesville	
1993: MSU, 77-71	at Starkville	•	1942: UF, 48-47	at Gainesville	•	MSU, 65-56	at Starkville	
AU, 83-77	at Auburn	•	MSU, 48-31	at Gainesville	•	1983: MSU, 62-60	at Gainesville	
1994: MSU, 91-86	ot at Auburn	•	1943: MSU, 43-36	at Starkville	•	MSU, 73-62	at Starkville	
AU, 76-65	at Starkville	•	MSU, 33-29	at Starkville	•	1984: UF, 56-55	at Starkville	
1995: AU, 70-69	at Starkville	•	1947: MSU, 55-24	at Starkville	•	UF, 60-59	at Gainesville	
AU, 76-69	at Auburn	•	1948: UF, 53-47	at Gainesville	•	1985: UF, 72-57	at Gainesville	
1996: MSU, 78-75	ot at Auburn	•	1949: UF, 40-37	at Starkville	•	UF, 69-63	at Starkville	
MSU, 67-51	at Starkville	•	1950: UF, 63-45	at Starkville	•	1986: UF, 73-64	at Starkville	
MSU, 69-58	at New Orleans*	•	1951: UF, 68-64	at Gainesville	•	UF, 76-58	at Gainesville	
1997: AU, 81-68	at Auburn	•	1952: MSU, 72-58	at Starkville	•	1987: UF, 100-56	at Gainesville	
AU, 68-64	at Starkville	•	1953: UF, 79-75	at Gainesville	•	UF, 84-56	at Starkville	
1998: AU, 69-66	at Starkville	•	1954: MSU, 70-66	at Starkville	•	1988: UF, 55-45	at Starkville	
AU, 68-66	ot at Auburn	•	1955: UF, 77-66	at Gainesville	•	UF, 69-52	at Gainesville	
1999: AU, 64-54	at Auburn	•	1956: MSU, 84-74	at Starkville	•	1989: UF, 81-57	at Gainesville	
AU, 76-73	at Starkville	•	1957: UF, 89-80	at Gainesville	•	UF, 78-69	at Starkville	
2000: AU, 51-45	at Starkville	•	1958: MSU, 90-78	at Starkville	•	1990: MSU, 98-73	at Starkville	
AU, 73-57	at Auburn	•	1959: MSU, 105-68	at Gainesville	•	MSU, 79-54	at Gainesville	
2001: AU, 60-56	at Auburn	•	1960: MSU, 81-75	at Starkville	•	1991: UF, 85-82	at Gainesville	
MSU, 85-74	at Starkville	•	1961: UF, 59-57	at Gainesville	•	MSU, 81-67	at Starkville	
2002: MSU, 72-64	at Auburn	•	1962: MSU, 67-45	at Starkville	•	1992: UF, 87-66	at Gainesville	
MSU, 89-53	at Starkville	•	1963: UF, 73-52	at Gainesville	•	1993: MSU, 78-71	at Starkville	
2003: MSU, 63-46	at Auburn	•	1964: MSU, 68-61	at Starkville	•	1994: UF, 84-75	at Gainesville	
MSU, 67-45	at Starkville	•	1965: UF, 74-59	at Starkville	•	1995: MSU, 70-47	at Starkville	
2004: MSU, 73-68	at Auburn	•	UF, 68-51	at Gainesville	•	UF, 80-64	at Atlanta, Ga.*	
MSU, 105-91	at Starkville	•	1966: MSU, 76-68	at Starkville	•	1996: MSU, 69-66	at Gainesville	
2005: MSU, 90-53	at Starkville	•	UF, 78-74	at Gainesville	•	1997: UF, 72-69	at Starkville	
AU, 90-76	at Auburn	•	1967: UF, 63-54	at Gainesville	•	1998: UF, 82-78	ot at Gainesville	
2006: MSU, 71-53	at Starkville	•	UF, 59-54	at Starkville	•	1999: MSU, 66-63	at Starkville	
AU, 75-71	at Auburn	•	1968: MSU, 66-65	at Jacksonville	•	2000: UF, 88-58	at Gainesville	
2007: MSU, 87-76	at Starkville	•	MSU, 56-55	at Starkville	•	2001: UF, 81-80	at Starkville	
MSU, 91-83	at Auburn	•	MSU, 71-67	at Gainesville	•	2002: UF, 76-48	at Gainesville	
2008: MSU, 83-64	at Auburn	•	1969: UF, 70-64	at Gainesville	•	MSU, 62-52	at Atlanta, Ga.*	
MSU 89-78	at Starkville	•	UF, 96-79	at Starkville	•	2003: UF, 74-66	at Starkville	
2009: AU, 91-76	at Auburn	•	1970: MSU, 79-77	at Starkville	•	2004: MSU, 79-68	at Gainesville	
AU, 76-58	at Starkville	•	UF, 87-70	at Gainesville	•	2005: MSU, 71-57	at Starkville	
2010: MSU, 85-75	ot at Starkville	•	1971: MSU, 72-58	at Gainesville	•	UF, 80-64	at Atlanta, Ga.*	
AU, 89-80	at Auburn	•	MSU, 70-65	at Starkville	•	2006: UF, 75-60	at Gainesville	
2011: MSU, 85-66	at Starkville	•	1972: MSU, 69-68	at Starkville	•	2007: UF, 70-67	at Starkville	
AU, 65-62	at Auburn	•	UF, 88-80	at Gainesville	•	2008: MSU, 68-59	at Gainesville	
2012: MSU, 91-88	at Starkville	•	1973: UF, 66-64	at Gainesville	•	2009: MSU, 80-71	at Starkville	
AU, 65-55	at Auburn	•	MSU, 81-75	at Starkville	•	2010: UF, 69-62	at Gainesville	
2013: MSU, 74-71	ot at Starkville	•	1974: MSU, 91-70	at Starkville	•	MSU, 75-69	at Nashville *	
AU, 82-74	at Starkville	•	UF, 78-75	at Gainesville	•	2011: MSU, 71-64	at Starkville	
2014: MSU, 82-74	at Starkville	•	1975: UF, 94-82	at Gainesville	•	2012: UF, 69-57	at Gainesville	
AU, 92-82	at Auburn	•				2013: UF, 82-47	at Starkville	
2015: MSU, 78-71	at Auburn	•						



SEC SERIES SCORES

UF, 83-58 at Gainesville
2014: UF, 62-51 at Starkville
2015: UF, 72-47 at Gainesville
2016: UF, 81-78 at Gainesville
2017: UF, 57-52 at Starkville

- Gator Bowl Tournament
At Starkville: MSU leads, 33-22
At Gainesville: UF leads, 40-13
At Neutral Sites: MSU leads, 3-2

GEORGIA (53-58)

1932: UG, 48-26 at Atlanta, Ga.!
1946: UG, 45-44 at Louisville, Ky.*
1949: UG, 70-40 at Athens
1950: MSU, 51-40 at Starkville
1951: UG, 57-49 at Athens
1952: MSU, 83-55 at Starkville
1953: UG, 75-63 at Athens
1954: MSU, 75-60 at Starkville
1955: UG, 90-75 at Athens
1956: MSU, 83-71 at Starkville
1957: MSU, 86-73 at Athens
1958: MSU, 92-77 at Starkville
1959: MSU, 76-56 at Athens
1960: UG, 67-62 at Starkville
1961: MSU, 99-77 at Athens
1962: MSU, 83-74 at Starkville
1963: MSU, 86-75 at Athens
1964: UG, 73-61 at Starkville
1965: MSU, 79-74 at Starkville
 UG, 82-62 at Athens
1966: MSU, 58-54 at Starkville
 UG, 83-71 at Athens
1967: MSU, 93-71 at Athens
 MSU, 92-63 at Starkville
1968: UG, 72-69 at Athens
 UG, 81-77 at Starkville
1969: MSU, 73-71 at Athens
 UG, 95-80 at Starkville
1970: UG, 79-76 at Starkville
 MSU, 86-77 at Athens
1971: MSU, 67-66 at Athens
 MSU, 62-57 at Starkville
1972: MSU, 62-58 at Starkville
 UG, 87-82 at Athens
1973: MSU, 90-84 at Athens
 MSU, 72-68 at Starkville
1974: MSU, 76-56 at Athens
 MSU, 84-69 at Starkville
1975: UG, 67-65 at Starkville
 MSU, 77-71 at Athens
1976: UG, 85-73 at Athens
 MSU, 90-79 at Starkville
1977: UG, 82-73 at Athens
 MSU, 98-69 at Starkville
1978: MSU, 57-44 at Athens
 MSU, 68-45 at Starkville
1979: UG, 69-67 at Athens

MSU, 86-62 at Starkville
 UG, 75-72 at Birmingham *
1980: MSU, 88-75 at Starkville
 MSU, 62-56 at Athens
1981: UG, 66-64 at Athens
 UG, 68-65 at Starkville
1982: UG, 26-20 at Starkville
 UG, 71-49 at Athens
1983: UG, 75-59 at Athens
 MSU, 73-64 at Starkville
1984: UG, 54-52 at Starkville
 UG, 69-45 at Athens
 UG, 52-49 at Nashville *
1985: MSU, 65-64 at Starkville
 UG, 79-74 at Athens
1986: UG, 72-55 at Athens
 UG, 62-61 at Starkville
1987: UG, 48-41 at Athens
 MSU, 64-63 at Starkville
1988: MSU, 80-72 at Starkville
 UG, 49-35 at Athens
 UG, 64-43 at Baton Rouge *
1989: UG, 79-68 at Starkville
 MSU, 86-85 at Athens
 UG, 83-68 at Knoxville *
1990: UG, 83-69 at Athens
 UG, 82-74 at Starkville
1991: UG, 81-73 at Starkville
 MSU, 70-64 at Athens
1992: MSU, 75-66 at Starkville
1993: UG, 86-73 at Athens
 UG, 87-56 at Lexington, Ky.*
1994: MSU, 67-60 at Starkville
1995: MSU, 60-59 at Athens
1996: MSU, 76-73 at Starkville
 MSU, 86-68 at New Orleans *
1997: UG, 56-54 at Athens
1998: MSU, 69-64 at Starkville
 UG, 79-76 at Atlanta *
1999: UG, 63-60 at Athens
2000: MSU, 71-59 at Starkville
2001: UG, 94-73 at Athens
2002: UG, 86-68 at Starkville
2003: UG, 67-63 at Athens
2004: MSU, 71-58 at Starkville
2005: MSU, 76-62 at Athens
 MSU, 76-65 at Atlanta *
2006: MSU, 83-68 at Starkville
2007: UG, 86-73 at Athens
2008: MSU, 60-49 at Starkville
 UG, 64-60 at Atlanta, Ga.*
2009: MSU, 67-61 at Athens
 MSU, 79-60 at Tampa, Fla.*
2010: MSU, 72-69 at Starkville
2011: UG, 86-64 at Athens
2012: UG, 70-68 at Starkville
 UG, 71-61 at New Orleans*
2013: MSU, 72-61 at Athens
2014: UG, 75-55 at Starkville

UG, 66-45 at Athens
2015: UG, 72-66 at Starkville
2016: UG, 66-57 at Starkville
 UG, 79-69 at Nashville*
2017: UG, 79-72 at Athens

At Starkville: MSU leads, 31-18
At Athens: UG leads, 29-19
At Neutral Sites: UG leads, 11-3

KENTUCKY (20-94)

1921: UK, 28-14 at Atlanta +g
1922: UK, 28-21 at Lexington
1924: MSU, 17-16 at Lexington
1925: UK, 31-26 at Atlanta !
1926: MSU, 31-26 at Atlanta !
1929: UK, 25-23 at Jackson,
 UK, 32-14 at Starkville
1930: UK, 38-17 at Lexington
 UK, 20-14 at Lexington
1933: UK, 46-27 at Atlanta *
1936: UK, 41-39 at Knoxville *
1939: UK, 39-28 at Lexington
1940: UK, 45-37 at Lexington
1943: UK, 52-43 at Louisville, Ky.*
1950: UK, 87-55 at Owensboro, Ky.
 UK, 56-46 at Louisville, Ky.*
1951: UK, 80-60 at Starkville
 UK, 92-70 at Louisville, Ky.*
1952: UK, 110-66 at Lexington
1954: UK, 81-49 at Lexington
1955: UK, 61-56 at Starkville
1956: UK, 86-65 at Lexington
1957: MSU, 89-81 at Starkville
1958: UK, 72-62 at Lexington
1959: MSU, 66-58 at Starkville
1960: UK, 90-59 at Lexington
1961: UK, 68-62 at Starkville
1962: MSU, 49-44 at Lexington
1963: MSU, 56-52 at Starkville
1964: UK, 65-59 at Lexington
1965: UK, 74-56 at Lexington
1966: UK, 73-69 at Starkville
1967: MSU, 77-72 at Lexington
 UK, 103-74 at Starkville
1968: UK, 92-84 at Starkville
 UK, 107-81 at Lexington
1969: UK, 91-72 at Starkville
 UK, 91-69 at Lexington
1970: UK, 111-76 at Lexington
 UK, 86-57 at Starkville
1971: UK, 79-71 at Starkville
 UK, 102-83 at Lexington
1972: UK, 104-76 at Lexington
 UK, 63-55 at Starkville
1973: UK, 90-81 at Starkville
 UK, 100-87 at Lexington
1974: UK, 82-70 at Starkville
 UK, 108-69 at Lexington

SEC SERIES SCORES



1975: UK, 112-79	at Lexington	•	2012: UK, 73-64	at Starkville	•	LSU, 66-44	at Starkville
UK, 118-80	at Starkville	•	2013: UK, 85-55	at Lexington	•	MSU, 63-46	at Starkville
1976: MSU, 77-73	at Starkville	•	2014: UK, 85-63	at Lexington	•	1939: LSU, 48-32	at Starkville
UK, 94-93	ot at Lexington	•	UK, 69-59	at Starkville	•	MSU, 31-29	at Starkville
1977: UK, 92-85	at Starkville	•	2015: UK, 74-56	at Starkville	•	LSU, 47-45	at Baton Rouge
UK, 77-64	at Lexington	•	2016: UK, 80-74	at Lexington	•	LSU, 54-33	at Baton Rouge
1978: UK, 75-65	at Starkville	•	2017: UK, 88-81	at Starkville	•	1940: MSU, 49-37	at Starkville
UK, 58-56	at Lexington	•			•	LSU, 55-42	at Baton Rouge
1979: MSU, 63-61	at Starkville	•			•	1941: MSU, 35-26	at Starkville
UK, 80-65	at Lexington	•			•	LSU, 39-37	at Baton Rouge
1980: UK, 89-67	at Starkville	•			•	1942: MSU, 43-41	at Starkville
UK, 71-65	at Lexington	•			•	LSU, 51-40	at Baton Rouge
1981: UK, 71-64	at Lexington	•			•	1943: MSU, 48-40	at Starkville
UK, 78-74	at Starkville	•			•	LSU, 61-40	at Baton Rouge
1982: MSU, 56-51	at Starkville	•			•	1945: MSU, 47-39	at Starkville
UK, 71-54	at Lexington	•			•	LSU, 62-27	at Baton Rouge
1983: UK, 59-53	ot at Starkville	•			•	1946: MSU, 54-30	at Starkville
UK, 88-67	at Lexington	•			•	LSU, 73-31	at Baton Rouge
1984: UK, 51-42	at Lexington	•			•	1947: LSU, 61-57	at Starkville
UK, 77-58	at Starkville	•			•	LSU, 64-49	at Baton Rouge
1985: UK, 58-57	at Lexington	•			•	1948: MSU, 53-49	at Starkville
MSU, 82-69	at Starkville	•			•	LSU, 65-40	at Baton Rouge
1986: UK, 64-52	at Starkville	•			•	1949: LSU, 64-40	at Baton Rouge
UK, 88-62	at Lexington	•			•	MSU, 48-42	at Starkville
1987: UK, 57-49	at Starkville	•			•	1950: MSU, 48-41	at Starkville
UK, 50-36	at Lexington	•			•	LSU, 68-58	at Baton Rouge
1988: UK, 93-52	at Lexington	•			•	1951: MSU, 94-69	at Starkville
UK, 83-59	at Starkville	•			•	LSU, 76-61	at Baton Rouge
1989: UK, 73-61	at Lexington	•			•	1952: MSU, 59-54	at Starkville
MSU, 68-67	at Starkville	•			•	LSU, 103-78	at Baton Rouge
1990: UK, 102-97	at Lexington	•			•	LSU, 77-44	at Louisville, Ky.*
MSU, 87-86	ot at Starkville	•			•	1953: LSU, 75-55	at Starkville
1991: UK, 89-70	at Lexington	•			•	LSU, 82-47	at Baton Rouge
MSU, 83-82	at Starkville	•			•	1954: LSU, 65-54	at Baton Rouge
1992: UK, 89-84	at Starkville	•			•	LSU, 61-57	at Starkville
1993: UK, 87-63	at Lexington	•			•	1955: LSU, 67-63	at Starkville
1994: UK, 86-70	at Starkville	•			•	MSU, 84-80	at Baton Rouge
UK, 95-76	at Memphis *	•			•	1956: MSU, 87-78	at Baton Rouge
1995: MSU, 76-71	at Lexington	•			•	LSU, 79-71	at Starkville
1996: UK, 74-56	at Starkville	•			•	1957: MSU, 81-72	at Starkville
MSU, 84-73	at New Orleans *	•			•	LSU, 84-76	at Baton Rouge
1997: UK, 90-61	at Lexington	•			•	1958: MSU, 71-54	at Baton Rouge
1998: UK, 77-71	at Starkville	•			•	MSU, 95-72	at Starkville
1999: UK, 76-49	at Lexington	•			•	1959: MSU, 78-71	at Starkville
2000: UK, 73-61	at Starkville	•			•	MSU, 75-67	at Baton Rouge
2001: UK, 76-57	at Lexington	•			•	1960: MSU, 71-60	at Baton Rouge
2002: MSU, 74-69	ot at Starkville	•			•	LSU, 69-64	at Starkville
2003: UK, 70-62	at Lexington	•			•	1961: MSU, 77-61	at Starkville
UK, 64-57	at New Orleans *	•			•	MSU, 66-54	at Baton Rouge
2004: UK, 67-66	at Starkville	•			•	1962: MSU, 73-51	at New Orleans #
2005: UK, 94-78	at Lexington	•			•	MSU, 87-66	at Baton Rouge
2006: UK, 81-66	at Starkville	•			•	MSU, 58-48	at Starkville
2007: UK, 64-60	at Lexington	•			•	1963: MSU, 73-66	at Starkville
MSU, 84-82	ot at Atlanta *	•			•	MSU, 99-64	at Baton Rouge
2008: MSU, 69-64	at Starkville	•			•	1964: LSU, 87-71	at Baton Rouge
2009: MSU, 66-57	at Lexington	•			•	LSU, 63-60	at Starkville
2010: UK, 81-75	ot at Starkville	•			•	1965: MSU, 76-74	at Starkville
UK, 75-74	ot at Nashville *	•			•	LSU, 94-75	at Baton Rouge
2011: UK, 85-79	at Lexington	•			•	1966: MSU, 74-71	at Baton Rouge

LSU (101-109)

1909: LSU, 18-12	at Baton Rouge
LSU, 14-10	at Baton Rouge
1911: LSU, 33-17	at Starkville
LSU, 42-12	at Starkville
1912: MSU, 22-16	at Starkville
MSU, 21-11	at Starkville
1915: LSU, 24-12	at Baton Rouge
MSU, 15-14	at Baton Rouge
1916: LSU, 31-21	at Starkville
MSU, 23-17	at Starkville
1917: LSU, 36-28	at Baton Rouge
LSU, 38-17	at Baton Rouge
1920: LSU, 27-12	at Baton Rouge
1923: MSU, 36-25	at Baton Rouge
MSU, 35-20	at Baton Rouge
1924: MSU, 34-29	at Starkville
MSU, 54-34	at Starkville
1925: LSU, 24-17	at Baton Rouge
1928: MSU, 46-26	at Starkville
MSU, 29-23	at Starkville
1929: MSU, 26-16	at Baton Rouge
LSU, 39-29	at Baton Rouge
1930: LSU, 32-24	at Meridian, Miss.
1932: MSU, 29-28	at Baton Rouge
LSU, 40-15	at Baton Rouge
LSU, 30-26	at Starkville
LSU, 33-29	at Starkville
1933: LSU, 32-28	at Starkville
LSU, 49-26	at Starkville
LSU, 45-40	at Baton Rouge
LSU, 37-33	at Baton Rouge
1934: MSU, 47-46	at Starkville
LSU, 48-23	at Starkville
LSU, 54-39	at Baton Rouge
LSU, 61-30	at Baton Rouge
1935: LSU, 67-31	at Baton Rouge
LSU, 46-39	at Baton Rouge
1936: MSU, 49-38	at Starkville
LSU, 32-30	at Starkville
LSU, 43-37	at Baton Rouge
LSU, 45-40	at Baton Rouge
1937: MSU, 53-36	at Starkville
LSU, 42-41	at Baton Rouge
MSU, 39-38	at Baton Rouge
1938: LSU, 38-33	at Baton Rouge
LSU, 31-22	at Baton Rouge



SEC SERIES SCORES

MSU, 66-61 at Starkville	MSU, 67-61 at Baton Rouge	2016: MSU, 76-62 at Columbia
1967: MSU, 98-84 at Starkville	1996: MSU, 77-64 at Baton Rouge	2017: MSU, 89-74 at Starkville
MSU, 66-64 at Baton Rouge	MSU, 88-77 at Starkville	# - Show Me Classic
1968: LSU, 111-87 at Baton Rouge	1997: MSU, 69-66 at Starkville	At Starkville: MSU leads, 3-1
LSU, 94-83 at Starkville	MSU, 68-60 at Baton Rouge	At Columbia MU leads, 3-2
1969: LSU, 95-71 at Baton Rouge	1998: MSU, 85-48 at Starkville	
LSU, 99-89 at Starkville	MSU, 63-62 at Baton Rouge	OLE MISS (142-114)
1970: LSU, 109-91 at Baton Rouge	1999: MSU, 55-53 at Starkville	
LSU, 97-87 at Starkville	LSU, 74-63 at Baton Rouge	1914: MSU, 68-15 at Starkville
1971: LSU, 90-71 at Baton Rouge	2000: MSU, 68-66 at Starkville	MSU, 84-18 at Starkville
MSU, 78-70 at Starkville	LSU, 71-66 at Baton Rouge	MSU, 12-10 at Oxford
1972: LSU, 62-60 at Baton Rouge	2001: LSU, 82-73 at Starkville	MSU, 20-8 at Oxford
MSU, 89-71 at Starkville	MSU, 55-48 at Baton Rouge	1916: MSU, 28-9 at Oxford
1973: LSU, 84-78 at Starkville	2002: MSU, 84-61 at Starkville	MSU, 33-20 at Oxford
LSU, 94-82 at Baton Rouge	LSU, 68-65 at Baton Rouge	1917: MSU, 35-20 at Starkville
1974: MSU, 89-75 at Starkville	MSU, 57-51 at Atlanta, Ga.*	MSU, 42-24 at Starkville
MSU, 87-84 at Baton Rouge	2003: LSU, 85-72 at Baton Rouge	MSU, 42-25 at Oxford
1975: MSU, 93-84 at Baton Rouge	MSU, 67-64 at Starkville	UM, 29-15 at Oxford
MSU, 79-71 at Starkville	MSU, 76-61 at New Orleans *	1919: MSU, 32-23 at Oxford
1976: MSU, 90-83 at Starkville	2004: MSU, 64-54 at Baton Rouge	MSU, 52-14 at Oxford
LSU, 80-69 at Baton Rouge	MSU, 84-58 at Starkville	1920: UM, 23-10 at Oxford
1977: MSU, 80-77 at Starkville	2005: LSU, 69-62 at Baton Rouge	MSU, 21-15 at Oxford
LSU, 71-66 at Baton Rouge	LSU, 80-72 at Starkville	MSU, 49-13 at Starkville
1978: MSU, 84-82 at Starkville	2006: LSU, 71-57 at Starkville	MSU, 30-12 at Starkville
MSU, 68-67 at Baton Rouge	LSU, 72-59 at Baton Rouge	1921: MSU, 33-12 at Starkville
1979: LSU, 52-48 at Starkville	2007: MSU, 85-78 at Starkville	MSU, 34-20 at Starkville
MSU, 65-57 at Baton Rouge	MSU, 56-50 at Baton Rouge	UM, 17-13 at Oxford
1980: LSU, 80-58 at Baton Rouge	2008: MSU, 61-39 at Baton Rouge	UM, 23-13 at Oxford
LSU, 75-63 at Starkville	MSU 84-75 at Starkville	1922: MSU, 30-27 at Oxford
1981: LSU, 81-69 at Starkville	2009: LSU, 81-57 at Baton Rouge	MSU, 27-24 at Oxford
LSU, 94-89 at Baton Rouge	LSU, 97-94 at Baton Rouge	UM, 27-25 at Starkville
1982: LSU, 78-56 at Baton Rouge	MSU, 67-57 at Tampa, Fla.*	MSU, 48-17 at Starkville
LSU, 57-43 at Starkville	2010: MSU, 67-51 at Starkville	1923: MSU, 29-14 at Starkville
1983: MSU, 80-65 at Starkville	MSU, 60-59 at Baton Rouge	MSU, 23-18 at Starkville
LSU, 86-73 at Baton Rouge	2011: MSU, 58-57 at Baton Rouge	MSU, 28-26 at Oxford
1984: LSU, 80-64 at Baton Rouge	LSU, 84-82 at Starkville	UM, 30-27 at Oxford
LSU, 85-70 at Starkville	2012: MSU, 76-71 at Starkville	MSU, 33-26 at Atlanta +
1985: MSU, 83-69 at Starkville	LSU, 69-67 at Baton Rouge	1924: UM, 29-27 at Oxford
LSU, 80-65 at Baton Rouge	2013: LSU, 69-68 at Starkville	MSU, 47-42 at Starkville
1986: LSU, 90-84 at Baton Rouge	LSU, 80-68 at Baton Rouge	1925: MSU, 34-30 at Starkville
LSU, 68-62 at Starkville	2014: LSU, 92-81 at Baton Rouge	MSU, 38-28 at Oxford
1987: LSU, 52-50 at Starkville	2015: MSU, 73-67 at Starkville	1926: UM, 33-20 at Oxford
LSU, 55-46 at Baton Rouge	2016: LSU, 88-77 at Baton Rouge	1927: MSU, 36-22 at Starkville
LSU, 68-54 at Atlanta *	2017: MSU, 95-78 at Baton Rouge	MSU, 30-24 at Starkville
1988: MSU, 49-47 at Baton Rouge	MSU, 88-76 at Starkville	UM, 31-28 at Oxford
MSU, 62-60 at Starkville	MSU, 79-52 at Nashville*	UM, 26-19 at Oxford
1989: MSU, 87-84 at Baton Rouge	# - Sugar Bowl Tournament	1928: MSU, 38-30 at Oxford
MSU, 96-79 at Starkville	At Starkville: MSU leads, 60-38	MSU, 29-27 at Oxford
1990: MSU, 87-80 at Starkville	At Baton Rouge: LSU leads, 68-36	MSU, 45-34 at Starkville
LSU, 86-68 at Baton Rouge	At Neutral Sites: MSU leads, 5-3	MSU, 40-36 at Starkville
1991: MSU, 82-79 at Baton Rouge		1929: MSU, 32-30 at Starkville
MSU, 76-73 at Starkville		MSU, 28-26 at Starkville
1992: LSU, 83-70 at Starkville	MISSOURI (5-4)	UM, 37-21 at Oxford
LSU, 89-80 at Baton Rouge	1975: MU, 102-78 at Columbia #	UM, 41-27 at Oxford
1993: LSU, 84-76 at Starkville	2007: MU, 83-75 at Columbia	1930: UM, 30-26 at Greenwood, MS
LSU, 92-66 at Baton Rouge	2008: MSU, 87-75 at Starkville	UM, 23-19 at Greenwood, MS
1994: MSU, 66-52 at Baton Rouge	2013: MU, 78-36 at Starkville	UM, 38-31 at Oxford
MSU, 86-66 at Starkville	2014: MU, 85-66 at Columbia	MSU, 28-27 at Oxford
1995: MSU, 73-60 at Starkville	2015: MSU, 77-74 at Columbia	1932: UM, 37-19 at Oxford
	MSU, 52-43 at Starkville	

SEC SERIES SCORES



UM, 31-25	at Oxford	UM, 59-49	at Oxford	MSU, 84-78	at Oxford
UM, 35-25	at Starkville	1948: MSU, 47-43	at Starkville	1976: MSU, 65-54	at Starkville
UM, 38-26	at Starkville	MSU, 45-42	at Starkville	MSU, 76-66	at Oxford
1933: MSU, 40-36	at Starkville	UM, 59-37	at Oxford	1977: MSU, 85-49	at Starkville
MSU, 32-25	at Starkville	UM, 63-46	at Oxford	UM, 82-67	at Oxford
UM, 50-49	at Oxford	1949: UM, 69-61	at Oxford	1978: MSU, 73-48	at Starkville
UM, 41-27	at Oxford	UM, 52-51	at Starkville	UM, 61-60	at Oxford
1934: MSU, 41-25	at Starkville	1950: MSU, 64-60	at Starkville	1979: MSU, 101-92	2ot at Starkville
UM, 29-22	at Starkville	UM, 62-45	at Oxford	MSU, 68-64	at Oxford
MSU, 29-24	at Oxford	1951: MSU, 71-67	at Starkville	1980: UM, 75-64	at Oxford
UM, 36-35	at Oxford	UM, 95-60	at Oxford	UM, 73-66	at Starkville
1935: MSU, 55-37	at Starkville	1952: UM, 77-62	at Oxford	1981: UM, 59-52	ot at Starkville
MSU, 61-31	at Starkville	UM, 73-61	at Starkville	UM, 72-61	at Oxford
UM, 35-33	at Oxford	1953: MSU, 73-60	at Starkville	1982: UM, 54-30	at Oxford
UM, 40-38	at Oxford	UM, 62-46	at Oxford	UM, 47-33	at Starkville
1936: UM, 48-42	at Starkville	1954: UM, 63-53	at Oxford	1983: UM, 67-61	at Starkville
MSU, 39-38	at Starkville	MSU, 65-59	at Starkville	UM, 69-67	ot at Oxford
MSU, 51-43	at Oxford	1955: UM, 66-58	at Starkville	1984: MSU, 64-56	at Oxford
MSU, 41-32	at Oxford	MSU, 60-56	at Oxford	MSU, 70-51	at Starkville
1937: UM, 40-36	at Starkville	1956: MSU, 100-79	at Oxford	1985: MSU, 61-44	at Starkville
MSU, 43-34	at Starkville	MSU, 82-74	at Starkville	UM, 53-50	at Oxford
UM, 36-34	at Oxford	1957: MSU, 82-72	at Starkville	1986: UM, 57-56	at Oxford
UM, 50-42	at Oxford	MSU, 81-73	at Oxford	MSU, 48-43	at Starkville
1938: UM, 49-37	at Meridian, MS	1958: MSU, 66-53	at Starkville #	1987: MSU, 63-62	at Starkville
MSU, 58-45	at Jackson, MS	UM, 67-62	at Oxford	UM, 79-65	at Oxford
MSU, 43-41	at Starkville	MSU, 91-60	at Starkville	1988: UM, 61-52	at Oxford
UM, 45-44	at Starkville	1959: MSU, 87-58	at Starkville	MSU, 67-57	at Starkville
UM, 70-38	at Oxford	MSU, 23-16	at Oxford	1989: UM, 75-65	at Oxford
UM, 59-45	at Oxford	1960: UM, 67-60	at Oxford	MSU, 74-69	at Starkville
1939: UM, 40-39	at Meridian, MS	MSU, 72-54	at Starkville	1990: MSU, 104-102	4ot at Starkville
MSU, 37-33	at Jackson, MS	1961: MSU, 63-40	at Starkville	UM, 75-67	at Oxford
UM, 44-43	at Oxford	UM, 74-70	at Oxford	1991: MSU, 84-80	ot at Starkville
UM, 33-30	at Oxford	1962: MSU, 61-57	at Oxford	MSU, 84-77	at Oxford
MSU, 39-36	at Starkville	MSU, 63-58	at Starkville	1992: MSU, 84-72	at Starkville
MSU, 51-27	at Starkville	1963: MSU, 78-64	at Starkville	UM, 86-78	at Oxford
1940: MSU, 50-46	at Vicksburg, MS	MSU, 75-72	at Oxford	1993: UM, 69-53	at Oxford
MSU, 47-35	at Starkville	1964: UM, 77-75	at Oxford	UM, 56-53	at Starkville
UM, 64-51	at Oxford	UM, 78-61	at Starkville	1994: MSU, 81-69	at Oxford
1941: UM, 35-30	at Oxford	1965: MSU, 101-72	at Starkville	MSU, 72-52	at Starkville
MSU, 30-23	at Starkville	MSU, 78-77	ot at Oxford	1995: MSU, 94-52	at Starkville
UM, 41-40	at Oxford	1966: MSU, 90-74	at Oxford	MSU, 46-42	at Oxford
MSU, 33-20	at Starkville	MSU, 96-76	at Starkville	1996: MSU, 53-47	at Starkville
1942: UM, 33-31	at Starkville	1967: UM, 71-70	at Starkville	UM, 71-64	at Oxford
MSU, 52-37	at Oxford	UM, 58-57	at Oxford	1997: MSU, 75-64	at Starkville
MSU, 37-30	at Starkville	1968: UM, 63-53	at Oxford	UM, 84-61	at Oxford
MSU, 42-34	at Oxford	MSU, 88-79	at Starkville	1998: UM, 81-77	2ot at Oxford
1943: UM, 52-51	at Oxford	1969: UM, 67-60	at Oxford	UM, 82-78	at Starkville
MSU, 54-43	at Oxford	MSU, 64-60	at Starkville	1999: UM, 81-68	at Oxford
MSU, 51-39	at Starkville	1970: UM, 58-57	at Starkville	MSU, 72-69	at Starkville
MSU, 46-45	at Starkville	UM, 57-55	at Oxford	2000: MSU, 61-59	at Oxford
1945: MSU, 44-37	at Starkville	1971: UM, 83-74	at Oxford	MSU, 80-67	at Starkville
UM, 61-24	at Starkville	MSU, 75-67	at Starkville	2001: MSU, 79-69	at Starkville
UM, 41-36	at Oxford	1972: UM, 68-66	at Starkville	UM, 51-48	at Oxford
UM, 45-32	at Oxford	UM, 65-64	at Oxford	2002: UM, 66-59	at Oxford
1946: UM, 58-44	at Oxford	1973: UM, 74-61	at Starkville	MSU, 61-59	at Starkville
UM, 45-40	at Oxford	UM, 83-64	at Oxford	2003: MSU, 58-57	at Oxford
MSU, 50-43	at Starkville	1974: UM, 72-67	at Oxford	MSU, 68-64	ot at Starkville
MSU, 54-34	at Starkville	MSU, 75-69	ot at Starkville	MSU, 73-64	at New Orleans*
1947: MSU, 53-31	at Starkville	1975: MSU, 100-80	at Starkville	2004: MSU, 61-54	at Oxford



SEC SERIES SCORES

MSU, 80-56	at Starkville	•	2013: MSU, 56-54	at Starkville	•	UT, 63-51	at Knoxville
2005: MSU, 87-76	at Oxford	•	USC, 79-72	at Columbia	•	1969: MSU, 58-57	at Starkville
MSU, 71-68	at Starkville	•	MSU, 70-59	at Nashville *	•	UT, 80-50	at Knoxville
2006: UM, 75-65	at Oxford	•	2014: USC, 74-62	at Starkville	•	1970: UT, 58-56	at Knoxville
MSU, 84-55	at Starkville	•	2015: USC, 81-68	at Columbia	•	UT, 72-60	at Starkville
2007: MSU, 77-67	at Starkville	•	2016: USC, 84-74	at Columbia	•	1971: MSU, 69-67	at Starkville
UM, 85-73	at Oxford	•	MSU, 68-58	at Starkville	•	UT, 88-65	at Knoxville
2008: MSU, 88-68	at Starkville	•	2017: USC, 77-73	at Starkville	•	1972: UT, 82-49	at Knoxville
UM, 74-63	at Oxford	•	USC, 63-57	at Columbia	•	UT, 71-61	at Starkville
2009: UM, 67-63	at Starkville	•			•	1973: UT, 86-67	at Starkville
MSU, 82-80	at Oxford	•	At Starkville: MSU leads, 10-4		•	UT, 93-76	at Knoxville
2010: MSU, 80-75	at Oxford	•	At Columbia: USC leads, 8-7		•	1974: UT, 70-61	at Knoxville
MSU, 71-63	at Starkville	•	At Neutral Sites: Tied, 2-2		•	MSU, 62-58	at Starkville
2011: MSU, 69-64	at Oxford	•			•	1975: UT, 97-87	at Starkville
MSU, 71-58	at Starkville	•	TENNESSEE (43-81)		•	UT, 109-83	at Knoxville
2012: UM, 75-68	at Oxford	•	1924: UT, 20-17	at Knoxville	•	1976: UT, 75-66	at Knoxville
MSU, 70-60	at Starkville	•	MSU, 48-26	at Starkville	•	UT, 78-76	at Starkville
2013: UM, 93-75	at Oxford	•	MSU, 33-18	at Atlanta +	•	1977: UT, 68-59	at Knoxville
MSU, 73-67	at Starkville	•	1938: MSU, 35-31	at Knoxville	•	UT, 76-68	at Starkville
2014: MSU, 76-72	at Starkville	•	MSU, 34-31	at Starkville	•	1978: MSU, 70-68	at Knoxville
UM, 82-63	at Oxford	•	UT, 41-34	at Baton Rouge +	•	MSU, 62-60	at Starkville
UM, 78-66	at Atlanta *	•	1939: MSU, 24-23	at Starkville	•	1979: MSU, 72-62	at Knoxville
2015: UM, 79-73	at Oxford	•	UT, 42-30	at Knoxville	•	MSU, 90-84	2ot at Starkville
UM, 71-65	at Starkville	•	1941: UT, 37-28	at Knoxville	•	1980: UT, 70-61	at Starkville
2016: MSU, 83-77	at Starkville	•	UT, 35-29	at Louisville, Ky.*	•	UT, 85-73	at Knoxville
UM, 86-78	at Oxford	•	1942: UT, 50-40	at Louisville, Ky.*	•	1981: UT, 81-57	at Knoxville
2017: UM, 88-61	at Oxford	•	1943: UT, 35-33	at Starkville	•	1982: UT, 73-70	at Starkville
UM, 87-82	ot at Starkville	•	UT, 42-36	at Knoxville	•	1982: UT, 54-44	at Starkville
		•	1945: UT, 41-26	at Starkville	•	UT, 50-48	at Knoxville
		•	UT, 44-27	at Knoxville	•	1983: MSU, 75-74	ot at Knoxville
# - MSU Holiday Tournament		•	1946: UT, 52-27	at Starkville	•	MSU, 75-66	at Starkville
At Starkville: MSU leads, 94-26		•	UT, 38-31	at Knoxville	•	1984: MSU, 63-56	ot at Starkville
At Oxford: UM leads, 83-43		•	1947: UT, 35-34	at Starkville	•	UT, 45-42	at Knoxville
At Neutral Sites: Tied, 5-5		•	UT, 65-36	at Knoxville	•	1985: MSU, 82-66	at Starkville
		•	1948: UT, 64-57	at Knoxville	•	UT, 79-64	at Knoxville
		•	UT, 47-46	at Starkville	•	1986: UT, 69-51	at Knoxville
		•	UT, 73-52	at Louisville, Ky.*	•	MSU, 57-49	at Starkville
		•	1949: UT, 63-58	at Knoxville	•	1987: UT, 74-61	at Knoxville
		•	UT, 73-46	at Louisville, Ky.*	•	MSU, 62-60	at Starkville
		•	1950: MSU, 65-56	at Starkville	•	1988: UT, 63-48	at Starkville
		•	1951: UT, 76-75	at Starkville	•	UT, 64-62	at Knoxville
		•	1952: UT, 78-69	at Knoxville	•	1989: UT, 86-85	at Starkville
		•	1953: MSU, 65-63	at Starkville	•	UT, 81-71	at Knoxville
		•	1954: UT, 97-81	at Knoxville	•	1990: UT, 82-77	at Knoxville
		•	1955: UT, 93-67	at Starkville	•	UT, 84-83	ot at Starkville
		•	1956: MSU, 75-58	at Knoxville	•	1991: MSU, 70-65	at Knoxville
		•	1957: MSU, 97-90	2ot at Starkville	•	MSU, 95-68	at Starkville
		•	1958: UT, 104-83	at Knoxville	•	UT, 87-70	at Nashville *
		•	1959: MSU, 52-45	at Starkville	•	1992: MSU, 94-76	at Starkville
		•	1960: UT, 48-38	at Knoxville	•	1993: UT, 92-75	at Knoxville
		•	1961: MSU, 72-67	at Starkville	•	1994: MSU, 80-66	at Starkville
		•	1962: MSU, 91-67	at Knoxville	•	MSU, 73-69	at Memphis *
		•	1963: MSU, 63-59	at Starkville	•	1995: MSU, 60-52	at Knoxville
		•	1964: UT, 82-58	at Knoxville	•	1996: MSU, 60-59	at Starkville
		•	1965: UT, 77-57	at Knoxville	•	1997: UT, 54-53	at Knoxville
		•	1966: MSU, 75-74	2ot at Starkville	•	1998: UT, 87-63	at Starkville
		•	1967: UT, 67-45	at Knoxville	•	1999: MSU, 88-82	at Knoxville
		•	UT, 78-76	3ot at Starkville	•	MSU, 62-56	at Atlanta, Ga.*
		•	1968: UT, 65-57	at Starkville	•	2000: UT, 88-81	at Starkville

SOUTH CAROLINA (19-14)

1992: MSU, 60-57	at Columbia	•
1993: MSU, 83-63	at Starkville	•
1994: MSU, 73-72	at Columbia	•
1995: MSU, 71-56	at Starkville	•
1996: USC, 77-69	at Columbia	•
1997: USC, 73-65	at Starkville	•
1998: USC, 76-65	at Columbia	•
1999: MSU, 66-60	at Starkville	•
2000: USC, 68-67	at Columbia	•
2001: MSU, 77-73	at Starkville	•
USC, 69-62	at Nashville *	•
2002: MSU, 64-57	at Columbia	•
2003: MSU, 64-48	at Starkville	•
2004: MSU, 79-75	ot at Columbia	•
2005: MSU, 73-65	at Starkville	•
2006: USC, 83-61	at Columbia	•
USC, 59-44	at Nashville *	•
2007: USC, 66-63	at Starkville	•
2008: MSU, 61-56	ot at Columbia	•
2009: MSU, 75-70	at Starkville	•
MSU, 82-68	at Tampa, Fla.*	•
2010: MSU, 76-63	at Columbia	•
2011: MSU, 60-58	at Starkville	•
2012: MSU, 69-67	ot at Columbia	•

SEC SERIES SCORES

<p>2001: UT, 84-79 at Knoxville</p> <p>2002: MSU, 92-91 ot at Starkville</p> <p>2003: UT, 59-49 at Knoxville</p> <p>2004: MSU, 82-60 at Starkville</p> <p>2005: UT, 64-63 at Knoxville</p> <p>2006: UT, 88-65 at Starkville</p> <p>2007: UT, 92-84 at Knoxville</p> <p>2008: UT, 76-71 at Starkville</p> <p>2009: UT, 81-76 at Knoxville MSU, 64-61 at Tampa, Fla.*</p> <p>2010: UT, 75-59 at Starkville</p> <p>2011: MSU, 70-69 at Knoxville</p> <p>2012: MSU, 62-58 at Starkville</p> <p>2013: UT, 72-57 at Knoxville UT, 69-53 at Nashville *</p> <p>2014: UT, 75-68 at Starkville</p> <p>2015: UT, 61-47 at Starkville MSU, 71-66 at Knoxville</p> <p>2016: UT, 80-75 at Starkville</p> <p>2017: UT, 91-74 at Starkville MSU, 64-59 at Starkville</p>	<p>VU, 45-35 at Nashville</p> <p>1947: VU, 64-44 at Nashville</p> <p>1948: MSU, 51-45 at Starkville VU, 51-48 at Nashville</p> <p>1949: VU, 35-29 at Starkville VU, 90-43 at Nashville</p> <p>1950: VU, 62-50 at Starkville VU, 85-50 at Nashville</p> <p>1951: VU, 63-60 at Starkville</p> <p>1952: VU, 86-61 at Nashville</p> <p>1953: MSU, 82-75 at Starkville</p> <p>1954: VU, 79-69 at Nashville</p> <p>1955: VU, 72-52 at Starkville</p> <p>1956: VU, 69-49 at Nashville</p> <p>1957: MSU, 63-62 at Starkville</p> <p>1958: VU, 74-62 at Nashville</p> <p>1959: MSU, 83-65 at Starkville</p> <p>1960: VU, 79-72 at Nashville</p> <p>1961: MSU, 74-65 at Starkville VU, 100-86 at Nashville</p> <p>1963: MSU, 58-55 at Starkville</p> <p>1964: VU, 90-56 at Nashville</p> <p>1965: VU, 94-70 at Starkville</p> <p>1966: MSU, 92-90 at Nashville</p> <p>1967: VU, 79-64 at Nashville MSU, 74-71 at Starkville</p> <p>1968: VU, 90-69 at Starkville VU, 84-73 at Nashville</p> <p>1969: VU, 102-87 at Nashville VU, 120-83 at Starkville</p> <p>1970: VU, 93-79 at Starkville VU, 78-72 at Nashville</p> <p>1971: VU, 86-73 at Nashville MSU, 81-73 at Starkville</p> <p>1972: MSU, 76-69 at Starkville VU, 104-82 at Nashville</p> <p>1973: VU, 75-69 at Nashville VU, 74-70 at Starkville</p> <p>1974: VU, 75-69 at Nashville VU, 60-59 at Starkville</p> <p>1975: VU, 96-85 at Starkville VU, 76-72 at Nashville</p> <p>1976: VU, 71-66 ot at Starkville VU, 76-75 at Nashville</p> <p>1977: MSU, 102-77 at Starkville VU, 68-66 at Nashville</p> <p>1978: MSU, 79-73 at Starkville MSU, 55-48 at Nashville</p> <p>1979: MSU, 74-68 at Starkville VU, 70-68 ot at Nashville</p> <p>1980: MSU, 110-106 ot at Starkville VU, 92-74 at Nashville</p> <p>1981: VU, 79-61 at Nashville MSU, 69-68 at Starkville</p> <p>1982: VU, 71-58 at Birmingham * VU, 66-53 at Starkville</p> <p>1983: MSU, 64-48 at Starkville VU, 63-60 at Nashville</p>	<p>MSU, 76-61 at Birmingham *</p> <p>1984: VU, 67-54 at Nashville VU, 57-54 at Starkville</p> <p>1985: MSU, 71-70 at Nashville VU, 81-71 at Starkville</p> <p>1986: MSU, 64-60 at Starkville VU, 77-65 at Nashville</p> <p>1987: MSU, 62-54 at Lexington *</p> <p>1987: VU, 76-57 at Starkville VU, 66-58 at Nashville</p> <p>1988: VU, 82-66 at Nashville MSU, 73-68 at Starkville</p> <p>1989: VU, 81-70 at Starkville VU, 77-58 at Nashville</p> <p>1990: VU, 81-68 at Nashville MSU, 63-68 at Starkville</p> <p>1991: MSU, 85-62 at Starkville VU, 91-70 at Nashville</p> <p>1992: MSU, 74-71 at Nashville VU, 77-55 at Birmingham *</p> <p>1993: VU, 80-39 at Starkville</p> <p>1994: VU, 84-67 at Nashville</p> <p>1995: MSU, 76-48 at Starkville</p> <p>1996: VU, 69-64 at Nashville</p> <p>1997: MSU, 60-53 at Starkville VU, 73-67 ot at Memphis *</p> <p>1998: VU, 77-73 at Nashville</p> <p>1999: MSU, 67-62 at Starkville MSU, 76-58 at Atlanta *</p> <p>2000: VU, 65-64 at Nashville VU, 76-53 at Atlanta, Ga.*</p> <p>2001: MSU, 80-63 at Starkville</p> <p>2002: MSU, 66-43 at Nashville</p> <p>2003: MSU, 82-60 at Starkville</p> <p>2004: MSU, 72-69 at Nashville VU, 74-70 ot at Atlanta, Ga.*</p> <p>2005: MSU, 60-54 at Starkville</p> <p>2006: VU, 80-52 at Nashville</p> <p>2007: MSU, 83-70 at Starkville</p> <p>2008: VU, 86-85 ot at Nashville</p> <p>2009: MSU, 73-66 at Starkville</p> <p>2010: VU, 75-72 at Nashville MSU, 62-52 at Nashville *</p> <p>2011: VU, 81-74 at Starkville VU, 87-81 at Atlanta *</p> <p>2012: MSU, 78-77 ot at Nashville</p> <p>2013: VU, 72-31 at Starkville</p> <p>2014: VU, 55-49 at Nashville MSU, 82-68 at Atlanta *</p> <p>2015: MSU, 57-54 at Starkville VU, 66-56 at Nashville</p> <p>2016: MSU, 75-74 at Starkville</p> <p>2017: VU, 78-49 at Nashville</p>
<p>At Starkville: UT leads, 29-28</p> <p>At Knoxville: UT leads, 45-11</p> <p>At Neutral Sites: UT leads, 7-4</p>		
<p>TEXAS A&M (4-6)</p>		
<p>1964: A&M, 58-54 at Houston #</p> <p>1967: MSU, 62-49 at Hattiesburg !</p> <p>2012: MSU, 69-60 at New York \$</p> <p>2013: A&M, 55-49 ot at Starkville</p> <p>2014: MSU, 81-72 ot at Starkville A&M, 72-52 at College Station</p> <p>2015: A&M, 74-70 at College Station</p> <p>2016: A&M, 61-60 at Starkville A&M, 68-66 at College Station</p> <p>2017: MSU, 67-59 at Starkville</p>		
<p># - Bluebonnet Tournament</p> <p>! - USM Invitational</p> <p>\$ - 2K Classic</p> <p>At Starkville: Tied, 2-2</p> <p>At College Station: A&M leads, 3-0</p> <p>At Neutral Sites: MSU leads, 2-1</p>		
<p>VANDERBILT (48-78)</p>		
<p>1922: VU, 22-18 at Nashville</p> <p>1923: VU, 34-27 at Starkville</p> <p>1924: VU, 24-23 at Nashville</p> <p>1925: MSU, 29-20 at Starkville</p> <p>1926: MSU, 36-27 at Starkville VU, 21-20 at Nashville</p> <p>1927: VU, 36-34 at Starkville</p> <p>1928: MSU, 44-38 at Nashville</p> <p>1929: MSU, 47-32 at Starkville</p> <p>1933: MSU, 48-36 at Atlanta *</p> <p>1939: VU, 73-40 at Knoxville *</p> <p>1940: VU, 46-36 at Knoxville *</p> <p>1942: VU, 41-38 at Starkville</p> <p>1943: MSU, 45-40 at Starkville</p>		



SEC TOURNAMENT

MSU vs. Alabama (UA leads, 7-3)

- 1933: MSU, 30-25 (2nd Round)
- 1934: UA, 37-25 (2nd Round)
- 1980: UA, 76-75 (2nd Round)
- 1983: UA, 51-50 (Semis)
- 1985: UA, 42-31 (2nd Round)
- 1986: UA, 77-65 (Semis)
- 1990: UA, 59-44 (2nd Round)
- 2002: MSU, 61-58 (Finals)
- 2008: MSU, 69-67 (2nd Round-OT)
- 2017: UA, 75-55 (2nd Round)

MSU vs. Arkansas (UA leads, 2-0)

- 1999: UA, 84-79 (Semis-OT)
- 2007: UA, 81-72 (Semis)

MSU vs. Auburn (Tied, 2-2)

- 1982: AU, 38-36 (1st Round-OT)
- 1986: MSU, 65-63 (2nd Round)
- 1996: MSU, 69-58 (2nd Round)
- 2015: AU, 74-68 (1st Round)

MSU vs. Florida (Tied, 2-2)

- 1995: UF, 80-64 (2nd Round)
- 2002: MSU, 62-52 (2nd Round)
- 2005: UF, 80-64 (2nd Round)
- 2010: MSU, 75-69 (2nd Round)

MSU vs. Georgia (UG leads, 10-3)

- 1946: UG, 45-44 (2nd Round)
- 1979: UG, 75-72 (1st Round)
- 1984: UG, 52-49 (1st Round)
- 1988: UG, 64-43 (1st Round)
- 1989: UG, 83-68 (1st Round)
- 1993: UG, 87-56 (1st Round)

- 1996: MSU, 86-68 (Semis)
- 1998: UG, 79-76 (1st Round)
- 2005: MSU, 76-65 (1st Round)
- 2008: UG, 64-60 (Semis)
- 2009: MSU, 79-60 (1st Round)
- 2012: UG, 71-61 (1st Round)
- 2016: UG, 79-69 (2nd Round)

MSU vs. Kentucky (UK leads, 8-2)

- 1933: UK, 46-27 (Finals)
- 1936: UK, 41-39 (2nd Round)
- 1943: UK, 52-43 (Semis)
- 1950: UK, 56-46 (2nd Round)
- 1951: UK, 92-70 (1st Round)
- 1994: UK, 95-76 (2nd Round)
- 1996: MSU, 84-73 (Finals)
- 2003: UK, 64-57 (Finals)
- 2007: MSU, 84-82 (2nd Round-OT)
- 2010: UK, 75-74 (Finals-OT)

MSU vs. LSU (MSU leads, 4-2)

- 1952: LSU, 77-44 (1st Round)
- 1987: LSU, 68-54 (1st Round)
- 2002: MSU, 57-51 (Semis)
- 2003: MSU, 76-61 (Semis)
- 2009: MSU, 67-57 (Semis)
- 2017: MSU, 79-52 (1st Round)

MSU vs. Ole Miss (Tied, 1-1)

- 2003: MSU, 73-64 (2nd Round)
- 2014: UM, 78-66 (2nd Round)

MSU vs. South Carolina (Tied, 2-2)

- 2001: USC, 69-62 (1st Round)
- 2006: USC, 59-44 (1st Round)
- 2009: MSU, 82-68 (2nd Round)
- 2013: MSU, 70-59 (1st Round)

MSU vs. Tennessee (UT leads, 7-3)

- 1938: UT, 41-34 (1st Round)
- 1941: UT, 35-29 (1st Round)
- 1942: UT, 50-40 (2nd Round)
- 1948: UT, 73-52 (1st Round)
- 1949: UT, 73-46 (1st Round)
- 1991: UT, 87-70 (2nd Round)
- 1994: MSU, 73-69 (1st Round)
- 1999: MSU, 62-56 (2nd Round)
- 2009: MSU, 64-61 (Finals)
- 2013: UT, 69-53 (2nd Round)

MSU vs. Vanderbilt (VU leads, 8-6)

- 1933: MSU, 48-36 (Semis)
- 1939: VU, 73-40 (1st Round)
- 1940: VU, 46-36 (1st Round)
- 1981: VU, 71-58 (1st Round)
- 1983: MSU, 76-61 (2nd Round)
- 1986: MSU, 62-54 (1st Round)
- 1992: VU, 77-55 (1st Round)
- 1997: VU, 73-67 (1st Round-OT)
- 1999: MSU, 76-58 (1st Round)
- 2000: VU, 76-53 (1st Round)
- 2004: VU, 74-70 (2nd Round-OT)
- 2010: MSU, 62-52 (Semis)
- 2011: VU, 87-81 (2nd Round)
- 2014: MSU, 82-68 (1st Round)

Note: MSU also owns a 1-3 record against Georgia Tech and a 1-0 mark versus Tulane in SEC Tournament play.

Year	Site	Opponent (Round)	Result	Year	Site	Opponent (Round)	Result
1933	Atlanta	Alabama (2nd)	W, 30-25	1952	Louisville	LSU (1st)	L, 77-44
1933		Vanderbilt (Semis)	W, 48-36	1979	Birmingham	Georgia (1st)	L, 75-72
1933		Kentucky (Finals)	L, 46-27	1980	Birmingham	Alabama (2nd)	L, 76-75
1934	Atlanta	Alabama (2nd)	L, 37-25	1981	Birmingham	Vanderbilt (1st)	L, 71-58
1936	Knoxville	Kentucky (2nd)	L, 41-39	1982	Lexington	Auburn-OT (1st)	L, 38-36
1937	Knoxville	Georgia Tech (1st)	L, 43-30	1983	Birmingham	Vanderbilt (2nd)	W, 76-61
1938	Baton Rouge	Tennessee (1st)	L, 41-34	1983		Alabama (Semis)	L, 51-50
1939	Knoxville	Vanderbilt (1st)	L, 73-40	1984	Nashville	Georgia (1st)	L, 52-49
1940	Knoxville	Vanderbilt (1st)	L, 46-36	1985	Birmingham	Alabama (2nd)	L, 42-31
1941	Louisville	Tennessee (1st)	L, 35-29	1986	Lexington	Vanderbilt (1st)	W, 62-54
1942	Louisville	Tennessee (2nd)	L, 50-40	1986		Auburn (2nd)	W, 65-63
1943	Louisville	Georgia Tech (2nd)	W, 48-41	1986		Alabama (Semis)	L, 77-65
1943		Kentucky (Semis)	L, 52-43	1987	Atlanta	LSU (1st)	L, 68-54
1945	Louisville	Georgia Tech (2nd)	L, 60-33	1988	Baton Rouge	Georgia (1st)	L, 64-43
1946	Louisville	Georgia (2nd)	L, 45-44	1989	Knoxville	Georgia (1st)	L, 83-68
1947	Louisville	Georgia Tech (1st)	L, 65-52	1990	Orlando	Alabama (2nd)	L, 59-44
1948	Louisville	Tennessee (1st)	L, 73-52	1991	Nashville	Tennessee (2nd)	L, 87-70
1949	Louisville	Tennessee (1st)	L, 73-46	1992	Birmingham	Vanderbilt (1st)	L, 77-55
1950	Louisville	Tulane (1st)	W, 56-47	1993	Lexington	Georgia (1st)	L, 87-56
1950		Kentucky (2nd)	L, 56-46	1994	Memphis	Tennessee (1st)	W, 73-69
1951	Louisville	Kentucky (1st)	L, 92-70	1994		Kentucky (2nd)	L, 95-76

SEC TOURNAMENT



Year	Site	Opponent (Round)	Result	Year	Site	Opponent (Round)	Result
1995	Atlanta	Florida (2nd)	L, 80-64	2007	Atlanta	Kentucky-OT (2nd)	W, 84-82
1996	New Orleans	Auburn (2nd)	W, 69-58	2007		Arkansas (Semis)	L, 81-72
1996		Georgia (Semis)	W, 86-68	2008	Atlanta	Alabama-OT (1st)	W, 69-67
1996		Kentucky (Finals)	W, 84-73	2008		Georgia (Semis)	L, 64-60
1997	Memphis	Vanderbilt-OT (1st)	L, 73-67	2009	Tampa	Georgia (1st)	W, 79-60
1998	Atlanta	Georgia (1st)	L, 79-76	2009		South Carolina (2nd)	W, 82-68
1999	Atlanta	Vanderbilt (1st)	W, 76-58	2009		LSU (Semis)	W, 67-57
1999		Tennessee (2nd)	W, 62-56	2009		Tennessee (Finals)	W, 64-61
1999		Arkansas-OT (Semis)	L, 84-79	2010	Nashville	Florida (2nd)	W, 75-69
2000	Atlanta	Vanderbilt (1st)	L, 76-53	2010		Vanderbilt (Semis)	W, 62-52
2001	Nashville	South Carolina (1st)	L, 69-62	2010		Kentucky-OT (Finals)	L, 75-74
2002	Atlanta	Florida (2nd)	W, 62-52	2011	Atlanta	Vanderbilt (2nd)	L, 87-81
2002		LSU (Semis)	W, 57-51	2012	New Orleans	Georgia (1st)	L, 71-61
2002		Alabama (Finals)	W, 61-58	2013	Nashville	South Carolina (1st)	W, 70-59
2003	New Orleans	Ole Miss (2nd)	W, 73-64	2013		Tennessee (2nd)	L, 69-53
2003		LSU (Semis)	W, 76-61	2014	Atlanta	Vanderbilt (1st)	W, 82-68
2003		Kentucky (Finals)	L, 64-57	2014		Ole Miss (2nd)	L, 78-66
2004	Atlanta	Vanderbilt-OT (2nd)	L, 74-70	2015	Nashville	Auburn (1st)	L, 74-68
2005	Atlanta	Georgia (1st)	W, 76-65	2016	Nashville	Georgia (2nd)	L, 79-69
2005		Florida (2nd)	L, 80-64	2017	Nashville	LSU (1st)	W, 79-52
2006	Nashville	South Carolina (1st)	L, 59-44	2017		Alabama (2nd)	L, 75-55



TOP: Mississippi State celebrates after winning the 2009 SEC Tournament in Tampa.
 BELOW: Jarvis Varnado was tabbed the 2009 SEC Tournament MVP.





SEC SERIES BREAKDOWN

ALABAMA

(UA leads, 123-74)
Last MSU win: 67-61 (2015-16)
Last UA win: 75-55 (2016-17)
Current UA win streak: 3
Biggest MSU win: 79-50 (1998-99)
Biggest UA win: 98-49 (2004-05)
Most MSU points: 97 (1971-72)
Most UA points: 99 (1954-55)

at Starkville

(MSU leads, 56-39)
Last MSU win: 56-52 (2011-12)
Last UA win: 68-58 (2015-16)
Current UA win streak: 4
Biggest MSU win: 79-50 (1998-99)
Biggest UA win: 75-43 (2012-13)
Most MSU points: 97 (1971-72)
Most UA points: 92 (1972-73)

at Tuscaloosa

(UA leads, 77-15)
Last MSU win: 67-61 (2015-16)
Last UA win: 71-62 (2013-14)
Current UA win streak: 1
Biggest MSU win: 35-13 (1920-21)
Biggest UA win: 98-49 (2004-05)
Most MSU points: 86 (twice)
Most UA points: 99 (1954-55)

at Neutral Sites

(UA leads, 7-3)
Last MSU win: 69-67 (2007-08)
Last UA win: 75-55 (2016-17)
Current UA win streak: 1
Biggest MSU win: 30-25 (1932-33)
Biggest UA win: 75-55 (2016-17)
Most MSU points: 75 (1979-80)
Most UA points: 77 (1985-86)

FLORIDA

(UF leads, 64-49)
Last MSU win: 71-64 (2010-11)
Last UF win: 57-52 (2016-17)
Current UF win streak: 7
Biggest MSU win: 105-68 (1958-59)
Biggest UF win: 100-56 (1986-87)
Most MSU points: 105 (1958-59)
Most UF points: 107 (1974-75)

at Starkville

(MSU leads, 33-22)
Last MSU win: 71-64 (2010-11)
Last UF win: 57-52 (2016-17)
Current UF win streak: 3
Biggest MSU win: 55-24 (1946-47)
Biggest UF win: 82-47 (2012-13)
Most MSU points: 104 (1974-75)
Most UF points: 107 (1974-75)

at Gainesville

(UF leads, 40-13)
Last MSU win: 68-59 (2007-08)
Last UF win: 81-78 (2015-16)
Current UF win streak: 5
Biggest MSU win: 105-68 (1958-59)
Biggest UF win: 100-56 (1986-87)
Most MSU points: 105 (1958-59)
Most UF points: 100 (1986-87)

at Neutral Sites

(MSU leads, 3-2)
Last MSU win: 75-69 (2009-10)
Last UF win: 80-64 (2004-05)
Current MSU win streak: 1
Biggest MSU win: 62-52 (2001-02)
Biggest UF win: 80-64 (twice)
Most MSU points: 75 (2009-10)
Most UF points: 80 (twice)

ARKANSAS

(UA leads, 33-27)
Last MSU win: 84-78 (2016-17)
Last UA win: 82-687 (2015-16)
Current MSU win streak: 3
Biggest MSU win: 79-39 (1951-52)
Biggest UA win: 115-58 (1992-93)
Most MSU points: 93 (1996-97)
Most UA points: 115 (1992-93)

at Starkville

(MSU leads, 20-7)
Last MSU win: 78-46 (2015-16)
Last UA win: 65-61 (2014-15)
Current MSU win streak: 1
Biggest MSU win: 79-39 (1951-52)
Biggest UA win: 84-76 (1991-92)
Most MSU points: 93 (1996-97)
Most UA points: 87 (1999-00)

at Fayetteville

(UA leads, 21-6)
Last MSU win: 84-78 (2016-17)
Last UA win: 82-68 (2015-16)
Current MSU win streak: 1
Biggest MSU win: 70-56 (2008-09)
Biggest UA win: 115-58 (1992-93)
Most MSU points: 88 (2011-12)
Most UA points: 115 (1992-93)

at Neutral Sites

(UA leads, 5-1)
Last MSU win: 76-74 (1969-70)
Last UA win: 81-72 (2006-07)
Current UA win streak: 3
Biggest MSU win: 76-74 (1969-70)
Biggest UA win: 94-61 (1977-78)
Most MSU points: 79 (1998-99)
Most UA points: 94 (1977-78)

GEORGIA

(UGA leads, 58-53)
Last MSU win: 72-61 (2012-13)
Last UGA win: 79-72 (2016-17)
Current UGA win streak: 6
Biggest MSU win: 98-69 (1976-77)
Biggest UGA win: 87-56 (1992-93)
Most MSU points: 99 (1960-61)
Most UG points: 95 (1968-69)

at Starkville

(MSU leads, 31-18)
Last MSU win: 72-69 (2009-10)
Last UGA win: 66-57 (2015-16)
Current UGA win streak: 4
Biggest MSU win: 98-69 (1976-77)
Biggest UGA win: 86-68 (2001-02)
Most MSU points: 98 (1976-77)
Most UGA points: 95 (1968-69)

at Athens

(UGA leads, 29-19)
Last MSU win: 72-61 (2012-13)
Last UGA win: 79-72 (2016-17)
Current UGA win streak: 2
Biggest MSU win: 93-71 (1966-67)
Biggest UGA win: 70-40 (1948-49)
Most MSU points: 99 (1960-61)
Most UGA points: 94 (2000-01)

at Neutral Sites

(UGA leads, 11-3)
Last MSU win: 79-60 (2008-09)
Last UGA win: 79-69 (2015-16)
Current UGA win streak: 2
Biggest MSU win: 79-60 (2008-09)
Biggest UGA win: 87-56 (1992-93)
Most MSU points: 86 (1995-96)
Most UGA points: 87 (1992-93)

AUBURN

(AU leads, 75-69)
Last MSU win: 79-66 (2015-16)
Last AU win: 98-92 (2016-17)
Current AU win streak: 1
Biggest MSU win: 90-53 (2004-05)
Biggest AU win: 97-66 (1958-59)
Most MSU points: 105 (2003-04)
Most AU points: 98 (1975 and 2017)

at Starkville

(MSU leads, 43-25)
Last MSU win: 79-66 (2015-16)
Last AU win: 76-58 (2008-09)
Current MSU win streak: 6
Biggest MSU win: 90-53 (2004-05)
Biggest AU win: 73-55 (1983-84)
Most MSU points: 105 (2003-04)
Most AU points: 91 (2003-04)

at Auburn

(AU leads, 46-23)
Last MSU win: 78-71 (2014-15)
Last AU win: 92-82 (2013-14)
Current AU win streak: 1
Biggest MSU win: 84-64 (1990-91)
Biggest AU win: 97-66 (1958-59)
Most MSU points: 92 (2016-17)
Most AU points: 98 (1975 & 2017)

at Neutral Sites

(AU leads, 4-3)
Last MSU win: 69-58 (1995-96)
Last AU win: 74-68 (2014-15)
Current AU win streak: 1
Biggest MSU win: 52-37 (1957-58)
Biggest AU win: 42-34 (1927-28)
Most MSU points: 75 (1953-54)
Most AU points: 78 (1953-54)

KENTUCKY

(UK leads, 94-20)
Last MSU win: 66-57 (2008-09)
Last UK win: 88-81 (2016-17)
Current UK win streak: 10
Biggest MSU win: 82-69 (1984-85)
Biggest UK win: 110-66 (1951-52)
Most MSU points: 97 (1989-90)
Most UK points: 118 (1974-75)

at Starkville

(UK leads, 35-12)
Last MSU win: 69-64 (2007-08)
Last UK win: 88-81 (2016-17)
Current UK win streak: 5
Biggest MSU win: 82-69 (1984-85)
Biggest UK win: 118-80 (1974-75)
Most MSU points: 89 (1956-57)
Most UK points: 118 (1974-75)

at Lexington

(UK leads, 47-5)
Last MSU win: 66-57 (2008-09)
Last UK win: 80-74 (2015-16)
Current UK win streak: 4
Biggest MSU win: 66-57 (2008-09)
Biggest UK win: 110-66 (1951-52)
Most MSU points: 97 (1989-90)
Most UK points: 112 (1974-75)

at Neutral Sites

(UK leads, 12-3)
Last MSU win: 84-82 (2006-07)
Last UK win: 75-74 (2009-10)
Current UK win streak: 1
Biggest MSU win: 84-73 (1995-96)
Biggest UK win: 87-55 (1949-50)
Most MSU points: 84 (twice)
Most UK points: 95 (1993-94)

SEC SERIES BREAKDOWN



LSU

(LSU leads, 109-101)
Last MSU win: 79-52 (2016-17)
Last LSU win: 88-77 (2015-16)
Current MSU win streak: 3
Biggest MSU win: 85-48 (1997-98)
Biggest LSU win: 73-31 (1945-46)
Most MSU points: 99 (1962-63)
Most LSU points: 111 (1967-68)

at Starkville

(MSU leads, 60-38)
Last MSU win: 88-76 (2016-17)
Last LSU win: 69-68 (2012-13)
Current MSU win streak: 2
Biggest MSU win: 85-48 (1997-98)
Biggest LSU win: 42-12 (1910-11)
Most MSU points: 99 (1966-67)
Most LSU points: 99 (1968-69)

at Baton Rouge

(LSU leads, 68-36)
Last MSU win: 95-78 (2010-11)
Last LSU win: 88-77 (2015-16)
Current MSU win streak: 1
Biggest MSU win: 99-64 (1962-63)
Biggest LSU win: 73-31 (1945-46)
Most MSU points: 99 (1962-63)
Most LSU points: 111 (1967-68)

at Neutral Sites

(MSU leads, 5-3)
Last MSU win: 79-52 (2016-17)
Last LSU win: 68-54 (1986-87)
Current MSU win streak: 4
Biggest MSU win: 79-52 (2016-17)
Biggest LSU win: 77-44 (1951-52)
Most MSU points: 79 (2016-17)
Most LSU points: 77 (1951-52)

SOUTH CAROLINA

(MSU leads, 19-14)
Last MSU win: 68-58 (2015-16)
Last USC win: 63-57 (2016-17)
Current USC win streak: 2
Biggest MSU win: 83-63 (1992-93)
Biggest USC win: 83-61 (2005-06)
Most MSU points: 83 (1992-93)
Most USC points: 83 (2005-06)

at Starkville

(MSU leads, 10-4)
Last MSU win: 68-58 (2015-16)
Last USC win: 77-73 (2016-17)
Current USC win streak: 1
Biggest MSU win: 83-63 (1992-93)
Biggest USC win: 73-65 (1996-97)
Most MSU points: 83 (1992-93)
Most USC points: 74 (2013-14)

at Columbia

(USC leads, 8-7)
Last MSU win: 69-67 (2011-12)
Last USC win: 63-57 (2016-17)
Current USC win streak: 4
Biggest MSU win: 76-63 (2009-10)
Biggest USC win: 83-61 (2005-06)
Most MSU points: 79 (2003-04)
Most USC points: 84 (2015-16)

at Neutral Sites

(Tied, 2-2)
Last MSU win: 70-59 (2012-13)
Last USC win: 59-44 (2005-06)
Current MSU win streak: 2
Biggest MSU win: 82-68 (2008-09)
Biggest USC win: 59-44 (2005-06)
Most MSU points: 82 (2008-09)
Most USC points: 69 (2000-01)

MISSOURI

(Tied, 5-4)
Last MSU win: 89-74 (2016-17)
Last MU win: 85-66 (2013-14)
Current MU win streak: 4
Biggest MSU win: 89-74 (2016-17)
Biggest MU win: 78-36 (2012-13)
Most MSU points: 89 (2016-17)
Most MU points: 102 (1974-75)

at Starkville

(MSU leads, 3-1)
Last MSU win: 89-74 (2016-17)
Last MU win: 78-36 (2012-13)
Current MSU win streak: 2
Biggest MSU win: 89-74 (2016-17)
Biggest MU win: 78-36 (2012-13)
Most MSU points: 89 (2016-17)
Most MU points: 78 (2012-13)

at Columbia

(MU leads, 3-2)
Last MSU win: 76-62 (2015-16)
Last MU win: 85-66 (2013-14)
Current MSU win streak: 2
Biggest MSU win: 76-62 (2015-16)
Biggest MU win: 102-78 (1974-75)
Most MSU points: 78 (1974-75)
Most MU points: 102 (1974-75)

at Neutral Sites

(0-0)
Last MSU win: NA
Last MU win: NA
Current MSU win streak: NA
Biggest MSU win: NA
Biggest MU win: NA
Most MSU points: NA
Most MU points: NA

TENNESSEE

(UT leads, 81-43)
Last MSU win: 64-59 (2016-17)
Last UT win: 91-74 (2016-17)
Current MSU win streak: 1
Biggest MSU win: 95-68 (1990-91)
Biggest UT win: 82-49 (1971-72)
Most MSU points: 97 (1956-57)
Most UT points: 109 (1974-75)

at Starkville

(UT, 29-28)
Last MSU win: 64-59 (2016-17)
Last UT win: 80-75 (2015-16)
Current MSU win streak: 1
Biggest MSU win: 95-68 (1990-91)
Biggest UT win: 93-67 (1954-55)
Most MSU points: 97 (1956-57)
Most UT points: 97 (1974-75)

at Knoxville

(UT leads, 45-11)
Last MSU win: 71-66 (2014-15)
Last UT win: 91-74 (2016-17)
Current UT win streak: 1
Biggest MSU win: 91-67 (1961-62)
Biggest UT win: 82-49 (1971-72)
Most MSU points: 91 (1961-62)
Most UT points: 109 (1974-75)

at Neutral Sites

(UT leads, 7-4)
Last MSU win: 64-61 (2008-09)
Last UT win: 69-53 (2012-13)
Current UT win streak: 1
Biggest MSU win: 33-18 (1923-24)
Biggest UT win: 73-46 (1948-49)
Most MSU points: 73 (1993-94)
Most UT points: 87 (1990-91)

OLE MISS

(MSU leads, 142-114)
Last MSU win: 83-77 (2015-16)
Last UM win: 87-82 (2016-17)
Current UM win streak: 3
Biggest MSU win: 84-18 (1913-14)
Biggest UM win: 95-60 (1950-51)
Most MSU points: 104 (1989-90)
Most UM points: 102 (1989-90)

at Starkville

(MSU leads, 94-26)
Last MSU win: 83-77 (2015-16)
Last UM win: 87-82 (2016-17)
Current UM win streak: 1
Biggest MSU win: 84-18 (1913-14)
Biggest UM win: 61-24 (1944-45)
Most MSU points: 104 (1989-90)
Most UM points: 102 (1989-90)

at Oxford

(UM leads, 83-43)
Last MSU win: 69-64 (2010-11)
Last UM win: 88-61 (2016-17)
Current UM win streak: 6
Biggest MSU win: 52-14 (1918-19)
Biggest UM win: 95-60 (1950-51)
Most MSU points: 100 (1955-56)
Most UM points: 95 (1950-51)

at Neutral Sites

(Tied, 5-5)
Last MSU win: 73-64 (2002-03)
Last UM win: 77-66 (2013-14)
Current UM win streak: 1
Biggest MSU win: 48-45 (1937-38)
Biggest UM win: 49-37 (1937-38)
Most MSU points: 73 (2002-03)
Most UM points: 64 (2002-03)

TEXAS A&M

(TAMU leads, 6-4)
Last MSU win: 67-59 (2016-17)
Last A&M win: 68-66 (2015-16)
Current MSU win streak: 1
Biggest MSU win: 62-49 (1966-67)
Biggest A&M win: 72-52 (2013-14)
Most MSU points: 81 (2013-14)
Most A&M points: 72 (2013-14)

at Starkville

(Tied, 2-2)
Last MSU win: 67-59 (2016-17)
Last A&M win: 61-60 (2014-15)
Current MSU win streak: 1
Biggest MSU win: 81-72 (2013-14)
Biggest A&M win: 55-49 (2012-13)
Most MSU points: 81 (2013-14)
Most A&M points: 72 (2013-14)

at College Station

(TAMU leads, 3-0)
Last MSU win: NA
Last A&M win: 68-66 (2015-16)
Current TAMU win streak: 3
Biggest MSU win: NA
Biggest A&M win: 72-52 (2013-14)
Most MSU points: 52 (2013-14)
Most A&M points: 72 (2013-14)

at Neutral Sites

(MSU leads, 2-1)
Last MSU win: 69-60 (2011-12)
Last A&M win: 58-54 (1963-64)
Current MSU win streak: 2
Biggest MSU win: 62-49 (1966-67)
Biggest A&M win: 58-54 (1963-34)
Most MSU points: 69 (2011-12)
Most A&M points: 60 (2011-12)



SEC SERIES BREAKDOWN

VANDERBILT

(VU leads, 78-48)

Last MSU win: 75-74 (2015-16)

Last VU win: 77-48 (2016-17)

Current VU win streak: 1

Biggest MSU win: 76-48 (1994-95)

Biggest VU win: 90-43 (1948-49)

Most MSU points: 110 (1979-80)

Most VU points: 120 (1968-69)

at Starkville

(MSU leads, 33-23)

Last MSU win: 75-74 (2015-16)

Last VU win: 72-31 (2012-13)

Current MSU win streak: 1

Biggest MSU win: 76-48 (1994-95)

Biggest VU win: 72-31 (2012-13)

Most MSU points: 110 (1979-80)

Most VU points: 120 (1968-69)

at Nashville

(VU leads, 46-10)

Last MSU win: 78-77 (2011-12)

Last VU win: 77-48 (2016-17)

Current VU win streak: 3

Biggest MSU win: 66-43 (2001-02)

Biggest VU win: 90-43 (1948-49)

Most MSU points: 92 (1965-66)

Most VU points: 104 (1971-72)

at Neutral Sites

(VU leads, 8-6)

Last MSU win: 82-68 (2013-14)

Last VU win: 87-81 (2010-11)

Current MSU win streak: 1

Biggest MSU win: 76-58 (1998-99)

Biggest VU win: 73-40 (1938-39)

Most MSU points: 82 (2013-14)

Most VU points: 87 (2010-11)



Teammates rush toward Quindary Weatherspoon after he drained a 3-pointer at the buzzer to upset Vanderbilt in 2016 at Humphrey Coliseum, 75-74.



2016-17 SEASON REVIEW

Opponent	1	2	TP	FG	Pct	3FG	Pct	FT	Pct	R	A	T	B	S	F
Norfolk State	39	35	74	26-57	.456	5-15	.333	17-26	.654	35	11	12	5	5	21
at MSU	39	39	78	28-60	.467	11-23	.478	11-17	.647	38	15	13	5	4	22
Central Florida	53	33	86	32-64	.500	5-15	.333	17-26	.654	49	18	10	3	4	16
vs. MSU	33	28	61	20-62	.323	6-24	.250	15-20	.750	35	10	10	5	8	21
Boise State	29	39	68	27-55	.491	7-25	.280	7-10	.700	27	10	17	1	3	23
vs. MSU	37	43	80	28-57	.491	5-21	.238	19-23	.826	35	13	10	0	13	16
UTEP	33	21	54	19-51	.373	4-22	.182	12-20	.600	34	10	12	2	2	18
vs. MSU	33	28	61	21-52	.404	7-20	.350	12-14	.857	34	12	8	1	5	20
Lehigh	38	49	87	34-66	.515	11-26	.423	8-8	1.000	39	16	11	2	6	14
at MSU	29	44	73	26-63	.413	7-22	.318	14-17	.824	32	8	10	3	5	13
Northwestern State	28	31	59	21-54	.389	9-21	.429	28-10	.800	33	8	19	0	5	18
at MSU	28	37	65	24-54	.462	2-15	.133	15-20	.750	31	9	13	7	11	13
Oregon State	19	38	57	21-45	.467	6-13	.462	9-11	.818	24	8	21	3	4	19
at MSU	45	29	74	22-44	.500	11-19	.579	19-25	.760	29	11	21	3	2	17
Georgia State	36	24	60	25-62	.403	6-19	.316	4-6	.667	37	10	18	5	3	15
at MSU	44	38	82	31-66	.470	13-34	.382	7-9	.778	38	17	11	4	9	15
ETSU	31	36	67	26-59	.441	7-19	.368	8-14	.571	36	5	12	4	4	22
at MSU	26	39	65	23-55	.418	6-18	.333	13-20	.650	35	9	14	5	4	17
USM	25	19	44	15-65	.231	5-26	.192	9-11	.818	37	6	15	1	6	13
vs. MSU	39	47	86	29-59	.492	17-29	.568	11-14	.786	46	21	14	11	9	16
Morehead State	41	35	76	28-56	.500	9-19	.474	11-13	.846	32	10	16	2	4	22
at MSU	31	54	85	31-58	.534	5-20	.250	18-29	.621	30	10	5	4	5	13
Missouri-Kansas City	28	26	54	17-60	.283	5-26	.192	15-22	.682	38	7	13	1	5	19
at MSU	44	33	79	28-58	.500	11-23	.478	8-18	.444	46	15	15	6	8	18
Alabama	32	36	68	24-54	.444	3-13	.231	17-22	.773	43	9	17	3	3	20
at MSU	20	38	58	19-52	.365	4-21	.190	16-20	.800	26	11	13	4	7	22
MSU	52	43	95	33-61	.541	11-22	.500	18-25	.720	40	17	14	6	7	15
at LSU	33	45	78	29-72	.403	9-27	.333	11-17	.647	39	15	14	5	4	17
MSU	40	44	84	25-55	.455	12-26	.462	22-32	.688	41	14	16	2	8	17
at Arkansas	34	44	78	28-59	.475	7-21	.333	15-23	.652	29	12	9	0	9	21
Texas A&M	24	35	59	23-52	.442	1-14	.071	12-20	.600	23	10	22	3	5	19
at MSU	25	42	67	19-44	.432	5-18	.278	24-30	.800	38	11	13	5	11	21
Kentucky	34	42	81	33-65	.508	7-18	.389	15-24	.625	38	16	16	6	5	24
at MSU	46	47	88	32-59	.442	5-17	.294	12-22	.545	32	10	19	3	10	28
MSU	34	40	74	26-59	.441	5-20	.250	17-28	.607	35	11	11	4	4	24
at Tennessee	37	54	91	31-67	.46	7-17	.412	22-37	.595	49	20	7	5	4	18
Missouri	43	31	74	25-54	.463	7-21	.333	17-23	.739	32	10	10	0	1	22
at MSU	39	50	89	32-56	.571	12-23	.522	13-25	.520	30	16	7	5	4	19
MSU	29	33	62	23-56	.411	5-16	.313	11-19	.579	40	11	18	2	5	24
at Alabama	34	37	71	17-52	.327	6-18	.333	31-36	.861	37	11	13	7	11	18
MSU	33	28	61	21-53	.396	7-25	.280	12-16	.750	30	12	19	3	5	18
at Ole Miss	51	37	88	30-68	.441	6-23	.261	22-25	.880	43	15	8	4	11	13
Tennessee	33	26	59	22-57	.386	5-18	.278	10-22	.455	45	11	14	2	1	24
at MSU	21	43	64	21-68	.309	7-26	.269	15-31	.484	55	9	10	4	6	24
MSU	28	64	92	27-59	.458	11-23	.478	27-34	.794	33	10	13	3	5	28
at Auburn	48	50	98	32-62	.516	9-22	.409	25-38	.658	38	22	12	6	7	23
South Carolina	36	41	77	27-54	.500	6-15	.400	17-29	.586	28	10	12	6	7	23
at MSU	36	37	73	27-51	.529	11-27	.407	8-12	.667	31	22	13	3	5	28
MSU	32	40	72	28-64	.438	9-24	.375	7-9	.778	30	13	15	2	8	24
at Georgia	28	51	79	23-52	.442	5-13	.385	28-32	.875	37	17	16	5	7	11
Florida	32	25	57	20-52	.385	5-18	.278	12-19	.632	42	5	16	6	3	10
at MSU	24	28	52	22-61	.361	2-23	.087	6-13	.462	38	8	12	3	7	19
Ole Miss	23	44	87	24-65	.369	5-23	.217	34-44	.773	48	10	21	6	8	20
at MSU	25	425	82	31-74	.419	6-24	.250	14-25	.560	49	13	22	7	13	32
MSU	23	25	48	14-47	.298	7-18	.389	13-16	.812	29	7	17	1	8	13
at Vanderbilt	37	40	77	27-57	.474	14-29	.483	9-12	.750	36	15	12	4	6	12
MSU	29	28	57	20-55	.364	7-26	.269	10-12	.833	31	10	20	7	6	26
at South Carolina	32	31	63	17-50	.340	4-19	.211	25-35	.714	39	9	16	1	10	14
LSU	30	46	76	26-59	.441	5-19	.263	19-23	.826	32	11	11	3	6	17
at MSU	48	40	88	36-66	.545	7-22	.318	9-13	.692	39	21	11	2	7	21
LSU	25	27	52	18-54	.333	1-22	.045	15-18	.833	35	8	19	5	4	13
vs. MSU	37	42	79	28-59	.475	11-30	.367	12-13	.923	34	14	12	4	12	16
Alabama	34	41	75	25-53	.472	8-16	.500	17-26	.654	36	16	9	6	4	10
vs. MSU	22	33	55	25-64	.391	2-12	.167	3-6	.500	38	6	12	5	5	19



2016-17 SEASON STATS

ALL GAMES

RECORD.....	OVERALL	HOME	AWAY	NEUTRAL
ALL GAMES.....	16-16	10-7	2-7	4-2
CONFERENCE.....	6-12	4-5	2-7	0-0
NON-CONFERENCE.....	10-4	6-2	0-0	4-2

##	Player	GP-GS	Min	TOTAL			3-PTS			REBOUNDS											Pts	Avg
				Avg	FG-FGA	Pct	3FG-FGA	Pct	FT-FTA	Pct	Off	Def	Tot	Avg	PF	FO	A	TO	Blk	Stl		
11	Q Weatherspoon	29-29	926	31.9	173-369	.469	47-126	.373	85-111	.766	40	108	148	5.1	68	1	53	64	8	50	478	16.5
01	Lamar Peters	30-17	738	24.6	103-266	.387	59-161	.366	56-75	.747	12	56	68	2.3	81	2	101	68	5	34	321	10.7
04	Mario Kegler	32-31	901	28.2	106-252	.421	40-116	.345	58-88	.659	37	138	175	5.5	78	2	37	60	8	22	310	9.7
35	Aric Holman	32-26	747	23.3	104-210	.495	12-49	.245	49-75	.653	57	136	193	6.0	79	4	20	54	64	21	269	8.4
23	Tyson Carter	32-12	646	20.2	84-211	.398	44-122	.361	27-33	.818	5	50	55	1.7	45	0	22	14	4	23	239	7.5
15	IJ Ready	28-20	801	28.6	79-188	.420	11-44	.250	50-58	.862	8	68	76	2.7	36	0	127	54	1	45	219	7.8
03	Xavian Stapleton	23-5	385	16.7	59-129	.457	18-54	.333	28-44	.636	24	42	66	2.9	66	4	7	21	10	22	164	7.1
34	Schrider Herard	32-19	595	18.6	56-102	.549	0-0	.000	51-103	.495	58	101	159	5.0	68	1	7	48	8	3	183	5.1
02	Eli Wright	30-1	392	13.1	36-68	.529	11-27	.407	22-31	.710	14	33	47	1.6	50	1	7	16	3	11	105	3.5
45	E.J. Datcher	31-0	228	7.4	13-32	.406	0-0	.000	5-9	.556	13	34	47	1.5	59	1	1	9	18	6	31	1.0
12	Drew Davis	6-0	12	2.0	4-8	.500	3-4	.750	0-0	.000	1	0	1	0.2	0	0	2	2	0	1	11	1.8
13	Nick Singleton	7-0	27	3.9	2-7	.286	1-4	.250	0-0	.000	1	3	4	0.6	3	0	2	1	1	1	5	0.7
05	Joe Strugg	6-0	15	2.5	1-4	.250	1-3	.333	0-0	.000	0	3	3	0.5	2	0	0	4	0	0	3	0.5
20	Miles Washington	6-0	13	2.2	1-3	.333	0-1	.000	0-0	.000	0	0	0	0.0	3	0	0	0	1	0	2	0.3
TEAM											40	51	91									
Total		32			821-1849	.444	247-711	.347	431-627	.687	310	823	1133	35.4	638	16	386	433	131	239	2320	72.5
Opponents		32			792-1852	.428	199-632	.315	498-702	.709	353	832	1185	37.0	561	-373	449	108	164	2281	71.3	

SCORE BY PERIODS:	1st	2nd	OT	Total
Mississippi State	1059	1246	15	2320
Opponents	1092	1169	20	2281

CONFERENCE GAMES

RECORD.....	OVERALL	HOME	AWAY
SEC.....	7-11	5-4	2-7

##	Player	GP-GS	Min	TOTAL			3-PTS			REBOUNDS											Pts	Avg
				Avg	FG-FGA	Pct	3FG-FGA	Pct	FT-FTA	Pct	Off	Def	Tot	Avg	PF	FO	A	TO	Blk	Stl		
11	Q Weatherspoon	17-17	549	32.3	98-218	.450	26-74	.351	34-48	.708	23	69	92	5.4	45	1	29	41	4	26	256	15.1
01	Lamar Peters	18-16	486	27.0	65-179	.363	33-107	.308	50-66	.758	9	36	45	2.5	50	1	70	52	2	25	213	11.8
04	Mario Kegler	18-18	526	29.2	65-143	.455	24-69	.348	41-61	.672	21	80	101	5.6	50	2	28	38	6	13	195	10.8
35	Aric Holman	18-12	408	22.7	50-109	.459	9-28	.321	24-39	.615	31	74	105	5.8	49	3	10	32	33	9	133	7.4
34	Schrider Herard	18-17	374	20.8	42-69	.609	0-0	.000	42-82	.512	38	55	93	5.2	46	1	3	32	3	2	126	7.0
03	Xavian Stapleton	18-4	298	16.6	45-101	.446	11-40	.275	23-37	.622	20	30	50	2.8	58	4	5	15	7	13	124	6.9
23	Tyson Carter	18-0	269	14.9	33-90	.367	17-54	.315	4-7	.571	3	17	20	1.1	26	0	9	6	2	7	87	4.8
15	IJ Ready	14-6	396	28.3	27-76	.355	4-15	.267	26-27	.963	2	34	36	2.6	17	0	59	27	1	22	84	6.0
02	Eli Wright	17-0	203	11.9	26-39	.667	9-14	.643	8-12	.667	10	18	28	1.6	30	1	2	9	2	5	69	4.1
45	E.J. Datcher	17-0	114	6.7	5-14	.357	0-0	.000	2-3	.667	4	11	15	0.9	30	0	1	5	7	4	12	0.7
12	Drew Davis	1-0	1	1.0	0-1	.000	0-0	.000	0-0	.000	1	1	1	0.0	0	0	0	0	0	0	0	0.0
13	Nick Singleton	1-0	1	1.0	0-0	.000	0-0	.000	0-0	.000	0	0	0	0.0	0	0	0	0	0	0	0	0.0
20	Miles Washington	1-0	1	1.0	0-1	.000	0-0	.000	0-0	.000	0	0	0	0.0	1	0	0	0	0	0	0	0.0
TEAM											18	28	46									
Total		18			456-1040	.438	133-401	.332	254-382	.665	180	452	632	35.1	402	13	216	269	67	126	1299	72.2
Opponents		18			458-1051	.436	111-348	.319	341-481	.709	217	476	693	38.5	318	-230	245	68	105	1368	76.0	

SCORE BY PERIODS:	1st	2nd	OT	Total
Mississippi State	572	712	15	1299
Opponents	633	715	20	1368

2016-17 RESULTS



<u>DATE</u>	<u>OPPONENT</u>	<u>W/L</u>	<u>SCORE</u>	<u>ATTENDANCE</u>	<u>HIGH POINTS</u>	<u>HIGH REBOUNDS</u>
11-11-16	NORFOLK STATE	W	78-74	4467	(22)Q Weatherspoon	(11)Aric Holman
11-17-17	vs UCF	L	61-86	3430	(19)Q Weatherspoon	(7)Q Weatherspoon (7)Aric Holman
11-18-16	vs Boise State	W	80-68	3517	(25)Q Weatherspoon	(7)Schnider Herard
11-20-16	vs UTEP	W	61-54	1293	(18)Aric Holman	(8)Mario Kegler
11-25-16	LEHIGH	L	73-87	6697	(20)J Ready	(9)Mario Kegler
11-28-16	NORTHWESTERN STATE	W	65-59	6070	(14)J Ready	(7)Eli Wright (7)Aric Holman
12-01-16	OREGON STATE	W	74-57	7684	(21)Q Weatherspoon	(7)Aric Holman
12-04-16	GEORGIA STATE	W	82-60	6805	(24)Lamar Peters	(7)Schnider Herard
12-14-16	EAST TENNESSEE STATE	L	65-67	6479	(17)Aric Holman	(8)Mario Kegler
12-19-16	vs USM	W	86-44	4031	(16)Q Weatherspoon	(12)Schnider Herard
12-22-16	MOREHEAD STATE	W	85-76	8328	(27)Q Weatherspoon	(7)Mario Kegler
12-29-16	MISSOURI-KANSAS CITY	W	77-54	7109	(25)Q Weatherspoon	(8)Schnider Herard
01-03-17	*ALABAMA	L	58-68	7452	(12)Mario Kegler	(7)Mario Kegler
01-07-17	*at LSU	W	95-78	7626	(17)Aric Holman	(9)Aric Holman
01-10-17	*at Arkansas	W	84-78	15111	(25)Q Weatherspoon	(11)Aric Holman
01-14-17	*TEXAS A&M	W	67-59	8588	(16)Schnider Herard	(5)Aric Holman (5)Mario Kegler
01-17-17	*KENTUCKY	L	81-88	9768	(25)Lamar Peters	(8)Mario Kegler
01-21-17	*at Tennessee	L	74-91	13917	(14)Schnider Herard	(11)Schnider Herard
01-25-17	*MISSOURI	W	89-74	7101	(29)Q Weatherspoon	(8)Q Weatherspoon
01-28-17	*at Alabama	L	62-71	15383	(13)Lamar Peters	(9)Aric Holman
01-31-17	*at Ole Miss	L	61-88	8205	(16)Lamar Peters (16)Q Weatherspoon	(6)Mario Kegler (6)Aric Holman
02-04-17	*TENNESSEE	W	64-59	7581	(17)Mario Kegler	(15)Schnider Herard
02-07-17	*at Auburn	L	92-98	7058	(25)Q Weatherspoon	(9)Q Weatherspoon
02-11-17	*SOUTH CAROLINA	L	73-77	7635	(22)Tyson Carter	(7)Aric Holman
02-14-17	*at Georgia	L	72-79	5822	(14)Q Weatherspoon (14)Mario Kegler (14)Lamar Peters	(6)Q Weatherspoon (6)Mario Kegler
02-18-17	*FLORIDA	L	52-57	7980	(17)Q Weatherspoon	(7)Aric Holman (7)Schnider Herard
02-21-17	*OLE MISS	Lot	82-87	7863	(20)J Ready	(9)Xavian Stapleton
02-25-17	*at Vanderbilt	L	48-77	9212	(15)Q Weatherspoon	(6)Aric Holman
02-28-17	*at South Carolina	L	57-63	15230	(12)Mario Kegler	(6)Aric Holman
03-04-17	*LSU	W	88-76	6739	(18)Q Weatherspoon	(6)Aric Holman (6)Mario Kegler (6)Q Weatherspoon
03-08-17	vs LSU	W	79-52	8567	(19)Q Weatherspoon	(6)Xavian Stapleton
03-09-17	vs Alabama	L	55-75	11973	(13)Tyson Carter	(7)Q Weatherspoon

*- Conference game

2016-17 SEASON ATTENDANCE TOTALS

All Games: 260,189 in 31 games/8,130 per game
 All Home Games: 124,346 in 17 games 7,314 per game
 All Road Games: 130,375 in 9 games/10,840 per game
 All Neutral Games: 32,808 in 6 games/5,468 per game
 All SEC Games: 168,271 in 18 games/9,348 per game
 ALL SEC Home Games: 70,707 in 9 games/7,856 per game
 All SEC Away Games: 97,564 in 9 games/10,840 per game



2016-17 SUPERLATIVES

<u>MSU GAME HIGHS</u>	<u>OPPONENT GAME HIGHS</u>	<u>MSU GAME LOWS</u>	<u>OPPONENT GAME LOWS</u>
POINTS95 <i>at LSU (1-7-17)</i>	POINTS98 <i>at Auburn (2-7-17)</i>	POINTS48 <i>Vanderbilt (2-25-17)</i>	POINTS44 <i>USM (12-19-16)</i>
FG MADE36 <i>LSU (3-4-17)</i>	FG MADE34 <i>Lehigh (11-25-16)</i>	FG MADE14 <i>Vanderbilt (2-25-17)</i>	FG MADE15 <i>USM (12-19-16)</i>
FG ATTEMPTS74 <i>Ole Miss (2-21-17)</i>	FG ATTEMPTS72 <i>at LSU (1-7-17)</i>	FG ATTEMPTS44 <i>Texas A&M (1-14-17)</i> <i>Oregon State (12-1-16)</i>	FG ATTEMPTS45 <i>Oregon State (12-1-16)</i>
FG%571 (32-56) <i>Missouri (1-25-17)</i>	FG%516 (32-62) <i>at Auburn (2-7-17)</i>	FG%298 (14-47) <i>Vanderbilt (2-25-17)</i>	FG%231 (15-65) <i>USM (12-19-16)</i>
3-FG MADE17 <i>vs. USM (12-19-16)</i>	3-FG MADE14 <i>at Vanderbilt (2-25-17)</i>	3-FG MADE2 <i>vs. Alabama (3-9-17)</i> <i>Florida (2-18-17)</i> <i>N'Western St. (11-28-16)</i>	3-FG MADE1 <i>vs. LSU (3-8-17)</i> <i>Texas A&M (1-14-17)</i>
3-FGA34 <i>Georgia State (12-4-16)</i>	3-FGA29 <i>at Vanderbilt (2-25-17)</i>	3-FGA12 <i>vs. Alabama (3-9-17)</i>	3-FG ATTEMPTS13 <i>Georgia (2-14-17)</i> <i>Alabama (1-3-17)</i> <i>Oregon State (12-1-16)</i>
3-FG%586 (17-29) <i>vs. USM (12-19-16)</i>	3-FG%500 (8-16) <i>vs. Alabama (3-9-17)</i>	3-FG%087 (2-23) <i>Florida (2-18-17)</i>	3-FG%045 (1-22) <i>vs. LSU (3-8-17)</i>
FT MADE27 <i>at Auburn (2-7-17)</i>	FT MADE34 <i>Ole Miss (2-21-17)</i>	3-FG%087 (2-23) <i>Florida (2-18-17)</i>	3-FG%045 (1-22) <i>vs. LSU (3-8-17)</i>
FTA34 <i>at Auburn (2-7-17)</i>	FTA44 <i>Ole Miss (2-21-17)</i>	FT MADE3 <i>vs. Alabama (3-9-17)</i>	FT MADE4 <i>Georgia State (12-4-16)</i>
FT%923 (12-13) <i>vs. LSU (3-8-17)</i>	FT%1.000 (8-8) <i>Lehigh (11-25-16)</i>	FTA6 <i>vs. Alabama (3-9-17)</i>	FTA6 <i>Georgia State (12-4-16)</i>
REBOUNDS55 <i>Tennessee (2-4-17)</i>	REBOUNDS49 <i>vs. Tennessee (1-21-17)</i>	FT%444 (8-18) <i>UMKC (12-29-16)</i>	FT%455 (10-22) <i>Tennessee (2-4-17)</i>
ASSISTS21 <i>LSU (3-4-17)</i> <i>vs. USM (12-19-16)</i>	ASSISTS22 <i>at Auburn (2-7-17)</i>	REBOUNDS23 <i>Texas A&M (1-14-17)</i>	REBOUNDS24 <i>Oregon State (12-1-16)</i>
STEALS17 <i>Oregon State (12-1-16)</i>	STEALS11 <i>at Ole Miss (1-31-17)</i> <i>at Alabama (1-28-17)</i>	ASSISTS6 <i>vs. Alabama (3-9-17)</i>	ASSISTS5 <i>Florida (2-18-17)</i> <i>ETSU (12-14-16)</i>
BLOCKED SHOTS11 <i>vs. USM (12-19-16)</i>	BLOCKED SHOTS7 <i>at Alabama (1-28-17)</i>	STEALS4 <i>Missouri (1-25-17)</i> <i>Tennessee (1-21-17)</i> <i>ETSU (12-14-16)</i> <i>Norfolk State (11-11-16)</i>	STEALS1 <i>Tennessee (2-4-17)</i> <i>Missouri (1-25-17)</i>
TURNOVERS22 <i>Ole Miss (2-21-17)</i>	TURNOVERS22 <i>Texas A&M (1-14-17)</i>	BLOCKED SHOTS0 <i>vs. Boise State (11-18-16)</i>	BLOCKED SHOTS0 <i>Missouri (1-25-17)</i> <i>Arkansas (1-10-17)</i> <i>N'Western St. (11-28-16)</i>
FOULS32 <i>Ole Miss (2-21-17)</i>	FOULS24 <i>Tennessee (2-4-17)</i> <i>Kentucky (1-17-17)</i>	TURNOVERS5 <i>Morehead St. (12-22-16)</i>	TURNOVERS7 <i>at Tennessee 91-21-17)</i>
		FOULS13 <i>Vanderbilt (2-25-17)</i> <i>Morehead St. (12-22-16)</i> <i>N'Western St. (11-28-16)</i> <i>Lehigh (11-25-16)</i>	Fouls10 <i>vs. Alabama (3-9-17)</i> <i>Florida (2-18-17)</i>



2016-17 MISCELLANEOUS STATS



GAME-BY-GAME STARTERS

<u>Opponent</u>	<u>Date</u>	<u>Guard</u>	<u>Guard</u>	<u>Guard</u>	<u>Forward</u>	<u>Forward</u>	<u>Record</u>
Norfolk State	11-11-16	W'Spoon	Ready	Carter	Kegler	Holman	1-0
Central Florida	11-17-16	W'Spoon	Ready	Carter	Kegler	Holman	1-1
Boise State	11-18-16	W'Spoon	Ready	Carter	Kegler	Holman	2-1
UTEP	11-20-16	W'Spoon	Ready	Carter	Kegler	Holman	3-1
Lehigh	11-25-16	Peters	Ready	Carter	Kegler	Holman	3-2
Northwestern State	11-28-16	Wright	Ready	Carter	Kegler	Holman	4-2
Oregon State	12-01-16	W'Spoon	Ready	Carter	Kegler	Holman	5-2
Georgia State	12-04-16	W'Spoon	Ready	Carter	Kegler	Holman	6-2
East Tennessee St.	12-14-16	W'Spoon	Ready	Carter	Kegler	Holman	6-3
Southern Miss	12-19-16	W'Spoon	Ready	Carter	Kegler	Holman	7-3
Morehead State	12-22-16	W'Spoon	Ready	Carter	Stapleton	Holman	8-3
UMKC	12-29-16	W'Spoon	Ready	Carter	Kegler	Holman	9-3
Alabama	01-03-17	W'Spoon	Ready	Stapleton	Kegler	Herard	9-4
LSU	01-07-17	W'Spoon	Peters	Kegler	Herard	Holman	10-4
Arkansas	01-10-17	W'Spoon	Peters	Kegler	Herard	Holman	11-4
Texas A&M	01-14-17	W'Spoon	Peters	Kegler	Herard	Holman	12-4
Kentucky	01-17-17	W'Spoon	Peters	Kegler	Herard	Holman	12-5
Tennessee	01-21-17	W'Spoon	Peters	Kegler	Herard	Holman	12-6
Missouri	01-25-17	W'Spoon	Peters	Kegler	Herard	Stapleton	13-6
Alabama	01-28-17	W'Spoon	Peters	Kegler	Herard	Holman	13-7
Ole Miss	01-31-17	W'Spoon	Peters	Kegler	Herard	Holman	13-8
Tennessee	02-04-17	W'Spoon	Peters	Kegler	Herard	Holman	14-8
Auburn	02-07-17	W'Spoon	Peters	Kegler	Herard	Holman	14-9
South Carolina	02-11-17	W'Spoon	Peters	Kegler	Herard	Stapleton	14-10
Georgia	02-14-17	W'Spoon	Peters	Kegler	Herard	Holman	14-11
Florida	02-18-17	W'Spoon	Peters	Ready	Herard	Kegler	14-12
Ole Miss	02-21-17	W'Spoon	Peters	Ready	Herard	Kegler	14-13
Vanderbilt	02-25-17	W'Spoon	Peters	Ready	Kegler	Holman	14-14
South Carolina	02-28-17	Ready	Peters	Kegler	Stapleton	Herard	14-15
LSU	03-04-17	W'Spoon	Ready	Kegler	Holman	Herard	15-15
LSU-SECT	03-08-17	W'Spoon	Ready	Kegler	Holman	Herard	16-15
Alabama-SECT	03-09-17	W'Spoon	Ready	Kegler	Holman	Herard	16-16

Team Statistics	Comparison Stats		Differentials	
	MSU	OPP	Wins	Losses
SCORING	2320	2281	78.4	66.6
Points per game.....	72.5	71.3	63.9	78.7
Scoring margin.....	+1.2	-	+14.5	-12.1
FIELD GOALS-ATT	821-1849	792-1852	478	411
Field goal pct.....	.444	.428	.406	.449
3 POINT FG-ATT	247-711	199-632	.396	.294
3-point FG pct.....	.347	.315	.277	.355
3-pt FG made per game.....	7.7	6.2	.689	.685
FREE THROWS-ATT	431-627	498-702	.695	.719
Free throw pct.....	.687	.709	36.8	34.0
F-Throws made per game.....	13.5	15.6	34.2	39.9
REBOUNDS	1133	1185	+2.6	-5.9
Rebounds per game.....	35.4	37.0	14.1	10.1
Rebounding margin.....	-1.6	-	11.8	15.3
ASSISTS	386	373	+3.3	-2.3
Assists per game.....	12.1	11.7	8.4	6.6
TURNOVERS	433	449	4.4	3.8
Turnovers per game.....	13.5	14.0		
Turnover margin.....	+0.5	-		
Assist/turnover ratio.....	0.9	0.8		
STEALS	239	164		
Steals per game.....	7.5	5.1		
BLOCKS	131	108		
Blocks per game.....	4.1	3.4		



2016-17 MISCELLANEOUS STATS

MSU'S 2016-17 RECORD WHEN . . .

Leads at Halftime.....	10-2
Trails at Halftime.....	3-13
Is Tied at Halftime.....	3-1
Shoots 45% or better from the field.....	13-3
Shoots less than 45% from the field.....	3-13
Opp. shoots less than 45% from the field.....	10-8
Opp. shoots 45% or better from the field.....	6-8
Outrebounds (or ties) the opponent.....	11-4
Outrebounded by the opponent.....	5-12
More Assists (or ties) than the opponent.....	15-7
Fewer Assists than the opponent.....	1-9
Fewer (or ties) TOs than opponent.....	13-5
More TOs than opponent.....	3-11
Holds opponents to 65 points or less.....	9-2
In games decided by 10 points or less.....	7-10

MSU'S 2016-17 RECORD IN . . .

All Games.....	16-16
Home Games.....	10-7
Road Games.....	2-7
Neutral-sites.....	4-1
Non-SEC Games.....	9-3
Non-SEC Home Games.....	6-2
Non-SEC Road Games.....	
Non-SEC Neutral-site Games.....	3-1
SEC Games.....	6-12
SEC Home Games.....	4-5
SEC Road Games.....	2-7
SEC Tournament.....	1-1
November Games.....	4-2
December Games.....	5-1
January Games.....	4-5
February Games.....	1-7
March Games.....	2-1
Monday Games.....	2-0
Tuesday Games.....	1-7
Wednesday Games.....	2-1
Thursday Games.....	3-2
Friday Games.....	2-1
Saturday Games.....	4-5
Sunday Games.....	2-0
Overtime Games.....	0-1
Television Games.....	16-15
Games vs. Ranked Opponents.....	0-3

MISC. 2016-17 TEAM STATS

- Largest Lead Surrendered in Loss:**
7, South Carolina (2-11-17); Georgia (2-14-17)
- Largest Deficit Overcome in Win:**
19, Tennessee (2-4-17)
- Largest Lead at Anytime:**
47, Southern Miss (12-19-16)
- Largest Deficit Anytime:**
34, Vanderbilt (2-25-17)

MISCELLANEOUS MSU INDIVIDUAL STATISTICS

- Games Scoring in Double Figures:**
Weatherspoon 25, Peters 17, Kegler 16, Holman 11, Carter 10, Ready 9, Stapleton 7, Herard 4, Wright 2,
- Games Scoring 20-plus Points:**
Weatherspoon 8, Peters 4, Ready 2, Carter
- Games Rebounding in Double Figures:**
Holman 3, Schnider 3, Stapleton
- Games With Double Figures in Assists:**
Ready
- Games With Double-Doubles:**
Holman 2, Herard 2, Stapleton
- Games As Team High Scorer (or co-leader):**
Weatherspoon 16, Peters 5, Kegler 4, Holman 3, Ready 3, Herard 2, Kegler 3, Carter 2
- Games As Team High Rebounder (or co-leader):**
Holman 13, Kegler 11, Weatherspoon 7, Herard 6, Stapleton 2, Wright
- Games As Team Leader in Assists (or co-leader):**
Ready 18, Peters 8, Weatherspoon 5, Kegler 3, Holman
- Games As Team Leader in Steals (or co-leader):**
Weatherspoon 12, Peters 10, Ready 8, Kegler 6, Holman 5, Stapleton 5, Carter 3, Herard 2, Wright 2, Datcher
- Games As Team Leader in Blocks (or co-leader):**
Holman 25, Datcher 6, Carter 3, Stapleton 4, Herard 3, Wright 2, Kegler 2, Peters, Weatherspoon
- Games As Team Leader in Turnovers (or co-leader):**
Peters 10, Weatherspoon 9, Holman 7, Kegler 6, Ready 6, Herard 4, Strugg, Carter, Schnider, Stapleton

MSU'S RECORD BY STARTING LINEUP

- Weatherspoon, Ready, Carter, Kegler, Holman.....7-2
- Weatherspoon, Ready, Carter, Stapleton, Holman....1-0
- Peters, Ready, Carter, Kegler, Holman.....0-1
- Wright, Ready, Carter, Kegler, Holman.....1-0
- Weatherspoon, Ready, Stapleton, Kegler, Herard....0-1
- Weatherspoon, Peters, Kegler, Herard, Holman.....4-6
- Weatherspoon, Peters, Kegler, Herard, Stapleton....1-1
- Weatherspoon, Peters, Ready, Kegler, Herard.....0-2
- Weatherspoon, Ready, Peters, Kegler, Holman.....0-1
- Ready, Peters, Kegler, Stapleton, Herard.....0-1
- Weatherspoon, Ready, Kegler, Holman, Herard.....2-1

2016-17 Win-Loss Differential

Diff.	1	2	3	4	5	6	7	8	9	10	11	12	13	14	15	16	17	18	19	20	21	22	23	24	25+
Won				1	1	2	1	1	1			2			1		2					1	1		2
Lost	1			1	2	2	2		1	1				1			1			1					3

THE LAST TIME . . .



THE LAST TIME AN MSU PLAYER ...

- **Scored 30 or more points in a game:**
32, Ravern Johnson vs. Tenn. St. (11-12-10)
- **Scored 33 or more points in a game:**
33, Craig Sword at LSU (2-19-14)
- **Scored 34 or more points in a game:**
34, Arnett Moultrie vs. UMass (3-13-12)
- **Scored 35 or more points in a game:**
36, Jeff Malone at Ole Miss (2-19-83)
- **Scored 37 or more points in a game:**
39, Jeff Malone vs. Alabama (1-31-83)
- **Scored 40 or more points in a game:**
40, Rickey Brown vs. Auburn (3-7-77)
- **Scored 20+ points in back-to-back games:**
Quindary Weatherspoon (27 vs. Morehead State 12-22-16; 25 vs. UMKC (12-29-16)
- **Scored 20+ points in three-consecutive games:**
Craig Sword (24 vs. Loyola, 12-01-13; 24 vs. TCU, 12-05-13; 22 vs. SELA, 12-13-13)
- **Scored 20+ points in five-consecutive games:**
Jeff Malone, 1982-83 (11 consecutive)
- **Scored 30+ points in back-to-back games:**
Jeff Malone (36 at Ole Miss & 30 vs. Georgia, 1983)
- **Scored 30+ points in three-consecutive games:**
Jeff Malone (33 at LSU; 36 at Ole Miss & 30 vs. Georgia, 1982-83)
- **Two players score 20+ points in same game:**
Quindary Weatherspoon, 25; Lamar Peters, 23, vs. Auburn (2-7-17)
- **Made 10 field goals in a game:**
10, Weatherspoon vs. Morehead (12-22-16)
- **Made 11 field goals in a game:**
11, Q. Weatherspoon, Missouri (1-25-17)
- **Made 12 field goals in a game:**
12, Gavin Ware, Alabama (2-2-16)
- **Made 13 field goals in a game:**
13, Horatio Webster vs. SW Missouri St. (11-23-97)
- **Made 14 field goals in a game:**
14, Cameron Burns at Georgia (1-17-90)
- **Made 15 or more field goals in a game:**
16, Raymond Brown vs. Florida (3-2-85)
- **Attempted 20 field goals in a game:**
20, Ravern Johnson vs. St. Mary's (12-29-10)
- **Attempted 21 or more field goals in a game:**
21, Dee Bost vs. Kentucky (2-16-10)
- **Attempted 23 or more field goals in a game:**
23, Arnett Moultrie vs. UMass (3-13-12)
- **Attempted 25 field goals in a game:**
25, Chuck Evans at Alabama (3-6-93)
- **Attempted 26 field goals in a game:**
26, Tony Watts at Ole Miss (2-22-92)
- **Attempted 27 or more field goals in a game:**
28, Jeff Malone vs. Vanderbilt (1-8-83)
- **Made six 3-pointers in a game:**
6, Q. Weatherspoon vs. Arkansas (1-10-17)
- **Made seven 3-pointers in a game:**
7, Lamar Peters vs. Missouri (1-25-17)
- **Made eight or more 3-pointers in a game:**
8, Winsome Frazier vs. UMKC (11-23-04)
- **Attempted 11 3-pointers in a game:**
11, Dee Bost vs. Detroit (12-17-11)
- **Attempted 12 3-pointers in a game:**
12, Ravern Johnson vs. ETSU (12-11-10)
- **Attempted 13 or more 3-pointers in a game:**
13, Dee Bost vs. Troy (12-10-11)
- **Attempted 16 or more 3-pointers in a game:**
17, Darryl Wilson vs. Alabama (3-4-95)
- **Made 14 or more free throws in a game:**
14, Trivante Bloodman vs. Auburn (2-15-14)
- **Made 15 or more free throws in a game:**
15, Craig Sword vs. Ole Miss (1-11-14)
- **Attempted 17 free throws in a game:**
17, Jarvis Varnado at Houston (12-19-09)
- **Attempted 18 free throws in a game:**
18, Craig Sword vs. Ole Miss (1-11-14)
- **Attempted 19 free throws in a game:**
19, Carl Nichols vs. SE La. (12-1-88)
- **Had 16 rebounds in a game:**
16, Gavin Ware vs. Maryland ES (1-2-14)
- **Had 17 rebounds in a game:**
17, Gavin Ware at Auburn (1-21-15)
- **Had 18 or more rebounds in a game:**
21, Wesley Morgan vs. SE La. (11-28-05)
- **Had 22 or more rebounds in a game:**
23, Rickey Brown vs. Vanderbilt (12-6-79)

- **Had 24 or more rebounds in a game:**
24, Wiley Peck vs. Alabama (1-27-79)
- **Had 10 or more offensive rebounds in a game:**
11, Arnett Moultrie vs. Northwestern State (12-22-11)
- **Had 10 or more defensive rebounds in a game:**
10, Aric Holman vs. So. Miss (12-19-16)
- **Had 13 or more defensive rebounds in a game:**
13, Colin Borchert (3-9-13)
- **Had 15 or more defensive rebounds in a game:**
15, Jarvis Varnado at San Diego (12-31-09)
- **Had 10 assists in a game:**
10, Dee Bost vs. LSU (1-25-11)
- **Had 11 assists in a game:**
11, I.J. Ready vs. No. Colorado (12-23-15)
- **Had 13 assists in a game:**
13, I.J. Ready vs. LSU (3-4-17)
- **Had 14 assists in a game:**
14, Gary Ervin vs. Florida A&M (12-20-04)
- **Had 15 or more assists in a game:**
16, Chuck Evans at UMKC (2-23-93)
- **Had 10 or more turnovers in a game:**
10, Charles Rhodes vs. Nicholls (11-11-06)
- **Had five or more blocks in a game:**
5, Aric Holman vs. Northw'tern St. (11-28-16)
- **Had seven blocks in a game:**
7, Jarvis Varnado at LSU (2-20-10)
- **Had eight blocks in a game:**
8, Jarvis Varnado vs. Alabama (2-24-10)
- **Had nine blocks in a game:**
9, Jarvis Varnado at Vanderbilt (2-3-10)
- **Had 10 blocks in a game:**
10, Jarvis Varnado vs. Arkansas (1-14-10)
- **Had 10+ blocks in two consecutive games:**
Jarvis Varnado (10 vs. Georgia & 10 vs. Kentucky, 2007-08)
- **Had five steals in a game:**
5, Lamar Peters vs. Texas A&M (1-14-17)
- **Had six or more steals in a game:**
7, Craig Sword vs. Ole Miss (1-11-14)

LAST TIME AN MSU TEAM...

- **Scored 100 or more points:**
106 vs. Eastern Washington (11-13-15)
- **Scored 100 or more points in an SEC game:**
105 vs. Auburn (3-2-04)
- **Allowed 100 or more points in an SEC game:**
115 at Arkansas (2-20-93)
- **Allowed 100 or more points in non-SEC play:**
105 vs. Miami (11-19-15)
- **Was held to 52 points or less:**
52 vs. Florida (2-18-17)
- **Was held to 50 points:**
50 vs. Alabama (2-25-12)
- **Was held to 49 points or less:**
48 vs. Vanderbilt (2-25-17)
- **Was held to 45 points or less:**
41 at Georgia (2-7-15)
- **Was held to 40 points or less:**
36 vs. Missouri (2-13-13)
- **Was held to 35 points or less:**
31 vs. Vanderbilt (2-23-13)
- **Was held to fewer than 10 points in a half:**
9 at Arkansas, first (2-7-15)
- **Held opponent to 59 points or less:**
57 vs. Florida (2-18-17)
- **Held opponent to 56 points or less:**
56 at Vanderbilt (3-4-15)
- **Held opponent to 55 points or less:**
52 vs. LSU-SECT (3-08-17)
- **Held opponent to 50 points or less:**
46 vs. Arkansas (2-9-16)
- **Held opponent to 45 points or less:**
44 vs. Southern Miss (12-19-16)
- **Held opponent to 42 points or less:**
42 vs. Texas-San Antonio (11-4-12)
- **Held opponent to 39 points or less:**
39 at LSU (1-9-08)
- **Shot 50 percent or better from the field:**
545 [36-66] vs. LSU (3-4-17)
- **Shot 55 percent or better from the field:**
571 [32-56] vs. Missouri (1-25-17)
- **Shot 60 percent or better from the field:**
621 [41-66] vs. E. Washington (11-13-15)



THE LAST TIME . . .

Shot 65 percent or better from the field:
.660 [35-53] vs. Western Kentucky (1-5-09)

Was held to less than 35 percent from the field:
.309 [21-68] vs. Tennessee (2-4-17)

Was held to less than 30 percent from the field:
.298 [14-47] vs. Vanderbilt (2-25-17)

Was held to less than 25 percent from the field:
.175 [7-40] vs. Vanderbilt (2-23-13)

Held opp. to 35 percent or less from the field:
.333 [18-54] vs. LSU-SECT (3-8-17)

Held opp. to 30 percent or less from the field:
.283 [17-60] vs. UMKC (12-29-16)

Held opp. to 25 percent or less from the field:
.231 [15-65] vs. Southern Miss (12-19-16)

Opponent shot 50 percent or better:
.500 [27-54] South Carolina (2-11-17)

Opponent shot 60 percent or better:
.623 [33-53] Missouri (3-1-14)

Made 35 or more field goals:
36 vs. LSU (3-4-17)

Made 40 or more field goals:
41 vs. Eastern Washington (11-13-15)

Made fewer than 15 field goals:
14 at Vanderbilt (2-25-17)

Attempted 70 or more shots from the field:
74 vs. Ole Miss (2-18-17)

Attempted 80 or more shots from the field:
80 at Alabama (2-21-09)

Attempted just 40 shots from the field:
40 vs. Vanderbilt (2-23-13)

Attempted 39 or fewer shots from the field:
39 at Vanderbilt (3-4-15)

Attempted 35 or fewer shots from the field:
34 vs. Tennessee (2-3-15)

Made 10 or more 3-pointers:
11 vs. LSU-SECT (3-8-17)

Made 12 3-pointers:
12 vs. Missouri (1-25-17)

Made 13 3-pointers:
13 vs. Georgia State (12-04-16)

Made 15 3-pointers:
15 vs. North Carolina A&T (12-12-10)

Made 16 3-pointers:
16 vs. Troy (12-10-11)

Made 17 3-pointers:
17 vs. Southern Miss (12-19-16)

Did not make a 3-pointer:
[0-10] at Arkansas (2-7-15)

Made just one 3-pointer:
vs. Tennessee (1-7-15)

Made just two 3-pointers:
vs. Alabama-SECT (3-9-17)

Opponent made 15 or more 3-pointers:
16, Arkansas (1-9-16)

Opponent made just one 3-pointer:
vs. LSU-SECT (3-8-17)

Attempted nine 3-pointers or less:
9 vs. Tennessee (1-7-15)

Attempted six 3-pointers or less:
6 at Ole Miss (1-29-03)

Attempted 25 3-pointers:
25 at Ole Miss (1-31-17)

Attempted 26 3-pointers:
26 at South Carolina (2-28-17)

Attempted 27 3-pointers:
27 vs. South Carolina (2-11-17)

Attempted 28 3-pointers:
28 vs. Georgia (2-13-16)

Attempted 29 or more 3-pointers:
29 vs. Southern Miss (12-19-16)

Attempted 30 or more 3-pointers:
30 vs. LSU-SECT (3-08-17)

Attempted 35 or more 3-pointers:
35 vs. Kentucky (2-16-10)

Made 31 or more free throws:
31 vs. Auburn (1-22-14)

Made 40 or more free throws:
41 vs. LSU (2-11-09)

Made 50 or more free throws:
52 vs. LSU (2-11-09)

Made fewer than five free throws:
4 at Vanderbilt (2-1-14)

Made fewer than four free throws:
3 vs. Alabama-SEC (3-9-17)

Made only 1 free throw:
1 vs. Florida (1-30-14)

Opponent made 30 or more free throws:
34, Ole Miss (2-18-17)

Attempted 30 or more free throws:
34 vs. Auburn (2-7-17)

Attempted 35 or more free throws:
35 vs. Tennessee (2-3-15)

Attempted 40 or more free throws:
44 vs. Tennessee (1-7-15)

Attempted 45 or more free throws:
45 vs. Florida A&M (12-17-13)

Attempted fewer than 10 free throws:
6 vs. Alabama-SECT (3-9-17)

Opponent attempted 40 or more free throws:
44, Ole Miss (2-18-17)

Had 50 or more rebounds:
50 vs. Arkansas (2-9-16)

Had 55 or more rebounds:
55 vs. Tennessee (2-4-17)

Had 58 or more rebounds:
58 vs. Troy (12-10-05)

Had 59 or more rebounds:
59 at Houston (12-19-09)

Had fewer than 25 rebounds:
21 vs. McNeese State (12-30-14)

Had 20 or fewer rebounds:
20 at Kentucky (1-12-16)

Had 20 or more assists:
20 vs. South Carolina (2-27-16)

Had 21 or more assists:
21 vs. LSU (3-4-17)

Had 25 or more assists:
25 vs. St. Bonaventure (12-05-09)

Had 30 or more assists:
30 vs. Troy (12-10-11)

Had 5 Assists:
5, Florida State (12-16-15)

Had Fewer Than 5 Assists:
4, Tennessee (1-2-15)

Had 20 or more turnovers:
20 at South Carolina (2-28-17)

Had 21 or more turnovers:
22 vs. Ole Miss (2-18-17)

Had 23 or more turnovers:
23 vs. Arkansas (2-21-15)

Had 24 or more turnovers:
24 at Arkansas (2-7-15)

Had 25 turnovers:
26 vs. Mississippi Valley State (11-17-14)

Had 29 or more turnovers:
29 at Arkansas (1-23-13)

Had 30 or more turnovers:
31 at Kentucky (1-7-97)

Had 34 or more turnovers:
34 at Evansville (12-17-75)

Had fewer than 10 turnovers:
7 vs. Missouri (1-25-17)

Had five or fewer turnovers:
5 vs. Morehead State (12-22-16)

Forced 25 or more turnovers
26 vs. Kennesaw State (11-14-13)

Had 10 blocked shots:
10 vs. Texas Southern (12-2-15)

Had 11 blocked shots:
11 vs. Southern Miss (12-19-16)

Had 12 blocked shots:
12 at South Carolina (1-26-16)

Had 13 blocked shots:
13 vs. Arkansas (1-14-10)

Had 14 blocked shots:
14 vs. Texas-Pan American (11-24-09)

Had 16 blocked shots:
16 vs. Georgia (1-12-08)

Had 10 steals:
10 vs. Kentucky (1-17-17)

Had 12 steals:
12 vs. LSU-SECT (3-8-17)

Had 14 steals:
14 vs. South Carolina (1-9-13)

Had 15 steals:
15 vs. Florida Gulf Coast (12-19-13)

Had 17 or more steals:
17 vs. Oregon State (12-01-16)

Had 20 or more steals:
20 vs. Nicholls State (11-17-01)

Had 1 steal or less:
1 vs. Vanderbilt (3-11-11)

2016-17 RECAPS



Game 1 — Nov. 11, 2016

Mississippi State 78
Norfolk State 74

Humphrey Coliseum • Starkville, MS

Norfolk State

Player	FG	3FG	FT	RB	PF	PT	A	Min
Long	f 2-5	0-0	1-3	7	4	5	0	30
Gellineau	c 0-0	0-0	0-0	4	5	0	0	11
Robinson	g 7-14	2-5	5-5	3	1	21	5	38
Wade	g 5-16	0-2	8-12	12	0	18	3	35
Goss	g 4-7	1-4	0-0	1	2	9	1	31
Brown	2-4	0-1	0-1	2	0	4	2	20
Brown	2-3	1-1	0-0	0	2	5	0	5
Williams	1-2	1-2	2-2	2	2	5	0	12
Robinson	3-6	0-0	1-3	3	5	7	0	18
TOTALS	26-57	5-15	17-26	35	21	74	11	200

Mississippi State

Player	FG	3FG	FT	RB	PF	PT	A	Min
Holman	f 3-7	1-2	4-7	11	2	11	0	26
Kegler	g 2-6	2-4	2-2	2	4	8	1	26
W'Spoon	g 9-16	2-5	2-2	6	2	22	2	30
Ready	g 5-13	1-2	3-4	3	2	14	7	31
Carter	g 6-8	5-7	0-0	1	1	17	2	33
Peters	0-3	0-2	0-0	1	2	0	3	15
Wright	0-2	0-1	0-0	0	4	0	0	13
Herard	2-3	0-0	0-1	4	1	4	0	17
Datcher	1-2	0-0	0-1	7	4	2	0	9
TOTALS	28-60	11-23	11-17	38	22	78	15	200

Halftime: MSU 39, NSU 39. FG%: MSU 46.7%, NSU 45.6%. 3FG%: MSU 47.8%, NSU 33.3%. FT%: MSU 64.7%, NSU 65.4%. Turnovers: MSU 13 (Peters 4), NSU 12 (Robinson 3). Blocked Shots: MSU 8 (Holman 5), NSU 5 (Robinson 3). Steals: MSU 4 (Holman 2), NSU 5 (Robinson 3). Officials: Antinio Petty, Terry Moore, Darron George. Attendance: 4,467.

Game 2 — Nov. 17, 2016

Central Florida 86
Mississippi State 61

TD Arena • Charleston, S.C.

Central Florida

Player	FG	3FG	FT	RB	PF	PT	A	Min
Efianayi	f 7-14	2-6	3-5	7	2	19	2	29
Banyard	f 3-6	1-2	1-4	13	2	8	2	33
Fall	c 13-17	0-0	0-4	12	2	26	1	27
Taylor	g 5-14	1-3	6-6	7	1	17	10	35
Williams	g 3-7	1-4	3-3	3	2	10	1	33
Mumin	0-0	0-0	0-0	0	0	0	0	10
Stephenson	0-1	0-0	0-0	1	0	0	0	2
Brown	1-3	0-0	4-4	4	5	6	0	11
Laing	0-2	0-0	0-0	1	2	0	2	20
TOTALS	32-64	5-15	17-26	49	16	86	18	200

Mississippi State

Player	FG	3FG	FT	RB	PF	PT	A	Min
Holman	f 2-4	0-1	2-3	7	1	6	0	28
Kegler	g 3-7	1-2	0-0	5	4	7	0	22
W'Spoon	g 6-18	2-5	5-5	7	0	19	4	35
Ready	g 6-15	1-6	2-2	3	1	15	4	30
Carter	g 2-12	2-8	2-4	2	2	8	2	33
Wright	0-2	0-2	2-2	0	4	2	0	15
Strugg	0-0	0-0	0-0	0	0	0	0	2
Singleton	0-0	0-0	0-0	2	0	0	0	2
Herard	0-2	0-0	2-3	2	4	2	0	18
Datcher	1-2	0-0	1-1	2	5	2	0	15
TOTALS	20-62	6-24	15-20	35	21	61	10	200

Halftime: UCF 53, MSU 33. FG%: MSU 32.3%, UCF 50.0%. 3FG%: MSU 25.0%, UCF 33.3%. FT%: MSU 75.0%, UCF 65.4%. Turnovers: MSU 10 (Kegler 3), UCF 10 (Efianayi 5). Blocked Shots: MSU 5 (Datcher 3), UCF 3 (Fall 3). Steals: MSU 8 (Kegler, Carter 2), UCF 4 (Taylor 2). Officials: John Higgins, Les Jones, Paul Janssen. Attendance: 3,430.

Game 3 — Nov. 18, 2016

Mississippi State 80
Boise State 68

TD Arena • Charleston, S.C.

Boise State

Player	FG	3FG	FT	RB	PF	PT	A	Min
Duncan	f 4-8	4-8	0-0	0	3	12	0	19
Wacker	f 1-1	0-0	0-1	3	2	3	2	22
Jessup	g 1-6	1-5	2-2	1	2	5	0	25
Hutchinson	g 5-7	0-1	3-3	6	4	13	0	24
Reid	g 1-5	0-4	0-0	2	1	2	1	18
Dickinson	2-3	1-2	0-0	2	0	5	0	13
Jorch	3-3	0-0	0-0	0	3	6	0	9
Haney	2-4	1-2	1-2	6	0	6	0	22
Oliuyitan	0-0	0-0	0-0	0	1	0	0	2
Austin	6-9	0-1	1-2	1	3	13	2	20
Hobbs	2-9	0-2	0-0	4	4	4	2	26
TOTALS	27-55	7-25	7-10	27	23	68	10	200

Mississippi State

Player	FG	3FG	FT	RB	PF	PT	A	Min
Holman	f 6-13	0-4	0-0	5	1	12	0	24
Kegler	g 4-6	2-4	2-3	4	2	12	0	26
W'Spoon	g 9-12	1-3	6-7	4	1	25	2	35
Ready	g 5-9	1-2	2-3	3	2	13	6	27
Carter	g 4-10	1-4	6-6	2	15	1	30	30
Peters	0-4	0-3	0-0	1	3	0	1	14
Wright	0-1	0-1	2-2	0	2	2	3	15
Herard	0-1	0-0	0-0	7	2	0	0	18
Datcher	0-1	0-0	1-2	4	1	1	0	11
TOTALS	28-57	5-21	19-23	35	16	80	13	200

Halftime: MSU 37, BSU 29. FG%: MSU 49.1%, BSU 49.1%. 3FG%: MSU 23.8%, BSU 28.0%. FT%: MSU 82.6%, BSU 70.0%. Turnovers: MSU 10 (Kegler 3), BSU 17 (Austin 4). Blocked Shots: MSU 0, BSU 1 (Wacker). Steals: MSU 13 (Weatherspoon 4), BSU 3 (Hobbs 2). Officials: Antinio Petty, Mike Stuart, Jeb Hartness.

Game 4 — Nov. 20, 2016

Mississippi State 61
UTEP 54

TD Arena • Charleston, S.C.

UTEP

Player	FG	3FG	FT	RB	PF	PT	A	Min
Flaggert	f 1-8	1-8	0-0	4	3	3	3	33
Thomas	f 3-7	0-0	1-1	5	4	7	0	24
Willms	c 3-7	0-0	6-12	11	2	12	2	32
Harris	g 3-9	1-4	1-2	4	2	8	1	30
Artis	g 6-14	1-6	2-3	5	4	15	3	39
Touchet	2-4	1-3	0-0	1	1	5	1	17
Barrett	0-1	0-1	0-0	0	0	0	0	16
Jones	1-1	0-0	2-2	1	2	4	0	9
TOTALS	19-51	4-22	12-20	34	18	54	10	200

Mississippi State

Player	FG	3FG	FT	RB	PF	PT	A	Min
Holman	f 8-10	0-1	2-2	4	5	18	0	23
Kegler	g 2-10	0-4	2-2	8	1	6	0	27
W'Spoon	g 2-9	0-2	5-7	3	3	9	2	36
Ready	g 2-6	0-1	2-2	2	3	6	3	30
Carter	g 3-7	3-6	0-0	6	1	9	1	26
Peters	4-6	4-5	1-1	1	3	13	4	23
Wright	0-3	0-1	0-0	1	0	0	0	10
Herard	0-1	0-0	0-0	5	3	0	2	20
Datcher	0-0	0-0	0-0	0	1	0	0	5
TOTALS	21-52	7-20	12-14	34	20	61	12	200

Halftime: MSU 33, UTEP 33. FG%: MSU 40.4%, UTEP 37.3%. 3FG%: MSU 35.0%, UTEP 18.2%. FT%: MSU 85.7%, UTEP 60.0%. Turnovers: MSU 8 (Ready 3), UTEP 12 (Flaggert, Thomas 3). Blocked Shots: MSU 1 (Wright 1), UTEP 2 (Thomas, Willms 1). Steals: MSU 5 (Holman, Weatherspoon 2), UTEP 2 (Artis 2). Officials: Paul Janssen, Les Jones, John Gaffney. Attendance: 1,293.



2016-17 RECAPS

Game 5 — Nov. 25, 2016

Lehigh 87
Mississippi State 73

Humphrey Coliseum • Starkville, MS

Lehigh

Player	FG	3FG	FT	RB	PF	PT	A	Min
Holba	f 4-8	1-3	2-2	8	1	11	3	34
Kempton	c 5-11	0-2	3-3	7	4	13	1	26
Ross	g 7-11	3-5	1-1	2	2	18	5	33
Leufroy	g 8-11	2-3	0-0	4	1	18	4	35
Price	g 5-10	4-6	0-0	4	2	14	2	28
Cohen	0-2	0-1	0-0	6	2	0	1	14
Andree	4-12	1-6	2-2	3	1	11	0	18
Alston	1-1	0-0	0-0	1	1	2	0	12
TOTALS	34-66	11-26	8-8	39	14	87	16	200

Mississippi State

Player	FG	3FG	FT	RB	PF	PT	A	Min
Holman	f 4-6	0-0	2-2	4	4	10	2	24
Peters	g 4-10	3-7	0-0	2	1	11	1	31
Kegler	g 4-12	1-3	3-4	9	2	12	0	32
Ready	g 8-16	1-3	3-5	6	1	20	5	35
Carter	g 5-15	2-8	4-4	2	3	16	0	36
Wright	0-2	0-1	2-2	1	0	2	0	18
Herard	1-2	0-0	0-0	4	1	2	0	14
Datcher	0-0	0-0	0-0	1	1	0	0	10
TOTALS	26-63	7-22	14-17	32	13	73	8	200

Halftime: Lehigh 38, MSU 29. FG%: MSU 41.3%, Lehigh 51.5%. 3FG%: MSU 31.8%, Lehigh 42.32%. FT%: MSU 82.4%, Lehigh 100.0%. Turnovers: MSU 10 (Kegler 3), Lehigh 11 (Kempton, Ross 3). Blocked Shots: MSU 3 (Holman, Carter, Datcher), Lehigh 2 (Ross, Price). Steals: MSU 5 (Carter 2), Lehigh 6 (Holba, Ross, Leufroy, Price, Andree, Alston). Officials: Mike Nance, Sean Casey, Garrick Shannon. Attendance: 6,697.

Game 6 — Nov. 28, 2016

Mississippi State 65
Northwestern State 59

Humphrey Coliseum • Starkville, MS

Northwestern State

Player	FG	3FG	FT	RB	PF	PT	A	Min
Lane	c 2-6	0-0	2-3	3	2	6	0	26
Joseph	g 3-7	1-2	0-0	6	4	7	1	33
Hall	g 2-7	0-0	2-2	4	4	6	5	32
Thompson	g 2-5	2-5	0-0	5	3	6	1	31
Woodley	g 10-19	5-9	3-3	6	1	28	0	35
Sweeney	1-3	0-2	1-2	3	0	3	1	12
Boyd	0-3	0-1	0-0	2	1	0	0	12
Kissoonalal	1-2	1-2	0-0	2	2	3	0	10
Metoyer	0-1	0-0	0-0	0	1	0	0	3
Bell	0-1	0-0	0-0	0	0	0	0	3
Hamilton	0-0	0-0	0-0	0	0	0	0	3
TOTALS	21-54	9-21	8-10	33	18	59	8	200

Mississippi State

Player	FG	3FG	FT	RB	PF	PT	A	Min
Holman	f 4-6	0-1	5-6	7	0	13	0	26
Wright	g 4-5	0-1	3-5	7	4	11	1	32
Kegler	g 4-12	0-3	0-0	2	2	8	0	30
Ready	g 4-6	1-1	5-7	3	1	14	6	34
Carter	g 4-15	0-7	2-2	3	2	10	2	37
Strugg	0-1	0-0	0-0	0	1	0	0	4
Singleton	2-4	1-2	0-0	1	1	5	0	13
Herard	1-1	0-0	0-1	4	1	2	0	16
Datcher	1-2	0-0	0-0	3	1	2	0	8
TOTALS	24-52	2-15	15-20	31	13	65	9	200

Halftime: MSU 28, NWST 28. FG%: MSU 46.2%, NWST 38.9%. 3FG%: MSU 13.3%, NWST 42.9%. FT%: MSU 75.0%, NWST 80.0%. Turnovers: MSU 13 (Ready 5), NWST 19 (Five players with 3). Blocked Shots: MSU 7 (Holman 5), NWST 0. Steals: MSU 11 (Ready 5), NWST 5 (Hall 3). Officials: Kipp Kissinger, Ray Natili, Jason Baker. Attendance: 6,070.

Game 7 — Dec. 1, 2016

Mississippi State 74
Oregon State 57

Humphrey Coliseum • Starkville, MS

Oregon State

Player	FG	3FG	FT	RB	PF	PT	A	Min
Eubanks	f 0-4	0-0	5-6	12	1	5	0	33
N'diaye	c 4-7	0-0	2-2	2	1	10	0	19
McLaughlin	g 4-8	4-6	0-1	2	2	12	1	33
Thompson	g 9-16	1-5	1-1	2	2	20	1	30
Stacy	g 2-2	0-0	1-1	0	4	5	4	22
Dew	0-1	0-0	0-0	1	2	0	0	5
Dahlers	0-0	0-0	0-0	3	5	0	1	12
Sanders	0-0	0-0	0-0	0	1	0	0	7
Muller	0-1	0-1	0-0	0	1	0	1	11
Rakocevic	0-3	0-0	0-0	0	0	0	0	9
Manuel	2-3	1-1	0-0	0	0	5	0	19
TOTALS	21-45	6-13	9-11	24	19	57	8	200

Mississippi State

Player	FG	3FG	FT	RB	PF	PT	A	Min
Holman	f 2-7	1-1	2-2	7	1	7	1	26
Kegler	g 4-5	2-2	2-3	3	1	12	1	28
W'Spoon	g 6-7	4-5	5-6	4	3	21	0	30
Ready	g 2-6	0-3	0-0	1	1	4	5	28
Carter	g 2-6	1-2	3-4	3	0	8	0	25
Peters	3-6	2-3	2-2	1	4	10	3	15
Wright	3-4	1-2	3-4	3	1	10	1	19
Strugg	0-0	0-0	0-0	1	0	0	0	1
Davis	0-1	0-1	0-0	0	0	0	0	1
Singleton	0-0	0-0	0-0	0	0	0	0	1
Washington	0-0	0-0	0-0	0	1	0	0	1
Herard	0-2	0-0	2-4	4	2	2	0	21
Datcher	0-0	0-0	0-0	0	3	0	0	4
TOTALS	22-44	11-19	19-25	29	17	74	11	200

Halftime: MSU 45, OSU 19. FG%: MSU 50.0%, OSU 46.0%. 3FG%: MSU 57.9%, OSU 46.2%. FT%: MSU 76.0%, OSU 81.8%. Turnovers: MSU 17 (Weatherspoon, Ready 4), OSU 21 (Four with 4). Blocked Shots: MSU 2 (Holman, Carter), OSU 3 (N'diaye 2). Steals: MSU 17 (Ready 5), OSU 4 (McLaughlin 2). Officials: Antinio Petty, Keith Kimble, Gerry Pollard. Attendance: 7,684.

Game 8 — Dec. 4, 2016

Mississippi State 82
Georgia State 60

Humphrey Coliseum • Starkville, MS

Georgia State

Player	FG	3FG	FT	RB	PF	PT	A	Min
Hollowell	f 2-5	0-1	0-0	7	3	4	1	26
Clayton	f 3-5	0-0	0-0	3	2	6	2	22
Benlevi	g 0-2	0-0	0-0	4	2	0	1	14
Williams	g 6-12	4-8	0-1	5	1	16	1	27
Simonds	g 2-5	0-3	3-3	5	0	7	0	23
Dennis	4-6	0-0	0-0	1	0	8	0	18
Donaldson	0-3	0-0	0-0	0	0	0	4	13
Clerkley	0-1	0-0	0-0	1	0	0	0	2
Seymour	4-8	2-2	0-0	1	1	10	0	20
Session	3-9	0-1	0-0	5	1	6	1	16
Mitchell	1-5	0-3	1-2	0	2	3	0	10
Thomas	0-1	0-1	0-0	2	3	0	0	9
TOTALS	25-62	6-19	4-6	37	15	60	10	200

Mississippi State

Player	FG	3FG	FT	RB	PF	PT	A	Min
Holman	f 3-7	0-1	1-2	4	3	7	0	15
Kegler	g 6-13	4-8	0-0	4	1	16	3	30
W'Spoon	g 5-12	2-8	2-2	3	4	14	3	27
Ready	g 5-8	1-3	0-0	3	3	11	5	30
Carter	g 0-3	0-2	2-2	3	1	2	2	24
Peters	9-12	6-9	0-0	6	2	24	4	26
Wright	0-4	0-0	0-0	2	0	0	0	16
Strugg	0-1	0-1	0-0	1	0	0	0	1
Davis	0-0	0-0	0-0	0	0	0	0	2
Singleton	0-1	0-0	0-0	0	1	0	0	2
Washington	0-0	0-0	0-0	0	0	0	0	2
Herard	3-4	0-0	2-3	7	0	8	0	18
Datcher	0-1	0-0	0-0	0	0	0	0	7
TOTALS	31-66	13-34	7-9	38	15	82	17	200

Halftime: MSU 44, GSU 36. FG%: MSU 47.0%, GSU 40.3%. 3FG%: MSU 38.2%, GSU 31.6%. FT%: MSU 77.8%, GSU 66.7%. Turnovers: MSU 11 (Weatherspoon, Carter), GSU 18 (Hollowell, 4). Blocked Shots: MSU 4 (Herard, 2), GSU 5 (Hollowell, 3). Steals: MSU 9 (Weatherspoon, 4), GSU 3 (Three with 1). Officials: Tony Greene, Orlando Poole, Ken Washington. Attendance: 6,805.

2016-17 RECAPS



Game 9 — Dec. 14, 2016

East Tennessee State 67
Mississippi State 65

Humphrey Coliseum • Starkville, MS

East Tennessee State

Player	FG	3FG	FT	RB	PF	PT	A	Min
Banks	f 0-0	0-0	0-0	1	2	0	0	18
M.-Perea	f 2-5	0-1	1-2	7	2	5	0	24
Cromer	g 6-14	2-6	0-0	1	14	1	1	30
Bradford	g 6-11	1-2	2-3	4	3	15	2	34
Merriveather	g 3-6	0-1	2-2	3	4	8	0	21
Payne	4-7	1-3	0-0	1	2	9	0	14
Burrell	3-4	2-2	0-0	6	4	8	0	15
Williams	1-2	1-2	0-0	0	1	3	0	12
Jurkin	0-3	0-0	0-1	3	1	0	0	9
Long	0-2	0-2	0-2	1	2	0	1	9
Glass	1-5	0-0	3-4	7	0	5	1	14
TOTALS	26-59	7-19	8-14	36	22	67	5	200

Mississippi State

Player	FG	3FG	FT	RB	PF	PT	A	Min
Holman	f 7-10	1-3	2-3	6	3	17	0	30
Kegler	g 5-7	1-2	1-3	8	3	12	1	35
W'Spoon	g 3-14	0-4	7-8	7	2	13	1	32
Ready	g 0-4	0-1	0-0	2	1	0	4	33
Carter	g 3-4	1-1	0-0	0	1	7	1	18
Peters	3-10	3-7	1-2	1	4	10	2	22
Wright	1-1	0-0	2-4	0	2	4	0	12
Herard	0-3	0-0	0-0	3	0	0	0	12
Datcher	1-2	0-0	0-0	4	1	2	0	6
TOTALS	23-55	6-18	13-20	35	17	65	9	200

Halftime: ETSU 31, MSU 26. FG%: MSU 41.8%, ETSU 44.1%. 3FG%: MSU 33.3%, ETSU 36.8%. FT%: MSU 65.0%, ETSU 57.1%. Turnovers: MSU 14 (Ready 4), ETSU 12 (Merriveather 3). Blocked Shots: MSU 5 (Holman 4), ETSU 4 (Jurkin 2). Steals: MSU 4 (Peters 3), ETSU 4 (Merriveather 2). Officials: Anthony Jordan, Sean Casey, Patrick Evans. Attendance 6479.

Game 10 — Dec. 19, 2016

Mississippi State 86
Southern Miss 44

Mississippi Coliseum • Jackson, MS

Southern Miss

Player	FG	3FG	FT	RB	PF	PT	A	Min
Watts	f 3-5	0-1	3-4	4	4	9	1	26
Rowe	f 3-5	1-3	0-1	2	2	7	1	26
Campbell	f 1-8	0-3	0-0	6	2	2	0	28
Ramey	g 1-5	0-3	0-0	0	1	2	0	17
Holland	g 1-8	1-5	0-0	2	2	3	0	28
Edwards	0-7	0-1	2-2	5	0	2	1	24
Richardson	1-3	1-3	0-0	2	2	3	1	12
Thomas	1-5	1-3	0-0	1	0	3	1	6
Clark	1-1	1-1	0-0	0	0	3	0	4
Conley	2-3	0-0	2-2	1	0	6	0	4
Davis	1-13	0-3	2-2	0	0	4	0	19
Weatherspoon	0-2	0-0	0-0	0	0	0	1	6
TOTALS	15-65	5-26	9-11	37	13	44	6	200

Mississippi State

Player	FG	3FG	FT	RB	PF	PT	A	Min
Holman	f 2-7	0-2	1-1	11	0	5	0	20
Kegler	g 2-6	1-4	0-0	7	3	5	1	19
W'Spoon	g 4-8	4-4	4-4	1	2	16	2	26
Ready	g 3-5	0-0	0-0	4	0	6	8	25
Carter	g 3-5	3-5	2-2	4	0	11	1	22
Peters	5-11	4-7	1-1	3	3	15	5	23
Stapleton	3-5	2-2	0-0	0	1	3	0	11
Strugg	1-2	1-2	0-0	0	1	3	0	6
Davis	2-3	2-2	0-0	0	0	6	1	5
Singleton	0-1	0-1	0-0	0	0	0	1	6
Washington	0-0	0-0	0-0	0	0	0	0	6
Herard	3-4	0-0	1-4	12	2	7	2	23
Datcher	1-2	0-0	2-2	3	3	4	0	8
TOTALS	29-59	17-29	11-14	46	16	86	21	200

Halftime: MSU 39, USM 25. FG%: MSU 49.2%, USM 23.1%. 3FG%: MSU 58.6%, USM 19.2%. FT%: MSU 78.6%, USM 81.8%. Turnovers: MSU 14 (Strugg, 3), USM 15 (Watts, 4). Blocked Shots: MSU 11 (Four with 2), USM 1 (Davis). Steals: MSU 9 (Ready, 4), USM 6 (Edwards 2). Officials: Don Daily, Orlando Poole, Alfred Smith. Attendance: 4,031.

Game 11 — Dec. 22, 2016

Mississippi State 85
Morehead State 76

Humphrey Coliseum • Starkville, MS

Morehead State

Player	FG	3FG	FT	RB	PF	PT	A	Min
Williams	f 3-4	0-0	0-0	2	2	6	1	20
Marrero	f 2-10	0-0	2-2	3	2	6	0	24
Beamon	f 1-2	1-2	0-0	4	1	3	0	25
Dicent	g 2-7	2-5	0-0	5	3	6	4	37
Moon	g 9-14	2-6	2-2	3	4	22	5	38
Bitting	1-1	0-0	1-2	2	3	3	0	7
Walker	3-7	2-4	2-2	3	4	10	0	19
Harris	7-11	2-2	4-5	7	3	20	0	29
Henson	0-0	0-0	0-0	0	0	0	0	1
TOTALS	28-56	9-19	11-13	32	22	76	10	200

Mississippi State

Player	FG	3FG	FT	RB	PF	PT	A	Min
Holman	f 5-7	0-1	2-4	6	2	12	2	27
Stapleton	g 2-4	1-2	0-0	3	2	5	0	15
W'Spoon	g 10-17	1-3	6-8	5	2	27	3	36
Ready	g 6-10	1-3	6-6	2	1	9	3	33
Carter	g 2-4	1-2	2-2	3	1	7	1	24
Peters	1-4	1-4	0-0	1	2	3	0	24
Wright	0-2	0-1	0-0	0	0	0	0	3
Kegler	3-8	0-4	1-5	7	0	7	1	26
Herard	2-2	0-0	1-4	1	2	5	0	10
Datcher	0-0	0-0	0-0	0	1	0	0	2
TOTALS	31-58	5-20	18-29	30	13	85	10	200

Halftime: Morehead St 41, MSU 31. FG%: MSU 53.4%, Morehead St. 50.0%. 3FG%: MSU 25.0%, Morehead St. 47.4%. FT%: MSU 62.1%, Morehead St. 84.6%. Turnovers: MSU 5 (Holman, Carter 2), Morehead St. 16 (Marrero, 5). Blocked Shots: MSU 4 (Holman 3), Morehead St. 2 (Moon, Harris). Steals: MSU 5 (Stapleton 2, W'Spoon 2), Morehead St. 4 (Moon, 3). Officials: Anthony Jordan, Jamie Luckie, Kerby Sitton. Attendance 8,328.

Game 12 — Dec. 29, 2016

Mississippi State 77
Missouri-Kansas City 54

Humphrey Coliseum • Starkville, MS

UMKC

Player	FG	3FG	FT	RB	PF	PT	A	Min
Steward	f 4-13	0-4	7-8	4	1	15	0	34
Clark	f 3-7	0-0	0-0	3	2	6	1	13
Tillman	c 0-0	0-0	0-0	8	1	0	0	24
Boyd	g 3-14	2-6	6-7	5	4	14	0	28
Robinson	g 0-1	0-0	0-0	1	1	0	1	9
Bishop	2-6	2-5	0-1	0	1	6	0	16
King	1-2	0-1	1-2	2	0	3	1	13
Ross	3-9	1-7	2-2	5	1	7	2	20
Giles	0-0	0-0	0-0	0	2	0	0	8
Leach	0-0	0-0	0-0	1	1	0	1	5
Newbill	1-6	0-1	1-2	4	2	3	1	22
Leek	0-2	0-2	0-0	1	3	0	0	8
TOTALS	17-60	5-26	15-22	38	19	54	7	200

Mississippi State

Player	FG	3FG	FT	RB	PF	PT	A	Min
Holman	f 1-3	0-0	0-1	6	3	2	3	21
Kegler	g 2-8	2-4	2-3	7	1	8	0	25
W'Spoon	g 9-15	5-8	2-5	7	2	25	4	25
Ready	g 3-6	0-2	0-0	2	1	6	5	25
Carter	g 4-9	3-4	0-0	4	0	11	0	27
Peters	3-5	1-3	1-1	1	5	7	2	22
Wright	0-0	0-0	0-0	2	1	0	0	14
Stapleton	3-7	1-3	2-4	2	1	9	1	18
Strugg	0-0	0-0	0-0	1	0	0	0	1
Davis	1-1	0-0	0-0	0	0	2	0	2
Washington	1-2	0-1	0-0	0	0	2	0	2
Herard	2-2	0-0	1-2	8	2	5	0	15
Datcher	0-0	0-0	2-2	2	2	0	0	3
TOTALS	29-58	11-23	8-18	46	18	77	15	200

Halftime: MSU 44, UMKC 28. FG%: MSU 50.0%, UMKC 28.3%. 3FG%: MSU 47.8%, UMKC 19.2%. FT%: MSU 44.4%, UMKC 68.2%. Turnovers: MSU 15 (Holman 3), UMKC 13 (Boyd, Newbill 3). Blocked Shots: MSU 5 (Holman 3), UMKC 1 (Clark). Steals: MSU 6 (Stapleton, Kegler 2), UMKC 5 (Steward, Boyd 2). Officials: Byron Jarrett, Patrick Evans, Glenn Tuitt. Attendance: 7,109.



2016-17 RECAPS

Game 13 — Jan. 3, 2017

Alabama **68**
Mississippi State **58**

Humphrey Coliseum • Starkville, MS

Alabama

Player	FG	3FG	FT	RB	PF	PT	A	Min
Key	f 3-5	1-2	2-2	6	4	9	1	20
Hall	f 3-5	0-0	0-1	5	1	6	0	20
Norris	g 3-9	1-4	4-4	2	4	11	1	32
Johnson Jr.	g 5-15	1-4	2-2	5	3	13	0	32
Ingram	g 4-8	0-0	5-6	9	1	13	4	35
Collins	1-4	0-1	0-0	2	0	2	2	18
Taylor	3-4	0-0	3-3	3	4	9	0	19
Hale	1-3	0-0	0-2	2	1	2	0	8
Olanayan	1-1	0-0	1-2	6	2	3	1	16
TOTALS	24-54	3-13	17-22	43	20	68	9	200

Mississippi State

Player	FG	3FG	FT	RB	PF	PT	A	Min
Herard	f 0-1	0-0	4-4	5	4	4	0	16
Stapleton	g 2-5	0-2	1-2	1	2	5	0	14
Kegler	g 4-9	0-5	4-6	7	2	12	0	33
W'Spoon	g 2-11	1-6	2-2	5	4	7	2	33
Ready	g 2-5	0-0	2-2	1	1	6	3	34
Peters	4-9	1-4	0-0	1	5	9	4	21
Wright	0-0	0-0	0-0	0	0	0	0	1
Carter	4-7	2-3	0-0	1	0	10	1	23
Holman	1-5	0-1	3-4	5	4	5	1	25
TOTALS	19-52	4-21	16-20	26	22	58	11	200

Halftime: UA 32, MSU 20. FG%: MSU 36.5%, UA 44.4%. 3FG%: MSU 19.0%, UA 23.1%. FT%: MSU 80.0%, UA 77.3%. Turnovers: MSU 13 (Weatherspoon, Herard 4), UA 17 (Key 5). Blocked Shots: MSU 4 (Holman 4), UA 3 (Three players with 1). Steals: MSU 7 (Ready, Peters 2), UA 3 (Key, 3). Officials: Doug Sirmons, Roger Ayers, Bart Lemox. Attendance 7,452.

Game 14 — Jan. 7, 2017

Mississippi State **95**
LSU **78**

Maravich Assembly Center • Baton Rouge, LA

Mississippi State

Player	FG	3FG	FT	RB	PF	TP	A	Min
Herard	f 4-6	0-0	0-0	4	1	8	1	17
Holman	f 4-9	2-3	7-9	9	1	17	1	26
Peters	g 4-10	2-5	5-6	1	2	15	5	27
Kegler	g 2-7	2-5	5-6	7	3	11	0	27
W'Spoon	g 6-11	1-3	1-2	7	2	14	1	33
Wright	4-4	1-1	0-2	0	1	9	0	11
Stapleton	2-3	0-1	0-0	0	0	4	0	4
Ready	5-6	3-4	0-0	6	2	13	8	26
Carter	0-1	0-0	0-0	2	0	0	1	15
Datcher	2-4	0-0	0-0	2	3	4	0	14
TOTALS	33-61	11-22	18-25	40	15	95	17	200

LSU

Player	FG	3FG	FT	RB	PF	PT	A	Min
Reath	f 8-14	1-3	2-3	13	3	19	1	32
Epps	f 1-3	0-1	0-0	4	2	2	1	18
Sampson	g 3-10	0-5	0-0	1	6	0	0	19
Blakeney	g 6-11	1-4	4-7	4	3	17	2	31
Mays	4-8	2-3	0-0	3	2	10	5	23
Robinson	0-0	0-0	0-0	0	1	0	0	2
Hayward	2-3	2-2	2-2	1	3	8	0	14
Jenkins	2-6	1-2	0-1	1	0	5	0	13
Patterson	2-9	2-6	0-1	3	0	6	6	27
Bridgewater	0-0	0-0	1-2	1	0	1	0	1
Sims	1-8	0-1	2-2	5	1	4	0	20
TOTALS	29-72	9-27	11-17	39	17	78	15	200

Halftime: MSU 52, LSU 33. FG%: MSU 54.1%, LSU 40.3%. 3FG%: MSU 50.0%, LSU 33.3%. FT%: MSU 72.0%, LSU 64.7%. Turnovers: MSU 14 (Weatherspoon 6), LSU 14 (Epps 4). Blocked Shots: MSU 6 (Three players with 2), LSU 5 (Reath 3). Steals: MSU 7 (Weatherspoon 3), LSU 4 (Mays 2). Officials: Antinio Petty, Brian Shey, Sean Casey. Attendance 7,626.

Game 15 — Jan. 10, 2017

Mississippi State **84**
Arkansas **78**

Bud Walton Arena • Fayetteville, AR

Mississippi State

Player	FG	3FG	FT	RB	PF	PT	A	Min
Holman	f 4-10	1-2	2-4	11	1	13	1	29
Herard	c 1-3	0-0	2-5	4	3	4	0	15
Peters	g 5-12	4-10	0-0	3	1	14	2	30
Kegler	g 2-5	0-2	3-6	3	4	7	5	28
W'Spoon	g 8-11	6-7	3-4	6	2	25	2	34
Wright	1-2	0-0	0-0	2	1	2	0	3
Stapleton	1-4	0-2	6-7	7	2	8	0	14
Ready	1-3	0-0	6-6	3	1	8	4	30
Carter	1-4	1-3	0-0	0	1	3	0	10
Datcher	0-1	0-0	0-0	2	1	0	0	7
TOTALS	25-55	10-26	22-32	41	17	84	10	200

Arkansas

Player	FG	3FG	FT	RB	PF	PT	A	Min
Cook	f 1-3	0-0	1-2	3	2	3	1	11
Kingsley	f 7-12	1-2	4-6	4	5	9	0	29
Barford	g 4-8	0-3	2-3	5	3	10	1	23
Macon	g 3-7	1-4	1-1	1	2	8	2	24
Watkins	g 1-2	0-0	0-0	0	1	2	2	18
Thompson	0-0	0-0	0-0	2	3	0	3	10
Bailey	0-0	0-0	0-0	0	0	0	0	1
Hannahs	6-13	3-7	2-2	3	2	17	1	27
Thomas	2-4	0-0	4-8	7	1	8	0	26
Jones	0-1	0-1	0-0	0	0	0	0	5
Beard	4-9	2-4	1-1	2	2	11	2	26
TOTALS	28-59	7-21	15-23	29	21	78	12	200

Halftime: MSU 40, AR 34. FG%: MSU 45.5%, AR 47.5%. 3FG%: MSU 46.2%, AR 33.3%. FT%: MSU 68.8%, AR 65.2%. Turnovers: MSU 16 (Herard, Ready 4), AR 9 (Kingsley, Macon 2). Blocked Shots: MSU 2 (Holman, Datcher), AR 0. Steals: MSU 8 (Ready 5), AR 9 (Three with 2). Officials: Joe DeRosa, Pat Adams, Lee Cassell. Attendance 15,111.

Game 16 — Jan. 14, 2017

Mississippi State **67**
Texas A&M **59**

Humphrey Coliseum • Starkville, MS

Texas A&M

Player	FG	3FG	FT	RB	PF	PT	A	Min
Hogg	f 5-13	0-2	3-5	8	2	13	3	39
Davis	f 7-12	0-0	2-3	5	4	16	0	22
Williams	f 6-11	0-1	0-3	6	5	12	0	27
Morelos	c 2-7	1-6	4-4	8	1	9	4	32
Collins	g 0-1	0-1	0-0	2	1	0	3	35
Eubanks	0-0	0-0	0-0	0	1	0	0	2
Vila	0-2	0-2	0-0	1	1	0	0	7
Gilder	2-3	0-1	2-3	1	1	6	0	17
Hampton	0-1	0-1	0-0	1	1	0	0	10
Miller	1-2	0-0	1-2	3	2	3	0	9
TOTALS	23-52	1-14	12-20	38	19	59	10	200

Mississippi State

Player	FG	3FG	FT	RB	PF	PT	A	Min
Herard	f 5-7	0-0	6-8	4	4	16	0	24
Holman	f 4-5	1-2	2-2	5	4	11	0	33
Peters	g 1-7	1-5	11-11	2	1	14	4	31
Kegler	g 1-7	0-2	2-5	5	1	4	0	28
W'Spoon	g 5-8	3-5	0-0	1	2	13	1	33
Wright	0-0	0-0	0-0	0	0	0	0	3
Stapleton	1-2	0-0	1-2	0	4	3	0	7
Ready	2-4	0-1	2-2	3	1	6	5	28
Carter	0-3	0-3	0-0	0	0	0	0	6
Datcher	0-1	0-0	0-0	0	4	0	1	7
TOTALS	19-44	5-18	24-30	23	21	67	11	200

Halftime: MSU 25, TAMU 24. FG%: MSU 43.2%, TAMU 44.2%. 3FG%: MSU 27.8%, TAMU 7.1%. FT%: MSU 80.0%, TAMU 60.0%. Turnovers: MSU 13 (Peters 3), TAMU 22 (Hogg 6). Blocked Shots: MSU 5 (Holman 3), TAMU 3 (Williams 2). Steals: MSU 11 (Peters 5), TAMU 5 (Hogg 2). Officials: Tony Greene, Patrick Evans, Bart Lenox. Attendance 8588.

2016-17 RECAPS



Game 17 — Jan. 17, 2017

Kentucky 88
Mississippi State 81

Humphrey Coliseum • Starkville, MS

Kentucky Player	FG	3FG	FT	RB	PF	PT	A	Min
Adebayo	f 2-2	0-0	1-2	4	4	5	1	20
Gabriel	f 5-5	3-3	0-1	8	3	13	2	20
Fox	g 8-15	0-3	5-9	5	0	21	5	36
Monk	g 5-14	0-3	4-6	3	1	14	4	34
Briscoe	g 4-14	0-3	4-4	4	4	12	3	31
Killeya-Jones	0-0	0-0	0-0	0	2	0	0	1
Mulder	0-1	0-1	0-0	1	0	0	1	5
Wynyard	0-0	0-0	1-2	1	1	1	0	5
Humphries	2-5	0-0	0-0	2	5	4	0	10
Hawkins	2-3	1-1	0-0	2	1	5	0	16
Willis	5-6	3-4	0-0	5	3	13	0	22
TOTALS	33-65	7-18	15-24	38	24	88	16	200

Mississippi State

Player	FG	3FG	FT	RB	PF	PT	A	Min
Herard	f 3-4	0-0	1-4	5	5	7	0	11
Holman	f 3-7	0-0	0-0	4	3	6	2	29
Peters	g 9-16	2-5	5-8	7	3	25	2	35
Kegler	g 6-10	1-3	0-2	8	3	13	2	32
W'Spoon	g 6-12	1-5	2-4	3	5	15	2	27
Wright	1-2	0-0	0-0	0	2	2	0	8
Stapleton	3-7	1-4	2-2	0	5	9	0	17
Ready	1-1	0-0	2-2	0	0	4	1	29
Carter	0-0	0-0	0-0	1	0	0	1	7
Datcher	0-0	0-0	0-0	0	2	0	0	5
TOTALS	32-59	5-17	12-22	32	28	81	10	200

Halftime: UK 46, MSU 34. *FG%:* MSU 54.2%, KU 50.8%. *3FG%:* MSU 29.4%, KU 38.9%. *FT%:* MSU 54.5%, KU 62.5%. *Turnovers:* MSU 19 (Peters 5), KU 16 (Monk 5). *Blocked Shots:* MSU 3 (Holman 2), KU 6 (Gabriel 3). *Steals:* MSU 10 (Weatherspoon 4), KU 5 (Briscoe 2). *Tech:* Weatherspoon, Holman, KU; Briscoe. *Officials:* Ted Valentine, Byron Jarrett, William Covington. *Attendance:* 9,768.

Game 18 — Jan. 21, 2017

Tennessee 91
Mississippi State 74

Thompson-Boling Arena • Knoxville, TN

Tennessee Player	FG	3FG	FT	RB	PF	PT	A	Min
Holman	f 2-6	0-3	0-2	6	1	4	0	18
Herard	c 5-8	0-0	4-8	11	3	14	0	20
Peters	g 4-10	1-5	2-2	2	2	11	7	26
W'Spoon	g 3-8	1-2	4-5	1	2	11	0	29
Kegler	g 3-6	2-3	2-2	3	2	10	0	25
Singleton	0-0	0-0	0-0	0	0	0	0	1
Ready	2-7	0-1	4-4	2	1	8	4	26
Wright	2-3	0-1	0-1	5	5	4	0	13
Carter	4-6	1-3	0-0	0	0	9	0	16
Stapleton	1-4	0-2	1-4	2	4	3	0	17
Datcher	0-1	0-0	0-0	2	4	0	0	9
TOTALS	26-59	5-20	17-28	35	24	74	11	200

Tennessee

Player	FG	3FG	FT	RB	PF	PT	A	Min
Alexander	f 2-6	0-0	1-2	4	0	5	0	14
Williams	f 6-15	1-2	4-7	3	17	0	24	
Bowden	f 3-9	2-5	6-9	7	2	14	2	24
Bone	g 3-9	0-2	2-4	6	0	8	4	24
Hubbs III	g 8-11	1-1	2-2	5	4	19	3	33
Turner	3-4	2-3	0-2	3	1	8	6	18
Parker	0-1	0-0	0-0	0	0	0	1	7
Evans	1-4	0-1	3-7	9	1	5	3	25
Phillips	0-2	0-1	0-0	2	2	0	0	11
Woodson	0-0	0-0	0-0	0	0	0	0	3
Schofield	5-6	1-2	4-4	7	5	15	1	17
TOTALS	31-67	7-17	22-37	49	18	91	20	200

Halftime: UT 37, MSU 34. *FG%:* MSU 44.1%, UT 46.3%. *3FG%:* MSU 25.0%, UT 41.2%. *FT%:* MSU 60.7%, UT 59.5%. *Turnovers:* MSU 11 (Weatherspoon 3), UT 7 (Bone, Turner 2). *Blocked Shots:* MSU 4 (Holman 2), UT 5 (Evans, 2). *Steals:* MSU 4 (Ready 2), UT 4 (Four with 1). *Officials:* Doug Shows, Sean Casey, Kerby Sitton. *Attendance:* 13,917.

Game 19 — Jan. 25, 2017

Mississippi State 89
Missouri 74

Humphrey Coliseum • Starkville, MS

Missouri Player	FG	3FG	FT	RB	PF	PT	A	Min
Barnett	f 7-12	2-6	2-2	8	3	18	0	32
Puryear	f 3-9	0-3	7-8	7	0	13	1	37
Woods	f 0-0	0-0	0-3	3	5	0	1	12
Walton	g 0-2	0-0	1-2	1	1	1	1	13
Geist	g 6-13	1-3	5-6	4	1	18	0	26
Phillips	3-6	1-4	2-2	2	5	9	4	28
Hughes	2-5	0-1	0-0	3	2	4	2	13
Nikko	1-3	0-0	0-0	2	3	2	0	11
Vanleer	3-4	3-4	0-0	1	2	9	1	28
TOTALS	25-54	7-21	17-23	32	22	74	10	200

Mississippi State

Player	FG	3FG	FT	RB	PF	PT	A	Min
Herard	f 1-2	0-0	1-7	4	2	3	0	19
Peters	g 8-12	7-11	0-0	1	4	23	2	20
Stapleton	g 2-5	1-1	0-0	1	3	5	0	10
Kegler	g 5-9	1-4	5-7	5	2	16	2	34
W'Spoon	g 11-17	2-6	5-6	8	1	29	4	32
Wright	3-4	1-1	0-0	0	1	7	0	17
Davis	0-1	0-0	0-0	1	0	0	0	1
Ready	0-1	0-0	0-0	4	2	0	8	34
Washington	0-1	0-0	0-0	0	1	0	0	1
Carter	1-1	0-0	0-0	2	0	2	0	5
Holman	1-2	0-0	2-5	1	2	4	0	23
Datcher	0-1	0-0	0-0	1	1	0	0	4
TOTALS	32-56	12-23	13-25	30	19	89	16	200

Halftime: Mizou 43, MSU 39. *FG%:* MSU 57.1%, Mizou 46.3%. *3FG%:* MSU 52.2%, Mizou 33.3%. *FT%:* MSU 52%, Mizou 73.9%. *Turnovers:* MSU 7 (Weatherspoon, Holman 2), Mizou 10 (Phillips 3). *Blocked Shots:* MSU 5 (Holman 5), Mizou 0. *Steals:* MSU 4 (Weatherspoon 2), Mizou 1 (Geist). *Officials:* Pat Adams, Anthony Jordan, John Hampton. *Attendance:* 7,101.

Game 20 — Jan. 28, 2017

Alabama 71
Mississippi State 62

Coleman Coliseum • Tuscaloosa, AL

Mississippi State Player	FG	3FG	FT	RB	PF	PT	A	Min
Holman	f 2-7	0-1	0-0	9	3	4	0	30
Herard	f 5-5	0-0	2-4	6	2	12	1	31
Peters	g 4-12	2-6	3-5	0	3	13	3	34
Kegler	g 2-7	1-2	0-2	5	4	5	4	27
W'Spoon	g 4-14	1-4	2-2	7	4	11	1	35
Wright	2-3	0-1	1-1	1	1	5	0	15
Stapleton	2-4	1-2	0-1	3	5	5	0	8
Ready	0-0	0-0	0-0	0	0	0	0	2
Carter	1-3	0-0	2-2	1	2	4	2	10
Datcher	1-1	0-0	1-2	1	0	3	0	8
TOTALS	23-56	5-16	11-19	40	24	62	11	200

Alabama

Player	FG	3FG	FT	RB	PF	PT	A	Min
Norris	f 4-11	3-5	2-2	2	2	13	1	34
Olaniyan	f 3-4	0-0	0-0	11	3	6	0	22
Key	f 4-13	1-4	10-14	9	2	19	1	34
Hall	f 1-3	0-0	4-4	6	2	6	1	22
Ingram	g 1-9	1-3	12-12	1	1	15	6	33
Collins	1-4	1-3	2-2	0	3	5	1	18
Johnson	1-5	0-3	0-0	1	3	2	0	13
Taylor	2-3	0-0	1-2	5	2	5	1	24
TOTALS	17-52	6-18	31-36	37	18	71	11	200

Halftime: UA 34, MSU 29. *FG%:* MSU 41.1%, UA 32.7%. *3FG%:* MSU 31.3%, UA 33.3%. *FT%:* MSU 57.9%, UA 86.1%. *Turnovers:* MSU 18 (Peters 8), UA 13 (Key 5). *Blocked Shots:* MSU 2 (Holman, Kegler), UA 7 (Hall 4). *Steals:* MSU 5 (Peters 2), UA 11 (Three with 3). *Officials:* Karl Hess, Marc Ellard, Rob Rorke. *Attendance:* 15,383.



2016-17 RECAPS

Game 21 — Jan. 31, 2017

Ole Miss 88
Mississippi State 61

The Pavilion • Oxford, MS

Mississippi State									
Player	FG	3FG	FT	RB	PF	PT	A	Min	
Herard	f 1-1	0-0	2-4	5	3	4	0	23	
Holman	f 4-6	1-2	0-0	6	3	9	1	25	
Peters	g 5-10	2-5	4-4	2	1	16	4	24	
Kegler	g 2-6	2-5	2-3	6	3	8	3	32	
W'Spoon	g 7-17	2-5	0-0	2	1	16	1	34	
Wright	0-1	0-1	2-2	3	1	2	1	20	
Stapleton	2-5	0-3	2-3	1	1	6	1	18	
Carter	0-7	0-4	0-0	1	3	0	1	20	
Datcher	0-0	0-0	0-0	0	2	0	0	4	
TOTALS	21-53	7-25	12-16	30	18	61	12	200	

Ole Miss									
Player	FG	3FG	FT	RB	PF	PT	A	Min	
Hymon	f 2-5	0-0	2-2	5	2	6	0	24	
Saiz	f 7-15	1-4	2-2	11	3	17	0	29	
Burnett	g 4-11	1-2	7-7	1	0	16	5	30	
Davis	g 7-13	1-6	3-3	5	3	18	4	28	
Tyree	g 3-9	0-3	1-3	3	1	7	4	24	
F'rick-Dorsey	1-2	0-0	0-0	0	0	2	0	2	
Neal	0-2	0-2	1-2	2	0	1	1	12	
Brooks	4-7	3-5	4-4	2	1	15	0	23	
Below	0-0	0-0	0-0	0	0	0	0	1	
Furmanovicus	2-4	0-1	2-2	10	3	6	1	27	
TOTALS	30-68	6-23	22-25	43	13	88	15	200	

Halftime: UM 51, MSU 33. FG%: MSU 39.6%, UM 44.1%. 3FG%: MSU 28.0%, UM 26.1%. FT%: MSU 75.0%, UM 88.0%. Turnovers: MSU 19 (Three with 4), UM 8 (Four with 1). Blocked Shots: MSU 3 (Holman 2), UM 4 (Burnett 3). Steals: MSU 5 (Five with 1), UM, 11 (Burnett 4). Officials: Orlando Poole, Roger Ayers, Terry Wymer. Attendance: 8,205.

Game 22 — Feb. 4, 2017

Mississippi State 64
Tennessee 59

Humphrey Coliseum • Starkville, Miss

Tennessee									
Player	FG	3FG	FT	RB	PF	PT	A	Min	
Williams	f 4-10	2-2	1-3	5	5	11	1	23	
Alexander	f 3-3	0-0	0-3	4	4	6	0	14	
Bone	g 6-15	0-4	1-1	8	1	13	2	29	
Hubbs III	g 2-7	0-1	0-0	5	1	4	3	32	
Bowden	g 2-5	0-2	2-2	1	3	6	1	31	
Turner	0-4	0-2	2-4	3	2	2	3	17	
Schofield	3-4	1-1	1-2	7	4	8	0	19	
Parker	0-1	0-1	0-2	1	0	0	0	5	
Evans	2-8	2-5	1-3	7	2	7	1	19	
Phillips	0-0	0-0	2-2	2	2	2	0	11	
TOTALS	22-57	5-18	10-22	45	24	59	11	200	

Mississippi State									
Player	FG	3FG	FT	RB	PF	PT	A	Min	
Herard	f 2-5	0-0	8-14	15	2	12	0	32	
Holman	f 2-5	0-1	0-0	5	5	4	0	16	
Peters	g 1-8	0-6	2-4	2	2	4	7	34	
Kegler	g 5-10	4-6	3-5	9	3	17	1	33	
W'Spoon	g 3-18	0-5	1-6	9	2	7	0	37	
Wright	0-1	0-0	0-0	1	2	0	0	3	
Stapleton	6-13	1-3	1-2	11	4	14	1	26	
Carter	2-8	2-5	0-0	0	2	6	0	14	
Datcher	0-0	0-0	0-0	0	2	0	0	5	
TOTALS	21-68	7-26	15-31	55	24	64	9	200	

Halftime: UT 33, MSU 21. FG%: MSU 30.9%, UT 38.6%. 3FG%: MSU 26.9%, UT 27.8%. FT%: MSU 48.4%, UT 45.5%. Turnovers: MSU 10 (Three with 2), UT 14 (Turner 4). Blocked Shots: MSU 4 (Holman 2), UT 2 (Evans, Bowden). Steals: MSU 6 (Stapleton 4), UT 1 (Williams). Officials: Tony Greene, Vladimir Voyard-Tadal, Bart Lenox. Attendance: 7,581.

Game 23 — Feb. 7, 2017

Auburn 98
Mississippi State 92

Auburn, Arena • Auburn, AL

Mississippi State									
Player	FG	3FG	FT	RB	PF	PT	A	Min	
Holman	f 3-7	0-2	2-3	6	0	8	1	19	
Herard	c 1-5	0-0	4-6	6	2	6	0	27	
Peters	g 5-12	3-8	10-11	2	4	23	7	36	
Kegler	g 5-6	3-3	3-3	4	5	16	2	20	
W'Spoon	g 8-17	3-5	6-6	9	3	25	0	36	
Wright	3-3	2-2	1-2	2	4	9	0	21	
Stapleton	1-2	0-1	1-3	1	4	3	0	22	
Carter	1-6	0-2	0-0	1	4	2	0	13	
Datcher	0-1	0-0	0-0	0	2	0	0	6	
TOTALS	27-59	11-23	27-34	33	28	92	10	200	

Auburn									
Player	FG	3FG	FT	RB	PF	PT	A	Min	
Purfoy	f 2-6	1-5	2-2	5	0	7	2	26	
Willey	c 6-10	0-0	2-6	5	3	14	0	19	
Harper	g 1-6	0-3	6-8	2	4	8	3	22	
Dunans	g 3-5	0-0	5-6	6	3	11	3	29	
Heron	g 6-13	1-3	4-6	6	3	17	4	29	
Brown	5-8	4-5	4-6	5	3	18	2	24	
Lang	3-5	3-5	0-0	0	2	9	0	14	
McLemore	4-5	0-0	0-0	4	3	8	0	20	
Johnson	2-4	0-1	2-4	4	2	6	8	17	
TOTALS	32-62	9-22	25-38	38	23	98	22	200	

Halftime: AU 48, MSU 28. FG%: MSU 45.8%, AU 51.6%. 3FG%: MSU 47.8%, AU 40.9%. FT%: MSU 79.4%, AU 65.8%. Turnovers: MSU 13 (Peters 4), AU 12 (Three with 3). Blocked Shots: MSU 3 (Three with 1), AU 6 (McLemore 3). Steals: MSU 5 (Five with 1), AU 7 (Brown 3). Officials: Pat Adams, Tony Henderson, Ron Groover. Technical: MSU Mario Kegler; Xavian Stapleton. UA: None Attendance: 7,058.

Game 24 — Feb. 11, 2017

South Carolina 77
Mississippi State 73

Humphrey Coliseum • Starkville, MS

South Carolina									
Player	FG	3FG	FT	RB	PF	PT	A	Min	
Kotsar	f 5-7	0-0	0-4	5	3	10	0	32	
Silva	f 5-7	0-0	5-6	2	5	15	1	22	
Thornwell	g 9-15	3-5	7-8	4	0	28	4	38	
Notice	g 2-5	1-2	4-7	5	1	9	2	37	
Dozier	g 2-10	0-2	0-2	4	3	4	3	27	
Gravett	1-2	1-2	0-0	0	0	3	0	15	
Felder	0-1	0-0	0-0	0	1	0	1	3	
Blanton	0-1	0-1	0-0	0	0	0	0	4	
Gueye	0-0	0-0	0-0	0	1	0	0	4	
Mckie	3-6	1-3	1-2	2	1	8	1	18	
TOTALS	27-54	6-15	17-29	28	15	77	12	200	

Mississippi State									
Player	FG	3FG	FT	RB	PF	PT	A	Min	
Herard	f 1-1	0-0	0-0	3	2	2	0	18	
Peters	g 1-6	1-5	0-0	2	1	3	3	19	
Stapleton	g 4-7	1-3	2-2	3	3	11	1	28	
Kegler	g 7-10	2-4	0-1	6	3	16	2	32	
W'Spoon	g 1-5	0-2	3-4	5	4	5	5	28	
Wright	2-4	1-2	2-2	4	4	7	0	21	
Carter	8-13	5-10	1-3	0	2	22	0	27	
Holman	3-4	1-1	0-0	7	5	7	1	23	
Datcher	0-1	0-0	0-0	0	3	0	0	4	
TOTALS	27-51	11-27	8-12	31	27	73	12	200	

Halftime: MSU 36, USC 36. FG%: MSU 52.9%, USC 50.0%. 3FG%: MSU 40.7%, USC 40.0%. FT%: MSU 66.7%, USC 58.6%. Turnovers: MSU 19 (Herard, Peters 4), USC 11 (Silva 3). Blocked Shots: MSU 4 (Four with 1), USC 2 (Thornwell, Notice). Steals: MSU 5 (Kegler 2), USC 4 (Four with 1). Officials: Orlando Poole, Tim Gattis, John Hampton. Attendance: 7,635.

2016-17 RECAPS



Game 25 — Feb. 14, 2017

Georgia 79
Mississippi State 72

Stegeman Coliseum • Athens, GA

Mississippi State

Player	FG	3FG	FT	RB	PF	PT	A	Min
Holman	f 2-4	1-2	0-0	3	5	5	0	16
Herard	c 2-5	0-0	0-0	2	3	4	0	27
Peters	g 5-15	3-7	1-2	5	4	14	7	27
Kegler	g 5-9	2-4	2-3	6	2	14	2	32
W'Spoon	g 5-13	0-4	4-4	6	2	14	1	29
Wright	1-1	0-0	0-0	1	2	2	1	16
Stapleton	4-8	3-4	0-0	3	2	11	0	18
Ready	2-6	0-2	0-0	2	2	4	1	22
Carter	1-2	0-1	0-0	0	1	2	0	6
Datcher	1-1	0-0	0-0	0	1	2	0	8
TOTALS	28-64	9-24	7-9	30	24	72	13	200

Georgia

Player	FG	3FG	FT	RB	PF	PT	A	Min
Maten	f 6-13	0-1	12-13	9	4	24	3	30
Wilridge	f 2-2	1-1	0-0	6	0	5	4	29
Ogbeide	f 3-8	0-0	1-2	8	2	7	1	21
Parker	g 4-7	0-2	8-8	3	0	16	0	29
Frazier	g 4-11	3-6	6-6	5	1	17	6	38
Jackson II	0-1	0-0	0-0	3	1	0	2	15
Harris	0-1	0-0	0-0	0	0	0	1	5
Crump	1-3	1-2	0-0	1	0	3	0	5
Diatta	0-1	0-1	0-0	1	0	0	0	4
Kessler	0-1	0-0	0-0	0	2	0	0	3
Edwards	3-4	0-0	1-3	1	1	7	0	21
TOTALS	23-52	5-13	28-32	37	11	79	17	200

Halftime: MSU 32, UGA 28. FG%: MSU 43.8%, UGA 44.2%. 3FG%: MSU 37.5%, UGA 38.5%. FT%: MSU 77.8%, UGA 87.5%. Turnovers: MSU 15 (Peters, Weatherspoon 4), UGA 16 (Maten 4). Blocked Shots: MSU 2 (Stapleton, Herard), UGA 5 (Maten 3). Steals: MSU 8 (Three with 2), UGA 7 (Maten, Jackson II 2). Officials: Joe Lindsay, Micheal Roberts, Karl Hess. Attendance: 5,622.

Game 27 — Feb. 21, 2017

Ole Miss 87
Mississippi State 82 ot

Humphrey Coliseum • Starkville, MS

Ole Miss

Player	FG	3FG	FT	RB	PF	PT	A	Min
Hymon	f 1-3	0-0	2-2	9	2	4	1	32
Saiz	f 6-11	0-1	11-11	10	4	23	0	36
Burnett	g 1-13	0-9	8-8	3	3	10	2	35
Davis	g 4-16	1-6	3-5	10	4	12	4	38
Tyree	g 9-15	1-2	5-6	3	2	24	3	36
Dorsey	0-0	0-0	0-0	0	0	0	0	2
Neal	3-7	3-5	0-0	3	1	9	0	25
Furmanavicius	0-0	0-0	5-12	4	4	5	0	21
TOTALS	24-65	5-23	34-44	48	20	87	10	225

Mississippi State

Player	FG	3FG	FT	RB	PF	PT	A	Min
Herard	f 3-5	0-0	2-7	4	3	8	0	25
Peters	g 1-8	1-6	0-3	1	4	3	26	
Kegler	g 6-11	1-4	2-2	8	5	15	1	31
W'Spoon	g 7-14	0-2	0-0	8	4	14	4	30
Ready	g 6-17	1-3	7-8	5	2	20	5	39
Stapleton	4-10	0-3	3-3	9	5	11	0	22
Carter	3-5	2-3	0-0	4	4	8	0	24
Holman	1-4	1-3	0-2	3	4	3	0	16
Datcher	0-0	0-0	0-0	0	1	0	0	2
TOTALS	31-74	6-24	14-25	49	32	82	13	225

Halftime: MSU 25, UM 23. FG%: MSU 41.9%, UM 36.9%. 3FG%: MSU 25.0%, UM 21.7%. FT%: MSU 56.0%, UM 77.3%. Turnovers: MSU 22 (Kegler, Ready 4), UM 21 (Tyree 7). Blocked Shots: MSU 7 (Holman, Stapleton 2), UM 6 (Furmanavicius 3). Steals: MSU 13 (Weatherspoon 4), UM 8 (Saiz, Davis 2). Officials: Joe DeRosa, Joe Lindsay, Gerry Pollard. Attendance: 7,863.

Game 26 — Feb. 18, 2017

Florida 57
Mississippi State 52

Humphrey Coliseum • Starkville, MS

Florida

Player	FG	3FG	FT	RB	PF	PT	A	Min
Robinson	f 0-6	0-3	0-2	10	0	0	0	30
Hayes	f 2-3	0-0	5-7	10	4	9	0	25
Leon	f 1-6	1-6	4-6	4	1	7	0	33
Hill	g 4-8	0-0	1-2	5	1	9	1	23
Allen	g 4-12	1-4	2-2	4	0	11	2	30
Hester	0-0	0-0	0-0	0	0	0	0	1
Chiozza	6-8	2-3	0-0	2	0	14	2	28
Barry	3-7	1-1	0-0	1	1	7	0	22
Stone	0-1	0-1	0-0	1	1	0	0	2
Rimmer	0-1	0-0	0-0	2	2	0	0	6
TOTALS	20-52	5-18	12-19	42	10	57	5	200

Mississippi State

Player	FG	3FG	FT	RB	PF	PT	A	Min
Herard	f 1-1	0-0	3-6	7	3	5	0	23
Peters	g 3-12	1-8	1-2	5	4	8	2	28
Kegler	g 2-7	0-3	0-0	4	0	4	1	29
W'Spoon	g 8-20	1-8	0-0	4	3	17	1	32
Ready	g 1-5	0-0	4-4	2	2	3	35	
Wright	1-1	0-0	0-0	0	0	2	0	8
Stapleton	2-8	0-2	1-3	5	2	5	0	16
Carter	0-2	0-2	1-2	2	1	1	1	12
Holman	4-5	0-0	0-0	7	4	8	0	16
Datcher	0-0	0-0	0-0	0	0	0	0	1
TOTALS	22-61	2-23	6-13	38	19	52	8	200

Halftime: UF 32, MSU 24. FG%: MSU 36.1%, UF 38.5%. 3FG%: MSU 8.7%, UF 27.8%. FT%: MSU 46.2%, UF 63.2%. Turnovers: MSU 12 (Holman, Weatherspoon 2), UF 16 (Hill 6). Blocked Shots: MSU 3 (Holman 2), UF 6 (Hayes 4). Steals: MSU 7 (Peters 4), UF 3 (Three with one). Officials: Byron Jarrett, Chuck Jones, Owen Short. Attendance: 7,960.

Game 28 — Feb. 25, 2017

Vanderbilt 77
Mississippi State 48

Memorial Gymnasium • Nashville, TN

Mississippi State

Player	FG	3FG	FT	RB	PF	PT	A	Min
Holman	f 1-7	1-2	2-4	6	0	5	0	19
Peters	g 1-7	0-3	5-6	3	3	7	2	26
Kegler	g 2-6	1-3	2-2	5	4	7	0	26
W'Spoon	g 6-11	3-3	0-0	5	1	15	2	31
Ready	g 0-4	0-1	0-0	0	1	0	1	27
Wright	1-1	1-1	2-2	4	0	5	0	12
Stapleton	1-2	1-2	2-2	1	4	5	1	17
Carter	1-6	0-3	0-0	1	0	2	1	21
Herard	1-2	0-0	0-0	0	0	2	0	14
Datcher	0-1	0-0	0-0	2	0	0	0	7
TOTALS	14-47	7-18	13-16	29	13	48	7	200

Vanderbilt

Player	FG	3FG	FT	RB	PF	PT	A	Min
Toye	f 2-6	2-4	0-0	2	1	6	1	30
Roberson	f 7-12	5-6	4-6	7	2	23	1	27
Kornet	c 4-9	2-4	0-0	8	2	10	2	25
Lachance	g 4-6	3-4	0-0	0	1	11	3	22
Cressler	g 2-7	0-3	0-0	7	1	4	4	23
Willis	0-3	0-1	1-2	2	0	1	3	18
Fisher-Davis	3-8	1-5	2-2	5	0	9	1	27
Baptiste	3-3	0-0	2-2	2	2	8	0	15
Brown	2-3	1-2	0-0	1	3	5	0	13
TOTALS	27-57	14-29	12-12	36	12	77	15	200

Halftime: VU 37, MSU 23. FG%: MSU 29.8%, VU 47.4%. 3FG%: MSU 38.9%, VU 48.3%. FT%: MSU 81.3%, VU 75.0%. Turnovers: MSU 17 (Holman 4), VU 12 (Toye 3). Blocked Shots: MSU 1 (Stapleton), UM 4 (Baptiste, Kornet 2). Steals: MSU 8 (Kegler, Peters 2), UM 6 (Roberson 2). Officials: Karl Hess, Terry Moore, Marc Ellard. Attendance: 9,212.



2016-17 RECAPS

Game 29 — Feb. 28, 2017

South Carolina	63
Mississippi State	57

Colonial Life Arena • Columbia, SC

Mississippi State										
Player	FG	3FG	FT	RB	PF	PT	A	Min		
Kegler	f 3-9	2-6	4-4	4	4	12	2	26		
Herard	c 3-4	0-0	1-1	3	2	6	0	15		
Peters	g 2-8	1-4	1-2	5	4	6	4	23		
Stapleton	g 0-2	0-2	0-0	0	5	0	0	16		
Ready	g 2-11	0-3	2-2	2	1	6	3	33		
Wright	2-4	1-2	0-0	3	4	5	0	33		
Carter	4-11	3-9	0-0	4	4	11	0	30		
Holman	3-5	0-0	2-2	6	0	8	1	25		
Datcher	1-1	0-0	1-1	2	2	3	0	9		
TOTALS	20-55	7-26	10-12	31	26	57	10	200		

South Carolina										
Player	FG	3FG	FT	RB	PF	PT	A	Min		
Dozier	f 3-15	1-7	2-5	9	1	9	1	36		
Silva	c 4-9	0-0	7-10	11	4	15	0	29		
Thornwell	g 5-11	1-4	11-12	6	3	22	3	37		
Notice	g 1-7	1-4	3-4	2	2	6	4	38		
Mckie	g 0-0	0-0	0-0	0	0	0	0	2		
Gravett	1-3	0-2	0-0	2	0	2	1	19		
Felder	1-3	1-2	1-2	2	0	4	0	15		
Kotstar	2-2	0-0	1-2	3	3	5	0	22		
Keita	0-0	0-0	0-0	1	1	0	0	2		
TOTALS	17-50	4-19	25-35	39	14	63	9	200		

Halftime: USC 32, MSU 29. FG%: MSU 36.4%, USC 34.0%. 3FG%: MSU 26.9%, USC 21.1%. FT%: MSU 83.3%, USC 71.4%. Turnovers: MSU 20 (Kegler 5), USC 16 (Thornwell 3). Blocked Shots: MSU 7 (Datcher 3), USC 1 (Thornwell). Steals: MSU 6 (Six with one), USC 10 (Dozier 3). Officials: Doug Simmons, Joe DeRosa, Chuck Jones. Attendance: 15,230.

Game 30 — March 4, 2017

Mississippi State	88
LSU	76

Humphrey Coliseum • Starkville, MS

LSU										
Player	FG	3FG	FT	RB	PF	PT	A	Min		
Reath	f 4-8	0-1	4-5	12	2	12	2	31		
Epps	f 5-7	0-0	0-0	5	4	10	0	22		
Sampson	g 3-4	2-3	6-6	2	2	14	0	26		
Blakeney	g 6-13	2-7	1-1	3	3	15	0	34		
Mays	g 5-11	1-2	4-5	1	1	15	2	23		
Hayward	0-1	0-1	0-0	1	0	0	1	5		
Jenkins	0-3	0-1	0-0	0	2	0	0	9		
Patterson	0-6	0-4	2-4	1	1	2	6	22		
Graves	0-0	0-0	0-0	0	0	0	0	1		
Bridgewater	1-3	0-0	0-0	1	0	2	0	4		
Sims	1-2	0-0	2-2	0	1	4	0	12		
Eddlestone	1-1	0-0	0-0	4	1	2	0	11		
TOTALS	26-59	5-19	19-23	32	17	76	11	200		

Mississippi State										
Player	FG	3FG	FT	RB	PF	PT	A	Min		
Herard	f 3-4	0-0	3-4	5	2	9	1	18		
Holman	f 6-12	0-3	2-2	6	4	14	1	19		
Kegler	g 3-9	0-5	2-2	6	0	8	1	31		
W'Spoon	g 8-11	1-2	1-3	6	3	18	2	26		
Ready	g 3-6	0-0	1-1	4	1	7	13	31		
Peters	2-5	1-4	0-0	1	2	5	2	19		
Wright	3-5	2-2	0-0	2	2	8	0	8		
Stapleton	6-9	2-3	0-1	2	3	14	1	20		
Carter	2-5	1-3	0-0	0	2	5	0	14		
Datcher	0-0	0-0	0-0	3	2	0	0	14		
TOTALS	36-66	7-22	9-13	39	21	88	21	200		

Halftime: MSU 48, LSU 30. FG%: MSU 54.5%, LSU 44.1%. 3FG%: MSU 31.8%, LSU 26.3%. FT%: MSU 69.2%, LSU 82.6%. Turnovers: MSU 11 (Ready 5), LSU 11 (Blakeney 3). Blocked Shots: MSU 2 (Holman, Stapleton), LSU 3 (Reath 2). Steals: MSU 7 (Weatherspoon, Stapleton 2), LSU 6 (Mays 4). Officials: Antinio Petty, Glenn Tuitt, Will Howard. Attendance 6,739.

Game 31 — March 8, 2017

Mississippi State	79
LSU	52

Bridgestone Arena • Nashville, TN

LSU										
Player	FG	3FG	FT	RB	PF	PT	A	Min		
Reath	f 3-7	0-2	0-0	2	3	6	0	26		
Sims	f 2-4	0-0	0-0	3	1	4	0	21		
Sampson	g 2-7	0-3	2-2	1	2	6	1	29		
Blakeney	g 3-10	0-4	5-5	5	2	11	2	30		
Mays	g 5-10	1-4	2-2	3	1	13	4	26		
Hayward	0-2	0-0	0-0	1	0	0	0	7		
Jenkins	1-3	0-0	0-0	1	0	2	0	7		
Patterson	0-4	0-3	0-0	7	1	0	1	17		
Graves	0-2	0-2	2-2	0	0	2	0	2		
Vial	0-0	0-0	0-0	0	0	0	0	2		
Bridgewater	0-1	0-0	0-0	1	0	0	0	4		
Epps	2-4	0-1	4-6	6	3	8	0	21		
Eddlestone	0-0	0-0	0-0	1	0	0	0	8		
TOTALS	18-54	1-22	15-18	35	13	52	8	200		

Mississippi State										
Player	FG	3FG	FT	RB	PF	PT	A	Min		
Herard	f 0-3	0-0	0-0	1	0	0	0	12		
Holman	f 3-5	0-2	0-0	4	2	6	2	24		
Kegler	g 0-4	0-2	2-2	3	3	2	0	18		
W'Spoon	g 6-10	0-3	7-7	2	0	19	0	31		
Ready	g 0-1	0-1	1-2	4	2	1	3	22		
Peters	4-9	2-4	0-0	4	0	10	6	21		
Wright	2-2	1-1	0-0	2	2	5	0	11		
Stapleton	4-7	3-5	2-2	6	1	13	1	25		
Davis	1-2	1-1	0-0	0	0	3	1	1		
Singleton	0-1	0-1	0-0	1	1	0	1	2		
Washington	0-0	0-0	0-0	0	1	0	0	1		
Carter	7-14	4-10	0-0	1	2	8	0	20		
Datcher	1-1	0-0	0-0	2	2	2	0	12		
TOTALS	28-59	11-30	12-13	34	16	79	14	200		

Halftime: MSU 37, LSU 25. FG%: MSU 47.5%, LSU 33.0%. 3FG%: MSU 36.7%, LSU 4.5%. FT%: MSU 92.3%, LSU 83.3%. Turnovers: MSU 12 (Four with 2), LSU 19 (Mays, Patterson 5). Blocked Shots: MSU 4 (Holman 3), LSU 5 (Reath 2). Steals: MSU 12 (Peters 3), LSU 4 (Four with 1). Officials: Antinio Petty, Joe Lindsey, Tony Henderson. Attendance: 8,567.

Game 32 — March 9, 2017

Alabama	75
Mississippi State	55

Bridgestone Arena • Nashville, TN

Mississippi State										
Player	FG	3FG	FT	RB	PF	PT	A	Min		
Herard	f 0-3	0-0	0-0	4	2	0	0	7		
Holman	f 4-9	0-2	2-3	6	3	10	0	25		
Kegler	g 0-5	0-1	0-0	5	1	0	1	31		
W'spoon	g 6-13	0-2	0-2	7	2	12	1	34		
Ready	g 3-7	0-1	0-0	2	0	6	4	22		
Peters	2-7	1-2	0-0	1	2	5	0	16		
Wright	0-1	0-0	0-0	1	0	0	0	11		
Stapleton	2-5	0-2	1-1	4	2	5	0	18		
Carter	6-9	1-2	0-0	1	3	13	0	22		
Datcher	2-5	0-0	0-0	4	4	4	0	14		
TOTALS	25-64	2-12	3-6	38	19	55	6	200		

Alabama										
Player	FG	3FG	FT	RB	PF	PT	A	Min		
Taylor	f 1-2	0-0	3-6	2	1	5	0	16		
Olaniyan	f 0-2	0-0	0-0	4	1	0	0	17		
Key	f 1-6	0-1	1-2	5	1	3	5	28		
Norris	g 3-8	1-4	1-1	7	1	8	2	26		
Ingram	g 7-7	1-1	2-2	4	0	17	2	27		
Schaffer	1-1	1-1	2-2	0	0	5	0	3		
Collins	4-7	4-6	2-4	1	0	14	1	18		
Johnson	3-9	1-2	3-3	5	2	10	6	21		
Davis	1-2	0-1	0-2	2	0	2	0	16		
Austin	0-4	0-0	1-2	1	0	1	0	6		
Hall	4-5	0-0	2-2	3	2	10	0	22		
TOTALS	25-53	8-16	17-26	36	10	75	16	200		

Halftime: UA 34, MSU 22. FG%: MSU 39.1%, UA 47.2%. 3FG%: MSU 16.7%, UA 50.0%. FT%: MSU 50.0%, UA 65.4%. Turnovers: MSU 12 (Peters, Ready 3), UA 9 (Key 3). Blocked Shots: MSU 5 (Holman, Datcher 2), UA 6 (Key, Hall 2). Steals: MSU 5 (Weatherspoon 2), UA 4 (Olaniyan 2). Officials: Doug Shows Vladimir Voyard-Tadal, Rob Rorke. Attendance 11,973.





2016-17 SEC REVIEW

Overall Standings					Overall Standings				
School	SEC	Pct	All	Pct	School	SEC	Pct	All	Pct
Kentucky &^	16-2	.889	31-5	.861	Tennessee	8-10	.444	16-16	.500
Florida	14-4	.778	26-9	.750	Texas A&M	8-10	.444	16-15	.516
Arkansas	12-6	.667	26-10	.722	Auburn	7-11	.389	18-14	.563
South Carolina	12-6	.667	24-10	.576	Mississippi State	6-12	.333	16-16	.500
Alabama	10-8	.556	19-15	.559	LSU	2-16	.111	10-21	.323
Ole Miss	10-8	.556	22-14	.611	Missouri	2-16	.111	8-24	.250
Vanderbilt	10-8	.556	19-16	.543	& - Regular Season Champions ^ - SEC Tournament Champions				
Georgia	9-9	.500	19-15	.559					

2017 SEC Tournament Results

Bridgestone Arena, Nashville

Wednesday, March 8 (1st Round)

(12) Mississippi St. 79, (13) LSU 52
(14) Missouri 86, (11) Auburn 83 ot

Thursday, March 9 (2nd Round)

(8) Georgia 59, (9) Tennessee 57
(5) Alabama 75, (12) Miss. State 55
(7) Vanderbilt 66, (10) Texas A&M 41
(6) Ole Miss 86, (14) Missouri 74

Friday, March 10 (Quarterfinals)

(1) Kentucky 71, (8) Georgia 60
(5) Alabama 64, (2) South Carolina 53
(7) Vanderbilt 72, (2) Florida 62 ot
(3) Arkansas 73, (6) Ole Miss 72

Saturday, March 11 (Semifinals)

(1) Kentucky 79, (5) Alabama 74
(3) Arkansas 76, (7) Vanderbilt 62

Sunday March 12 (Finals)

(1) Kentucky 82, (3) Arkansas 65

SEC All-Tournament Team

De'Aaron Fox Kentucky — MVP
Bam Adebayo, Kentucky
Dominique Hawkins, Kentucky
Riley LaChance, Vanderbilt
Daryk Macon, Arkansas

SEC Coach of the Year

Coaches & AP - Mike White, Florida

SEC Player of the Year

Coaches - Sindarius Thornwell, USC
AP - Malik Monk, Kentucky

SEC Freshman of the Year

Coaches & AP - Malik Monk, Kentucky

SEC 6th Man of the Year

Coaches - Canyon Barry, Florida

SEC Defensive Player of the Year

Coaches - Robert Williams, Texas A&M

SEC Scholar-Athlete of the Year

Coaches - Luke Kornet, Vanderbilt

Coaches All-SEC Team

- First Team**
- KeVaughn Allen, Florida
- J.J. Frazier, Georgia
- Yante Maten, Georgia
- De'Aaron Fox, Kentucky
- Malik Monk, Kentucky
- Sebastian Saiz, Ole Miss
- Sindarius Thornwell, South Carolina
- Luke Kornet, Vanderbilt
- Second Team**
- Moses Kingsley, Arkansas
- Kasey Hill, Florida
- Bam Adebayo, Kentucky
- Antonio Blakeney, LSU
- Quinndary Weatherspoon, MSU**
- Robert Hubbs III, Tennessee
- Tyler Davis, Texas A&M
- Robert Williams, Texas A&M

Coaches All-SEC Defensive Team

- Moses Kingsley, Arkansas
- Kasey Hill, Florida
- Sindarius Thornwell, South Carolina
- Robert Williams, Texas A&M
- Luke Kornet, Vanderbilt

SEC All-Freshman Team

- Braxton Key, Alabama
- Mustapha Heron, Auburn
- Bam Adebayo, Kentucky
- De'Aaron Fox, Kentucky
- Malik Monk, Kentucky
- Lamar Peters, Mississippi State**
- Grant Williams, Tennessee
- Robert Williams, Texas A&M

AP SEC All-SEC Team

- First Team**
- u-Malik Monk, Kentucky
- u-Sindarius Thornwell, So. Carolina
- J.J. Frazier, Georgia
- De'Aaron Fox, Kentucky
- Sebastian Saiz, Ole Miss
- Second Team**
- Moses Kingsley, Arkansas
- KeVaughn Allen, Florida
- Bam Adebayo, Kentucky
- Robert Williams, Texas A&M
- Yante Maten, Georgia
- Third Team**
- Yante Maten, Georgia
- J.J. Frazier, Georgia
- Dorian Finney-Smith, Florida
- Danuel House, Texas A&M
- Alex Caruso, Texas A&M

u - Unanimous selection to first team

SEC Player/Freshman of the Week

- **N14** Duop Reath, LSU (P)
- De'Aaron Fox, Kentucky (F)
- **N21** Sebastian Siaz, Ole Miss (P)
- Malik Monk, Kentucky (F)
- **N28** Sindarius Thornwell, USC (P)
- Robert Williams, TAMU (F)
- **D5** P.J. Dozier, USC (P)
- De'Aaron Fox, Kentucky (F)
- **D12** Tyler Davis, TAMU (P)
- Jordan Bowden, UT (F)
- **D19** Malik Monk, Kentucky (P)
- De'Aaron Fox, Kentucky (F)
- **D26** Detrick Mostella, UT (P)
- Jared Harper, Auburn (F)
- **J2** Yante Maton, Georgia (P)
- Isaiah Brisco, Kentucky (P)
- Malik Monk, Kentucky (F)
- **J9** KeVaughn Allen, Florida (P)
- De'Aaron Fox, Kentucky (F)
- **J16** **Q. Weatherspoon, MSU (P)**
- Malik Monk, Kentucky (F)
- **J23** Terence Davis, Ole Miss (P)
- Austin Wiley, Auburn (F)
- **J30** Robert Hubbs III, UT (P)
- Braxton Key, Alabama (F)
- **F6** Chris Chiozza, Florida (P)
- Jared Harper, Auburn (F)
- **F13** Sindarius Thornwell, USC (P)
- Grant Williams, Tennessee (F)
- Robert Williams, TAMU (F)
- **F20** Daryl Macon, Arkansas (P)
- Robert Williams, TAMU (F)
- **F27** J.J. Frazier, Georgia (P)
- Bam Adebayo, Kentucky (F)
- **M6** Luke Kornet, Vanderbilt (P)
- Bam Adebayo, Kentucky (F)

(P) - SEC Player of the Week
(F) - SEC Freshman of the Week

MSU INDIVIDUAL RECORDS



Most Points Scored:

Game: 47, Bailey Howell vs. Union (12-4-58)

Season: 777, Jeff Malone (1982-83)
Career: 2142, Jeff Malone (1980-83)

Highest Scoring Average:

Season: 28.3, Jim Ashmore (1956-57)
Career (3 yrs): 27.1, Bailey Howell (1957-59)

Career (4 yrs): 20.6, Jim Ashmore (1954-57)

Most FGs Made:

Game: 18, Rickey Brown vs. Auburn (3-7-77)

Season: 323, Jeff Malone (1982-83)
Career: 906, Jeff Malone (1980-83)

Most Consecutive FGs Made:

1 Gm: 11, Tony Watts at Alabama (1-14-89)

1+ Gms: 15, Russell Walters vs. Ole Miss [8] & Northwestern St. [7] (1-14-95 to 1-16-95)

Most FGs Attempted:

Game: 33, Dave Williams at Auburn (1-3-66); Jim Ashmore vs. Ole Miss (1-19-57); Gerald Caveness vs. Florida (2-20-54)
Season: 616, Jim Ashmore (1956-57)
Career: 1768, Jeff Malone (1980-83)

Highest FG Percentage:

Game (Min. 10 FGA): .909 (10-of-11), Trey Moore vs. Loyola [NO] (12-14-96); Ervin Dillon vs. Delta State (12-1-84)

Season (Min. 125 FGA): .671 (167-249), Cameron Burns (1988-89)
Career (Min. 200 FGA): .630 (192-305), Bill Singletary (1972-74)
Career (Min. 400 FGA): .589 (548-930), Jarvis Varnado (2007-10)

Most 3-Point FGs Made:

Game: 8, Winsome Frazier vs. UMKC (11-23-04); Marckell Patterson vs. Florida (1-10-01); Antonio Jackson at California (11-13-00); Darryl Wilson vs. Alabama (3-4-95)

Season: 97, Darryl Wilson (1995-96)
Career: 280, Barry Stewart (2007-10)

Most Consecutive Games With 3FGM:

Career: 39, Darryl Wilson (1994-95)

Most 3-Point FGs Attempted:

Game: 17, Darryl Wilson vs. Alabama (3-4-95)

Season: 237, Darryl Wilson (1995-96)
Career: 779, Barry Stewart (2007-10)

Highest 3-Pt. FG Percentage:

Game (Min. 5 FGA): .857 (6-of-7), Ravern Johnson vs. Western Kentucky (1-5-09)
Season (Min. 50 FGA): .481 (38-79), Shane Power (2003-04)

Season (Min. 100 FGA): .430 (61-142), Tony Watts (1991-92)
Season (Min. 200 FGA): .414 (94-227), Darryl Wilson (1994-95)

Career (Min. 100 FGA): .417 (95-228), Shane Power (2004-05)

• Career (Min. 300 FGA): 400 (258-645), Darryl Wilson (1994-96)

Most FTs Made:

• Game: 21, Jerry Graves vs. Vandy (1-14-61)

• Season: 243, Bailey Howell (1957-58)
• Career: 682, Bailey Howell (1957-59)

Most Consecutive FT Made:

• 1 Gm: 18, Rich Knarr vs. Auburn (2-19-73)
• 1+ Gms: 43, Paul Smith (12-12-64 to 2-22-65)

Most FTs Attempted:

• Game: 27, Jerry Graves vs. Vandy (1-14-61)
• Season: 315, Bailey Howell (1957-58)
• Career: 892, Bailey Howell (1957-59)

Highest FT Percentage:

• Game (Min. 15 FTA): 1.000 (16-16), Bailey Howell at Tulane (2-3-58)
• Season (Min. 50 FTA): .927 (51-55), Paul Smith (1964-65)
• Season (Min. 100 FTA): .870 (120-138), Red Stroud (1962-63)
• Career (Min. 150 FTA): .864 (133-154), Paul Smith (1964-66)
• Career (Min. 200 FTA): .847 (221-261), Rich Knarr (1973-76)
• Career (Min. 300 FTA): .825 (296-359), Red Stroud (1961-63)
• Career (Min. 400 FTA): .812 (439-541), Darryl Wilson (1994-96)

Most Rebounds:

• Game: 34, Bailey Howell vs. LSU (2-1-57)
• Season: 492, Bailey Howell (1956-57)
• Career: 1277, Bailey Howell (1957-59)

Highest Rebounding Average:

• Season: 19.7, Bailey Howell (1956-57)
• Career (3 yrs): 17.0, Bailey Howell (1957-59)
• Career (4 yrs): 10.2, Rickey Brown (1977-80)

Most Offensive Rebounds:

• Game: 11, Lawrence Roberts at Alabama (3-6-04); Tyrone Washington at Auburn (2-7-98); Arnett Moultrie vs. Northwestern State (12-22-11)
• Season: 125, Erick Dampier (1995-96)
• Career: 346, Jarvis Varnado (2007-10)

Most Defensive Rebounds:

• Game: 14, Charles Rhodes vs. Auburn (2-4-06) & Jacksonville State (12-15-05)
• Season: 262, Jarvis Varnado (2007-10)
• Career: 750, Jarvis Varnado (2007-10)
• Most Assists:
• Game: 16, Chuck Evans at UMKC (2-23-93)
• Season: 235, Chuck Evans (1992-93)
• Career: 633, Dee Bost (2009-12)

Highest Assists-Per-Game Average:

• Season: 8.10, Chuck Evans (1992-93)
• Career (2 yrs): 7.96, Chuck Evans (1992-93)
• Career (4 yrs): 5.19, Dee Bost (2009-12)

Most Turnovers:

• Game: 11, Al Perry at Evansville (12-17-75)
• Season: 142, Jamont Gordon (2005-06)
• Career: 403, Jamont Gordon (2006-08)

Most Blocked Shots:

• Game: 10, Jarvis Varnado vs. Miami [FL] (12-13-07), vs. Georgia & vs. Kentucky (1-15-08); Arkansas (1-14-10)
• Season: 170, Jarvis Varnado (2008-09 & 09-10)
• Career: 564, Jarvis Varnado (2007-10)

Highest Blocks-Per-Game Avg.:

• Season: 4.72, Jarvis Varnado (2008-09 & 09-10)
• Career: 4.0, Jarvis Varnado (2007-10)

Most Steals:

• Game: 8, Gary Hooker vs. Samford (12-29-75) & vs. SW La. (12-6-75)
• Season: 83, Chuck Evans (1991-92)
• Career: 217, Ray White (1976-79)

Highest Steals-Per-Game Average:

• Season: 2.96, Chuck Evans (1991-92)
• Career (2 yrs): 2.89, Chuck Evans (1992-93)
• Career (4 yrs): 2.17, Ray White (1976-79)

Most Charges Taken:

• Season: 23, Mario Austin (2001-02)
• Career: 51, Mario Austin (2001-03)

Most Dunks:

• Game: 6, Bubba Wilson vs. Troy (11-30-93)
• Season: 68, Charles Rhodes (2007-08)
• Career: 183, Charles Rhodes (2005-08)

Most Personal Fouls:

• Game: 6, 12 times (1989-90)
• Season: 117, Todd Merritt (1989-90)
• Career: 404, Rickey Brown (1977-80)

Most Disqualifications:

• Season: 14, Wayne Duncan (1955-56)
• Career: 30, Rickey Brown (1977-80)

Most Games Played:

• Season: 36, five players (2009-10); six players (2008-09); five players (2001-02)
• Career: 141, Barry Stewart (2007-10) and Jarvis Varnado (2007-10)

Most Games Started:

• Season: 36, Jarvis Varnado, Dee Bost, Barry Stewart (2009-10) & Jarvis Varnado, Barry Stewart, Ravern Johnson, Dee Bost (2008-09)
• Career: 122, Dee Bost (2009-12)

Most Minutes Played:

• Game: 57, Greg Carter vs. Ole Miss, 4ot (1-24-90)
• Season: 1255, Dee Bost (2009-10)
• Career: 4431, Barry Stewart (2007-10)

Highest Minutes-Per-Game Avg.:

• Season: 37.4, Kalpatrick Wells (1981-82)
• Career (2 yrs): 35.3, Chuck Evans (1992-93)
• Career (4 yrs): 35.0, Jeff Malone (1980-83)

MSU SCORING RECORDS

CAREER LEADERS

Name	Points Scored			
	Seasons	G	Pts	Avg
1. Jeff Malone	1980-83	110	2142	19.5
2. Bailey Howell	1957-59	75	2030	27.1
3. Jim Ashmore	1954-57	93	1918	20.6
4. Rickey Brown	1977-80	107	1838	17.2
5. Ray White	1976-79	100	1652	16.5
6. Dee Bost	2009-12	122	1640	13.4
7. Darryl Wilson	1994-96	93	1619	17.4
8. Barry Stewart	2007-10	141	1602	11.4
9. Jamont Gordon	2006-08	99	1558	15.7
10. Jerry Jenkins	1973-75	78	1503	19.3
11. Craig Sword	2013-16	123	1492	12.1
12. Tony Watts	1989-92	113	1491	13.2
13. Ravern Johnson	2008-11	128	1460	11.4
14. Cameron Burns	1989-91	87	1460	16.8
15. Charles Rhodes	2005-08	110	1451	13.2
16. Jarvis Varnado	2007-10	141	1403	10.0
17. Gavin Ware	2013-16	125	1362	10.9
18. Tang Hamilton	1998-01	123	1307	10.6
19. Rich Knarr	1973-76	97	1305	13.5
20. Timmy Bowers	2001-04	116	1300	11.2
21. Jack Bouldin	1970-72	75	1257	16.8
22. Jerry Graves	1959-61	74	1245	16.8
23. Erick Dampier	1994-96	93	1231	13.2
24. Dave Williams	1966-68	76	1219	16.0
25. Leland Mitchell	1961-63	78	1219	15.6
26. Mario Austin	2001-03	91	1199	13.2

Scoring Average (Min. 50 Gms)

Name	Seasons	G	Pts	Avg
1. Bailey Howell	1957-59	75	2030	27.1
2. Jim Ashmore	1954-57	93	1918	20.6
3. Jeff Malone	1980-83	110	2142	19.5
4. Jerry Jenkins	1973-75	78	1503	19.3
5. Darryl Wilson	1994-96	93	1619	17.4
6. Rickey Brown	1977-80	107	1838	17.2
7. Lawrence Roberts	2004-05	62	1048	16.9
8. Jerry Graves	1959-61	74	1245	16.8
9. Cameron Burns	1989-91	87	1460	16.8
10. Jack Bouldin	1970-72	75	1257	16.8

SEASON BESTS

Name	Points Scored			
	Season	G	Pts	Avg
1. Jeff Malone	1982-83	29	777	26.8
2. Jim Ashmore	1956-57	25	708	28.3
3. Bailey Howell	1957-58	25	695	27.8
4. Bailey Howell	1958-59	25	688	27.5
5. Bailey Howell	1956-57	25	647	25.9
6. Darryl Wilson	1995-96	34	613	18.0
7. Jamont Gordon	2007-08	34	584	17.2
8. Jerry Jenkins	1974-75	26	575	22.1
9. Mario Austin	2001-02	35	565	16.1
10. Jamont Gordon	2006-07	35	561	16.0

Scoring Average

Name	Season	G	Pts	Avg
1. Jim Ashmore	1956-57	25	708	28.3
2. Bailey Howell	1957-58	25	695	27.8
3. Bailey Howell	1958-59	25	688	27.5
4. Jeff Malone	1982-83	29	777	26.8
5. Bailey Howell	1956-57	25	647	25.9
6. Jim Ashmore	1955-56	24	536	22.3
7. Jim Ashmore	1954-55	23	513	22.3
8. Jerry Jenkins	1974-75	26	575	22.1
9. Jerry Graves	1960-61	25	532	21.3
10. Rickey Brown	1979-80	27	553	20.5

GAME HIGHS

Name, Opponent (Date)	Pts
1. Bailey Howell vs. Union (12-4-58)	47
2. Bailey Howell vs. LSU (2-22-58)	45
3. Jim Ashmore vs. Ole Miss (1-19-57)	45
4. Jim Ashmore at LSU (2-22-57)	44
5. Bailey Howell at Florida (2-14-59)	43
6. Rickey Brown vs. Auburn (3-7-77)	40
7. Jim Ashmore vs. Arkansas St. (12-17-56)	39
8. Jeff Malone vs. Alabama (1-31-83)	39
9. Bailey Howell vs. Murray St. (12-19-57)	39
10. Bailey Howell vs. Southwestern (12-7-57)	39
11. Jeff Malone vs. Ole Miss (1-22-83)	39
12. Bailey Howell vs. Arkansas St. (12-15-58)	38
13. Jim Ashmore at Memphis St. (1-26-57)	38
14. Jim Ashmore vs. Arkansas St. (1-21-56)	38
15. Jim Ashmore at Ole Miss (2-28-57)	37
16. Bailey Howell vs. Kentucky (2-11-57)	37
17. Jeff Malone vs. Vanderbilt (1-8-83)	36
18. Darryl Wilson vs. Alabama (3-4-95)	35
19. Hubert Henderson vs. Miss. Co. (12-6-86)	35

Jeff Malone vs. LSU (1-24-83)	35
Jeff Malone at Tennessee (1-15-83)	35
Rickey Brown at Kentucky (2-20-80)	35
Jerry Jenkins vs. Florida (2-3-75)	35
Jerry Jenkins vs. Arkansas (12-4-74)	35
Jerry Jenkins at Samford (12-2-74)	35
Tom Payne vs. Kentucky (2-10-68)	35
Paul Smith at Alabama (1-11-65)	35
Jerry Graves vs. Florida (2-15-60)	35
Bailey Howell vs. Murray State (1-24-59)	35
Bailey Howell vs. Florida (2-15-58)	35
Bailey Howell vs. SE La. (1-27-58)	35
Bailey Howell at Tulane (2-23-57)	35
Bailey Howell at Tampa (2-15-57)	35
Jim Ashmore vs. Tennessee (2-9-57)	35
Bailey Howell at Miss. College (12-8-56)	35

YEARLY LEADERS

Scoring Average

Year	Name	G	Pts	Avg
1948	Willard Daley	18	255	14.2
1949	Willard Daley	17	210	12.4
1950	Willard Daley	18	197	10.9
1951	Herb Hargett	19	357	18.8
1952	Coyte Vance	23	471	20.5
1953	Gerald Caveness	19	277	14.6
1954	Gerald Caveness	19	338	17.8
1955	Jim Ashmore	23	513	22.3
1956	Jim Ashmore	24	536	22.3
1957	Jim Ashmore	25	708	28.3
1958	Bailey Howell	25	695	27.8
1959	Bailey Howell	25	688	27.5
1960	Jerry Graves	25	465	18.6
1961	Jerry Graves	25	532	21.3
1962	Leland Mitchell	25	417	16.7
1963	Leland Mitchell	28	480	17.1
1964	Doug Hutton	26	387	14.9
1965	Bill Chumler	26	352	13.5
1966	Dave Williams	25	492	19.7
1967	Dave Williams	25	392	15.7
1968	Tom Payne	26	412	15.8
1969	Manny Washington	25	384	15.4
1970	John Guyton	24	390	16.3
1971	Jack Bouldin	25	477	19.1
1972	Jack Bouldin	26	410	15.8
1973	Rich Knarr	26	467	18.0
1974	Jerry Jenkins	26	471	18.1
1975	Jerry Jenkins	26	575	22.1
1976	Ray White	26	475	18.3
1977	Rickey Brown	27	520	19.3
1978	Ray White	26	378	14.5
1979	Ray White	23	393	17.1
1980	Rickey Brown	27	553	20.5
1981	Jeff Malone	27	543	20.1
1982	Jeff Malone	27	502	18.6
1983	Jeff Malone	29	777	26.8
1984	Ken Harvey	28	355	12.7
1985	Ken Harvey	27	376	13.9
1986	Chauncey Robinson	30	419	14.0
1987	Hubert Henderson	28	418	14.9
1988	Greg Lockhart	29	287	9.9
1989	Cameron Burns	28	424	15.1
1990	Cameron Burns	30	547	18.2
1991	Cameron Burns	29	489	16.9
1992	Tony Watts	28	537	19.2
1993	Orlen Watson	29	446	15.4
1994	Darryl Wilson	29	471	16.2
1995	Darryl Wilson	30	535	17.8
1996	Darryl Wilson	34	613	18.0
1997	Horatio Webster	29	466	16.1
1998	Horatio Webster	30	511	17.0
1999	Tyrone Washington	33	420	12.7
2000	Tang Hamilton	30	432	14.4
2001	Antonio Jackson	31	397	12.8
2002	Mario Austin	35	565	16.1
2003	Mario Austin	25	388	15.5
2004	Lawrence Roberts	30	506	16.9
2005	Lawrence Roberts	32	542	16.9
2006	Charles Rhodes	29	401	13.8
2007	Jamont Gordon	35	561	16.0
2008	Charles Rhodes	31	538	17.4
2009	Jarvis Varnado	36	464	12.9
2010	Jarvis Varnado	36	496	13.8
2011	Ravern Johnson	28	492	17.6
2012	Amett Moultrie	32	492	16.4
2013	Craig Sword	32	335	10.5
2014	Craig Sword	32	437	13.7
2015	Craig Sword	28	317	11.3
2016	Gavin Ware	30	461	15.4
2017	Quindray Weatherspoon	29	478	16.5

* - Led Southeastern Conference

MSU FIELD GOAL RECORDS



CAREER LEADERS

Field Goals Made

Name	Seasons	G	FGM	FGA
1. Jeff Malone	1980-83	110	906	1768
2. Rickey Brown	1977-80	107	774	1624
3. Jim Ashmore	1954-57	93	706	1694
4. Ray White	1976-79	100	684	1414
5. Bailey Howell	1957-59	75	674	1285
6. Jerry Jenkins	1973-75	78	603	1305
7. Charles Rhodes	2005-08	110	567	1011
8. Cameron Burns	1989-91	87	563	959
9. Tony Watts	1989-92	113	561	1217
10. Jarvis Varnado	2007-10	141	548	930

Field Goals Attempted

Name	Seasons	G	FGM	FGA
1. Jeff Malone	1980-83	110	906	1768
2. Jim Ashmore	1954-57	93	706	1694
3. Rickey Brown	1977-80	107	774	1624
4. Ray White	1976-79	100	684	1414
5. Jerry Jenkins	1973-75	78	603	1305
6. Dee Bost	2009-12	112	498	1296
7. Barry Stewart	2007-10	141	489	1289
8. Bailey Howell	1957-59	75	674	1285
9. Rich Knarr	1973-76	97	542	1246
10. Jamont Gordon	2006-08	99	513	1238

Field Goal Pct. (Min. 250 FGA)

Name	Seasons	FGM	FGA	Pct
1. Bill Singletary	1972-74	192	305	.630
2. Tony Robinson	1984-85	161	269	.599
3. David Domingue	1991-94	125	210	.595
4. Jarvis Varnado	2007-10	548	930	.589
5. Erick Dampier	1994-96	481	819	.587
6. Cameron Burns	1989-91	563	959	.587
7. Wiley Peck	1976-79	439	759	.578
8. Ervin Dillon	1985-86	152	265	.574
9. Larry Fry	1973-75	431	761	.566
10. Gavin Ware	2013-16	532	943	.564

SEASON BESTS

Field Goals Made

Name	Season	FGM	FGA	Pct
1. Jeff Malone	1982-83	323	608	.531
2. Jim Ashmore	1956-57	270	616	.438
3. Rickey Brown	1979-80	231	471	.490
Bailey Howell	1958-59	231	464	.498
5. Jerry Jenkins	1974-75	227	469	.484
6. Bailey Howell	1957-58	226	439	.515
7. Jeff Malone	1981-82	225	410	.549
Rickey Brown	1976-77	225	443	.508
9. Jeff Malone	1980-81	219	447	.490
10. Bailey Howell	1956-57	217	382	.568

Field Goals Attempted

Name	Season	FGM	FGA	Pct
1. Jim Ashmore	1956-57	270	616	.438
2. Jeff Malone	1982-83	323	608	.531
3. Rickey Brown	1979-80	231	471	.490
4. Jerry Jenkins	1974-75	227	469	.484
5. Jamont Gordon	2007-08	193	465	.415
Jim Ashmore	1954-55	193	465	.415
7. Bailey Howell	1958-59	231	464	.498
8. Jim Ashmore	1955-56	186	455	.409
9. Dave Williams	1965-66	212	453	.468
10. Jeff Malone	1980-81	219	447	.490

Field Goal Pct. (Min. 125 FGA)

Name	Season	FGM	FGA	Pct
1. Cameron Burns	1988-89	167	249	.671
2. Bill Singletary	1973-74	125	188	.665
3. Wiley Peck	1978-79	154	239	.644
4. Jarvis Varnado	2007-08	109	170	.641
5. Erick Dampier	1994-95	153	239	.640
6. Tony Robinson	1984-85	104	167	.623

7. Gavin Ware	2015-16	183	298	.614
8. Ervin Dillon	1984-85	85	140	.607
9. Larry Fry	1973-74	141	233	.605
10. Butch Pierre	1981-82	80	133	.602

GAME HIGHS

Field Goals Made

Name, Opponent, (Date)	FGM
1. Rickey Brown vs. Auburn (3-7-77)	18
2. Raymond Brown vs. Florida (3-2-85)	16
Jeff Malone at Auburn (1-3-83)	16
Ray White vs. Indiana State (12-1-75)	16
Jerry Jenkins vs. Arkansas (12-4-74)	16
Rich Knarr at Texas (12-3-73)	16
Bailey Howell at Miss. College (12-8-56)	16
8. Jeff Malone vs. Alabama (1-31-83)	15
Jeff Malone vs. LSU (1-24-83)	15
Jeff Malone vs. Ole Miss (1-22-83)	15
Jeff Malone vs. Vanderbilt (1-8-83)	15
Jeff Malone vs. Vanderbilt (1-2-82)	15
Rich Knarr at Auburn (1-20-75)	15
Bailey Howell at Florida (2-14-59)	15
Bailey Howell vs. Union (12-4-58)	15
Bailey Howell vs. LSU (2-22-58)	15
Bailey Howell vs. S'Western (12-7-57)	15
Jim Ashmore at Memphis St. (1-26-57)	15
Jim Ashmore vs. Ole Miss (1-19-57)	15
Jim Ashmore at Alabama (1-7-57)	15
Jim Ashmore vs. Arkansas St. (1-21-56)	15
Herb Hargett at Auburn (2-24-51)	15

Field Goals Attempted

Name, Opponent, (Date)	FGA
1. Dave Williams vs. Auburn (1-3-66)	33
Jim Ashmore vs. Ole Miss (1-19-57)	33
Gerald Caveness vs. Tenn. (2-13-54)	33
4. Rickey Brown vs. Georgia (2-19-77)	31
Jim Ashmore vs. Tennessee (2-9-57)	31
6. Bailey Howell vs. Murray St. (1-24-59)	30
Jim Ashmore at Alabama (1-7-57)	30
Jim Ashmore at Murray St. (12-31-56)	30
9. Jim Ashmore at LSU (2-22-57)	29
Jim Ashmore at Tampa (2-15-57)	29
11. Jeff Malone vs. Vanderbilt (1-8-83)	28
Jeff Malone at Auburn (1-3-83)	28
Rickey Brown at Kentucky (2-20-80)	28
Jerry Jenkins vs. Florida (2-3-75)	28
Jim Ashmore at Ole Miss (2-28-57)	28
Jim Ashmore at Memphis St. (1-26-57)	28
Jim Ashmore vs. Howard (12-11-54)	28



Jeff Malone holds the school record for field goals made (906) and attempted (1,768).



MSU FIELD GOAL RECORDS


YEARLY LEADERS Field Goal Percentage (Min. 125 FGA)

Year	Name	FGM	FGA	Pct	Year	Name	FGM	FGA	Pct
1954	Harold Blalock	76	198	.384	1986	Raymond Brown	158	289	.547
1955	Jim Ashmore	193	465	.415	1987	Anthony Blakley	132	290	.455
1956	Jim Ashmore	186	455	.409	1988	Carl Nichols	99	186	.532
1957	Bailey Howell	217	382	#.568	1989	Cameron Burns	167	249	.671
1958	Bailey Howell	226	439	.515	1990	Cameron Burns	207	347	*.597
1959	Bailey Howell	231	464	.498	1991	Greg Carter	170	301	.565
1960	Dave Glasgow	96	185	.519	1992	Eric Stevens	105	198	.530
1961	Jerry Graves	158	293	.539	1993	Johnny Walker	117	235	.498
1962	Doug Hutton	91	189	.481	1994	Bubba Wilson	76	127	.598
1963	Joe Dan Gold	143	284	.504	1995	Erick Dampier	153	239	*.640
1964	Aubrey Nichols	96	208	.462	1996	Erick Dampier	195	354	.551
1965	Gary Washington	110	216	.509	1997	Trey Moore	132	275	.480
1966	John Sapen	100	213	.469	1998	Tyrone Washington	147	277	*.531
1967	Tom Payne	69	134	.515	1999	Oral Roberts	92	171	.538
1968	Tom Payne	142	302	.470	2000	Robert Jackson	133	222	.599
1969	Randy Hodges	81	175	.463	2001	Robert Jackson	114	209	.545
1970	John Guyton	150	312	.481	2002	Mario Austin	209	375	.557
1971	Donnie Black	66	138	.478	2003	Mario Austin	149	279	.534
1972	Jeff Watkins	106	189	.561	2004	Marcus Campbell	76	136	.559
1973	Larry Fry	123	236	.521	2005	Marcus Campbell	82	158	.519
1974	Bill Singletary	125	188	*.665	2006	Charles Rhodes	154	273	.564
1975	Larry Fry	167	292	.572	2007	Charles Rhodes	180	325	.554
1976	Wiley Peck	83	154	.539	2008	Jarvis Varnado	109	170	.641
1977	Wiley Peck	104	195	.533	2009	Jarvis Varnado	180	328	.549
1978	Wiley Peck	98	171	.573	2010	Jarvis Varnado	184	316	.589
1979	Wiley Peck	154	239	*.644	2011	Renardo Sidney	105	203	.517
1980	Greg Grim	171	330	.518	2012	Arnett Moultrie	180	328	.549
1981	Ron White	80	147	.544	2013	Gavin Ware	110	203	.542
1982	Butch Pierre	80	133	.602	2014	Gavin Ware	129	222	.581
1983	Terry Lewis	180	333	.541	2015	Roquez Johnson	98	186	.527
1984	Tracy Taylor	82	164	.500	2016	Gavin Ware	183	298	*.614
1985	Tony Robinson	104	167	.623	2017	Aric Holman	104	210	.495

- Led NCAA
* - Led Southeastern Conference



For four years (1976-79), Wiley Peck led MSU in field goal percentage.



In 1982, Butch Pierre led MSU with a .602 shooting percentage.



Jarvis Varnado ranks 10th in MSU history with 548 made field goals.

MSU 3-POINT FIELD GOAL RECORDS



CAREER LEADERS

3-Point Field Goals Made

Name	Seasons	G	FGM	FGA
1. Barry Stewart	2007-10	141	280	779
2. Ravern Johnson	2008-11	128	260	654
3. Darryl Wilson	1994-96	93	258	645
4. Dee Bost	2009-12	122	237	690
5. Timmy Bowers	2001-04	116	197	533
6. Tony Watts	1989-92	113	166	449
7. Fred Thomas	2013-16	125	166	551
8. Marcus Grant	1992-95	105	164	461
9. Bart Hyche	1996-99	119	161	483
10. Winsome Frazier	2002-05	106	160	462

3-Pt. Field Goals Attempted

Name	Seasons	G	FGM	FGA
1. Barry Stewart	2007-10	141	280	779
2. Dee Bost	2009-11	89	162	473
2. Ravern Johnson	2008-11	128	260	654
3. Darryl Wilson	1994-96	93	258	645
4. Fred Thomas	2013-16	125	166	551
5. Timmy Bowers	2001-04	116	197	533
6. Bart Hyche	1996-99	119	161	483
7. Winsome Frazier	2002-05	106	160	462
8. Marcus Grant	1992-95	105	164	461
10. Tony Watts	1989-92	113	166	449

3-Point FG Pct. (Min. 100 FGA)

Name	Seasons	FGM	FGA	Pct
1. Shane Power	2004-05	95	228	.417
2. Marcus Bullard	1995-96	99	243	.407
3. Darryl Wilson	1994-96	258	645	.400
4. Ravern Johnson	2008-11	260	654	.398
5. Riley Benock	2008-11	102	259	.394
6. Q. Weatherspoon	2016-17	90	235	.383
7. Ben Hansbrough	2007-08	109	287	.380
8. Orient Watson	1991-93	71	187	.380
9. Reginald Delk	2006-07	122	322	.379
10. Brad Smith	1990-92	62	166	.374
11. Jalen Steele	2011-12	97	260	.373

GAME HIGHS

3-Point Field Goals Made

Name, Opponent, (Date)	FGM
1. Winsome Frazier vs. UMKC (11-23-04)	8
Marckell Patterson vs. Florida (1-10-01)	8
Antonio Jackson at California (11-13-00)	8
Darryl Wilson vs. Alabama (3-4-95)	8
5. Lamar Peters vs. Missouri (1-25-17)	7
Malik Newman vs. Ole Miss (1-23-16)	7
Dee Bost vs. Troy (12-10-11)	7
Ravern Johnson vs. So. Carolina (3-5-11)	7
Ravern Johnson vs. Troy (11-26-10)	7
Dee Bost vs. Auburn (2-13-10)	7
Reginald Delk at Arkansas (3-1-06)	7
Antonio Jackson vs. Alabama (3-4-00)	7
Darryl Wilson vs. UConn-NCAA (3-22-96)	7

3-Pt. Field Goals Attempted

Name, Opponent, (Date)	FGA
1. Darryl Wilson vs. Alabama (3-4-95)	17
2. Winsome Frazier vs. UMKC (11-23-04)	15
3. Ravern Johnson vs. So. Carolina (3-5-11)	14
Darryl Wilson vs. UCLA (3-23-95)	14
5. Dee Bost vs. Troy (12-10-11)	13
Timmy Bowers vs. Kentucky (1-13-04)	13
Antonio Jackson at California (11-13-00)	13
Darryl Wilson vs. Syracuse (3-30-96)	13
9. Ravern Johnson vs. ETSU (12-11-10)	12
Dee Bost vs. Auburn (2-13-10)	12
Dee Bost at Vanerbilt (2-3-10)	12
Jamall Edmondson vs. Kentucky (2-1-06)	12
Jamall Edmondson vs. Troy (12-10-05)	12
Bart Hyche at Arkansas (1-21-97)	12
Darryl Wilson vs. Georgia (1-31-96)	12
Darryl Wilson at Arkansas (3-5-94)	12
Darryl Wilson vs. Villanova (12-28-93)	12
Tony Watts at Ole Miss (2-22-92)	12
Brad Smith vs. UT-Chatt (11-22-91)	12



Barry Stewart holds the MSU record with 280 career-made 3-pointers.



Dee Bost is fourth all-time at Mississippi State with 237 made 3-pointers.



MSU 3-POINT FIELD GOAL RECORDS

SEASON BESTS

3-Point Field Goals Made

Name	Season	FGM	FGA	Pct
1. Darryl Wilson	1995-96	97	237	.409
2. Darryl Wilson	1994-95	94	227	.414
3. Ravern Johnson	2009-10	87	214	.407
4. Ravern Johnson	2010-11	83	206	.403
5. Ravern Johnson	2008-09	83	210	.395
6. Barry Stewart	2009-10	78	222	.351
7. Dee Bost	2011-12	75	217	.346
Barth Hyche	1996-97	75	205	.366
9. Barry Stewart	2008-09	72	197	.365
10. Timmy Bowers	2003-04	71	202	.351

3-Pt. Field Goals Attempted

Name	Season	FGM	FGA	Pct
1. Darryl Wilson	1995-96	97	237	.409
2. Darryl Wilson	1994-95	94	227	.414
3. Barry Stewart	2009-10	78	222	.351
4. Dee Bost	2011-12	75	217	.346
4. Ravern Johnson	2009-10	87	214	.407
5. Ravern Johnson	2008-09	83	210	.395
6. Ravern Johnson	2010-11	83	206	.403
6. Barth Hyche	1996-97	75	205	.366
7. Timmy Bowers	2003-04	71	202	.351
8. Dee Bost	2009-10	70	199	.352
9. Barry Stewart	2008-09	72	197	.365

3-Point FG Pct. (Min. 60 FGA)

Name	Season	FGM	FGA	Pct
1. Shane Power	2003-04	38	79	.481
2. Doug Hartsfield	1987-88	27	62	.436
3. Tony Watts	1991-92	61	142	.430
4. Marcus Grant	1992-93	51	119	.429
Doug Hartsfield	1989-90	42	98	.429
6. Riley Benock	2010-11	50	118	.424
7. Orien Watson	1992-93	43	102	.422
8. Darryl Wilson	1994-95	94	227	.414
9. Ben Hansbrough	2006-07	47	114	.412
10. Timmy Bowers	2002-03	70	170	.412

YEARLY LEADERS

3-Pt. Field Goal Pct. (Min. 60 FGA)

Year	Name	FGM	FGA	Pct
1987	Hubert Henderson	27	79	.342
1988	Doug Hartsfield	27	62	.436
1989	Tony Watts	30	77	.390
1990	Doug Hartsfield	42	98	.429
1991	Brad Smith	30	75	.400
1992	Tony Watts	61	142	.430
1993	Marcus Grant	51	119	.429
1994	Darryl Wilson	67	181	.370
1995	Darryl Wilson	94	227	.414
1996	Darryl Wilson	97	237	.409
1997	Barth Hyche	75	205	.366
1998	Detrick White	37	113	.327
1999	Detrick White	58	176	.330
2000	Antonio Jackson	65	169	.385
2001	Marckell Patterson	42	113	.372
2002	Timmy Bowers	50	136	.368
2003	Timmy Bowers	70	170	.412
2004	Shane Power	38	79	.481
2005	Shane Power	57	149	.383
2006	Reginald Delk	59	144	.410
2007	Ben Hansbrough	47	114	.412
2008	Ben Hansbrough	62	173	.358
2009	Ravern Johnson	83	210	.395
2010	Ravern Johnson	87	214	.407
2011	Riley Benock	50	118	.424
2012	Jalen Steele	70	178	.393
2013	Colin Borchert	33	98	.337
2014	Fred Thomas	46	144	.319
2015	Craig Sword	27	75	.360
2016	Q. Weatherspoon	43	109	.394
2017	Q. Weatherspoon	47	126	.373



Darryl Wilson's 258 made 3-pointers rank third in the MSU record books.



Ravern Johnson is second in MSU history with 260 made 3-pointers.

MSU FREE THROW RECORDS



CAREER LEADERS

Free Throws Made

Name	Seasons	G	FTM	FTA
1. Bailey Howell	1957-59	75	682	892
2. Jim Ashmore	1954-57	93	506	683
3. Jerry Graves	1959-61	74	467	587
4. Darryl Wilson	1994-96	93	439	541
5. Dee Bost	2009-12	122	407	557
6. Jamont Gordon	2006-08	99	403	588
7. Craig Sword	2013-16	125	383	603
8. Barry Stewart	2007-10	141	344	463
9. Cameron Burns	1989-91	87	334	534
10. Lawrence Roberts	2004-05	62	332	515

Free Throws Attempted

Name	Seasons	G	FTM	FTA
1. Bailey Howell	1957-59	75	682	892
2. Jim Ashmore	1954-57	93	506	683
3. Craig Sword	2013-16	125	383	603
4. Jamont Gordon	2006-08	99	403	588
5. Jerry Graves	1959-61	74	467	587
6. Dee Bost	2009-12	122	407	557
7. Darryl Wilson	1994-96	93	439	541
8. Cameron Burns	1989-91	87	334	534
9. Lawrence Roberts	2004-05	62	332	515
10. Jarvis Varnado	2007-10	141	306	514

Free Throw Pct. (Min. 150 FTA)

Name	Seasons	FTM	FTA	Pct
1. Paul Smith	1964-66	133	154	.864
2. Rich Knarr	1973-76	221	261	.847
3. Donnie Black	1969-71	163	194	.840
4. Red Stroud	1961-63	296	359	.825
5. Darryl Wilson	1994-96	439	541	.812
6. Jeff Malone	1980-83	330	408	.809
7. Tony Watts	1989-92	203	251	.809
8. Jack Bouldin	1970-72	235	291	.808
9. Jerry Jenkins	1973-75	297	368	.807
10. Kodi Augustus	2008-11	238	298	.799

SEASON BESTS

Free Throws Made

Name	Season	FTM	FTA	Pct
1. Bailey Howell	1957-58	243	315	.771
2. Bailey Howell	1958-59	226	292	.774
3. Jerry Graves	1960-61	216	270	.800
4. Bailey Howell	1956-57	213	285	.747
5. Lawrence Roberts	2004-05	188	288	.653
6. Jerry Graves	1959-60	173	216	.801
7. Jim Ashmore	1956-57	168	237	.709
8. Jim Ashmore	1955-56	164	214	.766
9. Darryl Wilson	1995-96	160	201	.796
10. Jamont Gordon	2006-07	157	222	.707

Free Throws Attempted

Name	Season	FTM	FTA	Pct
1. Bailey Howell	1957-58	243	315	.771
2. Bailey Howell	1958-59	226	292	.774
3. Lawrence Roberts	2004-05	188	288	.653
4. Bailey Howell	1956-57	213	285	.747
5. Jerry Graves	1960-61	216	270	.800
6. Jim Ashmore	1956-57	168	237	.709
7. Coyte Vance	1951-52	147	231	.636
8. Lawrence Roberts	2003-04	144	227	.634
9. Jamont Gordon	2006-07	157	222	.707
Mario Austin	2001-02	146	222	.658

Free Throw Pct. (Min. 45 FTA)

Name	Season	FTM	FTA	Pct
1. Paul Smith	1964-65	51	55	.927
2. Rich Knarr	1975-76	50	56	.893
3. Rich Knarr	1973-74	48	55	.873
4. Red Stroud	1962-63	120	138	.870
5. Jack Bouldin	1969-70	66	76	.868

6. I.J. Ready	2016-17	50	58	.862
7. M. Washington	1967-68	96	113	.850
8. Tony Watts	1991-92	78	92	.848
9. Red Stroud	1961-62	116	137	.847
10. Paul Smith	1965-66	38	45	.844

GAME HIGHS

Free Throws Made

Name	Opponent, (Date)	FTM
1. Jerry Graves vs. Vanderbilt (1-14-61)	21	
2. Jerry Graves vs. Spring Hill (12-13-60)	20	
3. Bailey Howell vs. Murray St. (12-19-57)	19	
Bailey Howell at Florida (2-16-57)	19	
5. Rich Knarr vs. Auburn (2-19-73)	18	
Jim Ashmore at Ole Miss (1-30-56)	18	
7. Jerry Graves vs. Florida (2-15-60)	17	
Bailey Howell vs. Ga. Tech (1-10-59)	17	
Bailey Howell vs. Union (12-4-58)	17	
Jim Ashmore at Memphis (1-27-56)	17	
11. Jerry Graves at Georgia (2-20-61)	16	
Bailey Howell at Tulane (2-3-58)	16	
Jim Ashmore at LSU (2-22-57)	16	
14. Craig Sword vs. Ole Miss (1-11-14)	15	
Bailey Howell vs. LSU (2-22-58)	15	
Jim Ashmore vs. Ole Miss (1-19-57)	15	
Coyte Vance vs. Alabama (2-16-52)	15	
18. Charles Rhodes vs. Oregon (3-21-08)	14	
Lawrence Roberts vs. Ole Miss (2-7-04)	14	
Chuck Evans vs. Kentucky (2-19-92)	14	
Eric Stevens at Austin Peay (1-22-92)	14	
M. Washington vs. Memphis (12-11-67)	14	
Red Stroud vs. LSU (2-2-63)	14	
Jerry Graves vs. Tennessee (2-11-61)	14	
Bailey Howell at Tulane (2-23-59)	14	
Bailey Howell at Auburn (1-5-57)	14	

Free Throws Attempted

Name, Opponent, (Date)	FTA
1. Jerry Graves vs. Vanderbilt (1-14-61)	27
2. Jim Ashmore at Ole Miss (1-30-56)	25
3. Jerry Graves vs. Spring Hill (12-13-60)	24
4. Bailey Howell at Florida (2-16-57)	23
5. Jim Ashmore at LSU (2-22-57)	22
Jim Ashmore at Memphis (1-27-56)	22
7. Jerry Graves at Georgia (2-20-61)	21
Bailey Howell vs. Murray St. (12-19-57)	21
9. Bailey Howell vs. Ga. Tech (1-10-59)	20
Bailey Howell vs. Union (12-4-58)	20
Bailey Howell vs. LSU (2-22-58)	20
Bailey Howell at Auburn (1-5-57)	20
13. Carl Nichols vs. SE-La. (12-1-88)	19
Rich Knarr vs. Auburn (2-19-73)	19
Wayne Lemon vs. LSU (2-25-56)	19
Coyte Vance at Vanderbilt (2-9-52)	19



Red Stroud currently ranks 8th at MSU in free throw percentage at .847 (116-137).



MSU FREE THROW RECORDS

YEARLY LEADERS Free Throw Percentage (Min. 45 FTA)

Year	Name	FTM	FTA	Pct
1950	Herb Hargett	32	45	.711
1951	Herb Hargett	71	88	.807
1952	James Burrow	46	62	.742
1953	Gerald Caveness	77	111	.694
1954	Jim Ashmore	47	67	.701
1955	Jim Ashmore	127	165	.770
1956	Jim Ashmore	164	214	.766
1957	Bailey Howell	213	285	.747
1958	Bailey Howell	243	315	.771
1959	Charles Hull	47	59	.797
1960	Jerry Graves	173	216	.801
1961	Jerry Graves	216	270	.800
1962	Red Stroud	116	137	.847
1963	Red Stroud	120	138	.870
1964	Paul Smith	44	54	.815
1965	Paul Smith	51	55	*.927
1966	Paul Smith	38	45	.844
1967	Tom Payne	65	87	.747
1968	Manuel Washington	96	113	.850
1969	Donnie Black	43	52	.827
1970	Jack Bouldin	66	76	.868
1971	Jack Bouldin	97	117	.829
1972	Jeff Watkins	114	149	.765
1973	Rich Knarr	97	115	.843
1974	Rich Knarr	48	55	.873
1975	Jerry Jenkins	121	146	.829
1976	Rich Knarr	50	56	.893
1977	Gary Hooker	108	134	.806
1978	Ray White	76	106	.717
1979	Greg Grim	41	51	.804
1980	Jeff Malone	42	51	.824
1981	Jeff Malone	105	128	.820
1982	Jeff Malone	52	70	.743
1983	Jeff Malone	131	159	.824
1984	Kelvin Hildreth	137	171	.801
1985	Jeff Norwood	49	62	.790
1986	Greg Lockhart	50	61	.820
1987	Anthony Blakley	62	77	.805
1988	Greg Lockhart	70	96	.729
1989	Greg Lockhart	82	103	.796
1990	Greg Carter	92	111	.829
1991	Tony Watts	44	54	.815
1992	Tony Watts	78	92	*.848
1993	Chuck Evans	96	119	.807
1994	Darryl Wilson	138	171	.807
1995	Darryl Wilson	141	169	.834
1996	Darryl Wilson	160	201	*.796
1997	Bart Hyche	70	89	.787
1998	Trey Moore	49	66	.742
1999	Bart Hyche	37	47	.787
2000	Antonio Jackson	38	50	.760
2001	Marckell Patterson	82	103	.796
2002	Marckell Patterson	109	140	.779
2003	Timmy Bowers	60	80	.750
2004	Winsome Frazier	68	86	.791
2005	Winsome Frazier	48	64	.750
2006	Jamall Edmondson	48	67	.716
2007	Ben Hansbrough	58	74	.784
2008	Ben Hansbrough	56	71	.789
2009	Ravern Johnson	39	46	.848
2010	Phil Turner	50	62	.806
2011	Kodi Augustus	114	138	.826
2012	Arnett Moultrie	124	159	.780
2013	Fred Thomas	62	78	.795
2014	Colin Borchert	40	43	.755
2015	Fred Thomas	67	85	.788
2016	Q. Weatherspoon	62	77	.805
2017	I.J. Ready	50	58	.862



In 2017, I.J. Ready made 50 of his 58 free throw attempts, including a stretch of 27 straight, for a team-high .862 shooting percentage.

MSU REBOUNDBING RECORDS



CAREER LEADERS

Rebounds				
Name	Seasons	G	Rebs	Avg
1. Bailey Howell	1957-59	75	1277	17.0
2. Jarvis Varnado	2007-10	141	1096	7.8
3. Rickey Brown	1977-80	107	1092	10.2
4. Wiley Peck	1976-79	107	964	9.0
5. Gavin Ware	2013-16	125	888	7.1
6. Erick Dampier	1994-96	93	859	9.2
7. Tyrone Washington	1996-99	123	847	6.9
8. Kalpatrick Wells	1980-83	110	830	7.5
9. Dave Williams	1966-68	76	772	10.2
10. Jack Houston	1952-55	76	753	9.9
11. Jerry Graves	1959-61	74	713	9.6
12. Leland Mitchell	1961-63	78	705	9.0
13. Charles Rhodes	2006-08	110	691	6.3
14. Jamont Gordon	2005-08	99	677	6.8
15. Tang Hamilton	1998-01	123	677	5.5
16. Charles Hull	1958-60	75	661	8.8
17. Lawrence Roberts	2004-05	62	654	10.5
18. Larry Fry	1973-75	78	628	8.1
19. Greg Carter	1988-91	114	611	5.4
20. Joe Dan Gold	1961-63	77	600	7.8

Rebound Avg. (Min. 500 Rebs)

Name	Seasons	G	Rebs	Avg
1. Bailey Howell	1957-59	75	1277	17.0
2. Wayne Lemon	1956-57	46	508	11.0
3. Lawrence Roberts	2004-05	62	654	10.5
4. Rickey Brown	1977-80	107	1092	10.2
5. Dave Williams	1966-68	76	772	10.2
6. Jack Houston	1952-55	76	753	9.9
7. Jerry Graves	1959-61	74	713	9.6
8. Erick Dampier	1994-96	93	859	9.2
9. Leland Mitchell	1961-63	78	705	9.0
10. Wiley Peck	1976-79	107	964	9.0

SEASON BESTS

Rebounds				
Name	Season	G	Rebs	Avg
1. Bailey Howell	1956-57	25	492	19.7
2. Bailey Howell	1957-58	25	406	16.2
3. Rickey Brown	1979-80	27	389	14.4
4. Bailey Howell	1958-59	25	379	15.2
5. Jarvis Varnado	2009-10	36	369	10.3
6. Lawrence Roberts	2004-05	32	351	11.0
7. Erick Dampier	1995-96	34	317	9.3
Wiley Peck	1978-79	28	317	11.3
Jarvis Varnado	2008-09	36	317	8.8
10. Arnett Moultrie	2011-12	30	314	10.5
11. Terry Kusnierz	1971-72	26	311	12.0
12. Lawrence Roberts	2003-04	30	303	10.1

Rebounding Average

Name	Season	G	Rebs	Avg
1. Bailey Howell	1956-57	25	492	19.7
2. Bailey Howell	1957-58	25	406	16.2
3. Bailey Howell	1958-59	25	379	15.2
4. Rickey Brown	1979-80	27	389	14.4
5. Terry Kusnierz	1971-72	26	311	12.0
6. Jack Houston	1953-54	21	248	11.8
7. Jack Houston	1954-55	23	270	11.7
8. Wiley Peck	1978-79	28	317	11.3
9. Wayne Lemon	1956-57	22	245	11.1
10. Lawrence Roberts	2004-05	32	351	11.0

GAME HIGHS

Rebounds			Rebs
Name (Opponent, Date)			
1. Bailey Howell vs. LSU (2-1-57)			34
2. Bailey Howell vs. S'Western (12-7-57)			31
Bailey Howell vs. Memphis (12-5-56)			31
4. Bailey Howell vs. Ga. Tech (1-12-57)			26
5. Bailey Howell vs. SE-La. (1-27-58)			25
Bailey Howell at Tampa (2-15-57)			25

7. Wiley Peck vs. Alabama (1-27-79)	24
Wiley Peck at Memphis (12-7-78)	24
Terry Kusnierz vs. Arkansas (1-4-72)	24
Bailey Howell at Tulane (2-23-59)	24
Bailey Howell at Ole Miss (2-28-57)	24
12. Rickey Brown vs. Vanderbilt (12-6-79)	23
Larry Fry at LSU (1-13-75)	23
Jerry Graves vs. SE-La. (12-5-59)	23
Jack Houston vs. Florida S. (12-4-53)	23
16. Wiley Peck vs. LSU (1-12-77)	22
Dave Williams vs. LSU (2-19-68)	22
Bailey Howell vs. Tulane (2-2-57)	22
Bailey Howell vs. Miss. Co. (12-15-56)	22
Jack Houston vs. Vanderbilt (1-15-55)	22
21. Wesley Morgan vs. S'ville (11-28-05)	21
Lawrence Roberts at Alabama (3-6-04)	21
Rickey Brown at Florida (12-15-79)	21
Bailey Howell vs. Murray St. (1-24-59)	21
Wayne Lemon vs. LSU (2-25-56)	21
26. Lawrence Roberts vs. J'ville (12-22-04)	20
Dave Williams vs. Ole Miss (3-3-68)	20
Bailey Howell at Florida (2-14-59)	20
Charles Hull vs. Georgia (12-17-58)	20
Bailey Howell vs. Kentucky (2-11-57)	20
Bailey Howell vs. Tennessee (2-9-57)	20
Bailey Howell vs. Ole Miss (1-19-57)	20
Bailey Howell vs. Ark. St. (12-17-56)	20


YEARLY LEADERS

Rebounding Average			
Year	Name	G	Rebs Avg
1954	Jack Houston	21	248 11.8
1955	Jack Houston	23	270 11.7
1956	Wayne Lemon	24	263 11.0
1957	Bailey Howell	25	492 *19.7
1958	Bailey Howell	25	406 16.2
1959	Bailey Howell	25	379 15.2
1960	Jerry Graves	25	261 10.4
1961	Jerry Graves	25	257 10.3
1962	Leland Mitchell	25	222 8.9
1963	Leland Mitchell	28	273 9.8
1964	Stan Brinker	23	206 9.0
1965	Richie Williams	26	151 5.8
1966	Dave Williams	25	256 10.2
1967	Dave Williams	25	247 9.9
1968	Dave Williams	26	269 10.3
1969	John Guyton	25	180 7.2
1970	Jim Martin	24	220 9.2
1971	Malcolm Wesson	25	184 7.4
1972	Terry Kusnierz	26	311 12.0
1973	Larry Fry	26	200 7.7
1974	Bill Singletary	26	227 8.7
1975	Taylor Williams	26	244 9.4
1976	Taylor Williams	23	181 7.9
1977	Rickey Brown	27	292 10.8
1978	Wiley Peck	27	228 8.4
1979	Wiley Peck	28	317 *11.3
1980	Rickey Brown	27	389 *14.4
1981	Kalpatrick Wells	27	245 9.1
1982	Kalpatrick Wells	27	179 6.6
1983	Kalpatrick Wells	29	197 6.8
1984	Raymond Brown	28	171 6.1
1985	Raymond Brown	28	140 5.0
1986	Chauncey Robinson	30	210 7.0
1987	Hubert Henderson	28	256 9.1
1988	Carl Nichols	29	182 6.6
1989	Cameron Burns	28	176 6.3
1990	Cameron Burns	30	219 7.3
1991	Greg Carter	29	226 7.8
1992	Johnny Walker	28	254 9.1
1993	Johnny Walker	29	218 7.5
1994	Erick Dampier	29	251 8.7
1995	Erick Dampier	30	291 9.7
1996	Erick Dampier	34	317 9.3



MSU REBOUNDING RECORDS

1997	Tyrone Washington.....	30	237	7.9	•	2009	Jarvis Varnado.....	36	317	8.8
1998	Tyrone Washington.....	29	269	9.3	•	2010	Jarvis Varnado.....	36	368	*10.3
1999	Tyrone Washington.....	33	277	8.4	•	2011	Renardo Sidney.....	19	144	7.6
2000	Robert Jackson.....	28	197	7.0	•	2012	Arnett Moultrie.....	30	314	*10.5
2001	Robert Jackson.....	25	183	7.3	•	2013	Gavin Ware.....	32	206	6.4
2002	Mario Austin.....	35	266	7.6	•	2014	Gavin Ware.....	33	236	7.2
2003	Mario Austin.....	25	192	7.7	•	2015	Gavin Ware.....	30	212	7.1
2004	Lawrence Roberts.....	30	303	10.1	•	2016	Gavin Ware.....	30	234	7.8
2005	Lawrence Roberts.....	32	351	*11.0	•	2017	Aric Holman.....	32	193	6.0
2006	Charles Rhodes.....	29	207	7.1	•	* - Led Southeastern Conference				
2007	Jamont Gordon.....	35	250	7.1	•					
2008	Jarvis Varnado.....	34	264	7.8	•					
	Charles Rhodes.....	31	242	7.8	•					



Former MSU great and hall of famer Bailey Howell averaged an amazing 17.0 rebounds per game during his MSU career to rank second on the SEC's all-time career list. He still holds the MSU record and calls Starkville his home.

MSU ASSISTS RECORDS



ASSISTS

Name	Career Leaders			
	Seasons	G	Ast	Avg
1. Dee Bost	2009-12	122	633	5.2
2. Derrick Zimmerman	2000-03	127	514	4.0
3. Al Perry	1975-78	102	510	5.0
4. Jamont Gordon	2006-08	99	484	4.9
5. Chuck Evans	1992-93	57	454	8.0
6. Doug Hartsfield	1988-91	114	413	3.6
7. I.J. Ready	2014-17	113	401	3.5
7. Jack Bouldin	1970-72	75	357	4.8
8. Detrick White	1998-99	63	351	5.6
9. Butch Pierre	1981-84	105	342	3.3
10. Rich Knarr	1973-76	97	326	3.4

Season Bests

Name	Season	G	Ast	Avg
1. Chuck Evans	1992-93	29	235	8.1
2. Chuck Evans	1991-92	28	219	7.8
3. Derrick Zimmerman	2001-02	35	210	6.0
4. Al Perry	1975-76	26	207	8.0
5. Al Perry	1976-77	27	199	7.4
6. Dee Bost	2009-10	36	188	5.2
7. Jamont Gordon	2006-07	35	187	5.3
8. Detrick White	1998-99	33	185	5.6
9. Dee Bost	2011-12	33	183	5.5
10. Marcus Bullard	1995-96	34	175	5.2

Game Highs

Name (Date)	Ast
1. Chuck Evans at UMKC (2-23-93)	16
2. Al Perry vs. Vanderbilt (1-29-77)	15
3. Gary Ervin vs. Florida A&M (12-20-04)	14
3. Chuck Evans vs. So. Carolina (2-13-93)	14
3. Chuck Evans vs. Arkansas (1-27-93)	14
6. I.J. Ready vs. LSU (3-4-17)	13
Dee Bost vs. UMass (3-13-12)	13
Dee Bost vs. Ole Miss (2-9-12)	13
Chuck Evans at Auburn (2-17-93)	13
Chuck Evans at Arkansas (1-15-92)	13
Al Perry vs. Texas (12-11-76)	13
Al Perry vs. Auburn (2-9-76)	13
Al Perry vs. Missouri Western (1-27-76)	13

Yearly Leaders

Year	Name	G	Ast	Avg
• 1975	Jeff Stroman	23	79	3.4
• 1976	Al Perry	26	207	*8.0
• 1977	Al Perry	27	199	7.4
• 1978	Ray White	26	91	3.5
• 1979	Tom Schuberth	25	107	4.3
• 1980	Greg Grim	27	79	2.9
• 1981	Terry Lewis	27	92	3.4
• 1982	Butch Pierre	27	104	3.9
• 1983	Butch Pierre	24	108	4.5
• 1984	Ken Harvey	28	86	3.1
• 1985	Jeff Norwood	28	125	4.5
• 1986	Tracy Taylor	23	105	4.6
• 1987	Tracy Taylor	27	92	3.4
• 1988	Greg Lockhart	29	82	2.9
• 1989	Greg Lockhart	28	109	3.9
• 1990	Doug Hartsfield	30	158	5.3
• 1991	Doug Hartsfield	29	126	4.4
• 1992	Chuck Evans	28	219	*7.8
• 1993	Chuck Evans	29	235	*8.1
• 1994	T.J. Honore	29	127	4.4
• 1995	T.J. Honore	30	115	3.8
• 1996	Marcus Bullard	34	175	5.2
• 1997	Trey Moore	30	136	4.5
• 1998	Detrick White	30	166	*5.5
• 1999	Detrick White	33	185	*5.6
• 2000	Todd Myles	27	120	4.4
• 2001	Antonio Jackson	31	98	3.2
• 2002	Derrick Zimmerman	35	210	*6.0
• 2003	Derrick Zimmerman	31	172	*5.5
• 2004	Timmy Bowers	30	145	4.8
• 2005	Gary Ervin	34	160	4.7
• 2006	Jamont Gordon	30	129	4.3
• 2007	Jamont Gordon	35	187	5.3
• 2008	Jamont Gordon	34	168	4.9
• 2009	Dee Bost	36	156	4.3
• 2010	Dee Bost	36	188	5.2
• 2011	Dee Bost	17	108	6.4
• 2012	Dee Bost	33	183	5.5
• 2013	Craig Sword	32	75	2.3
	Trivante Bloodman	32	75	2.3
• 2014	Craig Sword	32	88	2.8
• 2015	I.J. Ready	29	71	2.4
• 2016	I.J. Ready	30	134	4.5
• 2017	I.J. Ready	28	127	4.5



I.J. Ready finished his career seventh all-time at MSU with 401 assists.



As a senior in 2012, Dee Bost became the Bulldogs' all-time leader in assists with 633.



MSU BLOCKED SHOT RECORDS

BLOCKED SHOTS

Career Leaders

Name	Seasons	G	BS	Avg
1. Jarvis Varnado	2007-10	141	564	4.0
2. Erick Dampier	1994-96	93	249	2.7
3. Tyrone Washington	1996-99	123	198	1.6
4. Kalpatrick Wells	1980-83	110	183	1.7
5. Rickey Brown	1977-80	107	163	1.5
6. Charles Rhodes	2005-08	110	143	1.3
7. Wiley Peck	1976-79	107	117	1.1
8. Gavin Ware	2013-16	125	100	0.8
9. Derrick Zimmerman	2000-03	127	89	0.7
10. Marcus Campbell	2002-05	122	87	0.7

Season Bests

Name	Season	G	BS	Avg
1. Jarvis Varnado	2009-10	36	170	4.7
Jarvis Varnado	2008-09	36	170	4.7
3. Jarvis Varnado	2007-08	34	157	4.6
4. Erick Dampier	1995-96	34	106	3.1
5. Erick Dampier	1994-95	30	78	2.6
6. Jarvis Varnado	2006-07	35	67	1.9
7. Tyrone Washington	1998-99	33	65	2.0
Erick Dampier	1993-94	29	65	2.2
9. Aric Holman	2016-17	32	64	2.0
Charles Rhodes	2006-07	34	64	1.9
10. Kalpatrick Wells	1982-83	29	63	2.2

Game Highs

Name (Date)	BS
1. Jarvis Varnado vs. Arkansas (1-10-10).....	10
Jarvis Varnado vs. Miami (12-13-08).....	10
Jarvis Varnado vs. Georgia (1-12-08).....	10
Jarvis Varnado vs. Kentucky (1-15-08).....	10
5. Jarvis Varnado at Vanderbilt (2-3-10).....	9
Jarvis Varnado vs. Louisiana-Monroe.....	9
Jarvis Varnado at L. Marymount (12-19-07).....	9
8. Done 10 times (Most recently by).....	8
Jarvis Varnado at Alabama (2-24-10).....	8

Yearly Leaders

Year	Name	G	BS	Avg
• 1975	Taylor Williams	26	13	0.5
• 1976	Wiley Peck	25	37	1.5
• 1977	Rickey Brown	27	58	2.1
• 1978	Rickey Brown	26	35	1.3
• 1979	Rickey Brown	27	32	1.2
• 1980	Kalpatrick Wells	27	51	1.9
• 1981	Kalpatrick Wells	27	30	1.1
• 1982	Kalpatrick Wells	27	39	1.4
• 1983	Kalpatrick Wells	29	63	2.2
• 1984	Tony Robinson	25	18	0.7
• 1985	Tony Robinson	25	30	1.2
• 1986	Raymond Brown	30	20	0.7
• 1987	Hubert Henderson	28	12	0.4
• 1988	Chancellor Nichols	28	30	1.1
• 1989	Chancellor Nichols	23	22	1.0
• 1990	Greg Carter	30	22	0.7
• 1991	Brad Smith	29	18	0.6
• 1992	Johnny Walker	28	20	0.7
• 1993	Vince Embry	23	21	0.9
• 1994	Erick Dampier	29	65	2.2
• 1995	Erick Dampier	30	78	2.6
• 1996	Erick Dampier	34	106	3.1
• 1997	Tyrone Washington	30	59	*2.0
• 1998	Tyrone Washington	29	61	2.1
• 1999	Tyrone Washington	33	65	2.0
• 2000	Tang Hamilton	30	21	0.7
• 2001	Derrick Zimmerman	31	20	0.6
• 2002	Derrick Zimmerman	35	29	0.8
• 2003	Derrick Zimmerman	31	26	0.8
• 2004	Branden Vincent	30	40	1.3
• 2005	Marcus Campbell	32	32	1.0
• 2006	Charles Rhodes	29	32	1.1
•	Wesley Morgan	27	32	1.2
• 2007	Jarvis Varnado	35	67	1.9
• 2008	Jarvis Varnado	34	157	#4.6
• 2009	Jarvis Varnado	36	170	#4.7
• 2010	Jarvis Varnado	36	170	*4.7
• 2011	Kodi Augustus	31	30	0.9
•	Wendell Lewis	31	30	0.9
• 2012	Wendell Lewis	33	30	0.9
• 2013	Colin Borchert	29	36	1.2
• 2014	Colin Borchert	33	33	1.0
• 2015	Gavin Ware	30	32	1.1
• 2016	Gavin Ware	30	32	1.1
• 2017	Aric Holman	32	64	2.0

Led the nation

*Led teh SEC



On Feb. 24, 2010, Jarvis Varnado was given the game ball from Dr. Mark Kenneum after becoming the NCAA's all-time leader in blocks. His record of 564 still stands.



This is the iconic pic from the Alabama game in 2010 that gave Jarvis Varndo the NCAA record for career blocks, which came with 4:36 left in the game.

MSU STEALS RECORDS



STEALS

Career Leaders

Name	Seasons	G	Stl	Avg
1. Ray White	1976-79	100	217	2.2
2. Derrick Zimmerman	2000-03	127	205	1.6
3. Dee Bost	2009-12	122	193	1.6
4. Craig Sword	2013-16	123	185	1.5
5. Chuck Evans	1992-93	57	165	2.9
6. Barry Stewart	2007-10	141	162	1.1
7. Timmy Bowers	2001-04	116	161	1.4
8. Tony Watts	1989-92	113	154	1.4
9. I.J. Ready	2016-17	113	153	1.4
10. Winsome Frazier	2002-05	106	147	1.4

• 2013	Fred Thomas	32	56	1.8
• 2014	Craig Sword	32	60	1.9
• 2015	I.J. Ready	29	37	1.3
• 2016	Q. Weatherspoon	31	42	1.4
• 2017	Q. Weatherspoon	29	50	1.7

* - Led Southeastern Conference
- Led NCAA

Season Bests

Name	Season	G	Stl	Avg
1. Chuck Evans	1991-92	28	83	3.0
2. Chuck Evans	1992-93	29	82	2.8
3. Derrick Zimmerman	2001-02	35	75	2.1
4. Winsome Frazier	2003-04	30	71	2.4
5. Dee Bost	2011-12	33	66	2.0
6. Ray White	1977-78	26	61	2.3
7. Craig Sword	2013-14	32	60	1.9
Terry Lewis	1982-83	29	60	2.1
Ray White	1975-76	26	60	2.3
10. Timmy Bowers	2003-04	30	58	1.9
Derrick Zimmerman	2002-03	31	58	1.9

Game Highs

Name, Opponent, (Date)	Stl
1. Gary Hooker vs. Samford (12-29-75)	8
Gary Hooker vs. SW-La. (12-6-75)	8
3. Craig Sword vs. Ole Miss (1-11-14)	7
Fred Thomas vs. Florida (1-26-13)	7
Greg Lockhart at Wichita St. (12-21-85)	7
Jeff Norwood vs. Kentucky (1-27-82)	7
Calvin Holmes at Louisville (12-29-78)	7
8. By 12 players (Most recently by): Roquez Johnson vs. Texas (11-21-12)	6



Ray White owns the MSU career steals record with 217.

Yearly Leaders

Year	Name	G	Stl	Avg
1975	Jerry Jenkins	26	35	1.3
1976	Ray White	26	60	2.3
1977	Gary Hooker	27	47	1.7
1978	Ray White	26	61	2.3
1979	Ray White	23	57	2.5
1980	Greg Grim	27	30	1.1
1981	Terry Lewis	27	33	1.2
1982	Jeff Norwood	27	45	1.7
1983	Terry Lewis	29	60	2.1
1984	Ken Harvey	28	43	1.5
1985	Chauncey Robinson	28	44	1.6
1986	Chauncey Robinson	30	41	1.4
1987	Tracy Taylor	27	27	1.0
1988	Greg Lockhart	29	42	1.4
1989	Greg Lockhart	28	42	1.5
1990	Tony Watts	30	49	1.6
1991	Tony Watts	28	47	1.7
1992	Chuck Evans	28	83	*3.0
1993	Chuck Evans	29	82	*2.8
1994	T.J. Honore & D. Wilson	29	45	1.6
1995	Darryl Wilson	30	45	1.5
1996	Marcus Bullard	34	52	1.5
1997	Trey Moore	30	54	1.8
1998	Detrick White	30	49	1.6
1999	Detrick White	33	34	1.0
2000	Derrick Zimmerman	30	36	1.2
2001	A. Jackson & D. Z' man	31	36	1.2
2002	Derrick Zimmerman	35	75	2.1
2003	Derrick Zimmerman	31	58	1.9
2004	Winsome Frazier	30	71	*2.4
2005	Lawrence Roberts	32	50	1.6
2006	Jamont Gordon	30	34	1.1
2007	Jamont Gordon	35	46	1.3
2008	Barry Stewart	34	44	1.3
2009	Dee Bost	36	52	1.4
2010	Dee Bost	36	47	1.3
2011	Riley Benock	31	37	1.2
2012	Dee Bost	33	66	2.0



MSU YEARLY LEADERS

<u>1953-54</u>		<u>1961-62</u>		<u>1969-70</u>	
Leading Scorers	PPG	Leading Scorers	PPG	Leading Scorers	PPG
Gerald Caveness	17.8	Leland Mitchell	16.7	John Guyton	16.3
Dan Daley	12.0	W.D. Stroud	15.9	Jack Bouldin	15.4
Jack Houston	11.5	Joe Dan Gold	13.1	Randy Hodges	13.1
Leading Rebounders	RPG	Leading Rebounders	RPG	Leading Rebounders	RPG
Jack Houston	11.8	Leland Mitchell	8.9	Jim Martin	9.2
George Cooke	8.8	Joe Dan Gold	8.8	John Guyton	7.5
Dan Daley	5.1	Bobby Shows	6.6	Randy Hodges	5.2
<u>1954-55</u>		<u>1962-63</u>		<u>1970-71</u>	
Leading Scorers	PPG	Leading Scorers	PPG	Leading Scorers	PPG
Jim Ashmore	22.3	Leland Mitchell	17.1	Jack Bouldin	19.1
Wayne Duncan	11.9	W.D. Stroud	16.8	Randy Hodges	13.0
Jack Houston	11.7	Joe Dan Gold	13.3	Malcolm Wesson	12.2
Leading Rebounders	RPG	Leading Rebounders	RPG	Leading Rebounders	RPG
Jack Houston	11.7	Leland Mitchell	9.8	Malcolm Wesson	7.4
Wayne Duncan	6.7	Joe Dan Gold	7.8	Randy Hodges	5.4
Dudley Nash	5.9	Stan Brinker	6.5	Bill Combs	4.9
<u>1955-56</u>		<u>1963-64</u>		<u>1971-72</u>	
Leading Scorers	PPG	Leading Scorers	PPG	Leading Scorers	PPG
Jim Ashmore	22.3	Doug Hutton	14.9	Jack Bouldin	15.8
Wayne Duncan	13.9	Stan Brinker	12.8	Jeff Watkins	12.5
Jerry Ritchey	10.4	Richie Williams	9.5	Terry Kusnierz	11.4
Leading Rebounders	RPG	Leading Rebounders	RPG	Leading Rebounders	RPG
Wayne Lemon	11.0	Stan Brinker	9.0	Terry Kusnierz	12.0
Wayne Duncan	8.3	Don Posey	6.1	Malcolm Wesson	6.0
Lloyd Johnson	5.6	Richie Williams	5.8	Jeff Watkins	4.6
<u>1956-57</u>		<u>1964-65</u>		<u>1972-73</u>	
Leading Scorers	PPG	Leading Scorers	PPG	Leading Scorers	PPG
Jim Ashmore	28.3	Bill Chumbler	13.5	Rich Knarr	18.0
Bailey Howell	25.9	Gary Washington	11.2	Jerry Jenkins	17.6
Wayne Lemon	9.3	Richie Williams	9.3	Larry Fry	12.5
Leading Rebounders	RPG	Leading Rebounders	RPG	Leading Rebounders	RPG
Bailey Howell	19.7	Richie Williams	5.8	Larry Fry	7.7
Wayne Lemon	11.1	Charlie Crews	5.0	Terry Kusnierz	7.6
Jerry Keeton	4.9	Buddy Walden	4.9	Jerry Jenkins	7.1
<u>1957-58</u>		<u>1965-66</u>		<u>1973-74</u>	
Leading Scorers	PPG	Leading Scorers	PPG	Leading Scorers	PPG
Bailey Howell	27.8	Dave Williams	19.7	Jerry Jenkins	18.1
Jerry Keeton	11.7	Gary Washington	12.0	Rich Knarr	15.8
Charles Hull	10.4	John Sapen	9.4	Larry Fry	13.5
Leading Rebounders	RPG	Leading Rebounders	RPG	Leading Rebounders	RPG
Bailey Howell	16.2	Dave Williams	10.2	Bill Singletary	8.7
Charles Hull	9.5	Herb Biggs	8.3	Larry Fry	7.7
Jerry Keeton	5.9	Tom Payne	5.2	Jerry Jenkins	6.8
<u>1958-59</u>		<u>1966-67</u>		<u>1974-75</u>	
Leading Scorers	PPG	Leading Scorers	PPG	Leading Scorers	PPG
Bailey Howell	27.5	Dave Williams	15.7	Jerry Jenkins	22.1
Charles Hull	10.6	Gary Washington	11.8	Larry Fry	15.5
Jerry Graves	10.3	John Sapen	9.2	Rich Knarr	12.5
Leading Rebounders	RPG	Leading Rebounders	RPG	Leading Rebounders	RPG
Bailey Howell	15.2	Dave Williams	9.9	Taylor Williams	9.4
Jerry Graves	8.1	Tom Payne	5.4	Larry Fry	8.8
Charles Hull	7.2	John Sapen	4.4	Jerry Jenkins	6.9
<u>1959-60</u>		<u>1967-68</u>		<u>1975-76</u>	
Leading Scorers	PPG	Leading Scorers	PPG	Leading Scorers	PPG
Jerry Graves	18.6	Tom Payne	15.8	Ray White	18.3
Charles Hull	15.2	Dave Williams	12.9	Gary Hooker	17.7
Dave Glasgow	9.8	Manuel Washington	9.8	Taylor Williams	9.5
Leading Rebounders	RPG	Leading Rebounders	RPG	Leading Rebounders	RPG
Jerry Graves	10.4	Dave Williams	10.3	Taylor Williams	7.9
Charles Hull	9.8	Tom Payne	6.5	Wiley Pec	6.8
Dave Glasgow	5.2	Manuel Washington	5.2	Gary Hooker	6.7
<u>1960-61</u>		<u>1968-69</u>		<u>1976-77</u>	
Leading Scorers	PPG	Leading Scorers	PPG	Leading Scorers	PPG
Jerry Graves	21.3	Manuel Washington	15.4	Rickey Brown	19.3
Leland Mitchell	12.9	John Guyton	12.8	Ray White	16.2
W.D. Stroud	12.4	Chuck Wade	12.1	Gary Hooker	14.8
Leading Rebounders	RPG	Leading Rebounders	RPG	Leading Rebounders	RPG
Jerry Graves	10.3	John Guyton	7.2	Rickey Brown	10.8
Leland Mitchell	8.4	Jim Martin	6.8	Wiley Peck	9.3
Joe Dan Gold	6.7	Manuel Washington	6.3	Gary Hooker	7.3

MSU YEARLY LEADERS




<u>1977-78</u>			<u>1985-86</u>			<u>1993-94</u>	
Leading Scorers	PPG		Leading Scorers	PPG		Leading Scorers	PPG
Ray White	14.5		Chauncey Robinson	14.0		Darryl Wilson	16.2
Rickey Brown	13.4		Raymond Brown	11.8		Erick Dampier	11.9
Gary Hooker	10.5		Greg Lockhart	8.8		Marcus Grant	9.8
Leading Rebounders	RPG		Leading Rebounders	RPG		Leading Rebounders	RPG
Wiley Peck	8.4		Chauncey Robinson	7.0		Erick Dampier	8.7
Gary Hooker	7.1		Raymond Brown	5.7		Russell Walters	5.6
Rickey Brown	6.9		Anthony Blakley	4.5		Brian Price	5.0
<u>1978-79</u>			<u>1986-87</u>			<u>1994-95</u>	
Leading Scorers	PPG		Leading Scorers	PPG		Leading Scorers	PPG
Ray White	17.1		Hubert Henderson	14.9		Darryl Wilson	17.8
Greg Grim	16.9		Anthony Blakley	11.7		Erick Dampier	13.1
Rickey Brown	15.4		Greg Lockhart	8.2		Marcus Grant	10.4
Leading Rebounders	RPG		Leading Rebounders	RPG		Leading Rebounders	RPG
Wiley Peck	11.3		Hubert Henderson	9.1		Erick Dampier	9.7
Rickey Brown	8.6		Anthony Blakley	6.0		Brian Price	6.0
Ray White	6.3		Reginald Boykin	3.8		Darryl Wilson	4.7
<u>1979-80</u>			<u>1987-88</u>			<u>1995-96</u>	
Leading Scorers	PPG		Leading Scorers	PPG		Leading Scorers	PPG
Rickey Brown	20.5		Greg Lockhart	9.9		Darryl Wilson	18.0
Greg Grim	14.5		Reginald Boykin	9.7		Dontae' Jones	14.7
Jeff Malone	11.9		Chancellor Nichols	9.2		Erick Dampier	14.5
Leading Rebounders	RPG		Leading Rebounders	RPG		Leading Rebounders	RPG
Rickey Brown	14.4		Carl Nichols	6.6		Erick Dampier	9.3
Kalpatrick Wells	7.7		Chancellor Nichols	6.0		Dontae' Jones	6.8
Jeff Malone	3.3		Reginald Boykin	3.9		Russell Walters	5.5
<u>1980-81</u>			<u>1988-89</u>			<u>1997-97</u>	
Leading Scorers	PPG		Leading Scorers	PPG		Leading Scorers	PPG
Jeff Malone	20.1		Cameron Burns	15.1		Horatio Webster	16.1
Terry Lewis	9.3		Greg Lockhart	13.7		Bart Hyche	12.8
Ron White	8.4		Tony Watts	9.9		Trey Moore	11.2
Leading Rebounders	RPG		Leading Rebounders	RPG		Leading Rebounders	RPG
Kalpatrick Wells	9.1		Cameron Burns	6.3		Tyrone Washington	7.9
Ron White	7.4		Chancellor Nichols	5.1		Horatio Webster	7.4
Jeff Malone	4.2		Greg Carter	3.5		Quentin Smith	3.8
<u>1981-82</u>			<u>1990-90</u>			<u>1997-98</u>	
Leading Scorers	PPG		Leading Scorers	PPG		Leading Scorers	PPG
Jeff Malone	18.6		Cameron Burns	18.2		Horatio Webster	17.0
Terry Lewis	8.6		Greg Carter	13.0		Tyrone Washington	12.9
Butch Pierre	7.9		Tony Watts	11.7		Detrick White	12.2
Leading Rebounders	RPG		Leading Rebounders	RPG		Leading Rebounders	RPG
Kalpatrick Wells	6.6		Cameron Burns	7.3		Tyrone Washington	9.3
Jeff Malone	4.1		Greg Carter	6.8		Horatio Webster	5.2
Terry Lewis	4.1		Todd Merritt	6.7		Detrick White	4.9
<u>1982-83</u>			<u>1990-91</u>			<u>1998-99</u>	
Leading Scorers	PPG		Leading Scorers	PPG		Leading Scorers	PPG
Jeff Malone	26.8		Cameron Burns	16.9		Tyrone Washington	12.7
Terry Lewis	15.2		Greg Carter	15.4		Tang Hamilton	11.3
Butch Pierre	7.4		Tony Watts	12.0		Detrick White	11.1
Leading Rebounders	RPG		Leading Rebounders	RPG		Leading Rebounders	RPG
Kalpatrick Wells	6.8		Greg Carter	7.8		Tyrone Washington	8.4
Kelvin Hildreth	5.3		Todd Merritt	7.2		Oral Roberts	5.9
Terry Lewis	4.5		Cameron Burns	6.1		Tang Hamilton	5.7
<u>1983-84</u>			<u>1991-92</u>			<u>1999-2000</u>	
Leading Scorers	PPG		Leading Scorers	PPG		Leading Scorers	PPG
Ken Harvey	12.7		Tony Watts	19.2		Tang Hamilton	14.4
Kelvin Hildreth	9.5		Chuck Evans	12.2		Robert Jackson	12.3
Butch Pierre	6.9		Johnny Walker	11.1		Antonio Jackson	12.0
Leading Rebounders	RPG		Leading Rebounders	RPG		Leading Rebounders	RPG
Kelvin Hildreth	6.1		Johnny Walker	9.1		Robert Jackson	7.0
Ken Harvey	3.8		Eric Stevens	5.8		Tang Hamilton	6.2
Mackey Whyte	3.5		Greg Anderson	4.1		Michael Gholar	4.4
<u>1984-85</u>			<u>1992-93</u>			<u>2000-01</u>	
Leading Scorers	PPG		Leading Scorers	PPG		Leading Scorers	PPG
Ken Harvey	13.9		Orien Watson	15.4		Antonio Jackson	12.8
Tony Robinson	9.4		Chuck Evans	13.4		Marckell Patterson	12.2
Chauncey Robinson	8.6		Marcus Grant	10.8		Tang Hamilton	12.1
Leading Rebounders	RPG		Leading Rebounders	RPG		Leading Rebounders	RPG
Raymond Brown	5.0		Johnny Walker	7.5		Robert Jackson	7.3
Tony Robinson	4.6		Marcus Grant	4.4		Tang Hamilton	6.8
Ken Harvey	4.4		David Domingue	3.9		Marckell Patterson	4.4




MSU YEARLY LEADERS

<u>2001-02</u>		<u>2007-08</u>		<u>2013-14</u>	
Leading Scorers	PPG	Leading Scorers	PPG	Leading Scorers	PPG
Mario Austin	16.1	Charles Rhodes	17.4	Craig Sword	13.7
Marckell Patterson	12.3	Jamont Gordon	17.2	Gavin Ware	10.0
Timmy Bowers	10.6	Barry Stewart	11.5	Roquez Johnson	9.7
Leading Rebounders	RPG	Leading Rebounders	RPG	Leading Rebounders	RPG
Mario Austin	7.6	Charles Rhodes	7.8	Gavin Ware	7.2
Michael Gholar	6.2	Jarvis Varnado	7.8	Roquez Johnson	4.6
Marckell Patterson	4.2	Jamont Gordon	6.6	Colin Borchert	4.2
<u>2002-03</u>		<u>2008-09</u>		<u>2014-15</u>	
Leading Scorers	PPG	Leading Scorers	PPG	Leading Scorers	PPG
Mario Austin	15.5	Jarvis Varnado	12.9	Craig Sword	11.3
Timmy Bowers	14.6	Barry Stewart	12.4	Gavin Ware	10.0
Michal Ignerski	9.0	Ravern Johnson	12.1	Roquez Johnson	9.3
Leading Rebounders	RPG	Leading Rebounders	RPG	Leading Rebounders	RPG
Mario Austin	7.7	Jarvis Varnado	8.8	Gavin Ware	7.1
Ontario Harper	4.9	Phil Turner	5.5	Roquez Johnson	5.1
Michal Ignerski	4.8	Barry Stewart	3.8	Travis Daniels	3.9
<u>2003-04</u>		<u>2009-10</u>		<u>2015-16</u>	
Leading Scorers	PPG	Leading Scorers	PPG	Leading Scorers	PPG
Lawrence Roberts	16.9	Jarvis Varnado	13.8	Gavin Ware	15.4
Timmy Bowers	15.0	Ravern Johnson	13.2	Craig Sword	13.0
Winsome Frazier	13.1	Dee Bost	13.0	Quinnndary Weatherspoon	12.0
Leading Rebounders	RPG	Leading Rebounders	RPG	Leading Rebounders	RPG
Lawrence Roberts	10.1	Jarvis Varnado	10.3	Gavin Ware	7.8
Brandon Vincent	7.6	Kodi Augustus	5.4	Quinnndary Weatherspoon	4.7
Shane Power	4.2	Dee Bost	4.4	Travis Daniels	4.5
<u>2004-05</u>		<u>2010-11</u>		<u>2016-17</u>	
Leading Scorers	PPG	Leading Scorers	PPG	Leading Scorers	PPG
Lawrence Roberts	16.9	Ravern Johnson	17.6	Quinnndary Weatherspoon	16.5
Winsome Frazier	12.3	Dee Bost	15.3	Lamar Peters	10.7
Shane Power	11.1	Renardo Sidney	14.2	Mario Kegler	9.7
Leading Rebounders	RPG	Leading Rebounders	RPG	Leading Rebounders	RPG
Lawrence Roberts	11.0	Renardo Sidney	10.3	Aric Holman	6.0
Marcus Campbell	5.0	Kodi Augustus	5.4	Mario Kegler	5.5
Ontario Harper	4.9	Wendell Lewis	4.8	Quinnndary Weatherspoon	5.1
<u>2005-06</u>		<u>2011-12</u>		<u>2017-18</u>	
Leading Scorers	PPG	Leading Scorers	PPG	Leading Scorers	PPG
Charles Rhodes	13.8	Arnett Moultrie	16.4	Dee Bost	15.8
Jamont Gordon	13.8	Dee Bost	15.8	Rodney Hood	10.3
Jamall Edmondson	11.0	Rodney Hood	10.3	Leading Rebounders	RPG
Leading Rebounders	RPG	Leading Rebounders	RPG	Arnett Moultrie	10.5
Charles Rhodes	7.1	Arnett Moultrie	10.5	Renardo Sidney	5.2
Jamont Gordon	6.8	Renardo Sidney	5.2	Rodney Hood	4.8
Wesley Morgan	5.3	Rodney Hood	4.8	<u>2012-13</u>	
<u>2006-07</u>		<u>2012-13</u>		<u>2018-19</u>	
Leading Scorers	PPG	Leading Scorers	PPG	Leading Scorers	PPG
Jamont Gordon	16.0	Craig Sword	10.5	Craig Sword	10.5
Charles Rhodes	13.7	Jalen Steele	10.1	Jalen Steele	10.1
Dietric Slater	10.5	Fred Thomas	9.7	Fred Thomas	9.7
Leading Rebounders	RPG	Leading Rebounders	RPG	Leading Rebounders	RPG
Jamont Gordon	7.1	Gavin Ware	6.4	Gavin Ware	6.4
Charles Rhodes	6.2	Colin Borchert	5.0	Colin Borchert	5.0
Dietric Slater	5.7	Roquez Johnson	4.5	Roquez Johnson	4.5



Jim Ashmore led MSU in scoring from 1955-1957.



Leland Mitchell led the Bulldogs in scoring from 1962-63.



Jeff Malone led MSU in scoring for three seasons from 1981-83.

MSU FRESHMAN RECORDS



Points Scored				
Name	Season	G	Pts	Avg
1. Rickey Brown	1976-77	27	520	19.3
2. Ray White	1975-76	26	475	18.3
3. Rich Knarr	1972-73	26	467	18.0
4. Gary Hooker	1975-76	26	461	17.7
5. Jamont Gordon	2005-06	30	413	13.8
6. Dee Bost	2008-09	36	392	10.9
7. Q. Weatherspoon	2015-16	31	371	12.0
8. Erick Dampier	1993-94	29	344	11.9
9. Barry Stewart	2006-07	35	342	9.8
10. Craig Sword	2012-13	32	335	10.5

Scoring Average				
Name	Season	G	Pts	Avg
1. Rickey Brown	1976-77	27	520	19.3
2. Ray White	1975-76	26	475	18.3
3. Rich Knarr	1972-73	26	467	18.0
4. Gary Hooker	1975-76	26	461	17.7
5. Jamont Gordon	2005-06	30	413	13.8
6. Q. Weatherspoon	2015-16	31	371	12.0
7. Erick Dampier	1993-94	29	344	11.9
8. Jeff Malone	1979-80	27	320	11.9
9. Malik Newman	2015-16	29	329	11.3
10. Lamar Peters	2016-17	32	321	10.7

Rebounds				
Name	Season	G	Reb	Avg
1. Rickey Brown	1976-77	27	292	10.8
2. Erick Dampier	1993-94	29	251	8.7
3. Kalpatrick Wells	1979-80	27	209	7.7
4. Gavin Ware	2012-13	32	206	6.4
5. Jamont Gordon	2005-06	30	203	6.8
6. Carl Nichols	1987-88	29	192	6.6
7. Mario Kegler	106-17	32	175	5.5
8. Gary Hooker	1975-76	26	175	6.7
9. Chan. Nichols	1987-88	28	169	6.0
10. Wiley Peck	1975-76	25	169	6.8

Rebounding Average				
Name	Season	G	Reb	Avg
1. Rickey Brown	1976-77	27	292	10.8
2. Erick Dampier	1993-94	29	251	8.7
3. Kalpatrick Wells	1979-80	27	209	7.7
4. Jamont Gordon	2005-06	30	203	6.8
5. Wiley Peck	1975-76	25	169	6.8
6. Gary Hooker	1975-76	26	175	6.7
7. Carl Nichols	1987-88	29	192	6.6
8. Gavin Ware	2012-13	32	206	6.4
9. Chan. Nichols	1987-88	28	169	6.0
10. Ray White	2016-17	32	175	5.5

Assists				
Name	Season	G	Ast	Avg
1. Dee Bost	2008-09	36	156	4.3
2. Jamont Gordon	2005-06	30	129	4.3
3. Rich Knarr	1972-73	26	127	4.9
4. Ben Hansbrough	2006-07	35	112	3.2
5. Lamar Peters	2016-17	30	101	3.4
6. Craig Sword	2012-13	32	75	2.3
7. Gary Ervin	2003-04	30	74	2.5
8. Greg Lockhart	1985-86	30	70	2.3
9. I.J. Ready	2013-14	26	69	2.7
10. Ray White	1975-76	26	69	2.7


Blocked Shots				
Name	Season	G	BS	Avg
1. Jarvis Varnado	2006-07	35	67	1.9
2. Erick Dampier	1993-94	29	65	2.2
3. Rickey Brown	1976-77	27	58	2.1
4. Kalpatrick Wells	1979-80	27	51	1.9
5. Wiley Peck	1975-76	25	37	1.5
6. Chan. Nichols	1987-88	28	30	1.1
7. Fred Thomas	2012-13	32	27	0.8
8. Gavin Ware	2012-13	32	24	0.8
9. Carl Nichols	1987-88	29	21	0.7
10. Gary Hooker	1975-76	26	20	0.8

Steals				
Name	Season	G	Stl	Avg
1. Ray White	1975-76	26	60	2.3
2. Fred Thomas	2012-13	32	56	1.8
3. Craig Sword	2012-13	32	55	1.7
4. Dee Bost	2008-09	36	52	1.4
5. Jeff Norwood	1981-82	27	45	1.7
6. Gary Hooker	1975-76	26	45	1.7
7. Q. Weatherspoon	2015-16	31	42	1.4
8. D. Zimmermann	1999-00	30	36	1.2
9. Ben Hansbrough	2006-07	35	35	1.0
10. Lamar Peters	2016-17	30	34	1.1
Jamont Gordon	2005-06	30	34	1.1

Field Goals Made				
Name	Season	FGM	FGA	Pct
1. Rickey Brown	1976-77	225	443	.508
2. Ray White	1975-76	206	407	.506
3. Gary Hooker	1975-76	186	391	.476
4. Rich Knarr	1972-73	185	426	.434
5. Jamont Gordon	2005-06	139	341	.408
6. Jeff Malone	1979-80	139	303	.459
7. Q. Weatherspoon	2015-16	133	297	.448
Erick Dampier	1993-94	133	226	.589
8. Rodney Hood	2011-12	127	287	.443
10. Craig Sword	2012-13	120	296	.405

Field Goals Attempted				
Name	Season	FGM	FGA	Pct
1. Rickey Brown	1976-77	225	443	.508
2. Rich Knarr	1972-73	185	426	.434
3. Ray White	1975-76	206	407	.506
4. Gary Hooker	1975-76	186	391	.476
5. Jamont Gordon	2005-06	139	341	.408
6. Fred Thomas	2012-13	103	314	.328
7. Dee Bost	2008-09	108	307	.352
8. Jeff Malone	1979-80	139	303	.459
9. Q. Weatherspoon	2015-16	133	297	.448
10. Craig Sword	2012-13	120	296	.405

3-Point Field Goals Made				
Name	Season	FGM	FGA	Pct
1. Barry Stewart	2006-07	68	174	.391
2. Malik Newman	2015-16	61	161	.379
3. Lamar Peters	2016-17	59	161	.366
Reginald Delk	2005-06	59	144	.410
5. Dee Bost	2008-09	54	161	.335
6. Rodney Hood	2011-12	47	129	.364
Ben Hansbrough	2006-07	47	114	.412
8. Tyson Carter	2016-17	44	122	.361
9. Q. Weatherspoon	2015-16	43	109	.394
10. Fred Thomas	2012-13	41	172	.238



Rickey Brown holds six MSU freshman records.



MSU FRESHMAN RECORDS

3-Point Field Goals Att.

Name	Season	FGM	FGA	Pct
1. Barry Stewart	2006-07	68	174	.391
2. Fred Thomas	2012-13	51	172	.298
3. Lamar Peters	2016-17	59	161	.366
Malik Newman	2015-16	61	161	.379
Dee Bost	2008-09	54	161	.335
6. Reginald Delk	2005-06	59	144	.410
7. Rodney Hood	2011-12	47	129	.364
8. Tyson Carter	2016-17	44	122	.361
9. Mario Kegler	2016-17	40	116	.345
10. Ben Hansbrough	2006-07	47	114	.412

Minutes Played

Name	Season	G	Min	Avg
1. Dee Bost	2008-09	36	1,137	31.6
2. Rodney Hood	2011-12	32	1,050	32.8
3. Jamont Gordon	2005-06	30	988	32.9
4. Jeff Norwood	1981-82	27	968	35.9
5. Ray White	1975-76	26	926	35.6
6. Fred Thomas	2012-13	32	917	28.7
7. Mario Kegler	2016-17	32	901	28.2
8. Gary Hooker	1975-76	26	890	34.2
9. Carl Nichols	1987-88	29	884	30.5
10. Craig Sword	2012-13	32	854	26.7

Free Throws Made

Name	Season	FTM	FTA	Pct
1. Dee Bost	2008-09	122	170	.718
2. Jamont Gordon	2005-06	108	167	.647
3. Rich Knarr	1972-73	97	115	.843
4. Gary Hooker	1975-76	89	124	.718
5. Barry Stewart	2006-07	82	107	.766
Craid Sword	2012-13	82	148	.554
7. Erick Dampier	1993-94	78	159	.491
8. Rickey Brown	1976-77	70	97	.722
9. Ray White	1975-76	63	97	.649
10. Q. Weathersoon	2015-16	62	77	.805
Fred Thomas	2012-13	62	78	.795
Carl Nichols	1987-88	62	96	.646

Minutes Average

Name	Season	G	Min	Avg
1. Jeff Norwood	1981-82	27	968	35.9
2. Ray White	1975-76	26	926	35.6
3. Gary Hooker	1975-76	26	890	34.2
4. Jamont Gordon	2005-06	30	988	32.9
5. Rodney Hood	2011-12	32	1,050	32.8
6. Dee Bost	2008-09	36	1,137	31.6
7. Rich Knarr	1972-73	26	819	31.5
8. Rickey Brown	1976-77	27	824	30.5
9. Carl Nichols	1987-88	29	884	30.5
10. Raymond Brown	1984-85	28	813	29.0

Free Throws Attempted

Name	Season	FTM	FTA	Pct
1. Dee Bost	2008-09	122	170	.718
2. Jamont Gordon	2005-06	108	167	.647
3. Erick Dampier	1993-94	78	159	.491
4. Craig Sword	2012-13	82	148	.554
5. Gary Hooker	1975-76	89	124	.718
6. Rich Knarr	1972-73	97	115	.843
7. Barry Stewart	2006-07	82	107	.766
8. Schnider Herard	2016-17	51	103	.495
9. Rickey Brown	1976-77	70	97	.722
10. Ray White	1975-76	63	97	.649



Dee Bost holds MSU freshman records for free throws attempted and made, minutes played and assists.

MSU OPPONENT RECORDS



INDIVIDUAL RECORDS

Most Points Scored:

58, Pete Maravich, LSU (12-22-67 at LSU)

Most Field Goals Made:

22, Pete Maravich, LSU (3-2-70 at Starkville & 12-22-67 at Baton Rouge)

Most Field Goals Attempted:

49, Pete Maravich, LSU (3-3-69 at Starkville)

Best Field Goal Percentage:

1.000 (12-of-12), Durand Macklin, LSU (1-5-80 at Baton Rouge)

Most 3-Point Field Goals Made:

9, Shan Foster, Vanderbilt (3-5-08) at Nashville; 9, Isaiah Swann, Florida State (3-20-07); 9, Brad Boyd, Louisiana-Lafayette (11-23-02 at Starkville)

Most 3-Point FG Attempted:

20, Donald Sims, Appalachian State (11-19-10 at Starkville)

Best 3-Point FG Percentage:

1.000 (7-7), J.J. Frazier, Georgia (2-14-15 at Starkville)

Most Free Throws Made:

18, Dwight Anderson, Kentucky (2-12-79 at Lexington); 18, Kenny Higgs, LSU (1-2-78 at Starkville)

Most Free Throws Attempted:

23, Dwight Anderson, Kentucky (2-12-79 at Lexington); 23, Calvin Natt, Northeast Louisiana (12-5-77 at Starkville)

Best Free Throw Percentage:

1.000 (16-of-16), Eddie Palubinskas, LSU (3-1-73 at Baton Rouge); 1.000 (15-of-15), Eddie Johnson, Auburn (1-20-75 at Auburn)

Most Rebounds:

31, Nate Thurmond, Bowling Green (3-16-63 at East Lansing, MI)

Most Offensive Rebounds:

10, Randolph Morris, Kentucky (3-9-07 at Atlanta, GA); 10, Kevin Hendrix, Alabama (1-28-06 at Tuscaloosa)

Most Defensive Rebounds:

18, Ernie Abercrombie, Oklahoma (2-10-96 at Norman)

Most Assists:

17, Kenny Higgs, LSU (1-19-76 at Starkville)

Most Turnovers:

12, Eddie Johnson, Auburn (1-20-75 at Auburn)

Most Blocked Shots:

11, Theo Ratliff, Wyoming (12-28-94 at Casper, WY)

Most Steals:

8, Rajon Rondo, Kentucky (2-19-05 at Lexington); Jack Givens, Kentucky (1-3-76 at Starkville)

Most Dunks:

8, Eugene McDowell, Florida (1-5-83 at Gainesville); 8, Dominique Wilkins, Georgia (2-10-82 at Athens)

Most Minutes Played:

58, Gerald Glass, Ole Miss [4OT] (1-24-90 at Starkville)

LAST TIME AN

OPPOSING PLAYER . . .

Scored 35 or more points:

37, J.J. Frazier, Georgia (1-24-15 at Starkville)

Scored 38 or more points:

38, Brenton Williams, South Carolina (3-6-13 at Columbia)

Scored 40 or more points:

40, Donald Sims, Appalachian State (11-19-10 at Starkville)

Scored 42 or more points:

43, Stefan Moody, Ole Miss (3-2-16 at Oxford)

Had 21 or more rebounds:

22, Ernie Abercrombie, Oklahoma (2-10-96 at Norman)

Had 12 or more assists:

12, Jabril Durham, Arkansas (1-9-16 at Fayetteville)

Had six or more steals:

6, Jabril Durham, Arkansas (1-9-16 at Fayetteville)

Had six or more blocked shots:

6, Chief Kickingstallionsims, Alabama St. (12-6-08 at Starkville)

LAST TIME AN

OPPOSING TEAM . . .

Scored 100 or more points:

105, Miami (11-19-15 at Puerto Rico)

Was held to 39 points or less:

39, LSU (1-9-08 at Baton Rouge)

Was held to 40-45 points:

44, So. Miss (12-19-16 at Jackson)

Was held to 46-49 points:

46, Arkansas (2-9-16 at Starkville)

Shot 60 percent-plus from the field:

.623 [33-53], at Missouri (3-1-14)

Shot 65 percent-plus from the field:

.702 [40-57], Georgia (2-28-01 at Athens)

Held to less than 30% from field:

.283 [17-60], Missouri-Kansas City (12-29-16 at Starkville)

Made 15 or more 3-pointers:

16, Arkansas (1-9-16 at Fayetteville)

Was held without a 3-pointer:

[0-19], South Carolina (3-2-02 at Columbia)

Attempted 35 or more 3-pointers:

35, Central Arkansas (12-22-12 in Jackson)

Did not attempt a 3-pointer:

LSU (1-30-88 at Baton Rouge)

Shot 95 % or better from the FT line:

1.000 [10-10], St. Mary's (12-29-10 at Las Vegas)

Had 50 or more rebounds:

51, South Carolina (1-26-16 at USC)

Had 25 or more assists:

25, LSU (2-6-16 at Baton Rouge)

Had 25 or more turnovers:

27, Florida Atlantic (11-13-12 at Starkville)

Had 10 or more blocked shots:

11, Arkansas (1-21-15 at Starkville)

Had 16 or more steals:

16, Mississippi Valley State (11-17-14 at Starkville)

TEAM RECORDS

Most Points Scored:

120, Vanderbilt (3-8-69 at Starkville)

Most Field Goals Made:

51, Kentucky (3-8-75 at Starkville)

Most Field Goals Attempted:

103, Tampa (2-15-57 at Tampa)

Best Field Goal Percentage:

.729 (27-of-37), Ole Miss (2-16-80 at Starkville)

Most 3-Point Field Goals Made:

17, Troy (12-10-05 at Starkville)

Most 3-Point FG Attempted:

45, Troy (12-10-05 at Starkville)

Best 3-Point FG Percentage:

.727 (8-of-11), Auburn (2-19-94 at Starkville)

Most Free Throws Made:

40, Vanderbilt (1-26-80 at Nashville); Kentucky (2-12-79 at Lexington); Auburn (1-20-75 at Auburn); Florida (2-26-72 at Gainesville)

Most Free Throws Attempted:

56, Kentucky (2-12-79 at Lexington)

Best FT Percentage (Min. 15 FTM):

1.000 (19-of-19), Kentucky (1-10-83 at Starkville)

Best Free Throw Percentage (Min. 20 FTM):

.972 (35-of-36), Vanderbilt (2-26-86 at Nashville)

Most Rebounds:

75, Florida (2-19-55 at Gainesville)

Most Offensive Rebounds:

28, Troy State (11-30-93 at Starkville)

Most Defensive Rebounds:

41, LSU (11-11-09 at Starkville)

Most Assists:

33, Kentucky (1-23-80 at Starkville)

Most Turnovers:

37, Southern Miss (12-2-76 at Starkville)

Most Blocked Shots:

12, Stanford (12-21-99 at Oakland, CA); 12, Kentucky (2-16-10 at Starkville); 12, Texas (11-21-12 at Maui)

Most Steals:

23, Kentucky (1-9-91 at Lexington)



MSU TEAM RECORDS

Most Points Scored:
Game: 123 vs. Troy State (12-5-95)
Season: 2692 (2006-07)

Fewest Points Scored (Since 1950):
Game: 20 vs. Georgia (1-13-82)
Season: 1234 (1952-53)

Most Combined Points Scored:
Game: 216; MSU 110, Vanderbilt 106-OT (12-6-79)

Fewest Combined Points (Since 1950):
Game: 39; MSU 23 at Ole Miss 16 (2-28-59)

Highest Scoring Average:
Season: 84.8 (1956-57)

Lowest Scoring Average (Since 1950):
Season: 49.5 (1981-82)

Most Points Allowed:
Game: 120 vs. Vanderbilt (3-8-69)
Season: 2479 (2008-09)

Fewest Points Allowed (Since 1950):
Game: 16 at Ole Miss (2-28-59)
Season: 1340 (1952-53)

Most Field Goals Made:
Game: 50 vs. SE La. (1-27-64)
Season: 951 (2006-07)

Fewest Field Goals Made (Since 1950):
Game: 7 vs. Vanderbilt (2-23-13)
Season: 433 (1952-53)

Most Field Goals Attempted:
Game: 115 vs. Howard College (12-2-55)
Season: 2071 (2006-07)

Fewest Field Goals Attempted (Since 1954):
Game: 20 vs. Georgia (1-13-82)
Season: 1077 (1981-82)

Highest Field Goal Percentage:
Game (Min. 30 FGA): .710 (22-31) at Tennessee (2-17-82)
Season: .513 [892-1739] (1978-79)

Most 3-Point Field Goals Made:
Game: 17 vs. Southern Miss (12-19-16)
Season: 296 (2008-09)

Fewest 3-Point Field Goals Made:
Game: 0, Last time: at Arkansas (2-7-15)
Season: 58 (1986-87)

Most 3-Point FG Attempted:
Game: 39 at Alabama (2-21-09)
Season: 918 (2009-10)

Fewest 3-Point FG Attempted:
Game: 0 vs. Ole Miss (1-14-87)
Season: 211 (1986-87)

Highest 3-Point FG Percentage:
Game (Min. 10 FGA): .800 (8-10) vs. Tennessee-Martin (11-27-91)
Season: .384 [214-558] (1995-96)

Most Free Throws Made:
Game: 41 vs. LSU (2-11-09)
Season: 603 (1956-57)

Fewest Free Throws Made (Since 1950):
Game: 0, Last time: vs. Auburn (2-11-95)
Season: 250 (1986-87)

Most Free Throws Attempted:
Game: 58 at Arkansas (12-13-52)
Season: 882 (1956-57)

Fewest Free Throws Attempted (Since 1950):
Game: 0, Last time: vs. Georgia (1-13-82)
Season: 370 (1986-87)

Highest Free Throw Percentage:
Game (Min. 15 FTA): 1.000 (15-of-15) at Tennessee (1-26-74)
Season: .769 [496-645] (1967-68)

Most Rebounds:
Game: 85 vs. La. College (12-11-61)
Season: 1406 (2009-10)

Fewest Rebounds (Since 1950):
Game: 11 vs. Ole Miss (2-20-82)
Season: 581 (1981-82)

Highest Rebounding Average:
Season: 50.5 (1956-57)

Lowest Rebounding Average (Since 1950):
Season: 21.5 (1981-82)

Most Offensive Rebounds:
Game: 31 vs. Mississippi Valley St. (11-21-00)
Season: 496 (2000-01)

Most Defensive Rebounds:
Game: 44 vs. Mississippi Valley St. (11-21-00); vs. Tennessee Tech (1-5-93)
Season: 1011 (2009-10)

Most Assists:
Game: 34 vs. Chicago St. (12-4-75)
Season: 566 (2001-02)

Most Turnovers:
Game: 34 at Evansville (12-17-75)
Season: 583 (2001-02 & 1995-96)

Fewest Turnovers:
Game: 4 vs. Kentucky (1-15-79); 4 vs. Louisiana Tech (11-10-07)
Season: 376 (1984-85)

Most Blocked Shots:
Game: 16 vs. Georgia (1-12-08)
Season: 271 (2008-09 & 2009-10)

Most Steals:
Game: 27 vs. Samford (12-29-75); vs. SW Louisiana (12-6-75)
Season: 294 (2001-02)

Most Dunks:
Game: 15 vs. Troy State (11-30-93)
Season: 145 (2007-08)

Most Personal Fouls:
Game: 41 at Kentucky (2-12-79)
Season: 638 (2016-17)

Most Disqualifications:
Game: 6 at Kentucky (2-12-79)
Season: 34 (1956-57)

LONGEST WINNING STREAKS

- 19 Jan. 15, 1962 to Dec. 15, 1962
- 18 Jan. 5, 1959 to Dec. 7, 1959
- 17 Jan. 31, 1913 to Feb. 10, 1914
- 14 Feb. 15, 1958 to Dec. 30, 1958
- 13 Nov. 22, 2003 to Jan. 10, 2004
- 12 Feb. 28, 1957 to Jan. 6, 1958
- 12 Feb. 20, 1914 to Feb. 6, 1915
- 12 Feb. 16, 1911 to Jan. 24, 1913

LONGEST LOSING STREAKS

- 14 Jan. 7, 1955 to Feb. 21, 1955
- 13 Jan. 25, 2014 to March 8, 2014
- 13 Jan. 15, 2013 to Feb. 27, 2013
- 11 Dec. 12, 1981 to Jan. 23, 1982
- 10 Feb. 10, 1945 to Jan. 18, 1946
- 9 Jan. 17, 1987 to Feb. 14, 1987
- 9 Feb. 4, 1981 to March 4, 1981
- 9 Jan. 26, 1951 to March 1, 1951
- 9 Feb. 4, 1949 to Dec. 3, 1949
- 9 Feb. 5, 1909 to Feb. 8, 1911

LONGEST SEC WINNING STREAKS

- 13 Jan. 15, 1962 to Jan. 5, 1963
- 13 Jan. 5, 1959 to Feb. 28, 1959
- 10 Feb. 22, 1960 to Feb. 11, 1961
- 10 Feb. 17, 1942 to Dec. 18, 1942
- ^9 Mar. 5, 2009 to Jan. 16, 2010
- 8 Jan. 17, 2004 to Feb. 14, 2004
- *8 Feb. 16, 2002 to Mar. 10, 2002
- 7 Feb. 17, 1979 to Jan. 2, 1980
- 7 Jan. 12, 1963 to Feb. 11, 1963

LONGEST SEC LOSING STREAKS

- 16 Feb. 4, 1981 to Jan. 23, 1982
- 16 Feb. 10, 1945 to Feb. 15, 1946
- 13 Jan. 25, 2014 to March 8, 2014
- 13 Jan. 15, 2013 to Feb. 27, 2013
- 11 Feb. 20, 1985 to Jan. 22, 1986
- 11 Jan. 7, 1955 to Feb. 19, 1955
- 9 Jan. 17, 1987 to Feb. 14, 1987

LONGEST HOME WINNING STREAKS

- 35 Jan. 14, 1957 to Dec. 12, 1959
- 25 Dec. 2, 1961 to Dec. 2, 1963
- 19 Feb. 11, 1920 to Feb. 9, 1922
- 14 Jan. 22, 2003 to Jan. 10, 2004
- 14 Jan. 31, 1913 to Jan. 31, 1914
- 13 Jan. 23, 1978 to Jan. 15, 1979
- 13 Feb. 22, 1960 to Feb. 11, 1961
- 12 Feb. 25, 2004 to Feb. 12, 2005
- 11 Feb. 1, 1916 to Feb. 17, 1917
- 10 Feb. 5, 1923 to Feb. 16, 1924
- 10 Feb. 20, 1914 to Feb. 6, 1915

* - Includes 3 SEC Tournament wins
^ - Includes 4 SEC Tournament wins

SEC STATISTICAL TITLES & LEADERS



SEC Team Statistical Titles


Season	Statistical Category	Statistic
1960-61	Scoring Offense	77.0 ppg
1976-77	Field Goal % Defense	44.0 FG%
1976-77	Rebounding	45.9 rpg
1977-78	Scoring Defense	67.1 ppg
1979-80	Rebounding	42.0 rpg
1980-81	Rebound Margin	+4.9 rpg
1983-84	Rebound Defense	28.1 rpg
1984-85	Rebound Defense	30.1 rpg
1986-87	Scoring Defense	65.5 ppg
1986-87	Free Throw % Defense	66.5 FT%
1987-88	Scoring Defense	65.0 ppg
1987-88	3-Point FG % Defense	31.4 FG%
1990-91	Free Throw % Defense	62.0 FT%
1993-94	Field Goal % Defense	39.1 FG%
1995-96	Field Goal Percentage	32.6 rpg
1995-96	Rebound Margin	+6.3 rpg
1998-99	3-Point FG % Defense	30.3 FG%
2000-01	Rebound Defense	33.3 rpg
2000-01	Rebound Margin	+7.9 rpg
2001-02	Field Goal Percentage	48.0 FG%
2001-02	Rebound Margin	+6.5 rpg
2002-03	Scoring Defense	59.7 ppg
2002-03	Field Goal % Defense	40.1 FG%
2002-03	3-Point FG % Defense	32.7 FG%
2002-03	Rebound Margin	+6.2 rpg
2002-03	Steals	8.65 spg
2003-04	Scoring Offense	77.3 ppg
2003-04	Scoring Margin	+10.7 ppg
2003-04	Rebounding	41.0 rpg
2003-04	Rebound Margin	+8.0 rpg
2003-04	Steals	9.33 spg
2004-05	Rebounding	40.9 rpg
2004-05	Rebound Margin	+8.5 rpg
2006-07	Field Goal % Defense	40.3 FG%
2006-07	Rebounding	39.0 rpg
2006-07	Blocked Shots	6.34 bpg
2007-08	Scoring Defense	65.5 ppg
2007-08	Field Goal % Defense	37.0 FG%
2007-08	Rebound Offense	40.7 rpg
2007-08	Blocked Shots	7.85 bpg
2008-09	Blocked Shots	7.53 bpg
2008-09	3-Point Field Goals Made	8.22 pg
2009-10	Blocked Shots	7.5
2009-10	3-Point Field Goals Made	9.1
2009-10	Defensive Rebounds	10.11
2010-11	Defensive Rebounds	8.13
2010-11	3-Point Field Goals Made	7.9

SEC Individual Leaders



Season	Statistical Category	Statistic
1957-58	Bailey Howell (Scoring)	27.8 ppg
1958-59	Bailey Howell (Scoring)	25.5 ppg
1964-65	Paul Smith (FT%)	92.7 FT%
1973-74	Bill Singletary (FG%)	66.5 FG%
1975-76	Al Perry (Assists)	8.0 apg
1978-79	Wiley Peck (FG%)	64.4 FG%
1978-79	Wiley Peck (Rebounds)	11.3 rpg
1979-80	Rickey Brown (Rebounds)	14.4 rpg
1982-83	Jeff Malone (Scoring)	26.8 ppg
1989-90	Cameron Burns (FG%)	59.7 FG%
1991-92	Tony Watts (FT%)	84.8 FT%
1991-92	Chuck Evans (Assists)	7.8 apg
1991-92	Chuck Evans (Steals)	3.0 spg
1992-93	Chuck Evans (Assists)	8.1 apg
1992-93	Chuck Evans (Steals)	2.8 spg
1994-95	Erick Dampier (FG%)	64.0 FG%
1994-95	Darryl Wilson (3FG/game)	3.1 3pg
1995-96	Darryl Wilson (FT%)	79.6 FT%
1996-97	Tyrone Washington (Blocks)	2.0 bpg
1997-98	Tyrone Washington (FG%)	53.1 FG%
1997-98	Detrick White (Assists)	5.5 apg
1998-99	Detrick White (Assists)	5.6 apg
2001-02	Derrick Zimmerman (Assists)	6.0 apg
2002-03	Derrick Zimmerman (Assists)	5.6 apg
2003-04	Winsome Brazier (Steals)	2.4 spg
2004-05	Lawrence Roberts (Rebs)	11.0 rpg
2007-08	Jarvis Varnado (Blocks)	5.6 bpg
2008-09	Jarvis Varnado (Blocks)	4.7 bpg
2009-10	Jarvis Varnado (Rebounds)	10.3 rpg
2009-10	Jarvis Varnado (Def. Rebs)	7.3 rpg
2009-10	Jarvis Varnado (Blocks)	4.7 bpg
2009-10	Jarvis Varnado (FG%)	58.2 FG%
2011-12	Arnett Moultrie (Rebounds)	10.5 rpg
2011-12	Arnett Moultrie (Off. Rebs)	3.7 rpg
2011-12	Dee Bost (Assists)	5.5 apg
2011-12	Dee Bost (Minutes)	36.3 mpg
2015-16	Gavin Ware (FG%)	61.4 FG%



Babe McCarthy-coached 1958-59 (top) and 1961-62 (bottom) teams led the nation in won-lost percentage with identical 24-1 records (.960) en route to claiming SEC titles at 13-1.



The tandem of Bailey Howell (left) and Jim Ashmore finished the 1956-57 season ranked sixth (28.3 ppg) and ninth (25.9 ppg), respectively, nationally in scoring.



Bailey Howell (left) ranked among the nation's Top 10 scoring and rebounding leaders during each of his three MSU seasons, while Jeff Malone (right) finished his senior season (1982-83) as the NCAA's No. 2 scoring leader behind Texas Southern's Harry Kelly.



MSU TEAM SUPERLATIVES

MSU'S 100-POINT GAMES

Opponent (Date)	Pts
1. TROY STATE (12-5-95)	123
2. SOUTHEASTERN LA. (11-25-95)	121
UNION (12-4-58)	121
4. ALCORN STATE (12-18-90)	120
5. TROY STATE (11-30-93)	118
6. Louisiana College (12-10-60)	117
7. UNION (12-5-60)	115
8. HOWARD COLLEGE (12-5-57)	114
9. SOUTHEASTERN LA. (12-1-88)	113
CHICAGO STATE (12-4-75)	113
SOUTHEASTERN LA. (1-27-64)	113
LOUISIANA COLLEGE (12-11-61)	113
at Tampa (2-15-57)	113
14. CENTENARY (11-29-89)	112
15. TENNESSEE TECH (1-5-93)	110
VANDERBILT [OT] (12-6-79)	110
SAMFORD (12-5-73)	110
18. TENNESSEE TECH (11-26-90)	109
19. HOWARD COLLEGE (12-2-55)	108
20. ARKANSAS-PINE BLUFF (11-23-99)	107
NE MISSOURI STATE (12-9-76)	107
at Birmingham-Southern (1-31-52)	107
23. EASTERN WASHINGTON (11-13-15)	106
TROY (12-10-11)	106
SOUTHEASTERN LA. (11-28-94)	106
DELTA STATE (1-1-63)	106
CHRISTIAN BROTHERS (12-19-62)	106
at Delta State (1-29-62)	106
HOWARD COLLEGE (12-3-56)	106
30. ST. BONAVENTURE (12-5-09)	105
AUBURN (3-2-04)	105
Arkansas-Pine Bluff (11-17-98)	105
LOUISIANA TECH (12-2-63)	105
at Florida (2-14-59)	105
35. Jacksonville State (12-15-05)	104
FLORIDA A&M (12-20-04)	104
Louisiana-Monroe (12-15-01)	104
OLE MISS [4OT] (1-24-90)	104
FLORIDA [2OT] (2-3-75)	104
40. MISSISSIPPI COLLEGE (1-8-51)	103
41. NORTH ALABAMA (11-10-08)	102
ALABAMA A&M (11-30-00)	102
FLORIDA INTERNATIONAL (12-6-82)	102
VANDERBILT (1-29-77)	102
SEWANEE (12-7-70)	102
ARKANSAS STATE (12-17-56)	102
47. BRADLEY (3-17-07)	101
OLE MISS [2OT] (1-11-79)	101
OLE MISS (1-23-65)	101
50. ALABAMA A&M (12-2-02)	100
JACKSONVILLE (11-30-02)	100
OLE MISS (1-27-75)	100
at Ole Miss (1-30-56)	100

OPPONENT 100-POINT GAMES

Opponent (Date)	Pts
1. VANDERBILT (3-8-69)	120
2. KENTUCKY (3-8-75)	118
3. at Arkansas (2-20-93)	115
4. at Louisville (12-8-54)	113
5. at Kentucky (2-1-75)	112
6. at Kentucky (1-5-70)	111
at LSU (12-22-67)	111
8. at Tulane (2-6-56)	110
at Kentucky (2-11-52)	110
10. at Tennessee (2-24-75)	109
at LSU (2-2-70)	109
12. at Kentucky (3-4-74)	108
13. FLORIDA [2OT] (2-3-75)	107
at Kentucky (2-17-68)	107
15. VANDERBILT [OT] (12-6-79)	106
16. at Memphis State (1-27-56)	105
vs. Miami (11-19-15)	105
18. at Vanderbilt (3-9-72)	104

at Kentucky (1-10-72)	104
at Virginia Tech (12-19-64)	104
at Tennessee (2-8-58)	104
22. at Austin Peay State (1-22-92)	103
KENTUCKY (2-18-67)	103
at LSU (1-14-52)	103
25. OLE MISS [4OT] (1-24-90)	102
at Kentucky (12-4-89)	102
at Missouri (12-7-74)	102
at Kentucky (2-8-71)	102
at Vanderbilt (12-14-68)	102
at Florida State (2-21-55)	102
at Arkansas (12-13-52)	102
32. UMASS (3-13-12)	101
33. at Florida (1-7-87)	100
at Kentucky [OT] (2-12-73)	100
at Vanderbilt (1-13-62)	100

MSU'S BIGGEST WINS

Opponent (Date)	Score	Mar
1. BROWN/SVILLE (1-22-1909)	75-0	+75
2. LOYOLA [N.O.] (12-14-96)	98-32	+66
OLE MISS (2-26-14)	84-18	+66
4. at Columbus AC (1-24-09)	61-1	+60
5. HOWARD COL. (12-5-57)	114-57	+57
at Meridian (12-19-24)	65-8	+57
7. UNION (12-5-60)	115-59	+56
8. ALCORN STATE (12-18-90)	120-65	+55
MILLSAPS COL. (1-14-14)	63-8	+55
10. OLE MISS (2-25-14)	68-15	+53
11. ST. BONAVENTURE (12-5-09)	105-53	+52
Arkansas-PB (11-17-98)	105-53	+52
SE-LOUISIANA (12-1-88)	113-61	+52
14. NEW ORLEANS	97-46	+51
MISSISSIPPI COL. (1-8-51)	103-52	+51
15. TROY STATE (12-5-95)	123-73	+50
MISSISSIPPI CO. (1-15-15)	53-3	+50
MISSISSIPPI CO. (1-14-15)	50-0	+50
18. NE MISSOURI ST. (12-9-76)	107-58	+49
19. UNION (2-1-12)	66-18	+48
UNION (2-16-11)	66-18	+48
21. HOWARD COL. (2-11-20)	56-10	+46

MSU'S BIGGEST WINS (SINCE 1950)

Opponent (Date)	Score	Mar
1. LOYOLA [N.O.] (12-14-96)	98-32	+66
2. HOWARD COL. (12-5-57)	114-57	+57
3. UNION (12-5-60)	115-59	+56
4. ALCORN STATE (12-18-90)	120-65	+55
5. ST. BONAVENTURE (12-5-09)	105-53	+52
Arkansas-PB (11-17-98)	105-53	+52
SE-LA. (12-1-88)	113-61	+52
8. NEW ORELANS (1-3-13)	97-46	+51
MISSISSIPPI CO. (1-8-51)	103-52	+51
9. TROY STATE (12-5-95)	123-73	+50
10. NE MISSOURI ST. (12-9-76)	107-58	+49
11. TENNESSEE TECH (1-5-93)	110-65	+45
Prairie View A&M (11-29-91)	97-52	+45
at Southwestern (12-6-58)	91-46	+45
14. LOUISIANA TECH (12-2-63)	105-61	+44
15. SE-LA. (11-25-95)	121-78	+43
LOUISIANA CO. (12-11-61)	113-70	+43
UNION (12-4-58)	121-78	+43
HOWARD COL. (12-2-55)	108-65	+43
19. Southern Miss (12-19-16)	86-44	+42
Jacksonville State (12-22-04)	95-53	+42
ALABAMA A&M (12-2-02)	100-58	+42
ALABAMA A&M (11-30-00)	102-60	+42
OLE MISS (1-14-95)	94-52	+42
24. NORTH ALABAMA (11-19-08)	102-61	+41

MSU TEAM SUPERLATIVES



MSU'S BIGGEST LOSSES

Opponent (Date)	Score	Mar
1. at Arkansas (2-20-93).....	58-115	-57
2. at Alabama (1-18-05).....	49-98	-49
at Louisville (12-8-54).....	64-113	-49
4. at Houston (12-18-81).....	49-96	-47
at Vanderbilt (2-14-49).....	43-90	-47
vs. North Carolina (11-19-12).....	49-95	-46
7. at Florida (1-7-87).....	56-100	-44
at Kentucky (2-11-52).....	66-110	-44
9. MISSOURI (2-13-13).....	36-78	-42
at LSU (2-8-46).....	31-73	-42
11. VANDERBILT (2-23-13).....	31-72	-41
VANDERBILT (2-27-93).....	39-80	-41
at Kentucky (1-6-88).....	52-93	-41
14. at Kentucky (3-4-74).....	69-108	-39
15. KENTUCKY (3-8-75).....	80-118	-38
at Tulane (2-6-56).....	72-110	-38
17. VANDERBILT (3-8-69).....	83-120	-37
OLE MISS (2-10-45).....	24-61	-37
19. at LSU (2-13-35).....	31-67	-36
20. FLORIDA.....	47-82	-35
at Kentucky (1-5-70).....	76-111	-35
at LSU (2-27-53).....	47-82	-35
at Ole Miss (2-27-51).....	60-95	-35
at Vanderbilt (2-13-50).....	50-85	-35
at LSU (1-29-45).....	27-62	-35
at Alabama (2-24-36).....	19-54	-35

REBOUNDS

Opponent (Date)	Rebs
1. LOUISIANA COLLEGE (12-11-61).....	85
2. UNION (12-5-60).....	82
3. NORTHEAST LOUISIANA (1-27-62).....	76
4. MISSISSIPPI VALLEY ST. (11-21-00).....	75
5. Cincinnati (11-30-79).....	71
SOUTHWESTERN LA. (12-4-61).....	71
7. SOUTHWESTERN (12-7-57).....	70
8. TULANE (2-4-63).....	68
DELTA STATE (1-3-61).....	68
SOUTHEASTERN LA. (12-3-60).....	68
11. BIRMINGHAM-SOUTHERN (12-7-77).....	67
Louisiana College (12-10-60).....	67
13. Northwestern State (11-21-98).....	66
NORTHEAST MISSOURI ST. (12-9-76).....	66
at Virginia Tech (12-19-64).....	66
16. at LSU (2-23-63).....	65
GEORGIA TECH (1-14-63).....	65

FIELD GOALS MADE

Opponent (Date)	FGM
1. SOUTHEASTERN LA. (1-27-64).....	50
2. Louisiana College (12-10-60).....	49
MISSISSIPPI COLLEGE (1-8-51).....	49
4. CHICAGO STATE (12-4-75).....	48
CHRISTIAN BROTHERS (12-19-62).....	48
6. TROY STATE (12-5-95).....	47
VANDERBILT (12-6-79).....	47
SAMFORD (12-5-73).....	47
at Delta State (1-29-62).....	47
10. FLORIDA (2-3-75).....	46
UNION (12-4-58).....	46
12. Louisiana-Monroe (12-15-01).....	45
NICHOLLS STATE (11-17-01).....	45
TROY STATE (11-30-93).....	45
OLE MISS (1-27-75).....	45
HOWARD COLLEGE (12-5-57).....	45
HOWARD COLLEGE (12-3-56).....	45
HOWARD COLLEGE (12-2-55).....	45

FIELD GOALS ATTEMPTED

Opponent (Date)	FGA
1. HOWARD COLLEGE (12-2-55).....	115
2. UNION (12-5-60).....	112

3. LOUISIANA COLLEGE (12-11-61).....	107
4. SOUTHEASTERN LA. (1-27-64).....	105
5. at Virginia Tech (12-19-64).....	103
6. SOUTHWESTERN (12-12-55).....	101
at Tennessee (2-23-52).....	101
8. TENNESSEE (1-5-53).....	99
9. DELTA STATE (12-9-61).....	98
10. LOUISIANA COLLEGE (12-12-59).....	97
11. at Ole Miss (2-17-73).....	96
CHRISTIAN BROTHERS (12-19-62).....	96
13. at Delta State (1-29-62).....	95
14. TULANE (2-4-63).....	94
15. at Kentucky (2-12-73).....	93
16. GEORGIA (2-20-56).....	92

3-POINT FIELD GOALS MADE

Opponent (Date)	FGM
1. Southern Miss (12-19-16).....	17
2. TROY (12-10-11).....	16
ARKANSAS (2-7-09).....	16
ST. BONAVENTURE (12-5-09).....	16
5. North Carolina A&T (12-12-10).....	15
6. at Kentucky (2-3-09).....	15
WESTERN KENTUCKY (1-5-09).....	14
SANTA CLARA (12-3-05).....	14
AUBURN (3-2-04).....	14
ALABAMA (3-4-00).....	14
OLD DOMINION (12-19-96).....	14
CENTENARY (12-22-09).....	14
13. LSU (2-3-07).....	13
NICHOLLS STATE (11-21-04).....	13
SOUTH CAROLINA (3-3-01).....	13
CENTENARY (12-11-99).....	13
at Tennessee (1-16-93).....	13

3-POINT FIELD GOALS ATT.

Opponent (Date)	FGA
1. KENTUCKY (2-16-10).....	35
at Alabama (2-21-09).....	35
NICHOLLS STATE (11-21-04).....	35
4. GEORGIA STATE (12-4-16).....	34
AUBURN (2-13-10).....	34
at Vanderbilt (2-3-10).....	34
at Auburn (2-14-09).....	34
AUBURN (2-11-95).....	34
8. at Auburn (3-3-10).....	33
MISSISSIPPI VALLEY ST. (12-28-09).....	33
TROY (12-10-05).....	33
11. TENNESSEE (3-6-10).....	32
UCLA (3-23-95).....	32
13. SOUTHERN UNIVERSITY (11-16-15).....	31
UMASS (3-13-12).....	31
TROY (12-10-11).....	31
GEORGIA (1-16-10).....	31
at Auburn (3-1-95).....	31



Jarvis Varnado finished his MSU career with an NCAA record 564 blocked shots.



MSU TEAM SUPERLATIVES

FREE THROWS MADE

Opponent (Date)	FTM
1. LSU (2-11-09).....	41
2. AUBURN (2-19-73).....	40
3. SOUTHEASTERN LA. (12-1-88).....	39
at Arkansas (12-13-52).....	39
5. Old Dominion (1-1-97).....	36
DELTA STATE (1-1-63).....	36
7. Hawaii (1-3-73).....	35
NORTHEAST LOUISIANA (1-27-62).....	35
FLORIDA (2-15-60).....	35
GEORGIA TECH (1-10-59).....	35
at Memphis State (1-27-56).....	35
12. at Missouri (12-7-74).....	34
George Washington (12-28-63).....	34
at Vanderbilt (1-13-62).....	34
at Florida (2-16-57).....	34
16. FLORIDA A&M (12-17-13).....	33
ARKANSAS STATE (12-8-01).....	33
Louisiana-Lafayette (12-28-00).....	33
OLE MISS (1-11-79).....	33
at Tennessee (2-10-62).....	33
21. ARKANSAS (2-27-02).....	32
OLE MISS (1-27-01).....	32
AUBURN (1-3-93).....	32
SOUTHERN MISSISSIPPI (12-2-76).....	32
at Georgia (1-29-73).....	32
VANDERBILT (1-14-61).....	32
SPRING HILL (12-13-60).....	32

FREE THROWS ATTEMPTED

Opponent (Date)	FTA
1. at Arkansas (12-13-52).....	58
2. SOUTHEASTERN LA. (12-1-88).....	56
3. LSU (2-11-09).....	52
4. Tennessee (3-10-94).....	51
5. OLE MISS (2-12-94).....	50
6. at Memphis State (1-27-56).....	49
7. ARKANSAS-LITTLE ROCK (11-21-01).....	48
AUBURN (2-19-73).....	48
at LSU (1-30-60).....	48
10. NORTHWESTERN STATE (11-29-97).....	47
Old Dominion (1-1-97).....	47
at Vanderbilt (1-13-62).....	47
13. OLE MISS (1-11-79).....	46
SOUTHERN MISSISSIPPI (12-2-76).....	46
at Georgia (2-20-61).....	46
16. FLORIDA A&M (12-17-13).....	45
ARKANSAS (2-27-02).....	45
OLE MISS (1-14-95).....	45
at LSU (2-22-57).....	45
at Florida (2-16-57).....	45
21. TENNESSEE (1-7-15).....	44
ARKANSAS STATE (12-8-01).....	44
OLE MISS (1-27-01).....	44
AUBURN-MONTGOMERY (11-27-81).....	44
Hawaii (1-3-73).....	44
George Washington (12-28-63).....	44
at LSU (2-3-62).....	44
GEORGIA TECH (1-10-59).....	44
KENTUCKY (2-11-57).....	44
UNION (11-30-56).....	44
at LSU (2-4-56).....	44

ASSISTS

Opponent (Date)	Ast
1. CHICAGO STATE (12-4-75).....	34
2. TROY STATE (11-30-93).....	32
Cincinnati (11-30-79).....	32
NORTHEAST MISSOURI ST. (12-9-76).....	32
5. Louisiana-Monroe (12-15-01).....	31
TROY STATE (12-5-95).....	31
7. TROY (12-10-11).....	30
ALCORN STATE (12-18-90).....	30
LSU (2-15-75).....	30
SAMFORD (12-5-73).....	30
11. FLORIDA TECH (2-8-94).....	28
TENNESSEE TECH (11-26-90).....	28
MISSOURI WESTERN (1-27-76).....	28
LSU (1-19-76).....	28

BLOCKED SHOTS

Opponent (Date)	BS
1. GEORGIA (1-12-08).....	16
2. FAIRLEIGH DICKINSON (11-22-08).....	15
CENTENARY (11-15-09).....	15
New Orleans (12-21-06).....	15
KENTUCKY (1-15-08).....	15
6. TEXAS-PAN AMERICAN (11-24-09).....	14
NE MISSOURI ST. (12-9-76).....	14
8. ARKANSAS (1-14-10).....	13
WRIGHT STATE (12-16-09).....	13
at Kentucky (2-3-09).....	13
NORTH ALABAMA (11-19-08).....	13
12. Troy (11-26-10).....	12
ALABAMA (2-24-10).....	12
MISSISSIPPI VALLEY ST. (12-28-09).....	12
LOUISIANA-MONROE (11-17-08).....	12
Loyola Marymount (12-19-07).....	12
Miami [FL] (12-13-07).....	12
ALABAMA (3-4-07).....	12
FLORIDA (2-1-05).....	12
Northwestern State (11-21-98).....	12
BRIGHAM YOUNG (12-2-95).....	12
MISSOURI-KANSAS CITY (2-2-94).....	12

STEALS

Opponent (Date)	Stl
1. SAMFORD (12-29-75).....	27
SOUTHWESTERN LA. (12-6-75).....	27
3. NICHOLLS STATE (11-17-01).....	20
4. SOUTHEASTERN LA. (12-1-88).....	19
SOUTHERN MISSISSIPPI (12-11-84).....	19
6. Prairie View A&M (11-29-91).....	18
TENNESSEE-MARTIN (11-27-91).....	18



MSU TEAM SEASON HIGHS



GAMES PLAYED

GP	Season
1.	36.....2009-10
2.	36.....2008-09
3.	35.....2006-07
4.	35.....2001-02
5.	34.....2007-08
6.	34.....2004-05
7.	34.....1995-96
8.	33.....2013-14
9.	33.....2011-12
10.	33.....1998-99

WINS

W	Season
1.	27.....2001-02
2.	26.....2003-04
3.	26.....1995-96
4.	24.....2009-10
5.	24.....1961-62
6.	24.....1958-59
7.	23.....2008-09
8.	23.....2007-08
9.	23.....2004-05
10.	22.....1994-95
11.	22.....1962-63
12.	21.....2011-12
13.	21.....2006-07
14.	21.....2002-03
15.	20.....1998-99
16.	20.....1990-91
17.	20.....1957-58

SEC WINS

W	Season
1.	14.....2003-04
2.	13.....1990-91
3.	13.....1977-78
4.	13.....1961-62
5.	13.....1958-59
6.	13.....1942-43
7.	12.....2007-08
8.	12.....1994-95
9.	12.....1962-63
10.	11.....1978-79
11.	11.....1960-61
12.	10.....2001-02
13.	10.....1995-96
14.	10.....1965-66

LOSSES

L	Season
1.	22.....2012-13
2.	22.....1985-86
3.	21.....1986-87
4.	19.....2014-15
5.	19.....2013-14
6.	19.....1983-84
7.	19.....1981-82
8.	19.....1980-81
9.	18.....1996-97
10.	18.....1969-70
11.	17.....2015-16
12.	17.....1974-75
13.	17.....1968-69
14.	17.....1967-68
15.	17.....1963-64
16.	17.....1954-55

SEC LOSSES

L	Season
1.	15.....2013-14
2.	15.....1986-87
3.	15.....1985-86
4.	15.....1980-81
5.	15.....1969-70
6.	14.....2012-13
7.	14.....1983-84
8.	14.....1981-82
9.	14.....1972-73
10.	13.....1974-75
11.	13.....1967-68
12.	13.....1945-46

WINNING PERCENTAGE

Pct	(W-L)	Season
1.	.960 (24-1)	1961-62
2.	.960 (24-1)	1958-59
3.	.867 (26-4)	2003-04
4.	.800 (20-5)	1957-58
5.	.786 (22-6)	1962-63
6.	.771 (27-8)	2001-02
7.	.765 (26-8)	1995-96
8.	.760 (19-6)	1960-61
9.	.733 (22-8)	1994-95
10.	.708 (17-7)	1926-27

SEC WINNING PERCENTAGE

Pct	(W-L)	Season
1.	.929 (13-1)	1961-62
2.	.929 (13-1)	1958-59
3.	.875 (14-2)	2003-04
4.	.857 (12-2)	1962-63
5.	.786 (11-3)	1960-61
6.	.750 (12-4)	2007-08
7.	.750 (12-4)	1994-95
8.	.722 (13-5)	1990-91
9.	.722 (13-5)	1977-78
10.	.650 (13-7)	1942-43
11.	.643 (9-5)	1957-58
12.	.643 (9-5)	1956-57
13.	.643 (9-5)	1935-36

POINTS SCORED

Pts	Season
1.	2692.....2006-07
2.	2677.....2008-09
3.	2622.....2009-10
4.	2582.....2001-02
5.	2489.....2007-08
6.	2484.....1995-96
7.	2466.....2004-05
8.	2377.....2011-12
9.	2342.....1990-91
10.	2323.....2000-01
11.	2323.....2000-01
12.	2320.....2016-17

SCORING AVERAGE

Avg	Season
1.	84.8.....1956-57
2.	81.0.....1974-75
3.	80.8.....1990-91
4.	80.1.....1976-77
5.	77.9.....1973-74
6.	77.7.....1972-73
7.	77.3.....1975-76
8.	77.3.....2003-04
9.	77.3.....1989-90
10.	77.0.....1960-61

FIELD GOALS MADE

FGM	Season
1.	951.....2006-07
2.	943.....2001-02
3.	897.....2009-10
4.	892.....1978-79
5.	890.....2008-09
6.	885.....2007-08
7.	881.....1995-96
8.	870.....2004-05
9.	870.....1974-75
10.	859.....1990-91

FIELD GOALS ATTEMPTED

FGA	Season
1.	2071.....2006-07
2.	2065.....2009-10
3.	2058.....2008-09
4.	1965.....2001-02
5.	1965.....1955-56
6.	1958.....2004-05
7.	1922.....2007-08
8.	1898.....1998-99
9.	1890.....2000-01
10.	1883.....1976-77

FIELD GOAL PERCENTAGE

Pct	Season
1.	.513.....1978-79
2.	.512.....1984-85
3.	.508.....1982-83
4.	.500.....1981-82
5.	.494.....1988-89
6.	.486.....1973-74
7.	.483.....1977-78
8.	.482.....1991-92
9.	.481.....1975-76
10.	.480.....1990-91
11.	.480.....2001-02

3-POINT FIELD GOALS MADE

FGM	Season
1.	329.....2009-10
2.	296.....2008-09
3.	275.....2006-07
4.	247.....2016-17
5.	246.....2010-11
6.	240.....1994-95
7.	235.....2007-08
8.	233.....2011-12
9.	225.....2015-16
10.	214.....1995-96

3-POINT FIELD GOALS ATT.

FGA	Season
1.	918.....2009-10
2.	819.....2008-09
3.	775.....2006-07
4.	711.....2016-17
5.	703.....2007-08
6.	680.....2010-11
7.	674.....2015-16
8.	653.....2011-12
9.	643.....1994-95
10.	596.....1998-99

3-POINT FIELD GOAL PCT.

Pct	Season
1.	.384.....1995-96
2.	.375.....1992-93
3.	.373.....1994-95
4.	.370.....1991-92
5.	.365.....1987-88



MSU TEAM SEASON HIGHS

FREE THROWS MADE

FTM	Season
1. 603.....	1958-57
2. 601.....	2008-09
3. 534.....	1960-61
4. 532.....	1958-59
5. 527.....	2004-05
6. 521.....	1989-90
7. 518.....	1962-63
8. 515.....	2006-07
9. 510.....	2013-14
10. 508.....	1995-96

FREE THROWS ATTEMPTED

FTA	Season
1. 882.....	1958-57
2. 847.....	2008-09
3. 792.....	2004-05
4. 774.....	2006-07
5. 772.....	2001-02
6. 771.....	1993-94
7. 769.....	2013-14
8. 749.....	1960-61
9. 749.....	2007-08
10. 730.....	1971-72

FREE THROW PERCENTAGE

Pct	Season
1. .769.....	1967-68
2. .760.....	1958-59
3. .757.....	1973-74
4. .750.....	1961-62
5. .734.....	1957-58
6. .730.....	1970-71
7. .725.....	2015-16
8. .724.....	1972-73
9. .723.....	2010-11
10. .723.....	1983-84
11. .723.....	1964-65

REBOUNDS

Rebs	Season
1. 1406.....	2009-10
2. 1389.....	2004-05
3. 1385.....	2007-08
4. 1385.....	2008-09
5. 1364.....	2006-07
6. 1359.....	2001-02
7. 1332.....	1998-99
8. 1332.....	1962-63
9. 1325.....	1995-96
10. 1277.....	2000-01

REBOUNDING AVERAGE

Avg	Season
1. 50.5.....	1958-57
2. 49.0.....	1961-62
3. 47.6.....	1962-63
4. 46.8.....	1965-66
5. 46.2.....	1960-61
6. 46.2.....	1955-56
7. 45.9.....	1976-77
8. 43.3.....	1967-68
9. 43.0.....	1957-58
10. 42.7.....	1974-75

OFFENSIVE REBOUNDS

OR	Season
1. 496.....	2000-01
2. 492.....	2004-05
3. 456.....	2001-02
4. 444.....	2003-04
5. 443.....	2006-07
6. 411.....	1998-99
7. 410.....	2007-08
8. 408.....	2008-09
9. 402.....	2005-06
10. 395.....	2009-10

DEFENSIVE REBOUNDS

DR	Season
1. 1011.....	2009-10
2. 977.....	2008-09
3. 975.....	2007-08
4. 921.....	2006-07
5. 903.....	2001-02
6. 897.....	2004-05
7. 849.....	2011-12
8. 845.....	1995-96
9. 823.....	2016-17
10. 820.....	1998-99

ASSISTS

Ast	Season
1. 566.....	2001-02
2. 520.....	1995-96
3. 513.....	1990-91
4. 512.....	2006-07
5. 483.....	1992-93
6. 483.....	1975-76
7. 477.....	1976-77
8. 475.....	2004-05
9. 469.....	1994-95
10. 468.....	1991-92

BLOCKED SHOTS

BS	Season
1. 271.....	2009-10
2. 271.....	2008-09
3. 267.....	2007-08
4. 222.....	2006-07
5. 175.....	1995-96
6. 151.....	1976-77
7. 144.....	1993-94
8. 141.....	1994-95
9. 136.....	2005-06
10. 133.....	2015-16

STEALS

Stl	Season
1. 294.....	2001-02
2. 280.....	2003-04
3. 268.....	2002-03
4. 257.....	2012-13
5. 255.....	2013-14
6. 255.....	1991-92
7. 250.....	2008-09
8. 245.....	2006-07
9. 239.....	2016-17
10. 239.....	1992-93

DUNKS

D	Season
1. 145.....	2007-08
2. 134.....	2011-12
3. 116.....	2002-03
4. 113.....	1995-96
5. 110.....	2006-07
6. 107.....	2016-17
7. 105.....	2008-09
8. 103.....	1993-94
9. 98.....	2003-04
10. 96.....	2005-06
11. 96.....	2001-02

TURNOVERS

TO	Season
1. 583.....	2001-02
2. 583.....	1995-96
3. 545.....	2012-13
4. 541.....	1991-92
5. 536.....	1998-99
6. 536.....	1993-94
7. 525.....	1996-97
8. 520.....	2005-06
9. 518.....	1975-76
10. 518.....	2008-09

PERSONAL FOULS

PF	Season
1. 638.....	2016-17
2. 621.....	2001-02
3. 610.....	1976-77
4. 606.....	2014-15
5. 605.....	2000-01
6. 604.....	2008-09
7. 602.....	1998-99
8. 601.....	2006-07
9. 600.....	1993-94
10. 598.....	1980-81



Barry Stewart and his 2010 teammates combined for 2,622 points, third-most in school history.

MSU STATISTICAL TRENDS



Year (Record)	GP	FG-A	PCT	3FG-A	PCT	FT-A	PCT	REB-AVG	PF	A	I	B	S	Pts-Avg
1956-57 MSU	25	759-1774	.428			603-882	.684	1263-50.5	527					2121-84.8
(17-8) OPP	25	641-1881	.341			643-897	.717	1063-42.5	533					1924-77.0
1957-58 MSU	25	674-1628	.414			495-674	.734	1076-43.0	464					1843-73.7
(20-5) OPP	25	584-1687	.346			402-624	.644	870-34.8	477					1568-62.7
1958-59 MSU	25	663-1453	.456			532-700	.760	1012-40.5#	422					1858-74.3
(24-1) OPP	25	544-1491	.365			393-577	.681	707-28.3	495					1478-59.1
1959-60 MSU	25	622-1516	.410			430-620	.694	971-38.8	453					1673-66.9
(12-13) OPP	25	609-1508	.404			441-611	.722	953-38.1	446					1659-66.4
1960-61 MSU	25	696-1574	.442			534-749	.713	1156-46.2	515					1925-77.0*
(19-6) OPP	25	572-1474	.388			493-685	.720	1063-42.5	492					1636-65.4
1961-62 MSU	25	711-1682	.423			498-664	.750	1225-49.0	432					1920-76.8
(24-1) OPP	25	588-1634	.360			366-526	.696	958-38.3	488					1537-61.5
1962-63 MSU	28	793-1772	.448			518-729	.711	1332-47.6	533					2104-75.1
(22-6) OPP	28	678-1696	.400			519-780	.665	1136-40.6	547					1875-67.0
1963-64 MSU	26	720-1725	.417			373-520	.717	1045-40.2	467					1813-69.7
(9-17) OPP	26	705-1637	.431			447-623	.717	1216-46.8	421					1857-71.4
1964-65 MSU	26	733-1714	.428			438-606	.723	1034-39.8	499					1904-73.2
(10-16) OPP	26	783-1728	.453			460-642	.717	1104-42.5	466					2026-77.9
1965-66 MSU	25	739-1687	.438			388-544	.713	1170-46.8	467					1866-74.6
(14-11) OPP	25	713-1654	.431			402-550	.731	1028-41.1	446					1828-73.1
1966-67 MSU	25	667-1496	.446			435-618	.704	1048-41.9	465					1769-70.8
(14-11) OPP	25	646-1463	.442			430-584	.736	971-38.8	470					1722-68.9
1967-68 MSU	26	676-1635	.413			496-645	.769	1127-43.3	493					1848-71.1
(9-17) OPP	26	769-1776	.433			446-618	.722	1160-44.6	495					1984-76.3
1968-69 MSU	25	668-1651	.405			409-569	.719	957-38.3	464					1745-69.8
(8-17) OPP	25	777-1656	.469			440-605	.727	1213-48.5	445					1994-79.8
1969-70 MSU	24	695-1693	.411			379-527	.719	1023-42.6	443	310				1769-73.7
(6-18) OPP	24	753-1675	.450			417-580	.719	1198-49.9	410	306				1923-80.1
1970-71 MSU	25	668-1479	.452			474-649	.730	877-35.1	487	335				1810-72.4
(15-10) OPP	25	675-1426	.473			450-614	.733	994-39.8	505	278				1800-72.0
1971-72 MSU	26	712-1670	.426			480-730	.658	1087-41.8	565	294				1904-73.2
(13-13) OPP	26	694-1528	.454			559-801	.698	1152-44.3	558	333				1947-74.9
1972-73 MSU	26	812-1813	.448			397-548	.724	1030-39.6	545	389				2021-77.7
(11-15) OPP	26	829-1780	.466			411-539	.763	1118-43.0	575	476				2069-79.6
1973-74 MSU	26	825-1698	.486			374-494	.757	1047-40.3	555	411				2024-77.8
(16-10) OPP	26	796-1710	.465			374-540	.693	1016-39.1	538	372				1932-74.3
1974-75 MSU	26	870-1859	.468			366-538	.680	1110-42.7	575	404	501	42	146	2106-81.0
(9-17) OPP	26	911-1852	.492			417-584	.714	1079-41.5	560	436	433	74	148	2239-86.1
1975-76 MSU	26	828-1720	.481			353-531	.665	1050-40.4	524	483	518	121	237	2009-77.3
(13-13) OPP	26	795-1675	.475			360-520	.692	971-37.3	542	478	516	109	202	1950-75.0
1976-77 MSU	27	854-1883	.454			454-657	.691	1240-45.9*	610	477	509	151	204	2162-80.1
(14-13) OPP	27	782-1776 *	.440			449-658	.682	1097-40.6	622	460	533	72	214	2013-74.6
1977-78 MSU	27	768-1590	.483			379-582	.651	1036-38.4	496	417	467	108	222	1915-70.9
(18-9) OPP	27	728-1575	.462			357-488	.732	892-33.0	570	398	417	102	195	1813-67.1*
1978-79 MSU	28	892-1739	.513			359-546	.658	1063-38.0	542	437	423	101	187	2143-76.5
(19-9) OPP	28	806-1716	.470			348-490	.710	924-33.0	567	432	439	70	162	1960-70.0
1979-80 MSU	27	827-1779	.465			355-516	.688	1134-42.0*	547	394	420	109	168	2009-74.4
(13-14) OPP	27	820-1766	.464			390-554	.704	1004-37.2	500	459	361	70	176	2030-75.2
1980-81 MSU	27	726-1532	.474			342-534	.640	1008-37.3	598	350	426	74	124	1794-66.4
(8-19) OPP	27	731-1496	.489			438-654	.670	876-32.4	540	384	347	39	173	1900-70.4
1981-82 MSU	27	539-1077	.500			259-403	.643	581-21.5	484	322	407	51	179	1337-49.5
(8-19) OPP	27	599-1138	.526			354-499	.709	708-26.2	484	333	361	50	199	1552-57.5
1982-83 MSU	29	791-1558	.508			419-589	.711	893-30.8	561	415	431	94	221	2001-69.0
(17-12) OPP	29	743-1502	.495			372-551	.675	884-30.5	578	393	467	65	169	1858-64.1
1983-84 MSU	28	627-1327	.472			332-459	.723	750-26.8	511	370	397	43	186	1586-56.6
(9-19) OPP	28	662-1331	.497			355-503	.706	786-28.1	* 475	368	388	55	194	1679-60.0
1984-85 MSU	28	755-1476	.512			298-444	.671	787-28.1	521	453	376	60	218	1808-64.6
(13-15) OPP	28	724-1431	.506			344-498	.691	843-30.1*	472	365	391	57	209	1792-64.0



MSU STATISTICAL TRENDS

Season (Record)	G	FG-A	PCT	3FG-A	PCT	FT-A	PCT	REB-AVG	P	A	TO	B	S	Pts-Avg
1985-86 MSU	30	757-1608	.471			304-443	.686	881-29.4	520	441	441	53	187	1818-60.6
(8-22) OPP	30	817-1590	.514			364-506	.719	910-30.3	477	458	401	62	219	1998-66.6
1986-87 MSU	28	652-1553	.420	58-211	.275	250-370	.676	914-32.6	469	360	391	23	142	1612-57.6
(7-21) OPP	28	722-1467	.492	106-233	.455	283-427	*.663	924-33.0	376	313	347	85	176	1834-65.5*
1987-88 MSU	29	694-1587	.437	100-274	.365	320-482	.664	981-33.8	540	329	492	86	195	1808-62.4
(14-15) OPP	29	694-1585	.438	89-283 *	.315	408-578	.706	1009-34.8	491	331	460	71	244	1885-65.0*
1988-89 MSU	28	787-1593	.494	88-270	.326	406-591	.687	967-34.5	566	401	390	71	183	2068-73.9
(13-15) OPP	28	753-1607	.469	119-328	.363	465-649	.617	944-33.7	552	402	363	67	188	2090-74.6
1989-90 MSU	30	825-1756	.470	147-419	.351	521-727	.717	1122-37.4	591	432	440	86	195	2318-77.3
(16-14) OPP	30	809-1794	.451	150-390	.385	475-677	.702	1064-35.5	618	418	420	73	185	2243-74.8
1990-91 MSU	29	859-1789	.480	133-395	.337	491-704	.697	1104-38.1	582	513	461	71	233	2342-80.8
(20-9) OPP	29	808-1801	.449	156-432	.361	401-647	*.620	1081-37.3	605	436	504	89	228	2173-74.9
1991-92 MSU	28	817-1695	.482	114-308	.370	407-648	.628	1091-39.0	549	468	541	77	255	2155-77.0
(15-13) OPP	28	772-1729	.447	133-423	.314	434-649	.669	1003-35.8	555	434	488	81	265	2111-75.4
1992-93 MSU	29	772-1705	.453	134-357	.375	356-530	.672	1031-35.6	576	483	474	104	239	2034-70.1
(13-16) OPP	29	772-1713	.451	130-395	.329	475-707	.672	1072-37.0	520	400	461	105	229	2149-74.1
1993-94 MSU	29	785-1719	.457	141-452	.312	474-771	.615	1196-41.2	600	457	536	144	214	2185-75.4
(18-11) OPP	29	709-1812	*.391	171-528	.324	470-740	.635	1140-39.3	619	356	488	106	280	2059-71.0
1994-95 MSU	30	766-1721	.445	240-643	.373	429-618	.694	1184-39.5	544	469	492	141	202	2201-73.4
(22-8) OPP	30	698-1821	.383	168-553	.304	373-568	.657	1097-36.6	560	343	453	103	226	1937-64.6
1995-96 MSU	34	881-1842	.478	214-558	.384	508-714	.712	1325-39.0	553	520	583	175	222	2484-73.1
(26-8) OPP	34	803-2084	*.385	241-741	.325	383-543	.705	1110-32.7*	627	388	465	94	267	2230-65.6
1996-97 MSU	30	698-1653	.422	137-410	.334	441-646	.683	1114-37.1	492	391	525	107	187	1974-65.8
(12-18) OPP	30	757-1867	.406	194-622	.312	345-499	.691	1158-38.6	577	362	465	97	266	2053-68.4
1997-98 MSU	30	806-1774	.454	136-426	.319	383-605	.633	1112-37.1	528	437	421	90	204	2131-71.1
(15-15) OPP	30	731-1763	.415	200-592	.338	391-552	.708	1089-36.0	544	331	446	89	195	2053-68.4
1998-99 MSU	33	838-1898	.442	182-596	.305	421-647	.651	1332-40.4	602	443	536	119	201	2279-69.1
(20-13) OPP	33	786-1970	.399	184-608	*.303	373-558	.669	1122-34.0	584	347	446	123	239	2129-64.5
1999-00 MSU	30	803-1772	.453	200-593	.337	362-541	.669	1113-37.1	521	385	456	105	184	2168-72.3
(14-16) OPP	30	770-1776	.434	196-583	.348	377-540	.698	1019-34.0	510	395	392	120	205	2113-70.4
2000-01 MSU	31	845-1890	.447	176-551	.319	457-693	.659	1277-41.2	605	424	479	91	205	2323-74.9
(18-13) OPP	31	769-1811	.425	226-665	.340	426-620	.687	1031-33.3*	621	385	452	116	200	2190-70.6
2001-02 MSU	35	943-1965	*.480	192-551	.348	504-772	.653	1359-38.8	621	566	583	123	294	2582-73.8
(27-8) OPP	35	854-2072	.412	214-710	.301	412-599	.688	1133-32.4	693	398	550	95	275	2334-66.7
2002-03 MSU	31	806-1718	.469	173-507	.341	366-543	.674	1148-37.0	490	445	479	116	*268	2151-69.4
(21-10) OPP	31	670-1672	*.401	192-587	*.327	320-476	.672	957-30.9	530	304	491	90	235	1852-59.7*
2003-04 MSU	30	822-1766	.465	198-559	.354	476-717	.664	1231-41.0*	489	416	458	132	*280	2318-77.3*
(26-4) OPP	30	727-1769	.411	214-599	.357	329-511	.644	992-31.1	584	350	490	100	217	1997-66.6
2004-05 MSU	34	870-1958	.444	199-590	.337	527-792	.665	1389-40.9*	532	475	503	114	232	2466-72.5
(23-11) OPP	34	819-2001	.409	229-722	.317	378-560	.675	1101-32.4	646	453	460	109	266	2245-66.0
2005-06 MSU	30	748-1682	.445	167-532	.314	380-600	.633	1168-38.9	530	330	520	136	186	2043-68.1
(15-15) OPP	30	731-1785	.410	226-675	.335	370-578	.640	1041-34.7	558	425	420	94	263	2058-68.6
2006-07 MSU	35	951-2071	.459	275-775	.355	515-774	.665	1364-39.0*	601	512	491	*222	245	2692-76.9
(21-14) OPP	35	856-2125	*.403	237-740	.320	449-641	.700	1266-36.2	644	459	502	143	238	2398-68.5
2007-08 MSU	34	885-1922	.460	235-703	.334	484-749	.646	1385-40.7*	568	448	*509	267	199	2489-73.2
(23-11) OPP	34	790-2137	*.370	238-751	.317	410-599	.684	1245-36.6	653	399	422	115	255	2228-65.5*
2008-09 MSU	36	890-2058	.432	296-819	.361	601-847	.710	1385-38.5	604	447	518	*271	250	2677-74.4
(23-13) OPP	36	903-2296	.393	236-701	.337	437-672	.650	1419-39.4	709	388	418	114	246	2479-68.9
2009-10 MSU	36	897-2065	.434	*329-918	.358	499-728	.685	1406-39.1	508	462	457	*271	209	2622-72.8
(24-12) OPP	36	868-2233	.389	231-710	.325	369-554	.666	1335-37.1	633	418	411	110	238	2336-64.9
2010-11 MSU	31	739-1701	.434	246-680	.362	441-610	.723	1119-36.1	471	393	413	129	163	2165-69.8
(17-14) OPP	31	799-1917	.417	232-689	.337	347-523	.663	1141-36.8	544	359	339	91	207	2177-70.2
2011-12 MSU	33	854-1880	.454	233-653	.357	436-614	.710	1208-36.6	457	441	396	116	198	2377-72.0
(21-12) OPP	33	855-1976	.433	211-604	.349	315-466	.676	1119-33.9	555	363	354	92	212	2232-68.8
2012-13 MSU	32	670-1672	.401	151-531	.284	449-683	.657	1065-33.3	519	321	545	124	257	1940-60.6
(10-22) OPP	32	829-1890	.439	229-689	.332	337-487	.692	1191-37.2	577	469	490	153	271	2224-69.5
2013-14 MSU	33	785-1776	.442	154-502	.307	510-769	.663	1086-32.9	570	401	459	88	255	2234-67.7
(14-19) OPP	33	847-1872	.452	219-672	.336	440-617	.713	1163-35.2	654	435	461	114	213	2353-71.3
2014-15 MSU	32	699-1557	.430	133-434	.306	506-727	.696	1099-34.3	606	278	474	90	205	1977-61.8
(13-19) OPP	32	713-1713	.416	210-641	.328	396-622	.637	1017-31.6	611	373	388	117	220	2032-63.5
2015-16 MSU	31	850-1862	.456	225-674	.334	398-549	.725	1094-35.3	597	431	393	133	202	2323-74.9
(14-17) OPP	31	791-1837	.431	214-623	.344	460-666	.691	1145-36.9	523	387	404	110	196	2256-72.8
2016-17 MSU	32	821-1849	.444	247-711	.347	431-627	.687	1133-35.4	638	386	433	131	239	2320-72.5
(16-16) OPP	32	792-1852	.428	199-632	.315	498-702	.709	1185-37.0	561	373	449	108	164	2281-71.3

* - Southeastern Conference leader; # - NC

HUMPHREY COLISEUM RECORDS



INDIVIDUAL RECORDS

Most Points Scored:

MSU: 40, Rickey Brown vs. Auburn (3-7-77)
Opp.: 42, John Stroud vs. Ole Miss (1-11-79)

Most Field Goals Made:

MSU: 18 (22 att.), Rickey Brown vs. Auburn (3-7-77)
Opp.: 16 (28 att.), John Stroud (Ole Miss, 1-11-79)

Most Field Goals Attempted:

MSU: 31 (made 13), Rickey Brown vs. Georgia (2-19-77)
Opp.: 28 (made 12), Joe Harvell (Ole Miss, 1-11-92); 28 (made 16), John Stroud (Ole Miss, 1-11-79)

Highest Field Goal Percentage (Min. 10 att.):

MSU: .909 (10-of-11), Trey Moore vs. Loyola [New Orleans] (12-14-96); Ervin Dillon vs. Delta St. (12-1-84)
Opp.: .917 (11-12), Jack Givens (Kentucky, 1-31-77)

Most 3-Point Field Goals Made:

MSU: 8 (15 att.), Winsome Frazier vs. UMKC (11-23-04); 8 (11 att.), Marckell Patterson vs. Florida (1-10-01); 8 (17 att.), Darryl Wilson vs. Alabama (3-4-95)
Opp.: 9 (13 att.), Isaiah Swann (Florida St., 3-20-07); 9 (18 att.), Brad Boyd (Louisiana-Lafayette, 11-23-02)

Most 3-Point Field Goals Attempted:

MSU: 17 (made 8), Darryl Wilson vs. Alabama (3-4-95)
Opp.: 19 (made 7), Edward Garriet (McNeese State, 12-1-03)

Highest 3-Point Field Goal Pct. (Min. 4 att.):

MSU: 1.000 (4-of-4), Ontario Harper vs. LSU (1-26-02); Marckell Patterson vs. Montana State (12-9-00)
Opp.: 1.000 (7-7), J.J. Frazier (Georgia, 1-24-15)

Most Free Throws Made:

MSU: 15 (18 att.), Craig Sword vs. Ole Miss (1-11-14)
Opp.: 18, Kenny Higgs (LSU, 1-2-78)

Most Free Throws Attempted:

MSU: 19 (made 13), Carl Nichols vs. Southeastern Louisiana (12-1-88)
Opp.: 23 (made 17), Calvin Natt (Northeastern Louisiana, 12-5-77)

Highest Free Throw Percentage (Min. 11 att.):

MSU: 1.000 (11-of-11), Lawrence Roberts vs. Florida A&M (12-20-04) Tony Watts vs. Jacksonville (12-14-91)
Opp.: 1.000 (12-of-12), Phil Cox (Vanderbilt, 1-2-82)

Most Rebounds:

MSU: 24, Wiley Peck vs. Alabama (1-27-79)
Opp.: 25, Calvin Natt (NE La., 12-5-77)

Most Assists:

MSU: 15, Al Perry vs. Vanderbilt (1-29-77)
Opp.: 17, Kenny Higgs (LSU, 1-19-76)

Most Blocked Shots:

MSU: 10, Jarvis Varnado vs. Arkansas (1-14-10); SE-LA (12-8-07); vs. Georgia (1-12-08); vs. Kentucky (1-15-08)
Opp.: 7, Nick Davis (Arkansas, 1-31-98)

Most Steals:

MSU: 8, Gary Hooker vs. Samford (12-29-75) & vs. Southwestern Louisiana (12-6-75)
Opp.: 6, Alex Abreu (Akron, 11-9-11); Tyronn Mitchell (Northwestern St., 11-26-05); Desmond Cambridge (Alabama A&M, 11-28-01); T. J. Pugh (LSU, 3-2-91); Darryl Joe (LSU, 1-25-87); Eric Laird (Ole Miss, 1-19-85); Trumaine Johnson (San Diego, 12-30-08).

Most Turnovers:

MSU: 10, Charles Rhodes vs. Nicholls (11-11-06); Al Perry vs. SW Louisiana (12-6-75)
Opp.: 10, John Best (Tennessee Tech, 1-5-93)

TEAM RECORDS

Most Points Scored:

MSU: 123 vs. Troy State (12-5-95)
Opp.: 106 by Vanderbilt (OT, 12-6-79)

Fewest Points Scored:

MSU: 20 vs. Georgia (1-13-82)
Opp.: 26 by Georgia (1-13-82)

Most Points Scored (Both Teams):

216, MSU (110) vs. Vandy (106) in OT (12-6-79)

Fewest Points Scored (Both Teams):

46, Georgia (26) vs. MSU (20), 1-13-82

Largest Margin of Victory for MSU:

66 pts, MSU (98) vs. Loyola [NO] (32), 12-14-96

Largest Margin of Defeat for MSU:

42 pts, Missouri (78) vs. MSU (36), 2-13-13

Most Field Goals Made:

MSU: 48 (84 att.) vs. Chicago State (12-4-75)
Opp.: 43 (86 att.) by Vanderbilt (OT, 12-6-79)

Most Field Goals Attempted:

MSU: 87 vs. Texas (12-11-76); vs. Kentucky Wesleyan (11-27-76)
Opp.: 93 (made 30) by Troy State (11-30-93)

Highest Field Goal Percentage:

MSU: .707 (29-of-41) vs. B'Ham-Southern (12-1-81)
Opp.: .692 (27-of-39) by Kentucky (2-25-81)

Most 3-Point Field Goals Made:

MSU: 16 (29 att.) vs. Arkansas (2-7-09); St. Bonaventure (12-5-09); Troy (12-10-11)
Opp.: 17 (45 att.) by Troy (12-10-05)

Most 3-Point Field Goals Attempted:

MSU: 35 (made 10) vs. Kentucky (2-16-10)
35 (made 13) vs. Nicholls (11-21-04)
Opp.: 45 (made 17) by Troy (12-10-05)

Highest 3-Point Field Goal Pct. (Min. 10 att.):

MSU: .800 (8-of-10) vs. UT-Martin (11-27-91)
Opp.: .727 (8-of-11) by Auburn (2-19-94)

Most Free Throws Made:

MSU: 41 (52 att.) vs. LSU (2-11-09)
Opp.: 34 (44 att.) by Ole Miss (2-21-17)

Most Free Throws Attempted:

MSU: 56 (made 39) vs. SE-LA (12-1-88)
Opp.: 44 by Ole Miss (2-21-17)

Highest Free Throw Percentage (Min. 14 att.):

MSU: 1.000 (14-of-14) vs. Alabama (2-2-85)
Opp.: 1.000 (19-of-19) by Kentucky (1-10-83)

Most Rebounds:

MSU: 75 vs. Mississippi Valley St. (11-21-00)
Opp.: 56 by UMass (3-13-12)

Most Assists:

MSU: 34 vs. Chicago State (12-4-75)
Opp.: 33 by Kentucky (1-23-80)

Most Blocked Shots:

MSU: 16 vs. Georgia (1-12-08)
Opp.: 11 by Arkansas (1-15-02); MVSU (11-21-00)

Most Steals:

MSU: 27 vs. Samford (12-29-75); vs. Southwestern Louisiana (12-6-75)
Opp.: 23 by Alabama (1-15-77); by LSU (1-19-76)

Most Turnovers:

MSU: 31 vs. Auburn (2-19-79)
Opp.: 37 by Southern Mississippi (12-2-76)

Most Overtimes:

4, MSU (104) vs. Ole Miss (102), 1-24-90

Most Consecutive Wins:

14, 1-22-03 to 1-10-04



HUMPHREY COLISEUM RECORDS

Most Consecutive SEC Wins:

9, 1-23-78 to 1-15-79

Most Consecutive Losses:

6, 1-30-14 to 3-8-14

6, 1-16-13 to 2-23-13

6, 12-10-85 to 1-15-86

Most Consecutive SEC Losses:

7, 1-16-14 to 1-07-15

7, 2-11-81 to 1-20-82

BIGGEST MSU WINS

+66	(98-32)	vs Loyola [N.O.] (12-14-96)
+55	(120-65)	vs Alcorn State (12-18-90)
+52	(105-53)	vs St. Bonaventure (12-5-09)
+52	(113-61)	vs Southeastern La. (12-1-88)
+51	(97-46)	vs. New Orleans (1-3-13)
+50	(123-73)	vs Troy State (12-5-95)
+49	(107-58)	vs NE Missouri State (12-9-76)
+45	(110-65)	vs Tennessee Tech (1-5-93)
+43	(121-78)	vs Southeastern La. (11-25-95)
+42	(100-58)	vs Alabama A&M (12-2-02)
+42	(102-60)	vs Alabama A&M (11-30-00)
+42	(94-52)	vs Ole Miss (1-14-95)
+41	(102-61)	vs North Alabama (11-19-08)
+40	(78-38)	vs Louisiana Tech (12-7-02)
+40	(107-67)	vs Ark.-Pine Bluff (11-23-99)
+40	(98-58)	vs Northwestern St. (1-16-95)
+40	(89-49)	vs Ky. Wesleyan (11-27-76)
+39	(106-67)	vs Southeastern La. (11-28-94)
+38	(106-68)	vs Troy (12-10-11)
+38	(84-46)	vs South Alabama (12-9-06)
+38	(97-59)	vs Centenary (11-29-89)
+38	(112-74)	vs Northwestern St. (12-4-82)
+37	(90-53)	vs Auburn (1-5-05)
+37	(92-55)	vs Florida A&M (11-19-01)
+37	(97-60)	vs Southeastern La. (12-12-98)
+37	(85-48)	vs LSU (2-11-98)

BIGGEST MSU LOSSES

-42	(36-78)	vs Missouri (2-13-13)
-41	(39-80)	vs Vanderbilt (2-27-93)
-41	(31-72)	vs Vanderbilt (2-23-13)
-35	(47-82)	vs Florida (1-26-13)
-28	(56-84)	vs Florida (2-7-87)
-24	(63-87)	vs Tennessee (2-17-98)
-24	(59-83)	vs Kentucky (2-6-88)
-23	(65-88)	vs Tennessee (1-25-06)
-22	(67-89)	vs Kentucky (1-23-80)
-21	(55-76)	vs Alabama (2-4-87)
-20	(52-72)	vs Georgia (2-12-14)
-19	(57-76)	vs Vanderbilt (1-28-87)
-19	(58-77)	vs Kentucky (2-6-84)
-19	(47-55)	vs. McNeese State (12-30-14)

TOP MSU SCORING GAMES

• 123	vs Troy State (12-5-95)
• 121	vs Southeastern Louisiana (11-25-95)
• 120	vs Alcorn State (12-18-90)
• 118	vs Troy State (11-30-93)
• 113	vs Southeastern Louisiana (12-1-88)
• 113	vs Chicago State (12-4-75)
• 112	vs Centenary (11-29-89)
• 110	vs Tennessee Tech (1-5-93)
• 110	vs Vanderbilt-OT (12-6-79)
• 109	vs Tennessee Tech (11-26-90)
• 107	vs Arkansas-Pine Bluff (11-23-99)
• 107	vs Northeast Missouri State (12-9-76)

TOP OPP. SCORING GAMES

• 106	by Vanderbilt-OT (12-6-79)
• 102	by Ole Miss-4OT (1-24-90)
• 101	by UMass-2OT (3-13-12)
• 94	by LSU-2OT (2-11-09)
• 92	by Ole Miss-2OT (1-11-79)
• 92	by Kentucky (1-31-77)
• 91	by Auburn (3-2-04)
• 91	by Tennessee (1-16-02)
• 89	by Kentucky (2-19-92)
• 89	by Kentucky (1-23-80)
• 89	by Northeast Louisiana (12-5-77)
• 89	by Texas-OT (12-11-76)
• 88	by Kentucky (1-17-17)
• 88	by Rider (11-13-09)
• 88	by Tennessee (1-25-06)
• 88	by Tennessee (2-6-00)

TOP COMBINED SCORING GMS

• 216	MSU [110-OT] vs Vanderbilt [106] (12-6-79)
• 206	MSU [104-4OT] vs Miss. [102] (1-24-90)
• 201	MSU [118] vs Troy State [83] (11-30-93)
• 199	MSU [121] vs SE Louisiana [78] (11-25-95)
• 197	MSU [96-2OT] vs. UMass [101] (3-13-12)
• 196	MSU [105] vs Auburn [91] (3-2-04)
• 196	MSU [123] vs Troy State [73] (12-5-95)
• 194	MSU [106] vs E. Washington [88] (11-13-15)
• 194	MSU [113] vs Chicago State [81] (12-4-75)
• 193	MSU [101-2OT] vs Ole Miss [92] (1-11-79)
• 191	MSU [94-2OT] vs LSU [97] (2-11-09)
• 186	MSU [112] vs Centenary [74] (11-29-89)
• 185	MSU [120] vs Alcorn State [65] (12-18-90)
• 185	MSU [109] vs Tenn. Tech [76] (11-26-90)

**LARGEST CROWDS
AT "THE HUMPH"**

No.	Crowd	Opponent	Date
1.	10,788	Kentucky-OT	(2-16-10)
2.	10,735	Ole Miss	(2-7-04)
3.	10,645	Ole Miss	(2-23-02)
4.	10,541	Florida	(1-7-03)
5.	10,458	Auburn	(3-2-04)
6.	10,437	Alabama	(2-21-04)
7.	10,432	Alabama	(3-5-05)
8.	10,432	Kentucky	(1-13-04)
9.	10,429	Ole Miss	(2-15-03)
10.	10,421	Ole Miss	(1-26-08)
11.	10,412	Ole Miss	(1-31-09)
12.	10,364	Ole Miss	(2-9-12)
13.	10,338	Florida	(1-24-07)
14.	10,315	Kentucky	(1-9-96)
15.	10,303	LSU	(3-2-91)
16.	10,299	Alabama	(1-14-09)

17.	10,242	Ole Miss	(2-26-05)
18.	10,232	Tennessee	(1-28-04)
19.	10,226	Ole Miss	(2-20-99)
20.	10,213	Kentucky	(2-21-12)
21.	10,194	Alabama	(1-27-79)
22.	10,188	Ole Miss	(1-11-79)
23.	10,178	Ole Miss	(1-22-83)
24.	10,153	Louisiana Tech	(11-10-07)
25.	10,150	Tennessee	(2-2-08)
26.	10,107	Ole Miss	(1-19-85)
27.	10,105	Vanderbilt	(1-12-91)
28.	10,096	Arkansas	(2-16-08)
29.	10,054	LSU	(2-25-04)
30.	10,053	Ole Miss	(1-10-07)
31.	10,046	LSU	(1-25-03)
32.	10,021	Tennessee	(3-6-10)
33.	10,012	Tennessee	(2-2-08)
34.	10,006	Ole Miss-OT	(1-6-91)

HUMPHREY COLISEUM OPPONENTS



MSU VS. ALL OPPONENTS			
Team	Record	Pct	
Akron	0-1	.000	Massachusetts.....0-1......000
Alabama	22-19	.537	McNeese State.....4-1......800
Alabama A&M	4-1	.800	Memphis.....1-1......500
Alabama State	3-0	1.000	Mercer.....1-0.....1.000
UAB	1-2	.333	Miami [FL].....0-1......000
Alcorn State	2-1	.667	Middle Tennessee State.....1-0.....1.000
Appalachian State	1-0	1.000	Mississippi College.....2-0.....1.000
Arkansas	18-6	.750	Mississippi Valley State.....5-0.....1.000
Arkansas State	2-1	.667	Missouri.....3-1......750
Arkansas-Little Rock	2-1	.667	Missouri-Kansas City.....3-0.....1.000
Arkansas-Pine Bluff	1-0	1.000	Missouri Western.....1-0.....1.000
Auburn	28-12	.700	Montana State.....1-0.....1.000
Auburn-Montgomery	2-0	1.000	Morehead State.....2-0.....1.000
Austin Peay State	1-0	1.000	Murray State.....1-0.....1.000
Ball State	1-0	1.000	New Orleans.....4-0.....1.000
Baylor	1-0	1.000	Nicholls State.....5-0.....1.000
Belmont	1-0	1.000	Norfolk State.....1-0.....1.000
Bethune-Cookman	1-0	1.000	North Alabama.....3-0.....1.000
Birmingham-Southern	4-0	1.000	North Carolina.....0-1......000
Biscayne	1-0	1.000	North Carolina A&T.....1-0.....1.000
Bradley	1-0	1.000	North Carolina Central.....1-0.....1.000
Brigham Young	1-0	1.000	North Carolina Wilmington.....1-0.....1.000
Centenary	5-0	1.000	North Texas.....1-0.....1.000
Charlotte	1-1	.500	Northeast Missouri State.....2-0.....1.000
Chattanooga	2-2	.500	Northwestern State.....5-1......833
Chicago State	1-0	1.000	Oklahoma.....1-0.....1.000
Christian Brothers	3-0	1.000	Old Dominion.....1-0.....1.000
Clayton State	1-0	1.000	Ole Miss.....33-9......786
Clemson	0-1	.000	Prairie View.....1-0.....1.000
Delta State	2-1	.667	Rice.....1-0.....1.000
Detroit	1-0	1.000	Richmond.....0-1......000
Drake	1-0	1.000	Rider.....0-1......000
East Carolina	1-0	1.000	St. Bonaventure.....1-0.....1.000
East Tennessee State	1-2	.333	Sam Houston State.....1-0.....1.000
Eastern Kentucky	2-0	1.000	Samford.....2-0.....1.000
Eastern Washington	1-0	1.000	San Diego.....0-1......000
Fairleigh Dickinson	1-0	1.000	Santa Clara.....1-0.....1.000
Florida	14-15	.483	South Alabama.....7-0.....1.000
Florida Atlantic	2-1	.667	South Carolina.....10-4......714
Florida A&M	3-0	1.000	South Carolina State.....1-0.....1.000
Florida Gulf Coast	1-0	1.000	Southeast Missouri State.....1-0.....1.000
Florida International	1-0	1.000	Southeastern Louisiana.....9-1......900
Florida State	2-0	1.000	Southern Mississippi.....6-0.....1.000
Florida Tech	1-0	1.000	Southern University.....0-1......000
George Mason	1-0	1.000	Tennessee.....15-16......484
Georgia	18-12	.600	Tennessee State.....1-0.....1.000
Georgia State	1-0	1.000	Tennessee Tech.....3-0.....1.000
Houston	1-1	.500	Tennessee-Martin.....7-1......875
Illinois Wesleyan	1-0	1.000	Texas.....1-0.....1.000
Indiana State	1-0	1.000	Texas A&M.....2-2......500
Jackson State	4-0	1.000	Texas A&M-Corpus Christi.....1-0.....1.000
Jacksonville	3-0	1.000	Texas Christian.....1-1......500
Jacksonville State	1-0	1.000	Texas-Pan American.....2-0.....1.000
James Madison	0-1	.000	Texas-San Antonio.....1-0.....1.000
Kansas State	0-1	.000	Texas Southern.....2-0.....1.000
Kennesaw State	1-0	1.000	Troy.....8-0.....1.000
Kentucky	9-21	.300	Tulane.....2-0.....1.000
Kentucky Wesleyan	1-0	1.000	Tulsa.....0-1......000
Lehigh	0-1	.000	Utah State.....2-0.....1.000
LSU	25-15	.625	Vanderbilt.....20-9......690
Louisiana Tech	3-0	1.000	Virginia Tech.....1-0.....1.000
Louisiana-Lafayette	1-1	.500	West Virginia.....1-0.....1.000
Louisiana-Monroe	5-1	.833	Western Carolina.....1-0.....1.000
Loyola Chicago	1-0	1.000	Western Kentucky.....2-0.....1.000
Loyola [New Orleans]	1-0	1.000	Western New Mexico.....1-0.....1.000
Loyola Marymount	1-0	1.000	Wichita State.....0-1......000
Mansfield State	1-0	1.000	Winthrop.....0-1......000
Maryland Eastern Shore	1-0	1.000	Wright State.....1-0.....1.000
			Xavier.....1-0.....1.000
			vs. 134 Opponents.....428-178......706






HUMPHREY COLISEUM ATTENDANCE

YEAR-BY-YEAR COLISEUM ATTENDANCE

Season	Overall	Average	SEC Gms	Average	Record (SEC)
1975-76	70,081	5,006	52,636	5,848	10-4 (5-4)
1976-77	76,232	5,082	53,268	5,919	11-4 (5-4)
1977-78	72,025	5,540	59,836	6,648	11-2 (8-1)
1978-79	99,906	7,136	72,073	8,008	11-3 (7-2)
1979-80	67,209	6,721	62,014	6,890	6-4 (5-4)
1980-81	48,214	4,018	39,426	4,381	6-6 (3-6)
1981-82	56,414	4,030	40,466	4,496	7-7 (3-6)
1982-83	68,416	5,263	57,169	6,352	11-2 (7-2)
1983-84	61,508	4,393	44,623	4,958	6-8 (3-6)
1984-85	89,370	6,384	64,639	7,182	6-4 (5-4)
1985-86	43,927	3,379	32,834	3,648	4-9 (3-6)
1986-87	40,715	2,908	31,284	3,476	7-7 (3-6)
1987-88	54,074	4,160	44,760	4,973	9-4 (5-4)
1988-89	74,344	5,719	60,406	6,712	9-4 (5-4)
1989-90	74,623	5,740	57,832	6,426	11-3 (7-2)
1990-91	102,072	7,852	81,047	9,005	12-1 (8-1)
1991-92	72,142	5,549	52,971	6,621	8-5 (4-4)
1992-93	61,172	4,706	45,257	5,657	10-3 (5-3)
1993-94	88,687	6,335	64,608	8,076	10-4 (5-3)
1994-95	80,681	6,723	64,804	8,101	11-1 (7-1)
1995-96	97,996	7,538	60,938	7,617	10-3 (6-2)
1996-97	74,275	5,305	50,327	6,291	10-4 (5-3)
1997-98	77,954	5,996	54,569	6,821	7-6 (2-6)
1998-99	70,257	5,018	53,647	6,706	12-2 (6-2)
1999-00	61,764	4,412	47,980	5,998	10-4 (4-4)
2000-01	77,654	4,568	49,030	6,129	13-4 (6-2)
2001-02	79,642	5,689	63,238	7,905	13-1 (7-1)
2002-03	98,312	7,022	73,321	9,165	12-2 (7-1)
2003-04	111,940	7,996	81,672	10,209	12-2 (6-2)
2004-05	103,031	7,925	74,109	9,264	11-2 (6-2)
2005-06	90,875	5,680	54,884	6,861	11-5 (5-3)
2006-07	123,736	6,512	68,853	8,607	16-3 (6-2)
2007-08	106,672	7,111	67,200	8,400	12-3 (7-1)
2008-09	157,111	8,728	74,027	9,253	13-5 (5-3)
2009-10	116,919	6,878	70,809	8,851	13-4 (6-2)
2010-11	97,069	5,710	63,403	7,925	12-5 (5-3)
2011-12	152,363	8,019	73,157	9,145	15-4 (6-2)
2012-13	94,092	6,721	62,276	6,900	7-7 (3-6)
2013-14	123,743	6,875	66,331	7,370	11-7 (3-6)
2014-15	106,946	6,291	59,683	6,631	9-8 (3-6)
2015-16	99,338	6,623	66,303	7,034	10-5 (5-4)
2016-17	124,346	7,314	70,707	7,856	10-7 (4-5)
42 Seasons	3,647,897	6,020	2,488,417	6,970	428-178/216-141



2,000 POINT CLUB/JEFF MALONE



Jeff Malone
1980-83
G • 6-4 • 205
Macon, GA

One of the more electrifying players ever to don the Maroon & White, Jeff Malone left Mississippi State as the school's all-time leading scorer with 2,142 points, a stat that ranks eighth all-time in SEC history.

And that was before the inception of the 3-point line in college basketball.

But his scoring ability wasn't limited to just MSU. It was a trend he continued in the NBA, where the two-time All-Star totaled 17,231 points in a 13-year career.



He finished his NBA days ranking in the Top 10 of two team's all-time scoring list — 2nd in the history of the Washington Bullets and 9th in the history of the Utah Jazz.

"To me, Jeff was probably as good as a pure shooter as Mississippi State has ever had. If the 3-point line existed when he played, there's no telling how many points he would have averaged. He made a lot of shots from 22 feet out. That's where he made his money. He was a great college player."

Jim Ellis, MSU Radio Commentator

2,142 POINTS

- Voted into MSU Sports Hall of Fame In 2011.
- Inducted into Mississippi State Sports Hall of Fame in 2012.
- MSU's all-time scoring leader with 2,142 career points.
- Three-time All-SEC guard (1981-83) as a four-year starter.
- Nation's No. 2 scorer (26.8 ppg) as a senior and paced MSU in scoring as a sophomore (20.1 ppg) and junior (18.6).
- Chosen UPI's 1982-83 SEC Player of the Year in addition to being named first-team All-American by The Sporting News.
- Ranks third on school's career scoring average chart (19.5 ppg) behind Bailey Howell and Jim Ashmore.
- MSU's all-time leader in field goals made (906) and field goals attempted (1,768) and in minutes played (3,851).
- Led MSU in free throw percentage during all four seasons, ranking sixth (80.9%) on the school's all-time accuracy list.
- Served as team captain during junior and senior seasons.
- Selected as the 10th pick overall by the Washington Bullets in the 1983 NBA Draft.
- Enjoyed a successful 13-year NBA career, seeing action with the Bullets (1984-90), Utah Jazz (1991-93), Philadelphia 76ers (1994-95), and Miami Heat (1996).
- Two-time NBA All-Star (1986 & '87).
- Has served as a head coach in the NBDL.




JEFF MALONE'S MISSISSIPPI STATE CAREER

Season	G	FG-A	Pct	FT-A	PCT	REB	PTS
1979-80	27	139-303	.459	42-51	.824	90-3.3	320-11.9
1980-81	27	219-447	.490	105-128	.820	113-4.2	543-20.1
1981-82	27	225-410	.549	52-70	.743	111-4.1	502-18.6
1982-83	29	323-608	.531	131-159	.824	106-3.7	777-26.8
Totals	110	906-1768	.512	330-408	.809	420-3.8	2142-19.5



2,000 POINT CLUB/BAILEY HOWELL



Bailey Howell 1957-59 C • 6-7 • 205 Middleton, TN

Bailey Howell is not only one of the greatest players to ever play at Mississippi State, he's one of the best players the Southeastern Conference has ever produced.

The Tennessee native, who now calls Starkville home, dominated the league on both ends of the court from 1957-59, scoring 2,030 points and grabbing what still remains a school record 1,277 rebounds.

After MSU, he went on to be a six-time NBA All-Star in his 12 years and was a member of two World Championships with the Boston Celtics.

The pinnacle of his career, however, came in 1997 when he was elected into the National Basketball Hall of Fame.

"Bailey was as superb of a player as I've ever seen at Mississippi State. He was really the glue that held his team together. Everything offensively centered around him. Defensively too, because his rebounding was so invaluable. But what's really impressive is that for the last half century, he's doing everything he can to help promote Mississippi State."

Jack Cristil, Former "Voice" of the Dawgs

2,030 POINTS

- MSU's second all-time scoring leader with 2,030 career points who owns the school-record 27.1 scoring average.
- Elected into the National Basketball Hall of Fame in 1997.
- MSU's first consensus first-team All-American (1958-59).
- Earned consensus second-team All-America honors during junior season (1957-58).
- Selected first-team All-SEC each of his three varsity seasons (1957-59), ranking among the nation's Top 10 statistical leaders in both scoring and rebounding during all three years.
- Ranked fourth nationally in scoring during junior (27.8 ppg) and senior (27.5) years, while standing second amongst the NCAA rebounding leaders as a senior.
- Led NCAA in field goal percentage (56.8%) as a sophomore.
- Holds all MSU rebounding standards in career rebounds (1,277) and highest career rebounding average (17.0 rpg).
- Owns Bulldogs' single-game scoring (47) and rebounding (34) marks.
- Served as team co-captain as a junior and tri-captain as a senior.
- Member of the MSU and Mississippi Sports Halls of Fame.
- Second pick overall in the 1959 NBA Draft by the Detroit Pistons.
- Veteran of 12 NBA seasons who was six-time NBA All-Star and member of two NBA World Championship teams with the Celtics.



In January of 2009, MSU retired Bailey Howell's No. 52 jersey.

BAILEY HOWELL'S MISSISSIPPI STATE CAREER

Season	G	FG-A	PGT	FT-A	PGT	REB	Points
1956-57	25	217-382	.568	213-285	.747	492-19.7	647-25.9
1957-58	25	226-439	.515	243-315	.771	406-16.2	695-27.8
1958-59	25	231-464	.498	226-292	.774	379-15.2	688-27.5
Totals	75	674-1285	.525	682-892	.765	1277-17.0	2030-27.1

1,000 POINT CLUB



Jim Ashmore • 1,918 Points • 1954-57 • G • Forest, MS

Season	GP	FG-A	PCT	3FG-A	PCT	FT-A	PCT	RBS	PTS
1953-54	21	57-158	.361	-	-	47-67	.701	57-2.7	161-7.7
1954-55	23	193-465	.415	-	-	127-165	.770	102-4.4	513-22.3
1955-56	24	186-455	.409	-	-	164-214	.766	129-5.4	536-22.3
1956-57	25	270-616	.438	-	-	168-237	.709	82-3.3	708-28.3
Totals	93	706-1694	.417	-	-	506-683	.741	370-4.0	1918-20.6

Rickey Brown • 1,838 Points • 1977-80 • F/C • Canton, MS

Season	GP	FG-A	PCT	3FG-A	PCT	FT-A	PCT	RBS	PTS
1976-77	27	225-443	.508	-	-	70-9	.722	292-10.8	520-19.3
1977-78	26	140-340	.461	-	-	69-100	.690	179-6.9	349-13.4
1978-79	27	78-370	.481	-	-	60-88	.682	232-8.6	416-15.4
1979-80	27	231-471	.490	-	-	91-136	.669	389-14.4	553-20.5
Totals	107	774-1624	.477	-	-	290-421	.689	1092-10.2	1838-17.2

Ray White • 1,652 Points • 1976-79 • G • Gulfport, MS

Season	GP	FG-A	PCT	3FG-A	PCT	FT-A	PCT	RBS	PTS
1975-76	26	206-407	.506	-	-	63-97	.649	142-5.5	475-18.3
1976-77	25	168-378	.444	-	-	70-103	.680	136-5.4	406-16.2
1977-78	26	151-318	.475	-	-	76-106	.717	120-4.6	378-14.5
1978-79	23	159-311	.511	-	-	75-100	.750	145-6.3	393-17.1
Totals	100	684-1414	.484	-	-	284-406	.700	543-5.4	1652-16.5

Dee Bost • 1,640 Points • 2009-12 • G • Concord, NC

Season	GP	FG-A	PCT	3FG-A	PCT	FT-A	PCT	RBS	PTS
2008-09	36	108-307	.352	54-161	.335	122-170	.718	129-3.6	392-10.9
2009-10	36	147-367	.401	70-199	.352	104-144	.722	158-4.4	468-13.0
2010-11	17	84-216	.389	38-113	.336	54-77	.701	60-3.5	290-15.3
2011-12	33	159-406	.392	75-217	.346	127-166	.765	110-3.3	520-15.8
Totals	122	498-1296	.384	237-690	.343	407-557	.731	457-3.7	1640-13.4

Darryl Wilson • 1,619 Points • 1994-96 • G • Kennedy, AL

Season	GP	FG-A	PCT	3FG-A	PCT	FT-A	PCT	RBS	PTS
1993-94	29	133-314	.424	67-181	.370	138-171	.807	98-3.4	471-16.2
1994-95	30	150-357	.420	94-277	.339	141-169	.834	140-4.7	535-17.8
1995-96	34	178-399	.446	97-237	.409	160-201	.796	142-4.2	613-18.0
Totals	93	461-1070	.431	258-695	.371	439-541	.812	380-4.1	1619-17.4

Barry Stewart • 1,602 Points • 2007-10 • G • Shelbyville, TN

Season	GP	FG-A	PCT	3FG-A	PCT	FT-A	PCT	RBS	PTS
2006-07	35	96-240	.400	68-174	.391	82-107	.766	111-3.2	342-9.8
2007-08	34	129-337	.383	62-186	.333	71-102	.696	157-4.6	391-11.5
2008-09	36	126-343	.446	72-197	.409	121-156	.776	135-3.8	445-12.4
2009-10	36	138-369	.374	78-222	.351	70-98	.714	129-3.6	424-11.8
Totals	141	489-1289	.379	280-779	.359	344-463	.743	532-3.8	1602-11.4

Jamont Gordon • 1,558 Points • 2006-08 • G • Nashville, TN

Season	GP	FG-A	PCT	3FG-A	PCT	FT-A	PCT	RBS	PTS
2005-06	30	139-341	.408	27-104	.260	108-167	.647	203-6.8	413-13.8
2006-07	35	181-432	.419	42-121	.347	157-222	.707	250-7.1	561-16.0
2007-08	34	193-465	.415	60-188	.319	138-199	.693	224-6.6	584-17.2
Totals	99	513-1238	.414	129-143	.312	403-588	.685	677-6.8	1558-15.7

Jerry Jenkins • 1,503 Points • 1973-75 • G/F • Gulfport, MS

Season	GP	FG-A	PCT	3FG-A	PCT	FT-A	PCT	RBS	PTS
1972-73	26	177-418	.423	-	-	103-133	.774	185-7.1	457-17.6
1973-74	26	199-418	.476	-	-	73-89	.820	178-6.8	471-18.1
1974-75	26	227-469	.484	-	-	121-146	.829	180-6.9	575-22.1
Totals	78	603-1305	.462	-	-	297-368	.807	543-7.0	1503-19.3

Craig Sword • 1,089 Points • 2013-Present • G • Montgomery, AL

Season	GP	FG-A	PCT	3FG-A	PCT	FT-A	PCT	RBS	PTS
2012-13	32	120-296	.405	13-67	.194	82-148	.554	92-2.9	335-10.5
2013-14	32	157-324	.485	12-44	.273	111-179	.620	120-3.8	437-13.7
2014-15	28	97-215	.451	27-75	.360	96-137	.701	79-2.8	317-11.3
2015-16	31	143-317	.451	23-99	.232	94-139	.676	121-3.9	403-13.0
Totals	123	517-1152	.449	75-285	.263	383-603	.635	412-3.3	1492-12.1



1,000 POINT CLUB

Tony Watts • 1,491 Points • 1989-92 • G • Rolling Fork, MS

Season	GP	FG-A	PCT	3FG-A	PCT	FT-A	PCT	RBS	PTS
1988-89	27	107-222	.482	30-77	.390	23-29	.793	39-1.4	267-9.9
1989-90	30	125-327	.382	44-145	.303	58-76	.763	67-2.2	352-11.7
1990-91	28	130-255	.510	31-85	.365	44-54	.815	69-2.5	335-12.0
1991-92	28	199-413	.482	61-142	.430	78-92	.848	88-3.1	537-19.2
Totals	113	561-1217	.461	166-449	.370	203-251	.809	263-2.3	1491-13.2

Ravenn Johnson • 1,460 Points • 2008-11 • G • Lyon, MS

Season	GP	FG-A	PCT	3FG-A	PCT	FT-A	PCT	RBS	PTS
2007-08	29	31-65	.477	7-24	.292	4-10	.400	30-1.0	73-2.5
2008-09	36	156-362	.431	83-210	.395	39-46	.848	110-3.1	434-12.1
2009-10	35	173-362	.478	87-214	.407	28-43	.651	120-4.4	461-13.2
2010-11	28	162-377	.430	83-206	.403	85-109	.780	100-3.6	492-17.6
Totals	128	522-1133	.448	260-654	.398	156-208	.750	360-2.8	1460-11.4

Cameron Burns • 1,460 Points • 1988-91 • F • Flora, MS

Season	GP	FG-A	PCT	3FG-A	PCT	FT-A	PCT	RBS	PTS
1988-89	28	167-249	.671	-	-	90-145	.621	176-6.3	424-15.1
1989-90	30	207-347	.597	-	-	133-205	.649	219-7.3	547-18.2
1990-91	29	189-363	.521	0-1	.000	111-184	.603	176-6.1	489-16.9
Totals	87	563-959	.587	0-1	.000	334-534	.626	571-6.6	1460-16.8

Charles Rhodes • 1,451 Points • 2005-08 • F • Jackson, MS

Season	GP	FG-A	PCT	3FG-A	PCT	FT-A	PCT	RBS	PTS
2004-05	16	19-32	.594	0-5	.000	9-12	.750	30-1.9	47-2.9
2005-06	29	154-273	.564	1-2	.500	92-130	.708	207-7.1	401-13.8
2006-07	34	180-325	.554	6-19	.316	99-141	.702	212-6.2	465-13.7
2007-08	31	214-381	.562	3-6	.500	107-159	.673	242-7.8	538-17.4
Totals	110	567-1011	.561	10-32	.313	307-449	.684	691-6.3	1451-13.2

Jarvis Varnado • 1,403 Points • 2007-10 • F • Brownsville, TN

Season	GP	FG-A	PCT	3FG-A	PCT	FT-A	PCT	RBS	PTS
2006-07	35	75-116	.647	0-1	.000	24-45	.533	146-4.2	174-5.0
2007-08	34	109-170	.641	1-2	.500	50-100	.500	264-7.8	269-7.9
2008-09	36	180-328	.549	0-1	.000	104-159	.654	317-8.8	464-12.9
2009-10	36	184-316	.582	0-0	.000	128-210	.610	369-10.3	496-13.8
Totals	141	548-930	.589	1-4	.250	306-514	.689	1096-7.8	1403-10.0

Gavin Ware • 1,362 Points • 2013-16 • F • Starkville, MS

Season	GP	FG-A	PCT	3FG-A	PCT	FT-A	PCT	RBS	PTS
2012-13	32	110-203	.542	0-0	.000	50-89	.562	206-6.4	270-8.4
2013-14	33	129-222	.581	0-0	.000	72-111	.649	236-7.2	330-10.0
2014-15	30	110-220	.500	0-0	.000	81-109	.743	212-7.1	301-10.0
2015-16	30	183-298	.614	0-1	.000	95-126	.754	234-7.8	461-15.4
Totals	125	532-943	.564	0-1	.000	298-435	.685	888-7.1	1362-10.9

Tang Hamilton • 1,307 Points • 1998-2001 • F • Jackson, MS

Season	GP	FG-A	PCT	3FG-A	PCT	FT-A	PCT	RBS	PTS
1997-98	29	46-110	.418	17-58	.293	17-27	.630	91-3.1	126-4.3
1998-99	33	138-288	.479	40-122	.328	57-82	.695	187-5.7	373-11.3
1999-00	30	161-342	.471	43-140	.307	67-96	.698	187-6.2	432-14.4
2000-01	31	144-289	.498	32-88	.364	56-81	.691	212-6.8	376-12.1
Totals	123	489-1029	.475	132-408	.324	197-286	.689	677-5.5	1307-10.6

Rich Knarr • 1,305 Points • 1973-76 • G • Collinsville, IL

Season	GP	FG-A	PCT	3FG-A	PCT	FT-A	PCT	RBS	PTS
1972-73	26	185-426	.434	-	-	97-115	.843	85-3.3	467-18.0
1973-74	22	150-350	.429	-	-	48-55	.873	60-2.7	348-15.8
1974-75	25	143-328	.436	-	-	26-35	.743	61-2.4	312-12.5
1975-76	24	64-142	.451	-	-	50-56	.893	23-1.0	178-7.4
Totals	97	542-1246	.435	-	-	221-261	.847	229-2.4	1305-13.5

Timmy Bowers • 1,300 Points • 2001-04 • G • Gulport, MS

Season	GP	FG-A	PCT	3FG-A	PCT	FT-A	PCT	RBS	PTS
2000-01	23	21-55	.382	6-25	.240	9-14	.643	20-0.9	57-2.5
2001-02	32	126-297	.424	50-136	.368	38-63	.603	91-2.8	340-10.6
2002-03	31	162-346	.468	70-170	.412	60-80	.750	117-3.8	454-14.6
2003-04	30	156-386	.404	71-202	.351	66-89	.742	119-4.0	449-15.0
Totals	116	465-1084	.429	197-533	.370	173-246	.703	347-3.0	1300-11.2

1,000 POINT CLUB



Jack Bouldin • 1,257 Points • 1970-72 • G • Cincinnati, OH

Season	GP	FG-A	PCT	3FG-A	PCT	FT-A	PCT	RBS	PTS
1969-70	24	152-353	.431	-	-	66-76	.868	73-3.0	370-15.4
1970-71	25	190-409	.465	-	-	97-117	.829	58-2.3	477-19.1
1971-72	26	169-429	.394	-	-	72-98	.735	72-2.8	410-15.8
Totals	75	511-1191	.429	-	-	235-291	.808	203-2.7	1257-16.8

Jerry Graves • 1,245 Points • 1959-61 • F • Lexington, TN

Season	GP	FG-A	PCT	3FG-A	PCT	FT-A	PCT	RBS	PTS
1958-59	24	85-209	.407	-	-	78-101	.772	195-8.1	248-10.3
1959-60	25	146-381	.383	-	-	173-216	.801	261-10.4	465-18.6
1960-61	25	158-293	.539	-	-	216-270	.800	257-10.3	532-21.3
Totals	74	389-883	.441	-	-	467-587	.796	713-9.6	1245-16.8

Erick Dampier • 1,231 Points • 1994-96 • C • New Hebron, MS

Season	GP	FG-A	PCT	3FG-A	PCT	FT-A	PCT	RBS	PTS
1993-94	29	133-226	.589	-	-	78-159	.491	251-8.7	344-11.9
1994-95	30	153-239	.640	-	-	87-146	.596	291-9.7	393-13.1
1995-96	34	195-354	.551	-	-	104-170	.612	317-9.3	494-14.5
Totals	93	481-819	.587	-	-	269-475	.566	859-9.2	1231-13.2

Dave Williams • 1,219 Points • 1966-68 • F/C • Byram, MS

Season	GP	FG-A	PCT	3FG-A	PCT	FT-A	PCT	RBS	PTS
1965-66	25	212-453	.468	-	-	68-95	.716	256-10.2	492-19.7
1966-67	25	146-371	.394	-	-	100-143	.699	247-9.9	392-15.7
1967-68	26	134-339	.395	-	-	67-102	.657	269-10.3	335-12.9
Totals	76	492-1163	.423	-	-	235-340	.691	772-10.2	1219-16.0

Leland Mitchell • 1,219 Points • 1961-63 • F • Kiln, MS

Season	GP	FG-A	PCT	3FG-A	PCT	FT-A	PCT	RBS	PTS
1960-61	25	126-313	.403	-	-	70-101	.693	210-8.4	322-12.9
1961-62	25	162-408	.397	-	-	93-120	.775	222-8.9	417-16.7
1962-63	28	179-408	.439	-	-	122-171	.713	273-9.8	480-17.1
Totals	78	467-1129	.414	-	-	285-392	.727	705-9.0	1219-15.6

Mario Austin • 1,199 Points • 2001-03 • F/C • York, AL

Season	GP	FG-A	PCT	3FG-A	PCT	FT-A	PCT	RBS	PTS
2000-01	31	99-207	.478	1-5	.200	48-73	.658	112-3.6	246-7.9
2001-02	35	209-375	.557	-	-	146-222	.658	266-7.6	565-16.1
2002-03	25	149-279	.534	5-12	.417	85-128	.664	192-7.7	388-15.5
Totals	91	457-861	.531	6-17	.353	279-423	.660	570-6.3	1199-13.2

Marckell Patterson • 1,168 Points • 1999-02 • F/G • Eupora, MS

Season	GP	FG-A	PCT	3FG-A	PCT	FT-A	PCT	RBS	PTS
1998-99	28	42-102	.412	6-24	.250	21-31	.677	89-3.2	111-4.0
1999-00	28	89-199	.447	21-64	.328	49-70	.700	108-3.9	248-8.9
2000-01	31	127-275	.462	42-113	.372	82-103	.796	136-4.4	378-12.2
2001-02	35	145-301	.482	32-97	.330	109-140	.779	147-4.2	431-12.3
Totals	122	403-877	.460	101-298	.339	261-344	.759	480-3.9	1168-9.6

Gary Hooker • 1,144 Points • 1976-78 • F • Manhattan, NY

Season	GP	FG-A	PCT	3FG-A	PCT	FT-A	PCT	RBS	PTS
1975-76	26	186-391	.476	-	-	89-124	.718	175-6.7	461-17.7
1976-77	27	146-338	.432	-	-	108-134	.806	196-7.3	400-14.8
1977-78	27	120-214	.561	-	-	43-62	.694	193-7.1	283-10.5
Totals	80	452-943	.479	-	-	240-320	.750	564-7.1	1144-14.3

Wiley Peck • 1,136 Points • 1976-79 • F • Montgomery, AL

Season	GP	FG-A	PCT	3FG-A	PCT	FT-A	PCT	RBS	PTS
1975-76	25	83-154	.539	-	-	26-55	.473	169-6.8	192-7.7
1976-77	27	104-195	.533	-	-	68-114	.596	250-9.3	276-10.2
1977-78	27	98-171	.573	-	-	65-129	.504	228-8.4	261-9.7
1978-79	28	154-239	.644	-	-	99-158	.627	317-11.3	407-14.5
Totals	107	439-759	.578	-	-	258-456	.566	964-9.0	1136-10.6



1,000 POINT CLUB

Greg Carter • 1,123 Points • 1988-91 • F • Forest, MS

Season	GP	FG-A	PCT	3FG-A	PCT	FT-A	PCT	RBS	PTS
1987-88	27	59-130	.454	8-23	.348	14-23	.609	83-3.1	140-5.2
1988-89	28	66-137	.482	5-18	.278	11-15	.733	98-3.5	148-5.3
1989-90	30	140-252	.556	17-41	.415	92-111	.829	204-6.8	389-13.0
1990-91	29	170-301	.565	10-36	.278	96-121	.793	226-7.8	446-15.4
Totals	114	435-820	.531	40-118	.339	213-270	.789	611-5.4	1123-9.9

Tyrone Washington • 1,119 Points • 1996-99 • C • Indianola, MS

Season	GP	FG-A	PCT	3FG-A	PCT	FT-A	PCT	RBS	PTS
1995-96	31	22-54	.407	-	-	12-20	.600	64-2.1	56-1.8
1996-97	30	103-241	.427	-	-	64-89	.719	237-7.9	270-9.0
1997-98	29	147-277	.531	-	-	79-131	.603	269-9.3	373-12.9
1998-99	33	158-315	.502	-	-	104-160	.650	277-8.4	420-12.7
Totals	123	430-887	.485	-	-	259-400	.648	847-6.9	1119-9.1

W.D. "Red" Stroud • 1,116 Points • 1961-63 • G • Forest, MS

Season	GP	FG-A	PCT	3FG-A	PCT	FT-A	PCT	RBS	PTS
1960-61	24	119-243	.490	-	-	60-84	.714	67-2.8	298-12.4
1961-62	25	141-314	.449	-	-	116-137	.847	42-1.7	398-15.9
1962-63	25	150-348	.431	-	-	120-138	.870	90-3.6	420-16.8
Totals	74	410-905	.453	-	-	296-359	.825	199-2.7	1116-15.1

Larry Fry • 1,079 Points • 1973-75 • F • Lexington, TN

Season	GP	FG-A	PCT	3FG-A	PCT	FT-A	PCT	RBS	PTS
1972-73	26	123-236	.521	-	-	79-106	.745	200-7.7	325-12.5
1973-74	26	141-233	.605	-	-	68-100	.680	200-7.7	350-13.5
1974-75	26	167-292	.572	-	-	70-113	.619	228-8.8	404-15.5
Totals	78	431-761	.566	-	-	217-319	.680	628-8.1	1079-13.8

Fred Thomas • 1,050 Points • 2013-2016 • G • Jackson, MS

Season	GP	FG-A	PCT	3FG-A	PCT	FT-A	PCT	RBS	PTS
2012-13	32	103-314	.328	41-172	.238	62-78	.795	112-3.5	309-9.7
2013-14	31	99-259	.382	46-144	.319	45-72	.625	91-2.9	289-9.3
2014-15	31	84-223	.377	47-137	.343	67-85	.788	111-3.6	282-9.1
2015-16	31	54-135	.400	32-98	.327	30-39	.769	89-2.9	170-5.5
Totals	125	340-931	.365	166-551	.301	204-274	.745	403-3.2	1050-8.4

Lawrence Roberts • 1,048 Points • 2004-05 • F • Houston, TX

Season	GP	FG-A	PCT	3FG-A	PCT	FT-A	PCT	RBS	PTS
2003-04	30	175-337	.519	12-40	.300	144-227	.634	303-10.1	506-16.9
2004-05	32	171-382	.448	12-41	.293	188-288	.653	351-11.0	542-16.9
Totals	62	346-719	.481	24-81	.296	332-515	.645	654-10.5	1048-16.9

Greg Lockhart • 1,042 Points • 1986-89 • G • Memphis, TN


Season	GP	FG-A	PCT	3FG-A	PCT	FT-A	PCT	RBS	PTS
1985-86	30	107-257	.416	-	-	50-61	.820	37-1.2	264-8.8
1986-87	13	45-115	.391	3-17	.176	14-21	.667	25-1.9	107-8.2
1987-88	29	104-258	.403	9-35	.257	70-96	.729	85-2.9	287-9.9
1988-89	28	142-304	.467	18-46	.391	82-103	.796	88-3.1	384-13.7
Totals	100	398-934	.426	30-98	.306	216-281	.769	235-2.4	1042-10.4



Against Arkansas on Feb. 27, 2016, Fred Thomas became the 36th player in MSU history to score 1,000 points for a career.

PLAYERS WITH 1,000-PLUS POINTS

No.	Name	Points	No.	Name	Points
1.	Jeff Malone	2,142	19.	Rich Knarr	1,305
2.	Bailey Howell	2,030	20.	Timmy Bowers	1,300
3.	Jim Ashmore	1,918	21.	Jack Bouldin	1,257
4.	Rickey Brown	1,838	22.	Jerry Graves	1,245
5.	Ray White	1,652	23.	Erick Dampier	1,231
6.	Dee Bost	1,640	T24.	Dave Williams	1,219
7.	Darryl Wilson	1,619	T24.	Leland Mitchell	1,219
8.	Barry Stewart	1,602	26.	Mario Austin	1,199
9.	Jamont Gordon	1,558	27.	Marcell Patterson	1,168
10.	Jerry Jenkins	1,503	28.	Gary Hooker	1,144
11.	Craig Sword	1,492	29.	Wiley Peck	1,136
12.	Tony Watts	1,491	30.	Greg Carter	1,123
T13.	Ravern Johnson	1,460	31.	Tyrone Washington	1,119
T13.	Cameron Burns	1,460	32.	W.D. "Red" Stroud	1,116
15.	Charles Rhodes	1,451	33.	Larry Fry	1,079
16.	Jarvis Varnado	1,403	34.	Fred Thomas	1,050
17.	Gavin Ware	1,362	35.	Lawrence Roberts	1,048
18.	Tang Hamilton	1,307	36.	Greg Lockhart	1,042



Bailey Howell



Lawrence Roberts



Jarvis Varnado

MSU ALL-AMERICANS

- 1956-57:** Jim Ashmore (3rd Team AP & UPI; 2nd Team Converse; 1st Team Helms Foundation)
- 1957-58:** Bailey Howell (Consensus 2nd Team)
- 1958-59:** Bailey Howell (Consensus 1st Team)
- 1961-62:** Red Stroud (2nd Team Converse; 3rd Team Helms; 1st Team Coach & Athlete)
- 1962-63:** Red Stroud (2nd Team Converse)
- 1962-63:** Leland Mitchell (Honorable Mention Converse)
- 1979-80:** Rickey Brown (Citizen Savings Athletic Foundation)
- 1982-83:** Jeff Malone (1st Team Sporting News; 3rd Team NABC; 5th Team Basketball Times)

- 1990-91:** Greg Carter (Honorable Mention AP)
- 1992-93:** Chuck Evans (Honorable Mention UPI)
- 1994-95:** Erick Dampier (Honorable Mention AP)
- 1995-96:** Erick Dampier (Honorable Mention AP)
- 2002-03:** Mario Austin (5th Team Foxsports.com; Honorable Mention AP)
- 2003-04:** Lawrence Roberts (Consensus 1st Team)
- 2004-05:** Lawrence Roberts (Honorable Mention AP)
- 2006-07:** Jamont Gordon (3rd Team Rivals.com)
- 2007-08:** Jamont Gordon (2nd Team Scout.com; 6th team ESPN.com)
- 2008-09:** Jarvis Varnado (Honorable Mention AP; CollegeInsider.com); Dee Bost (Honorable Mention Freshman CollegeHoops.net)

ALL-SEC

- 1949-50:** Herb Hargett (2nd AP)
- 1950-51:** Herb Hargett (2nd AP)
- 1951-52:** Coyte Vance (2nd AP)
- 1952-53:** Gerald Caveness (2nd AP)
- 1953-54:** Gerald Caveness (3rd AP)
- 1954-55:** Jim Ashmore (2nd AP)
- 1955-56:** Jim Ashmore (1st AP & Coaches)
- 1956-57:** Jim Ashmore (1st AP & Coaches)
Bailey Howell (1st AP & Coaches)
- 1957-58:** Bailey Howell (1st AP, Coaches)
- 1958-59:** Bailey Howell (1st AP, Coaches)
- 1959-60:** Jerry Graves (2nd AP, Coaches)
Charles Hull (3rd AP)
- 1960-61:** Jerry Graves (1st AP, Coaches)
W.D. "Red" Stroud (3rd AP)
- 1961-62:** Leland Mitchell (1st AP, Coaches)
W.D. "Red" Stroud (1st AP, Coaches)
- 1962-63:** Leland Mitchell (1st AP, Coaches)
W.D. "Red" Stroud (1st AP, Coaches)
Joe Dan Gold (3rd AP, Coaches)
Doug Hutton (3rd AP)
- 1963-64:** Dave Williams (2nd AP & UPI, Coaches)
- 1965-66:** Gary Washington (Hon. Mention AP)
Dave Williams (1st UPI, 2nd AP)
Tom Payne (2nd AP, 3rd UPI)
- 1966-67:** Jack Bouldin (3rd AP)
- 1967-68:** Tom Payne (2nd AP, 3rd UPI)
- 1969-70:** Jack Bouldin (3rd AP)
- 1970-71:** Jack Bouldin (2nd AP & UPI, Coaches)
- 1972-73:** Rich Knarr (3rd AP & UPI)
- 1973-74:** Jerry Jenkins (3rd AP, Coaches)
- 1974-75:** Jerry Jenkins (2nd AP, 3rd UPI, Coaches)
- 1975-76:** Ray White (3rd AP & UPI, Coaches)
- 1976-77:** Rickey Brown (2nd AP & UPI, Coaches)
- 1977-78:** Wiley Peck (2nd AP)
Ray White (2nd AP, 3rd UPI, Coaches)
Rickey Brown (2nd UPI, 3rd AP)
- 1978-79:** Wiley Peck (2nd AP & UPI, Coaches)

- Ray White (2nd AP & UPI, Coaches)
Greg Grim (3rd AP)
- **1979-80:** Rickey Brown (1st AP & UPI, Coaches)
- **1980-81:** Jeff Malone (2nd AP, 3rd UPI, Coaches)
- **1981-82:** Jeff Malone (2nd AP, 3rd UPI, Coaches)
- **1982-83:** Jeff Malone (1st AP & UPI, Coaches)
- **1984-85:** Ken Harvey (3rd AP & UPI, Coaches)
- **1988-89:** Cameron Burns (3rd AP & UPI, Coaches)
- **1989-90:** Cameron Burns (2nd AP & UPI, Coaches)
Greg Carter (3rd AP)
- **1990-91:** Cameron Burns (1st AP, 2nd UPI, Coaches)
Greg Carter (1st AP & UPI, Coaches)
- **1991-92:** Tony Watts (2nd AP, Coaches)
Chuck Evans (3rd AP)
- **1992-93:** Chuck Evans (2nd AP, Coaches)
- **1993-94:** Erick Dampier (2nd AP & Coaches)
Darryl Wilson (3rd AP)
- **1994-95:** Erick Dampier (1st AP & Coaches)
Darryl Wilson (2nd AP & Coaches)
Marcus Grant (3rd Coaches)
- **1995-96:** Erick Dampier (1st AP & Coaches)
Darryl Wilson (1st Coaches, 2nd AP)
- **1996-97:** Horatio Webster (2nd AP & Coaches)
- **1997-98:** Horatio Webster (1st Coach, 2nd AP)
Tyrone Washington (3rd AP & Coach)
- **1998-99:** Tyrone Washington (2nd AP, 3rd Coaches)
- **1999-00:** Robert Jackson (3rd Coaches)
- **2001-02:** Mario Austin (2nd AP & Coaches)
Derrick Zimmerman (3rd AP)
- **2002-03:** Mario Austin (1st AP & Coaches)
Timmy Bowers (3rd AP)
Derrick Zimmerman (3rd AP)
- **2003-04:** Timmy Bowers (1st AP & Coaches)
- **2004-05:** Lawrence Roberts (1st AP & Coaches)
Lawrence Roberts (1st AP & Coaches)
Shane Power (2nd Coaches)
- **2005-06:** Charles Rhodes (2nd AP & Coaches)
- **2006-07:** Jamont Gordon (1st Coach & 2nd AP)



MSU HONORS

- 2007-08: Charles Rhodes (2nd Coaches) •
Jamont Gordon (1st Coaches & 1st AP) •
Charles Rhodes (1st Coaches & 2nd AP) •
Jarvis Varnado (Honorable Men, AP) •
- 2008-09: Jarvis Varnado (1st Coaches & 1st AP) •
- 2009-10: Jarvis Varnado (1st Coaches & 1st AP) •
Dee Bost (2nd Coaches & HM AP) •
Dee Bost (2nd Coaches & HM AP) •
- 2010-11: Dee Bost (1st Coaches & 1st AP) •
- 2011-12: Arnett Moultrie (1st Coaches & 1st AP) •
- 2014-15: Craig Sword (2nd Coaches) •
- 2016-17: Quinndary Weatherspoon (2nd Coaches) •

SEC COACH OF THE YEAR

- 1960-61: Babe McCarthy (AP) •
- 1961-62: Babe McCarthy (AP) •
- 1962-63: Babe McCarthy (AP) •
- 1970-71: Kermit Davis (AP) •
- 1977-78: Ron Greene (AP, UPI) •
- 1984-85: Bob Boyd (AP, UPI) •
- 1990-91: Richard Williams (UPI, Coaches) •
- 1994-95: Richard Williams (AP, Coaches) •
- 2003-04: Rick Stansbury (AP) •

SEC PLAYER OF THE YEAR

- 1956-57: Jim Ashmore (AP players poll) •
- 1957-58: Bailey Howell (AP players poll, United Press) •
- 1958-59: Bailey Howell (AP players poll) •
- 1961-62: W.D. "Red" Stroud (AP poll) •
- 1982-83: Jeff Malone (UPI) •
- 2003-04: Lawrence Roberts (AP, Coaches) •

SEC NEWCOMER OF THE YEAR

- 1996-97: Horatio Webster (AP) •
- 2003-04: Lawrence Roberts (AP) •

SEC DEFENSIVE PLAYER OF THE YEAR

- 1961-62: Jack Berkshire •
- 2007-08: Jarvis Varnado (Unanimous pick) •
- 2008-09: Jarvis Varnado •
- 2009-10: Jarvis Varnado •

SEC ALL-FRESHMAN

- 1985-86: Greg Lockhart •
- 1988-89: Tony Watts •
- 1993-94: Erick Dampier (Unanimous pick) •
- 2003-04: Gary Ervin (Unanimous pick) •
- 2005-06: Jamont Gordon (Unanimous pick) •
- 2006-07: Ben Hansbrough; Barry Stewart •
- 2008-09: Dee Bost •
- 2011-12: Rodney Hood •
- 2012-13: Craig Sword •
Gavin Ware •
- 2015-16: Quinndary Weatherspoon •
- 2016-17: Lamar Peters •

SEC ALL-DEFENSIVE TEAM

- 1990-91: Greg Carter (Coaches) •
- 2007-08: Jarvis Varnado (Coaches) •
- 2008-09: Jarvis Varnado (Coaches) •
- 2009-10: Jarvis Varnado (Coaches) •

SEC SCHOLAR-ATHLETE OF THE YEAR

- 2003-04: Shane Power •
- 2010-11: Riley Benock •

SEC PLAYER OF WEEK

- 2-3-91: Greg Carter •
- 3-3-91: Greg Carter •
- 2-17-92: Tony Watts •
- 1-17-94: Erick Dampier •
- 1-9-95: Erick Dampier •
- 2-6-95: Darryl Wilson •
- 12-4-95: Erick Dampier •
- 1-8-96: Darryl Wilson •
- 2-12-96: Darryl Wilson •
- 1-4-98: Tyrone Washington •
- 2-7-99: Detrick White •
- 1-1-01: Antonio Jackson •
- 1-7-02: Mario Austin •
- 3-4-02: Mario Austin •
- 12-15-02: Mario Austin •
- 11-24-03: Lawrence Roberts •
- 2-16-04: Lawrence Roberts •
- 3-8-04: Timmy Bowers •
- 12-27-04: Lawrence Roberts •
- 1-3-05: Lawrence Roberts •

- 12-31-07: •
- 1-21-08: •
- 3-3-08: •
- 11-24-08: •
- 12-14-09: •
- 1-18-10: •
- 3-1-10: •
- 1-17-11: •
- 3-7-11: •
- 1-16-12: •
- 12-2-13: •
- 11-16-15: •
- 1-16-17: •

- Barry Stewart
- Jamont Gordon
- Charles Rhodes
- Jarvis Varnado
- Ravern Johnson
- Jarvis Varnado
- Jarvis Varnado
- Dee Bost
- Ravern Johnson
- Arnett Moultrie
- Craig Sword
- Gavin Ware
- Quinndary Weatherspoon

SEC ROOKIE OF THE WEEK

- 1-11-88: Carl Nichols •
- 1-23-89: Tony Watts •
- 2-6-89: Cameron Burns •
- 2-20-89: Cameron Burns •
- 3-9-92: Johnny Walker •

SEC FRESHMAN OF THE WEEK

- 12-5-05: Jamont Gordon •
- 12-26-05: Jamont Gordon •
- 2-6-06: Jamont Gordon •
- 3-6-06: Jamont Gordon •
- 12-4-06: Ben Hansbrough •
- 1-15-07: Barry Stewart •
- 1-22-07: Barry Stewart •
- 1-12-09: Dee Bost •
- 2-9-09: Dee Bost •
- 11-21-11: Rodney Hood •
- 12-24-12: Gavin Ware •
- 1-14-13: Craig Sword •
- 3-11-13: Craig Sword •
- 11-30-15: Quinndary Weatherspoon •
- 12-28-15: Malik Newman •
- 2-22-16: Quinndary Weatherspoon •

SEC ACADEMIC HONOR ROLL

- 1962-63: Joe Dan Gold, Physical Education
- 1963-64: Aubrey Nichols, Pre-Law (2nd Team)
- 1966-67: John Sapen, Mathematics •
Herb Biggs, Political Science (HM) •
Chuck Wade, Education •
- 1968-69: Johnny Pearson, Pol. Science (2nd T)
- 1970-71: Jeff Watkins, Mech. Engineering •
- 1971-72: Johnny Pearson, Business (HM) •
- 1972-73: Terry Kusnierz, Education •
- 1973-74: Bill Singletary, Business •
Rich Knarr, Physical Education •
Jeff Stroman, Business (2nd Team) •
- 1974-75: Terry Kusnierz, Phys. Education (HM) •
- 1975-76: Jeff Stroman, Accounting (2nd Team) •
Rich Knarr, Physical Education •
Joe Dean, Education (2nd Team) •
- 1979-80: Jeff Stroman, Accounting (2nd Team) •
- 1986-87: Tom Schuberth, Physical Education •
- 1988-89: Mark Peters, Chemical Engineering •
- 1988-89: Carl Nichols, Computer Engineering •
- 1989-90: Carl Nichols, Business Accounting •
Cameron Burns, Physical Education •
Carl Nichols, Accounting •
- 1990-91: Brad Smith, Undecided •
- 1992-93: Orient Watson, Fitness Management •
- 1993-94: Marcus Grant, Communication •
- 1994-95: David Domingue, Communication •
Marcus Grant, Communication •
- 1995-96: Marcus Grant, Communication •
Whit Hughes, Pre-Accountancy •
Russell Walters, Poultry Science •
Jay Walton, Communication •
- 1995-96: Erick Dampier, Teaching & Coaching •
Whit Hughes, Marketing •
Jay Walton, MBA •
- 1996-97: Bubba Wilson, Interdiscipline Studies •
McKie Edmonson, Accounting •
Whit Hughes, Marketing •
- 1997-98: Bart Hyche, General Business Admin. •
McKie Edmonson, Accounting •
Whit Hughes, MBA •
Bart Hyche, Marketing •
- 1998-99: David Redding, Educ. Psychology •
Bart Hyche, Marketing •
Tyrone Washington, Gen. Bus. Ad. •
- 2000-01: Detrick White, Interdiscipline Studies •
T.J. Billups, Sports Communication •
Ward Griffith, Teaching/Coaching •



- 2001-02: Robert Jackson, Teaching/Coaching
- 2002-03: Corey Stidham, Teaching/Coaching
Guy Gardner, Secondary Education
Roy Goffer, Business Info. Systems
Michal Ignerski, Fitness Management
Wesley Morgan, Sports Comm.
- 2003-04: Corey Stidham, Teaching/Coaching
Michael Boler, Biological Sciences
Dennis Buse, Mktg./Sports Admin.
Wesley Morgan, Sports Comm.
- 2004-05: Shane Power, Sports Communication
- 2005-06: Billy Begley, Business Management
Michael Boler, Biological Sciences
Wesley Morgan, Physical Education
Shane Power, Sports Administration
Piotr Stelmach, Physical Education
- 2006-07: Billy Begley, Business Management
Piotr Stelmach, Physical Education
- 2007-08: Billy Begley, Business Management
Piotr Stelmach, Physical Education
- 2008-09: Billy Begley, Business Management
Joseph Iupe, Accounting
- 2009-10: Riley Benock, Physical Education
Brandon Bolen, Economics
Taylor Luczak, Political Science
- 2010-11: Riley Benock, Physical Education
Twany Beckham, Business
Brandon Bolen, Economics
Taylor Luczak, Political Science
- 2011-12: Riley Benock, Kinesiology
Brandon Bolen, Graduate Applied Econ
Taylor Luczak, Political Science
Charles Parker, Animal & Dairy Sciences
Shaun Smith, Kinesiology
- 2011-12: Taylor Luczak
- 2011-12: Colin Borchert
Tyson Cunningham
Baxter Price

SEC FRESHMAN ACADEMIC HONOR ROLL

- 2002-03: Stephen Cowherd
- 2003-04: Billy Begley
Piotr Stelmach
- 2006-07: Joseph Iupe
- 2007-08: Riley Benock
- 2008-09: Romero Osby
Twany Beckham

SEC ALL-TOURNAMENT TEAM

- 1933: Frank Waits (1st Team)
Buford Taylor (2nd Team)
George Pillow (2nd Team)
- 1943: Eugene Bledsoe (1st Team)
- 1950: Willard Daley (2nd Team)
- 1951: Herb Hargett (2nd Team)
- 1952: Coyte Vance (2nd Team)
- 1983: Jeff Malone
- 1986: Chauncey Robinson
- 1996: Dontae' Jones (MVP), Darryl Wilson
- 1999: Detrick White
- 2002: Mario Austin (MVP)
Derrick Zimmerman
- 2003: Timmy Bowers, Derrick Zimmerman
- 2009: Jarvis Varnado (MVP), Barry Stewart
- 2010: Jarvis Varnado, Barry Stewart

Southern Conference All-Tournament Team

- 1923: K.P. Gatchell
H.G. Perkins
- 1924: K.P. Gatchell
- 1926: H.L. Stone (1st Team)

NCAA TOURNAMENT ALL-REGIONAL TEAM

- 1963: Leland Mitchell (Midwest Regional)
- 1996: Dontae' Jones (Southeast Reg. MVP)
Erick Dampier (Southeast Regional)
Darryl Wilson (Southeast Regional)

NIT ALL-TOURNAMENT TEAM

- 2007: Jamont Gordon

NABC ALL-DISTRICT TEAM

- 1951-52: Coyte Vance (Honorable Mention)
- 1956-57: Jim Ashmore
- 1957-58: Bailey Howell (1st Team)
- 1958-59: Bailey Howell (1st Team)

- 1960-61: Jerry Graves (2nd Team)
- 1961-62: Red Stroud (2nd Team)
Leland Mitchell (3rd Team)
- 1962-63: Red Stroud (1st Team)
Leland Mitchell (2nd Team)
- 1978-79: Ray White (1st Team)
Wiley Peck (2nd Team)
Rickey Brown (2nd Team)
Rickey Brown (2nd Team)
- 1979-80: Jeff Malone (2nd Team)
- 1980-81: Jeff Malone (1st Team)
- 1981-82: Jeff Malone (1st Team)
- 1982-83: Jeff Malone (1st Team)
- 1988-89: Cameron Burns (2nd Team)
- 1990-91: Cameron Burns (1st Team)
Greg Carter (2nd Team)
Richard Williams (Coach of the Year)
Erick Dampier (2nd Team)
- 1993-94: Erick Dampier (1st Team)
- 1994-95: Darryl Wilson (2nd Team)
Richard Williams (Coach of the Year)
Erick Dampier (1st Team)
Darryl Wilson (1st Team)
- 1995-96: Horatio Webster (2nd Team)
Horatio Webster (1st Team)
- 1996-97: Tyrone Washington (2nd Team)
- 1997-98: Mario Austin (2nd Team)
- 1998-99: Mario Austin (1st Team)
- 2001-02: Lawrence Roberts (1st Team)
Timmy Bowers (2nd Team)
Rick Stansbury (Coach of the Year)
Lawrence Roberts (1st Team)
- 2002-03: Jamont Gordon (2nd Team)
Jamont Gordon (1st Team)
Charles Rhodes (2nd Team)
- 2003-04: Jarvis Varnado (2nd Team)
Jarvis Varnado (1st Team)
- 2004-05: Arnett Moultrie (1st Team)
Dee Bost (2nd Team)

USBWA ALL-DISTRICT TEAM

- 1990-91: Cameron Burns
Richard Williams (Coach of the Year)
- 1993-94: Erick Dampier
- 1994-95: Erick Dampier
Darryl Wilson
Richard Williams (Coach of the Year)
Erick Dampier
Horatio Webster
Horatio Webster
- 1995-96: Mario Austin
- 1996-97: Mario Austin
- 1997-98: Lawrence Roberts
- 2001-02: Timmy Bowers
- 2002-03: Rick Stansbury (Coach of the Year)
- 2003-04: Lawrence Roberts
Jamont Gordon
Jarvis Varnado
Jarvis Varnado
Arnett Moultrie

SPORTING NEWS TOP DEFENSIVE PLAYER

- 2009-10: Jarvis Varnado

NABC DEFENSIVE PLAYER OF THE YEAR

- 2009-10: Jarvis Varnado

LEFTY DRIESSELL AWARD

- 2009-10: Jarvis Varnado

COLLEGEINSIDER.COM SEC MVP

- 2009-10: Jarvis Varnado



In 2011, Riley Benock was named the SEC's Scholar Athlete of the Year.




HALL OF FAMER BAILEY HOWELL

Bailey Howell, the greatest name in MSU basketball history, was enshrined into the Naismith Memorial Basketball Hall of Fame in Springfield, Mass., on Sept. 29, 1997.

Listed below are some of the many accomplishments achieved by Bailey Howell during his record-setting collegiate stint at Mississippi State and productive 12-year NBA career:


- ❖ Member of the Tennessee, Mississippi and MSU Sports Halls of Fame.
- ❖ Namesake of the Cellular South Howell Trophy, presented annually to the top male basketball player among Mississippi's four-year colleges.
- ❖ Two-time All-American and three-time first-team All-SEC selection.
- ❖ Consensus first-team All-American as senior (1958-59) and consensus second-team All-American as a junior (1957-58).
- ❖ Ranked among the nation's Top 10 statistical leaders in both scoring and rebounding during all three varsity seasons (1957-59).
- ❖ Ranked fourth nationally in scoring during junior (27.8 ppg) and senior (27.5 ppg) years.
- ❖ Led the NCAA in field-goal percentage (56.8%) as a sophomore, and was second in rebounding as a senior (15.2 rpg).
- ❖ Owns career records for scoring average (27.1), rebounds (1,277), rebounding average (17.0 rpg), free throws made (682) and free throws attempted (892). Ranks second at MSU with 2,030 points.
- ❖ Owns MSU's single-game scoring (47 points vs. Union in 1958) and rebounding (34 rebounds vs. LSU in 1957) marks.
- ❖ Served as co-captain as a junior and tri-captain as a senior, helping lead coach Babe McCarthy's teams to a three-year composite record of 61-14, including an SEC title during his senior campaign.
- ❖ Starred for 12 years in the NBA, having ranked among the all-time Top 10 leaders in nine statistical categories upon his retirement in 1971.
- ❖ Six-time NBA All-Star named to the All-NBA Second Team in 1963.
- ❖ Member of two NBA World Championship teams (1968 & 1969) with the Boston Celtics.
- ❖ Selected by the Detroit Pistons in the first round (second pick overall) of the 1959 NBA Draft.



Lawrence Roberts was the winner of the 2005 Bailey Howell Trophy.



The 2010 Bailey Howell Trophy was presented to Jarvis Varnado.



In 2012 as a junior, Arnett Moultrie won the Bailey Howell Trophy.

POSTSEASON TOURNAMENT HISTORY



NCAA TOURNAMENT HISTORY (11-10)

1963 NCAA Midwest Reg. (East Lansing, MI)

Loyola (Chicago) 61, MSU 51 (1st Round)
MSU 65, Bowling Green 60 (Consolation)

1991 NCAA East Regional (Syracuse, NY)

Eastern Michigan 76, MSU 56 (1st Round)

1995 NCAA West Regional

MSU 75, Santa Clara 67 (1st Rnd @ Boise, ID)
MSU 78, Utah 64 (2nd Round @ Boise, ID)
UCLA 86, MSU 67 (Semis @ Oakland, CA)

1996 NCAA Southeast Regional

MSU 58, VCU 51 (1st Rnd @ Indianapolis)
MSU 63, Princeton 41 (2nd Rnd @ Indianapolis)
MSU 60, UConn 55 (Semis @ Lexington, KY)
MSU 73, Cincinnati 63 (Finals @ Lexington, KY)

1996 NCAA Final Four (East Rutherford, NJ)

Syracuse 77, MSU 69 (National Semifinals)

2002 NCAA Midwest Regional (Dallas, TX)

MSU 70, McNeese State 58 (1st Round)
Texas 68, MSU 64 (2nd Round)

2003 NCAA East Regional (Birmingham, AL)

Butler 47, MSU 46 (1st Round)

2004 NCAA Atlanta Regional (Orlando, FL)

MSU 85, Monmouth 52 (1st Round)
Xavier 89, MSU 74 (2nd Round)

2005 NCAA Austin Regional (Charlotte, NC)

MSU 93, Stanford 70 (1st Round)
Duke 63, MSU 55 (2nd Round)

2008 NCAA Little Rock Reg. (Little Rock, AR)

MSU 76, Oregon 69 (1st Round)
Memphis 77, MSU 74 (2nd Round)

2009 NCAA Portland Regional (Portland, OR)

Washington 71, MSU 58 (1st Round)

NIT HISTORY (7-8)

1979 NIT (Starkville, MS)

Alcorn State 80, MSU 78 (1st Round)

1990 NIT (Starkville, MS/New Orleans, LA)

MSU 84, Baylor 75 (1st Round @ MSU)
New Orleans 65, MSU 60 (2nd Round @ UNO)

1994 NIT (Manhattan, KS)

Kansas State 78, MSU 67 (1st Round)

1999 NIT (Fort Collins, CO)

Colorado State 69, MSU 56 (1st Round)

2001 NIT (Starkville, MS/Pittsburgh, PA)

MSU 75, Southern Miss 68 (1st Round @ MSU)
MSU 66, Pittsburgh 61 (2nd Rnd @ Pittsburgh)
Tulsa 77, MSU 75 (Quarterfinals @ MSU)

2007 NIT (Starkville, MS)

MSU 82, Mississippi Valley St. 63 (1st Round)
MSU 101, Bradley 72 (2nd Round)
MSU 86, Florida State 71 (Quarterfinals)

2007 NIT Semifinals (New York, NY)

West Virginia 63, MSU 62 (National Semifinals)

2010 NIT (Starkville, MS)


MSU 81, Jackson State 67 (1st Round)
North Carolina 76, MSU 74 (2nd Round)

2012 NIT (Starkville, MS)

UMass 101, MSU 96 (1st Round)



Erick Dampier led Mississippi State to the 1996 Final Four, where the Bulldogs lost to Syracuse, 77-69.



Mississippi State's first appearance in the NCAA Tournament came in 1963 against Loyola-Chicago.



POSTSEASON TOURNAMENT RECORDS

INDIVIDUAL SUPERLATIVES

Most Points Scored:

- 34, Arnett Moultrie vs. UMass (2012 NIT)
- 34, Charles Rhodes vs. Oregon (2008 NCAA)
- 32, Darryl Wilson vs. Utah (1995 NCAA)
- 28, Cameron Burns vs. Baylor (1990 NIT)
- 27, Darryl Wilson vs. Connecticut (1996 NCAA)
- 25, Mario Austin vs. McNeese St. (2002 NCAA)
- 23, Lawrence Roberts vs. Stanford (2005 NCAA)
- 23, Dontae' Jones vs. Cincinnati (1996 NCAA)
- 23, Tony Watts vs. Baylor (1990 NIT)
- 23, Leland Mitchell vs. Bowling Green (1963 NCAA)

Most Field Goals Made:

- 12, Arnett Moultrie vs. UMass (2012 NIT)
- 10, Charles Rhodes vs. Oregon (2008 NCAA)
- 10, Erick Dampier vs. Princeton (1996 NCAA)
- 10, Darryl Wilson vs. Utah (1995 NCAA)
- 9, Marckell Patterson vs. McNeese (2002 NCAA)
- 9, Dontae' Jones vs. Cincinnati (1996 NCAA)
- 9, Darryl Wilson vs. Connecticut (1996 NCAA)
- 9, Erick Dampier vs. Utah (1995 NCAA)
- 9, Cameron Burns vs. Baylor (1990 NIT)
- 9, Greg Grim vs. Alcorn State (1979 NIT)

Most Field Goals Attempted:

- 23, Arnett Moultrie vs. UMass (2012 NIT)
- 21, Darryl Wilson vs. UCLA (1995 NCAA)
- 20, Darryl Wilson vs. Utah (1995 NCAA)
- 19, Greg Carter vs. E. Michigan (1991 NCAA)
- 18, Lawrence Roberts vs. Duke (2005 NCAA)
- 18, Tang Hamilton vs. Colorado St. (1999 NIT)
- 18, Cameron Burns vs. E. Michigan (1991 NCAA)

Most 3-Point Field Goals Made:

- 7, Darryl Wilson vs. Connecticut (1996 NCAA)
- 6, Winsome Frazier vs. Stanford (2005 NCAA)
- 6, Darryl Wilson vs. Syracuse (1996 NCAA)

Most 3-Point Field Goals Attempted:

- 14, Darryl Wilson vs. UCLA (1995 NCAA)
- 13, Darryl Wilson vs. Syracuse (1996 NCAA)

Most Free Throws Made:

- 14, Charles Rhodes vs. Oregon (2008 NCAA)
- 13, Leland Mitchell vs. Bowling Green (1963 NCAA)
- 10, Darryl Wilson vs. Utah (1995 NCAA)
- 10, Cameron Burns vs. Baylor (1990 NIT)

Most Free Throws Attempted:

- 18, Charles Rhodes vs. Oregon (2008 NCAA)
- 16, Leland Mitchell vs. Bowling Green (1963 NCAA)
- 14, Mario Austin vs. McNeese St. (2002 NCAA)
- 13, Cameron Burns vs. Baylor (1990 NIT)

Most Rebounds:

- 14, Lawrence Roberts vs. Stanford (2005 NCAA)
- 14, Erick Dampier vs. Syracuse (1996 NCAA)
- 13, Tang Hamilton vs. Tulsa (2001 NIT)
- 13, Dontae' Jones vs. Cincinnati (1996 NCAA)
- 12, Jarvis Varnado vs. Bradley (2007 NIT)
- 12, Branden Vincent vs. Xavier (2004 NCAA)
- 12, Wiley Peck vs. Alcorn State (1979 NIT)

Most Assists:

- 13, Dee Bost vs. UMass (2012 NIT)
- 10, Jamont Gordon vs. Bradley (2007 NIT)
- 9, Jamont Gordon vs. Oregon (2008 NCAA)
- 9, Jamont Gordon vs. West Virginia (2007 NIT)
- 9, Timmy Bowers vs. Monmouth (2004 NCAA)
- 9, Marcus Bullard vs. Princeton (1996 NCAA)

Most Blocked Shots:

- 8, Erick Dampier vs. Utah (1995 NCAA)
- 6, Charles Rhodes vs. Bradley (2007 NIT)
- 5, Erick Dampier vs. VCU (1996 NCAA)
- 5, Jarvis Varnado vs. Memphis (2008 NCAA)
- 5, Jarvis Varnado vs. Washington (2009 NCAA)

Most Steals:

- 5, Barry Stewart vs. Florida State (2007 NIT)
- 5, Timmy Bowers vs. McNeese St. (2002 NCAA)
- 4, Ben Hansbrough vs. Oregon (2008 NCAA)
- 4, Winsome Frazier vs. Xavier (2004 NCAA)
- 4, Ontario Harper vs. McNeese St. (2002 NCAA)

TEAM SUPERLATIVES

Most Points Scored:

- 101 vs. Bradley (2007 NIT)
- 96 vs. UMass (2012 NIT)
- 93 vs. Stanford (2005 NCAA)

Most Field Goals Made:

- 39 vs. Bradley (2007 NIT)
- 33 vs. Alcorn State (1979 NIT)
- 32 vs. UMass (2012 NIT)
- 32 vs. Stanford (2005 NCAA)
- 30 vs. Mississippi Valley State (2007 NIT)
- 30 vs. Monmouth (2004 NCAA)

Most Field Goals Attempted:

- 75 vs. UMass (2012 NIT)
- 73 vs. Bradley (2007 NIT)
- 72 vs. Xavier (2004 NCAA)

Best Field Goal Percentage:

- .600 [24-40] vs. Princeton (1996 NCAA)
- .589 [33-56] vs. Alcorn State (1979 NIT)
- .561 [32-57] vs. Stanford (2005 NCAA)

Most 3-Point Field Goals Made:

- 12 vs. UMass (2012 NIT)
- 12 vs. Bradley (2007 NIT)
- 11 vs. North Carolina (2010 NIT)
- 11 vs. Syracuse (1996 NCAA)

Most 3-Point Field Goals Attempted:

- 32 vs. UCLA (1995 NCAA)
- 31 vs. UMass (2012 NIT)
- 30 vs. Florida State (2007 NIT)
- 29 vs. North Carolina (2010 NIT)
- 29 vs. Jackson State (2010 NIT)

Best 3-Point Field Goal Percentage:

- .529 [9-17] vs. Stanford (2005 NCAA)
- .500 [6-12] vs. Baylor (1990 NIT)
- .467 [7-15] vs. Connecticut (1996 NCAA)

Most Free Throws Made:

- 30 vs. Baylor (1990 NIT)
- 29 vs. Jackson State (2010 NIT)
- 25 vs. Bowling Green (1963 NCAA)

Most Free Throws Attempted:

- 39 vs. Baylor (1990 NIT)
- 38 vs. Jackson State (2010 NIT)
- 36 vs. Oregon (2008 NCAA)
- 35 vs. Bowling Green (1963 NCAA)

Best Free Throw Percentage:

- 1.000 [6-6] vs. Syracuse (1996 NCAA)
- .852 [23-27] vs. Florida State (2007 NIT)
- .818 [9-11] vs. West Virginia (2007 NIT)

Most Rebounds:

- 51 vs. Bradley (2007 NIT)
- 51 vs. Bowling Green (1963 NCAA)
- 47 vs. Monmouth (2004 NCAA)

Most Assists:

- 22 vs. UMass (2012 NIT)
- 22 vs. Bradley (2007 NIT)
- 21 vs. Syracuse (1996 NCAA)
- 19 vs. Monmouth (2004 NCAA)

Most Turnovers:

- 21 vs. Syracuse (1996 NCAA)
- 20 vs. Virginia Commonwealth (1996 NCAA)
- 20 vs. UCLA (1995 NCAA)
- 20 vs. Santa Clara (1995 NCAA)

Most Blocked Shots:

- 10 vs. Bradley (2007 NIT)
- 10 vs. Baylor (1990 NIT)
- 8 vs. Utah (1995 NCAA)
- 7 vs. Mississippi Valley State (2007 NIT)
- 7 vs. Connecticut (1996 NCAA)
- 7 vs. Memphis (2008 NCAA)

Most Steals:

- 15 vs. Florida State (2007 NIT)
- 12 vs. Monmouth (2004 NCAA)
- 11 vs. Xavier (2004 NCAA)

MSU POSTSEASON BOX SCORES



2012 NIT

FIRST ROUND

UMass 101, Mississippi State 96
 March 13, 2012 • Starkville, MS
 Humphrey Coliseum (2,507)

UMass	FG	3FG	FT	RB	PT	A
Vinson	5-12	1-4	1-1	3	12	1
Putney	5-12	0-4	0-0	16	10	2
Carter	6-10	0-0	8-12	12	20	0
Williams	11-20	4-7	2-2	8	28	6
Morgan	3-12	2-6	0-0	6	8	4
Farrell	6-13	2-4	2-2	2	16	1
Esho	1-3	0-0	1-0	3	3	0
Riley	2-8	0-3	0-0	1	4	1
TOTALS	39-90	9-28	14-19	56	101	15

MSU

MSU	FG	3FG	FT	RB	PT	A
Sidney	1-4	0-1	1-2	3	3	1
Moultrie	12-23	2-5	8-9	6	34	3
Bost	5-12	3-7	7-8	6	20	13
Hood	3-12	2-7	0-0	8	8	4
Bryant	5-12	0-2	2-2	7	12	0
Steele	5-10	5-9	2-2	4	17	1
Lewis	1-2	0-0	0-0	4	2	0
D. Smith	0-0	0-0	0-2	0	0	0
TOTALS	32-75	12-31	20-25	41	96	22

Halftime score: UMass 41, MSU 31.

2010 NIT

FIRST ROUND

Mississippi State 81, Jackson State 67
 March 16, 2010 • Starkville, MS
 Humphrey Coliseum (4,433)

JSU	FG	3FG	FT	RB	PT	A
Burk	1-3	1-2	0-0	6	3	1
Jefferson	0-0	0-0	0-0	0	0	0
Melvin	3-6	0-2	2-2	2	8	2
Dixon	1-8	0-3	1-2	11	3	2
Johnson	9-23	6-14	8-10	5	32	2
Hanson	4-11	3-6	0-0	1	11	1
Blake	0-2	0-0	0-0	5	0	0
C. Williams	1-2	0-0	0-0	0	2	0
P. Williams	2-3	0-0	0-0	2	4	0
Swanier	0-1	0-0	0-0	1	0	0
Gregory	1-1	0-0	202	2	4	0
TOTALS	22-60	10-27	13-16	38	67	8

MSU

MSU	FG	3FG	FT	RB	PT	A
Augustus	4-7	3-6	2-2	5	13	0
Varnado	6-11	0-0	9-14	11	21	1
Johnson	1-6	0-5	2-2	1	4	1
Bost	4-8	2-6	8-10	4	18	6
Stewart	3-7	1-5	0-0	4	7	2
Osby	1-4	1-2	0-0	3	3	0
Parker	0-0	0-0	2-2	0	2	0
Benock	1-4	1-4	0-0	0	3	2
Luczak	0-0	0-0	1-2	1	1	0
Price	0-0	0-0	0-0	0	0	0
Turner	2-7	0-1	3-4	6	7	3
Lewis	0-0	0-0	0-0	0	0	0
Riek	0-0	0-0	2-2	0	2	0
TOTALS	22-54	8-29	29-38	35	81	15

Halftime score: MSU 32, JSU 23.

2010 NIT

SECOND ROUND

North Carolina 76, Mississippi State 74
 March 20, 2010 • Starkville, MS
 Humphrey Coliseum (9,471)

UNC	FG	3FG	FT	RB	PT	A
Thompson	4-8	0-0	0-0	5	8	2
Henson	6-11	0-0	0-0	8	12	3
Ginyard	3-7	0-3	0-2	6	6	3
Drew	2-5	1-3	0-0	1	5	6
Graves	6-10	4-6	1-1	3	17	0
Strickland	3-4	0-0	2-3	3	8	2
McDonald	3-8	0-2	1-1	0	7	1
Watts	0-1	0-0	0-0	2	0	0
Zear	2-5	0-0	2-2	2	6	0
Zeller	3-7	0-0	1-1	7	7	17
TOTALS	32-66	5-14	7-10	41	76	17

MSU

MSU	FG	3FG	FT	RB	PT	A
Augustus	2-4	0-1	0-1	2	4	1
Varnado	5-9	0-0	4-5	7	14	2
Johnson	4-11	4-6	1-2	6	13	1
Bost	4-10	3-9	3-4	5	14	4
Stewart	5-13	3-7	5-7	5	18	2
Osby	1-2	0-0	0-0	0	2	0
Benock	0-2	0-2	0-0	0	0	0
Turner	3-7	1-4	2-2	6	9	2
Lewis	0-0	0-0	0-0	0	0	0
TOTALS	24-58	11-29	15-21	32	74	12

Halftime Score: UNC 36, MSU 33.



This shot in the closing seconds by North Carolina's John Drew over the out-stretched arms of Jarvis Varnado gave the Tar Heels a 76-74 victory against Mississippi State in the second round of the 2010 NIT in Starkville.



MSU POSTSEASON BOX SCORES

2009 NCAA Tournament
FIRST ROUND
 Washington 71, Mississippi State 58
 March 20, 2009 • Portland, OR
 Rose Garden (17,586)

MSU	FG	3FG	FT	RB	PT	A
Stewart	4-6	2-3	4-4	1	14	0
Turner	3-7	2-5	0-0	9	8	0
Varnado	3-7	0-0	1-2	3	7	0
R. Johnson	3-13	1-5	0-0	3	7	0
Bost	1-10	0-3	3-5	3	5	4
Beckham	0-0	0-0	0-0	0	0	0
Osby	1-1	0-0	1-2	2	3	0
Benock	0-0	0-0	0-0	0	0	0
Luczak	0-1	0-1	0-0	0	0	0
Augustus	4-9	0-1	1-2	8	9	0
Boen	0-0	0-0	0-0	0	0	0
B. Johnson	1-5	0-0	3-4	6	5	1
TOTALS	20-59	5-18	13-19	36	58	5
UW	FG	3FG	FT	RB	PT	A
Pondexter	9-17	0-0	5-6	8	23	2
Brockman	4-8	0-0	2-5	14	10	1
Gant	2-4	0-0	0-0	4	4	0
Thomas	3-13	0-4	3-4	2	9	5
Dentmon	1-6	0-2	2-2	3	4	1
Overton	3-3	1-1	0-0	3	1	1
Bryan-Amaning	2-5	0-0	0-0	3	4	0
Suggs	0-0	0-0	0-0	0	0	0
Wallace	0-0	0-0	0-0	0	0	0
Holiday	0-2	0-0	2-2	0	2	0
Turner	3-4	1-2	0-0	1	7	3
Wolffinger	0-0	0-0	1-2	0	1	0
TOTALS	27-62	2-9	15-21	45	71	13

Halftime score: UW 38, MSU 27.

2008 NCAA TOURNAMENT
FIRST ROUND
 Mississippi State 76, Oregon 69
 March 21, 2008 • North Little Rock, AR
 Alltel Arena (16,060)

UO	FG	3FG	FT	RB	A	PT
Hairston	7-17	3-8	5-6	7	0	22
Taylor	2-12	1-7	4-4	5	1	9
Leunen	5-11	1-6	2-2	7	2	13
Porter	5-17	4-13	4-5	4	5	18
Catron	1-2	0-1	1-2	3	2	3
Platt	0-0	0-0	0-0	0	0	0
Odia	1-3	0-2	0-0	2	2	2
Longmire	1-1	0-0	0-0	3	0	2
Viney	0-1	0-1	0-0	0	0	0
Brown	0-0	0-0	0-0	0	1	0
Totals	22-64	9-38	16-19	36	13	69
MSU	FG	3FG	FT	RB	A	PT
Hansbrough	2-5	0-3	1-2	4	3	5
Stewart	4-10	4-8	4-5	2	2	16
Rhodes	10-12	0-0	14-18	9	1	34
Varnado	5-7	0-0	1-2	8	1	11
Gordon	2-14	0-4	4-8	11	9	8
Johnson, Rav	0-1	0-1	0-0	1	0	0
Begley	0-0	0-0	0-0	0	0	0
Johnson, Bri	1-1	0-0	0-1	2	0	2
Turner	0-1	0-1	0-0	1	0	0
Bailey	0-0	0-0	0-0	0	0	0
Totals	24-51	4-17	24-36	40	16	76

Halftime Score: UO 38, MSU 28.

2008 NCAA TOURNAMENT
SECOND ROUND
 Memphis 77, Mississippi State 74
 March 23, 2008 • North Little Rock, AR
 Alltel Arena (16,060)

MSU	FG	3FG	FT	RB	A	PT
Hansbrough	7-10	3-5	2-2	2	0	19
Stewart	1-12	0-6	2-3	5	1	4
Rhodes	7-14	0-0	0-1	10	1	14
Varnado	2-4	0-0	7-8	2	0	11
Gordon	7-16	4-7	3-6	11	5	21
Johnson, Rav	2-2	1-1	0-0	0	0	5
Johnson, Bri	0-2	0-0	0-0	1	1	0
Turner	0-0	0-0	0-0	0	1	0
Bailey	0-0	0-0	0-0	0	0	0
Totals	26-60	8-19	14-20	37	9	74
UM	FG	3FG	FT	RB	A	PT
Dozier	4-10	0-0	1-3	4	1	9
Dorsey	6-8	0-0	1-5	12	0	13
Anderson	1-5	0-3	2-6	4	4	4
Douglas-Rob	6-16	0-3	5-7	5	4	17
Rose	6-14	1-3	4-9	9	7	17
Taggart	0-3	0-1	2-2	7	1	2
Kemp	4-5	4-5	0-0	1	1	12
Allen	0-1	0-0	0-0	0	1	0
Mack	1-1	1-1	0-0	0	0	3
Robinson	0-0	0-0	0-0	0	0	0
Totals	28-63	6-16	15-32	45	19	77

Halftime Score: UM 36, MSU 27.

2007 NIT
FIRST ROUND
 Mississippi State 82, Miss. Valley St. 63
 March 13, 2007 • Starkville, MS
 Humphrey Coliseum (5,501)

MVSU	FG	3FG	FT	RB	A	PT
Cannon	2-7	0-2	0-0	1	2	4
Bryant	2-5	0-0	0-2	8	0	4
Price	3-5	0-0	0-2	3	1	6
Snow	3-9	2-7	0-0	1	0	8
Clark	0-2	0-0	0-0	1	0	0
Parks II	1-1	1-1	0-0	0	0	3
Speech	3-9	0-1	0-0	4	2	6
Davis	1-3	0-1	0-0	1	3	2
Higgins	0-0	0-0	0-0	0	1	0
Lucas	7-10	0-0	8-11	4	0	22
Curry	0-2	0-0	2-2	1	1	2
Alexander	3-8	0-0	0-0	9	0	6
Totals	25-61	3-12	10-17	36	10	63
MSU	FG	3FG	FT	RB	A	PT
Delk, Rich	2-3	1-2	0-2	1	3	5
Slater	1-9	0-2	1-2	7	2	3
Rhodes	8-12	0-0	5-5	4	1	21
Delk, Reg	3-9	1-5	0-0	0	1	7
Gordon	8-12	2-4	0-2	9	8	18
Begley	0-3	0-2	0-0	0	0	0
Stewart	2-7	1-5	0-0	2	1	5
Iupe	0-0	0-0	0-0	0	0	0
Hansbrough	3-7	2-6	7-8	5	1	15
Rimmer	0-0	0-0	0-0	0	0	0
Varnado	3-3	0-0	2-3	5	0	8
Goodridge	0-2	0-0	0-2	2	0	0
Stelmach	0-1	0-0	0-0	2	0	0
Totals	30-68	7-26	15-24	41	17	82

Halftime Score: MSU 40, MVSU 24.

MSU POSTSEASON BOX SCORES



2007 NIT SECOND ROUND

Mississippi State 101, Bradley 72
March 17, 2007 • Starkville, MS
Humphrey Coliseum (5,733)

Bradley	FG	3FG	FT	RB	A	PT
Andrews.....	6-8	0-0	1-2	9	0	13
Franklin.....	4-13	3-5	4-4	3	5	15
Tauai.....	1-6	0-2	2-6	3	0	4
Crouch.....	4-10	3-8	1-2	1	4	12
Ruffin.....	4-11	1-5	2-2	5	5	11
Phillips.....	0-0	0-0	0-0	0	0	0
Salley.....	2-5	0-1	0-0	3	0	4
Warren.....	3-9	1-3	1-1	2	0	8
Adams.....	1-7	1-5	0-0	2	1	3
Lavin.....	0-1	0-1	0-0	1	0	0
Singh.....	1-1	0-0	0-0	1	1	2
Totals.....	26-71	9-30	11-17	32	16	72

MSU	FG	3FG	FT	RB	A	PT
Delk, Rich.....	3-5	0-2	0-0	3	4	6
Slater.....	6-10	1-2	0-0	8	1	13
Rhodes.....	7-10	0-0	3-4	8	0	17
Delk, Reg.....	5-10	3-6	2-4	3	2	15
Gordon.....	7-12	3-5	3-4	6	10	20
Begley.....	0-0	0-0	0-0	0	0	0
Stewart.....	4-9	4-7	1-2	4	0	13
lupe.....	1-1	0-0	0-0	0	0	2
Hansbrough... 3-9	1-4	2-4	3	5	9	2
Varnado.....	3-7	0-1	0-0	12	0	6
Goodridge.....	0-0	0-0	0-0	0	0	0
Stelmach.....	0-0	0-0	0-0	0	0	0
Totals.....	39-73	12-27	11-18	51	22	101

Halftime Score: MSU 44, BU 38.

2007 NIT QUARTERFINALS

Mississippi State 86, Florida State 62
March 27, 2007 • Starkville, MS
Humphrey Coliseum (9,013)

FSU	FG	3FG	FT	RB	A	PT
Thornton.....	6-10	1-2	3-9	6	0	16
Echefu.....	0-2	0-1	0-0	5	1	0
Swann.....	10-17	9-13	2-2	5	0	31
Douglas.....	6-11	0-2	0-0	4	5	12
Rich.....	2-4	0-0	3-4	4	2	7
Mims.....	1-2	1-2	0-0	0	1	3
Allen.....	0-2	0-1	0-0	1	0	0
Breeden.....	0-1	0-0	0-1	1	0	0
Reid.....	1-1	0-0	0-0	4	1	2
Totals.....	26-50	11-21	8-16	31	10	71

MSU	FG	3FG	FT	RB	A	PT
Delk, Rich.....	3-5	1-2	0-0	3	1	7
Slater.....	4-12	2-7	3-3	3	0	13
Rhodes.....	5-9	0-0	4-6	6	0	14
Delk, Reg.....	1-5	0-4	0-0	2	1	2
Gordon.....	3-12	1-5	9-11	6	7	16
Begley.....	0-2	0-2	0-0	0	0	0
Stewart.....	3-7	1-4	3-3	3	1	10
lupe.....	0-0	0-0	0-0	1	0	0
Hansbrough... 3-6	2-5	4-4	7	2	12	10
Varnado.....	5-5	0-0	0-0	2	0	10
Goodridge.....	1-1	0-0	0-0	2	0	2
Stelmach.....	0-2	0-1	0-0	0	0	0
Totals.....	28-66	7-30	23-27	39	12	86

Halftime Score: MSU 42, FSU 29.

2007 NIT SEMIFINALS

West Virginia 63, Mississippi State 62
March 27, 2007 • New York City, NY
Madison Square Garden (7,713)

WVU	FG	3FG	FT	RB	A	PT
Nichols.....	7-13	2-5	1-2	6	3	17
Young.....	6-13	4-8	0-0	6	1	16
Summers.....	2-6	0-0	0-0	9	1	4
Alexander.....	1-5	0-1	0-0	0	1	2
Ruoff.....	3-7	0-2	4-5	5	4	10
Smalligan.....	1-7	1-5	3-5	7	2	6
Butler.....	2-9	0-2	2-4	4	0	6
Mazzulla.....	1-3	0-0	0-0	1	1	2
Smith.....	0-0	0-0	0-0	0	0	0
Totals.....	23-63	7-23	10-16	41	13	63

MSU	FG	3FG	FT	RB	A	PT
Delk, Rich.....	3-7	0-2	2-2	3	0	8
Slater.....	7-12	3-5	1-1	9	1	18
Rhodes.....	4-12	0-1	2-2	10	1	10
Delk, Reg.....	2-5	2-4	0-0	2	1	6
Gordon.....	4-11	0-1	3-4	6	9	11
Hansbrough... 0-2	0-1	1-2	3	0	1	1
Stewart.....	3-7	2-5	0-0	2	1	8
Varnado.....	0-0	0-0	0-0	1	0	0
Totals.....	23-56	7-19	9-11	38	13	62

Halftime Score: MSU 32, WVU 28.

2005 NCAA TOURNAMENT First Round

Mississippi State 93, Stanford 70
March 18, 2005 • Charlotte, NC
Charlotte Coliseum (23,207)

MSU	FG	3FG	FT	RB	A	PT
Roberts.....	8-14	0-1	7-9	14	1	23
Power.....	4-8	2-4	4-5	6	3	14
Harper.....	2-6	0-1	4-4	3	3	8
Ervin.....	2-4	0-0	1-2	2	2	5
Frazier.....	7-9	6-8	0-0	2	0	20
Rhodes.....	1-1	0-0	2-2	1	0	4
Begley.....	0-0	0-0	0-0	0	0	0
Edmondson... 0-2	0-2	0-0	0	0	2	0
Cannon.....	0-1	0-0	0-0	1	1	0
Boler.....	1-1	1-1	2-2	0	0	5
Slater.....	3-4	0-0	0-0	3	0	6
Morgan.....	0-0	0-0	0-0	0	0	0
Stelmach.....	0-0	0-0	0-2	2	0	0
Campbell.....	4-7	0-0	0-0	4	1	8
Totals.....	32-57	9-17	20-26	39	13	93

Stanford	FG	3FG	FT	RB	A	PT
Washington... 4-5	0-0	4-8	1	0	12	12
Haryasz.....	5-17	0-3	4-5	9	3	14
Little.....	6-11	0-0	2-3	6	0	14
Hernandez... 5-12	3-8	4-4	3	4	17	17
Robinson.....	2-9	0-3	0-0	2	2	4
Finger.....	1-2	0-1	0-0	1	0	2
Haas.....	1-5	1-3	2-2	2	0	5
Prowitt.....	0-2	0-0	2-3	1	0	2
Totals.....	24-63	4-18	18-25	30	9	70

Halftime Score: MSU 44, Stanford 43.



MSU POSTSEASON BOX SCORES

2005 NCAA TOURNAMENT

Second Round

Duke 63, Mississippi State 55
March 20, 2005 • Charlotte, NC
Charlotte Coliseum (23,207)

MSU	FG	3FG	FT	RB	A	PT
Roberts.....	5-18	0-0	7-10	11	3	17
Power.....	1-6	0-1	1-2	5	1	3
Harper.....	7-12	2-2	1-2	6	0	17
Ervin.....	1-8	0-2	1-3	3	5	3
Frazier.....	2-10	2-8	1-4	4	0	7
Rhodes.....	1-1	0-0	0-0	2	0	2
Edmondson.....	0-2	0-0	0-0	1	0	0
Slater.....	1-2	0-0	0-0	0	0	2
Morgan.....	0-0	0-0	0-0	0	0	0
Campbell.....	2-3	0-0	0-0	2	0	4
Totals.....	20-62	4-13	11-21	39	9	55

Duke	FG	3FG	FT	RB	A	PT
Williams.....	5-12	0-0	3-6	15	0	13
Randolph.....	0-4	0-1	2-3	5	3	2
Redick.....	5-17	2-9	4-4	5	0	16
Ewing.....	7-13	4-7	4-4	4	3	22
Dockery.....	1-2	1-2	2-2	4	1	5
Melchionni.....	0-1	0-1	2-2	2	0	2
Nelson.....	1-1	1-1	0-0	2	1	3
Love.....	0-0	0-0	0-0	3	0	0
Johnson.....	0-0	0-0	0-0	0	0	0
Totals.....	19-50	8-21	17-21	43	8	63

Halftime Score: Duke 30, MSU 22.

2004 NCAA TOURNAMENT

FIRST ROUND

Mississippi State 85, Monmouth 52
March 19, 2004 • Orlando, FL
TD Waterhouse Centre (15,961)

Monmouth	FG	3FG	FT	RB	A	PT
Krayl.....	3-5	2-2	1-5	1	0	9
Hamilton.....	2-4	0-0	2-3	1	1	6
Boxler.....	2-5	0-0	0-0	3	0	4
Azzarelli.....	1-3	0-2	0-0	1	2	2
Byfield.....	4-10	4-8	0-0	2	1	12
Delic.....	1-4	1-4	0-0	0	0	3
Kaplan.....	1-2	1-2	0-0	1	2	3
Owens.....	0-3	0-1	0-0	0	0	0
Warner.....	0-1	0-1	0-0	0	0	0
Stephens.....	0-3	0-2	2-2	1	1	2
Alston.....	1-2	0-1	1-2	5	2	3
Hamlett.....	1-1	0-0	0-1	1	0	2
Kenny.....	1-4	1-4	0-0	1	1	3
Anderson.....	1-4	0-0	1-2	1	2	3
Totals.....	18-51	9-27	7-15	20	12	52

MSU	FG	3FG	FT	RB	A	PT
Roberts.....	6-9	2-3	5-5	4	2	19
Power.....	4-6	3-3	2-2	3	0	13
Vincent.....	4-4	0-0	6-10	11	1	14
Bowers.....	2-8	1-6	0-0	6	9	5
Frazier.....	1-6	1-5	0-0	3	3	3
Ervin.....	4-5	0-0	3-3	1	0	11
Buse.....	1-1	1-1	0-0	0	0	3
Boler.....	0-1	0-1	0-0	5	1	0
Slater.....	0-4	0-1	0-0	1	2	0
Morgan.....	1-1	0-0	0-1	2	0	2
Smith.....	1-2	0-0	0-0	2	1	2
Stelmach.....	2-4	0-2	1-2	5	0	5
Campbell.....	4-5	0-0	0-0	2	0	8
Totals.....	30-56	8-22	17-23	47	19	85

Halftime Score: MSU 46, Monmouth 34.

2004 NCAA TOURNAMENT

Second Round

Xavier 89, Mississippi State 74
March 21, 2004 • Orlando, FL
TD Waterhouse Centre (15,961)

Xavier	FG	3FG	FT	RB	A	PT
Cage.....	1-3	0-1	1-1	2	2	3
Doellman.....	5-10	2-4	1-1	8	3	13
Myles.....	3-7	0-0	2-4	14	1	8
Chalmers.....	11-13	4-4	5-6	2	2	31
Sato.....	4-10	2-3	2-2	7	2	12
Finn.....	6-9	5-7	5-9	1	3	22
Jackson.....	0-0	0-0	0-0	0	0	0
Christiansen.....	0-0	0-0	0-0	0	0	0
Cole.....	0-3	0-0	0-0	2	1	0
Caudle.....	0-0	0-0	0-0	0	0	0
Compton.....	0-0	0-0	0-0	0	0	0
Totals.....	30-55	13-19	16-23	38	14	89

MSU	FG	3FG	FT	RB	A	PT
Roberts.....	4-11	1-2	2-4	7	0	11
Power.....	6-11	3-6	1-2	3	2	16
Vincent.....	4-10	0-0	3-6	12	1	11
Bowers.....	6-14	2-7	1-2	1	5	15
Frazier.....	3-13	3-9	3-4	9	1	12
Ervin.....	3-8	0-1	3-3	2	5	9
Buse.....	0-0	0-0	0-0	0	0	0
Slater.....	0-0	0-0	0-0	0	0	0
Stelmach.....	0-2	0-1	0-0	0	0	0
Campbell.....	0-3	0-0	0-0	3	0	0
Totals.....	26-72	9-26	13-21	40	14	74

Halftime Score: Xavier 34, MSU 33.

2003 NCAA TOURNAMENT

First Round

Butler 47, Mississippi State 46
March 21, 2003 • Birmingham, AL
Birmingham-Jefferson Civic Center (16,467)

Butler	FG	3FG	FT	RB	A	PT
Monserrez.....	1-6	1-3	0-0	4	0	3
Curry.....	0-3	0-2	0-0	1	0	0
Cornette.....	4-7	0-0	1-2	6	1	9
Miller.....	5-12	2-7	2-2	2	4	14
Archey.....	2-6	2-4	2-2	4	0	8
Lightfoot.....	6-13	0-2	1-2	7	0	13
Horan.....	0-0	0-0	0-0	1	0	0
Sheets.....	0-0	0-0	0-0	0	0	0
Totals.....	18-47	5-18	6-8	26	5	47

MSU	FG	3FG	FT	RB	A	PT
Harper.....	0-5	0-2	2-2	5	0	2
Ignerski.....	0-6	0-3	0-0	3	1	0
Austin.....	8-12	1-1	1-4	10	0	18
Bowers.....	2-9	2-8	3-4	4	3	9
Zimmerman.....	1-5	0-3	2-4	1	5	4
Campbell.....	0-0	0-0	0-0	1	0	0
Frazier.....	3-5	3-4	0-0	1	0	9
Vincent.....	2-2	0-0	0-0	4	1	4
Totals.....	16-44	6-21	8-14	30	10	46

Halftime Score: Butler 28, MSU 25.

MSU POSTSEASON BOX SCORES



2002 NCAA TOURNAMENT

First Round

Mississippi State 70, McNeese State 58

March 15, 2002 • Dallas, TX

American Airlines Center (19,951)

McNeese	FG	3FG	FT	RB	A	PT
Perkins.....	1-6	0-1	2-2	6	0	4
Gentry.....	4-8	0-0	3-6	9	0	11
Brewer.....	2-5	0-0	3-7	5	0	7
Bryant.....	2-4	1-3	0-1	1	1	5
Williams.....	6-14	2-3	1-2	9	5	15
Lewis.....	2-5	0-0	1-1	0	2	5
Coleman.....	2-10	1-8	0-0	1	0	5
Jackson.....	2-4	0-0	0-1	2	0	4
Johnson.....	0-0	0-0	0-0	0	0	0
Garriet.....	1-2	0-1	0-0	0	0	2
Beik.....	0-0	0-0	0-0	0	1	0
Teeter.....	0-0	0-0	0-0	1	0	0
Khorokorin.....	0-0	0-0	0-0	0	0	0
Totals.....	22-58	4-16	10-20	38	9	58

MSU	FG	3FG	FT	RB	A	PT
Gholar.....	1-5	1-3	1-2	4	1	4
Ignerski.....	0-2	0-1	0-0	3	0	0
Austin.....	8-13	0-0	9-14	9	2	25
Zimmerman ..	3-6	0-0	4-4	5	4	10
Patterson.....	9-11	2-3	0-0	1	1	20
Goffer.....	0-1	0-0	0-0	1	0	0
Campbell.....	0-1	0-0	0-0	0	0	0
Gardner.....	0-0	0-0	0-0	0	0	0
Bowers.....	4-10	1-3	2-2	4	4	11
Stidham.....	0-0	0-0	0-0	0	0	0
Frazier.....	0-0	0-0	0-0	0	0	0
Harper.....	0-1	0-0	0-0	5	3	0
Carr.....	0-1	0-1	0-0	0	0	0
Smith.....	0-3	0-0	0-0	2	0	0
Totals.....	25-54	4-11	16-22	40	15	70

Halftime Score: MSU 31, McNeese 25.

2002 NCAA TOURNAMENT

Second Round

Texas 68, Mississippi State 64

March 17, 2002 • Dallas, TX

American Airlines Center (19,951)

Texas	FG	3FG	FT	RB	A	PT
Mouton.....	2-9	1-4	0-0	3	3	5
Erskan.....	8-9	0-0	1-1	4	0	17
Thomas.....	3-5	0-0	2-3	7	0	8
Ford.....	3-8	1-2	4-4	4	6	11
Ivey.....	2-5	1-4	5-6	5	2	10
Williams.....	0-2	0-0	0-0	2	2	0
Harris.....	2-4	1-3	1-1	1	1	6
Klotz.....	0-0	0-0	0-0	1	0	0
Ross.....	0-0	0-0	0-0	0	0	0
Boddicker.....	4-6	3-3	0-0	3	1	11
Totals.....	24-48	7-16	13-15	33	15	68

MSU	FG	3FG	FT	RB	A	PT
Gholar.....	3-4	2-3	0-1	2	2	8
Ignerski.....	3-8	1-5	5-5	3	1	12
Austin.....	5-8	0-0	2-2	6	1	12
Zimmerman ..	4-7	0-2	0-2	5	3	8
Patterson.....	2-5	0-2	0-1	2	0	4
Gardner.....	0-0	0-0	0-0	0	0	0
Bowers.....	5-13	2-8	3-4	2	0	15
Frazier.....	0-1	0-1	0-0	0	0	0
Harper.....	2-3	1-2	0-0	2	1	5
Smith.....	0-1	0-0	0-0	0	0	0
Totals.....	24-50	6-23	10-15	22	8	64

Halftime Score: Texas 41, MSU 29.

2001 NIT

First Round

Mississippi State 75, Southern Miss 68

March 14, 2001 • Starkville, MS

Humphrey Coliseum (4,895)

USM	FG	3FG	FT	RB	A	PT
Myles.....	7-10	2-3	4-6	5	3	20
Thompson.....	1-3	0-1	0-0	2	0	2
Jones.....	3-7	0-0	1-4	4	1	7
Cauthen.....	1-5	0-0	4-5	3	2	6
Wall.....	5-12	3-6	0-0	3	0	13
Meneses.....	0-0	0-0	0-0	0	0	0
Richardson.....	3-7	1-3	0-0	3	1	7
Henderson.....	0-3	0-0	1-2	6	0	1
Carter.....	0-4	0-1	2-2	3	0	2
Mims.....	2-8	2-6	0-0	8	1	6
Duncan.....	2-5	0-0	0-1	4	2	4
Totals.....	24-64	8-20	12-20	45	10	68

MSU	FG	3FG	FT	RB	A	PT
Patterson.....	7-13	1-3	6-9	5	1	21
Hamilton.....	4-9	0-1	0-0	8	1	8
Q. Smith.....	0-1	0-0	0-4	2	0	0
A. Jackson.....	3-8	1-4	4-4	0	1	11
Goffer.....	2-4	1-3	3-6	1	1	8
Billups.....	1-1	0-0	0-0	0	0	2
Bowers.....	1-2	0-1	0-0	1	0	2
Gholar.....	0-2	0-0	0-0	2	0	0
Zimmerman.....	5-10	0-0	1-2	8	3	11
Austin.....	4-9	0-0	4-6	4	3	12
Totals.....	27-59	3-12	18-31	37	10	75

Halftime Score: MSU 41, USM 27.

2001 NIT

Second Round

Mississippi State 66, Pittsburgh 61

March 19, 2001 • Pittsburgh, PA

Fitzgerald Field House (6,798)

MSU	FG	3FG	FT	RB	A	PT
Patterson.....	4-9	2-4	1-2	7	4	11
Hamilton.....	2-9	0-2	0-0	6	0	4
Q. Smith.....	5-5	0-0	0-0	3	1	10
A. Jackson.....	4-8	2-5	0-0	4	2	10
Goffer.....	0-1	0-1	2-2	0	0	2
Billups.....	0-0	0-0	0-0	1	0	0
Bowers.....	0-0	0-0	0-0	0	0	0
Gholar.....	3-4	2-3	0-0	2	3	8
Zimmerman ..	7-11	1-3	0-0	3	3	15
Austin.....	3-10	0-0	0-0	4	1	6
Totals.....	28-57	7-18	3-4	35	14	66

Pittsburgh	FG	3FG	FT	RB	A	PT
Zavackas.....	3-3	3-3	2-2	1	1	11
Greer.....	1-8	0-5	1-2	2	3	3
Hawkins.....	3-6	0-0	0-0	7	1	6
Knight.....	3-11	2-8	4-6	6	7	12
Page.....	5-12	3-9	0-0	1	1	13
Brown.....	2-5	0-1	7-7	4	1	11
Johnson.....	1-3	0-1	1-2	2	0	3
Morris.....	1-1	0-0	0-0	0	0	2
Totals.....	19-49	8-27	15-19	26	14	61

Halftime Score: MSU 27, Pitt 27.



MSU POSTSEASON BOX SCORES

2001 NIT

Third Round

Tulsa 77, Mississippi State 75
March 21, 2001 • Starkville, MS
Humphrey Coliseum (4,529)

Tulsa	FG	3FG	FT	RB	PT	A
Hill.....	2-5	1-4	0-0	2	2	5
Shelton.....	4-8	3-5	1-2	7	0	12
Johnson.....	5-8	1-2	5-10	6	2	16
Harrington.....	5-7	1-2	3-4	2	6	14
Swanson.....	3-6	1-2	2-3	4	2	9
Davis.....	1-2	0-0	0-0	2	0	2
Reed.....	6-10	3-4	2-4	1	3	17
Parker.....	0-4	0-1	0-0	1	0	0
Ledoux.....	0-0	0-0	0-0	0	0	0
Ingram.....	1-1	0-0	0-0	1	0	2
Totals.....	27-51	10-20	13-23	29	15	77
MSU	FG	3FG	FT	RB	A	PT
Patterson.....	5-10	4-7	6-6	5	2	20
Hamilton.....	3-10	0-4	3-5	13	0	9
Q. Smith.....	4-6	0-0	4-7	7	0	12
A. Jackson.....	2-14	0-8	2-5	2	3	6
Goffer.....	1-2	0-1	0-0	1	1	2
Billups.....	0-1	0-0	0-0	0	0	0
Bowers.....	0-1	0-1	0-0	0	0	0
Gholar.....	0-1	0-1	0-0	2	1	0
Zimmerman.....	4-6	1-1	5-5	5	3	14
Austin.....	6-11	0-0	0-1	4	0	12
Totals.....	25-62	5-23	20-29	42	10	75

Halftime Score: TU 38, MSU 31.

1999 NIT

First Round

Colorado State 69, Mississippi State 56
March 10, 1999 • Fort Collins, CO
Moby Arena (5,096)

MSU	FG	3FG	FT	RB	A	PT
Patterson.....	1-1	0-0	3-4	2	0	5
Hamilton.....	4-18	0-10	0-0	11	0	8
Washington.....	4-9	0-0	0-1	4	1	8
White.....	4-13	2-7	0-0	3	7	10
Myles.....	2-6	1-1	0-0	4	3	5
Gholar.....	2-3	2-3	2-5	6	0	8
Hyche.....	2-4	0-2	0-0	2	1	4
Boswell.....	1-2	0-0	0-0	0	0	2
Roberts.....	2-8	0-0	0-0	4	0	4
Jackson.....	1-3	0-0	0-2	3	0	2
Totals.....	23-67	5-23	5-12	43	12	56
CSU	FG	3FG	FT	RB	A	PT
Sivesind.....	6-9	4-7	0-0	3	3	16
Goodwyn.....	4-12	1-2	6-7	7	2	15
Ford.....	3-3	0-0	1-2	8	1	7
Palacio.....	1-13	0-3	1-2	5	2	3
McKanstry.....	5-14	1-4	3-3	3	4	14
Smith.....	0-1	0-1	0-0	1	0	0
Harris.....	0-1	0-0	2-2	0	0	2
Martin.....	0-0	0-0	0-0	0	0	0
Mayer.....	0-0	0-0	0-0	0	0	0
Patik.....	1-1	0-0	0-0	3	0	2
Fisher.....	3-4	0-0	4-6	8	0	10
Totals.....	23-58	6-17	17-22	41	12	69

Halftime Score: CSU 33, MSU 28.

1996 NCAA Tournament

First Round

Mississippi State 58, Va. Commonwealth 51
March 14, 1996 • Indianapolis, IN
RCA Dome (31,569)

VCU	FG	3FG	FT	RB	A	PT
Chappell.....	4-13	2-5	0-0	3	0	10
Hopkins.....	9-20	0-0	4-6	11	2	22
Byrd.....	1-5	0-0	3-6	2	1	5
Hamilton.....	1-5	0-4	0-0	3	4	2
Lee.....	1-7	1-5	0-0	6	2	3
Smith.....	0-3	0-0	0-0	3	0	0
Peabody.....	1-2	0-0	0-2	2	0	2
Reed.....	1-2	0-1	0-0	1	1	2
Talley.....	0-4	0-1	0-0	1	0	0
Marston.....	2-3	1-1	0-0	0	0	5
Totals.....	20-64	4-17	7-14	36	10	51
MSU	FG	3FG	FT	RB	A	PT
Jones.....	5-12	1-3	2-2	10	3	13
Walters.....	1-4	0-0	0-0	5	1	2
Dampier.....	6-9	0-0	1-2	7	0	13
Bullard.....	0-5	0-5	0-0	7	6	0
D. Wilson.....	5-14	2-4	3-4	5	1	15
Hughes.....	0-1	0-0	2-2	4	0	2
Hyche.....	3-6	2-4	0-0	3	1	8
Washington.....	2-3	0-0	1-3	2	0	5
Totals.....	22-54	5-16	9-13	46	12	58

Halftime Score: MSU 24, VCU 20.

1996 NCAA Tournament

Second Round

Mississippi State 63, Princeton 41
March 16, 1996 • Indianapolis, IN
RCA Dome (32,293)

Princeton	FG	3FG	FT	RB	A	PT
Doyal.....	3-5	1-3	0-1	4	2	7
Lewulis.....	0-5	0-4	0-0	1	0	0
Goodrich.....	5-13	2-5	2-2	2	3	14
Johnson.....	2-6	0-4	0-0	5	1	4
Henderson.....	4-10	2-6	1-1	2	3	11
Earl.....	0-2	0-2	0-0	1	1	0
Del-Toro.....	0-1	0-1	0-0	0	0	0
Mastaglio.....	1-1	1-1	0-0	0	0	3
Gregory.....	0-0	0-0	0-0	0	1	0
Rosenfeld.....	0-1	0-0	0-0	0	0	0
Hart.....	0-1	0-1	0-0	0	0	0
Hiite.....	1-1	0-0	0-0	0	0	2
Totals.....	16-46	6-27	3-4	15	11	41
MSU	FG	3FG	FT	RB	A	PT
Jones.....	5-10	1-2	0-0	7	0	11
Walters.....	0-1	0-0	0-0	4	1	0
Dampier.....	10-12	0-0	0-2	7	0	20
Bullard.....	3-6	0-3	2-4	6	9	8
D. Wilson.....	4-8	3-7	2-2	1	1	13
Hughes.....	0-0	0-0	2-2	3	1	2
Edmonson.....	1-1	1-1	2-2	1	0	5
Hyche.....	1-1	0-0	0-0	1	2	2
B. Wilson.....	0-1	0-1	0-0	0	0	0
Washington.....	0-0	0-0	0-0	3	0	0
Walton.....	0-0	0-0	2-2	0	1	2
Totals.....	24-40	5-14	10-14	34	15	63

Halftime Score: MSU 31, PU 20.

MSU POSTSEASON BOX SCORES



1996 NCAA Tournament
Sweet 16
Mississippi State 60, Connecticut 55
March 22, 1996 • Lexington, KY
Rupp Arena (23,890)

MSU	FG	3FG	FT	RB	A	PT
Jones.....	6-16	0-1	1-2	10	4	13
Walters.....	1-2	0-0	1-2	6	1	3
Dampier.....	6-15	0-0	3-4	8	2	15
Bullard.....	1-6	0-2	0-0	2	6	2
D. Wilson.....	9-14	7-11	2-2	2	0	27
Hughes.....	0-2	0-0	0-0	3	1	0
Hyche.....	0-1	0-1	0-0	0	0	0
Totals.....	23-56	7-15	7-10	35	14	60
UConn	FG	3FG	FT	RB	A	PT
King.....	4-9	0-0	0-0	8	1	8
Johnson.....	0-4	0-1	2-2	1	2	2
Knight.....	5-10	0-0	0-0	13	2	10
Sheffer.....	3-14	2-7	2-2	9	5	10
Allen.....	9-25	4-10	0-2	6	1	22
Jones.....	1-5	1-2	0-0	2	0	3
Hayward.....	0-0	0-0	0-0	1	0	0
Carson.....	0-1	0-0	0-0	0	0	0
Totals.....	22-68	7-20	4-6	45	11	55

Halftime Score: MSU 37, UC 25.

1996 NCAA Tournament
Semifinals
Syracuse 77, Mississippi State 69
March 30, 1996 • East Rutherford, NJ
Continental Airlines Arena (19,229)

MSU	FG	3FG	FT	RB	A	PT
Jones.....	6-16	2-8	2-2	6	2	16
Walters.....	5-9	0-0	0-0	6	0	10
Dampier.....	4-6	0-0	4-4	14	6	12
Bullard.....	4-9	3-7	0-0	5	8	11
D. Wilson.....	7-16	6-13	0-0	2	3	20
Washington.....	0-0	0-0	0-0	1	0	0
Hyche.....	0-0	0-0	0-0	1	1	0
Hughes.....	0-0	0-0	0-0	5	1	0
Totals.....	26-56	11-28	6-6	41	21	69
Syracuse	FG	3FG	FT	RB	A	PT
Burgan.....	6-11	2-4	5-6	7	2	19
Wallace.....	6-14	1-1	8-10	4	2	21
Hill.....	7-11	0-0	1-2	2	1	15
Sims.....	3-5	1-3	4-4	5	9	11
Cipolla.....	3-9	1-3	2-2	1	1	9
Reafsnyder.....	1-3	0-0	0-0	2	0	2
Janulis.....	0-2	0-1	0-0	0	0	0
Totals.....	26-55	5-12	20-24	21	15	77

Halftime Score: MSU 36, SU 36.

1996 NCAA Tournament
Regional Finals
Mississippi State 73, Cincinnati 63
March 24, 1996 • Lexington, KY
Rupp Arena (23,850)

MSU	FG	3FG	FT	RB	A	PT
Jones.....	9-17	2-6	3-3	13	0	23
Walters.....	0-2	0-0	1-2	10	0	1
Dampier.....	4-10	0-0	1-4	6	2	9
Bullard.....	3-7	1-3	4-7	4	3	11
D. Wilson.....	3-9	1-6	9-12	2	5	16
Washington.....	3-4	0-0	1-2	4	0	7
Hyche.....	2-2	1-1	0-0	0	1	5
Hughes.....	0-0	0-0	1-3	0	0	1
Totals.....	24-51	5-16	20-33	44	11	73
Cincinnati	FG	3FG	FT	RB	A	PT
Gregor.....	0-0	0-0	0-0	0	0	0
Fortson.....	6-15	0-0	12-16	13	2	24
Long.....	2-4	0-0	0-0	6	0	4
Flint.....	1-12	0-7	0-0	4	1	2
LeGree.....	5-8	1-1	0-2	5	4	11
Julson.....	1-2	0-0	1-2	2	0	3
Burton.....	6-20	5-16	0-0	3	2	17
Brannen.....	0-0	0-0	0-0	0	0	0
Monroe.....	1-2	0-0	0-0	2	0	2
Fletcher.....	0-0	0-0	0-0	0	0	0
Davis.....	0-0	0-0	0-0	0	2	0
Levett.....	0-2	0-2	0-0	0	0	0
Totals.....	22-65	6-26	13-20	38	11	63

Halftime Score: MSU 37, UC 29.


1995 NCAA TOURNAMENT
FIRST ROUND
Mississippi State 75, Santa Clara 67
March 17, 1995 • Boise, ID
BSU Pavilion (11,853)

Santa Clara	FG	3FG	FT	RB	A	PT
Dunne.....	4-9	0-1	3-4	5	1	11
Sedlock.....	4-7	1-2	0-0	2	2	9
Zurek.....	3-10	0-1	2-2	4	0	8
Nash.....	7-13	4-9	4-4	7	2	22
Garnett.....	5-11	1-5	0-0	4	2	11
Jones.....	0-0	0-0	0-0	0	0	0
Anderson.....	1-3	0-1	0-0	0	1	2
Pierce.....	0-3	0-0	1-2	1	0	1
Von Buchwaldt.....	0-1	0-0	0-0	1	0	0
Graves.....	1-1	0-0	1-1	1	0	3
Totals.....	25-58	6-19	11-13	29	8	67
MSU	FG	3FG	FT	RB	A	PT
Grant.....	3-8	2-6	0-0	2	5	8
Price.....	2-3	0-0	0-0	1	1	4
Dampier.....	4-6	0-0	5-7	9	0	13
Honore.....	6-8	4-5	0-2	1	2	16
D. Wilson.....	4-12	2-9	9-10	6	5	19
Bullard.....	2-3	1-2	0-0	2	0	5
Hughes.....	0-0	0-0	0-0	1	0	0
Walters.....	3-7	0-0	0-0	6	2	6
B. Wilson.....	2-3	0-0	0-0	0	0	4
Totals.....	26-50	9-22	14-19	30	15	75

Halftime Score: MSU 36, SCU 29.



MSU POSTSEASON BOX SCORES



The 1994-95 Mississippi State Bulldogs knocked off a Steve Nash-led Santa Clara club and a Keith Van Horn-paced Utah contingent in the 1995 NCAA West Regional in Boise, Idaho, to earn a Sweet Sixteen showing before bowing to the eventual national champion UCLA Bruins at the regional semifinals in Oakland, Calif.

1995 NCAA TOURNAMENT Second Round

Mississippi State 78, Utah 64
March 19, 1995 • Boise, ID
BSU Pavilion (11,886)

MSU	FG	3FG	FT	RB	A	PT
Grant.....	5-10	4-5	1-2	4	3	15
Price	0-2	0-0	0-0	5	2	0
Dampier.....	9-13	0-0	3-4	10	0	21
Honore.....	2-9	0-4	2-2	0	3	6
D. Wilson	10-20	2-8	10-10	7	1	32
Bullard	0-2	0-1	0-0	2	1	0
Hughes	1-1	0-0	0-0	3	0	2
Walters	1-4	0-0	0-2	8	0	2
B. Wilson	0-0	0-0	0-0	0	0	0
Totals	28-61	6-18	16-20	40	10	78
Utah.....	FG	3FG	FT	RB	A	PT
Carroll	1-2	1-2	2-2	1	1	5
Van Horn.....	8-20	0-3	5-5	6	0	21
Melmeth.....	2-7	0-0	0-0	4	2	4
Preston	3-4	0-0	0-0	3	2	6
Jessie	4-10	1-2	4-5	8	4	13
Rydalch.....	2-9	2-7	0-0	2	1	6
Hansen	0-0	0-0	0-0	0	0	0
Jensen	2-3	0-0	3-4	4	2	7
Doleac	1-10	0-0	0-1	8	0	2
Totals	23-65	4-14	14-17	40	12	64

Halftime Score: MSU 35, Utah 22.

1995 NCAA TOURNAMENT Sweet 16

UCLA 86, Mississippi State 67
March 23, 1995 • Oakland, CA
Oakland Coliseum-Arena (14,399)

MSU	FG	3FG	FT	RB	A	PT
Grant.....	1-8	0-5	0-0	10	3	2
Price	3-5	0-0	0-0	2	3	6
Dampier.....	4-4	0-0	3-4	4	1	11
Honore.....	2-10	2-7	0-0	4	5	6
D. Wilson	7-21	5-14	3-5	6	3	22
Bullard	3-9	2-6	2-2	3	2	10
Hughes	0-0	0-0	0-0	1	0	0
Walters	3-5	0-0	4-6	7	1	10
Young	0-0	0-0	0-0	0	0	0
B. Wilson	0-0	0-0	0-0	0	0	0
Totals	23-62	9-32	12-17	41	18	67
UCLA.....	FG	3FG	FT	RB	A	PT
E. O'Bannon	8-14	3-6	2-3	8	1	21
C. O'Bannon	3-7	0-1	3-4	5	2	9
Zidek.....	5-11	0-0	1-4	2	0	11
Edney.....	4-6	1-2	1-2	3	8	10
Bailey.....	3-11	0-2	6-9	5	2	12
Dollar	0-1	0-0	2-6	6	2	2
Myers.....	0-0	0-0	0-0	0	0	0
Dempsey	0-0	0-0	0-0	0	0	0
Nwankwo	0-1	0-0	4-4	0	1	4
Givens	2-2	0-0	0-0	2	0	4
Henderson	2-3	0-0	4-5	2	1	8
Johnson	1-2	0-0	3-6	3	1	5
Totals	28-58	4-11	26-43	39	18	86

Halftime Score: UCLA 40, MSU 19.

MSU POSTSEASON BOX SCORES



1994 NIT
First Round
Kansas State 78, Mississippi State 67
March 17, 1994 • Manhattan, KS
Bramlage Coliseum (2,690)

MSU	FG	3FG	FT	RB	A	PT
Price	1-2	0-0	0-0	1	0	2
Domingue	2-2	0-0	0-0	5	3	4
Dampier	4-10	0-0	5-9	8	0	13
Honore	4-12	3-7	3-7	3	2	14
Grant	1-6	1-6	0-0	1	3	3
D. Wilson	6-12	4-9	6-6	5	1	22
Dorsey	3-6	1-3	0-0	2	1	7
B. Wilson	0-1	0-0	0-0	3	0	0
Walters	0-2	0-0	2-2	2	0	2
Brooks	0-0	0-0	0-0	0	0	0
Totals	21-53	9-25	16-24	31	10	67
KSU	FG	3FG	FT	RB	A	PT
Davis	2-3	0-0	1-2	3	2	5
Noland	3-8	0-3	0-0	4	1	6
Cunningham ..	5-8	0-0	6-7	6	0	16
Beane	5-7	2-2	1-1	3	6	13
Jones	8-17	3-9	1-3	4	3	20
Gavin	4-6	0-0	0-1	5	2	8
Lucas	2-5	0-0	0-0	4	0	4
Lewis	0-1	0-0	0-0	0	0	0
Hamilton	2-3	0-1	0-0	2	1	4
Hill	1-1	0-0	0-0	2	0	2
Strickland	0-1	0-0	0-0	0	0	0
Warta	0-1	0-0	0-0	0	0	0
Schmidt	0-0	0-0	0-0	0	2	0
Mourning	0-0	0-0	0-0	0	0	0
Totals	32-61	5-15	9-14	34	17	78

Halftime Score: KSU 38, MSU 26.

1991 NCAA TOURNAMENT
First Round
Eastern Michigan 76, Mississippi State 56
March 15, 1991 • Syracuse, NY
Carrier Dome (14,436)

EMU	FG	3FG	FT	RB	A	PT
Hallas	4-6	0-0	1-1	6	3	9
Ca. Thomas ..	5-9	4-7	2-3	3	2	16
Kennedy	9-13	0-0	4-6	16	1	22
Ch. Thomas ..	2-6	2-5	3-4	4	6	9
Neely	6-16	0-0	5-8	7	5	17
Boykin	0-1	0-0	0-1	0	0	0
Lewis	0-1	0-0	1-2	1	3	1
Felder	0-1	0-0	0-0	0	1	0
Frasor	1-1	0-0	0-0	1	0	2
Pangas	0-0	0-0	0-0	1	0	0
Totals	27-54	6-12	16-25	43	21	76
CSU	FG	3FG	FT	RB	A	PT
Carter	6-19	1-5	0-0	6	3	13
Burns	8-18	0-1	6-8	7	2	22
Nichols	2-4	0-0	0-0	6	1	4
Hartsfield ..	2-8	1-3	0-0	2	4	5
Smith	1-4	0-0	0-0	4	3	2
Watts	3-7	2-3	2-2	3	2	10
Morris	0-0	0-0	0-0	0	0	0
Watson	0-0	0-0	0-0	0	0	0
Hooper	0-2	0-1	0-0	1	1	0
Peterson	0-0	0-0	0-0	0	0	0
Totals	22-62	4-13	8-10	31	16	56

Halftime Score: EMU 35, MSU 28.

1990 NIT
First Round
Mississippi State 84, Baylor 75
March 15, 1990 • Starkville, MS
Humphrey Coliseum (5,374)

Baylor	FG	3FG	FT	RB	A	PT
Denton	7-16	4-6	4-5	7	1	22
Jones	2-6	0-0	0-1	8	5	4
Holcombe	7-12	0-0	0-0	8	2	14
Wesley	5-14	2-7	5-6	4	3	17
Lindsey	1-2	0-0	0-0	1	1	2
Hunt	3-11	2-7	0-0	1	1	8
Chalmers	2-3	0-0	0-0	2	0	4
Schumacher ..	0-0	0-0	0-0	0	1	0
Christian	2-4	0-0	0-0	1	0	4
Totals	29-68	8-20	9-12	36	14	75
MSU	FG	3FG	FT	RB	A	PT
Carter	2-5	0-0	4-6	3	4	8
Burns	9-16	0-0	10-13	8	0	28
Merritt	2-5	1-2	0-1	11	4	5
Hartsfield ..	3-9	3-6	6-7	2	5	15
Watts	6-14	2-4	9-9	6	2	23
Nichols	0-1	0-0	1-2	4	0	1
Smith	1-2	0-0	0-0	0	0	2
Woodard	1-1	0-0	0-1	3	2	2
Peterson	0-0	0-0	0-0	0	0	0
Totals	24-53	6-12	30-39	38	17	84

Halftime Score: MSU 39, BU 32.

1990 NIT
Second Round
New Orleans 65, Mississippi State 60
March 19, 1990 • New Orleans, LA
Kiefer UNO Lakefront Arena (9,111)

MSU	FG	3FG	FT	RB	A	PT
Carter	6-7	1-1	2-2	5	4	15
Burns	6-14	0-0	4-5	5	0	16
Merritt	3-6	2-4	0-0	6	1	8
Hartsfield ..	2-10	1-4	2-2	3	2	7
Watts	1-5	0-3	3-4	2	3	5
Smith	0-3	0-0	2-2	3	0	2
Woodard	1-6	1-1	2-4	4	1	5
Nichols	1-1	0-0	0-1	4	0	2
Totals	20-52	5-13	15-20	34	11	60
UNO	FG	3FG	FT	RB	A	PT
Collins	6-8	0-0	5-5	3	0	17
Harris	6-11	0-0	10-13	6	1	22
Johnson	0-2	0-0	0-0	7	2	0
Clarke	2-4	2-3	0-0	0	8	6
Richardson ..	4-7	0-0	2-3	6	2	10
Bennett	1-5	0-1	3-4	0	0	5
Laiche	0-0	0-0	0-0	1	0	0
Dyer	2-5	0-1	0-0	1	1	4
Moore	0-1	0-0	1-2	1	0	1
Hill	0-0	0-0	0-0	0	0	0
Totals	21-43	2-5	21-27	28	14	65

Halftime Score: UNO 38, MSU 35.



MSU POSTSEASON BOX SCORES

1979 NIT
FIRST ROUND
 Alcorn State 80, Mississippi State 78
 March 8, 1979 • Starkville, MS
 Humphrey Coliseum (9,745)

Alcorn State	FG	FT	RB	A	PT
L. Smith	6-8	7-8	8	3	19
Monroe	8-14	0-0	9	1	16
C. Jenkins	3-5	0-0	3	3	6
Horton	4-13	0-0	1	3	8
R. Smith	3-13	0-0	4	0	6
J. Jenkins	5-11	1-1	1	1	11
Bell	1-2	0-0	2	2	2
Wyatt	4-4	0-0	1	0	8
Baker	2-4	0-0	0	0	4
Totals	36-74	8-9	30	13	80

Halftime Score: MSU 37, ASU 31.

1963 NCAA Tournament
Consolation Game
 Mississippi State 65, Bowling Green 60
 March 16, 1963 • East Lansing, MI
 Jenison Field House (12,143)

MSU	FG	FT	RB	PT
Mitchell	5-14	13-16	8	23
Brinker	2-6	3-3	10	7
Shows	2-5	1-3	7	5
Hutton	5-11	4-7	3	14
Stroud	5-13	3-3	2	13
Williams	0-5	1-2	6	1
Posey	0-1	0-0	2	0
Nichols	1-1	0-1	4	2
Totals	20-56	25-35	51	65

BG	FG	FT	RB	PT
Junior	3-12	3-3	5	9
Chatman	0-2	0-1	6	0
Thurmond	6-22	7-10	31	19
Haley	1-1	0-0	1	2
Komives	7-26	6-7	2	20
Reynolds	0-3	0-0	0	0
Gilbert	1-3	2-3	2	4
Chapman	0-3	0-0	3	0
Pepin	2-3	0-0	1	4
Baker	1-5	0-0	1	2
Totals	21-80	18-24	60	60

Halftime Score: MSU 34, BGSU 26.

1963 NCAA TOURNAMENT
FIRST ROUND
 Loyola (Chicago) 61, Mississippi State 51
 March 15, 1963 • East Lansing, MI
 Jenison Field House (12,143)

MSU	FG	FT	RB	PT
Mitchell	6-10	2-5	11	14
Gold	3-9	5-7	3	11
Brinker	3-6	3-5	7	9
Hutton	5-9	0-2	1	10
Stroud	3-15	1-1	3	7
Nichols	0-0	0-0	0	0
Totals	20-49	11-20	35	51

Loyola	FG	FT	RB	PT
Harkness	7-11	6-7	9	20
Rouse	8-24	0-0	19	16
Hunter	3-13	6-7	10	12
Egan	1-9	0-1	1	2
Miller	5-9	1-1	4	11
Wood	0-0	0-0	1	0
Totals	24-66	13-16	48	61

Halftime Score: LU 26, MSU 19.

MSU SEC TOURNAMENT RECORDS



SEC TOURNAMENT HISTORY (30-52; 25-33 SINCE RENEWAL)				Year	Site	Opponent (Round)	Result
1933	Atlanta	Alabama (2nd)	W, 30-25	• 1996	New Orleans	Auburn (2nd)	W, 69-58
1933		Vanderbilt (Semis)	W, 48-36	• 1996		Georgia (Semis)	W, 86-68
1933		Kentucky (Finals)	L, 46-27	• 1996		Kentucky (Finals)	W, 84-73
1934	Atlanta	Alabama (2nd)	L, 37-25	• 1997	Memphis	Vanderbilt-OT (1st)	L, 73-67
1936	Knoxville	Kentucky (2nd)	L, 41-39	• 1998	Atlanta	Georgia (1st)	L, 79-76
1937	Knoxville	Georgia Tech (1st)	L, 43-30	• 1999	Atlanta	Vanderbilt (1st)	W, 76-58
1938	Baton Rouge	Tennessee (1st)	L, 41-34	• 1999		Tennessee (2nd)	W, 62-56
1939	Knoxville	Vanderbilt (1st)	L, 73-40	• 1999		Arkansas-OT (Semis)	L, 84-79
1940	Knoxville	Vanderbilt (1st)	L, 46-36	• 2000	Atlanta	Vanderbilt (1st)	L, 76-53
1941	Louisville	Tennessee (1st)	L, 35-29	• 2001	Nashville	South Carolina (1st)	L, 69-62
1942	Louisville	Tennessee (2nd)	L, 50-40	• 2002	Atlanta	Florida (2nd)	W, 62-52
1943	Louisville	Georgia Tech (2nd)	W, 48-41	• 2002		LSU (Semis)	W, 57-51
1943		Kentucky (Semis)	L, 52-43	• 2002		Alabama (Finals)	W, 61-58
1945	Louisville	Georgia Tech (2nd)	L, 60-33	• 2003	New Orleans	Ole Miss (2nd)	W, 73-64
1946	Louisville	Georgia (2nd)	L, 45-44	• 2003		LSU (Semis)	W, 76-61
1947	Louisville	Georgia Tech (1st)	L, 65-52	• 2003		Kentucky (Finals)	L, 64-57
1948	Louisville	Tennessee (1st)	L, 73-52	• 2004	Atlanta	Vanderbilt-OT (2nd)	L, 74-70
1949	Louisville	Tennessee (1st)	L, 73-46	• 2005	Atlanta	Georgia (1st)	W, 76-65
1950	Louisville	Tulane (1st)	W, 56-47	• 2005		Florida (2nd)	L, 80-64
1950		Kentucky (2nd)	L, 56-46	• 2006	Nashville	South Carolina (1st)	L, 59-44
1951	Louisville	Kentucky (1st)	L, 92-70	• 2007	Atlanta	Kentucky-OT (2nd)	W, 84-82
1952	Louisville	LSU (1st)	L, 77-44	• 2008	Atlanta	Arkansas (Semis)	L, 81-72
1979	Birmingham	Georgia (1st)	L, 75-72	• 2008		Alabama-OT (1st)	W, 69-67
1980	Birmingham	Alabama (2nd)	L, 76-75	• 2009	Tampa	Georgia (Semis)	L, 64-60
1981	Birmingham	Vanderbilt (1st)	L, 71-58	• 2009		Georgia (1st)	W, 79-60
1982	Lexington	Auburn-OT (1st)	L, 38-36	• 2009		South Carolina (2nd)	W, 82-68
1983	Birmingham	Vanderbilt (2nd)	W, 76-61	• 2010	Nashville	LSU (Semis)	W, 67-57
1983		Alabama (Semis)	L, 51-50	• 2010		Tennessee (Finals)	W, 64-61
1984	Nashville	Georgia (1st)	L, 52-49	• 2010		Florida (2nd)	W, 75-69
1985	Birmingham	Alabama (2nd)	L, 42-31	• 2010		Vanderbilt (Semis)	W, 62-52
1986	Lexington	Vanderbilt (1st)	W, 62-54	• 2011	Atlanta	Kentucky-OT (Finals)	L, 75-74
1986		Auburn (2nd)	W, 65-63	• 2011		Vanderbilt (2nd)	L, 87-81
1986		Alabama (Semis)	L, 77-65	• 2012	New Orleans	Georgia (1st)	L, 71-61
1987	Atlanta	LSU (1st)	L, 68-54	• 2013	Nashville	South Carolina (1st)	W, 70-59
1988	Baton Rouge	Georgia (1st)	L, 64-43	• 2013		Tennessee (2nd)	L, 69-53
1989	Knoxville	Georgia (1st)	L, 83-68	• 2014	Atlanta	Vanderbilt (1st)	W, 82-68
1990	Orlando	Alabama (2nd)	L, 59-44	• 2014		Ole Miss (2nd)	L, 78-66
1991	Nashville	Tennessee (2nd)	L, 87-70	• 2015	Nashville	Auburn (1st)	L, 74-68
1992	Birmingham	Vanderbilt (1st)	L, 77-55	• 2016	Nashville	Georgia (2nd)	L, 79-69
1993	Lexington	Georgia (1st)	L, 87-56	• 2017	Nashville	LSU (1st)	W, 79-52
1994	Memphis	Tennessee (1st)	W, 73-69	•		Alabama (2nd)	L, 75-55
1994		Kentucky (2nd)	L, 95-76	•			
1995	Atlanta	Florida (2nd)	L, 80-64	•			

INDIVIDUAL SUPERLATIVES

Most Points Scored:

- 30, Jeff Malone vs. Vanderbilt (3-11-83)
- 28, Dontae' Jones vs. Kentucky (3-10-96)
- 27, Detrick White vs. Arkansas (3-6-99)
- 27, Terry Lewis vs. Vanderbilt (3-11-83)

Most Field Goals Made:

- 12, Dontae' Jones vs. Kentucky (3-10-96)
- 12, Jeff Malone vs. Vanderbilt (3-11-83)
- 11, Terry Lewis vs. Vanderbilt (3-11-83)

Most Field Goals Attempted:

- 23, Jeff Malone vs. Alabama (3-12-83)
- 21, Jeff Malone vs. Vanderbilt (3-4-81)
- 20, Jeff Malone vs. Vanderbilt (3-11-83)

Most 3-Point Field Goals Made:

- 6, Timmy Bowers vs. LSU (3-15-03)
- 5, Marcus Grant vs. Kentucky (3-11-94)
- 4, Eight players [last: Tyson Carter vs. LSU (3-8-17)]

Most 3-Point Field Goals Attempted:

- 11, Bart Hycbe vs. Vanderbilt (3-6-97)
- 10, Tyson Carter vs. LSU (3-8-17)
- 10, Bart Hycbe vs. Georgia (3-5-98)
- 10, Marcus Grant vs. Kentucky (3-11-94)

Most Free Throws Made:

- 12, Darryl Wilson vs. Tennessee (3-10-94)
- 10, Timmy Bowers vs. Ole Miss (3-14-03)

Most Free Throws Attempted:

- 17, Darryl Wilson vs. Tennessee (3-10-94)
- 11, Cameron Burns vs. Tennessee (3-8-91)
- 11, Jamont Gordon vs. Alabama (3-14-08)

Most Rebounds:

- 15, Tyrone Washington vs. Arkansas (3-6-99)
- 14, Rickey Brown vs. Alabama (2-28-90)
- 12, Tyrone Washington vs. Vanderbilt (3-4-99)
- 12, Tyrone Washington vs. Vanderbilt (3-6-97)

Most Assists:

- 11, Derrick Zimmerman vs. LSU (3-15-03)
- 11, Dee Bost vs. Vanderbilt (3-11-11)
- 10, Tracy Taylor vs. Vanderbilt (3-5-86)
- 9, Marcus Bullard vs. Kentucky (3-10-96)
- 8, Detrick White vs. Vanderbilt (3-4-99)
- 8, Marcus Bullard vs. Auburn (3-8-96)
- 8, Tracy Taylor vs. Auburn (3-6-86)

Most Turnovers:

- 8, Jamont Gordon vs. South Carolina (3-9-06)
- 7, Five players [last: Craig Sword vs. Ole Miss (3-13-14)]



MSU SEC TOURNAMENT RECORDS

Most Blocked Shots:

- 8, Kalpatrick Wells vs. Vanderbilt (3-11-83)
- 5, Dontae' Jones vs. Georgia (3-9-96)
- 4, Tyrone Washington vs. Vanderbilt (3-6-97)
- 4, Erick Dampier vs. Kentucky (3-10-96)
- 4, Erick Dampier vs. Georgia (3-9-96)
- 4, Kalpatrick Wells vs. Alabama (3-12-83)

Most Steals:

- 5, Fred Thomas vs. South Carolina (3-13-13)
- 5, Derrick Zimmerman vs. LSU (3-9-02)
- 5, Tony Watts vs. Tennessee (3-8-91)
- 5, Barry Stewart vs. Alabama (3-14-08)
- 4, Craig Sword vs. Tennessee (3-14-13)
- 4, Ontario Harper vs. Florida (3-11-05)
- 4, David Domingue vs. Tennessee (3-10-94)
- 4, Chuck Evans vs. Georgia (3-11-93)
- 4, Terry Lewis vs. Vanderbilt (3-4-81)
- 4, Terry Lewis vs. Alabama (2-28-80)

TEAM SUPERLATIVES

Most Points Scored:

- 86 vs. Georgia (3-9-96)
- 84 vs. Kentucky (3-9-07)
- 84 vs. Kentucky (3-10-96)

Most Field Goals Made:

- 34 vs. Alabama (2-28-80)
- 34 vs. Georgia (2-28-79)

Most Field Goals Attempted:

- 72 vs. Arkansas (3-6-99)
- 72 vs. Tennessee (3-8-91)
- 69 vs. Vanderbilt (3-4-99)
- 69 vs. Vanderbilt (3-12-92)
- 69 vs. Alabama (2-28-80)

Best Field Goal Percentage:

- .636 [28-44] vs. Vanderbilt (3-11-83)
- .604 [32-53] vs. Georgia (3-9-96)
- .593 [32-54] vs. Vanderbilt (3-12-14)
- .590 [23-39] vs. Ole Miss (3-14-03)

Most 3-Point Field Goals Made:

- 11 vs. LSU (3-8-17)
- 10 vs. LSU (3-15-03)
- 9 vs. Florida (3-11-05)
- 9 vs. Vanderbilt (3-12-04)
- 9 vs. Kentucky (3-10-96)
- 9 vs. Vanderbilt (3-11-11)

Most 3-Point Field Goals Attempted:

- 30 vs. LSU (3-8-17)
- 29 vs. Tennessee (3-8-91)
- 28 vs. Vanderbilt (3-9-00)
- 25 vs. Arkansas (3-10-07)
- 25 vs. Florida (3-11-05)
- 25 vs. Vanderbilt (3-12-04)

Best 3-Point Field Goal Percentage:

- 1.000 [3-3] vs. LSU (3-5-87)
- .600 [9-15] vs. Kentucky (3-10-96)

Most Free Throws Made:

- 29 vs. Tennessee (3-10-94)
- 23 vs. Mississippi (3-14-03)

Most Free Throws Attempted:

- 51 vs. Tennessee (3-10-94)
- 33 vs. Ole Miss (3-14-03)

Best Free Throw Percentage (10 min.):

- .923 [12-13] vs. LSU (3-8-17)
- .867 [13-15] vs. Alabama (3-7-86)
- .842 [16-19] vs. Georgia (3-9-96)

Most Rebounds:

- 53 vs. Arkansas (3-6-99)
- 51 vs. Vanderbilt (3-4-99)
- 48 vs. Tennessee (3-5-99)

Most Assists:

- 22 vs. Georgia (3-9-96)
- 21 vs. Vanderbilt (3-12-13)
- 20 vs. Kentucky (3-10-96)
- 20 vs. Auburn (3-6-86)

Most Turnovers:

- 25 vs. Georgia (3-9-96)
- 23 vs. Vanderbilt (3-6-97)

Most Blocked Shots:

- 11 vs. Vanderbilt (3-11-83)
- 10 vs. Georgia (3-9-96)

Most Steals:

- 12 vs. LSU (3-8-17)
- 12 vs. South Carolina (3-13-13)
- 12 vs. Tennessee (3-8-91)
- 11 vs. Tennessee (3-14-13)
- 11 vs. Kentucky (3-16-03)
- 11 vs. Tennessee (3-10-94)
- 11 vs. Georgia (3-11-93)

Note: The Mississippi State individual and team superlatives listed are from performances since the SEC Tournament was renewed in 1979.



Against South Carolina in the 2013 SEC Tournament, Fred Thomas tied MSU's SEC Tournament record with five steals.



Tyson Carter's four made 3-pointers against LSU in the 2017 SEC Tournament tied for the third most in MSU history.

MSU IN-SEASON TOURNAMENT HISTORY



1955-56
Carrousel Classic
 (Charlotte, NC)
 D. 19 Wake Forest..... 68-95 L
 D. 20 Davidson 89-82 W
 D. 21 Florida State (OT).... 79-71 W

1956-57
Evansville Holiday
 (Evansville, IN)
 D. 28 Denver..... 69-65 W

1957-58
Birmingham Classic
 (Birmingham, AL)
 D. 13 Miami (FL)..... 66-63 W
 D. 14 Auburn..... 52-37 W
All-Tourney: Bailey Howell (MVP), Jerry Keeton

MSU Holiday Tournament
 (Starkville, MS)
 D. 27 Ole Miss 66-53 W
 D. 28 Morehead State..... 46-41 W

1958-59
Sugar Bowl Tournament
 (New Orleans, LA)
 D. 29 Maryland..... 56-45 W
 D. 30 Memphis State 73-55 W
All-Tourney: Bailey Howell (MVP), Jerry Keeton

1959-60
Murray State Invitational
 (Murray, KY)
 D. 18 Baylor (OT)..... 70-61 W
 D. 19 Memphis State 62-79 L

Sugar Bowl Tournament
 (New Orleans, LA)
 D. 29 Western Kentucky ... 50-61 L
 D. 30 Virginia Tech..... 61-82 L

1961-62
Sugar Bowl Tournament
 (New Orleans, LA)
 D. 29 Maryland..... 64-62 W
 D. 30 LSU..... 73-51 W
All-Tourney: Red Stroud (MVP), Leland Mitchell

1962-63
Sugar Bowl Tournament
 (New Orleans, LA)
 D. 28 Houston (OT)..... 76-79 L
 D. 29 Xavier, OH..... 75-66 W
All-Tourney: Leland Mitchell, Red Stroud

1963-64
Bluebonnet Tournament
 (Houston, TX)
 D. 19 Houston..... 61-69 L
 D. 20 Texas A&M 54-58 L
All-Tourney: Stan Brinker

All-American Tournament
 (Owensboro, KY)
 D. 27 Virginia 68-81 L
 D. 28 George Washington 89-81 W

1964-65
Virginia Tech Invitational
 (Blacksburg, VA)
 D. 18 North Carolina 80-84 L
 D. 19 Virginia Tech..... 75-104 L

Magnolia Invitational
 (Jackson, MS)
 D. 29 Mississippi College... 57-72 L
 D. 30 Delta State..... 82-63 W

1965-66
Charlotte Invitational
 (Charlotte, NC)
 D. 28 Princeton..... 67-69 L
 D. 29 Davidson 60-72 L

1966-67
USM Invitational
 (Hattiesburg, MS)
 D. 7 Texas A&M 62-49 W
 D. 8 Southern Miss 72-63 W
All-Tourney: Gary Washington, David Williams

1967-68
Bluebonnet Classic (Houston, TX)
 D. 13 Montana State..... 73-81 L
 D. 14 George Washington 70-55 W
All-Tourney: Jim Martin

Gator Bowl Tournament
 (Jacksonville, FL)
 D. 27 Washington 80-82 L
 D. 28 Florida 66-65 W

1968-69
Bayou Classic (Lafayette, LA)
 D. 20 SW Louisiana 70-81 L
 D. 21 Hawaii..... 69-74 L
All-Tourney: Manuel Washington

Motor City Classic (Detroit, MI)
 D. 27 Detroit..... 62-86 L
 D. 28 Miami, OH 56-76 L

1969-70
Liberty Bowl Classic
 (Memphis, TN)
 D. 10 Memphis State 74-83 L
 D. 11 Arkansas (OT)..... 76-74 W
All-Tourney: Jack Bouldin

1970-71
Poinsettia Classic (Greenville, SC)
 D. 28 Furman 84-74 W
 D. 29 Arizona 75-77 L
All-Tourney: Jack Bouldin (MVP)

1971-72
Alabama Classic (Tuscaloosa, AL)
 D. 9 Southern Miss 77-73 W
 D. 10 South Florida 90-77 W

Marshall Invitational
 (Huntington, WV)
 D. 17 Marshall..... 69-95 L
 D. 18 Rhode Island 86-72 W

1972-73
Pacemaker Classic (Monroe, LA)
 D. 28 North Texas State 66-65 W
 D. 29 East Carolina 69-64 W
All-Tourney: Terry Kusnierz (MVP), Jerry Jenkins

Senior Bowl Tournament
 (Mobile, AL)
 J. 2 Michigan State..... 82-90 L
 J. 3 Hawaii..... 97-85 W
All-Tourney: Rich Knarr

1974-75
Show Me Classic (Columbia, MO)
 D. 6 Connecticut 89-87 W
 D. 7 Missouri 78-102 L
All-Tourney: Jerry Jenkins

Indiana Hall Of Fame Classic
 (Terre Haute, IN)
 D. 27 Southern Illinois 81-75 W
 D. 28 Indiana State 72-82 L
All-Tourney: Larry Fry, Jerry Jenkins, Rich Knarr

1975-76
Dayton Invitational (Dayton, OH)
 D. 19 Dayton 56-54 W
 D. 20 Long Beach State.... 70-57 W
All-Tourney: Gary Hooker (MVP), Ray White

1976-77
Old Dominion Classic
 (Norfolk, VA)
 D. 28 Wake Forest 88-83 W
 D. 29 Old Dominion..... 78-82 L
All-Tourney: Rickey Brown, Gary Hooker

1977-78
Lobo Invitational
 (Albuquerque, NM)
 D. 29 Syracuse 66-76 L
 D. 30 Vermont..... 79-50 W
All-Tourney: Rickey Brown

1978-79
Louisville Holiday Classic
 (Louisville, KY)
 D. 28 Oral Roberts 91-69 W
 D. 29 Louisville 80-73 W
All-Tourney: Ray White (MVP), Greg Grim

1979-80
Babe McCarthy Tournament
 (Biloxi, MS)
 N. 30 Cincinnati..... 87-72 W
 D. 1 Alcorn State..... 83-80 W
All-Tourney: Rickey Brown (MVP), Greg Grim

Dayton Invitational (Dayton, OH)
 D. 21 Iowa..... 62-81 L
 D. 22 Pacific..... 65-63 W
All-Tourney: Greg Grim

Senior Bowl Tournament
 (Mobile, AL)
 D. 27 Alcorn State..... 75-82 L
 D. 28 Rider..... 72-64 W
All-Tourney: Rickey Brown

1980-81
Sun Met Classic (Fresno, CA)
 D. 19 SW Louisiana 75-71 W
 D. 20 Fresno State 45-58 L
All-Tourney: Jeff Malone

Holiday Classic (Las Vegas, NV)
 D. 29 Portland 46-45 W
 D. 30 Nevada-Las Vegas.. 67-75 L
All-Tourney: Michael Green

1981-82
Kettle Classic (Houston, TX)
 D. 18 Houston 49-96 L
 D. 19 Clemson 32-59 L



MSU IN-SEASON TOURNAMENT HISTORY

1982-83

Krystal Classic (Chattanooga, TN)
 D. 17 UAB 67-47 W
 D. 18 UT-Chattanooga..... 54-62 L
All-Tourney: Jeff Malone

Sugar Bowl Tournament (New Orleans, LA)

D. 28 Tulane 51-47 W
 D. 29 SW Louisiana 65-56 W
All-Tourney: Jeff Malone (MVP), Terry Lewis, Kalpatrick Wells

1983-84

Winston Tire Classic (Los Angeles, CA)

D. 29 Memphis State 42-43 L
 D. 30 Southern California.. 57-55 W
All-Tourney: Kelvin Hildreth

1984-85

Sun Bowl Classic (El Paso, TX)

D. 28 Purdue..... 46-77 L
 D. 29 Wake Forest 65-67 L
All-Tourney: Chauncey Robinson

1985-86

Hoosier Classic (Indianapolis, IN)

D. 27 San Jose State..... 75-68 W
 D. 28 Indiana..... 43-74 L
All-Tourney: Chauncey Robinson

1986-87

Far West Classic (Portland, OR)

D. 26 San Jose State 57-62 L
 D. 28 SW Louisiana 56-62 L
 D. 29 Idaho (OT)..... 67-70 L

1987-88

Rainbow Classic (Honolulu, HI)

D. 27 Hawaii..... 68-55 W
 D. 29 Arizona State..... 69-70 L
 D. 30 Louisville..... 62-86 L

1988-89

USF&G Sugar Bowl Classic (New Orleans, LA)

D. 28 DePaul..... 60-62 L
 D. 29 Virginia 86-84 W
All-Tourney: Cameron Burns

1989-90

Century Cellunet Classic (Shreveport, LA)

N. 24 Northeast Louisiana 75-68 W
 N. 25 Centenary 96-80 W
All-Tourney: Cameron Burns (MVP), Robert Woodard

Connecticut Mutual Classic (Hartford, CT)

D. 29 Delaware 66-65 W
 D. 30 Connecticut 68-84 L
All-Tourney: Cameron Burns

1990-91

Palm Beach Classic (West Palm Beach, FL)

D. 27 Ohio State 80-82 L
 D. 28 Miami (FL)..... 67-74 L
All-Tourney: Cameron Burns

1991-92

Louisiana Classic Tip-Off (Lafayette, LA)

N. 29 Prairie View A&M..... 97-52 W
 N. 30 SW Louisiana (OT).. 86-77 W
All-Tourney: Eric Stevens, Tony Watts



Mississippi State won the 2011 2K Sports Classic at Madison Square Garden with wins against two nationally-ranked teams in Arizona and Texas A&M.

1992-93

Amana-Hawkeye Classic (Iowa City, IA)

D. 4 Long Island..... 61-52 W
 D. 5 Iowa 54-69 L
All-Tourney: Johnny Walker, Orien Watson

San Juan Shootout (San Juan, PR)

D. 20 Florida International 58-51 W
 D. 21 Southern Illinois..... 64-76 L
 D. 22 Eastern Michigan..... 74-58 W
All-Tourney: Orien Watson

1993-94

ASU-Tribune Classic (Tempe, AZ)

D. 28 Villanova..... 82-90 L
 D. 29 Northern Arizona 85-64 W

1994-95

Missoulian/Coca-Cola Classic XV (Missoula, MT)

D. 2 Colgate 80-76 W
 D. 3 Montana (2OT)..... 90-85 W
All-Tourney: Erick Dampier (MVP), Marcus Bullard

Wyoming Cowboy Shootout (Casper, WY)

D. 27 St. Joseph's 76-66 W
 D. 28 W yoming 61-57 W
All-Tourney: Erick Dampier

1995-96

Far West Classic (Portland, OR)

D. 29 Oregon State..... 76-62 W
 D. 30 Nebraska..... 69-66 W
All-Tourney: Erick Dampier (MVP), Dontae' Jones, Darryl Wilson

1996-97

Franklin National Bank Classic (Landover, MD)

D. 8 George Washington 36-57 L
 D. 9 California 45-78 L

Puerto Rico Holiday Classic (San Juan, PR)

D. 30 Bowling Green State 59-75 L
 D. 31 Fresno State..... 62-60 W
 J. 1 Old Dominion (OT).. 71-72 L
All-Tourney: Horatio Webster

1997-98

Top Of The World Classic (Fairbanks, AK)

N. 21 Alaska F'banks (2OT) 66-64 W
 N. 22 Gonzaga 68-70 L
 N. 23 SW Missouri State... 79-68 W
All-Tourney: Horatio Webster, Detrick White

Sierra Providence Sun Classic (El Paso, TX)

D. 27 St. Joseph's..... 58-65 L
 D. 28 Penn State..... 58-57 W
All-Tourney: Detrick White

1998-99

Golden Bear Classic (Oakland, CA)

D. 21 SW Louisiana 58-60 L
 D. 22 Eastern Kentucky 75-62 W

Outrigger Hotels Rainbow Classic (Honolulu, HI)

D. 28 Texas 77-81 L
 D. 29 Florida State 58-69 L
 D. 30 SW Louisiana 62-58 W

MSU IN-SEASON TOURNAMENT HISTORY



<p>1999-2000</p> <p>USBWA Hoop & Quill Classic (St. Charles, MO)</p> <p>N. 26 Valparaiso..... 59-68 L N. 27 Rutgers..... 69-74 L N. 28 Northwestern..... 70-65 W</p> <p>Holiday Stores/Touch America Classic (Bozeman, MT)</p> <p>D. 29 Idaho 86-81 W D. 30 Montana State 70-74 L <i>All-Tourney: Tang Hamilton, Todd Myles</i></p> <p>2000-01</p> <p>TIVO Preseason NIT</p> <p>N. 13 at California (OT)..... 76-83 L</p> <p>Bank One Fiesta Bowl Classic (Tucson, AZ)</p> <p>D. 28 Louisiana-Lafayette. 90-80 W D. 30 Arizona 75-74 W <i>All-Tourney: Antonio Jackson (MVP), Marckell Patterson</i></p> <p>2001-02</p> <p>Las Vegas Classic (Las Vegas, NV)</p> <p>D. 15 UL Monroe 104-67 W D. 20 Richmond..... 74-72 W D. 21 Cincinnati 56-90 L D. 22 Illinois-Chicago..... 77-74 W <i>All-Tourney: Mario Austin</i></p> <p>2004-05</p> <p>Coaches vs. Cancer Classic (New York, NY)</p> <p>N. 11 Fairfield 53-49 W N. 12 at B'ham-Southern... 55-48 W N. 18 Syracuse 58-71 L N. 19 Saint Mary's 67-54 W <i>All-Tourney: Lawrence Roberts</i> <i>All-Birmingham Regional: Winsome Frazier (MVP)</i></p>	<p>2005-06</p> <p>San Juan Shootout (Guaynabo, PR)</p> <p>D. 19 Liberty 78-67 W D. 20 Akron 72-83 L D. 21 Holy Cross 76-75 W <i>All-Tourney: Jamall Edmondson, Jamont Gordon</i></p> <p>2007-08</p> <p>Anaheim Classic (Anaheim, CA)</p> <p>N. 22 UC Irvine 68-53 W N. 23 Southern Illinois 49-63 L N. 25 Miami (OH)..... 60-67 L <i>All-Tourney: Jamont Gordon</i></p> <p>2008-09</p> <p>Legends Classic (Newark, NJ)</p> <p>N. 28 Washington State..... 52-63 L N. 29 Texas Tech 73-77 L</p> <p>2009-10</p> <p>South Padre Invitational (South Padre, TX)</p> <p>N. 27 Richmond..... 63-62 L N. 28 Old Dominion 69-55 W</p> <p>Wooden Classic (Anaheim, Calif.)</p> <p>D. 12 UCLA 72-54 W</p> <p>2010-11</p> <p>Diamondhead Classic (Honolulu, HI)</p> <p>D. 22 Washington State..... 83-57 L D. 23 San Diego 69-52 W D. 25 Hawaii 68-57 L</p> <p>2011-12</p> <p>2K Sports Classic (New York City, NY)</p> <p>N. 17 Texas A&M 69-60 W N. 18 Arizona 67-57 W</p>	<p>2012-13</p> <p>Maui Invitational (Maui, HI)</p> <p>N. 19 North Carolina..... 95-49 L N. 20 Marquette..... 89-62 L N. 21 Texas..... 69-55 L</p> <p>2013-14</p> <p>Las Vegas Classic (Las Vegas)</p> <p>D. 22 South Florida 71-66 W D. 23 UNLV 82-66 L</p> <p>2014-15</p> <p>Corpus Christi Challenge (Corpus Christi, Texas)</p> <p>N. 28 St. Louis 75-50 W N. 29 TCU..... 61-52 L <i>All-Tourney: Gavin Ware, Fred Thomas</i></p> <p>2015-16</p> <p>Puerto Rico Tipp-Off (Puerto Rico)</p> <p>N. 19 Miami 105-79 L N. 20 Texas Tech 74-72 L N. 22 Missouri State..... 84-70 W</p> <p>2016-17</p> <p>Charleston Classic (Charleston, SC)</p> <p>N. 17 Central Florida 86-61 L N. 18 Boise State..... 80-68 W N. 20 UTEP 61-54 W <i>All-Tourney: Quindary Weather- spoon</i></p>
---	--	---

MSU'S Tournament Titles (18)

2011 2K Sports Classic	•	1978 Louisville Holiday Classic
2009 Wooden Classic	•	1975 Dayton Invitational
2000 Bank One Fiesta Bowl Classic	•	1972 Pacemaker Classic
1995 Ford Far West Classic	•	1971 Alabama Classic
1994 Wyoming Shootout	•	1966 USM Invitational
1994 Missoulian Classic XV	•	1961 Sugar Bowl Tournament
1991 Louisiana Classic Tip-Off	•	1958 Sugar Bowl Tournament
1989 Century Cellunet Classic	•	1957 MSU Holiday Tournament
1982 Sugar Bowl Classic	•	1957 Birmingham Classic
1979 Babe McCarthy Tournament	•	All-Time Tourney Record: 92-81



MSU YEARLY RECORDS

MISSISSIPPI STATE IN THE 1910S: 64-25 (.719)

Season	Overall			SEC			Coach
	W	L	Pct	W	L	Pct	
1908-09	5	5	.500				T.H. Werner
1910-11	2	4	.333				W.D. Chadwick
1911-12	9	0	1.000				E.C. Hayes
1912-13	11	1	.917				E.C. Hayes
1913-14	13	2	.867				E.C. Hayes
1914-15	8	6	.571				E.C. Hayes
1915-16	11	5	.688				E.C. Hayes
1916-17	6	4	.600				E.C. Hayes
1918-19	4	3	.571				E.C. Hayes

MISSISSIPPI STATE IN THE 1920S: 128-79 (.618)

1919-20	12	5	.706				E.C. Hayes
1920-21	10	6	.625				E.C. Hayes
1921-22	12	10	.545				E.C. Hayes
1922-23	15	4	.789				E.C. Hayes
1923-24	13	8	.619				E.C. Hayes
1924-25	14	9	.609				K.P. Gatchell
1925-26	14	8	.636				Bernie Bierman
1926-27	17	7	.708				Bernie Bierman
1927-28	13	7	.650				Ray G. Dauber
1928-29	8	15	.348				Ray G. Dauber

MISSISSIPPI STATE IN THE 1930S: 79-87 (.476); 39-53 (.424) SEC

1929-30	5	8	.385				Ray G. Dauber
1931-32	5	10	.333				Ray G. Dauber
1932-33	6	13	.316	3	9	.250	12th Ray G. Dauber
1933-34	8	11	.421	4	8	.333	10th Edwin Hale
1934-35	12	6	.667	5	5	.500	7th Edwin Hale
1935-36	11	6	.647	9	5	.643	4th Frank Carideo
1936-37	15	9	.625	6	7	.462	9th Frank Carideo
1937-38	9	12	.429	7	9	.438	8th Frank Carideo
1938-39	8	12	.400	5	10	.333	10th Frank Carideo

MISSISSIPPI STATE IN THE 1940S: 78-94 (.453); 50-77 (.394) SEC

1939-40	9	6	.600	4	5	.444	9th Stanfield Hitt
1940-41	12	10	.545	6	6	.500	8th Stanfield Hitt
1941-42	13	7	.650	9	6	.600	6th Stanfield Hitt
1942-43	14	8	.636	13	7	.650	4th Stanfield Hitt
1944-45	5	13	.278	2	9	.182	T-10th Stanfield Hitt
1945-46	5	14	.263	3	13	.188	12th Stanfield Hitt
1946-47	10	11	.476	4	9	.308	T-9th Stanfield Hitt
1947-48	6	12	.333	6	10	.375	9th Paul Gregory
1948-49	4	13	.235	3	12	.200	12th Paul Gregory

MISSISSIPPI STATE IN THE 1950S: 121-101 (.545); 61-80 (.433) SEC

1949-50	7	11	.389	6	10	.375	10th Paul Gregory
1950-51	3	16	.158	2	12	.143	12th Paul Gregory
1951-52	12	11	.522	4	10	.286	10th Paul Gregory
1952-53	9	10	.474	5	8	.385	T-7th Paul Gregory
1953-54	11	10	.524	5	9	.357	T-8th Paul Gregory
1954-55	6	17	.261	2	12	.143	12th Paul Gregory
1955-56	12	12	.500	6	8	.429	T-6th Babe McCarthy
1956-57	17	8	.680	9	5	.643	T-3rd Babe McCarthy
1957-58	20	5	.800	9	5	.643	T-3rd Babe McCarthy
1958-59	24	1	.960	13	1	.929	1st Babe McCarthy

MISSISSIPPI STATE IN THE 1960S: 141-115 (.551); 80-76 (.513) SEC

1959-60	12	13	.480	5	9	.357	9th Babe McCarthy
1960-61	19	6	.760	11	3	.786	1st Babe McCarthy
1961-62	24	1	.960	13	1	.929	T-1st Babe McCarthy
1962-63	22	6	.786	12	2	.857	1st Babe McCarthy
1963-64	9	17	.346	4	10	.286	11th Babe McCarthy
1964-65	10	16	.385	6	10	.375	8th Babe McCarthy
1965-66	14	11	.560	10	6	.625	T-3rd Joe Dan Gold
1966-67	14	11	.560	8	10	.444	T-5th Joe Dan Gold
1967-68	9	17	.346	5	13	.278	8th Joe Dan Gold
1968-69	8	17	.320	6	12	.333	9th Joe Dan Gold

MISSISSIPPI STATE IN THE 1970S: 134-127 (.513); 71-109 (.394) SEC

1969-70	6	18	.250	3	15	.167	10th Joe Dan Gold
1970-71	15	10	.600	9	9	.500	T-4th Kermit Davis
1971-72	13	13	.500	6	12	.333	T-7th Kermit Davis
1972-73	11	15	.423	4	14	.222	T-9th Kermit Davis
1973-74	16	10	.615	8	10	.444	7th Kermit Davis
1974-75	9	17	.346	5	13	.278	8th Kermit Davis
1975-76	13	13	.500	6	12	.333	8th Kermit Davis
1976-77	14	13	.519	6	12	.333	T-6th Kermit Davis
1977-78	18	9	.667	13	5	.722	2nd Ron Greene
1978-79	19	9	.679	11	7	.611	T-3rd Jim Hatfield



MISSISSIPPI STATE IN THE 1980S: 110-171 (.391); 55-125 (.306) SEC

1979-80	13	14	.481	7	11	.389	T-6th	Jim Hatfield
1980-81	8	19	.296	3	15	.167	10th	Jim Hatfield
1981-82	8	19	.296	4	14	.222	9th	Bob Boyd
1982-83	17	12	.586	9	9	.500	T-4th	Bob Boyd
1983-84	9	19	.321	4	14	.222	9th	Bob Boyd
1984-85	13	15	.464	9	9	.500	T-5th	Bob Boyd
1985-86	8	22	.267	3	15	.167	10th	Bob Boyd
1986-87	7	21	.250	3	15	.167	10th	Richard Williams
1987-88	14	15	.483	6	12	.333	T-8th	Richard Williams
1988-89	13	15	.464	7	11	.389	8th	Richard Williams

MISSISSIPPI STATE IN THE 1990S: 177-125 (.586); 81-83 (.494) SEC

1989-90	16	14	.533	7	11	.389	T-8th	Richard Williams
1990-91	20	9	.690	13	5	.722	T-1st	Richard Williams
1991-92	15	13	.536	7	9	.438	(W)4th	Richard Williams
1992-93	13	16	.448	5	11	.313	(W)5th	Richard Williams
1993-94	18	11	.621	9	7	.563	(W)3rd	Richard Williams
1994-95	22	8	.733	12	4	.750	(W)T-1st	Richard Williams
1995-96	26	8	.765	10	6	.625	(W)1st	Richard Williams
1996-97	12	18	.400	6	10	.375	(W)T-3rd	Richard Williams
1997-98	15	15	.500	4	12	.250	(W)5th	Richard Williams
1998-99	20	13	.606	8	8	.500	(W)T-3rd	Rick Stansbury

MISSISSIPPI STATE IN THE 2000S: 211-115 (.647); 88-72 (.550) SEC

1999-00	14	16	.467	5	11	.313	(W)T-5th	Rick Stansbury
2000-01	18	13	.581	7	9	.438	(W)T-4th	Rick Stansbury
2001-02	27	8	.771	10	6	.625	(W)2nd	Rick Stansbury
2002-03	21	10	.677	9	7	.563	(W)1st	Rick Stansbury
2003-04	26	4	.867	14	2	.875	1st	Rick Stansbury
2004-05	23	11	.676	9	7	.563	(W)3rd	Rick Stansbury
2005-06	15	15	.500	5	11	.313	(W)4th	Rick Stansbury
2006-07	21	14	.600	8	8	.500	(W)T-1st	Rick Stansbury
2007-08	23	11	.676	12	4	.750	(W)1st	Rick Stansbury
2008-09	23	13	.639	9	7	.563	(W)3rd	Rick Stansbury

MISSISSIPPI STATE IN THE 2010S: 116-112 (.509); 46-74 (.383) SEC

2009-10	24	12	.667	9	7	.563	(W)T-1st	Rick Stansbury
2010-11	17	14	.548	9	7	.563	(W)2nd	Rick Stansbury
2011-12	21	12	.636	8	8	.500	T6th	Rick Stansbury
2012-13	10	22	.312	4	14	.222	T13th	Rick Ray
2013-14	14	19	.424	3	15	.167	14th	Rick Ray
2014-15	13	19	.406	6	12	.333	T11th	Rick Ray
2015-16	14	17	.452	7	11	.389	11th	Ben Howland
2016-17	16	16	.500	6	12	.333	12th	Ben Howland

Note: Mississippi State University did not have a basketball team during the 1909-10, 1917-18, 1930-31 and 1943-44 seasons.

MISSISSIPPI STATE'S BASKETBALL HISTORY (1909-2017)

Seasons Overall	105
Games Played	2552
Games Won	1377
Games Lost	1175
Winning Percentage540
SEC Games Played	1338
SEC Games Won	577
SEC Games Lost	761
SEC Winning Percentage431
SEC Titles Won	6
SEC West Titles Won	7
SEC Tournament Titles Won	3
NCAA Tournament Appearances	10
NCAA Tournament Record	11-10
NIT Appearances	8
NIT Record	7-8



MSU COACHING HISTORY

Coach (Alma Mater)	Yrs	Tenure	Overall			SEC		
			W	L	Pct	W	L	Pct
T.H. Werner (Chicago)	1	1909	5	5	.500			
W.D. Chadwick (Marietta)	1	1911	2	4	.333			
E.C. Hayes (Albion)	12	1912-24	124	54	.697			
K.P. Gatchell (MSU)	1	1925	14	9	.609			
Bernie Bierman (Minnesota)	2	1926-27	31	15	.674			
Ray G. Dauber (Iowa)	5	1928-33	37	53	.411	3	9	.250
Edwin Hale (Miss. College)	2	1934-35	20	17	.541	9	13	.409
Frank Carideo (Notre Dame)	4	1936-39	43	39	.524	27	31	.466
Stanfield Hitt (Miss. College)	7	1940-47	68	69	.496	41	55	.427
Paul Gregory (MSU)	8	1948-55	58	100	.367	33	83	.284
Babe McCarthy (MSU)	10	1956-65	169	85	.665	88	54	.620
Joe Dan Gold (MSU)	5	1966-70	51	74	.408	32	56	.364
Kermit Davis (MSU)	7	1971-77	91	91	.500	44	82	.349
Ron Greene (Murray State)	1	1978	18	9	.667	13	5	.722
Jim Hatfield (East Tenn. State)	3	1979-81	40	42	.488	21	33	.389
Bob Boyd (Southern Cal)	5	1982-86	55	87	.387	29	61	.322
Richard Williams (MSU)	12	1987-98	191	163	.540	89	113	.441
Rick Stansbury (Campbellsville)	14	1999-2012	293	166	.638	122	102	.545
Rick Ray (Grand View College)	3	2013-2015	37	60	.381	13	41	.241
Ben Howland (Weber State)	2	2016-Present	30	33	.476	13	23	.361

20 Head Coaches 105 1909-2017 1377 1175 .540 577 761 .431

Note: Mississippi State University did not have a basketball team during the 1909-10, 1917-18, 1930-31 and 1943-44 seasons.

OVERALL COACHING WINS

Coach (Tenure)	Record
1. Rick Stansbury (1999-2012)	293-166
2. Richard Williams (1987-98)	191-163
3. Babe McCarthy (1956-65)	169-85
4. E.C. Hayes (1912-24)	124-54
5. Kermit Davis (1971-77)	91-91
6. Stanfield Hitt (1940-47)	68-69
7. Paul Gregory (1948-55)	58-100
8. Bob Boyd (1982-86)	55-87
9. Joe Dan Gold (1966-70)	51-74
10. Frank Carideo (1936-39)	43-39

OVERALL COACHING TENURE

Coach (Tenure)	Years
1. Rick Stansbury (1999-2012)	14
2. Richard Williams (1987-98)	12
E.C. Hayes (1912-24)	12
4. Babe McCarthy (1956-65)	10
5. Paul Gregory (1948-55)	8
6. Kermit Davis (1971-77)	7
Stanfield Hitt (1940-47)	7
8. Bob Boyd (1982-86)	5
Joe Dan Gold (1966-70)	5
Ray G. Dauber (1928-33)	5

OVERALL WINNING PERCENTAGE

Coach (Tenure)	Pct	Record
1. E.C. Hayes (1912-24)	.697	124-54
2. Bernie Bierman (1926-27)	.674	31-15
3. Ron Greene (1978)	.667	18-9
4. Babe McCarthy (1956-65)	.665	169-85
5. Rick Stansbury (1999-2012)	.638	293-166
6. K.P. Gatchell (1925)	.609	14-9
7. Edwin Hale (1934-35)	.541	20-17
8. Richard Williams (1987-98)	.540	191-163
9. Frank Carideo (1936-39)	.524	43-39
10. Kermit Davis (1971-77)	.500	91-91
T.H. Werner (1909)	.500	5-5

SEC COACHING WINS

Coach (Tenure)	Record
1. Rick Stansbury (1999-2012)	122-102
2. Richard Williams (1987-98)	89-113
3. Babe McCarthy (1956-65)	88-54
4. Kermit Davis (1971-77)	44-82
5. Stanfield Hitt (1940-47)	41-55
6. Paul Gregory (1948-55)	33-83
7. Joe Dan Gold (1966-70)	32-56
8. Bob Boyd (1982-86)	29-61
9. Frank Carideo (1936-39)	27-31
10. Jim Hatfield (1979-81)	21-33

SEC WINNING PERCENTAGE

Coach (Tenure)	Pct	Record
1. Ron Greene (1978)	.722	13-5
2. Babe McCarthy (1956-65)	.620	88-54
3. Rick Stansbury (1999-2012)	.545	122-102
4. Frank Carideo (1936-39)	.466	27-31
5. Richard Williams (1987-98)	.441	89-113
6. Stanfield Hitt (1940-47)	.427	41-55
7. Edwin Hale (1934-35)	.409	9-13
8. Jim Hatfield (1979-81)	.389	21-33
9. Joe Dan Gold (1966-70)	.364	32-56
10. Ben Howland (2016)	.361	13-23

OVERALL GAMES COACHED

Coach (Tenure)	GC	Record
1. Rick Stansbury (1999-2012)	459	293-166
2. Richard Williams (1987-98)	354	191-163
3. Babe McCarthy (1956-65)	254	169-85
4. Kermit Davis (1971-77)	182	91-91
5. E.C. Hayes (1912-24)	178	124-54
6. Paul Gregory (1948-55)	158	58-100
7. Bob Boyd (1982-86)	142	55-87
8. Stanfield Hitt (1940-47)	137	68-69
9. Joe Dan Gold (1966-70)	125	51-74
10. Ray Ray (2013-15)	97	37-60

ALL-TIME MSU ASSISTANT COACHES



ALL-TIME ASSISTANT COACHES

Name (Title, Tenure)

Alfred Aboya (Graduate Assistant 2017)

Murray Arnold (Assistant 1979)

Bill Ball (Assistant 1998-2000)

Don Beasley (Assistant 1979)

Jack Berkshire (Assistant 1966-73)

Donnie Black (Graduate Assistant 1973)

John Brady (Assistant 1983-90)

George Brooks (Student Assistant 1996; Assistant 2010-present)

Mike Brown (Assistant 1982)

Greg Carter (Assistant 1994-2001)

Donovan Castro (Graduate Assistant 2016)

Jalen Courtney (Graduate Assistant 2016)

Phil Cunningham (Assistant 2000-2012;

Graduate Assistant 1992)

Ed Davis (Graduate Assistant 1988-90)

Kermit Davis (Assistant 1967-70)

Kermit Davis, Jr. (Grad. Asst./Asst. 1983-84)

Joe Dean (Graduate Assistant 1977)

Mike Dill (Assistant 1974-78)

David Draper (Graduate Assistant 1991)

James Edwards (Freshman Coach 1962)

Larry Eustachy (Assistant 1982-86)

Dave Farrar (Assistant 1980-84)

Dave Farris (Graduate Assistant 1975-76)

Wes Flanigan (Assistant 2013-15)

Talvis Franklin (Coord. of Operations 2007-12)

J.D. Gammel (Freshman Coach 1962-63)

Joe Dan Gold (Freshman Coach 1964-65)

Adam Gordon (Director of Operations 2013-15)

Marcus Grant (Assistant 2007-2012;

Coord. of BB Operations 2004-07)

Phillip Hatch (Graduate Assistant 1987)

Chris Hollender (Assistant 2013-15)

Keith Hooper (Student Assistant 1992)

Bailey Howell (Graduate Assistant 1972)

John Hutchison (Freshman Coach 1961)

Doug Hutton (Freshman Coach 1965)

Edgar Jeffries (Graduate Assistant 1978-79)

Joe Jenkins (Junior Varsity Coach 1976)

Stan Jones (Assistant 2001-02)

Jerry Keeton (Assistant 1960)

Robert Kirby (Asst. 1989-93; 1998-2010)

Kermit Koenig (Graduate Assistant 1985-86)

Nick Lagroone (Graduate Assistant 2013-14)

Jason Ludwig (Director of Operations 2016)

Don Maestri (Assistant 1980)

Richard Mathis (Assistant 1990-91)

Korey McCray (Assistant 2016-present)

Jason McKay (Student Assistant 1990-92)

Larry McKenzie (Assistant 1971-73)

Owen Miller (Assistant 1994-97)

Michael Moynihan (Video Coordinator 2016; Director of Operations 2017)

Steve Newton (Associate 1974-78)

Jeff Norwood (Graduate Assistant 1987)

Wiley Peck (Assistant 1981)

Butch Pierre (Graduate Assistant 1985-86)

Ralph Radford (Assistant 1993-94)

Duane Rebol (Assistant 1987-89)

Bo Rodriguez (Graduate Assistant 2017)

Ray Ross (Assistant 1979-80)

John Sherman (Assistant 1997-98)

Bobby Shows (Freshman Coach 1964)

Jerry Simmons (Assistant 1956-66)

Julius Smith (Assistant 1987-89)

Rick Stansbury (Associate Head Coach 1994-98;

Assistant 1990-94)

Ricky Stone (Assistant 1991-94)

Jimmy Taylor (Assistant 1980)

Jim Tillet (Assistant 1989-90)

Terry Truax (Assistant 1982-83)

Mike Vosburgh (Graduate Assistant 1974)

Sam Weaver (Assistant 2002-04)

Mark White (Assistant 2004-07;

Coord. of BB Operations 2002-04)

Richard Williams (Assistant 1985-86)

Darryl Wilson (Student Assistant 1997)

Denny Wright (Assistant 1981)

Ernie Zeigler (Assistant 2016)

Arthur Zeno (Intern 1999-2000)

2016-17 Mississippi State Assistants



George Brooks



Korey McCray



Michael Moynihan



Ernie Zeigler



MSU LETTERMEN

A -----A -----A

Adams, John: 1979-80
 Alexander, J.H.: 1917, '19
 Allen, Donnell: 1981
 Anderson, Greg: 1992
 Anderson, M.G.: 1921-22-23
 Anderton, Bill: 1963-64
 Applewhite, Dre: 2014
 Armstrong, C.H.: 1935-36-37
 Arnold, J.O.: 1946
 Ashmore, Jim: 1954-55-56-57
 Augustus, Kodi: 2008-09-10-11
 Austin, K.W.: 1924
 Austin, Mario: 2001-02-03

B -----B -----B

Bailey, Elgin: 2008-09-10-11
 Bailey, Shelli: 1956-57-58
 Ballard, Bernard: 1987
 Barbarian, J.T.: 1916
 Beard, V.G.: 1939-40-41
 Beckham, Twany: 2009-2011
 Beedle, Barry: 1971
 Begley, Billy: 2004-05, '07-08
 Bennett, Errol: 2004
 Benock, Riley: 2008-09-10-11
 Berkshire, Jack: 1960-61-62
 Berry, P.H.: 1926-27-28
 Biggs, Herb: 1965-66-67
 Biglane, O.J.: 1915-16
 Billups, T.J.: 1997, '99-00-01
 Black, Donnie: 1969-70-71
 Black, Oliver: 2015
 Blakley, Anthony: 1986-87
 Blalock, Harold: 1952-53-54
 Blanton, E.R.: 1907
 Bledsoe, Jr., E.F.: 1942-43, '47
 Bledsoe, W.S.: 1943
 Bloodman, Trivante: 2013-14-15
 Bolen, Brandon: 2008-09-11
 Boler, Michael: 2004-05-06
 Bonner, T.W.: 1936-37
 Borchert, Colin: 2013-14
 Bost, Dee: 2009-10-11-12
 Boswell, Tyrus: 1999-00-01
 Bouldin, Jack: 1970-71-72
 Bower, W.R.: 1919-20
 Bowers, Timmy: 2001-02-03-04
 Boykin, Reginald: 1987-88-89
 Branch, Elmo: 1951-52-53
 Brandon, C.N.: 1916-17
 Brinker, Stan: 1962-63-64
 Brock, J.N.: 1946
 Brooks, George: 1992-93-94
 Brown, Raymond: 1985-86
 Brown, Rickey: 1977-78-79-80
 Brown, R.N.: 1932
 Brunson, M.: 1923
 Bruss, Bob: 1972
 Bryant, Brian: 2011-12
 Bryant, L.B.: 1920-21-22-23
 Bryant, Norman: 1955
 Bryant, R.B.: 1925-26-27
 Bryant, Rod: 2008-09
 Bullard, Marcus: 1995-96
 Burkes, H.: 1929-30
 Burns, Cameron: 1989-90-91

• Burns, J.S.: 1919
 • Burress, M.T.: 1945
 • Burrow, James: 1950-51-52
 • Bury, P.H.: 1926-27-28
 • Buse, Dennis: 2004
 • Butler, Isaiah: 2015
 • Byrne, Tony: 1956-57

C -----C -----C

• Cameron, C.B.: 1922-23
 • Campbell, C.: 1916
 • Campbell, Marcus: 2002-03-04-05
 • Cannon, Seth: 2003, '05
 • Carpenter, J.R.: 1946
 • Carr, Brandon: 2002
 • Carroll, Ryan: 1999
 • Carter, Greg: 1988-89-90-91
 • **Carter, Tyson: 2017**
 • Cassibry, Slim: 1933-34-35
 • Catha, L.C.: 1924
 • Catledge, H.E.: 1937-38
 • Caveness, Gary: 1985
 • Caveness, Gerald: 1953-54
 • Chadwick, A.R.: 1912
 • Chadwick, E.B.: 1927-28
 • Chambers, F.W.: 1939
 • Chatham, Gene: 1960-61-62
 • Cherry, John: 1952-53-54-55
 • Chisolm, F.N.: 1907
 • Chisolm, W.C.: 1945
 • Chrestman, James: 1950
 • Chumbler, Bill: 1965
 • Clark, Chris: 1989
 • Clark, S.J.: 1925
 • Clarke, L.E.: 1914-15
 • Clayton, D.G.: 1919
 • Cochran, Reed: 2012
 • Cochran, R.F.: 1933-34-35
 • Coleman, Don: 1974-75-76-77
 • Collums, W.T.: 1929
 • Combs, Bill: 1970-71-72
 • Conway, Jr., Eustace: 1940-41-42
 • Cooke, George: 1952-53-54
 • Cooley, J.A.: 1922
 • Cooper, S.F.: 1912
 • Corbell, Dean: 1951
 • Courtney, Joe: 1988-89
 • Cowherd, Stephen: 2003
 • Craig, Walter V.: 1939-40-41
 • Crews, Charlie: 1965-66-67
 • Cunningham, Tyson: 2012-13-14
 • Cupit, Martin: 1974, '76-77

D -----D -----D

• Daley, Dan: 1954
 • Daley, Glenn: 1951
 • Daley, Willard: 1948-49-50
 • Dampier, Erick: 1994-95-96
 • Daniels, Travis: 2015-16
 • **Datcher, E.J.: 2017**
 • **Davis, Drew: 2017**
 • Davis, Jacoby: 2014
 • Davis, Kermit: 1957-58-59
 • Davis, Jr., Kermit: 1982
 • Davis, K.F.: 1915
 • Davis, V.W.: 1913-14-15
 • Davis, W.P.: 1916-17

• Dean, Joe: 1974-75-76
 • Delk, Reginald: 2006-07
 • Delk, Richard: 2006-07
 • Dille, A.B.: 1912
 • Dillon, Ervin: 1985-86
 • Domingue, David: 1991-92-93-94
 • Dorsey, Marlon: 1994
 • Duncan, Wayne: 1953-54-55-56
 • Dunlap, Maurice: 2015

E -----E -----E

• Edmondson, Jamall: 2005-06
 • Edmonson, McKie: 1998
 • Edwards, James: 1961
 • Embry, Vince: 1992-93-94-95
 • Ervin, Gary: 2004-05
 • Ethridge, Bill: 1955-56-57
 • Evans, Chuck: 1992-93

F -----F -----F

• Farris, David: 1973-74
 • Ferriss, Dave: 1941
 • Filgo, L.C.: 1916
 • Fisher, Bill: 1979
 • Fisher, Dale: 1957-58-59
 • Fitzgerald, Larry: 1977-78
 • Fletcher, J.F.: 1911
 • Floyd, Jr., D.B.: 1945
 • Frazier, Winsome: 2002-03-04-05
 • Fry, Larry: 1973-74-75
 • Furman, H.B.: 1909

G -----G -----G

• Gaddy, T.L.: 1914-15-16-17
 • Galloway, W.H.: 1935-36
 • Gammel, J.D.: 1961
 • Gann, B.V.: 1946
 • Gardner, Guy: 2001-02
 • Garmon, J.H.: 1915-16-17
 • Garrett, W.D.: 1945-46
 • Garrison, Elmer: 1909
 • Gaspard, Gary: 1979
 • Gatchell, K.P.: 1921-22-23-24
 • Gay, Chris: 2009
 • Gholar, Michael: 1999-00-01-02
 • Gilleland, R.V.: 1913
 • Glasgow, Dave: 1960-61-62
 • Glenn, W.R.: 1941
 • Goffer, Roy: 2001-02
 • Gold, Joe Dan: 1961-62-63
 • Goodridge, Vernon: 2006-07
 • Gordon, Jamont: 2006-07-08
 • Grant, Marcus: 1992-93-94-95
 • Graves, Jerry: 1959-60-61
 • Green, Michael: 1981
 • Gregory, Paul: 1930
 • Griffith, Ward: 2001
 • Grim, Greg: 1978-79-80
 • Grissom, W.C.: 1937-38-39
 • Guyton, John: 1968-69-70

H -----H -----H

• Haarman, Dale: 1973
 • Hale, P.A.: 1909
 • Hall, Chris: 1986, '88-89
 • Hall, Lorenza: 1976-77
 • Hamilton, Tang: 1998-99-00-01
 • Hampton, Walt: 1969, '71



Hansbrough, Ben: 2007-08
 Hardy, S.L.: 1909
 Hargett, Herb: 1950-51
 Harper, Ontario: 2002-03, '05
 Harris, J.C.: 1928-29
 Harris, V.M.: 1927
 Harrison, G.P.: 1939-40
 Hartley, Glenn: 1967
 Hartness, R.A.: 1926-27-28
 Hartsfield, Doug: 1988-89-90-91
 Harvey, Ken: 1984-85
 Heiden, John: 1956-57-58
 Hemphill, Howard: 1964-65
 Henderson, Hubert: 1985-86-87

Herard, Schneider: 2017

Hildreth, Kelvin: 1983-84
 Hodges, Randy: 1969-70-71
 Hogue, Paul: 1972
 Holcombe, Jacquiese: 2009
 Holland, J.I.: 1917
 Holliday, G.W.: 1928-29-30
Holman, Aric: 2016-17
 Holmes, Calvin: 1978
 Holmes, Carter: 2016
 Honore, T.J.: 1994-95
 Hood, Ricky: 1979-80
 Hood, Rodney: 2012
 Hooker, Gary: 1976-77-78
 Hooper, Keith: 1990-91
 Horne, L.T.: 1933
 House, Jr., C.B.: 1933-34-35
 Houston, Demetrious: 2015
 Houston, Jack: 1952-53-54-55
 Howard, B.W.: 1946
 Howard, W.L.: 1943
 Howell, Bailey: 1957-58-59
 Hudek, Dave: 1974, '76
 Hughes, J.E.: 1941-42-43
 Hughes, L.H.: 1920-21-22-23
 Hughes, W.L.: 1920
 Hughes, Whit: 1995-96-97-98
 Hull, Charles: 1958-59-60
 Hutchison, John: 1959-60
 Hutton, Doug: 1962-63-64
 Hyche, Bart: 1996-97-98-99

I - - - - - I - - - - - I

Ignerski, Michal: 2002-03
 Iupe, Joseph: 2007-08

J - - - - - J - - - - - J

Jackson, Antonio: 2000-01
 Jackson, Robert: 1999-00-01
 Jenkins, Jerry: 1973-74-75
 Jennings, Morley: 1911
 Jobe, Jett: 2016
 Johnson, Brian: 2008-09
 Johnson, E.C.: 1929-30
 Johnson, Jeffery: 2015
 Johnson, Lloyd: 1956-57
 Johnson, Roquez: 2012-13-14-15
 Johnson, Ravern: 2008-09-10-11
 Jones, Derrick: 1997
 Jones, Dontae: 1996
 Jones, E.B.: 1925-26-27
 Jones, E.W.: 1925-26
 Jones, Jr., W.J.: 1947

Jordan, Randy: 1979-80

K - - - - - K - - - - - K

Kamphuis, Bill: 1977-78-79
 Kantner, John: 1974-75
 Keeton, Jerry: 1957-58-59
 Kegler, Mario: 2017
 Kilcline, Mike: 1978-79
 King, Don: 1968-69
 Kinney, H.C.: 1912, '14-15
 Knarr, Rich: 1973-74-75-76
 Koroneos, Taki: 1972-73-74
 Kusnierz, Terry: 1972-73-74

L - - - - - L - - - - - L

Ladner, Dennis: 1950
 Laird, R.F.: 1920-21-22, '25
 Lamb, John: 1911-12-13
 Lamon, Fred: 1951
 Lemon, Wayne: 1956-57
 Lewis, Terry: 1980-81-82-83
 Lewis, Wendell: 2010-11-12
 Lockhart, Greg: 1986-87-88-89
 Lucado, F.M.: 1930
 Luczak, Taylor: 2009-10-11-12

M - - - - - M - - - - - M

Magee, W.J.: 1912-13
 Malone, Jeff: 1980-81-82-83
 Marshall, Joe: 1999
 Martin, Jim: 1968-69-70
 Martin, Mike: 1972
 McArthur, Harry: 1914-15
 McDougal, Lloyd: 1942-43, '45
 McElveen, M.: 1928-29
 McMahan, R.J.: 1937-38-39
 McRaney, Mike: 1957-58
 McWilliams, D.E.: 1915-16-17
 McWilliams, W.K.: 1917-18
 Meredith, A.J.: 1926-27
 Meredith, W.R.: 1926-27-28
 Merritt, Todd: 1988-89-90-91
 Miller, D.C.: 1907
 Miller, Jr., W.S.: 1942-43
 Minge, E.W.: 1911-12-13
 Mitchell, Leland: 1961-62-63
 Mitchell, Willie: 1909
 Mitchell, W.M.: 1942
 Moore, A.F.: 1939-40-41
 Moore, R.A.: 1938
 Moore, Tevin: 2014
 Moore, Trey: 1997-98
 Moraes, A.F.: 1911
 Morgan, Wesley: 2004-05-06
 Morris, J.T.: 1921-22
 Morris, Nate: 1991
 Moss, Rick: 1975-76-77-78
 Moultrie, Arnett: 2012
 Mundie, James: 1977
 Myer, C.S.: 1924
 Myles, Todd: 1998-99-00

N - - - - - N - - - - - N

Nash, Dudley: 1953-54-55-56
 Ndoye, Fallou: 2015
 Nettles, W.R.: 1942-43, '47
 Newman, Malik: 2016
 Nichols, Aubrey: 1962-63-64

Nichols, Carl: 1988-89-90-91
 Nichols, Chancellor: 1988-89
 Nicholson, Jim: 1947-48-49-50
 Niemann, Dave: 1974
 Nix, J.C.: 1938
 Noble, C.R. "Dudy": 1913-14-15
 Noble, L.W.: 1921-22-23
 Norris, B.E.: 1923-24-25
 Norwood, Jeff: 1982, '84-85

O - - - - - O - - - - - O

Oakley, G.E.: 1932
 Oakley, George: 1960-61-62
 Owens, Billy: 1951-52
 Osby, Romero: 2009-10

P - - - - - P - - - - - P

Pappenheimer, William: 1929
 Parker, Charles: 2010-11-12
 Pate, B.D.: 1929
 Patterson, Marckell: 1999-00-01-02
 Patterson, Reggie: 2016
 Payne, Buddy: 1977-78
 Payne, Tom: 1966-67-68
 Pearce, A.T.: 1943
 Pearson, Johnny: 1970-71-72
 Peck, Wiley: 1976-77-78-79
 Peevey, Mack: 1946-47-48-49
 Perkins, H.G.: 1921-22-23-24
 Perkins, L.W.: 1934
 Perry, Al: 1975-76-77-78
 Person, Richard: 1983
Peters, Lamar: 2017
 Peters, Mark: 1985-86-87
 Peterson, Ira: 1990-91
 Peyton, Tim: 1981
 Pierre, Butch: 1981-82-83-84
 Pillow, G.D.: 1933, '35-36
 Pinkston, J.F.: 1907
 Pittman, Jr., O.W.: 1936-37-38
 Pogue, Bill: 1953
 Posey, Don: 1963-64-65
 Power, Shane: 2004-05
 Presley, K.B.: 1932
 Price, Baxter: 2010-11-12-13
 Price, Brian: 1994-95
 Prince, F.M.: 1930
 Prophet, R.L.: 1907
 Pruett, Allan: 1968

R - - - - - R - - - - - R

Ray, Jim: 1948-49
 Ready, I.J.: 2014-15-16-17
 Redding, David: 1998
 Reese, R.: 1916
 Reeves, T.C.: 1930, '32
 Reule, P.A.: 1913
 Reynolds, H.H.: 1943, '47
 Rhodes, Charles: 2005-06-07-08
 Ricks, W.B.: 1926-27-28
 Riek, John: 2010-11
 Rimmer, Bernard: 2006-07
 Ritchey, Jerry: 1955-56
 Robbins, J.K.: 1914
 Robbins, F.W.: 1917
 Roberts, Lawrence: 2004-05
 Roberts, Oral: 1998-99
 Robinson, Chauncey: 1983-84-85-86



MSU LETTERMEN

Robinson, Tony: 1984-85
 Rogers, J.H.: 1915-16
 Rowan, Bill: 1955
 Russell, Bob: 1970-71

S -----S -----S

Sapen, John: 1965-66-67
 Schubert, Tom: 1979-80-81
 Shapiro, Bob: 1973-74-75
 Sharpe, Walter: 2005
 Shows, Bobby: 1961-62-63
 Sidney, Renardo: 2011-12
 Sikes, D.O.: 1923-24-25
 Simmons, J.M.: 1909
 Simmons, R.E.: 1911
 Singer, Alex: 1960-61
 Singleary, Bill: 1972-73-74
Singleton, Nick: 2017
 Slater, Dietric: 2004-05-06-07
 Smith, Brad: 1990-91
 Smith, C.G.: 1907
 Smith, DeVille: 2012
 Smith, Lincoln: 2000, '02-03-04
 Smith, Paul: 1964-65-66
 Smith, Quentin: 1997, 2000-01
 Smith, Shaun: 2011-12
 Snyder, H.L.: 1943, '47
 Solomon, Carlene: 1942-43, '47
 Spraggins, H.F.: 1940-41-42
Stapleton, Xavian: 2017
 Steele, Jalen: 2011-12-13
 Steele, M.D.: 1938
 Steinwedel, Steve: 1973-74-75
 Steinwinder, R.L.: 1907
 Stelmach, Piotr: 2004-05-06-07
 Stevens, Eric: 1992-93
 Stewart, Barry: 2007-08-09-10
 Stidham, Corey: 2002
 Stokes, H.A.: 1946
 Stone, H.L.: 1924-25-26
 Stone, O.P.: 1935-36-37
 Stone, Willie: 1934
 Stroman, Jeff: 1973-74-75-76
 Stroud, W.D. "Red": 1961-62-63
 Strugg, Joe: 2017

• Stubbs, H.T.: 1939-40
 • Sword, Craig: 2013-14-15-16
 • Sylvester, C.W.: 1932
 • Sylvester, E.P.: 1927

T -----T -----T

• Tables, Clyde: 1987
 • Taylor, L.B.: 1932-33
 • Taylor, Tracy: 1984-85-86-87
 • Thomas, D.J.: 1945-46
 • Thomas, Ebb: 1911
 • Thomas, Fred: 2013-14-15-16
 • Thomas, Roger: 1960
 • Thomas, Vandale: 1993
 • Thompson, B.J.: 1942-43
 • Treleaven, P.W.: 1915
 • Treloar, Jr., J.C.: 1938
 • Tribble, Frank: 1950
 • Turman, O.L.: 1925
 • Turner, N.: 1923-24
 • Turner, Phil: 2008-09-10

U -----U -----U

• Usher, Ted: 1957-58-59

V -----V -----V

• Vance, Coyte: 1950-51-52
 • Varnado, Jarvis: 2007-08-09-10
 • Varnado, Norwood: 1951
 • Vernon, J.V.: 1919-20
 • Vincent, Branden: 2003-04
 • Vosburgh, Mike: 1972-73

W -----W -----W

• Wade, Chuck: 1967-68-69
 • Waits, F.A.: 1933-34
 • Walden, Buddy: 1965-66-67
 • Walker, Boyce: 1929-30, '32
 • Walker, Bubba: 1968-69-70
 • Walker, Johnny: 1992-93
 • Wall, J.S.: 1945-46
 • Walters, A.H.: 1946-47
 • Walters, J.F.: 1935-36-37
 • Walters, Russell: 1994-95-96
 • Walton, Jay: 1992, '94-95-96
 • Ward, R.B.: 1936-37

• Ware, Gavin: 2013-14-15-16
 • Washington, Gary: 1965-66-67
 • Washington, Manuel: 1967-68-69

Washington, Miles: 2017

• Washington, Tyrone: 1996-97-98-99
 • Watkins, Jeff: 1972-73
 • Watson, Orien: 1991-92-93
 • Watts, Alton: 1948-49
 • Watts, Tony: 1989-90-91-92
Weatherspoon, Quindary: 2016-17
 • Webster, Horatio: 1997-98
 • Wells, Billy: 1953
 • Wells, Kalpatrick: 1980-81-82-83
 • Wentz, Bob: 1952-53
 • Wesson, Malcolm: 1971-72-73
 • West, B.G.: 1938-39
 • White, Detrick: 1998-99
 • White, Ray: 1976-77-78-79
 • White, Ron: 1980-81
 • Whyte, Mackey: 1982-83-84
 • Whyte, Mack: 1961-62
 • Willcutt, Sammy: 1970-71
 • Williams, Dave: 1966-67-68
 • Williams, Richie: 1963-64-65
 • Williams, Taylor: 1975-76
 • Wilsford, F.C.: 1939-40-41
 • Wilson, Bubba: 1993-94-95-96
 • Wilson, Darryl: 1994-95-96
 • Wilson, De'Runnya: 2014
 • Wilson, Johnny: 1972
 • Wilson, W.P.: 1921-22
 • Wofford, Jackie: 1963
 • Wood, Hoyt: 1950-51-52
 • Woodard, Robert: 1987-88-89-90
 • Wright, C.B.: 1932
Wright, Eli: 2017
 • Wright, Walter: 1975-76-77-78
 • Wulff, Jeff: 1984

Y -----Y -----Y

• Young, Jack: 1994-95

Z -----Z -----Z

• Zimmerman, Derrick: 2000-01-02-03
 • Zuppardo, Johnny: 2016

MSU ALL-TIME TEAM AWARDS



BABE MCCARTHY MEMORIAL AWARD

The Babe McCarthy Memorial Award was presented annually to the Bulldog player who best exemplifies the highest traits of character, leadership, desire and hustle.

- 1975-76: Joe Dean
- 1976-77: Wiley Peck
- 1977-78: Wiley Peck
- 1978-79: Wiley Peck
- 1979-80: Rickey Brown
- 1980-81: Ron White
- 1981-82: Mackey Whyte & Jeff Norwood
- 1982-83: Jeff Malone
- 1983-84: Mackey Whyte & Jeff Norwood
- 1984-85: Gary Caveness
- 1985-86: Mark Peters
- 1986-87: Mark Peters
- 1987-88: Robert Woodard
- 1988-89: Chris Hall
- 1989-90: Robert Woodard
- 1990-91: Greg Carter
- 1991-92: Tony Watts
- 1992-93: Orient Watson
- 1993-94: David Domingue
- 1994-95: Marcus Grant
- 1995-96: Darryl Wilson
- 1996-97: McKie Edmonson
- 1997-98: McKie Edmonson & Whit Hughes
- 1998-99: Detrick White
- 1999-00: T.J. Billups
- 2000-01: T.J. Billups
- 2001-02: Guy Gardner
- 2002-03: Derrick Zimmerman
- 2003-04: Timmy Bowers
- 2004-05: Shane Power

BAILEY HOWELL REBOUNDING AWARD

- 1978-79: Wiley Peck
- 1979-80: Rickey Brown
- 1980-81: Kalpatrick Wells
- 1981-82: Kalpatrick Wells
- 1982-83: Kalpatrick Wells
- 1983-84: Kelvin Hildreth
- 1984-85: Raymond Brown
- 1985-86: Chauncey Robinson
- 1986-87: Hubert Henderson
- 1987-88: Carl Nichols
- 1988-89: Cameron Burns
- 1989-90: Cameron Burns
- 1990-91: Greg Carter
- 1991-92: Johnny Walker
- 1992-93: Johnny Walker
- 1993-94: Erick Dampier
- 1994-95: Erick Dampier
- 1995-96: Erick Dampier
- 1996-97: Tyrone Washington
- 1997-98: Tyrone Washington
- 1998-99: Tyrone Washington
- 1999-00: Robert Jackson
- 2000-01: Tang Hamilton
- 2001-02: Mario Austin
- 2002-03: Mario Austin
- 2003-04: Lawrence Roberts
- 2004-05: Lawrence Roberts

BEST OFFENSIVE PLAYER AWARD

- 1978-79: Rickey Brown
- 1979-80: Rickey Brown
- 1980-81: Jeff Malone
- 1981-82: Jeff Malone
- 1982-83: Jeff Malone
- 1983-84: Kelvin Hildreth
- 1984-85: Ken Harvey
- 1985-86: Chauncey Robinson
- 1987-88: Reginald Boykin

- 1988-89: Cameron Burns
- 1989-90: Cameron Burns
- 1990-91: Cameron Burns
- 1991-92: Tony Watts
- 1992-93: Chuck Evans
- 1993-94: Darryl Wilson
- 1994-95: Darryl Wilson
- 1995-96: Darryl Wilson
- 1996-97: Horatio Webster
- 1997-98: Horatio Webster
- 1998-99: Detrick White
- 1999-00: Tang Hamilton
- 2000-01: Antonio Jackson
- 2001-02: Mario Austin
- 2002-03: Mario Austin
- 2003-04: Lawrence Roberts
- 2004-05: Lawrence Roberts

BEST DEFENSIVE PLAYER AWARD

- 1978-79: Ray White
- 1979-80: Kalpatrick Wells
- 1980-81: Kalpatrick Wells
- 1986-87: Anthony Blakley
- 1987-88: Greg Lockhart
- 1988-89: Greg Lockhart
- 1989-90: Greg Carter
- 1990-91: Greg Carter
- 1991-92: Orient Watson
- 1992-93: Orient Watson
- 1993-94: Marcus Grant
- 1994-95: Erick Dampier
- 1995-96: Erick Dampier
- 1996-97: Tyrone Washington
- 1997-98: Detrick White
- 1998-99: Tyrone Washington
- 1999-00: Michael Gholar
- 2000-01: Derrick Zimmerman
- 2001-02: Michael Gholar
- 2002-03: Derrick Zimmerman
- 2003-04: Brandon Vincent
- 2004-05: Winsome Frazier

MOST IMPROVED PLAYER AWARD

- 1981-82: Butch Pierre
- 1982-83: Chauncey Robinson
- 1983-84: Tony Robinson
- 1984-85: Raymond Brown
- 1985-86: Mark Peters
- 1986-87: Reginald Boykin
- 1987-88: Chancellor Nichols
- 1988-89: Tony Watts
- 1989-90: Todd Merritt
- 1990-91: Keith Hooper
- 1991-92: David Domingue
- 1992-93: Marcus Grant
- 1993-94: Bubba Wilson
- 1994-95: Brian Price
- 1995-96: Dontae Jones
- 1996-97: Trey Moore
- 1997-98: Oral Roberts
- 1998-99: Tang Hamilton
- 1999-00: Robert Jackson
- 2000-01: Quentin Smith
- 2001-02: Mario Austin & Derrick Zimmerman
- 2002-03: Timmy Bowers
- 2003-04: Brandon Vincent
- 2004-05: Wesley Morgan & Dietric Slater

MOST ASSISTS AWARD

- 1978-79: Tom Schuberth
- 1979-80: Greg Grim
- 1980-81: Terry Lewis
- 1981-82: Butch Pierre
- 1982-83: Butch Pierre
- 1983-84: Ken Harvey
- 1984-85: Jeff Norwood
- 1985-86: Tracy Taylor
- 1986-87: Tracy Taylor
- 1987-88: Greg Lockhart

- 1988-89: Greg Lockhart
- 1989-90: Doug Hartsfield
- 1990-91: Doug Hartsfield
- 1991-92: Chuck Evans
- 1992-93: Chuck Evans
- 1993-94: T.J. Honore
- 1994-95: T.J. Honore
- 1995-96: Marcus Bullard
- 1996-97: Trey Moore
- 1997-98: Detrick White
- 1998-99: Detrick White
- 1999-00: Todd Myles
- 2000-01: Antonio Jackson
- 2001-02: Derrick Zimmerman
- 2002-03: Derrick Zimmerman
- 2003-04: Timmy Bowers
- 2004-05: Gary Ervin

BEST FREE THROW PERCENTAGE AWARD

- 1978-79: Greg Grim
- 1979-80: Jeff Malone
- 1981-82: Jeff Malone
- 1982-83: Jeff Malone
- 1983-84: Kelvin Hildreth
- 1984-85: Jeff Norwood
- 1985-86: Greg Lockhart
- 1986-87: Anthony Blakley
- 1987-88: Joe Courtney
- 1988-89: Reginald Boykin
- 1989-90: Greg Carter
- 1990-91: Tony Watts
- 1991-92: Tony Watts
- 1992-93: Chuck Evans
- 1993-94: Darryl Wilson
- 1994-95: Darryl Wilson
- 1995-96: Darryl Wilson
- 1996-97: Bart Hyche
- 1997-98: Trey Moore
- 1998-99: Bart Hyche
- 1999-00: Antonio Jackson
- 2000-01: Marckell Patterson
- 2001-02: Marckell Patterson
- 2002-03: Winsome Frazier
- 2003-04: Winsome Frazier
- 2004-05: Winsome Frazier

ACADEMIC AWARD


- 1986-87: Mark Peters
- 1988-89: Carl Nichols
- 1989-90: Cameron Burns & Carl Nichols
- 1990-91: Carl Nichols
- 1991-92: Orient Watson
- 1992-93: Orient Watson
- 1993-94: Jay Walton
- 1994-95: Jay Walton
- 1995-96: Whit Hughes
- 1996-97: McKie Edmonson
- 1997-98: McKie Edmonson
- 1998-99: Bart Hyche
- 1999-00: Quentin Smith
- 2000-01: Roy Goffar
- 2001-02: Roy Goffar
- 2002-03: Wesley Morgan
- 2003-04: Michael Boler
- 2004-05: Shane Power

ROBERT WOODARD HUSTLE AWARD

- 1989-90: Robert Woodard
- 1990-91: Keith Hooper
- 1991-92: David Domingue
- 1992-93: David Domingue
- 1993-94: David Domingue
- 1994-95: Boo Ray
- 1995-96: Russell Walters
- 1996-97: Whit Hughes
- 1997-98: David Redding

Note: MSU Team Awards have not been award since the 2005-06 seasons.


BULLDOGS IN THE



Bailey HOWELL




Jeff MALONE



Erick DAMPIER

Lawrence ROBERTS



BAILEY HOWELL'S CAREER NBA STATISTICS

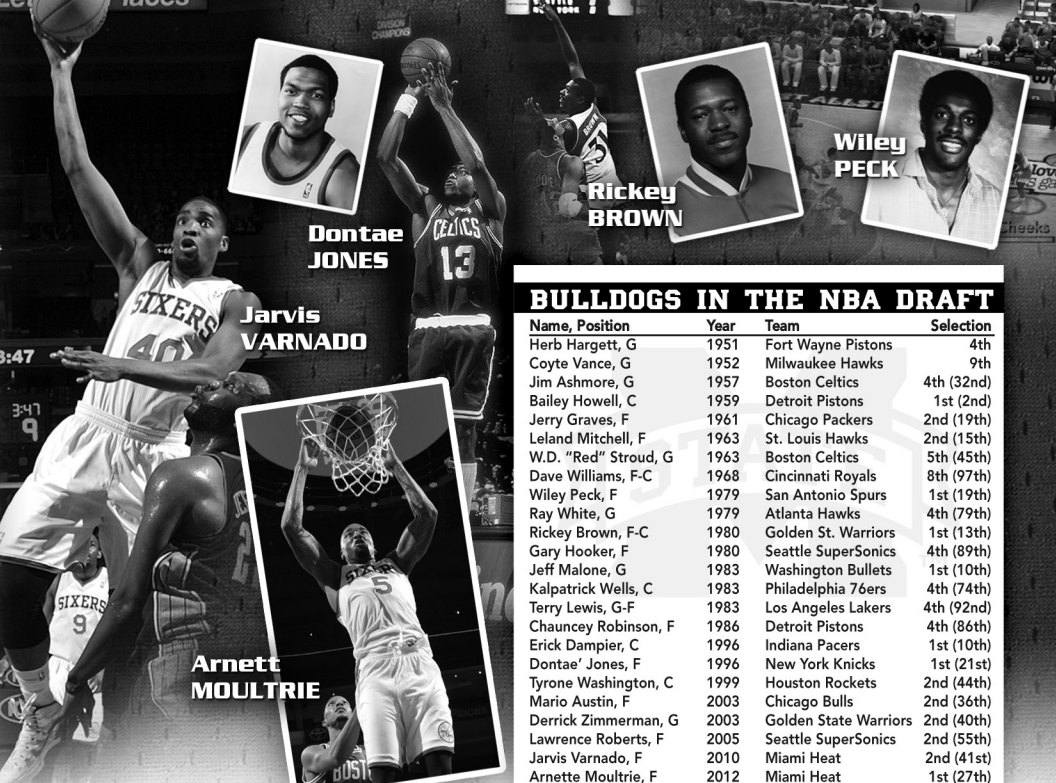
Season	Team	GP	Mins	FGM-FGA	Pct	FTM-FTA	Pct	Rebounds	Ass	Points
1959-60	Detroit	75	2346	510-1119	.456	312-422	.739	790-10.5	63	1332-17.8
1960-61	Detroit	77	2952	607-1293	.469	601-798	.753	1111-14.4	196	1815-23.6
1961-62	Detroit	79	2857	553-1193	.464	470-612	.768	996-12.6	186	1576-19.9
1962-63	Detroit	79	2971	637-1235	.516	519-650	.798	910-11.5	232	1793-22.7
1963-64	Detroit	77	2700	598-1267	.472	470-581	.809	776-10.1	205	1666-21.6
1964-65	Baltimore	80	2975	515-1040	.495	504-629	.801	869-10.9	208	1534-19.2
1965-66	Baltimore	78	2328	481-986	.488	402-551	.730	773-9.9	155	1364-17.5
1966-67	Boston	81	2503	636-1242	.512	349-471	.741	677-8.4	103	1621-20.0
1967-68	Boston	82	2801	643-1336	.481	335-461	.727	805-9.8	133	1621-19.8
1968-69	Boston	78	2527	612-1257	.487	313-426	.735	685-8.8	137	1537-19.7
1969-70	Boston	82	2078	399-931	.429	235-308	.763	550-6.7	120	1033-12.6
1970-71	Philadelphia	82	1589	324-686	.472	230-315	.730	441-5.4	115	878-10.7
13-Year Totals		950	30627	6515-13585	.480	4740-6224	.762	9383-9.9	1853	17770-18.7

JEFF MALONE'S CAREER NBA STATISTICS


Season	Team	GP	Mins	FGM-FGA	Pct	3GM-3GA	Pct	FTM-FTA	Pct	Rebounds	Ass	BS	Stl	Points
1983-84	Wash	81	1976	408-918	.444	24-74	.324	142-172	.826	155-1.9	151	13	23	982-12.1
1984-85	Wash	76	2613	605-1213	.499	15-72	.208	211-250	.844	206-2.7	184	9	52	1436-18.9
1985-86	Wash	80	2992	735-1522	.483	3-17	.176	322-371	.868	288-3.6	191	12	70	1795-22.4
1986-87	Wash	80	2763	689-1509	.457	4-26	.154	376-425	.885	218-2.7	298	13	75	1758-22.0
1987-88	Wash	80	2655	648-1360	.476	10-24	.417	335-380	.882	206-2.6	237	13	51	1641-20.5
1988-89	Wash	76	2418	677-1410	.480	1-19	.053	296-340	.871	179-2.4	219	14	39	1651-21.7
1989-90	Wash	75	2567	781-1592	.491	1-6	.167	257-293	.877	206-2.7	243	6	48	1820-24.3
1990-91	Utah	69	2466	525-1034	.508	1-6	.167	231-252	.917	206-3.0	143	6	50	1282-18.6
1991-92	Utah	81	2922	691-1353	.511	1-12	.083	256-285	.898	233-2.9	180	5	56	1639-20.2
1992-93	Utah	79	2558	595-1205	.494	3-9	.333	236-277	.852	173-2.2	128	4	42	1429-18.1
1993-94	Ut/Phil	77	2560	525-1081	.486	7-12	.583	205-247	.830	199-2.6	125	5	40	1262-16.4
1994-95	Phil	19	660	144-284	.507	11-28	.393	51-59	.864	55-2.9	29	0	15	350-18.4
1995-96	Phil/Mia	32	510	76-193	.394	5-16	.313	29-32	.906	40-1.3	26	0	16	186-5.8
13-Year Totals		905	29660	7099-14674	.484	86-321	.268	2947-3383	.871	2364-2.6	2154	100	577	17231-19.0

LAWRENCE ROBERTS' CAREER NBA STATISTICS


Season	Team	GP	Mins	FGM-FGA	Pct	3GM-3GA	Pct	FTM-FTA	Pct	Rebounds	Ass	BS	Stl	Points
2005-06	Mem	33	181	20-44	.455	0-2	.000	11-23	.478	49-1.5	5	2	8	51-1.5
2006-07	Mem	54	969	94-208	.452	0-2	.000	95-131	.725	261-4.8	30	13	36	283-5.2
2-Year Totals		87	1149	114-252	.452	0-4	.000	106-154	.688	310-3.6	35	15	44	334-3.8



Dontae JONES



Rickey BROWN



Wiley PECK

Jarvis VARNADO



Arnett MOULTRIE

BULLDOGS IN THE NBA DRAFT

Name	Position	Year	Team	Selection
Herb Hargett, G		1951	Fort Wayne Pistons	4th
Coyte Vance, G		1952	Milwaukee Hawks	9th
Jim Ashmore, G		1957	Boston Celtics	4th (32nd)
Bailey Howell, C		1959	Detroit Pistons	1st (2nd)
Jerry Graves, F		1961	Chicago Packers	2nd (19th)
Leland Mitchell, F		1963	St. Louis Hawks	2nd (15th)
W.D. "Red" Stroud, G		1963	Boston Celtics	5th (45th)
Dave Williams, F-C		1968	Cincinnati Royals	8th (97th)
Wiley Peck, F		1979	San Antonio Spurs	1st (19th)
Ray White, G		1979	Atlanta Hawks	4th (79th)
Rickey Brown, F-C		1980	Golden St. Warriors	1st (13th)
Gary Hooker, F		1980	Seattle SuperSonics	4th (89th)
Jeff Malone, G		1983	Washington Bullets	1st (10th)
Kalpatrick Wells, C		1983	Philadelphia 76ers	4th (74th)
Terry Lewis, G-F		1983	Los Angeles Lakers	4th (92nd)
Chauncey Robinson, F		1986	Detroit Pistons	4th (86th)
Erick Dampier, C		1996	Indiana Pacers	1st (10th)
Dontae' Jones, F		1996	New York Knicks	1st (21st)
Tyrone Washington, C		1999	Houston Rockets	2nd (44th)
Mario Austin, F		2003	Chicago Bulls	2nd (36th)
Derrick Zimmerman, G		2003	Golden State Warriors	2nd (40th)
Lawrence Roberts, F		2005	Seattle SuperSonics	2nd (55th)
Jarvis Varnado, F		2010	Miami Heat	2nd (41st)
Arnette Moultrie, F		2012	Miami Heat	1st (27th)

ERICK DAMPIER'S CAREER NBA STATISTICS

Season	Team	GP	Mins	FGM-FGA	Pct	3GM-3GA	Pct	FTM-FTA	Pct	Rebounds	Ast	BS	Stl	Points
1996-97	Indiana	72	1052	131-336	.390	1-1	1.000	107-168	.637	294-4.1	43	73	19	370-5.1
1997-98	Gld St	82	2656	352-791	.445	0-2	.000	267-399	.669	715-8.7	94	139	39	971-11.8
1998-99	Gld St	50	1414	161-414	.389	0-0	.000	120-204	.588	382-7.6	54	58	26	442-8.8
1999-00	Gld St	21	495	70-173	.405	0-0	.000	27-51	.529	134-6.4	19	15	8	167-8.0
2000-01	Gld St	43	1038	126-314	.401	0-2	.000	67-126	.532	250-5.8	59	58	17	319-7.4
2001-02	Gld St	73	1740	209-480	.435	0-0	.000	136-211	.645	387-5.3	87	167	17	554-7.6
2002-03	Gld St	82	1978	259-522	.496	0-2	.000	155-222	.698	543-6.6	58	154	27	673-8.2
2003-04	Gld St	74	2403	348-650	.535	0-2	.000	217-332	.654	887-12.0	60	137	33	913-12.3
2004-05	Dallas	59	1609	202-367	.550	0-3	.000	138-228	.605	501-8.5	51	80	15	542-9.2
2005-06	Dallas	82	1934	171-347	.493	0-0	.000	127-215	.591	640-7.8	51	106	27	469-5.7
2006-07	Dallas	76	1915	209-334	.626	0-0	.000	119-191	.623	566-7.4	44	82	24	537-7.1
2007-08	Dallas	72	1755	178-277	.643	0-0	.000	84-146	.575	539-7.5	63	106	24	440-6.1
2008-09	Dallas	80	1,836	182-280	.650	0-0	.000	90-141	.638	565-7.1	77	95	24	454-5.7
2009-10	Dallas	55	1,280	133-213	.624	1-3	.333	61-101	.605	400-7.3	31	77	15	328-6.0
2010-11	Miami	51	814	52-89	.584	0-1	.000	24-44	.626	177-3.5	22	47	14	128
2001-12	Atlanta	15	83	1-8	.125	0-0	.000	0-0	.000	25-7.1	4	4	1	2-0.1
15-Year Totals		987	24,003	2,784-5,595	.626	2-16	.125	1,739-2,779	.626	7,005-7.1	817	1,398	330	7,309-7.4

DERRICK ZIMMERMAN'S CAREER NBA STATISTICS

Season	Team	GP	Mins	FGM-FGA	Pct	3GM-3GA	Pct	FTM-FTA	Pct	Rebounds	Ast	BS	Stl	Points
2005-06	N.J.	2	32	2-3	.667	0-0	.000	0-0	.000	4-2.0	7	0	0	4-2.0
1-Year Total		2	32	2-3	.667	0-0	.000	0-0	.000	4-2.0	7	0	0	4-2.0

TANG HAMILTON'S CAREER NBA STATISTICS

Season	Team	GP	Mins	FGM-FGA	Pct	3GM-3GA	Pct	FTM-FTA	Pct	Rebounds	Ast	BS	Stl	Points
2001-02	Miami	9	98	10-19	.526	0-1	.000	0-1	.000	18-2.0	5	0	4	20-2.2
1-Year Total		9	98	10-19	.526	0-1	.000	0-1	.000	18-2.0	5	0	4	20-2.2

JARVIS VARNADO CAREER NBA STATISTICS

Season	Team	GP	Mins	FGM-FGA	Pct	3GM-3GA	Pct	FTM-FTA	Pct	Rebounds	Ast	BS	Stl	Points
2012-13	BOS	5	18	2-4	.500	0-0	.000	2-4	.500	3-0.6	1	0	1	6/1.2
2012-13	MIA	8	40	1-3	.333	0-0	.000	0-0	.000	6-0.8	2	2	0	2/0.3
2013-14	CHI	1	2	0-0	.000	0-0	.000	0-0	.000	0-0.0	0	0	0	0/0.0
2013-14	PHI	23	337	36-60	.600	0-0	.000	27-52	.519	63-2.7	13	29	10	99/4.3
4-Year Totals		37	397	39-67	.582	0-0	.000	29-56	.518	72-1.9	16	31	11	107/2.9

ARNETT MOULTRIE CAREER NBA STATISTICS

Season	Team	GP	Mins	FGM-FGA	Pct	3GM-3GA	Pct	FTM-FTA	Pct	Rebounds	Ast	BS	Stl	Points
2012-13	PHI	47	542	78-134	.582	0-0	.000	18-28	.643	145-3.1	10	10	17	174/3.7
2013-14	PHI	12	187	16-38	.421	0-0	.000	4-5	.800	35-2.9	2	4	8	36/3.0
2-Year Totals		59	729	94-172	.547	0-0	.000	22-33	.667	180-3.1	12	14	25	210/3.6



MSU ALL-TIME SERIES RECORDS

Opponent	Record	Last Game	Opponent	Record	Last Game
Akron	0-2	2012	Evansville	1-1	1976
Alabama	74-123	2017	Fairleigh Dickinson	1-0	2009
Alabama A&M	4-1	2013	Fairfield	1-0	2005
Alabama State	3-0	2011	Florida	49-64	2017
UAB	3-4	2004	Florida A&M	3-0	2014
Alaska Fairbanks	1-0	1998	Florida Atlantic	2-1	2013
Albany (Ga.) YMCA	0-1	1925	Florida Gulf Coast	1-0	2014
Alcorn State	3-2	2013	Florida International	2-0	1993
Amory (Miss.) Ind	1-0	1935	Florida State	5-5	2016
Appalachian State	1-0	2011	Florida Tech	1-0	1994
Arizona	2-2	2012	Fort Benning	1-0	1925
Arizona State	0-1	1988	Fresno State	1-1	1997
Arkansas	27-33	2017	Furman	4-0	1971
Arkansas-Little Rock	3-1	2005	George Mason	1-1	2007
Arkansas-Monticello	1-0	1963	George Washington	2-1	1997
Arkansas-Pine Bluff	2-0	2000	Georgia	53-58	2017
Arkansas State	9-3	2015	Georgia State	3-0	2017
Atlanta Athletic Club	1-1	1925	Georgia Tech	13-16	1975
Auburn	69-75	2017	Gonzaga	0-1	1998
Auburn-Montgomery	2-0	1982	Hattiesburg YMCA	1-0	1925
Austin Peay State	1-1	1993	Hawaii	2-2	2011
Ball State	1-1	1992	Holy Cross	1-0	2006
Baylor	2-1	2012	Houston	2-5	2010
Baylor Medical School	3-0	1925	Houston Baptist	1-0	1974
Belmont	1-0	1999	Idaho	1-1	2000
Bethune-Cookman	1-0	2010	Illinois-Chicago	1-0	2002
Birmingham AC	5-3	1927	Illinois Wesleyan	1-0	1987
Birmingham Boys Club	0-2	1928	Indiana	0-1	1986
Birmingham YMCA	0-1	1929	Indiana State	1-1	1976
Birmingham YMHA	1-0	1926	Iowa	0-2	1993
Birmingham-Southern	8-0	2005	Iowa State	2-0	1980
Biscayne	1-0	1978	Jackson State	5-0	2014
Boise State	1-0	2017	Jacksonville	4-0	2015
Bowling Green State	1-1	1997	Jacksonville State	4-0	2006
Bradley	1-0	2007	James Madison	1-1	1998
Brigham Young	1-1	1996	Jonesboro (Ark.) YMCA	0-1	1919
Brownsville (Tenn.) AC	1-0	1909	Kansas State	0-3	1994
Butler	0-1	2003	Kennesaw State	1-0	2014
California	0-2	2001	Kentucky	20-94	2017
California Irvine	1-0	2008	Kentucky Wesleyan	1-0	1977
Catholic University	1-0	1937	Lafayette College	1-0	2008
Centenary	7-0	2010	Laurel (Miss.) YMCA	2-0	1925
Central Arkansas	2-0	2013	Lehigh	0-1	2017
Central Florida	0-1	2017	Liberty	1-0	2006
Charlotte	3-1	2009	Long Beach State	1-0	1976
Chattanooga	6-4	2006	Long Island	1-0	1993
Chevrolet All-Stars	0-1	1926	LSU	101-109	2017
Chicago State	1-0	1976	Louisiana College	8-1	1971
Chicago YMCA College	0-1	1920	Louisiana-Lafayette	11-4	2003
Christian Brothers	5-0	1990	Louisiana-Monroe	13-2	2012
Cincinnati	2-2	2009	Louisiana Tech	10-4	2008
Clayton State	1-0	2015	Louisville	1-3	1988
Clemson	0-3	2008	Loyola (Chicago)	1-2	2014
Colgate	1-0	1995	Loyola (New Orleans)	5-1	1997
College of Charleston	1-0	1974	Loyola Marymount	2-0	2008
College of Memphis	2-0	1909	Macon (Ga.) YMCA	1-0	1925
Colorado State	0-1	1999	Mansfield State	1-0	1978
Columbus (Miss.) AC	2-0	1909	Marquette	0-1	2013
Columbus (Miss.) AFB	4-0	1946	Marshall	0-1	1972
Connecticut	2-1	1996	Maryland	3-0	1962
Cumberland	2-0	1916	Maryland Eastern Shore	1-0	2014
Davidson	1-1	1966	Maryville	2-0	1913
Dayton	1-0	1976	Massachusetts	0-1	2012
Delaware	1-0	1990	McNeese State	6-2	2015
Delta State	15-1	1987	Memphis	11-13	2008
Denver	1-0	1957	Memphis YMCA	5-7	1929
DePaul	1-1	2010	Mercer	5-1	1989
Detroit	2-1	2012	Meridian All-Stars	3-0	1930
Drake	2-0	1992	Meridian College	1-0	1920
Duke	2-1	2005	Mexico City YMCA	1-0	1937
East Carolina	3-0	1990	Miami (Florida)	2-3	2016
East Tennessee State	1-3	2017	Miami (Ohio)	0-2	2008
Eastern Kentucky	4-0	2012	Michigan State	0-1	1973
Eastern Washington	1-0	2016	Middle Tennessee State	1-0	1979
Eastern Michigan	1-1	1993	Millsaps	16-2	1940

MSU ALL-TIME SERIES RECORDS



Opponent	Record	Last Game	Opponent	Record	Last Game
Mississippi College	54-21	1987	San Diego	2-1	2011
Mississippi Valley State	5-0	2015	San Jose State	1-1	1987
Missouri	5-4	2017	Santa Clara	3-0	2006
Missouri-Kansas City	3-2	2017	Sewanee	10-1	1973
Missouri State	1-0	2016	South Alabama	12-1	2012
Missouri Western	1-0	1976	South Carolina	19-14	2017
Mobile YMCA	1-1	1927	South Carolina Upstate	0-1	2015
Monmouth	1-0	2004	South Carolina State	1-0	2000
Montana	1-0	1995	South Florida	3-0	2014
Montana State	1-2	2001	Southeast Missouri State	1-0	1985
Morehead State	5-0	2017	Southeastern Louisiana	18-1	2014
Murray State	7-2	2008	Southern California	1-0	1984
Nashville Ramblers	0-2	1929	Southern Illinois	2-2	2008
Nebraska	1-0	1996	Sllinois-Edwardsville	1-0	1974
New Orleans	8-1	2013	Southern Mississippi	15-4	2017
New Orleans YMCA	0-1	1909	Southern University	0-1	2016
Nicholls State	6-0	2011	Southwest Missouri State	1-0	1998
North Alabama	3-0	2009	Spring Hill	2-0	1961
North Carolina	0-6	2013	Stanford	1-1	2005
North Carolina A&T	1-0	2011	Stetson	1-0	1966
North Carolina Central	1-0	2016	Syracuse	0-3	2005
North Carolina State	1-0	1926	Tampa	2-0	1957
North Carolina Wilmington	1-1	1997	Tennessee	43-81	2017
Norfolk State	1-0	2-17	Tennessee-Martin	8-1	2016
North Texas	2-0	2012	Tennessee State	1-0	2011
Northeast Missouri State	2-0	1993	Tennessee Tech	4-0	1998
Northern Arizona	1-0	1994	Texas	3-5	2013
Northern Colorado	1-0	2016	Texas A&M	4-6	2017
Northwestern	1-0	2000	Texas A&M-Corpus Christi	2-0	2008
Northwestern (La.) State	7-1	2017	Texas Christian	1-3	2015
Oglethorpe	2-0	1936	Texas-El Paso	1-0	2017
Ohio State	0-1	1991	Texas-Pan American	2-0	2010
Oklahoma	3-0	2003	Texas-San Antonio	1-0	2013
Ole Miss	142-114	2017	Texas Southern	2-0	2016
Old Dominion	3-2	2010	Texas Tech	0-2	2016
Oral Roberts	1-0	1979	Troy	9-1	2013
Oregon	1-0	2008	Tulane	55-39	2016
Oregon State	2-1	2017	Tulsa	0-1	2001
Ouachita Baptist	1-0	1949	UCLA	1-1	2010
Pacific	1-0	1980	Union	12-0	1961
Park (Tenn.) Field	0-1	1919	UNLV	0-2	2014
Penn State	1-0	1998	Utah	1-0	1995
Pine Bluff (Ark.) YMCA	0-3	1922	Utah State	2-1	2015
Pittsburgh	1-0	2001	Valparaiso	0-1	2000
Portland	1-0	1981	Vanderbilt	48-78	2017
Prairie View A&M	2-0	2014	Vermont	1-0	1978
Princeton	1-1	1996	Villanova	0-1	1994
Providence	0-1	2013	Virginia	2-1	1989
Purdue	0-1	1985	Virginia Commonwealth	1-0	1996
Rail Lites	0-2	1929	Virginia Tech	2-7	2011
Rhode Island	1-0	1972	Wake Forest	1-3	1997
Rhodes (Southwestern)	12-0	1959	Washington	0-2	2009
Rice	3-0	1989	Washington State	0-2	2011
Richmond	2-2	2010	Washington (St. Louis)	0-1	1955
Rider	1-1	2010	Washington & Lee	1-0	1928
Rutgers	0-1	2000	West Virginia	1-1	2012
St. Bonaventure	2-0	2010	Western Carolina	1-0	2015
St. Joseph's (Pa.)	1-3	1998	Western Kentucky	3-3	2010
St. Louis University	1-1	2015	Western New Mexico	1-0	1988
St. Mary's (Calif.)	1-1	2011	Wichita State	0-3	1987
St. Paul's (La.)	1-1	1915	Winthrop	0-1	2007
St. Stanislaus (Miss.)	2-0	1927	Wright State	1-0	2010
St. Thomas (Pa.)	0-1	1938	Wyoming	1-0	1995
Sam Houston State	1-0	1999	Xavier (Ohio)	4-1	2005
Samford	25-6	1992			



MSU NON-CONFERENCE SERIES RECORDS

AKRON (UA leads, 2-0)

2006: UA, 83-72 at Guaynabo, PR#
 2012: UA, 68-58 at Starkville
 # - San Juan Shootout
 At Neutral Sites: UA leads, 1-0
 At Starkville: UA leads, 1-0

ALABAMA A&M (MSU leads, 4-1)

2000: MSU, 89-67 at Starkville
 2001: MSU, 102-60 at Starkville
 2002: MSU, 70-45 at Starkville
 2003: MSU, 100-58 at Starkville
 2013: AA&M, 59-57 at Starkville
 At Starkville: MSU leads, 4-1

ALABAMA STATE (MSU leads, 3-0)

2007: MSU, 74-59 at Starkville
 2009: MSU, 76-67 at Starkville
 2011: MSU, 67-46 at Starkville
 At Starkville: MSU leads, 3-0

UAB (UAB leads, 4-3)

1983: MSU, 67-47 at Chattanooga#
 1984: UAB, 55-53 at Starkville
 1985: UAB, 65-63 at Birmingham
 1993: UAB, 73-68 at Birmingham
 1994: UAB, 66-63 (ot) at Starkville
 2003: MSU, 68-52 at Birmingham
 2004: MSU, 86-84 at Starkville
 # - Krystal Classic
 At Starkville: UAB leads, 2-1
 At Birmingham: UAB leads, 2-1
 At Neutral Sites: MSU leads, 1-0

ALASKA FAIRBANKS (MSU leads, 1-0)

1998: MSU, 66-64 (2ot) at Fairbanks#
 # - Can You Score Top of the World Cl.
 At Neutral Sites: MSU leads, 1-0

ALBANY (GA.) YMCA (YMCA leads, 1-0)

1925: YMCA, 40-23 at Albany
 At Albany: YMCA leads, 1-0

ALCORN STATE (MSU leads, 3-2)

1979: ASU, 80-78 at Starkville\$
 1980: MSU, 83-80 at Biloxi, MS#
 ASU, 82-75 at Mobile, AL@
 1991: MSU, 120-65 at Starkville
 2013: MSU, 60-42 at Starkville
 \$ - National Invitation Tournament
 # - Babe McCarthy Tip-Off Tourney
 @ - Senior Bowl Tournament
 At Starkville: Tied, 2-1
 At Neutral Sites: Tied, 1-1

AMORY INDEPENDENTS (MSU leads, 1-0)

1935: MSU, 58-21 at Starkville
 At Starkville: MSU leads, 1-0

APPALACHIAN STATE (MSU leads, 1-0)

2011: MSU, 76-74 at Starkville
 At Starkville: MSU leads, 1-0

ARIZONA (Tied, 2-2)

1971: UA, 77-75 at Greenville, SC#
 2001: MSU, 75-74 at Tucson@
 2005: UA, 68-64 at Anaheim, CA&
 2012: MSU, 67-57 at New York City!
 ! - 2K Sports Classic
 # - Poinsettia Classic
 @ - Bank One Fiesta Bowl Classic
 & - John R. Wooden Classic
 At Tucson: MSU leads, 1-0
 At Neutral Sites: UA leads, 2-1

ARIZONA STATE (ASU leads, 1-0)

1988: ASU, 70-69 at Honolulu, HI#
 # - Rainbow Classic
 At Neutral Sites: ASU leads, 1-0

ARKANSAS-LITTLE ROCK (MSU leads, 3-1)

1996: UALR, 70-68 at Starkville
 2002: MSU, 93-81 at Starkville
 2004: MSU, 68-58 at Little Rock
 2005: MSU, 83-53 at Starkville
 At Starkville: MSU leads, 2-1
 At Little Rock: MSU leads, 1-0

ARKANSAS-MONTICELLO (MSU leads, 1-0)

1963: MSU, 90-55 at Starkville
 At Starkville: MSU leads, 1-0

ARKANSAS-PINE BLUFF (MSU leads, 2-0)

1999: MSU, 105-53 at Jackson, MS
 2000: MSU, 107-67 at Starkville, MS
 At Starkville: MSU leads, 1-0
 At Neutral Sites: MSU leads, 1-0

ARKANSAS STATE (MSU leads, 9-3)

1951: ASU, 67-61 at Jonesboro
 1952: MSU, 67-43 at Starkville
 MSU, 64-63 at Jonesboro
 1954: MSU, 79-74 at Starkville
 MSU, 74-71 at Jonesboro
 1956: ASU, 76-61 at Jonesboro
 MSU, 86-78 at Starkville
 1959: MSU, 72-57 at Jonesboro
 MSU, 98-71 at Starkville
 2002: MSU, 91-83 at Starkville
 2006: MSU, 68-63 at Starkville
 2015: ASU, 69-55 at Starkville
 At Starkville: MSU leads, 6-1
 At Jonesboro: MSU leads, 3-2

ATLANTA ATHLETIC CLUB (Tied, 1-1)

1924: MSU, 42-33 at Atlanta
 1925: AAC, 29-25 at Atlanta
 At Atlanta: Tied, 1-1

AUBURN-MONTGOMERY (MSU leads, 2-0)

1979: MSU, 90-68 at Starkville
 1982: MSU, 68-43 at Starkville
 At Starkville: MSU leads, 2-0

MSU NON-CONFERENCE SERIES RECORDS



AUSTIN PEAY STATE (Tied, 1-1)		<ul style="list-style-type: none"> • 1992: APSU, 103-97 at Clarksville • 1993: MSU, 80-73 at Starkville • <i>At Starkville: MSU leads, 1-0</i> • <i>At Clarksville: APSU leads, 1-0</i> 	BIRMINGHAM-SOUTHERN (MSU leads, 8-0)		<ul style="list-style-type: none"> • 1926: MSU, 29-7 at Starkville • 1952: MSU, 107-72 at Birmingham • 1953: MSU, 70-45 at Starkville • 1978: MSU, 81-55 at Starkville • 1982: MSU, 71-46 at Starkville • 1984: MSU, 47-40 at Starkville • 1993: MSU, 75-71 at Starkville • 2005: MSU, 55-48 at Birmingham# • # - Coaches vs. Cancer Classic • <i>At Starkville: MSU leads, 6-0</i> • <i>At Birmingham: MSU leads, 2-0</i>
BALL STATE (Tied, 1-1)		<ul style="list-style-type: none"> • 1991: MSU, 86-72 at Starkville • 1992: BSU, 81-52 at Muncie • <i>At Starkville: MSU leads, 1-0</i> • <i>At Muncie: BSU leads, 1-0</i> 	BISCAYNE (MSU leads, 1-0)		<ul style="list-style-type: none"> • 1978: MSU, 95-78 at Starkville • <i>At Starkville: MSU leads, 1-0</i>
BAYLOR (MSU leads, 2-1)		<ul style="list-style-type: none"> • 1960: MSU, 70-61 (ot) at Murray, KY# • 1990: MSU, 84-75 at Starkville\$ • 2012: Baylor, 54-52 at Dallas • # - Murray State Invitational • \$ - National Invitation Tournament • <i>At Starkville: MSU leads, 1-0</i> • <i>At Neutral Sites: Tied, 1-1</i> 	BOISE STATE (MSU leads, 1-0)		<ul style="list-style-type: none"> • 2017: MSU, 80-68 at Charleston, SC\$ • \$ - Charleston Classic • <i>At Neutral Sites: MSU leads, 1-0</i>
BAYLOR Medical School (MSU leads, 3-0)		<ul style="list-style-type: none"> • 1922: MSU, 42-26 at Starkville • MSU, 45-15 at Starkville • 1925: MSU, 30-15 at Starkville • <i>At Starkville: MSU leads, 3-0</i> 	BOWLING GREEN STATE (Tied, 1-1)		<ul style="list-style-type: none"> • 1963: MSU, 65-60 at East Lansing, MI\$ • 1997: BGSU, 75-59 at San Juan, PR# • \$ - NCAA Mideast Regional • # - Puerto Rico Holiday Classic • <i>At Neutral Sites: Tied, 1-1</i>
BELMONT (MSU leads, 1-0)		<ul style="list-style-type: none"> • 1999: MSU, 66-65 at Starkville • <i>At Starkville: MSU leads, 1-0</i> 	BRADLEY (MSU leads, 1-0)		<ul style="list-style-type: none"> • 2007: MSU, 101-72 at Starkville\$ • \$ - MasterCard NIT • <i>At Starkville: MSU leads, 1-0</i>
BETHUNE-COOKMAN (MSU leads, 1-0)		<ul style="list-style-type: none"> • 2010: MSU, 67-51 at Starkville • <i>At Starkville: MSU leads, 1-0</i> 	BRIGHAM YOUNG (Tied, 1-1)		<ul style="list-style-type: none"> • 1995: BYU, 74-68(ot) at Provo • 1996: MSU, 79-74 at Starkville • <i>At Starkville: MSU leads, 1-0</i> • <i>At Provo: BYU leads, 1-0</i>
BIRMINGHAM ATHLETIC CLUB (MSU leads, 5-3)		<ul style="list-style-type: none"> • 1920: MSU, 37-23 at Birmingham • 1921: BAC, 36-26 at Birmingham • 1922: BAC, 35-15 at Birmingham • 1924: MSU, 39-28 at Birmingham • 1925: MSU, 34-23 at Birmingham • 1926: BAC, 32-31 at Birmingham • 1927: MSU, 22-21 at Birmingham • MSU, 38-33 at Starkville • <i>At Starkville: MSU leads, 1-0</i> • <i>At Birmingham: MSU leads, 4-3</i> 	BROWNSVILLE ATHLETIC CLUB (MSU leads, 1-0)		<ul style="list-style-type: none"> • 1909: MSU, 75-0 at Starkville • <i>At Starkville: MSU leads, 1-0</i>
BIRMINGHAM BOYS CLUB (BBC leads, 2-0)		<ul style="list-style-type: none"> • 1928: BBC, 20-19 at Starkville • BBC, 32-27 at Starkville • <i>At Starkville: BBC leads, 2-0</i> 	BUTLER (BU leads, 1-0)		<ul style="list-style-type: none"> • 2003: BU, 47-46 at Birmingham, AL\$ • \$ - NCAA East Regional • <i>At Neutral Sites: BU leads, 1-0</i>
BIRMINGHAM YMCA (YMCA leads, 1-0)		<ul style="list-style-type: none"> • 1929: YMCA, 32-18 at Birmingham • <i>At Birmingham: YMCA leads, 1-0</i> 	CALIFORNIA (Cal leads, 2-0)		<ul style="list-style-type: none"> • 1997: Cal, 78-45 at Landover, MD# • 2001: Cal, 83-76 (ot) at Berkeley@ • # - Franklin National Bank Classic • @ - Tivo Preseason NIT • <i>At Berkeley: Cal leads, 1-0</i> • <i>At Neutral Sites: Cal leads, 1-0</i>
BIRMINGHAM YMHA (MSU leads, 1-0)		<ul style="list-style-type: none"> • 1926: MSU, 44-13 at Birmingham • <i>At Birmingham: MSU leads, 1-0</i> 	CALIFORNIA IRVINE (MSU leads, 1-0)		<ul style="list-style-type: none"> • 2008: MSU, 68-53 at Anaheim, CA\$ • \$ - Anaheim Classic • <i>At Neutral Sites: MSU leads, 1-0</i>



MSU NON-CONFERENCE SERIES RECORDS

CATHOLIC UNIVERSITY (MSU leads, 1-0)

1937: MSU, 41-28 at Washington, DC
At Washington, DC: MSU leads, 1-0

CENTENARY (MSU leads, 7-0)

1990: MSU, 96-80 at Shreveport#
MSU, 112-74 at Starkville
1998: MSU, 64-40 at Starkville
1999: MSU, 59-54 at Starkville
2000: MSU, 98-76 at Starkville
2009: MSU, 77-55 at Starkville
2010: MSU, 88-51 at Jackson, MS
- Century Cellunet Classic
At Starkville: MSU leads, 5-0
At Shreveport: MSU leads, 1-0
At Neutral Sites: MSU leads, 1-0

CENTRAL ARKANSAS (MSU leads, 2-0)

1957: MSU, 102-80 at Starkville
2013: MSU, 79-72 at Jackson, Miss.
At Starkville: MSU leads, 1-0
At Neutral Sites: MSU leads, 1-0

CENTRAL FLORIDA (UCF leads, 1-0)

1963: UCF, 86-61 at Charleston, SC, MS\$
\$ - Charleston Classic
At Neutral Sites: UCF leads, 1-0

CHARLOTTE (MSU leads, 3-1)

1972: MSU, 87-68 at Charlotte
2006: MSU, 53-38 at Charlotte
2007: MSU, 78-69 at Starkville
2009: Charlotte, 70-64 at Starkville
At Starkville: Tied, 1-1
At Charlotte: MSU leads, 2-0

CHATTANOOGA (MSU leads, 6-4)

1923: MSU, 33-21 at Atlanta, GA+
1947: MSU, 52-31 at Starkville
MSU, 58-52 at Chattanooga
1982: MSU, 69-57 at Starkville
1983: UTC, 62-54 at Chattanooga#
1986: UTC, 48-47 at Starkville
1987: UTC, 66-51 at Chattanooga
1991: MSU, 76-70 at Chattanooga
1992: UTC, 85-73 at Starkville
2006: MSU, 64-48 at Starkville
+ - SIAA Tournament
- Krystal Classic
At Starkville: MSU leads, 3-2
At Chattanooga: Tied, 2-2
At Neutral Sites: MSU leads, 1-0

CHEVROLET ALL-STARS (All-Stars lead, 1-0)

1926: All-Stars, 26-17 at Earle, AR
At Earle: All-Stars lead, 1-0

CHICAGO STATE (MSU leads, 1-0)

1976: MSU, 113-81 at Starkville
At Starkville: MSU leads, 1-0

CHICAGO YMCA COLLEGE (CC leads, 1-0)

1920: CC, 22-20 at Starkville
At Starkville: CC leads, 1-0

CHRISTIAN BROTHERS (MSU leads, 5-0)

• 1963: MSU, 106-71 at Starkville
• 1974: MSU, 73-62 at Starkville
• 1987: MSU, 77-52 at Starkville
• 1988: MSU, 93-78 at Starkville
• 1990: MSU, 86-51 at Starkville

CINCINNATI (Tied, 2-2)

• 1980: MSU, 87-72 at Biloxi, MS#
• 1996: MSU, 73-63 at Lexington, KY\$
• 2002: UC, 90-56 at Las Vegas, NV@
• 2009: UC, 75-63 at Cincinnati!
• # - Babe McCarthy Tip-Off Tourney
• \$ - NCAA Southeast Regional
• @ - Las Vegas Classic
• ! - SEC/Big East Challenge
• At Neutral Sites: Tied, 2-2

CLAYTON STATE (MSU leads, 1-0)

• 2015: MSU, 59-46 at Starkville
• At Starkville: MSU leads, 1-0

CLEMSON (CU leads, 3-0)

• 1982: CU, 59-32 at Houston, TX#
• 2007: CU, 69-66 at Clemson
• 2008: CU, 84-82 at Starkville
• # - Kettle Classic
• At Clemson: CU leads, 1-0
• At Starkville: CU leads, 1-0
• At Neutral Sites: CU leads, 1-0

COLGATE (MSU leads, 1-0)

• 1995: MSU, 80-76 at Missoula, MT#
• # - Missoulian/Coca-Cola Classic XV
• At Neutral Sites: MSU leads, 1-0

COLLEGE OF CHARLESTON (MSU leads, 1-0)

• 1974: MSU, 88-64 at Starkville
• At Starkville: MSU leads, 1-0

COLLEGE OF MEMPHIS (MSU leads, 2-0)

• 1909: MSU, 27-14 at Starkville
MSU, 25-8 at Starkville
• At Starkville: MSU leads, 2-0

COLORADO STATE (CSU leads, 1-0)

• 1999: CSU, 69-56 at Fort Collins\$
• \$ - National Invitation Tournament
• At Fort Collins: CSU leads, 1-0

COLUMBUS (MISS.) ATHLETIC CLUB (MSU leads, 2-0)

• 1909: MSU, 35-6 at Starkville
MSU, 61-1 at Columbus
• At Starkville: MSU leads, 1-0
• At Columbus: MSU leads, 1-0

COLUMBUS (MISS.) AFB (MSU leads, 4-0)

• 1945: MSU, 55-28 at Starkville
MSU, 38-28 at Starkville
• 1946: MSU, 47-41 at Columbus
MSU, 62-40 at Columbus
• At Starkville: MSU leads, 2-0
• At Columbus: MSU leads, 2-0

MSU NON-CONFERENCE SERIES RECORDS



CONNECTICUT (MSU leads, 2-1)					DEPAUL (Tied, 1-1)	
1975:	MSU, 89-87	at Columbia, MO#		1989:	DU, 62-60	at New Orleans, LA#
1990:	UC, 84-68	at Hartford, CT@		2010:	MSU, 76-45	at Tampa, FL*
1996:	MSU, 60-55	at Lexington, KY\$		* - SEC/Big East Challenge		
# - <i>Show Me Classic</i>				# - <i>USF&G Sugar Bowl Classic</i>		
@ - <i>Connecticut Mutual Classic</i>				At Neutral Sites: Tied, 1-1		
\$ - <i>NCAA Southeast Regional</i>						
At Hartford: UC leads, 1-0						
At Neutral Sites: MSU leads, 2-0						
CUMBERLAND (MSU leads, 2-0)				DETROIT (MSU leads, 2-1)		
1916:	MSU, 39-13	at Starkville		1969:	UD, 86-62	at Detroit#
	MSU, 42-8	at Starkville		2011:	MSU, 82-76	Starkville
At Starkville: MSU leads, 2-0				2012:	MSU, 80-75	at Detroit
				# - <i>Motor City Classic</i>		
				At Starkville, MSU leads, 1-0		
				At Detroit: Tied, 1-1		
DAVIDSON (Tied, 1-1)				DRAKE (MSU leads, 2-0)		
1956:	MSU, 89-82	at Charlotte, NC#		1991:	MSU, 82-80 (ot)	at Des Moines
1966:	DC, 72-60	at Charlotte, NC@		1992:	MSU, 79-50	at Starkville
# - <i>Carousel Classic</i>				At Starkville: MSU leads, 1-0		
@ - <i>Charlotte Invitational</i>				At Des Moines: MSU leads, 1-0		
At Neutral Sites: Tied, 1-1						
DAYTON (MSU leads, 1-0)				DUKE (MSU leads, 2-1)		
1976:	MSU, 56-54	at Dayton#		1937:	MSU, 33-29	at Durham
# - <i>Dayton Invitational</i>				1938:	MSU, 25-23	at Durham
At Dayton: MSU leads, 1-0				2005:	DU, 63-55	at Charlotte, NC\$
				\$ - <i>NCAA Austin Regional</i>		
				At Durham: MSU leads, 2-0		
				At Neutral Sites: DU leads, 1-0		
DELAWARE (MSU leads, 1-0)				EAST CAROLINA (MSU leads, 3-0)		
1990:	MSU, 66-65	at Hartford, CT#		1973:	MSU, 69-64	at Monroe, LA#
# - <i>Connecticut Mutual Classic</i>				1989:	MSU, 88-79	at Starkville
At Neutral Sites: MSU leads, 1-0				1990:	MSU, 72-63	at Greenville
				# - <i>Pacemaker Classic</i>		
				At Starkville: Tied, 1-1		
				At Greenville: MSU leads, 1-0		
				At Neutral Sites: MSU leads, 1-0		
DELTA STATE (MSU leads, 15-1)				EAST TENNESSEE STATE (ETSU leads, 3-1)		
1935:	MSU, 48-29	at Starkville		1988:	MSU, 86-59	at Starkville
1938:	MSU, 51-35	at Starkville		1989:	ETSU, 91-82	at Johnson City
1961:	MSU, 92-53	at Starkville		2011:	ETSU, 63-62	at Starkville
	MSU, 99-77	at Cleveland		2017:	ETSU, 67-65	at Starkville
1962:	MSU, 84-55	at Starkville		At Starkville: Tied, 1-1		
	MSU, 106-76	at Cleveland		At Johnson City: ETSU leads, 1-0		
1963:	MSU, 106-77	at Starkville				
1964:	MSU, 67-52	at Cleveland		EASTERN KENTUCKY (MSU leads, 4-0)		
1965:	MSU, 82-63	at Jackson, MS#		1991:	MSU, 94-67	at Starkville
1967:	MSU, 68-65	at Cleveland		1992:	MSU, 87-68	at Richmond
1968:	MSU, 80-64	at Starkville		1999:	MSU, 75-62	at Oakland, CA#
1970:	MSU, 86-64	at Starkville		2012:	MSU, 76-66	at Starkville
1971:	MSU, 59-55	at Cleveland		# - <i>Golden Bear Classic</i>		
1985:	MSU, 76-58	at Starkville		At Starkville: MSU leads, 2-0		
1986:	DSU, 56-53	at Starkville		At Richmond: MSU leads, 1-0		
1987:	MSU, 68-56	at Starkville		At Neutral Sites: MSU leads, 1-0		
# - <i>Magnolia Invitational</i>						
At Starkville: MSU leads, 9-1						
At Cleveland: MSU leads, 5-0						
At Neutral Sites: MSU leads, 1-0						
DENVER (MSU leads, 1-0)				EASTERN MICHIGAN (Tied, 1-1)		
1957:	MSU, 69-65	at Evansville, IN#		1991:	EMU, 76-56	at Syracuse, NY\$
# - <i>Evansville Holiday Tournament</i>				1993:	MSU, 74-58	at San Juan, PR@
At Neutral Sites: MSU leads, 1-0				\$ - <i>NCAA East Regional</i>		
				@ - <i>San Juan Shootout</i>		
				At Neutral Sites: Tied, 1-1		



MSU NON-CONFERENCE SERIES RECORDS

EASTERN WASHINGTON (MSU leads, 1-0)		FLORIDA TECH (MSU leads, 1-0)	
2016: MSU, 106-88	at Starkville	1994: MSU, 95-61	at Starkville
<i>At Starkville: MSU leads, 1-0</i>		<i>At Starkville: MSU leads, 1-0</i>	
EVANSVILLE (Tied, 1-1)		FORT BENNING (GA.) (MSU leads, 1-0)	
1975: MSU, 90-69	at Starkville	1925: MSU, 41-38	at Fort Benning
1976: UE, 85-73	at Evansville	<i>At Fort Benning: MSU leads, 1-0</i>	
<i>At Starkville: MSU leads, 1-0</i>			
<i>At Evansville: UE leads, 1-0</i>		FRESNO STATE (Tied, 1-1)	
FAIRLEIGH DICKINSON (MSU leads, 1-0)		1981: FSU, 58-45	at Fresno#
2009: MSU, 84-58	at Starkville	1997: MSU, 62-60	at San Juan, PR@
<i>At Starkville MSU leads, 1-0</i>		# - Sun Met Classic	
FAIRFIELD (MSU leads, 1-0)		@ - Puerto Rico Holiday Classic	
2005: MSU, 53-49	at Birmingham, AL#	<i>At Fresno: FSU leads, 1-0</i>	
# - Coaches vs. Cancer Classic		<i>At Neutral Sites: MSU leads, 1-0</i>	
<i>At Neutral Sites: MSU leads, 1-0</i>		FURMAN (MSU leads, 4-0)	
FLORIDA A&M (MSU leads, 3-0)		1920: MSU, 69-26	at Greenville
2002: MSU, 92-55	at Starkville	1921: MSU, 41-7	at Atlanta, GA+
2005: MSU, 104-80	at Starkville	1923: MSU, 47-23	at Atlanta, GA+
2014: MSU, 78-65	at Starkville	1971: MSU, 84-74	at Greenville#
<i>At Starkville: MSU leads, 3-0</i>		+ - SIAA Tournament	
		# - Poinsettia Classic	
		<i>At Greenville: MSU leads, 2-0</i>	
		<i>At Neutral Sites: MSU leads, 2-0</i>	
FLORIDA ATLANTIC (MSU leads, 2-1)		GEORGE MASON (Tied, 1-1)	
2011: FAU, 61-59	at Starkville	2006: MSU, 63-61	at Starkville
2012: MSU, 75-68	at Starkville	2007: GMU, 63-59	at Fairfax
2013: MSU, 78-58	at Starkville	<i>At Starkville: MSU leads, 1-0</i>	
<i>At Starkville: MSU leads, 2-1</i>		<i>At Fairfax: GMU leads, 1-0</i>	
Florida Gulf Coast (MSU leads, 1-0)		GEORGE WASHINGTON (MSU leads, 2-1)	
2014: MSU, 66-53	at Starkville	1964: MSU, 89-81	at Owensboro, KY#
<i>At Starkville: MSU leads, 1-0</i>		1968: MSU, 70-55	at Houston, TX@
		1997: GW, 57-36	at Landover, MD&
		# - All-American Tournament	
		@ - Bluebonnet Classic	
		& - Franklin National Bank Classic	
		<i>At Neutral Sites: MSU leads, 2-1</i>	
FLORIDA INTERNATIONAL (MSU leads, 2-0)		GEORGIA STATE (MSU leads, 3-0)	
1983: MSU, 102-66	at Starkville	2002: MSU, 72-63	at Atlanta, GA#
1993: MSU, 58-51	at San Juan, PR#	2003: MSU, 78-54	at Jackson, MS
# - San Juan Shootout		2017: MSU, 82-60	at Starkville
<i>At Starkville: MSU leads, 1-0</i>		# - Chick-fil-A Peach Bowl Cl. for Kids	
<i>At Neutral Sites: MSU leads, 1-0</i>		<i>At Neutral Sites: MSU leads, 2-0</i>	
		<i>At Starkville: MSU leads, 1-0</i>	
FLORIDA STATE (Tied, 5-5)		GEORGIA TECH (GT leads, 16-13)	
1952: MSU, 75-47	at Starkville	1922: GT, 34-30	at Atlanta+
1953: FSU, 82-52	at Tallahassee	1923: MSU, 45-31	at Starkville
1954: MSU, 87-75	at Starkville	MSU, 25-19	at Atlanta+
1955: FSU, 91-76	at Starkville	1924: MSU, 40-32	at Atlanta
FSU, 102-86	at Tallahassee	MSU, 51-28	at Starkville
1956: MSU, 79-71 (ot)	at Charlotte, NC#	1926: MSU, 31-20	at Atlanta
1999: FSU, 69-58	at Honolulu, HI@	1927: GT, 40-24	at Atlanta!
2007: MSU, 86-71	at Starkville\$	1937: GT, 43-30	at Knoxville, TN*
2015: MSU, 62-55	at Starkville	1943: MSU, 48-41	at Louisville, KY*
2016: FSU, 90-66	at Tallahassee	1945: GT, 60-33	at Louisville, KY*
# - Carousel Classic			
@ - Outrigger Hotels Rainbow Classic			
\$ - MasterCard NIT			
<i>At Starkville: MSU leads, 4-1</i>			
<i>At Tallahassee: FSU leads, 3-0</i>			
<i>At Neutral Sites: Tied, 1-1</i>			



MSU NON-CONFERENCE SERIES RECORDS

JACKSONVILLE (MSU leads, 4-0)			LONG BEACH STATE (MSU leads, 1-0)	
1991: MSU, 79-65	at Jacksonville		1976: MSU, 70-57	at Dayton, OH#
1992: MSU, 77-74	at Starkville		# - <i>Dayton Invitational</i>	
2003: MSU, 100-65	at Starkville		• <i>At Neutral Sites: MSU leads, 1-0</i>	
2015: MSU, 70-47	at Starkville			
At Starkville: MSU leads, 3-0			LONG ISLAND (MSU leads, 1-0)	
At Jacksonville: MSU leads, 1-0			1993: MSU, 61-52	at Iowa City, IA#
			# - <i>Amarna Hawkeye Classic</i>	
			• <i>At Neutral Sites: MSU leads, 1-0</i>	
JACKSONVILLE STATE (MSU leads, 4-0)			LOUISIANA COLLEGE (MSU leads, 8-1)	
1999: MSU, 73-54	at Starkville		1960: MSU, 90-61	at Starkville
2000: MSU, 73-61	at Jacksonville		1961: MSU, 117-86	at Jackson, MS
2005: MSU, 95-53	at Jackson, MS		1962: MSU, 113-70	at Starkville
2006: MSU, 104-80	at Jackson, MS		1963: MSU, 83-59	at Starkville
At Starkville: MSU leads, 1-0			1964: MSU, 84-67	at Starkville
At Jacksonville: MSU leads, 1-0			1966: MSU, 92-77	at Starkville
At Neutral Sites: MSU leads, 2-0			1969: MSU, 79-69	at Starkville
			1970: LC, 77-71	at Pineville
JAMES MADISON (Tied, 1-1)			1971: MSU, 73-54	at Starkville
1997: JMU, 75-72	at Starkville		• <i>At Starkville: MSU leads, 7-0</i>	
1998: MSU, 73-69	at Harrisonburg		• <i>At Pineville: LC leads, 1-0</i>	
At Starkville: JMU leads, 1-0			• <i>At Neutral Sites: MSU leads, 1-0</i>	
At Harrisonburg: MSU leads, 1-0			LOUISIANA-LAFAYETTE (MSU leads, 11-4)	
			1962: MSU, 88-61	at Starkville
JONESBORO YMCA (YMCA leads, 1-0)			1965: MSU, 74-73	at Starkville
1919: YMCA, 46-25	at Jonesboro		1966: MSU, 88-73	at Starkville
At Jonesboro: YMCA leads, 1-0			1969: ULL, 81-70	at Lafayette#
			1976: MSU, 96-75	at Starkville
KANSAS STATE (KSU leads, 3-0)			1977: MSU, 78-72	at Lafayette
1985: KSU, 67-58	at Manhattan		1981: MSU, 75-71	at Fresno, CA@
1986: KSU, 63-58	at Starkville		1983: MSU, 65-56	at New Orleans&
1994: KSU, 78-67	at Manhattan\$		1987: ULL, 62-56	at Portland, OR^
\$ - National Invitation Tournament			1992: MSU, 86-77 (ot)	at Lafayette%
At Starkville: KSU leads, 1-0			1999: ULL, 60-58	at Oakland, CA~
At Manhattan: KSU leads, 2-0			MSU, 62-58	at Honolulu, HI?
			2001: MSU, 90-80	at Tucson, AZ=
KENNESAW STATE (MSU leads, 1-0)			2002: MSU, 79-71	at Lafayette
2014: MSU, 78-55	at Starkville		2003: ULL, 79-76	at Starkville
At Starkville: MSU leads, 1-0			# - <i>Bayou Classic</i>	
			@ - <i>Sun Met Classic</i>	
KENTUCKY WESLEYAN (MSU leads, 1-0)			& - <i>Sugar Bowl Classic</i>	
1977: MSU, 89-49	at Starkville		^ - <i>Far West Classic</i>	
At Starkville: MSU leads, 1-0			% - <i>Louisiana Classics Tip-Off</i>	
			~ - <i>Golden Bear Classic</i>	
LAFAYETTE COLLEGE (MSU leads, 1-0)			? - <i>Outrigger Hotels Rainbow Classic</i>	
2008: MSU, 77-53	at Jackson, MS		= - <i>Bank One Fiesta Bowl Classic</i>	
At Jackson: MSU leads, 1-0			• <i>At Starkville: MSU leads, 4-1</i>	
			• <i>At Lafayette: MSU leads, 3-1</i>	
			• <i>At Neutral Sites: MSU leads, 4-2</i>	
LAUREL YMCA (MSU leads, 2-0)			LOUISIANA-MONROE (MSU leads, 13-2)	
1916: MSU, 38-25	at Laurel		1962: MSU, 89-79	at Starkville
1925: MSU, 30-25	at Laurel		1963: MSU, 79-56	at Monroe
At Laurel: MSU leads, 2-0			1965: MSU, 72-71	at Starkville
			1966: ULM, 78-72 (ot)	at Starkville
			1967: MSU, 81-70	at Monroe
LEHIGH (Lehigh leads, 1-0)			1978: ULM, 89-78	at Starkville
2017: Lehigh, 87-73	at Starkville		1990: MSU, 75-68	at Shreveport, LA#
At Starkville: Lehigh leads, 1-0			1993: MSU, 75-67	at Starkville
			1994: MSU, 73-67	at Monroe
LIBERTY (MSU leads, 1-0)			1995: MSU, 70-56	at Starkville
2006: MSU, 78-67	at Guaynabo, PR#		1996: MSU, 66-60	at Monroe
# - <i>San Juan Shootout</i>				
At Neutral Sites: MSU leads, 1-0				

MSU NON-CONFERENCE SERIES RECORDS



2002: MSU, 104-67 at Southaven, MS@
 2004: MSU, 76-52 at Starkville
 2009: MSU, 78-49 at Starkville
 2012: MSU, 78-63 at Starkville

- Century Cellunet Classic
 @ - Las Vegas Classic
 At Starkville: MSU leads, 7-2
 At Monroe: MSU leads, 4-0
 At Neutral Sites: MSU leads, 2-0

LOUISIANA TECH (MSU leads, 10-4)

1948: LTU, 53-43 at Starkville
 1960: LTU, 71-62 at Jackson, MS
 1961: LTU, 61-60 at Ruston
 1962: MSU, 81-58 at Starkville
 1963: MSU, 80-61 at Ruston
 1964: MSU, 105-61 at Starkville
 1965: MSU, 82-78 at Ruston
 1966: MSU, 82-70 at Starkville
 1967: MSU, 90-73 at Ruston
 1969: MSU, 83-73 at Starkville
 1970: LTU, 78-71 at Ruston
 2001: MSU, 68-63 at Starkville
 2003: MSU, 78-38 at Starkville
 2008: MSU, 75-45 at Starkville

At Starkville: MSU leads, 7-1
 At Ruston: MSU leads, 3-2
 At Neutral Sites: LTU leads, 1-0

LOUISVILLE (UL leads, 3-1)

1951: UL, 87-53 at Louisville
 1955: UL, 113-64 at Louisville
 1979: MSU, 80-73 at Louisville#
 1988: UL, 86-62 at Honolulu, HI@

- Louisville Holiday Classic
 @ - Rainbow Classic
 At Louisville: UL leads, 2-1
 At Neutral Sites: UL leads, 1-0

LOYOLA (CHICAGO) (LU leads, 2-1)

1963: LU, 61-51 at East Lansing, MI\$
 2013: LU, 59-51 at Chicago
 2014: MSU, 65-64 (ot) at Starkville

\$ - NCAA Mideast Regional
 At Neutral Sites: LU leads, 1-0
 At Chicago, LU leads, 1-0
 At Starkville, MSU leads, 1-0

LOYOLA (NEW ORLEANS) (MSU leads, 5-1)

1927: MSU, 38-15 at New Orleans
 1937: MSU, 59-44 at Starkville
 MSU, 37-25 at Starkville
 1960: MSU, 76-60 at Starkville
 1961: LU, 83-60 at New Orleans
 1997: MSU, 98-32 at Starkville

At Starkville: MSU leads, 4-0
 At New Orleans: Tied, 1-1

LOYOLA MARYMOUNT (MSU leads, 2-0)

2007: MSU, 61-37 at Starkville
 2008: MSU, 85-54 at Los Angeles

At Starkville: MSU leads, 1-0
 At Los Angeles: MSU leads, 1-0

MACON YMCA (MSU leads, 1-0)

1925: MSU, 26-24 at Macon
 At Macon: MSU leads, 1-0

MANSFIELD STATE (Miss. State leads, 1-0)

1978: MSU, 74-54 at Starkville
 At Starkville: MSU leads, 1-0

MARQUETTE (MU leads, 1-0)

2013: MU, 89-62 at Maui, HI@
 @ - Maui Classic
 At Neutral Sites: MU leads, 1-0

MARSHALL (MU leads, 1-0)

1972: MU, 95-69 at Huntington#
 # - Marshall Invitational
 At Huntington: MU leads, 1-0

MARYLAND (MSU leads, 3-0)

1926: MSU, 22-19 at Atlanta, GA!
 1959: MSU, 56-45 at New Orleans#
 1962: MSU, 64-62 at New Orleans#

! - Southern Conference Tournament
 # - Sugar Bowl Tournament
 At Neutral Sites: MSU leads, 3-0

MARYLAND EASTERN SHORE (MSU leads, 1-0)

2014: MSU, 77-63 at Starkville
 At Starkville: MSU leads, 1-0

MARYVILLE (MSU leads, 2-0)

1913: MSU, 49-13 at Starkville
 1913: MSU, 35-18 at Starkville
 At Starkville: MSU leads, 2-0

MASSACHUSETTS (UMass leads, 1-0)

2012: UMass, 101-96 at Starkville#
 # - NIT
 At Starkville: MSU leads, 2-0

MCNEESE STATE (Miss. State leads, 6-2)

1986: McNeese, 76-67 at Lake Charles
 1988: MSU, 76-66 at Jackson, MS
 2001: MSU, 83-74 at Starkville
 2002: MSU, 70-58 at Dallas, TX\$
 2003: MSU, 81-65 at Starkville
 2004: MSU, 92-69 at Starkville
 2007: MSU, 89-63 at Starkville
 2015: McNeese, 66-47 at Starkville

\$ - NCAA Midwest Regional
 At Starkville: MSU leads, 4-1
 At Lake Charles: McNeese leads, 1-0
 At Neutral Sites: MSU leads, 2-0

MEMPHIS (Memphis leads, 13-11)

1947: MSU, 51-38 at Memphis
 1952: MSU, 60-58 at Memphis
 1955: UM, 94-68 at Memphis
 1956: UM, 105-73 at Memphis
 1957: UM, 89-78 at Starkville
 UM, 86-83 at Memphis



MSU NON-CONFERENCE SERIES RECORDS

1958: MSU, 56-54 at Memphis
 1959: MSU, 73-55 at New Orleans#
 MSU, 53-52 at Memphis
 1960: UM, 79-62 at Murray, KY@
 1962: MSU, 83-71 at Memphis
 1963: MSU, 77-66 at Jackson, MS
 UM, 71-65 at Memphis
 1964: UM, 73-65 at Jackson, MS
 UM, 81-66 at Memphis
 1967: UM, 61-53 at Memphis
 1968: MSU, 71-66 at Starkville
 1970: UM, 83-74 at Memphis&
 1979: MSU, 93-64 at Memphis
 1982: MSU, 48-47 (ot) at Starkville
 1984: MSU, 50-49 at Memphis
 UM, 43-42 at Los Angeles^
 1985: UM, 68-59 at Starkville
 2008: UM, 77-74 at Little Rock, AR%

- Sugar Bowl Tournament
 @ - Murray State Invitational
 & - Liberty Bowl Classic
 ^ - Winston Tire Classic
 %- 2008 NCAA Tournament
 At Starkville: Tied, 2-2
 At Memphis: Tied, 7-7
 At Neutral Sites: UM leads, 4-2

MEMPHIS YMCA (YMCA leads, 7-5)

1916: MSU, 32-28 at Memphis
 1919: YMCA, 23-19 at Memphis
 1921: YMCA, 24-18 at Memphis
 1922: YMCA, 26-11 at Memphis
 1923: MSU, 32-22 at Memphis
 1924: YMCA, 21-20 at Memphis
 1925: YMCA, 41-33 at Memphis
 MSU, 28-24 at Starkville
 1926: YMCA, 32-31 at Memphis
 1928: MSU, 30-20 at Memphis
 1929: MSU, 28-19 at Memphis
 YMCA, 27-26 at Memphis

At Starkville: MSU leads, 1-0
 At Memphis: YMCA leads, 7-4

MERCER (MSU leads, 5-1)

1913: MSU, 28-10 at Starkville
 MSU, 29-22 at Starkville
 1924: MU, 24-22 at Macon
 1926: MSU, 35-30 at Starkville
 1988: MSU, 66-50 at Starkville
 1989: MSU, 74-63 at Albany, GA

At Starkville: MSU leads, 4-0
 At Macon: MU leads, 1-0
 At Neutral Sites: MSU leads, 1-0

MERIDIAN ALL-STARS (MSU leads, 3-0)

1925: MSU, 65-8 at Meridian
 1927: MSU, 52-17 at Meridian
 1930: MSU, 43-17 at Meridian

At Meridian: MSU leads, 3-0

MERIDIAN COLLEGE (MSU leads, 1-0)

1920: MSU, 48-31 at Meridian

At Meridian: MSU leads, 1-0

MEXICO CITY YMCA (MSU leads, 1-0)

1937: MSU, 41-16 at Starkville
 At Starkville: MSU leads, 1-0

MIAMI (FL) (Miami leads, 3-2)

1958: MSU, 66-63 at Birmingham, AL#
 1991: UM, 74-67 at West Palm Beach@
 2007: MSU, 70-52 at Coral Gables
 2008: UM, 64-58 at Starkville
 2016: UM, 105-79 at Puerto Rico!
 # - Birmingham Classic
 @ - Eastern Airlines Palm Beach Cl.
 ! - Puerto Rico Tip-Off
 At Starkville UM leads, 1-0
 At Coral Gables: MSU leads, 1-0
 At Neutral Sites: Tied, 1-2

MIAMI (OHIO) (MU leads, 2-0)

1969: MU, 76-56 at Detroit, MI#
 2008: MU, 67-60 at Anaheim, CA^
 # - Motor City Classic
 ^ - Anaheim Classic
 At Neutral Sites: MU leads, 2-0

MICHIGAN STATE (Mich. State leads, 1-0)

1973: Mich. St., 90-82 at Mobile, AL#
 # - Senior Bowl Tournament
 At Neutral Sites: Mich. St. leads, 1-0

MIDDLE TENNESSEE STATE (MSU leads, 1-0)

1979: MSU, 85-50 at Starkville
 At Starkville: MSU leads, 1-0

MILLSAPS COLLEGE (MSU leads, 16-2)

1912: MSU, 22-6 at Jackson
 1913: MSU, 35-15 at Starkville
 MC, 24-21 at Starkville
 1914: MSU, 63-8 at Starkville
 MSU, 46-9 at Starkville
 MSU, 66-23 at Jackson
 1916: MSU, 60-21 at Starkville
 MSU, 41-15 at Starkville
 1921: MSU, 25-11 at Atlanta, GA+
 1923: MSU, 32-13 at Starkville
 MC, 27-20 at Starkville
 1924: MSU, 37-21 at Starkville
 1926: MSU, 36-14 at Jackson
 1927: MSU, 28-23 at Starkville
 MSU, 38-24 at Starkville
 1937: MSU, 32-16 at Starkville
 MSU, 49-27 at Starkville
 1940: MSU, 38-28 at Jackson
 + - SIAA Tournament
 At Starkville: MSU leads, 11-2
 At Jackson: MSU leads, 4-0
 At Neutral Sites: MSU leads, 1-0

MISSISSIPPI COLLEGE (MSU leads, 54-21)

1909: MC, 26-22 at Clinton
 1911: MC, 23-15 at Starkville
 MC, 25-10 at Starkville

MSU NON-CONFERENCE SERIES RECORDS



1912:	MSU, 45-17	at Starkville	• 1957: MSU, 99-80	at Clinton
	MSU, 30-20	at Starkville	• MSU, 83-67	at Starkville
	MSU, 25-17	at Clinton	• 1965: MC, 72-57	at Jackson, MS#
	MSU, 21-13	at Clinton	• 1986: MSU, 74-64	at Starkville
1913:	MSU, 45-5	at Starkville	• 1987: MSU, 86-68	at Starkville
	MSU, 43-15	at Starkville	• # - <i>Magnolia Invitational</i>	
1914:	MSU, 42-9	at Starkville	• <i>At Starkville: MSU leads, 34-10</i>	
	MSU, 50-11	at Starkville	• <i>At Clinton: MSU leads, 18-10</i>	
	MSU, 43-9	at Clinton	• <i>At Neutral Sites: MSU leads, 2-1</i>	
	MSU, 22-12	at Clinton		
1915:	MSU, 50-0	at Starkville		
	MSU, 53-3	at Starkville		
1917:	MSU, 28-17	at Clinton		
	MC, 36-31	at Clinton		
	MSU, 18-8	at Starkville		
	MSU, 23-19	at Starkville		
1919:	MSU, 39-23	at Clinton		
	MSU, 39-31	at Clinton		
1920:	MSU, 40-16	at Starkville		
	MSU, 25-23	at Starkville		
1921:	MSU, 46-16	at Starkville		
	MSU, 33-21	at Starkville		
1922:	MSU, 26-6	at Clinton		
	MSU, 25-11	at Clinton		
	MSU, 21-11	at Starkville		
	MSU, 46-8	at Starkville		
1923:	MSU, 30-18	at Starkville		
1925:	MSU, 33-32	at Starkville		
	MC, 35-33	at Starkville		
1926:	MC, 37-36	at Clinton		
	MSU, 34-32	at Starkville		
	MSU, 29-22	at Starkville		
1927:	MSU, 27-21	at Clinton		
	MC, 44-28	at Starkville		
1928:	MC, 34-26	at Clinton		
	MC, 38-21	at Clinton		
1929:	MC, 31-28	at Starkville		
	MC, 24-21	at Starkville		
	MSU, 26-14	at Jackson, MS		
	MSU, 25-23	at Clinton		
1932:	MSU, 27-20	at Starkville		
1933:	MC, 46-26	at Starkville		
	MSU, 43-24	at Starkville		
	MC, 41-40	at Clinton		
	MC, 40-31	at Clinton		
1934:	MC, 47-25	at Clinton		
	MSU, 29-27	at Clinton		
	MC, 38-34	at Starkville		
	MSU, 34-28	at Starkville		
1935:	MSU, 43-37	at Starkville		
	MC, 34-26	at Starkville		
	MSU, 44-42	at Clinton		
	MSU, 33-24	at Clinton		
1937:	MSU, 36-25	at Starkville		
	MSU, 46-42	at Clinton		
1940:	MSU, 58-47	at Clinton		
	MSU, 73-53	at Starkville		
1941:	MSU, 38-34	at Starkville		
	MSU, 63-45	at Vicksburg, MS		
1942:	MSU, 43-25	at Starkville		
1945:	MSU, 32-30	at Starkville		
	MC, 30-19	at Starkville		
	MC, 46-32	at Clinton		
	MC, 45-34	at Clinton		
1947:	MSU, 58-34	at Starkville		
	MSU, 82-48	at Clinton		
1951:	MSU, 103-52	at Starkville		

MISSISSIPPI VALLEY STATE (MSU leads, 5-0)

2001:	MSU, 93-58	at Starkville
2007:	MSU, 82-63	at Starkville\$
2010:	MSU, 73-45	at Starkville
2014:	MSU, 94-72	at Starkville
2015:	MSU, 89-68	at Starkville
	\$ - <i>MasterCard NIT</i>	
	<i>At Starkville: MSU leads, 5-0</i>	

MISSOURI-KANSAS CITY (MSU leads, 3-2)

1993:	UMKC, 89-87 (ot)	at Kansas City
1994:	MSU, 83-61	at Starkville
2005:	MSU, 82-64	at Starkville
2016:	UMKC, 72-67	at Kansas City
2017:	MSU, 77-54	at Starkville
	<i>At Starkville: MSU leads, 3-0</i>	
	<i>At Kansas City: UMKC leads, 2-0</i>	

MISSOURI STATE (MSU, 1-0)

2016:	MSU, 84-70	at Puerto Rico!
	<i>! - Puerto Rico Tip-Off</i>	
	<i>At Neutral Site: MSU leads, 1-0</i>	

MISSOURI WESTERN (MSU leads, 1-0)

1976:	MSU, 87-71	at Starkville
	<i>At Starkville: MSU leads, 1-0</i>	

MOBILE YMCA (Tied, 1-1)

1920:	YMCA, 43-28	at Mobile
1927:	MSU, 26-17	at Mobile
	<i>At Mobile: Tied, 1-1</i>	

MONMOUTH (MSU leads, 1-0)

2004:	MSU, 85-52	at Orlando, FL\$
	\$ - <i>NCAA Atlanta Regional</i>	
	<i>At Neutral Sites: MSU leads, 1-0</i>	

MONTANA (MSU leads, 1-0)

1995:	MSU, 90-85 (2ot)	at Missoula#
	# - <i>Missoulian/Coca-Cola Classic XV</i>	
	<i>At Missoula: MSU leads, 1-0</i>	

MONTANA STATE (Mont. State leads, 2-1)

1968:	Mont. St., 81-73	at Houston#
2000:	Mont. St., 74-70	at Bozeman@
2001:	Miss. St., 81-63	at Starkville
	# - <i>Bluebonnet Classic</i>	
	@ - <i>Holiday Stores/Touch America Cl.</i>	
	<i>At Starkville: Miss. St. leads, 1-0</i>	
	<i>At Bozeman: Mont. St. leads, 1-0</i>	
	<i>At Neutral Sites: Mont. St. leads, 1-0</i>	



MSU NON-CONFERENCE SERIES RECORDS

MOREHEAD STATE (Miss. State leads, 5-0)

1958: MSU, 46-41 at Starkville
 1959: MSU, 87-63 at Starkville
 1960: MSU, 75-73 (ot) at Morehead
 1980: MSU, 84-62 at Starkville
 2017: MSU, 85-76 at Starkville
 At Starkville: Miss. St. leads, 4-0
 At Morehead: Miss. St. leads, 1-0

MURRAY STATE (Miss. State leads, 7-2)

1941: MUR, 56-36 at Murray
 1957: MUR, 91-80 at Murray
 1958: MSU, 86-69 at Starkville
 MSU, 75-57 at Murray
 1959: MSU, 63-62 at Murray
 MSU, 63-48 at Starkville
 1961: MSU, 94-81 at Starkville
 1962: MSU, 69-57 at Murray
 2008: MSU, 78-61 at Starkville
 At Starkville: Miss. St. leads, 4-0
 At Murray: Miss. St. leads, 3-2

NASHVILLE RAMBLERS (NR leads, 2-0)

1924: NR, 32-28 at Nashville
 1929: NR, 26-14 at Nashville
 At Nashville: NR leads, 2-0

NEBRASKA (MSU leads, 1-0)

1996: MSU, 69-66 at Portland, OR#
 # - Ford Far West Classic
 At Neutral Sites: MSU leads, 1-0

NEW ORLEANS (MSU leads, 8-1)

1977: MSU, 86-83 at Starkville
 1989: MSU, 76-65 at Starkville
 1990: MSU, 62-55 at New Orleans
 UNO, 65-60 at New Orleans\$
 2004: MSU, 77-59 at Tupelo, MS
 2005: MSU, 74-59 at New Orleans
 2006: MSU, 67-59 at Starkville
 2007: MSU, 89-63 at Jackson, MS
 2013: MSU, 97-46 at Starkville
 \$ - National Invitation Tournament
 At Starkville: MSU leads, 4-0
 At New Orleans: MSU leads, 2-1
 At Neutral Sites: MSU leads, 2-0

NEW ORLEANS YMCA (YMCA leads, 1-0)

1909: YMCA, 22-20 at New Orleans
 At New Orleans: YMCA leads, 1-0

NICHOLLS STATE (MSU leads, 6-0)

1995: MSU, 81-65 at Starkville
 2002: MSU, 95-59 at Starkville
 2005: MSU, 98-69 at Starkville
 2007: MSU, 90-55 at Starkville
 2009: MSU, 74-68 at Jackson
 2011: MSU, 67-58 at Starkville
 At Starkville: MSU leads, 5-0
 At Jackson: MSU leads, 1-0

NORFOLK STATE (MSU leads, 1-0)

2017: MSU, 78-74 at Starkville
 At Starkville: MSU leads, 1-0

NORTH ALABAMA (MSU leads, 3-0)

1983: MSU, 80-49 at Starkville
 1984: MSU, 70-64 at Starkville
 2009: MSU, 106-61 at Starkville
 At Starkville: MSU leads, 3-0

NORTH CAROLINA (UNC leads, 6-0)

1924: UNC, 33-23 at Atlanta, GA!
 1926: UNC, 38-23 at Atlanta, GA!
 1929: UNC, 43-18 at Atlanta, GA!
 1965: UNC, 84-80 at Blacksburg, VA#
 2010: UNC, 76-74 at Starkville@
 2013: UNC, 95-49 at Maui, HI^
 ^ - Maui Classic
 @ - NIT
 ! - Southern Conference Tournament
 # - Virginia Tech Invitational
 At Neutral Sites: UNC leads, 5-0
 At Starkville: UNC leads, 1-0

NORTH CAROLINA A&T (MSU leads, 1-0)

2011: MSU, 74-58 at Starkville
 At Starkville: MSU leads, 1-0

NORTH CAROLINA CENTRAL (MSU leads, 1-0)

2016: MSU, 71-48 at Starkville
 At Starkville: MSU leads, 1-0

NORTH CAROLINA STATE (MSU leads, 1-0)

1926: MSU, 32-29 at Atlanta, GA!
 ! - Southern Conference Tournament
 At Neutral Sites: MSU leads, 1-0

UNC WILMINGTON (Tied, 1-1)

1996: MSU, 77-54 at Starkville
 1997: UNCW, 71-54 at Wilmington
 At Starkville: MSU leads, 1-0
 At Wilmington: UNCW leads, 1-0

NORTH TEXAS (MSU leads, 2-0)

1973: MSU, 66-65 at Monroe, LA#
 2012: MSU, 82-59 at Starkville
 # - Pacemaker Classic
 At Neutral Sites: MSU leads, 1-0
 At Starkville: MSU leads, 1-0

NORTHEAST MISSOURI ST. (MSU leads, 2-0)

1977: MSU, 107-58 at Starkville
 1993: MSU, 75-48 at Starkville
 At Starkville: MSU leads, 2-0

NORTHERN ARIZONA (MSU leads, 1-0)

1994: MSU, 85-64 at Tempe, AZ#
 # - ASU-Tribune Classic
 At Neutral Sites: MSU leads, 1-0

NORTHERN COLORADO (MSU leads, 1-0)

2016: MSU, 93-69 at Jackson, MS
 At Neutral Sites: MSU leads, 1-0

MSU NON-CONFERENCE SERIES RECORDS



NORTHWESTERN (MSU leads, 1-0)

2000: MSU, 70-65 at St. Charles, MO#
- USBWA Hoop & Quill Classic
At Neutral Sites: MSU leads, 1-0

NORTHWESTERN STATE (MSU leads, 7-1)

1983: MSU, 97-59 at Starkville
1995: MSU, 98-58 at Starkville
1997: MSU, 78-61 at Starkville
1998: MSU, 84-73 at Starkville
1999: MSU, 75-46 at Tupelo, MS
2006: NSU, 76-75 (ot) at Starkville
2012: MSU, 82-67 at Jackson
2017: MSU, 65-59 at Starkville
At Starkville: MSU leads, 5-1
At Neutral Sites: MSU leads, 2-0

OGLETHORPE (MSU leads, 2-0)

1936: MSU, 57-23 at Starkville
MSU, 47-26 at Starkville
At Starkville: MSU leads, 2-0

OHIO STATE (OSU leads, 1-0)

1991: OSU, 82-80 at W. Palm Beach#
- Eastern Airlines Palm Beach Cl.
At Neutral Sites: OSU leads, 1-0

OKLAHOMA (MSU leads, 3-0)

1996: MSU, 76-71 at Norman
1998: MSU, 67-65 (ot) at Starkville
2003: MSU, 54-45 at New Orleans, LA#
- Nokia Sugar Bowl Basketball Cl.
At Starkville: MSU leads, 1-0
At Norman: MSU leads, 1-0
At Neutral Sites: MSU leads, 1-0

OLD DOMINION (MSU leads, 3-2)

1977: ODU, 82-78 at Norfolk#
1997: MSU, 80-73 at Starkville
ODU, 72-71 (ot) at San Juan, PR@
1998: MSU, 62-57 at Norfolk
2010: MSU, 69-55 at South Padre Island, TX!
! - South Padre Island Invitational
- Old Dominion Classic
@ - Puerto Rico Holiday Classic
At Starkville: MSU leads, 1-0
At Norfolk: Tied, 1-1
At Neutral Sites: Tied, 1-1

ORAL ROBERTS (MSU leads, 1-0)

1979: MSU, 91-69 at Louisville, KY#
- Louisville Holiday Classic
At Neutral Sites: MSU leads, 1-0

OREGON (MSU leads, 1-0)

2008: MSU, 76-69 at Little Rock, AR#
- 2008 NCAA Tournament
At Neutral Sites: MSU leads, 1-0

OREGON STATE (MSU leads, 2-1)

1996: MSU, 76-62 at Portland, OR#
2016: OSU, 59-49 at Corvallis
2017: MSU, 74-57 at Starkville
- Ford Far West Classic
At Starkville: MSU leads, 1-0
At Corvallis: OSU leads, 1-0
At Neutral Sites: MSU leads, 1-0

OUACHITA BAPTIST (MSU leads, 1-0)

1949: MSU, 61-45 at Starkville
At Starkville: MSU leads, 1-0

PACIFIC (MSU leads, 1-0)

1980: MSU, 65-63 at Dayton, OH#
- Dayton Invitational
At Neutral Sites: MSU leads, 1-0

PARK AVIATION FIELD (PAF leads, 1-0)

1919: PAF, 28-18 at Memphis
At Memphis: PAF leads, 1-0

PENN STATE (MSU leads, 1-0)

1998: MSU, 58-57 at El Paso, TX#
- Sierra Providence Sun Classic
At Neutral Sites: MSU leads, 1-0

PINE BLUFF YMCA (YMCA leads, 3-0)

1921: YMCA, 18-15 at Pine Bluff
1922: YMCA, 32-22 at Pine Bluff
YMCA, 26-25 at Pine Bluff
At Pine Bluff: YMCA leads, 3-0

PITTSBURGH (MSU leads, 1-0)

2001: MSU, 66-61 at Pittsburgh\$
\$ - TiVo National Invitation Tourney
At Pittsburgh: MSU leads, 1-0

PORTLAND (MSU leads, 1-0)

1981: MSU, 46-45 at Las Vegas, NV#
- Holiday Classic
At Neutral Sites: MSU leads, 1-0

PRAIRIE VIEW A&M (MSU leads, 2-0)

1992: MSU, 97-52 at Lafayette, LA#
2014: MSU, 71-56 at Starkville
- Louisiana Classic Tip-Off
At Starkville: MSU leads, 1-0
At Neutral Sites: MSU leads, 1-0

PRINCETON (Tied, 1-1)

1966: PU, 69-67 at Charlotte, NC#
1996: MSU, 63-41 at Indianapolis, IN\$
- Charlotte Invitational
\$ - NCAA Southeast Regional
At Neutral Sites: Tied, 1-1



MSU NON-CONFERENCE SERIES RECORDS

PROVIDENCE (Providence leads, 1-0)

2013: PC, 73-63 at PROVIDENCE, RI
At Providence: Providence leads, 1-0

PURDUE (PU leads, 1-0)

1985: PU, 77-46 at El Paso, TX#
- Sun Bowl Classic
At Neutral Sites: PU leads, 1-0

RAL LITES (RL leads, 2-0)

1928: RL, 45-25 at Chattanooga
1929: RL, 44-20 at Chattanooga
At Chattanooga: RL leads, 2-0

RHODE ISLAND (MSU leads, 1-0)

1972: MSU, 86-72 at Huntington, WV#
- Marshall Invitational
At Neutral Sites: MSU leads, 1-0

RHODES COLLEGE (MSU leads, 12-0)

1934: MSU, 67-26 at Memphis
MSU, 64-25 at Starkville
1935: MSU, 67-17 at Starkville
MSU, 64-29 at Starkville
1939: MSU, 30-28 at Starkville
MSU, 38-28 at Starkville
1941: MSU, 42-40 at Starkville
MSU, 51-33 at Memphis
1956: MSU, 76-63 at Starkville
1957: MSU, 83-56 at Memphis
1958: MSU, 97-75 at Starkville
1959: MSU, 91-46 at Memphis
At Starkville: MSU leads, 7-0
At Memphis: MSU leads, 5-0

RICE (MSU leads, 3-0)

1961: MSU, 68-60 at Houston
1988: MSU, 72-68 at Houston
1989: MSU, 63-61 at Starkville
At Starkville: MSU leads, 1-0
At Houston: MSU leads, 2-0

RICHMOND (Tied, 2-2)

2001: UR, 83-72 at Starkville
2002: MSU, 71-57 at Richmond
MSU, 74-72 at Las Vegas, NV#
2010: UR, 63-62 at South Padre Island, TX!
! - South Padre Island Invitational
- Las Vegas Classic
At Starkville: UR leads, 1-0
At Richmond: MSU leads, 1-0
At Neutral Sites: Tied, 1-1

RIDER (Tied, 1-1)

1980: MSU, 72-64 at Mobile, AL#
2010: Rider, 88-74 at Starkville
- Senior Bowl Tournament
At Starkville: MSU leads, 1-0
At Neutral Sites: MSU leads, 1-0



Fred Thomas earned All-Tournament team honors at the Corpus Christi Challenge in November of 2014.

RUTGERS (RU leads, 1-0)

2000: RU, 74-69 at St. Charles, MO#
- USBWA Hoop & Quill Classic
At Neutral Sites: RU leads, 1-0

ST. BONAVENTURE (MSU leads, 2-0)

2009: MSU, 76-71 at Olean, NY
2010: MSU, 105-53 at Starkville
At Starkville: MSU leads, 1-0
At Olean: MSU leads, 1-0

ST. JOSEPH'S (PA.) (SJU leads, 3-1)

1937: SJU, 36-28 at Philadelphia
1938: SJU, 39-23 at Philadelphia
1995: MSU, 76-66 at Casper, WY#
1998: SJU, 65-58 at El Paso, TX@
- MiniMart/Gatorade Wyoming Cowboy Shootout
@ - Sierra Providence Sun Classic
At Philadelphia: SJU leads, 2-0
At Neutral Sites: Tied, 1-1

ST. LOUIS UNIVERSITY (Tied, 1-1)

1951: SLU, 63-46 at St. Louis
2015: MSU, 75-50 at Corpus Christi#
- Corpus Christi Challenge
At St. Louis: SLU leads, 1-0
At Neutral Sites: MSU leads, 1-0

ST. MARY'S (CALIF.) (Tied, 1-1)

2005: MSU, 67-54 at New York, NY#
2011: SM, 94-72 Las Vegas
- Coaches vs. Cancer Classic
At Neutral Sites: Tied, 1-1

MSU NON-CONFERENCE SERIES RECORDS



ST. PAUL'S COLLEGE (Tied, 1-1)

1915: SPC, 29-19 at Covington
MSU, 32-22 at Covington
At Covington: Tied, 1-1

ST. STANISLAUS (MISS.) (MSU leads, 2-0)

1925: MSU, 22-11 at Bay St. Louis
1927: MSU, 31-15 at Bay St. Louis
At Bay St. Louis: MSU leads, 2-0

ST. THOMAS (PA.) (ST leads, 1-0)

1938: ST, 35-34 at Scranton
At Scranton: ST leads, 1-0

SAM HOUSTON STATE (MSU leads, 1-0)

1999: MSU, 80-67 at Starkville
At Starkville: MSU leads, 1-0

SAMFORD (MSU leads, 25-6)

1920: MSU, 56-10 at Starkville
MSU, 27-13 at Starkville
HC, 26-23 at Birmingham
1939: MSU, 31-29 at Starkville
HC, 43-40 at Starkville
1940: MSU, 45-36 at Starkville
MSU, 38-32 at Starkville
1941: MSU, 29-28 at Starkville
HC, 29-26 at Starkville
MSU, 48-37 at Birmingham
1942: MSU, 29-26 at Starkville
MSU, 36-32 at Starkville
1947: MSU, 55-32 at Starkville
HC, 41-39 at Birmingham
1953: MSU, 81-56 at Starkville
MSU, 91-87 at Birmingham
1954: MSU, 87-60 at Starkville
MSU, 72-67 at Birmingham
1955: MSU, 78-55 at Starkville
MSU, 82-79 at Birmingham
1956: MSU, 108-65 at Starkville
1957: MSU, 106-70 at Starkville
1958: MSU, 114-57 at Starkville
1967: MSU, 96-65 at Starkville
1968: SU, 66-63 at Birmingham
1969: SU, 68-59 at Starkville
1973: MSU, 86-61 at Starkville
1974: MSU, 110-74 at Starkville
1975: MSU, 91-80 at Birmingham
1976: MSU, 77-57 at Starkville
1992: MSU, 72-48 at Starkville

At Starkville: MSU leads, 20-3
At Birmingham: MSU leads, 5-3

SAN DIEGO (MSU leads, 2-1)

2009: USD, 64-61 at Starkville
2010: MSU, 77-68 at San Diego
2011: MSU, 69-52 Honolulu[^]
[^] - *Diamondhead Classic*
At Starkville: SD leads, 1-0
At San Diego: MSU leads, 1-0
At Neutral Sites: MSU leads, 1-0

SAN JOSE STATE (Tied, 1-1)

1986: MSU, 75-65 at Indianapolis, IN#
1987: SJSU, 62-56 at Portland, OR@
- *Hoosier Classic*
@ - *Far West Classic*
At Neutral Sites: Tied, 1-1

SANTA CLARA (MSU leads, 3-0)

1995: MSU, 75-67 at Boise, ID\$
2004: MSU, 66-61 (ot) at Santa Clara
2006: MSU, 82-69 (ot) at Starkville
\$ - *NCAA West Regional*
At Starkville: MSU leads, 1-0
At Santa Clara: MSU leads, 1-0
At Neutral Sites: MSU leads, 1-0

UNIVERSITY OF THE SOUTH/SEWANEE (MSU leads, 10-1)

1927: MSU, 53-10 at Starkville
1932: MSU, 25-22 at Starkville
1952: MSU, 71-46 at Starkville
MSU, 73-67 at Sewanee
1953: MSU, 60-53 at Starkville
1954: MSU, 65-61 at Sewanee
1955: MSU, 77-74 at Starkville
1956: SC, 76-72 at Sewanee
1971: MSU, 102-73 at Starkville
1972: MSU, 69-48 at Sewanee
1973: MSU, 83-65 at Starkville
At Starkville: MSU leads, 7-0
At Sewanee: MSU leads, 3-1

SOUTH ALABAMA (MSU leads, 12-1)

1970: MSU, 93-71 at Starkville
1971: MSU, 50-38 at Mobile
1972: MSU, 71-66 at Starkville
1973: MSU, 72-67 (ot) at Mobile
1979: MSU, 86-78 at Starkville
2002: MSU, 73-66 at Starkville
2003: MSU, 85-74 at Mobile
2004: MSU, 71-62 at Starkville
2005: MSU, 66-52 at Starkville
2007: MSU, 84-46 at Starkville
2008: USA, 71-67 at Mobile
2009: MSU, 79-60 at Starkville
2012: MSU, 80-65 at Starkville
At Starkville: MSU leads, 9-0
At Mobile: MSU leads, 3-1

SOUTH CAROLINA UPSTATE (USC Upstate leads, 1-0)

2015: Upstate, 53-51 at Jackson
At Neutral Sites: Upstate leads, 1-0

SOUTH CAROLINA STATE (MSU leads, 1-0)

2000: MSU, 88-58 at Starkville
At Starkville: MSU leads, 1-0

SOUTH FLORIDA (MSU leads, 3-0)

1972: MSU, 90-77 at Tuscaloosa, AL#
1974: MSU, 86-81 at Starkville
2014: MSU, 71-66 at Las Vegas!
- *Alabama Classic*
! - *Las Vegas Classic*
At Starkville: MSU leads, 1-0
At Neutral Sites: MSU leads, 2-0



MSU NON-CONFERENCE SERIES RECORDS

SOUTHEAST MISSOURI ST. (MSU leads, 1-0)

1985: MSU, 63-56 at Starkville
At Starkville: MSU leads, 1-0

SOUTHEASTERN LOUISIANA (MSU leads, 18-1)

1958: MSU, 75-61 at Starkville
1959: MSU, 94-72 at Starkville
1960: MSU, 83-65 at Starkville
1961: MSU, 77-55 at Starkville
1962: MSU, 96-73 at Starkville
1964: MSU, 113-73 at Starkville
1988: MSU, 60-51 at Hammond
1989: MSU, 113-61 at Starkville
1994: MSU, 81-55 at Starkville
1995: MSU, 106-67 at Starkville
1996: MSU, 121-78 at Starkville
1997: MSU, 77-63 at Starkville
1999: MSU, 97-60 at Starkville
2000: MSU, 70-56 at Starkville
2001: MSU, 78-58 at Southaven, MS
2006: SLU, 57-46 at Starkville
2008: MSU, 84-59 at Starkville
2010: MSU, 82-67 at Starkville
2014: MSU, 68-62 at Starkville
At Starkville: MSU leads, 16-1
At Hammond: MSU leads, 1-0
At Neutral Sites: MSU leads, 1-0

SOUTHERN CALIFORNIA (MSU leads, 1-0)

1984: MSU, 57-55 at Los Angeles#
- Winston Tire Classic
At Los Angeles: MSU leads, 1-0

SOUTHERN ILLINOIS (MSU leads, 2-2)

1955: MSU, 72-69 at Carbondale
1975: MSU, 81-75 at Terre Haute, IN#
1993: SIU, 76-64 at San Juan, PR@
2008: SIU, 63-49 at Anaheim, CA!
- Indiana Hall of Fame Classic
@ - San Juan Shootout
! - Anaheim Classic
At Carbondale: MSU leads, 1-0
At Neutral Sites: SIU leads, 2-1

SIU-EDWARDSVILLE (MSU leads, 1-0)

1974: MSU, 86-81 at Starkville
At Starkville: MSU leads, 1-0

SOUTHERN MISSISSIPPI (MSU leads, 15-4)

1927: MSU, 38-21 at Hattiesburg
1930: MSU, 50-29 at Hattiesburg
MSU, 31-16 at Hattiesburg
1963: MSU, 62-52 at Jackson, MS
1964: USM, 65-60 at Jackson, MS
1967: MSU, 72-63 at Hattiesburg#
1972: MSU, 77-73 at Tuscaloosa, AL@
1977: MSU, 96-72 at Starkville
1978: MSU, 82-79 at Biloxi, MS
1979: MSU, 87-78 at Starkville
1981: USM, 68-53 at Jackson, MS
1983: MSU, 81-58 at Starkville
1984: USM, 55-48 at Hattiesburg

• 1985: MSU, 71-53 at Starkville
• 1994: MSU, 62-58 at Starkville
• 1995: USM, 66-64 at Biloxi, MS
• 1996: MSU, 72-69(ot) at Hattiesburg
• 2001: MSU, 75-68 at Starkville\$
• 2017: MSU, 86-44 at Jackson, MS

• # - USM Invitational
• @ - Alabama Classic
• \$ - TiVo National Invitation Tourney
• At Starkville: MSU leads, 6-0
• At Hattiesburg: MSU leads, 5-1
• At Neutral Sites: MSU leads, 4-3

SOUTHERN UNIVERSITY (SU leads, 1-0)

• 2016: SU, 76-72 at Starkville
• At Starkville: SU leads, 1-0

SOUTHWEST MISSOURI ST. (MSU leads, 1-0)

• 1998: MSU, 79-68 at Fairbanks, AK#
• # - Can You Score Top of the World Cl.
• At Neutral Sites: MSU leads, 1-0

SPRING HILL (MSU leads, 2-0)

• 1942: MSU, 47-31 at Starkville
• 1961: MSU, 98-75 at Starkville
• At Starkville: MSU leads, 2-0

STANFORD (Tied, 1-1)

• 2000: SU, 76-56 at Oakland, CA#
• 2005: MSU, 93-70 at Charlotte, NC\$
• # - Pete Newell Challenge
• \$ - NCAA Austin Regional
• At Neutral Sites: Tied, 1-1

STETSON (MSU leads, 1-0)

• 1966: MSU, 87-76 at Starkville
• At Starkville: MSU leads, 1-0

SYRACUSE (SU leads, 3-0)

• 1978: SU, 76-66 at Albuquerque, NM#
• 1996: SU, 77-69 at E. Rutherford, NJ\$
• 2005: SU, 71-58 at New York, NY@
• # - Lobo Invitational
• \$ - NCAA Final Four
• @ - Coaches vs. Cancer Classic
• At Neutral Sites: SU leads, 3-0

TAMPA (MSU leads, 2-0)

• 1956: MSU, 89-64 at Starkville
• 1957: MSU, 113-87 at Tampa
• At Starkville: MSU leads, 1-0
• At Tampa: MSU leads, 1-0

TENNESSEE-MARTIN (MSU leads, 8-1)

• 1981: MSU, 87-62 at Starkville
• 1982: UTM, 65-41 at Starkville
• 1992: MSU, 86-54 at Starkville
• 1998: MSU, 80-60 at Tupelo, MS
• 1999: MSU, 85-67 at Starkville
• 2004: MSU, 90-74 at Starkville

MSU NON-CONFERENCE SERIES RECORDS



2008: MSU, 86-70 at Starkville
 2012: MSU, 76-50 at Starkville
 2016: MSU, 76-51 at Starkville
 At Starkville: MSU leads, 7-1
 At Neutral Sites: MSU leads, 1-0

TENNESSEE STATE (MSU leads, 1-0)

2011: MSU, 75-65 at Starkville
 At Starkville: MSU leads, 1-0

TENNESSEE TECH (MSU leads, 4-0)

1991: MSU, 109-76 at Starkville
 1992: MSU, 90-84 at Cookeville
 1993: MSU, 110-65 at Starkville
 1998: MSU, 83-57 at Starkville
 At Starkville: MSU leads, 3-0
 At Cookeville: MSU leads, 1-0

TEXAS (UT leads, 5-3)

1961: UT, 93-82 at Houston, TX
 1973: MSU, 80-69 at Starkville
 1974: MSU, 87-82 at Austin
 1977: MSU, 91-89 (ot) at Starkville
 1978: UT, 81-69 at Austin
 1999: UT, 81-77 at Honolulu, HI#
 2002: UT, 68-64 at Dallas, TX\$
 2013: UT, 69-55 at Maui, HI^

^ - Maui Classic
 # - Outrigger Hotels Rainbow Classic
 \$ - NCAA Midwest Regional
 At Starkville: MSU leads, 2-0
 At Austin: Tied, 1-1
 At Neutral Sites: UT leads, 4-0



Last year, Gavin Ware became the 35th player in MSU history to score 1,000 points for a career.

TEXAS A&M-CORPUS CHRISTI (MSU leads, 2-0)

2007: MSU, 96-72 at Starkville
 2008: MSU, 95-70 at Corpus Christi
 At Starkville: MSU leads, 1-0
 At Corpus Christi, TX MSU leads, 1-0

TEXAS CHRISTIAN (TCU leads, 3-1)

1989: TCU, 66-65 at Fort Worth
 1990: MSU, 64-60 at Starkville
 2014: TCU, 71-61 at Starkville
 2015: TCU, 61-52 at Corpus Christi, Texas!
 ! - Corpus Christi Challenge
 At Starkville: Tied, 1-1
 At Fort Worth: TCU leads, 1-0
 At Neutral Site: TCU leads, 1-0

TEXAS-ELPASO (MSU leads, 1-0)

2017: MSU, 61-54 at Charleston, SC!
 ! - Charleston Classic
 At Neutral Sites: MSU leads, 1-0

TEXAS-PAN AMERICAN (MSU leads, 2-0)

1998: MSU, 90-60 at Starkville
 2010: MSU, 75-50 at Starkville
 At Starkville: MSU leads, 2-0

TEXAS-SAN ANTONIO (MSU leads, 1-0)

2013: MSU, 53-42 at Starkville
 At Starkville, MSU leads, 1-0

TEXAS SOUTHERN (MSU leads, 2-0)

1997: MSU, 95-64 at Starkville
 2016: MSU, 86-73 at Starkville
 At Starkville: MSU leads, 2-0

TEXAS TECH (TTU, 2-0)

2009: TTU, 77-73 at Newark, NJ#
 2016: TTU, 74-72 at Puerto Rico!
 ! - Puerto Rico
 # - Legends Classic
 At Neutral Sites: TTU leads, 2-0

TROY (MSU leads, 9-1)

1960: MSU, 66-50 at Starkville
 1977: MSU, 87-69 at Starkville
 1981: MSU, 68-52 at Starkville
 1984: MSU, 77-49 at Starkville
 1994: MSU, 118-83 at Starkville
 1996: MSU, 123-73 at Starkville
 2006: MSU, 88-77 (ot) at Starkville
 2011: MSU, 92-83 (ot) at Starkville
 2012: MSU, 106-68 at Starkville
 2013: Troy, 56-53 at Troy
 At Starkville: MSU leads, 9-0
 At Troy: Troy leads, 1-0

TULANE (MSU leads, 55-39)

1909: TU, 19-16 at New Orleans
 1914: MSU, 40-14 at Starkville
 MSU, 35-14 at Starkville
 1916: TU, 25-12 at New Orleans



MSU NON-CONFERENCE SERIES RECORDS

	TU, 20-16	at New Orleans
1920:	MSU, 30-14	at New Orleans
1922:	MSU, 49-36	at Starkville
	MSU, 41-21	at Starkville
1923:	TU, 45-34	at New Orleans
	MSU, 30-27	at New Orleans
1924:	MSU, 38-30	at Atlanta, GA!
1925:	MSU, 29-27	at Starkville
	TU, 35-15	at New Orleans
1926:	MSU, 32-24	at New Orleans
	TU, 31-27	at Starkville
1927:	MSU, 32-18	at New Orleans
	MSU, 23-16	at New Orleans
1928:	MSU, 52-14	at Starkville
	MSU, 36-18	at Starkville
1929:	TU, 30-25	at New Orleans
	TU, 27-18	at New Orleans
1930:	MSU, 22-20	at Jackson, MS
	TU, 22-19	at Jackson, MS
1932:	MSU, 21-18	at New Orleans
	MSU, 36-26	at New Orleans
1933:	TU, 31-29	at New Orleans
	MSU, 40-29	at New Orleans
1934:	TU, 33-24	at New Orleans
	MSU, 24-17	at New Orleans
1935:	MSU, 53-31	at New Orleans
	MSU, 41-40	at New Orleans
1936:	MSU, 45-31	at Starkville
	MSU, 45-32	at Starkville
1937:	MSU, 33-23	at New Orleans
	TU, 41-29	at New Orleans
1938:	MSU, 41-36	at Starkville
	TU, 36-34	at Starkville
1940:	MSU, 54-38	at Starkville
1941:	MSU, 42-35	at New Orleans
1942:	MSU, 28-25	at Starkville
	MSU, 32-31	at New Orleans
1943:	MSU, 37-29	at Starkville
	TU, 58-43	at New Orleans
1945:	TU, 42-35	at Starkville
1946:	TU, 66-50	at Starkville
	TU, 58-52	at New Orleans
1947:	TU, 44-32	at Starkville
	TU, 57-52	at New Orleans
1948:	TU, 53-33	at Starkville
	TU, 70-47	at New Orleans
1949:	TU, 69-47	at New Orleans
	TU, 64-50	at Starkville
1950:	MSU, 55-53	at Starkville
	TU, 73-53	at New Orleans
	MSU, 56-47	at New Orleans
1951:	TU, 74-52	at Starkville
	TU, 71-64	at New Orleans
1952:	MSU, 68-60	at Starkville
	TU, 71-58	at New Orleans
1953:	MSU, 67-61	at Starkville
	TU, 69-52	at New Orleans
1954:	TU, 79-56	at New Orleans
	TU, 59-53	at Starkville
1955:	TU, 69-60	at Starkville
	TU, 78-59	at New Orleans
1956:	TU, 110-72	at New Orleans
	TU, 83-78	at New Orleans
1957:	MSU, 85-72	at Starkville
	TU, 81-79	at New Orleans
1958:	MSU, 71-63	at New Orleans
	MSU, 74-62	at Starkville
1959:	MSU, 55-46	at Starkville



Arnett Moultrie was tabbed the MVP of the 2011 2K Sports Classic after MSU upset Arizona in the finals.

	MSU, 65-51	at New Orleans
1960:	TU, 51-47 (ot)	at New Orleans
	MSU, 70-66	at Starkville
1961:	MSU, 73-59	at Starkville
	MSU, 62-57	at New Orleans
1962:	MSU, 70-59	at New Orleans
	MSU, 83-62	at Starkville
1963:	MSU, 91-73	at Starkville
	MSU, 78-67	at New Orleans
1964:	MSU, 81-77	at New Orleans
	MSU, 78-71	at Starkville
1965:	TU, 73-70	at Starkville
	MSU, 91-72	at New Orleans
1966:	TU, 81-71	at New Orleans
	MSU, 65-63	at Starkville
1983:	MSU, 51-47	at New Orleans#
1994:	MSU, 82-78	at Biloxi, MS
2001:	MSU, 83-66	at Starkville
2002:	MSU, 77-66	at New Orleans
2004:	MSU, 72-50	at New Orleans#
2015:	TU, 59-54	at New Orleans
2016:	MSU, 69-59	at Starkville

- ! - Southern Conference Tournament
- * - SEC Tournament
- # - Sugar Bowl Classic
- At Starkville: MSU leads, 27-10
- At New Orleans: TU leads, 28-24
- At Neutral Sites: MSU leads, 4-1

TULSA (TU leads, 1-0)

2001:	TU, 77-75	at Starkville\$
	\$ - TiVo National Invitation Tourney	
	At Starkville: TU leads, 1-0	

UCLA (Tied, 1-1)

1995:	UCLA, 86-67	at Oakland, CA\$
2010:	MSU, 72-54	at Anaheim, CA!
	! - John R. Wooden Classic	
	\$ - NCAA West Regional	
	At Neutral Sites: Tied, 1-1	

MSU NON-CONFERENCE SERIES RECORDS



UNION
(MSU leads, 12-0)

1911: MSU, 66-18 at Starkville
MSU, 32-12 at Starkville

1912: MSU, 66-18 at Starkville
MSU, 36-11 at Starkville

1913: MSU, 35-16 at Starkville
MSU, 41-15 at Starkville

1922: MSU, 30-16 at Jackson, TN

1957: MSU, 87-64 at Starkville

1958: MSU, 80-56 at Jackson, TN

1959: MSU, 121-78 at Starkville

1960: MSU, 88-68 at Starkville

1961: MSU, 115-59 at Starkville

At Starkville: MSU leads, 10-0
At Jackson: MSU leads, 2-0

UNLV
(UNLV leads, 2-0)

1981: UNLV, 75-67 at Las Vegas#

2014: UNLV, 82-66 at Las Vegas!

- Holiday Classic
! - Las Vegas Classic
At Las Vegas: UNLV leads, 2-0

UTAH
(MSU leads, 1-0)

1995: MSU, 78-64 at Boise, ID\$

\$ - NCAA West Regional
At Neutral Sites: MSU leads, 1-0

UTAH STATE
(MSU leads, 2-1)

2012: MSU, 66-64 at Starkville

2014: US, 87-68 at Logan

2015: MSU, 71-63 at Starkville

At Starkville: MSU leads, 2-0
At Logan: US leads, 1-0

VALPARAISO
(VU leads, 1-0)

2000: VU, 68-59 at St. Charles, MO#

- USBWA Hoop & Quill Classic
At Neutral Sites: VU leads, 1-0

VERMONT
(MSU leads, 1-0)

1978: MSU, 79-50 at Albuquerque, NM#

- Lobo Invitational
At Neutral Sites: MSU leads, 1-0

VILLANOVA
(VU leads, 1-0)

1994: VU, 90-82 at Tempe, AZ#

- ASU-Tribune Classic
At Neutral Sites: VU leads, 1-0

VIRGINIA
(MSU leads, 2-1)

1928: MSU, 44-28 at Atlanta, GA!

1964: UVA, 81-68 at Owensboro, KY#

1989: MSU, 86-84 at New Orleans@

! - Southern Conference Tournament
- All-American Tournament
@ - USF&G Sugar Bowl Classic
At Neutral Sites: MSU leads, 2-1

VIRGINIA COMMONWEALTH
(MSU leads, 1-0)

1996: MSU, 58-51 at Indianapolis, IN\$

\$ - NCAA Southeast Regional
At Neutral Sites: MSU leads, 1-0

VIRGINIA TECH
(VT leads, 7-2)

1960: VT, 82-61 at New Orleans, LA#

1963: VT, 82-65 at Blacksburg

1964: VT, 93-77 at Starkville

1965: VT, 104-75 at Blacksburg@

1966: VT, 79-59 at Blacksburg

1981: MSU, 68-61 at Starkville

1982: VT, 75-53 at Blacksburg

2005: MSU, 71-65 at New Orleans, LA&

2011: VT, 88-57 at Bahamas^

- Sugar Bowl Tournament
@ - Virginia Tech Invitational
& - Nokia Sugar Bowl Classic
^ - Battle of Atlantis
At Starkville: Tied, 1-1
At Blacksburg: VT leads, 4-0
At Neutral Sites: VT leads, 2-1

WAKE FOREST
(WFU leads, 3-1)

1956: WFU, 95-68 at Charlotte, NC#

1977: MSU, 88-83 at Norfolk, VA@

1985: WFU, 67-65 at El Paso, TX&

1997: WFU, 74-43 at Chicago, IL^

- Carousel Classic
@ - Old Dominion Classic
& - Sun Bowl Classic
^ - DIRECTV Great Eight
At Neutral Sites: WFU leads, 3-1

WASHINGTON
(UW leads, 2-0)

1968: UW, 82-80 at Jacksonville, FL#

2009: UW, 71058 at Portland, OR@

- Gator Bowl Tournament
@ - NCAA Tournament
At Neutral Sites: UW leads, 2-0

WASHINGTON STATE
(WSU leads, 2-0)

2009: WSU, 63-52 at Newark, NJ#

2011: WSU, 83-57 at Honolulu^

- Legends Classic
^ - Diamondhead Classic
At Neutral Sites: WSU leads, 2-0

WASHINGTON (ST. LOUIS)
(WU leads, 1-0)

1955: WU, 66-44 at St. Louis

At St. Louis: WU leads, 1-0

WASHINGTON & LEE
(MSU leads, 1-0)

1928: MSU, 44-24 at Atlanta, GA!

! - Southern Conference Tournament
At Neutral Sites: MSU leads, 1-0

WEST VIRGINIA
(Tied, 1-1)

2007: WVU, 63-62 at New York, NY\$

2012: MSU, 75-62

\$ - MasterCard NIT
At Starkville: MSU leads, 1-0
At Neutral Sites: WVU leads, 1-0



MSU NON-CONFERENCE SERIES RECORDS

WESTERN CAROLINA (MSU leads, 1-0)

2015: MSU, 66-56 at Starkville
At Starkville: MSU leads, 1-0

WESTERN KENTUCKY (Tied, 3-3)

1941: WKU, 63-47 at Bowling Green
1960: WKU, 61-50 at New Orleans#
2000: MSU, 81-69 at Starkville
2004: MSU, 81-75 at Bowling Green
2009: MSU, 95-67 at Starkville
2010: WKU, 55-52 at Bowling Green
- Sugar Bowl Tournament
At Starkville: MSU leads, 2-0
At Bowling Green: WKU leads, 2-1
At Neutral Sites: WKU leads, 1-0

WESTERN NEW MEXICO (MSU leads, 1-0)

1988: MSU, 86-56 at Starkville
At Starkville: MSU leads, 1-0

WICHITA STATE (WSU leads, 3-0)

1968: WSU, 97-67 at Wichita
1986: WSU, 64-57 at Wichita
1987: WSU, 61-48 at Starkville
At Starkville: WSU leads, 1-0
At Wichita: WSU leads, 2-0

WINTHROP (WU leads, 1-0)

2007: WU, 74-63 at Starkville
At Starkville: WU leads, 1-0

WRIGHT STATE (MSU leads, 1-0)

2010: MSU, 80-69 at Starkville
At Starkville: MSU leads, 1-0

WYOMING (MSU leads, 1-0)

1995: MSU, 61-57 at Casper, WY#
- MiniMart/Gatorade Wy. Cowboy Shootout
At Neutral Sites: MSU leads, 1-0

XAVIER (OHIO) (MSU leads, 4-1)

1963: MSU, 75-66 at New Orleans, LA#
2003: MSU, 71-61 at New York, NY
2004: MSU, 82-70 at Starkville
XU, 89-74 at Orlando, FL\$
2005: MSU, 80-74 at Cincinnati
- Sugar Bowl Tournament
\$ - NCAA Atlanta Regional
At Starkville: MSU leads, 1-0
At Cincinnati: MSU leads, 1-0



Junior guard Quindray Weatherspoon needs just 151 points to become the 37th player in MSU history to score 1,000 points

MSU ALL-TIME RESULTS



1908-09	5-5	1914-15	8-6
Coach: T.H. Werner		Coach: E.C. Hayes	
J. 1 COLUMBUS ATHLETIC CLUB	35-6 W	J. 14 MISSISSIPPI COLLEGE	50-0 W
J. 22 BROWNSVILLE ATHLETIC CLUB	75-0 W	J. 15 MISSISSIPPI COLLEGE	53-3 W
J. 24 at Columbus Athletic Club	61-1 W	J. 22 AUBURN	44-16 W
J. 29 COLLEGE OF MEMPHIS	27-14 W	J. 23 AUBURN	32-11 W
J. 30 COLLEGE OF MEMPHIS	25-8 W	F. 5 ALABAMA	35-28 W
F. 5 at Mississippi College	22-26 L	F. 6 ALABAMA	33-21 W
F. 6 at LSU	12-18 L	F. 10 at St. Paul's College	19-29 L
F. 8 at LSU	10-14 L	F. 11 at St. Paul's College	32-22 W
F. 9 at Tulane	16-19 L	F. 12 at LSU	12-24 L
F. 10 at New Orleans YMCA	20-22 L	F. 13 at LSU	15-14 W
		F. 19 at Alabama	25-28 L
		F. 20 at Alabama	21-31 L
		F. 22 at Auburn	18-19 L
		F. 23 at Auburn	17-21 L
1909-10	No Team		
1910-11	2-4		
Coach: W.D. Chadwick		1915-16 11-5	
J. 27 MISSISSIPPI COLLEGE	15-23 L	Coach: E.C. Hayes	
J. 28 MISSISSIPPI COLLEGE	10-25 L	SOUTHERN CHAMPIONS	
F. 7 LSU	17-33 L	J. 19 at Laurel YMCA	38-25 W
F. 8 LSU	12-42 L	J. 20 at Tulane	12-25 L
F. 16 UNION	66-18 W	J. 21 at Tulane	16-20 L
F. 17 UNION	32-12 W	J. 22 LSU	21-31 L
		J. 26 at Memphis YMCA	32-28 W
		J. 27 at Ole Miss	28-9 W
		J. 28 at Ole Miss	33-20 W
		F. 1 CUMBERLAND	39-13 W
		F. 2 CUMBERLAND	42-8 W
		F. 4 at Alabama	12-26 L
		F. 5 at Alabama	22-32 L
		F. 7 LSU	23-17 W
		F. 11 MILLSAPS COLLEGE	60-21 W
		F. 12 MILLSAPS COLLEGE	41-15 W
		F. 18 ALABAMA	28-21 W
		F. 19 ALABAMA	37-23 W
1911-12	9-0		
Coach: E.C. Hayes		1916-17 6-4	
SOUTHERN CHAMPIONS		Coach: E.C. Hayes	
J. 25 MISSISSIPPI COLLEGE	45-17 W	J. 26 at LSU	28-36 L
J. 26 MISSISSIPPI COLLEGE	30-20 W	J. 27 at LSU	17-38 L
F. 1 UNION	66-18 W	J. 29 at Mississippi College	28-17 W
F. 2 UNION	36-11 W	J. 30 at Mississippi College	31-36 L
F. 6 LSU	22-16 W	F. 5 MISSISSIPPI COLLEGE	18-8 W
F. 7 LSU	21-11 W	F. 6 MISSISSIPPI COLLEGE	23-19 W
F. 12 at Millsaps College	22-6 W	F. 16 OLE MISS	35-20 W
F. 14 at Mississippi College	25-17 W	F. 17 OLE MISS	42-24 W
F. 15 at Mississippi College	21-13 W	F. 23 at Ole Miss	42-25 W
		F. 24 at Ole Miss	15-29 L
1912-13	11-1		
Coach: E.C. Hayes		1917-18 No Team (World War I)	
SOUTHERN CHAMPIONS			
J. 24 MILLSAPS COLLEGE	35-15 W		
J. 25 MILLSAPS COLLEGE	21-24 L		
J. 31 UNION	35-16 W		
F. 1 UNION	41-15 W		
F. 4 MISSISSIPPI COLLEGE	45-5 W		
F. 5 MISSISSIPPI COLLEGE	43-15 W		
F. 6 ALABAMA	26-21 W		
F. 7 ALABAMA	21-16 W		
F. 13 MERCER	28-10 W		
F. 14 MERCER	29-22 W		
F. 20 MARYVILLE COLLEGE	49-13 W		
F. 21 MARYVILLE COLLEGE	35-18 W		
1913-14	13-2		
Coach: E.C. Hayes		MILESTONE WINS IN MSU HOOPS HISTORY	
SOUTHERN CHAMPIONS		Win	Opponent (Date)
J. 14 MILLSAPS COLLEGE	63-8 W	1	COLUMBUS ATH. CLUB (1-1-09)
J. 15 MILLSAPS COLLEGE	46-9 W		35-6
J. 30 MISSISSIPPI COLLEGE	42-9 W	100	at Ole Miss (2-4-22)
J. 31 MISSISSIPPI COLLEGE	50-11 W		27-24
F. 7 at Millsaps College	66-23 W	200	at State Teachers College (1-12-30)
F. 9 at Mississippi College	43-9 W		31-16
F. 10 at Mississippi College	22-12 W	300	SPRING HILL (1-8-42)
F. 13 ALABAMA	31-42 L		47-31
F. 14 ALABAMA	26-42 L	400	at Howard College (12-17-54)
F. 20 TULANE	40-14 W		82-79
F. 21 TULANE	35-14 W		99-77
F. 25 OLE MISS	68-15 W	500	at Delta State (1-28-61)
F. 26 OLE MISS	84-18 W		99-77
F. 27 at Ole Miss	12-10 W	600	MEMPHIS STATE (12-11-67)
F. 28 at Ole Miss	20-8 W		71-66
		700	KENTUCKY WESLEYAN (11-27-76)
			89-49
		800	NORTH ALABAMA (12-17-83)
			70-64
		900	DRAKE (12-10-91)
			79-50
		1000	at LSU (1-29-97)
			68-60
		1100	JACKSON STATE (12-4-02)
			71-56
		1200	MISS. VALLEY STATE (3-13-07)
			82-63
		1300	at Detroit (12-13-11)
			80-75

MSU ALL-TIME RESULTS



1925-26 14-8

Coach: Bernie Bierman

D. 22	at Memphis YMCA	31-32	L
D. 23	at Chevrolet All-Stars	17-26	L
J. 5	at Birmingham YMHA	44-13	W
J. 9	BIRMINGHAM-SOUTHERN	29-7	W
J. 14	at Mississippi College	36-37	L
J. 15	at Millsaps College	36-14	W
J. 16	at Tulane	32-24	W
J. 20	VANDERBILT	36-27	W
J. 23	at Ole Miss	20-33	L
J. 30	MERCER	35-30	W
F. 4	at Birmingham Athletic Club	31-32	L
F. 5	at Vanderbilt	20-21	L
F. 6	at Georgia Tech	31-20	W
F. 13	TULANE	27-31	L
F. 15	MISSISSIPPI COLLEGE	34-32	W
F. 16	MISSISSIPPI COLLEGE	29-22	W
F. 22	ALABAMA	34-21	W
F. 24	at Alabama	28-27	W
F. 26	Maryland#	22-19	W
F. 27	North Carolina State#	32-29	W
M. 1	Kentucky#	31-26	W
M. 2	North Carolina#	23-38	L

Southern Conference Tournament - Atlanta, GA

1926-27 17-7

Coach: Bernie Bierman

D. 18	at State Teachers College	38-21	W
D. 20	at St. Stanislaus	31-15	W
D. 21	at Loyola (New Orleans)	38-15	W
D. 22	at Mobile YMCA	26-17	W
D. 23	at Meridian All-Stars	52-17	W
J. 5	SEWANEE	53-10	W
J. 10	at Auburn	34-31	W
J. 11	at Auburn	24-27	L
J. 12	at Birmingham Athletic Club	22-21	W
J. 14	MILLSAPS COLLEGE	28-23	W
J. 15	MILLSAPS COLLEGE	38-24	W
J. 20	at Mississippi College	27-21	W
J. 21	at Tulane	32-18	W
J. 22	at Tulane	23-16	W
J. 29	VANDERBILT	34-36	L
F. 4	OLE MISS	36-22	W
F. 5	OLE MISS	30-24	W
F. 7	at Ole Miss	28-31	L
F. 8	at Ole Miss	19-26	L
F. 12	BIRMINGHAM ATHLETIC CLUB	38-33	W
F. 14	MISSISSIPPI COLLEGE	28-44	L
F. 15	ALABAMA	40-24	W
F. 18	at Alabama	11-22	L
F. 25	Georgia Tech#	24-40	L

Southern Conference Tournament - Atlanta, GA

1927-28 13-7

Coach: Ray G. Dauber

D. 16	BIRMINGHAM BOYS CLUB	19-20	L
D. 17	BIRMINGHAM BOYS CLUB	27-32	L
D. 31	at Memphis YMCA	30-20	W
J. 6	TULANE	52-14	W
J. 7	TULANE	36-18	W
J. 13	at Mississippi College	26-34	L
J. 14	at Mississippi College	21-38	L
J. 20	at Vanderbilt	44-38	W
J. 21	at The Rail Lites	25-45	L
J. 27	LSU	46-26	W
J. 28	LSU	29-23	W
F. 6	at Ole Miss	38-30	W
F. 7	at Ole Miss	29-27	W
F. 12	at Alabama	28-29	L
F. 18	ALABAMA	26-21	W
F. 20	OLE MISS	45-34	W
F. 21	OLE MISS	40-36	W
F. 24	Washington & Lee#	44-24	W

F. 25	Virginia#	44-28	W
F. 27	Auburn#	34-42	L

Southern Conference Tournament - Atlanta, GA

1928-29 8-15

Coach: Ray G. Dauber

D. 20	at Nashville Ramblers	14-26	L
D. 21	at The Rail Lites	20-44	L
D. 22	at Birmingham YMCA	18-32	L
J. 4	at Memphis YMCA	28-19	W
J. 5	at Memphis YMCA	26-27	L
J. 11	MISSISSIPPI COLLEGE	28-31	L
J. 12	MISSISSIPPI COLLEGE	21-24	L
J. 19	at Tulane	25-30	L
J. 20	at Tulane	18-27	L
J. 22	Mississippi College (@ Jackson)	26-14	W
J. 23	at Mississippi College	25-23	W
J. 26	VANDERBILT	47-32	W
F. 2	KENTUCKY	23-25	L
F. 3	Kentucky (@ Jackson)	14-32	L
F. 4	at LSU	26-16	W
F. 5	at LSU	29-39	L
F. 8	OLE MISS	32-30	W
F. 9	OLE MISS	28-26	W
F. 15	at Ole Miss	21-37	L
F. 16	at Ole Miss	27-41	L
F. 23	at Alabama	28-30	L
F. 25	ALABAMA	22-21	W
M. 1	North Carolina#	18-43	L

Southern Conference Tournament - Atlanta, GA

1929-30 5-8

Coach: Ray G. Dauber

J. 10	at Meridian All-Stars	43-17	W
J. 11	at State Teachers College	50-29	W
J. 12	at State Teachers College	31-16	W
J. 17	Tulane (@ Jackson)	22-20	W
J. 18	Tulane (@ Jackson)	19-22	L
J. 24	at Kentucky	17-38	L
J. 25	at Kentucky	14-20	L
F. 1	LSU (@ Meridian)	24-30	L
F. 7	Ole Miss (@ Greenwood)	26-30	L
F. 8	Ole Miss (@ Greenwood)	19-23	L
F. 11	at Ole Miss	31-38	L
F. 12	at Ole Miss	28-27	W
F. 21	at Alabama	22-26	L

1930-31 No Team

MISSISSIPPI STATE IN FINAL NATIONAL RANKINGS			
Season	Coach	W-L	Final Ranking
1956-57	Babe McCarthy	17-8	#15 AP
1957-58	Babe McCarthy	20-5	#15 AP
1958-59	Babe McCarthy	24-1	#3 AP; #T6 UPI
1961-62	Babe McCarthy	24-1	#4 AP; #4 UPI
1962-63	Babe McCarthy	22-6	#6 AP; #7 UPI
1990-91	Richard Williams	20-9	#21 AP; #18 UPI
1994-95	Richard Williams	22-8	#18 AP; #12 CNN
1995-96	Richard Williams	26-8	#19 AP; #4 CNN
2001-02	Rick Stansbury	27-8	#17 AP; #21 ESPN
2002-03	Rick Stansbury	21-10	#20 AP
2003-04	Rick Stansbury	26-4	#8 AP; #13 ESPN



MSU ALL-TIME RESULTS

1931-32		5-10	F. 9 +OLE MISS	61-31	W
Coach: Ray G. Dauber			F. 10 at Mississippi College	44-42	W
J. 15 at Tulane	21-18	W	F. 11 at Mississippi College	33-24	W
J. 16 at Tulane	36-26	W	F. 13 +at LSU	31-67	L
J. 18 at LSU	29-28	W	F. 14 +at LSU	39-46	L
J. 19 at LSU	15-40	L	F. 15 +at Tulane	53-31	W
J. 25 LSU	26-30	L	F. 16 +at Tulane	41-40	W
J. 26 LSU	29-33	L	F. 22 +at Alabama	22-30	L
F. 5 at Ole Miss	19-37	L	F. 23 +ALABAMA	45-41	W
F. 6 at Ole Miss	25-31	L	F. 25 +at Ole Miss	33-35	L
F. 12 SEWANEE	25-22	W	F. 26 +at Ole Miss	38-40	L
F. 13 MISSISSIPPI COLLEGE	27-20	W			
F. 17 ALABAMA	25-26	L	1935-36		
F. 19 OLE MISS	25-35	L	Coach: Frank Carideo		
F. 20 OLE MISS	26-38	L	D. 18 OGLETHORPE	57-23	W
F. 22 at Alabama	23-30	L	D. 19 OGLETHORPE	47-26	W
F. 26 Georgia#	26-48	L	J. 10 +FLORIDA	53-31	W
# Southern Conference Tournament - Atlanta, GA			J. 11 +FLORIDA	36-22	W
			J. 13 +LSU	49-38	W
			J. 14 +LSU	30-32	L
			J. 29 +ALABAMA	33-20	W
			F. 7 +OLE MISS	42-48	L
			F. 8 +OLE MISS	39-38	W
			F. 10 +at LSU	37-43	L
			F. 11 +at LSU	40-45	L
			F. 13 +TULANE	45-31	W
			F. 14 +TULANE	45-32	W
			F. 20 +at Ole Miss	51-43	W
			F. 21 +at Ole Miss	41-32	W
			F. 24 +at Alabama	19-54	L
			F. 29 Kentucky*	39-41	L
			* SEC Tournament - Knoxville, TN		
			1936-37		
			Coach: Frank Carideo		
			D. 12 MISSISSIPPI COLLEGE	36-25	W
			D. 14 MILLSAPS COLLEGE	32-16	W
			J. 8 +at Florida	27-25	W
			J. 9 +at Florida	33-16	W
			J. 11 at Duke	33-29	W
			J. 12 at St. Joseph's (Pa.)	28-36	L
			J. 13 at Catholic University	41-28	W
			J. 16 +LSU	53-36	W
			F. 4 LOYOLA (NEW ORLEANS)	59-44	W
			F. 5 LOYOLA (NEW ORLEANS)	37-25	W
			F. 6 MILLSAPS COLLEGE	49-27	W
			F. 9 +OLE MISS	36-40	L
			F. 10 +OLE MISS	43-34	W
			F. 12 +at Tulane	33-23	W
			F. 13 +at Tulane	29-41	L
			F. 15 +at LSU	41-42	L
			F. 16 +at LSU	39-38	W
			F. 17 at Mississippi College	46-42	W
			F. 18 MEXICO CITY YMCA	41-16	W
			F. 19 +ALABAMA	20-32	L
			F. 20 +at Alabama	25-38	L
			F. 22 +at Ole Miss	34-36	L
			F. 23 +at Ole Miss	42-50	L
			F. 26 Georgia Tech*	30-43	L
			* SEC Tournament - Knoxville, TN		
			1937-38		
			Coach: Frank Carideo		
			D. 14 DELTA STATE TEACHERS	51-35	W
			D. 30 at St. Joseph's (Pa.)	23-39	L
			J. 1 at St. Thomas (Pa.)	34-35	L
			J. 4 at Duke	25-23	W
			J. 5 +at Tennessee	35-31	W
			J. 8 +TENNESSEE	34-31	W
			J. 11 +Ole Miss (@ Meridian)	37-49	L
			J. 12 +Ole Miss (@ Jackson)	58-45	W
			J. 31 +at LSU	33-38	L
			F. 1 +at LSU	22-31	L
			F. 4 +OLE MISS	43-41	W
1932-33		6-13; 3-9 SEC			
Coach: Ray G. Dauber					
J. 6 MISSISSIPPI COLLEGE	26-46	L			
J. 7 MISSISSIPPI COLLEGE	43-24	W			
J. 11 +LSU	28-32	L			
J. 12 +LSU	26-49	L			
J. 17 +at LSU	40-45	L			
J. 18 +at LSU	33-37	L			
J. 20 +at Tulane	29-31	L			
J. 21 +at Tulane	40-29	W			
F. 3 at Mississippi College	40-41	L			
F. 4 at Mississippi College	31-40	L			
F. 6 +ALABAMA	36-38	L			
F. 10 +OLE MISS	40-36	W			
F. 11 +OLE MISS	32-25	W			
F. 17 +at Ole Miss	49-50	L			
F. 18 +at Ole Miss	27-41	L			
F. 20 +at Alabama	16-41	L			
F. 25 Alabama*	30-25	W			
F. 27 Vanderbilt*	48-36	W			
F. 28 Kentucky*	27-46	L			
* SEC Tournament - Atlanta, GA					
1933-34		8-11; 4-8 SEC			
Coach: Edwin "Goat" Hale					
J. 9 +LSU	47-46	W			
J. 10 +LSU	23-48	L			
J. 12 at Mississippi College	25-47	L			
J. 13 at Mississippi College	29-27	W			
J. 16 at Southwestern	67-26	W			
J. 17 at Southwestern	64-25	W			
J. 29 +ALABAMA	24-37	L			
F. 2 +OLE MISS	41-25	W			
F. 3 +OLE MISS	22-29	L			
F. 5 +at Tulane	24-33	L			
F. 6 +at Tulane	24-17	W			
F. 8 +at LSU	39-54	L			
F. 9 +at LSU	30-61	L			
F. 13 MISSISSIPPI COLLEGE	34-38	L			
F. 14 MISSISSIPPI COLLEGE	34-28	W			
F. 16 +at Alabama	28-29	L			
F. 19 +at Ole Miss	29-24	W			
F. 20 +at Ole Miss	35-36	L			
F. 24 Alabama*	25-37	L			
* SEC Tournament - Atlanta, GA					
1934-35		12-6; 5-5 SEC			
Coach: Edwin "Goat" Hale					
J. 12 AMORY INDEPENDENTS	58-21	W			
J. 14 SOUTHWESTERN	57-17	W			
J. 15 SOUTHWESTERN	64-29	W			
F. 1 MISSISSIPPI COLLEGE	43-37	W			
F. 2 MISSISSIPPI COLLEGE	26-34	L			
F. 5 DELTA STATE TEACHERS	48-29	W			
F. 8 +OLE MISS	55-37	W			

MSU ALL-TIME RESULTS



F. 5	+OLE MISS	44-45	L	F. 10	+at Tulane	42-35	W
F. 11	+TULANE	41-36	W	F. 18	+at Ole Miss	40-41	L
F. 12	+TULANE	34-36	L	F. 19	+OLE MISS	33-20	W
F. 14	+LSU	44-66	L	F. 21	+at Alabama	28-32	L
F. 15	+LSU	63-46	W	F. 27	Tennessee*	29-35	L
F. 18	+at Ole Miss	38-70	L	* SEC Tournament - Louisville, KY			
F. 19	+at Ole Miss	45-59	L	1941-42 13-7; 9-6 SEC			
F. 22	+at Alabama	35-37	L	Coach: Stanfield "Dick" Hitt			
F. 26	+ALABAMA	44-37	W	D. 15	HOWARD COLLEGE	29-26	W
M. 3	Tennessee*	34-41	L	D. 16	HOWARD COLLEGE	36-32	W
* SEC Tournament - Baton Rouge, LA				D. 18	+AUBURN	29-39	L
1938-39 8-12; 5-10 SEC				J. 8	SPRING HILL	47-31	W
Coach: Frank Carideo				J. 10	+LSU	43-41	W
D. 13	HOWARD COLLEGE	31-29	W	J. 12	+TULANE	28-25	W
D. 14	HOWARD COLLEGE	40-43	L	J. 21	MISSISSIPPI COLLEGE	43-25	W
J. 6	+Ole Miss (@ Meridian)	39-40	L	J. 23	+at Tulane	32-31	W
J. 7	+Ole Miss (@ Jackson)	37-33	W	J. 24	+at LSU	40-51	L
J. 11	SOUTHWESTERN	30-28	W	F. 2	+OLE MISS	31-33	L
J. 12	SOUTHWESTERN	38-28	W	F. 4	+at Ole Miss	52-37	W
J. 14	+TENNESSEE	24-23	W	F. 6	+VANDERBILT	38-41	L
J. 30	+LSU	32-48	L	F. 13	+at Alabama	27-37	L
J. 31	+LSU	31-29	W	F. 14	+at Auburn	41-40	W
F. 3	+at LSU	45-47	L	F. 16	+at Florida	47-48	L
F. 4	+at LSU	33-54	L	F. 17	+at Florida	48-31	W
F. 9	+at Ole Miss	43-44	L	F. 19	+ALABAMA	33-32	W
F. 10	+at Ole Miss	30-33	L	F. 21	+OLE MISS	37-30	W
F. 13	+at Kentucky	28-39	L	F. 23	+at Ole Miss	42-34	W
F. 14	+at Tennessee	30-42	L	F. 27	Tennessee*	40-50	L
F. 20	+ALABAMA	26-38	L	* SEC Tournament - Louisville, KY			
F. 23	+OLE MISS	39-36	W	1942-43 14-8; 13-7 SEC			
F. 24	+OLE MISS	51-27	W	Coach: Stanfield "Dick" Hitt			
F. 27	+at Alabama	36-49	L	D. 11	+AUBURN	41-35	W
M. 1	Vanderbilt*	40-73	L	D. 12	+AUBURN	36-26	W
* SEC Tournament - Knoxville, TN				D. 14	+FLORIDA	43-36	W
1939-40 9-6; 4-5 SEC				D. 15	+FLORIDA	33-29	W
Coach: Stanfield "Dick" Hitt				D. 17	+at Auburn	38-37	W
J. 5	HOWARD COLLEGE	45-36	W	D. 18	+at Auburn	44-40	W
J. 6	HOWARD COLLEGE	38-32	W	J. 8	+TENNESSEE	33-35	L
J. 13	+LSU	49-37	W	J. 9	+LSU	48-40	W
J. 27	at Millsaps College	38-28	W	J. 12	+TULANE	37-29	W
J. 29	+at LSU	42-55	L	J. 20	+at LSU	40-61	L
J. 30	at Mississippi College	58-47	W	J. 21	+at Tulane	43-58	L
F. 1	MISSISSIPPI COLLEGE	73-53	W	J. 30	+VANDERBILT	45-40	W
F. 5	+Ole Miss (@ Vicksburg)	50-46	W	F. 6	+at Tennessee	36-42	L
F. 6	+Ole Miss	47-35	W	F. 8	+at Vanderbilt	35-45	L
F. 10	+TULANE	54-38	W	F. 12	+at Ole Miss	51-52	L
F. 11	+at Kentucky	37-45	L	F. 13	+at Ole Miss	54-43	W
F. 17	+at Ole Miss	51-64	L	F. 16	+ALABAMA	49-41	W
F. 20	+at Alabama	26-34	L	F. 19	+OLE MISS	51-39	W
F. 23	+ALABAMA	33-34	L	F. 20	+OLE MISS	46-45	W
F. 28	Vanderbilt*	36-46	L	F. 22	+at Alabama	37-47	L
* SEC Tournament - Knoxville, TN				F. 27	Georgia Tech*	48-41	W
1940-41 12-10; 6-6 SEC				F. 27	Kentucky*	43-52	L
Coach: Stanfield "Dick" Hitt				* SEC Tournament - Louisville, KY			
D. 11	MISSISSIPPI COLLEGE	38-34	W	1943-44 No Team (World War II)			
D. 13	HOWARD COLLEGE	29-28	W	1944-45 5-13; 2-9 SEC			
D. 14	HOWARD COLLEGE	26-29	L	Coach: Stanfield "Dick" Hitt			
D. 16	SOUTHWESTERN	42-40	W	J. 9	MISSISSIPPI COLLEGE	32-30	W
D. 20	+FLORIDA	30-53	L	J. 10	MISSISSIPPI COLLEGE	19-30	L
J. 7	+at Ole Miss	30-35	L	J. 12	+TENNESSEE	26-41	L
J. 8	+OLE MISS	30-23	W	J. 15	+LSU	47-39	W
J. 11	+LSU	35-26	W	J. 16	+TULANE	35-42	L
J. 20	at Southwestern	51-33	W	J. 25	COLUMBUS AFB	55-28	W
J. 21	at Murray State	36-56	L	J. 26	at Mississippi College	32-46	L
J. 22	at Western Kentucky	47-63	L	J. 27	at Mississippi College	34-45	L
J. 24	+at Tennessee	28-37	L	J. 29	+at LSU	27-62	L
J. 25	at Howard College	48-37	W	F. 1	COLUMBUS AFB	38-28	W
J. 30	+ALABAMA	31-30	W	F. 3	+at Tennessee	27-44	L
F. 5	+at Auburn	48-44	W	F. 5	+at Alabama	36-45	L
F. 7	Miss. College (@ Vicksburg)	63-45	W	F. 9	+OLE MISS	44-37	W
F. 8	+at LSU	37-39	L				



MSU ALL-TIME RESULTS

F. 10	+OLE MISS	24-61	L	• 1948-49	4-13; 3-12 SEC
F. 15	+at Ole Miss	36-41	L	• Coach: Paul Gregory	
F. 16	+at Ole Miss	32-45	L	• D. 10 OUACHITA BAPTIST	61-45 W
F. 24	+ALABAMA	38-57	L	• D. 11 +at Auburn	54-53 W
M. 1	Georgia Tech*	33-60	L	• D. 13 +at Georgia	40-70 L
* SEC Tournament - Knoxville, TN				• D. 17 +at Ole Miss	61-69 L
1945-46				• J. 8 +at Tulane	47-69 L
5-14; 3-13 SEC				• J. 10 +at LSU	40-64 L
Coach: Stanfield "Dick" Hitt				• J. 17 +VANDERBILT	29-35 L
D. 10	+at Auburn	47-55	L	• J. 18 +AUBURN	47-43 W
D. 11	+at Auburn	26-37	L	• J. 28 +LSU	48-42 W
J. 11	+LSU	30-54	L	• F. 4 +TULANE	50-64 L
J. 16	+TENNESSEE	27-52	L	• F. 8 +at Alabama	45-50 L
J. 18	+TULANE	50-66	L	• F. 12 +at Tennessee	58-63 L
F. 4	at Columbus AFB	47-41	W	• F. 14 +at Vanderbilt	43-90 L
F. 5	at Columbus AFB	62-40	W	• F. 18 +FLORIDA	37-40 L
F. 6	+ALABAMA	29-34	L	• F. 22 +ALABAMA	31-43 L
F. 8	+at LSU	31-73	L	• F. 25 +OLE MISS	51-52 L
F. 9	+at Tulane	52-58	L	• M. 3 Tennessee*	46-73 L
F. 11	+at Tennessee	31-38	L	* SEC Tournament - Louisville, KY	
F. 12	+at Ole Miss	44-58	L	1949-50	
F. 13	+at Ole Miss	40-45	L	7-11; 6-10 SEC	
F. 15	+AUBURN	30-40	L	Coach: Paul Gregory	
F. 16	+AUBURN	39-31	W	• D. 3 +FLORIDA	45-63 L
F. 19	+OLE MISS	50-43	W	• D. 9 +GEORGIA	51-40 W
F. 20	+OLE MISS	54-34	W	• D. 17 +ALABAMA	47-44 W
F. 23	+at Alabama	40-48	L	• J. 4 +Kentucky (@ Owensboro)	55-87 L
F. 28	Georgia*	44-45	L	• J. 7 +AUBURN	64-65 L
* SEC Tournament - Knoxville, TN				• J. 14 +VANDERBILT	50-62 L
1946-47				• J. 18 +OLE MISS	64-60 W
10-11; 4-9 SEC				• J. 23 +TENNESSEE	65-56 W
Coach: Stanfield "Dick" Hitt				• J. 30 +LSU	48-41 W
D. 6	+TULANE	32-44	L	• F. 1 +at Auburn	60-65 L
D. 7	HOWARD COLLEGE	55-32	W	• F. 4 +TULANE	55-53 W
D. 13	+FLORIDA	55-24	W	• F. 8 +at Alabama	38-58 L
D. 14	+AUBURN	61-35	W	• F. 13 +at Vanderbilt	50-85 L
D. 16	MISSISSIPPI COLLEGE	58-34	W	• F. 17 +at LSU	58-68 L
D. 18	at Howard College	39-41	L	• F. 18 +at Tulane	53-73 L
J. 10	+TENNESSEE	34-35	L	• F. 23 +at Ole Miss	45-62 L
J. 11	+LSU	57-61	L	• M. 2 Tulane*	56-47 W
J. 15	+OLE MISS	53-31	W	• M. 3 Kentucky*	46-56 L
J. 18	CHATTANOOGA	52-31	W	* SEC Tournament - Louisville, KY	
J. 30	+at Alabama	42-56	L	1950-51	
J. 31	at Chattanooga	58-52	W	3-16; 2-12 SEC	
F. 1	+at Tennessee	36-65	L	Coach: Paul Gregory	
F. 3	+at Vanderbilt	44-64	L	• D. 8 at Arkansas State	61-67 L
F. 7	at Memphis State	51-38	W	• D. 9 at St. Louis University	46-63 L
F. 13	+at Tulane	52-57	L	• D. 11 at Louisville	53-87 L
F. 14	+at LSU	49-64	L	• D. 15 +LSU	94-69 W
F. 15	at Mississippi College	82-48	W	• D. 16 +TULANE	52-74 L
F. 18	+at Ole Miss	49-59	L	• J. 5 +at Tulane	64-71 L
F. 22	+ALABAMA	37-34	W	• J. 6 +at LSU	61-76 L
F. 27	Georgia Tech*	52-65	L	• J. 8 MISSISSIPPI COLLEGE	103-52 W
* SEC Tournament - Louisville, KY				• J. 15 +VANDERBILT	60-63 L
1947-48				• J. 17 +OLE MISS	71-67 W
6-12; 6-10 SEC				• J. 26 +GEORGIA TECH	46-55 L
Coach: Paul Gregory				• F. 2 +KENTUCKY	60-80 L
D. 5	+VANDERBILT	51-45	W	• F. 5 +at Alabama	69-75 L
D. 6	+at Auburn	49-35	W	• F. 12 +TENNESSEE	75-76 L
D. 8	+at Florida	47-53	L	• F. 17 +at Georgia	49-57 L
J. 10	+at Vanderbilt	48-51	L	• F. 19 +at Florida	64-68 L
J. 12	+at Tennessee	57-64	L	• F. 24 +at Auburn	85-92 L
J. 23	LOUISIANA TECH	43-53	L	• F. 27 +at Ole Miss	60-95 L
J. 24	+TULANE	33-53	L	• M. 1 Kentucky*	70-92 L
J. 30	+ALABAMA	32-31	W	* SEC Tournament - Louisville, KY	
J. 31	+LSU	53-49	W	1951-52	
F. 2	+TENNESSEE	46-47	L	12-11; 4-10 SEC	
F. 6	+OLE MISS	47-43	W	Coach: Paul Gregory	
F. 7	+OLE MISS	45-42	W	• D. 4 SEWANEE	71-46 W
F. 13	+at LSU	40-65	L	• D. 6 at Memphis State	60-58 W
F. 14	+at Tulane	47-70	L	• D. 8 ARKANSAS STATE	67-43 W
F. 19	+at Alabama	47-55	L	• D. 10 FLORIDA STATE	75-47 W
F. 27	+at Ole Miss	37-59	L	• D. 12 +LSU	59-54 W
F. 28	+at Ole Miss	46-63	L	• D. 13 +TULANE	68-60 W
M. 4	Tennessee*	52-73	L	* SEC Tournament - Louisville, KY	
* SEC Tournament - Louisville, KY					

MSU ALL-TIME RESULTS



D. 15	ARKANSAS	79-39	W	J. 8	+at Auburn	58-79	L
D. 17	at Arkansas State	64-63	W	J. 10	+at Alabama	73-99	L
J. 5	+GEORGIA	83-55	W	J. 15	+VANDERBILT	52-72	L
J. 9	+at Ole Miss	62-77	L	J. 17	+GEORGIA TECH	71-90	L
J. 12	+at Tulane	58-71	L	J. 19	FLORIDA STATE	76-91	L
J. 14	+at LSU	78-103	L	J. 29	+LSU	63-67	L
J. 18	+AUBURN	61-68	L	J. 31	+TULANE	60-69	L
J. 30	+at Georgia Tech	64-66	L	F. 4	at Memphis State	68-94	L
J. 31	at Birmingham-Southern	107-72	W	F. 7	+KENTUCKY	56-61	L
F. 6	+FLORIDA	72-58	W	F. 10	+OLE MISS	58-66	L
F. 9	+at Vanderbilt	61-86	L	F. 12	+TENNESSEE	67-93	L
F. 11	+at Kentucky	66-110	L	F. 19	+at Florida	66-77	L
F. 16	+ALABAMA	61-63	L	F. 21	at Florida State	86-102	L
F. 22	at Sewanee	73-67	W	F. 26	+at LSU	84-80	W
F. 23	+at Tennessee	69-78	L	F. 28	+at Tulane	59-78	L
F. 26	+OLE MISS	61-73	L	M. 5	+at Ole Miss	60-56	W
F. 28	LSU*	44-77	L				

* SEC Tournament - Louisville, KY

1952-53 9-10; 5-8 SEC

Coach: Paul Gregory			
D. 1	SEWANEE	60-53	W
D. 6	BIRMINGHAM-SOUTHERN	70-45	W
D. 13	at Arkansas	71-102	L
D. 19	+at Florida	75-79	L
D. 20	at Florida State	52-82	L
J. 5	+TENNESSEE	65-63	W
J. 10	+LSU	55-75	L
J. 12	+TULANE	67-61	W
J. 17	+OLE MISS	73-60	W
J. 28	HOWARD COLLEGE	81-56	W
J. 31	+at Auburn	60-82	L
F. 2	+at Alabama	58-70	L
F. 9	+GEORGIA TECH	66-62	W
F. 14	+VANDERBILT	82-75	W
F. 20	at Howard College	91-87	W
F. 21	+at Georgia	63-75	L
F. 27	+at LSU	47-82	L
F. 28	+at Tulane	52-69	L
M. 7	+at Ole Miss	46-62	L

1953-54 11-10; 5-9 SEC

Coach: Paul Gregory			
D. 4	FLORIDA STATE	87-75	W
D. 8	HOWARD COLLEGE	87-60	W
D. 16	at Arkansas State	79-74	W
J. 2	Auburn (@ Birmingham)	75-76	L
J. 9	+AUBURN	79-74	W
J. 11	+ALABAMA	52-69	W
J. 14	+at Georgia Tech	75-74	L
J. 16	+at Vanderbilt	69-79	L
J. 27	at Howard College	72-67	W
J. 30	+at LSU	54-65	L
F. 1	+at Tulane	56-79	L
F. 6	+at Ole Miss	53-63	L
F. 10	ARKANSAS STATE	74-71	W
F. 13	+at Tennessee	81-97	L
F. 15	+at Kentucky	49-81	L
F. 16	at Sewanee	65-61	W
F. 20	+FLORIDA	70-66	W
F. 22	+GEORGIA	75-60	W
F. 27	+LSU	57-61	L
M. 1	+TULANE	53-59	L
M. 6	+OLE MISS	65-59	W

1954-55 6-17; 2-12 SEC

Coach: Paul Gregory			
D. 6	at Washington (St. Louis)	44-66	L
D. 7	at Southern Illinois	72-69	W
D. 8	at Louisville	64-113	L
D. 11	HOWARD COLLEGE	78-55	W
D. 13	SEWANEE	77-74	W
D. 17	at Howard College	82-79	W
J. 7	+at Georgia	75-90	L

1955-56 12-12; 6-8 SEC

Coach: Babe McCarthy			
D. 2	HOWARD COLLEGE	108-65	W
D. 12	SOUTHWESTERN	76-63	W
D. 14	at Arkansas State	61-76	L
D. 19	Wake Forest#	68-95	L
D. 20	Davidson#	89-82	W
D. 21	Florida State#	79-71	OT W
J. 7	+AUBURN	68-81	L
J. 9	+ALABAMA	75-87	L
J. 14	+at Georgia Tech	59-87	L
J. 16	+at Vanderbilt	49-69	L
J. 17	at Sewanee	72-76	L
J. 21	ARKANSAS STATE	86-78	W
J. 27	at Memphis State	73-105	L
J. 30	+at Ole Miss	100-79	W
F. 1	TAMPA	89-64	W
F. 4	+at LSU	87-78	W
F. 6	+at Tulane	72-110	L
F. 11	+at Tennessee	75-58	W
F. 13	+at Kentucky	65-86	L
F. 18	+FLORIDA	84-74	W
F. 20	+GEORGIA	83-71	W
F. 25	+LSU	71-79	L
F. 27	+TULANE	78-83	L
M. 1	+OLE MISS	82-74	W

Carousel Classic - Charlotte, NC

1956-57 17-8; 9-5 SEC

Coach: Babe McCarthy			
N. 30	UNION	87-64	W
D. 3	HOWARD COLLEGE	106-70	W
D. 5	MEMPHIS STATE	78-89	L
D. 8	at Mississippi College	99-80	W
D. 10	at Southwestern	83-56	W
D. 15	MISSISSIPPI COLLEGE	83-67	W
D. 17	ARK. STATE TEACHERS COL	102-80	W
D. 28	Denver#	69-65	W
D. 31	at Murray State	80-91	L
J. 5	+at Auburn	66-86	L
J. 7	+at Alabama	78-83	L
J. 12	+GEORGIA TECH	77-80	L
J. 14	+VANDERBILT	63-62	W
J. 19	+OLE MISS	82-72	W
J. 26	at Memphis State	83-86	L
F. 1	+LSU	81-72	W
F. 2	+TULANE	85-72	W
F. 9	+TENNESSEE	97-90	W
F. 11	+KENTUCKY	89-81	W
F. 15	at Tampa	113-87	W
F. 16	+at Florida	80-89	L
F. 18	+at Georgia	86-73	W
F. 22	+at LSU	94-76	W
F. 23	+at Tulane	79-81	L
F. 28	+at Ole Miss	81-73	W

Evansville Holiday Tournament - Evansville, IN



MSU ALL-TIME RESULTS

1957-58		20-5; 9-5 SEC			
Coach: Babe McCarthy					
D. 2	at Union	80-56	W	J. 11	+at Vanderbilt
D. 5	HOWARD COLLEGE	114-57	W	J. 16	+at Ole Miss
D. 7	SOUTHWESTERN	97-75	W	J. 23	LOYOLA (NEW ORLEANS)
D. 11	at Memphis State	56-54	W	J. 30	+at LSU
D. 13	Miami, Fla.#	66-63	W	F. 1	+at Tulane
D. 14	Auburn#	52-37	W	F. 6	+at Tennessee
D. 19	MURRAY STATE	86-69	W	F. 8	+at Kentucky
D. 27	OLE MISS@	66-53	W	F. 9	at Morehead State
D. 28	MOREHEAD STATE@	46-41	W	F. 13	+GEORGIA
J. 4	+AUBURN	70-42	W	F. 15	+FLORIDA
J. 6	+ALABAMA	46-42	W	F. 20	+LSU
J. 11	+at Georgia Tech	61-78	L	F. 22	+TULANE
J. 13	+at Vanderbilt	62-74	L	F. 27	+OLE MISS
J. 18	+at Ole Miss	62-67	L	# Murray State Invitational - Murray, KY	
J. 25	at Murray State	75-57	W	@ Sugar Bowl Tournament - New Orleans, LA	
J. 27	SOUTHEASTERN LOUISIANA	75-61	W	1960-61	
F. 1	+at LSU	71-54	W	19-6; 11-3 SEC	
F. 3	+at Tulane	71-63	W	Coach: Babe McCarthy	
F. 8	+at Tennessee	83-104	L	SEC CHAMPIONS	
F. 10	+at Kentucky	62-72	L	D. 3	SOUTHEASTERN LOUISIANA
F. 15	+FLORIDA	90-78	W	D. 5	UNION
F. 17	+GEORGIA	92-77	W	D. 8	at Louisiana Tech
F. 22	+LSU	95-72	W	D. 10	Louisiana College (@ Jackson)
F. 24	+TULANE	74-62	W	D. 13	SPRING HILL
F. 27	+OLE MISS	91-60	W	D. 17	MURRAY STATE
# Birmingham Classic - Birmingham, AL					
@ MSU Holiday Tournament - Starkville, MS					
1958-59					
		24-1; 13-1 SEC			
Coach: Babe McCarthy					
SEC CHAMPIONS					
D. 1	SOUTHEASTERN LOUISIANA	94-72	W	D. 3	SOUTHEASTERN LOUISIANA
D. 4	UNION	121-78	W	D. 5	UNION
D. 6	at Southwestern	91-46	W	D. 8	at Louisiana Tech
D. 8	at Arkansas State	72-57	W	D. 10	Louisiana College (@ Jackson)
D. 13	at Murray State	63-62	W	D. 13	SPRING HILL
D. 15	ARKANSAS STATE	98-71	W	D. 17	MURRAY STATE
D. 19	MOREHEAD STATE	87-63	W	D. 19	at Loyola (New Orleans)
D. 29	Maryland#	56-45	W	D. 29	at Rice
D. 30	Memphis State#	73-55	W	D. 30	Texas (@ Houston)
J. 3	+at Auburn	66-97	L	J. 3	DELTA STATE
J. 5	+at Alabama	81-64	W	J. 7	+at Auburn
J. 10	+GEORGIA TECH	75-67	W	J. 10	+at Alabama
J. 12	+VANDERBILT	83-65	W	J. 14	+VANDERBILT
J. 17	+OLE MISS	87-58	W	J. 16	+GEORGIA TECH
J. 24	MURRAY STATE	63-48	W	J. 21	+OLE MISS
J. 29	at Memphis State	53-52	W	J. 28	at Delta State
J. 31	+LSU	78-71	W	F. 4	+LSU
F. 2	+TULANE	55-46	W	F. 6	+TULANE
F. 7	+TENNESSEE	52-45	W	F. 11	+TENNESSEE
F. 9	+KENTUCKY	66-58	W	F. 13	+KENTUCKY
F. 14	+at Florida	105-68	W	F. 18	+at Florida
F. 16	+at Georgia	76-56	W	F. 20	+at Georgia
F. 21	+at LSU	75-67	W	F. 25	+at LSU
F. 23	+at Tulane	65-51	W	F. 27	+at Tulane
F. 28	+at Ole Miss	23-16	W	M. 4	+at Ole Miss
# Sugar Bowl Tournament - New Orleans, LA					
1959-60					
		12-13; 5-9 SEC			
Coach: Babe McCarthy					
D. 2	TROY STATE	66-50	W	1961-62	
D. 5	SOUTHEASTERN LOUISIANA	83-65	W	24-1; 13-1 SEC	
D. 7	UNION	88-68	W	Coach: Babe McCarthy	
D. 9	Louisiana Tech (@ Jackson)	62-71	L	SEC Co-CHAMPIONS	
D. 12	LOUISIANA COLLEGE	90-61	W	D. 2	SOUTHEASTERN LOUISIANA
D. 18	Baylor#	70-61	W	D. 4	SOUTHWESTERN LOUISIANA
D. 19	Memphis State#	62-79	L	D. 6	LOUISIANA TECH
D. 29	Western Kentucky@	50-61	L	D. 9	DELTA STATE
D. 30	Virginia Tech@	61-82	L	D. 11	LOUISIANA COLLEGE
J. 2	+AUBURN	48-64	L	D. 15	at Murray State
J. 4	+ALABAMA	85-56	W	D. 19	at Memphis State
J. 9	+at Georgia Tech	60-82	L	D. 29	Maryland#
# Sugar Bowl Tournament - New Orleans, LA					

MSU ALL-TIME RESULTS



1962-63		22-6; 12-2 SEC					
Coach: Babe McCarthy							
SEC CHAMPIONS							
D. 4	ARKANSAS A&M	90-55	W	D. 30	Delta State@	82-63	W
D. 6	at Louisiana Tech	80-61	W	J. 2	+AUBURN	70-71	L
D. 8	at Northeast Louisiana	79-56	W	J. 4	+ALABAMA	96-68	W
D. 10	LOUISIANA COLLEGE	83-59	W	J. 9	+VANDERBILT	70-94	L
D. 15	Memphis State (@ Jackson)	77-66	W	J. 11	+at Alabama	83-95	L
D. 17	at Virginia Tech	65-82	L	J. 14	+FLORIDA	59-74	L
D. 19	CHRISTIAN BROTHERS	106-71	W	J. 16	+GEORGIA	79-74	W
D. 28	Houston#	OT 76-79	L	J. 23	+OLE MISS	101-72	W
D. 29	Xavier (Ohio)#	75-66	W	J. 25	at Georgia Tech	73-75	L
J. 1	DELTA STATE	106-77	W	J. 28	Arkansas (@ Jackson)	69-84	L
J. 5	+at Auburn	62-53	W	J. 30	+LSU	76-74	W
J. 7	+at Alabama	OT 72-77	L	F. 1	+TULANE	70-73	L
J. 12	+VANDERBILT	58-55	W	F. 6	+at Tennessee	57-77	L
J. 14	+GEORGIA TECH	81-69	W	F. 8	+at Kentucky	56-74	L
J. 19	+OLE MISS	78-64	W	F. 13	+at Florida	51-68	L
J. 26	at Memphis State	65-71	L	F. 15	+at Georgia	62-82	L
J. 28	Southern Mississippi (@ Jackson)	62-52	W	F. 20	+at LSU	75-94	L
F. 2	+LSU	73-66	W	F. 22	+at Tulane	91-72	W
F. 4	+TULANE	91-73	W	F. 27	+at Ole Miss	OT 78-77	W
F. 9	+TENNESSEE	63-59	W	# Virginia Tech Invitational - Blacksburg, VA			
F. 11	+KENTUCKY	56-52	W	@ Magnolia Invitational - Jackson, MS			
F. 16	+at Florida	52-73	L	1965-66 14-11; 10-6 SEC			
F. 18	+at Georgia	86-75	W	Coach: Joe Dan Gold			
F. 23	+at LSU	99-64	W	D. 2	NORTHEAST LOUISIANA	OT 72-78	L
F. 25	+at Tulane	78-67	W	D. 4	at Virginia Tech	59-79	L
M. 2	+at Ole Miss	75-72	W	D. 11	LOUISIANA TECH	82-70	W
M. 15	Loyola (Chicago)\$	51-61	L	D. 13	SOUTHWESTERN LOUISIANA	88-73	W
M. 16	Bowling Green\$	65-60	W	D. 18	LOUISIANA COLLEGE	92-77	W
# Sugar Bowl Tournament - New Orleans, LA				D. 28	Princeton#	67-69	L
\$ NCAA Midwest Regional - East Lansing, MI				D. 29	Davidson#	60-72	L
				J. 3	+at Auburn	83-72	W
				J. 6	STETSON	87-76	W
				J. 8	+at Tulane	71-81	L
				J. 10	+at LSU	74-71	W
				J. 15	+TENNESSEE	2OT 75-74	W
				J. 25	+ALABAMA	63-71	L
				J. 27	Arkansas (@ Little Rock)	61-69	L
				J. 29	+FLORIDA	76-68	W
				J. 31	+GEORGIA	58-54	W
				F. 5	+LSU	66-61	W
				F. 7	+TULANE	65-63	W
				F. 12	+at Georgia	71-83	L
				F. 14	+at Florida	74-78	L
				F. 16	+at Ole Miss	90-74	W
				F. 19	+KENTUCKY	69-73	L
				F. 26	+at Alabama	76-77	L
				M. 2	+OLE MISS	96-76	W
				M. 5	+at Vanderbilt	92-90	W
				# Charlotte Invitational - Charlotte, NC			
				1966-67 14-11; 8-10 SEC			
				Coach: Joe Dan Gold			
				D. 1	at Northeast Louisiana	81-70	W
				D. 7	Texas A&M#	62-49	W
				D. 8	at Southern Mississippi#	72-63	W
				D. 10	at Louisiana Tech	90-73	W
				D. 12	SAMFORD	96-65	W
				D. 17	+LSU	98-84	W
				D. 19	+ALABAMA	63-59	W
				D. 31	+at Georgia	93-71	W
				J. 2	+at Florida	54-63	L
				J. 7	+GEORGIA	92-63	W
				J. 9	+AUBURN	OT 59-54	W
				J. 12	at Delta State	68-65	W
				J. 23	+at Alabama	74-91	L
				J. 28	+at Vanderbilt	64-79	L
				J. 30	+at Tennessee	45-67	L
				F. 1	+OLE MISS	70-71	L
				F. 7	at Memphis State	53-61	L
				F. 11	+at Kentucky	OT 77-72	W
				F. 13	+at Auburn	57-68	L
				F. 18	+KENTUCKY	74-103	L
				F. 20	+at LSU	66-64	W
1964-65		10-16; 6-10 SEC					
Coach: Babe McCarthy							
D. 1	NORTHEAST LOUISIANA	72-71	W				
D. 4	SOUTHWESTERN LOUISIANA	74-73	W				
D. 9	GEORGIA TECH	65-83	L				
D. 12	at Louisiana Tech	82-78	W				
D. 18	North Carolina#	80-84	L				
D. 19	at Virginia Tech#	75-104	L				
D. 29	Mississippi College@	57-72	L				
# Bluebonnet Tournament - Houston, TX							
@ All-American Tournament - Owensboro, KY							



MSU ALL-TIME RESULTS

F. 25	+FLORIDA	54-59	L	•	1969-70	6-18; 3-15 SEC
F. 27	+VANDERBILT	74-71	W	•	Coach: Joe Dan Gold	
M. 4	+at Ole Miss	57-58	L	•	D. 1 SOUTH ALABAMA	93-71 W
M. 6	+TENNESSEE	3OT 76-78	L	•	D. 4 at Louisiana College	71-77 L
# USM Invitational - Hattiesburg, MS				•	D. 6 at Louisiana Tech	71-78 L
				•	D. 10 at Memphis State#	74-83 L

1967-68				9-17; 5-13 SEC		
Coach: Joe Dan Gold						
D. 5	at Wichita State	67-97	L	•	D. 11 Arkansas#	OT 76-74 W
D. 7	at Samford	63-66	L	•	D. 13 +VANDERBILT	79-93 L
D. 11	MEMPHIS STATE	71-66	W	•	D. 15 +at Auburn	66-94 L
D. 13	Montana State#	73-81	L	•	D. 18 DELTA STATE	86-64 W
D. 14	George Washington#	70-55	W	•	J. 3 +at Tennessee	56-58 L
D. 18	+at Alabama	69-80	L	•	J. 5 +at Kentucky	76-111 L
D. 22	+at LSU	87-111	L	•	J. 9 +OLE MISS	57-58 L
D. 27	Washington@	80-82	L	•	J. 24 +FLORIDA	79-77 W
D. 28	Florida@	66-65	W	•	J. 26 +GEORGIA	76-79 L
J. 1	+FLORIDA	56-55	W	•	J. 31 +at Alabama	75-95 L
J. 6	+at Georgia	69-72	L	•	F. 2 +at LSU	91-109 L
J. 8	+at Auburn	66-62	W	•	F. 7 +TENNESSEE	60-72 L
J. 11	DELTA STATE	80-64	W	•	F. 9 +KENTUCKY	57-86 L
J. 17	+GEORGIA	77-81	L	•	F. 11 +AUBURN	OT 69-71 L
J. 22	+ALABAMA	72-69	W	•	F. 13 +at Ole Miss	55-57 L
J. 27	+VANDERBILT	69-90	L	•	F. 21 +at Florida	70-87 L
J. 29	+TENNESSEE	57-65	L	•	F. 23 +at Georgia	86-77 W
J. 31	+at Ole Miss	53-63	L	•	F. 28 +ALABAMA	87-77 W
F. 10	+KENTUCKY	84-92	L	•	M. 2 +LSU	87-97 L
F. 12	+AUBURN	72-74	L	•	M. 7 +at Vanderbilt	72-78 L
F. 17	+at Kentucky	81-107	L	•	# Liberty Bowl Classic - Memphis, TN	
F. 19	+LSU	83-94	L	•		
F. 24	+at Florida	71-67	W	•	1970-71	
F. 26	+at Vanderbilt	73-84	L	•	Coach: Kermit Davis	
M. 2	+OLE MISS	88-79	W	•	D. 1 LOUISIANA COLLEGE	73-54 W
M. 4	+at Tennessee	51-63	L	•	D. 3 at South Alabama	50-38 W
# Bluebonnet Classic - Houston, TX				•	D. 7 SEWANEE	102-73 W
@ Gator Bowl Tournament - Jacksonville, FL				•	D. 9 at Delta State	59-55 W
				•	D. 12 +at Vanderbilt	73-86 L
				•	D. 14 +AUBURN	70-73 L
				•	D. 17 at Arkansas	69-67 W
				•	D. 28 at Furman#	84-74 W
				•	D. 29 Arizona#	75-77 L
				•	J. 2 +TENNESSEE	69-67 W
				•	J. 4 +KENTUCKY	71-79 L
				•	J. 8 +at Ole Miss	74-83 L
				•	J. 14 +at Florida	72-58 W
				•	J. 25 +at Georgia	OT 67-66 W
				•	J. 30 +ALABAMA	OT 71-67 W
				•	F. 1 +at LSU	71-90 L
				•	F. 6 +at Tennessee	65-88 L
				•	F. 8 +at Kentucky	83-102 L
				•	F. 10 +at Auburn	68-92 L
				•	F. 13 +OLE MISS	75-67 W
				•	F. 20 +FLORIDA	70-65 W
				•	F. 22 +GEORGIA	62-57 W
				•	F. 27 +at Alabama	3OT 78-79 L
				•	M. 1 +LSU	78-70 W
				•	M. 6 +VANDERBILT	81-73 W
				•	# Poinsettia Classic - Greenville, SC	

1968-69				8-17; 6-12 SEC		
Coach: Joe Dan Gold						
D. 2	LOUISIANA COLLEGE	79-69	W	•	D. 1	79-69 W
D. 6	LOUISIANA TECH	83-73	W	•	D. 2	83-73 W
D. 9	SAMFORD	59-68	L	•	J. 4	59-68 L
D. 14	+at Vanderbilt	87-102	L	•	J. 8	87-102 L
D. 16	+AUBURN	65-59	W	•	J. 14	65-59 W
D. 20	at Southwestern Louisiana#	70-81	L	•	J. 25	70-81 L
D. 21	Hawaii#	69-74	L	•	J. 30	69-74 L
D. 27	at Detroit@	62-86	L	•	F. 1	62-86 L
D. 28	Miami, Ohio@	56-76	L	•	F. 6	56-76 L
J. 4	+TENNESSEE	58-57	W	•	F. 8	58-57 W
J. 6	+KENTUCKY	72-91	L	•	F. 10	72-91 L
J. 10	+at Ole Miss	60-67	L	•	F. 13	60-67 L
J. 25	+at Florida	64-70	L	•	F. 20	64-70 L
J. 27	+at Georgia	73-71	W	•	F. 22	73-71 W
F. 1	+ALABAMA	68-67	W	•	F. 27	68-67 W
F. 3	+at LSU	71-95	L	•	M. 1	71-95 L
F. 8	+at Tennessee	50-80	L	•	M. 6	50-80 L
F. 10	+at Kentucky	69-91	L	•	# Poinsettia Classic - Greenville, SC	
F. 12	+at Auburn	68-87	L	•		
F. 15	+OLE MISS	64-60	W	•		
F. 22	+FLORIDA	79-96	L	•		
F. 24	+GEORGIA	80-95	L	•		
M. 3	+LSU	89-99	L	•		
M. 5	+at Alabama	67-60	W	•		
M. 8	+VANDERBILT	83-120	L	•		
# Bayou Classic - Lafayette, LA						
@ Motor City Classic - Detroit, MI						




Kermit Davis was the head coach at Mississippi State when Humphrey Coliseum opened its doors in 1975.

MSU ALL-TIME RESULTS



1971-72		13-13; 6-12 SEC					
Coach: Kermit Davis							
D. 1	SOUTH ALABAMA	71-66	W	J. 12	+at Alabama	68-85	L
D. 4	at Sewanee	69-48	W	J. 14	+LSU	89-75	W
D. 6	at UNC Charlotte	87-68	W	J. 19	+at Georgia	76-56	W
D. 9	Southern Mississippi#	77-73	W	J. 21	+AUBURN	81-87	L
D. 10	South Florida#	90-77	W	J. 26	+at Tennessee	61-70	L
D. 13	+at Auburn	75-85	L	J. 28	+at Ole Miss	67-72	L
D. 17	at Marshall@	69-95	L	F. 2	+KENTUCKY	70-82	L
D. 18	Rhode Island@	86-72	W	F. 4	+at Florida	75-78	L
J. 1	+VANDERBILT	76-69	W	F. 9	+VANDERBILT	59-60	L
J. 4	ARKANSAS	78-75	W	F. 11	+ALABAMA	74-76	L
J. 8	+at Tennessee	49-82	L	F. 16	+at LSU	OT 87-84	W
J. 10	+at Kentucky	76-104	L	F. 18	+GEORGIA	84-69	W
J. 15	+OLE MISS	66-68	L	F. 23	+at Auburn	67-60	W
J. 29	+FLORIDA	69-68	W	F. 25	+TENNESSEE	62-58	W
F. 1	+GEORGIA	OT 62-58	W	M. 2	+OLE MISS	OT 75-69	W
F. 5	+at Alabama	71-77	L	M. 4	+at Kentucky	69-108	L
F. 7	+at LSU	60-62	L				
F. 12	+TENNESSEE	61-71	L	1974-75		9-17; 5-13 SEC	
F. 14	+KENTUCKY	55-63	L	Coach: Kermit Davis			
F. 19	+at Ole Miss	64-65	L	N. 30	EVANSVILLE	90-69	W
F. 21	+AUBURN	62-60	W	D. 2	at Samford	91-80	W
F. 26	+at Florida	80-88	L	D. 4	ARKANSAS	72-75	W
F. 28	+at Georgia	82-87	L	D. 6	Connecticut#	89-87	W
M. 2	+LSU	89-71	W	D. 7	at Missouri#	78-102	L
M. 4	+ALABAMA	OT 97-91	W	D. 19	GEORGIA TECH	61-64	L
M. 9	+at Vanderbilt	82-104	L	D. 27	Southern Illinois@	81-75	W
# Alabama Classic - Tuscaloosa, AL				D. 28	at Indiana State@	72-82	L
@ Marshall Invitational - Huntington, WV				J. 4	+at Florida	82-94	L
				J. 6	+VANDERBILT	85-96	L
				J. 11	+ALABAMA	71-86	L
				J. 13	+at LSU	93-84	W
				J. 18	+GEORGIA	65-67	L
				J. 20	+at Auburn	89-98	L
				J. 25	+TENNESSEE	87-97	L
				J. 27	+OLE MISS	100-80	W
				F. 1	+at Kentucky	79-112	L
				F. 3	+FLORIDA	2OT 104-107	L
				F. 8	+at Vanderbilt	72-76	L
				F. 10	+at Alabama	68-83	L
				F. 15	+LSU	79-71	W
				F. 17	+at Georgia	77-71	W
				F. 22	+AUBURN	74-78	L
				F. 24	+at Tennessee	83-109	L
				M. 1	+at Ole Miss	84-78	W
				M. 8	+KENTUCKY	80-118	L
				# Show Me Classic - Columbia, MO			
				@ Indiana Hall of Fame Classic - Terre Haute, IN			
1972-73		11-15; 4-14 SEC					
Coach: Kermit Davis							
D. 1	SAMFORD	86-61	W				
D. 4	TEXAS	80-69	W				
D. 6	at South Alabama	OT 72-67	W				
D. 8	SEWANEE	83-65	W				
D. 28	North Texas State#	66-65	W				
D. 29	East Carolina#	69-64	W				
J. 2	Michigan State@	82-90	L				
J. 3	Hawaii@	97-85	W				
J. 6	+TENNESSEE	67-86	L				
J. 8	+KENTUCKY	81-90	L				
J. 13	+OLE MISS	61-74	L				
J. 15	+at Auburn	77-82	L				
J. 20	+at Vanderbilt	69-75	L				
J. 27	+at Florida	64-66	L				
J. 29	+at Georgia	90-84	W				
F. 3	+at Alabama	86-96	L				
F. 5	+LSU	78-84	L				
F. 10	+at Tennessee	76-93	L				
F. 12	+at Kentucky	OT 87-100	L				
F. 17	+at Ole Miss	64-83	L				
F. 19	+AUBURN	94-87	W				
F. 24	+FLORIDA	81-75	W				
F. 26	+GEORGIA	72-68	W				
M. 1	+at LSU	82-94	L				
M. 3	+ALABAMA	87-92	L				
M. 10	+VANDERBILT	70-74	L				
# Pacemaker Classic - Monroe, LA							
@ Senior Bowl Tournament - Mobile, AL							
1973-74		16-10; 8-10 SEC					
Coach: Kermit Davis							
D. 1	COLLEGE OF CHARLESTON	88-64	W				
D. 3	at Texas	87-82	W				
D. 5	SAMFORD	110-74	W				
D. 18	at Georgia Tech	85-77	W				
D. 22	HOUSTON BAPTIST	85-74	W				
D. 29	CHRISTIAN BROTHERS	73-62	W				
J. 2	SIU-EDWARDSVILLE	86-81	W				
J. 5	+FLORIDA	91-70	W				
J. 7	+at Vanderbilt	69-75	L				
J. 10	SOUTH FLORIDA	86-81	W				

MSU ALL-TIME RESULTS



Featuring future first-round NBA draft picks Wiley Peck (54) and Rickey Brown (3), the 1978-79 team broke a 16-year postseason tournament drought for Mississippi State by participating in the 1979 National Invitation Tournament.

M. 6	+at Vanderbilt	75-76	L	• J. 2	+LSU	OT	84-82	W
M. 8	+at Kentucky	OT 93-94	L	• J. 4	+OLE MISS		73-48	W
# Dayton Invitational - Dayton, OH				• J. 8	+at Alabama		59-76	W
1976-77				• J. 14	+at Georgia		57-44	L
Coach: Kermit Davis				• J. 16	+at Tennessee		70-68	W
N. 27	KENTUCKY WESLEYAN	89-49	W	• J. 21	+KENTUCKY		65-75	L
N. 29	NEW ORLEANS	86-83	W	• J. 23	+VANDERBILT		79-73	W
D. 1	TROY STATE	87-69	W	• J. 28	+at Florida		78-74	W
D. 2	SOUTHERN MISSISSIPPI	96-72	W	• J. 30	+at Auburn		74-85	L
D. 6	at Southwestern Louisiana	78-72	W	• F. 4	+ALABAMA		69-60	W
D. 9	NORTHEAST MISSOURI ST	107-58	W	• F. 11	+GEORGIA		68-45	W
D. 11	TEXAS	OT 91-89	W	• F. 13	+TENNESSEE		62-60	W
D. 28	Wake Forest#	88-83	W	• F. 18	+at Kentucky		56-58	L
D. 29	at Old Dominion#	78-82	L	• F. 20	+at Vanderbilt		55-48	W
J. 3	+at Florida	75-97	L	• F. 25	+FLORIDA		70-51	W
J. 5	+at Auburn	81-79	W	• F. 27	+AUBURN	OT	83-82	W
J. 8	+OLE MISS	85-49	W	• M. 4	+at LSU		68-67	W
J. 12	+LSU	80-77	W	• M. 6	+at Ole Miss		60-61	L
J. 15	+ALABAMA	63-65	L	# Lobo Invitational - Albuquerque, NM				
J. 22	+at Georgia	73-82	L	1978-79				
J. 24	+at Tennessee	59-68	L	Coach: Jim Hatfield				
J. 29	+VANDERBILT	102-77	W	• N. 30	SOUTH ALABAMA		86-78	W
J. 31	+KENTUCKY	85-92	L	• D. 2	AUBURN-MONTGOMERY		90-68	W
F. 5	+at Ole Miss	67-82	L	• D. 4	SOUTHERN MISSISSIPPI		87-78	W
F. 7	+at LSU	66-71	L	• D. 7	at Memphis State		93-64	W
F. 12	+at Alabama	69-73	L	• D. 9	MIDDLE TENNESSEE STATE		85-50	W
F. 19	+GEORGIA	98-69	W	• D. 18	Iowa State (@ Jackson)		80-70	W
F. 21	+TENNESSEE	68-76	L	• D. 28	Oral Roberts#		91-69	W
F. 26	+at Vanderbilt	66-68	L	• D. 29	at Louisville#		80-73	W
F. 28	+at Kentucky	64-77	L	• J. 3	+at Alabama		65-87	L
M. 5	+FLORIDA	72-79	L	• J. 6	+at Georgia		67-69	L
M. 7	+AUBURN	89-75	W	• J. 8	+at Tennessee		72-62	W
# Old Dominion Classic - Norfolk, VA				• J. 11	+OLE MISS	2OT	101-92	W
1977-78				• J. 13	+VANDERBILT		74-68	W
Coach: Ron Greene				• J. 15	+KENTUCKY		63-61	W
N. 26	BISCAYNE	95-78	W	• J. 20	+at Florida		75-77	L
N. 28	Arkansas (@ Little Rock)	61-94	L	• J. 22	+at Auburn		74-72	W
D. 3	at Texas	69-81	L	• J. 27	+ALABAMA		67-68	L
D. 5	NORTHEAST LOUISIANA	78-89	L	• F. 3	+GEORGIA		86-62	W
D. 7	BIRMINGHAM-SOUTHERN	81-55	W	• F. 5	+TENNESSEE	2OT	90-84	W
D. 10	MANSFIELD STATE	74-54	W	• F. 8	+LSU		48-52	L
D. 19	Southern Mississippi (@ Biloxi)	82-79	W	• F. 10	+at Vanderbilt	OT	68-70	L
D. 29	Syracuse#	66-76	L	• F. 12	+at Kentucky		65-80	L
D. 30	Vermont#	79-50	W	• F. 17	+FLORIDA		80-64	W
				• F. 19	+AUBURN		73-66	W

MSU ALL-TIME RESULTS



F. 22	+at Ole Miss	68-64	W	•
F. 24	+at LSU	65-57	W	•
F. 28	Georgia*	72-75	L	•
M. 8	ALCORN STATES	78-80	L	•

Louisville Holiday Classic - Louisville, KY
* SEC Tournament - Birmingham, AL
\$ National Invitation Tournament

1979-80 13-14; 7-11 SEC

Coach: Jim Hatfield

N. 30	Cincinnati#	87-72	W	•
D. 1	Alcorn State#	83-80	W	•
D. 6	+VANDERBILT	OT 110-106	W	•
D. 8	MOREHEAD STATE	84-62	W	•
D. 15	+at Florida	90-72	W	•
D. 18	at Iowa State	84-63	W	•
D. 21	Iowa@	62-81	L	•
D. 22	Pacific@	65-63	W	•
D. 27	Alcorn State%	75-82	L	•
D. 28	Rider%	72-64	W	•
J. 2	+ALABAMA	80-66	W	•
J. 5	+at LSU	58-80	W	•
J. 9	+GEORGIA	88-75	L	•
J. 12	+at Auburn	67-77	L	•
J. 17	+TENNESSEE	61-70	L	•
J. 19	+at Ole Miss	64-75	L	•
J. 23	+KENTUCKY	67-89	L	•
J. 26	+at Vanderbilt	74-92	L	•
J. 30	+at Alabama	68-80	L	•
F. 2	+LSU	63-75	L	•
F. 6	+at Georgia	62-56	W	•
F. 9	+AUBURN	76-72	W	•
F. 13	+at Tennessee	73-85	L	•
F. 16	+OLE MISS	66-73	L	•
F. 20	+at Kentucky	65-71	L	•
F. 23	+FLORIDA	90-73	W	•
F. 28	Alabama*	75-76	L	•

Babe McCarthy Tip-Off Tournament - Biloxi, MS

@ Dayton Invitational - Dayton, OH
% Senior Bowl Tournament - Mobile, AL
* SEC Tournament - Birmingham, AL

1980-81 8-19; 3-15 SEC

Coach: Jim Hatfield

D. 3	VIRGINIA TECH	68-61	W	•
D. 6	+FLORIDA	89-68	W	•
D. 13	TROY STATE	68-52	W	•
D. 15	Southern Mississippi (@ Jackson)	53-68	L	•
D. 17	TENNESSEE-MARTIN	87-62	W	•
D. 19	Southwestern Louisiana#	75-71	W	•
D. 20	at Fresno State#	45-58	L	•
D. 29	Portland@	46-45	W	•
D. 30	at Nevada-Las Vegas@	67-75	L	•
J. 3	+at Vanderbilt	61-79	L	•
J. 7	+ALABAMA	69-80	L	•
J. 10	+LSU	69-81	L	•
J. 14	+at Georgia	64-66	L	•
J. 17	+AUBURN	69-61	W	•
J. 21	+at Tennessee	57-81	L	•
J. 24	+OLE MISS	OT 52-59	L	•
J. 28	+at Kentucky	64-71	L	•
J. 31	+VANDERBILT	69-68	W	•
F. 4	+at Alabama	79-91	L	•
F. 7	+at LSU	89-94	L	•
F. 11	+GEORGIA	OT 65-68	L	•
F. 14	+at Auburn	55-66	L	•
F. 18	+TENNESSEE	70-73	L	•
F. 21	+at Ole Miss	61-72	L	•
F. 25	+KENTUCKY	74-78	L	•
F. 28	+at Florida	71-81	L	•
M. 4	Vanderbilt*	58-71	L	•

Sun Met Classic - Fresno, CA

@ Holiday Classic - Las Vegas, NV

* SEC Tournament - Birmingham, AL



A school-record three Mississippi State players were chosen in the 1983 NBA Draft, as (L-R) Terry Lewis, Kalpatrick Wells and Jeff Malone all went in the first four rounds.

1981-82 8-19; 3-15 SEC

Coach: Bob Boyd

N. 27	AUBURN-MONTGOMERY	68-43	W	•
N. 29	+at Florida	62-70	L	•
D. 1	BIRMINGHAM-SOUTHERN	71-46	W	•
D. 5	UT-CHATTANOOGA	69-57	W	•
D. 7	MEMPHIS STATE	OT 48-47	W	•
D. 12	TENNESSEE-MARTIN	41-65	L	•
D. 18	at Houston#	49-96	L	•
D. 19	Clemson#	32-59	L	•
D. 22	at Virginia Tech	53-75	L	•
J. 2	+VANDERBILT	53-66	L	•
J. 6	+ALABAMA	53-71	L	•
J. 9	+at LSU	56-78	L	•
J. 13	+GEORGIA	20-26	L	•
J. 16	+at Auburn	49-62	L	•
J. 20	+TENNESSEE	44-54	L	•
J. 23	+at Ole Miss	30-54	L	•
J. 27	+KENTUCKY	56-51	W	•
J. 30	+at Vanderbilt	33-31	W	•
F. 3	+at Alabama	63-66	L	•
F. 6	+LSU	43-57	L	•
F. 10	+at Georgia	49-71	L	•
F. 13	+AUBURN	59-45	W	•
F. 17	+at Tennessee	48-50	L	•
F. 20	+OLE MISS	33-47	L	•
F. 24	+at Kentucky	54-71	L	•
F. 27	+FLORIDA	65-56	W	•
M. 3	Auburn*	OT 36-38	L	•

Kettle Classic - Houston, TX

* SEC Tournament - Lexington, KY



MSU ALL-TIME RESULTS

1982-83		17-12; 9-9 SEC					
Coach: Bob Boyd							
N. 29	SOUTHERN MISSISSIPPI	81-58	W	D. 11	SOUTHERN MISSISSIPPI	71-53	W
D. 1	at Houston	65-74	L	D. 15	MEMPHIS STATE	59-68	L
D. 4	NORTHWESTERN STATE	97-59	W	D. 17	at Alabama-Birmingham	63-65	L
D. 6	FLORIDA INTERNATIONAL	102-66	W	D. 28	Purdue#	46-77	L
D. 11	NORTH ALABAMA	80-49	W	D. 29	Wake Forest#	65-67	L
D. 17	Alabama-Birmingham#	67-47	W	J. 3	+at Alabama	71-67	W
D. 18	at Tennessee-Chattanooga#	54-62	L	J. 5	+LSU	83-69	W
D. 28	at Tulane@	51-47	W	J. 9	+GEORGIA	65-64	W
D. 29	Southwestern Louisiana@	65-56	W	J. 12	+at Auburn	53-62	L
J. 3	+at Auburn	66-77	L	J. 16	+at Kentucky	57-58	L
J. 5	+at Florida	62-60	W	J. 19	+OLE MISS	61-44	W
J. 8	+VANDERBILT	64-48	W	J. 23	+TENNESSEE	82-66	W
J. 10	+KENTUCKY	53-59	L	J. 26	+at Vanderbilt	71-70	W
J. 15	+at Tennessee	75-74	W	J. 30	+at Florida	57-72	L
J. 17	+at Georgia	59-75	L	F. 2	+ALABAMA	48-46	W
J. 22	+OLE MISS	61-67	L	F. 6	+at LSU	65-80	L
J. 24	+LSU	80-65	W	F. 9	+at Georgia	74-79	W
J. 31	+ALABAMA	78-69	W	F. 13	+AUBURN	82-65	W
F. 5	+at Vanderbilt	60-63	L	F. 16	+KENTUCKY	82-69	W
F. 8	+at Kentucky	67-88	L	F. 20	+at Ole Miss	50-53	L
F. 12	+TENNESSEE	75-66	W	F. 23	+at Tennessee	64-79	L
F. 15	+GEORGIA	73-64	W	F. 27	+VANDERBILT	71-81	L
F. 19	+at Ole Miss	67-69	L	M. 2	+FLORIDA	63-69	L
F. 21	+at LSU	73-86	L	M. 7	Alabama*	31-42	L
F. 26	+at Alabama	58-83	L	# Sun Bowl Classic - El Paso, TX			
M. 3	+AUBURN	69-53	W	* SEC Tournament - Birmingham, AL			
M. 5	+FLORIDA	73-62	W	1985-86 8-22; 3-15 SEC			
M. 11	Vanderbilt*	76-61	W	Coach: Bob Boyd			
M. 12	Alabama*	50-51	L	N. 25	at McNeese State	67-76	L
# Krystal Classic - Chattanooga, TN				N. 30	Jackson State (@ Jackson)	77-62	W
@ Sugar Bowl Classic - New Orleans, LA				D. 7	MISSISSIPPI COLLEGE	74-64	W
* SEC Tournament - Birmingham, AL				D. 10	DELTA STATE	53-56	L
				D. 14	KANSAS STATE	58-63	L
				D. 17	UT-CHATTANOOGA	47-48	L
				D. 21	at Wichita State	57-64	L
				D. 27	San Jose State#	75-65	W
				D. 28	Indiana#	43-74	L
				J. 2	+ALABAMA	62-71	L
				J. 4	+at LSU	84-90	L
				J. 8	+at Georgia	55-72	L
				J. 11	+AUBURN	56-72	L
				J. 15	+KENTUCKY	52-64	L
				J. 18	+at Ole Miss	56-57	L
				J. 22	+at Tennessee	51-69	L
				J. 25	+VANDERBILT	64-60	W
				J. 29	+FLORIDA	64-73	L
				F. 1	+at Alabama	54-72	L
				F. 5	+LSU	62-68	L
				F. 8	+GEORGIA	61-62	L
				F. 12	+at Auburn	64-69	L
				F. 15	+at Kentucky	62-88	L
				F. 19	+OLE MISS	48-43	W
				F. 22	+TENNESSEE	57-49	W
				F. 26	+at Vanderbilt	65-77	L
				M. 1	+at Florida	58-76	L
				M. 5	Vanderbilt*	62-54	W
				M. 6	Auburn*	65-63	W
				M. 7	Alabama*	65-77	L
				# Hoosier Classic - Indianapolis, IN			
				* SEC Tournament - Lexington, KY			
				1986-87 7-21; 3-15 SEC			
				Coach: Richard Williams			
				N. 29	ILLINOIS WESLEYAN	83-78	W
				D. 2	CHRISTIAN BROTHERS	77-52	W
				D. 6	MISSISSIPPI COLLEGE	86-68	W
				D. 10	WICHITA STATE	48-61	L
				D. 13	DELTA STATE	68-56	W
				D. 16	at Tennessee-Chattanooga	51-66	L
				D. 26	San Jose State#	57-62	L
				D. 28	Southwestern Louisiana#	56-62	L
				D. 29	Idaho#	67-70	L
				J. 3	+at Alabama	49-64	L
1984-85		13-15; 9-9 SEC					
Coach: Bob Boyd							
N. 27	JACKSON STATE	77-46	W				
D. 1	DELTA STATE	76-58	W				
D. 5	at Kansas State	58-67	L				
D. 8	SOUTHEAST MISSOURI STATE	63-56	W				
				# Winston Tire Classic - Los Angeles, CA			
				* SEC Tournament - Nashville, TN			

MSU ALL-TIME RESULTS



Former head coach Richard Williams put Mississippi State on the map when he led the Bulldogs to the 1996 Final Four in New Jersey.



All-SEC forwards Greg Carter (left) and Cameron Burns led MSU to its first back-to-back post-season berths in 1990 and 1991.

J. 7	+at Florida	56-100	L
J. 10	+AUBURN	52-66	L
J. 12	+KENTUCKY	49-57	L
J. 14	+OLE MISS	63-62	W
J. 17	+at Georgia	41-48	L
J. 21	+at Tennessee	61-74	L
J. 25	+LSU	50-52	L
J. 28	+VANDERBILT	57-76	L
J. 31	+at Kentucky	36-50	L
F. 4	+ALABAMA	55-76	L
F. 7	+FLORIDA	56-84	L
F. 12	+at Auburn	45-59	L
F. 14	+at Ole Miss	65-79	L
F. 18	+GEORGIA	64-63	W
F. 21	+TENNESSEE	62-60	W
F. 25	+at LSU	46-55	L
F. 28	+at Vanderbilt	58-66	L
M. 5	LSU*	54-68	L

Far West Classic - Portland, OR
* SEC Tournament - Atlanta, GA

1987-88 14-15; 6-12 SEC

Coach: Richard Williams

N. 28	CHRISTIAN BROTHERS	93-78	W
D. 2	at Rice	72-68	W
D. 5	WESTERN NEW MEXICO	86-56	W
D. 9	EAST TENNESSEE STATE	86-59	W
D. 12	MERCER	66-50	W
D. 16	McNeese State (@ Jackson)	76-66	W
D. 19	at Southeastern Louisiana	60-51	W
D. 27	at Hawaii#	68-55	W
D. 29	Arizona State#	69-70	L
D. 30	Louisville#	62-86	L
J. 6	+at Kentucky	52-93	L
J. 9	+ALABAMA	59-56	W
J. 13	+FLORIDA	45-55	L
J. 16	+at Auburn	57-65	L
J. 20	+at Ole Miss	52-61	L
J. 23	+GEORGIA	80-72	W
J. 27	+TENNESSEE	48-63	L
J. 30	+at LSU	49-47	W
F. 3	+at Vanderbilt	66-82	L
F. 6	+KENTUCKY	59-83	L
F. 10	+at Alabama	48-61	L
F. 13	+at Florida	52-69	L
F. 17	+AUBURN	61-77	L
F. 20	+OLE MISS	67-57	W
F. 24	+at Georgia	35-49	L
F. 27	+at Tennessee	62-64	L
M. 2	+LSU	62-60	W

M. 5	+VANDERBILT	73-68	W
M. 10	Georgia*	43-64	L
# Rainbow Classic - Honolulu, HI			
* SEC Tournament - Baton Rouge, LA			

1988-89 13-15; 7-11 SEC

Coach: Richard Williams

N. 28	RICE	63-61	W
D. 1	SOUTHEASTERN LOUISIANA	113-61	W
D. 6	at East Tennessee State	82-91	L
D. 10	Mercer (@ Albany, GA)	74-63	W
D. 13	NEW ORLEANS	76-65	W
D. 17	at Texas Christian	65-66	L
D. 20	EAST CAROLINA	88-79	W
D. 28	DePaul#	60-62	L
D. 29	Virginia#	86-84	W
J. 4	+at LSU	87-84	W
J. 7	+TENNESSEE	85-86	L
J. 11	+AUBURN	69-56	W
J. 14	+at Alabama	80-97	L
J. 19	+GEORGIA	68-79	L
J. 21	+at Florida	57-81	L
J. 25	+at Ole Miss	65-75	L
J. 28	+VANDERBILT	70-81	L
F. 1	+at Kentucky	61-73	L
F. 4	+LSU	96-79	W
F. 8	+at Tennessee	71-81	L
F. 11	+at Auburn	68-70	L
F. 15	+ALABAMA	OT 61-57	W
F. 18	+at Georgia	OT 86-85	W
F. 22	+FLORIDA	69-78	L
F. 25	+OLE MISS	74-69	W
M. 1	+at Vanderbilt	58-77	L
M. 4	+KENTUCKY	68-67	W
M. 9	Georgia*	68-83	L
# USF&G Sugar Bowl Classic - New Orleans, LA			
* SEC Tournament - Knoxville, TN			

1989-90 16-14; 7-11 SEC

Coach: Richard Williams

N. 24	Northeast Louisiana#	75-68	W
N. 25	at Centenary#	96-80	W
N. 29	CENTENARY	112-74	W
D. 4	+at Kentucky	97-102	L
D. 7	CHRISTIAN BROTHERS	86-51	W
D. 16	at New Orleans	62-55	W
D. 19	at East Carolina	72-63	W
D. 29	Delaware@	66-65	W
D. 30	at Connecticut@	68-84	L
J. 4	+LSU	OT 87-80	W



MSU ALL-TIME RESULTS

J. 6 +at Tennessee	77-82	L	• J. 4 +ALABAMA	64-78	L
J. 10 +at Auburn	71-93	L	• J. 11 +OLE MISS	84-72	W
J. 13 +ALABAMA	57-62	L	• J. 15 +at Arkansas	78-99	L
J. 17 +at Georgia	69-83	L	• J. 18 +LSU	70-83	L
J. 20 +FLORIDA	98-73	W	• J. 22 at Austin Peay State	97-103	L
J. 24 +OLE MISS	4OT 104-102	W	• J. 25 +at South Carolina	60-57	W
J. 27 +at Vanderbilt	68-81	L	• J. 29 +at Auburn	75-72	W
J. 31 +KENTUCKY	OT 87-86	W	• F. 5 +GEORGIA	75-66	W
F. 5 +at LSU	68-86	L	• F. 8 +at Florida	66-87	L
F. 7 +TENNESSEE	OT 83-84	L	• F. 12 +TENNESSEE	94-76	W
F. 10 +AUBURN	74-77	L	• F. 19 +KENTUCKY	84-89	L
F. 13 +at Alabama	86-74	W	• F. 22 +at Ole Miss	78-86	L
F. 17 +GEORGIA	74-82	L	• F. 26 +at Alabama	69-79	L
F. 21 +at Florida	79-54	W	• F. 29 +ARKANSAS	76-84	L
F. 24 +at Ole Miss	67-75	L	• M. 4 +AUBURN	77-70	W
F. 28 +VANDERBILT	83-68	W	• M. 7 +at LSU	80-89	L
M. 3 TEXAS CHRISTIAN	64-60	W	• M. 12 Vanderbilt*	55-77	L
M. 9 Alabama*	44-59	L	• # Louisiana Classics Tip-Off - Lafayette, LA		
M. 15 BAYLORS\$	84-75	W	• * SEC Tournament - Birmingham, AL		
M. 19 at New Orleans\$	60-65	L			
# Century Cellunet Classic - Shreveport, LA					
@ Connecticut Mutual Classic - Hartford, CT					
* SEC Tournament - Orlando, FL					
\$ National Invitation Tournament					

1990-91 20-9; 13-5 SEC

Coach: Richard Williams

SEC CO-CHAMPIONS

N. 26 TENNESSEE TECH	109-76	W
N. 30 at Tennessee-Chattanooga	76-70	W
D. 4 at Jacksonville	79-65	W
D. 8 BALL STATE	86-72	W
D. 11 EASTERN KENTUCKY	94-67	W
D. 18 ALCORN STATE	120-65	W
D. 22 at Drake	OT 82-80	W
D. 27 Ohio State#	80-82	L
D. 28 Miami, Fla.#	67-74	L
J. 2 +at Tennessee	70-65	W
J. 6 +OLE MISS	OT 84-80	W
J. 9 +at Kentucky	70-89	L
J. 12 +VANDERBILT	85-62	W
J. 16 +GEORGIA	73-81	L
J. 19 +at Florida	82-85	L
J. 23 +ALABAMA	68-59	W
J. 26 +at Auburn	84-64	W
J. 30 +at LSU	82-79	W
F. 2 +TENNESSEE	95-68	W
F. 6 +at Vanderbilt	70-91	L
F. 9 +KENTUCKY	83-82	W
F. 13 +at Ole Miss	84-77	W
F. 16 +at Georgia	70-64	W
F. 20 +FLORIDA	81-67	W
F. 23 +at Alabama	72-97	L
F. 27 +AUBURN	94-76	W
M. 2 +LSU	76-73	W
M. 8 Tennessee*	70-87	L
M. 15 Eastern Michigan\$	56-76	L

Eastern Airlines Palm Beach Cl. - W. Palm Beach, FL

* SEC Tournament - Nashville, TN

\$ NCAA East Regional - Syracuse, NY

1991-92 15-13; 7-9 SEC

Coach: Richard Williams

N. 22 TENNESSEE-CHATTANOOGA	73-85	L
N. 27 TENNESSEE-MARTIN	86-54	W
N. 29 Prairie View A&M#	97-52	W
N. 30 at Southwestern Louisiana#	OT 86-77	W
D. 3 at Ball State	52-81	L
D. 10 DRAKE	79-50	W
D. 14 JACKSONVILLE	77-74	W
D. 16 at Eastern Kentucky	87-68	W
D. 19 +at Vanderbilt	74-71	W
D. 21 at Tennessee Tech	90-84	W
D. 30 SAMFORD	72-48	W

1992-93

13-16; 5-11 SEC

Coach: Richard Williams

• D. 1 AUSTIN PEAY STATE	80-73	W
• D. 4 Long Island#	61-52	W
• D. 5 at Iowa#	54-69	L
• D. 9 at Alabama-Birmingham	68-73	L
• D. 17 NORTHEAST MISSOURI STATE	75-48	W
• D. 20 Florida International@	58-51	W
• D. 21 Southern Illinois@	64-76	L
• D. 22 Eastern Michigan@	74-58	W
• D. 29 BIRMINGHAM-SOUTHERN	75-71	W
• J. 3 +AUBURN	77-71	W
• J. 5 TENNESSEE TECH	110-65	W
• J. 9 +at Georgia	73-86	L
• J. 13 +LSU	OT 76-84	L
• J. 16 +at Tennessee	75-92	L
• J. 20 +at Ole Miss	53-69	W
• J. 23 +ALABAMA	66-53	W
• J. 25 NORTHEAST LOUISIANA	75-67	W
• J. 27 +ARKANSAS	OT 80-76	W
• F. 3 +at Kentucky	63-87	L
• F. 6 +OLE MISS	53-56	L
• F. 10 +at LSU	66-92	L
• F. 13 +SOUTH CAROLINA	83-63	W
• F. 17 +at Auburn	77-83	L
• F. 20 +at Arkansas	58-115	L
• F. 23 at Missouri-Kansas City	OT 87-89	L
• F. 27 +VANDERBILT	39-80	L
• M. 3 +FLORIDA	78-71	W
• M. 6 +at Alabama	80-92	L
• M. 11 Georgia*	56-87	L

Amara-Hawkeye Classic - Iowa City, IA

@ San Juan Shootout - San Juan, PR

* SEC Tournament - Lexington, KY

1993-94

18-11; 9-7 SEC


Coach: Richard Williams

• N. 30 TROY STATE	118-83	W
• D. 4 SOUTHERN MISSISSIPPI	62-58	W
• D. 7 ALABAMA-BIRMINGHAM	OT 63-66	L
• D. 11 SOUTHEASTERN LOUISIANA	81-55	W
• D. 18 Tulane#	82-78	W
• D. 21 at Northeast Louisiana	73-67	W
• D. 28 Villanova@	82-90	L
• D. 29 Northern Arizona@	85-64	W
• J. 5 +TENNESSEE	80-66	W
• J. 9 +at Ole Miss	81-69	W
• J. 12 at Auburn	OT 91-86	W
• J. 15 +GEORGIA	67-60	W
• J. 19 +ARKANSAS	72-71	W
• J. 22 +KENTUCKY	70-86	L
• J. 26 +at LSU	66-52	W
• J. 29 +at Alabama	69-70	L
• F. 2 MISSOURI-KANSAS CITY	83-61	W

MSU ALL-TIME RESULTS



1995-96 NCAA Final Four (26-8)



The most decorated basketball team in Mississippi State history, the 1995-96 Bulldogs captured the school's first-ever SEC Tournament title in New Orleans en route to advancing to the NCAA Final Four at the Meadowlands in East Rutherford, N.J.

F. 5	+at Florida	75-84	L	• F. 18	+at Tennessee	60-52	W
F. 8	FLORIDA TECH	95-61	W	• F. 22	+VANDERBILT	76-48	W
F. 12	+OLE MISS	72-52	W	• F. 25	+at Ole Miss	46-42	W
F. 16	+at Vanderbilt	67-84	L	• M. 1	+at Auburn	69-76	L
F. 19	+AUBURN	65-76	L	• M. 4	+ALABAMA	71-67	W
F. 23	+at South Carolina	73-72	W	• M. 10	Florida*	64-80	L
F. 26	+LSU	86-66	W	• M. 17	Santa Clara (@ Boise, ID)\$	75-67	W
M. 2	+ALABAMA	49-60	L	• M. 19	Utah (@ Boise, ID)\$	78-64	W
M. 5	+at Arkansas	62-80	L	• M. 23	UCLA (@ Oakland, CA)\$	67-86	L
M. 10	Tennessee*	73-69	W	• #	Missoulian/Coca-Cola Classic XV - Missoula, MT		
M. 11	Kentucky*	76-95	L	• @	Cellular South Shootout - Biloxi, MS		
M. 17	at Kansas State\$	67-78	L	• %	MiniMart/Gatorade Wyoming Cowboy Shootout - Casper, WY		
#	Cellular South Miss. Beach Shootout - Biloxi, MS			• *	SEC Tournament - Atlanta, GA		
@	Arizona State-Tribune Classic - Tempe, AZ			• \$	NCAA West Regional		
*	SEC Tournament - Memphis, TN						
\$	National Invitation Tournament						

1994-95 22-8; 12-4 SEC

Coach: Richard Williams

SEC WEST Co-CHAMPIONS

N. 28	SOUTHEASTERN LOUISIANA	106-67	W
D. 2	Colgate#	80-76	W
D. 3	at Montana#	90-85	W
D. 6	at Brigham Young	68-74	L
D. 10	NORTHEAST LOUISIANA	70-56	W
D. 17	Southern Mississippi@	64-66	L
D. 27	St. Joseph's%	76-66	W
D. 28	Wyoming%	61-57	W
J. 3	+SOUTH CAROLINA	71-56	W
J. 7	+at Georgia	60-59	W
J. 11	+at Arkansas	74-79	L
J. 14	+OLE MISS	94-52	W
J. 16	NORTHWESTERN STATE	98-58	W
J. 21	+at Alabama	64-68	L
J. 25	+LSU	73-60	W
J. 30	NICHOLLS STATE	81-65	W
F. 1	+FLORIDA	70-47	W
F. 4	+ARKANSAS	83-62	W
F. 8	+at LSU	67-61	W
F. 11	+AUBURN	69-70	L
F. 14	+at Kentucky	76-71	W

1995-96 26-8; 10-6 SEC

Coach: Richard Williams

SEC WEST & TOURNAMENT CHAMPIONS

• N. 25	SOUTHEASTERN LOUISIANA	121-78	W
• N. 28	UNC WILMINGTON	77-54	W
• D. 2	BRIGHAM YOUNG	79-74	W
• D. 5	TROY STATE	123-73	W
• D. 9	ARKANSAS-LITTLE ROCK	68-70	L
• D. 16	at Southern Mississippi	72-69	W
• D. 19	at Northeast Louisiana	66-60	W
• D. 29	Oregon State#	76-62	W
• D. 30	Nebraska#	69-66	W
• J. 3	+at LSU	77-64	W
• J. 6	+at Florida	69-66	W
• J. 9	+KENTUCKY	56-74	L
• J. 13	+ALABAMA	55-56	L
• J. 17	+OLE MISS	53-47	W
• J. 20	+at Arkansas	68-80	L
• J. 24	+at South Carolina	69-77	L
• J. 27	+TENNESSEE	60-59	W
• J. 31	+GEORGIA	76-73	W
• F. 4	+at Auburn	78-75	W
• F. 6	+ARKANSAS	78-63	W
• F. 10	at Oklahoma	76-71	W
• F. 17	+at Ole Miss	64-71	L



MSU ALL-TIME RESULTS

F. 21	+LSU	88-77	W	• J. 24	+at Ole Miss	2OT	77-81	L
F. 24	+at Alabama	73-65	W	• J. 28	+AUBURN		66-69	L
F. 28	+at Vanderbilt	64-69	L	• J. 31	+ARKANSAS		73-76	L
M. 2	+AUBURN	67-51	W	• F. 4	+at Florida	OT	78-82	L
M. 8	Auburn*	69-58	W	• F. 7	+at Auburn	OT	66-68	L
M. 9	Georgia*	86-68	W	• F. 11	+LSU		85-48	W
M. 10	Kentucky*	84-73	W	• F. 14	+at South Carolina		65-76	L
M. 14	VCU (@ Indianapolis, IN)\$	58-51	W	• F. 17	+TENNESSEE		63-87	L
M. 16	Princeton (@ Indianapolis, IN)\$	63-41	W	• F. 21	+OLE MISS		78-82	L
M. 22	Connecticut (@ Lexington, KY)\$	60-55	W	• F. 25	+ALABAMA		70-85	L
M. 24	Cincinnati (@ Lexington, KY)\$	73-63	W	• F. 28	+at LSU		63-62	W
M. 30	Syracuse (@ E. Rutherford, NJ)!	69-77	L	• M. 5	Georgia*		76-79	L
# Ford Far West Classic - Portland, OR				• # Can You Score Top of the World Classic - Fairbanks, AK				
* SEC Tournament - New Orleans, LA				• @ Sierra Providence Sun Classic - El Paso, TX				
\$ NCAA Southeast Regional				• * SEC Tournament - Atlanta, GA				
! NCAA Final Four								

1996-97 12-18; 6-10 SEC

Coach: Richard Williams			
N. 23	NORTHWESTERN STATE	78-61	W
N. 26	SOUTHEASTERN LOUISIANA	77-63	W
N. 30	JAMES MADISON	72-75	L
D. 3	Wake Forest#	43-74	L
D. 8	George Washington@	36-57	L
D. 9	California@	45-78	L
D. 14	LOYOLA (NEW ORLEANS)	98-32	W
D. 17	TEXAS SOUTHERN	95-64	W
D. 19	OLD DOMINION	80-73	W
D. 21	at UNC Wilmington	54-71	L
D. 30	Bowling Green State%	59-75	L
D. 31	Fresno State%	62-60	W
J. 1	Old Dominion%	71-72	OT
J. 4	+LSU	69-66	W
J. 7	+at Kentucky	61-90	L
J. 11	+SOUTH CAROLINA	65-73	L
J. 15	+OLE MISS	75-64	W
J. 21	+at Arkansas	64-98	L
J. 25	+VANDERBILT	60-53	W
J. 29	+at LSU	68-60	W
F. 1	+ALABAMA	64-51	W
F. 5	+at Auburn	68-81	L
F. 8	+at Georgia	54-56	L
F. 12	+FLORIDA	69-72	L
F. 15	+at Tennessee	53-54	L
F. 19	+at Ole Miss	61-84	L
F. 23	+ARKANSAS	93-77	W
F. 26	+AUBURN	64-68	L
M. 1	+at Alabama	49-78	L
M. 6	*Vanderbilt	67-73	OT

DIRECTV Great Eight - Chicago, IL
 @ Franklin National Bank Classic - Landover, MD
 % Puerto Rico Holiday Classic - San Juan, PR
 * SEC Tournament - Memphis, TN

1997-98 15-15; 4-12 SEC

Coach: Richard Williams			
N. 15	CENTENARY	64-40	W
N. 18	TEXAS-PAN AMERICAN	90-60	W
N. 21	Alaska Fairbanks#	66-64	2OT
N. 22	Gonzaga#	68-70	L
N. 23	Southwest Missouri State#	79-68	W
N. 26	TENNESSEE TECH	83-57	W
N. 29	NORTHWESTERN STATE	84-73	W
D. 6	OKLAHOMA	67-65	OT
D. 16	at James Madison	73-69	W
D. 18	at Old Dominion	62-57	W
D. 20	Tenn.-Martin (@ Tupelo, MS)	80-60	W
D. 27	St. Joseph's@	58-65	L
D. 28	Penn State@	58-57	W
J. 3	+at Alabama	56-52	W
J. 7	+at Arkansas	70-83	L
J. 10	+KENTUCKY	71-77	L
J. 17	+at Vanderbilt	73-77	L
J. 21	+GEORGIA	69-64	W

1998-99 20-13; 8-8 SEC

Coach: Rick Stansbury			
N. 17	Ark.-Pine Bluff (@ Jackson, MS)	105-53	W
N. 21	Northwestern St. (@ Tupelo, MS)	75-46	W
N. 25	BELMONT	66-65	W
N. 28	TENNESSEE-MARTIN	85-67	W
N. 30	SAM HOUSTON STATE	80-67	W
D. 2	JACKSONVILLE STATE	73-54	W
D. 8	CENTENARY	59-54	W
D. 12	SOUTHEASTERN LOUISIANA	97-60	W
D. 21	Southwestern Louisiana#	58-60	L
D. 22	Eastern Kentucky#	75-62	W
D. 28	Texas@	77-81	L
D. 29	Florida State@	58-69	L
D. 30	Southwestern Louisiana@	62-58	W
J. 2	+SOUTH CAROLINA	66-60	W
J. 6	+at Georgia	60-63	L
J. 9	+at Alabama	55-50	W
J. 13	+ARKANSAS	59-61	L
J. 16	+LSU	55-53	W
J. 20	+at Ole Miss	68-81	L
J. 23	+at Kentucky	49-76	L
J. 27	+at Auburn	54-64	L
J. 30	+FLORIDA	66-63	W
F. 3	+ALABAMA	79-50	W
F. 6	+at Tennessee	88-82	W
F. 10	+VANDERBILT	67-62	W
F. 13	+at Arkansas	62-82	L
F. 20	+OLE MISS	72-69	W
F. 24	+at LSU	63-74	L
F. 27	+AUBURN	73-76	L
M. 4	Vanderbilt*	76-58	W
M. 5	Tennessee*	62-56	W
M. 6	Arkansas*	79-84	OT
M. 10	at Colorado State\$	56-69	L
# Golden Bear Classic - Oakland, CA			
@ Outrigger Hotels Rainbow Classic - Honolulu, HI			
* SEC Tournament - Atlanta, GA			
\$ National Invitation Tournament			

1999-2000 14-16; 5-11 SEC

Coach: Rick Stansbury			
N. 21	ALABAMA A&M	89-67	W
N. 23	ARKANSAS-PINE BLUFF	107-67	W
N. 26	Valparaiso#	59-68	L
N. 27	Rutgers#	69-74	L
N. 28	Northwestern#	70-65	W
D. 1	SOUTHEASTERN LOUISIANA	70-56	W
D. 4	WESTERN KENTUCKY	81-69	W
D. 7	SOUTH CAROLINA STATE	88-58	W
D. 11	CENTENARY	98-76	W
D. 21	Stanford@	56-76	L
D. 29	Idaho%	86-81	W
D. 30	at Montana State%	70-74	L
J. 5	+GEORGIA	71-59	W
J. 8	+at Alabama	74-77	OT
J. 12	+at Ole Miss	61-59	W
J. 16	+AUBURN	45-51	L

MSU ALL-TIME RESULTS



J. 19	at Jacksonville State	73-61	W	•	J. 5	+KENTUCKY	OT	74-69	W
J. 22	+at Arkansas	73-83	L	•	J. 8	+at Arkansas		64-75	L
J. 29	+at Auburn	57-73	L	•	J. 12	+at Ole Miss		59-66	L
F. 2	+LSU	68-66	W	•	J. 16	+TENNESSEE	OT	92-91	W
F. 6	+TENNESSEE	81-88	L	•	J. 19	+at Alabama		73-85	L
F. 9	+at Vanderbilt	64-65	L	•	J. 26	+LSU		84-61	W
F. 12	+ARKANSAS	81-87	L	•	J. 30	+at Auburn		72-64	W
F. 16	+at South Carolina	67-68	L	•	F. 2	+at Florida		48-76	L
F. 19	+at Florida	58-88	L	•	F. 6	+GEORGIA		68-86	W
F. 23	+OLE MISS	80-67	W	•	F. 9	+ALABAMA		76-62	W
F. 26	+at LSU	66-71	L	•	F. 13	+at LSU	OT	65-68	L
F. 29	+KENTUCKY	61-73	W	•	F. 16	+AUBURN		89-53	W
M. 4	+ALABAMA	92-70	W	•	F. 20	+at Vanderbilt		66-43	W
M. 9	Vanderbilt*	53-76	L	•	F. 23	+OLE MISS		61-59	W
# USBWA Hoop & Quill Classic - St. Charles, MO				•	F. 27	+ARKANSAS		89-83	W
@ Pete Newell Challenge - Oakland, CA				•	M. 2	+at South Carolina		64-57	W
% Holiday Stores/Touch America Cl. - Bozeman, MT				•	M. 8	Florida*		62-52	W
* SEC Tournament - Atlanta, GA				•	M. 9	LSU*		57-51	W
				•	M. 10	Alabama*		61-58	W
				•	M. 15	McNeese State (@ Dallas, TX)\$		70-58	W
				•	M. 17	Texas (@ Dallas, TX)\$		64-68	L

2000-01 18-13; 7-9 SEC

Coach: Rick Stansbury

N. 13	at California#	OT 76-83	L
N. 18	MCNEESE STATE	83-74	W
N. 21	MISSISSIPPI VALLEY STATE	93-58	W
N. 30	ALABAMA A&M	102-60	W
D. 2	RICHMOND	72-83	L
D. 5	LOUISIANA TECH	68-63	W
D. 9	MONTANA STATE	81-63	W
D. 18	Southeastern La. (@ Southaven, MS)	78-58	W
D. 28	Louisiana-Lafayette@	90-80	W
D. 30	at Arizona@	75-74	W
J. 6	+ARKANSAS	87-73	W
J. 10	+FLORIDA	80-81	L
J. 13	+at Alabama	59-72	L
J. 17	TULANE	83-66	W
J. 20	+at Tennessee	79-84	L
J. 24	+LSU	73-82	L
J. 27	+OLE MISS	79-69	W
J. 31	+at Auburn	56-60	L
F. 3	+at Arkansas	72-83	L
F. 7	+ALABAMA	84-70	W
F. 10	+at Kentucky	57-76	L
F. 14	+at Ole Miss	48-51	L
F. 17	+AUBURN	85-74	W
F. 21	+VANDERBILT	80-63	W
F. 24	+at LSU	55-48	W
F. 28	+at Georgia	73-94	L
M. 3	+SOUTH CAROLINA	77-73	W
M. 8	South Carolina*	62-69	L
M. 14	SOUTHERN MISSISSIPPI\$	75-68	W
M. 19	at Pittsburgh\$	66-61	W
M. 21	TULSA\$	75-77	L

Tivo Preseason NIT

@ Bank One Fiesta Bowl Classic - Tucson, AZ

* SEC Tournament - Nashville, TN

\$ Tivo National Invitation Tournament

2001-02 27-8; 10-6 SEC

Coach: Rick Stansbury

SEC TOURNAMENT CHAMPIONS

N. 17	NICHOLLS STATE	95-59	W
N. 19	FLORIDA A&M	92-55	W
N. 21	ARKANSAS-LITTLE ROCK	93-81	W
N. 24	at Louisiana-Lafayette	79-71	W
N. 28	ALABAMA A&M	70-45	W
D. 2	SOUTH ALABAMA	73-66	W
D. 5	at Richmond	71-57	W
D. 8	ARKANSAS STATE	91-83	W
D. 15	UL Monroe (@ Southaven, MS)#	104-67	W
D. 16	Georgia State@	72-63	W
D. 20	Richmond#	74-72	W
D. 21	Cincinnati#	56-90	L
D. 22	Illinois-Chicago#	77-74	W
D. 29	at Tulane	77-66	W

J. 5	+KENTUCKY	OT	74-69	W
J. 8	+at Arkansas		64-75	L
J. 12	+at Ole Miss		59-66	L
J. 16	+TENNESSEE	OT	92-91	W
J. 19	+at Alabama		73-85	L
J. 26	+LSU		84-61	W
J. 30	+at Auburn		72-64	W
F. 2	+at Florida		48-76	L
F. 6	+GEORGIA		68-86	W
F. 9	+ALABAMA		76-62	W
F. 13	+at LSU	OT	65-68	L
F. 16	+AUBURN		89-53	W
F. 20	+at Vanderbilt		66-43	W
F. 23	+OLE MISS		61-59	W
F. 27	+ARKANSAS		89-83	W
M. 2	+at South Carolina		64-57	W
M. 8	Florida*		62-52	W
M. 9	LSU*		57-51	W
M. 10	Alabama*		61-58	W
M. 15	McNeese State (@ Dallas, TX)\$		70-58	W
M. 17	Texas (@ Dallas, TX)\$		64-68	L
# Las Vegas Classic - Las Vegas, NV				
@ Chick-fil-A Peach Bowl Cl. for Kids - Atlanta, GA				
* SEC Tournament - Atlanta, GA				
\$ NCAA Midwest Regional				

2002-03 21-10; 9-7 SEC

Coach: Rick Stansbury

SEC WEST CHAMPIONS

N. 23	LOUISIANA-LAFAYETTE	76-79	L
N. 25	MCNEESE STATE	81-65	W
N. 30	JACKSONVILLE	100-65	W
D. 2	ALABAMA A&M	100-58	W
D. 4	JACKSON STATE	71-56	W
D. 7	LOUISIANA TECH	78-38	W
D. 14	Xavier (@ New York, NY)	71-61	W
D. 18	Georgia State (@ Jackson, MS)	78-54	W
D. 28	Oklahoma#	54-45	W
D. 30	at South Alabama	85-74	W
J. 2	at UAB	68-52	W
J. 7	+FLORIDA	66-74	L
J. 11	+at LSU	72-85	L
J. 15	+at Alabama	OT 62-68	L
J. 22	+SOUTH CAROLINA	64-48	W
J. 25	+LSU	67-64	W
J. 29	+at Ole Miss	58-57	W
F. 1	+at Georgia	63-67	L
F. 5	+VANDERBILT	82-60	W
F. 8	+ARKANSAS	84-54	W
F. 15	+OLE MISS	OT 68-64	W
F. 19	+at Auburn	63-46	W
F. 23	+at Kentucky	62-70	L
F. 26	+ALABAMA	59-55	W
M. 1	+at Arkansas	51-53	L
M. 5	+at Tennessee	49-59	L
M. 8	+AUBURN	67-45	W
M. 14	Ole Miss*	73-64	W
M. 15	LSU*	76-61	W
M. 16	Kentucky*	57-64	L
M. 21	Butler\$	46-47	L

Nokia Sugar Bowl Classic - New Orleans, LA

*SEC Tournament - New Orleans, LA

\$ NCAA East Regional - Birmingham, AL

2003-04 26-4; 14-2 SEC

Coach: Rick Stansbury

SEC OVERALL WEST CHAMPIONS

N. 22	TENNESSEE-MARTIN	90-74	W
N. 26	SOUTH ALABAMA	71-62	W
N. 29	at Western Kentucky	81-75	W
D. 1	MCNEESE STATE	92-69	W
D. 3	LOUISIANA-MONROE	76-52	W
D. 6	UAB	86-84	W
D. 13	XAVIER	82-70	W



MSU ALL-TIME RESULTS

D. 16	New Orleans (@ Tupelo, MS)	77-59	W
D. 20	at Santa Clara	66-61	W
D. 27	at Tulane#	72-50	W
J. 3	at Arkansas-Little Rock	68-58	W
J. 7	+at Ole Miss	61-54	W
J. 10	+ARKANSAS	80-62	W
J. 13	+KENTUCKY	66-67	L
J. 17	+at LSU	64-54	W
J. 21	+at Florida	79-68	W
J. 24	+GEORGIA	71-58	W
J. 28	+TENNESSEE	82-60	W
J. 31	+at Auburn	73-68	W
F. 7	+OLE MISS	80-56	W
F. 11	+at South Carolina	79-75	OT
F. 14	+at Arkansas	77-70	W
F. 21	+ALABAMA	73-77	L
F. 25	+LSU	84-58	W
F. 28	+at Vanderbilt	72-69	W
M. 2	+AUBURN	105-91	W
M. 6	+at Alabama	82-81	W
M. 12	Vanderbilt*	70-74	OT
M. 19	Monmouth\$	85-52	L
M. 21	Xavier\$	74-89	L

Nokia Sugar Bowl Classic - New Orleans, LA
 *SEC Tournament - Atlanta, GA
 \$ NCAA Atlanta Regional - Orlando, FL

2004-05 23-11; 9-7 SEC

Coach: Rick Stansbury			
N. 11	Fairfield#	53-49	W
N. 12	at Birmingham-Southern#	55-48	W
N. 18	Syracuse@	58-71	L
N. 19	Saint Mary's@	67-54	W
N. 21	NICHOLLS STATE	98-69	W
N. 23	UMKC	82-64	W
D. 2	SOUTH ALABAMA	66-52	W
D. 5	Arizona%	64-68	L
D. 11	ARKANSAS-LITTLE ROCK	83-53	W
D. 13	at New Orleans	74-59	W
D. 18	at Xavier	80-74	W
D. 20	FLORIDA A&M	104-80	W
D. 22	Jacksonville St. (@ Jackson, MS)	95-53	W
D. 30	Virginia Tech^	71-65	W
J. 5	+AUBURN	90-53	W
J. 8	+at Ole Miss	87-76	W
J. 12	+at Tennessee	63-64	L
J. 15	+ARKANSAS	80-55	W
J. 18	+at Alabama	49-98	L
J. 22	+SOUTH CAROLINA	73-65	W
J. 29	+at LSU	62-69	W
F. 1	+FLORIDA	71-57	W
F. 5	+at Auburn	76-90	L
F. 12	+VANDERBILT	60-54	W
F. 16	+LSU	72-80	L
F. 19	+at Kentucky	78-94	L
F. 23	+at Georgia	76-62	W
F. 26	+OLE MISS	71-68	W
M. 1	+at Arkansas	57-55	W
M. 5	+ALABAMA	63-68	L
M. 10	Georgia*	76-65	W
M. 11	Florida*	64-80	L
M. 18	Stanford\$	93-70	W
M. 20	Duke\$	55-63	L

Coaches vs. Cancer Classic - Birmingham, AL
 @ Coaches vs. Cancer Classic - New York, NY
 % John R. Wooden Classic - Anaheim, CA
 ^ Nokia Sugar Bowl Classic - New Orleans, LA
 * SEC Tournament - Atlanta, GA
 \$ NCAA Austin Regional - Charlotte, NC

2005-06 15-15; 5-11 SEC

Coach: Rick Stansbury			
N. 19	CHATTANOOGA	64-48	W
N. 21	ARKANSAS STATE	68-63	W
N. 23	at Charlotte	53-38	W
N. 26	NORTHWESTERN STATE	75-76	OT
N. 28	SOUTHEASTERN LOUISIANA	46-57	L
N. 30	NEW ORLEANS	67-59	W
D. 3	SANTA CLARA	82-69	OT
D. 10	TROY	88-77	W
D. 15	Jacksonville St. (@ Jackson, MS)	104-80	W
D. 19	Liberty#	78-67	W
D. 20	Akron#	72-83	L
D. 21	Holy Cross#	76-75	W
D. 30	GEORGE MASON	63-61	W
J. 7	+ARKANSAS	69-67	W
J. 11	+at Florida	60-75	L
J. 14	+at Ole Miss	65-75	L
J. 18	+LSU	57-71	L
J. 21	+at Vanderbilt	52-80	L
J. 25	+TENNESSEE	65-88	L
J. 28	+at Alabama	59-65	L
F. 1	+KENTUCKY	66-81	L
F. 4	+AUBURN	71-53	W
F. 11	+at South Carolina	61-83	L
F. 15	+at LSU	59-72	L
F. 18	+OLE MISS	84-55	W
F. 22	+at Auburn	71-75	L
F. 25	+GEORGIA	83-68	W
M. 1	+at Arkansas	70-80	L
M. 4	+ALABAMA	71-58	W
M. 9	South Carolina*	44-59	L

San Juan Shootout - Guaynabo, PR
 * SEC Tournament - Nashville, TN



Before stepping down in 2012, Rick Stansbury guided Mississippi State to 12 postseason tournament appearances in his 14 years at the Bulldog helm and a school record 293 victories.

MSU ALL-TIME RESULTS



2006-07		21-14; 8-8 SEC			
Coach: Rick Stansbury					
SEC WEST Co-CHAMPIONS					
N. 11	NICHOLLS	90-55	W	• M. 8	+LSU 84-75 W
N. 13	LOYOLA MARYMOUNT	61-37	W	• M. 14	Alabama\$ OT 69-67 W
N. 18	WINTHROP	63-74	L	• M. 15	Georgia\$ 60-64 L
N. 21	at Clemson	66-69	W	• M. 21	Oregon! 76-69 W
N. 29	CHARLOTTE	78-69	L	• M. 23	Memphis! 74-77 L
D. 2	TEXAS A&M-CORPUS CHRISTI	96-72	W	• *	Anaheim Classic - Anaheim, CA
D. 9	SOUTH ALABAMA	84-46	W	• ^	Coors Classic - Mobile, AL
D. 11	at Miami (FL)	70-52	W	• \$	SEC Tournament - Atlanta, GA
D. 16	McNEESE STATE	89-63	W	• !	NCAA Tournament - Little Rock, AR
D. 18	ALABAMA STATE	74-59	W	2008-09 23-13; 9-7 SEC	
D. 21	New Orleans (@Jackson, MS)	89-63	W	Coach: Rick Stansbury	
D. 30	at George Mason	59-63	L	SEC TOURNAMENT CHAMPIONS	
J. 2	at Missouri	75-83	L	• N. 15	CENTENARY 77-55 W
J. 7	+at Tennessee	84-92	L	• N. 17	LOUISIANA-MONROE 78-49 W
J. 10	+OLE MISS	77-67	W	• N. 19	NORTH ALABAMA 102-61 W
J. 13	+at Kentucky	60-64	L	• N. 22	FAIRLEIGH DICKINSON 84-58 W
J. 20	+AUBURN	87-76	W	• N. 25	at St. Bonaventure 76-71 W
J. 24	+FLORIDA	67-70	L	• N. 28	Washington State# 52-63 L
J. 27	+SOUTH CAROLINA	63-66	L	• N. 29	Texas Tech# 73-77 L
J. 30	+at Ole Miss	73-85	L	• D. 6	ALABAMA STATE 76-67 W
F. 3	+LSU	85-78	W	• D. 10	CHARLOTTE 64-70 L
F. 7	+at Alabama	79-80	L	• D. 13	SOUTH ALABAMA 79-60 W
F. 10	+at Auburn	91-83	W	• D. 18	Cincinnati^ 63-75 L
F. 14	+ARKANSAS	84-60	W	• D. 22	Nicholls State (@ Jackson, MS) 74-68 W
F. 17	+at LSU	56-50	W	• D. 30	SAN DIEGO OT 61-64 L
F. 21	+VANDERBILT	83-70	W	• J. 3	HOUSTON 82-65 W
F. 24	+at Georgia	73-86	L	• J. 5	WESTERN KENTUCKY 95-67 W
F. 28	+at Arkansas	58-67	L	• J. 10	+at Arkansas 70-56 W
M. 4	+ALABAMA	91-67	W	• J. 14	+ALABAMA 83-74 W
M. 9	Kentucky* OT	84-82	W	• J. 17	+VANDERBILT 73-66 W
M. 10	Arkansas*	72-81	L	• J. 21	+at LSU 57-81 L
M. 13	MISSISSIPPI VALLEY STATES\$	82-63	W	• J. 24	+at Georgia 67-61 W
M. 17	BRADLEY\$	101-72	W	• J. 31	+OLE MISS 63-67 L
M. 20	FLORIDA STATES\$	86-71	W	• F. 3	+at Kentucky 66-57 W
M. 27	West Virginia! (@ New York, NY)	62-63	L	• F. 7	+ARKANSAS 86-77 W
* SEC Tournament - Atlanta, GA					
\$ MasterCard NIT - Starkville, MS					
! MasterCard NIT Semifinals					
2007-08		23-11; 12-4 SEC			
Coach: Rick Stansbury					
SEC WEST CHAMPIONS					
N. 10	LOUISIANA TECH	75-45	W	• M. 12	Georgia* 79-60 W
N. 15	CLEMSON	82-84	L	• M. 13	South Carolina* 82-68 W
N. 17	UT MARTIN	86-70	W	• M. 14	LSU* 67-57 W
N. 22	UC Irvine*	68-53	W	• M. 15	Tennessee* 64-61 W
N. 23	Southern Illinois*	49-63	L	• M. 19	Washington\$ 58-71 L
N. 25	Miami-Ohio*	60-67	L	• #	Legends Classic - Newark, NJ
D. 1	MURRAY STATE	78-61	W	• ^	SEC/Big East Challenge - Cincinnati, OH
D. 8	SOUTHEASTERN LOUISIANA	84-59	W	• *	SEC Tournament - Tampa, FL
D. 13	MIAMI-FLORIDA	58-64	L	• \$	NCAA Tournament - Portland, OR
D. 15	at South Alabama^	67-71	L	2009-10 24-12; 9-7 SEC	
D. 19	at Loyola Marymount	85-54	W	Coach: Rick Stansbury	
D. 21	at Texas A&M Corpus Christi	95-70	W	SEC WEST CHAMPIONS	
D. 30	MISSOURI	87-75	W	• N. 13	RIDER 88-74 L
J. 5	Lafayette (@ Jackson, MS)	77-53	W	• N. 19	SOUTHEASTERN LOUISIANA 82-67 W
J. 9	+at LSU	61-39	W	• N. 21	BETHUNE-COOKMAN 67-51 W
J. 12	+GEORGIA	60-49	W	• N. 24	TEXAS-PAN AMERICAN 75-50 W
J. 15	+KENTUCKY	69-64	W	• N. 27	Richmond# 63-62 L
J. 19	+at Alabama	66-56	W	• N. 28	Old Dominion# 69-55 W
J. 26	+OLE MISS	88-68	W	• D. 5	ST. BONAVENTURE 105-53 W
J. 30	+at Arkansas	58-78	L	• D. 10	DePaul! 76-45 W
F. 2	+TENNESSEE	71-76	L	• D. 12	UCLA^ 72-54 W
F. 6	+ALABAMA	73-66	W	• D. 16	WRIGHT STATE 80-69 W
F. 9	+at Auburn	83-64	W	• D. 19	at Houston 70-64 W
F. 16	+ARKANSAS	80-74	W	• D. 22	Centenary (@ Jackson, MS) 88-51 W
F. 20	+at Ole Miss	63-74	L	• D. 28	MISSISSIPPI VALLEY STATE 73-45 W
F. 23	+at South Carolina	61-56	W	• D. 31	at San Diego 77-68 W
F. 27	+AUBURN	89-78	W	• J. 4	at Western Kentucky 55-52 L
M. 1	+at Florida	68-59	W	• J. 9	+at Ole Miss 80-75 W
M. 5	+at Vanderbilt	85-86	L	• J. 14	+ARKANSAS 82-80 W



MSU ALL-TIME RESULTS

J. 16	+GEORGIA	72-69	W	•	D. 13	FLORIDA ATLANTIC	75-68	W
J. 23	+at Alabama	62-57	L	•	D. 17	at Detroit	80-75	W
J. 28	+at Arkansas	67-62	L	•	D. 22	Northwestern St. (Jackson, MS)	82-67	W
J. 30	+LSU	67-51	W	•	D. 28	Baylor (Dallas)	54-52	L
F. 3	+at Vanderbilt	75-72	L	•	D. 31	UTAH STATE	66-64	W
F. 6	+at Florida	69-62	L	•	J. 7	+at Arkansas	98-88	L
F. 11	+OLE MISS	71-63	W	•	J. 12	+TENNESSEE	62-58	W
F. 13	+AUBURN	85-75	W	•	J. 14	+ALABAMA	56-52	W
F. 16	+KENTUCKY	81-75	L	•	J. 18	+at Ole Miss	75-68	L
F. 20	+at LSU	60-59	W	•	J. 21	+at Vanderbilt	78-77	W
F. 24	+ALABAMA	74-66	W	•	J. 25	+LSU	76-71	W
F. 27	+at South Carolina	76-63	W	•	J. 28	+at Florida	69-57	L
M. 3	+at Auburn	89-80	L	•	F. 4	+AUBURN	91-88	W
M. 6	+TENNESSEE	75-59	L	•	F. 9	+OLE MISS	70-60	W
M. 12	Florida*	75-69	W	•	F. 11	+GEORGIA	70-68	L
M. 13	Vanderbilt*	62-52	W	•	F. 14	+at LSU	69-67	L
M. 14	Kentucky*	75-74	L	•	F. 18	+at Auburn	65-55	L
M. 16	Jackson State\$	81-67	W	•	F. 21	+KENTUCKY	73-64	L
M. 20	North Carolina\$	876-74	L	•	F. 25	+at Alabama	67-50	L
# South Padre Invitational - South Padre Island, Texas				•	F. 29	+at South Carolina	69-67	W
! SEC/Big East Challenge - Tampa, FL				•	M. 3	+ARKANSAS	79-59	W
^ Wooden Classic - Anaheim, CA.				•	M. 8	Georgia*	71-61	L
* SEC Tournament - Nashville				•	M. 13	UMass	101-96	L
\$ NIT - Starkville				•	^ 2K Sports Classic - New York City			
				•	* SEC Tournament - New Orleans			
				•	\$ NIT - Starkville			

2010-11

17-14; 9-7 SEC

Coach: Rick Stansbury

N. 12	TENNESSEE STATE	75-65	W	•
N. 19	APPALACHIAN STATE	76-74	W	•
N. 22	DETROIT	82-76	W	•
N. 26	TROY	92-83	W	•
N. 30	FLORIDA ATLANTIC	61-59	L	•
D. 11	EAST TENNESSEE STATE	63-62	L	•
D. 12	NORTH CAROLINA A&T	74-58	W	•
D. 13	NICHOLLS STATE	67-58	W	•
D. 14	ALABAMA STATE	67-46	W	•
D. 18	Virginia Tech^	88-57	L	•
D. 22	Washington State#	83-57	L	•
D. 23	San Diego#	69-52	W	•
D. 25	Hawaii#	68-57	L	•
D. 29	St. Mary's!	94-72	L	•
J. 8	+ALABAMA	75-57	L	•
J. 13	+at Ole Miss	69-64	W	•
J. 16	+AUBURN	85-66	W	•
J. 22	+at Georgia	86-64	L	•
J. 27	+VANDERBILT	81-74	L	•
J. 29	+FLORIDA	71-64	W	•
F. 2	+at Alabama	75-61	L	•
F. 5	+at LSU	58-57	W	•
F. 9	+ARKANSAS	67-56	W	•
F. 12	+at Auburn	65-62	L	•
F. 15	+at Kentucky	85-79	W	•
F. 19	+OLE MISS	71-58	W	•
F. 23	+LSU	84-82	L	•
F. 26	+at Tennessee	70-69	W	•
M. 2	+at Arkansas	88-78	W	•
M. 5	+SOUTH CAROLINA	60-58	W	•
M. 11	Vanderbilt*	87-81	L	•

^ Battle of Atlantis - Bahamas

Diamondhead Classic - Honolulu, HI

* SEC Tournament - Atlanta

2011-12

21-12; 8-8 SEC

Coach: Rick Stansbury

N. 7	EASTERN KENTUCKY	76-66	W	•
N. 9	AKRON	68-58	L	•
N. 12	SOUTH ALABAMA	80-65	W	•
N. 17	Texas A&M^	69-60	W	•
N. 18	Arizona^	67-57	W	•
N. 21	LOUISIANA-MONROE	78-63	W	•
N. 25	UT MARTIN	76-50	W	•
N. 27	NORTH TEXAS	82-59	W	•
D. 3	WEST VIRGINIA	75-62	W	•
D. 10	TROY	106-68	W	•

2012-13

10-22; 4-14 SEC

Coach: Rick Ray

N. 9	at Troy	56-53	L	•
N. 13	FLORIDA ATLANTIC	78-58	W	•
N. 19	North Carolina^	95-49	L	•
N. 20	Marquette^	89-62	L	•
N. 21	Texas^	69-55	L	•
N. 27	ALCORN STATE	60-52	W	•
D. 1	at Providence	73-63	L	•
D. 4	TEXAS-SAN ANTONIO	53-42	W	•
D. 15	at Loyola Chicago	59-51	L	•
D. 22	Central Arkansas (Jackson, MS)	79-72	W	•
D. 30	ALABAMA A&M	59-57	L	•
J. 3	NEW ORLEANS	97-46	W	•
J. 9	+SOUTH CAROLINA	56-54	W	•
J. 12	+at Georgia	72-61	W	•
J. 16	+ALABAMA	75-43	L	•
J. 19	+at Tennessee	72-57	L	•
J. 23	+at Arkansas	96-70	L	•
J. 26	+FLORIDA	82-47	L	•
J. 30	+TEXAS A&M	55-49	L	•
F. 2	+LSU	69-68	L	•
F. 6	+at Ole Miss	93-75	L	•
F. 9	+at Florida	83-58	L	•
F. 13	+MISSOURI	78-36	L	•
F. 16	+at LSU	80-68	L	•
F. 20	+at Alabama	64-56	L	•
F. 23	+VANDERBILT	72-31	L	•
F. 27	+at Kentucky	85-55	L	•
M. 2	+OLE MISS	73-67	W	•
M. 6	+at South Carolina	79-72	L	•
M. 9	+AUBURN	74-71	W	•
M. 13	South Carolina*	70-59	W	•
M. 14	Tennessee*	69-53	L	•

^ Maui Classic - Hawaii

* SEC Tournament - Nashville

MSU ALL-TIME RESULTS



2013-14 14-19; 3-15 SEC

Coach: Rick Ray		
N. 8	PRAIRIE VIEW	71-56 W
N. 14	KENNESAW STATE	78-55 W
N. 19	MISSISSIPPI VALLEY STATE	94-72 W
N. 23	at Utah State	87-68 L
N. 27	JACKSON STATE	58-56 W
D. 1	LOYOLA CHICAGO	OT 65-64 W
D. 5	TCU	71-61 L
D. 13	SE Louisiana (Tupelo, MS)	68-62 W
D. 17	FLORIDA A&M	78-65 W
D. 19	FLORIDA GULF COAST	66-53 W
D. 22	South Florida^	71-66 W
D. 23	UNLV^	82-66 L
J. 2	MARYLAND EASTERN SHORE	77-63 W
J. 8	+at Kentucky	85-63 L
J. 11	+OLE MISS	76-72 W
J. 15	+at Alabama	80-61 L
J. 18	+TEXAS A&M	OT 81-72 W
J. 22	+AUBURN	82-74 W
J. 25	+at Ole Miss	82-63 L
J. 30	+FLORIDA	62-51 L
F. 1	+at Vanderbilt	55-49 L
F. 5	+at Texas A&M	72-52 L
F. 8	+KENTUCKY	69-59 L
F. 12	+GEORGIA	75-55 L
F. 15	+at Auburn	92-82 L
F. 18	+at LSU	92-81 L
F. 22	+ARKANSAS	73-69 L
F. 26	+TENNESSEE	75-68 L
M. 1	+at Missouri	85-66 L
M. 5	+at Georgia	66-45 L
M. 8	+SOUTH CAROLINA	74-62 L
M. 12	Vanderbilt*	82-68 W
M. 13	Ole Miss*	78-66 L

^ Las Vegas Classic - Las Vegas

* SEC Tournament - Atlanta



This past year, Craig Sword became the 34th player in school history to score 1,000-career points en route to earning second-team All-SEC honors.

2014-15 13-19; 6-12 SEC

Coach: Rick Ray		
N. 14	WESTERN CAROLINA	66-56 W
N. 17	MISSISSIPPI VALLEY STATE	89-68 W
N. 22	UTAH STATE	71-63 W
N. 24	CLAYTON STATE	59-46 W
N. 28	vs. St. Louis^	75-50 W
D. 29	vs. TCU^	61-52 L
D. 6	at Tulane	59-54 L
D. 13	at Oregon State	59-49 L
D. 17	ARKANSAS STATE	69-55 L
D. 20	USC Upstate (Jackson, MS)	53-51 L
D. 23	JACKSONVILLE	70-47 W
D. 30	MCNEESE STATE	66-47 W
J. 2	FLORIDA STATE	62-55 W
J. 7	+TENNESSEE	61-47 L
J. 10	+at Florida	72-47 L
J. 13	+at Texas A&M	74-70 L
J. 17	+VANDERBILT	57-54 W
J. 21	+at Auburn	78-71 W
J. 24	+GEORGIA	72-66 L
J. 28	+at Ole Miss	79-73 L
J. 31	+LSU	73-67 W
F. 3	+at Tennessee	71-66 W
F. 7	+at Arkansas	61-41 L
F. 10	+ALABAMA	55-51 L
F. 14	+at Missouri	77-74 W
F. 19	+OLE MISS	71-65 L
F. 21	+ARKANSAS	65-61 L
F. 25	+KENTUCKY	74-56 L
F. 28	+at South Carolina	81-68 L
M. 4	+at Vanderbilt	66-56 L
M. 7	+MISSOURI	52-43 W
M. 11	vs. Auburn*	74-68 L

^ Corpus Christi Challenge

* SEC Tournament - Atlanta

2015-16 14-17; 7-11 SEC

Coach: Ben Howland		
N. 13	EASTERN WASHINGTON	106-88 W
N. 16	SOUTHERN UNIVERSITY	76-72 L
N. 19	vs. Miami (FL)	105-79 L
N. 20	vs. Texas Tech	74-72 L
N. 22	vs. Missouri State	84-70 W
N. 28	UT MARTIN	76-51 W
D. 2	TEXAS SOUTHERN	86-73 W
D. 12	at Missouri-Kansas City	72-67 L
D. 16	at Florida State	90-66 L
D. 19	TULANE	69-59 W
D. 23	vs. Northern Colorado (Jackson)	93-69 W
D. 31	N.C. CENTRAL	71-48 W
J. 6	+TEXAS A&M	61-60 L
J. 9	+at Arkansas	82-68 L
J. 12	+at Kentucky	80-74 L
J. 16	+TENNESSEE	80-75 L
J. 19	+at Florida	81-78 L
J. 23	+OLE MISS	83-77 W
J. 26	+at South Carolina	84-74 L
J. 30	+at Missouri	76-62 W
F. 2	+ALABAMA	OT 82-80 L
F. 6	+at LSU	88-77 W
F. 9	+ARKANSAS	78-46 W
F. 13	+GEORGIA	66-57 L
F. 16	+VANDERBILT	75-74 W
F. 20	+at Alabama	67-61 W
F. 24	+at Texas A&M	68-66 W
F. 27	+SOUTH CAROLINA	68-58 W
M. 2	+at Ole Miss	86-78 L
M. 5	+AUBURN	79-66 W
M. 10	vs. Georgia*	79-69 L

^ Puerto Rico Tipoff

* SEC Tournament - Nashville



MSU ALL-TIME RESULTS



In 2016-17, I.J. Ready became the seventh player in school history to dish out 400-plus assists for a career.

2016-17 16-16; 6-12 SEC


Coach: Ben Howland

N. 11	NORFOLK STATE	78-74	W
N. 17	vs. Central Florida	86-61	L
N. 18	vs. Boise State	80-68	W
N. 20	vs. UTEP	61-54	W
N. 25	LEHIGH	87-73	L
N. 28	NORTHWESTEREN STATE	65-59	W
D. 1	OREGON STATE	74-57	W
D. 4	GEORGIA STATE	82-60	W
D. 14	EAST TENNESSEE STATE	67-65	L
D. 19	vs. Southern Miss (Jackson)	86-44	W
D. 22	MOREHEAD STATE	85-76	W
D. 29	MISSOURI-KANSAS CITY	77-54	W
J. 3	+ALABAMA	68-58	L
J. 7	+at LSU	95-78	W
J. 10	+at Arkansas	84-78	W
J. 14	+TEXAS A&M	67-59	W
J. 17	+KENTUCKY	88-81	L
J. 21	+at Tennessee	91-74	L
J. 25	+MISSOURI	89-74	W
J. 28	+at Alabama	71-62	L
J. 31	+at Ole Miss	88-61	L
F. 4	+TENNESSEE	64-59	W
F. 7	+at Auburn	98-92	L
F. 11	+SOUTH CAROLINA	77-73	L
F. 14	+at Georgia	79-72	L
F. 18	+FLORIDA	57-52	L
F. 21	+OLE MISS	OT 87-82	L
F. 25	+at Vanderbilt	77-48	L
F. 28	+at South Carolina	63-57	L
M. 4	+LSU	88-76	W
M. 8	vs. LSU*	79-52	W
M. 9	vs. Alabama*	75-55	L

^ *Charleston Classic*

+ SEC Game

* SEC Tournament - Nashville







Mississippi State is a comprehensive land-grant institution and the largest university in Mississippi, with a statewide enrollment of more than 21,162 students.

Established in 1878 as the Agricultural and Mechanical College of Mississippi, the university has traditional strengths in engineering and scientific agriculture but has evolved into a comprehensive institution with a diverse array of programs in teaching, research, and service.

ACADEMICS AND STUDENT LIFE

Mississippi State students consistently earn honors such as the prestigious Harry S. Truman Scholarship, awarded for those who will enter public service, and, with 16 Truman Scholars to date, the university has been recognized as a Truman Honor Institution. In the past year, a student team competed for and won first place in a national Challenge X competition to redesign a fuel-efficient and environmentally-friendly SUV.

Recently initiated programs are providing opportunities to develop leadership potential and global study options.

The university's Global Leadership Continuum provides "cradle-to-CEO" programming designed to develop leadership across a "global" spectrum that begins with high school and continues through the university experience and into professional life. Included are the Young Guns Leadership Camp for rising high school seniors; the Day One Leadership Community for incoming freshmen, focusing on shared academic and service experiences; and the highly competitive Appalachian Leadership Honors Program for sophomores and juniors.

To complement these efforts, the university has launched a minor in leadership studies open to students in all majors. A university honor code adopted in 2007 institutionalizes a campus culture of integrity and personal responsibility in academic studies. Through the Global Leadership Program, students may experience significantly expanded studyabroad opportunities.

RESEARCH

Mississippi State faculty researchers attracted \$186.5 million in external funding for 2006-07, up from about \$155

million during the previous year. This funding supported 1,691 sponsored projects in 2007.

Based on the latest rankings available from the National Science Foundation, MSU ranks seventh in the nation in agricultural sciences research expenditures and 44th in engineering. Last year MSU faculty and staff disclosed 80 new technologies resulting in three new start-up companies, nine licenses, and 22 patent applications. The university now holds 77 patents.

In recent years, MSU has established the Thad Cochran Endowment for Entrepreneurship, as well as collaborating with federal agencies and industries to help increase technology-oriented start-up companies. Among the collaborators and sponsors are the U.S. departments of Defense and Energy, NASA, General Electric, Northrop Grumman, EADS/American Eurocopter, Boeing, Raytheon, General Dynamics, Israeli Aerospace Industry, and the Mississippi Technology Alliance.

In a key area of economic interest to Mississippi, MSU's Center for Advanced Vehicular Systems, established in 2001, continues research and development supporting a goal of attracting automotive industries to the state. The center is conducting research in areas that include materials processing, human and systems engineering, alternative power systems, computational manufacturing and design, and advanced learning technologies.

POINTS OF PRIDE AT MSU

- ❖ Mississippi State ranks among the top 100 institutions across the country in the number of bachelor's degrees awarded to African-Americans.
- ❖ Over the last decade, five MSU professors have been named Mississippi Professor of the Year by the National Council for Advancement and Support of Education and the Carnegie Foundation for the Advancement of Teaching.
- ❖ Recently cited for its service in the aftermath of Hurricane Katrina, MSU's student chapter of the American Society of Civil Engineers is nationally ranked for overall excellence.

**MISSISSIPPI STATE
UNIVERSITY**
FOUNDED 1878



MISSISSIPPI STATE TRADITIONS

THE BULLDOG

Mississippi State University's athletic teams are called Bulldogs, a name earned and maintained over the decades by the tough, tenacious play of student-athletes wearing the Maroon and White. The official school mascot is an American Kennel Club registered English Bulldog, given the inherited title of 'Bully.'

As with most universities, Mississippi State University teams answered to different nicknames through the years. The first squads representing Mississippi A&M College



JAK

were proud to be called Aggies. When the school officially became Mississippi State College in 1932, the nickname Maroons, for MSU's uniform color, gained prominence. Bulldogs became the official title for State teams in 1961, not long after State College was granted university status.

Yet references to school teams and athletes as Bulldogs actually go back to early in the century, and this nickname was used almost interchangeably with both Aggies and Maroons, since at least 1905.

On November 30 of that year, the A&M football team shut out their arch-rivals from the University of Mississippi 11-0 in Jackson, Miss. The campus newspaper, *The Reflector*, reported: "After the game, filled with that emotion that accompanies every great victory, there was nothing left for the cadets to do but to complete the great victory by showing sympathy for the dead athletic spirit of the University, by having a military funeral parade.

"A coffin was secured, decorated with University colors and a bulldog pup placed on top. It was then placed on the shoulders of a dozen cadets, and the procession started down Capitol Street, preceded by the brass band playing a very pathetic funeral march."

Other newspaper reports of the victory commented on the 'bulldog' style of play by the A&M eleven, and the Bulldog was soon publicly accepted as a school athletic symbol. Accounts of a 1926 pep rally in Meridian, Miss., had another bulldog parading with students.

Use as an official game mascot began in 1935 when coach Major Ralph Sasse, on 'orders' from his team, went to Memphis, Tenn., to select a bulldog. Ptolemy, a gift of the Edgar Webster family, was chosen and the Bulldogs promptly defeated Alabama 20-7.

A litter-mate of Ptolemy became the first mascot called 'Bully' shortly after Sasse's team beat mighty Army 13-7 at West Point that same year - perhaps the greatest victory in MSU football history. But Bully I earned other fame the hard way, in 1939 when a campus bus cut short his career.

Days of campus mourning followed, as Bully lay in state in a glass coffin. A half-mile funeral procession accompanied by the the Famous Maroon Band and three ROTC battalions went to Scott Field where Bully was buried under the bench at the 50-yard line. Even *Life* magazine covered the event. Other Bullies have since been buried by campus dorms, fraternity houses, and also at the football stadium.

For years Bully was a target for kidnappers, the last incident occurring prior to the 1974 State-Ole Miss game. The Bulldog team won anyway, 31-13. While early Bullies once roamed campus freely or lived in fraternities, today the official university mascot is housed at the School of Veterinary Medicine when not on duty at State home football games. For all their fierce appearance and reputation, today's mascot bulldogs are good-natured, friendly animals and favorites with children.

A student wearing a Bulldog suit, also answering to Bully, is part of the MSU cheerleading team and assists in stirring up State spirit at games and pep rallies.

THE COWBELL

The most unique and certainly the most resounding symbol of Mississippi State University tradition is the cowbell. Despite decades of attempts by opponents and authorities to banish it from scenes of competition, diehard State fans still celebrate Bulldog victories loudly and proudly with the distinctive sound of ringing cowbells.

The precise origin of the cowbell as a fixture of Mississippi State sports tradition remains unclear to this day. The best records have cowbells gradually introduced to the MSU sports scene in the late 1930s and early 1940s, coinciding with the 'golden age' of Mississippi State football success prior to World War II.

The most popular legend is that during a home football game between State and archival Ole Miss, a jersey cow wandered onto the playing field. Mississippi State soundly whipped the Rebels that Saturday, and State College students immediately adopted the cow as a good luck charm.

Students are said to have continued bringing a cow to football games for a while, until the practice was eventually discontinued in favor of bringing just the cow's bell.

Whatever the origin, it is certain by the 1950s cowbells were common at MSU games, and by the 1960s were established as the special symbol of MSU. Ironically, the cowbell's popularity grew most rapidly during the long years when State football teams were rarely successful. Flaunting this anachronism from the 'aggie' days was a proud response by students and alumni to outsider scorn of the university's 'cow college' history.

In the 1960s two MSU professors, Earl W. Terrell and Ralph L. Reeves, obliged some students by welding handles on the bells sothey could be rung with more convenience and authority. By 1963 the demand for these long-handled cowbells could not be filled by home workshops alone. So, at the suggestion of Reeves, the Student Association bought bells in bulk and the Industrial Education Club agreed to weld on handles. In 1964, the MSU



Bookstore began marketing these cowbells with a portion of profits returning to these student organizations.

Today many styles of cowbells are available on campus and around Starkville, with the top-of-the-line being a heavy chrome-plated model with a full Bulldog figurine handle. But experts insist the best and loudest results are produced by a classic long-handled, bicycle-grip bell made of thinner and tightly-welded shells.

Cowbells decorate offices and homes of Mississippi State alumni, and are passed down through generations of Bulldog fans. But they are not heard at Southeastern Conference games - not legally, at least - since the 1974 adoption of a conference rule against 'artificial noisemakers' at football and basketball games. On a 9-1 vote, SEC schools ruled cowbells a disruption and banned them.

This has done little harm to the cowbell's popularity,



The MSU student section has always been known as one of the loudest in the SEC.

however, or to prevent cowbells from being heard outside stadiums in which the Bulldogs are playing. They can still be heard at non-conference football contests, as well as other sporting events on campus. And bold Bulldog fans still risk confiscation for the privilege of keeping a unique Mississippi State tradition alive and ringing at SEC affairs.

MAROON & WHITE

Maroon and White are the distinctive colors of Mississippi State University athletic teams, dating back over a century to the very first football game ever played by the school's student-athletes.

On November 15, 1895, the first Mississippi A&M football team was preparing for a road trip to Jackson, Tenn., to play Southern Baptist University (now called Union University) the following day. Since every college was supposed to have its own uniform colors, the A&M student body requested that the school's team select a suitable combination.

Considering this choice to be an honor, the inaugural State team gave the privilege to team captain W.M. Matthews. Accounts report that without hesitation Matthews chose Maroon and White.

In the 112 years since, every Mississippi State athlete has donned the Maroon and White in some sort of combination. Often a shade of gray has been added to the scheme, such as for the numerals. Briefly in the 1980s, the men's and women's basketball teams wore all-gray uniforms with maroon and white trim, while football has at times sported silver game pants, and baseball will often wear all gray road outfits.

Only once has an MSU team appeared in any other color combination. In 1938, football coach Spike Nelson secretly had cardinal and gold uniforms made for State, a selection that did not sit well with the team or the college at the first game. Neither the uniforms nor Nelson were back for the next season.

MSU ALMA MATER

*In the heart of Mississippi,
Made by none but God's own hands,
Stately in her natural splendor,
Our Alma Mater proudly stands.
Mississippi State, we love you;
Fondest memories cling to thee;
Life shall bear thy spirit ever;
Loyal friends we'll always be.*

CHORUS:

*Maroon and White! Maroon and White!
Of thee with joy we sing; Thy colors bright,
our souls delight; With praise our voices ring.*



"HAIL STATE"

*Hail dear ole State!
Fight for that victory today,
Hit that line and tote that ball,
Cross the goal before you fall!
And then we'll yell, yell, yell, yell!
For dear ole State we'll yell like H-E-L-L!
Fight for Mis-sis-sip-pi State.
Win the game today!*



HUMPHREY COLISEUM



First Game

Dec. 1, 1975, an 85-82 win against Indiana State.

\$132,000

The cost of the new floor.

Humphrey

606

Total number of men's games played at the Hump since it opened.

Coliseum

Humphrey Coliseum, the largest on-campus basketball arena in the state of Mississippi, will be the home of Bulldog Basketball for the 42nd season during the 2016-17 campaign. Opened in 1975, the arena has undergone many modifications during recent years to rank as one of the finest multi-purpose facilities in the Southeastern Conference.

On the heels of MSU's record-setting 2003-04 basketball campaign, in which the Bulldogs posted a 26-4 ledger and claimed the overall SEC championship and won a second-straight SEC Western Division crown en route to making another NCAA Tournament appearance, Humphrey Coliseum underwent a major renovation.

Thanks to the generous contribution from the Henry Mize Foundation, a new four-sided, center-hung video scoreboard was added this past summer. The state-of-the-art, multi-purpose scoreboard features four main video displays and two ring displays suspended above the court to keep fans informed and entertained.

THE MIZE CONTRIBUTIONS

The late Henry Mize hailed from Booneville, Miss.,


and was a 1938 MSU alumnus and lifetime supporter of Mississippi State Athletics, while his nephew, Paul "Buzzy" Mize of Tupelo, Miss., and a 1978 State graduate, has served as the executor of the Henry Mize Foundation.

The Mize Foundation also funded the addition of approximately 1,000 maroon theatre-style chairback seats to increase the Coliseum's permanent seating capacity to nearly 10,500. This improvement to the Bulldogs' basketball arena was accomplished with the realignment of the lower-deck seats plus the addition of permanent foldout chairback seats at courtside.

In addition to the Coliseum's re-configured seating plan that now features chair back seats courtside often found at NBA arenas, an improved lighting system was installed two years ago to enhance the electric atmosphere at "The Hump." Additional restrooms were also added to the east side of the facility.

THE NEW-LOOK FLOOR

In the summer of 2016, a new permanent floor was installed at the cost of \$132,000, replacing the mobile floor that was 15 years old.



34

The Hump has had 10,000-plus fans 34 times.

Kermit Davis

The first Mississippi State coach at the Hump was Kermit Davis.

The new court is a Connor VIP II, maple floor and it was installed by Sports Floors Inc. out of Memphis.

Five years ago new, attractive banners honoring the Bulldogs' and Lady Bulldogs' SEC championships and postseason tournament appearances were unveiled, while in the summer of 2011 new lower-level seats, complete with cup holders were installed.

Since Humphrey Coliseum opened in 1975, the Bulldogs have won more than 70 percent of their battles at "The Hump." After ushering in the Humphrey Coliseum era of MSU basketball with an 85-82 victory over Indiana State back on Dec. 1, 1975, the Bulldogs have compiled an impressive 418-171 home record.

In 1990-91, Mississippi State went over the 1-million mark for overall home basketball attendance with the Bulldogs drawing 100,000-plus fans (102,072; 7,852 per game) in a single season for the first time in school history during MSU's SEC Championship campaign. On Feb. 23, 2002, at Humphrey Coliseum, a then-state of Mississippi-record 10,645 fans attended State's 61-59 home win against the Ole Miss Rebels in a crucial SEC contest. After nearly drawing 100,000 total fans during the 2002-03

season and setting a new single-season school record by averaging 9,165 fans per home SEC game, the 2003-04 Bulldog squad shattered all existing MSU basketball attendance records en route to capturing the school's first outright regular-season league championship since 1963.

In recording 12 or more home wins in a year for the fourth-straight year, the 2003-04 Bulldogs established new single-season Coliseum attendance standards for most total fans (111,940), highest per-game average for overall games (7,996), highest per-game average for SEC contests (10,209) and most crowds (6) of 10,000+ fans, along with setting a new mark for the largest single-game crowd (10,735) for MSU's 80-56 home triumph over Ole Miss on Feb. 7, 2004.

In a home win streak that began the year prior, the 2003-04 State squad also set a new all-time Coliseum record with 14 consecutive homecourt victories over the course of two years.

Named in honor of former university president George Duke Humphrey, the Coliseum also serves as the home for the women's basketball team in addition to housing administrative and Olympic sport coaches' offices.



MISSISSIPPI STATE TIMELINE

1906-1930

1906
MSU plays its first game against Columbus Athletic Club


1912
MSU records its only undefeated season in school history (9-0)

1923
MSU wins the Southern Intercollegiate Athletic Association Tournament

1909
MSU plays its inaugural on-campus basketball game

1922
MSU records the school's 100th win against Ole Miss

1930
MSU records the school's 200th win against State Teachers College



The 1908 Mississippi A&M team opened the school's first-ever basketball campaign with five-consecutive wins under the guidance of head coach T. H. Werner.

1931-1955

1931
MSU opens the "Tin Gym"

1950
MSU moves into a new gym, which is later named McCarthy Gym

1955
Babe McCarthy named MSU's new head coach

1955
Herb Hargett becomes MSU's first All-SEC selection

1955
Herb Hargett becomes MSU's first All-SEC selection

1955
Jim Ashmore becomes MSU's first All-American selection

1956-1959

1956
Jim Ashmore is named the SEC Player of the Year

1958
Bailey Howell is named the SEC Player of the Year

1959
MSU goes 24-1 and finishes the year ranked No. 3 in the country

1958
MSU records its first 20-win season

1959
MSU wins its first SEC Championship

1959
Bailey Howell wins his second SEC Player of the Year award

MISSISSIPPI STATE TIMELINE



1959-1975

1959
Bailey Howell drafted 2nd overall in the NBA by the Detroit Pistons

1961
Babe McCarthy is named the SEC Coach of the Year again

1963
MSU wins the SEC and plays in school's first NCAA Tournament

1970
Kermit Davis replaces Joe Dan Gold as head coach

1960
Babe McCarthy is named the SEC Coach of the Year

1962
Babe McCarthy is named the SEC Coach of the Year for the third time

1965
Joe Dan Gold replaces Babe McCarthy as head coach

1975
Humphrey Coliseum opens on Dec. 1 with MSU beating Indiana State



MSU won the 2009 SEC Tournament in Tampa, winning four games in four days, including the finals against Tennessee.

1977-1996

1977
Ron Greene replaces Kermit Davis as head coach

1981
Bob Boyd replaces Ron Greene as head coach

1986
Richard Williams is named head coach

1995
MSU reaches Sweet 16 and is SEC West co-champions

1978
Jim Hatfield replaces Ron Greene as head coach

1982
Jeff Malone becomes MSU's all-time leading scorer with 2,142 points

1991
MSU is co-SEC regular-season champions with LSU

1996
MSU wins SEC Tournament and advances to Final Four

1997-2010

1998
Rick Stansbury named MSU's 18th head coach

2004
MSU wins SEC crown and Lawrence Roberts is SEC Player of the Year

2009
MSU captures the school's third SEC Tournament crown

2002
MSU wins second SEC Tournament in school history

2004
Rick Stansbury is named the SEC Coach of the Year

2010
Jarvis Varnado becomes the NCAA career leader in blocked shots



MISSISSIPPI STATE TIMELINE

2011-2017

2012

MSU celebrates its 100th year of basketball

2012

Rick Ray named the 19th head coach in school history

2016

On Jan. 23, 2016, Ben Howland had his first SEC win, 84-74 vs. Ole Miss.

2012


Rick Stansbury retires after 14 years and the school's winningest coach

2015

In March of 2015, Ben Howland was hired to be MSU's 20th head coach



McCarthy Gym was the home of MSU until December of 1975.



Bailey Howell (left), and Jim Ashmore led MSU to great success in the late 1950s.



Babe McCarthy meets with the press prior to MSU's first NCAA Tournament game.



Humphrey Coliseum opened its doors on Dec. 1, 1975, with a victory against Indiana State.



Ben Howland was hired on March 23, 2015, as MSU's 20th head coach in school history.

2018 SEC TOURNAMENT



2017-18 Men's Basketball • 2017-18 Men's Basketball • 2017-18 Men's Basketball • 2017-18 Men's Basketball • 2017-18 Men's Basketball • 2017-18 Men's Basketball • 2017-18 Men's Basketball • 2017-18 Men's Basketball • 2017-18 Men's Basketball • 2017-18 Men's Basketball

2018 SEC MEN'S BASKETBALL TOURNAMENT March 7-11 • Scottrade Arena • St. Louis, Mo.



ALL TIME SEC TOURNAMENT CHAMPIONS

1933	Kentucky	1953-78	No Tournament Held	1998	Kentucky
1934	Alabama	1979	Tennessee	1999	Kentucky
1935	No Tournament Held	1980	LSU	2000	Arkansas
1936	Tennessee	1981	Ole Miss	2001	Kentucky
1937	Kentucky	1982	Alabama	2002	MISSISSIPPI STATE
1938	Georgia Tech	1983	Georgia	2003	Kentucky
1939	Kentucky	1984	Kentucky	2004	Kentucky
1940	Kentucky	1985	Auburn	2005	Florida
1941	Tennessee	1986	Kentucky	2006	Florida
1942	Kentucky	1987	Alabama	2007	Florida
1943	Tennessee	1988	Vacated	2008	Georgia
1944	Kentucky	1989	Alabama	2009	MISSISSIPPI STATE
1945	Kentucky	1990	Alabama	2010	Kentucky
1946	Kentucky	1991	Alabama	2011	Kentucky
1947	Kentucky	1992	Kentucky	2012	Vanderbilt
1948	Kentucky	1993	Kentucky	2013	Ole Miss
1949	Kentucky	1994	Kentucky	2014	Florida
1950	Kentucky	1995	Kentucky	2015	Kentucky
1951	Vanderbilt	1996	MISSISSIPPI STATE	2016	Kentucky
1952	Kentucky	1997	Kentucky	2017	Kentucky




MISSISSIPPI STATE LOCKER ROOM

RICHARD C. ADKERSON LOCKER ROOM



BEN HOWLAND



MISSISSIPPI STATE BASKETBALL HEAD COACH



FOR MORE INFORMATION VISIT
HAILSTATE.COM