

2015  2016



MISSISSIPPI STATE BASKETBALL MEDIA GUIDE

A full-length portrait of Ben Howland, a middle-aged man with short hair, smiling. He is wearing a dark blue pinstriped suit jacket, a white dress shirt, and a red and white striped tie. He is holding a white basketball with both hands in front of his waist. The basketball has "MISSISSIPPI STATE Bulldogs" and the MSU logo printed on it. The background is a dark, textured wall with geometric patterns and bright light flares.

BEN HOWLAND

HEAD COACH // FIRST SEASON

On March 23, 2015, Ben Howland was introduced as Mississippi State's 20th head coach in school history.

Howland comes to MSU with an overall coaching ledger of 401-206 following successful stints at Northern Arizona, Pittsburgh and UCLA, where he led all three teams to the NCAA Tournament.

"Ben is someone who is ready to invest in the people of Mississippi and Bulldogs everywhere, while bringing championship basketball back to the Hump," athletics director Scott Stricklin said. "Mississippi State can compete at the highest level, just as other teams have done in recent years, and I'm excited to have Coach Howland lead us back to that level."

Howland is most known for his success at perennial powerhouse UCLA, where he led the Bruins to three-consecutive Final Four appearances (2006-08), the first Bruins coach since the late legendary John Wooden to achieve that feat.

TABLE OF CONTENTS



GENERAL INFORMATION

| | |
|------------------------|---|
| Table of Contents..... | 1 |
| Quick Facts..... | 2 |
| Schedule..... | 3 |

RADIO/MEDIA/SEC

| | |
|-----------------------------|---|
| Media Relations..... | 4 |
| Media Policies/Outlets..... | 5 |
| MSU Radio Network/TV..... | 6 |

OUTLOOK/MSU PLAYERS

| | |
|--------------------------------|-------|
| 2015-16 Team Photo..... | 7 |
| 2015-16 Roster..... | 8 |
| 2015-16 TV & Radio Roster..... | 9 |
| Travis Daniels..... | 10-11 |
| Craig Sword..... | 12-13 |
| Fred Thomas..... | 14-15 |
| Gavin Ware..... | 16-17 |
| I.J. Ready..... | 18-19 |
| Demetrius Houston..... | 20-21 |
| Fallou Ndoye..... | 22-23 |
| Aric Holman..... | 24 |
| Malik Newman..... | 25 |
| Xavian Stapleton..... | 26 |
| Joe Strugg..... | 27 |
| Quinndary Weatherspoon..... | 28 |
| Johnny Zupardo..... | 29 |
| Carter Holmes/Jett Jobe..... | 30 |
| Reggie Patterson..... | 31 |
| Player Statistics vs. SEC..... | 32-33 |

STAFF

| | |
|--------------------|-------|
| Ben Howland..... | 33-38 |
| George Brooks..... | 39 |
| Korey McCray..... | 40 |
| Ernie Zeigler..... | 41 |
| Jason Ludwig..... | 42 |

| | |
|-------------------------------|-------|
| Basketball Support Staff..... | 42-45 |
| Maroon Madness..... | 46-47 |
| Dr. Mark E. Keenum..... | 48 |
| Scott Stricklin..... | 49 |

OPPONENTS

| | |
|-----------------------------|-------|
| SEC Series Scores..... | 50-58 |
| SEC Tournament History..... | 59-60 |
| SEC Series Breakdown..... | 61-63 |

REVIEW

| | |
|----------------------------------|-------|
| 2014-15 Season Review..... | 64 |
| 2014-15 Statistics..... | 65 |
| 2014-15 Results..... | 66 |
| 2014-15 Superlatives..... | 67 |
| 2014-15 Miscellaneous Stats..... | 68-69 |
| The Last Time..... | 70-71 |
| 2014-15 Recaps..... | 72-87 |
| 2014-15 SEC Review..... | 88-89 |

RECORDS

| | |
|---------------------------------------|---------|
| Individual Records..... | 90 |
| Scoring Records..... | 91 |
| Field Goal Records..... | 92-93 |
| 3-Point Field Goal Records..... | 94-95 |
| Free Throw Records..... | 96-97 |
| Rebounding Records..... | 98-99 |
| Assists/Blocks Records..... | 100 |
| MSU Steals Records..... | 101 |
| MSU Yearly Leaders..... | 102-104 |
| MSU Freshman Records..... | 105-106 |
| MSU Opponent Records..... | 107 |
| MSU Team Records..... | 108 |
| SEC Statistical Titles & Leaders..... | 109 |
| MSU Team Superlatives..... | 110-112 |
| Team Season Highs..... | 113-114 |
| Team Statistical Trends..... | 115-116 |

| | |
|--------------------------------|---------|
| Humphrey Coliseum Records..... | 117-120 |
| 2,000-Point Scoring Club..... | 121-122 |
| 1,000-Point Scoring Club..... | 123-126 |

HISTORY

| | |
|----------------------------------|---------|
| MSU Honor Roll..... | 127-129 |
| Hall of Famer Bailey Howell..... | 130 |
| Postseason History..... | 131 |
| Postseason Records..... | 132 |
| Postseason Box Scores..... | 133-142 |
| SEC Tournament Records..... | 143-144 |
| In-Season Tournaments..... | 145-147 |
| Yearly Records..... | 148-149 |
| Coaching History..... | 150 |
| All-Time MSU Assistants..... | 151 |
| Letterman/Team Captains..... | 152-154 |
| All-Time Team Awards..... | 155 |
| Bulldogs In The NBA..... | 156-157 |
| All-Time Series Records..... | 158-169 |
| Non-SEC Series Records..... | 160-178 |
| All-Time Results..... | 179-201 |

MISSISSIPPI STATE UNIVERSITY

| | |
|-----------------------------------|---------|
| MSU..... | 202-203 |
| Mississippi State Traditions..... | 204-205 |
| Humphrey Coliseum..... | 206-207 |
| MSU Basketball Timeline..... | 208-210 |

SEC/LOCKER ROOM

| | |
|--------------------------|-----|
| 2015 SEC Tournament..... | 211 |
| New MSU Locker Room..... | 212 |

CREDITS

The 2015-16 Mississippi State Men's Basketball Media Guide is a product of the Media Relations Office, published by the Mississippi State University Athletic Department.

EDITOR: Gregg Ellis, Associate Media Relations Director

GRAPHIC/COVER DESIGN: Ashley Strauss, MSU athletics.

EDITORIAL ASSISTANCE: Drew Caves, Emily McConnell, Hunter Richardson, Will Goodwin, Alden Thornhill, Morgan McGuire, Chloe Simmons, Lacey Reed, John Galatas, Bridgette Hudak, Shelby Childress, Jordan Hall and Nick Price, with additional assistance provided by the MSU Department of University Relations; the MSU Department of Archives; the Greater Starkville Development Partnership office; the staffs at Adidas and Balfour; the various media relations departments within the National Basketball Association, along with the NCAA and SEC.

PHOTOGRAPHY: Kelly Price, Associated Press, Charles W. Alliston, Dan Avila, Megan Bean, Kenny Billings, Gary Dogdon, Joe Collins, David Coyle, Robert Crawford, Joe Dier, Fred Faulk, Mansel Guerry, Jim Henson, Paul Hollis, Russ Houston, Wendell M. Hughes, Laughead Photographers, Barry Lawrence, Bob Leverone, Richard Lewis, Brian Allen Loden, Darrell McAllister, Patrick Merrill, Mississippi Sports Hall of Fame and Museum, Chris Mooney, R.D. Moore, Layne Murdoch, Joe Murphy/NBA/Getty Images, NBA Photos, Naimsmith Memorial Basketball Hall of Fame, Clint Parrish, Dick Raphael, Joe Ray Roberson, Bob Rosata, Bill Simmonds, Bob Smith/Photo/Adrenaline.com, Breck Smither, Nicole Sweet, Jason Szenes, Time Inc., Scout.com, Michael Wardlaw and David Allen Williams.

PRINTING: Hederman Brothers, Jackson, Miss.

Mississippi State University does not discriminate on the basis of race, color, religion, national origin, sex, sexual orientation or group affiliation, age, disability or veteran status. Dr. Mary Alexander, Director of the Office of Diversity and Equity Programs (McArthur Hall, Room 106, P.O. Box 6199, Mississippi State, MS 39762/662-325-2493), is the designated employee responsible to coordinate efforts to carry out responsibilities and make investigations of complaints relating to discrimination in conforming with Title IX of the Education Amendments of 1972, Sections 503 and 5-4 of the Rehabilitation Act of 1974, and the Americans with Disabilities Act of 1990.



Seniors Fred Thomas, Gavin Ware, Johnny Zupardo, Craig Sword, Travis Daniels and freshman Malik Newman are looking to get Mississippi State back to postseason play.



Quick Facts

QUICK FACTS

| | |
|--------------------------------|----------------------------|
| Location: | Starkville, Mississippi |
| Founded: | February 28, 1878 |
| Enrollment: | 20,873 |
| Conference: | SEC |
| Nickname: | Bulldogs |
| Colors: | Maroon (PMS 202) & White |
| Arena: | Humphrey Coliseum (10,575) |
| President: | Dr. Mark E. Keenum |
| Director of Athletics: | Scott Stricklin |
| Faculty Representative: | Dr. Steven C. Turner |

BASKETBALL HISTORY

| | |
|--------------------------------------|--|
| First Year of Basketball: | 1908-09 |
| Number of Seasons: | 103 |
| All-Time Record: | 1,347-1,142 |
| All-Time SEC Record: | 564-738 |
| Total Number of Head Coaches: | 20 |
| Humphrey Coliseum Record: | 408-166 |
| 20-Win Seasons: | 17 |
| NCAA Tournament Appearances: | 10 (11-10) |
| NCAA Tournament Final Fours: | 1 (1996, lost to Syracuse 77-69 in semis) |
| NIT Appearances: | 8 (7-8) |
| NIT Final Fours: | 1 (2007, lost 63-62 to West Virginia in semis) |
| SEC Championships: | 6 (2004, 1991, 1963, 1962, 1961, 1959) |
| SEC Tournament Championships: | 3 (2009, 2002 and 1996) |
| SEC Tournament Record: | 29-51 |
| SEC Western Division Titles: | 7 (2010, 2008, 2007, 2004, 2003, 1996, 1995) |
| BASKETBALL STAFF | |
| Head Coach: | Ben Howland (Weber State, 1979) <i>Phone: 662-325-3800</i> Record at MSU: First year Overall Record: 401-206 (19) |
| Assistant Coach: | George Brooks (Mississippi State, 1997) |
| Assistant Coach: | Korey McCray (Mercer, 2001) |

| | |
|----------------------------------|---|
| Assistant Coach: | Ernie Zeigler (Cleary College, 1994) |
| Director of Operations: | Jason Ludwig (UCLA, 2005) |
| Video Coordinator: | Michael Moynihan (North Georgia, 2010) |
| Director of Performance: | David Deets (Northwestern State, 2000) |
| Athletic Trainer: | Ryan Dotson |
| Graduate Assistant Coach: | Donovan Castro (UCLA, 2014) Jalen Courtney (Morehead State, 2015) |
| Academic Counselor: | Sawyer Bowering (Mississippi State, 2010) |
| Administrative Asst.: | Suzanne Cook |
| Media Relations Contact: | Gregg Ellis <i>Phone: 662-325-3595</i> <i>Cell: 662-322-0145</i> <i>Fax: 662-325-3654</i> <i>Email: gellis@athletics.msstate.edu</i> <i>Twitter: @msusportsgregg & @HailStateMBK</i> |

TEAM INFORMATION

| | |
|--------------------------------------|-----------|
| 2014-15 Overall Record: | 13-19 |
| 2010-11 SEC Record: | 6-12 |
| SEC Finish: | T11th |
| Home Record: | 9-8 |
| Away Record: | 3-8 |
| Neutral Record: | 1-3 |
| Postseason: | n/a |
| National Ranking: | n/a |
| Starters Returning/Lost: | 4/1 |
| Letterwinners Returning/Lost: | 7/6 |
| Newcomers: | 9 |
| Roster (Sr/Jr/So/Fr): | (5/3/4/4) |

A LOOK AT THE TEAM

| | |
|--------------------------------------|---|
| Starters Returning (4) | G. Craig Sword, Sr. <i>11.3 ppg., 1.0 spg., 1.7 apg.</i> |
| | G. Fred Thomas, Sr. <i>9.1 ppg., 0.7 spg., 3.6 rpg.</i> |
| | G. Travis Daniels, Sr. <i>6.1 ppg., 0.6 apg., 3.9 rpg.</i> |
| | F. Gavin Ware, Sr. <i>10.0 ppg., 7.1 rpg., 1.1 bpg</i> |
| Other Lettermen Returning (3) | F. Demetrius Houston, So. <i>3.1 ppg., 2.3 rpg.</i> |
| | F. Fallou Ndoye, So. <i>2.1 ppg., 1.8 rpg.</i> |
| | G. I.J. Ready, Jr. <i>8.2 ppg., 2.4 apg.</i> |

Newcomers (7)

| |
|--|
| F. Aric Holman, Fr. <i>6-10, 195, Owensboro, Ky.</i> |
| G. Carter Holmes, So. [^] <i>5-11, 186, Jackson, Miss.</i> |
| G. Jett Jobe, Fr. [^] <i>6-3, 180, Tuttle, Okla.</i> |
| G. Malik Newman, Fr. <i>6-3, 178, Jackson, Miss.</i> |
| G. Reggie Patterson, Jr. [^] <i>6-1, 175, Baldwin, Miss.</i> |
| G. Xavian Stapleton, So. [%] <i>6-6, 190, Flora, Miss.</i> |
| F. Joe Strugg, Fr. <i>6-8, 196, Montgomery, Ala.</i> |
| G. Quindary Weatherspoon, Fr. <i>6-4, 190, Jackson, Miss.</i> |
| F. Johnny Zupardo, Sr. [^] <i>6-9, 235, Bay St. Louis, Miss.</i> |

Lettermen Lost (6)

| |
|--|
| F. Oliver Black <i>1.8 ppg., 2.4 rpg.</i> |
| G. Trivante Bloodman <i>3.8 ppg., 1.5 rpg.</i> |
| G. Isaiah Butler [^] <i>0.0 ppg., 0.3 rpg.</i> |
| G. Maurice Dunlap <i>2.9 ppg., 0.6 rpg.</i> |
| G. Jeffery Johnson [^] <i>0.0 ppg., 0.3 rpg.</i> |
| F. Roquez Johnson <i>9.3 ppg., 5.1 rpg.</i> |

[^] Walk-on
[#] Redshirted last year

RETURNING TEAM STATS

| | |
|--|------------------|
| Percentage of Scoring: | 75.1 (1485/1977) |
| Percentage of Rebounds: | 64.1 (704/1099) |
| Percentage of Field Goals Made: | 75.5 (505/669) |
| Percentage of 3-Point FGs Made: | 97.0 (129/133) |
| Percentage of Free Throws Made: | 68.4 (346/506) |
| Percentage of Assists: | 67.3 (187/278) |
| Percentage of Steals: | 65.9 (135/205) |
| Percentage of Blocks: | 83.3 (75/90) |
| Percentage of Minutes: | 68.4 (4381/6401) |

RETURNING TOP INDIVIDUALS

| | |
|-------------------|----------------------------|
| Points: | Craig Sword (317, 11.3) |
| Rebounds: | Gavin Ware (212, 7.1) |
| Assists: | I.J. Ready (71, 2.4) |
| Steals: | Craig Sword (37, 1.3) |
| Blocks: | Fred Thomas (32, 1.1) |
| FG %: | Gavin Ware, 50.0 (110-220) |
| 3-Point %: | Craig Sword, 36.0 (27-75) |
| FT %: | I.J. Ready, 88.1 (37-42) |

2015-16 Schedule



| Date | Day | Team | Where | Television | Time |
|------------|------------------|--------------------------------|------------------------|-----------------------|------------|
| N6 | Friday | Fort Valley State [EXH] | STARKVILLE | | 7 p.m. |
| N13 | Friday | Eastern Washington | STARKVILLE | SEC Network | 8 p.m. |
| N16 | Monday | Southern University | STARKVILLE | SEC+ | 7 p.m. |
| N19 | Thursday | ! Miami (FL) | San Juan, Puerto Rico | ESPN2 | 4 p.m. |
| N20 | Friday | ! Texas Tech/Utah | San Juan, Puerto Rico | TBA | TBA |
| N22 | Sunday | ! TBA | San Juan, Puerto Rico | TBA | TBA |
| N28 | Saturday | UT Martin | STARKVILLE | SEC+ | TBA |
| D2 | Wednesday | Texas Southern | STARKVILLE | SEC Network | 7 p.m. |
| D12 | Saturday | UMKC | Kansas City, Mo. | | 4 p.m. |
| D16 | Wednesday | Florida State | Tallahassee, Fla. | ESPN2 | 8 p.m. |
| D19 | Saturday | Tulane | STARKVILLE | SEC Network | 3 p.m. |
| D23 | Wednesday | % Northern Colorado | Jackson, Miss. | SEC Network | 7 p.m. |
| D31 | Thursday | North Carolina Central | STARKVILLE | SEC+ | 1 p.m. |
| J6 | Wednesday | Texas A&M | STARKVILLE | SEC Network | 7:30 p.m. |
| J9 | Saturday | Arkansas | Fayetteville, Ar. | SEC Network | 2:30 p.m. |
| J12 | Tuesday | Kentucky | Lexington, Ky. | ESPN/SEC Network | 6 p.m. |
| J16 | Saturday | Tennessee | STARKVILLE | SEC Network | 2:30 p.m. |
| J19 | Tuesday | Florida | Gainesville, Fla. | ESPNU | 6 p.m. |
| J23 | Saturday | Ole Miss | STARKVILLE | SEC Network | 1 p.m. |
| J26 | Tuesday | South Carolina | Columbia, S.C. | SEC Network | 6 p.m. |
| J30 | Saturday | Missouri | Columbia, Mo. | SEC Network | 7:30 p.m. |
| F2 | Tuesday | Alabama | STARKVILLE | SEC Network | 8 p.m. |
| F6 | Saturday | LSU | Baton Rouge, La. | ESPN2 | 5 p.m. |
| F9 | Tuesday | Arkansas | STARKVILLE | SEC Network | 8 p.m. |
| F13 | Saturday | Georgia | STARKVILLE | SEC Network | 7 p.m. |
| F16 | Tuesday | Vanderbilt | STARKVILLE | SEC Network | 8 p.m. |
| F20 | Saturday | Alabama | Tuscaloosa, Ala. | SEC Network | 1:30 p.m. |
| F24 | Wednesday | Texas A&M | College Station, Texas | ESPN2 | 6 p.m. |
| F27 | Saturday | South Carolina | STARKVILLE | SEC Network | 1:30 p.m. |
| M2 | Wednesday | Ole Miss | Oxford, Miss. | SEC Network | 6 p.m. |
| M5 | Saturday | Auburn | STARKVILLE | SEC Network | 1:30 p.m. |
| M9-13 | Wed.-Sun. | SEC Tournament | Nashville | SEC Network/ESPNU/ABC | TBA |

! - Puerto Rico Tip-Off

% - at Mississippi Coliseum

All times are Central

Home games denoted by **Bold**



MSU MEDIA RELATIONS



GREGG ELLIS

Associate Director of Media Relations
Men's Basketball SID

Office Phone 662.325.3595
Email gellis@athletics.msstate.edu
Twitter @msusportsgregg
@HailStateMBK



HUNTER RICHARDSON

Media Relations Graduate Assistant
Secondary Men's Basketball Contact

Office Phone 662.325.6259
Email hrichardson@athletics.msstate.edu
Twitter @hunterrich18

MEDIA RELATIONS MAILING ADDRESS

MSU Media Relations
P.O. Box 5308
Mississippi State, MS 39762

OVERNIGHT MAILING ADDRESS

MSU Media Relations
Humphrey Coliseum, Room 202
55 Coliseum Blvd.
Mississippi State, MS 39762

HUMPHREY COLISEUM

Phone: 662.325.0540; Fax: 662.325.3654

BRYAN BUILDING

Phone: 662.325.2703; Fax: 662.325.2653



ATHLETIC MEDIA RELATIONS 2015-16 STAFF DIRECTORY

Bryan Building Staff

Scott Wetherbee

Sr. Associate AD/External Affairs
662.325.2277
swetherbee@athletics.msstate.edu

John Cade

Assistant AD/Media Relations
662.325.0971
jrcade@athletics.msstate.edu

Bill Martin

Assistant AD/Media Relations
662.325.0967
bmartin@athletics.msstate.edu

Kyle Niblett

Assistant Director
662.325.8040
kniblett@athletics.msstate.edu

Andrew Piper

Assistant Media Relations Director
662.325.0972
apiper@athletics.msstate.edu

Bob Carskadon

HailState.com Beat Writer
662.325.4582
bcarskadon@athletics.msstate.edu

Diane Keith

Administrative Assistant
662.325.0540
dkeith@athletics.msstate.edu

Humphrey Coliseum Staff

Gregg Ellis

Associate Director of Media Relations
662.325.3595
gellis@athletics.msstate.edu

Brock Turnipseed

Assistant Director of Media Relations
662.325.7556
bturnipseed@athletics.msstate.edu

Emily McConnell

Graduate Assistant
662.325.5865
emcconnell@athletics.msstate.edu

Tyson Rodgers

Graduate Assistant
662.418.2982
trodders@athletics.msstate.edu

Video Staff at Shira

Bennie Ashford

Assistant AD/Video Productions
662.325.1262
bashford@athletics.msstate.edu

Drew Walker

Assistant AD/Video Operations
662.325.3327
dwalker@athletics.msstate.edu

Derek Cody

Assistant Director/Video Operations
662.325.3331
dcody@athletics.msstate.edu

Aaron Van Auken

Assistant Director /Video Operations
662.325.3330
acv103@msstate.edu



The 2015-16 Mississippi State Men's Basketball Media Guide has been prepared to assist media members in their coverage of the Bulldogs. It is our hope most of your questions will be answered on the pages of this guide. However, should you desire additional information or assistance, please contact Gregg Ellis at 662-325-3595.

MEDIA CREDENTIALS

Any and all credential request should be made by emailing Gregg Ellis at gellis@athletics.msstate.edu.

Priority for the issuance of credentials will be given to daily newspapers, internet sites, radio stations and television stations that cover Mississippi State or MSU's game-day opponent on a regular basis.

MEDIA WILL CALL

Credentials for MSU home basketball games can be picked up at the will call window located just to the left of the coliseum media entrance.

TELEPHONES, WIRELESS AND ETHERNET USE

A limited number of telephones are available for media use before, during and after basketball games on a first-come, first-served basis in the Babe McCarthy Media Room, located just to the left upon entering the main back entrance of Humphrey Coliseum. In addition, wireless service, which will require a password, is available.

PLAYER & COACH INTERVIEWS

All media members must contact Gregg Ellis for interview requests and practice times throughout the season. Any player interviews conducted prior to daily practices need to be concluded 30 minutes before the start of practice.

Each Monday, Ben Howland and selected players will have an on-campus press conference at 1:30 p.m.

POSTGAME INTERVIEWS

The MSU locker room is closed to media at all times. Following games, all interviews with coaches and players from each team will be held at the Babe McCarthy Media Room. Before the game ends, members of the media relations office will seek player requests.

SATELLITE UPLINKS

The MSU Television Center will uplink game highlights and postgame interviews following all home games during the 2015-16 season. Please contact Bennie Ashford of the MSU Television Center (662-1262 or bashford@athletics.msstate.edu) for specific details.

MSU ON THE INTERNET, TWITTER AND BLOGS

Visit www.hailstate.com for all updated statistics, game notes and other pertinent basketball information.

The site also offers up-to-date information on all of MSU's 16 varsity sports, including schedules and results, player and coach biographies, as well as the latest news from the MSU athletic program.

In addition, HailStateTV features live and delayed audio and video streaming of selected MSU sports, plus Bulldog coaches' TV shows, press conferences, and much more.

Media can follow basketball tweets year at both [@msusportsgregg](https://twitter.com/msusportsgregg) and [@HailStateMBK](https://twitter.com/HailStateMBK).

In-game blogging can also be viewed at www.hailstate.com.

SEC TELECONFERENCE

Once SEC play starts, all 14 of the league's coaches will participate in a conference-wide teleconference every Monday beginning in January and running through the conference's regular season. The teleconferences will be coordinated through the SEC Media Relations Office. Following a brief introduction, each coach will answer questions from the media for seven minutes. Media members should contact SEC Associate Media Relations Director Craig Pinkerton at the league office (205-458-3038 or cpinkerton@sec.org) for additional information.

TELECONFERENCE SCHEDULE

| | |
|-------------------|-------------------------------|
| 10:00 a.m. | Kevin Stallings (Vanderbilt) |
| 10:07 a.m. | Michael White (Florida) |
| 10:14 a.m. | Frank Martin (South Carolina) |
| 10:21 a.m. | Mark Fox (Georgia) |
| 10:28 a.m. | Johnny Jones (LSU) |
| 10:35 a.m. | John Calipari (Kentucky) |
| 10:42 a.m. | Rick Barnes (Tennessee) |
| 10:49 a.m. | Mike Anderson (Arkansas) |
| 10:56 a.m. | Avery Johnson (Alabama) |
| 11:03 a.m. | Bruce Pearl (Auburn) |
| 11:10 a.m. | Andy Kennedy (Ole Miss) |
| 11:17 a.m. | Ben Howland (MSU) |
| 11:24 a.m. | Kim Anderson (Missouri) |
| 11:31 p.m. | Billy Kennedy (Texas A&M) |

All times Central

MSU MEDIA OUTLETS

Print Media

Clarion Ledger
Michael Bonner, beat writer
Phone: 1-662-617-4362

Commercial Dispatch
Ben Wait, beat writer
Phone: 1-662-316-7586

Daily Journal
Logan Lowery, beat writer
Phone: 1-662-251-2467

Daily Star
Chuck Hathcock, beat writer
Phone: 1-662-226-4321

Starkville Daily News
Joel Coleman, beat writer
Phone: 1-662-285-8706

Danny P. Smith, columnist

The Associated Press
David Brandt, beat writer
Phone: 1-601-948-5897

HailState.com
Bob Carskadon, beat writer
Phone: 1-662-769-0362

The Reflector
Phone: 1-662-325-8819

Internet Media

Dawg's Bite/Gene's Page
David Murray, Writer
Phone: 1-662-418-3982

Gene Swindoll
Phone: 1-662-320-8466
Steve Robertson
Phone: 1-225-803-7197

Bulldawgs 24/7
Paul Jones, beat writer
Phone: 1-662-307-0969
Robbie Faulk, Writer
Phone: 1-662-803-2965

TV Media

WCBI, Columbus
Phone: 1-662-245-0133

WTVA/WLOV, Tupelo
Phone: 1-662-842-7620

WLBT, Jackson
Phone: 1-601-948-3333

WAPT, Jackson
Phone: 1-601-922-1652

WJTV, Jackson
Phone: 1-601-944-4921

Radio Media

Bulldog Sports Radio
Brian Hadad, Host
Phone: 1-662-648-7200

WFCB 1-662-547-6414
WMSV 1-662-325-8819



MISSISSIPPI STATE RADIO/TV



Jim Ellis returns for his fifth year as the "Voice of the Bulldogs" after spending 28 years as the analyst with the late Jack Cristil. Joining Ellis is former MSU coach and Hall of Famer, Richard Williams.

Back for his fifth year behind the mic calling Mississippi State basketball games is Jim Ellis, who will be joined in the booth for the second year with Hall of Fame coach, Richard Williams.

This season marks the 33rd year for the award-winning Ellis, a West Point native who spent 28 years as the color commentator for the Jack Cristil, who retired in 2011 and passed away in 2014.

Ellis, who also handles the play-by-play for football and baseball, was named the "Outstanding Broadcaster in Mississippi" in both 2002 and 1999. In 2007, he was honored by the Mississippi Chapter of the National Football Hall of Fame for his contributions to amateur football.

A 1969 Mississippi State alumnus, Ellis is probably best known as the ever-popular "Voice of the Baseball Bulldogs," serving as the producer-director of one of the nation's largest collegiate baseball radio networks for the past 33 years. Ellis has also handled play-by-play chores for the Lady Bulldog basketball team, a job that has now belonged to Jason Crowder for two seasons.

WILLIAMS NO STRANGER

Williams is certainly no stranger to Mississippi State.

Since retiring from MSU following the 1997 season, Williams coached professionally with the Memphis Hound Dogs of the ABL and the Jackson Rage of the WBA.

He also served as the director of operations at UAB before returning to the sidelines an assistant at Arkansas State under John Brady.

But it's his time at MSU fans will remember most.

After replacing Bob Boyd following the 1986 campaign, Williams directed the Bulldogs to 191 victories in 12 seasons to rank second all-time in school history.

But it's his team's accomplishment in 1996 that will never be forgotten.

That year, MSU posted a 26-8 ledger, won the SEC Tournament and then did the impossible — advance to the Final Four following upset wins against Cincinnati and UConn.

Three players from that squad were drafted in the NBA — Erick Dampier, Dontae' Jones and Darryl Wilson.

"I can't tell you how much I look forward to working with a professional like Jim Ellis," Williams said. "He's legendary and hopefully, I will be able to provide for our fans an insight about the game from a coach's perspective."

In July, Williams was inducted in the Mississippi Sports Hall of Fame.

Mississippi State Basketball With Ben Howland

Starting in January, first-year coach Ben Howland will be featured in "Relentless: Mississippi State Basketball" a 30-minute magazine style program featuring MSU's 2015-16 squad.

The weekly show, which can be found on www.hailstate.com, features game highlights, player interviews, courtside profiles showcasing interesting aspects of the basketball program.

The show will be produced by Derek Cody, Drew Walker and Aaron Van Auken and will be a production of the Bulldog Sports Network.

MSU BASKETBALL RADIO NETWORK (Affiliate listing as of October 2015)

| City/Town | Station | Frequency |
|------------------------|---------|-----------|
| •Aberdeen | WWZQ-AM | 1240 |
| •Amory | WAMY-AM | 1580 |
| •Batesville | WBLE-FM | 100.5 |
| •Biloxi/Gulfport | WBUV-FM | 104.9 |
| •Bude/Brookhaven | WMJU-FM | 104.3 |
| •Columbia | WCJU-FM | 104.9 |
| •Corinth | WKCU-AM | 1350 |
| •French Camp | WFCU-FM | 107.9 |
| •Greenville | WDMS-FM | 100.7 |
| •Greenwood/Indianola | WTCD-FM | 96.9 |
| •Grenada | WOHT-FM | 92.3 |
| •Hattiesburg | WMXI-FM | 98.1 |
| •Jackson | WRKS-FM | 105.9 |
| •Lucedale | WRBE-FM | 106.9 |
| •Memphis, TN | KQPN-AM | 730 |
| •Meridian | WMOX-AM | 1010 |
| •Monticello | WRQO-FM | 102.1 |
| •Natchez | WNAT-AM | 1450 |
| •Philadelphia | WWSL-FM | 102.3 |
| •Starkville/West Point | WKBB-FM | 100.9 |
| •Tupelo | WXWX-FM | 96.3 |
| •Vicksburg | WVBG-FM | 105.5 |
| •Winona | WONA-FM | 95.1 |



2014-15 MISSISSIPPI STATE BULLDOGS

Sitting (L-R): Quinnndary Weatherspoon, I.J. Ready, Craig Sword, Ben Howland, Malik Newman, Carter Holmes, Reggie Patterson

Standing (L-R): Xavian Stapleton, Demetrius Houston, Joe Strugg, Travis Daniels, Gavin Ware, Fallou Ndoye, Aric Holman, Johnny Zupardo, Fred Thomas, Jett Jobe



Rosters

Numerical Roster

| No. | Name | Pos. | Ht. | Wt. | Yr. | Exp. | Hometown |
|-----|------------------------|------|------|-----|-----|------|--|
| 1 | Fred Thomas | G | 6-5 | 210 | Sr. | 3L | Jackson, MS (Jim Hill HS) |
| 2 | Demetrius Houston | F | 6-7 | 201 | So. | 1L | Montgomery, AL (G.W. Carver HS) |
| 4 | Johnny Zuppardo | F | 6-8 | 226 | Sr. | JC | Bay St. Louis, MS (Jones JC) |
| 5 | Joe Strugg | F | 6-9 | 192 | Fr. | HS | Montgomery, AL (G.W. Carver HS) |
| 10 | Carter Holmes | G | 6-0 | 185 | So. | HS | Jackson, MS (Jackson Academy) |
| 11 | Quinndary Weatherspoon | G | 6-4 | 202 | Fr. | HS | Canton, MS (Velma Jackson HS) |
| 13 | Xavian Stapleton | G | 6-7 | 203 | So. | TR | Flora, MS (Louisiana Tech) |
| 14 | Malik Newman | G | 6-3 | 190 | Fr. | HS | Jackson, MS (Callaway HS) |
| 15 | I.J. Ready | G | 5-11 | 170 | Jr. | 2L | North Little Rock, AR (Parkview Magnet HS) |
| 20 | Gavin Ware | F | 6-9 | 260 | Sr. | 3L | Starkville, MS (Starkville HS) |
| 21 | Reggie Patterson | G | 6-4 | 168 | Jr. | JC | Baldwyn, MS (Northeast CC) |
| 22 | Fallou Ndoye | F | 6-10 | 242 | So. | 1L | Taif, Senegal (Findley Prep, Las Vegas) |
| 23 | Travis Daniels | G | 6-8 | 225 | Sr. | 1L | Tuscaloosa, AL (Shelton State CC) |
| 24 | Jett Jobe | G | 6-4 | 181 | Fr. | HS | Tuttle, OK (Tuttle HS) |
| 32 | Craig Sword | G | 6-3 | 197 | Sr. | 3L | Montgomery, AL (G.W. Carver HS) |
| 35 | Aric Holman | F | 6-10 | 212 | Fr. | HS | Owensboro, KY (Owensboro HS) |

Alphabetical Roster

| No. | Name | Pos. | Ht. | Wt. | Yr. | Exp. | Hometown |
|-----|------------------------|------|------|-----|-----|------|--|
| 23 | Travis Daniels | G | 6-8 | 225 | Sr. | 1L | Tuscaloosa, AL (Shelton State CC) |
| 35 | Aric Holman | F | 6-10 | 212 | Fr. | HS | Owensboro, KY (Owensboro HS) |
| 10 | Carter Holmes | G | 6-0 | 185 | So. | HS | Jackson, MS (Jackson Academy) |
| 2 | Demetrius Houston | F | 6-7 | 201 | So. | 1L | Montgomery, AL (G.W. Carver HS) |
| 24 | Jett Jobe | G | 6-4 | 181 | Fr. | HS | Tuttle, OK (Tuttle HS) |
| 22 | Fallou Ndoye | F | 6-10 | 242 | So. | 1L | Taif, Senegal (Findley Prep, Las Vegas) |
| 14 | Malik Newman | G | 6-3 | 190 | Fr. | HS | Jackson, MS (Callaway HS) |
| 21 | Reggie Patterson | G | 6-4 | 168 | Jr. | JC | Baldwyn, MS (Northeast CC) |
| 15 | I.J. Ready | G | 5-11 | 170 | Jr. | 2L | North Little Rock, AR (Parkview Magnet HS) |
| 13 | Xavian Stapleton | G | 6-7 | 203 | So. | TR | Flora, MS (Louisiana Tech) |
| 5 | Joe Strugg | F | 6-9 | 192 | Fr. | HS | Montgomery, AL (G.W. Carver HS) |
| 32 | Craig Sword | G | 6-3 | 197 | Sr. | 3L | Montgomery, AL (G.W. Carver HS) |
| 1 | Fred Thomas | G | 6-5 | 210 | Sr. | 3L | Jackson, MS (Jim Hill HS) |
| 20 | Gavin Ware | F | 6-9 | 260 | Sr. | 3L | Starkville, MS (Starkville HS) |
| 11 | Quinndary Weatherspoon | G | 6-4 | 202 | Fr. | HS | Canton, MS (Velma Jackson HS) |
| 4 | Johnny Zuppardo | F | 6-8 | 226 | Sr. | JC | Bay St. Louis, MS (Jones JC) |

HEAD COACH:

Ben Howland (Weber State, 1979; 1st year)

ASSISTANTS:

George Brooks (Mississippi State, 1997; 6th year)

Korey McCray (Mercer, 2001; 1st year)

Ernie Zeigler (Cleary College, 1994; 1st year)

STRENGTH & CONDITIONG:

David Deets (Northwestern State, 2000; 1st year)

OPERATIONS:

Jason Ludwig (UCLA, 2005; 1st year)

Pronunciation Guide

ARIC HOLMAN: ERIC

MALIK NEWMAN: MA-LEAK

CRAIG SWORD: SWORD

JOHNNY ZUPPARDO: ZOO-PAR-DOE

TV/RADIO ROSTER



1 Fred Thomas
6-5 | 210 | SR | G
Jackson, MS



2 Demetrius Houston
6-7 | 201 | SO | F
Montgomery, AL



4 Johnny Zuppardo
6-8 | 226 | SR | F
Bay St. Louis, MS



5 Joe Strugg
6-9 | 192 | FR | F
Montgomery, AL



10 Carter Holmes
6-0 | 185 | SO | G
Jackson, MS



11 Quindary Weatherspoon
6-4 | 202 | FR | G
Canton, MS



13 Xavian Stapleton
6-7 | 203 | SO | G
Flora, MS



14 Malik Newman
6-3 | 190 | FR | G
Jackson, MS



15 I.J. Ready
5-11 | 170 | JR | G
North Little Rock, AR



20 Gavin Ware
6-9 | 260 | SR | F
Starkville, MS



21 Reggie Patterson
6-4 | 168 | JR | G
Baldwyn, MS



22 Fallou Ndoye
6-10 | 242 | SO | F
Taif, Senegal




23 Travis Daniels
6-8 | 225 | SR | G
Tuscaloosa, AL



24 Jett Jobe
6-4 | 181 | FR | G
Tuttle, OK



32 Craig Sword
6-3 | 197 | SR | G
Montgomery, AL



35 Eric Holman
6-10 | 212 | FR | F
Owensboro, KY



23 Travis Daniels

6-8 | 225 | G | Tuscaloosa, AL
Shelton State CC/Russellville HS

2014-15 • Junior


- Appeared in all 32 games for Mississippi State and drew 26 starts.
- In first-career game for the Bulldogs, had 2 points, 1 rebound and 1 steal against Western Carolina in the season opener.
- Career-high 21 points came against St. Louis in the Corpus Christi Classic.
- Scored in double-digits eight times.
- Had 7 or more rebounds four times, with career-best 9 coming at Tulane on Dec. 6.
- Finished fourth on the team with 24 made 3-pointers.
- In SEC games, averaged 5.0 points, and 2.8 rebounds.
- In the SEC Tournament against Auburn, had 6 points, 3 rebounds, 3 assists and 1 blocked shot.
- Totaled 194 points, 124 rounds, 18 assists and 14 steals on the year.

2013-14 • Junior College

- As a sophomore, led Shelton State to a 23-8 ledger and berth to the NJCAA Tournament.
- Started all 28 games he played.
- Finished 10th in the Alabama Community College Conference with an 11.9 scoring clip and third in rebounding at 7.2.
- Scored in double-digits 17 times.
- Totaled a career-high 21 points on three occasions — Wallace State, Southern Union State and Alabama Southern.
- Grabbed 10-plus rebounds five times, including a career-high 13 against Wallace State.
- Finished the year with five double-doubles.
- Buccaneers won the ACCC Tournament and then lost to Kilgore in the opening round of the NJCAA Tournament where he posted 4 points and 6 rebounds.
- As a freshman, appeared in 25 games.
- Averaged 6.5 points and 5.6 rebounds.
- Scored in double-digits four times, totaling a season-high 21 points against Lawson State.
- Had 10-plus rebounds three times, including season high 12 against Gadsden State.
- Team finished 26-4.

DANIELS' CAREER STATS

| Year | GP-GS | Min/Avg | FG-A | Pct | 3FM-A | Pct | FTM-A | Pct | Rebs | PF-D | A | T | B | S | Pts/Avg |
|---------------|--------------|-----------------|---------------|-------------|--------------|-------------|--------------|-------------|----------------|-----------|-----------|-----------|----------|-----------|----------------|
| 2014-15 | 32-26 | 632/19.8 | 70/176 | .398 | 24/83 | .289 | 30/45 | .667 | 124-3.9 | 52 | 18 | 49 | 5 | 14 | 194/6.1 |
| TOTALS | 32-26 | 632/19.8 | 70/176 | .398 | 24/83 | .289 | 30/45 | .667 | 124-3.9 | 52 | 18 | 49 | 5 | 14 | 194/6.1 |



High School

- As a senior at Russellville, averaged 10.7 points and 7.7 rebounds. Also totaled 29 steals and 36 blocked shots.
- Team posted a 24-10 record and won the Region 5A-1 championship before losing in the Elite 8 in the AHSAA Class 5A playoffs.
- Named honorable mention for Class 5A by the Alabama Sports Writers' Association. Also tabbed to the Willis Valley Shootout and Regional All-Tournament teams.

Personal

Travis Dorrel Daniels was born on Jan. 25, 1992, in Eutaw, Ala. ... Majoring in Human Sciences. ... Son of Rachel Daniels.

Career Highs

Points

21, St. Louis (11-28-14)

Field Goals Made

8, St. Louis (11-28-14)

Field Goals Attempted

16, Texas A&M (1-13-15)

3-Point FG Made

4, four times,
last vs. Texas A&M (1-13-15)

3-Point FG Attempted

8, Texas A&M (1-13-15)

Free Throws Made

5, four times,
last vs. Ole Miss (2-19-15)

Free Throws Attempted

7, twice,
last vs. Tulane (12-6-14)

Rebounds

9, Tulane (12-6-14)

Assists

3, Ole Miss (1-28-15)

Blocks


1, five times,
last vs. Ole Miss (2-19-15)

Steals

2, twice,
last vs. Florida State (1-2-15)

Minutes

35, Texas A&M (1-13-15)



32 Craig Sword

6-3 | 197 | G | Montgomery, AL
G.W. Carver HS

2014-15 • Junior


- Named second-team All-SEC after averaging a team-high 11.3 points a game.
- Played in 28 games, missing four games due to a back surgery in the offseason.
- Became the 34th player in MSU history to score 1,000 points and now ranks 31st all-time with 1,089 points.
- Currently ranks 9th all-time with 144 steals.
- Tied his career high of 8 rebounds at South Carolina.
- Tied his career blocks against Mizzou with 2 blocks.
- Scored 20-plus points against six SEC opponents.
- Season-high 27 points came at Ole Miss on Jan. 28.
- Led MSU in 3-point field goal percentage (.360).
- Scored in double-digits 15 times.
- In SEC games, averaged 14.4 points.
- In the SEC Tournament against Auburn, he totaled 21 points, 7 rebounds and 4 assists.

2013-14 • Sophomore

- Started all 32 games he played and missed the Missouri game while attending the funeral of his grandmother.
- Led MSU in scoring and was 18th in the SEC with his 13.7 clip.
- Scored in double-digits 24 times and totaled 20-plus points six times.
- Career high of 33 points came at LSU on Feb. 19.
- Scored 20-plus in three-straight games against Loyola Chicago (24, Dec. 1), TCU (24, Dec. 5) and Southeastern Louisiana (22, Dec. 13).
- Led MSU in field goal attempts (324), field goals made (157), free throws made (111) and attempted (179), assists (88) and steals (60).
- His 60 steals tied for the seventh-most in a single season at MSU.
- Season-best 8 assists came against Auburn on Jan. 22.
- Career-high 7 steals came in win against Ole Miss on Jan. 11.
- Was named the SEC Player of the Week on Dec. 2 after having 24 points against Loyola and 12 against Jackson State.
- In the SEC Tournament against Vanderbilt and Ole Miss, scored 20 and 16 points, respectively

SWORD'S CAREER STATS

| Year | GP-GS | Min/Avg | FG-A | Pct | 3FM-A | Pct | FTM-A | Pct | Rebs | PF-D | A | T | B | S | Pts/Avg |
|---------------|--------------|------------------|----------------|-------------|---------------|-------------|----------------|-------------|----------------|---------------|------------|------------|-----------|------------|------------------|
| 2012-13 | 32-30 | 854/26.7 | 120-296 | .405 | 13-67 | .194 | 82-148 | .554 | 92-2.9 | 92-8 | 75 | 127 | 14 | 55 | 335/10.5 |
| 2013-14 | 32-32 | 900/28.1 | 157-324 | .485 | 12-44 | .273 | 111-179 | .620 | 120-3.8 | 93-4 | 88 | 96 | 15 | 60 | 437/13.7 |
| 2014-15 | 28-22 | 695/24.8 | 97-215 | .451 | 27-75 | .360 | 96-137 | .701 | 79-2.8 | 70-2 | 48 | 71 | 11 | 29 | 317/11.3 |
| TOTALS | 92-84 | 2449/26.6 | 374-835 | .448 | 52-186 | .280 | 289-464 | .623 | 291-3.2 | 255-14 | 211 | 294 | 40 | 144 | 1089/11.8 |



2012-13 • Freshman

- Named to the 2013 SEC All-Freshman Team.
- Received SEC Freshman of the Week honors twice (Jan. 14 and March 11).
- Appeared in all 32 games and drew 30 starts.
- Led MSU with 10.5 points per game.
- Scored a season-high 25 points against LSU.
- Tied the team lead with 75 assists.
- His 55 steals were the third most all-time by an MSU freshman.
- Scored in double-digits 15 times.
- Led or co-led the team in scoring in 17 games.
- Scored what proved to be the game-winning free throws against South Carolina in MSU's first SEC win.
- 300th-career point came in the regular-season finale against Auburn.
- Averaged 12.5 points in the SECT, scoring 19 against Tennessee.

High School

- Earned Alabama Mr. Basketball Honors after averaging 17.5 points, 8 assists, 8 rebounds, 4 blocks and 5 steals as a senior.
- Was tabbed 6A Alabama Player of the Year and Alabama Gatorade Player of the Year while also earning All-Metro and All-State first-team accolades.
- Shot 65 percent from the field, 52 percent from 3-point range and 80 percent at the foul line.
- Led Carver to a 29-3 record and the Class 6A championship.
- In the 61-56 win against Hazel Green, scored a career-high 33 points on 10-19 shooting.
- As a junior, averaged 23.2 points, 5.2 rebounds, 5.2 steals and 5.1 assists as his team finished 33-2 and lost to eventual 6A champion Hillcrest in the semis.
- As a sophomore, Carver lost in the Class 5A title game to Lee-Huntsville and posted a 34-2 ledger.
- Averaged 17 points, 7 rebounds and 4 assists.
- As a 4-star recruit by Rivals, listed as the 88th overall best player in the country and the 15th best shooting guard.
- Led Alabama to a 109-104 win in the Alabama-Mississippi All-Star Classic with 36 points en route to being named MVP.

Personal

Craig Tristan Sword was born on Jan. 16, 1994, in Montgomery, Ala. ... Majoring in Kinesiology. ... Son of Earline and Craig Sword.

Career Highs

Points

33, LSU (2-19-14)

Field Goals Made

11, LSU (2-19-14)

Field Goals Attempted

17, twice,
last vs. Tennessee (3-14-13)

3-Point FG Made

5, Ole Miss (1-28-15)

3-Point FG Attempted

7, five times,
last vs. Ole Miss (1-28-15)

Free Throws Made

15, Ole Miss (1-11-14)

Free Throws Attempted

18, Ole Miss (1-11-14)

Rebounds

8, four times,
last vs. South Carolina (2-28-15)

Assists

9, Ole Miss (3-2-13)

Blocks

2, eight times,
last vs. Missouri (3-7-15)

Steals

7, Ole Miss (1-11-14)

Minutes

39, Texas A&M (1-18-14)



1 Fred Thomas

6-5 | 210 | G | Jackson, MS
Jim Hill HS

2014-15 • Junior

- Appeared in 31 games for the Bulldogs and drew 16 starts.
- Fourth on the team with his 9.1 scoring clip.
- Led MSU with 47 made 3-pointers.
- Fifth on the team with 23 steals and second with 23 blocked shots.
- Scored in double-digits 14 times, with season-high of 20 points coming in a win at Tennessee on Feb. 3.
- Tied his career-high of 9 rebounds at Oregon State on Dec. 13.
- Season-high 5 steals came against Clayton State on Nov. 24.
- Did not play against Auburn in the SECT.
- Finished the year with 281 points and 111 rebounds.
- Is just 120 points shy of having 1,000 for his career.
- Is currently 10th all-time with 134 made 3-pointers and ninth with 453 3-point attempts.

2013-14 • Sophomore

- Appeared in 31 games for the Bulldogs and drew 23 starts.
- Fourth on the team with his 9.3 scoring clip.
- Led MSU with 46 made 3-pointers.
- Third on the team with 31 steals and second with 23 blocked shots.
- Led MSU in minutes played with 927.
- On the year was a 38.2 percent shooter (99-259), but in last six games was 32-60 (.533).
- Scored in double-digits 14 times, with season-high of 18 points coming twice in back-to-back games — Tennessee and Missouri.
- Grabbed season-high 6 rebounds five times.
- Had 3 steals four times.
- Started both SEC Tournament games against Vanderbilt and Ole Miss, scoring 16 points in each game.
- Finished the year with 289 points and 91 rebounds.

THOMAS' CAREER STATS

| Year | GP-GS | Min/Avg | FG-A | Pct | 3FM-A | Pct | FTM-A | Pct | Rebs | PF-D | A | T | B | S | Pts/Avg |
|---------------|--------------|------------------|----------------|-------------|----------------|-------------|----------------|-------------|----------------|--------------|------------|------------|-----------|------------|----------------|
| 2012-13 | 32-19 | 917/28.7 | 103-314 | .328 | 41-172 | .238 | 62-78 | .795 | 112-3.5 | 45-1 | 43 | 49 | 27 | 56 | 309/9.7 |
| 2013-14 | 31-23 | 927/29.9 | 99-259 | .382 | 46-144 | .319 | 45-72 | .625 | 91-2.9 | 56-0 | 44 | 40 | 23 | 31 | 289/9.3 |
| 2014-15 | 31-16 | 757/24.4 | 84-223 | .377 | 47-137 | .343 | 67-85 | .788 | 11-3.6 | 58-0 | 25 | 47 | 15 | 23 | 282/9.1 |
| TOTALS | 94/58 | 2601/27.7 | 286-796 | .359 | 134-453 | .296 | 174-235 | .740 | 314-3.3 | 159-1 | 112 | 136 | 65 | 110 | 880/9.4 |



2012-13 • Freshman

- Appeared in all 32 games and drew 19 starts.
- Became the fourth MSU true freshman since 2005 to start the opening game.
- Averaged 9.7 points, 3.5 rebounds and 1.8 steals.
- Finished 8th in the SEC with 56 steals, the second most all-time by an MSU freshman.
- Scored a career-high 21 points in the SECT win against South Carolina to put him over the 300-point mark.
- His 172 attempted 3-pointers ranks second all-time for MSU freshmen.
- Recorded 7 steals against Florida, second most in school history for a single game.
- Tied for the team lead by scoring double-digits in 15 games.
- Scored 29 points and recorded 6 steals in the SECT.

High School

- Led Jim Hill to a 24-11 ledger and the Class 6A title with a 76-74 overtime win against Tupelo. Scored game-high 24 shots and hit the game-winning 3-pointer at the buzzer.
- On the year, averaged 19.9 points, 5.9 rebounds, 2.3 steals and 2.2 assists and had season-high 36 points against Murrah.
- Scored in double-digits in 34 of his 35 games and 20-plus points 18 times. Also posted four double-doubles.
- Named to the Clarion Ledger Dandy Dozen.
- Played in Alabama-Mississippi All-Star Classic and finished with 15 points.
- As a junior, averaged 20 points, 6.3 rebounds, 2.7 blocks and 2.3 steals.
- Scored in double-digits in 27 of his 29 games and had a career-high 39 points against Terry.
- Had season high 11 rebounds versus Lanier and season-best 6 blocks against Meridian.
- Seven times scored 25-plus points and finished with four double-doubles.

Personal

Fred Maurice Thomas was born on June 13, 1993, in Jackson, Miss. ... Majoring in BSIS. ... The son of Nicole Thomas and Fredrick McDonald.

Career Highs

Points

21, South Carolina (3-13-13)

Field Goals Made

7, twice,
last vs. Missouri (3-1-14)

Field Goals Attempted

15, Marquette (11-20-12)

3-Point FG Made

4, 10 times,
last vs. Tennessee (2-3-15)

3-Point FG Attempted

10, twice,
last vs. Providence (12-1-12)

Free Throws Made

8, Florida (1-26-13)

Free Throws Attempted

9, twice,
last vs. Utah State (11-22-14)

Rebounds

9, Oregon State (12-13-14)

Assists

4, twice,
last vs. South Carolina (3-6-13)

Blocks

3, four times,
last vs. Auburn (1-22-14)

Steals

7, Florida (1-26-13)

Minutes

41, Texas A&M (1-18-14)



SENIORS



20 Gavin Ware

6-9 | 260 | F | Starkville, MS
Starkville HS

2014-15 • Junior

- Started 25 of the 30 games he played. Missed two games after spraining ankle against USC Upstate.
- Second on the team in scoring with his 10.0 clip and seventh in the SEC with his 7.1 rebounds.
- Scored in double-digits 18 times and had 10-plus rebounds five times.
- Totaled three double-doubles to give him 12 for his career.
- Career-high 17 rebounds came at Auburn on Jan. 21.
- Season-high 19 points came against Mississippi Valley State on Nov. 17.
- Had three-plus blocks three times — Western Carolina, Mississippi Valley and St. Louis.
- Season-high two seals came against Florida State and LSU.
- In the SEC Tournament against Auburn, had 6 points and 3 rebounds in 29 minutes.
- Finished the year with 301 points, 212 rebounds, 11 steals and 32 blocked shots in 803 minutes.
- Enters senior year 99 points shy of becoming 35th player in school history to reach 1,000 for a career.
- Currently tied with Lawrence Roberts for the 16th most rebounds in school history with 654.

2013-14 • Sophomore

- Was the only player to start all 33 games for the Bulldogs.
- Was second in scoring with his 10.0 clip and sixth in the SEC with his 7.2 rebounds.
- Scored in double-digits 13 times and had 10-plus rebounds 10 times.
- Totaled seven double-doubles to give him nine for his career.
- Led MSU in shooting percentage at .581 (129-222).
- Career-high 16 rebounds came against Maryland-Eastern Shore on Jan. 2.
- Scored 20-plus points three times, while career high of 23 came against Mississippi Valley State on Nov. 19.
- Also had 22 points against Texas A&M on Jan. 18 and 21 points against Maryland-Eastern Shore.
- Career-best 3 steals came against Kennesaw State on Nov. 14.
- In the SEC Tournament against Vanderbilt and Ole Miss, scored 11 and 8 points, respectively, to go along with his 4 and 10 rebounds.
- Finished the year with 330 points, 236 rebounds, 28 steals and 12 blocked shots in 858 minutes.

WARE'S CAREER STATS

| Year | GP-GS | Min/Avg | FG-A | Pct | 3FM-A | Pct | FTM-A | Pct | Rebs | PF-D | A | T | B | S | Pts/Avg |
|---------------|--------------|------------------|----------------|-------------|------------|-------------|----------------|-------------|----------------|--------------|-----------|------------|-----------|-----------|----------------|
| 2012-13 | 32-27 | 824/25.8 | 110-203 | .542 | 0-0 | .000 | 50-89 | .562 | 206-6.4 | 65-2 | 9 | 40 | 24 | 15 | 270/8.4 |
| 2013-14 | 33-33 | 858/26.0 | 129-222 | .581 | 0-0 | .000 | 72-111 | .649 | 236-7.2 | 82-1 | 7 | 45 | 12 | 28 | 330/10.0 |
| 2014-15 | 30-25 | 803/26.8 | 110-220 | .500 | 0.0 | .000 | 81-109 | .743 | 212-7.1 | 70-2 | 9 | 45 | 32 | 11 | 301/10.0 |
| TOTALS | 95-85 | 2485/26.2 | 349-645 | .541 | 0-0 | .000 | 203-309 | .657 | 654-6.9 | 217-5 | 25 | 130 | 68 | 54 | 901/9.5 |



2012-13 • Freshman

- Named to the 2013 SEC All-Freshman Team.
- Received SEC Freshman of the Week honors on Dec. 24.
- Appeared in all 32 games and drew 27 starts.
- Averaged 8.4 points and a team-best 6.4 rebounds (ranked 10th in the SEC).
- Recorded first-career double-double against Central Arkansas with 22 points and rebounds.
- Led the team with a .542 field goal percentage.
- Scored in double-digits 14 times.
- Grabbed double-digit rebounds in 3 games.
- Led or co-led the team in rebounding in 18 games.
- Against Loyola, recorded a career-high 5 blocks.
- Averaged 6.5 points and 7 rebounds in the SECT and picked up his 200th rebound against Tennessee.

High School

- As a senior, led Starkville to a 26-5 record and averaged 15.2 points and 4.9 rebounds.
- Totaled a season-high 20 points twice, versus Lanier and Canton.
- Season high of 16 rebounds came against Yazoo City.
- Year ended with a 50-30 loss to Wayne County in the semifinals of the state tournament where he had 10 points and 10 rebounds.
- As a junior, averaged 19 points and 10.5 rebounds but missed the playoffs due to a knee injury.
- As a sophomore, led the Yellow Jackets to a 31-2 ledger en route to winning the Class 6A title.
- Averaged 9 points, 8.5 rebounds and 1.9 blocks.
- Had season high in points (20) against Williams Sullivan, rebounds (14) versus Greenville-Weston and 11 times had 10-plus rebounds. Also finished with 61 blocks.
- Played in the Alabama-Mississippi All-Star Classic and had 15 points and 6 rebounds in Mississippi's 109-104 setback.
- Ranked as the 98th-best player in the nation by Scout and 99th-best senior by Rivals.

Personal

Gavin Elles Ware was born on Oct. 19, 1993, in Starkville, Miss. ... Majoring in Criminology. ... The son of Calvin Ware.

Career Highs

Points

23, MVSU (11-19-13)

Field Goals Made

10, Maryland ES (1-2-14)

Field Goals Attempted

15, Arkansas (2-7-15)

Free Throws Made

8, Kentucky (2-8-14)

Free Throws Attempted

11, MVSU (11-19-13)

Rebounds

17, Auburn (1-21-15)

Assists

2, Arkansas (1-23-13)

Blocks

5, Loyola (12-15-12)

Steals

3, Kennesaw State (11-14-13)

Minutes

36, Texas A&M (1-30-13)



15 I.J. Ready

5-11 | 170 | G | North Little Rock, AR
Parkview Magnet HS

2014-15 • Sophomore

- Appeared in 29 games for the Bulldogs and drew 21 starts.
- Missed the first two games of the season recovering from back surgery and didn't play against Kentucky after spraining ankle against Ole Miss.
- Averaged 8.2 points and 2.0 rebounds.
- Dished out a team-high 71 assists, and tied his career-high of seven against both South Carolina (Feb. 28) and Missouri (March 7).
- Collected a team-best 37 steals.
- Scored in double-digits 10 times.
- Scored career-high 18 points three times — Texas A&M (Jan. 13), Auburn (Jan 21) and Auburn in the SECT (March 11).
- Drained career-high four 3-pointers vs. Georgia.
- Season-best 3 steals came against Florida State (Jan. 2) and at Tennessee (Feb. 3).
- Career-high 8 rebounds came at Auburn (Jan. 21).
- Scored 300th-career point at Ole Miss (Jan. 28).
- Had 3 rebounds, 2 steals and 2 assists to go along with his 18 points against Auburn in the SECT.
- Finished the year with 239 points and 57 rebounds in 744 minutes.

2013-14 • Freshman

- Appeared in 26 games for the Bulldogs and drew 21 starts.
- Missed seven games due to a strained hamstring and concussion.
- Averaged 5.9 points and 2.1 rebounds.
- Dished out 69 assists, which is tied for the eighth most by a freshman.
- Collected 32 steals, which is tied for the 10th most by a freshman.
- Scored in double-digits seven times.
- Scored career-high 14 points in season-opener vs. Prairie View.
- Career-high of 7 assists came against South Florida in Las Vegas.
- Career-best 5 steals came against Florida Gulf Coast on Dec. 19.
- In the SEC Tournament against Vanderbilt and Ole Miss, scored 6 and 10 points, respectively, and was 5-13 shooting overall.
- Finished the year with 153 points and 55 rebounds in 626 minutes.

READY'S CAREER STATS

| Year | GP-GS | Min/Avg | FG-A | Pct | 3FM-A | Pct | FTM-A | Pct | Rebs | PF-D | A | T | B | S | Pts/Avg |
|---------------|--------------|------------------|----------------|-------------|---------------|-------------|--------------|-------------|----------------|-------------|------------|-----------|----------|-----------|----------------|
| 2013-14 | 26-21 | 626/24.1 | 59-159 | .371 | 17-48 | .354 | 18-21 | .857 | 55-2.1 | 31-1 | 69 | 41 | 0 | 32 | 153/5.9 |
| 2-14-15 | 29-21 | 744/25.7 | 87-218 | .399 | 28-95 | .295 | 37-42 | .881 | 57-2.0 | 46-0 | 71 | 41 | 0 | 37 | 239/8.2 |
| TOTALS | 55-42 | 1370/24.9 | 146-377 | .387 | 45-143 | .315 | 55-63 | .873 | 112-2.0 | 77-1 | 140 | 82 | 0 | 69 | 392/7.1 |



High School

- As a senior, averaged 21.7 points, 6.0 assists, 4.0 steals and 5.0 rebounds as his team finished 21-5.
- Won state championships as a sophomore and junior. Senior year, his team lost in the semifinals to Hall, 56-45.
- In the 2011 Class 6A title bout, Ready scored 11 points and grabbed 7 rebounds to go along with his 3 assists in a 50-44 win against Jacksonville as his team finished 26-5.
- In the 2012 Class 6A championship, Ready poured in 17 points and had 5 assists and 4 steals in a 69-65 double-overtime win against Jonesboro as his team finished 25-5 on the year.
- Career high of 32 points came in Texas at the Whataburger Invitational his junior year. He was named tournament MVP and his school was the first outside of Texas to win the tournament. For his play, he was tabbed the Southern ESPN Player of the Week.
- Earned All-State accolades as a sophomore and senior.
- Named to the Class 6A All-Tournament team as a sophomore and senior.
- In three years at Parkview, led his team to a 72-15 ledger.

Personal

Imara Ready Jr. was born June 18, 1995, in Rixey, Ark. ... Majoring in Kinesiology. ... Son of Imara and Krystal Ready.

Career Highs

Points

18, five times,
last vs. Auburn (3-15-15)

Field Goals Made

7, Auburn (3-11-15)

Field Goals Attempted

16, Auburn (3-11-15)

3-Point FG Made

4, Georgia (1-24-15)

3-Point FG Attempted

7, six times,
last vs. Georgia (1-24-15)

Free Throws Made

6, Auburn (1-21-15)

Free Throws Attempted

6, Auburn (1-21-15)

Rebounds

8, Auburn (1-21-15)

Assists

7, three times,
last vs. South Carolina (2-28-15)

Steals

5, Florida Gulf Coast (12-19-13)

Minutes

36, Texas A&M (1-30-13)



2 Demetrius Houston

6-7 | 201 | F | Montgomery, AL
G.W. Carver HS

2014-15 • Freshman

- Appeared in 29 games for the Bulldogs.
- Averaged 3.1 points and 2.3 rebounds.
- In first-career outing, had 3 points and 7 rebounds vs. Western Carolina.
- Also had 7 rebounds against Mississippi Valley State.
- Season-best 9 points came at home against Missouri on March 7.
- Had 3 steals twice, both against Tennessee.
- Had 1 point and 1 steal against Auburn in the SECT.
- Finished the year with 89 points, 66 rebounds, 15 steals and 5 blocked shots..

High School

- As a senior, averaged 19 points, 14 rebounds, 4 assists and 2 steals.
- Tabbed the 6A Alabama Player of the Year and Metro MVP.
- Carver finished 24-5 and lost to Mountain Brook in the semifinals of Class 6A Final Four, 49-38.
- In the semifinal game, Houston had a game-high 16 points to go along with his 7 rebounds and 3 steals.
- Selected to play in the Alabama-Mississippi All-Star Game and finished with 9 points and 3 rebounds.
- As a junior, averaged 16 points, 12 rebounds and 3 blocked shots.
- Carver posted a 26-2 ledger and lost in overtime to Sparkman in the semifinals of the Class 6A Final Four, 79-68.
- In the game against Sparkman, Houston totaled 12 points.
- As a sophomore, averaged 17 points and 11 rebounds at Central Tuscaloosa.

Personal

Demetrius Dashon Houston was born on Aug. 16, 1995, in Tuscaloosa, Ala. ... Major is Kinesiology. ... Son of Angeline Houston.

HOUSTON'S CAREER STATS

| Year | GP-GS | Min/Avg | FG-A | Pct | 3FM-A | Pct | FTM-A | Pct | Rebs | PF-D | A | T | B | S | Pts/Avg |
|---------------|-------------|-----------------|---------------|-------------|-------------|-------------|--------------|-------------|---------------|-------------|-----------|-----------|----------|-----------|---------------|
| 2014-15 | 29-0 | 378/13.0 | 31-102 | .304 | 3-13 | .231 | 24-45 | .533 | 66-2.3 | 42-0 | 11 | 35 | 5 | 15 | 89/3.1 |
| TOTALS | 29-0 | 378/13.0 | 31-102 | .304 | 3-13 | .231 | 24-45 | .533 | 66-2.3 | 42-0 | 11 | 35 | 5 | 15 | 89/3.1 |



Career Highs

Points

9, twice,
last vs. Missouri (3-7-15)

Field Goals Made

3, five times,
last vs. South Carolina (2-28-15)

Field Goals Attempted

7, Kentucky (2-25-15)

3-Point FG Made

1, four times,
last vs. Missouri (3-7-15)

3-Point FG Attempted

3, Utah State (11-22-14)

Free Throws Made

4, Missouri (3-7-15)

Free Throws Attempted

8, Tennessee (1-7-15)

Rebounds

7, twice,
last vs. Mississippi Valley St. (11-17-14)

Assists

2, Kentucky (2-25-15)

Blocks

1, six times,
last vs. Arkansas (2-21-15)

Steals

3, twice,
last vs. Tennessee (2-3-15)

Minutes

22, twice,
last vs. Western Carolina (11-14-14)



22 Fallou Ndoye

6-10 | 242 | F | Taif, Senegal
Findley Prep

2014-15 • Freshman

- Appeared in 30 games for Mississippi State and drew six starts.
- In first-career game for the Bulldogs, had 2 points, 3 rebounds and 1 steal against Western Carolina in the season opener.
- Career-high of 11 points came against USC Upstate on Dec. 20, which also marked his first start.
- Second-best outing in terms of points was 9 vs. Utah State on Nov. 22.
- Had 5 rebounds three times — Clayton State (Nov. 24), TCU (Nov. 29) and LSU (Jan. 31).
- In SEC Tournament against Auburn, had 3 rebounds.
- Finished the year with 63 points, 55 rebounds, 6 steals and 7 blocked shots.

2013-14 • Freshman

- Redshirted

High School

- Played one season at Findley Prep in Henderson, Nev.
- The Pilots posted a 35-1 record and had eight wins against nationally-ranked teams. The 35 wins were the most in school history.
- After opening the year with 34-consecutive wins, the season came to an end with a loss to St. Benedict's in the semifinals of the ESPN National High School Invitational.
- Ndoye was one of eight Findley Prep players that signed Division I scholarships last year.
- Tabbed a three-star recruit by Rivals.com.
- Named to the Class 6A All-Tournament team as a sophomore and senior.
- In an 11-man rotation, averaged 8 points and 8 rebounds.

Personal

Fallou Ndoye was born on Feb. 6, 1994, in Taif, Senegal. ... Major is international business. ... Son of Cheikh and Ndeye Ndoye.

NDOYE'S CAREER STATS

| Year | GP-GS | Min/Avg | FG-A | Pct | 3FM-A | Pct | FTM-A | Pct | Rebs | PF-D | A | T | B | S | Pts/Avg |
|---------------|-------------|-----------------|--------------|-------------|------------|-------------|--------------|-------------|---------------|-------------|----------|-----------|----------|----------|---------------|
| 2014-15 | 30-6 | 372/12.4 | 26-54 | .481 | 0-0 | .000 | 11-21 | .524 | 55-1.8 | 67-4 | 5 | 27 | 7 | 6 | 63/2.1 |
| TOTALS | 30-6 | 372/12.4 | 26-54 | .481 | 0-0 | .000 | 11-21 | .524 | 55-1.8 | 67-4 | 5 | 27 | 7 | 6 | 63/2.1 |



Career Highs

Points

11, South Carolina Upstate (12-20-14)

Field Goals Made

4, South Carolina Upstate (12-20-14)

Field Goals Attempted

5, three times,
last vs. LSU (1-31-15)

Free Throws Made

3, twice,
last vs. USC Upstate (12-20-14)

Free Throws Attempted

4, South Carolina Upstate (12-20-14)

Rebounds

5, four times,
last vs. LSU (1-31-15)

Assists

1, six times,
last vs. McNeese (12-30-14)

Blocks


1, nine times,
last vs. Kentucky (2-25-15)

Steals

1, eight times,
last vs. Ole Miss (2-19-15)

Minutes

29, McNeese (12-30-14)
last vs. Western Carolina (11-14-14)



35 Aric Holman

6-10 | 212 | F | Fr. | Owensboro, KY
Owensboro HS

High School

- Led Owensboro to the Kentucky state championship crown after totaling 20 points, 14 rebounds and 8 blocked shots in the 74-58 win against Bowling Green. It was the school's first title since 1980.
- Was a 2015 finalist for Kentucky Mr. Basketball.
- As a senior, averaged 15.9 points, 9.8 rebounds and 4.9 blocks, while shooting 62.2 percent from the field and 52.2 percent beyond the arc as the Red Devils posted a 31-4 ledger.
- 2015 first-team All-State selection.
- Participated in the Adidas Uprising Gauntlet Series in Indianapolis.
- Ranked No. 71 overall nationally by Scout.com and the 13th-best power forward.
- Selected to play in the Kentucky-Indiana All-Star Classic.
- Finished career with 1,000-plus points.
- As a junior, OHS went 22-9, while his sophomore team posted a 12-16 record.

Personal

Aric Jeremiah Holman was born on July 11, 1997, in Owensboro, Ky. ... Majoring in Business. ... Son of Central Holman, Lynn Johnson and Janice Holman.



14 Malik Newman

6-3 | 190 | G | Fr. | Jackson, MS
Callaway HS

Preseason All-SEC Pick

High School


- McDonald's All-American who signed with MSU after being tabbed the No. 1 shooting guard in the country by ESPN.
- Led Callaway to four Class 5A state championships.
- Named a two-time Mr. Basketball in the state of Mississippi and was named to the Clarion Ledger's Dandy Dozen team three times.
- Named to the American Family All-USA state team in Mississippi by USA Today.
- Also participated in the Nike Guard Skills Academy and the LeBron James Skills Academy.
- In McDonald's All-American game, totaled 1 point, 2 rebounds, 5 assists and 1 steal.
- Finished heralded career by totaling 3,108 points, 651 rebounds, 301 assists and 195 steals.
- Led the Chargers to an overall ledger of 114-16.
- As a senior, averaged 29.7 points, 5.7 rebounds and 4.2 assists as his team finished ranked third nationally by USA Today with a 31-3 record.
- In 2015 title game against Ridgeland, totaled 27 points, 6 rebounds and 6 assists en route to earning MVP honors for the third time as his team won 66-43.
- In 2014 Class 5A title bout against Vicksburg, had 25 points, 6 rebounds, 1 assist, 1 steal and 2 blocks in 49-33 win.
- In 2013 Class 5A championship, Callaway beat Provine 69-65, and Newman had 18 points, 7 rebounds, 1 assist and 2 steals.
- In 2012, the Chargers defeated Wayne County 55-44, and Newman had 12 points, 3 rebounds, 1 assist and 1 steal.
- In 2013, became just one of three freshmen or sophomores to ever earn the Clarion-Ledger Metro Player of the Year, joining Monta Ellis and Othella Harrington.
- Member of 2014 FIBA U17 championship with a 99-92 win against Australia, where he collected MVP honors after scoring 21 points and grabbing 11 rebounds.
- Also won gold medal at the 2013 FIBU U16 Championship and earned MVP honors after averaging 16.2 points and collecting 16 steals in five games.
- Earlier this spring, Callaway retired his No. 14 jersey.

Personal

Malik Tidderious Newman was born on Feb. 21, 1997, in Shreveport, La. ... Majoring in Broadcasting. ... Son of Horatio Webster and LaKeyshia Newman-Myles. His father Horatio played for MSU from 1997-98 and was a first-team All-SEC selection in 1998.



Malik Newman dished out 5 assists in last year's McDonald's All-American game.



13 Xavian Stapleton

6-7 | 203 | G | So. | Flora, MS

Louisiana Tech/Provine

2015-16 • Sophomore

- Due to NCAA transfer rules, must sit out this year.

2014-15 • Freshman

- Played in all 36 games at La. Tech and drew one start.
- Averaged 6.7 points and scored in double-digits six times.
- Second on the team with 23 blocked shots.
- Scored season-high 18 points twice, versus Nicholls State (Dec. 18) and at Middle Tennessee on Feb. 7.
- Had back-to-back games of 16 and 17 points against Southern Arkansas (Dec. 29) and at Southern Miss (Jan. 3), en route to earning C-USA Freshman of the Week honors.
- In addition to his 18 points at Middle Tennessee, he also tallied four rebounds, a career-high 4 steals and 2 blocks.
- First-career start came against Florida Atlantic (Feb. 12).
- Rejected career-high 4 shots versus FIU (Feb. 14)
- Had ESPN and Fox Sports No. 1 Play of the Day on one-handed alley-oop slam in regular season finale against Southern Miss (March 5).
- Registered 8 points and career-high 6 rebounds in NIT second round victory at Texas A&M (March 23).
- In all three NIT games, totaled 23 points and 9 rebounds.

High School

- Lettered for Madison Central, coached by Raheem Lockhart, which was ranked as high as No. 1 in the state by the Clarion Ledger.
- Named to the Clarion Ledger's Dandy Dozen.
- Rated second best player in the state of Mississippi by the Mississippi Hoop Report
- Led the Jaguars to the Mississippi 6A North Tournament championship and a semifinal appearance where he posted a team-high 16 points against eventual champion Gulfport.
- Jaguars ended the season with a 28-4 overall record.
- Earned first team all-state honors while averaging 20.9 points per game, shooting 52 percent from the field and 42 percent from beyond the arc.
- Registered at least 20 points in 17 games.
- Also averaged 8.8 rebounds per game, helping notch 15 double-doubles on the season, en route to also being named first team All-Metro.
- Participated in the Mississippi-Alabama All-Star Classic where he recorded 9 points and 7 rebounds.
- Earned All-State and All-District honors after averaging 12 points, 4 rebounds and 5 assists as a junior.
- Led the Jaguars to a 25-9 record and to class 6A state championship game, where he scored a team-high 15 points in a 63-54 loss to Murrah.

Personal

Xavian Stapleton was born on Jan. 24, 1996, in Flora, Miss. ... Major is undecided. ... Son of Yulanda and Kevon Davis.



5 Joe Strugg

6-9 | 192 | F | Fr. | Montgomery, AL
G.W. Carver HS

High School


- As a senior averaged 14 points and 12 rebounds per game.
- Led Carver to a 29-4 record his final year.
- With 4 points, 11 rebounds and 2 blocks, led the team to win the 2015 6A State Championship against Lee-Huntsville, 57-55.
- In the 2015 6A South Regional semifinals, Strugg had 7 points, 9 rebounds and 6 blocks against Dothan in a 62-50 win.
- Won the 6A Area 4 crown with 16 points against Park Crossing, 70-49.
- As a junior represented the South Squad in the 18th annual Alabama All-Star Sports Week basketball game.
- As a junior averaged 8 points.
- As a sophomore averaged 4 points and earned MVP for Carver.
- Played in the Mississippi-Alabama All-Star game as a sophomore and junior.

Personal

Joseph Michael Strugg was born on October 28, 1996 in Montgomery Ala. ... Majoring in Communication. ... Son of Provida Thompson.



This year's freshman class features Joe Strugg, Quinndary Weatherspoon, Malik Newman, Jett Jobe and Aric Holman.



11 Quindary Weatherspoon

6-4 | 202 | G | Fr. | Canton, MS

Velma Jackson HS

High School

- As a senior, junior and sophomore, led Velma Jackson to the Class 3A state titles.
- As a senior, averaged 19.1 points, 3.9 assists, 5.6 rebounds and 2.8 steals.
- Named to the Clarion Ledger's Dandy Dozen team.
- A 4-star recruit by Scout.com that ranked as the nations 78th best player overall.
- Named to the American Family All-USA state team in Mississippi by USA Today.
- Scored 31 points twice in wins against Madison Central and Humphreys County. Also grabbed 13 rebounds against the Jaguars for the double-double.
- Defeated Aberdeen 76-38 in the championship game where he scored 28 points, 6 rebounds, 8 assists and 6 steals en route to earning MVP honors.
- In the Mississippi-Alabama All-Star game, had 12 points
- As a junior, averaged 16.7 points and 5.9 rebounds as team finished 34-2 after beating East Side 50-35 in the state championship game.
- In the title game, he totaled 12 points, 8 rebounds, 2 assists and 4 steals.
- As a junior, had a season-high 29 points in win vs. Collins, while his season-high of 14 points came in a win against Forest Hill.
- As a sophomore, team defeated Booneville 45-44 in state championship game, where he had 11 points.

Personal

Quindary Vonta Weatherspoon was born on Sept. 10, 1996, in Canton, Miss. ... Major is undecided. ... Son of Sharon and Tommie Weatherspoon.



4 Johnny Zuppardo

6-8 | 226 | F | Sr. | Bay St. Louis, MS
Jones County JC/St. Stanislaus

2014-15 • Junior

- Missed the entire season after tearing both the meniscus and ACL in his left knee.

Junior College

- Helped lead Jones County Junior College to a 28-5 record and the National Junior College Athletic Association championship, the first in Mississippi, averaging 15.2 points and 6.9 rebounds.
- Named to the NJCAA All-Tournament and Region 23 All-Tournament teams while also receiving All-MACJC South Division first-team accolades.
- Selected to play in the NJCAA All-Star Game in Las Vegas.
- During the championship run, averaged 19.4 points in five games and totaled a career-high 32 points against Hill College in the second round.
- Averaged 15.2 points, 6.9 rebounds and 1.0 steals per game.
- Started 26 of the 32 games he played.
- Shot 61.7 percent from the floor, 26th nationally, and was 43.1 percent beyond the arc.
- Connected on 80 of his 111 attempts at the charity stripe, and collected 32 steals to go along with 25 blocked shots.

High School

- Upon graduation from St. Stanislaus, Zuppardo signed with Arkansas State, where he appeared in 24 games and averaged 1.3 points and 1 rebound.
- Selected to the Mississippi North-South and Mississippi-Alabama All-Star games.
- Helped lead the Rock-a-Chaws to the Class 4A state championship and a 34-2 record.
- Averaged 16.2 points and 7.7 boards.

Personal

Johnny Zuppardo was born Aug. 25, 1992, in Metairie, La. ... Majoring in Interdisciplinary Studies ... Son of Joey and Johanna Zuppardo.



10 Carter Holmes

6-0 | 185 | G | So. | Jackson, MS
Jackson Academy

High School

- As a senior, led Jackson Academy to a 26-7 season after averaging 18.4 points, 7.3 assists and 5 rebounds per game.
- Earned first-team All-State and first-team All-Conference honors and was tabbed his team's Most Valuable offensive player.
- As a junior, averaged 10.2 points per game, 3.4 assists and 3 rebounds.
- Earned MVP of the Mississippi Association of Independent Schools All-Star game after totaling 28 points, 18 rebounds and 7 assists.
- As a sophomore, averaged 14 points, 4.1 assists and 4.7 rebounds.

Personal

Carter Holmes was born on Sept. 26, 1995, in Jackson, Miss. ... Majoring in Finance. ... Son of Martin and Kathy Holmes.

.....



24 Jett Jobe

6-4 | 181 | G | Fr. | Tuttle, OK
Tuttle HS

High School

- As a senior, led Tuttle to the Class 4A Final Four and a 24-4 ledger after averaging 18 points, 8 assists and 7 rebounds.
- In the quarterfinals, the Tigers stunned top-ranked Fort Gibson 60-44, where Jobe had 10 points.
- In the semis, Tuttle dropped a 50-44 overtime decision to McLain despite Jobe pouring in a team-high 19 points.
- Earned 4A All-State honors in football and basketball and was District 4A-2 player of the year.
- Averaged 15 points, 6 assists and 5 rebounds as a junior as the Tigers went 23-4 after advancing to the Class 4A Area Finals.
- As a sophomore, averaged 12 points, 6 assists and 5 rebounds en route to a 15-10 ledger.

Personal

Jett Jobe was born on July 19, 1996, in Oklahoma City, Okla. ... Major is undecided. ... Son of Kelly Jobe and Tina Valentine.



21 Reggie Patterson

6-4 | 168 | G | Jr. | Baldwyn, MS
Baldwyn HS/Northeast Mississippi CC

2013-14 • Junior College

- Played one year for Northeast Community College and started seven of the 19 games he played.
- Averaged 4.7 points and shot 31.5 percent from the field (29-92).
- Scored career-high 14 points against Columbia State.
- Also scored in double-digits against Itawamba twice (10, 11).

High School

- Missed his senior year due to a knee injury.
- As a junior, averaged 23.2 points, 5 assist and 7 rebounds leading the team to a 25-4 season.
- Career high of 42 points came against East Union.
- Received the Babe McCarthy MVP Award.
- As a sophomore, led the Bearcats to a 30-5 season, averaging 12.8 points, 4.3 assists and 4.3 rebounds.
- Earned All-State honors in 2010 and 2011.
- Earned All-Prentiss County all four years of high school.
- 2011 played in the North and South Jr. All Star Game.

Personal

Reginald Catrino Patterson was born on Oct. 9, 1992, in Corinth, Miss. ... Majoring in BSIS. Son of Kevin and Kiawana Leslie.



PLAYER STATS vs. SEC TEAMS

VERSUS ALABAMA

| Player | G-GS | Mins | FGM-FGA | Pct | 3GM-3GA | Pct | FTM-FTA | Pct | Rebs | Ast | TO | BS | Stl | Pts |
|---------|-------|------|---------|------|---------|------|---------|-------|--------|-----|----|----|-----|---------|
| Daniels | 1-0 | 12 | 3-4 | .750 | 1-2 | .500 | 0-2 | .000 | 4-4 | 0 | 2 | 0 | 0 | 7-7.0 |
| Houston | 1-0 | 3 | 0-0 | .000 | 0-0 | .000 | 0-0 | .000 | 1-1 | 0 | 0 | 0 | 0 | 0-0.0 |
| Ndoye | -DNP- | | | | | | | | | | | | | |
| Ready | 2-2 | 36 | 2-8 | .250 | 1-3 | .333 | 0-0 | .000 | 5-2.5 | 3 | 3 | 0 | 0 | 5-2.5 |
| Sword | 4-4 | 114 | 16-37 | .432 | 0-8 | .000 | 8-12 | .667 | 9-2.3 | 5 | 18 | 3 | 5 | 40-10.0 |
| Thomas | 4-3 | 120 | 10-30 | .333 | 4-17 | .235 | 1-1 | 1.000 | 17-4.3 | 2 | 11 | 3 | 5 | 25-6.3 |
| Ware | 4-4 | 119 | 16-29 | .552 | 0-0 | .000 | 12-18 | .667 | 25-6.3 | 2 | 3 | 3 | 3 | 44-11.0 |

VERSUS ARKANSAS

| Player | G-GS | Mins | FGM-FGA | Pct | 3GM-3GA | Pct | FTM-FTA | Pct | Rebs | Ast | TO | BS | Stl | Pts |
|---------|------|------|---------|------|---------|------|---------|-------|--------|-----|----|----|-----|---------|
| Daniels | 2-1 | 27 | 4-8 | .500 | 1-4 | .250 | 2-2 | 1.000 | 4-2.0 | 0 | 3 | 0 | 0 | 11-5.5 |
| Houston | 2-0 | 22 | 4-11 | .364 | 0-0 | .000 | 0-0 | .000 | 2-1.0 | 0 | 3 | 1 | 1 | 8-4.0 |
| Ndoye | 2-0 | 19 | 0-2 | .000 | 0-0 | .000 | 0-0 | .000 | 4-2.0 | 0 | 2 | 1 | 0 | 0-0.0 |
| Ready | 2-2 | 64 | 4-17 | .235 | 0-4 | .000 | 3-4 | .750 | 6-3.0 | 5 | 6 | 0 | 5 | 11-5.5 |
| Sword | 4-4 | 110 | 14-39 | .359 | 2-8 | .250 | 10-20 | .500 | 19-4.8 | 10 | 22 | 0 | 2 | 40-10.0 |
| Thomas | 3-1 | 73 | 9-25 | .360 | 3-12 | .250 | 6-8 | .750 | 10-3.3 | 4 | 7 | 3 | 2 | 27-9.0 |
| Ware | 4-4 | 108 | 16-30 | .533 | 0-0 | .000 | 13-19 | .684 | 31-7.8 | 2 | 8 | 3 | 3 | 45-11.3 |

VERSUS AUBURN

| Player | G-GS | Mins | FGM-FGA | Pct | 3GM-3GA | Pct | FTM-FTA | Pct | Rebs | Ast | TO | BS | Stl | Pts |
|---------|------|------|---------|------|---------|------|---------|-------|--------|-----|----|----|-----|---------|
| Daniels | 2-2 | 48 | 7-14 | .500 | 1-6 | .167 | 0-0 | .000 | 6-3.0 | 2 | 8 | 1 | 1 | 15-7.5 |
| Houston | 2-0 | 13 | 3-5 | .600 | 0-0 | .000 | 1-2 | .500 | 0-0.0 | 0 | 2 | 0 | 2 | 7-3.5 |
| Ndoye | 2-0 | 11 | 0-1 | .000 | 0-0 | .000 | 0-2 | .000 | 3-1.5 | 0 | 1 | 0 | 0 | 0-0.0 |
| Ready | 3-2 | 88 | 16-34 | .471 | 4-14 | .286 | 12-12 | 1.000 | 12-4.0 | 6 | 4 | 0 | 5 | 48-16.0 |
| Sword | 5-5 | 137 | 22-55 | .400 | 1-7 | .143 | 19-29 | .655 | 23-4.6 | 28 | 12 | 5 | 8 | 64-12.8 |
| Thomas | 4-3 | 123 | 9-29 | .310 | 6-20 | .300 | 14-17 | .824 | 12-3.0 | 5 | 7 | 3 | 3 | 38-9.5 |
| Ware | 5-5 | 129 | 17-28 | .607 | 0-0 | .000 | 10-13 | .769 | 30-6.0 | 2 | 7 | 4 | 2 | 44-8.8 |

VERSUS FLORIDA

| Player | G-GS | Mins | FGM-FGA | Pct | 3GM-3GA | Pct | FTM-FTA | Pct | Rebs | Ast | TO | BS | Stl | Pts |
|---------|------|------|---------|------|---------|-------|---------|------|--------|-----|----|----|-----|---------|
| Daniels | 1-1 | 14 | 0-4 | .000 | 0-2 | .000 | 0-0 | .000 | 2-2.0 | 0 | 1 | 0 | 1 | 0-0.0 |
| Houston | 1-0 | 21 | 2-5 | .400 | 1-1 | 1.000 | 0-0 | .000 | 1-1.0 | 0 | 3 | 0 | 1 | 5-5.0 |
| Ndoye | 1-1 | 13 | 0-1 | .000 | 0-0 | .000 | 0-0 | .000 | 0-0.0 | 0 | 3 | 1 | 1 | 0-0.0 |
| Ready | 2-2 | 59 | 9-19 | .474 | 2-5 | .400 | 0-0 | .000 | 4-2.0 | 7 | 1 | 0 | 2 | 20-10.0 |
| Sword | 4-4 | 107 | 14-36 | .389 | 1-8 | .125 | 3-7 | .429 | 16-4.0 | 9 | 13 | 1 | 10 | 32-8.0 |
| Thomas | 4-2 | 88 | 12-30 | .400 | 3-12 | .250 | 10-12 | .833 | 11-2.8 | 6 | 6 | 3 | 8 | 37-9.3 |
| Ware | 4-3 | 103 | 17-29 | .586 | 0-0 | .000 | 4-10 | .400 | 20-5.0 | 0 | 2 | 0 | 0 | 38-9.5 |

VERSUS GEORGIA

| Player | G-GS | Mins | FGM-FGA | Pct | 3GM-3GA | Pct | FTM-FTA | Pct | Rebs | Ast | TO | BS | Stl | Pts |
|---------|------|------|---------|------|---------|------|---------|------|--------|-----|----|----|-----|---------|
| Daniels | 1-1 | 11 | 0-3 | .000 | 0-1 | .000 | 0-0 | .000 | 0-0.0 | 0 | 0 | 0 | 0 | 0-0.0 |
| Houston | 1-0 | 13 | 1-4 | .250 | 0-0 | .000 | 1-2 | .500 | 2-2.0 | 1 | 0 | 0 | 0 | 3-3.0 |
| Ndoye | 1-0 | 2 | 0-0 | .000 | 0-0 | .000 | 0-0 | .000 | 1-1.0 | 0 | 0 | 0 | 1 | 0-0.0 |
| Ready | 3-2 | 82 | 5-23 | .217 | 4-11 | .364 | 2-4 | .500 | 10-3.3 | 7 | 4 | 0 | 4 | 16-5.3 |
| Sword | 4-4 | 99 | 15-42 | .357 | 3-12 | .250 | 15-24 | .625 | 15-3.8 | 1 | 11 | 1 | 6 | 48-12.0 |
| Thomas | 4-1 | 105 | 12-29 | .414 | 6-20 | .300 | 4-10 | .400 | 16-4.0 | 1 | 1 | 3 | 5 | 34-8.5 |
| Ware | 4-4 | 113 | 11-25 | .440 | 0-0 | .000 | 2-4 | .500 | 28-7.0 | 0 | 6 | 2 | 0 | 24-6.0 |

VERSUS KENTUCKY

| Player | G-GS | Mins | FGM-FGA | Pct | 3GM-3GA | Pct | FTM-FTA | Pct | Rebs | Ast | TO | BS | Stl | Pts |
|---------|------|------|---------|------|---------|------|---------|------|--------|-----|----|----|-----|---------|
| Daniels | 1-0 | 3 | 0-2 | .000 | 0-2 | .000 | 0-0 | .000 | 1-1.0 | 0 | 1 | 0 | 0 | 0-0.0 |
| Houston | 1-0 | 21 | 3-7 | .429 | 0-0 | .000 | 2-4 | .500 | 1-1.0 | 2 | 0 | 0 | 0 | 8-8.0 |
| Ndoye | 1-0 | 9 | 0-1 | .000 | 0-0 | .000 | 0-0 | .000 | 2-2.0 | 0 | 0 | 1 | 0 | 0-0.0 |
| Ready | 2-2 | 40 | 2-9 | .222 | 0-3 | .000 | 0-0 | .000 | 2-1.0 | 3 | 4 | 0 | 3 | 4-2.0 |
| Sword | 4-4 | 93 | 16-37 | .432 | 1-5 | .200 | 16-20 | .800 | 10-2.5 | 6 | 12 | 0 | 7 | 49-12.3 |
| Thomas | 4-4 | 120 | 14-39 | .359 | 4-17 | .235 | 4-6 | .667 | 13-3.3 | 4 | 7 | 2 | 2 | 36-9.0 |
| Ware | 4-4 | 111 | 9-24 | .375 | 0-0 | .000 | 15-16 | .938 | 29-7.3 | 1 | 5 | 2 | 3 | 33-8.3 |

VERSUS LSU

| Player | G-GS | Mins | FGM-FGA | Pct | 3GM-3GA | Pct | FTM-FTA | Pct | Rebs | Ast | TO | BS | Stl | Pts |
|---------|------|------|---------|------|---------|------|---------|-------|--------|-----|----|----|-----|---------|
| Daniels | 1-1 | 8 | 0-2 | .000 | 0-1 | .000 | 0-0 | .000 | 2-2.0 | 1 | 2 | 1 | 0 | 0-0.0 |
| Houston | 1-0 | 13 | 0-6 | .000 | 0-0 | .000 | 2-4 | .500 | 2-2.0 | 0 | 3 | 0 | 0 | 2-2.0 |
| Ndoye | 1-0 | 8 | 1-5 | .200 | 0-0 | .000 | 0-0 | .000 | 5-5.0 | 0 | 0 | 1 | 0 | 2-2.0 |
| Ready | 2-1 | 63 | 8-19 | .421 | 2-7 | .286 | 2-2 | 1.000 | 5-2.5 | 5 | 3 | 0 | 3 | 20-10.0 |
| Sword | 4-4 | 117 | 29-46 | .630 | 2-7 | .286 | 23-40 | .575 | 10-2.5 | 13 | 8 | 3 | 7 | 83-20.8 |
| Thomas | 4-2 | 92 | 10-23 | .435 | 2-9 | .222 | 10-12 | .833 | 7-1.8 | 2 | 4 | 3 | 3 | 32-8.0 |
| Ware | 4-4 | 120 | 19-30 | .633 | 0-0 | .000 | 8-12 | .667 | 35-8.8 | 3 | 6 | 2 | 4 | 46-11.5 |

PLAYER STATS vs. SEC TEAMS



VERSUS MISSOURI

| Player | G-GS | Mins | FGM-FGA | Pct | 3GM-3GA | Pct | FTM-FTA | Pct | Rebs | Ast | TO | BS | Stl | Pts |
|---------|------|------|---------|------|---------|-------|---------|-------|--------|-----|----|----|-----|---------|
| Daniels | 2-1 | 41 | 4-10 | .400 | 2-4 | .500 | 4-4 | 1.000 | 7-3.5 | 1 | 2 | 0 | 2 | 14-7.0 |
| Houston | 2-0 | 34 | 3-6 | .500 | 1-1 | 1.000 | 6-8 | .750 | 7-3.5 | 1 | 2 | 0 | 0 | 13-6.5 |
| Ndoye | 2-0 | 27 | 1-2 | .500 | 0-0 | .000 | 0-0 | .000 | 4-2.0 | 0 | 2 | 0 | 0 | 2-1.0 |
| Ready | 3-2 | 85 | 5-16 | .313 | 1-7 | .143 | 0-0 | .000 | 6-2.0 | 14 | 3 | 0 | 4 | 11-3.7 |
| Sword | 3-3 | 87 | 10-29 | .345 | 4-11 | .364 | 17-23 | .739 | 7-2.3 | 5 | 7 | 2 | 0 | 41-13.7 |
| Thomas | 4-2 | 90 | 9-26 | .346 | 5-15 | .333 | 1-4 | .250 | 9-2.3 | 3 | 1 | 3 | 1 | 24-6.0 |
| Ware | 4-3 | 116 | 16-26 | .615 | 0-0 | .000 | 6-13 | .462 | 20-5.0 | 1 | 7 | 4 | 0 | 38-9.5 |

VERSUS OLE MISS

| Player | G-GS | Mins | FGM-FGA | Pct | 3GM-3GA | Pct | FTM-FTA | Pct | Rebs | Ast | TO | BS | Stl | Pts |
|---------|------|------|---------|------|---------|------|---------|-------|--------|-----|----|----|-----|---------|
| Daniels | 2-2 | 41 | 5-13 | .385 | 3-8 | .375 | 6-8 | .750 | 8-4.0 | 4 | 3 | 1 | 1 | 19-9.5 |
| Houston | 1-0 | 4 | 1-3 | .333 | 0-0 | .000 | 0-0 | .000 | 2-2.0 | 0 | 1 | 0 | 0 | 2-2.0 |
| Ndoye | 2-0 | 25 | 2-4 | .500 | 0-0 | .000 | 0-2 | .000 | 4-2.0 | 0 | 0 | 0 | 0 | 4-2.0 |
| Ready | 5-4 | 122 | 20-42 | .476 | 5-13 | .385 | 5-5 | 1.000 | 16-3.2 | 13 | 4 | 0 | 4 | 50-10.0 |
| Sword | 7-7 | 211 | 19-60 | .317 | 7-9 | .368 | 38-58 | .655 | 33-4.7 | 34 | 35 | 5 | 18 | 83-11.9 |
| Thomas | 7-5 | 194 | 17-56 | .304 | 11-42 | .262 | 20-25 | .800 | 25-3.6 | 10 | 6 | 10 | 3 | 65-9.3 |
| Ware | 7-7 | 153 | 20-36 | .556 | 0-0 | .000 | 15-24 | .625 | 48-6.9 | 0 | 5 | 0 | 0 | 55-7.9 |

VERSUS SOUTH CAROLINA

| Player | G-GS | Mins | FGM-FGA | Pct | 3GM-3GA | Pct | FTM-FTA | Pct | Rebs | Ast | TO | BS | Stl | Pts |
|---------|------|------|---------|-------|---------|------|---------|-------|--------|-----|----|----|-----|---------|
| Daniels | 1-0 | 15 | 0-4 | .000 | 0-4 | .000 | 2-2 | 1.000 | 4-4.0 | 0 | 0 | 0 | 0 | 2-2.0 |
| Houston | 1-0 | 18 | 3-4 | .750 | 0-0 | .000 | 3-6 | .500 | 2-2.0 | 1 | 2 | 0 | 0 | 9-9.0 |
| Ndoye | 1-0 | 8 | 1-1 | 1.000 | 0-0 | .000 | 0-0 | .000 | 0-0.0 | 0 | 1 | 0 | 0 | 2-2.0 |
| Ready | 2-2 | 52 | 5-18 | .278 | 2-6 | .333 | 1-3 | .333 | 1-0.5 | 8 | 3 | 0 | 0 | 13-6.5 |
| Sword | 4-4 | 127 | 30-48 | .625 | 4-10 | .400 | 19-31 | .613 | 19-4.8 | 10 | 18 | 2 | 6 | 83-20.8 |
| Thomas | 4-2 | 107 | 14-35 | .400 | 5-17 | .294 | 1-4 | .250 | 4-1.0 | 6 | 3 | 2 | 11 | 34-8.5 |
| Ware | 4-4 | 101 | 6-13 | .462 | 0-0 | .000 | 9-15 | .600 | 22-5.5 | 1 | 2 | 1 | 2 | 21-5.3 |

VERSUS TENNESSEE

| Player | G-GS | Mins | FGM-FGA | Pct | 3GM-3GA | Pct | FTM-FTA | Pct | Rebs | Ast | TO | BS | Stl | Pts |
|---------|------|------|---------|------|---------|------|---------|-------|--------|-----|----|----|-----|---------|
| Daniels | 2-2 | 34 | 4-7 | .571 | 1-3 | .333 | 0-0 | .000 | 6-3.0 | 1 | 4 | 0 | 1 | 9-4.5 |
| Houston | 2-0 | 23 | 0-5 | .000 | 0-0 | .000 | 4-10 | .400 | 6-3.0 | 1 | 1 | 0 | 6 | 4-2.0 |
| Ndoye | 2-1 | 13 | 0-2 | .000 | 0-0 | .000 | 0-1 | .000 | 0-0.0 | 0 | 1 | 0 | 0 | 0-0.0 |
| Ready | 3-3 | 64 | 2-5 | .400 | 0-1 | .000 | 4-4 | 1.000 | 1-0.3 | 3 | 2 | 0 | 5 | 8-2.7 |
| Sword | 5-5 | 136 | 25-47 | .532 | 4-9 | .444 | 19-25 | .760 | 12-2.4 | 10 | 13 | 0 | 7 | 73-14.6 |
| Thomas | 5-1 | 143 | 20-49 | .408 | 8-24 | .333 | 17-23 | .739 | 20-4.0 | 9 | 10 | 1 | 3 | 65-13.0 |
| Ware | 5-4 | 123 | 10-24 | .417 | 0-0 | .000 | 12-20 | .600 | 40-8.0 | 1 | 4 | 2 | 3 | 32-6.4 |

VERSUS TEXAS A&M

| Player | G-GS | Mins | FGM-FGA | Pct | 3GM-3GA | Pct | FTM-FTA | Pct | Rebs | Ast | TO | BS | Stl | Pts |
|---------|------|------|---------|------|---------|------|---------|-------|--------|-----|----|----|-----|---------|
| Daniels | 1-1 | 35 | 5-16 | .313 | 4-8 | .500 | 0-2 | .000 | 7-7.0 | 2 | 1 | 0 | 0 | 14-14.0 |
| Houston | 1-0 | 5 | 0-1 | .000 | 0-0 | .000 | 0-0 | .000 | 2-2.0 | 0 | 0 | 0 | 0 | 0-0.0 |
| Ndoye | 1-0 | 5 | 0-2 | .000 | 0-0 | .000 | 0-0 | .000 | 0-0.0 | 0 | 2 | 0 | 0 | 0-0.0 |
| Ready | 2-2 | 47 | 8-18 | .444 | 3-9 | .333 | 4-4 | 1.000 | 2-1.0 | 5 | 4 | 0 | 3 | 23-11.5 |
| Sword | 4-4 | 98 | 13-31 | .419 | 5-10 | .500 | 12-19 | .632 | 11-2.8 | 10 | 13 | 3 | 3 | 43-10.8 |
| Thomas | 4-2 | 119 | 12-30 | .400 | 6-18 | .333 | 7-8 | .875 | 17-4.3 | 7 | 3 | 2 | 3 | 37-9.3 |
| Ware | 4-4 | 121 | 17-28 | .607 | 0-0 | .000 | 12-18 | .667 | 23-5.8 | 2 | 7 | 3 | 4 | 46-11.5 |

VERSUS VANDERBILT

| Player | G-GS | Mins | FGM-FGA | Pct | 3GM-3GA | Pct | FTM-FTA | Pct | Rebs | Ast | TO | BS | Stl | Pts |
|---------|------|------|---------|------|---------|------|---------|-------|--------|-----|----|----|-----|---------|
| Daniels | 2-2 | 30 | 2-4 | .500 | 1-2 | .500 | 0-0 | .000 | 3-1.5 | 0 | 0 | 1 | 0 | 5-2.5 |
| Houston | 2-0 | 36 | 2-6 | .333 | 0-0 | .000 | 0-0 | .000 | 5-2.5 | 1 | 1 | 1 | 0 | 4-2.0 |
| Ndoye | 1-0 | 7 | 0-1 | .000 | 0-0 | .000 | 1-2 | .500 | 0-0.0 | 0 | 1 | 0 | 0 | 1-1.0 |
| Ready | 4-4 | 99 | 11-23 | .478 | 3-9 | .333 | 4-4 | 1.000 | 14-3.5 | 10 | 15 | 0 | 3 | 29-7.3 |
| Sword | 5-5 | 151 | 18-48 | .375 | 4-13 | .308 | 18-22 | .818 | 12-2.4 | 12 | 12 | 3 | 6 | 58-11.6 |
| Thomas | 5-3 | 127 | 15-29 | .517 | 9-18 | .500 | 12-15 | .800 | 9-1.8 | 8 | 6 | 1 | 5 | 51-10.2 |
| Ware | 5-5 | 150 | 15-30 | .500 | 0-0 | .000 | 14-21 | .667 | 29-5.8 | 0 | 9 | 3 | 5 | 44-8.8 |

IN SEC TOURNAMENT PLAY

| Player | G-GS | Mins | FGM-FGA | Pct | 3GM-3GA | Pct | FTM-FTA | Pct | Rebs | Ast | TO | BS | Stl | Pts |
|---------|------|------|---------|------|---------|------|---------|-------|--------|-----|----|----|-----|---------|
| Daniels | 1-1 | 22 | 3-7 | .429 | 0-4 | .000 | 0-0 | .000 | 3-3.0 | 2 | 3 | 1 | 0 | 6-6.0 |
| Houston | 1-0 | 7 | 0-0 | .000 | 0-0 | .000 | 1-2 | .500 | 0-0.0 | 0 | 2 | 0 | 1 | 1-1.0 |
| Ndoye | 1-0 | 8 | 0-1 | .000 | 0-0 | .000 | 0-0 | .000 | 3-3.0 | 0 | 1 | 0 | 0 | 0-0.0 |
| Ready | 3-3 | 87 | 12-29 | .413 | 1-7 | .143 | 9-9 | 1.000 | 14-4.7 | 5 | 4 | 0 | 4 | 34-11.3 |
| Sword | 5-5 | 161 | 31-65 | .477 | 5-13 | .385 | 15-24 | .625 | 24-4.8 | 19 | 22 | 5 | 11 | 82-16.4 |
| Thomas | 4-4 | 132 | 18-40 | .450 | 11-25 | .440 | 14-17 | .824 | 11-2.8 | 8 | 7 | 4 | 8 | 61-15.3 |
| Ware | 5-5 | 134 | 14-30 | .467 | 0-0 | .000 | 10-16 | .625 | 31-6.2 | 2 | 4 | 3 | 2 | 38-7.6 |



MISSISSIPPI STATE



2015-16 MISSISSIPPI STATE COACHING STAFF





BEN HOWLAND

Head Coach | First Year

When it became public that Ben Howland would be Mississippi State's 20th head coach in school history, the nation quickly took notice.

After all, the California native brings with him an impressive resume that features 406 wins, three Final Four berths and an appearance in the NCAA title game.

Nearly as important, he brings with him a great reputation as one of the game's top recruiters, and he certainly didn't disappoint when he landed

a Top 20 class his first year in Starkville that was highlighted by the signing of Malik Newman.

Immediately, the Bulldog fan base became excited again with hopes of returning to the days where 20-win seasons and trips to the NCAA Tournament were the norm.

Basketball pundits even said his hiring was the best in all of college basketball, and it was a hiring that brought numerous national writers to campus looking to capture Howland's return to the court in hopes of making the Bulldogs a power again.



HEAD BASKETBALL COACH

BEN HOWLAND



In three different stops as a head coach, Ben Howland has established himself as a proven winner en route to leading his teams to the NCAA Tournament. Now, he's been handed the task of getting Mississippi State back to the Big Dance for the first time since 2009.

On March 23, 2015, MSU athletics director Scott Stricklin announced the hiring of the highly-respected Howland as the 20th head basketball coach in school history.

Howland, 57, comes to MSU with an overall coaching record of 401-206 with stints at Northern Arizona (1995-99), Pittsburgh (2000-03) and UCLA (2004-13).

"We have a coach who is a proven winner that's taken three schools to the NCAA Tournament," Stricklin said. "Ben is someone who is ready to invest in the people of Mississippi and Bulldogs everywhere, while bringing championship basketball back to the Hump. Mississippi State basketball can compete at the highest level, just as several of our other teams have done in recent years, and I'm excited to have coach Howland lead us back to that level."

In 10 seasons at powerhouse UCLA, Howland led the Bruins to the NCAA Tournament seven times, highlighted by three-consecutive Final Four appearances (2006-08) in addition to four Pac-10 regular-season crowns (2006, 07, 08 and 13). He was the Bruins' first coach since the late John Wooden to win three-straight conference titles (2006-08), and is the only head coach other than the legendary Wooden to have led UCLA to three consecutive NCAA Final Four appearances.

"I'm just so humble and grateful to be the new basketball coach at Mississippi State University," Howland said. "I'm elated and excited the opportunity build a consistent winner here at State. I know we have some of the greatest fans in the country and I look forward to making them proud of our team and our efforts. Hail State."

Championship Game

In 2005-06, Howland's UCLA team advanced to the championship game – its first since winning the 1995 NCAA title – where it lost to Florida. The Bruins recorded 32 victories that season, tying the then-school record of 32 wins set in 1995.

During his illustrious tenure in Los Angeles, Howland compiled a 233-107 record (.682 winning percentage), including a 121-59 mark in conference play. In his last nine years, the Bruins finished in the top three of the conference standings an impressive seven times.

In his 19-year career as a head coach, Howland has led his teams to the NCAA Tournament 10 times and to the "Sweet 16" five times, in addition to the three Final Fours at UCLA. He has been a Conference Coach of the Year in three different leagues – 2006,

Pac-10 Coach of the Year at UCLA; 2002, Big East Coach of the Year at Pittsburgh; 1997, Big Sky Coach of the Year at Northern Arizona.

"I am impressed with Coach Howland's resume," MSU president Dr. Mark E. Keenum said. "He has been successful at the highest levels of college basketball, and I have every confidence he will bring that same proven, winning formula to Mississippi State as well. I know the MSU family will embrace Coach Howland and his family and will fully support his efforts to put our Bulldog basketball team in position to compete for championships."

30 Wins Again

In 2008, Howland became one of three coaches in NCAA Division I history to win at least 30 games in three consecutive seasons, joining Adolph Rupp (Kentucky, 1947-49) and John Calipari (2006-08). His 97 victories from 2006-08 stand as the most by any UCLA head coach in a three-year span.

During his tenure at UCLA, Howland had a Pac-12 best 18 players selected in the NBA draft, a total that ranked in the Top 5 nationally. The Bruins' 13 NBA draft selections ranked among the Top 5 nationally from 2004 through 2013.

Prior to his stint at UCLA, Howland spent four seasons building the Pittsburgh men's basketball program into one of the finest in the nation, compiling an 89-40 ledger from 2000-03. His final two seasons, he guided Pittsburgh to a 57-11 mark, logging an 83.8 winning percentage that ranked second nationally during that period.

The Panthers reached the "Sweet 16" both years and captured the 2003 Big East Tournament crown. In 2002-

What's Being Said Nationally About Ben Howland's Hiring at MSU . . .

"Ben is a proven winner and never fully got his due. This may prove to be one of the best hires in Mississippi State basketball history." — Andy Katz, ESPN.

"Mississippi State's hiring of Ben Howland gave the Bulldogs immediate credibility. Howland is an elite tactician with a proven track record of preparing players to go to the NBA. This hire wasn't a home run; it was a walk-off grand slam." — Jon Rothstein, CBS Sports.

"There aren't many active college basketball coaches as accomplished as Ben Howland. So Mississippi State landing him was, perhaps, the best hire of 2015. Why Missouri or Tennessee didn't snatch him up a year earlier remains a mystery that'll never be solved. Such a mistake. But their loss is Starkville's gain, and it won't be long before Howland has Mississippi State back in the NCAA Tournament." — Gary Parrish, CBS Sports.

First-year Mississippi State Coach Ben Howland has led three different teams to the NCAA Tournament — Northern Arizona, Pittsburgh and UCLA.



On the day he was announced as Mississippi State's 20th head coach in school history, Ben Howland was joined by his wife, Kim, and daughter, Meredith.

03, Howland led Pittsburgh to a 28-5 overall record and a No. 4 ranking in the final Associated Press poll. Pitt held the nation's No. 2 ranking for eight weeks during the season.

In 2001-02, Howland guided Pittsburgh to a school-record 29 wins, surpassing the former school record of 25 victories set in 1973-74. He became the first Pittsburgh head coach in 26 years to garner National Coach of the Year honors as he earned nine coaching awards including the Associated Press, Naismith, Henry Iba and the Sporting News national accolades, along with Big East Coach of the Year honors.

First Gig As Head Coach

Howland's first head coaching gig was at Northern Arizona, where he orchestrated one of the best turnarounds in NCAA history. His highly successful five-year tenure (1995-99) saw him transform the Lumberjacks from one of the nation's weakest programs into a consistent NCAA Tournament contender.

In his final season (1998-99), NAU posted a 21-8 record, its third-consecutive season with 20+ wins. Howland's first two teams at Northern Arizona finished 9-17 (1994-95) and 7-19 (1995-96), finishing in seventh-place each season. However, his 1996-97 squad went 21-7, set the school-record for wins and achieved the 10th best single-season

turnaround in NCAA men's basketball history.

Northern Arizona captured the Big Sky regular-season championship by three games and advanced to the National Invitation Tournament (NIT).

Howland was named the conference's Coach of the Year.

First NCAA Appearance

The following season (1997-98), Howland guided the Lumberjacks to the NCAA Tournament for the first time in school history after capturing the Big Sky Tournament championship and second straight regular-season title. In a first-round NCAA Tournament game against No. 2-seed Cincinnati, Northern Arizona led the heavily favored Bearcats for the majority of the game before losing, 65-62, on a last-second three-pointer.

Howland earned his bachelor's degree in physical education from Weber State (1979) and a master's degree in administration and physical education from Gonzaga (1981).

Howland and his wife, Kim, a former Weber State cheerleader, have two children – Meredith and Adam – and one grandson, Benjamin Clark Howland II, the son of Adam and his wife, Brittney.



First-year coach Ben Howland is constantly instructing his players at practice on the fundamentals of basketball.



BEN HOWLAND

Howland's Year-By-Year Record

Northern Arizona (1994-99)

| Year | Overall Record | Big Sky Record | Postseason |
|---------------|---------------------|---------------------|------------------|
| 1995 | 9-17 | 4-10 (7th) | |
| 1996 | 7-19 | 3-11 (7th) | |
| 1997 | 21-7 | 13-1 (1st) | NIT First Round |
| 1998 | 21-8 | 12-2 (1st) | NCAA First Round |
| 1999 | 21-8 | 12-4 (2nd) | |
| Totals | 79-59 (.572) | 44-28 (.611) | |

Pittsburgh (2000-03)

| Year | Overall Record | Big East Record | Postseason |
|---------------|---------------------|---------------------|------------------|
| 2000 | 13-15 | 5-11 (11th) | |
| 2001 | 19-14 | 7-9 (5th West) | NIT Second Round |
| 2002 | 29-6 | 13-3 (1st West) | NCAA Sweet 16 |
| 2003 | 28-5 | 13-3 (T1st West) | NCAA Sweet 16 |
| Totals | 89-40 (.690) | 38-26 (.594) | |

UCLA (2004-13)

| Year | Overall Record | Pac-10/12 Record | Postseason |
|---------------|-----------------------|----------------------|-------------------|
| 2004 | 11-17 | 7-11 (1T7th) | |
| 2005 | 18-11 | 11-7 (T3rd) | NCAA First Round |
| 2006 | 32-7 | 14-4 (1st) | NCAA Runner-up |
| 2007 | 30-6 | 15-3 (1st) | NCAA Final Four |
| 2008 | 35-4 | 16-2 (1st) | NCAA Final Four |
| 2009 | 26-9 | 13-5 (2nd) | NCAA Second Round |
| 2010 | 14-18 | 8-10 (T5th) | |
| 2011 | 23-11 | 13-5 (2nd) | NCAA Second Round |
| 2012 | 19-14 | 11-7 (T5th) | |
| 2013 | 25-10 | 13-5 (1st) | NCAA First Round |
| Totals | 233-107 (.685) | 121-59 (.672) | |

OVERALL 401-206

Howland File

Birthday

May 28, 1957

Family

Wife: Kim (Zahnow)
Children: Adam, Meredith
Grandchildren: Ben

Educational Background

High School: Cerritos HS, 1976
College: Weber State, 1979
Grad School: Gonzaga, 1981

Playing Experience

Two years at Santa Barbara City College and then transferred to Weber State.

Coaching Experience

1981: Graduate Assistant At Gonzaga
1982-94: Assistant Coach at California-Santa Barbara
1995-99: Head Coach at No. Arizona
2000-03: Head Coach at Pittsburgh
2004-2013: Head Coach at UCLA
2015: Head Coach at Mississippi State
(Named MSU's coach on March 23, 2015)

Howland's Record Against All Opponents

| | | | | | | | |
|-----------------------|-------|---------------------|-----|---------------------|------|--------------------|----------------|
| Alabama | 1-0 | Georgia | 1-1 | Northern Arizona | 1-0 | Tennessee | 0-1 |
| Albany | 1-0 | Georgia Tech | 1-0 | Notre Dame | 5-8 | Texas | 1-3 |
| Appalachian State | 1-0 | Gonzaga | 1-0 | Oakland | 2-0 | Texas A&M | 2-0 |
| Arizona | 14-11 | Idaho | 1-3 | Occidental College | 1-0 | Texas Arlington | 1-1 |
| Arizona State | 17-8 | Idaho State | 8-3 | Ohio State | 2-0 | Texas Tech | 0-1 |
| Arkansas | 0-1 | Illinois State | 1-0 | Oral Roberts | 0-2 | Texas Pan American | 2-0 |
| Arkansas-Pine Bluff | 1-0 | Indiana | 2-0 | Oregon | 12-8 | UC Davis | 3-0 |
| Belmont | 1-0 | Indiana State | 1-0 | Oregon State | 16-4 | UC Irvine | 5-1 |
| Boise State | 0-4 | IUPUI | 1-0 | Pacific | 1-0 | UC Riverside | 2-0 |
| Boston College | 4-2 | James Madison | 1-0 | Penn State | 2-1 | UC Santa Barbara | 0-1 |
| Butler | 0-1 | Kansas | 1-3 | Pennsylvania | 1-0 | UCLA | 0-1 |
| BYU | 2-0 | Kent State | 0-1 | Pepperdine | 4-0 | UNLV | 0-1 |
| Cal Poly | 2-2 | Kentucky | 1-1 | Pittsburgh | 1-0 | Utah | 2-1 |
| Cal State Bakersfield | 1-0 | Long Beach State | 3-1 | Portland | 0-1 | Vermont | 1-0 |
| Cal State Fullerton | 1-1 | Louisiana Tech | 1-0 | Portland State | 5-3 | Villanova | 3-3 |
| Cal State Northridge | 9-2 | Loyola Marymount | 3-2 | Prairie View A&M | 2-0 | VCU | 1-3 |
| CSU San Bernardino | 1-0 | LSU | 1-0 | Providence | 3-1 | Virginia Tech | 2-0 |
| California | 17-10 | Marist | 1-0 | Rhode Island | 2-0 | Wagner | 2-0 |
| Central Conn. State | 1-0 | Marquette | 0-1 | Richmond | 1-0 | Washington | 10-11 |
| Chaminade (Hawaii) | 3-0 | Maryland | 1-0 | Robert Morris | 4-0 | Washington State | 18-3 |
| Chicago State | 1-0 | McNeese State | 1-0 | Rutgers | 6-1 | Weber State | 3-9 |
| Cincinnati | 0-1 | Memphis | 1-2 | Sacramento State | 7-2 | West Virginia | 5-4 |
| Co. of Notre Dame | 1-0 | Mercer | 1-0 | Sam Houston State | 2-1 | Western Illinois | 2-0 |
| Colorado | 2-0 | Miami | 3-3 | San Diego | 0-3 | Western Kentucky | 1-0 |
| Colorado College | 2-0 | Miami (OH) | 1-0 | San Diego State | 0-1 | Western Oregon | 1-0 |
| Colorado State | 1-0 | Michigan | 4-3 | San Jose State | 1-0 | Wright State | 1-0 |
| Concordia (Calif.) | 0-1 | Michigan State | 3-1 | Savannah State | 1-0 | Wyoming | 1-0 |
| Connecticut | 2-3 | Middle Tenn. State | 0-1 | Seton Hall | 5-2 | Xavier | 1-0 |
| Coppin State | 1-0 | Minnesota | 0-1 | Sonoma State | 1-0 | Yale | 1-0 |
| Davidson | 1-0 | Mississippi State | 0-2 | South Florida | 0-1 | Youngstown State | 1-0 |
| Delaware State | 2-0 | MVSU | 1-0 | Southeast Louisiana | 1-0 | | |
| DePaul | 1-0 | Missouri | 1-0 | Southern Cal | 14-9 | TOTAL: | 401-206 |
| Drexel | 1-0 | Montana | 6-5 | Southern Illinois | 1-0 | | |
| Duquesne | 3-1 | Montana State | 9-3 | Southern Utah | 3-1 | | |
| East Carolina | 0-1 | Montana Tech | 1-0 | Southwest Texas | 0-1 | | |
| Eastern Illinois | 1-0 | Morgan State | 1-0 | St. Bonaventure | 2-0 | | |
| Eastern Washington | 10-1 | Morris Brown | 1-0 | St. Francis (N.Y.) | 2-0 | | |
| Elon | 1-0 | N. Mexico Highlands | 1-0 | St. Francis (Pa.) | 4-0 | | |
| Florida | 0-3 | Nebraska | 1-1 | St. Johns | 2-3 | | |
| Florida International | 2-1 | Nevada | 1-0 | St. Martin's | 1-0 | | |
| Fresno State | 1-0 | New Mexico State | 2-0 | Stanford | 14-7 | | |
| George Mason | 1-0 | New Orleans | 2-0 | Stephen F. Austin | 1-1 | | |
| George Washington | 1-0 | Norfolk State | 2-0 | Syracuse | 4-5 | | |
| Georgetown | 5-4 | North Carolina AT&T | 1-0 | Temple | 1-0 | | |



ASSISTANT COACH, 6TH YEAR



Following a successful 12-year stint at the junior college ranks where he guided his team to numerous titles, George Brooks begins his sixth year at Mississippi State after being rehired by first-year coach Ben Howland on March 27, 2015.

Brooks, 42, needed little introduction to the MSU family upon his arrival, as he played for the Bulldogs from 1992-94 before earning his degree in 1997.

He was also a student-assistant under Richard Williams in 1996 when MSU advanced to the Final Four.

Brooks' main responsibilities at MSU are working with forwards, assisting with scouting reports and all aspects of recruiting.

A native of Lafayette, Ala., Brooks, who also coached under Rick Stansbury and Rick Ray, came to Mississippi State following a stellar prep career at Lafayette High School under coach John T. Woody.

A three-year starter, he was instrumental in guiding his team to a three-year composite record of 64-20, while leading his team to the Alabama Class 3A title in 1989 as a sophomore.

The All-State performer was also a three-time Opelika-Auburn News All-Area and Valley Times News All-Valley basketball honoree.

As a senior, he averaged 16 points, 14 rebounds, seven blocked shots and three assists en route to being named to the Birmingham Post-Herald's "Ten Most Wanted List."

Yet, he wasn't just a one-sport standout, as he was also a three-time All-State tight end in football. But when it came time to choose which sport to play in college, his heart led him to the basketball court.

From 1992-94, Brooks appeared in 67 games as a reserve backup.

But following the 1994 campaign, Brooks decided to transfer to West Georgia for his final season of eligibility, where he played for Braves coach Ed Murphy.

In his one season at West Georgia, Brooks started 22 of the 25 games he participated.

He averaged 6.5 points and scored in double-digits six times, while averaging 5.6 rebounds an outing.

He totaled a career-high of 13 points on three occasions, while his best outing on the boards was 11 rebounds.

Following his stint at West Georgia, he returned to Mississippi State as a student-assistant coach for one season.

Then the call came from Meridian Community College, where he spent his first year as an assistant.

But after just two seasons, he was promoted to head coach, where he spent 11 years overseeing the Eagles' program.

During his tenure, Brooks led Meridian to numerous Mississippi-Louisiana Conference titles and berths to the NJCAA Region 23 tournaments.

He was also instrumental in seeing more than 20 of his players sign with NCAA programs, including Jamal Edmondson who played at MSU from 2005-06.

In addition, he also coached two standouts that would go on to enjoy NBA careers — Jamario Moon and Ronald Murray.

At Mississippi State, he's helped developed forwards Arnett Moultrie, a first-round draft choice in the 2012 NBA draft. Brooks has also been key in the development of Gavin Ware, a senior who was named to the 2013 SEC

PERSONAL BACKGROUND

Birthdate: January 20, 1973
Hometown: Lafayette, AL

EDUCATION

High School: Lafayette HS, 1992
College: Mississippi State, 1997

COACHING EXPERIENCE

1995-96: Student assistant coach, Mississippi State
1997-99: Assistant, Meridian CC
2000-2010: Head coach, Meridian CC
2011-Present: Assistant, Mississippi State

All-Freshman team and after three years is tied for 16th in school history with 694 rebounds. Ware is also just 99 points shy of being the 35 MSU player to score 1,000 points for a career.

From a recruiting standpoint, he was instrumental in the Bulldogs landing the highly-touted Craig Sword, the Alabama player of the year coming out of high school who has since earned SEC All-Freshman honors while being tabbed second-team All-SEC this past season as junior. In February, Sword cemented his place in school history when he became the 34th Bulldog to reach 1,000 points for his career.

Brooks also oversaw the recruiting of Demetrius Houston, afreshman a year ago who saw ample playing time. This signing period, he was key in the signing of both Malik Newman and Quindary Weatherspoon.

Newman was a five-star standout coming out of Calaway and was listed as the top recruit out of Mississippi and the best point guard in the country. Weatherspoon was a four-star recruit out Velma Jackson ranked as the No. 2 prospect in Mississippi and the No. 32 shooting guard in the country.

Brooks and his wife, Kalia, are the parents of two sons, Garrison (16) and Justin (15) and two daughters, Katelyn (9) and Karrie (7).



George Brooks is in his sixth season as an assistant at Mississippi State.



KOREY MCCRAY

ASSISTANT COACH, 1ST YEAR



Entering his first year as an assistant at Mississippi State, Korey McCray was one of Ben Howland's first hires after becoming the 20th head coach in school history.

But the two are certainly no strangers.

Prior to spending the 2013-14 campaign at LSU, McCray spent two seasons under Howland as an assistant at UCLA.

In his first year with the Bruins, the team compiled a 19-14 overall record and an 11-7 record in the Pac 12. The Bruins followed that up with a 25-10 ledger in 2012-13 while going 13-5 in the league and winning the regular-season conference championship.

In 2012, McCray was also instrumental in UCLA landing the No. 1-ranked recruiting class in the country according to ESPN.com.

Before being hired at UCLA by Howland, McCray worked as a skill development trainer based in Atlanta, starting in 2004. In that capacity, McCray worked with and created tailor-made offseason training programs for NBA talents such as Dwight Howard, John Wall, Javaris Crittenton, Anthony Morrow, Jarrett Jack, Jarvis Hayes, Von Wafer, Mario West and Damien Wilkins, among others.

McCray last served as an assistant coach at LSU on Johnny Jones' staff for the 2013-14 season. In his lone campaign in Baton Rouge, the Tigers finished 20-14 overall with a 9-9 mark in the SEC. The Tigers garnered a bid to the NIT, where they advanced by defeating San Francisco before dropping a 80-67 decision to SMU in the second round.

McCray has also spent time as an assistant in 2008 at his alma mater, Mercer University, after spending one season at Chipola Junior College in 2004-05.

In his lone season at Chipola, the team advance to the

PERSONAL BACKGROUND

Birthdate: January 22, 1979
Hometown: Decatur, GA

EDUCATION

High School: Cedar Grove, 1997
College: Mercer, 2001

COACHING EXPERIENCE

2003-04: Graduate Assistant, Florida State
2005: Assistant Coach, Chipola Junior College
2008: Assistant Coach, Mercer
2012-13: Assistant Coach, UCLA
2014: Assistant Coach, LSU
2016: Assistant Coach, Mississippi State

semifinals of the National Junior College Championships.

Before landing at Chipola JC, McCray served as a graduate assistant under head coach Leonard Hamilton at Florida State (2002-04). While at FSU, he earned a master's degree in adult education with a minor in higher education.

McCray hails from Decatur, Ga., and played four seasons (1997-2001) under head coach Mark Slonaker at Mercer University in Macon, Ga. His final two seasons with the Bears he served as the team captain. He earned his bachelor's degree in communications from Mercer in 2001 with a major in theatre arts and a minor in Christianity.

Since 1999, McCray has served various stints as the CEO and head coach of the Atlanta Celtics AAU travel team. The team was co-founded by his father, Karl McCray, and Wallace Prather in 1990. In 2009, he led his Atlanta Celtics U-15 team to a national title, and has consistently produced teams at all age levels that rank in the top 10 nationally.



Korey McCray was also on Ben Howland's staff at UCLA.

ASSISTANT COACH, 1ST YEAR



When Ben Howland began to assemble his staff at Mississippi State, he searched for familiarity and someone he knew he could trust.

As it turned out, the search was short with the hiring of Ernie Zeigler, who was an assistant with Howland at both Pittsburgh and

UCLA, where both teams garnered NCAA Tournament bids. "I am very excited to be back with one of the top coaches in the country in Ben Howland," Zeigler said. "He's been a mentor as well as a friend. More than anything, he's been a great person to both myself and my family. Having the opportunity to help him for a third time pursue and compete at the highest level of college basketball is very intriguing to me. I'm looking forward to this privilege of being a Mississippi State Bulldog."

Zeigler comes to MSU after spending two seasons as an assistant on Ray McCallum's staff at Detroit Mercy.

Before arriving at Detroit, however, Zeigler earned his first chance as a collegiate head coach, spending six seasons at Central Michigan (2007-12), leading the Chippewas to two Mid-American Conference West Division titles and a pair of Michigan MAC Trophies. CMU won back-to-back West Division titles in 2009 and 2010 and captured the Michigan Sports Hall of Fame Michigan MAC Trophy for best head-to-head record among in-state league schools in 2010 and 2012.

The Chippewas reached the MAC Tournament quarterfinals in four of his six seasons at the helm and finished below third in the division standings just once. For three straight years (2009, 2010 and 2011) and four times overall (2007), CMU's recruiting classes were ranked atop the MAC by hoopscooponline.com.

During his tenure at CMU, Zeigler (75-111, .403) mentored eight All-MAC selections, six that went on to play professionally.

Zeigler spent five seasons as an assistant under the tutelage of Howland at both Pittsburgh (2002-03) and UCLA (2004-06). The programs achieved great success with Zeigler on staff as Pitt reached the NCAA Sweet 16 both years and finished 2003 with a final Associated Press ranking of No. 4.

The 2002 squad won a school-record 29 games, while the 2003 team captured the Big East Tournament crown. Both years the Panthers won the Big East West Division championship.

When Howland took the UCLA job, Zeigler joined the Bruins' staff and helped the team to back-to-back NCAA Tournament appearances. The No. 2-seeded Bruins advanced to the 2006 NCAA championship game but fell to Florida, 73-57. That same season, UCLA won both the 2006 Pac-10 regular season and tournament championships.

Each season, UCLA posted a Top 15 recruiting class – fourth by rivals.com in 2004, 13th by scout.com in 2005 and sixth by foxsports.com in 2006. The Bruins recruited three McDonald's All-Americans in the three years Zeigler was on staff.

Prior to joining Howland's staff, Zeigler had one-year stints at Kansas State (2000) and Bowling Green (2001).

Zeigler began his coaching career under his former prep coach, Robert Menefee, at his alma mater, Detroit Cody High School. Zeigler was an assistant at Cody from 1990-

PERSONAL BACKGROUND

Birthdate: January 31, 1966
Hometown: Detroit, MI

EDUCATION

High School: Detroit Cody High School, 1984
College: Cleary College, 1994

COACHING EXPERIENCE

- **1997:** Head Coach, Henan Wildcats (China)
- **1998-99:** Head Coach, Al-Hilal Club (Saudi Arabia)
- **2000:** Assistant Coach, Kansas State
- **2001:** Assistant Coach, Bowling Green
- **2002-03:** Assistant Coach, Pittsburgh
- **2004-06:** Assistant Coach, UCLA
- **2007-2012:** Head Coach, Central Michigan
- **2014-15:** Assistant Coach, Detroit Mercy
- **2016:** Assistant Coach, Mississippi State

96; in four of those six seasons, Cody was ranked among the top 10 Class A teams in the state of Michigan. Detroit Cody reached the state quarterfinals in 1992 and won the Detroit Public School League West Division championship in 1993.

From 1992 to 1997, Zeigler was the head AAU coach for Team Detroit. He guided all six squads to the state AAU Final Four and the 1994 squad reached the national AAU quarterfinals. In 1995 and 1997, Team Detroit advanced to the adidas Big Time Tournament quarterfinals.

From 1998-99, Zeigler was the head coach for the Al-Hilal Sports Club in Riyadh, Saudi Arabia. He guided his team to the championship of the Saudi Arabian Basketball Federation Playoffs in 1999 and to the Final Four of the Arab Championship Games and the Saudi Arabian Basketball Federation Playoffs in 1998.

In addition, Zeigler was the head coach of the Henan Wildcats from 1996-97 and was named the Chinese National Basketball Alliance International Coach of the Year in 1997 after leading the Wildcats to their first winning season in club history and their first playoff berth.

Zeigler received a bachelor's degree in business management from Cleary College (Ypsilanti, Mich.) in 1994. He played collegiately at Schoolcraft College (Livonia, Mich.) from 1984-86, Armstrong Atlantic State University (Savannah, Ga.) from 1986-87 and Northwood University (Midland, Mich.) from 1987-88.

Ernie and his wife, Seantelle, have two children, Trey and Skylar.



Ernie Zeigler is in his first year as an assistant at MSU.



JASON LUDWIG

DIRECTOR OF OPERATIONS, 1ST YEAR



Jason Ludwig is in his first year as Ben Howland's director of operations at Mississippi State after spending the past two seasons in the same capacity at Arizona State.

Ludwig and Howland know each other well, as Ludwig spent 10 years at UCLA in various roles, including the

director of scouting and player development positions he held from 2009-13.

The native of Montebello, Calif., served two different stints with the Bruins, starting in 2005-06 as the assistant video coordinator before taking the video coordinator job at Santa Clara in 2008 under coach Kerry Keating. The following year, he was named director of operations, a title he held for one season before returning to UCLA in 2010.

Ludwig's contributions helped the Bruins to two NCAA Tournament appearances in 2010-2011 and 2012-2013 and a PAC-12 Championship in 2012-2013.

He also directed the UCLA and Ben Howland basketball camps and worked with five NBA players while at UCLA — Shabazz Muhammad, Kyle Anderson, Jordan Adams, Malcolm Lee, and Tyler Honeycutt.

Ludwig's first stint with UCLA was for the 2005-2006 and 2006-2007 seasons as the assistant video coordinator documenting the Bruins' two consecutive Final Four appearances. He broke down film for scouts and player development edits. Similar to his second round with the Bruins, he dedicated his time to assisting current NBA athletes such as Russell Westbrook, Arron Afflalo, Darren Collison, Jordan Farmar, Ryan Hollins, and Luc Mbah a Moute.

His passions off the court extend to assisting young coaches and underprivileged youth.

Ludwig co-founded the Young Coaches Social at the Final Four, an event geared towards networking hundreds of young coaches across the nation. Ludwig was part of the founding members for the Latino Association of Basketball Coaches, which provides support to Latino coaches worldwide, some members being Frank Martin (head coach – South Carolina) and Orlando Antigua (head coach – South

PERSONAL BACKGROUND

- **Birthdate:** May 15, 1983
- **Hometown:** Montebello, CA

EDUCATION

- **High School:** Montebello High School, 2001
- **College:** UCLA, 2005

COACHING EXPERIENCE

- **2006-07:** Assistant Video Coordinator, UCLA
- **2008:** Video Coordinator, Santa Clara
- **2009:** Director of Operations, Santa Clara
- **2010:** Video Coordinator, UCLA
- **2011-13:** Director of Scouting/Player Development, UCLA
- **2014-15:** Director of Operations, Arizona State
- **2016:** Director of Operations, Mississippi State

Florida).

Ludwig's early basketball programs began with success in 2007 when he served as head coach for the Double Pump Elite squad, an AAU affiliate program. Every player took a Division 1 scholarship, including NBA starts Paul George and Klay Thompson.

Prior to coaching, he created basketball opportunities for underprivileged youth starting in his hometown of Los Angeles, which eventually spanned to Phoenix.

The camp, JL Hoops, began in 2005 as a free option for at risk children giving them an opportunity not just to play basketball, but also to hear from guest speakers and gain life lessons for off the court success.

His most recent session of JL Hoops took place in Phoenix in June of 2014.

Ludwig received his undergraduate degree from UCLA in 2005 with a degree in Economics. He worked with the basketball team as a student manager from 2001-2005.

The Bruins' record with Ludwig from his time as a student manager through both professional stints is 203-125.

A Montebello, Calif. native, Ludwig played varsity basketball and baseball for Montebello High School. He was named MVP for his junior and senior basketball seasons leading his team to their first league title in 30 years.

2015-16 MSU Coaching Staff



(L-R): Jason Ludwig, David Deets, Jalen Courtney, George Brooks, Ben Howland, Ernie Zeigler, Corey McKay, Mike Moynihan, Donovan Castro.



DAVID DEETS

STRENGTH COACH

One year away from collegiate athletics was all it took for David Deets to realize he wanted to return.

So when Mississippi State offered him the opportunity to be the Director of Basketball Performance for both the men's and women's basketball teams, he didn't hesitate to accept.

Deets, 39, begins his journey with the Bulldogs after spending the previous year in Oklahoma as the director of rehab and strength & conditioning for the Tuttle Public School district. Prior to that position, he was on Mike Anderson's staff at Arkansas for three years as strength and conditioning coach.

Deets, who became a Master Strength Coach in 2013, is well-respected across the country for his innovative approach to strength and conditioning. He's been a featured speaker at national conferences and was one of seven individuals worldwide in Nike Basketball's SPARQ program, which develops testing measures for basketball.

During his time with the Razorbacks, he helped design a new weight room and was instrumental in the development of Jacorey Williams, Bobby Portis, the 2015 SEC Player of the Year, and Moses Kingsley.

Prior to his stint at Arkansas, Deets spent five years with Anderson at Missouri. He helped with the renovations of the Sally O. Nichols Weight Room and mentored four National Strength and Conditioning All-Americans. Deets' off-season regimen with the Tigers was key in Missouri's three NCAA tournament runs and Big 12 Tournament Championship in 2009.

After graduating from Northeastern State University in 2000, Deets went on to a graduate assistantship at Oklahoma State. After one year with the Cowboys, he landed his first full-time job at Northwestern State in Natchitoches, La. As head strength and conditioning coach, Deets oversaw all the aspects of strength training for NSU's 14 intercollegiate sports. His career path would then take Deets to Texas Christian and back to Oklahoma State before settling in at Missouri prior to the 2006-07 season.

Deets earned his degree from Northeastern State in Health and Human Performance in 2000. The Newcastle, Okla., native and his wife Angela have two daughters, Emery Rose (8), and Violet Beatrice (5).



MICHAEL MOYNIHAN

VIDEO COORDINATOR

After spending last season as the director of operations at George Mason, Michael Moynihan is in his first year at Mississippi State as the video coordinator.

A native of Roswell, Ga., Moynihan will oversee all video coordination for men's basketball, while also being responsible for the advanced scouting of all opponents, monitoring the recruiting database and assisting with on-campus recruiting.

Prior to his stint at George Mason, Moynihan spent one year as the video coordinator at Troy, where he worked with former MSU assistant Phil Cunningham. One of his duties was assisting with academics, and during his time at Troy, all nine senior players received their degrees. As a team, Troy posted a cumulative 3.45 GPA.

Moynihan went to Troy after serving as an assistant coach at Young Harris College, where he helped the Division II Mountain Lions to a 17-9 record in 2012-13 and a second-place finish in the Western Division. He recruited Isaiah Johnson, a first-team All-Peach Belt selection who was also named second-team Division II All-Southeast District by the NABC in 2014-15. Johnson was also named second-team All-Peach Belt and Georgia Basketball Coach's Association (GBCA) Newcomer of the Year in 2013-14.

Before joining Young Harris, Moynihan spent one year as a graduate assistant at his alma mater, The University of North Georgia. He began his coaching career in 2010-11 as an assistant coach at Buford High School in Buford, Ga., helping lead the team to a Georgia High School Association (GHSA) Class AA State Championship appearance with a 24-8 overall record.

His stint at Buford High School followed a successful four-year playing career that concluded with All-Peach Belt honors at the University of North Georgia in 2009-10, where he averaged 14.4 points and 4.7 assists. He played two years with the Saints after spending the first two seasons of his career at Georgia State. Moynihan walked on to the Georgia State basketball team as a freshman and worked his way into the starting lineup as a sophomore.

Moynihan received his bachelor's degree in management from the University of North Georgia in 2010. He is the grandson of Charles "Lefty" Driesell.

2014-15 STUDENT MANAGERS



L-R: Daniel Lopez, Beler Watts, Quinton Wilson, Brett Riley, Jovan Coleman, Kent Friloux, John Wietbrock and Calvin Brown.



GRADUATE ASSISTANTS/SUPPORT STAFF



DONOVAN CASTRO

GRAD ASSISTANT

After serving as a graduate assistant at Arizona State last year, Donovan Castro enters his first year as a GA on Ben Howland's staff at Mississippi State.

His duties include assisting with on-court workouts, video scouting, academic monitoring and on-campus recruiting.

While with the Sun Devils in 2014-2015, he was involved in team travel, film exchange, and opponent breakdowns and edits for coaches' evaluation. He also oversaw the staff of team managers and served as the staff liaison with athletic offices.

Prior to Arizona State, Donovan was three-year student manager at UCLA from 2011-14, including a two-year stint under Coach Ben Howland (2011-2013). He was part of the 2012-13 regular season Pac-12 Championship team and the 2013-14 Pac-12 Tournament Championship squad under UCLA Coach Steve Alford.

While at UCLA, Castro worked with current NBA athletes such as Kyle Anderson, Shabazz Muhammad, Jordan Adams, Zach LaVine, and Travis Wear.

He received his undergraduate degree from UCLA in 2014 with a degree in Political Science.

In high school, Castro was a four-year varsity starter at Lindsay, where he led the team to a 2009-2010 East Sequoia League Championship. He was named East Sequoia League Most Valuable Player for the 2009-10 season.

His accolades include the Mr. Basketball Award for most charges taken each season from 2007-10 and he was named his team's Defensive Player of the Year in 2009.

A native of Lindsay, Calif., Castro was born on Jan. 20, 1992.



JALEN COURTNEY

GRAD ASSISTANT

Jalen Courtney is in his first year as a graduate assistant at Mississippi State following a collegiate career that saw him play one season at Morehead State after three years at LSU.

His duties for first-year coach Ben Howland include assisting with on-court workouts, video scouting, academic monitoring and on-campus recruiting.

Last year as a senior, the Jackson, Miss., native was limited to just five games for the Eagles due to multiple knee surgeries. Despite the adversity he faced, he did score six points and collect seven rebounds.

In his three seasons at LSU, he appeared in 61 games, recording a career-best 14 points against Grambling as a sophomore. Against Houston Baptist as junior, he tallied a career-best seven rebounds.

His freshman year was cut short due to injuries, playing in just 15 games. As a sophomore, however, he appeared in 20 games en route to averaging 2.3 points. His junior year saw him average 2.1 points in 26 games.

Courtney, who earned his undergraduate degree in Strategic Communications and is pursuing a masters in Work Force Education Leadership, signed with LSU following a stellar prep career at Province.

As a senior, he averaged 16 points and 11 rebounds en route to garnering all-state and all-metro accolades and was tabbed the Mississippi High School Athletic Association Scholar-Athlete of the year.

His career high 38 points and 20 rebounds came against Starkville High School as a senior.

A McDonald's All-American nominee, he led the Rams to two 5A state titles and two runner-up finishes.



Dr. Scott Jones
Team Physician



Dr. Rusty Linton
Team Physician



Dr. Mark Mabry
Team Physician



Suzanne Cook
Administrative Asst.



Duncan McKenzie
Sr. Assoc. AD



Steve Smith
Asst. AD/Compliance



Don Williams
Learfield



Drew Walker
Asst. AD/Video



Leah Beasley
Asst. AD/Marketing



Jay Logan
Coliseum Director

SUPPORT STAFF



SAWYER BOWERING ACADEMICS

Sawyer Bowering begins her third year as an academic counselor at Mississippi State and her second season with the men's basketball team.

A 2010 graduate of MSU with a degree in teaching/coaching, the Madison, Miss.,

native spent one season working with the women's tennis, softball and baseball teams before adding men's basketball to her day-to-day duties this fall.

Since returning full-time to MSU, she's had 23 players named to the SEC Academic Honor Roll.

Her career in athletics, however, began in the high school coaching ranks.

Upon graduating from MSU, Bowering was the head volleyball coach and assistant basketball coach at Madison Central for one year before taking over the same positions at Germantown, along with track and field, for one season.

Then in 2012, she returned to Mississippi State to earn her master's degree in sports administration.

While furthering her education, Bowering was a graduate assistant in the Department of Athletic Academics working with the men's basketball and tennis teams.

She also assisted with housing assignments for student-athletes living on campus.

Born on Aug. 18, 1988, Bowering was a three-star standout at Ridgeland High School in soccer, volleyball and tennis.

She was a part of six state championship teams, four in soccer, one in volleyball and one in tennis. In volleyball and soccer, she earned All-State accolades.



RYAN DOTSON ATHLETIC TRAINER

Ryan Dotson enters his second year as athletic trainer at Mississippi State after spending three seasons at the University of Indianapolis.

During his time with the Greyhounds, Dotson worked with both the men's and women's basketball teams while also overseeing men's and women's tennis and the track and field programs.

During his tenure, both the men's and women's basketball teams advanced to the NCAA Division II Tournament, while the men won the regular-season Great Lakes Valley Conference crown last season.

Prior to his time in Indy, Dotson earned a masters in education of sports management at the University of Minnesota.

Serving as a graduate assistant, he worked with the women's basketball team in 2009-10 before taking over the primary role with rowing and tennis in 2010-11.

A native of East Lansing, Mich., who attended high school in Tempe, Ariz., Dotson graduated from Purdue in 2009 with a degree in athletic training and minor in psychology.

While at Purdue, he was a student trainer with the Boilermaker's basketball team when in 2009 they advanced to the Sweet 16.

A certified athletic trainer and a member of the National Athletic Trainers' Association, Dotson was born on Aug. 29, 1986.

His hobbies include sports, music, entertainment and movies.



GREGG ELLIS MEDIA RELATIONS

Gregg Ellis begins his eighth season as the media relations director for men's basketball. But prior to his time working at MSU, he certainly is no stranger to the university.

For 10 years prior to his arrival at MSU, Ellis was an award-winning sportswriter and

columnist at the Daily Journal in Tupelo, Miss., where he spent his final seven years as the Bulldogs' beatwriter.

During his time at the Journal, he covered four of MSU's basketball teams that won the Western Division crown as well as the 2004 squad that captured the overall SEC title.

His tour of duty with MSU also included such events as the historical hiring of Sylvester Croom and the Bulldogs' 2007 College Baseball World Series appearance.

Yet, his professional roots originated with media relations. After finishing at Ole Miss in 1994, he joined the public relations department of the Indianapolis Colts, where he worked with the likes of NFL standouts Marshall Faulk, Peyton Manning, Jim Harbaugh and Marvin Harrison.

After his time with the Colts, Ellis spent two years at the Indianapolis Star before returning to Mississippi. While in Tupelo, he won awards for his columns, game stories and features, and three times he was voted the newspaper's favorite sportswriter by the readers. In May of 2008, he received his highest honor when he was named the Mississippi Sportswriter of the Year by the National Sportscasters and Sportswriters Association.

A native of Lambert, Miss., Ellis, 46, is married to the former Celeste Nelson of Chattanooga, Tenn. They are the parents of Zach, a two-sport freshman athlete at Itawamba Community College (football & soccer) and Hannah, a junior soccer player at Tupelo High School.



2015-16 SCORER'S TABLE

Front Row (L-R): Billy Joe Ayers, Chris Chance, Claire Greer. Back Row: (L-R): Scott Walters, Mac Smith, Jonathan Eaton.



MAROON



AT THE HUMP



MADNESS



FOR HOOPS



DR. MARK KEENUM

UNIVERSITY PRESIDENT



Dr. Mark Everett Keenum became Mississippi State's 19th president Jan. 5, 2009, following a distinguished public service career.

Dr. Keenum has guided Mississippi State to unprecedented heights during his six-year tenure. The university has experienced record enrollment growth to more

than 20,000 students. The freshman class of fall 2014 was almost 3,000, and the average ACT score for 2014 was a record 24.4. During 2011-12, Mississippi State awarded more than 4,000 degrees at all levels for the first time in its history, and followed that with 4,222 degrees in 2014-15.

The campus has expanded and improved on Keenum's watch. Major renovations of historic Lee Hall and Davis Wade Stadium were completed by August 2014. Construction of a new classroom building with built-in parking and a Fresh Foods concept cafeteria began in 2014. In 2015, construction is under way on two new residence halls, the new G.V. "Sonny" Montgomery Center for America's Veterans, a Wise Center classroom building, and an expansion of Mitchell Memorial Library is set to begin this fall.

Since 2009, fundraising has reached all-time record levels, with private giving exceeding \$80 million a year in fiscal years 2011, 2012 and 2013 and grew to \$108.8 million in fiscal year 2014. In fall 2013, the university formally announced Infinite Impact: the Campaign for Mississippi State with a goal of \$600 million by 2018. To date, more than \$530 million of that goal had been met. Dr. Keenum has also been instrumental in expanding the MSU Promise Program, which provides need-based scholarship assistance to Mississippi students whose families have limited financial means.

Mississippi State has strengthened its role as the flagship research university in the state. The most recent research success has been MSU's designation as the Federal Aviation Administration's National Center of Excellence in Unmanned Aerial Systems and Boeing's decision to locate a composite research center at MSU's Raspet Flight Lab. The Carnegie Foundation for the Advancement of Teaching classifies

MSU as a university with "very high research activity," the only such designation in Mississippi. Dr. Keenum travels frequently to Washington, D.C., meeting with Congressional leaders and federal agency heads to pursue research opportunities and broaden the university's influence on the national level. He has also worked closely with state leaders in support of higher education in Mississippi.

Keenum serves as vice-chairman of the Southern Association of Colleges and Schools' Commission on Colleges' Executive Council. SACS-COC is the recognized regional accrediting body in the 11 U.S. Southern states (Alabama, Florida, Georgia, Kentucky, Louisiana, Mississippi, North Carolina, South Carolina, Tennessee, Texas and Virginia) and in Latin America for those institutions of higher education that award associate, baccalaureate, master's or doctoral degrees.

He also is a member of the American Public Land-Grant Universities Board of Directors. Based in Washington, D.C., the Association of Public and Land-grant Universities (APLU) is a research and advocacy organization of public research universities, land-grant institutions, and state university systems with member campuses in all 50 states, U.S. territories and the District of Columbia. Keenum has

PROFESSIONAL EXPERIENCE

- **2009-** University President, Mississippi State University
- **2006-2008:** U.S. Under Secretary, Farm and Foreign Agricultural Services, Washington, D.C.
- **1997-2006:** Adjunct Professor, Department of Agricultural Economics, Mississippi State University
- **1996-2006:** Chief of Staff U.S. Senator Thad Cochran
- **1989-1996:** Legislative Assistant, Agricultural and Natural Resources, Senator Thad Cochran
- **1987-1988:** Assistant Professor/Economist, Department of Agricultural Economics, Mississippi State University
- **1988:** Ph.D. in Agricultural Economics, Mississippi State
- **1986:** Research Associate, Mississippi Agricultural & Forestry Experiment Station, Mississippi State
- **1984:** Marketing Specialist, Mississippi Cooperative Extension Service, Mississippi State University
- **1983-84:** M.A. Degree in Agricultural Economics, Mississippi State University
- **1983-84:** Teaching/Research Assistant, Department of Agricultural Economics, Mississippi State University

PERSONAL INFORMATION

- **Birthplace:** Starkville, Miss.
- **Hometown:** Corinth, Miss.

• also been appointed vice chairman of the Foundation for Food and Agricultural Research by U.S. Secretary of Agriculture Thomas J. Vilsack.

• In 2015, Keenum was named to the College Football Playoff's (CFP) Board of Managers and elected vice president of the Southeastern Conference. He remains a member of the SEC Executive Committee and continues to serve on the SEC's Content Committee that oversees the SEC Network.

• A graduate of Mississippi State University with degrees in agricultural economics, Dr. Keenum began his career at MSU as a faculty member with the Extension Service and the Department of Agricultural Economics. He went on to serve as chief of staff to U.S. Senator Thad Cochran in Washington, D.C. and was Under Secretary of the U.S. Department of Agriculture prior to returning home to Mississippi State.

• He graduated from Corinth (MS) High School and earned an associate of arts degree from Northeast Mississippi Community College in Booneville and was a member of the Northeast Tigers football team.

• Dr. Keenum is married to the former Rhonda Newman of Booneville, also an MSU graduate. They have four children: Rett, Mary Phillips, Katie and Torie.





ATHLETICS DIRECTOR



Now in his third decade in intercollegiate athletics, Director of Athletics Scott Stricklin has overseen a wave of momentum within the Mississippi State fan base during his tenure. From his first day on the job in May 2010, Stricklin, with a focus on the student-athlete, a commitment to great integrity, and a dedication to

promoting MSU aggressively, has facilitated a stretch of unparalleled Bulldog success.

With an investment of over \$130 million in facilities, a strong roster of successful coaches, and significant increases in Bulldog Club membership and donations, MSU Athletics has achieved its highest-ever Learfield Director's Cup finish while consistently seeing the majority of its teams compete in post-season championships.

In an era that has seen 30-consecutive sellouts at Davis Wade Stadium and impressive football facility enhancements, Coach Dan Mullen's team has played in five-consecutive bowl games, while the Bulldogs spent five-straight weeks in 2014 ranked No. 1 in the polls for the first time in school history.

The sports of tennis, baseball, basketball, softball, men's and women's golf and track and field have each excelled and advanced to NCAA postseason play under Stricklin's leadership. During the 2014-15 academic year, 11 Mississippi State sports advanced to NCAA postseason play, with eight earning Top 25 rankings during the season, while the women's golf team ascended all the way to No. 1 in the fall. The year was capped by All-American Rhianweedd Price winning the 1500-meter run at the NCAA Outdoor Track & Field Championships in Oregon, one year after Brandon McBride claimed the crown in the 800-meter run and two years removed from the baseball team playing for the national championship in Omaha.

In addition, 2015 also saw two MSU coaches earn SEC Coach of the Year honors in Mullen and Vic Schaefer, who led the Bulldogs to a school record 27 wins en route to the second round of the NCAA Tournament.

In the classroom, Bulldog students continue to excel. In the 2014-15 academic year, Mississippi State's men and women athletes posted a combined GPA of 3.0, the highest in school history. Also in 2015, Bulldog students again excelled in the NCAA's Academic Progress Rate, with all 16 sports far exceeding the minimum standard.

Stricklin has overseen record fundraising for Bulldog Athletics, which has produced new facilities such as the \$11.7 million Mize Pavilion at Humphrey Coliseum, the \$25 million Leo W. Seal Jr. Football Complex, as well as \$75 million in expansion and upgrades to Davis Wade Stadium that were completed prior to the start of the 2014 campaign.

The Davis Wade Stadium expansion and renovation pushed capacity to 61,337, making it the largest on campus football stadium in the state of Mississippi. In addition to innovative premium seating options, a new brick facade and updated west concourse, complete with renovated restrooms and concessions, now greets fans attending games at historic Scott Field.

In the spring 2015, a \$6 million renovation began on both the tennis and softball complexes, while a \$40 million upgrade to Dudy Noble Field is in the planning process. In addition, construction is nearly completed for the new \$2.2 million Mississippi State Golf Center at Old Waverly, one of the South's premier golf courses. The project includes

- a 6,300-square foot team clubhouse with locker rooms,
- players' lounge, coaches' offices and indoor putting center,
- along with a 2,431-square foot indoor hitting bay.

- Stricklin's vision also drew attention when he announced the university is partnering with financial guru Dave Ramsey to help educate student-athletes in the area of personal finance. Ramsey's "Foundations in Personal Finance College Edition" curriculum is now being incorporated into teaching MSU student-athletes the basics of finance.

- His attention to detail has also proven to be vital in the hiring process, as he received rave reviews with the hiring of men's basketball coach Ben Howland, who comes to MSU after leading Northern Arizona, Pittsburgh and UCLA to the NCAA Tournament, including 3 straight Final Four appearances with the Bruins.

- In addition to engaging with Bulldog fans through personal interactions and social media, Stricklin has also emerged as a regional and national leader in college athletics. He serves as chair of the SEC's Working Group on Fan Experience, and has served as the SEC's representative on the NCAA Division I Leadership Council.

- Stricklin certainly wasn't a stranger to the Bulldog family or college athletics when he took over the reins at State in 2010.

- A 1992 graduate of Mississippi State, the Jackson, Miss., native's resume is highlighted by 25 years of experience on the collegiate level in various capacities at five different universities. In the two years prior to becoming athletic director, he served as Senior Associate Athletics Director for External Affairs at his alma mater, overseeing fundraising, football and men's basketball scheduling, managing MSU's all-sport agreement with Adidas, facility planning, and serving as the administrative sport liaison for men's basketball and softball.

- It was those types of day-to-day tasks that prepared the personable Stricklin to take over the top seat in the Mississippi State athletic department. Yet it's a journey that started during his formative days as a dedicated and tireless worker in the Mississippi State media relations department that has led to his highly-respected career coming full circle.

- Prior to graduating, Stricklin's stint in the MSU media relations office included three seasons (1990-92) as the media contact for the nationally-renown baseball program. Upon graduation, he was named Assistant Media Relations Director at his alma mater.

- In 1993, he was named Associate Media Relations Director at Auburn, where he served from 1993-98. In 1998, Stricklin left Auburn to become Assistant Athletics Director at Tulane, where he served as the primary media contact for the Green Wave's 1998 12-0 football team. Next came a four-year run in the Big 12 Conference at Baylor (1999-2003) as Assistant AD for Communications and Marketing.

- In 2003, Stricklin returned to the Southeastern Conference at Kentucky and spent five seasons as the Associate AD for Media Relations, where he oversaw the day-to-day publicity of the tradition-rich Wildcat basketball program. It was his last stop before returning to Mississippi State in the spring of 2008.

- Stricklin, 45, is married to the former Anne Howell, the youngest daughter of Basketball Hall of Fame member Bailey Howell. The couple has two daughters, Abby and Sophie.



MSU VS. THE SEC

Alabama, 73-119

Arkansas, 25-32

Auburn, 68-74

Florida, 49-62

Georgia, 53-55

Kentucky, 20-92

LSU, 98-108

Missouri, 3-4

Ole Miss, 141-111

South Carolina, 18-11

Tennessee, 42-79

Texas A&M, 3-4

Vanderbilt, 47-77



SEC SERIES SCORES



ALABAMA (73-119)

| | | | | | |
|------------------|------------------|------------------|-----------------|------------------|-----------------|
| | MSU, 37-34 | at Starkville | 1986: UA, 71-62 | ot | at Starkville |
| | 1948: MSU, 32-31 | at Starkville | UA, 72-54 | | at Tuscaloosa |
| 1913: MSU, 26-21 | at Starkville | UA, 55-47 | at Tuscaloosa | UA, 77-65 | at Lexington* |
| MSU, 21-16 | at Starkville | 1949: UA, 50-45 | at Tuscaloosa | 1987: UA, 64-49 | at Tuscaloosa |
| 1914: UA, 42-31 | at Starkville | UA, 43-31 | at Starkville | UA, 76-55 | at Starkville |
| UA, 42-26 | at Starkville | 1950: MSU, 47-44 | at Starkville | 1988: MSU, 59-56 | at Starkville |
| 1915: MSU, 35-28 | at Starkville | UA, 58-38 | at Tuscaloosa | UA, 61-48 | at Tuscaloosa |
| MSU, 33-21 | at Starkville | 1951: UA, 75-69 | at Tuscaloosa | 1989: UA, 97-80 | at Tuscaloosa |
| UA, 28-25 | at Tuscaloosa | 1952: UA, 63-61 | at Starkville | MSU, 61-57 | ot |
| UA, 31-21 | at Tuscaloosa | 1953: UA, 70-58 | at Tuscaloosa | 1990: UA, 62-57 | at Starkville |
| 1916: UA, 26-12 | at Tuscaloosa | 1954: UA, 69-52 | at Starkville | MSU, 86-74 | at Tuscaloosa |
| UA, 32-22 | at Tuscaloosa | 1955: UA, 99-73 | at Tuscaloosa | UA, 59-44 | at Orlando* |
| MSU, 28-21 | at Starkville | 1956: UA, 87-75 | at Starkville | 1991: MSU, 68-59 | at Starkville |
| MSU, 37-23 | at Starkville | 1957: UA, 83-78 | at Tuscaloosa | UA, 97-72 | at Tuscaloosa |
| 1920: MSU, 23-10 | at Starkville | 1958: MSU, 46-42 | at Starkville | 1992: UA, 78-64 | at Starkville |
| 1921: MSU, 25-18 | at Starkville | 1959: MSU, 81-64 | at Tuscaloosa | UA, 79-69 | at Tuscaloosa |
| MSU, 26-15 | at Starkville | 1960: MSU, 85-56 | at Starkville | 1993: MSU, 66-53 | at Starkville |
| MSU, 23-16 | at Tuscaloosa | 1961: MSU, 80-63 | at Tuscaloosa | UA, 92-80 | at Tuscaloosa |
| MSU, 35-13 | at Tuscaloosa | 1962: MSU, 67-40 | at Starkville | 1994: UA, 70-69 | at Tuscaloosa |
| 1922: UA, 43-10 | at Tuscaloosa | 1963: UA, 77-72 | ot | at Tuscaloosa | UA, 60-49 |
| UA, 30-11 | at Tuscaloosa | 1964: MSU, 69-56 | at Starkville | 1995: UA, 68-64 | at Tuscaloosa |
| 1923: MSU, 47-31 | at Starkville | 1965: MSU, 96-68 | at Starkville | MSU, 71-67 | at Starkville |
| 1924: MSU, 29-23 | at Tuscaloosa | UA, 95-83 | at Tuscaloosa | 1996: UA, 56-55 | at Starkville |
| UA, 45-28 | at Starkville | 1966: UA, 71-63 | at Starkville | MSU, 73-65 | at Tuscaloosa |
| 1925: UA, 36-28 | at Tuscaloosa | UA, 77-76 | at Tuscaloosa | 1997: MSU, 64-51 | at Starkville |
| UA, 33-26 | at Starkville | 1967: MSU, 63-59 | at Starkville | UA, 78-49 | at Tuscaloosa |
| 1926: MSU, 34-21 | at Starkville | UA, 91-74 | at Tuscaloosa | 1998: MSU, 56-52 | at Tuscaloosa |
| MSU, 28-27 | at Tuscaloosa | 1968: UA, 80-69 | at Tuscaloosa | UA, 85-70 | at Starkville |
| 1927: MSU, 40-24 | at Starkville | MSU, 72-69 | at Starkville | 1999: MSU, 55-50 | at Tuscaloosa |
| UA, 22-11 | at Tuscaloosa | 1969: MSU, 68-67 | ot | at Starkville | MSU, 79-50 |
| 1928: UA, 29-28 | at Tuscaloosa | MSU, 67-60 | at Tuscaloosa | 2000: UA, 77-74 | ot |
| MSU, 26-21 | at Starkville | 1970: UA, 95-75 | at Tuscaloosa | MSU, 92-70 | at Starkville |
| 1929: UA, 30-28 | at Tuscaloosa | MSU, 87-77 | at Starkville | 2001: UA, 72-59 | at Tuscaloosa |
| MSU, 22-21 | at Starkville | 1971: MSU, 71-67 | ot | at Starkville | MSU, 84-70 |
| 1930: UA, 26-22 | at Tuscaloosa | UA, 79-78 | 3ot | at Tuscaloosa | 2002: UA, 85-73 |
| 1932: UA, 26-25 | at Starkville | 1972: UA, 77-71 | at Tuscaloosa | MSU, 76-62 | at Starkville |
| UA, 30-23 | at Tuscaloosa | MSU, 97-91 | ot | at Starkville | MSU, 61-58 |
| 1933: UA, 38-36 | at Starkville | 1973: UA, 96-86 | at Tuscaloosa | 2003: UA, 68-62 | ot |
| UA, 41-16 | at Tuscaloosa | UA, 92-87 | at Starkville | MSU, 59-55 | at Starkville |
| MSU, 30-25 | at Atlanta, Ga.* | 1974: UA, 85-68 | at Tuscaloosa | 2004: UA, 77-73 | at Starkville |
| 1934: UA, 37-24 | at Starkville | UA, 76-74 | at Starkville | MSU, 82-81 | ot |
| UA, 29-28 | at Tuscaloosa | 1975: UA, 86-71 | at Starkville | 2005: UA, 98-49 | at Tuscaloosa |
| UA, 37-25 | at Atlanta, Ga.* | UA, 83-68 | at Tuscaloosa | UA, 68-63 | at Starkville |
| 1935: UA, 30-22 | at Tuscaloosa | 1976: UA, 92-81 | at Tuscaloosa | 2006: UA, 65-59 | at Tuscaloosa |
| MSU, 45-41 | at Starkville | UA, 65-61 | at Starkville | MSU, 71-58 | at Starkville |
| 1936: MSU, 33-20 | at Starkville | 1977: UA, 65-63 | at Starkville | 2007: UA, 80-79 | at Tuscaloosa |
| UA, 54-19 | at Tuscaloosa | UA, 73-69 | at Tuscaloosa | MSU, 91-67 | at Starkville |
| 1937: UA, 32-20 | at Starkville | 1978: UA, 76-59 | at Tuscaloosa | 2008: MSU, 66-56 | at Tuscaloosa |
| UA, 38-25 | at Tuscaloosa | MSU, 69-60 | at Starkville | MSU, 73-66 | at Starkville |
| 1938: UA, 37-35 | at Tuscaloosa | 1979: UA, 87-65 | at Tuscaloosa | MSU, 69-67 | ot |
| MSU, 44-37 | at Starkville | UA, 68-67 | at Starkville | 2009: MSU, 83-74 | at Starkville |
| 1939: UA, 38-26 | at Starkville | 1980: MSU, 80-66 | at Starkville | UA, 87-85 | 2ot |
| UA, 49-36 | at Tuscaloosa | UA, 80-68 | at Tuscaloosa | 2010: UA, 62-57 | at Tuscaloosa |
| 1940: UA, 34-26 | at Tuscaloosa | UA, 76-75 | at Birmingham* | MSU, 74-66 | at Starkville |
| UA, 34-33 | at Starkville | 1981: UA, 80-69 | at Starkville | 2011: UA, 75-57 | at Starkville |
| 1941: MSU, 31-30 | at Starkville | UA, 91-79 | at Tuscaloosa | UA, 75-61 | at Tuscaloosa |
| UA, 32-28 | at Tuscaloosa | 1982: UA, 71-53 | at Starkville | 2012: MSU, 56-52 | at Starkville |
| 1942: UA, 37-27 | at Tuscaloosa | UA, 66-63 | at Tuscaloosa | UA, 67-50 | at Tuscaloosa |
| MSU, 33-32 | at Starkville | 1983: MSU, 78-69 | at Starkville | 2013: UA, 75-43 | at Starkville |
| 1943: MSU, 49-41 | at Starkville | UA, 83-58 | at Tuscaloosa | UA, 64-56 | at Tuscaloosa |
| UA, 47-37 | at Tuscaloosa | UA, 51-50 | at Birmingham* | 2014: UA, 80-61 | at Tuscaloosa |
| 1945: UA, 55-36 | at Tuscaloosa | 1984: UA, 74-57 | at Tuscaloosa | 2015: UA, 55051 | at Starkville |
| UA, 57-38 | at Starkville | MSU, 74-70 | at Starkville | | |
| 1946: UA, 34-29 | at Starkville | 1985: MSU, 71-67 | at Tuscaloosa | | |
| UA, 48-40 | at Tuscaloosa | MSU, 48-46 | at Starkville | | |
| 1947: UA, 56-42 | at Tuscaloosa | UA, 42-31 | at Birmingham* | | |

* At Starkville: MSU leads, 56-37
 * At Tuscaloosa: UA leads, 76-14
 * At Neutral Sites: UA leads, 6-3



SEC SERIES SCORES

ARKANSAS (25-32)

1952: MSU, 79-39 at Starkville
 1953: UA, 102-71 at Fayetteville
 1965: UA, 84-69 at Jackson, MS
 1966: UA, 69-61 at Little Rock
 1970: MSU, 76-74 ot at Memphis #
 1971: MSU, 69-67 at Fayetteville
 1972: MSU, 78-75 at Starkville
 1975: UA, 75-72 at Starkville
 1978: UA, 94-61 at Little Rock
 1992: UA, 99-78 at Fayetteville
 UA, 84-76 at Starkville
 1993: MSU, 80-76 ot at Starkville
 UA, 115-58 at Fayetteville
 1994: MSU, 72-71 at Starkville
 UA, 80-62 at Fayetteville
 1995: UA, 79-74 at Fayetteville
 MSU, 83-62 at Starkville
 1996: UA, 80-68 at Fayetteville
 MSU, 78-63 at Starkville
 1997: UA, 98-64 at Fayetteville
 MSU, 93-77 at Starkville
 1998: UA, 83-70 at Fayetteville
 UA, 76-73 at Starkville
 1999: UA, 61-59 at Starkville
 UA, 82-62 at Fayetteville
 UA, 84-79 ot at Atlanta, Ga.*
 2000: UA, 83-73 at Fayetteville
 UA, 87-81 at Starkville
 2001: MSU, 87-73 at Starkville
 UA, 83-72 at Fayetteville
 2002: UA, 75-64 at Fayetteville
 MSU, 89-83 at Starkville
 2003: MSU, 84-54 at Starkville
 UA, 53-51 at Fayetteville
 2004: MSU, 80-62 at Starkville
 MSU, 77-70 at Fayetteville
 2005: MSU, 80-55 at Starkville
 MSU, 57-55 at Fayetteville
 2006: MSU, 69-67 at Starkville
 UA, 80-70 at Fayetteville
 2007: MSU, 84-60 at Starkville
 UA, 67-58 at Fayetteville
 UA, 81-72 at Atlanta, Ga.*
 2008: UA, 78-58 at Fayetteville
 MSU, 80-74 at Starkville
 2009: MSU, 70-56 at Fayetteville
 MSU, 86-77 at Starkville
 2010: MSU, 82-80 at Starkville
 UA, 67-62 at Fayetteville
 2011: MSU, 67-56 at Starkville
 MSU, 88-78 at Fayetteville
 2012: UA, 98-88 at Fayetteville
 MSU, 79-59 at Starkville
 2013: UA, 96-70 at Fayetteville
 2014: UA, 73-69 at Starkville
 2015: UA, 61-41 at Fayetteville
 UA, 65-61 at Starkville

- Liberty Bowl Classic

At Starkville: MSU leads, 19-7

At Fayetteville: UA leads, 20-5

At Neutral Sites: UA leads, 5-1

AUBURN (68-74)

1915: MSU, 44-16 at Starkville
 MSU, 32-11 at Starkville
 AU, 19-18 at Auburn
 AU, 21-17 at Auburn
 1927: MSU, 34-31 at Auburn
 AU, 27-24 at Auburn
 1928: AU, 42-34 at Atlanta, Ga.!
 1941: MSU, 48-44 at Auburn
 1942: AU, 39-29 at Starkville
 MSU, 41-40 at Starkville
 1943: MSU, 41-35 at Starkville
 MSU, 36-26 at Starkville
 MSU, 38-37 at Auburn
 MSU, 44-40 at Auburn
 1946: AU, 55-47 at Auburn
 AU, 37-26 at Auburn
 AU, 40-30 at Starkville
 MSU, 39-31 at Starkville
 1947: MSU, 61-35 at Starkville
 1948: MSU, 49-35 at Auburn
 1949: MSU, 54-53 at Auburn
 MSU, 47-43 at Starkville
 1950: AU, 65-64 at Starkville
 AU, 65-60 at Auburn
 1951: AU, 92-85 at Auburn
 1952: AU, 68-61 at Starkville
 1953: AU, 82-60 at Auburn
 1954: AU, 76-75 at Birmingham
 MSU, 79-74 at Starkville
 1955: AU, 79-58 at Auburn
 1956: AU, 81-68 at Starkville
 1957: AU, 86-66 at Auburn
 1958: MSU, 52-37 at Birmingham #
 MSU, 70-42 at Starkville
 1959: AU, 97-66 at Auburn
 1960: AU, 64-48 at Starkville
 1961: MSU, 56-48 at Auburn
 1962: MSU, 51-48 at Starkville
 1963: MSU, 62-53 at Auburn
 1964: AU, 64-63 ot at Starkville
 1965: AU, 71-70 at Starkville
 1966: MSU, 83-72 at Auburn
 1967: MSU, 59-54 ot at Starkville
 AU, 68-57 at Auburn
 1968: MSU, 66-62 at Auburn
 AU, 74-72 at Starkville
 1969: MSU, 65-59 at Starkville
 AU, 87-68 at Auburn
 1970: AU, 94-66 at Auburn
 AU, 71-69 ot at Starkville
 1971: AU, 73-70 at Starkville
 AU, 92-68 at Auburn
 1972: AU, 85-75 at Auburn
 MSU, 62-60 at Starkville
 1973: AU, 82-77 at Auburn
 MSU, 94-87 at Starkville
 1974: AU, 87-81 at Starkville
 MSU, 67-60 at Auburn
 1975: AU, 98-89 at Auburn
 AU, 78-74 at Starkville
 1976: AU, 75-70 at Auburn
 MSU, 75-74 at Starkville
 1977: MSU, 81-79 at Auburn

MSU, 89-75 at Starkville
 1978: AU, 85-74 at Auburn
 MSU, 83-82 ot at Starkville
 1979: MSU, 74-72 at Auburn
 MSU, 73-66 at Starkville
 1980: AU, 77-67 at Auburn
 MSU, 76-72 at Starkville
 1981: MSU, 69-61 at Starkville
 AU, 66-55 at Auburn
 1982: AU, 62-49 at Auburn
 MSU, 59-45 at Starkville
 AU, 38-36 ot at Lexington *
 1983: AU, 77-66 at Auburn
 MSU, 69-53 at Starkville
 1984: AU, 73-55 at Starkville
 AU, 68-53 at Auburn
 1985: AU, 62-53 at Auburn
 MSU, 82-65 at Starkville
 1986: AU, 72-56 at Starkville
 AU, 69-64 at Auburn
 MSU, 65-63 at Lexington *
 1987: AU, 66-52 at Starkville
 AU, 59-45 at Auburn
 1988: AU, 65-57 at Auburn
 AU, 77-61 at Starkville
 1989: MSU, 69-56 at Starkville
 AU, 70-68 at Auburn
 1990: AU, 93-71 at Auburn
 AU, 77-74 at Starkville
 1991: MSU, 84-64 at Auburn
 MSU, 94-76 at Starkville
 1992: MSU, 75-72 at Auburn
 MSU, 77-70 at Starkville
 1993: MSU, 77-71 at Starkville
 AU, 83-77 at Auburn
 1994: MSU, 91-86 ot at Auburn
 AU, 76-65 at Starkville
 1995: AU, 70-69 at Starkville
 AU, 76-69 at Auburn
 1996: MSU, 78-75 ot at Auburn
 MSU, 67-51 at Starkville
 MSU, 69-58 at New Orleans*
 1997: AU, 81-68 at Auburn
 AU, 68-64 at Starkville
 1998: AU, 69-66 at Starkville
 AU, 68-66 ot at Auburn
 1999: AU, 64-54 at Auburn
 AU, 76-73 at Starkville
 2000: AU, 51-45 at Starkville
 AU, 73-57 at Auburn
 2001: AU, 60-56 at Auburn
 MSU, 85-74 at Starkville
 2002: MSU, 72-64 at Auburn
 MSU, 89-53 at Starkville
 2003: MSU, 63-46 at Auburn
 MSU, 67-45 at Starkville
 2004: MSU, 73-68 at Auburn
 MSU, 105-91 at Starkville
 2005: MSU, 90-53 at Starkville
 AU, 90-76 at Auburn
 2006: MSU, 71-53 at Starkville
 AU, 75-71 at Auburn
 2007: MSU, 87-76 at Starkville
 MSU, 91-83 at Auburn
 2008: MSU, 83-64 at Auburn

SEC SERIES SCORES



| | | |
|--|--|--|
| MSU 89-78 at Starkville | UF, 88-80 at Gainesville | UF, 83-58 at Gainesville |
| 2009: AU, 91-76 at Auburn | 1973: UF, 66-64 at Gainesville | 2014: UF, 62-51 at Starkville |
| AU, 76-58 at Starkville | MSU, 81-75 at Starkville | 2015: UF, 72-47 at Gainesville |
| 2010: MSU, 85-75 ot at Starkville | 1974: MSU, 91-70 at Starkville | |
| AU, 89-80 at Auburn | UF, 78-75 at Gainesville | # - Gator Bowl Tournament |
| 2011: MSU, 85-66 at Starkville | 1975: UF, 94-82 at Gainesville | At Starkville: MSU leads, 33-21 |
| AU, 65-62 at Auburn | UF, 107-104 ^{2ot} at Starkville | At Gainesville: UF leads, 39-13 |
| 2012: MSU, 91-88 at Starkville | 1976: UF, 90-78 at Gainesville | At Neutral Sites: MSU leads, 3-2 |
| AU, 65-55 at Auburn | UF, 78-71 ot at Starkville | |
| 2013: MSU, 74-71 ot at Starkville | 1977: UF, 97-75 at Gainesville | GEORGIA (53-55) |
| 2014: MSU, 82-74 at Starkville | UF, 79-72 at Starkville | 1932: UG, 48-26 at Atlanta, Ga.! |
| AU, 92-82 at Auburn | 1978: MSU, 78-74 at Gainesville | 1946: UG, 45-44 at Louisville, Ky.* |
| 2015: MSU, 78-71 at Auburn | MSU, 70-51 at Starkville | 1949: UG, 70-40 at Athens |
| AU, 74-68 at Nashville* | 1979: UF, 77-75 at Gainesville | 1950: MSU, 51-40 at Starkville |
| | MSU, 80-64 at Starkville | 1951: UG, 57-49 at Athens |
| # - Birmingham Classic | 1980: MSU, 90-72 at Gainesville | 1952: MSU, 83-55 at Starkville |
| At Starkville: MSU leads, 42-25 | MSU, 90-73 at Starkville | 1953: UG, 75-63 at Athens |
| At Auburn: AU leads, 45-23 | 1981: MSU, 89-68 at Gainesville | 1954: MSU, 75-60 at Starkville |
| At Neutral Sites: Auburn leads, 4-3 | UF, 81-71 at Gainesville | 1955: UG, 90-75 at Athens |
| | 1982: UF, 70-62 at Gainesville | 1956: MSU, 83-71 at Starkville |
| FLORIDA (49-62) | MSU, 65-56 at Starkville | 1957: MSU, 86-73 at Athens |
| | 1983: MSU, 62-60 at Gainesville | 1958: MSU, 92-77 at Starkville |
| 1936: MSU, 53-31 at Starkville | MSU, 73-62 at Starkville | 1959: MSU, 76-56 at Athens |
| MSU, 36-22 at Starkville | 1984: UF, 56-55 at Starkville | 1960: UG, 67-62 ot at Starkville |
| 1937: MSU, 27-25 at Gainesville | UF, 60-59 at Gainesville | 1961: MSU, 99-77 at Athens |
| MSU, 33-16 at Gainesville | 1985: UF, 72-57 at Gainesville | 1962: MSU, 83-74 at Starkville |
| 1941: UF, 53-30 at Starkville | UF, 69-63 at Starkville | 1963: MSU, 86-75 at Athens |
| 1942: UF, 48-47 at Gainesville | 1986: UF, 73-64 at Starkville | 1964: UG, 73-61 at Starkville |
| MSU, 48-31 at Gainesville | UF, 76-58 at Gainesville | 1965: MSU, 79-74 at Starkville |
| 1943: MSU, 43-36 at Starkville | 1987: UF, 100-56 at Gainesville | UG, 82-62 at Athens |
| MSU, 33-29 at Starkville | UF, 84-56 at Starkville | 1966: MSU, 58-54 at Starkville |
| 1947: MSU, 55-24 at Starkville | 1988: UF, 55-45 at Starkville | UG, 83-71 at Athens |
| 1948: UF, 53-47 at Gainesville | UF, 69-52 at Gainesville | 1967: MSU, 93-71 at Athens |
| 1949: UF, 40-37 at Starkville | 1989: UF, 81-57 at Gainesville | MSU, 82-63 at Starkville |
| 1950: UF, 63-45 at Starkville | UF, 78-69 at Starkville | 1968: UG, 72-69 at Athens |
| 1951: UF, 68-64 at Gainesville | 1990: MSU, 98-73 at Starkville | UG, 81-77 at Starkville |
| 1952: MSU, 72-58 at Starkville | MSU, 79-54 at Gainesville | 1969: MSU, 73-71 at Athens |
| 1953: UF, 79-75 at Gainesville | 1991: UF, 85-82 at Gainesville | UG, 95-80 at Starkville |
| 1954: MSU, 70-66 at Starkville | MSU, 81-67 at Starkville | 1970: UG, 79-76 at Starkville |
| 1955: UF, 77-66 at Gainesville | 1992: UF, 87-66 at Gainesville | MSU, 86-77 at Athens |
| 1956: MSU, 84-74 at Starkville | 1993: MSU, 78-71 at Starkville | 1971: MSU, 67-66 ot at Athens |
| 1957: UF, 89-80 at Gainesville | 1994: UF, 84-75 at Gainesville | MSU, 62-57 at Starkville |
| 1958: MSU, 90-78 at Starkville | 1995: MSU, 70-47 at Starkville | 1972: MSU, 62-58 ot at Starkville |
| 1959: MSU, 105-68 at Gainesville | UF, 80-64 at Atlanta, Ga.* | UG, 87-82 at Athens |
| 1960: MSU, 81-75 at Starkville | 1996: MSU, 69-66 at Gainesville | 1973: MSU, 90-84 at Athens |
| 1961: UF, 59-57 at Gainesville | 1997: UF, 72-69 at Starkville | MSU, 72-68 at Starkville |
| 1962: MSU, 67-45 at Starkville | 1998: UF, 82-78 ot at Gainesville | 1974: MSU, 76-56 at Athens |
| 1963: UF, 73-52 at Gainesville | 1999: MSU, 66-63 at Starkville | MSU, 84-69 at Starkville |
| 1964: MSU, 68-61 at Starkville | 2000: UF, 88-58 at Gainesville | 1975: UG, 67-65 at Starkville |
| 1965: UF, 74-59 at Starkville | 2001: UF, 81-80 at Starkville | MSU, 77-71 at Athens |
| UF, 68-51 at Gainesville | 2002: UF, 76-48 at Gainesville | 1976: UG, 85-73 at Athens |
| 1966: MSU, 76-68 at Starkville | MSU, 62-52 at Atlanta, Ga.* | MSU, 90-79 at Starkville |
| UF, 78-74 at Gainesville | 2003: UF, 74-66 at Starkville | 1977: UG, 82-73 at Athens |
| 1967: UF, 63-54 at Gainesville | 2004: MSU, 79-68 at Gainesville | MSU, 98-69 at Starkville |
| UF, 59-54 at Starkville | 2005: MSU, 71-57 at Starkville | 1978: MSU, 57-44 at Athens |
| 1968: MSU, 66-65 at Jacksonville | UF, 80-64 at Atlanta, Ga.* | MSU, 68-45 at Starkville |
| MSU, 56-55 at Starkville | 2006: UF, 75-60 at Gainesville | 1979: UG, 69-67 at Athens |
| MSU, 71-67 at Gainesville | 2007: UF, 70-67 at Starkville | MSU, 86-62 at Starkville |
| 1969: UF, 70-64 at Gainesville | 2008: MSU, 68-59 at Gainesville | UG, 75-72 at Birmingham * |
| UF, 96-79 at Starkville | 2009: MSU, 80-71 at Starkville | 1980: MSU, 88-75 at Starkville |
| 1970: MSU, 79-77 at Starkville | 2010: UF, 69-62 at Gainesville | MSU, 62-56 at Athens |
| UF, 87-70 at Gainesville | MSU, 75-69 at Nashville * | 1981: UG, 66-64 at Athens |
| 1971: MSU, 72-58 at Gainesville | 2011: MSU, 71-64 at Starkville | UG, 68-65 ot at Starkville |
| MSU, 70-65 at Starkville | 2012: UF, 69-57 at Gainesville | 1982: UG, 26-20 at Starkville |
| 1972: MSU, 69-68 at Starkville | 2013: UF, 82-47 at Starkville | |

SEC SERIES SCORES



| | | | | | | | |
|------------------|---------------------|---|-------------------|-------------------|---|------------------|-------------------|
| 1925: LSU, 24-17 | at Baton Rouge | • | MSU, 84-80 | at Baton Rouge | • | LSU, 55-46 | at Baton Rouge |
| 1928: MSU, 46-26 | at Starkville | • | 1956: MSU, 87-78 | at Baton Rouge | • | LSU, 68-54 | at Atlanta * |
| MSU, 29-23 | at Starkville | • | LSU, 79-71 | at Starkville | • | 1988: MSU, 49-47 | at Baton Rouge |
| 1929: MSU, 26-16 | at Baton Rouge | • | 1957: MSU, 81-72 | at Starkville | • | MSU, 62-60 | at Starkville |
| LSU, 39-29 | at Baton Rouge | • | MSU, 94-76 | at Baton Rouge | • | 1989: MSU, 87-84 | at Baton Rouge |
| 1930: LSU, 32-24 | at Meridian, Miss. | • | 1958: MSU, 71-54 | at Baton Rouge | • | MSU, 96-79 | at Starkville |
| 1932: MSU, 29-28 | at Baton Rouge | • | MSU, 95-72 | at Starkville | • | 1990: MSU, 87-80 | ot at Starkville |
| LSU, 40-15 | at Baton Rouge | • | 1959: MSU, 78-71 | at Starkville | • | LSU, 86-68 | at Baton Rouge |
| LSU, 30-26 | at Starkville | • | MSU, 75-67 | at Baton Rouge | • | 1991: MSU, 82-79 | at Baton Rouge |
| 1933: MSU, 33-29 | at Starkville | • | 1960: MSU, 71-60 | at Baton Rouge | • | MSU, 76-73 | at Starkville |
| LSU, 32-28 | at Starkville | • | LSU, 69-64 | at Starkville | • | 1992: LSU, 83-70 | at Starkville |
| LSU, 49-26 | at Starkville | • | 1961: MSU, 77-61 | at Starkville | • | LSU, 89-80 | at Baton Rouge |
| LSU, 45-40 | at Baton Rouge | • | MSU, 56-54 | at Baton Rouge | • | 1993: LSU, 84-76 | ot at Starkville |
| LSU, 37-33 | at Baton Rouge | • | 1962: MSU, 73-51 | at New Orleans # | • | LSU, 92-66 | at Baton Rouge |
| 1934: MSU, 47-46 | at Starkville | • | MSU, 87-66 | at Baton Rouge | • | 1994: MSU, 66-52 | at Baton Rouge |
| LSU, 48-23 | at Starkville | • | MSU, 58-48 | at Starkville | • | MSU, 86-66 | at Starkville |
| LSU, 54-39 | at Baton Rouge | • | 1963: MSU, 73-66 | at Starkville | • | 1995: MSU, 73-60 | at Starkville |
| LSU, 61-30 | at Baton Rouge | • | MSU, 99-64 | at Baton Rouge | • | MSU, 67-61 | at Baton Rouge |
| 1935: LSU, 67-31 | at Baton Rouge | • | 1964: LSU, 87-71 | at Baton Rouge | • | 1996: MSU, 77-64 | at Baton Rouge |
| LSU, 46-39 | at Baton Rouge | • | LSU, 63-60 | at Starkville | • | MSU, 88-77 | at Starkville |
| 1936: MSU, 49-38 | at Starkville | • | 1965: MSU, 76-74 | at Starkville | • | 1997: MSU, 69-66 | at Starkville |
| LSU, 32-30 | at Starkville | • | LSU, 94-75 | at Baton Rouge | • | MSU, 68-60 | at Baton Rouge |
| LSU, 43-37 | at Baton Rouge | • | 1966: MSU, 74-71 | at Baton Rouge | • | 1998: MSU, 85-48 | at Starkville |
| LSU, 45-40 | at Baton Rouge | • | MSU, 66-61 | at Starkville | • | MSU, 63-62 | at Baton Rouge |
| 1937: MSU, 53-36 | at Starkville | • | 1967: MSU, 98-84 | at Starkville | • | 1999: MSU, 55-53 | at Starkville |
| LSU, 42-41 | at Baton Rouge | • | MSU, 66-64 | at Baton Rouge | • | LSU, 74-63 | at Baton Rouge |
| MSU, 39-38 | at Baton Rouge | • | 1968: LSU, 111-87 | at Baton Rouge | • | 2000: MSU, 68-66 | at Starkville |
| 1938: LSU, 38-33 | at Baton Rouge | • | LSU, 94-83 | at Starkville | • | LSU, 71-66 | at Baton Rouge |
| LSU, 31-22 | at Baton Rouge | • | 1969: LSU, 95-71 | at Baton Rouge | • | 2001: LSU, 82-73 | at Starkville |
| LSU, 66-44 | at Starkville | • | LSU, 99-89 | at Starkville | • | MSU, 55-48 | at Baton Rouge |
| MSU, 63-46 | at Starkville | • | 1970: LSU, 109-91 | at Baton Rouge | • | 2002: MSU, 84-61 | at Starkville |
| 1939: LSU, 48-32 | at Starkville | • | LSU, 97-87 | at Starkville | • | LSU, 68-65 | ot at Baton Rouge |
| MSU, 31-29 | at Starkville | • | 1971: LSU, 90-71 | at Baton Rouge | • | MSU, 57-51 | at Atlanta, Ga.* |
| LSU, 47-45 | at Baton Rouge | • | MSU, 78-70 | at Starkville | • | 2003: LSU, 85-72 | at Baton Rouge |
| LSU, 54-33 | at Baton Rouge | • | 1972: LSU, 62-60 | at Baton Rouge | • | MSU, 67-64 | at Starkville |
| 1940: MSU, 49-37 | at Starkville | • | MSU, 89-71 | at Starkville | • | MSU, 76-61 | at New Orleans * |
| LSU, 55-42 | at Baton Rouge | • | 1973: LSU, 84-78 | at Starkville | • | 2004: MSU, 64-54 | at Baton Rouge |
| 1941: MSU, 35-26 | at Starkville | • | LSU, 94-82 | at Baton Rouge | • | MSU, 84-58 | at Starkville |
| LSU, 39-37 | at Baton Rouge | • | 1974: MSU, 89-75 | at Starkville | • | 2005: LSU, 69-62 | at Baton Rouge |
| 1942: MSU, 43-41 | at Starkville | • | MSU, 87-84 | ot at Baton Rouge | • | LSU, 80-72 | at Starkville |
| LSU, 51-40 | at Baton Rouge | • | 1975: MSU, 93-84 | at Baton Rouge | • | 2006: LSU, 71-57 | at Starkville |
| 1943: MSU, 48-40 | at Starkville | • | MSU, 79-71 | at Starkville | • | LSU, 72-59 | at Baton Rouge |
| LSU, 61-40 | at Baton Rouge | • | 1976: MSU, 90-83 | at Starkville | • | 2007: MSU, 85-78 | at Starkville |
| 1945: MSU, 47-39 | at Starkville | • | LSU, 80-69 | at Baton Rouge | • | MSU, 56-50 | at Baton Rouge |
| LSU, 62-27 | at Baton Rouge | • | 1977: MSU, 80-77 | at Starkville | • | 2008: MSU, 61-39 | at Baton Rouge |
| 1946: LSU, 54-30 | at Starkville | • | LSU, 71-66 | at Baton Rouge | • | MSU, 84-75 | at Starkville |
| LSU, 73-31 | at Baton Rouge | • | 1978: MSU, 84-82 | ot at Starkville | • | 2009: LSU, 81-57 | at Baton Rouge |
| 1947: LSU, 61-57 | at Starkville | • | MSU, 68-67 | at Baton Rouge | • | LSU, 97-94 | 2ot at Starkville |
| LSU, 64-49 | at Baton Rouge | • | 1979: LSU, 52-48 | at Starkville | • | MSU, 67-57 | at Tampa, Fla.* |
| 1948: MSU, 53-49 | at Starkville | • | MSU, 65-57 | at Baton Rouge | • | 2010: MSU, 67-51 | at Starkville |
| LSU, 65-40 | at Baton Rouge | • | 1980: LSU, 80-58 | at Baton Rouge | • | MSU, 60-59 | at Baton Rouge |
| 1949: LSU, 64-40 | at Baton Rouge | • | LSU, 75-63 | at Starkville | • | 2011: MSU, 58-57 | at Baton Rouge |
| MSU, 48-42 | at Starkville | • | 1981: LSU, 81-69 | at Starkville | • | LSU, 84-82 | at Starkville |
| 1950: MSU, 48-41 | at Starkville | • | LSU, 94-89 | at Baton Rouge | • | 2012: MSU, 76-71 | at Starkville |
| LSU, 68-58 | at Baton Rouge | • | 1982: LSU, 78-56 | at Baton Rouge | • | LSU, 69-67 | ot at Baton Rouge |
| 1951: MSU, 94-69 | at Starkville | • | LSU, 57-43 | at Starkville | • | 2013: LSU, 69-68 | at Starkville |
| LSU, 76-61 | at Baton Rouge | • | 1983: MSU, 80-65 | at Baton Rouge | • | LSU, 80-68 | at Baton Rouge |
| 1952: MSU, 59-54 | at Starkville | • | LSU, 86-73 | at Baton Rouge | • | 2014: LSU, 82-81 | at Baton Rouge |
| LSU, 103-78 | at Baton Rouge | • | 1984: LSU, 80-64 | at Baton Rouge | • | 2015: MSU, 73-67 | at Starkville |
| LSU, 77-44 | at Louisville, Ky.* | • | LSU, 85-70 | at Starkville | • | | |
| 1953: LSU, 75-55 | at Starkville | • | 1985: MSU, 83-69 | at Starkville | • | | |
| LSU, 82-47 | at Baton Rouge | • | LSU, 80-65 | at Baton Rouge | • | | |
| 1954: LSU, 65-54 | at Baton Rouge | • | 1986: LSU, 90-84 | at Baton Rouge | • | | |
| LSU, 61-57 | at Starkville | • | LSU, 68-62 | at Baton Rouge | • | | |
| 1955: LSU, 67-63 | at Starkville | • | 1987: LSU, 52-50 | at Starkville | • | | |

- Sugar Bowl Tournament

At Starkville: MSU leads, 59-38

At Baton Rouge: LSU leads, 67-35

At Neutral Sites: MSU leads, 4-3



SEC SERIES SCORES

MISSOURI (3-4)

1975: MU, 102-78 at Columbia #
 2007: MU, 83-75 at Columbia
 2008: MSU, 87-75 at Starkville
 2013: MU, 78-36 at Starkville
 2014: MU, 85-66 at Columbia
 2015: MSU, 77-74 at Columbia
 MSU, 52-43 at Starkville

- Show Me Classic

At Starkville: MSU leads, 2-1
 At Columbia MU leads, 3-1

OLE MISS (141-111)

1914: MSU, 68-15 at Starkville
 MSU, 84-18 at Starkville
 MSU, 12-10 at Oxford
 MSU, 20-8 at Oxford
 1916: MSU, 28-9 at Oxford
 MSU, 33-20 at Oxford
 1917: MSU, 35-20 at Starkville
 MSU, 42-24 at Starkville
 MSU, 42-25 at Oxford
 UM, 29-15 at Oxford
 1919: MSU, 32-23 at Oxford
 MSU, 52-14 at Oxford
 1920: UM, 23-10 at Oxford
 MSU, 21-15 at Oxford
 MSU, 49-13 at Starkville
 MSU, 30-12 at Starkville
 1921: MSU, 33-12 at Starkville
 MSU, 34-20 at Starkville
 UM, 17-13 at Oxford
 UM, 23-13 at Oxford
 1922: MSU, 30-27 at Oxford
 MSU, 27-24 at Oxford
 UM, 27-25 at Starkville
 MSU, 48-17 at Starkville
 1923: MSU, 29-14 at Starkville
 MSU, 23-18 at Starkville
 MSU, 28-26 at Oxford
 UM, 30-27 at Oxford
 MSU, 33-26 at Atlanta +
 1924: UM, 29-27 at Oxford
 MSU, 47-42 at Starkville
 1925: MSU, 34-30 at Starkville
 MSU, 38-28 at Oxford
 1926: UM, 33-20 at Oxford
 1927: MSU, 36-22 at Starkville
 MSU, 30-24 at Starkville
 UM, 31-28 at Oxford
 UM, 26-19 at Oxford
 1928: MSU, 38-30 at Oxford
 MSU, 29-27 at Oxford
 MSU, 45-34 at Starkville
 MSU, 40-36 at Starkville
 1929: MSU, 32-30 at Starkville
 MSU, 28-26 at Starkville
 UM, 37-21 at Oxford
 UM, 41-27 at Oxford
 1930: UM, 30-26 at Greenwood, MS
 UM, 23-19 at Greenwood, MS
 UM, 38-31 at Oxford

MSU, 28-27
 1932: UM, 37-19 at Oxford
 UM, 31-25 at Oxford
 UM, 35-25 at Starkville
 UM, 38-26 at Starkville
 1933: MSU, 40-36 at Starkville
 MSU, 32-25 at Starkville
 UM, 50-49 at Oxford
 UM, 41-27 at Oxford
 1934: MSU, 41-25 at Starkville
 UM, 29-22 at Starkville
 MSU, 29-24 at Oxford
 UM, 36-35 at Oxford
 1935: MSU, 55-37 at Starkville
 MSU, 61-31 at Starkville
 UM, 35-33 at Oxford
 UM, 40-38 at Oxford
 1936: UM, 48-42 at Starkville
 MSU, 39-38 at Starkville
 MSU, 51-43 at Oxford
 MSU, 41-32 at Oxford
 1937: UM, 40-36 at Starkville
 MSU, 43-34 at Starkville
 UM, 36-34 at Oxford
 UM, 50-42 at Oxford
 1938: UM, 49-37 at Meridian, MS
 MSU, 58-45 at Jackson, MS
 MSU, 43-41 at Starkville
 UM, 45-44 at Starkville
 UM, 70-38 at Oxford
 UM, 59-45 at Oxford
 1939: UM, 40-39 at Meridian, MS
 MSU, 37-33 at Jackson, MS
 UM, 44-43 at Oxford
 UM, 33-30 at Oxford
 MSU, 39-36 at Starkville
 MSU, 51-27 at Starkville
 1940: MSU, 50-46 at Vicksburg, MS
 MSU, 47-35 at Starkville
 UM, 64-51 at Oxford
 1941: UM, 35-30 at Oxford
 MSU, 30-23 at Starkville
 UM, 41-40 at Oxford
 MSU, 33-20 at Starkville
 1942: UM, 33-31 at Starkville
 MSU, 52-37 at Oxford
 MSU, 37-30 at Starkville
 MSU, 42-34 at Oxford
 1943: UM, 52-51 at Oxford
 MSU, 54-43 at Oxford
 MSU, 51-39 at Starkville
 MSU, 46-45 at Starkville
 1945: MSU, 44-37 at Starkville
 UM, 61-24 at Starkville
 UM, 41-36 at Oxford
 UM, 45-32 at Oxford
 1946: UM, 58-44 at Oxford
 UM, 45-40 at Oxford
 MSU, 50-43 at Starkville
 MSU, 54-34 at Starkville
 1947: MSU, 53-31 at Starkville
 UM, 59-49 at Oxford
 1948: MSU, 47-43 at Starkville
 MSU, 45-42 at Starkville
 UM, 59-37 at Oxford

UM, 63-46 at Oxford
 1949: UM, 69-61 at Oxford
 UM, 52-51 at Starkville
 1950: MSU, 64-60 at Starkville
 UM, 62-45 at Oxford
 1951: MSU, 71-67 at Starkville
 UM, 95-60 at Oxford
 1952: UM, 77-62 at Oxford
 UM, 73-61 at Starkville
 1953: MSU, 73-60 at Starkville
 UM, 62-46 at Oxford
 1954: UM, 63-53 at Oxford
 MSU, 65-59 at Starkville
 1955: UM, 66-58 at Starkville
 MSU, 60-56 at Oxford
 1956: MSU, 100-79 at Oxford
 MSU, 82-74 at Starkville
 1957: MSU, 82-72 at Starkville
 MSU, 81-73 at Oxford
 1958: MSU, 66-53 at Starkville #
 UM, 67-62 at Oxford
 MSU, 91-60 at Starkville
 1959: MSU, 87-58 at Starkville
 MSU, 23-16 at Oxford
 1960: UM, 67-60 at Oxford
 MSU, 72-54 at Starkville
 1961: MSU, 63-40 at Starkville
 UM, 74-70 at Oxford
 1962: MSU, 61-57 at Oxford
 MSU, 63-58 at Starkville
 1963: MSU, 78-64 at Starkville
 MSU, 75-72 at Oxford
 1964: UM, 77-75 at Oxford
 UM, 78-61 at Starkville
 1965: MSU, 101-72 at Starkville
 MSU, 78-77 ot at Oxford
 1966: MSU, 90-74 at Oxford
 MSU, 96-76 at Starkville
 1967: UM, 71-70 at Starkville
 UM, 58-57 at Oxford
 1968: UM, 63-53 at Oxford
 MSU, 88-79 at Starkville
 1969: UM, 67-60 at Oxford
 MSU, 64-60 at Starkville
 1970: UM, 58-57 at Starkville
 UM, 57-55 at Oxford
 1971: UM, 83-74 at Oxford
 MSU, 75-67 at Starkville
 1972: UM, 68-66 at Starkville
 UM, 65-64 at Oxford
 1973: UM, 74-61 at Starkville
 UM, 83-64 at Oxford
 1974: UM, 72-67 at Oxford
 MSU, 75-69 ot at Starkville
 1975: MSU, 100-80 at Starkville
 MSU, 84-78 at Oxford
 1976: MSU, 65-54 at Starkville
 MSU, 76-66 at Oxford
 1977: MSU, 85-49 at Starkville
 UM, 82-67 at Oxford
 1978: MSU, 73-48 at Starkville
 UM, 61-60 at Oxford
 1979: MSU, 101-922ot at Starkville
 MSU, 68-64 at Oxford
 1980: UM, 75-64 at Oxford

SEC SERIES SCORES



| | | | | | |
|---------------------------|-------------------|-------------------------|---------------|-------------------------|---------------------|
| UM, 73-66 | at Starkville | MSU, 70-80 | at Starkville | UT, 44-27 | at Knoxville |
| 1981: UM, 59-52 | ot at Starkville | 2013: UM, 93-75 | at Oxford | 1946: UT, 52-27 | at Starkville |
| UM, 72-61 | at Oxford | MSU, 73-67 | at Starkville | UT, 38-31 | at Knoxville |
| 1982: UM, 54-30 | at Oxford | 2014: MSU, 76-72 | at Starkville | 1947: UT, 35-34 | at Starkville |
| UM, 47-33 | at Starkville | UM, 82-63 | at Oxford | UT, 65-36 | at Knoxville |
| 1983: UM, 67-61 | at Starkville | UM, 78-66 | at Atlanta * | 1948: UT, 64-57 | at Knoxville |
| UM, 69-67 | ot at Oxford | 2015: UM, 79-73 | at Oxford | UT, 47-46 | at Starkville |
| 1984: MSU, 64-56 | at Oxford | UM, 71-65 | at Starkville | UT, 73-52 | at Louisville, Ky.* |
| MSU, 70-51 | at Starkville | | | 1949: UT, 63-58 | at Knoxville |
| 1985: MSU, 61-44 | at Starkville | | | UT, 73-46 | at Louisville, Ky.* |
| UM, 53-50 | at Oxford | | | 1950: MSU, 65-56 | at Starkville |
| 1986: UM, 57-56 | at Oxford | | | 1951: UT, 76-75 | at Starkville |
| MSU, 48-43 | at Starkville | | | 1952: UT, 78-69 | at Knoxville |
| 1987: MSU, 63-62 | at Starkville | | | 1953: MSU, 65-63 | at Starkville |
| UM, 79-65 | at Oxford | | | 1954: UT, 97-81 | at Knoxville |
| 1988: UM, 61-52 | at Oxford | | | 1955: UT, 93-67 | at Starkville |
| MSU, 67-57 | at Starkville | | | 1956: MSU, 75-58 | at Knoxville |
| 1989: UM, 75-65 | at Oxford | | | 1957: MSU, 97-90 | 2ot at Starkville |
| MSU, 74-69 | at Starkville | | | 1958: UT, 104-83 | at Knoxville |
| 1990: MSU, 104-102 | 4ot at Starkville | | | 1959: MSU, 52-45 | at Starkville |
| UM, 75-67 | at Oxford | | | 1960: UT, 48-38 | at Knoxville |
| 1991: MSU, 84-80 | ot at Starkville | | | 1961: MSU, 72-67 | at Starkville |
| MSU, 84-77 | at Oxford | | | 1962: MSU, 91-67 | at Knoxville |
| 1992: MSU, 84-72 | at Starkville | | | 1963: MSU, 63-59 | at Starkville |
| UM, 86-78 | at Oxford | | | 1964: UT, 82-58 | at Knoxville |
| 1993: UM, 69-53 | at Oxford | | | 1965: UT, 77-57 | at Knoxville |
| UM, 56-53 | at Starkville | | | 1966: MSU, 75-74 | 2ot at Starkville |
| 1994: MSU, 81-69 | at Oxford | | | 1967: UT, 67-45 | at Knoxville |
| MSU, 72-52 | at Starkville | | | UT, 78-76 | 3ot at Starkville |
| 1995: MSU, 94-52 | at Starkville | | | 1968: UT, 65-57 | at Starkville |
| MSU, 46-42 | at Oxford | | | UT, 63-51 | at Knoxville |
| 1996: MSU, 53-47 | at Starkville | | | 1969: MSU, 58-57 | at Starkville |
| UM, 71-64 | at Oxford | | | UT, 80-50 | at Knoxville |
| 1997: MSU, 75-64 | at Starkville | | | 1970: UT, 58-56 | at Knoxville |
| UM, 84-61 | at Oxford | | | UT, 72-60 | at Starkville |
| 1998: UM, 81-77 | 2ot at Oxford | | | 1971: MSU, 69-67 | at Starkville |
| UM, 82-78 | at Starkville | | | UT, 88-65 | at Knoxville |
| 1999: UM, 81-68 | at Oxford | | | 1972: UT, 82-49 | at Knoxville |
| MSU, 72-69 | at Starkville | | | UT, 71-61 | at Starkville |
| 2000: MSU, 61-59 | at Oxford | | | 1973: UT, 86-67 | at Starkville |
| MSU, 80-67 | at Starkville | | | UT, 93-76 | at Knoxville |
| 2001: MSU, 79-69 | at Starkville | | | 1974: UT, 70-61 | at Knoxville |
| UM, 51-48 | at Oxford | | | MSU, 62-58 | at Starkville |
| 2002: UM, 66-59 | at Oxford | | | 1975: UT, 97-87 | at Starkville |
| MSU, 61-59 | at Starkville | | | UT, 109-83 | at Knoxville |
| 2003: MSU, 58-57 | at Oxford | | | 1976: UT, 75-66 | at Knoxville |
| MSU, 68-64 | ot at Starkville | | | UT, 78-76 | at Starkville |
| MSU, 73-64 | at New Orleans* | | | 1977: UT, 68-59 | at Knoxville |
| 2004: MSU, 61-54 | at Oxford | | | UT, 76-68 | at Starkville |
| MSU, 80-56 | at Starkville | | | 1978: MSU, 70-68 | at Knoxville |
| 2005: MSU, 87-76 | at Oxford | | | MSU, 62-60 | at Starkville |
| MSU, 71-68 | at Starkville | | | 1979: MSU, 72-62 | at Knoxville |
| 2006: UM, 75-65 | at Oxford | | | MSU, 90-84 | 2ot at Starkville |
| MSU, 84-55 | at Starkville | | | 1980: UT, 70-61 | at Starkville |
| 2007: MSU, 77-67 | at Starkville | | | UT, 85-73 | at Knoxville |
| UM, 85-73 | at Oxford | | | 1981: UT, 81-57 | at Knoxville |
| 2008: MSU, 88-68 | at Starkville | | | UT, 73-70 | at Starkville |
| UM, 74-63 | at Oxford | | | 1982: UT, 54-44 | at Starkville |
| 2009: MSU, 67-63 | at Starkville | | | UT, 50-48 | at Knoxville |
| MSU, 82-80 | at Oxford | | | 1983: MSU, 75-74 | ot at Knoxville |
| 2010: MSU, 80-75 | at Oxford | | | MSU, 75-66 | at Starkville |
| MSU, 71-63 | at Starkville | | | 1984: MSU, 63-56 | ot at Starkville |
| 2011: MSU, 69-64 | at Oxford | | | UT, 45-42 | at Knoxville |
| MSU, 71-58 | at Starkville | | | 1985: MSU, 82-66 | at Starkville |
| 2012: UM, 75-68 | at Oxford | | | UT, 79-64 | at Knoxville |

- MSU Holiday Tournament

At Starkville: MSU leads, 9-25

At Oxford: UM leads, 81-43

At Neutral Sites: Tied, 5-5

SOUTH CAROLINA (18-11)

1992: MSU, 60-57 at Columbia

1993: MSU, 83-63 at Starkville

1994: MSU, 73-72 at Columbia

1995: MSU, 71-56 at Starkville

1996: USC, 77-69 at Columbia

1997: USC, 73-65 at Starkville

1998: USC, 76-65 at Columbia

1999: MSU, 66-60 at Starkville

2000: USC, 68-67 at Columbia

2001: MSU, 77-73 at Starkville

USC, 69-62 at Nashville *

2002: MSU, 64-57 at Columbia

2003: MSU, 64-48 at Starkville

2004: MSU, 79-75 ot at Columbia

2005: MSU, 73-65 at Starkville

2006: USC, 83-61 at Columbia

USC, 59-44 at Nashville *

2007: USC, 66-63 at Starkville

2008: MSU, 61-56 ot at Columbia

2009: MSU, 75-70 at Starkville

MSU, 82-68 at Tampa, Fla. *

2010: MSU, 76-63 at Columbia

2011: MSU, 60-58 at Starkville

2012: MSU, 69-67 ot at Columbia

2013: MSU, 56-54 at Starkville

USC, 79-72 at Columbia

MSU, 70-59 at Nashville *

2014: USC, 74-62 at Starkville

2015: USC, 81-68 at Columbia

At Starkville: MSU leads, 9-3

At Columbia: MSU leads, 7-6

At Neutral Sites: Tied, 2-2

TENNESSEE (42-79)

1924: UT, 20-17 at Knoxville

MSU, 48-26 at Starkville

MSU, 33-18 at Atlanta +

1938: MSU, 35-31 at Knoxville

MSU, 34-31 at Starkville

UT, 41-34 at Baton Rouge *

1939: MSU, 24-23 at Starkville

UT, 42-30 at Knoxville

1941: UT, 37-28 at Knoxville

UT, 35-29 at Louisville, Ky.*

1942: UT, 50-40 at Louisville, Ky.*

1943: UT, 35-33 at Starkville

UT, 42-36 at Knoxville

1945: UT, 41-26 at Starkville



SEC SERIES SCORES

1986: UT, 69-51 at Knoxville
 MSU, 57-49 at Starkville
 1987: UT, 74-61 at Knoxville
 MSU, 62-60 at Starkville
 1988: UT, 63-48 at Starkville
 UT, 64-62 at Knoxville
 1989: UT, 86-85 at Starkville
 UT, 81-71 at Knoxville
 1990: UT, 82-77 at Knoxville
 UT, 84-83 at Starkville
 1991: MSU, 70-65 at Knoxville
 MSU, 95-68 at Starkville
 UT, 87-70 at Nashville *
 1992: MSU, 94-76 at Starkville
 1993: UT, 92-75 at Knoxville
 1994: MSU, 80-66 at Starkville
 MSU, 73-69 at Memphis *
 1995: MSU, 60-52 at Knoxville
 1996: MSU, 60-59 at Starkville
 1997: UT, 54-53 at Knoxville
 1998: UT, 87-63 at Starkville
 1999: MSU, 88-82 at Knoxville
 MSU, 62-56 at Atlanta, Ga.*
 2000: UT, 88-81 at Starkville
 2001: UT, 84-79 at Knoxville
 2002: MSU, 92-91 at Starkville
 2003: UT, 59-49 at Knoxville
 2004: MSU, 82-60 at Starkville
 2005: UT, 64-63 at Knoxville
 2006: UT, 88-65 at Starkville
 2007: UT, 92-84 at Knoxville
 2008: UT, 76-71 at Starkville
 2009: UT, 81-76 at Knoxville
 MSU, 64-61 at Tampa, Fla.*
 2010: UT, 75-59 at Starkville
 2011: MSU, 70-69 at Knoxville
 2012: MSU, 62-58 at Starkville
 2013: UT, 72-57 at Knoxville
 UT, 69-53 at Nashville *
 2014: UT, 75-68 at Starkville
 2015: UT, 61-47 at Starkville
 MSU, 71-66 at Knoxville

At Starkville: UT leads, 28-27
At Knoxville: UT leads, 44-11
At Neutral Sites: UT leads, 7-4

TEXAS A&M (3-4)

1964: A&M, 58-54 at Houston #
 1967: MSU, 62-49 at Hattiesburg !
 2012: MSU, 69-60 at New York \$
 2013: A&M, 55-49 at Starkville
 2014: MSU, 81-72 at Starkville
 A&M, 72-52 at College Station
 2015: A&M, 74-70 at College Station

- Bluebonnet Tournament
 ! - USM Invitational
 \$ - 2K Classic

At Starkville: Tied, 1-1
At College Station: A&M leads, 2-0
At Neutral Sites: MSU leads, 2-1

VANDERBILT (47-77)

1922: VU, 22-18 at Nashville
 1923: VU, 34-27 at Starkville
 1924: VU, 24-23 at Nashville
 1925: MSU, 29-20 at Starkville
 1926: MSU, 36-27 at Starkville
 VU, 21-20 at Nashville
 1927: VU, 36-34 at Starkville
 1928: MSU, 44-38 at Nashville
 1929: MSU, 47-32 at Starkville
 1933: MSU, 48-36 at Atlanta *
 1939: VU, 73-40 at Knoxville *
 1940: VU, 46-36 at Knoxville *
 1942: VU, 41-38 at Starkville
 1943: MSU, 45-40 at Nashville
 VU, 45-35 at Nashville
 1947: VU, 64-44 at Starkville
 1948: MSU, 51-45 at Nashville
 VU, 51-48 at Starkville
 1949: VU, 35-29 at Nashville
 VU, 90-43 at Starkville
 1950: VU, 62-50 at Nashville
 VU, 85-50 at Starkville
 1951: VU, 63-60 at Nashville
 1952: VU, 86-61 at Starkville
 1953: MSU, 82-75 at Nashville
 1954: VU, 79-69 at Starkville
 1955: VU, 72-52 at Nashville
 1956: VU, 69-49 at Starkville
 1957: MSU, 63-62 at Nashville
 1958: VU, 74-62 at Starkville
 1959: MSU, 83-65 at Nashville
 1960: VU, 79-72 at Starkville
 1961: MSU, 74-65 at Nashville
 VU, 100-86 at Starkville
 1963: MSU, 58-55 at Nashville
 1964: VU, 90-56 at Starkville
 1965: VU, 94-70 at Nashville
 1966: MSU, 92-90 at Nashville
 1967: VU, 79-64 at Nashville
 MSU, 74-71 at Starkville
 1968: VU, 90-69 at Nashville
 VU, 84-73 at Nashville
 1969: VU, 102-87 at Starkville
 VU, 120-83 at Starkville
 1970: VU, 93-79 at Starkville
 VU, 78-72 at Nashville
 1971: VU, 86-73 at Nashville
 MSU, 81-73 at Starkville
 1972: MSU, 76-69 at Nashville
 VU, 104-82 at Nashville
 1973: VU, 75-69 at Nashville
 VU, 74-70 at Starkville
 1974: VU, 75-69 at Nashville
 VU, 60-59 at Starkville
 1975: VU, 96-85 at Starkville
 VU, 76-72 at Nashville
 1976: VU, 71-66 at Starkville
 VU, 76-75 at Nashville
 1977: MSU, 102-77 at Nashville
 VU, 68-66 at Starkville
 1978: MSU, 79-73 at Nashville
 MSU, 55-48 at Nashville
 1979: MSU, 74-68 at Starkville

VU, 70-68 at Nashville
 1980: MSU, 110-106 at Starkville
 VU, 92-74 at Nashville
 1981: VU, 79-61 at Nashville
 MSU, 69-68 at Starkville
 VU, 71-58 at Birmingham *
 1982: VU, 66-53 at Starkville
 MSU, 33-31 at Nashville
 1983: MSU, 64-48 at Starkville
 VU, 63-60 at Nashville
 MSU, 76-61 at Birmingham *
 1984: VU, 67-54 at Nashville
 VU, 57-54 at Starkville
 1985: MSU, 71-70 at Nashville
 VU, 81-71 at Starkville
 1986: MSU, 64-60 at Starkville
 VU, 77-65 at Nashville
 MSU, 62-54 at Lexington *
 1987: VU, 76-57 at Starkville
 VU, 66-58 at Nashville
 1988: VU, 82-66 at Nashville
 MSU, 73-68 at Starkville
 1989: VU, 81-70 at Starkville
 VU, 77-58 at Nashville
 1990: VU, 81-68 at Nashville
 MSU, 83-68 at Starkville
 1991: MSU, 85-62 at Starkville
 VU, 91-70 at Nashville
 1992: MSU, 74-71 at Nashville
 VU, 77-55 at Birmingham *
 1993: VU, 80-39 at Starkville
 1994: VU, 84-67 at Nashville
 1995: MSU, 76-48 at Starkville
 1996: VU, 69-64 at Nashville
 1997: MSU, 60-53 at Starkville
 VU, 73-67 at Memphis *
 1998: VU, 77-73 at Nashville
 1999: MSU, 67-62 at Starkville
 MSU, 76-58 at Atlanta *
 2000: VU, 65-64 at Nashville
 VU, 76-53 at Atlanta, Ga.*
 2001: MSU, 80-63 at Starkville
 2002: MSU, 66-43 at Nashville
 2003: MSU, 82-60 at Starkville
 2004: MSU, 72-69 at Nashville
 VU, 74-70 at Atlanta, Ga.*
 2005: MSU, 60-54 at Starkville
 2006: VU, 80-52 at Nashville
 2007: MSU, 83-70 at Starkville
 2008: VU, 86-85 at Nashville
 2009: MSU, 73-66 at Starkville
 2010: VU, 75-72 at Nashville
 MSU, 62-52 at Nashville *
 2011: VU, 81-74 at Starkville
 VU, 87-81 at Atlanta *
 2012: MSU, 78-77 at Nashville
 2013: VU, 72-31 at Starkville
 2014: VU, 55-49 at Nashville
 MSU, 82-68 at Atlanta *
 2015: MSU, 67-54 at Starkville
 VU, 66-56 at Nashville

At Starkville: MSU leads, 32-23
At Nashville: VU leads, 46-9
At Neutral Sites: VU leads, 8-6

SEC TOURNAMENT



MSU vs. Alabama (UA leads, 6-3)

1933: MSU, 30-25 (2nd Round)
 1934: UA, 37-25 (2nd Round)
 1980: UA, 76-75 (2nd Round)
 1983: UA, 51-50 (Semis)
 1985: UA, 42-31 (2nd Round)
 1986: UA, 77-65 (Semis)
 1990: UA, 59-44 (2nd Round)
 2002: MSU, 61-58 (Finals)
 2008: MSU, 69-67 (2nd Round-OT)

MSU vs. Arkansas (UA leads, 2-0)

1999: UA, 84-79 (Semis-OT)
 2007: UA, 81-72 (Semis)

MSU vs. Auburn (Tied, 2-2)

1982: AU, 38-36 (1st Round-OT)
 1986: MSU, 65-63 (2nd Round)
 1996: MSU, 69-58 (2nd Round)
 2015: AU, 74-68 (1st Round)

MSU vs. Florida (Tied, 2-2)

1995: UF, 80-64 (2nd Round)
 2002: MSU, 62-52 (2nd Round)
 2005: UF, 80-64 (2nd Round)
 2010: MSU, 75-69 (2nd Round)

MSU vs. Georgia (UG leads, 9-3)

1946: UG, 45-44 (2nd Round)
 1979: UG, 75-72 (1st Round)
 1984: UG, 52-49 (1st Round)
 1988: UG, 64-43 (1st Round)
 1989: UG, 83-68 (1st Round)

1993: UG, 87-56 (1st Round)
 1996: MSU, 86-68 (Semis)
 1998: UG, 79-76 (1st Round)
 2005: MSU, 76-65 (1st Round)
 2008: UG, 64-60 (Semis)
 2009: MSU, 79-60 (1st Round)
 2012: UG, 71-61 (1st Round)

MSU vs. Kentucky (UK leads, 8-2)

1933: UK, 46-27 (Finals)
 1936: UK, 41-39 (2nd Round)
 1943: UK, 52-43 (Semis)
 1950: UK, 56-46 (2nd Round)
 1951: UK, 92-70 (1st Round)
 1994: UK, 95-76 (2nd Round)
 1996: MSU, 84-73 (Finals)
 2003: UK, 64-57 (Finals)
 2007: MSU, 84-82 (2nd Round-OT)
 2010: UK, 75-74 (Finals-OT)

MSU vs. LSU (MSU leads, 3-2)

1952: LSU, 77-44 (1st Round)
 1987: LSU, 68-54 (1st Round)
 2002: MSU, 57-51 (Semis)
 2003: MSU, 76-61 (Semis)
 2009: MSU, 67-57 (Semis)

MSU vs. Ole Miss (Tied, 1-1)

2003: MSU, 73-64 (2nd Round)
 2014: UM, 78-66 (2nd Round)

MSU vs. South Carolina (Tied, 2-2)

2001: USC, 69-62 (1st Round)
 2006: USC, 59-44 (1st Round)

2009: MSU, 82-68 (2nd Round)
 2013: MSU, 70-59 (1st Round)

MSU vs. Tennessee (UT leads, 7-3)

1938: UT, 41-34 (1st Round)
 1941: UT, 35-29 (1st Round)
 1942: UT, 50-40 (2nd Round)
 1948: UT, 73-52 (1st Round)
 1949: UT, 73-46 (1st Round)
 1991: UT, 87-70 (2nd Round)
 1994: MSU, 73-69 (1st Round)
 1999: MSU, 62-56 (2nd Round)
 2009: MSU, 64-61 (Finals)
 2013: UT, 69-53 (2nd Round)

MSU vs. Vanderbilt (VU leads, 8-6)

1933: MSU, 48-36 (Semis)
 1939: VU, 73-40 (1st Round)
 1940: VU, 46-36 (1st Round)
 1981: VU, 71-58 (1st Round)
 1983: MSU, 76-61 (2nd Round)
 1986: MSU, 62-54 (1st Round)
 1992: VU, 77-55 (1st Round)
 1997: VU, 73-67 (1st Round-OT)
 1999: MSU, 76-58 (1st Round)
 2000: VU, 76-53 (1st Round)
 2004: VU, 74-70 (2nd Round-OT)
 2010: MSU, 62-52 (Semis)
 2011: VU, 87-81 (2nd Round)
 2014: MSU, 82-68 (1st Round)

Note: MSU also owns a 1-3 record against Georgia Tech and a 1-0 mark versus Tulane in SEC Tournament play.

| Year | Site | Opponent (Round) | Result |
|--------|-------------|---------------------|----------|
| 1933 | Atlanta | Alabama (2nd) | W, 30-25 |
| 1933 | | Vanderbilt (Semis) | W, 48-36 |
| 1933 | | Kentucky (Finals) | L, 46-27 |
| 1934 | Atlanta | Alabama (2nd) | L, 37-25 |
| 1936 | Knoxville | Kentucky (2nd) | L, 41-39 |
| 1937 | Knoxville | Georgia Tech (1st) | L, 43-30 |
| 1938 | Baton Rouge | Tennessee (1st) | L, 41-34 |
| 1939 | Knoxville | Vanderbilt (1st) | L, 73-40 |
| 1940 | Knoxville | Vanderbilt (1st) | L, 46-36 |
| 1941 | Louisville | Tennessee (1st) | L, 35-29 |
| 1942 | Louisville | Tennessee (2nd) | L, 50-40 |
| 1943 | Louisville | Georgia Tech (2nd) | W, 48-41 |
| 1943 | | Kentucky (Semis) | L, 52-43 |
| 1945 | Louisville | Georgia Tech (2nd) | L, 60-33 |
| 1946 | Louisville | Georgia (2nd) | L, 45-44 |
| 1947 | Louisville | Georgia Tech (1st) | L, 65-52 |
| 1948 | Louisville | Tennessee (1st) | L, 73-52 |
| 1949 | Louisville | Tennessee (1st) | L, 73-46 |
| 1950 | Louisville | Tulane (1st) | W, 56-47 |
| 1950 | | Kentucky (2nd) | L, 56-46 |
| 1951 | Louisville | Kentucky (1st) | L, 92-70 |
| 1952 | Louisville | LSU (1st) | L, 77-44 |
| 1979 | Birmingham | Georgia (1st) | L, 75-72 |
| 1980 | Birmingham | Alabama (2nd) | L, 76-75 |
| • 1981 | Birmingham | Vanderbilt (1st) | L, 71-58 |
| • 1982 | Lexington | Auburn-OT (1st) | L, 38-36 |
| • 1983 | Birmingham | Vanderbilt (2nd) | W, 76-61 |
| • 1983 | | Alabama (Semis) | L, 51-50 |
| • 1984 | Nashville | Georgia (1st) | L, 52-49 |
| • 1985 | Birmingham | Alabama (2nd) | L, 42-31 |
| • 1986 | Lexington | Vanderbilt (1st) | W, 62-54 |
| • 1986 | | Auburn (2nd) | W, 65-63 |
| • 1986 | | Alabama (Semis) | L, 77-65 |
| • 1987 | Atlanta | LSU (1st) | L, 68-54 |
| • 1988 | Baton Rouge | Georgia (1st) | L, 64-43 |
| • 1989 | Knoxville | Georgia (1st) | L, 83-68 |
| • 1990 | Orlando | Alabama (2nd) | L, 59-44 |
| • 1991 | Nashville | Tennessee (2nd) | L, 87-70 |
| • 1992 | Birmingham | Vanderbilt (1st) | L, 77-55 |
| • 1993 | Lexington | Georgia (1st) | L, 87-56 |
| • 1994 | Memphis | Tennessee (1st) | W, 73-69 |
| • 1994 | | Kentucky (2nd) | L, 95-76 |
| • 1995 | Atlanta | Florida (2nd) | L, 80-64 |
| • 1996 | New Orleans | Auburn (2nd) | W, 69-58 |
| • 1996 | | Georgia (Semis) | W, 86-68 |
| • 1996 | | Kentucky (Finals) | W, 84-73 |
| • 1997 | Memphis | Vanderbilt-OT (1st) | L, 73-67 |
| • 1998 | Atlanta | Georgia (1st) | L, 79-76 |
| • 1999 | Atlanta | Vanderbilt (1st) | W, 76-58 |



SEC TOURNAMENT

| | | | | | | | |
|------|---------------------|----------------------|---|------|-------------|----------------------|----------|
| 1999 | Tennessee (2nd) | W, 62-56 | • | 2009 | Tampa | Georgia (1st) | W, 79-60 |
| 1999 | Arkansas-OT (Semis) | L, 84-79 | • | | | South Carolina (2nd) | W, 82-68 |
| 2000 | Atlanta | Vanderbilt (1st) | • | | | LSU (Semis) | W, 67-57 |
| 2001 | Nashville | South Carolina (1st) | • | | | Tennessee (Finals) | W, 64-61 |
| 2002 | Atlanta | Florida (2nd) | • | 2010 | Nashville | Florida (2nd) | W, 75-69 |
| 2002 | LSU (Semis) | W, 57-51 | • | | | Vanderbilt (Semis) | W, 62-52 |
| 2002 | Alabama (Finals) | W, 61-58 | • | | | Kentucky-OT (Finals) | L, 75-74 |
| 2003 | New Orleans | Ole Miss (2nd) | • | 2011 | Atlanta | Vanderbilt (2nd) | L, 87-81 |
| 2003 | LSU (Semis) | W, 76-61 | • | 2012 | New Orleans | Georgia (1st) | L, 71-61 |
| 2003 | Kentucky (Finals) | L, 64-57 | • | 2013 | Nashville | South Carolina (1st) | W, 70-59 |
| 2004 | Atlanta | Vanderbilt-OT (2nd) | • | | | Tennessee (2nd) | L, 69-53 |
| 2005 | Atlanta | Georgia (1st) | • | 2014 | Atlanta | Vanderbilt (1st) | W, 82-68 |
| 2005 | Florida (2nd) | L, 80-64 | • | | | Ole Miss (2nd) | L, 78-66 |
| 2006 | Nashville | South Carolina (1st) | • | 2015 | Nashville | Auburn (1st) | L, 74-68 |
| 2007 | Atlanta | Kentucky-OT (2nd) | • | | | | |
| | Arkansas (Semis) | L, 81-72 | • | | | | |
| 2008 | Atlanta | Alabama-OT (1st) | • | | | | |
| | Georgia (Semis) | L, 64-60 | • | | | | |



TOP: Mississippi State celebrates after winning the 2009 SEC Tournament in Tampa.
BELOW: Jarvis Varnado was tabbed the 2009 SEC Tournament MVP.



SEC SERIES BREAKDOWN



ALABAMA

(UA leads, 119-73)
Last MSU win: 56-52 (2011-12)
Last UA win: 55-51 (2014-15)
Current UA win streak: 5
Biggest MSU win: 79-50 (1998-99)
Biggest UA win: 98-49 (2004-05)
Most MSU points: 97 (1971-72)
Most UA points: 99 (1954-55)

at Starkville

(MSU leads, 56-37)
Last MSU win: 56-52 (2011-12)
Last UA win: 55-51 (2014-15)
Current UA win streak: 2
Biggest MSU win: 79-50 (1998-99)
Biggest UA win: 75-43 (2012-13)
Most MSU points: 97 (1971-72)
Most UA points: 92 (1972-73)

at Tuscaloosa

(UA leads, 76-14)
Last MSU win: 66-56 (2007-08)
Last UA win: 80-61 (2013-14)
Current UA win streak: 6
Biggest MSU win: 35-13 (1920-21)
Biggest UA win: 98-49 (2004-05)
Most MSU points: 86 (twice)
Most UA points: 99 (1954-55)

at Neutral Sites

(UA leads, 6-3)
Last MSU win: 69-67 (2007-08)
Last UA win: 59-44 (1989-90)
Current MSU win streak: 2
Biggest MSU win: 30-25 (1932-33)
Biggest UA win: 59-44 (1989-90)
Most MSU points: 75 (1979-80)
Most UA points: 77 (1985-86)

FLORIDA

(UF leads, 62-49)
Last MSU win: 71-64 (2010-11)
Last UF win: 72-47 (2014-15)
Current UF win streak: 5
Biggest MSU win: 105-68 (1958-59)
Biggest UF win: 100-56 (1986-87)
Most MSU points: 105 (1958-59)
Most UF points: 107 (1974-75)

at Starkville

(MSU leads, 33-21)
Last MSU win: 71-64 (2010-11)
Last UF win: 62-51 (2013-14)
Current UF win streak: 2
Biggest MSU win: 55-24 (1946-47)
Biggest UF win: 82-47 (2012-13)
Most MSU points: 104 (1974-75)
Most UF points: 107 (1974-75)

at Gainesville

(UF leads, 39-13)
Last MSU win: 68-59 (2007-08)
Last UF win: 72-47 (2014-15)
Current UF win streak: 4
Biggest MSU win: 105-68 (1958-59)
Biggest UF win: 100-56 (1986-87)
Most MSU points: 105 (1958-59)
Most UF points: 100 (1986-87)

at Neutral Sites

(MSU leads, 3-2)
Last MSU win: 75-69 (2009-10)
Last UF win: 80-64 (2004-05)
Current MSU win streak: 1
Biggest MSU win: 62-52 (2001-02)
Biggest UF win: 80-64 (twice)
Most MSU points: 75 (2009-10)
Most UF points: 80 (twice)

ARKANSAS

(UA leads, 32-25)
Last MSU win: 79-59 (2011-12)
Last UA win: 65-61 (2014-15)
Current UA win streak: 4
Biggest MSU win: 79-39 (1951-52)
Biggest UA win: 115-58 (1992-93)
Most MSU points: 93 (1996-97)
Most UA points: 115 (1992-93)

at Starkville

(MSU leads, 19-7)
Last MSU win: 79-59 (2011-12)
Last UA win: 65-61 (2014-15)
Current MSU win streak: 1
Biggest MSU win: 79-39 (1951-52)
Biggest UA win: 84-76 (1991-92)
Most MSU points: 93 (1996-97)
Most UA points: 87 (1999-00)

at Fayetteville

(UA leads, 20-5)
Last MSU win: 88-78 (2010-11)
Last UA win: 61-41 (2014-15)
Current UA win streak: 3
Biggest MSU win: 70-56 (2008-09)
Biggest UA win: 115-58 (1992-93)
Most MSU points: 88 (2011-12)
Most UA points: 115 (1992-93)

at Neutral Sites

(UA leads, 5-1)
Last MSU win: 76-74 (1969-70)
Last UA win: 81-72 (2006-07)
Current UA win streak: 3
Biggest MSU win: 76-74 (1969-70)
Biggest UA win: 94-61 (1977-78)
Most MSU points: 79 (1998-99)
Most UA points: 94 (1977-78)

GEORGIA

(UGA leads, 55-53)
Last MSU win: 72-61 (2012-13)
Last UGA win: 72-66 (2013-14)
Current UGA win streak: 3
Biggest MSU win: 98-69 (1976-77)
Biggest UGA win: 87-56 (1992-93)
Most MSU points: 99 (1960-61)
Most UG points: 95 (1968-69)

at Starkville

(MSU leads, 31-17)
Last MSU win: 72-69 (2009-10)
Last UGA win: 72-66 (2014-15)
Current UGA win streak: 3
Biggest MSU win: 98-69 (1976-77)
Biggest UGA win: 86-68 (2001-02)
Most MSU points: 98 (1976-77)
Most UGA points: 95 (1968-69)

at Athens

(UGA leads, 28-19)
Last MSU win: 72-61 (2012-13)
Last UGA win: 66-45 (2013-14)
Current UGA win streak: 1
Biggest MSU win: 93-71 (1966-67)
Biggest UGA win: 70-40 (1948-49)
Most MSU points: 99 (1960-61)
Most UGA points: 94 (2000-01)

at Neutral Sites

(UGA leads, 10-3)
Last MSU win: 79-60 (2008-09)
Last UGA win: 71-61 (2011-12)
Current UGA win streak: 1
Biggest MSU win: 79-60 (2008-09)
Biggest UGA win: 87-56 (1992-93)
Most MSU points: 86 (1995-96)
Most UGA points: 87 (1992-93)

AUBURN

(AU leads, 74-68)
Last MSU win: 82-74 (2013-14)
Last AU win: 78-71 (2014-15)
Current AU win streak: 1
Biggest MSU win: 90-53 (2004-05)
Biggest AU win: 97-66 (1958-59)
Most MSU points: 105 (2003-04)
Most AU points: 98 (1974-75)

at Starkville

(MSU leads, 42-25)
Last MSU win: 82-74 (2013-14)
Last AU win: 76-58 (2008-09)
Current MSU win streak: 5
Biggest MSU win: 90-53 (2004-05)
Biggest AU win: 73-55 (1983-84)
Most MSU points: 105 (2003-04)
Most AU points: 91 (2003-04)

at Auburn

(AU leads, 45-23)
Last MSU win: 78-71 (2014-15)
Last AU win: 92-82 (2013-14)
Current MSU win streak: 1
Biggest MSU win: 84-64 (1990-91)
Biggest AU win: 97-66 (1958-59)
Most MSU points: 91 (twice)
Most AU points: 98 (1974-75)

at Neutral Sites

(AU leads, 4-3)
Last MSU win: 69-58 (1995-96)
Last AU win: 74-68 (2014-15)
Current AU win streak: 1
Biggest MSU win: 52-37 (1957-58)
Biggest AU win: 42-34 (1927-28)
Most MSU points: 75 (1953-54)
Most AU points: 78 (1953-54)

KENTUCKY

(UK leads, 92-20)
Last MSU win: 66-57 (2008-09)
Last UK win: 74-56 (2014-15)
Current UK win streak: 8
Biggest MSU win: 82-69 (1984-85)
Biggest UK win: 110-66 (1951-52)
Most MSU points: 97 (1989-90)
Most UK points: 118 (1974-75)

at Starkville

(UK leads, 34-12)
Last MSU win: 69-64 (2007-08)
Last UK win: 74-56 (2014-15)
Current UK win streak: 4
Biggest MSU win: 82-69 (1984-85)
Biggest UK win: 118-80 (1974-75)
Most MSU points: 89 (1956-57)
Most UK points: 118 (1974-75)

at Lexington

(UK leads, 46-5)
Last MSU win: 66-57 (2008-09)
Last UK win: 85-63 (2013-14)
Current UK win streak: 3
Biggest MSU win: 66-57 (2008-09)
Biggest UK win: 110-66 (1951-52)
Most MSU points: 97 (1989-90)
Most UK points: 112 (1974-75)

at Neutral Sites

(UK leads, 12-3)
Last MSU win: 84-82 (2006-07)
Last UK win: 75-74 (2009-10)
Current UK win streak: 1
Biggest MSU win: 84-73 (1995-96)
Biggest UK win: 87-55 (1949-50)
Most MSU points: 84 (twice)
Most UK points: 95 (1993-94)



SEC SERIES BREAKDOWN

LSU

(LSU leads, 108-98)
Last MSU win: 73-67 (2014-15)
Last LSU win: 92-81 (2013-14)
Current MSU win streak: 1
Biggest MSU win: 85-48 (1997-98)
Biggest LSU win: 73-31 (1945-46)
Most MSU points: 99 (1962-63)
Most LSU points: 111 (1967-68)

AT STARKVILLE

(MSU leads, 59-38)
Last MSU win: 73-67 (2014-15)
Last LSU win: 69-68 (2012-13)
Current MSU win streak: 1
Biggest MSU win: 85-48 (1997-98)
Biggest LSU win: 42-12 (1910-11)
Most MSU points: 98 (1966-67)
Most LSU points: 99 (1968-69)

AT BATON ROUGE

(LSU leads, 67-35)
Last MSU win: 58-57 (2010-11)
Last LSU win: 92-81 (2013-14)
Current LSU win streak: 3
Biggest MSU win: 99-64 (1962-63)
Biggest LSU win: 73-31 (1945-46)
Most MSU points: 99 (1962-63)
Most LSU points: 111 (1967-68)

AT NEUTRAL SITES

(MSU leads, 4-3)
Last MSU win: 67-57 (2008-09)
Last LSU win: 68-54 (1986-87)
Current MSU win streak: 3
Biggest MSU win: 73-51 (1961-62)
Biggest LSU win: 77-44 (1951-52)
Most MSU points: 76 (2002-03)
Most LSU points: 77 (1951-52)

SOUTH CAROLINA

(MSU leads, 18-11)
Last MSU win: 70-59 (2012-13)
Last USC win: 81-68 (2014-15)
Current USC win streak: 2
Biggest MSU win: 83-63 (1992-93)
Biggest USC win: 83-61 (2005-06)
Most MSU points: 83 (1992-93)
Most USC points: 83 (2005-06)

at Starkville

(MSU leads, 9-3)
Last MSU win: 56-54 (2012-13)
Last USC win: 74-62 (2013-14)
Current USC win streak: 1
Biggest MSU win: 83-63 (1992-93)
Biggest USC win: 73-65 (1996-97)
Most MSU points: 83 (1992-93)
Most USC points: 74 (2013-14)

at Columbia

(MSU leads, 7-6)
Last MSU win: 69-67 (2011-12)
Last USC win: 81-68 (2014-15)
Current USC win streak: 2
Biggest MSU win: 76-63 (2009-10)
Biggest USC win: 83-61 (2005-06)
Most MSU points: 79 (2003-04)
Most USC points: 83 (2005-06)

at Neutral Sites

(Tied, 2-2)
Last MSU win: 70-59 (2012-13)
Last USC win: 59-44 (2005-06)
Current MSU win streak: 2
Biggest MSU win: 82-68 (2008-09)
Biggest USC win: 59-44 (2005-06)
Most MSU points: 82 (2008-09)
Most USC points: 69 (2000-01)

MISSOURI

(MU leads, 4-3)
Last MSU win: 52-43 (2014-15)
Last MU win: 85-66 (2013-14)
Current MU win streak: 2
Biggest MSU win: 87-75 (2007-08)
Biggest MU win: 78-36 (2012-13)
Most MSU points: 87 (2007-08)
Most MU points: 102 (1974-75)

at Starkville

(MSU leads, 2-1)
Last MSU win: 52-43 (2014-15)
Last MU win: 78-36 (2012-13)
Current MSU win streak: 1
Biggest MSU win: 87-75 (2007-08)
Biggest MU win: 78-36 (2012-13)
Most MSU points: 87 (2007-08)
Most MU points: 78 (2012-13)

at Columbia

(MU leads, 3-1)
Last MSU win: 77-74 (2014-15)
Last MU win: 85-66 (2013-14)
Current MSU win streak: 1
Biggest MSU win: NA
Biggest MU win: 102-78 (1974-75)
Most MSU points: 78 (1974-75)
Most MU points: 102 (1974-75)

at Neutral Sites

(0-0)
Last MSU win: NA
Last MU win: NA
Current MSU win streak: NA
Biggest MSU win: NA
Biggest MU win: NA
Most MSU points: NA
Most MU points: NA

TENNESSEE

(UT leads, 79-42)
Last MSU win: 71-66 (2014-15)
Last UT win: 61-47 (2014-15)
Current MSU win streak: 1
Biggest MSU win: 95-68 (1990-91)
Biggest UT win: 82-49 (1971-72)
Most MSU points: 97 (1956-57)
Most UT points: 109 (1974-75)

at Starkville

(UT, 28-27)
Last MSU win: 62-58 (2011-12)
Last UT win: 61-47 (2014-15)
Current UT win streak: 2
Biggest MSU win: 95-68 (1990-91)
Biggest UT win: 93-67 (1954-55)
Most MSU points: 97 (1956-57)
Most UT points: 97 (1974-75)

at Knoxville

(UT leads, 44-11)
Last MSU win: 71-66 (2014-15)
Last UT win: 72-57 (2012-13)
Current MSU win streak: 1
Biggest MSU win: 91-67 (1961-62)
Biggest UT win: 82-49 (1971-72)
Most MSU points: 91 (1961-62)
Most UT points: 109 (1974-75)

at Neutral Sites

(UT leads, 7-4)
Last MSU win: 64-61 (2008-09)
Last UT win: 69-53 (2012-13)
Current UT win streak: 1
Biggest MSU win: 33-18 (1923-24)
Biggest UT win: 73-46 (1948-49)
Most MSU points: 73 (1993-94)
Most UT points: 87 (1990-91)

OLE MISS

(MSU leads, 141-111)
Last MSU win: 76-72 (2013-14)
Last UM win: 71-65 (2014-15)
Current UM win streak: 4
Biggest MSU win: 84-18 (1913-14)
Biggest UM win: 61-24 (1944-45)
Most MSU points: 104 (1989-90)
Most UM points: 102 (1989-90)

at Starkville

(MSU leads, 93-25)
Last MSU win: 76-72 (2013-14)
Last UM win: 71-65 (2014-15)
Current UM win streak: 1
Biggest MSU win: 84-18 (1913-14)
Biggest UM win: 61-24 (1944-45)
Most MSU points: 104 (1989-90)
Most UM points: 102 (1989-90)

at Oxford

(UM leads, 81-43)
Last MSU win: 69-64 (2010-11)
Last UM win: 79-63 (2014-15)
Current UM win streak: 4
Biggest MSU win: 52-14 (1918-19)
Biggest UM win: 95-60 (1950-51)
Most MSU points: 100 (1955-56)
Most UM points: 95 (1950-51)

at Neutral Sites

(Tied, 5-5)
Last MSU win: 73-64 (2002-03)
Last UM win: 77-66 (2013-14)
Current UM win streak: 1
Biggest MSU win: 58-45 (1937-38)
Biggest UM win: 49-37 (1937-38)
Most MSU points: 73 (2002-03)
Most UM points: 64 (2002-03)

TEXAS A&M

(A&M leads, 4-3)
Last MSU win: 81-72 (2013-14)
Last A&M win: 74-70 (2014-15)
Current A&M win streak: 2
Biggest MSU win: 62-49 (1966-67)
Biggest A&M win: 72-52 (2013-14)
Most MSU points: 81 (2013-14)
Most A&M points: 72 (2013-14)

at Starkville

(Tied, 1-1)
Last MSU win: 81-72 (2013-14)
Last A&M win: 55-49 (2012-13)
Current A&M win streak: 1
Biggest MSU win: 81-72 (2013-14)
Biggest A&M win: 55-49 (2012-13)
Most MSU points: 81 (2013-14)
Most A&M points: 72 (2013-14)

at College Station

(TAMU leads, 2-0)
Last MSU win: NA
Last A&M win: 74-70 (2014-15)
Current TAMU win streak: 2
Biggest MSU win: NA
Biggest A&M win: 72-52 (2013-14)
Most MSU points: 52 (2013-14)
Most A&M points: 72 (2013-14)

AT NEUTRAL SITES

(MSU leads, 2-1)
Last MSU win: 69-60 (2011-12)
Last A&M win: 58-54 (1963-64)
Current MSU win streak: 2
Biggest MSU win: 62-49 (1966-67)
Biggest A&M win: 58-54 (1963-34)
Most MSU points: 69 (2011-12)
Most A&M points: 60 (2011-12)

SEC SERIES BREAKDOWN



VANDERBILT

(VU leads, 77-47)

Last MSU win: 57-54 (2014-15)

Last VU win: 66-56 (2014-15)

Current VU win streak: 1

Biggest MSU win: 76-48 (1994-95)

Biggest VU win: 90-43 (1948-49)

Most MSU points: 110 (1979-80)

Most VU points: 120 (1968-69)

at Starkville

(MSU leads, 32-23)

Last MSU win: 57-54 (2014-15)

Last VU win: 72-31 (2012-13)

Current MSU win streak: 1

Biggest MSU win: 76-48 (1994-95)

Biggest VU win: 72-31 (2012-13)

Most MSU points: 110 (1979-80)

Most VU points: 120 (1968-69)

at Nashville

(VU leads, 46-9)

Last MSU win: 78-77 (2011-12)

Last VU win: 66-56 (2014-15)

Current VU win streak: 2

Biggest MSU win: 66-43 (2001-02)

Biggest VU win: 90-43 (1948-49)

Most MSU points: 92 (1965-66)

Most VU points: 104 (1971-72)

AT NEUTRAL SITES

(VU leads, 8-6)

Last MSU win: 82-68 (2013-14)

Last VU win: 87-81 (2010-11)

Current MSU win streak: 1

Biggest MSU win: 76-58 (1998-99)

Biggest VU win: 73-40 (1938-39)

Most MSU points: 82 (2013-14)

Most VU points: 87 (2010-11)



Mississippi State players celebrate with students in the Dawg Pound following the Bulldogs' upset win against in-state rival Ole Miss back in March of 2013, 73-67.



2014-15 SEASON REVIEW

| Opponent | FG | Pct | 3fg | Pct | ft | Pct | R | A | I | B | S | F | 1 | 2 | TP | |
|------------------------------|----------------|--------------|---------------|--------------|----------------|--------------|----------|----------|----------|---------|----------|----------|----------|----------|----------|----------|
| Western Carolina at MSU | 21-58 17-37 | .362 .459 | 9-24 4-9 | .375 .444 | 5-10 28-37 | .500 .757 | 27 39 | 12 7 | 11 16 | 5 | 4 | 10 5 | 22 18 | 30 31 | 26 35 | 56 66 |
| Miss. Valley State at MSU | 24-68 31-52 | .353 .596 | 8-28 4-15 | .286 .267 | 12-18 23-32 | .667 .719 | 25 47 | 12 16 | 16 26 | 6 | 6 | 16 17 | 21 58 | 34 31 | 34 89 | 68 66 |
| Utah State at MSU | 20-47 24-52 | .426 .462 | 10-27 4-15 | .370 .267 | 13-17 19-27 | .765 .704 | 21 38 | 12 12 | 13 13 | 4 2 | 7 | 7 15 | 20 34 | 38 25 | 63 37 | 71 61 |
| Clayton State at MSU | 18-52 19-50 | .346 .380 | 4-21 0-7 | .190 .000 | 6-15 21-27 | .400 .778 | 30 43 | 5 5 | 12 11 | 3 4 | 6 11 | 19 16 | 18 29 | 28 30 | 46 59 | 59 |
| St. Louis vs. MSU | 20-55 30-54 | .364 .556 | 5-20 8-17 | .250 .471 | 5-13 7-9 | .385 .778 | 24 39 | 4 17 | 11 14 | 3 5 | 4 | 12 16 | 27 31 | 27 38 | 23 75 | 50 50 |
| TCU vs. MSU | 22-45 19-52 | .489 .365 | 2-12 3-10 | .167 .300 | 15-29 11-20 | .517 .550 | 37 33 | 12 3 | 15 12 | 3 | 3 | 20 10 | 25 21 | 30 31 | 61 52 | 61 |
| MSU at Tulane | 21-55 23-54 | .382 .426 | 2-13 7-19 | .154 .368 | 10-16 6-11 | .625 .545 | 32 37 | 8 13 | 14 16 | 2 | 7 | 16 9 | 26 16 | 28 28 | 54 31 | 59 |
| MSU at Oregon State | 17-49 22-59 | .347 .373 | 6-23 5-19 | .261 .263 | 9-11 10-13 | .818 .769 | 34 40 | 7 15 | 17 10 | 1 | 5 | 17 13 | 23 30 | 26 29 | 49 59 | 59 |
| Arkansas State at MSU | 24-46 21-65 | .522 .323 | 8-19 3-17 | .421 .176 | 13-24 10-12 | .542 .833 | 39 33 | 13 4 | 14 9 | 3 2 | 4 | 14 17 | 35 27 | 34 28 | 69 55 | 69 |
| USC Upstate vs. MSU | 21-52 17-44 | .404 .386 | 4-25 1-15 | .160 .067 | 7-12 16-21 | .583 .762 | 23 39 | 9 6 | 7 16 | 5 2 | 9 | 19 16 | 22 15 | 31 36 | 53 51 | 53 |
| Jacksonville at MSU | 18-49 25-44 | .367 .568 | 4-14 8-15 | .326 .533 | 7-12 12-16 | .583 .750 | 18 35 | 7 10 | 17 21 | 0 3 | 11 10 | 18 19 | 27 36 | 20 34 | 47 70 | 47 |
| McNeese State at MSU | 26-50 18-43 | .520 .419 | 8-17 4-15 | .471 .267 | 6-8 7-12 | .750 .583 | 30 21 | 15 6 | 8 10 | 3 1 | 7 | 12 5 | 36 23 | 30 24 | 66 47 | 66 |
| Florida State at MSU | 19-43 24-52 | .442 .462 | 6-14 2-14 | .429 .143 | 11-19 12-13 | .579 .923 | 30 28 | 10 7 | 19 12 | 5 4 | 4 | 17 23 | 25 30 | 40 55 | 62 65 | 65 |
| Tennessee at MSU | 17-48 11-36 | .354 .306 | 10-20 1-9 | .500 .111 | 17-22 24-44 | .773 .545 | 44 28 | 12 4 | 18 13 | 3 3 | 7 | 32 10 | 26 21 | 35 23 | 61 47 | 61 |
| MSU at Florida | 17-44 28-53 | .386 .528 | 5-11 9-22 | .455 .409 | 8-13 7-12 | .615 .583 | 28 31 | 8 19 | 15 7 | 3 4 | 5 | 15 10 | 19 39 | 28 33 | 47 72 | 72 |
| MSU at Texas A&M | 21-59 21-44 | .356 .477 | 10-23 4-8 | .435 .500 | 18-26 28-44 | .692 .636 | 36 34 | 10 11 | 14 13 | 3 6 | 4 | 30 22 | 28 27 | 42 47 | 70 74 | 70 |
| Vanderbilt at MSU | 20-52 17-44 | .385 .386 | 5-20 3-12 | .250 .250 | 9-17 20-27 | .529 .741 | 28 41 | 8 6 | 7 17 | 2 | 8 | 22 5 | 26 16 | 28 18 | 54 39 | 54 |
| MSU at Auburn | 26-56 25-62 | .464 .403 | 5-15 8-26 | .333 .308 | 21-31 13-23 | .677 .565 | 44 33 | 11 11 | 17 12 | 4 | 10 | 22 12 | 31 22 | 47 49 | 78 71 | 78 |
| Georgia at MSU | 23-47 22-65 | .489 .338 | 11-18 8-18 | .611 .444 | 15-23 14-19 | .652 .737 | 32 42 | 12 6 | 11 9 | 6 1 | 5 | 19 18 | 36 31 | 36 35 | 62 72 | 62 |
| MSU at Ole Miss | 30-54 22-55 | .556 .400 | 7-18 6-20 | .389 .300 | 6-11 29-37 | .545 .784 | 34 31 | 15 12 | 16 6 | 1 | 3 | 27 12 | 32 28 | 41 51 | 73 79 | 73 |
| LSU at MSU | 26-69 23-52 | .377 .442 | 4-23 4-11 | .174 .364 | 11-21 23-35 | .524 .657 | 43 40 | 10 12 | 15 13 | 6 2 | 6 | 24 12 | 28 31 | 39 42 | 67 73 | 67 |
| MSU at Tennessee | 19-34 25-60 | .559 .417 | 8-11 5-20 | .727 .250 | 25-35 11-17 | .714 .647 | 26 33 | 10 16 | 18 14 | 0 3 | 7 | 20 24 | 32 30 | 39 36 | 71 66 | 71 |
| MSU at Arkansas | 14-45 24-64 | .311 .375 | 0-10 5-22 | .000 .227 | 13-20 8-11 | .650 .727 | 42 34 | 8 14 | 24 11 | 3 6 | 8 | 17 15 | 9 30 | 32 31 | 41 61 | 61 |
| Alabama at MSU | 17-52 17-46 | .327 .370 | 5-27 2-12 | .185 .167 | 16-22 15-23 | .727 .652 | 33 37 | 9 5 | 11 15 | 3 6 | 7 | 17 3 | 25 16 | 30 21 | 55 30 | 55 |
| MSU at Missouri | 23-41 26-59 | .561 .441 | 5-11 8-26 | .455 .308 | 26-33 14-21 | .788 .667 | 28 33 | 8 13 | 12 13 | 1 | 4 | 20 31 | 40 29 | 37 45 | 77 74 | 77 |
| Ole Miss at MSU | 26-60 22-48 | .433 .458 | 12-29 5-19 | .414 .263 | 7-11 16-22 | .636 .727 | 30 35 | 13 9 | 6 13 | 0 4 | 7 | 19 14 | 27 32 | 44 33 | 61 75 | 61 |
| Arkansas at MSU | 19-54 22-53 | .352 .415 | 3-15 3-10 | .200 .300 | 24-31 14-21 | .774 .667 | 31 42 | 10 7 | 14 23 | 11 3 | 7 | 19 24 | 32 33 | 33 28 | 65 64 | 65 |
| Kentucky at MSU | 28-57 19-51 | .491 .373 | 6-13 2-11 | .462 .182 | 12-13 16-27 | .923 .593 | 35 30 | 15 6 | 9 8 | 9 2 | 2 | 18 15 | 36 27 | 38 29 | 74 56 | 74 |
| MSU at South Carolina | 22-46 25-54 | .478 .463 | 5-15 8-24 | .333 .333 | 19-29 23-34 | .655 .676 | 27 33 | 11 19 | 12 7 | 1 | 3 | 27 22 | 31 39 | 37 42 | 68 81 | 68 |
| MSU at Vanderbilt | 18-39 26-47 | .462 .553 | 6-10 8-17 | .600 .471 | 14-20 6-13 | .700 .462 | 19 27 | 9 16 | 17 15 | 2 | 6 | 18 17 | 36 32 | 20 34 | 56 66 | 56 |
| Missouri at MSU | 15-50 17-43 | .300 .395 | 5-17 4-11 | .294 .364 | 8-15 14-19 | .533 .737 | 37 32 | 5 11 | 13 12 | 1 | 3 | 18 18 | 19 27 | 24 25 | 43 52 | 43 |
| Auburn vs. MSU | 22-48 26-52 | .458 .500 | 8-15 1-12 | .533 .083 | 22-34 15-19 | .647 .789 | 34 27 | 9 14 | 17 16 | 3 4 | 5 | 18 24 | 34 36 | 40 32 | 74 68 | 74 |

2014-15 SEASON STATS



ALL GAMES

| RECORD | OVERALL | HOME | AWAY | NEUTRAL |
|----------------|---------|------|------|---------|
| ALL GAMES | 13-19 | 9-8 | 3-8 | 1-3 |
| CONFERENCE | 6-12 | 3-6 | 3-6 | 0-0 |
| NON-CONFERENCE | 7-7 | 6-2 | 0-2 | 1-3 |

| ## | Player | GP-GS | Min | TOTAL | | | 3-PTS | | | REBOUNDS | | | | | | | | | | | Pts | Avg |
|-----------|-------------------|-------|------|-------|----------|------|---------|------|---------|----------|-----|-----|------|------|-----|----|------|-----|-----|-----|------|------|
| | | | | Avg | FG-FGA | Pct | 3FG-FGA | Pct | FT-FTA | Pct | Off | Def | Tot | Avg | PF | FO | A | TO | Blk | Stl | | |
| 32 | Craig Sword | 28-22 | 695 | 24.8 | 97-215 | .451 | 27-75 | .360 | 96-137 | .701 | 12 | 67 | 79 | 2.8 | 70 | 2 | 48 | 71 | 11 | 29 | 317 | 11.3 |
| 20 | Gavin Ware | 30-25 | 803 | 26.8 | 110-220 | .500 | 0-0 | .000 | 81-109 | .743 | 62 | 150 | 212 | 7.1 | 70 | 2 | 9 | 45 | 32 | 11 | 301 | 10.0 |
| 25 | Roquez Johnson | 32-26 | 831 | 26.0 | 98-186 | .527 | 0-0 | .000 | 100-149 | .671 | 66 | 98 | 164 | 5.1 | 80 | 1 | 17 | 66 | 6 | 27 | 296 | 9.3 |
| 01 | Fred Thomas | 31-16 | 757 | 24.4 | 84-223 | .377 | 47-137 | .343 | 67-85 | .788 | 16 | 95 | 111 | 3.6 | 58 | 0 | 25 | 47 | 15 | 23 | 282 | 9.1 |
| 15 | I.J. Ready | 29-21 | 744 | 25.7 | 87-218 | .399 | 28-95 | .295 | 37-42 | .881 | 6 | 51 | 57 | 2.0 | 46 | 0 | 71 | 41 | 0 | 37 | 239 | 8.2 |
| 23 | Travis Daniels | 32-26 | 632 | 19.8 | 70-176 | .398 | 24-83 | .289 | 30-45 | .667 | 39 | 85 | 124 | 3.9 | 52 | 0 | 18 | 49 | 5 | 14 | 194 | 6.1 |
| 03 | Trivante Bloodman | 32-12 | 589 | 18.4 | 38-94 | .404 | 1-16 | .063 | 43-61 | .705 | 11 | 36 | 47 | 1.5 | 46 | 0 | 64 | 50 | 1 | 25 | 120 | 3.8 |
| 02 | Demetrius Houston | 29-0 | 378 | 13.0 | 31-102 | .304 | 3-13 | .231 | 24-45 | .533 | 16 | 50 | 66 | 2.3 | 42 | 0 | 11 | 35 | 5 | 15 | 89 | 3.1 |
| 00 | Maurice Dunlap | 7-0 | 72 | 10.3 | 6-22 | .273 | 3-14 | .214 | 5-6 | .833 | 1 | 3 | 4 | 0.6 | 11 | 0 | 1 | 3 | 0 | 2 | 20 | 2.9 |
| 22 | Fallou Ndoye | 30-6 | 372 | 12.4 | 26-54 | .481 | 0-0 | .000 | 11-21 | .524 | 22 | 33 | 55 | 1.8 | 67 | 4 | 5 | 27 | 7 | 6 | 63 | 2.1 |
| 33 | Oliver Black | 31-4 | 490 | 15.8 | 22-45 | .489 | 0-0 | .000 | 12-27 | .444 | 24 | 51 | 75 | 2.4 | 59 | 1 | 8 | 24 | 8 | 12 | 56 | 1.8 |
| 05 | Isaiah Butler | 9-1 | 26 | 2.9 | 0-1 | .000 | 0-1 | .000 | 0-0 | .000 | 0 | 3 | 3 | 0.3 | 4 | 0 | 1 | 2 | 0 | 2 | 0 | 0.0 |
| 10 | Jeffery Johnson | 6-1 | 12 | 2.0 | 0-1 | .000 | 0-0 | .000 | 0-0 | .000 | 1 | 1 | 2 | 0.3 | 1 | 0 | 0 | 1 | 0 | 2 | 0 | 0.0 |
| TEAM | | | | | | | | | | | 48 | 52 | 100 | 3.1 | 0 | | | | | | | |
| Total | | 32 | 6401 | | 669-1557 | .430 | 133-434 | .306 | 506-727 | .696 | 324 | 775 | 1099 | 34.3 | 606 | 10 | 278 | 474 | 90 | 205 | 1977 | 61.8 |
| Opponents | | 32 | 6400 | | 713-1713 | .416 | 210-641 | .328 | 396-622 | .637 | 347 | 670 | 1017 | 31.8 | 611 | | -373 | 388 | 117 | 220 | 2032 | 63.5 |

SCORE BY PERIODS: 1st 2nd Total

| | | | |
|-------------------|-----|------|------|
| Mississippi State | 919 | 1058 | 1977 |
| Opponents | 945 | 1087 | 2032 |

CONFERENCE GAMES

| RECORD | OVERALL | HOME | AWAY |
|--------|---------|------|------|
| SEC | 6-12 | 3-6 | 3-6 |

| ## | Player | GP-GS | Min | TOTAL | | | 3-PTS | | | REBOUNDS | | | | | | | | | | | Pts | Avg |
|-----------|-------------------|-------|------|-------|---------|------|---------|-------|---------|----------|-----|-----|-----|------|-----|----|------|-----|-----|-----|------|------|
| | | | | Avg | FG-FGA | Pct | 3FG-FGA | Pct | FT-FTA | Pct | Off | Def | Tot | Avg | PF | FO | A | TO | Blk | Stl | | |
| 32 | Craig Sword | 18-18 | 516 | 28.7 | 76-157 | .484 | 22-55 | .400 | 85-121 | .702 | 10 | 48 | 58 | 3.2 | 53 | 2 | 35 | 50 | 8 | 23 | 259 | 14.4 |
| 20 | Gavin Ware | 18-15 | 526 | 29.2 | 63-128 | .492 | 0-0 | .000 | 55-77 | .714 | 39 | 106 | 145 | 8.1 | 43 | 1 | 5 | 31 | 12 | 7 | 181 | 10.1 |
| 15 | I.J. Ready | 17-16 | 470 | 27.6 | 53-131 | .405 | 20-60 | .333 | 21-23 | .913 | 4 | 35 | 39 | 2.3 | 32 | 0 | 50 | 27 | 0 | 20 | 147 | 8.6 |
| 25 | Roquez Johnson | 18-16 | 464 | 25.8 | 43-92 | .467 | 0-0 | .000 | 63-92 | .685 | 29 | 57 | 86 | 4.8 | 53 | 1 | 6 | 40 | 5 | 13 | 149 | 8.3 |
| 01 | Fred Thomas | 18-4 | 401 | 22.3 | 42-109 | .385 | 25-71 | .352 | 33-44 | .750 | 10 | 41 | 51 | 2.8 | 33 | 0 | 16 | 24 | 7 | 6 | 142 | 7.9 |
| 23 | Travis Daniels | 18-13 | 297 | 16.5 | 31-84 | .369 | 14-43 | .326 | 14-20 | .700 | 18 | 33 | 51 | 2.8 | 29 | 0 | 9 | 24 | 3 | 6 | 90 | 5.0 |
| 02 | Demetrius Houston | 17-0 | 219 | 12.9 | 22-63 | .349 | 2-2 | 1.000 | 18-34 | .529 | 9 | 24 | 33 | 1.9 | 23 | 0 | 7 | 16 | 2 | 9 | 64 | 3.8 |
| 33 | Oliver Black | 17-2 | 295 | 17.4 | 13-29 | .448 | 0-0 | .000 | 8-18 | .444 | 14 | 29 | 43 | 2.5 | 38 | 1 | 5 | 12 | 4 | 8 | 34 | 2.0 |
| 03 | Trivante Bloodman | 18-2 | 252 | 14.0 | 12-41 | .293 | 0-6 | .000 | 8-19 | .421 | 5 | 20 | 25 | 1.4 | 20 | 0 | 23 | 21 | 0 | 8 | 32 | 1.8 |
| 22 | Fallou Ndoye | 16-2 | 139 | 8.7 | 5-21 | .238 | 0-0 | .000 | 1-7 | .143 | 8 | 12 | 20 | 1.3 | 27 | 1 | 0 | 12 | 5 | 2 | 11 | 0.7 |
| 05 | Isaiah Butler | 5-1 | 14 | 2.8 | 0-0 | .000 | 0-0 | .000 | 0-0 | .000 | 0 | 2 | 2 | 0.4 | 4 | 0 | 0 | 1 | 0 | 1 | 0 | 0.0 |
| 10 | Jeffery Johnson | 4-1 | 8 | 2.0 | 0-1 | .000 | 0-0 | .000 | 0-0 | .000 | 1 | 0 | 1 | 0.3 | 1 | 0 | 0 | 0 | 0 | 2 | 0 | 0.0 |
| TEAM | | | | | | | | | | | 29 | 28 | 57 | | | | | | | | | |
| Total | | 18 | 3601 | | 360-856 | .421 | 83-237 | .350 | 306-455 | .673 | 176 | 435 | 611 | 33.9 | 356 | 6 | 156 | 268 | 46 | 105 | 1109 | 61.6 |
| Opponents | | 18 | 3600 | | 413-987 | .418 | 122-367 | .332 | 258-387 | .667 | 209 | 393 | 602 | 33.4 | 370 | | -225 | 202 | 77 | 119 | 1206 | 67.0 |

SCORE BY PERIODS: 1st 2nd Total

| | | | |
|-------------------|-----|-----|------|
| Mississippi State | 501 | 608 | 1109 |
| Opponents | 531 | 675 | 1206 |



2014-15 RESULTS

| <u>DATE</u> | <u>OPPONENT</u> | <u>W/L</u> | <u>SCORE</u> | <u>ATTENDANCE</u> | <u>HIGH POINTS</u> | <u>HIGH REBOUNDS</u> |
|-------------|--------------------|------------|--------------|-------------------|---------------------------------------|---|
| 11-14-14 | WESTERN CAROLINA | W | 66-56 | 6261 | (16)Roquez Johnson | (10)Gavin Ware |
| 11-17-14 | MISSISSIPPI VALLEY | W | 89-68 | 6065 | (20)Roquez Johnson | (8)Gavin Ware |
| 11-22-14 | UTAH STATE | W | 71-63 | 7240 | (15)Roquez Johnson (15)Fred Thomas | (8)Gavin Ware (8)Travis Daniels |
| 11-24-14 | CLAYTON STATE | W | 59-46 | 6030 | (15)Roquez Johnson | (8)Roquez Johnson |
| 11-28-14 | vs St. Louis | W | 75-50 | 2350 | (21)Travis Daniels | (6)Travis Daniels |
| 11-29-14 | vs TCU | L | 52-61 | 2867 | (14)Fred Thomas | (5)Fallou Ndoye (5)Travis Daniels |
| 12-06-14 | at Tulane | L | 54-59 | 1483 | (13)Travis Daniels | (9)Travis Daniels |
| 12-13-14 | at Oregon State | L | 49-59 | 4211 | (16)Fred Thomas | (9)Fred Thomas |
| 12-17-14 | ARKANSAS STATE | L | 55-69 | 5390 | (20)Roquez Johnson | (7)Roquez Johnson |
| 12-20-14 | vs USC Upstate | L | 51-53 | 1102 | (15)Roquez Johnson | (9)Roquez Johnson |
| 12-23-14 | JACKSONVILLE | W | 70-47 | 5366 | (16)Fred Thomas | (8)Travis Daniels (8)Roquez Johnson |
| 12-30-14 | MCNEESE STATE | L | 47-66 | 5155 | (11)Craig Sword | (4)Travis Daniels (4)Oliver Black (4)Roquez Johnson |
| 01-02-15 | FLORIDA STATE | W | 62-55 | 5756 | (14)I. J. Ready | (8)Gavin Ware |
| 01-07-15 | TENNESSEE | L | 47-61 | 5704 | (12)Gavin Ware | (9)Gavin Ware |
| 01-10-15 | at Florida | L | 47-72 | 11966 | (11)Roquez Johnson | (8)Gavin Ware |
| 01-13-15 | at Texas A&M | L | 70-74 | 4804 | (18)I. J. Ready | (7)Roquez Johnson (7)Travis Daniels |
| 01-17-15 | VANDERBILT | W | 57-54 | 6568 | (11)I. J. Ready | (13)Gavin Ware |
| 01-21-15 | at Auburn | W | 78-71 | 8083 | (18)I. J. Ready | (17)Gavin Ware |
| 01-24-15 | GEORGIA | L | 66-72 | 7549 | (25)Roquez Johnson | (12)Gavin Ware |
| 01-28-15 | at Ole Miss | L | 73-79 | 8959 | (27)Craig Sword | (7)Roquez Johnson |
| 01-31-15 | LSU | W | 73-67 | 6657 | (18)Fred Thomas | (10)Roquez Johnson (10)Gavin Ware |
| 02-03-15 | at Tennessee | W | 71-66 | 13268 | (26)Craig Sword | (8)Gavin Ware |
| 02-07-15 | at Arkansas | L | 41-61 | 18283 | (16)Gavin Ware | (9)Gavin Ware |
| 02-10-15 | ALABAMA | L | 51-55 | 6386 | (13)Gavin Ware (13)Craig Sword | (8)Gavin Ware |
| 02-14-15 | at Mizzou | W | 77-74 | 8278 | (22)Roquez Johnson (22)Craig Sword | (5)Roquez Johnson (5)Gavin Ware |
| 02-19-15 | OLE MISS | L | 65-71 | 7873 | (19)Craig Sword | (6)Travis Daniels (6)Gavin Ware |
| 02-21-15 | ARKANSAS | L | 61-65 | 6254 | (15)Craig Sword | (9)Gavin Ware |
| 02-25-15 | KENTUCKY | L | 56-74 | 6795 | (14)Fred Thomas | (9)Gavin Ware |
| 02-28-15 | at South Carolina | L | 68-81 | 14022 | (26)Craig Sword | (8)Craig Sword |
| 03-04-15 | at Vanderbilt | L | 56-66 | 8685 | (20)Craig Sword | (4)Roquez Johnson |
| 03-07-15 | MIZZOU | W | 52-43 | 5897 | (15)Craig Sword | (8)Gavin Ware |
| 03-11-15 | vs Auburn | L | 68-74 | 10039 | (21)Craig Sword | (7)Craig Sword |

2014-15 SEASON ATTENDANCE TOTALS

All Games: 225,346 in 32 games/7,042 per game
 All Home Games: 106,946 in 17 games/6,291 per game
 All Road Games: 102,042 in 11 games/9,277 per game
 All Neutral Games: 16,358 in 4 games/4,090 per game
 All SEC Games: 156,031 in 18 games/8,668 per game
 ALL SEC Home Games: 59,683 in 9 games/6,631 per game
 ALL SEC Away Games: 96,348 in 9 games/10,705 per game

2014-15 SUPERLATIVES



| <u>MSU GAME HIGHS</u> | <u>OPPONENT GAME HIGHS</u> | <u>MSU GAME LOWS</u> | <u>OPPONENT GAME LOWS</u> |
|---|---|--|--|
| POINTS89 <i>Miss. Valley St. (11-17-14)</i> | POINTS81 <i>at So. Carolina (2-28-15)</i> | POINTS41 <i>at Arkansas (2-7-15)</i> | POINTS43 <i>Missouri (3-7-15)</i> |
| FG MADE31 <i>Miss. Valley St. (11-17-14)</i> | FG MADE28 <i>Kentucky (2-25-15) at Florida (1-10-15)</i> | FG MADE11 <i>Tennessee (1-7-15)</i> | FG MADE15 <i>Missouri (3-7-15)</i> |
| FG ATTEMPTS65 <i>Georgia (1-24-15) Arkansas State (12-13-14)</i> | FG ATTEMPTS69 <i>LSU (1-31-15)</i> | FG ATTEMPTS34 <i>at Tennessee (2-3-15)</i> | FG ATTEMPTS43 <i>Florida State (1-2-15)</i> |
| FG%596 (31-52) <i>Miss. Valley St. (11-17-14)</i> | FG%553 (26-47) <i>at Vanderbilt (3-4-15)</i> | FG%306 (11-36) <i>Tennessee (1-7-15)</i> | FG%300 (15-50) <i>Missouri (3-7-15)</i> |
| 3-FG MADE10 <i>at Texas A&M (1-13-15)</i> | 3-FG MADE12 <i>Ole Miss (2-19-15)</i> | 3-FG MADE0 <i>Clayton State (11-24-14) at Arkansas (2-7-15)</i> | 3-FG MADE2 <i>vs. TCU (11-29-14)</i> |
| 3-FGA23 <i>at Texas A&M (1-13-15) at Oregon St. (12-13-14)</i> | 3-FGA29 <i>Ole Miss (2-19-15)</i> | 3-FGA7 <i>Clayton State (11-24-14)</i> | 3-FG ATTEMPTS8 <i>at Texas A&M (1-13-15)</i> |
| 3-FG%727 (8-11) <i>at Tennessee (2-3-15)</i> | 3-FG %611 (11-18) <i>Georgia (1-24-15)</i> | 3-FG%000 (0-7) <i>Clayton State (11-24-14)</i> | 3-FG%160 (4-25) <i>USC Upstate (12-20-14)</i> |
| FT MADE28 <i>Western Carolina (11-14-14)</i> | FT MADE29 <i>at Ole Miss (1-28-15)</i> | FT MADE6 <i>at Ole Miss (1-28-15)</i> | FT MADE5 <i>W. Carolina (11-14-14) vs. St. Louis (11-28-14)</i> |
| FTA44 <i>Tennessee (1-7-15)</i> | FTA44 <i>at Texas A&M (1-13-15)</i> | FTA9 <i>vs. St. Louis (11-28-14)</i> | FTA8 <i>McNeese St. (12-30-14)</i> |
| FT%923 (12-13) <i>Florida State (1-2-15)</i> | FT%923 (12-13) <i>Kentucky (2-25-15)</i> | FT%545 (6-11) <i>at Ole Miss (1-28-15)</i> | FT%385 (5-13) <i>vs. St. Louis (11-28-14)</i> |
| REBOUNDS47 <i>Miss. Valley St. (11-17-14)</i> | REBOUNDS44 <i>Tennessee (1-7-15)</i> | REBOUNDS19 <i>at Vanderbilt (3-4-15)</i> | REBOUNDS18 <i>Jacksonville (12-23-14)</i> |
| ASSISTS17 <i>vs. St. Louis (11-28-14)</i> | ASSISTS19 <i>at So. Carolina (2-28-15) at Florida (1-10-15)</i> | ASSISTS3 <i>vs. TCU (11-29-14)</i> | ASSISTS4 <i>vs. St. Louis (11-28-14)</i> |
| STEALS12 <i>LSU (1-31-15)</i> | STEALS16 <i>Miss. Valley St. (11-17-14)</i> | STEALS3 <i>at Ole Miss (1-28-15) Alabama (2-10-15) at So. Carolina (2-28-15) Missouri (3-7-15)</i> | STEALS2 <i>Kentucky (2-25-15)</i> |
| BLOCKED SHOTS6 <i>Alabama (2-10-15) Miss. Valley St. (11-17-14)</i> | BLOCKED SHOTS11 <i>Arkansas (2-21-15)</i> | BLOCKED SHOTS0 <i>at Tennessee (2-3-15)</i> | BLOCKED SHOTS0 <i>Miss. Valley St. (11-17-14) Jacksonville (12-23-14) Ole Miss (2-19-15)</i> |
| TURNOVERS26 <i>Miss. Valley St. (11-17-14)</i> | TURNOVERS19 <i>Florida State (1-2-15)</i> | TURNOVERS8 <i>Kentucky (2-25-15)</i> | TURNOVERS6 <i>at Ole Miss (1-28-15) Ole Miss (2-19-15)</i> |
| FOULS30 <i>at Texas A&M (1-13-15)</i> | FOULS32 <i>Tennessee (1-7-15)</i> | FOULS11 <i>McNeese St. (12-30-14)</i> | Fouls12 <i>vs. St. Louis (11-28-14) McNeese St. (12-30-14) at Ole Miss (1-28-15)</i> |



2014-15 MISCELLANEOUS STATS

GAME-BY-GAME STARTERS

| <u>Opponent</u> | <u>Date</u> | <u>Guard</u> | <u>Guard</u> | <u>Guard</u> | <u>Forward</u> | <u>Forward</u> | <u>Record</u> |
|-----------------------|-------------|--------------|--------------|--------------|----------------|----------------|---------------|
| Western Carolina | 11-14-14 | Bloodman | Thomas | Daniels | Ware | Johnson | 1-0 |
| Miss. Valley State | 11-17-14 | Bloodman | Thomas | Daniels | Ware | Johnson | 2-0 |
| Utah State | 11-22-14 | Bloodman | Thomas | Daniels | Ware | Johnson | 3-0 |
| Clayton State | 11-24-14 | Bloodman | Thomas | Daniels | Ware | Johnson | 4-0 |
| St. Louis | 11/28/14 | Bloodman | Thomas | Daniels | Ware | Johnson | 5-0 |
| TCU | 11/29/14 | Bloodman | Thomas | Daniels | Ware | Johnson | 5-1 |
| Tulane | 12-06-14 | Bloodman | Thomas | Daniels | Ware | Johnson | 5-2 |
| Oregon State | 12-13-14 | Bloodman | Thomas | Sword | Ware | Daniels | 5-3 |
| Arkansas State | 12-17-14 | Bloodman | Thomas | Sword | Ware | Daniels | 5-4 |
| USC Upstate | 12-20-14 | Bloodman | Thomas | Ready | Ndoye | Johnson | 5-5 |
| Jacksonville | 12-23-14 | Ready | Thomas | Daniels | Ndoye | Black | 6-5 |
| McNeese State | 12-30-14 | Ready | Thomas | Daniels | Ndoye | Johnson | 6-6 |
| Florida State | 01-02-15 | Ready | Sword | Daniels | Ndoye | Black | 7-6 |
| Tennessee | 01-07-15 | Ready | Sword | Daniels | Ndoye | Black | 7-7 |
| Florida | 01-10-15 | Ready | Sword | Daniels | Ndoye | Black | 7-8 |
| Texas A&M | 01-13-15 | Ready | Sword | Daniels | Ware | Johnson | 7-9 |
| Vanderbilt | 01-17-15 | Ready | Sword | Daniels | Ware | Johnson | 8-9 |
| Auburn | 01-21-15 | Ready | Sword | Daniels | Ware | Johnson | 9-9 |
| Georgia | 01-24-15 | Ready | Sword | Daniels | Ware | Johnson | 9-10 |
| Ole Miss | 01-28-15 | Ready | Sword | Daniels | Ware | Johnson | 9-11 |
| LSU | 01-31-15 | Ready | Sword | Daniels | Ware | Johnson | 10-11 |
| Tennessee | 02-03-15 | Ready | Sword | Daniels | Ware | Johnson | 11-11 |
| Arkansas | 02-07-15 | Ready | Sword | Thomas | Ware | Johnson | 11-12 |
| Alabama | 02-10-15 | Ready | Sword | Thomas | Ware | Johnson | 11-13 |
| Missouri | 02-14-15 | Ready | Sword | Daniels | Ware | Johnson | 12-13 |
| Ole Miss | 02-19-15 | Ready | Sword | Daniels | Ware | Johnson | 12-14 |
| Arkansas | 02-21-15 | Bloodman | Sword | Daniels | Ware | Johnson | 12-15 |
| Kentucky | 02-25-15 | Ready | Sword | Thomas | Ware | Johnson | 12-16 |
| South Carolina | 02-28-15 | Ready | Sword | Thomas | Ware | Johnson | 12-17 |
| Vanderbilt | 03-04-15 | Ready | Sword | Daniels | Ware | Johnson | 12-18 |
| Missouri | 03-07-15 | Bloodman | Sword | Butler | Johnson | Johnson | 13-18 |
| Auburn-SECT | 03-11-15 | Ready | Sword | Daniels | Ware | Johnson | 13-19 |

| Team Statistics | Comparison Stats | | Differentials | |
|------------------------------|------------------|-----------------|---------------|----------------------------------|
| | MSU | OPP | Wins | Losses |
| SCORING | 1977 | 2032 | 69.2..... | Points56.7 |
| Points per game..... | 61.8 | 63.5 | 58.5..... | Opp. Points66.9 |
| Scoring margin..... | -1.7 | - | +10.8..... | Scoring Margin-10.3 |
| FIELD GOALS-ATT | 669-1557 | 713-1713 | 48.3%..... | FG%39.5 |
| Field goal pct..... | .430 | .416 | 38.3%..... | Opp. FG%44.1 |
| 3 POINT FG-ATT | 133-434 | 210-641 | 36.2%..... | 3FG%27.3 |
| 3-point FG pct..... | .306 | .328 | 28.9%..... | Opp. 3FG%35.7 |
| 3-pt FG made per game..... | 4.2 | 6.6 | 73.6%..... | FT%66.1 |
| FREE THROWS-ATT | 506-727 | 396-622 | 57.3%..... | Opp. FT%67.1 |
| Free throw pct..... | .696 | .637 | 36.9..... | Rebounds32.6 |
| F-Throws made per game..... | 15.8 | 12.4 | 29.4..... | Opp. Rebounds33.4 |
| REBOUNDS | 1099 | 1017 | +7.5..... | Rebound Margin-0.8 |
| Rebounds per game..... | 34.3 | 31.8 | 10.2..... | Assists7.7 |
| Rebounding margin..... | +2.6 | - | 15.5..... | Turnovers14.4 |
| ASSISTS | 278 | 373 | -2.2..... | Turnover Margin-3.1 |
| Assists per game..... | 8.7 | 11.7 | 7.2..... | Steals5.8 |
| TURNOVERS | 474 | 388 | 3.3..... | Blocks2.5 |
| Turnovers per game..... | 14.8 | 12.1 | | |
| Turnover margin..... | -2.7 | - | | |
| Assist/turnover ratio..... | 0.6 | 1.0 | | |
| STEALS | 205 | 220 | | |
| Steals per game..... | 6.4 | 6.9 | | |
| BLOCKS | 90 | 117 | | |
| Blocks per game..... | 2.8 | 3.7 | | |
| ATTENDANCE | 106,946 | 118,400 | | |

2014-15 MISCELLANEOUS STATS



MSU'S 2014-15 RECORD WHEN . . .

| | |
|--|------|
| Leads at Halftime | 10-6 |
| Trails at Halftime | 3-13 |
| Is Tied at Halftime | -- |
| Shoots 45% or better from the field | 9-5 |
| Shoots less than 45% from the field | 4-14 |
| Opp. shoots less than 45% from the field | 13-9 |
| Opp. shoots 45% or better from the field | 0-10 |
| Outrebounds (or ties) the opponent | 8-8 |
| Outrebounded by the opponent | 5-11 |
| More Assists (or ties) than the opponent | 8-2 |
| Fewer Assists than the opponent | 5-17 |
| Fewer (or ties) TOs than opponent | 6-7 |
| More TOs than opponent | 7-12 |
| Holds opponents to 65 points or less | 8-8 |
| In games decided by 10 points or less | 9-12 |

MSU'S 2014-15 RECORD IN . . .

| | |
|----------------------------|-------|
| All Games | 13-19 |
| Home Games | 9-8 |
| Road Games | 3-8 |
| Neutral-sites | 1-3 |
| Non-SEC Games | 7-6 |
| Non-SEC Home Games | 6-2 |
| Non-SEC Road Games | 0-2 |
| Non-SEC Neutral-site Games | 1-2 |
| SEC Games | 6-12 |
| SEC Home Games | 3-6 |
| SEC Road Games | 3-6 |
| SEC Tournament | 0-1 |
| November Games | 5-1 |
| December Games | 1-5 |
| January Games | 4-5 |
| February Games | 2-6 |
| March Games | 1-2 |
| Monday Games | 2-0 |
| Tuesday Games | 2-3 |
| Wednesday Games | 1-6 |
| Thursday Games | 0-1 |
| Friday Games | 3-0 |
| Saturday Games | 5-9 |
| Sunday Games | -- |
| Overtime Games | -- |
| Television Games | 13-18 |
| Games vs. Ranked Opponents | 0-2 |

MISC. 2014-15 TEAM STATS

| | |
|--|---|
| Largest Lead Surrendered in Loss: | 13, Ole Miss (1-28-15) |
| Largest Deficit Overcome in Win: | 12, Vanderbilt (1-17-15) |
| Largest Lead at Anytime: | 33, Mississippi Valley State (11-17-14) |
| Largest Deficit Anytime: | 29, Florida (1-10-15) |

MISCELLANEOUS MSU INDIVIDUAL STATISTICS

Games Scoring in Double Figures:

Ware 18, Sword 15, Thomas 14, Johnson 12,
Ready 10, Daniels 8, Bloodman 3, Ndoye

Games Scoring 20-plus Points:

Sword 6, Johnson 4, Daniels, Thomas

Games Rebounding in Double Figures:

Ware 5, Johnson 2

Games With Double-Doubles:

Ware 3, Johnson

Games As Team High Scorer (or co-leader):

Sword 11, Johnson 9, Thomas 6, Ready 4,
Ware 3, Daniels 2

Games As Team High Rebounder (or co-leader):

Ware 18, Johnson 10, Daniels 8, Sword 2,
Ndoye, Thomas, Black

Games As Team Leader in Assists (or co-leader):

Bloodman 14, Ready 12, Sword 9,
Johnson 2, Thomas 2, Houston 2, Ndoye, Daniels

Games As Team Leader in Steals (or co-leader):

Ready 13, Sword 10, Bloodman 6,
R. Johnson 6, Thomas 5, Black 5, Ndoye 4,
Houston 5, Daniels 4, Ware 2, J. Johnson

Games As Team Leader in Blocks (or co-leader):

Ware 17, Thomas 8, Ndoye 7, Sword 5,
Daniels 3, Houston 4, Black 3, Houston 3,
R. Johnson 3, Bloodman

Games As Team Leader in Turnovers (or co-leader):

Sword 12, Bloodman 8, Thomas 7, Johnson 7,
Ware 5, Daniels 4, Houston 4, Ndoye 3, Ready 2,
Black

MSU'S RECORD BY STARTING LINEUP

| | |
|---|-----|
| Bloodman, Thomas, Daniels, Ware, Johnson | 5-2 |
| Bloodman, Thomas, Daniels, Ware, Sword | 0-2 |
| Bloodman, Thomas, Ready, Johnson, Ndoye | 0-1 |
| Ready, Thomas, Daniels, Ndoye, Black | 1-0 |
| Ready, Thomas, Daniels, Ndoye, Johnson | 0-1 |
| Ready, Sword, Daniels, Ndoye, Black | 1-2 |
| Ready, Sword, Daniels, Ware, Johnson | 5-6 |
| Ready, Sword, Thomas, Ware, Johnson | 0-4 |
| Bloodman, Sword, Daniels, Ware, Johnson | 0-1 |
| Bloodman, Sword, J. Johnson, Butler, R. Johnson | 1-0 |

2014-15 Win-Loss Differential

| | | | | | | | | | | | | | | | | | | | | | | | | | |
|-------|---|---|---|---|---|---|---|---|---|----|----|----|----|----|----|----|----|----|----|----|----|----|----|----|-----|
| Diff. | 1 | 2 | 3 | 4 | 5 | 6 | 7 | 8 | 9 | 10 | 11 | 12 | 13 | 14 | 15 | 16 | 17 | 18 | 19 | 20 | 21 | 22 | 23 | 24 | 25+ |
| Won | | | 2 | | 1 | 2 | 1 | 1 | 1 | 1 | | | 1 | | | | | | | | 1 | | 1 | | 1 |
| Lost | 1 | | 3 | 1 | 4 | | | | 1 | 2 | | | 1 | 2 | | | | 1 | 1 | 1 | | | | | 1 |



THE LAST TIME . . .

THE LAST TIME AN MSU PLAYER ...

- **Scored 30 or more points in a game:**
- 32, Ravern Johnson vs. Tenn. St. (11-12-10)
- **Scored 33 or more points in a game:**
- 33, Craig Sword at LSU (2-19-14)
- **Scored 34 or more points in a game:**
- 34, Arnett Moultrie vs. UMass (3-13-12)
- **Scored 35 or more points in a game:**
- 36, Jeff Malone at Ole Miss (2-19-83)
- **Scored 37 or more points in a game:**
- 39, Jeff Malone vs. Alabama (1-31-83)
- **Scored 40 or more points in a game:**
- 40, Rickey Brown vs. Auburn (3-7-77)
- **Scored 20+ points in back-to-back games:**
- Craig Sword (26 at South Carolina 2-28-15; 20 at Vanderbilt (3-04-15)
- **Scored 20+ points in three-consecutive games:**
- Craig Sword (24 vs. Loyola, 12-01-13; 24 vs. TCU, 12-05-13; 22 vs. SELA, 12-13-13)
- **Scored 20+ points in five-consecutive games:**
- Jeff Malone, 1982-83 (11 consecutive)
- **Scored 30+ points in back-to-back games:**
- Jeff Malone (36 at Ole Miss & 30 vs. Georgia, 1982-83)
- **Scored 30+ points in three-consecutive games:**
- Jeff Malone (33 at LSU; 36 at Ole Miss & 30 vs. Georgia, 1982-83)
- **Two players score 20+ points in same game:**
- Craig Sword, 22; Roque Johnson, 22, at Missouri (2-14-15)
- **Made 10 field goals in a game:**
- 10, Craig Sword at South Carolina (2-28-15)
- **Made 11 field goals in a game:**
- 11, Craig Sword at LSU (2-19-14)
- **Made 12 field goals in a game:**
- 12, Arnett Moultrie vs. UMass (3-13-12)
- **Made 13 field goals in a game:**
- 13, Horatio Webster vs. SW Missouri St. (11-23-97)
- **Made 14 field goals in a game:**
- 14, Cameron Burns at Georgia (1-17-90)
- **Made 15 or more field goals in a game:**
- 16, Raymond Brown vs. Florida (3-2-85)
- **Attempted 20 field goals in a game:**
- 20, Ravern Johnson vs. St. Mary's (12-29-10)
- **Attempted 21 or more field goals in a game:**
- 21, Dee Bost vs. Kentucky (2-16-10)
- **Attempted 23 or more field goals in a game:**
- 23, Arnett Moultrie vs. UMass (3-13-12)
- **Attempted 25 field goals in a game:**
- 25, Chuck Evans at Alabama (3-6-93)
- **Attempted 26 field goals in a game:**
- 26, Tony Watts at Ole Miss (2-22-92)
- **Attempted 27 or more field goals in a game:**
- 28, Jeff Malone vs. Vanderbilt (1-8-83)
- **Made six 3-pointers in a game:**
- 6, Dee Bost vs. Old Dominion (11-28-09)
- **Made seven 3-pointers in a game:**
- 7, Dee Bost vs. Troy (12-10-11)
- **Made eight or more 3-pointers in a game:**
- 8, Winsome Frazier vs. UMKC (11-23-04)
- **Attempted 11 3-pointers in a game:**
- 11, Dee Bost vs. Detroit (12-17-11)
- **Attempted 12 3-pointers in a game:**
- 12, Ravern Johnson vs. ETSU (12-11-10)
- **Attempted 13 or more 3-pointers in a game:**
- 13, Dee Bost vs. Troy (12-10-11)
- **Attempted 16 or more 3-pointers in a game:**
- 17, Darryl Wilson vs. Alabama (3-4-95)
- **Made 14 or more free throws in a game:**
- 14, Trivante Bloodman vs. Auburn (2-15-14)
- **Made 15 or more free throws in a game:**
- 15, Craig Sword vs. Ole Miss (1-11-14)
- **Attempted 17 free throws in a game:**
- 17, Jarvis Varnado at Houston (12-19-09)
- **Attempted 18 free throws in a game:**
- 18, Craig Sword vs. Ole Miss (1-11-14)
- **Attempted 19 free throws in a game:**
- 19, Carl Nichols vs. SE La. (12-1-88)
- **Had 16 rebounds in a game:**
- 16, Gavin Ware vs. Maryland ES (1-2-14)

- **Had 17 rebounds in a game:**
- 17, Gavin Ware at Auburn (1-21-15)
- **Had 18 or more rebounds in a game:**
- 21, Wesley Morgan vs. SE La. (11-28-05)
- **Had 22 or more rebounds in a game:**
- 23, Rickey Brown vs. Vanderbilt (12-6-79)
- **Had 24 or more rebounds in a game:**
- 24, Wiley Peck vs. Alabama (1-27-79)
- **Had 10 or more offensive rebounds in a game:**
- 11, Arnett Moultrie vs. Northwestern State (12-22-11)
- **Had 10 or more defensive rebounds in a game:**
- 10, Gavin Ware vs. LSU (1-31-15)
- **Had 13 or more defensive rebounds in a game:**
- 13, Colin Borchert (3-9-13)
- **Had 15 or more defensive rebounds in a game:**
- 15, Jarvis Varnado at San Diego (12-31-09)
- **Had 10 assists in a game:**
- 10, Dee Bost vs. LSU (1-25-11)
- **Had 11 assists in a game:**
- 11, Dee Bost vs. Vanderbilt (3-11-11)
- **Had 13 assists in a game:**
- 13, Dee Bost vs. Ole Miss (2-9-12)
- **Had 14 assists in a game:**
- 14, Gary Ervin vs. Florida A&M (12-20-04)
- **Had 15 or more assists in a game:**
- 16, Chuck Evans at UMKC (2-23-93)
- **Had 10 or more turnovers in a game:**
- 10, Charles Rhodes vs. Nicholls (11-11-06)
- **Had five or more blocks in a game:**
- 5, Gavin Ware at Loyola (12-15-12)
- **Had seven blocks in a game:**
- 7, Jarvis Varnado at LSU (2-20-10)
- **Had eight blocks in a game:**
- 8, Jarvis Varnado vs. Alabama (2-24-10)
- **Had nine blocks in a game:**
- 9, Jarvis Varnado at Vanderbilt (2-3-10)
- **Had 10 blocks in a game:**
- 10, Jarvis Varnado vs. Arkansas (1-14-10)
- **Had 10+ blocks in two consecutive games:**
- Jarvis Varnado (10 vs. Georgia & 10 vs. Kentucky, 2007-08)
- **Had five steals in a game:**
- 5, Fred Thomas vs. Clayton State (11-24-14)
- **Had six or more steals in a game:**
- 7, Craig Sword vs. Ole Miss (1-11-14)

LAST TIME AN MSU TEAM...

- **Scored 100 or more points:**
- 106 vs. Troy (12-10-11)
- **Scored 100 or more points in an SEC game:**
- 105 vs. Auburn (3-2-04)
- **Allowed 100 or more points in an SEC game:**
- 115 at Arkansas (2-20-93)
- **Allowed 100 or more points in non-SEC play:**
- 101 vs. UMass (3-13-12)
- **Was held to 52 points or less:**
- 52 vs. Missouri (3-7-15)
- **Was held to 50 points:**
- 50 vs. Alabama (2-25-12)
- **Was held to 49 points or less:**
- 47 vs. Florida (1-10-15)
- **Was held to 45 points or less:**
- 41 at Georgia (2-7-15)
- **Was held to 40 points or less:**
- 36 vs. Missouri (2-13-13)
- **Was held to 35 points or less:**
- 31 vs. Vanderbilt (2-23-13)
- **Was held to fewer than 10 points in a half:**
- 9 at Arkansas, first (2-7-15)
- **Held opponent to 59 points or less:**
- 59 vs. Oregon State (12-13-14)
- **Held opponent to 56 points or less:**
- 56 at Vanderbilt (3-4-15)
- **Held opponent to 55 points or less:**
- 55 vs. Alabama (2-10-15)
- **Held opponent to 50 points or less:**
- 47 vs. Jacksonville (12-23-14)
- **Held opponent to 45 points or less:**
- 43 vs. Missouri (3-7-15)



| | | | |
|---|---|---|---|
| Held opponent to 42 points or less: | • | Attempted 30 or more free throws: | • |
| 42 vs. Texas-San Antonio (12-4-12) | • | 33 at Missouri (2-14-15) | • |
| Held opponent to 39 points or less: | • | Attempted 35 or more free throws: | • |
| 39 at LSU (1-9-08) | • | 35 vs. Tennessee (2-3-15) | • |
| Shot 50 percent or better from the field: | • | Attempted 40 or more free throws: | • |
| 500 [26-52] vs. Auburn SECT (3-11-15) | • | 44 vs. Tennessee (1-7-15) | • |
| Shot 55 percent or better from the field: | • | Attempted 45 or more free throws: | • |
| 561 [23-41] at Missouri (2-14-15) | • | 45 vs. Florida A&M (12-17-13) | • |
| Shot 60 percent or better from the field: | • | Attempted fewer than 10 free throws: | • |
| 604 [29-48] vs. Auburn (2-4-12) | • | 6, vs. Florida (1-30-14) | • |
| Shot 65 percent or better from the field: | • | Had 50 or more rebounds: | • |
| 660 [35-53] vs. Western Kentucky (1-5-09) | • | 51 vs. Prairie View (11-8-13) | • |
| Was held to less than 35 percent from the field: | • | Had 55 or more rebounds: | • |
| 311 [14-45] at Arkansas (2-7-15) | • | 58 vs. Troy (12-10-05) | • |
| Was held to less than 30 percent from the field: | • | Had 59 or more rebounds: | • |
| 283 [17-60] vs. North Carolina (11-19-12) | • | 59 at Houston (12-19-09) | • |
| Was held to less than 25 percent from the field: | • | Had fewer than 25 rebounds: | • |
| 175 [7-40] vs. Vanderbilt (2-23-13) | • | 21 vs. McNeese State (12-30-14) | • |
| Held opp. to 35 percent or less from the field: | • | Had 20 or fewer rebounds: | • |
| 327 [17-52] vs. Arkansas (2-10-15) | • | 19 at Vanderbilt (3-4-15) | • |
| Held opp. to 30 percent or less from the field: | • | Had 20 or more assists: | • |
| 300 [15-50] vs. Missouri (3-7-15) | • | 20 vs. Louisiana-Monroe (11-21-11) | • |
| Opponent shot 50 percent or better: | • | Had 21 or more assists: | • |
| 553 [26-57] Vanderbilt (3-4-15) | • | 21 vs. Auburn (2-4-12) | • |
| Opponent shot 60 percent or better: | • | Had 25 or more assists: | • |
| 623 [33-53] Missouri (3-1-14) | • | 25 vs. St. Bonaventure (12-05-09) | • |
| Made 35 or more field goals: | • | Had 30 or more assists: | • |
| 35 vs. Mississippi Valley State (11-19-13) | • | 30 vs. Troy (12-10-11) | • |
| Made 40 or more field goals: | • | Had 5 Assists: | • |
| 40 vs. Troy (12-10-11) | • | 5, Alabama (2-10-15) | • |
| Made fewer than 15 field goals: | • | Had Fewer Than 5 Assists: | • |
| 14 at Arkansas (2-7-15) | • | 4, Tennessee (1-2-15) | • |
| Attempted 70 or more shots from the field: | • | Had 20 or more turnovers: | • |
| 71 vs. Troy (12-10-11) | • | 20 vs. South Carolina (3-6-13) | • |
| Attempted 80 or more shots from the field: | • | Had 21 or more turnovers: | • |
| 80 at Alabama (2-21-09) | • | 21 vs. Jacksonville (12-23-14) | • |
| Attempted just 40 shots from the field: | • | Had 23 or more turnovers: | • |
| 40 vs. Vanderbilt (2-23-13) | • | 23 vs. Arkansas (2-21-15) | • |
| Attempted 39 or fewer shots from the field: | • | Had 24 or more turnovers: | • |
| 39 at Vanderbilt (3-4-15) | • | 24 at Arkansas (2-7-15) | • |
| Attempted 35 or fewer shots from the field: | • | Had 25 turnovers: | • |
| 34 vs. Tennessee (2-3-15) | • | 26 vs. Mississippi Valley State (11-17-14) | • |
| Made 10 or more 3-pointers: | • | Had 29 or more turnovers: | • |
| 10 at Texas A&M (1-13-15) | • | 29 at Arkansas (1-23-13) | • |
| Made 12 3-pointers: | • | Had 30 or more turnovers: | • |
| 12 vs. Auburn (2-4-12) | • | 31 at Kentucky (1-7-97) | • |
| Made 15 3-pointers: | • | Had 34 or more turnovers: | • |
| 15 vs. North Carolina A&T (12-12-10) | • | 34 at Evansville (12-17-75) | • |
| Made 16 3-pointers: | • | Had fewer than 10 turnovers: | • |
| 16 vs. Troy (12-10-11) | • | 8 vs. Kentucky (2-25-15) | • |
| Did not make a 3-pointer: | • | Had five or fewer turnovers: | • |
| [0-10] at Arkansas (2-7-15) | • | 5 vs. Florida Atlantic (11-30-10) | • |
| Made just one 3-pointer: | • | Forced 25 or more turnovers | • |
| vs. Auburn SECT (3-11-15) | • | 26 vs. Kennesaw State (11-14-13) | • |
| Made just two 3-pointers: | • | Had 10 blocked shots: | • |
| vs. Kentucky (2-25-15) | • | 10 vs. Tennessee (1-12-12) | • |
| Attempted nine 3-pointers or less: | • | Had 11 blocked shots: | • |
| 9 vs. Tennessee (1-7-15) | • | 11 at Alabama (2-21-09) | • |
| Attempted six 3-pointers or less: | • | Had 12 blocked shots: | • |
| 6 at Ole Miss (1-29-03) | • | 12 vs. Troy (11-26-10) | • |
| Attempted 25 3-pointers: | • | Had 13 blocked shots: | • |
| 25 vs. Georgia (2-14-12) | • | 13 vs. Arkansas (1-14-10) | • |
| Attempted 26 3-pointers: | • | Had 14 blocked shots: | • |
| 26 vs. South Carolina (3-5-11) | • | 14 vs. Texas-Pan American (11-24-09) | • |
| Attempted 27 or more 3-pointers: | • | Had 16 blocked shots: | • |
| 29 vs. Ole Miss (1-18-12) | • | 16 vs. Georgia (1-12-08) | • |
| Attempted 30 or more 3-pointers: | • | Had 10 steals: | • |
| 31 vs. Troy (12-10-11) | • | 10 vs. Auburn (121-15) | • |
| Attempted 35 or more 3-pointers: | • | Had 11 steals: | • |
| 35 vs. Kentucky (2-16-10) | • | 11 at Clayton State (11-24-14) | • |
| Made 31 or more free throws: | • | Had 12 steals: | • |
| 31 vs. Auburn (1-22-14) | • | 12 vs. LSU (1-31-15) | • |
| Made 40 or more free throws: | • | Had 13 or more steals: | • |
| 41 vs. LSU (2-11-09) | • | 14 vs. South Carolina (1-9-13) | • |
| Made 50 or more free throws: | • | Had 15 or more steals: | • |
| 52 vs. LSU (2-11-09) | • | 15 vs. Florida Gulf Coast (12-19-13) | • |
| Made fewer than five free throws: | • | Had 17 or more steals: | • |
| 4 at Vanderbilt (2-1-14) | • | 17 vs. Florida Atlantic (11-13-12) | • |
| Made fewer than four free throws: | • | Had 20 or more steals: | • |
| 3 vs. Baylor (12-28-11) | • | 20 vs. Nicholls State (11-17-01) | • |
| Made only 1 free throw: | • | Had 1 steal or less: | • |
| 1 vs. Florida (1-30-14) | • | 1 vs. Vanderbilt (3-11-11) | • |



2014-15 RECAPS

GAME 1 Humphrey Coliseum • Starkville, MS

Mississippi State
Western Carolina

66
55

Western Carolina 56 • 0-1

| # | Player | Total | | | 3-Ptr | | | Rebounds | | | PF | TP | A | TO | Blk | Stl | Min |
|--------|-------------------|-------|-------|------|-------|-----|-----|----------|----|----|----|----|---|----|-----|-----|-----|
| | | FG | FGA | FT | FTA | Off | Def | Total | | | | | | | | | |
| 04 | Torrion Brummitt | r | 3-9 | 0-0 | 0-0 | 0 | 2 | 2 | 5 | 6 | 1 | 0 | 0 | 0 | 0 | 25 | |
| 12 | Tucker Thompson | r | 0-2 | 0-0 | 0-0 | 1 | 0 | 1 | 2 | 0 | 2 | 1 | 0 | 0 | 11 | | |
| 02 | Mike Brown | g | 4-15 | 2-8 | 1-3 | 2 | 2 | 4 | 2 | 11 | 3 | 1 | 1 | 0 | 38 | | |
| 03 | Rhett Harrelson | g | 5-12 | 3-9 | 1-2 | 0 | 1 | 1 | 0 | 14 | 3 | 0 | 2 | 37 | | | |
| 25 | James Sinclair | g | 7-14 | 3-6 | 3-5 | 2 | 1 | 3 | 2 | 20 | 1 | 2 | 0 | 36 | | | |
| 01 | Kenneth Hall | g | 0-2 | 0-0 | 0-0 | 2 | 3 | 5 | 5 | 0 | 1 | 0 | 1 | 16 | | | |
| 05 | Devyn Peterson | g | 0-0 | 0-0 | 0-0 | 0 | 0 | 0 | 0 | 0 | 1 | 0 | 0 | 7 | | | |
| 23 | Justin Browning | g | 2-4 | 1-1 | 0-0 | 2 | 3 | 5 | 5 | 0 | 0 | 2 | 4 | 26 | | | |
| 24 | Ashley Williams | g | 0-0 | 0-0 | 0-0 | 0 | 0 | 0 | 0 | 0 | 0 | 0 | 0 | 1 | | | |
| 41 | Charlendez Brooks | g | 0-0 | 0-0 | 0-0 | 0 | 0 | 0 | 1 | 0 | 1 | 0 | 0 | 3 | | | |
| | Team | | | | | 4 | 2 | 6 | | | 3 | | | | | | |
| Totals | | | 21-58 | 9-24 | 5-10 | 13 | 14 | 27 | 22 | 56 | 12 | 11 | 4 | 10 | 200 | | |

| | | | | | | | | | | |
|-----------------|-------|-------|-----------|-------|-------|-------|-------|-------|----------|----------|
| FG % 1st Half: | 11-27 | 40.7% | 2nd half: | 10-31 | 32.3% | Game: | 21-58 | 36.2% | Deatback | Rebounds |
| 3FG % 1st Half: | 5-10 | 50.0% | 2nd half: | 4-14 | 28.6% | Game: | 9-24 | 37.5% | 0 | |
| FT % 1st Half: | 3-6 | 50.0% | 2nd half: | 2-4 | 50.0% | Game: | 5-10 | 50.0% | | |

Mississippi State 66 • 1-0

| # | Player | Total | | | 3-Ptr | | | Rebounds | | | PF | TP | A | TO | Blk | Stl | Min |
|--------|-------------------|-------|-------|-----|-------|-----|-----|----------|----|----|----|----|---|----|-----|-----|-----|
| | | FG | FGA | FT | FTA | Off | Def | Total | | | | | | | | | |
| 20 | Gavin Ware | r | 4-7 | 0-0 | 6-8 | 3 | 7 | 10 | 3 | 14 | 0 | 2 | 3 | 1 | 32 | | |
| 25 | Roquez Johnson | g | 5-7 | 0-0 | 6-9 | 1 | 4 | 5 | 3 | 16 | 1 | 3 | 0 | 1 | 24 | | |
| 01 | Fred Thomas | g | 4-10 | 2-5 | 5-5 | 1 | 5 | 6 | 2 | 15 | 0 | 3 | 1 | 32 | | | |
| 03 | Trivante Bloodman | g | 1-2 | 0-0 | 5-6 | 0 | 2 | 2 | 2 | 7 | 6 | 3 | 0 | 32 | | | |
| 23 | Travis Daniels | g | 1-3 | 0-0 | 0-0 | 0 | 1 | 1 | 2 | 2 | 0 | 2 | 0 | 18 | | | |
| 00 | Maurice Dunlap | g | 2-4 | 2-4 | 0-0 | 0 | 1 | 1 | 3 | 6 | 0 | 0 | 0 | 15 | | | |
| 02 | Demetrius Houston | g | 0-4 | 0-0 | 3-5 | 2 | 5 | 7 | 3 | 3 | 0 | 1 | 0 | 22 | | | |
| 22 | Fallou Ndoye | g | 0-0 | 0-0 | 2-2 | 1 | 2 | 3 | 0 | 2 | 1 | 0 | 1 | 8 | | | |
| 33 | Oliver Black | g | 0-0 | 0-0 | 1-2 | 1 | 1 | 2 | 0 | 1 | 0 | 1 | 1 | 17 | | | |
| | Team | | | | | 1 | 1 | 2 | | | | | | | | | |
| Totals | | | 17-37 | 4-9 | 28-37 | 10 | 29 | 39 | 18 | 66 | 7 | 16 | 5 | 5 | 200 | | |

| | | | | | | | | | | |
|-----------------|-------|-------|-----------|-------|-------|-------|-------|-------|----------|----------|
| FG % 1st Half: | 11-21 | 52.4% | 2nd half: | 6-16 | 37.5% | Game: | 17-37 | 45.9% | Deatback | Rebounds |
| 3FG % 1st Half: | 3-5 | 60.0% | 2nd half: | 1-4 | 25.0% | Game: | 4-9 | 44.4% | 5 | |
| FT % 1st Half: | 6-8 | 75.0% | 2nd half: | 22-29 | 75.9% | Game: | 28-37 | 75.7% | | |

Officials: Jim Burr, John Healy, Kevin Fehr
Technical fouls: Western Carolina-None, Mississippi State-None.
Attendance: 6261

| Score by periods | 1st | 2nd | Total |
|-------------------|-----|-----|-------|
| Western Carolina | 30 | 26 | 56 |
| Mississippi State | 31 | 35 | 66 |

| | Points | In | Off | 2nd | Fast | Bench |
|-------------------|--------|-------|-----|--------|-------|-------|
| | | Paint | T/O | Chance | Break | |
| Western Carolina | 16 | 15 | 16 | 4 | 5 | 0 |
| Mississippi State | 16 | 15 | 7 | 0 | 12 | 0 |

Last FG - WCU 2nd-00:53, MS 2nd-02:52
Largest lead - WCU by 6 1st-14:42, MS by 12 2nd-02:52
WCU led for 08:30. MS led for 23:27. Game was tied for 02:03.

Score tied - 3 times.
Lead changed - 8 times.

GAME 2 Humphrey Coliseum • Starkville, MS

Mississippi State
Mississippi Valley State

89
68

Mississippi Valley 68 • 0-2

| # | Player | Total | | | 3-Ptr | | | Rebounds | | | PF | TP | A | TO | Blk | Stl | Min |
|--------|-------------------|-------|-------|------|-------|-----|-----|----------|----|----|----|----|---|----|-----|-----|-----|
| | | FG | FGA | FT | FTA | Off | Def | Total | | | | | | | | | |
| 15 | Dwain Whitfield | r | 0-0 | 0-0 | 1-2 | 1 | 2 | 3 | 2 | 1 | 0 | 0 | 0 | 0 | 17 | | |
| 32 | Ben Millsheir | r | 0-0 | 0-0 | 0-0 | 1 | 2 | 3 | 1 | 0 | 0 | 0 | 0 | 8 | | | |
| 01 | De'Angelo Pinar | g | 3-8 | 2-4 | 0-0 | 0 | 0 | 0 | 3 | 8 | 0 | 5 | 0 | 1 | 24 | | |
| 03 | Jordan Washington | g | 7-14 | 3-7 | 1-1 | 0 | 0 | 0 | 3 | 16 | 1 | 2 | 0 | 27 | | | |
| 24 | Isaac Williams | g | 4-14 | 1-5 | 2-2 | 2 | 2 | 4 | 1 | 11 | 2 | 2 | 0 | 24 | | | |
| 00 | Vacha Vaughn | g | 0-1 | 0-0 | 0-1 | 1 | 4 | 5 | 0 | 0 | 1 | 0 | 1 | 24 | | | |
| 03 | Billy Jackson | g | 1-3 | 0-2 | 0-0 | 0 | 0 | 0 | 0 | 2 | 0 | 1 | 0 | 9 | | | |
| 06 | Jeffrey Simmons | g | 2-8 | 0-1 | 2-2 | 1 | 1 | 2 | 0 | 6 | 3 | 1 | 0 | 18 | | | |
| 10 | Tyler Corley | g | 5-18 | 2-8 | 5-6 | 2 | 1 | 3 | 1 | 17 | 2 | 3 | 0 | 31 | | | |
| 11 | Rakwan Kelly | g | 2-6 | 0-0 | 1-4 | 0 | 0 | 0 | 3 | 5 | 1 | 0 | 0 | 16 | | | |
| 13 | Charles Bargman | g | 0-2 | 0-1 | 0-0 | 0 | 0 | 0 | 2 | 0 | 2 | 1 | 0 | 12 | | | |
| | Team | | | | | 4 | 1 | 5 | | | | | | | | | |
| Totals | | | 24-68 | 8-28 | 12-18 | 12 | 13 | 25 | 21 | 68 | 12 | 16 | 0 | 16 | 200 | | |

| | | | | | | | | | | |
|-----------------|-------|-------|-----------|-------|-------|-------|-------|-------|----------|----------|
| FG % 1st Half: | 12-35 | 34.3% | 2nd half: | 12-33 | 36.4% | Game: | 24-68 | 35.3% | Deatback | Rebounds |
| 3FG % 1st Half: | 6-17 | 35.3% | 2nd half: | 2-11 | 18.2% | Game: | 8-28 | 28.6% | 3 | |
| FT % 1st Half: | 4-7 | 57.1% | 2nd half: | 8-11 | 72.7% | Game: | 12-18 | 66.7% | | |

Mississippi State 89 • 2-0

| # | Player | Total | | | 3-Ptr | | | Rebounds | | | PF | TP | A | TO | Blk | Stl | Min |
|--------|-------------------|-------|-------|------|-------|-----|-----|----------|----|----|----|----|---|----|-----|-----|-----|
| | | FG | FGA | FT | FTA | Off | Def | Total | | | | | | | | | |
| 20 | Gavin Ware | r | 9-11 | 0-0 | 1-1 | 4 | 4 | 8 | 2 | 19 | 1 | 0 | 3 | 0 | 23 | | |
| 25 | Roquez Johnson | g | 9-10 | 0-0 | 2-4 | 3 | 2 | 5 | 3 | 20 | 2 | 2 | 1 | 0 | 23 | | |
| 01 | Fred Thomas | g | 4-7 | 3-4 | 6-8 | 0 | 6 | 6 | 2 | 17 | 2 | 6 | 2 | 0 | 30 | | |
| 03 | Trivante Bloodman | g | 4-5 | 0-1 | 3-4 | 0 | 3 | 3 | 3 | 11 | 7 | 4 | 0 | 4 | 30 | | |
| 23 | Travis Daniels | g | 2-6 | 1-5 | 5-7 | 1 | 5 | 6 | 0 | 10 | 2 | 3 | 0 | 26 | | | |
| 00 | Maurice Dunlap | g | 0-5 | 0-2 | 5-6 | 1 | 1 | 2 | 1 | 5 | 1 | 3 | 0 | 1 | 16 | | |
| 02 | Demetrius Houston | g | 2-6 | 0-2 | 0-0 | 0 | 0 | 0 | 7 | 1 | 4 | 0 | 2 | 1 | 20 | | |
| 05 | Isaiah Butler | g | 0-1 | 0-1 | 0-0 | 0 | 0 | 0 | 0 | 0 | 0 | 1 | 0 | 3 | | | |
| 10 | Jeffery Johnson | g | 0-0 | 0-0 | 0-0 | 0 | 1 | 1 | 0 | 0 | 0 | 1 | 0 | 3 | | | |
| 22 | Fallou Ndoye | g | 1-1 | 0-0 | 1-2 | 0 | 2 | 2 | 2 | 3 | 1 | 1 | 0 | 17 | | | |
| 33 | Oliver Black | g | 0-0 | 0-0 | 0-0 | 2 | 3 | 5 | 3 | 0 | 0 | 3 | 0 | 9 | | | |
| | Team | | | | | 1 | 1 | 2 | | | | | | | | | |
| Totals | | | 31-52 | 4-15 | 23-32 | 12 | 35 | 47 | 17 | 89 | 16 | 26 | 6 | 6 | 200 | | |

| | | | | | | | | | | |
|-----------------|-------|-------|-----------|-------|-------|-------|-------|-------|----------|----------|
| FG % 1st Half: | 20-29 | 69.0% | 2nd half: | 11-23 | 47.8% | Game: | 31-52 | 59.6% | Deatback | Rebounds |
| 3FG % 1st Half: | 3-6 | 50.0% | 2nd half: | 1-9 | 11.1% | Game: | 4-15 | 26.7% | 5 | |
| FT % 1st Half: | 15-21 | 71.4% | 2nd half: | 8-11 | 72.7% | Game: | 23-32 | 71.9% | | |

Officials: Vladimir Voyard-Tadaj, Jacyn Gobie, Brent Hampton
Technical fouls: Mississippi Valley-None, Mississippi State-Fred Thomas.
Attendance: 6065
Flagrant 1 on MVSSU #2 at 16:06 of 1st half

| Score by periods | 1st | 2nd | Total |
|--------------------|-----|-----|-------|
| Mississippi Valley | 34 | 34 | 68 |
| Mississippi State | 58 | 31 | 89 |

| | Points | In | Off | 2nd | Fast | Bench |
|--------------------|--------|-------|-----|--------|-------|-------|
| | | Paint | T/O | Chance | Break | |
| Mississippi Valley | 28 | 26 | 6 | 10 | 30 | 0 |
| Mississippi State | 50 | 26 | 13 | 12 | 12 | 0 |

Mississippi State ushered in its 103th season of basketball Friday by knocking off Western Carolina, 66-56. And in the process, the Bulldogs collected their 400th win at Humphrey Coliseum.

Roquez Johnson paced MSU with 16 points, while Fred Thomas added 15. Gavin Ware recorded his 10th-career double-double with 14 points and 10 rebounds.

Mississippi State went into the break up 31-30 on a putback by Ware at the buzzer.

The Bulldogs jumped out to the quick 4-0 lead, but the Catamounts hit a couple of 3-pointers to take an 18-15 advantage.

MSU responded, however, when Dunlap drained back-to-back treys to put his team up.

At the half, the Bulldogs led, 35-26.

Mississippi State opened up the second half with an 8-2 run to extend its lead to 39-32. The Catamounts would cut the Bulldogs lead to five, but a pair of free throws by Thomas and a jumper by Travis Daniels put the Bulldogs up seven at the halfway mark.

MSU pushed its lead to double digits for the first time at 57-47 thanks to a pair of free throws from Johnson. WCU would cut it as close as six in the final moments of the game, but clutch free throw shooting by the Bulldogs would seal the contest.

Fred Thomas scored 17 points on 4-of-7 shooting, with three 3-point baskets as MSU rolled past Mississippi Valley State, 89-68.

MSU shot 59.6 percent from the floor and held a plus-22 rebounding advantage.

Travis Daniels hit a 3-point basket and Fred Thomas followed with back-to-back 3's as MSU quickly built an 11-5 advantage. The lead was stretched to 13 at 21-8 when Thomas hit four free throws on one possession after a flagrant foul.

A layup by Trivante Bloodman ran the lead to 25-8 with 14:35 left in the first half.

MSU shot 69.0 percent in the opening half and led 58-34 at halftime.

In the second half, MSU stretched the lead to 73-40 after back-to-back baskets by Roquez Johnson. Johnson joined Ware in the dominance of the inside game, as he led the Bulldogs with a game-high 20 points.

For the contest, the Bulldogs hit 31 of 52 shots from the field (59.6 percent), 4 of 15 shots from 3-point range (26.7 percent) and 23 of 32 shots from the foul line (71.9 percent). The Delta Devils hit 24 of 68 shots from the field (35.3 percent), 8 of 28 shots from 3-point range (28.6 percent) and 12 of 18 shots from the foul line (66.7 percent).

MSU held a 47-25 rebounding advantage.



GAME 3 Humphrey Coliseum • Starkville, MS

Mississippi State 71
Utah State 63

Utah State 63 • 3-1

| # | Player | FG-FGA | 3-Ptr | Rebounds | | | PF | TP | A | TO | Blk | Stl | Min | | |
|-----------------|-----------------|-------------|-------|-----------------------|-------|-------------------|----|----|----|----|-----|-----|-----|---------------------|-----|
| | | | | FG-FGA | 3-Ptr | FT-FTA | | | | | | | | Off | Def |
| 13 | COLLETTE, David | f 3-5 | 0-0 | 0-0 | 0 | 0 | 0 | 4 | 6 | 3 | 1 | 2 | 0 | 24 | |
| 02 | PERKINS, Darius | g 5-14 | 4-11 | 0-1 | 0 | 2 | 2 | 3 | 14 | 1 | 5 | 0 | 2 | 31 | |
| 14 | MOORE, Jalen | g 5-10 | 1-5 | 2-2 | 0 | 3 | 3 | 13 | 1 | 1 | 0 | 0 | 0 | 29 | |
| 24 | McGLASTON, Jojo | g 2-4 | 2-3 | 3-4 | 0 | 1 | 1 | 0 | 9 | 2 | 1 | 0 | 0 | 21 | |
| 34 | SMITH, Chris | g 3-7 | 3-6 | 5-6 | 1 | 3 | 4 | 2 | 14 | 2 | 0 | 0 | 0 | 33 | |
| 00 | CURETON, Trace | 0-0 | 0-0 | 1-2 | 0 | 0 | 0 | 0 | 11 | 0 | 1 | 0 | 0 | 7 | |
| 01 | NOMA/AEA, Viko | 0-0 | 0-0 | 0-0 | 0 | 0 | 0 | 0 | 1 | 0 | 0 | 0 | 1 | 0 | |
| 05 | PEARRE, Julien | 0-3 | 0-2 | 0-0 | 0 | 2 | 2 | 1 | 0 | 0 | 0 | 0 | 2 | 19 | |
| 20 | BOLTON, Henry | 1-1 | 0-0 | 0-0 | 0 | 0 | 0 | 1 | 2 | 0 | 4 | 0 | 2 | 8 | |
| 30 | HARRIS, Sean | 0-1 | 0-0 | 0-0 | 0 | 1 | 1 | 2 | 0 | 0 | 0 | 1 | 0 | 17 | |
| 50 | JONES, Elston | 1-1 | 0-0 | 2-2 | 2 | 1 | 3 | 4 | 4 | 2 | 0 | 1 | 1 | 10 | |
| Team | | | | | | 2 | | 3 | | 5 | | | | | |
| Totals | | 20-47 | | 10-27 | | 13-17 | | 15 | | 16 | | 21 | | 200 | |
| FG % 1st Half: | | 10-20 50.0% | | 2nd half: 10-27 37.0% | | Game: 20-47 42.6% | | | | | | | | Deadboll Rebounds 3 | |
| 3FG % 1st Half: | | 7-14 50.0% | | 2nd half: 3-13 23.1% | | Game: 10-27 37.0% | | | | | | | | | |
| FT % 1st Half: | | 11-15 73.3% | | 2nd half: 2-2 100.0% | | Game: 13-17 76.5% | | | | | | | | | |

Mississippi State 71 • 3-0

| # | Player | FG-FGA | 3-Ptr | Rebounds | | | PF | TP | A | TO | Blk | Stl | Min | | |
|-----------------|-------------------|-------------|-------|-----------------------|-------|-------------------|----|----|----|----|-----|-----|-----|---------------------|-----|
| | | | | FG-FGA | 3-Ptr | FT-FTA | | | | | | | | Off | Def |
| 20 | Gavin Ware | f 6-7 | 0-0 | 0-0 | 3 | 5 | 8 | 3 | 12 | 0 | 1 | 2 | 0 | 23 | |
| 25 | Roquez Johnson | f 6-12 | 0-0 | 3-5 | 4 | 0 | 4 | 0 | 15 | 1 | 1 | 0 | 2 | 35 | |
| 01 | Fred Thomas | g 4-12 | 2-5 | 5-9 | 1 | 2 | 3 | 2 | 15 | 1 | 1 | 0 | 1 | 32 | |
| 00 | Trivante Bloodman | g 1-2 | 0-1 | 6-6 | 1 | 2 | 3 | 4 | 8 | 6 | 2 | 0 | 0 | 26 | |
| 23 | Travis Daniels | g 3-8 | 1-3 | 0-2 | 4 | 4 | 8 | 1 | 7 | 0 | 1 | 0 | 2 | 32 | |
| 00 | Maurice Dunlap | 0-1 | 0-1 | 0-0 | 0 | 0 | 0 | 1 | 0 | 0 | 0 | 0 | 0 | 7 | |
| 02 | Demetrius Houston | 1-5 | 1-3 | 0-0 | 0 | 3 | 3 | 0 | 3 | 1 | 4 | 0 | 0 | 10 | |
| 15 | I.J. Ready | 0-2 | 0-2 | 2-2 | 0 | 2 | 2 | 2 | 3 | 0 | 0 | 2 | 15 | | |
| 22 | Fallou Ndoye | 3-3 | 0-0 | 3-3 | 2 | 0 | 2 | 2 | 9 | 0 | 2 | 0 | 0 | 17 | |
| 33 | Oliver Black | 0-0 | 0-0 | 0-0 | 0 | 0 | 0 | 0 | 0 | 0 | 0 | 0 | 0 | 3 | |
| Team | | | | | | 0 | | 5 | | | | | | | |
| Totals | | 24-52 | | 4-15 | | 19-27 | | 15 | | 23 | | 15 | | 71 | |
| FG % 1st Half: | | 11-23 47.8% | | 2nd half: 13-29 44.8% | | Game: 24-52 46.2% | | | | | | | | Deadboll Rebounds 5 | |
| 3FG % 1st Half: | | 2-6 33.3% | | 2nd half: 2-9 22.2% | | Game: 4-15 26.7% | | | | | | | | | |
| FT % 1st Half: | | 10-15 66.7% | | 2nd half: 9-12 75.0% | | Game: 19-27 70.4% | | | | | | | | | |

Officials: Mike Nance, Karl Hess, Patrick Evans
 Technical fouls: Utah State-None, Mississippi State-None.
 Attendance: 7240

| Score by periods | 1st | 2nd | Total |
|-------------------|-----|-----|-------|
| Utah State | 38 | 25 | 63 |
| Mississippi State | 34 | 37 | 71 |

| | In | Off | 2nd | Fast | Bench |
|--------|-------|-----|--------|-------|-------|
| Points | Paint | T/O | Chance | Break | |
| USU | 18 | 12 | 9 | 6 | 7 |
| MS | 30 | 11 | 14 | 4 | 14 |

GAME 4 Humphrey Coliseum • Starkville, MS

Mississippi State 59
Clayton State 46

Clayton State 46 • 4-0

| # | Player | FG-FGA | 3-Ptr | Rebounds | | | PF | TP | A | TO | Blk | Stl | Min | | |
|-----------------|-----------------|------------|-------|-----------------------|-------|-------------------|----|----|----|----|-----|-----|-----|---------------------|-----|
| | | | | FG-FGA | 3-Ptr | FT-FTA | | | | | | | | Off | Def |
| 35 | Patrick Bell | f 0-2 | 0-0 | 0-0 | 1 | 1 | 2 | 4 | 0 | 0 | 1 | 1 | 0 | 19 | |
| 01 | JC Bonny | g 5-8 | 0-0 | 3-8 | 1 | 1 | 2 | 2 | 13 | 1 | 2 | 0 | 1 | 29 | |
| 04 | Kelsey Terry | g 1-5 | 1-5 | 3-7 | 1 | 4 | 5 | 2 | 14 | 1 | 1 | 0 | 3 | 33 | |
| 11 | Dariz Bennamon | g 3-8 | 2-5 | 0-0 | 0 | 2 | 2 | 3 | 8 | 1 | 0 | 0 | 1 | 33 | |
| 15 | Kendall Joseph | g 1-3 | 0-3 | 0-0 | 1 | 5 | 6 | 2 | 2 | 1 | 2 | 0 | 0 | 26 | |
| 03 | SirDarius Henry | g 1-3 | 1-3 | 0-0 | 0 | 0 | 0 | 3 | 0 | 0 | 1 | 0 | 11 | | |
| 10 | Saiquan Terry | 1-6 | 0-4 | 0-0 | 0 | 0 | 0 | 2 | 1 | 1 | 0 | 1 | 19 | | |
| 21 | Malique Gibbons | 1-2 | 0-1 | 0-0 | 0 | 2 | 2 | 1 | 2 | 0 | 1 | 0 | 5 | | |
| 41 | Gideon Oji | 1-3 | 0-0 | 0-0 | 2 | 3 | 5 | 2 | 0 | 2 | 2 | 0 | 25 | | |
| Team | | | | | | 4 | | 2 | | 6 | | 6 | | 20 | |
| Totals | | 19-52 | | 4-21 | | 6-15 | | 10 | | 20 | | 30 | | 46 | |
| FG % 1st Half: | | 8-26 30.8% | | 2nd half: 10-26 38.5% | | Game: 19-52 36.6% | | | | | | | | Deadboll Rebounds 4 | |
| 3FG % 1st Half: | | 2-12 16.7% | | 2nd half: 2-9 22.2% | | Game: 4-21 19.0% | | | | | | | | | |
| FT % 1st Half: | | 0-1 0.0% | | 2nd half: 6-14 42.9% | | Game: 6-15 40.0% | | | | | | | | | |

Mississippi State 59 • 4-0

| # | Player | FG-FGA | 3-Ptr | Rebounds | | | PF | TP | A | TO | Blk | Stl | Min | | |
|-----------------|-------------------|-------------|-------|-----------------------|-------|-------------------|----|----|----|----|-----|-----|-----|---------------------|-----|
| | | | | FG-FGA | 3-Ptr | FT-FTA | | | | | | | | Off | Def |
| 20 | Gavin Ware | f 2-8 | 0-0 | 7-8 | 2 | 5 | 7 | 2 | 11 | 0 | 0 | 1 | 0 | 22 | |
| 25 | Roquez Johnson | f 7-13 | 0-0 | 1-2 | 6 | 2 | 8 | 1 | 15 | 0 | 1 | 0 | 2 | 27 | |
| 01 | Fred Thomas | g 2-6 | 0-2 | 1-1 | 0 | 2 | 2 | 3 | 5 | 0 | 2 | 1 | 5 | 25 | |
| 00 | Trivante Bloodman | g 2-4 | 0-1 | 8-8 | 1 | 1 | 2 | 1 | 12 | 2 | 2 | 0 | 1 | 24 | |
| 23 | Travis Daniels | g 1-3 | 0-1 | 0-0 | 1 | 4 | 5 | 1 | 2 | 1 | 0 | 1 | 0 | 21 | |
| 00 | Maurice Dunlap | 2-4 | 0-1 | 0-0 | 0 | 0 | 0 | 2 | 4 | 0 | 0 | 0 | 1 | 12 | |
| 02 | Demetrius Houston | 0-5 | 0-0 | 0-0 | 2 | 3 | 5 | 3 | 0 | 0 | 2 | 0 | 0 | 19 | |
| 15 | I.J. Ready | 0-2 | 0-2 | 2-3 | 0 | 2 | 2 | 1 | 2 | 2 | 1 | 0 | 2 | 19 | |
| 22 | Fallou Ndoye | 2-3 | 0-0 | 1-2 | 1 | 4 | 5 | 2 | 5 | 0 | 2 | 1 | 0 | 18 | |
| 33 | Oliver Black | 1-2 | 0-0 | 1-3 | 0 | 4 | 4 | 0 | 3 | 0 | 1 | 0 | 0 | 13 | |
| Team | | | | | | 1 | | 2 | | 3 | | | | | |
| Totals | | 19-50 | | 0-7 | | 21-27 | | 14 | | 29 | | 43 | | 59 | |
| FG % 1st Half: | | 10-32 31.3% | | 2nd half: 9-18 50.0% | | Game: 19-50 38.0% | | | | | | | | Deadboll Rebounds 3 | |
| 3FG % 1st Half: | | 0-6 0.0% | | 2nd half: 0-1 0.0% | | Game: 0-7 0.0% | | | | | | | | | |
| FT % 1st Half: | | 9-12 75.0% | | 2nd half: 10-18 80.0% | | Game: 21-27 77.8% | | | | | | | | | |

Officials: Anthony Jordan, Ken Washington, Orlando Poole
 Technical fouls: Clayton State-None, Mississippi State-None.
 Attendance: #000
 Clayton State can not count this as a real game, although MSU can.

| Score by periods | 1st | 2nd | Total |
|-------------------|-----|-----|-------|
| Clayton State | 18 | 28 | 46 |
| Mississippi State | 29 | 30 | 59 |

| | In | Off | 2nd | Fast | Bench |
|--------|-------|-----|--------|-------|-------|
| Points | Paint | T/O | Chance | Break | |
| MSU | 26 | 12 | 15 | 4 | 9 |
| CSU | 38 | 16 | 7 | 12 | 14 |

Last FG - CST 2nd-00:52, MS 2nd-01:30.
 Largest lead - CST by 2 1st-18:18, MS by 20 2nd-00:05.
 CST led for 00:53, MS led for 36:07. Game was tied for 02:58.

Score tied - 3 times.
 Lead changed - 1 time.

Behind 15-point efforts from both Fred Thomas and Roquez Johnson, Mississippi State rallied in the second half to beat Utah State 71-63.

In a game that featured 18 lead changes and 9 ties, the Bulldogs found themselves trailing 38-34 at the break.

The Aggies quickly extended the lead to 41-34 on a 3-pointer by Chris Smith, but the Bulldogs slowly chipped away and went up 42-41 on a 3-pointer by Thomas.

For the next 12 minutes, the lead continued to change hands. But with 5:38 to play, a dunk by Gavin Ware gave the Bulldogs a 59-58 advantage, one it never relinquished. Ware rounded out the double-digit scoring for MSU with 12 points to go along with his 8 rebounds.

MSU, which dominated the boards 38-21, was clutch down the stretch at the free throw line. In the final three minutes, the Bulldogs were 8 of 8 at the charity stripe, thanks to a 6-for-6 effort by Trivante Bloodman.

Mississippi State made 24 of its 52 shots, including a 4-of-15 mark beyond the arc. The Aggies were 20 of 47 shooting, and after making 7 of their 14 attempts from long range in the first half, they were just 3 of 13 in the final 20 minutes.

Chris Smith and Darius Perkins paced Utah State with 14 points each, while Jalen Moore added 13.

Roquez Johnson led Mississippi State with 15 points in a 59-46 win against Clayton State.

MSU shot a season-low 38.0 percent from the field but rode a plus-13 advantage to the easy victory. MSU led by as many as 20 midway through the game's second half.

Johnson was followed in the scoring column by Trivante Bloodman with 12 points and Gavin Ware with 11. Johnson had a team-high eight rebounds, while Ware had seven rebounds.

MSU built an early 11-4 lead before Clayton State rallied for an 11-11 tie. The Bulldogs took the lead for good at 15-13 on a basket by Johnson. It would eventually be a 12-0 run for MSU and a 29-15 lead with 2:56 left in the half.

Clayton State only had one field goal over the final 7:39 as MSU led 29-18 at halftime.

The Bulldogs stretched the lead to 16 early in the second half. The Lakers closed within nine points at 37-28. MSU followed with an 11-0 run to remove all doubt from the contest.

For the contest, the Bulldogs hit 19 of 50 shots from the field (38.0 percent), 0 of 7 shots from 3-point range (0.0 percent) and 21 of 27 shots from the foul line (77.8 percent). The Lakers hit 18 of 52 shots from the field (34.6 percent), 4 of 21 shots from 3-point range (19.0 percent) and 6 of 15 shots from the foul line (40.0 percent).



2014-15 RECAPS

GAME 5 American Bank Center • Corpus Christi, Texas

Mississippi State St. Louis

75
50

Mississippi State 75 - 50

| # | Player | Total | | | 3-Pr | | | Rebounds | | | PF | TP | A | TO | Blk | Stl | Min |
|-----------------|-------------------|-------|-------|-----------|-------|-------|-------|----------|-------|----|----|----|---|----|-----|-----|----------|
| | | FG | FGA | FT | FTA | Off | Def | Total | | | | | | | | | |
| 20 | Gavin Ware | 1 | 8-11 | 0-0 | 0-0 | 1 | 4 | 5 | 3 | 16 | 1 | 2 | 3 | 0 | 0 | 25 | |
| 25 | Rodquez Johnson | 1 | 2-4 | 0-0 | 1-2 | 1 | 4 | 5 | 0 | 5 | 1 | 2 | 0 | 0 | 0 | 26 | |
| 01 | Fred Thomas | g | 4-6 | 3-5 | 3-3 | 0 | 3 | 3 | 2 | 14 | 2 | 1 | 0 | 0 | 0 | 21 | |
| 00 | Trivante Bloodman | g | 2-3 | 0-0 | 1-1 | 0 | 3 | 3 | 1 | 5 | 3 | 0 | 0 | 1 | 0 | 21 | |
| 23 | Travis Daniels | g | 8-11 | 4-5 | 1-1 | 2 | 4 | 6 | 0 | 1 | 0 | 1 | 0 | 0 | 0 | 20 | |
| 00 | Maurice Duntlap | g | 1-4 | 0-3 | 0-0 | 0 | 1 | 1 | 1 | 2 | 0 | 0 | 0 | 0 | 0 | 8 | |
| 02 | Demetrius Houston | g | 2-5 | 0-1 | 0-0 | 1 | 2 | 3 | 0 | 4 | 1 | 0 | 1 | 1 | 0 | 12 | |
| 05 | Isaiah Butler | g | 0-0 | 0-0 | 0-0 | 0 | 0 | 0 | 0 | 0 | 0 | 1 | 0 | 0 | 0 | 1 | |
| 10 | Jeffery Johnson | g | 0-0 | 0-0 | 0-0 | 0 | 0 | 0 | 0 | 0 | 0 | 0 | 0 | 0 | 0 | 1 | |
| 15 | I.J. Ready | g | 2-6 | 1-3 | 0-0 | 0 | 2 | 2 | 0 | 5 | 0 | 0 | 0 | 0 | 1 | 21 | |
| 22 | Fallou Ndoye | g | 1-2 | 0-0 | 0-0 | 0 | 2 | 2 | 5 | 2 | 0 | 0 | 0 | 0 | 1 | 13 | |
| 32 | Craig Sword | g | 0-0 | 0-0 | 0-0 | 0 | 2 | 2 | 2 | 0 | 1 | 3 | 1 | 0 | 0 | 11 | |
| 33 | Oliver Black | g | 0-2 | 0-0 | 1-2 | 3 | 1 | 4 | 2 | 1 | 1 | 1 | 0 | 0 | 0 | 17 | |
| Team | | | | | | | 0 | 3 | 3 | | | | | | | | |
| Totals | | | 30-54 | 8-17 | 7-9 | 8 | 31 | 39 | 16 | 75 | 17 | 14 | 5 | 4 | 0 | 200 | |
| FG % 1st Half: | | 14-22 | 63.6% | 2nd half: | 16-32 | 50.0% | Game: | 30-54 | 55.6% | | | | | | | | Deadb |
| 3FG % 1st Half: | | 4-5 | 80.0% | 2nd half: | 4-12 | 33.3% | Game: | 8-17 | 47.1% | | | | | | | | Rebounds |
| FT % 1st Half: | | 5-6 | 83.3% | 2nd half: | 2-3 | 66.7% | Game: | 7-9 | 77.8% | | | | | | | | 2 |

St. Louis 50 - 32

| # | Player | Total | | | 3-Pr | | | Rebounds | | | PF | TP | A | TO | Blk | Stl | Min |
|-----------------|------------------|-------|-------|-----------|------|-------|-------|----------|-------|----|----|----|---|----|-----|-----|----------|
| | | FG | FGA | FT | FTA | Off | Def | Total | | | | | | | | | |
| 15 | LANCONA, Tanner | 1 | 1-5 | 0-2 | 0-0 | 1 | 1 | 2 | 0 | 2 | 0 | 0 | 0 | 0 | 0 | 14 | |
| 54 | MANNING, John | g | 0-4 | 0-0 | 0-0 | 1 | 0 | 1 | 0 | 2 | 1 | 1 | 1 | 0 | 0 | 15 | |
| 02 | MCBROOM, Austin | g | 4-13 | 2-7 | 0-0 | 0 | 3 | 3 | 1 | 10 | 1 | 1 | 0 | 0 | 0 | 27 | |
| 03 | YACOUBOU, Ash | g | 4-6 | 0-1 | 0-2 | 1 | 2 | 3 | 2 | 8 | 0 | 2 | 0 | 0 | 0 | 17 | |
| 05 | ROBY, Davell | g | 1-3 | 1-3 | 0-2 | 0 | 1 | 1 | 1 | 3 | 0 | 1 | 0 | 0 | 0 | 13 | |
| 00 | BARTLEY, Marcus | g | 1-3 | 1-2 | 0-0 | 0 | 2 | 2 | 1 | 3 | 2 | 1 | 0 | 0 | 0 | 22 | |
| 04 | YARBROUGH, Mike | g | 3-9 | 0-0 | 1-3 | 1 | 0 | 1 | 4 | 7 | 0 | 0 | 1 | 2 | 0 | 22 | |
| 11 | REYNOLDS, Miles | g | 0-3 | 0-1 | 2-4 | 0 | 3 | 3 | 1 | 2 | 0 | 1 | 0 | 0 | 0 | 13 | |
| 14 | JOLLY, Brett | g | 2-3 | 1-2 | 0-0 | 0 | 1 | 1 | 2 | 5 | 0 | 1 | 1 | 0 | 0 | 16 | |
| 25 | GILLMANN, Austin | g | 0-1 | 0-0 | 0-0 | 1 | 1 | 2 | 0 | 0 | 0 | 0 | 0 | 0 | 0 | 9 | |
| 32 | CRAWFORD, Mike | g | 1-3 | 0-2 | 0-0 | 1 | 0 | 1 | 0 | 2 | 0 | 1 | 0 | 0 | 0 | 15 | |
| 35 | AGBEKO, Reggie | g | 2-2 | 0-0 | 2-2 | 1 | 1 | 2 | 0 | 6 | 0 | 1 | 0 | 0 | 0 | 17 | |
| Team | | | | | | | 1 | 1 | 2 | | | | | | | | |
| Totals | | | 20-55 | 5-20 | 5-13 | 8 | 16 | 24 | 12 | 50 | 4 | 11 | 3 | 4 | 0 | 200 | |
| FG % 1st Half: | | 11-27 | 40.7% | 2nd half: | 9-28 | 32.1% | Game: | 20-55 | 36.4% | | | | | | | | Deadb |
| 3FG % 1st Half: | | 3-11 | 27.3% | 2nd half: | 2-9 | 22.2% | Game: | 5-20 | 25.0% | | | | | | | | Rebounds |
| FT % 1st Half: | | 2-7 | 28.6% | 2nd half: | 3-6 | 50.0% | Game: | 5-13 | 38.5% | | | | | | | | 4 |

Officials: Gene Grimshaw, Ross Collins, Jerry Scherzinger
 Technical fouls: Mississippi State-None. St. Louis-None.
 Attendance: 2350

| Score by periods | 1st | 2nd | Total |
|-------------------|-----|-----|-------|
| Mississippi State | 37 | 38 | 75 |
| St. Louis | 27 | 23 | 50 |

| Points | In | Off | 2nd | Fast | Bench |
|--------|-------|-----|--------|-------|-------|
| | Paint | TOT | Chance | Break | |
| MS | 24 | 13 | 6 | 0 | 25 |
| SLU | 24 | 11 | 6 | 0 | 25 |

GAME 6 American Bank Center • Corpus Christi, Texas

TCU Mississippi State

61
52

Mississippi State 52 - 51

| # | Player | Total | | | 3-Pr | | | Rebounds | | | PF | TP | A | TO | Blk | Stl | Min |
|-----------------|-------------------|-------|-------|-----------|-------|-------|-------|----------|-------|----|----|----|---|----|-----|-----|----------|
| | | FG | FGA | FT | FTA | Off | Def | Total | | | | | | | | | |
| 20 | Gavin Ware | 1 | 3-12 | 0-0 | 5-6 | 2 | 2 | 4 | 5 | 11 | 0 | 3 | 1 | 0 | 0 | 29 | |
| 25 | Rodquez Johnson | 1 | 1-4 | 0-0 | 0-0 | 1 | 1 | 2 | 3 | 2 | 1 | 2 | 0 | 1 | 0 | 18 | |
| 01 | Fred Thomas | g | 5-10 | 3-6 | 1-2 | 1 | 3 | 4 | 3 | 14 | 0 | 0 | 1 | 3 | 0 | 26 | |
| 00 | Trivante Bloodman | g | 4-6 | 0-0 | 3-5 | 1 | 0 | 1 | 3 | 11 | 0 | 3 | 0 | 2 | 0 | 26 | |
| 23 | Travis Daniels | g | 2-5 | 0-0 | 1-3 | 1 | 4 | 5 | 4 | 5 | 1 | 1 | 0 | 1 | 0 | 28 | |
| 00 | Maurice Duntlap | g | 0-0 | 0-0 | 0-0 | 0 | 0 | 0 | 0 | 0 | 0 | 0 | 0 | 0 | 0 | 1 | |
| 02 | Demetrius Houston | g | 1-3 | 0-1 | 1-2 | 0 | 3 | 3 | 0 | 3 | 0 | 1 | 0 | 1 | 0 | 16 | |
| 15 | I.J. Ready | g | 2-5 | 0-2 | 0-1 | 1 | 0 | 1 | 0 | 4 | 1 | 1 | 0 | 2 | 0 | 19 | |
| 22 | Fallou Ndoye | g | 1-4 | 0-0 | 0-1 | 4 | 1 | 5 | 5 | 2 | 0 | 1 | 1 | 0 | 0 | 20 | |
| 32 | Craig Sword | g | 0-3 | 0-1 | 0-0 | 0 | 2 | 2 | 0 | 0 | 0 | 0 | 0 | 0 | 0 | 11 | |
| 33 | Oliver Black | g | 0-0 | 0-0 | 0-0 | 0 | 0 | 0 | 2 | 0 | 0 | 0 | 0 | 0 | 0 | 6 | |
| Team | | | | | | | 2 | 4 | 6 | | | | | | | | |
| Totals | | | 19-52 | 3-10 | 11-20 | 10 | 27 | 37 | 25 | 52 | 3 | 12 | 3 | 10 | 0 | 200 | |
| FG % 1st Half: | | 7-23 | 30.4% | 2nd half: | 12-29 | 41.4% | Game: | 19-52 | 36.5% | | | | | | | | Deadb |
| 3FG % 1st Half: | | 0-3 | 0.0% | 2nd half: | 3-7 | 42.9% | Game: | 3-10 | 30.0% | | | | | | | | Rebounds |
| FT % 1st Half: | | 7-11 | 63.6% | 2nd half: | 4-9 | 44.4% | Game: | 11-20 | 55.0% | | | | | | | | 2.1 |

TCU 61 - 70

| # | Player | Total | | | 3-Pr | | | Rebounds | | | PF | TP | A | TO | Blk | Stl | Min |
|-----------------|-------------------|-------|-------|-----------|-------|-------|-------|----------|-------|----|----|----|---|----|-----|-----|----------|
| | | FG | FGA | FT | FTA | Off | Def | Total | | | | | | | | | |
| 11 | Parrish, Brandon | 1 | 2-6 | 0-2 | 0-0 | 1 | 0 | 1 | 0 | 4 | 0 | 0 | 1 | 0 | 0 | 15 | |
| 33 | Washburn, Chris | 1 | 4-6 | 0-1 | 4-11 | 2 | 6 | 8 | 2 | 12 | 3 | 1 | 1 | 0 | 0 | 34 | |
| 14 | Shepherd, Karviar | g | 0-2 | 0-1 | 1-2 | 0 | 3 | 3 | 3 | 1 | 2 | 0 | 0 | 0 | 0 | 22 | |
| 05 | Anderson, Kyan | g | 1-1 | 0-0 | 0-0 | 0 | 0 | 0 | 5 | 2 | 2 | 2 | 0 | 0 | 0 | 17 | |
| 32 | Ziegler, Troy | g | 2-5 | 0-0 | 4-6 | 1 | 3 | 4 | 3 | 8 | 2 | 3 | 0 | 0 | 0 | 32 | |
| 01 | Collins, Chauncey | g | 1-7 | 0-5 | 3-3 | 0 | 2 | 2 | 2 | 5 | 1 | 2 | 0 | 0 | 0 | 20 | |
| 04 | Fields, Amric | g | 5-8 | 0-1 | 1-2 | 1 | 1 | 2 | 2 | 11 | 0 | 2 | 1 | 1 | 0 | 17 | |
| 21 | Price, Hudson | g | 2-2 | 1-1 | 0-0 | 0 | 1 | 1 | 1 | 5 | 2 | 2 | 0 | 0 | 0 | 10 | |
| 22 | Kabadyundi, Link | g | 0-0 | 0-0 | 0-0 | 0 | 0 | 0 | 0 | 0 | 0 | 0 | 0 | 0 | 0 | 0 | |
| 25 | Abrun, Devontia | g | 1-7 | 0-0 | 1-2 | 1 | 2 | 3 | 1 | 3 | 0 | 0 | 0 | 1 | 0 | 15 | |
| 34 | Williams, Kenneth | g | 4-7 | 1-1 | 1-3 | 3 | 8 | 11 | 1 | 10 | 0 | 1 | 0 | 0 | 0 | 28 | |
| Team | | | | | | | 1 | 1 | 2 | | | | | | | | |
| Totals | | | 22-45 | 2-12 | 15-29 | 10 | 27 | 37 | 20 | 61 | 12 | 15 | 2 | 3 | 0 | 200 | |
| FG % 1st Half: | | 12-21 | 57.1% | 2nd half: | 10-24 | 41.7% | Game: | 22-45 | 48.9% | | | | | | | | Deadb |
| 3FG % 1st Half: | | 2-6 | 33.3% | 2nd half: | 0-6 | 0.0% | Game: | 2-12 | 16.7% | | | | | | | | Rebounds |
| FT % 1st Half: | | 4-10 | 40.0% | 2nd half: | 11-19 | 57.9% | Game: | 15-29 | 51.7% | | | | | | | | 6 |

Officials: Jon Campbell, Todd Austin, Dave Cusick
 Technical fouls: Mississippi State-None. TCU-None.
 Attendance: 2687

| Score by periods | 1st | 2nd | Total |
|-------------------|-----|-----|-------|
| Mississippi State | 21 | 31 | 52 |
| TCU | 30 | 31 | 61 |

| Points | In | Off | 2nd | Fast | Bench |
|--------|-------|-----|--------|-------|-------|
| | Paint | TOT | Chance | Break | |
| MS | 26 | 12 | 6 | 6 | 9 |
| TCU | 28 | 11 | 14 | 0 | 34 |

Mississippi State found the road to its liking in beating St. Louis 75-50 in the Corpus Christi Coastal Challenge.

The Bulldogs shot 55.6 percent from the floor and were never threatened after scoring the game's first nine points.

MSU began the offensive assault early. Fred Thomas hit two 3-points and Travis Daniels hit another as the Bulldogs sprouted to a 9-0 lead less than three minutes into the contest.

It was the beginning of a big night for red-shirt junior Daniels, who hit 8-of-11 shots from the field, including 4-of-5 shots from 3-point range, for a career-high 21 points.

The Bulldogs pushed the lead to 26-13 on three consecutive baskets from Gavin Ware.

St. Louis ended the half on a 9-1 run to pull within 37-27 at the intermission.

The Billikens pulled within seven at 42-35 with 16:54 left in the contest. MSU followed with an 18-2 run to open a 60-37 advantage with 8:50 left in the contest.

The Bulldogs also got a lift from junior Craig Sword, who played for the first time this season. While Sword did not score in the contest, the Bulldogs' leading scorer from a year ago logged 11 minutes.

A tough night offensively led to the end of Mississippi State's season-opening win streak in a 61-52 loss to TCU in the championship game of the Corpus Christi Coastal Classic.

Fred Thomas led the Bulldogs with 14 points on 5-of-10 shooting, including a 3-of-6 night from 3-point range. Trivante Bloodman and Gavin Ware were also in double figures with 11 points.

MSU started cold, managing one field goal over the first seven minutes of play. Yet, it erased a 7-2 deficit by scoring the game's next six points. The lead went back and forth several times with the Bulldogs going ahead 19-17 on an I.J. Ready layup with 3:30 left.

From there, MSU managed one field goal the rest of the half and trailed 30-21 at the break.

The Horned Frogs scored the first two baskets of the second half and stretched the lead to 34-21. MSU answered with back-to-back baskets from Fallou Ndoye and Fred Thomas. The Horned Frogs ran the lead back to 12 points at 43-31 with 12:41 left.

The Bulldogs mounted one last threat and pulled within five at 50-45 on a Thomas 3-point basket 3:38 left in the game. MSU missed two front end of one-plus-one opportunities and that made the comeback more difficult.



GAME 7 Devlin Fieldhouse • New Orleans, La.

Tulane **59**
Mississippi State **54**

Mississippi State 54 • 5-2

| # | Player | Total | | | 3-Ptr | | | Rebounds | | PF | TP | A | TO | Blk | Stl | Min | |
|-----------------|-------------------|-------------|------|-----------|-------|-------------|-----|----------|---|-------------|----|----|----|-----|-----|----------|--|
| | | FG | FGA | FT | FTA | Off | Def | Total | | | | | | | | | |
| 20 | Gavin Ware | 4 | 10 | 0 | 0 | 3 | 2 | 1 | 3 | 2 | 11 | 0 | 1 | 2 | 0 | 22 | |
| 23 | Travis Daniels | 1 | 4 | 1 | 0 | 3 | 5 | 3 | 6 | 9 | 2 | 13 | 0 | 3 | 0 | 11 | |
| 25 | Roqueez Johnson | 1 | 5 | 0 | 0 | 1 | 1 | 5 | 6 | 2 | 10 | 0 | 3 | 0 | 1 | 34 | |
| 01 | Fred Thomas | g | 3-12 | 2-6 | 0-0 | 1 | 4 | 5 | 3 | 2 | 1 | 1 | 0 | 3 | 0 | 29 | |
| 03 | Trivante Bloodman | g | 2-7 | 0-1 | 0-2 | 1 | 1 | 2 | 4 | 4 | 5 | 1 | 0 | 1 | 0 | 32 | |
| 02 | Demetrius Houston | g | 0-1 | 0-1 | 0-0 | 0 | 0 | 0 | 2 | 0 | 0 | 2 | 0 | 0 | 0 | 18 | |
| 15 | I.J. Ready | g | 2-5 | 0-2 | 2-2 | 0 | 1 | 1 | 0 | 6 | 1 | 0 | 0 | 1 | 0 | 17 | |
| 22 | Fallou Ndoye | g | 0-0 | 0-0 | 0-0 | 0 | 2 | 2 | 2 | 17 | 0 | 1 | 0 | 0 | 0 | 16 | |
| 32 | Craig Sword | g | 0-0 | 0-0 | 0-0 | 0 | 0 | 0 | 0 | 0 | 0 | 1 | 0 | 0 | 0 | 2 | |
| 33 | Oliver Black | g | 1-1 | 0-0 | 0-0 | 0 | 0 | 0 | 1 | 2 | 0 | 0 | 0 | 0 | 0 | 6 | |
| Team | | | | | | 2 | | 4 | | | | 1 | | | | | |
| Totals | | 21-55 | | 2-13 | | 10-16 | | 10 | | 22 | | 32 | | 16 | | 54 | |
| FG % 1st Half: | | 10-26 38.5% | | 2nd half: | | 11-29 37.9% | | Game: | | 21-55 38.2% | | | | | | Dreaball | |
| 3FG % 1st Half: | | 1-7 14.3% | | 2nd half: | | 1-6 16.7% | | Game: | | 2-13 15.4% | | | | | | Rebounds | |
| FT % 1st Half: | | 5-7 71.4% | | 2nd half: | | 5-9 55.6% | | Game: | | 10-25 40.0% | | | | | | 5 | |

Tulane 59 • 7-1

| # | Player | Total | | | 3-Ptr | | | Rebounds | | PF | TP | A | TO | Blk | Stl | Min | |
|-----------------|-------------------|-------------|------|-----------|-------|-------------|-----|----------|----|-------------|----|----|----|-----|-----|----------|--|
| | | FG | FGA | FT | FTA | Off | Def | Total | | | | | | | | | |
| 15 | SMITH, Ryan | 1 | 2 | 0 | 0 | 1 | 2 | 2 | 4 | 3 | 5 | 0 | 0 | 1 | 2 | 15 | |
| 04 | DRYE, Tre | 1 | 0 | 3 | 1 | 1 | 3 | 0 | 6 | 3 | 1 | 2 | 0 | 1 | 1 | 22 | |
| 00 | DABNEY, Louis | g | 4-13 | 1-4 | 0-0 | 1 | 3 | 4 | 1 | 9 | 4 | 4 | 4 | 0 | 2 | 32 | |
| 02 | STARCK, Jonathan | g | 5-15 | 1-4 | 2-3 | 1 | 3 | 4 | 0 | 13 | 3 | 5 | 1 | 1 | 1 | 33 | |
| 01 | HOCK, Jay | g | 0-9 | 5-8 | 0-0 | 0 | 2 | 2 | 17 | 0 | 2 | 0 | 1 | 0 | 1 | 21 | |
| 01 | PINCKNEY, Keith | g | 0-1 | 0-0 | 0-0 | 0 | 0 | 0 | 0 | 0 | 0 | 0 | 0 | 0 | 0 | 6 | |
| 03 | MACK, Kajon | g | 2-2 | 0-0 | 0-0 | 0 | 1 | 1 | 4 | 4 | 0 | 2 | 0 | 0 | 0 | 15 | |
| 05 | REYNOLDS, Cameron | g | 3-5 | 0-1 | 0-0 | 2 | 1 | 3 | 2 | 6 | 1 | 0 | 0 | 0 | 0 | 12 | |
| 11 | OSETKOWSKI, Dylan | g | 1-1 | 0-0 | 2-2 | 2 | 3 | 5 | 2 | 4 | 2 | 0 | 0 | 0 | 0 | 20 | |
| 25 | HENSON, Payton | g | 0-3 | 0-1 | 0-1 | 2 | 1 | 3 | 2 | 1 | 0 | 0 | 0 | 0 | 0 | 24 | |
| Team | | | | | | 2 | | 3 | | 5 | | 3 | | | | | |
| Totals | | 23-54 | | 7-19 | | 6-11 | | 12 | | 25 | | 37 | | 16 | | 59 | |
| FG % 1st Half: | | 10-24 41.7% | | 2nd half: | | 13-30 43.3% | | Game: | | 23-54 42.6% | | | | | | Dreaball | |
| 3FG % 1st Half: | | 3-7 42.9% | | 2nd half: | | 4-12 33.3% | | Game: | | 7-19 36.8% | | | | | | Rebounds | |
| FT % 1st Half: | | 5-7 71.4% | | 2nd half: | | 1-4 25.0% | | Game: | | 6-11 54.5% | | | | | | 2 | |

Officials: Steve Olson, Ted Valentine, Mark Whitehead
 Technical fouls: Mississippi State-None, Tulane-None.
 Attendance: 1483

| Score by periods | 1st | 2nd | Total |
|-------------------|-----|-----|-------|
| Mississippi State | 25 | 29 | 54 |
| Tulane | 28 | 31 | 59 |

Last FG - MS 2nd-02:38, TLN 2nd-00:29.

Largest lead - MS by 1 at 08:43, TLN by 7 2nd-14:16.

MS led for 10:34, TLN led for 25:19. Game was tied for 04:01.

Score tied - 6 times.
 Lead changed - 10 times.

GAME 8 Gill Coliseum • Corvallis, Ore.

Oregon State **59**
Mississippi State **49**

Mississippi State 49 • 3-3

| # | Player | Total | | | 3-Ptr | | | Rebounds | | PF | TP | A | TO | Blk | Stl | Min | |
|-----------------|-------------------|------------|------|-----------|-------|------------|-----|----------|---|-------------|----|----|----|-----|-----|----------|--|
| | | FG | FGA | FT | FTA | Off | Def | Total | | | | | | | | | |
| 20 | Gavin Ware | 1 | 3 | 0 | 0 | 2 | 5 | 7 | 1 | 6 | 1 | 0 | 1 | 0 | 0 | 28 | |
| 23 | Travis Daniels | 1 | 1 | 0 | 0 | 0 | 2 | 3 | 5 | 2 | 2 | 0 | 4 | 0 | 0 | 26 | |
| 01 | Fred Thomas | g | 4-11 | 3-8 | 5-5 | 2 | 7 | 9 | 3 | 16 | 1 | 1 | 0 | 0 | 0 | 29 | |
| 03 | Trivante Bloodman | g | 1-6 | 0-2 | 3-3 | 1 | 0 | 1 | 2 | 5 | 2 | 2 | 0 | 2 | 0 | 27 | |
| 32 | Craig Sword | g | 3-8 | 2-7 | 0-1 | 0 | 3 | 3 | 3 | 8 | 1 | 6 | 0 | 1 | 1 | 31 | |
| 15 | I.J. Ready | g | 3-4 | 1-2 | 0-0 | 0 | 1 | 1 | 3 | 7 | 1 | 2 | 0 | 1 | 0 | 17 | |
| 22 | Fallou Ndoye | g | 0-0 | 0-0 | 0-0 | 0 | 1 | 1 | 0 | 0 | 0 | 0 | 0 | 0 | 0 | 12 | |
| 25 | Roqueez Johnson | g | 2-5 | 0-0 | 1-2 | 2 | 4 | 6 | 3 | 5 | 1 | 2 | 0 | 1 | 0 | 25 | |
| 33 | Oliver Black | g | 0-0 | 0-0 | 0-0 | 0 | 0 | 0 | 0 | 0 | 0 | 0 | 0 | 0 | 0 | 5 | |
| Team | | | | | | 1 | | 0 | | | | 0 | | | | | |
| Totals | | 17-49 | | 6-23 | | 9-11 | | 10 | | 24 | | 34 | | 17 | | 49 | |
| FG % 1st Half: | | 9-25 36.0% | | 2nd half: | | 8-24 33.3% | | Game: | | 17-49 34.7% | | | | | | Dreaball | |
| 3FG % 1st Half: | | 2-10 20.0% | | 2nd half: | | 4-13 30.8% | | Game: | | 6-23 26.1% | | | | | | Rebounds | |
| FT % 1st Half: | | 3-3 100.0% | | 2nd half: | | 6-8 75.0% | | Game: | | 9-11 81.8% | | | | | | 0 | |

Oregon State 59 • 6-2

| # | Player | Total | | | 3-Ptr | | | Rebounds | | PF | TP | A | TO | Blk | Stl | Min | |
|-----------------|----------------------|-------------|------|-----------|-------|-------------|-----|----------|---|-------------|----|----|----|-----|-----|----------|--|
| | | FG | FGA | FT | FTA | Off | Def | Total | | | | | | | | | |
| 14 | Gomis, Daniel | 1 | 1 | 5 | 0 | 1 | 2 | 4 | 3 | 7 | 2 | 3 | 1 | 1 | 0 | 20 | |
| 30 | Schaffenaar, Olaf | 1 | 2 | 1 | 5 | 0 | 0 | 0 | 7 | 7 | 0 | 5 | 1 | 1 | 0 | 25 | |
| 01 | Paytoni, Gary | g | 5-11 | 1-5 | 2-2 | 2 | 6 | 8 | 4 | 13 | 2 | 1 | 0 | 2 | 0 | 35 | |
| 11 | Duvivier, Malcolm | g | 1-3 | 1-3 | 0-0 | 1 | 0 | 1 | 1 | 7 | 5 | 1 | 0 | 1 | 1 | 37 | |
| 13 | Morris-Walker, Langs | g | 4-12 | 2-5 | 0-0 | 2 | 1 | 3 | 1 | 10 | 2 | 3 | 0 | 2 | 0 | 32 | |
| 04 | Robbins, Victor | g | 1-7 | 0-1 | 2-3 | 0 | 1 | 1 | 0 | 4 | 2 | 2 | 0 | 1 | 1 | 17 | |
| 05 | N'diaye, Cheikh | g | 2-2 | 0-0 | 0-0 | 1 | 0 | 1 | 1 | 4 | 0 | 0 | 1 | 0 | 0 | 8 | |
| 32 | Reid, Jarmal | g | 4-8 | 0-0 | 5-6 | 2 | 1 | 3 | 4 | 13 | 1 | 1 | 0 | 0 | 0 | 26 | |
| Team | | | | | | 4 | | 5 | | 9 | | 13 | | 1 | | | |
| Totals | | 22-59 | | 5-19 | | 10-13 | | 16 | | 24 | | 40 | | 13 | | 59 | |
| FG % 1st Half: | | 10-29 34.5% | | 2nd half: | | 12-30 40.0% | | Game: | | 22-59 37.3% | | | | | | Dreaball | |
| 3FG % 1st Half: | | 2-10 20.0% | | 2nd half: | | 3-9 33.3% | | Game: | | 5-19 26.3% | | | | | | Rebounds | |
| FT % 1st Half: | | 8-11 72.7% | | 2nd half: | | 2-2 100.0% | | Game: | | 10-13 76.9% | | | | | | 0 | |

Officials: Chris Rastatter, Tommy Nunez, Kevin Brill
 Technical fouls: Mississippi State-None, Oregon State-None.
 Attendance: 4211

| Score by periods | 1st | 2nd | Total |
|-------------------|-----|-----|-------|
| Mississippi State | 23 | 26 | 49 |
| Oregon State | 30 | 29 | 59 |

Last FG - MS 2nd-02:57, OSU 2nd-01:02.

Largest lead - MS None, OSU by 16 2nd-09:28.

MS led for 00:00, OSU led for 38:45. Game was tied for 01:08.

Score tied - 1 time.
 Lead changed - 0 times.

Mississippi State fought valiantly but could not make enough shots to win its first true road game of the year, losing 59-54 at Tulane.

The contest was nip-and-tuck throughout with six tied scores and 10 lead changes.

MSU built an early two-point lead at 7-5 on a Fred Thomas 3-pointer. The Bulldogs were again on top at 14-12 and 16-14 on layup attempts by Roqueez Johnson. The Bulldogs would continue the strong inside play early to stretch the lead to 22-18 on a jumper by I.J. Ready.

Tulane followed with an 8-2 run to end the half for a 28-26 lead.

MSU managed only one field goal over the final 5:04 of the opening half. A similar drought took place early in the second frame as Tulane built a 41-34 lead with 14:16 left in the contest. Two baskets by Gavin Ware were the only MSU field goals over the first six minutes of the second half.

Down 45-38, the Bulldogs turned to defensive pressure to get back in the contest. MSU pieced together an 11-3 run to take a 49-48 lead on a Fred Thomas 3-pointer with 6:06 left.

The lead would change hands a couple of times before Tulane took the lead for good on a Louis Dabney basket at 56-54 with 2:06 left in the game. The Bulldogs had only one field goal over the 5:30 of play.

Mississippi State rallied from an 14-point deficit but it wasn't enough in a 59-49 loss to Oregon State.

The Bulldogs committed 17 turnovers which led to 23 points for the Beavers. MSU made seven turnovers in the first seven minutes of play as Oregon State quickly sprinted to a 16-2 advantage early in the contest.

MSU would go down by as many as 12 points at 20-8 before the hot shooting of Fred Thomas began a rally. Thomas hit back-to-back 3-point baskets as the Bulldogs closed within five points. The Bulldogs were within two points at 23-21 after an old-fashioned 3-point play by Trivante Bloodman.

Oregon State (6-2) ended the half with a 7-2 run to take a 30-23 lead at halftime.

In the second half, Oregon State used another strong stretch of defensive play to extend its lead to 15 points and 41-26 with 14:39 left. The Beavers led by as many as 16 with 9:28 left.

Again, the shooting of Thomas and strong point guard play from I.J. Ready led another rally. A dunk by Roqueez Johnson and layup by Gavin Ware capped a 9-0 run as the Bulldogs closed within 51-47 with 4:26 left.

The Bulldogs missed the front end of a one-plus-one on the next possession and turned the ball over a possession later as the Beavers were able to ease out to the win.



2014-15 RECAPS

GAME 9 Humphrey Coliseum • Starkville, Miss.

Arkansas State
Mississippi State

69
55

Arkansas State 69 - 3-4

| # | Player | Total | | | 3-Ptr | | | Rebounds | | PF | TP | A | TO | Blk | Stl | Min |
|----|--------------------|--------|--------------|-------------|--------------|----------|-----------|-----------|-----------|-----------|-----------|-----------|----------|----------|------------|-----|
| | | FG-FGA | FG-FGA | FT-FTA | Off | Def | Total | | | | | | | | | |
| 24 | Anthony Livingston | 1 | 3-5 | 0-2 | 2-6 | 1 | 6 | 7 | 3 | 8 | 1 | 3 | 1 | 1 | 1 | 34 |
| 33 | Nouhoum Bocoum | g | 4-6 | 0-0 | 5-8 | 3 | 5 | 8 | 1 | 13 | 0 | 1 | 2 | 2 | 31 | |
| 01 | Cameron Gordon | g | 6-13 | 3-7 | 0-1 | 0 | 2 | 5 | 15 | 4 | 2 | 0 | 1 | 0 | 36 | |
| 05 | PJ Hardwick | g | 1-2 | 0-0 | 5-7 | 0 | 6 | 6 | 1 | 7 | 7 | 3 | 0 | 0 | 29 | |
| 12 | Sean Gardner | g | 8-14 | 5-10 | 1-2 | 0 | 5 | 5 | 1 | 22 | 0 | 2 | 0 | 0 | 36 | |
| 00 | Dajon Macklin | g | 0-1 | 0-0 | 0-0 | 0 | 4 | 4 | 0 | 0 | 1 | 1 | 0 | 0 | 18 | |
| 13 | C.J. Foster | g | 0-0 | 0-0 | 0-0 | 0 | 0 | 0 | 0 | 0 | 0 | 0 | 0 | 0 | 1 | |
| 14 | Kevin Downs | g | 2-3 | 0-0 | 0-0 | 2 | 2 | 4 | 3 | 4 | 0 | 2 | 0 | 0 | 15 | |
| | Team | | | | | 0 | 3 | 3 | | | | | | | | |
| | Totals | | 24-46 | 8-19 | 13-24 | 6 | 33 | 39 | 14 | 69 | 13 | 14 | 3 | 4 | 200 | |

FG % 1st Half: 14-28 50.0% 2nd half: 10-18 55.6% Game: 24-46 52.2%
 3FG % 1st Half: 4-11 36.4% 2nd half: 4-8 50.0% Game: 8-19 42.1%
 FT % 1st Half: 3-8 37.5% 2nd half: 10-16 62.5% Game: 13-24 54.2%

Deatball
Rebounds
5

Mississippi State 55 - 5-4

| # | Player | Total | | | 3-Ptr | | | Rebounds | | PF | TP | A | TO | Blk | Stl | Min |
|----|-------------------|--------|--------------|-------------|--------------|-----------|-----------|-----------|-----------|-----------|----------|----------|----------|----------|------------|-----|
| | | FG-FGA | FG-FGA | FT-FTA | Off | Def | Total | | | | | | | | | |
| 20 | Gavin Ware | 1 | 1-5 | 0-0 | 2-2 | 2 | 2 | 4 | 0 | 4 | 0 | 1 | 0 | 0 | 0 | 17 |
| 23 | Travis Daniels | 1 | 0-3 | 0-1 | 0-0 | 2 | 0 | 2 | 0 | 0 | 0 | 0 | 0 | 0 | 0 | 8 |
| 01 | Fred Thomas | g | 2-9 | 0-4 | 0-0 | 0 | 3 | 3 | 1 | 4 | 0 | 1 | 0 | 0 | 27 | |
| 03 | Trivante Bloodman | g | 1-5 | 0-0 | 2-2 | 1 | 0 | 1 | 0 | 4 | 1 | 0 | 0 | 0 | 13 | |
| 32 | Craig Sword | g | 1-6 | 1-3 | 0-1 | 0 | 1 | 1 | 2 | 3 | 0 | 1 | 0 | 2 | 21 | |
| 00 | Maurice Duntlap | g | 1-4 | 1-3 | 0-0 | 0 | 0 | 0 | 3 | 3 | 0 | 0 | 0 | 0 | 15 | |
| 02 | Demetrius Houston | g | 2-5 | 0-1 | 1-2 | 2 | 3 | 5 | 3 | 5 | 1 | 1 | 2 | 1 | 18 | |
| 15 | I.J. Ready | g | 3-14 | 1-5 | 1-1 | 0 | 2 | 2 | 1 | 8 | 1 | 2 | 0 | 0 | 27 | |
| 22 | Fallou Ndoye | g | 2-3 | 0-0 | 0-0 | 0 | 1 | 1 | 3 | 4 | 1 | 1 | 0 | 1 | 32 | |
| 25 | Roquez Johnson | g | 8-11 | 0-0 | 4-4 | 2 | 5 | 7 | 2 | 20 | 0 | 1 | 0 | 1 | 13 | |
| 33 | Oliver Black | g | 0-0 | 0-0 | 0-0 | 0 | 4 | 4 | 2 | 0 | 0 | 1 | 1 | 0 | 9 | |
| | Team | | | | | 3 | 0 | 3 | | | | | | | | |
| | Totals | | 21-65 | 3-17 | 10-12 | 12 | 21 | 30 | 17 | 55 | 4 | 9 | 2 | 7 | 200 | |

FG % 1st Half: 11-34 32.4% 2nd half: 10-31 32.3% Game: 21-65 32.3%
 3FG % 1st Half: 1-7 14.3% 2nd half: 2-10 20.0% Game: 3-17 17.6%
 FT % 1st Half: 4-4 100.0% 2nd half: 6-8 75.0% Game: 10-12 83.3%

Deatball
Rebounds
1.1

Officials: Antnio Petty, Ron Groover, Olandis Poole
 Technical fouls: Arkansas State-None, Mississippi State-None.
 Attendance: 5390

| Score by periods | 1st | 2nd | Total |
|-------------------|-----|-----|-------|
| Arkansas State | 35 | 34 | 69 |
| Mississippi State | 27 | 28 | 55 |

| | In | Off | 2nd | Fast | Bench |
|--------|-------|-----|--------|-------|-------|
| Points | Paint | T/O | Chance | Break | |
| ASU | 24 | 8 | 6 | 2 | 4 |
| MS | 28 | 9 | 12 | 6 | 40 |

Last FG - ASU 2nd-04:01, MS 2nd-04:19.
 Largest lead - ASU by 14 2nd-00:26, MS by 3 1st-13:30.
 ASU led for 30:25, MS led for 04:57. Game was tied for 01:57.

Score tied - 1 time.
 Lead changed - 2 times.

Roquez Johnson tied his career-high with 20 points for the fourth time, but it wasn't enough as Arkansas State rallied to beat Mississippi State 69-55. MSU shot 32.3 percent from the field and did not lead in the final 33 minutes of play.

Arkansas State quickly built a 12-4 lead less than four minutes into the contest. The Bulldogs responded with the game's next 11 points. Back-to-back baskets by Johnson and a layup by Fallou Ndoye capped the run and placed the Bulldogs on top 15-12.

The lead switched back and forth a couple of times before Sean Gardner extended the Arkansas State lead to 24-21 on a jumper in the lane. The Bulldogs would not lead again, falling down by eight points twice in the half, including 35-27 at the intermission.

Arkansas State extended the lead to 10 points at 41-31 less than three minutes into the second half. The Bulldogs closed within seven points on an I.J. Ready 3-pointer at 51-44 with 8:30 left.

The Bulldogs finished with one field goal in the final 4:19 and could not close the gap.

Arkansas State held a 39-33 rebounding advantage.

Roquez Johnson led the Bulldogs with 20 points, while Ready was next with eight points. Johnson also had a team-high seven rebounds.

GAME 10 Mississippi Coliseum • Jackson, Miss.

USC Upstate
Mississippi State

53
51

USC Upstate 53 - 9-4

| # | Player | Total | | | 3-Ptr | | | Rebounds | | PF | TP | A | TO | Blk | Stl | Min |
|----|--------------------|--------|--------------|-------------|-------------|----------|-----------|-----------|-----------|-----------|----------|----------|----------|----------|------------|-----|
| | | FG-FGA | FG-FGA | FT-FTA | Off | Def | Total | | | | | | | | | |
| 15 | ShunOquez STEPHENS | 1 | 1-2 | 0-1 | 0-0 | 0 | 0 | 0 | 2 | 0 | 0 | 1 | 0 | 0 | 1 | 5 |
| 44 | Michael BUCHANAN | g | 3-6 | 0-0 | 3-4 | 3 | 2 | 5 | 9 | 2 | 1 | 0 | 1 | 1 | 21 | |
| 05 | Ty GREENE | g | 5-13 | 0-5 | 2-4 | 0 | 2 | 2 | 3 | 12 | 1 | 2 | 0 | 3 | 34 | |
| 31 | Mario BLESSING | g | 1-6 | 1-6 | 0-0 | 2 | 2 | 4 | 1 | 3 | 2 | 2 | 0 | 1 | 35 | |
| 32 | Fred MILLER | g | 4-10 | 2-7 | 0-0 | 0 | 4 | 4 | 2 | 10 | 2 | 2 | 2 | 3 | 36 | |
| 00 | Damian GOODWIN | g | 6-9 | 1-3 | 1-2 | 1 | 0 | 1 | 4 | 14 | 2 | 0 | 0 | 1 | 22 | |
| 02 | Marvin SMITH | g | 0-1 | 0-0 | 0-0 | 0 | 1 | 1 | 1 | 0 | 0 | 0 | 1 | 0 | 16 | |
| 10 | Josh GUTHBERTSON | g | 0-4 | 0-3 | 0-0 | 0 | 1 | 1 | 0 | 0 | 0 | 0 | 0 | 1 | 14 | |
| 33 | Jacob SCHULTE | g | 1-1 | 0-0 | 1-2 | 0 | 0 | 0 | 2 | 3 | 0 | 0 | 0 | 0 | 17 | |
| | Team | | | | | 2 | 3 | 5 | | | | | | | | |
| | Totals | | 21-52 | 4-25 | 7-12 | 8 | 15 | 23 | 19 | 53 | 9 | 7 | 5 | 9 | 200 | |

FG % 1st Half: 8-23 34.8% 2nd half: 13-29 44.8% Game: 21-52 40.4%
 3FG % 1st Half: 1-10 10.0% 2nd half: 3-15 20.0% Game: 4-25 16.0%
 FT % 1st Half: 5-8 62.5% 2nd half: 2-4 50.0% Game: 7-12 58.3%

Deatball
Rebounds
1

Mississippi State 51 - 5-5

| # | Player | Total | | | 3-Ptr | | | Rebounds | | PF | TP | A | TO | Blk | Stl | Min |
|----|-------------------|--------|--------------|-------------|--------------|-----------|-----------|-----------|-----------|-----------|----------|-----------|----------|----------|------------|-----|
| | | FG-FGA | FG-FGA | FT-FTA | Off | Def | Total | | | | | | | | | |
| 22 | Fallou Ndoye | 1 | 4-5 | 0-0 | 3-4 | 3 | 0 | 3 | 4 | 11 | 0 | 1 | 0 | 0 | 21 | |
| 25 | Roquez Johnson | 1 | 3-5 | 0-0 | 9-13 | 5 | 4 | 9 | 1 | 15 | 1 | 2 | 0 | 2 | 35 | |
| 01 | Fred Thomas | g | 3-9 | 1-7 | 0-0 | 0 | 8 | 8 | 2 | 7 | 2 | 1 | 1 | 2 | 34 | |
| 03 | Trivante Bloodman | g | 2-3 | 0-1 | 2-2 | 0 | 0 | 0 | 2 | 6 | 2 | 3 | 1 | 1 | 29 | |
| 15 | I.J. Ready | g | 3-10 | 0-4 | 2-2 | 0 | 1 | 1 | 0 | 8 | 1 | 2 | 0 | 0 | 29 | |
| 20 | Gavin Ware | g | 0-1 | 0-0 | 0-0 | 0 | 0 | 0 | 2 | 0 | 3 | 0 | 0 | 0 | 5 | |
| 23 | Travis Daniels | g | 2-7 | 0-2 | 0-0 | 1 | 5 | 6 | 1 | 4 | 0 | 3 | 0 | 0 | 20 | |
| 32 | Craig Sword | g | 0-3 | 0-1 | 0-0 | 0 | 2 | 2 | 3 | 0 | 0 | 1 | 0 | 0 | 19 | |
| 33 | Oliver Black | g | 0-1 | 0-0 | 0-0 | 0 | 3 | 3 | 1 | 0 | 0 | 0 | 0 | 0 | 8 | |
| | Team | | | | | 4 | 3 | 7 | | | | | | | | |
| | Totals | | 17-44 | 1-15 | 16-21 | 13 | 26 | 39 | 16 | 51 | 6 | 16 | 2 | 5 | 200 | |

FG % 1st Half: 6-20 30.0% 2nd half: 11-24 45.8% Game: 17-44 38.6%
 3FG % 1st Half: 0-6 0.0% 2nd half: 1-9 11.1% Game: 1-15 6.7%
 FT % 1st Half: 3-6 50.0% 2nd half: 13-15 86.7% Game: 16-21 76.2%

Deatball
Rebounds
4.1

Officials: Mike Nance, John Hampton, Tony Henderson
 Technical fouls: USC Upstate-None, Mississippi State-None.
 Attendance: 1102

| Score by periods | 1st | 2nd | Total |
|-------------------|-----|-----|-------|
| USC Upstate | 22 | 31 | 53 |
| Mississippi State | 15 | 36 | 51 |

| | In | Off | 2nd | Fast | Bench |
|--------|-------|-----|--------|-------|-------|
| Points | Paint | T/O | Chance | Break | |
| UPST | 24 | 14 | 7 | 8 | 17 |
| MS | 22 | 6 | 15 | 2 | 4 |

Last FG - UPST 2nd-00:06, MS 2nd-00:17.
 Largest lead - UPST by 8 2nd-14:18, MS by 2 2nd-08:43.
 UPST led for 36:25, MS led for 01:12. Game was tied for 02:23.

Score tied - 4 times.
 Lead changed - 6 times.

Despite a much-improved effort in the second half, it wasn't enough as Mississippi State lost, 53-31.

Ty Greene's jumper in the lane with six seconds left in regulation lifted South Carolina Upstate to the win.

The Bulldogs hit only 1-of-15 3-point shots attempts and managed only six assists in the contest. The loss extended MSU's losing streak to five in a row.

Down 11-10, Upstate responded with the game's next seven points. A jumper by Greene from the top of the key ran the Spartans' advantage to 17-11.

MSU managed one field goal the final 9:55 of the half and trailed 22-15 at the intermission.

In the second half, MSU scored the first six points to quickly close within 22-21 on a dunk by Johnson.

Upstate followed with a couple of transition baskets to fuel a 7-0 run for a 31-23 lead with 14:18 left in the half.

MSU battled back for a 35-33 lead on back-to-back possessions where Johnson drove to the basket, drew a foul and hit both free throws.

Upstate responded with the game's next seven points.

MSU didn't lead again until a jumper from Trivante Bloodman placed them on top 49-48 with 1:53 left. A dunk by MSU's Fallou Ndoye tied the teams at 51 with 17 seconds left.

GAME 11 Humphrey Coliseum • Starkville, Miss.

Mississippi State **70**
Jacksonville **47**

Jacksonville 47 - 4-10

| # | Player | Total | | | 3-Pr | | | Rebounds | | | PF | TP | A | TO | Blk | Stl | Min |
|----|---------------------|-------|-------|------|------|-----|-----|----------|----|----|----|----|---|----|-----|-----|-----|
| | | FG | FGA | FT | FTA | Off | Def | Total | | | | | | | | | |
| 25 | CLAYTON, Antwon | 1 | 1-2 | 0-1 | 1-2 | 2 | 2 | 4 | 1 | 3 | 0 | 1 | 0 | 1 | 0 | 28 | |
| 34 | GILL, Tim | 1 | 0-0 | 0-0 | 0-0 | 1 | 0 | 1 | 1 | 0 | 0 | 1 | 0 | 0 | 0 | 21 | |
| 03 | EDWARDS, BJ | g | 0-3 | 0-1 | 0-0 | 1 | 0 | 1 | 0 | 1 | 0 | 0 | 0 | 0 | 0 | 15 | |
| 22 | MISTERS, Andris | g | 4-14 | 2-7 | 3-3 | 0 | 0 | 0 | 2 | 13 | 0 | 2 | 0 | 0 | 0 | 33 | |
| 55 | BABINEAUX, Kori | g | 5-14 | 0-1 | 1-3 | 0 | 1 | 1 | 4 | 11 | 3 | 5 | 0 | 0 | 0 | 38 | |
| 00 | BELL, Marcelous | 1 | 0-1 | 0-1 | 0-0 | 0 | 0 | 0 | 0 | 0 | 0 | 0 | 0 | 0 | 0 | 3 | |
| 11 | EL MANASTERLY, Omar | 1 | 2-3 | 0-0 | 1-3 | 1 | 1 | 2 | 3 | 5 | 3 | 1 | 0 | 1 | 0 | 25 | |
| 13 | WHITE, Marcel | 1 | 0-0 | 0-0 | 0-0 | 0 | 2 | 2 | 4 | 0 | 0 | 1 | 0 | 0 | 0 | 10 | |
| 15 | HOLDER, J.R. | 1 | 3-6 | 0-0 | 1-1 | 0 | 2 | 2 | 1 | 7 | 1 | 5 | 0 | 2 | 2 | 28 | |
| 23 | ADEYEYE, Josh | 1 | 0-5 | 2-3 | 0-0 | 0 | 1 | 1 | 1 | 8 | 0 | 1 | 0 | 0 | 0 | 10 | |
| | Team | | | | | 3 | 1 | 4 | | | | | | | | | |
| | Totals | | 18-49 | 4-14 | 7-12 | 8 | 10 | 18 | 18 | 47 | 7 | 17 | 0 | 11 | 200 | | |

FG % 1st Half: 11-24 45.8% 2nd half: 7-25 28.0% Game: 18-49 36.7%
 3FG % 1st Half: 1-6 16.7% 2nd half: 3-8 37.5% Game: 4-14 28.6%
 FT % 1st Half: 4-8 50.0% 2nd half: 3-4 75.0% Game: 7-12 58.3%

Deadball
Rebounds
2

Mississippi State 70 - 6-5

| # | Player | Total | | | 3-Pr | | | Rebounds | | | PF | TP | A | TO | Blk | Stl | Min |
|----|-------------------|-------|-------|------|-------|-----|-----|----------|----|----|----|----|---|----|-----|-----|-----|
| | | FG | FGA | FT | FTA | Off | Def | Total | | | | | | | | | |
| 22 | Fallou Ndoye | 1 | 3-5 | 0-0 | 0-0 | 1 | 2 | 3 | 4 | 6 | 1 | 2 | 0 | 0 | 0 | 28 | |
| 33 | Oliver Black | 1 | 0-0 | 0-0 | 0-0 | 1 | 3 | 4 | 0 | 1 | 3 | 2 | 0 | 0 | 0 | 21 | |
| 01 | Fred Thomas | g | 5-10 | 2-5 | 4-4 | 0 | 6 | 6 | 0 | 16 | 0 | 4 | 1 | 2 | 28 | | |
| 15 | I.J. Ready | g | 3-6 | 2-3 | 0-0 | 0 | 1 | 1 | 1 | 8 | 2 | 2 | 0 | 2 | 26 | | |
| 23 | Travis Daniels | g | 5-7 | 2-4 | 1-2 | 1 | 7 | 8 | 3 | 13 | 1 | 2 | 0 | 1 | 23 | | |
| 02 | Demetrius Houston | 1 | 1-2 | 0-0 | 0-0 | 0 | 0 | 0 | 2 | 2 | 1 | 3 | 0 | 0 | 12 | | |
| 03 | Trivante Bloodman | 1 | 3-3 | 1-1 | 0-0 | 0 | 0 | 0 | 1 | 7 | 0 | 1 | 0 | 1 | 15 | | |
| 06 | Isaiah Butler | 1 | 0-0 | 0-0 | 0-0 | 0 | 1 | 1 | 0 | 0 | 0 | 0 | 0 | 0 | 6 | | |
| 25 | Roquez Johnson | 1 | 3-5 | 0-0 | 5-8 | 6 | 2 | 8 | 1 | 11 | 0 | 2 | 0 | 2 | 22 | | |
| 22 | Craig Sword | 1 | 2-6 | 1-1 | 2-2 | 0 | 1 | 1 | 3 | 7 | 4 | 0 | 1 | 2 | 19 | | |
| | Team | | | | | 1 | 2 | 3 | | | | | | | | | |
| | Totals | | 25-44 | 8-15 | 12-16 | 10 | 25 | 35 | 19 | 70 | 10 | 21 | 3 | 10 | 200 | | |

FG % 1st Half: 15-25 60.0% 2nd half: 10-19 52.6% Game: 25-44 56.8%
 3FG % 1st Half: 4-8 50.0% 2nd half: 4-7 57.1% Game: 8-15 53.3%
 FT % 1st Half: 2-2 100.0% 2nd half: 10-14 71.4% Game: 12-16 75.0%

Deadball
Rebounds
3.1

Officials: Tony Greene, Garrick Shannon, Marc Ellard
 Technical fouls: Jacksonville=None, Mississippi State=TEAM.
 Attendance: 5366

| Score by periods | 1st | 2nd | Total |
|-------------------|-----|-----|-------|
| Jacksonville | 27 | 20 | 47 |
| Mississippi State | 36 | 34 | 70 |

| | In | Off | 2nd | Fast | Bench |
|----|----|-----|-----|------|-------|
| JU | 26 | 13 | 5 | 6 | 20 |
| MS | 28 | 12 | 11 | 8 | 27 |

Last FG - JU 2nd-01-10, MS 2nd-01-22.
 Largest lead - JU None, MS by 25 2nd-01-22.

Score tied - 0 times.
 Lead changed - 0 times.

Mississippi State turned in its best defensive effort of the season to snap a five-game losing streak en route to a 70-47 win against Jacksonville.

MSU, which shot 56.8 percent from the floor, scored the first nine points of the game and never trailed in the contest. Back-to-back baskets by I.J. Ready capped the game-opening 9-0 run. The Dolphins went more than five minutes before scoring their first points of the contest.

A 3-pointer by Thomas extended the lead to 18-7 with 8:30 left in the half. A 3-pointer by Trivante Bloodman ran the Maroon and White out to a 26-12 lead with 5:11 left in the half.

The Bulldogs led 36-27 at the break. In the opening minutes of the second half, MSU responded with a 6-0 run to build back a double-digit lead, at 44-30 with 13:44 left in the contest.

Jacksonville was again within nine before a 12-4 run by MSU removed all doubt from the contest.

MSU held a 35-18 rebounding advantage. The Bulldogs had 10 assists and 21 turnovers.

Thomas led the Bulldogs with 16 points, while Travis Daniels added 13 points and Roquez Johnson added 11 points. Daniels also had a team-high 8 rebounds.

Jacksonville received 13 points from Andris Mistars and 11 points from Kori Babineaux.

GAME 12 Humphrey Coliseum • Starkville, Miss.

McNeese State **66**
Mississippi State **47**

McNeese State 66 - 6-5

| # | Player | Total | | | 3-Pr | | | Rebounds | | | PF | TP | A | TO | Blk | Stl | Min |
|----|------------------|-------|-------|------|------|-----|-----|----------|----|----|----|----|---|----|-----|-----|-----|
| | | FG | FGA | FT | FTA | Off | Def | Total | | | | | | | | | |
| 44 | Austin Lewis | 1 | 4-5 | 0-0 | 4-4 | 2 | 7 | 9 | 1 | 12 | 0 | 1 | 1 | 0 | 1 | 26 | |
| 01 | Jamaya Burr | 1 | 5-8 | 1-2 | 2-4 | 1 | 4 | 5 | 0 | 13 | 9 | 1 | 0 | 2 | 40 | | |
| 03 | Kealan Garrett | g | 2-6 | 2-6 | 0-0 | 1 | 2 | 3 | 3 | 6 | 2 | 3 | 0 | 0 | 33 | | |
| 11 | Kevin Hardy | g | 2-6 | 0-0 | 0-0 | 3 | 4 | 7 | 1 | 4 | 2 | 1 | 1 | 3 | 40 | | |
| 32 | Desharick Guidry | g | 9-15 | 2-3 | 0-0 | 2 | 3 | 5 | 3 | 20 | 2 | 1 | 1 | 1 | 40 | | |
| 02 | Shaun Johnson | 1 | 0-3 | 0-2 | 0-0 | 0 | 0 | 0 | 1 | 0 | 1 | 0 | 1 | 0 | 7 | | |
| 15 | Matthew Moss | 1 | 4-5 | 3-4 | 0-0 | 0 | 0 | 0 | 3 | 11 | 0 | 0 | 1 | 0 | 14 | | |
| | Team | | | | | 0 | 1 | 1 | | | | | | | | | |
| | Totals | | 26-50 | 8-17 | 6-8 | 9 | 21 | 30 | 12 | 66 | 15 | 8 | 3 | 7 | 200 | | |

FG % 1st Half: 14-25 56.0% 2nd half: 12-25 48.0% Game: 26-50 52.0%
 3FG % 1st Half: 5-7 71.4% 2nd half: 3-10 30.0% Game: 8-17 47.1%
 FT % 1st Half: 3-4 75.0% 2nd half: 3-4 75.0% Game: 6-8 75.0%

Deadball
Rebounds
2

Mississippi State 47 - 6-6

| # | Player | Total | | | 3-Pr | | | Rebounds | | | PF | TP | A | TO | Blk | Stl | Min |
|----|-------------------|-------|-------|------|------|-----|-----|----------|----|----|----|----|---|----|-----|-----|-----|
| | | FG | FGA | FT | FTA | Off | Def | Total | | | | | | | | | |
| 22 | Fallou Ndoye | 1 | 3-4 | 0-0 | 0-0 | 1 | 2 | 3 | 6 | 1 | 2 | 0 | 1 | 0 | 29 | | |
| 25 | Roquez Johnson | 1 | 0-3 | 0-0 | 0-0 | 1 | 3 | 4 | 1 | 0 | 1 | 1 | 0 | 0 | 23 | | |
| 01 | Fred Thomas | g | 1-4 | 0-3 | 2-2 | 0 | 3 | 3 | 1 | 4 | 0 | 2 | 0 | 0 | 22 | | |
| 15 | I.J. Ready | g | 3-10 | 3-6 | 1-2 | 0 | 1 | 1 | 1 | 10 | 1 | 0 | 0 | 0 | 28 | | |
| 23 | Travis Daniels | g | 2-5 | 1-4 | 2-2 | 1 | 3 | 4 | 2 | 7 | 0 | 1 | 0 | 1 | 22 | | |
| 02 | Demetrius Houston | 1 | 0-1 | 0-0 | 0-0 | 0 | 0 | 0 | 0 | 0 | 0 | 1 | 0 | 0 | 5 | | |
| 03 | Trivante Bloodman | 1 | 0-1 | 0-0 | 0-0 | 0 | 0 | 0 | 0 | 1 | 0 | 1 | 0 | 0 | 17 | | |
| 05 | Isaiah Butler | 1 | 0-0 | 0-0 | 0-0 | 0 | 0 | 0 | 0 | 0 | 0 | 0 | 0 | 1 | 2 | | |
| 22 | Craig Sword | 1 | 5-9 | 0-2 | 1-4 | 0 | 2 | 2 | 0 | 11 | 1 | 2 | 1 | 1 | 26 | | |
| 03 | Oliver Black | 1 | 4-6 | 0-0 | 1-2 | 3 | 1 | 4 | 2 | 9 | 0 | 0 | 0 | 2 | 26 | | |
| | Team | | | | | 1 | 0 | 1 | | | | | | | | | |
| | Totals | | 18-43 | 4-15 | 7-12 | 7 | 14 | 21 | 11 | 47 | 6 | 10 | 1 | 5 | 200 | | |

FG % 1st Half: 10-21 47.6% 2nd half: 8-22 36.4% Game: 18-43 41.9%
 3FG % 1st Half: 1-6 16.7% 2nd half: 3-9 33.3% Game: 4-15 26.7%
 FT % 1st Half: 2-2 100.0% 2nd half: 5-10 50.0% Game: 7-12 58.3%

Deadball
Rebounds
2.1

Officials: Tim Gattis, Brian Shey, Nathan Quick
 Technical fouls: McNeese State=None, Mississippi State=None.
 Attendance: 1555

| Score by periods | 1st | 2nd | Total |
|-------------------|-----|-----|-------|
| McNeese State | 36 | 30 | 66 |
| Mississippi State | 23 | 24 | 47 |

| | In | Off | 2nd | Fast | Bench |
|----|----|-----|-----|------|-------|
| MS | 28 | 14 | 14 | 8 | 20 |
| MS | 28 | 10 | 10 | 8 | 20 |

Last FG - MCN 2nd-00-32, MS 2nd-00-39.
 Largest lead - MCN by 23 2nd-09-41, MS None.
 MCN led for 39:46, MS led for 00:00. Game was tied for 00:14.

Score tied - 0 times.
 Lead changed - 0 times.

McNeese State scored the game's first eight points and never trailed en route to a stunning 66-47 win.

In the opening half, the Bulldogs shot 47.6 percent from the floor but struggled defensively allowing the Cowboys to shoot 56.0 percent.

A jumper by Craig Sword brought the Bulldogs within 17-13 with 10:17 left in the half. The Cowboys forced a pair of turnovers to start a 9-0 run for a 26-13 lead.

A follow-up 8-0 run stretched the McNeese State lead to 36-19 with 2:25 left in the half.

MSU (6-6) scored the first half's four points and trailed 36-23.

The Bulldogs played with more spirit on the defensive end in the second half but could not close within 11 points after a basket by Sword.

Again down 11 midway through the second half, the Cowboys reeled off 12 straight points to remove all doubt from the contest.

Sword led MSU with a season-high 11 points, while Ready added 10 points. Oliver Black had a career-high nine points in 26 minutes off the bench. Daniels and Roquez Johnson each had a team-high four rebounds.

McNeese State received 20 points from Desharick Guidry. Jamaya Burr added 13 points, while Austin Lewis had 12 points and Matthew Moss had 11 points.



2014-15 RECAPS

GAME 13 Humphrey Coliseum • Starkville, Miss.

Mississippi State
Florida State

62
55

Florida State 55 - 8-6

| # | Player | Total | | | 3-Pr | | | Rebounds | | | PF | TP | A | TO | Blk | Stl | Min |
|----|---------------------|-------|-------|-----------|-------|-------|-------|----------|-------|-----|----|----|---|----|-----|-----|-----|
| | | FG | FGA | FT | FTA | Off | Def | Total | Off | Def | | | | | | | |
| 00 | Phil Coler | 1 | 4-5 | 0-0 | 1-1 | 0 | 0 | 0 | 1 | 9 | 0 | 1 | 1 | 0 | 20 | | |
| 50 | Michael Ojo | 1 | 1-1 | 0-0 | 0-0 | 1 | 0 | 1 | 2 | 2 | 0 | 3 | 0 | 0 | 11 | | |
| 01 | Devon Bookert | g | 5-9 | 4-6 | 2-2 | 1 | 3 | 4 | 3 | 16 | 2 | 0 | 1 | 1 | 38 | | |
| 22 | Xavier Nathán-Mayés | g | 4-12 | 2-6 | 2-5 | 1 | 5 | 6 | 2 | 12 | 4 | 5 | 0 | 2 | 39 | | |
| 32 | Montay Brandon | g | 3-5 | 0-0 | 2-2 | 3 | 3 | 5 | 2 | 8 | 2 | 3 | 1 | 0 | 38 | | |
| 04 | Dayshawn Watkins | | 0-0 | 0-0 | 0-1 | 0 | 0 | 0 | 0 | 0 | 0 | 1 | 0 | 0 | 2 | | |
| 05 | Jarquese Smith | | 1-4 | 0-1 | 2-4 | 1 | 1 | 2 | 4 | 4 | 0 | 3 | 1 | 1 | 20 | | |
| 11 | Kiel Turpin | | 0-1 | 0-0 | 0-0 | 1 | 0 | 1 | 2 | 2 | 0 | 0 | 0 | 0 | 5 | | |
| 15 | Boris Bojanovsky | | 1-5 | 0-0 | 2-4 | 3 | 1 | 4 | 2 | 4 | 2 | 2 | 1 | 0 | 24 | | |
| 24 | Robbie Berwick | | 0-1 | 0-1 | 0-0 | 0 | 0 | 0 | 1 | 0 | 0 | 0 | 0 | 0 | 3 | | |
| | Team | | | | | 1 | 6 | 7 | | | | | | | | | |
| | Totals | | 19-43 | 6-14 | 11-19 | 11 | 19 | 30 | 17 | 55 | 10 | 19 | 5 | 4 | 200 | | |
| | FG % 1st Half: | 8-19 | 42.1% | 2nd half: | 11-24 | 45.8% | Game: | 19-43 | 44.2% | | | | | | | | |
| | 3FG % 1st Half: | 4-6 | 66.7% | 2nd half: | 2-8 | 25.0% | Game: | 19-43 | 42.9% | | | | | | | | |
| | FT % 1st Half: | 5-9 | 55.6% | 2nd half: | 6-10 | 60.0% | Game: | 11-19 | 57.9% | | | | | | | | |

Mississippi State 62 - 7-6

| # | Player | Total | | | 3-Pr | | | Rebounds | | | PF | TP | A | TO | Blk | Stl | Min |
|----|-------------------|-------|-------|-----------|-------|--------|-------|----------|-------|-----|----|----|---|----|-----|-----|-----|
| | | FG | FGA | FT | FTA | Off | Def | Total | Off | Def | | | | | | | |
| 22 | Fallou Ndoye | 1 | 1-2 | 0-0 | 0-0 | 1 | 0 | 1 | 5 | 2 | 0 | 0 | 0 | 0 | 11 | | |
| 33 | Oliver Black | 1 | 1-2 | 0-0 | 0-0 | 0 | 0 | 0 | 2 | 2 | 1 | 1 | 0 | 1 | 24 | | |
| 15 | L.J. Ready | g | 6-7 | 0-0 | 2-2 | 1 | 0 | 1 | 4 | 14 | 1 | 2 | 0 | 3 | 19 | | |
| 23 | Travis Daniels | g | 5-9 | 1-4 | 1-1 | 1 | 4 | 5 | 3 | 12 | 1 | 2 | 0 | 2 | 27 | | |
| 32 | Craig Sword | g | 3-9 | 0-2 | 2-2 | 0 | 1 | 1 | 1 | 8 | 2 | 1 | 0 | 0 | 22 | | |
| 01 | Fred Thomas | | 1-8 | 1-5 | 2-2 | 0 | 2 | 2 | 1 | 5 | 0 | 0 | 1 | 1 | 18 | | |
| 02 | Demetrius Houston | | 0-2 | 0-2 | 0-0 | 0 | 0 | 0 | 1 | 0 | 0 | 0 | 1 | 0 | 12 | | |
| 03 | Trivante Bloodman | | 1-3 | 0-1 | 0-0 | 0 | 2 | 2 | 2 | 2 | 2 | 3 | 0 | 1 | 22 | | |
| 20 | Gavin Ware | | 4-7 | 0-0 | 2-2 | 1 | 7 | 8 | 1 | 10 | 0 | 1 | 2 | 2 | 25 | | |
| 25 | Roqueze Johnson | | 2-3 | 0-0 | 3-4 | 3 | 3 | 6 | 3 | 7 | 0 | 2 | 0 | 0 | 20 | | |
| | Team | | | | | 2 | 0 | 2 | | | | | | | | | |
| | Totals | | 24-52 | 2-14 | 12-13 | 9 | 19 | 28 | 23 | 62 | 7 | 12 | 4 | 10 | 200 | | |
| | FG % 1st Half: | 10-26 | 38.5% | 2nd half: | 14-26 | 53.8% | Game: | 24-52 | 46.2% | | | | | | | | |
| | 3FG % 1st Half: | 1-9 | 11.1% | 2nd half: | 1-5 | 20.0% | Game: | 2-14 | 14.3% | | | | | | | | |
| | FT % 1st Half: | 1-2 | 50.0% | 2nd half: | 11-11 | 100.0% | Game: | 12-13 | 92.3% | | | | | | | | |

Officials: Tony Greene, Chuck Jones, Lee Castelli
Technical fouls: Florida State-None, Mississippi State-None.
Attendance: 5756

| Score by periods | 1st | 2nd | Total |
|-------------------|-----|-----|-------|
| Florida State | 25 | 30 | 55 |
| Mississippi State | 22 | 40 | 62 |

Last FG - FS 2nd-02:01, MS 2nd-00:52
Largest lead - FS by 5 2nd-19:43, MS by 7 2nd-00:09.

Score tied - 3 times.
Lead changed - 14 times.

Mississippi State made all six of its free throws in the final 37 seconds and upset against Florida State, 62-55.

The Bulldogs shot 46.2 percent from the floor and led for most of the second half.

MSU did not trail after taking a 40-39 lead with 10:48 left on a layup by Roqueze Johnson. The Bulldogs hit all 11 free throw attempts in the final half.

MSU held a 40-26 advantage in the paint and a 24-8 advantage in bench points.

State built an early 8-3 lead and held the Seminoles to one field goal over the first eight minutes for a 10-4 lead.

Back-to-back baskets by Gavin Ware and I.J. Ready, who had 14 points, ran the MSU advantage to 16-11. The lead was a first-half best at six after a Fred Thomas 3-point basket made it 19-13 with 6:21 left in the half.

Florida State ended the half on a 9-0 run to take a 25-22 lead at the intermission.

The lead swung back and forth several times in the early stages of the second half. FSU took its last lead at 39-38 with a basket from Montay Brandon. The Seminoles' largest lead in the half was five points.

Johnson took the lead back for good for the Bulldogs 28 seconds later. A 3-pointer by Travis Daniels capped a 5-0 run and ran the lead to 47-41 with 7:01 left in the contest.

GAME 14 Humphrey Coliseum • Starkville, Miss.

Tennessee
Mississippi State

61
47

Tennessee 61 - 9-4,1-0

| # | Player | Total | | | 3-Pr | | | Rebounds | | | PF | TP | A | TO | Blk | Stl | Min |
|----|-------------------|-------|-------|-----------|-------|-------|-------|----------|-------|-----|----|----|---|----|-----|-----|-----|
| | | FG | FGA | FT | FTA | Off | Def | Total | Off | Def | | | | | | | |
| 04 | Moore,Armani | 1 | 0-3 | 0-0 | 0-0 | 1 | 3 | 4 | 5 | 0 | 0 | 4 | 1 | 2 | 22 | | |
| 08 | Punter,Kevin | 1 | 4-8 | 2-3 | 5-5 | 0 | 0 | 0 | 5 | 15 | 2 | 3 | 1 | 2 | 29 | | |
| 01 | Richardson,Josh | g | 3-13 | 1-4 | 4-4 | 2 | 5 | 7 | 3 | 11 | 5 | 3 | 0 | 2 | 32 | | |
| 24 | Carmichael,Willie | g | 0-3 | 0-0 | 0-1 | 4 | 0 | 4 | 5 | 1 | 1 | 0 | 0 | 0 | 22 | | |
| 34 | Baukman,Devon | g | 3-7 | 2-4 | 2-3 | 2 | 4 | 6 | 2 | 10 | 1 | 2 | 0 | 0 | 26 | | |
| 03 | Hubbs III,Robert | | 2-5 | 1-3 | 3-4 | 0 | 1 | 1 | 3 | 8 | 2 | 0 | 0 | 0 | 21 | | |
| 11 | Owens,Tariq | | 0-0 | 0-0 | 3-4 | 1 | 2 | 3 | 4 | 3 | 1 | 1 | 1 | 0 | 13 | | |
| 15 | Mostella,Detrick | | 2-4 | 2-3 | 0-0 | 0 | 0 | 0 | 1 | 6 | 0 | 1 | 0 | 1 | 13 | | |
| 23 | Reese,Derek | | 3-5 | 2-3 | 0-1 | 3 | 7 | 10 | 4 | 8 | 0 | 3 | 0 | 0 | 22 | | |
| | Team | | | | | 3 | 5 | 8 | | | | | | | | | |
| | Totals | | 17-48 | 10-20 | 17-22 | 16 | 28 | 44 | 32 | 61 | 12 | 18 | 3 | 7 | 200 | | |
| | FG % 1st Half: | 8-20 | 40.0% | 2nd half: | 9-28 | 32.1% | Game: | 17-48 | 35.4% | | | | | | | | |
| | 3FG % 1st Half: | 5-12 | 41.7% | 2nd half: | 5-8 | 62.5% | Game: | 10-20 | 50.0% | | | | | | | | |
| | FT % 1st Half: | 5-7 | 71.4% | 2nd half: | 12-15 | 80.0% | Game: | 17-22 | 77.3% | | | | | | | | |

Mississippi State 47 - 7-7,0-1

| # | Player | Total | | | 3-Pr | | | Rebounds | | | PF | TP | A | TO | Blk | Stl | Min |
|----|-------------------|-------|-------|-----------|-------|-------|-------|----------|-------|-----|----|----|---|----|-----|-----|-----|
| | | FG | FGA | FT | FTA | Off | Def | Total | Off | Def | | | | | | | |
| 22 | Fallou Ndoye | 1 | 0-2 | 0-0 | 0-1 | 0 | 0 | 0 | 1 | 0 | 1 | 0 | 1 | 0 | 11 | | |
| 33 | Oliver Black | 1 | 0-2 | 0-0 | 1-4 | 1 | 3 | 4 | 0 | 0 | 0 | 2 | 0 | 0 | 18 | | |
| 15 | L.J. Ready | g | 0-1 | 0-0 | 0-0 | 0 | 0 | 0 | 1 | 0 | 2 | 1 | 0 | 1 | 19 | | |
| 23 | Travis Daniels | g | 3-5 | 1-3 | 0-0 | 3 | 2 | 5 | 1 | 7 | 0 | 3 | 0 | 0 | 19 | | |
| 32 | Craig Sword | g | 1-2 | 0-0 | 7-8 | 0 | 1 | 1 | 5 | 9 | 1 | 2 | 0 | 2 | 22 | | |
| 01 | Fred Thomas | | 1-10 | 0-6 | 3-5 | 0 | 3 | 3 | 3 | 5 | 1 | 0 | 0 | 0 | 27 | | |
| 02 | Demetrius Houston | | 0-3 | 0-0 | 3-8 | 0 | 0 | 0 | 1 | 3 | 0 | 0 | 0 | 0 | 12 | | |
| 03 | Trivante Bloodman | | 2-5 | 0-0 | 4-8 | 1 | 1 | 2 | 8 | 0 | 1 | 0 | 0 | 0 | 21 | | |
| 20 | Gavin Ware | | 4-5 | 0-0 | 4-8 | 2 | 7 | 9 | 3 | 12 | 0 | 1 | 0 | 1 | 25 | | |
| 25 | Roqueze Johnson | | 0-1 | 0-0 | 2-2 | 0 | 0 | 0 | 4 | 2 | 0 | 1 | 3 | 1 | 26 | | |
| | Team | | | | | 2 | 2 | 4 | | | | | | | | | |
| | Totals | | 11-36 | 1-9 | 24-44 | 9 | 19 | 28 | 21 | 47 | 4 | 13 | 3 | 10 | 200 | | |
| | FG % 1st Half: | 6-18 | 33.3% | 2nd half: | 5-18 | 27.8% | Game: | 11-36 | 30.6% | | | | | | | | |
| | 3FG % 1st Half: | 0-1 | 0.0% | 2nd half: | 1-8 | 12.5% | Game: | 1-9 | 11.1% | | | | | | | | |
| | FT % 1st Half: | 11-18 | 61.1% | 2nd half: | 13-26 | 50.0% | Game: | 24-44 | 54.5% | | | | | | | | |

Officials: Ron Grover, Tony Henderson, Lamar Simpson
Technical fouls: Tennessee-None, Mississippi State-None.
Attendance: 5704

| Score by periods | 1st | 2nd | Total |
|-------------------|-----|-----|-------|
| Tennessee | 26 | 35 | 61 |
| Mississippi State | 23 | 24 | 47 |

Last FG - UT 2nd-01:47, MS 2nd-05:24
Largest lead - UT by 18 2nd-08:58, MS by 3 1st-04:21.
UT led for 34:42, MS led for 03:26. Game was tied for 01:52.

Score tied - 4 times.
Lead changed - 4 times.

A tough offensive night led to a disappointing outcome Mississippi State as it lost its SEC opener against Tennessee, 61-47.

The Volunteers scored the game's first 12 points.

MSU scored the game's next 12 points and finally evened the game with 6:07 left in the half. The Volunteers went a stretch of 12 minutes, 20 seconds without a field goal.

Tennessee broke back on top at 14-12 with a pair of free throws. MSU then grabbed a 17-14 lead with a Trivante Bloodman basket and free throw.

A 3-pointer by Devon Baukman pushed Tennessee to a 26-23 advantage at halftime.

After a tip-in by Travis Daniels brought MSU within one, Tennessee scored the game's next six points for a 32-25 lead.

A 13-1 run by Tennessee pushed the Volunteers to a 45-28 advantage with 10:49 left in the contest. The Bulldogs had a stretch of 10 minutes, 59 seconds without a field goal. A Travis Daniels 3-point basket stopped that run and brought the Bulldogs within 48-33 with 8:34 left in the game.

MSU closed back within eight points on two free throws by Trivante Bloodman with 2:20 left but got no closer.

Tennessee held a 44-28 rebounding advantage.

Ware led MSU with 12 points.



GAME 15 O'Connell Center • Gainesville, Fla.

Florida **72**
Mississippi State **47**

Mississippi State 47 - 7-8, 0-2 SEC

| # | Player | FG-FGA | 3-Pr | Rebounds | | | PF | TP | A | TO | Blk | Str | Min |
|----|-------------------|--------------|-------------|-------------|----------|-----------|-----------|-----------|-----------|----------|-----------|----------|------------|
| | | | | Off | Def | Tot | | | | | | | |
| 22 | Fallou Ndoye | 1-0 | 0-0 | 0-0 | 0 | 0 | 0 | 2 | 0 | 3 | 1 | 1 | 13 |
| 33 | Oliver Black | 0-1 | 0-0 | 0-0 | 0 | 1 | 1 | 0 | 0 | 0 | 0 | 0 | 11 |
| 15 | I.J. Ready | 4-8 | 2-3 | 0-0 | 0 | 0 | 0 | 10 | 5 | 0 | 0 | 1 | 27 |
| 23 | Travis Daniels | 0-4 | 0-2 | 0-0 | 2 | 0 | 2 | 4 | 0 | 1 | 0 | 1 | 14 |
| 32 | Craig Sword | 2-5 | 0-1 | 1-2 | 1 | 3 | 4 | 0 | 5 | 3 | 1 | 0 | 26 |
| 01 | Fred Thomas | 3-5 | 2-4 | 2-3 | 1 | 4 | 5 | 1 | 10 | 1 | 1 | 0 | 16 |
| 02 | Demetrius Houston | 2-5 | 1-1 | 0-0 | 0 | 1 | 1 | 3 | 5 | 0 | 3 | 0 | 21 |
| 03 | Trivante Bloodman | 0-2 | 0-0 | 0-0 | 0 | 1 | 1 | 2 | 0 | 2 | 2 | 0 | 14 |
| 05 | Isaiah Butler | 0-0 | 0-0 | 0-0 | 0 | 0 | 0 | 0 | 0 | 0 | 0 | 0 | 2 |
| 10 | Jeffery Johnson | 0-0 | 0-0 | 0-0 | 0 | 0 | 0 | 0 | 0 | 0 | 0 | 1 | 2 |
| 20 | Gavin Ware | 2-5 | 0-0 | 2-2 | 2 | 6 | 8 | 1 | 6 | 0 | 1 | 0 | 27 |
| 25 | Roqueze Johnson | 4-9 | 0-0 | 3-6 | 2 | 3 | 5 | 2 | 11 | 0 | 1 | 0 | 27 |
| | Team | | | | 1 | 0 | 1 | | | | | | |
| | Totals | 17-44 | 5-11 | 8-13 | 9 | 19 | 28 | 15 | 47 | 8 | 15 | 3 | 500 |

FG % 1st Half: 7-23 30.4% 2nd half: 10-21 47.6% Game: 17-44 38.6% Deadball Rebounds 1
 3FG % 1st Half: 1-6 16.7% 2nd half: 4-5 80.0% Game: 5-11 45.5%
 FT % 1st Half: 4-6 66.7% 2nd half: 4-7 57.1% Game: 8-13 61.5%

Florida 72 - 9-6, 2-0 SEC

| # | Player | FG-FGA | 3-Pr | Rebounds | | | PF | TP | A | TO | Blk | Str | Min |
|----|----------------------|--------------|-------------|-------------|----------|-----------|-----------|-----------|-----------|-----------|----------|----------|------------|
| | | | | Off | Def | Tot | | | | | | | |
| 03 | Robinson, Devin | 5-9 | 1-3 | 1-1 | 0 | 2 | 2 | 0 | 12 | 2 | 0 | 0 | 22 |
| 00 | Finney-Smith, Dorian | 1 | 7-11 | 2-6 | 0 | 0 | 6 | 2 | 16 | 0 | 1 | 2 | 24 |
| 23 | Walker, Chris | 1 | 1-2 | 0-0 | 0 | 1 | 3 | 4 | 2 | 1 | 1 | 2 | 22 |
| 00 | Hill, Kasey | 3 | 3-8 | 0-0 | 1-2 | 1 | 1 | 1 | 7 | 7 | 1 | 0 | 29 |
| 11 | Chiozza, Chris | g | 0-2 | 0-1 | 0-0 | 0 | 0 | 2 | 0 | 2 | 0 | 0 | 19 |
| 01 | Carter, Eli | 6 | 8-8 | 4-6 | 4-4 | 0 | 1 | 1 | 20 | 3 | 1 | 0 | 17 |
| 05 | Murphy, Alex | 3-4 | 0-0 | 1-3 | 1 | 1 | 2 | 4 | 7 | 0 | 2 | 0 | 13 |
| 14 | Edwards, Lexx | 0-0 | 0-0 | 0-0 | 0 | 0 | 0 | 0 | 0 | 0 | 0 | 0 | 3 |
| 20 | Frazier, Michael | 2-9 | 2-6 | 0-0 | 2 | 2 | 4 | 2 | 6 | 3 | 1 | 0 | 22 |
| 30 | Kurtz, Jacob | 1-1 | 0-0 | 0-2 | 1 | 3 | 4 | 2 | 2 | 1 | 0 | 0 | 19 |
| | Team | | | | 1 | 5 | 6 | | | | | | |
| | Totals | 28-53 | 9-22 | 7-12 | 9 | 22 | 31 | 15 | 72 | 19 | 7 | 4 | 100 |

FG % 1st Half: 15-24 62.5% 2nd half: 13-29 44.8% Game: 28-53 52.8% Deadball Rebounds 2
 3FG % 1st Half: 4-9 44.4% 2nd half: 5-13 38.5% Game: 9-22 40.9%
 FT % 1st Half: 5-7 71.4% 2nd half: 2-5 40.0% Game: 7-12 58.3%

Officials: Antonio Petty, John Hampton, James Baker
 Technical fouls: Mississippi State-None, Florida-None.
 Attendance: 11966

| Score by periods | 1st | 2nd | Total |
|-------------------|-----|-----|-------|
| Mississippi State | 19 | 28 | 47 |
| Florida | 39 | 33 | 72 |

| | Points | In | Off | 2nd | Fast |
|----|--------|-------|-----|--------|-------|
| | MS | Paint | TAO | Chance | Break |
| UF | 16 | 7 | 12 | 2 | 32 |
| | 32 | 26 | 13 | 8 | 35 |

GAME 16 Reed Arena • College Station, Texas

Texas A&M **74**
Mississippi State **70**

Mississippi State 70 - 7-9, 0-3 SEC

| # | Player | FG-FGA | 3-Pr | Rebounds | | | PF | TP | A | TO | Blk | Str | Min | |
|----|-------------------|--------------|--------------|--------------|-----------|-----------|-----------|-----------|-----------|-----------|-----------|----------|------------|----|
| | | | | Off | Def | Tot | | | | | | | | |
| 15 | I.J. Ready | 6-13 | 2-7 | 4-4 | 1 | 0 | 1 | 1 | 18 | 4 | 2 | 0 | 27 | |
| 20 | Gavin Ware | 0-2 | 0-0 | 3-4 | 0 | 2 | 2 | 5 | 3 | 0 | 2 | 1 | 0 | 18 |
| 23 | Travis Daniels | 5-16 | 4-8 | 0-2 | 3 | 4 | 7 | 4 | 14 | 2 | 1 | 0 | 35 | |
| 25 | Roqueze Johnson | 4-10 | 0-0 | 5-8 | 4 | 3 | 7 | 4 | 13 | 1 | 1 | 0 | 30 | |
| 32 | Craig Sword | 0-1 | 0-0 | 2-2 | 0 | 0 | 0 | 3 | 2 | 0 | 2 | 0 | 1 | 9 |
| 01 | Fred Thomas | 4-10 | 4-8 | 0-0 | 2 | 4 | 6 | 4 | 12 | 1 | 0 | 0 | 29 | |
| 02 | Demetrius Houston | 1-1 | 0-0 | 0-0 | 0 | 2 | 2 | 2 | 0 | 0 | 0 | 0 | 5 | |
| 03 | Trivante Bloodman | 1-3 | 0-0 | 0-0 | 0 | 1 | 1 | 2 | 2 | 1 | 1 | 0 | 15 | |
| 22 | Fallou Ndoye | 0-2 | 0-0 | 0-0 | 0 | 0 | 0 | 4 | 0 | 0 | 2 | 0 | 5 | |
| 33 | Oliver Black | 1-1 | 0-0 | 4-6 | 4 | 2 | 6 | 1 | 6 | 1 | 3 | 2 | 0 | 27 |
| | Team | | | | 3 | 1 | 4 | | | | | | | |
| | Totals | 21-59 | 10-23 | 18-26 | 17 | 19 | 36 | 30 | 70 | 10 | 14 | 3 | 400 | |

FG % 1st Half: 10-27 37.0% 2nd half: 11-32 34.4% Game: 21-59 35.6% Deadball Rebounds 4
 3FG % 1st Half: 5-10 50.0% 2nd half: 5-13 38.5% Game: 10-23 43.5%
 FT % 1st Half: 3-5 60.0% 2nd half: 15-21 71.4% Game: 18-26 69.2%

Texas A&M 74 - 10-5, 1-2 SEC

| # | Player | FG-FGA | 3-Pr | Rebounds | | | PF | TP | A | TO | Blk | Str | Min | | |
|----|--------------------|--------------|------------|--------------|----------|-----------|-----------|-----------|-----------|-----------|-----------|----------|------------|----|----|
| | | | | Off | Def | Tot | | | | | | | | | |
| 05 | Jordan Green | 1-1 | 1-1 | 3-4 | 0 | 0 | 1 | 1 | 6 | 4 | 1 | 0 | 1 | 32 | |
| 12 | Jalen Jones | 5-10 | 0-1 | 6-7 | 0 | 3 | 3 | 4 | 16 | 1 | 1 | 1 | 0 | 34 | |
| 14 | Kourtney Roberson | 4-4 | 0-0 | 2-2 | 2 | 2 | 4 | 4 | 10 | 0 | 1 | 1 | 0 | 20 | |
| 21 | Alex Caruso | 6-9 | 0-0 | 9-14 | 0 | 9 | 9 | 3 | 21 | 3 | 5 | 0 | 2 | 34 | |
| 23 | Danuel House | 4-12 | 3-5 | 8-15 | 1 | 3 | 4 | 3 | 19 | 1 | 1 | 1 | 0 | 35 | |
| 03 | Alex Robinson | 0-2 | 0-0 | 0-2 | 1 | 0 | 1 | 0 | 0 | 1 | 1 | 0 | 0 | 14 | |
| 04 | Tavario Miller | 1-2 | 0-0 | 0-0 | 0 | 2 | 5 | 7 | 5 | 2 | 1 | 3 | 3 | 0 | 18 |
| 15 | Davonte Fitzgerald | 0-2 | 0-1 | 0-0 | 0 | 0 | 0 | 0 | 0 | 0 | 0 | 0 | 0 | 2 | |
| 22 | Peyton Allen | 0-1 | 0-0 | 0-0 | 0 | 0 | 0 | 0 | 0 | 0 | 0 | 0 | 0 | 4 | |
| 45 | Dylan Johns | 0-1 | 0-0 | 0-0 | 0 | 0 | 0 | 2 | 0 | 0 | 0 | 0 | 0 | 7 | |
| | Team | | | | 1 | 2 | 3 | | | | | | | | |
| | Totals | 21-44 | 4-8 | 28-44 | 9 | 25 | 34 | 22 | 74 | 11 | 13 | 6 | 300 | | |

FG % 1st Half: 9-22 40.9% 2nd half: 11-22 54.5% Game: 21-44 47.7% Deadball Rebounds 11
 3FG % 1st Half: 1-5 20.0% 2nd half: 3-3 100.0% Game: 4-8 50.0%
 FT % 1st Half: 8-14 57.1% 2nd half: 20-30 66.7% Game: 28-44 63.6%

Officials: Joe Lindsay, Anthony Jordan, CJ Washington
 Technical fouls: Mississippi State-None, Texas A&M-None.
 Attendance: 4604

| Score by periods | 1st | 2nd | Total |
|-------------------|-----|-----|-------|
| Mississippi State | 28 | 42 | 70 |
| Texas A&M | 27 | 47 | 74 |

| | Points | In | Off | 2nd | Fast |
|------|--------|-------|-----|--------|-------|
| | MS | Paint | T/O | Chance | Break |
| TAMU | 16 | 11 | 17 | 7 | 20 |
| | 32 | 18 | 8 | 15 | 2 |

Last FG: MS 2nd-00:13, TAMU 2nd-02:12.
 Largest lead: MS by 3 2nd-19:01, TAMU by 10 2nd-14:02.
 MS led for 02:57, TAMU led for 34:12. Game was tied for 02:51.

Score tied - 6 times.
 Lead changed - 2 times.

Mississippi State dropped its SEC road opener to Florida, 72-47.

In the opening half, MSU shot 30.4 percent from the field and was only able to force three Florida turnovers. The Gators scored 19 points off 10 turnovers by the Bulldogs.

Florida scored six straight points to break an early 2-2 tie. After a dunk by MSU's Roqueze Johnson, Florida scored the game's next eight points to build a 16-4 lead with 13:25 left.

A Dorian Finney-Smith basket pushed the Florida advantage to 22-7 with 10:43 left in the half. The Bulldogs were within 11 after another Johnson dunk before Florida scored the game's next six points.

Florida would run the first-half lead to 23 points before Demetrius Houston hit a mid-court 3-point basket as time expired to bring the Bulldogs within 39-19 at the break.

A 10-1 run by Florida early in the second half removed all doubt from the contest. Fred Thomas did hit a pair of 3-point baskets in the second half down the stretch.

Johnson led MSU with 11 points, while I.J. Ready and Fred Thomas each added 10 points. Gavin Ware had a game-high eight rebounds. Ready also had five assists, one steal and no turnovers in 27 minutes of action.

Travis Daniels led MSU with 13 points and nine rebounds.

Mississippi State's bid to win its first SEC game came up short in a 74-70 setback to Texas A&M despite a career-high 18 points from I.J. Ready, one of four Bulldogs in double figures.

He was joined by Travis Daniels with 14 points, Roqueze Johnson with 13 points and Fred Thomas with 12 points.

MSU trailed by 10 points midway through the second half. The Bulldogs battled back and had the contest within a single possession twice late.

Texas A&M had three different five-point leads before a layup by Kourtney Roberson ran the lead to 20-13 with 8:02 left in the half.

The Bulldogs battled back to a two-point deficit at 23-21 after a 3-pointer by Thomas.

The teams were tied at 25-25 before Thomas hit a 3-pointer as time expired to give the Bulldogs a 28-27 lead in the intermission.

Ready scored all 18 of his points in the second half.

After two Craig Sword free throws pushed the MSU lead to 30-27, Texas A&M took the lead for good at 31-30 on a layup by Alex Caruso.

Texas A&M parlayed a 16-3 run into a 43-33 lead with 14:02 left in the contest.

The Bulldogs stormed back to cut it to 43-40 on jumper by Ready.

MSU fell back down 10 points at 58-48 with 3:12 left.



2014-15 RECAPS

GAME 17 Humphrey Coliseum • Starkville, Miss.

Mississippi State Vanderbilt

57
54

Vanderbilt 54 • 11-6, 1-3

| # | Player | Total | | 3-Pr | | Rebounds | | | PF | TP | A | T | Blk | Stl | Min |
|--------|---------------------|-------|-------|------|------|----------|-----|-----|----|----|---|---|-----|-----|-----|
| | | FG | FGA | FG | FGA | FT | FTA | Off | | | | | | | |
| 03 | Luke KORNET | 1 | 2-4 | 1-2 | 0-0 | 0 | 0 | 1 | 3 | 5 | 0 | 0 | 1 | 1 | 19 |
| 11 | Jeff ROBERSON | f | 1-4 | 0-0 | 0-0 | 1 | 1 | 2 | 4 | 2 | 0 | 1 | 0 | 0 | 12 |
| 30 | Damian JONES | c | 9-13 | 0-0 | 3-11 | 2 | 6 | 8 | 3 | 21 | 0 | 0 | 0 | 1 | 35 |
| 04 | Wade BALDWIN IV | g | 0-6 | 0-5 | 2-2 | 1 | 1 | 2 | 2 | 2 | 7 | 1 | 0 | 4 | 35 |
| 13 | Riley LACHANCE | g | 4-13 | 2-7 | 2-2 | 1 | 4 | 5 | 4 | 12 | 1 | 0 | 0 | 0 | 36 |
| 06 | Shelton MITCHELL | l | 1-2 | 0-0 | 0-0 | 1 | 0 | 1 | 1 | 2 | 0 | 2 | 0 | 0 | 19 |
| 05 | Matthe FISHER-DAVIS | g | 2-7 | 2-6 | 0-0 | 0 | 0 | 0 | 2 | 6 | 0 | 1 | 0 | 1 | 19 |
| 35 | James SIAKAM | g | 1-3 | 0-0 | 2-2 | 1 | 2 | 3 | 4 | 0 | 0 | 0 | 1 | 21 | |
| 40 | Josh HENDERSON | Team | 0-0 | 0-0 | 0-0 | 0 | 0 | 0 | 0 | 0 | 0 | 0 | 0 | 0 | 4 |
| Team | | | | | | 3 | 3 | 6 | | | 2 | | | | |
| Totals | | | 20-52 | 5-20 | 9-17 | 10 | 18 | 28 | 22 | 54 | 8 | 7 | 2 | 8 | 200 |

FG % 1st Half: 9-23 39.1% 2nd half: 11-29 37.9% Game: 20-52 38.5%
 3FG % 1st Half: 3-7 42.9% 2nd half: 2-13 15.4% Game: 5-20 25.0%
 FT % 1st Half: 5-10 50.0% 2nd half: 4-7 57.1% Game: 9-17 52.9%

Deadboll Rebounds 3

Mississippi State 57 • 8-9, 1-3

| # | Player | Total | | 3-Pr | | Rebounds | | | PF | TP | A | T | Blk | Stl | Min |
|--------|-------------------|-------|-------|------|-------|----------|-----|-----|----|----|---|----|-----|-----|-----|
| | | FG | FGA | FG | FGA | FT | FTA | Off | | | | | | | |
| 20 | Gavin Ware | f | 2-5 | 0-0 | 3-5 | 2 | 11 | 13 | 1 | 7 | 0 | 2 | 1 | 1 | 29 |
| 25 | Roquez Johnson | f | 2-7 | 0-0 | 4-5 | 3 | 2 | 5 | 3 | 8 | 0 | 1 | 0 | 2 | 30 |
| 15 | L.J. Ready | g | 4-7 | 1-3 | 2-2 | 0 | 5 | 5 | 1 | 11 | 2 | 7 | 0 | 0 | 30 |
| 23 | Travis Daniels | g | 2-3 | 1-2 | 0-0 | 1 | 1 | 2 | 2 | 5 | 0 | 0 | 0 | 1 | 17 |
| 32 | Craig Sword | g | 1-8 | 0-3 | 6-8 | 1 | 1 | 2 | 1 | 8 | 3 | 2 | 0 | 0 | 31 |
| 01 | Fred Thomas | g | 2-5 | 1-3 | 5-6 | 1 | 2 | 3 | 2 | 10 | 0 | 1 | 0 | 1 | 17 |
| 02 | Demetrius Houston | 0-2 | 0-0 | 0-0 | 1 | 1 | 2 | 3 | 0 | 0 | 0 | 1 | 0 | 14 | |
| 03 | Trivante Bloodman | l | 1-3 | 0-1 | 0-1 | 0 | 0 | 1 | 2 | 1 | 2 | 0 | 0 | 10 | |
| 33 | Oliver Black | g | 3-4 | 0-0 | 0-0 | 4 | 3 | 7 | 2 | 6 | 0 | 1 | 0 | 1 | 22 |
| Team | | | | | | 1 | 1 | 2 | | | 1 | | | | |
| Totals | | | 17-44 | 3-12 | 20-27 | 14 | 27 | 41 | 16 | 57 | 6 | 17 | 3 | 5 | 200 |

FG % 1st Half: 8-23 34.8% 2nd half: 9-21 42.9% Game: 17-44 38.6%
 3FG % 1st Half: 0-5 0.0% 2nd half: 3-7 42.9% Game: 3-12 25.0%
 FT % 1st Half: 2-5 40.0% 2nd half: 18-22 81.8% Game: 20-27 74.1%

Deadboll Rebounds 2

Officials: Mike Nance, Tim Gattis, Kevin Fehr

Technical fouls: Vanderbilt-None. Mississippi State-None.

Attendance: 6568

| Score by periods | 1st | 2nd | Total |
|-------------------|-----|-----|-------|
| Vanderbilt | 26 | 28 | 54 |
| Mississippi State | 18 | 39 | 57 |

Last FG - VU 2nd-00:13. MS 2nd-01:12.

Largest lead - VU by 12 1st-01:20. MS by 7 2nd-10:36.

VU led for 25:08. MS led for 12:04. Game was tied for 02:48.

| Points | In | Off | 2nd | Fast |
|--------|----|-----|-----|------|
| VU | 28 | 16 | 6 | 4 |
| MS | 20 | 8 | 9 | 4 |

Score tied - 3 times.
Lead changed - 1 time.

Mississippi State earned its first SEC win, beating Vanderbilt 57-54.

Breaking a tie in the final minute of regulation, I.J. Ready's 3-point basket from the top of the key proved to be the difference.

MSU rallied from down 12 points to win its first league game of the season. The Bulldogs improved to 8-9 overall and 1-3 in league play, while the Commodores fell to 11-6 and 1-3.

A 7-0 run midway through the first half pushed Vanderbilt to 19-10 lead. A 3-pointer by Riley LaChance ran the Commodores' advantage to 26-14 with 1:20 left in the first half.

A tip-in by Oliver Black and basket by Ready as the half expired brought the Bulldogs with 26-18 at the intermission.

MSU started the second half on a stronger note offensively. A 3-pointer by Travis Daniels cut the Vanderbilt lead to 29-23 with 17:47 left in the contest.

Still down seven points at 35-28, the Bulldogs took control with 14-0 run.

A jumper by Gavin Ware capped the run and gave the Maroon and White a 42-35 lead with 10:36 left.

The Commodores hung tight from 3-point range. Eventually two free throws by LaChance tied the game 52-52 with 1:27 left. The tie did not last long as Ready sank the go-ahead shot 15 seconds later, sending the coliseum crowd of 6,568 home happy. Ready led MSU with 11 points.

GAME 18 Auburn Arena • Auburn, Ala.

Mississippi State Auburn

78
71

Mississippi State 78 • 9-9, 2-3

| # | Player | Total | | 3-Pr | | Rebounds | | | PF | TP | A | T | Blk | Stl | Min |
|--------|-------------------|-------|-------|------|-------|----------|-----|-----|----|----|----|----|-----|-----|-----|
| | | FG | FGA | FG | FGA | FT | FTA | Off | | | | | | | |
| 20 | Gavin Ware | f | 6-7 | 0-0 | 4-4 | 5 | 12 | 17 | 4 | 16 | 1 | 4 | 2 | 0 | 32 |
| 25 | Roquez Johnson | f | 3-6 | 0-0 | 3-6 | 1 | 3 | 4 | 2 | 9 | 0 | 3 | 0 | 2 | 28 |
| 15 | L.J. Ready | g | 5-12 | 2-7 | 6-6 | 1 | 7 | 8 | 1 | 18 | 2 | 0 | 0 | 0 | 30 |
| 23 | Travis Daniels | g | 4-7 | 1-2 | 0-0 | 2 | 1 | 3 | 3 | 9 | 0 | 5 | 0 | 1 | 26 |
| 32 | Craig Sword | g | 3-9 | 0-0 | 4-8 | 1 | 2 | 3 | 4 | 10 | 5 | 2 | 1 | 3 | 27 |
| 01 | Fred Thomas | g | 2-7 | 2-6 | 4-5 | 1 | 3 | 4 | 2 | 10 | 2 | 2 | 0 | 1 | 21 |
| 02 | Demetrius Houston | 0-2 | 0-0 | 0-0 | 0-0 | 0 | 0 | 0 | 1 | 6 | 0 | 0 | 0 | 11 | |
| 03 | Trivante Bloodman | 0-2 | 0-0 | 0-0 | 0-0 | 0 | 0 | 0 | 1 | 0 | 1 | 1 | 0 | 11 | |
| 22 | Fallou Ndoye | 0-0 | 0-0 | 0-0 | 0-0 | 0 | 0 | 0 | 2 | 0 | 0 | 0 | 0 | 3 | |
| 33 | Oliver Black | g | 0-1 | 0-0 | 0-0 | 0 | 1 | 1 | 2 | 0 | 0 | 0 | 0 | 1 | 17 |
| Team | | | | | | 4 | 4 | 4 | | | | | | | |
| Totals | | | 26-56 | 5-15 | 21-31 | 15 | 29 | 44 | 22 | 78 | 11 | 17 | 4 | 10 | 201 |

FG % 1st Half: 12-28 42.9% 2nd half: 14-28 50.0% Game: 26-56 46.4%
 3FG % 1st Half: 2-7 28.6% 2nd half: 3-8 37.5% Game: 5-15 33.3%
 FT % 1st Half: 5-12 41.7% 2nd half: 16-19 84.2% Game: 21-31 67.7%

Deadboll Rebounds 10

Auburn 71 • 10-6, 2-3

| # | Player | Total | | 3-Pr | | Rebounds | | | PF | TP | A | T | Blk | Stl | Min |
|--------|--------------------|-------|-------|------|-------|----------|-----|-----|----|----|----|----|-----|-----|-----|
| | | FG | FGA | FG | FGA | FT | FTA | Off | | | | | | | |
| 05 | Bowers-Cinmeon | f | 7-14 | 0-1 | 2-4 | 5 | 12 | 17 | 3 | 16 | 1 | 3 | 1 | 1 | 35 |
| 26 | Granger, Jordan | f | 2-5 | 0-0 | 1-2 | 3 | 3 | 6 | 4 | 5 | 1 | 0 | 2 | 0 | 23 |
| 01 | Harrell,KT | g | 8-15 | 4-10 | 2-4 | 0 | 1 | 1 | 1 | 22 | 1 | 1 | 0 | 3 | 34 |
| 12 | Ross-Miller, KC | g | 2-6 | 1-4 | 2-4 | 0 | 2 | 2 | 4 | 7 | 2 | 3 | 0 | 2 | 28 |
| 14 | Mason, Antoine | g | 3-10 | 2-4 | 2-2 | 2 | 1 | 3 | 4 | 10 | 1 | 0 | 0 | 0 | 27 |
| 09 | Canada, Malcolm | g | 3-3 | 0-0 | 4-6 | 0 | 2 | 2 | 5 | 6 | 5 | 3 | 0 | 2 | 22 |
| 04 | Reed, Trayvon | 0-1 | 0-0 | 0-0 | 0 | 2 | 2 | 0 | 0 | 0 | 0 | 0 | 0 | 0 | 3 |
| 13 | Shamsid-Deen, Tahj | g | 2-7 | 1-4 | 0-1 | 0 | 0 | 0 | 1 | 5 | 0 | 0 | 0 | 2 | 19 |
| 20 | Thompson, Alex | 0-1 | 0-1 | 0-0 | 0-0 | 0 | 0 | 0 | 0 | 0 | 0 | 2 | 0 | 1 | 7 |
| 31 | Waddell, Devin | 0-0 | 0-0 | 0-0 | 0-0 | 0 | 0 | 0 | 0 | 0 | 0 | 0 | 0 | 0 | 2 |
| Team | | | | | | 0 | 0 | 0 | | | | | | | |
| Totals | | | 25-62 | 8-26 | 13-23 | 12 | 21 | 33 | 22 | 71 | 11 | 12 | 3 | 12 | 200 |

FG % 1st Half: 7-28 26.9% 2nd half: 18-36 50.0% Game: 25-62 40.3%
 3FG % 1st Half: 3-11 27.3% 2nd half: 5-15 33.3% Game: 8-26 30.8%
 FT % 1st Half: 5-10 50.0% 2nd half: 8-13 61.5% Game: 13-23 56.5%

Deadboll Rebounds 6

Officials: Doug Shows, Jim Burr, Kipp Kissing

Technical fouls: Mississippi State-None. Auburn-None.

Attendance: 8063

| Score by periods | 1st | 2nd | Total |
|-------------------|-----|-----|-------|
| Mississippi State | 31 | 47 | 78 |
| Auburn | 22 | 49 | 71 |

Last FG - MS 2nd-01:34. AU 2nd-00:37.

Largest lead - MS by 18 2nd-15:22. AU by 7 1st-17:53.

| Points | In | Off | 2nd | Fast |
|--------|----|-----|-----|------|
| MS | 28 | 21 | 20 | 4 |
| AU | 34 | 18 | 14 | 4 |

Score tied - 3 times.
Lead changed - 3 times.

I.J. Ready tied his career high with 18 points as Mississippi State beat Auburn, 78-71.

Ready halted the run with a critical 3-point basket and followed that with four-straight free throws as MSU grabbed its first win at Auburn Arena.

MSU snapped a 22-game road losing streak.

The Bulldogs scored 21 points off 12 turnovers by the Tigers. MSU also won by holding Auburn to 40.3 percent shooting from the field.

MSU was led by Gavin Ware, who posted his 11th career double-double. Ware had 16 points and a career-high 17 rebounds. Craig Sword and Fred Thomas were also in double figures with 10 points apiece.

In a game full of runs, Auburn closed within 67-65 after a 14-2 run before Ready hit his 3-point basket with 1:34 left in regulation and then hit four free throws, while Thomas did the same.

MSU erased an early 7-0 deficit with a 12-0 run. A Thomas 3-pointer extended the lead to 15-10. Auburn then scored on back-to-back possessions to take a 21-17 lead.

MSU followed with another 12-0 run. Travis Daniels had a putback and Craig Sword helped cap off the run with a drive to the basket.

The Bulldogs held the Tigers to 26.9 percent shooting in the opening half and led 31-22 at the intermission.



GAME 19 Humphrey Coliseum • Starkville, Miss.

Georgia 72
Mississippi State 66

Georgia 72 • 13-5, 4-2

| # | Player | Total | | | 3-Ptr | | | Rebounds | | | PF | TP | A | TO | Blk | Str | Min |
|----|------------------|-------|--------------|--------------|--------------|----------|-----------|-----------|-----------|-----------|-----------|-----------|----------|----------|------------|------------------|-----|
| | | FG | F-GA | FT | FT-FTA | FG | F-GA | FT | FT-FTA | Off | | | | | | | |
| 02 | Marcus Thornton | 1 | 1-8 | 1-2 | 0-1 | 1 | 6 | 7 | 3 | 3 | 1 | 2 | 4 | 0 | 0 | 30 | |
| 42 | Nemanja Djuricic | 1 | 1-2 | 0-0 | 2-2 | 0 | 2 | 2 | 5 | 4 | 1 | 0 | 0 | 0 | 0 | 16 | |
| 43 | Charles Mann | g | 2-6 | 1-1 | 2-4 | 0 | 5 | 5 | 3 | 7 | 5 | 3 | 0 | 1 | 25 | | |
| 12 | Kenny Gaines | g | 4-9 | 2-6 | 0-0 | 0 | 3 | 3 | 3 | 10 | 0 | 0 | 2 | 2 | 32 | | |
| 30 | J.J. Frazier | g | 12-14 | 7-7 | 6-8 | 1 | 6 | 7 | 1 | 37 | 3 | 2 | 2 | 2 | 34 | | |
| 01 | Yante Maten | 2-4 | 0-1 | 1-2 | 2 | 2 | 4 | 1 | 5 | 0 | 3 | 0 | 0 | 0 | 20 | | |
| 10 | Taylor Echols | 0-1 | 0-1 | 0-0 | 0 | 0 | 0 | 1 | 0 | 1 | 0 | 0 | 0 | 0 | 9 | | |
| 11 | Cameron Forte | 1-2 | 0-0 | 3-4 | 1 | 0 | 1 | 0 | 5 | 1 | 1 | 0 | 0 | 0 | 20 | | |
| 15 | Oshawn Idewe | 0-0 | 0-0 | 0-0 | 0 | 0 | 0 | 0 | 0 | 0 | 0 | 0 | 0 | 0 | 1 | | |
| 24 | Houston Kessler | 0-1 | 0-0 | 1-2 | 1 | 1 | 2 | 1 | 0 | 0 | 0 | 0 | 0 | 0 | 13 | | |
| | Team | | | | 0 | 1 | 1 | | | | | | | | | | |
| | Totals | | 23-47 | 11-18 | 15-23 | 6 | 26 | 32 | 19 | 72 | 12 | 11 | 6 | 5 | 200 | | |
| | FG % 1st Half: | 12:25 | 48.0% | 2nd half: | 11:22 | 50.0% | Game: | 23-47 | 48.9% | | | | | | | Deaball Rebounds | |
| | 3FG % 1st Half: | 7:9 | 87.5% | 2nd half: | 4:10 | 40.0% | Game: | 11-18 | 61.1% | | | | | | | 2.1 | |
| | FT % 1st Half: | 5:8 | 62.5% | 2nd half: | 10:15 | 66.7% | Game: | 15-23 | 65.2% | | | | | | | | |

Mississippi State 66 • 9-10, 2-4

| # | Player | Total | | | 3-Ptr | | | Rebounds | | | PF | TP | A | TO | Blk | Str | Min |
|----|-------------------|-------|--------------|-------------|--------------|-----------|-----------|-----------|-----------|-----------|----------|----------|----------|----------|------------|------------------|-----|
| | | FG | F-GA | FT | FT-FTA | FG | F-GA | FT | FT-FTA | Off | | | | | | | |
| 20 | Gavin Ware | 1 | 2-9 | 0-0 | 0-0 | 1 | 5 | 12 | 1 | 4 | 0 | 2 | 0 | 0 | 0 | 33 | |
| 25 | Roquez Johnson | 1 | 10-18 | 0-0 | 5-5 | 4 | 27 | 11 | 2 | 25 | 0 | 0 | 0 | 2 | 37 | | |
| 15 | I.J. Ready | g | 4-10 | 4-7 | 0-0 | 1 | 2 | 2 | 12 | 2 | 3 | 2 | 0 | 0 | 32 | | |
| 23 | Travis Daniels | g | 0-3 | 0-1 | 0-0 | 0 | 0 | 0 | 0 | 0 | 0 | 0 | 0 | 0 | 11 | | |
| 32 | Craig Sword | g | 2-12 | 1-4 | 8-9 | 2 | 5 | 7 | 5 | 13 | 0 | 3 | 0 | 2 | 30 | | |
| 01 | Fred Thomas | 3-7 | 3-6 | 0-3 | 2 | 0 | 2 | 0 | 9 | 0 | 1 | 0 | 1 | 1 | 26 | | |
| 02 | Demetrius Houston | 1-4 | 0-0 | 1-2 | 1 | 1 | 2 | 3 | 1 | 0 | 0 | 0 | 0 | 0 | 13 | | |
| 03 | Trivante Bloodman | 0-0 | 0-0 | 0-0 | 0 | 0 | 0 | 2 | 0 | 1 | 0 | 0 | 0 | 0 | 7 | | |
| 22 | Fallou Ndoye | 0-0 | 0-0 | 0-0 | 0 | 1 | 1 | 0 | 0 | 0 | 0 | 1 | 0 | 0 | 2 | | |
| 33 | Oliver Black | 0-2 | 0-0 | 0-0 | 0 | 2 | 2 | 3 | 0 | 1 | 0 | 0 | 0 | 0 | 9 | | |
| | Team | | | | 1 | 2 | 3 | | | | 1 | | | | | | |
| | Totals | | 22-65 | 8-18 | 14-19 | 18 | 24 | 42 | 18 | 66 | 9 | 1 | 5 | 1 | 200 | | |
| | FG % 1st Half: | 12:34 | 35.3% | 2nd half: | 10:31 | 32.3% | Game: | 22-65 | 33.8% | | | | | | | Deaball Rebounds | |
| | 3FG % 1st Half: | 4:9 | 44.4% | 2nd half: | 4:9 | 44.4% | Game: | 8-18 | 44.4% | | | | | | | 3 | |
| | FT % 1st Half: | 3:3 | 100.0% | 2nd half: | 11:16 | 68.8% | Game: | 14-19 | 73.7% | | | | | | | | |

Officials: Tony Henderson, Jeffrey Anderson, Brian Shy
Technical fouls: Georgia-None, Mississippi State-None.
Attendance: 7549

| Score by periods | 1st | 2nd | Total |
|-------------------|-----|-----|-------|
| Georgia | 36 | 36 | 72 |
| Mississippi State | 31 | 35 | 66 |

Last FG - USA 2nd-02:45, MS 2nd-02:37.
Largest lead - USA by 12 2nd-19:00, MS by 8 1st-14:57.

| | Points | In Paint | Off T/O | 2nd Chance | Fast Break | Bench |
|-----|--------|----------|---------|------------|------------|-------|
| USA | 18 | 11 | 6 | 2 | 11 | 8 |
| MS | 28 | 14 | 9 | 8 | 12 | 12 |

Score tied - 1 time.
Lead changed - 5 times.

A career night for Mississippi State's Roquez Johnson wasn't enough as Georgia rallied to win, 72-66.

Johnson scored a career-high 25 points and pulled down 12 rebounds to post his second career double-double.

Keying Georgia's efforts was J.J. Frazier, who scored 37 points.

Georgia led by 12 points early in the second half. However, back-to-back 3-pointers by Fred Thomas and another by I.J. Ready brought the Bulldogs back within a point with 2:27 left.

Johnson and Gavin Ware (game-high 12 rebounds) combined for 29 points and 23 rebounds.

MSU quickly built a 7-2 lead after a basket by Ware. A basket by Johnson extended the lead to 14-6 with 14:07 left in the first half.

UGA pulled even at 17-all on a Frazier 3. MSU took the lead back on a Johnson putback. A 3-pointer by Craig Sword extended the lead to 29-24 with 5:33 left in the half.

MSU managed one field goal the rest of the way and Georgia ended the half on a 12-2 run to grab a 36-31 lead. Second half, Georgia extended the lead to 48-36 with 15:16 left.

A steal and dunk by Johnson brought MSU back within 48-43. Georgia extended the lead to 59-51 on a 3-pointer by Frazier.

GAME 20 Tad Smith Coliseum • Oxford, Miss.

Ole Miss 79
Mississippi State 73

Mississippi State 73 • 9-11, 2-5 SEC

| # | Player | Total | | | 3-Ptr | | | Rebounds | | | PF | TP | A | TO | Blk | Str | Min |
|----|-------------------|-------|--------------|-------------|-------------|----------|-----------|-----------|-----------|-----------|-----------|-----------|----------|----------|------------|------------------|-----|
| | | FG | F-GA | FT | FT-FTA | FG | F-GA | FT | FT-FTA | Off | | | | | | | |
| 25 | Roquez Johnson | 1 | 2-3 | 0-0 | 0-1 | 2 | 5 | 7 | 4 | 4 | 4 | 5 | 0 | 0 | 0 | 27 | |
| 15 | I.J. Ready | g | 5-11 | 0-3 | 0-0 | 0 | 4 | 4 | 4 | 10 | 3 | 1 | 0 | 1 | 25 | | |
| 20 | Gavin Ware | g | 5-9 | 0-0 | 2-2 | 0 | 4 | 4 | 2 | 12 | 0 | 1 | 0 | 0 | 25 | | |
| 23 | Travis Daniels | g | 2-4 | 2-3 | 1-2 | 0 | 2 | 2 | 4 | 7 | 0 | 0 | 0 | 0 | 18 | | |
| 32 | Craig Sword | g | 10-13 | 5-7 | 2-2 | 0 | 1 | 1 | 4 | 27 | 2 | 2 | 0 | 0 | 32 | | |
| 01 | Fred Thomas | 0-6 | 0-5 | 0-0 | 0 | 2 | 2 | 4 | 0 | 1 | 2 | 1 | 0 | 0 | 27 | | |
| 02 | Demetrius Houston | 1-3 | 0-0 | 0-0 | 0 | 2 | 2 | 0 | 2 | 0 | 1 | 0 | 0 | 0 | 4 | | |
| 03 | Trivante Bloodman | 2-2 | 0-0 | 0-0 | 0 | 0 | 0 | 0 | 2 | 4 | 2 | 1 | 0 | 1 | 15 | | |
| 22 | Fallou Ndoye | 1-1 | 0-0 | 0-0 | 0 | 0 | 0 | 0 | 2 | 0 | 0 | 0 | 0 | 0 | 6 | | |
| 33 | Oliver Black | 2-2 | 0-0 | 1-4 | 1 | 2 | 3 | 3 | 5 | 0 | 3 | 0 | 1 | 1 | 21 | | |
| | Team | | | | 3 | 6 | 9 | | | | | | | | | | |
| | Totals | | 30-54 | 7-18 | 6-11 | 8 | 26 | 34 | 27 | 73 | 15 | 16 | 1 | 3 | 200 | | |
| | FG % 1st Half: | 13:24 | 54.2% | 2nd half: | 17:30 | 56.7% | Game: | 30-54 | 55.6% | | | | | | | Deaball Rebounds | |
| | 3FG % 1st Half: | 3:8 | 37.5% | 2nd half: | 4:10 | 40.0% | Game: | 7-18 | 38.9% | | | | | | | 1 | |
| | FT % 1st Half: | 3:5 | 60.0% | 2nd half: | 3:6 | 50.0% | Game: | 6-11 | 54.5% | | | | | | | | |

Ole Miss 79 • 13-7, 4-3 SEC

| # | Player | Total | | | 3-Ptr | | | Rebounds | | | PF | TP | A | TO | Blk | Str | Min |
|----|------------------|-------|--------------|-------------|--------------|-----------|-----------|-----------|-----------|-----------|-----------|----------|----------|----------|------------|------------------|-----|
| | | FG | F-GA | FT | FT-FTA | FG | F-GA | FT | FT-FTA | Off | | | | | | | |
| 04 | Rhett M.J. | 1 | 1-3 | 0-0 | 0-0 | 1 | 1 | 2 | 0 | 2 | 1 | 1 | 0 | 0 | 0 | 18 | |
| 11 | Stacy Sebastian | 1 | 3-5 | 0-0 | 3-5 | 0 | 5 | 8 | 1 | 9 | 0 | 0 | 2 | 2 | 31 | | |
| 01 | Newby, Martavius | g | 0-1 | 0-1 | 0-0 | 0 | 0 | 0 | 0 | 0 | 0 | 1 | 0 | 0 | 13 | | |
| 32 | Summers, Jarvis | g | 4-10 | 2-4 | 12-15 | 0 | 1 | 1 | 3 | 22 | 7 | 1 | 0 | 0 | 25 | | |
| 42 | Moody, Stefan | g | 5-15 | 0-5 | 4-4 | 0 | 1 | 1 | 1 | 14 | 0 | 1 | 0 | 0 | 24 | | |
| 03 | Smith, Terence | g | 3-6 | 0-2 | 1-2 | 1 | 1 | 2 | 2 | 7 | 2 | 0 | 0 | 0 | 25 | | |
| 10 | White, LaDarius | 4-11 | 2-6 | 2-3 | 0 | 1 | 1 | 0 | 12 | 1 | 1 | 0 | 1 | 1 | 31 | | |
| 13 | Peretz, Anthony | 2-2 | 2-2 | 1-2 | 1 | 0 | 1 | 0 | 7 | 1 | 1 | 0 | 0 | 0 | 17 | | |
| 22 | Coleby, Dwight | 0-2 | 0-0 | 6-6 | 2 | 6 | 8 | 2 | 6 | 0 | 0 | 0 | 0 | 0 | 13 | | |
| 34 | Jones, Aaron | 0-0 | 0-0 | 0-0 | 0 | 1 | 1 | 2 | 0 | 0 | 0 | 0 | 0 | 0 | 3 | | |
| | Team | | | | 4 | 2 | 6 | | | | | | | | | | |
| | Totals | | 22-55 | 6-20 | 29-37 | 12 | 19 | 31 | 12 | 79 | 12 | 6 | 2 | 7 | 200 | | |
| | FG % 1st Half: | 9:30 | 30.0% | 2nd half: | 13:25 | 52.0% | Game: | 22-55 | 40.0% | | | | | | | Deaball Rebounds | |
| | 3FG % 1st Half: | 2:11 | 18.2% | 2nd half: | 4:9 | 44.4% | Game: | 6-20 | 30.0% | | | | | | | 3.1 | |
| | FT % 1st Half: | 9:10 | 80.0% | 2nd half: | 21:27 | 77.8% | Game: | 29-37 | 78.4% | | | | | | | | |

Officials: Joe Lindsay, Doug Simmons, Ron Groover
Technical fouls: Mississippi State-None, Ole Miss-None.
Attendance: 8959

| Score by periods | 1st | 2nd | Total |
|-------------------|-----|-----|-------|
| Mississippi State | 32 | 41 | 73 |
| Ole Miss | 28 | 51 | 79 |

Last FG - MS 2nd-03:17, OM 2nd-02:16.
Largest lead - MS by 13 2nd-16:29, OM by 7 2nd-02:26.
MS led for 29:16, OM led for 07:40. Game was tied for 02:59.

| | Points | In Paint | Off T/O | 2nd Chance | Fast Break | Bench |
|----|--------|----------|---------|------------|------------|-------|
| MS | 28 | 10 | 15 | 6 | 13 | 13 |
| OM | 22 | 10 | 2 | 2 | 32 | 32 |

Score tied - 5 times.
Lead changed - 3 times.

Craig Sword scored a season-high 27 points and drained a career-best five 3-pointers, but it wasn't enough as Ole Miss rallied to win, 79-73.

MSU shot 55.6 percent from the field – its first game above 50 percent in league play and fourth overall.

Gavin Ware overcame early foul trouble to add 12 points for the Bulldogs, while I.J. Ready was also in double figures with 10 points.

MSU started strong and built a 16-4 lead. Ole Miss responded with a 17-2 run to take a brief first-half lead. MSU surged back ahead to carry a 32-28 lead into the locker room at halftime.

The Bulldogs again started strong in the second half and stretched the lead to a game-best advantage of 45-32 with 16:29 left in the contest. Ole Miss still trailed by nine points at 54-45 before putting together a game-changing run. The teams were tied at 60 before Ole Miss took the lead for good at 64-62 after two free throws by Jarvis Summers.

The game's critical play took place minutes later when Summers drew a foul on a made 3-point shot attempt. The four-point play pushed the UM lead to 71-65 with 3:15 left to play.

MSU held a 34-31 rebounding advantage. The Maroon and White have now out-rebounded five straight conference opponents. The Bulldogs had 15 assists and 16 turnovers.



2014-15 RECAPS

GAME 21 Humphrey Coliseum • Starkville, Miss.

Mississippi State

73

LSU

67

LSU 67 - 16-5, 3-3

| # | Player | Total | | | 3-Ptr | | | Rebounds | | | PF | TP | A | TO | Blk | Stl | Min |
|--------|-------------------|-------|-------|------|-------|----|-----|----------|-----|-----|----|----|---|----|-----|-----|-----|
| | | FG | FGA | FT | FTA | FG | FGA | FT | FTA | Off | | | | | | | |
| 01 | Jarell MARTIN | f | 1-4 | 0-0 | 2-2 | 1 | 3 | 4 | 4 | 1 | 2 | 0 | 0 | 0 | 0 | 27 | |
| 25 | Jordan MCKEY | f | 11-18 | 0-0 | 3-10 | 6 | 14 | 20 | 3 | 25 | 0 | 4 | 2 | 1 | 37 | | |
| 22 | Darcy MALONE | f | 0-2 | 0-1 | 2-2 | 2 | 2 | 4 | 4 | 3 | 2 | 0 | 0 | 0 | 26 | | |
| 04 | Keith HORNSBY | g | 5-17 | 3-10 | 2-2 | 1 | 3 | 4 | 2 | 15 | 3 | 0 | 0 | 2 | 37 | | |
| 05 | Josh GRAY | g | 6-14 | 1-6 | 0-1 | 0 | 0 | 0 | 5 | 13 | 2 | 4 | 0 | 1 | 33 | | |
| 20 | Brian BRIDGEWATER | g | 0-0 | 0-0 | 0-0 | 0 | 0 | 0 | 0 | 0 | 0 | 0 | 0 | 0 | 4 | | |
| 21 | Aaron EPPS | g | 2-4 | 0-0 | 0-0 | 3 | 3 | 3 | 1 | 4 | 0 | 0 | 0 | 0 | 7 | | |
| 55 | Tim QUARTERMAN | f | 1-10 | 0-6 | 2-4 | 2 | 1 | 3 | 5 | 4 | 1 | 2 | 1 | 2 | 29 | | |
| Team | | | | | | 3 | 2 | 5 | | | | | | | | | |
| Totals | | | 26-69 | 4-23 | 11-21 | 18 | 25 | 43 | 24 | 67 | 10 | 15 | 6 | 6 | 20 | | |

| | | | | | | | | | | |
|-----------------|-------|-------|-----------|-------|-------|-------|-------|-------|----------|---|
| FG % 1st Half: | 10-34 | 29.4% | 2nd half: | 16-35 | 45.7% | Game: | 26-69 | 37.7% | Deadbll | |
| 3FG % 1st Half: | 2-10 | 20.0% | 2nd half: | 2-13 | 15.4% | Game: | 4-23 | 17.4% | Rebounds | 4 |
| FT % 1st Half: | 6-8 | 75.0% | 2nd half: | 5-13 | 38.5% | Game: | 11-21 | 52.4% | | |

Mississippi State 73 - 10-11, 3-5

| # | Player | Total | | | 3-Ptr | | | Rebounds | | | PF | TP | A | TO | Blk | Stl | Min |
|--------|-------------------|-------|-------|------|-------|----|-----|----------|-----|-----|----|----|---|----|-----|-----|-----|
| | | FG | FGA | FT | FTA | FG | FGA | FT | FTA | Off | | | | | | | |
| 20 | Gavin Ware | f | 4-7 | 0-0 | 4-5 | 3 | 7 | 10 | 1 | 12 | 1 | 3 | 0 | 2 | 33 | | |
| 25 | Roqueze Johnson | f | 3-5 | 0-0 | 3-6 | 0 | 10 | 10 | 4 | 9 | 0 | 1 | 0 | 1 | 21 | | |
| 15 | I.J. Ready | g | 4-9 | 2-6 | 2-2 | 0 | 2 | 2 | 12 | 4 | 0 | 0 | 2 | 34 | | | |
| 29 | Travis Daniels | g | 0-2 | 0-1 | 0-0 | 0 | 2 | 2 | 1 | 0 | 1 | 2 | 1 | 0 | 8 | | |
| 32 | Craig Sword | g | 4-7 | 1-2 | 5-10 | 0 | 5 | 5 | 3 | 14 | 5 | 3 | 0 | 2 | 33 | | |
| 01 | Fred Thomas | g | 5-8 | 1-2 | 7-7 | 0 | 1 | 1 | 1 | 18 | 1 | 0 | 0 | 0 | 25 | | |
| 02 | Demetrius Houston | g | 0-0 | 0-0 | 2-4 | 1 | 1 | 2 | 0 | 2 | 0 | 3 | 0 | 0 | 13 | | |
| 03 | Trivante Bloodman | g | 1-1 | 0-0 | 0-1 | 0 | 0 | 0 | 0 | 0 | 1 | 0 | 2 | 6 | | | |
| 22 | Fallou Ndoye | g | 0-0 | 0-0 | 0-0 | 2 | 3 | 5 | 1 | 2 | 0 | 0 | 1 | 0 | 8 | | |
| 33 | Oliver Black | g | 2-2 | 0-0 | 0-0 | 1 | 1 | 1 | 5 | 4 | 0 | 0 | 0 | 3 | 19 | | |
| Team | | | | | | 2 | 2 | 2 | | | | | | | | | |
| Totals | | | 23-52 | 4-11 | 23-35 | 9 | 31 | 40 | 18 | 73 | 12 | 13 | 2 | 12 | 20 | | |

| | | | | | | | | | | |
|-----------------|-------|-------|-----------|-------|-------|-------|-------|-------|----------|---|
| FG % 1st Half: | 11-29 | 39.3% | 2nd half: | 12-24 | 50.0% | Game: | 23-52 | 44.2% | Deadbll | |
| 3FG % 1st Half: | 4-9 | 44.4% | 2nd half: | 6-2 | 0.0% | Game: | 4-11 | 36.4% | Rebounds | 7 |
| FT % 1st Half: | 10-10 | 50.0% | 2nd half: | 18-25 | 72.0% | Game: | 23-35 | 65.7% | | |

Officials: Anthony Jordan, Lee Cassell, Glenn Tutt
Technical fouls: LSU-None, Mississippi State-None.
Attendance: 6557

| Score by periods | 1st | 2nd | Total |
|-------------------|-----|-----|-------|
| LSU | 28 | 39 | 67 |
| Mississippi State | 31 | 42 | 73 |

| | In | Off | 2nd | Fast | Bench |
|--------|-------|-----|--------|-------|-------|
| Points | Paint | T/O | Chance | Break | |
| LSU | 36 | 12 | 19 | 8 | 8 |
| MS | 28 | 12 | 4 | 10 | 26 |

Last FG - LSU 2nd-00:13, MS 2nd-00:36.
Largest lead - LSU by 3 1st-19:21, MS by 7 1st-05:41.
LSU led for 08:44, MS led for 25:11. Game was tied for 05:01.

A season-high 18 points by Fred Thomas propelled Mississippi State to a 73-67 win against LSU.

In a contest that featured nine ties and nine lead changes, MSU closed the contest on a 19-10 run.

Thomas was followed in the scoring column by Craig Sword with 14 points. Gavin Ware and I.J. Ready each added 12 points. Ware posted his 12th career double-double with 10 rebounds. Roqueze Johnson just missed a double-double with nine points and 10 rebounds.

Both teams struggled offensively in the first half. A tip-in by Oliver Black pushed the MSU lead to 13-8 with 11:59 left in the half. A 3-pointer by Ready ran the advantage to 18-12 with 7:48 left.

The lead was pushed to seven points before LSU grabbed a 24-23 lead with an 8-0 run.

The Bulldogs led 31-28 at halftime. The Bulldogs built a 44-40 lead on a Sword jumper with 14:05 left. The Tigers fought back to take leads of 55-52 and 57-54.

A dunk by Johnson gave the Bulldogs the lead for good at 58-57 with 3:26 left. After some early struggles, the Bulldogs hit their final eight free throws to close out the win.

LSU held a 43-40 rebounding advantage. The Bulldogs had 12 assists and forced 15 turnovers.

GAME 22 Thompson-Boling Arena • Knoxville, Tenn.

Mississippi State

71

Tennessee

66

Mississippi State 71 - 11-11, 4-5 SEC

| # | Player | Total | | | 3-Ptr | | | Rebounds | | | PF | TP | A | TO | Blk | Stl | Min |
|--------|-------------------|-------|-------|------|-------|----|-----|----------|-----|-----|----|----|---|----|-----|-----|-----|
| | | FG | FGA | FT | FTA | FG | FGA | FT | FTA | Off | | | | | | | |
| 20 | Gavin Ware | f | 1-6 | 0-0 | 3-6 | 2 | 6 | 8 | 1 | 5 | 1 | 0 | 0 | 0 | 32 | | |
| 25 | Roqueze Johnson | f | 2-4 | 0-0 | 2-2 | 1 | 1 | 2 | 3 | 6 | 0 | 4 | 0 | 0 | 31 | | |
| 15 | I.J. Ready | g | 2-3 | 0-0 | 4-4 | 0 | 1 | 1 | 4 | 8 | 0 | 1 | 0 | 3 | 29 | | |
| 29 | Travis Daniels | g | 1-2 | 0-0 | 0-0 | 0 | 1 | 1 | 2 | 1 | 1 | 0 | 1 | 15 | | | |
| 32 | Craig Sword | g | 7-8 | 4-5 | 8-10 | 0 | 2 | 2 | 3 | 25 | 1 | 2 | 0 | 0 | 29 | | |
| 01 | Fred Thomas | g | 5-7 | 4-5 | 6-7 | 1 | 2 | 3 | 4 | 20 | 2 | 6 | 0 | 0 | 22 | | |
| 02 | Demetrius Houston | g | 0-2 | 0-0 | 1-2 | 2 | 4 | 6 | 0 | 1 | 1 | 1 | 0 | 3 | 11 | | |
| 03 | Trivante Bloodman | g | 0-1 | 0-1 | 0-2 | 0 | 1 | 1 | 1 | 0 | 4 | 0 | 0 | 0 | 13 | | |
| 22 | Fallou Ndoye | g | 0-0 | 0-0 | 0-0 | 0 | 0 | 0 | 0 | 0 | 0 | 0 | 0 | 0 | 2 | | |
| 33 | Oliver Black | g | 1-1 | 0-0 | 1-2 | 0 | 0 | 0 | 3 | 3 | 0 | 2 | 0 | 0 | 16 | | |
| Team | | | | | | 1 | 1 | 2 | | | | | | | | | |
| Totals | | | 19-34 | 8-11 | 25-35 | 7 | 19 | 26 | 20 | 71 | 10 | 18 | 0 | 7 | 20 | | |

| | | | | | | | | | | |
|-----------------|-------|-------|-----------|-------|-------|-------|-------|-------|----------|---|
| FG % 1st Half: | 12-19 | 63.2% | 2nd half: | 7-15 | 46.7% | Game: | 19-34 | 55.9% | Deadbll | |
| 3FG % 1st Half: | 4-5 | 80.0% | 2nd half: | 4-6 | 66.7% | Game: | 8-11 | 72.7% | Rebounds | 5 |
| FT % 1st Half: | 4-7 | 57.1% | 2nd half: | 21-28 | 75.0% | Game: | 25-35 | 71.4% | | |

Tennessee 66 - 13-8, 5-4 SEC

| # | Player | Total | | | 3-Ptr | | | Rebounds | | | PF | TP | A | TO | Blk | Stl | Min |
|--------|-------------------|-------|-------|------|-------|----|-----|----------|-----|-----|----|----|---|----|-----|-----|-----|
| | | FG | FGA | FT | FTA | FG | FGA | FT | FTA | Off | | | | | | | |
| 04 | Moore,Armani | f | 4-10 | 0-0 | 0-1 | 9 | 10 | 10 | 5 | 8 | 0 | 3 | 1 | 1 | 31 | | |
| 11 | Owens,Tariq | f | 2-2 | 0-0 | 0-1 | 1 | 1 | 2 | 4 | 4 | 0 | 0 | 1 | 0 | 10 | | |
| 0 | Punter, Kevin | g | 3-8 | 2-4 | 2-5 | 0 | 2 | 2 | 3 | 10 | 4 | 3 | 0 | 3 | 29 | | |
| 01 | Richardson,Josh | g | 11-19 | 2-6 | 6-6 | 0 | 1 | 1 | 5 | 30 | 5 | 7 | 1 | 1 | 39 | | |
| 03 | Hutbs III,Robert | g | 2-7 | 0-4 | 0-0 | 2 | 3 | 2 | 4 | 1 | 1 | 0 | 1 | 1 | 21 | | |
| 15 | Mostella,Detrick | g | 0-0 | 0-0 | 0-0 | 0 | 0 | 0 | 0 | 0 | 0 | 0 | 0 | 0 | 3 | | |
| 23 | Reese,Derek | g | 0-6 | 0-2 | 1-2 | 4 | 2 | 6 | 3 | 1 | 2 | 0 | 0 | 0 | 25 | | |
| 24 | Carmichael,Willie | g | 2-3 | 0-0 | 0-0 | 2 | 2 | 4 | 1 | 4 | 0 | 0 | 0 | 0 | 13 | | |
| 34 | Baulkman,Devon | g | 1-5 | 1-4 | 2-2 | 0 | 1 | 1 | 5 | 4 | 0 | 0 | 2 | 19 | | | |
| Team | | | | | | 2 | 2 | 4 | | | | | | | | | |
| Totals | | | 25-60 | 5-20 | 11-17 | 20 | 13 | 33 | 24 | 66 | 16 | 14 | 3 | 8 | 20 | | |

| | | | | | | | | | | |
|-----------------|-------|-------|-----------|-------|-------|-------|-------|-------|----------|---|
| FG % 1st Half: | 12-32 | 37.5% | 2nd half: | 13-28 | 46.4% | Game: | 25-60 | 41.7% | Deadbll | |
| 3FG % 1st Half: | 2-11 | 18.2% | 2nd half: | 3-9 | 33.3% | Game: | 5-20 | 25.0% | Rebounds | 2 |
| FT % 1st Half: | 4-6 | 66.7% | 2nd half: | 7-11 | 63.6% | Game: | 11-17 | 64.7% | | |

Officials: Doug Shows, John Hampton, Ted Valentine
Technical fouls: Mississippi State-None, Tennessee-None.
Attendance: 13868

| Score by periods | 1st | 2nd | Total |
|-------------------|-----|-----|-------|
| Mississippi State | 32 | 39 | 71 |
| Tennessee | 30 | 36 | 66 |

| | In | Off | 2nd | Fast | Bench |
|--------|-------|-----|--------|-------|-------|
| Points | Paint | T/O | Chance | Break | |
| MS | 26 | 24 | 17 | 6 | 10 |
| UT | 28 | 24 | 4 | 6 | 24 |

Last FG - MS 2nd-00:52, UT 2nd-00:05.
Largest lead - MS by 8 2nd-16:51, UT by 6 1st-13:00.
MS led for 27:41, UT led for 07:09. Game was tied for 05:10.

Mississippi State shot its way to a 71-66 SEC road victory at Tennessee behind eight 3-point baskets and 56 percent shooting overall.

Craig Sword paced the Bulldogs with 26 points, including a 7-of-8 night from the field and 4-of-5 night from 3-point range. Sword also hit 8-of-10 free throw attempts. Thomas was equally damaging outside as he scored 20 points.

Tennessee took advantage of some early MSU turnovers to build a 13-7 lead. Sword and Thomas were just beginning to heat up though as back-to-back 3-point baskets capped a 10-2 run for a 17-15 lead.

Tennessee went better than three minutes without a field goal as a Thomas 3-pointer pushed the MSU lead to 20-17. A tip-in by Roqueze Johnson gave MSU a 32-30 lead at halftime.

MSU stretched the lead to 40-32 in the early stages of the second half. A Josh Richardson jumper capped a 9-0 run and gave UT its only lead of the second half at 41-40 with 13:31 left.

The Bulldogs responded with an 11-2 run to grab a 51-43 lead with 10:01 left. Again, the run was highlighted by two treys from Sword, and another from Thomas.

Tennessee closed within one at 58-57 but Sword had an answer with another triple and Gavin Ware followed with a layup off a Thomas offensive rebound to seal the deal.



GAME 23 Bud Walton Arena • Fayetteville, Ark.

Arkansas

Mississippi State

61

41

Mississippi State 41 • 11-12, 4-6 SEC

| # | Player | Total | | | 3-Ptr | | | Rebounds | | | PF | TP | A | T | Blk | Stl | Min |
|-----------------|-------------------|-------|-------|-----------|-------|-------|-------|----------|-------|-------|----------|----|---|---|-----|-----|-----|
| | | FG | FGA | FG-% | FG | FGA | FG-% | Off | Def | Total | | | | | | | |
| 20 | Gavin Ware | 1 | 7-15 | 0-0 | 2-2 | 3 | 6 | 9 | 2 | 16 | 0 | 4 | 1 | 0 | 29 | | |
| 25 | Roquez Johnson | 1 | 1-3 | 0-0 | 4-6 | 0 | 6 | 6 | 3 | 6 | 0 | 5 | 1 | 0 | 28 | | |
| 01 | Fred Thomas | g | 2-7 | 0-4 | 2-2 | 0 | 6 | 6 | 0 | 6 | 3 | 0 | 1 | 1 | 32 | | |
| 15 | J.J. Reddy | g | 1-6 | 0-2 | 2-2 | 0 | 2 | 2 | 0 | 4 | 3 | 3 | 0 | 2 | 29 | | |
| 32 | Craig Sword | g | 1-6 | 0-3 | 3-6 | 1 | 2 | 3 | 3 | 5 | 1 | 5 | 0 | 2 | 29 | | |
| 02 | Demetrius Houston | g | 1-6 | 0-0 | 0-0 | 0 | 1 | 1 | 2 | 0 | 2 | 0 | 1 | 0 | 11 | | |
| 03 | Trivante Bloodman | g | 1-1 | 0-0 | 0-2 | 1 | 5 | 6 | 1 | 2 | 1 | 2 | 0 | 0 | 11 | | |
| 06 | Isaiah Butler | g | 0-0 | 0-0 | 0-0 | 0 | 0 | 0 | 0 | 0 | 0 | 0 | 1 | 0 | 2 | | |
| 10 | Jeffery Johnson | g | 0-0 | 0-0 | 0-0 | 0 | 1 | 1 | 0 | 0 | 0 | 0 | 0 | 1 | 2 | | |
| 22 | Fallou Ndyoye | g | 0-0 | 0-0 | 0-0 | 0 | 1 | 1 | 2 | 0 | 0 | 1 | 0 | 0 | 5 | | |
| 23 | Travis Daniels | g | 0-1 | 0-1 | 0-0 | 0 | 1 | 1 | 0 | 0 | 0 | 0 | 0 | 0 | 6 | | |
| 33 | Oliver Black | g | 0-1 | 0-0 | 0-0 | 1 | 2 | 3 | 4 | 0 | 0 | 1 | 0 | 1 | 16 | | |
| Team | | | | | | 2 | 1 | 3 | | | | | | | | | |
| Totals | | | 14-45 | 0-10 | 13-20 | 9 | 33 | 42 | 17 | 41 | 8 | 24 | 3 | 8 | 200 | | |
| FG % 1st Half: | | 2-21 | 9.5% | 2nd half: | 12-24 | 50.0% | Game: | | 14-45 | 31.1% | Deadboll | | | | | | |
| 3FG % 1st Half: | | 0-5 | 0.0% | 2nd half: | 0-5 | 0.0% | Game: | | 0-10 | 0.0% | Rebounds | | | | | | |
| FT % 1st Half: | | 5-6 | 83.3% | 2nd half: | 8-14 | 57.1% | Game: | | 13-20 | 65.0% | 4 | | | | | | |

Arkansas 61 • 18-5, 7-3 SEC

| # | Player | Total | | | 3-Ptr | | | Rebounds | | | PF | TP | A | T | Blk | Stl | Min |
|-----------------|-------------------|-------|-------|-----------|-------|-------|-------|----------|-------|-------|----------|----|---|----|-----|-----|-----|
| | | FG | FGA | FG-% | FG | FGA | FG-% | Off | Def | Total | | | | | | | |
| 02 | Harris, Alandise | r | 4-6 | 0-1 | 1-3 | 0 | 1 | 1 | 3 | 9 | 2 | 1 | 2 | 2 | 29 | | |
| 10 | Portis, Bobby | r | 8-14 | 0-0 | 3-3 | 3 | 8 | 11 | 2 | 19 | 1 | 1 | 0 | 2 | 27 | | |
| 00 | Madden, Rashad | g | 3-6 | 0-3 | 1-1 | 0 | 4 | 4 | 2 | 7 | 4 | 1 | 0 | 0 | 29 | | |
| 24 | Qualls, Michael | g | 1-9 | 1-4 | 0-0 | 0 | 0 | 0 | 0 | 3 | 0 | 1 | 0 | 0 | 23 | | |
| 31 | Beard, Anton | g | 2-9 | 1-5 | 1-2 | 1 | 2 | 4 | 5 | 3 | 0 | 0 | 0 | 4 | 23 | | |
| 01 | Thompson, Trey | g | 0-0 | 0-0 | 2-2 | 0 | 0 | 0 | 2 | 2 | 0 | 0 | 1 | 2 | 2 | | |
| 04 | Durham, Jabril | g | 0-2 | 0-1 | 0-0 | 0 | 0 | 0 | 3 | 0 | 0 | 2 | 0 | 2 | 7 | | |
| 05 | Bell, Anthon | g | 4-9 | 4-8 | 0-0 | 1 | 0 | 1 | 0 | 12 | 2 | 1 | 0 | 1 | 21 | | |
| 14 | Babb, Nick | g | 0-0 | 0-0 | 0-0 | 0 | 0 | 0 | 0 | 0 | 0 | 0 | 0 | 1 | 2 | | |
| 21 | Watkins, Maruale | g | 1-1 | 0-0 | 0-0 | 0 | 4 | 4 | 1 | 2 | 1 | 0 | 0 | 0 | 15 | | |
| 22 | Williams, Jacorey | g | 1-4 | 0-0 | 0-0 | 0 | 2 | 2 | 1 | 2 | 0 | 0 | 1 | 0 | 9 | | |
| 33 | Kingsley, Moses | g | 0-3 | 0-0 | 0-0 | 1 | 4 | 5 | 1 | 0 | 1 | 2 | 3 | 0 | 11 | | |
| 55 | Miles, Keaton | g | 0-1 | 0-0 | 0-0 | 0 | 0 | 0 | 0 | 0 | 0 | 0 | 0 | 0 | 2 | | |
| Team | | | | | | 4 | 4 | 4 | | | | | | | | | |
| Totals | | | 24-64 | 5-22 | 8-11 | 10 | 24 | 34 | 17 | 61 | 14 | 11 | 6 | 15 | 200 | | |
| FG % 1st Half: | | 12-35 | 34.3% | 2nd half: | 12-29 | 41.4% | Game: | | 24-64 | 37.5% | Deadboll | | | | | | |
| 3FG % 1st Half: | | 3-14 | 21.4% | 2nd half: | 2-8 | 25.0% | Game: | | 5-22 | 22.7% | Rebounds | | | | | | |
| FT % 1st Half: | | 3-4 | 75.0% | 2nd half: | 5-7 | 71.4% | Game: | | 8-11 | 72.7% | 0.1 | | | | | | |

Officials: Antonio Petty (R), Will CJ Washington, Jeff Smith

Technical fouls: Mississippi State-None, Arkansas-None.

Attendance: 10203

Estimated Actual Attendance: 17,404

| Score by periods | 1st | 2nd | Total | In | Off | 2nd | Fast | Bench | |
|-------------------|-----|-----|-------|--------|-----|-----|------|-------|----|
| Mississippi State | 9 | 32 | 41 | Points | 18 | 11 | 4 | 2 | 4 |
| Arkansas | 30 | 31 | 61 | MS | 30 | 22 | 12 | 8 | 18 |
| | | | | AR | | | | | |

GAME 24 Humphrey Coliseum • Starkville, Miss.

Alabama

Mississippi State

55

51

Alabama 55 • 15-9, 5-6

| # | Player | Total | | | 3-Ptr | | | Rebounds | | | PF | TP | A | T | Blk | Stl | Min |
|-----------------|-----------------|-------|-------|-----------|-------|-------|-------|----------|-------|-------|----------|----|---|---|-----|-----|-----|
| | | FG | FGA | FG-% | FG | FGA | FG-% | Off | Def | Total | | | | | | | |
| 10 | Jimmie Taylor | r | 2-2 | 0-0 | 2-2 | 2 | 2 | 4 | 3 | 6 | 0 | 1 | 3 | 0 | 23 | | |
| 11 | Shannon Hale | r | 5-9 | 1-4 | 3-5 | 0 | 4 | 4 | 1 | 14 | 2 | 1 | 0 | 1 | 25 | | |
| 05 | Justin Coleman | g | 0-7 | 0-5 | 2-4 | 1 | 3 | 4 | 0 | 2 | 1 | 0 | 0 | 2 | 30 | | |
| 20 | Levi Randolph | g | 4-11 | 2-6 | 3-4 | 0 | 7 | 7 | 2 | 13 | 3 | 2 | 0 | 1 | 37 | | |
| 21 | Rodney Cooper | g | 2-7 | 2-5 | 3-4 | 1 | 2 | 3 | 2 | 9 | 2 | 2 | 0 | 2 | 34 | | |
| 01 | Riley Norris | g | 0-4 | 0-3 | 2-2 | 0 | 2 | 2 | 4 | 2 | 0 | 0 | 0 | 0 | 22 | | |
| 03 | Michael Kessens | g | 3-6 | 0-0 | 1-1 | 2 | 4 | 6 | 3 | 7 | 0 | 2 | 0 | 1 | 19 | | |
| 23 | Devin Mitchell | g | 1-6 | 0-4 | 0-0 | 0 | 0 | 0 | 2 | 2 | 0 | 0 | 0 | 0 | 10 | | |
| Team | | | | | | 2 | 1 | 3 | | | | | | | | | |
| Totals | | | 17-52 | 5-27 | 16-22 | 8 | 25 | 33 | 17 | 55 | 9 | 11 | 3 | 7 | 200 | | |
| FG % 1st Half: | | 10-28 | 35.7% | 2nd half: | 7-24 | 29.2% | Game: | | 17-52 | 32.7% | Deadboll | | | | | | |
| 3FG % 1st Half: | | 3-14 | 21.4% | 2nd half: | 2-13 | 15.4% | Game: | | 5-27 | 18.5% | Rebounds | | | | | | |
| FT % 1st Half: | | 2-4 | 50.0% | 2nd half: | 14-18 | 77.8% | Game: | | 16-22 | 72.7% | 4 | | | | | | |

Mississippi State 51 • 11-13, 4-7

| # | Player | Total | | | 3-Ptr | | | Rebounds | | | PF | TP | A | T | Blk | Stl | Min |
|-----------------|-------------------|-------|-------|-----------|-------|-------|-------|----------|-------|-------|----------|----|---|---|-----|-----|-----|
| | | FG | FGA | FG-% | FG | FGA | FG-% | Off | Def | Total | | | | | | | |
| 20 | Gavin Ware | r | 3-13 | 0-0 | 7-10 | 3 | 5 | 8 | 3 | 13 | 0 | 1 | 2 | 0 | 35 | | |
| 25 | Roquez Johnson | r | 0-2 | 0-0 | 4-6 | 2 | 3 | 5 | 2 | 4 | 0 | 2 | 0 | 0 | 26 | | |
| 01 | Fred Thomas | g | 3-7 | 0-3 | 1-1 | 0 | 4 | 4 | 0 | 7 | 0 | 3 | 2 | 0 | 33 | | |
| 15 | J.J. Reddy | g | 2-7 | 1-3 | 0-0 | 0 | 4 | 4 | 3 | 5 | 2 | 2 | 0 | 0 | 30 | | |
| 32 | Craig Sword | g | 5-11 | 0-4 | 3-4 | 0 | 2 | 2 | 3 | 13 | 3 | 4 | 1 | 3 | 34 | | |
| 02 | Demetrius Houston | g | 0-0 | 0-0 | 0-0 | 0 | 1 | 1 | 0 | 0 | 0 | 0 | 0 | 0 | 3 | | |
| 03 | Trivante Bloodman | g | 0-0 | 0-0 | 0-0 | 0 | 1 | 1 | 0 | 0 | 0 | 0 | 0 | 0 | 9 | | |
| 23 | Travis Daniels | g | 3-4 | 1-2 | 0-2 | 2 | 2 | 4 | 2 | 7 | 0 | 2 | 0 | 0 | 12 | | |
| 33 | Oliver Black | g | 1-2 | 0-0 | 0-0 | 1 | 4 | 5 | 3 | 2 | 0 | 0 | 1 | 0 | 18 | | |
| Team | | | | | | 0 | 3 | 3 | | | | | | | | | |
| Totals | | | 17-46 | 2-12 | 15-23 | 8 | 29 | 37 | 16 | 51 | 5 | 15 | 6 | 3 | 200 | | |
| FG % 1st Half: | | 8-22 | 36.4% | 2nd half: | 9-24 | 37.5% | Game: | | 17-46 | 37.0% | Deadboll | | | | | | |
| 3FG % 1st Half: | | 0-3 | 0.0% | 2nd half: | 2-9 | 22.2% | Game: | | 2-12 | 16.7% | Rebounds | | | | | | |
| FT % 1st Half: | | 5-7 | 71.4% | 2nd half: | 10-16 | 62.5% | Game: | | 15-23 | 65.2% | 4 | | | | | | |

Officials: Tony Greene, Tony Henderson, John Hampton

Technical fouls: Alabama-None, Mississippi State-None.

Attendance: 6386

| Score by periods | 1st | 2nd | Total | In | Off | 2nd | Fast | Bench |
|-------------------|-----|-----|-------|-------------------------|-----|-----|------|-------|
| Alabama | 25 | 30 | 55 | Points | 22 | 18 | 8 | 11 |
| Mississippi State | 21 | 30 | 51 | MS | 24 | 9 | 6 | 9 |
| | | | | Score tied - 8 times. | | | | |
| | | | | Lead changed - 6 times. | | | | |

Last FG - UA 2nd-03:18, MS 2nd-00:11.

Largest lead - UA by 8 2nd-03:18, MS by 3 1st-13:16.

UA led for 25:06, MS led for 08:17. Game was tied for 08:37.

Early offensive woes proved too much for the Mississippi State as it fell 61-41 to Arkansas.

In the opening half, the Bulldogs hit 2 of 21 shots from the field for 9 percent shooting. The Bulldogs were held without a field goal for the final 14:40 seconds of the opening half.

Arkansas pulled away from a 7-7 tie by scoring the game's next 20 points en route to a 30-9 lead at halftime.

A jumper by Fred Thomas brought the Bulldogs within 15 points at 39-24 with 11:38 left. MSU would get within 15 on two other occasions but could get no closer.

For the contest, MSU hit 14 of 45 shots from the field (31.1 percent), 0 of 10 shots from 3-point range (0 percent) and 13 of 20 shots from the foul line (65.0). Arkansas hit 24 of 64 shots from the field (37.5 percent), 5 of 22 shots from 3-point range (22.7 percent) and 8 of 11 shots from the foul line (72.7 percent).

MSU held a 42-34 rebounding advantage. MSU had eight assists and 24 turnovers, while Arkansas had 14 assists and 11 turnovers.

Gavin Ware led the Bulldogs with 16 points and nine rebounds.

Arkansas received 19 points from Bobby Portis and 12 points from Anthon Bell.

Despite a late, furious rally in the final minutes, Mississippi State dropped a 55-51 decision to Alabama.

Gavin Ware and Craig Sword paced the Bulldogs with 13 points apiece. However, MSU could not overcome 15 turnovers and a 2-of-12 night from 3-point range.

he contest was close throughout with eight tied scores and six lead changes.

MSU built an early 12-9 lead on a 3-point play by Fred Thomas. Alabama pulled even but fell back down 17-14 after a 3-point play by Craig Sword.

Alabama scored the game's next six points and led 25-21 at halftime.

MSU finally pulled even at 32-32 on a dunk by Sword and two free throws by Ware. Alabama took the lead for good on a jumper by Shannon Hale at 40-38 with 7:31 left.

Alabama stretched the lead to a game-best advantage at 49-41 with 3:18 left.

The Bulldogs made one last stand with effective full-court pressure. Sword had two steals and hit a layup on one possession and fed Fred Thomas for a layup on the other.

Alabama hit 3 of 6 free throws the rest of the way to protect its four-point lead.

Ware had a game-high eight rebounds for the Bulldogs. Sword added three steals, three assists and a block, while Ware had a pair of blocks.



2014-15 RECAPS

GAME 25 Mizzou Arena • Columbia, Mo.

Mississippi State
Missouri

77
74

Mississippi State 77 • 12-13, 5-7

| # | Player | Total | | | 3-Ptr | | | Rebounds | | | PF | TP | A | TO | Blk | Stl | Min |
|----|-------------------|-------|-------|-----------|-------|-------|-------|----------|-------|-----|----|----|---|----|-----|----------|-----|
| | | FG | FGA | FT | FTA | FG | FGA | FT | FTA | Off | | | | | | | |
| 20 | Gavin Ware | f | 4-5 | 0-0 | 1-3 | 1 | 4 | 5 | 3 | 9 | 1 | 2 | 0 | 0 | 0 | 34 | |
| 25 | Roqueze Johnson | f | 5-8 | 0-0 | 12-13 | 2 | 3 | 5 | 4 | 22 | 1 | 3 | 0 | 1 | 0 | 26 | |
| 15 | I.J. Ready | g | 2-5 | 1-3 | 0-0 | 0 | 1 | 1 | 3 | 7 | 1 | 1 | 0 | 0 | 2 | 28 | |
| 23 | Travis Daniels | g | 3-6 | 1-2 | 0-0 | 1 | 3 | 4 | 1 | 7 | 1 | 1 | 0 | 1 | 0 | 20 | |
| 32 | Craig Sword | g | 5-11 | 2-4 | 10-12 | 0 | 3 | 3 | 3 | 22 | 2 | 1 | 0 | 0 | 0 | 29 | |
| 01 | Fred Thomas | g | 1-2 | 1-2 | 0-1 | 0 | 2 | 2 | 0 | 3 | 0 | 0 | 1 | 0 | 0 | 15 | |
| 02 | Demetrius Houston | g | 1-3 | 0-0 | 2-2 | 0 | 2 | 2 | 0 | 4 | 0 | 1 | 0 | 0 | 0 | 16 | |
| 03 | Trivante Bloodman | g | 1-1 | 0-0 | 1-2 | 0 | 2 | 2 | 0 | 3 | 2 | 1 | 0 | 0 | 0 | 12 | |
| 05 | Isiah Butler | g | 0-0 | 0-0 | 0-0 | 0 | 1 | 1 | 2 | 0 | 0 | 0 | 0 | 0 | 0 | 4 | |
| 22 | Fallou Ndoye | g | 0-0 | 0-0 | 0-0 | 0 | 1 | 1 | 4 | 0 | 2 | 0 | 0 | 0 | 0 | 16 | |
| | Team | | | | | 1 | 1 | 2 | | | | | | | | | |
| | Totals | | 23-41 | 5-11 | 26-33 | 5 | 23 | 28 | 20 | 77 | 8 | 12 | 1 | 4 | 200 | | |
| | FG % 1st Half: | 14-21 | 66.7% | 2nd half: | 9-20 | 45.0% | Game: | 23-41 | 56.1% | | | | | | | Deatball | |
| | 3FG % 1st Half: | 4-6 | 66.7% | 2nd half: | 1-5 | 20.0% | Game: | 5-11 | 45.5% | | | | | | | Rebounds | |
| | FT % 1st Half: | 8-11 | 72.7% | 2nd half: | 18-22 | 81.8% | Game: | 26-33 | 78.8% | | | | | | | 3 | |

Mizzou 74 • 7-18, 1-11

| # | Player | Total | | | 3-Ptr | | | Rebounds | | | PF | TP | A | TO | Blk | Stl | Min |
|----|----------------------|-------|-------|-----------|-------|-------|-------|----------|-------|-----|----|----|---|----|-----|----------|-----|
| | | FG | FGA | FT | FTA | FG | FGA | FT | FTA | Off | | | | | | | |
| 03 | Williams III, Johnat | f | 9-15 | 3-5 | 6-8 | 4 | 3 | 7 | 4 | 27 | 2 | 2 | 1 | 0 | 0 | 27 | |
| 06 | Allen, D'Angelo | f | 3-5 | 1-2 | 0-0 | 0 | 2 | 2 | 3 | 7 | 1 | 0 | 0 | 0 | 0 | 23 | |
| 45 | Post, Keanau | f | 1-2 | 0-0 | 1-2 | 0 | 3 | 1 | 4 | 3 | 0 | 0 | 1 | 0 | 0 | 11 | |
| 02 | Bello, Deuce | g | 0-3 | 0-2 | 0-0 | 0 | 0 | 0 | 0 | 3 | 0 | 0 | 0 | 0 | 0 | 14 | |
| 14 | Shamburger, Keith | g | 3-8 | 3-8 | 6-6 | 0 | 3 | 3 | 4 | 15 | 6 | 0 | 2 | 0 | 0 | 40 | |
| 12 | Wright, Namon | g | 2-7 | 1-3 | 1-2 | 0 | 3 | 3 | 4 | 6 | 2 | 3 | 0 | 1 | 0 | 26 | |
| 13 | Gill-Caesar, Montagu | g | 1-8 | 0-6 | 0-2 | 0 | 1 | 1 | 4 | 2 | 1 | 2 | 0 | 1 | 0 | 22 | |
| 29 | Gant, Jakeenan | f | 1-4 | 0-0 | 0-0 | 1 | 0 | 1 | 1 | 2 | 0 | 0 | 0 | 0 | 0 | 8 | |
| 44 | Rosburg, Ryan | g | 6-7 | 0-0 | 1-1 | 1 | 2 | 4 | 1 | 2 | 0 | 0 | 1 | 0 | 0 | 29 | |
| | Team | | | | | 5 | 3 | 8 | | | | | | | | | |
| | Totals | | 26-59 | 8-26 | 14-21 | 16 | 17 | 33 | 31 | 74 | 13 | 13 | 3 | 4 | 200 | | |
| | FG % 1st Half: | 12-31 | 38.7% | 2nd half: | 14-28 | 50.0% | Game: | 26-59 | 44.1% | | | | | | | Deatball | |
| | 3FG % 1st Half: | 4-14 | 28.6% | 2nd half: | 4-12 | 33.3% | Game: | 8-26 | 30.8% | | | | | | | Rebounds | |
| | FT % 1st Half: | 1-5 | 20.0% | 2nd half: | 13-16 | 81.3% | Game: | 14-21 | 66.7% | | | | | | | 1 | |

Officials: Mike Nance, Patrick Evans, Jeff Smith
Technical fouls: Mississippi State-None. Mizzou-None.
Attendance: 6278

| Score by periods | 1st | 2nd | Total |
|-------------------|-----|-----|-------|
| Mississippi State | 40 | 37 | 77 |
| Mizzou | 29 | 45 | 74 |

Last FG - MS 2nd-01:46. MU-M 2nd-00:01.
Largest lead - MS by 17 1st-07:21. MU-M by 5 1st-18:41.
MS led for 35:51. MU-M led for 03:19. Game was tied for 00:50.

Score tied - 1 time.
Lead changed - 3 times.

GAME 26 Humphrey Coliseum • Starkville, Miss.

Ole Miss
Mississippi State

71
65

Ole Miss 71 • 18-8, 9-4

| # | Player | Total | | | 3-Ptr | | | Rebounds | | | PF | TP | A | TO | Blk | Stl | Min |
|----|------------------|-------|-------|-----------|-------|-------|-------|----------|-------|-----|----|----|---|----|-----|----------|-----|
| | | FG | FGA | FT | FTA | FG | FGA | FT | FTA | Off | | | | | | | |
| 04 | Rhett M.J. | f | 3-6 | 0-0 | 0-0 | 1 | 4 | 5 | 4 | 6 | 0 | 2 | 0 | 0 | 0 | 23 | |
| 11 | Satz, Sebastian | f | 4-6 | 0-0 | 0-2 | 4 | 1 | 5 | 4 | 8 | 0 | 0 | 0 | 0 | 0 | 30 | |
| 01 | Newby, Martavius | g | 2-2 | 1-1 | 0-0 | 0 | 3 | 3 | 1 | 5 | 2 | 0 | 0 | 0 | 0 | 18 | |
| 32 | Summers, Jarvis | g | 3-7 | 0-2 | 0-1 | 0 | 1 | 1 | 1 | 6 | 3 | 1 | 0 | 1 | 0 | 24 | |
| 42 | Moody, Stefan | g | 8-16 | 8-12 | 5-6 | 0 | 6 | 6 | 1 | 29 | 1 | 1 | 0 | 4 | 0 | 36 | |
| 03 | Smith, Terence | g | 2-4 | 2-4 | 2-2 | 0 | 1 | 1 | 2 | 8 | 5 | 0 | 0 | 0 | 0 | 17 | |
| 10 | White, LaDarius | g | 2-11 | 1-7 | 0-0 | 1 | 0 | 1 | 1 | 5 | 2 | 2 | 0 | 0 | 0 | 25 | |
| 19 | Perez, Anthony | g | 0-4 | 0-3 | 0-0 | 0 | 2 | 2 | 1 | 0 | 0 | 0 | 0 | 0 | 0 | 17 | |
| 23 | Coley, Dwight | g | 2-4 | 0-0 | 0-0 | 3 | 0 | 3 | 4 | 4 | 0 | 0 | 0 | 0 | 0 | 10 | |
| | Team | | | | | 3 | 0 | 3 | | | | | | | | | |
| | Totals | | 26-60 | 12-29 | 7-11 | 12 | 18 | 30 | 19 | 71 | 13 | 6 | 0 | 7 | 200 | | |
| | FG % 1st Half: | 10-28 | 35.7% | 2nd half: | 16-32 | 50.0% | Game: | 26-60 | 43.3% | | | | | | | Deatball | |
| | 3FG % 1st Half: | 5-12 | 41.7% | 2nd half: | 7-17 | 41.2% | Game: | 12-29 | 41.4% | | | | | | | Rebounds | |
| | FT % 1st Half: | 2-4 | 50.0% | 2nd half: | 5-7 | 71.4% | Game: | 7-11 | 63.6% | | | | | | | 1 | |

Mississippi State 65 • 12-14, 5-8

| # | Player | Total | | | 3-Ptr | | | Rebounds | | | PF | TP | A | TO | Blk | Stl | Min |
|----|-------------------|-------|-------|-----------|-------|-------|-------|----------|-------|-----|----|----|---|----|-----|----------|-----|
| | | FG | FGA | FT | FTA | FG | FGA | FT | FTA | Off | | | | | | | |
| 20 | Gavin Ware | f | 5-7 | 0-0 | 3-3 | 2 | 4 | 6 | 3 | 13 | 1 | 1 | 2 | 1 | 0 | 32 | |
| 25 | Roqueze Johnson | f | 0-2 | 0-0 | 0-0 | 1 | 0 | 1 | 0 | 0 | 0 | 0 | 0 | 0 | 0 | 7 | |
| 15 | I.J. Ready | g | 3-6 | 1-1 | 0-0 | 1 | 2 | 3 | 2 | 7 | 3 | 1 | 0 | 0 | 0 | 25 | |
| 23 | Travis Daniels | g | 3-9 | 1-5 | 5-6 | 1 | 5 | 6 | 0 | 12 | 1 | 3 | 1 | 1 | 0 | 23 | |
| 32 | Craig Sword | g | 7-11 | 1-5 | 4-6 | 2 | 3 | 5 | 1 | 19 | 2 | 4 | 1 | 1 | 0 | 32 | |
| 01 | Fred Thomas | g | 2-6 | 2-6 | 2-2 | 0 | 5 | 5 | 3 | 8 | 1 | 2 | 0 | 0 | 0 | 26 | |
| 03 | Trivante Bloodman | g | 1-3 | 0-2 | 1-1 | 1 | 2 | 3 | 1 | 3 | 0 | 1 | 0 | 0 | 0 | 15 | |
| 22 | Fallou Ndoye | g | 1-3 | 0-0 | 2-2 | 4 | 2 | 4 | 2 | 2 | 1 | 0 | 0 | 0 | 0 | 19 | |
| 33 | Oliver Black | g | 0-1 | 0-0 | 1-2 | 0 | 0 | 0 | 2 | 1 | 1 | 0 | 0 | 0 | 0 | 21 | |
| | Team | | | | | 1 | 1 | 2 | | | | | | | | | |
| | Totals | | 22-48 | 5-19 | 16-22 | 11 | 24 | 35 | 14 | 65 | 9 | 13 | 4 | 4 | 200 | | |
| | FG % 1st Half: | 13-28 | 46.4% | 2nd half: | 9-20 | 45.0% | Game: | 22-48 | 45.8% | | | | | | | Deatball | |
| | 3FG % 1st Half: | 3-11 | 27.3% | 2nd half: | 2-8 | 25.0% | Game: | 5-19 | 26.3% | | | | | | | Rebounds | |
| | FT % 1st Half: | 3-7 | 42.9% | 2nd half: | 13-15 | 86.7% | Game: | 16-22 | 72.7% | | | | | | | 3.1 | |

Officials: Doug Shows, James Breeding, Roger Ayers
Technical fouls: Ole Miss-None. Mississippi State-None.
Attendance: 7673

| Score by periods | 1st | 2nd | Total |
|-------------------|-----|-----|-------|
| Ole Miss | 27 | 44 | 71 |
| Mississippi State | 32 | 33 | 65 |

Last FG - OM 2nd-00:50. MS 2nd-02:03.
Largest lead - OM by 8 2nd-13:56. MS by 10 1st-08:22.
OM led for 17:37. MS led for 00:47. Game was tied for 01:36.

Score tied - 2 times.
Lead changed - 8 times.

Mississippi State built a 17-point first-half lead and withstood a furious Missouri rally to post a 77-74 win.

MSU shot a conference season-best 56.1 percent from the floor and was able to rally in the closing minutes after losing an 11-point halftime advantage.

Roqueze Johnson and Craig Sword led the MSU offensive attack as each scored 22 points. Johnson has had four 20-plus point games this season. Meanwhile, Sword is averaging a team-best 12.8 points in SEC play.

Missouri built an early 8-5 lead before MSU took control with seven-straight points. After Missouri trimmed it to 12-11, MSU answered with the game's next eight points. Back-to-back baskets by Johnson and Gavin Ware helped create a 20-11 lead.

A 13-2 run by MSU extended the lead to 33-16 with 7:21 left. A 3-pointer by Fred Thomas capped that run.

Missouri closed within 40-29 at halftime.

In the second half, MU started strong and battled back to a 46-42 deficit with 15:07 left.

Missouri kept battling and actually surged ahead at 64-63 on a layup by Keanau Post with 4:29 remaining.

A layup by Johnson grabbed the lead right back. A steal by Travis Daniels led to a layup by Sword. From there, the Bulldogs moved to the free throw line to seal out the win.

Craig Sword totaled a team-high 19 points but it wasn't enough as Ole Miss rallied to claim a 71-65 win.

MSU held a 10-point lead at 26-16 with 8:22 left in the first half. The Bulldogs still led 32-27 at halftime. The lead switched hands several times in the second half before Ole Miss ended the game with a 10-5 run and hit four free throws in the final 14 seconds of play.

In addition to Sword's 19 points, Gavin Ware added 13 points, while Travis Daniels added 12 points. Ware and Daniels each had 6 boards.

UM received 29 points from Moody. MSU built an early 13-7 lead on a layup by I.J. Ready and 3-point basket by Fred Thomas. The Bulldogs stretched the lead to 10 on an old-fashioned 3-point play by Travis Daniels.

Ole Miss took advantage of a six-minute scoring drought to score eight -straight points to close within 26-24. MSU led 32-27 at halftime.

Back-to-back 3-pointers helped Ole Miss start the second half with an 8-0 run. The lead grew to eight at 44-36 on a Moody 3-pointer with 13:56 left.

Down 51-43, the Bulldogs responded with an 11-1 run to take a 54-52 lead with 6:25 left on two free throws by Ware.

Ole Miss had the answer as Moody responded with three straight 3-point baskets to put the Rebels on top 61-57 with 4:46 left.



GAME 27 Humphrey Coliseum • Starkville, Miss.

Arkansas 65
Mississippi State 61

Arkansas 65 - 22-5, 11-3

| # | Player | Total | | | 3-Ptr | | | Rebounds | | | PF | TP | A | T | Bk | Stl | Min |
|-----------------|-------------------|-------|-------|-----------|-------|-------|-------|----------|-------|-------|----------|----|----|---|-----|-----|-----|
| | | FG | FGA | FT | FTA | Off | Def | Total | Off | Def | | | | | | | |
| 02 | Harris, Alandise | 1 | 0-5 | 0-1 | 0-0 | 0 | 2 | 2 | 4 | 0 | 1 | 0 | 1 | 0 | 1 | 13 | |
| 10 | Portis, Bobby | 1 | 4-10 | 0-0 | 5-6 | 4 | 5 | 9 | 5 | 13 | 1 | 2 | 4 | 2 | 28 | | |
| 00 | Madden, Rashad | g | 5-9 | 1-5 | 5-5 | 0 | 2 | 2 | 2 | 16 | 2 | 4 | 0 | 1 | 33 | | |
| 24 | Qualls, Michael | g | 4-11 | 1-5 | 5-7 | 0 | 3 | 3 | 0 | 14 | 0 | 1 | 0 | 0 | 34 | | |
| 31 | Beard, Anton | g | 2-4 | 1-2 | 6-6 | 1 | 1 | 2 | 2 | 11 | 2 | 1 | 0 | 1 | 27 | | |
| 04 | Durham, Jabril | g | 0-0 | 0-0 | 0-0 | 0 | 0 | 0 | 0 | 0 | 0 | 2 | 0 | 0 | 3 | | |
| 05 | Bell, Anthony | g | 0-2 | 0-2 | 0-0 | 0 | 0 | 0 | 2 | 0 | 1 | 1 | 1 | 0 | 13 | | |
| 21 | Watkins, Manuabe | g | 0-2 | 0-0 | 0-0 | 0 | 0 | 0 | 2 | 0 | 2 | 1 | 0 | 1 | 10 | | |
| 22 | Williams, Jacorey | g | 3-7 | 0-0 | 1-2 | 1 | 2 | 3 | 2 | 7 | 1 | 1 | 0 | 2 | 22 | | |
| 33 | Kingsley, Moses | g | 1-4 | 0-0 | 2-5 | 3 | 3 | 6 | 0 | 4 | 0 | 0 | 5 | 0 | 12 | | |
| | Team | | | | | 4 | 0 | 4 | 0 | | 1 | | | | | | |
| Totals | | | 19-54 | 3-15 | 24-31 | 13 | 18 | 31 | 19 | 65 | 10 | 14 | 11 | 7 | 200 | | |
| FG % 1st Half: | | 3-11 | 27.3% | 2nd half: | 8-22 | 36.4% | Game: | | 19-54 | 35.2% | Rebounds | | | | | | |
| 3FG % 1st Half: | | 0-0 | 0.0% | 2nd half: | 0-0 | 0.0% | Game: | | 3-15 | 20.0% | 3 | | | | | | |
| FT % 1st Half: | | 7-10 | 70.0% | 2nd half: | 17-21 | 81.0% | Game: | | 24-31 | 77.4% | 3 | | | | | | |

Mississippi State 61 - 12-15, 5-9

| # | Player | Total | | | 3-Ptr | | | Rebounds | | | PF | TP | A | T | Bk | Stl | Min |
|-----------------|-------------------|-------|-------|-----------|-------|-------|-------|----------|-------|-------|----------|----|---|----|-----|-----|-----|
| | | FG | FGA | FT | FTA | Off | Def | Total | Off | Def | | | | | | | |
| 20 | Gavin Ware | 1 | 5-8 | 0-0 | 3-5 | 1 | 8 | 9 | 4 | 13 | 0 | 4 | 1 | 1 | 27 | | |
| 26 | Roquez Johnson | 1 | 2-5 | 0-0 | 4-4 | 3 | 3 | 6 | 4 | 8 | 0 | 3 | 0 | 2 | 36 | | |
| 03 | Trivante Bloodman | g | 2-6 | 0-0 | 0-0 | 1 | 3 | 4 | 2 | 4 | 1 | 4 | 0 | 1 | 29 | | |
| 29 | Travis Daniels | g | 4-7 | 1-3 | 2-2 | 0 | 3 | 3 | 3 | 11 | 0 | 3 | 0 | 0 | 21 | | |
| 32 | Craig Sword | g | 5-12 | 1-4 | 4-8 | 1 | 3 | 4 | 15 | 5 | 4 | 0 | 3 | 32 | | | |
| 01 | Fred Thomas | g | 1-6 | 1-3 | 1-2 | 0 | 2 | 2 | 1 | 4 | 0 | 1 | 0 | 0 | 17 | | |
| 02 | Demetrius Houston | g | 3-6 | 0-0 | 0-0 | 1 | 0 | 1 | 2 | 6 | 0 | 2 | 1 | 1 | 14 | | |
| 22 | Fallou Njoye | g | 0-2 | 0-0 | 0-0 | 2 | 1 | 3 | 1 | 0 | 0 | 1 | 1 | 0 | 11 | | |
| 33 | Oliver Black | g | 0-1 | 0-0 | 0-0 | 1 | 1 | 2 | 3 | 0 | 1 | 0 | 0 | 0 | 13 | | |
| | Team | | | | | 4 | 6 | 8 | | | 1 | | | | | | |
| Totals | | | 22-53 | 3-10 | 14-21 | 16 | 26 | 42 | 24 | 61 | 7 | 23 | 3 | 8 | 200 | | |
| FG % 1st Half: | | 13-29 | 44.8% | 2nd half: | 9-24 | 37.5% | Game: | | 22-53 | 41.5% | Rebounds | | | | | | |
| 3FG % 1st Half: | | 0-4 | 0.0% | 2nd half: | 3-6 | 50.0% | Game: | | 3-10 | 30.0% | 4 | | | | | | |
| FT % 1st Half: | | 7-8 | 87.5% | 2nd half: | 7-13 | 53.8% | Game: | | 14-21 | 66.7% | 4 | | | | | | |

Officials: Lee Cassell, Garrick Shannon, Glenn Tutt
Technical fouls: Arkansas-None, Mississippi State-None.
Attendance: 6254
Flagrant 1 on ARK #22 9:13 1st half

| Score by periods | 1st | 2nd | Total |
|-------------------|-----|-----|-------|
| Arkansas | 32 | 33 | 65 |
| Mississippi State | 33 | 28 | 61 |

Last FG - AR 2nd-00:43, MS 2nd-00:25.

Largest lead - AR by 6 2nd-00:43, MS by 8 1st-07:35.

AR led for 08:54, MS led for 21:48. Game was tied for 09:13.

Score tied - 9 times.
Lead changed - 8 times.

GAME 28 Humphrey Coliseum • Starkville, Miss.

Kentucky 74
Mississippi State 56

Kentucky 74 - 28-0, 15-0

| # | Player | Total | | | 3-Ptr | | | Rebounds | | | PF | TP | A | T | Bk | Stl | Min |
|-----------------|---------------------|-------|--------|-----------|-------|-------|-------|----------|-------|-------|----------|----|---|---|-----|-----|-----|
| | | FG | FGA | FT | FTA | Off | Def | Total | Off | Def | | | | | | | |
| 12 | Karl-Anthony Towns | 1 | 4-5 | 0-0 | 4-4 | 1 | 9 | 10 | 2 | 12 | 2 | 2 | 2 | 0 | 26 | | |
| 15 | Willie Cauley-Stein | 1 | 2-4 | 0-0 | 0-0 | 4 | 4 | 8 | 3 | 4 | 0 | 2 | 2 | 0 | 24 | | |
| 41 | Trey Lyles | 1 | 7-12 | 0-0 | 4-4 | 2 | 4 | 6 | 1 | 18 | 2 | 0 | 0 | 1 | 21 | | |
| 05 | Aaron Harrison | g | 6-10 | 2-6 | 2-2 | 0 | 2 | 2 | 1 | 16 | 1 | 2 | 0 | 0 | 28 | | |
| 05 | Andrew Harrison | g | 2-8 | 1-2 | 0-1 | 0 | 2 | 2 | 0 | 5 | 3 | 0 | 1 | 0 | 29 | | |
| 00 | Marcus Lee | g | 0-0 | 0-0 | 0-0 | 3 | 3 | 3 | 0 | 2 | 0 | 2 | 0 | 0 | 9 | | |
| 01 | Devin Booker | g | 6-10 | 2-3 | 0-0 | 0 | 0 | 0 | 2 | 14 | 1 | 0 | 0 | 0 | 20 | | |
| 03 | Tyler Ulis | 1 | 1-5 | 1-1 | 0-0 | 0 | 1 | 1 | 2 | 3 | 4 | 3 | 1 | 1 | 27 | | |
| 25 | Dominique Hawkins | 1 | 0-1 | 0-1 | 0-0 | 0 | 0 | 0 | 0 | 0 | 0 | 0 | 0 | 0 | 2 | | |
| 35 | Derek Willis | g | 0-0 | 0-0 | 0-0 | 0 | 0 | 0 | 0 | 0 | 0 | 0 | 0 | 0 | 2 | | |
| 44 | Dakari Johnson | g | 0-2 | 0-0 | 2-2 | 0 | 2 | 2 | 4 | 2 | 0 | 0 | 1 | 0 | 12 | | |
| | Team | | | | | 0 | 1 | 1 | | | | | | | | | |
| Totals | | | 28-57 | 6-13 | 12-13 | 7 | 28 | 35 | 18 | 74 | 15 | 9 | 9 | 2 | 200 | | |
| FG % 1st Half: | | 14-30 | 46.7% | 2nd half: | 14-27 | 51.9% | Game: | | 28-57 | 49.1% | Rebounds | | | | | | |
| 3FG % 1st Half: | | 3-7 | 42.9% | 2nd half: | 3-6 | 50.0% | Game: | | 6-13 | 46.2% | 0 | | | | | | |
| FT % 1st Half: | | 5-5 | 100.0% | 2nd half: | 7-8 | 87.5% | Game: | | 12-13 | 92.3% | 0 | | | | | | |

Mississippi State 56 - 12-16, 5-10

| # | Player | Total | | | 3-Ptr | | | Rebounds | | | PF | TP | A | T | Bk | Stl | Min |
|-----------------|-------------------|-------|-------|-----------|-------|-------|-------|----------|-------|-------|----------|----|---|---|-----|-----|-----|
| | | FG | FGA | FT | FTA | Off | Def | Total | Off | Def | | | | | | | |
| 20 | Gavin Ware | 1 | 2-4 | 0-0 | 5-6 | 4 | 5 | 9 | 1 | 9 | 0 | 0 | 1 | 0 | 31 | | |
| 26 | Roquez Johnson | 1 | 2-4 | 0-0 | 3-9 | 1 | 3 | 4 | 1 | 7 | 0 | 0 | 0 | 0 | 22 | | |
| 01 | Fred Thomas | g | 6-9 | 2-4 | 0-0 | 0 | 2 | 2 | 3 | 14 | 0 | 2 | 0 | 0 | 28 | | |
| 15 | J.J. Ready | g | 2-8 | 0-3 | 0-0 | 0 | 2 | 2 | 1 | 4 | 1 | 1 | 0 | 2 | 22 | | |
| 31 | Craig Sword | g | 2-8 | 0-2 | 6-8 | 0 | 2 | 2 | 4 | 10 | 1 | 1 | 0 | 2 | 24 | | |
| 02 | Demetrius Houston | g | 3-7 | 0-0 | 2-4 | 0 | 1 | 1 | 3 | 8 | 2 | 0 | 0 | 0 | 21 | | |
| 03 | Trivante Bloodman | g | 1-3 | 0-0 | 0-0 | 1 | 0 | 0 | 2 | 2 | 2 | 0 | 1 | 1 | 19 | | |
| 05 | Isaiah Butler | g | 0-0 | 0-0 | 0-0 | 0 | 1 | 1 | 0 | 0 | 0 | 0 | 0 | 0 | 2 | | |
| 10 | Jeffery Johnson | g | 0-1 | 0-0 | 0-0 | 0 | 0 | 0 | 0 | 0 | 0 | 0 | 0 | 0 | 2 | | |
| 22 | Fallou Njoye | g | 0-1 | 0-0 | 0-0 | 0 | 2 | 2 | 1 | 0 | 0 | 0 | 1 | 0 | 9 | | |
| 23 | Travis Daniels | g | 0-2 | 0-2 | 0-0 | 0 | 1 | 1 | 0 | 0 | 0 | 0 | 0 | 0 | 3 | | |
| 33 | Oliver Black | g | 1-2 | 0-0 | 0-0 | 0 | 3 | 3 | 1 | 2 | 0 | 0 | 0 | 0 | 18 | | |
| | Team | | | | | 1 | 1 | 2 | | | 1 | | | | | | |
| Totals | | | 19-51 | 2-11 | 16-27 | 7 | 23 | 30 | 15 | 56 | 6 | 8 | 2 | 5 | 200 | | |
| FG % 1st Half: | | 10-23 | 43.5% | 2nd half: | 9-28 | 32.1% | Game: | | 19-51 | 37.3% | Rebounds | | | | | | |
| 3FG % 1st Half: | | 0-6 | 0.0% | 2nd half: | 2-5 | 40.0% | Game: | | 2-11 | 18.2% | 8 | | | | | | |
| FT % 1st Half: | | 7-10 | 70.0% | 2nd half: | 9-17 | 52.9% | Game: | | 16-27 | 59.3% | 8 | | | | | | |

Officials: Michael Roberts, Don Daily, Mark Whitehead
Technical fouls: Kentucky-None, Mississippi State-None.
Attendance: 6795

| Score by periods | 1st | 2nd | Total |
|-------------------|-----|-----|-------|
| Kentucky | 36 | 38 | 74 |
| Mississippi State | 27 | 29 | 56 |

Craig Sword led a trio of Mississippi State players in double figures with 15 points but in a back-and-forth affair, No. 17 Arkansas rallied to take a 65-61.

Gavin Ware fell just shy of a double-double with 13 points and a game-high nine rebounds. Travis Daniels added 11 points.

The contest was tight throughout. The Bulldogs used a 12-2 run to build a 23-15 lead. Demetrius Houston and Sword scored back-to-back baskets capped the run. The Bulldogs still led 25-18 after a jumper by Craig Sword.

Arkansas closed within a point twice, including a 33-32 deficit at halftime.

Arkansas built an early 40-36 lead four minutes into the second half. The Bulldogs followed with seven straight points and took a 43-40 lead on a 3-pointer by Daniels.

The Bulldogs stretched the lead to 48-43 with 10:27 left after two free throws by Daniels.

MSU still led 54-52 after a free throw by Sword with 6:34 left. However, the Bulldogs did not score again until a trey by Sword with 33 seconds left made it 60-57.

Arkansas received 16 points from Rashad Madden, 14 points from Michael Qualls, 13 points from Bobby Portis and 11 points from Anton Beard.

Mississippi State battled undefeated Kentucky in a hard-fought SEC game, but the top-ranked Wildcats had too much offensive firepower as they pulled away for a 74-56 victory.

Fred Thomas led MSU with 14 points, while Craig Sword added 10 points. With two early field goals, Sword became the 34th Bulldog to score 1,000 career points.

Kentucky scored the game's first four points which quickly led to a timeout. MSU recovered and battled back for an 8-8 tie on two free throws by Sword. UK followed with a 12-2 run to take a 20-10 lead with 10:26 left.

The Wildcats stretched the lead to 12 at 33-21. The Bulldogs then got the student body back on its feet with six-straight points.

A 3-pointer by UK's Tyler Ulis as the half expired gave the Cats a 36-27 lead at the half.

MSU pulled within four at 41-37 on a layup by Roquez Johnson with 15:10 left in the game. The Wildcats followed with a 19-3 run to build a 60-40 lead with 8:44 left.

Still, the Bulldogs chipped away at a 24-point deficit in the closing minutes.

Kentucky held a 35-30 rebounding advantage.

Ware led the Bulldogs with nine rebounds, while Houston had a career-high eight points.



2014-15 RECAPS

GAME 29 Colonial Life Arena • Columbia, S.C.

South Carolina
Mississippi State

81
68

Mississippi State 68 • 12-17, 5-11 SEC

| # | Player | Total | | | 3-Pr | | | Rebounds | | | PF | TP | A | TO | Blk | Stl | Min |
|----|-------------------|-------|-------|-------|------|-----|-----|----------|----|----|----|----|-----|----|-----|-----|-----|
| | | FG | FGA | FT | FTA | Off | Def | Total | | | | | | | | | |
| 20 | Gavin Ware | 3 | 5 | 0-0 | 4-5 | 1 | 4 | 5 | 4 | 10 | 0 | 0 | 0 | 0 | 0 | 32 | |
| 25 | Roquez Johnson | 1 | 2 | 0-0 | 3-4 | 2 | 2 | 4 | 3 | 5 | 0 | 4 | 0 | 0 | 0 | 24 | |
| 01 | Fred Thomas | g | 1-4 | 1-2 | 0-0 | 0 | 0 | 0 | 2 | 3 | 1 | 1 | 0 | 0 | 0 | 19 | |
| 15 | I.J. Ready | g | 3-10 | 2-2 | 1-3 | 0 | 0 | 0 | 4 | 9 | 7 | 1 | 0 | 0 | 0 | 29 | |
| 32 | Craig Sword | g | 10-14 | 2-4 | 4-7 | 1 | 7 | 8 | 4 | 26 | 0 | 3 | 1 | 0 | 0 | 38 | |
| 02 | Demetrius Houston | 3-4 | 0-0 | 3-6 | 0 | 2 | 2 | 2 | 9 | 1 | 2 | 0 | 0 | 0 | 0 | 18 | |
| 03 | Trivante Bloodman | 0-1 | 0-0 | 2-2 | 0 | 1 | 1 | 3 | 2 | 1 | 0 | 0 | 0 | 0 | 11 | | |
| 22 | Fallou Ndoye | 1-1 | 0-0 | 0-0 | 0 | 0 | 0 | 1 | 2 | 0 | 1 | 0 | 0 | 0 | 8 | | |
| 23 | Travis Daniels | 0-4 | 0-4 | 2-2 | 2 | 2 | 4 | 2 | 2 | 0 | 0 | 0 | 0 | 0 | 15 | | |
| 33 | Oliver Black | 0-1 | 0-0 | 0-0 | 0 | 2 | 2 | 0 | 0 | 1 | 0 | 0 | 0 | 0 | 11 | | |
| | Team | | | | | 0 | 1 | 1 | | | | | | | | | |
| | Totals | 22-46 | 5-15 | 19-29 | 6 | 21 | 27 | 68 | 11 | 12 | 1 | 3 | 200 | | | | |

FG % 1st Half: 13-22 59.1% 2nd half: 9-24 37.5% Game: 22-46 47.8%
 3FG % 1st Half: 3-9 33.3% 2nd half: 2-6 33.3% Game: 5-15 33.3%
 FT % 1st Half: 2-8 25.0% 2nd half: 17-21 81.0% Game: 19-29 65.5%

Deadball Rebounds 6.2

South Carolina 81 • 14-14, 5-11 SEC

| # | Player | Total | | | 3-Pr | | | Rebounds | | | PF | TP | A | TO | Blk | Stl | Min |
|----|----------------------|-------|------|-------|-------|-----|-----|----------|----|----|----|----|---|-----|-----|-----|-----|
| | | FG | FGA | FT | FTA | Off | Def | Total | | | | | | | | | |
| 14 | CHATKEVICIUS, L | g | 8-13 | 1-2 | 1-3 | 2 | 7 | 9 | 3 | 18 | 3 | 0 | 2 | 0 | 0 | 35 | |
| 34 | CARRERA, Michael | g | 2-6 | 0-3 | 4-7 | 0 | 1 | 1 | 4 | 8 | 3 | 0 | 0 | 0 | 0 | 22 | |
| 00 | THORNWELL, Sindarius | g | 2-8 | 2-5 | 1-3 | 0 | 4 | 4 | 3 | 7 | 3 | 3 | 0 | 2 | 0 | 33 | |
| 04 | JOHNSON, Tyrone | g | 7-10 | 1-2 | 13-15 | 1 | 3 | 4 | 3 | 28 | 3 | 1 | 0 | 0 | 0 | 31 | |
| 10 | NOTICE, Duane | g | 4-11 | 4-9 | 1-2 | 0 | 3 | 3 | 13 | 5 | 2 | 1 | 0 | 0 | 0 | 36 | |
| 15 | THEUS JR., Reggie | 0-1 | 0-1 | 0-0 | 0 | 0 | 0 | 0 | 0 | 0 | 0 | 0 | 0 | 0 | 0 | 3 | |
| 20 | MCKIE, Justin | 0-1 | 0-1 | 0-0 | 2 | 2 | 4 | 1 | 0 | 0 | 0 | 0 | 0 | 0 | 0 | 23 | |
| 25 | KACINAS, Mindaugas | g | 2-3 | 0-0 | 3-4 | 3 | 1 | 4 | 4 | 7 | 2 | 1 | 0 | 0 | 0 | 16 | |
| 35 | STEELE, Brian | 0-1 | 0-1 | 0-0 | 0 | 0 | 0 | 1 | 0 | 0 | 0 | 0 | 0 | 0 | 0 | 1 | |
| | Team | | | | | 3 | 1 | 4 | | | | | | | | | |
| | Totals | 25-54 | 8-24 | 23-34 | 11 | 22 | 33 | 22 | 81 | 19 | 7 | 3 | 4 | 200 | | | |

FG % 1st Half: 14-28 50.0% 2nd half: 11-26 42.3% Game: 25-54 46.3%
 3FG % 1st Half: 6-14 42.9% 2nd half: 2-10 20.0% Game: 8-24 33.3%
 FT % 1st Half: 5-9 55.6% 2nd half: 18-25 72.0% Game: 23-34 67.6%

Deadball Rebounds 6

Officials: Antnio Petty, Brian Shey, Ron Groover
 Technical fouls: Mississippi State-None. South Carolina-CARRERA, Michael.
 Attendance: 14022

| Score by periods | 1st | 2nd | Total |
|-------------------|-----|-----|-------|
| Mississippi State | 31 | 37 | 68 |
| South Carolina | 39 | 42 | 81 |

| Points | In | Off | 2nd | Fast | Bench |
|--------|-------|-----|--------|-------|-------|
| MS | Paint | T/O | Chance | Break | |
| SC | 24 | 13 | 9 | 7 | 15 |
| | 24 | 13 | 9 | 7 | 7 |

Last FG - MS 2nd-01:51, SC 2nd-02:14.
 Largest lead - MS by 4 1st 18:57, SC by 18 2nd-12:39.
 MS led for 02:03, SC led for 37:23. Game was tied for 00:28.

Score tied - 0 times.
 Lead changed - 1 time.

GAME 30 Memorial Gym • Nashville, Tenn.

Vanderbilt
Mississippi State

66
56

Mississippi State 56 • 12-18, 5-12 SEC

| # | Player | Total | | | 3-Pr | | | Rebounds | | | PF | TP | A | TO | Blk | Stl | Min |
|----|-------------------|-------|------|-------|------|-----|-----|----------|----|----|----|----|---|-----|-----|-----|-----|
| | | FG | FGA | FT | FTA | Off | Def | Total | | | | | | | | | |
| 20 | Gavin Ware | 4 | 10 | 0-0 | 4-5 | 0 | 3 | 3 | 3 | 12 | 0 | 0 | 0 | 0 | 1 | 31 | |
| 25 | Roquez Johnson | 1 | 2 | 0-0 | 4-7 | 1 | 3 | 4 | 3 | 8 | 0 | 4 | 1 | 1 | 0 | 27 | |
| 15 | I.J. Ready | g | 3-7 | 2-4 | 0-0 | 0 | 1 | 1 | 3 | 8 | 1 | 3 | 0 | 2 | 0 | 22 | |
| 23 | Travis Daniels | 0-1 | 0-0 | 0-0 | 0 | 1 | 1 | 0 | 0 | 0 | 0 | 0 | 0 | 0 | 0 | 13 | |
| 32 | Craig Sword | g | 8-9 | 3-4 | 5-6 | 0 | 2 | 2 | 3 | 20 | 1 | 4 | 1 | 1 | 0 | 33 | |
| 01 | Fred Thomas | 1-1 | 1-1 | 0-0 | 0 | 0 | 0 | 3 | 3 | 2 | 1 | 0 | 0 | 0 | 0 | 12 | |
| 02 | Demetrius Houston | 2-4 | 0-0 | 0 | 1 | 2 | 3 | 2 | 4 | 1 | 1 | 0 | 0 | 0 | 0 | 22 | |
| 03 | Trivante Bloodman | 0-4 | 0-1 | 0-0 | 0 | 0 | 0 | 0 | 0 | 0 | 4 | 2 | 0 | 0 | 0 | 17 | |
| 22 | Fallou Ndoye | 0-1 | 0-0 | 1-2 | 0 | 0 | 0 | 0 | 1 | 0 | 1 | 0 | 0 | 0 | 0 | 7 | |
| 33 | Oliver Black | 0-0 | 0-0 | 0-0 | 0 | 0 | 0 | 1 | 0 | 0 | 0 | 0 | 0 | 0 | 1 | 16 | |
| | Team | | | | | 2 | 3 | 5 | | | | | | | | | |
| | Totals | 18-39 | 6-10 | 14-20 | 4 | 15 | 19 | 18 | 56 | 9 | 17 | 2 | 6 | 200 | | | |

FG % 1st Half: 12-21 57.1% 2nd half: 6-18 33.3% Game: 18-39 46.2%
 3FG % 1st Half: 6-8 75.0% 2nd half: 0-2 0.0% Game: 6-10 60.0%
 FT % 1st Half: 6-8 75.0% 2nd half: 8-12 66.7% Game: 14-20 70.0%

Deadball Rebounds 4

Vanderbilt 66 • 18-12, 9-9 SEC

| # | Player | Total | | | 3-Pr | | | Rebounds | | | PF | TP | A | TO | Blk | Stl | Min |
|----|---------------------|-------|------|------|------|-----|-----|----------|----|----|----|----|---|-----|-----|-----|-----|
| | | FG | FGA | FT | FTA | Off | Def | Total | | | | | | | | | |
| 35 | James SIAKAM | 1 | 5-8 | 1-1 | 1-2 | 5 | 2 | 7 | 4 | 12 | 2 | 2 | 1 | 1 | 0 | 23 | |
| 40 | Josh HENDERSON | c | 1-2 | 0-0 | 0-0 | 0 | 0 | 0 | 2 | 2 | 0 | 1 | 0 | 0 | 0 | 10 | |
| 04 | Wade BALDWIN IV | g | 4-10 | 1-4 | 2-4 | 0 | 4 | 4 | 1 | 11 | 7 | 1 | 0 | 0 | 0 | 33 | |
| 05 | Mallon FISHER-DAVIS | g | 3-7 | 2-5 | 0-0 | 1 | 1 | 2 | 3 | 8 | 0 | 2 | 0 | 0 | 0 | 26 | |
| 13 | Riley LACHANCE | g | 6-10 | 5-5 | 0-0 | 0 | 4 | 4 | 2 | 15 | 3 | 1 | 0 | 0 | 0 | 37 | |
| 00 | Shelton MITCHELL | 1-2 | 0-0 | 0-0 | 0 | 0 | 0 | 0 | 0 | 2 | 1 | 0 | 1 | 0 | 0 | 10 | |
| 03 | Luke KORNET | 2-3 | 1-2 | 0-0 | 1 | 1 | 2 | 1 | 5 | 1 | 0 | 2 | 0 | 0 | 0 | 29 | |
| 10 | Nathan WATKINS | 0-0 | 0-0 | 0-0 | 0 | 0 | 0 | 0 | 0 | 0 | 0 | 0 | 0 | 0 | 0 | 0+ | |
| 11 | Jeff ROBERSON | 1-1 | 0-0 | 0-0 | 1 | 1 | 2 | 0 | 0 | 2 | 4 | 0 | 1 | 0 | 0 | 15 | |
| 30 | Damian JONES | 4-4 | 0-0 | 3-7 | 1 | 2 | 3 | 4 | 11 | 0 | 2 | 2 | 1 | 0 | 0 | 17 | |
| | Team | | | | | 0 | 3 | 3 | | | | | | | | | |
| | Totals | 26-47 | 8-17 | 6-13 | 9 | 18 | 27 | 17 | 66 | 16 | 15 | 6 | 4 | 200 | | | |

FG % 1st Half: 12-21 57.1% 2nd half: 14-26 53.8% Game: 26-47 55.3%
 3FG % 1st Half: 6-10 60.0% 2nd half: 2-7 28.6% Game: 8-17 47.1%
 FT % 1st Half: 2-4 50.0% 2nd half: 4-9 44.4% Game: 6-13 46.2%

Deadball Rebounds 4.1

Officials: Doug Shows, Anthony Jordan, James Breeding
 Technical fouls: Mississippi State-None. Vanderbilt-None.
 Attendance: 8685

| Score by periods | 1st | 2nd | Total |
|-------------------|-----|-----|-------|
| Mississippi State | 36 | 20 | 56 |
| Vanderbilt | 32 | 34 | 66 |

| Points | In | Off | 2nd | Fast | Bench |
|--------|-------|-----|--------|-------|-------|
| MS | Paint | T/O | Chance | Break | |
| VU | 30 | 22 | 8 | 7 | 18 |

Last FG - MS 2nd-01:50, VU 2nd-00:42.
 Largest lead - MS by 11 1st-09:14, VU by 10 2nd-00:42.

Score tied - 3 times.
 Lead changed - 7 times.

Craig Sword scored a team-high 26 points but it wasn't enough as Mississippi State dropped a 81-68 decision to South Carolina.

MSU scored the game's first two baskets but then went better than five minutes without scoring again. South Carolina scored nine straight points and did not trail the rest of the way.

Tyrone Johnson, who scored a game-high 28 points for the Gamecocks, got his team going during that run.

The Bulldogs were within 16-11 after a layup by Sword. However, the Gamecocks put together a 9-2 run to take a 25-13 lead with 7:29 left in the half.

I.J. Ready hit back-to-baskets to keep the Bulldogs within striking range. MSU also got some good minutes from Demetrius Houston.

MSU shot 59.1 percent from the field in the first half but still trailed 39-31 at the intermission.

In the second half, a 9-0 South Carolina run allowed the Gamecocks to stretch the lead to 52-38 with 15:08 left. The Bulldogs would fall down by as many as 18 at 59-41 with 12:39 left.

Sword scored seven straight points helping the Bulldogs get back to a 74-65 deficit with 2:48 left. However, the Maroon and White would get no closer.

A 10-0 run midway through the second half lifted Vanderbilt to a 66-56 come-from-behind win.

Craig Sword led MSU with 20 points. The junior guard scored 20 or more points for the fifth time in a game this season. Gavin Ware was also in double figures with 12 points.

MSU started strong. The Bulldogs hit 6 of 8 shots from 3-point range in the opening half.

The Bulldogs scored eight straight points to build an early 20-13 lead with 3-pointers by I.J. Ready, Sword and a basket by Ware.

MSU extended the lead to 28-17 on another 8-0 run. This run included another trey from Ready, as well as one from Fred Thomas and a tip-in from Demetrius Houston.

Vanderbilt chipped away from a 32-24 deficit by scoring eight straight points.

MSU regrouped and led 36-32 at halftime.

In the second half, Vanderbilt took control of the game when it built a 46-40 lead with a 10-0 run. The Bulldogs struggled on the offensive end as they went better than seven minutes between field goals.

A layup by Ready brought the Bulldogs within 48-45 with 8:29 left. The Bulldogs were back within two twice, the last time at 56-54 after a Sword layup with 4:57 left.



GAME 31 Humphrey Coliseum • Starkville, Miss.

Mississippi State
Missouri

52
43

Mizzou 43 - 9-22, 3-15

| # | Player | Total | | | 3-Pr | | | Rebounds | | | PF | TP | A | TO | Blk | Stl | Min |
|-----------------|----------------------|-------|-------|-----------|------|-------|--------|----------|-------|-------|----|----|---|----|-----|-----|----------|
| | | FG | FGA | FG-FGA | FT | FTA | FT-FTA | Off | Def | Total | | | | | | | |
| 03 | Williams III, Johnat | r | 3-8 | 0-2 | 4-10 | 4 | 8 | 12 | 4 | 10 | 0 | 1 | 1 | 0 | 0 | 34 | |
| 05 | Allen, D'Angelo | r | 0-1 | 0-1 | 0-0 | 0 | 0 | 0 | 2 | 0 | 1 | 0 | 0 | 0 | 0 | 11 | |
| 14 | Rosburg, Ryan | g | 0-1 | 0-0 | 0-0 | 0 | 2 | 2 | 1 | 0 | 0 | 1 | 0 | 0 | 0 | 11 | |
| 12 | Wright, Naman | g | 5-14 | 2-5 | 0-0 | 1 | 4 | 5 | 4 | 12 | 0 | 1 | 0 | 1 | 0 | 33 | |
| 14 | Shamburger, Keith | g | 4-12 | 2-6 | 2-2 | 1 | 1 | 2 | 1 | 12 | 2 | 1 | 0 | 1 | 0 | 37 | |
| 02 | Bello, Deuce | g | 0-1 | 0-1 | 0-0 | 1 | 0 | 1 | 1 | 0 | 1 | 0 | 0 | 0 | 0 | 15 | |
| 04 | Isabell, Tramaine | g | 0-5 | 0-1 | 2-3 | 0 | 1 | 1 | 1 | 2 | 0 | 1 | 0 | 1 | 0 | 6 | |
| 13 | Gill-Caesar, Montagu | g | 2-5 | 1-1 | 0-0 | 0 | 1 | 1 | 3 | 5 | 4 | 0 | 0 | 1 | 0 | 21 | |
| 23 | Gant, Jakeenan | g | 0-1 | 0-0 | 0-0 | 0 | 2 | 2 | 0 | 0 | 2 | 0 | 0 | 0 | 0 | 6 | |
| 45 | Post, Keanau | g | 1-2 | 0-0 | 0-0 | 1 | 5 | 6 | 1 | 2 | 0 | 1 | 0 | 0 | 0 | 24 | |
| | Team | | | | | 3 | 2 | 5 | | | | | | | | | |
| Totals | | | 15-50 | 5-17 | 8-15 | 11 | 26 | 37 | 18 | 43 | 5 | 13 | 1 | 3 | 0 | 200 | |
| FG % 1st Half: | | 7-25 | 28.0% | 2nd half: | 8-25 | 32.0% | Game: | 15-50 | 30.0% | | | | | | | | Deatball |
| 3FG % 1st Half: | | 2-9 | 22.2% | 2nd half: | 3-8 | 37.5% | Game: | 5-17 | 29.4% | | | | | | | | Rebounds |
| FT % 1st Half: | | 3-9 | 33.3% | 2nd half: | 5-6 | 83.3% | Game: | 8-15 | 53.3% | | | | | | | | 3 |

Mississippi State 52 - 13-18, 6-12

| # | Player | Total | | | 3-Pr | | | Rebounds | | | PF | TP | A | TO | Blk | Stl | Min |
|-----------------|-------------------|-------|-------|-----------|-------|-------|--------|----------|-------|-------|----|----|---|----|-----|-----|----------|
| | | FG | FGA | FG-FGA | FT | FTA | FT-FTA | Off | Def | Total | | | | | | | |
| 25 | Roquez Johnson | r | 0-1 | 0-0 | 2-2 | 0 | 0 | 0 | 5 | 2 | 0 | 2 | 0 | 0 | 0 | 13 | |
| 03 | Trivante Bloodman | g | 0-1 | 0-1 | 0-0 | 0 | 2 | 2 | 0 | 0 | 0 | 0 | 0 | 0 | 0 | 8 | |
| 05 | Isaiah Butler | g | 0-0 | 0-0 | 0-0 | 0 | 0 | 0 | 0 | 0 | 0 | 0 | 0 | 0 | 0 | 4 | |
| 10 | Jeffery Johnson | g | 0-0 | 0-0 | 0-0 | 0 | 0 | 0 | 0 | 0 | 0 | 0 | 0 | 0 | 0 | 2 | |
| 02 | Craig Sword | g | 5-10 | 2-3 | 3-5 | 0 | 4 | 4 | 0 | 15 | 3 | 3 | 2 | 0 | 0 | 31 | |
| 01 | Fred Thomas | g | 0-2 | 0-1 | 0-0 | 0 | 1 | 1 | 0 | 0 | 0 | 0 | 0 | 0 | 0 | 9 | |
| 02 | Demetrius Houston | g | 2-3 | 1-1 | 4-6 | 0 | 5 | 5 | 1 | 9 | 1 | 1 | 0 | 0 | 0 | 18 | |
| 15 | I.J. Ready | g | 2-8 | 0-3 | 0-0 | 0 | 3 | 3 | 0 | 4 | 7 | 1 | 0 | 2 | 0 | 32 | |
| 20 | Gavin Ware | g | 4-6 | 0-0 | 1-2 | 1 | 7 | 8 | 1 | 9 | 3 | 1 | 0 | 0 | 0 | 29 | |
| 22 | Fallou Ndoye | g | 1-2 | 0-0 | 0-0 | 2 | 1 | 3 | 5 | 2 | 0 | 0 | 0 | 0 | 0 | 11 | |
| 23 | Travis Daniels | g | 1-4 | 1-2 | 4-4 | 1 | 2 | 3 | 1 | 7 | 0 | 1 | 0 | 1 | 0 | 21 | |
| 33 | Oliver Black | g | 2-6 | 0-0 | 0-0 | 0 | 3 | 3 | 3 | 4 | 0 | 0 | 0 | 0 | 0 | 22 | |
| | Team | | | | | 0 | 0 | 0 | | | | | | | | | |
| Totals | | | 17-43 | 4-11 | 14-19 | 4 | 28 | 32 | 18 | 52 | 11 | 12 | 4 | 3 | 0 | 200 | |
| FG % 1st Half: | | 11-24 | 45.8% | 2nd half: | 6-19 | 31.6% | Game: | 17-43 | 39.5% | | | | | | | | Deatball |
| 3FG % 1st Half: | | 2-7 | 28.6% | 2nd half: | 2-4 | 50.0% | Game: | 4-11 | 36.4% | | | | | | | | Rebounds |
| FT % 1st Half: | | 3-5 | 60.0% | 2nd half: | 11-14 | 78.6% | Game: | 14-19 | 73.7% | | | | | | | | 3 |

Officials: John Hampton, Tim Gatts, Kevin Fehr
Technical fouls: Mizzou-None, Mississippi State-None.
Attendance: 5897

| Score by periods | 1st | 2nd | Total |
|-------------------|-----|-----|-------|
| Mizzou | 19 | 24 | 43 |
| Mississippi State | 27 | 25 | 52 |

| Points | In | Off | 2nd | Fast | Bench |
|--------|-------|-----|--------|-------|-------|
| MU-M | Paint | T/O | Chance | Break | |
| MS | 10 | 3 | 5 | 0 | 0 |
| | 20 | 11 | 7 | 2 | 9 |

GAME 32 Bridgestone Arena • Nashville, Tenn.

Auburn
Mississippi State

74
68

Auburn 74 - 13-19, 4-14

| # | Player | Total | | | 3-Pr | | | Rebounds | | | PF | TP | A | TO | Blk | Stl | Min |
|-----------------|-------------------|-------|-------|-----------|-------|-------|--------|----------|-------|-------|----|----|---|----|-----|-----|----------|
| | | FG | FGA | FG-FGA | FT | FTA | FT-FTA | Off | Def | Total | | | | | | | |
| 05 | Bowers, Cinmeon | r | 0-6 | 0-1 | 5-10 | 4 | 2 | 6 | 1 | 5 | 0 | 4 | 0 | 0 | 0 | 24 | |
| 25 | Granger, Jordan | r | 1-4 | 0-2 | 0-1 | 0 | 3 | 3 | 1 | 2 | 1 | 0 | 0 | 0 | 0 | 17 | |
| 01 | Harrell, KT | g | 6-10 | 2-4 | 5-7 | 1 | 2 | 3 | 4 | 19 | 1 | 8 | 0 | 1 | 0 | 31 | |
| 15 | Ross-Miller, K.C. | g | 5-13 | 2-2 | 9-10 | 0 | 7 | 7 | 1 | 21 | 1 | 2 | 0 | 3 | 0 | 33 | |
| 23 | Lang, TJ | g | 1-1 | 1-1 | 0-0 | 2 | 1 | 3 | 3 | 3 | 3 | 1 | 1 | 0 | 0 | 26 | |
| 00 | Canada, Malcolm | g | 0-1 | 0-0 | 0-0 | 0 | 0 | 0 | 1 | 0 | 2 | 0 | 0 | 0 | 0 | 12 | |
| 14 | Mason, Antoine | g | 2-5 | 0-2 | 0-1 | 0 | 1 | 1 | 2 | 4 | 0 | 2 | 0 | 0 | 0 | 18 | |
| 20 | Thompson, Alex | g | 6-7 | 3-3 | 1-3 | 1 | 2 | 3 | 3 | 16 | 0 | 0 | 1 | 1 | 0 | 23 | |
| 31 | Waddell, Devin | g | 1-1 | 0-0 | 2-2 | 1 | 3 | 4 | 2 | 4 | 1 | 0 | 1 | 0 | 0 | 16 | |
| | Team | | | | | 1 | 3 | 4 | | | | | | | | | |
| Totals | | | 22-48 | 8-15 | 22-34 | 10 | 24 | 34 | 18 | 74 | 9 | 17 | 3 | 5 | 0 | 200 | |
| FG % 1st Half: | | 9-25 | 36.0% | 2nd half: | 13-23 | 56.5% | Game: | 22-48 | 45.8% | | | | | | | | Deatball |
| 3FG % 1st Half: | | 5-9 | 55.6% | 2nd half: | 3-6 | 50.0% | Game: | 8-15 | 53.3% | | | | | | | | Rebounds |
| FT % 1st Half: | | 11-19 | 57.9% | 2nd half: | 11-15 | 73.3% | Game: | 22-34 | 64.7% | | | | | | | | 5 |

Mississippi State 68 - 13-19, 6-12

| # | Player | Total | | | 3-Pr | | | Rebounds | | | PF | TP | A | TO | Blk | Stl | Min |
|-----------------|-------------------|-------|--------|-----------|-------|-------|--------|----------|-------|-------|----|----|---|----|-----|-----|----------|
| | | FG | FGA | FG-FGA | FT | FTA | FT-FTA | Off | Def | Total | | | | | | | |
| 20 | Gavin Ware | r | 3-6 | 0-0 | 0-1 | 1 | 2 | 3 | 6 | 1 | 0 | 2 | 1 | 0 | 0 | 29 | |
| 25 | Roquez Johnson | r | 2-3 | 0-0 | 2-3 | 1 | 2 | 3 | 4 | 6 | 2 | 1 | 0 | 1 | 0 | 23 | |
| 15 | I.J. Ready | g | 7-16 | 0-4 | 4-4 | 0 | 3 | 3 | 1 | 18 | 2 | 2 | 0 | 2 | 0 | 37 | |
| 23 | Travis Daniels | g | 3-7 | 0-4 | 0-0 | 1 | 2 | 3 | 2 | 6 | 2 | 3 | 1 | 0 | 0 | 22 | |
| 02 | Craig Sword | g | 7-14 | 1-3 | 6-6 | 2 | 5 | 7 | 3 | 21 | 4 | 5 | 1 | 0 | 0 | 28 | |
| 02 | Demetrius Houston | g | 0-0 | 0-0 | 1-2 | 0 | 0 | 0 | 4 | 1 | 0 | 2 | 0 | 1 | 0 | 7 | |
| 03 | Trivante Bloodman | g | 2-3 | 0-1 | 2-3 | 0 | 2 | 2 | 2 | 6 | 3 | 0 | 0 | 3 | 0 | 26 | |
| 22 | Fallou Ndoye | g | 0-1 | 0-0 | 0-0 | 0 | 3 | 3 | 3 | 0 | 0 | 1 | 0 | 0 | 0 | 8 | |
| 33 | Oliver Black | g | 2-2 | 0-0 | 0-0 | 0 | 2 | 2 | 2 | 4 | 0 | 1 | 0 | 0 | 0 | 20 | |
| | Team | | | | | 0 | 1 | 1 | | | | | | | | | |
| Totals | | | 26-52 | 1-12 | 15-19 | 5 | 22 | 27 | 24 | 68 | 14 | 16 | 4 | 8 | 0 | 200 | |
| FG % 1st Half: | | 14-29 | 48.3% | 2nd half: | 12-23 | 52.2% | Game: | 26-52 | 50.0% | | | | | | | | Deatball |
| 3FG % 1st Half: | | 1-8 | 12.5% | 2nd half: | 0-4 | 0.0% | Game: | 1-12 | 8.3% | | | | | | | | Rebounds |
| FT % 1st Half: | | 7-7 | 100.0% | 2nd half: | 8-12 | 66.7% | Game: | 15-19 | 78.9% | | | | | | | | 1.1 |

Officials: Tony Greene, Joe Lindsay, Mike Nance
Technical fouls: Auburn-Mason, Antoine, Mississippi State-None.
Attendance: 10039

| Score by periods | 1st | 2nd | Total |
|-------------------|-----|-----|-------|
| Auburn | 34 | 40 | 74 |
| Mississippi State | 36 | 32 | 68 |

| Points | In | Off | 2nd | Fast | Bench |
|--------|-------|-----|--------|-------|-------|
| AU | Paint | T/O | Chance | Break | |
| MS | 32 | 20 | 8 | 12 | 11 |

Last FG - AU by 2nd-00:38, MS 2nd-00:29.
Largest lead - AU by 11:20-11:37, MS by 7:11-12:28.
AU led for 19:45, MS led for 17:08. Game was tied for 03:07.

Score tied - 6 times.
Lead changed - 9 times.

Senior Night provided a rewarding conclusion to four Mississippi State seniors' careers, as the Bulldogs beat the Missouri Tigers 52-43.

In a night in which points came at a premium, Missouri became the first SEC team the Bulldogs held to under 50 points since holding Georgia to 49 points in 2008.

The Bulldogs started the game slow offensively. The Tigers and Dogs traded baskets early before MSU took command of the game. A pair of free throws by junior guard Travis Daniels gave the Bulldogs the lead for good and sparked a 17-9 run to close the first half which saw the Bulldogs lead 27-19.

The Bulldogs increased their lead to 33-22 to open the second half before the Tigers clawed back into the game. Missouri used a pair of jumpers and 3-pointers to trim the Bulldog lead to 36-32 at the 8:30 mark.

Following a media timeout, junior guard Craig Sword ignited the Bulldogs on ensuing possessions with a layup and a timely 3-pointer to give MSU a double-digit lead, 43-32.

The Tigers would get back within seven points with just over two minutes to play, but late free throw shooting from Sword, Johnson and freshman forward Demetrius Houston put the game out of reach and sealed the victory.

Sword led all scorers with 15 points.

Despite 21 points from Craig Sword and 18 points from I.J. Ready, Mississippi State saw its season end with a 74-68 loss to Auburn in the opening round of the SEC Tournament.

The Bulldog started quickly, building an 18-11 lead on a 3-pointer by Craig Sword. Auburn battled back with a 9-2 run for a 20-20 tie on a putback by Antoine Mason.

The lead switched hands a couple of times before a basket by I.J. Ready placed the Maroon and White on top 30-29. MSU used a 10-2 run to build a 36-31 lead.

MSU led 36-34 at halftime.

A layup by Sword pushed the MSU advantage to 38-34. From there, Auburn seized control of the contest. The Tigers built a 48-41 lead on a 14-3 run.

The Bulldogs went better than six minutes without a field goal as the Tigers upped the advantage to 56-45 with 11:37 left.

MSU responded with a 16-3 run, which included a 12-0 spurt to take a 61-59 lead on a jumper by Ready with 7:11 left.

The Bulldogs would hold one final lead before a layup by Harrell placed the Tigers on top for good at 66-65 with 3:47 left. Alex Thompson followed with a 3-point basket for the Tigers, who were able to eke to victory from there.

Auburn received 21 points from K.C. Ross-Miller and 19 points from Harrell.



2014-15 SEC REVIEW



| Overall Standings | | | | | Overall Standings | | | | |
|-------------------|------|-------|-------|------|--|------|------|-------|------|
| School | SEC | Pct | All | Pct | School | SEC | Pct | All | Pct |
| Kentucky &^ | 18-0 | 1.000 | 38-1 | .974 | Alabama | 8-10 | .444 | 19-15 | .543 |
| Arkansas | 13-5 | .722 | 27-9 | .750 | Tennessee | 7-11 | .389 | 16-16 | .500 |
| Georgia | 11-7 | .611 | 21-12 | .636 | South Carolina | 6-12 | .333 | 17-16 | .515 |
| LSU | 11-7 | .611 | 22-11 | .667 | Mississippi State | 6-12 | .333 | 13-19 | .407 |
| Texas A&M | 11-7 | .611 | 21-12 | .636 | Auburn | 4-14 | .222 | 15-20 | .429 |
| Ole Miss | 11-7 | .611 | 21-13 | .618 | Missouri | 3-15 | .167 | 9-23 | .281 |
| Vanderbilt | 9-9 | .500 | 21-14 | .600 | & - Regular Season Champions ^ - SEC Tournament Champions | | | | |
| Florida | 8-10 | .444 | 16-17 | .485 | | | | | |

2015 SEC Tournament Results

Bridgestone Arena, Nashville

Wednesday, March 11 (1st Round)

(13) Auburn 74, (12) Miss. State 68
(11) So. Carolina 63, (14) Missouri 34

Thursday, March 12 (2nd Round)

(8) Florida 69, (9) Alabama 61
(10) Auburn 66, (5) Texas A&M 59
(13) Tennessee 67, (7) Vanderbilt 61
(11) So. Carolina 60, (6) Ole Miss 58

Friday, March 13 (Quarterfinals)

(1) Kentucky 64, (8) Florida 49
(13) Auburn 73, (4) LSU 70 OT
(2) Arkansas 80, (10) Tennessee 72
(3) Georgia 74, (11) So. Carolina 62

Saturday, March 14 (Semifinals)

(1) Kentucky 91, (13) Auburn 67
(2) Arkansas 60, (3) Georgia 49

Sunday March 15 (Finals)

(1) Kentucky 78, (2) Arkansas 63

SEC All-Tournament Team

Willie Cauley-Stein, Kentucky — MVP
KT Harrell, Auburn
Aaron Harrison, Kentucky
Andrew Harrison, Kentucky
Michael Qualls, Arkansas

SEC Coach of the Year

Coaches - John Calipari, Kentucky
AP - John Calipari, Kentucky

SEC Player of the Year

Coaches - Bobby Portis, Arkansas
AP - Bobby Portis, Arkansas

SEC Freshman of the Year

Coaches - Karl-Anthony Towns, UK
AP - Karl-Anthony Towns, UK

SEC 6th Man of the Year

Coaches - Devin Booker, Kentucky

SEC Defensive Player of the Year

Coaches - Willie Cauley-Stein, UK

SEC Scholar-Athlete of the Year

Coaches - Levi Randolph, Alabama

Coaches All-SEC Team

First Team

- Bobby Portis, Arkansas
- Willie Cauley-Stein, Kentucky
- Karl-Anthony Towns, Kentucky
- Jarell Martin, LSU
- Jordan Mickey, LSU
- Stefan Moody, Ole Miss
- Josh Richardson, Tennessee
- Danuel House, Texas A&M
- Damian Jones, Vanderbilt

Second Team

- Marcus Thornton, Alabama
- Michael Qualls, Arkansas
- KT Harrell, Auburn
- Dorion Finney-Smith, Florida
- Marcus Thornton, Georgia
- Devin Booker, Kentucky
- Aaron Harrison, Kentucky
- Craig Sword, Mississippi State
- Jalen Jones, Texas A&M

Coaches All-SEC Defensive Team

- Marcus Thornton, Georgia
- Willie Cauley-Stein, Kentucky
- Jordan Mickey, LSU
- Josh Richardson, Tennessee
- Damian Jones, Vanderbilt

SEC All-Freshman Team

- Anton Beard, Arkansas
- Devin Robinson, Florida
- Devin Booker, Kentucky
- Trey Lyles, Kentucky
- Karl-Anthony Towns, Kentucky
- Tyler Ulis, Kentucky
- Wade Baldwin IV, Vanderbilt
- Riley LaChance, Vanderbilt

AP SEC All-SEC Team

First Team

- u-Bobby Portis, Arkansas
- Willie Cauley-Stein, Kentucky
- Karl-Anthony Towns, Kentucky
- Stefan Moody, Ole Miss
- Jarell Martin, LSU
- Jordan Mickey, LSU
- Josh Richardson, Tennessee

Second Team

- Michael Qualls, Arkansas
- KT Harrell, Auburn
- Aaron Harrison, Kentucky
- Danuel House, Texas A&M
- Damian Jones, Vanderbilt

Honorable Mention

- Levi Randolph, Alabama
- Marcus Thornton, Georgia
- Devin Booker, Kentucky
- Alex Caruso, Texas A&M

• u - Unanimous selection to first team

SEC Player/Freshman of the Week

- N17 Cinmeon Bowers, Auburn (P)
- Trey Lyles, Kentucky(F)
- N24 Levi Randolph, Alabama (P)
- Wade Baldwin, Vanderbilt (F)
- D1 Michael Qualls, Arkansas (P)
- Karl-Anthony Towns, UK (F)
- D8 Duane Notice, So. Carolina (P)
- Alex Caruso, Texas A&M (P)
- Karl-Anthony Towns, UK (F)
- D15 Josh Richardson, Tenn. (P)
- Riley LaChance, Vanderbilt (F)
- D22 KT Harrell, Auburn (P)
- Devin Booker, Kentucky (F)
- D29 Ricky Tarrant, Alabama (P)
- Tyler Ulis, Kentucky (F)
- J5 Sindarius Thornwell, USC (P)
- Riley LaChance, Vanderbilt (F)
- J12 Bobby Portis, Arkansas (P)
- Devin Booker, Kentucky (F)
- J19 Armani Moore, Tennessee(P)
- Devin Booker, Kentucky (F)
- J26 J.J. Frazier, Georgia (P)
- Devin Booker, Kentucky (F)
- F2 Danuel House, Texas A&M (P)
- Devin Booker, Kentucky (F)
- F9 Stefan Moody, Ole Miss (P)
- Riley LaChance, Vanderbilt (F)
- F16 Bobby Portis, Arkansas (P)
- Karl-Anthony Towns, UK (F)
- F23 Stefan Moody, Ole Miss (P)
- Anton Beard, Arkansas (F)
- M2 Tim Quarterman, LSU (P)
- Trey Lyles, Kentucky (F)
- M9 Karl-Anthony Towns, UK (P)
- Riley LaChance, Vanderbilt (F)

(P) - SEC Player of the Week

(F) - SEC Freshman of the Week



MSU INDIVIDUAL RECORDS

Most Points Scored:

Game: 47, Bailey Howell vs. Union (12-4-58)

Season: 777, Jeff Malone (1982-83)

Career: 2142, Jeff Malone (1980-83)

Highest Scoring Average:

Season: 28.3, Jim Ashmore (1956-57)

Career (3 yrs): 27.1, Bailey Howell (1957-59)

Career (4 yrs): 20.6, Jim Ashmore (1954-57)

Most FGs Made:

Game: 18, Rickey Brown vs. Auburn (3-7-77)

Season: 323, Jeff Malone (1982-83)

Career: 906, Jeff Malone (1980-83)

Most Consecutive FGs Made:

1 Gm: 11, Tony Watts at Alabama (1-14-89)

1+ Gms: 15, Russell Walters vs. Ole Miss [8] & Northwestern St. [7] (1-14-95 to 1-16-95)

Most FGs Attempted:

Game: 33, Dave Williams at Auburn (1-3-66); Jim Ashmore vs. Ole Miss (1-19-57); Gerald Caveness vs. Florida (2-20-54)

Season: 616, Jim Ashmore (1956-57)

Career: 1768, Jeff Malone (1980-83)

Highest FG Percentage:

Game (Min. 10 FGA): .909 (10-of-11), Trey Moore vs. Loyola [NO] (12-14-96); Ervin Dillon vs. Delta State (12-1-84)

Season (Min. 125 FGA): .671 (167-249), Cameron Burns (1988-89)

Career (Min. 200 FGA): .630 (192-305), Bill Singletary (1972-74)

Career (Min. 400 FGA): .589 (548-930), Jarvis Varnado (2007-10)

Most 3-Point FGs Made:

Game: 8, Winsome Frazier vs. UMKC (11-23-04); Marckell Patterson vs. Florida (1-10-01); Antonio Jackson at California (11-13-00); Darryl Wilson vs. Alabama (3-4-95)

Season: 97, Darryl Wilson (1995-96)

Career: 280, Barry Stewart (2007-10)

Most Consecutive Games With 3FGM:

Career: 39, Darryl Wilson (1994-95)

Most 3-Point FGs Attempted:

Game: 17, Darryl Wilson vs. Alabama (3-4-95)

Season: 237, Darryl Wilson (1995-96)

Career: 779, Barry Stewart (2007-10)

Highest 3-Pt. FG Percentage:

Game (Min. 5 FGA): .857 (6-of-7), Ravern Johnson vs. Western Kentucky (1-5-09)

Season (Min. 50 FGA): .481 (38-79), Shane Power (2003-04)

Season (Min. 100 FGA): .430 (61-142), Tony Watts (1991-92)

Season (Min. 200 FGA): .414 (94-227), Darryl Wilson (1994-95)

Career (Min. 100 FGA): .417 (95-228), Shane Power (2004-05)

• Career (Min. 300 FGA): 400 (258-645), Darryl Wilson (1994-96)

Most FTs Made:

• Game: 21, Jerry Graves vs. Vandy (1-14-61)

• Season: 243, Bailey Howell (1957-58)

• Career: 682, Bailey Howell (1957-59)

Most Consecutive FT Made:

• 1 Gm: 18, Rich Knarr vs. Auburn (2-19-73)

• 1+ Gms: 43, Paul Smith (12-12-64 to 2-22-65)

Most FTs Attempted:

• Game: 27, Jerry Graves vs. Vandy (1-14-61)

• Season: 315, Bailey Howell (1957-58)

• Career: 892, Bailey Howell (1957-59)

Highest FT Percentage:

• Game (Min. 15 FTA): 1.000 (16-16), Bailey Howell at Tulane (2-3-58)

• Season (Min. 50 FTA): .927 (51-55), Paul Smith (1964-65)

• Season (Min. 100 FTA): .870 (120-138), Red Stroud (1962-63)

• Career (Min. 150 FTA): .864 (133-154), Paul Smith (1964-66)

• Career (Min. 200 FTA): .847 (221-261), Rich Knarr (1973-76)

• Career (Min. 300 FTA): .825 (296-359), Red Stroud (1961-63)

• Career (Min. 400 FTA): .812 (439-541), Darryl Wilson (1994-96)

Most Rebounds:

• Game: 34, Bailey Howell vs. LSU (2-1-57)

• Season: 492, Bailey Howell (1956-57)

• Career: 1277, Bailey Howell (1957-59)

Highest Rebounding Average:

• Season: 19.7, Bailey Howell (1956-57)

• Career (3 yrs): 17.0, Bailey Howell (1957-59)

• Career (4 yrs): 10.2, Rickey Brown (1977-80)

Most Offensive Rebounds:

• Game: 11, Lawrence Roberts at Alabama (3-6-04); Tyrone Washington at Auburn (2-7-98); Arnett Moultrie vs. Northwestern State (12-22-11)

• Season: 125, Erick Dampier (1995-96)

• Career: 346, Jarvis Varnado (2007-10)

Most Defensive Rebounds:

• Game: 14, Charles Rhodes vs. Auburn (2-4-06) & Jacksonville State (12-15-05)

• Season: 262, Jarvis Varnado (2007-10)

• Career: 750, Jarvis Varnado (2007-10)

Most Assists:

• Game: 16, Chuck Evans at UMKC (2-23-93)

• Season: 235, Chuck Evans (1992-93)

• Career: 633, Dee Bost (2009-12)

Highest Assists-Per-Game Average:

• Season: 8.10, Chuck Evans (1992-93)

• Career (2 yrs): 7.96, Chuck Evans (1992-93)

• Career (4 yrs): 5.19, Dee Bost (2009-12)

Most Turnovers:

• Game: 11, Al Perry at Evansville (12-17-75)

• Season: 142, Jamont Gordon (2005-06)

• Career: 403, Jamont Gordon (2006-08)

Most Blocked Shots:

• Game: 10, Jarvis Varnado vs. Miami [FL] (12-13-07), vs. Georgia & vs. Kentucky (1-15-08); Arkansas (1-14-10)

• Season: 170, Jarvis Varnado (2008-09 & 09-10)

• Career: 564, Jarvis Varnado (2007-10)

Highest Blocks-Per-Game Avg.:

• Season: 4.72, Jarvis Varnado (2008-09 & 09-10)

• Career: 4.0, Jarvis Varnado (2007-10)

Most Steals:

• Game: 8, Gary Hooker vs. Samford (12-29-75) & vs. SW La. (12-6-75)

• Season: 83, Chuck Evans (1991-92)

• Career: 217, Ray White (1976-79)

Highest Steals-Per-Game Average:

• Season: 2.96, Chuck Evans (1991-92)

• Career (2 yrs): 2.89, Chuck Evans (1992-93)

• Career (4 yrs): 2.17, Ray White (1976-79)

Most Charges Taken:

• Season: 23, Mario Austin (2001-02)

• Career: 51, Mario Austin (2001-03)

Most Dunks:

• Game: 6, Bubba Wilson vs. Troy (11-30-93)

• Season: 68, Charles Rhodes (2007-08)

• Career: 183, Charles Rhodes (2005-08)

Most Personal Fouls:

• Game: 6, 12 times (1989-90)

• Season: 117, Todd Merritt (1989-90)

• Career: 404, Rickey Brown (1977-80)

Most Disqualifications:

• Season: 14, Wayne Duncan (1955-56)

• Career: 30, Rickey Brown (1977-80)

Most Games Played:

• Season: 36, five players (2009-10); six players (2008-09); five players (2001-02)

• Career: 141, Barry Stewart (2007-10) and Jarvis Varnado (2007-10)

Most Games Started:

• Season: 36, Jarvis Varnado, Dee Bost, Barry Stewart (2009-10) & Jarvis Varnado, Barry Stewart, Ravern Johnson, Dee Bost (2008-09)

• Career: 122, Dee Bost (2009-12)

Most Minutes Played:

• Game: 57, Greg Carter vs. Ole Miss, 4ot (1-24-90)

• Season: 1255, Dee Bost (2009-10)

• Career: 4431, Barry Stewart (2007-10)

Highest Minutes-Per-Game Avg.:

• Season: 37.4, Kalpatrick Wells (1981-82)

• Career (2 yrs): 35.3, Chuck Evans (1992-93)

• Career (4 yrs): 35.0, Jeff Malone (1980-83)

MSU SCORING RECORDS



CAREER LEADERS

| Name | Seasons | G | Pts | Avg |
|---------------------|---------|-----|-------|------|
| 1. Jeff Malone | 1980-83 | 110 | 2142 | 19.5 |
| 2. Bailey Howell | 1957-59 | 75 | 2030 | 27.1 |
| 3. Jim Ashmore | 1954-57 | 93 | 1918 | 20.6 |
| 4. Rickey Brown | 1977-80 | 107 | 1838 | 17.2 |
| 5. Ray White | 1976-79 | 100 | 1652 | 16.5 |
| 6. Dee Bost | 2009-12 | 122 | 1640 | 13.4 |
| 7. Darryl Wilson | 1994-96 | 93 | 1619 | 17.4 |
| 8. Barry Stewart | 2007-10 | 141 | 1,602 | 11.4 |
| 9. Jamont Gordon | 2006-08 | 99 | 1558 | 15.7 |
| 10. Jerry Jenkins | 1973-75 | 78 | 1503 | 19.3 |
| 11. Tony Watts | 1989-92 | 113 | 1491 | 13.2 |
| 12. Ravern Johnson | 2008-11 | 128 | 1460 | 11.4 |
| 13. Cameron Burns | 1989-91 | 87 | 1460 | 16.8 |
| 14. Charles Rhodes | 2005-08 | 110 | 1451 | 13.2 |
| 15. Jarvis Varnado | 2007-10 | 141 | 1403 | 10.0 |
| 16. Tang Hamilton | 1998-01 | 123 | 1307 | 10.6 |
| 17. Rich Knarr | 1973-76 | 97 | 1305 | 13.5 |
| 18. Timmy Bowers | 2001-04 | 116 | 1300 | 11.2 |
| 19. Jack Bouldin | 1970-72 | 75 | 1257 | 16.8 |
| 20. Jerry Graves | 1959-61 | 74 | 1245 | 16.8 |
| 21. Erick Dampier | 1994-96 | 93 | 1231 | 13.2 |
| 22. Dave Williams | 1966-68 | 76 | 1219 | 16.0 |
| 23. Leland Mitchell | 1961-63 | 78 | 1219 | 15.6 |
| 24. Mario Austin | 2001-03 | 91 | 1199 | 13.2 |

Scoring Average (Min. 50 Gms)

| Name | Seasons | G | Pts | Avg |
|---------------------|---------|-----|------|------|
| 1. Bailey Howell | 1957-59 | 75 | 2030 | 27.1 |
| 2. Jim Ashmore | 1954-57 | 93 | 1918 | 20.6 |
| 3. Jeff Malone | 1980-83 | 110 | 2142 | 19.5 |
| 4. Jerry Jenkins | 1973-75 | 78 | 1503 | 19.3 |
| 5. Darryl Wilson | 1994-96 | 93 | 1619 | 17.4 |
| 6. Rickey Brown | 1977-80 | 107 | 1838 | 17.2 |
| 7. Lawrence Roberts | 2004-05 | 62 | 1048 | 16.9 |
| 8. Jerry Graves | 1959-61 | 74 | 1245 | 16.8 |
| 9. Cameron Burns | 1989-91 | 87 | 1460 | 16.8 |
| 10. Jack Bouldin | 1970-72 | 75 | 1257 | 16.8 |

SEASON BESTS

Points Scored

| Name | Season | G | Pts | Avg |
|-------------------|---------|----|-----|------|
| 1. Jeff Malone | 1982-83 | 29 | 777 | 26.9 |
| 2. Jim Ashmore | 1956-57 | 25 | 708 | 28.3 |
| 3. Bailey Howell | 1957-58 | 25 | 695 | 27.8 |
| 4. Bailey Howell | 1958-59 | 25 | 688 | 27.5 |
| 5. Bailey Howell | 1956-57 | 25 | 647 | 25.9 |
| 6. Darryl Wilson | 1995-96 | 34 | 613 | 18.0 |
| 7. Jamont Gordon | 2007-08 | 34 | 584 | 17.2 |
| 8. Jerry Jenkins | 1974-75 | 26 | 575 | 22.1 |
| 9. Mario Austin | 2001-02 | 35 | 565 | 16.1 |
| 10. Jamont Gordon | 2006-07 | 35 | 561 | 16.0 |

Scoring Average

| Name | Season | G | Pts | Avg |
|------------------|---------|----|-----|------|
| 1. Jim Ashmore | 1956-57 | 25 | 708 | 28.3 |
| 2. Bailey Howell | 1957-58 | 25 | 695 | 27.8 |
| 3. Bailey Howell | 1958-59 | 25 | 688 | 27.5 |
| 4. Jeff Malone | 1982-83 | 29 | 777 | 26.9 |
| 5. Bailey Howell | 1956-57 | 25 | 647 | 25.9 |
| 6. Jim Ashmore | 1955-56 | 24 | 536 | 22.3 |
| 7. Jim Ashmore | 1954-55 | 23 | 513 | 22.3 |
| 8. Jerry Jenkins | 1974-75 | 26 | 575 | 22.1 |
| 9. Jerry Graves | 1960-61 | 25 | 532 | 21.3 |
| 10. Rickey Brown | 1979-80 | 27 | 553 | 20.5 |

GAME HIGHS

Points Scored

| Name (Opponent, Date) | Pts |
|---|-----|
| 1. Bailey Howell vs. Union (12-4-58) | 47 |
| 2. Bailey Howell vs. LSU (2-22-58) | 45 |
| 3. Jim Ashmore vs. Ole Miss (1-19-57) | 45 |
| 4. Jim Ashmore at LSU (2-22-57) | 44 |
| 5. Bailey Howell at Florida (2-14-59) | 43 |
| 6. Rickey Brown vs. Auburn (3-7-77) | 40 |
| 7. Jim Ashmore vs. Arkansas St. (12-17-56) | 40 |
| 8. Jeff Malone vs. Alabama (1-31-83) | 39 |
| 9. Bailey Howell vs. Murray St. (12-19-57) | 39 |
| 10. Bailey Howell vs. Southwestern (12-7-57) | 39 |
| 11. Jeff Malone vs. Ole Miss (1-22-83) | 38 |
| 12. Bailey Howell vs. Arkansas St. (12-15-58) | 38 |
| 13. Jim Ashmore at Memphis St. (1-26-57) | 38 |
| 14. Jim Ashmore vs. Arkansas St. (1-21-56) | 38 |
| 15. Jim Ashmore at Ole Miss (2-28-57) | 37 |
| 16. Bailey Howell vs. Kentucky (2-11-57) | 37 |
| 17. Jeff Malone at Ole Miss (2-19-83) | 36 |
| 18. Jeff Malone vs. Vanderbilt (1-8-83) | 36 |
| 19. Darryl Wilson vs. Alabama (3-4-95) | 35 |
| 20. Hubert Henderson vs. Miss. Co. (12-6-86) | 35 |

| | |
|--|----|
| 21. Jeff Malone vs. LSU (1-24-83) | 35 |
| 22. Jeff Malone at Tennessee (1-15-83) | 35 |
| 23. Rickey Brown at Kentucky (2-20-80) | 35 |
| 24. Jerry Jenkins vs. Florida (2-3-75) | 35 |
| 25. Jerry Jenkins vs. Arkansas (12-24-74) | 35 |
| 26. Jerry Jenkins at Samford (12-2-74) | 35 |
| 27. Tom Payne vs. Kentucky (2-10-68) | 35 |
| 28. Paul Smith at Alabama (1-11-65) | 35 |
| 29. Jerry Graves vs. Florida (2-15-60) | 35 |
| 30. Bailey Howell vs. Murray State (1-24-59) | 35 |
| 31. Bailey Howell vs. Florida (2-15-58) | 35 |
| 32. Bailey Howell vs. SE La. (1-27-58) | 35 |
| 33. Bailey Howell at Tulane (2-23-57) | 35 |
| 34. Bailey Howell at Tampa (2-15-57) | 35 |
| 35. Jim Ashmore vs. Tennessee (2-9-57) | 35 |
| 36. Bailey Howell at Miss. College (12-8-56) | 35 |

YEARLY LEADERS

Scoring Average

| Year | Name | G | Pts | Avg |
|------|-------------------|----|-----|------|
| 1948 | Willard Daley | 18 | 255 | 14.2 |
| 1949 | Willard Daley | 17 | 210 | 12.4 |
| 1950 | Willard Daley | 18 | 197 | 10.9 |
| 1951 | Herb Hargett | 19 | 357 | 18.8 |
| 1952 | Coyte Vance | 23 | 471 | 20.5 |
| 1953 | Gerald Caveness | 19 | 277 | 14.6 |
| 1954 | Gerald Caveness | 19 | 338 | 17.8 |
| 1955 | Jim Ashmore | 23 | 513 | 22.3 |
| 1956 | Jim Ashmore | 24 | 536 | 22.3 |
| 1957 | Jim Ashmore | 25 | 708 | 28.3 |
| 1958 | Bailey Howell | 25 | 695 | 27.8 |
| 1959 | Bailey Howell | 25 | 688 | 27.5 |
| 1960 | Jerry Graves | 25 | 465 | 18.6 |
| 1961 | Jerry Graves | 25 | 532 | 21.3 |
| 1962 | Leland Mitchell | 25 | 417 | 16.7 |
| 1963 | Leland Mitchell | 26 | 480 | 18.1 |
| 1964 | Doug Hutton | 26 | 387 | 14.9 |
| 1965 | Bill Chumler | 26 | 352 | 13.5 |
| 1966 | Dave Williams | 25 | 492 | 19.7 |
| 1967 | Dave Williams | 25 | 392 | 15.7 |
| 1968 | Tom Payne | 26 | 412 | 15.8 |
| 1969 | Manny Washington | 25 | 384 | 15.4 |
| 1970 | John Guyton | 24 | 390 | 16.3 |
| 1971 | Jack Bouldin | 25 | 477 | 19.1 |
| 1972 | Jack Bouldin | 26 | 410 | 15.8 |
| 1973 | Rich Knarr | 26 | 467 | 18.0 |
| 1974 | Jerry Jenkins | 26 | 471 | 18.1 |
| 1975 | Jerry Jenkins | 26 | 575 | 22.1 |
| 1976 | Ray White | 26 | 475 | 18.3 |
| 1977 | Rickey Brown | 27 | 520 | 19.3 |
| 1978 | Ray White | 26 | 378 | 14.5 |
| 1979 | Ray White | 23 | 393 | 17.1 |
| 1980 | Rickey Brown | 27 | 553 | 20.5 |
| 1981 | Jeff Malone | 27 | 543 | 20.1 |
| 1982 | Jeff Malone | 27 | 502 | 18.6 |
| 1983 | Jeff Malone | 29 | 777 | 26.8 |
| 1984 | Ken Harvey | 28 | 355 | 12.7 |
| 1985 | Ken Harvey | 27 | 376 | 13.9 |
| 1986 | Chauncey Robinson | 30 | 419 | 14.0 |
| 1987 | Hubert Henderson | 28 | 418 | 14.9 |
| 1988 | Greg Lockhart | 29 | 287 | 9.9 |
| 1989 | Cameron Burns | 28 | 424 | 15.1 |
| 1990 | Cameron Burns | 30 | 547 | 18.2 |
| 1991 | Cameron Burns | 29 | 489 | 16.9 |
| 1992 | Tony Watts | 28 | 537 | 19.2 |
| 1993 | Orien Watson | 29 | 446 | 15.4 |
| 1994 | Darryl Wilson | 29 | 471 | 16.2 |
| 1995 | Darryl Wilson | 30 | 535 | 17.8 |
| 1996 | Darryl Wilson | 34 | 613 | 18.0 |
| 1997 | Horatio Webster | 29 | 466 | 16.1 |
| 1998 | Horatio Webster | 30 | 511 | 17.0 |
| 1999 | Tyrone Washington | 33 | 420 | 12.7 |
| 2000 | Tang Hamilton | 30 | 432 | 14.4 |
| 2001 | Antonio Jackson | 31 | 397 | 12.8 |
| 2002 | Mario Austin | 35 | 565 | 16.1 |
| 2003 | Mario Austin | 25 | 388 | 15.5 |
| 2004 | Lawrence Roberts | 30 | 506 | 16.9 |
| 2005 | Lawrence Roberts | 32 | 542 | 16.9 |
| 2006 | Charles Rhodes | 30 | 501 | 13.8 |
| 2007 | Jamont Gordon | 29 | 461 | 16.0 |
| 2008 | Charles Rhodes | 31 | 538 | 17.4 |
| 2009 | Jarvis Varnado | 36 | 464 | 12.9 |
| 2010 | Jarvis Varnado | 36 | 496 | 13.8 |
| 2011 | Ravern Johnson | 28 | 492 | 17.6 |
| 2012 | Arnett Moultrie | 30 | 492 | 16.4 |
| 2013 | Craig Sword | 32 | 335 | 10.5 |
| 2014 | Craig Sword | 32 | 437 | 13.7 |
| 2015 | Craig Sword | 28 | 317 | 11.3 |

* - Led Southeastern Conference



MSU FIELD GOAL RECORDS

CAREER LEADERS

Field Goals Made

| Name | Seasons | G | FGM | FGA |
|--------------------|---------|-----|-----|------|
| 1. Jeff Malone | 1980-83 | 110 | 906 | 1768 |
| 2. Rickey Brown | 1977-80 | 107 | 774 | 1624 |
| 3. Jim Ashmore | 1954-57 | 93 | 706 | 1694 |
| 4. Ray White | 1976-79 | 100 | 684 | 1414 |
| 5. Bailey Howell | 1957-59 | 75 | 674 | 1285 |
| 6. Jerry Jenkins | 1973-75 | 78 | 603 | 1305 |
| 7. Charles Rhodes | 2005-08 | 110 | 567 | 1011 |
| 8. Cameron Burns | 1989-91 | 87 | 563 | 959 |
| 9. Tony Watts | 1989-92 | 113 | 561 | 1217 |
| 10. Jarvis Varnado | 2007-10 | 141 | 548 | 930 |

Field Goals Attempted

| Name | Seasons | G | FGM | FGA |
|-------------------|---------|-----|-----|------|
| 1. Jeff Malone | 1980-83 | 110 | 906 | 1768 |
| 2. Jim Ashmore | 1954-57 | 93 | 706 | 1694 |
| 3. Rickey Brown | 1977-80 | 107 | 774 | 1624 |
| 4. Ray White | 1976-79 | 100 | 684 | 1414 |
| 5. Jerry Jenkins | 1973-75 | 78 | 603 | 1305 |
| 6. Dee Bost | 2009-12 | 112 | 498 | 1296 |
| 7. Barry Stewart | 2007-10 | 141 | 489 | 1289 |
| 8. Bailey Howell | 1957-59 | 75 | 674 | 1285 |
| 9. Rich Knarr | 1973-76 | 97 | 542 | 1246 |
| 10. Jamont Gordon | 2006-08 | 99 | 513 | 1238 |

Field Goal Pct. (Min. 250 FGA)

| Name | Seasons | FGM | FGA | Pct |
|--------------------|---------|-----|-----|------|
| 1. Bill Singletary | 1972-74 | 192 | 305 | .630 |
| 2. Tony Robinson | 1984-85 | 161 | 269 | .599 |
| 3. David Domingue | 1991-94 | 125 | 210 | .595 |
| 4. Jarvis Varnado | 2007-10 | 548 | 930 | .589 |
| 5. Erick Dampier | 1994-96 | 481 | 819 | .587 |
| 6. Cameron Burns | 1989-91 | 563 | 959 | .587 |
| 7. Wiley Peck | 1976-79 | 439 | 759 | .578 |
| 8. Ervin Dillon | 1985-86 | 152 | 265 | .574 |
| 9. Larry Fry | 1973-75 | 431 | 761 | .566 |
| 10. Robert Jackson | 1999-01 | 323 | 574 | .563 |

SEASON BESTS

Field Goals Made

| Name | Season | FGM | FGA | Pct |
|-------------------|---------|-----|-----|------|
| 1. Jeff Malone | 1982-83 | 323 | 608 | .531 |
| 2. Jim Ashmore | 1956-57 | 270 | 616 | .438 |
| 3. Rickey Brown | 1979-80 | 231 | 471 | .490 |
| Bailey Howell | 1958-59 | 231 | 464 | .498 |
| 5. Jerry Jenkins | 1974-75 | 227 | 469 | .484 |
| 6. Bailey Howell | 1957-58 | 226 | 439 | .515 |
| 7. Jeff Malone | 1981-82 | 225 | 410 | .549 |
| Rickey Brown | 1976-77 | 225 | 443 | .508 |
| 9. Jeff Malone | 1980-81 | 219 | 447 | .490 |
| 10. Bailey Howell | 1956-57 | 217 | 382 | .568 |

Field Goals Attempted

| Name | Season | FGM | FGA | Pct |
|------------------|---------|-----|-----|------|
| 1. Jim Ashmore | 1956-57 | 270 | 616 | .438 |
| 2. Jeff Malone | 1982-83 | 323 | 608 | .531 |
| 3. Rickey Brown | 1979-80 | 231 | 471 | .490 |
| 4. Jerry Jenkins | 1974-75 | 227 | 469 | .484 |
| 5. Jamont Gordon | 2007-08 | 193 | 465 | .415 |
| Jim Ashmore | 1954-55 | 193 | 465 | .415 |
| 7. Bailey Howell | 1958-59 | 231 | 464 | .498 |
| 8. Jim Ashmore | 1955-56 | 186 | 455 | .409 |
| 9. Dave Williams | 1965-66 | 212 | 453 | .468 |
| 10. Jeff Malone | 1980-81 | 219 | 447 | .490 |

Field Goal Pct. (Min. 125 FGA)

| Name | Season | FGM | FGA | Pct |
|--------------------|---------|-----|-----|------|
| 1. Cameron Burns | 1988-89 | 167 | 249 | .671 |
| 2. Bill Singletary | 1973-74 | 125 | 188 | .665 |
| 3. Wiley Peck | 1978-79 | 154 | 239 | .644 |
| 4. Jarvis Varnado | 2007-08 | 109 | 170 | .641 |
| 5. Erick Dampier | 1994-95 | 153 | 239 | .640 |
| 6. Tony Robinson | 1984-85 | 104 | 167 | .623 |

| | | | | |
|--------------------|---------|-----|-----|------|
| 7. Ervin Dillon | 1984-85 | 85 | 140 | .607 |
| 8. Larry Fry | 1973-74 | 141 | 233 | .605 |
| 9. Butch Pierre | 1981-82 | 80 | 133 | .602 |
| 10. Robert Jackson | 1999-00 | 133 | 222 | .599 |

GAME HIGHS

Field Goals Made

| Name (Opponent, Date) | FGM |
|--|-----|
| 1. Rickey Brown vs. Auburn (3-7-77) | 18 |
| 2. Raymond Brown vs. Florida (3-2-85) | 16 |
| Jeff Malone at Auburn (1-3-83) | 16 |
| Ray White vs. Indiana State (12-1-75) | 16 |
| Jerry Jenkins vs. Arkansas (12-4-74) | 16 |
| Rich Knarr at Texas (12-3-73) | 16 |
| Bailey Howell at Miss. College (12-8-56) | 16 |
| 8. Jeff Malone vs. Alabama (1-31-83) | 15 |
| Jeff Malone vs. LSU (1-24-83) | 15 |
| Jeff Malone vs. Ole Miss (1-22-83) | 15 |
| Jeff Malone vs. Vanderbilt (1-8-83) | 15 |
| Jeff Malone vs. Vanderbilt (1-2-82) | 15 |
| Rich Knarr at Auburn (1-20-75) | 15 |
| Bailey Howell at Florida (2-14-59) | 15 |
| Bailey Howell vs. Union (12-4-58) | 15 |
| Bailey Howell vs. LSU (2-22-58) | 15 |
| Bailey Howell vs. S'Western (12-7-57) | 15 |
| Jim Ashmore at Memphis St. (1-26-57) | 15 |
| Jim Ashmore vs. Ole Miss (1-19-57) | 15 |
| Jim Ashmore at Alabama (1-7-57) | 15 |
| Jim Ashmore vs. Arkansas St. (1-21-56) | 15 |
| Herb Hargett at Auburn (2-24-51) | 15 |

Field Goals Attempted

| Name (Date) | FGA |
|---|-----|
| 1. Dave Williams vs. Auburn (1-3-66) | 33 |
| Jim Ashmore vs. Ole Miss (1-19-57) | 33 |
| Gerald Caveness vs. Tenn. (2-13-54) | 33 |
| 4. Rickey Brown vs. Georgia (2-19-77) | 31 |
| Jim Ashmore vs. Tennessee (2-9-57) | 31 |
| 6. Bailey Howell vs. Murray St. (1-24-59) | 30 |
| Jim Ashmore at Alabama (1-7-57) | 30 |
| Jim Ashmore at Murray St. (12-31-56) | 30 |
| 9. Jim Ashmore at LSU (2-22-57) | 29 |
| Jim Ashmore at Tampa (2-15-57) | 29 |
| 11. Jeff Malone vs. Vanderbilt (1-8-83) | 28 |
| Jeff Malone at Auburn (1-3-83) | 28 |
| Rickey Brown at Kentucky (2-20-80) | 28 |
| Jerry Jenkins vs. Florida (2-3-75) | 28 |
| Jim Ashmore at Ole Miss (2-28-57) | 28 |
| Jim Ashmore at Memphis St. (1-26-57) | 28 |
| Jim Ashmore vs. Howard (12-11-54) | 28 |



Jeff Malone holds the school record for field goals made (906) and attempted (1,768).

MSU FIELD GOAL RECORDS



YEARLY LEADERS Field Goal Percentage (Min. 125 FGA)

| Year | Name | FGM | FGA | Pct | Year | Name | FGM | FGA | Pct |
|------|-----------------|-----|-----|-------|------|-------------------|-----|-----|-------|
| 1954 | Harold Bialock | 76 | 198 | .384 | 1984 | Tracy Taylor | 82 | 164 | .500 |
| 1955 | Jim Ashmore | 193 | 465 | .415 | 1985 | Tony Robinson | 104 | 167 | .623 |
| 1956 | Jim Ashmore | 186 | 455 | .409 | 1986 | Raymond Brown | 158 | 289 | .547 |
| 1957 | Bailey Howell | 217 | 382 | #.568 | 1987 | Anthony Blakley | 132 | 290 | .455 |
| 1958 | Bailey Howell | 226 | 439 | .515 | 1988 | Carl Nichols | 99 | 186 | .532 |
| 1959 | Bailey Howell | 231 | 464 | .498 | 1989 | Cameron Burns | 167 | 249 | .671 |
| 1960 | Dave Glasgow | 96 | 185 | .519 | 1990 | Cameron Burns | 207 | 347 | *.597 |
| 1961 | Jerry Graves | 158 | 293 | .539 | 1991 | Greg Carter | 170 | 301 | .565 |
| 1962 | Doug Hutton | 91 | 189 | .481 | 1992 | Eric Stevens | 105 | 198 | .530 |
| 1963 | Joe Dan Gold | 143 | 284 | .504 | 1993 | Johnny Walker | 117 | 235 | .498 |
| 1964 | Aubrey Nichols | 96 | 208 | .462 | 1994 | Bubba Wilson | 76 | 127 | .598 |
| 1965 | Gary Washington | 110 | 216 | .509 | 1995 | Erick Dampier | 153 | 239 | *.640 |
| 1966 | John Sapen | 100 | 213 | .469 | 1996 | Erick Dampier | 195 | 354 | .551 |
| 1967 | Tom Payne | 69 | 134 | .515 | 1997 | Trey Moore | 132 | 275 | .480 |
| 1968 | Tom Payne | 142 | 302 | .470 | 1998 | Tyrone Washington | 147 | 277 | *.531 |
| 1969 | Randy Hodges | 81 | 175 | .463 | 1999 | Oral Roberts | 92 | 171 | .538 |
| 1970 | John Guyton | 150 | 312 | .481 | 2000 | Robert Jackson | 133 | 222 | .599 |
| 1971 | Donnie Black | 66 | 138 | .478 | 2001 | Robert Jackson | 114 | 209 | .545 |
| 1972 | Jeff Watkins | 106 | 189 | .561 | 2002 | Mario Austin | 209 | 375 | .557 |
| 1973 | Larry Fry | 123 | 236 | .521 | 2003 | Mario Austin | 149 | 279 | .534 |
| 1974 | Bill Singletary | 125 | 188 | *.665 | 2004 | Marcus Campbell | 76 | 136 | .559 |
| 1975 | Larry Fry | 167 | 292 | .572 | 2005 | Marcus Campbell | 82 | 158 | .519 |
| 1976 | Wiley Peck | 83 | 154 | .539 | 2006 | Charles Rhodes | 154 | 273 | .564 |
| 1977 | Wiley Peck | 104 | 195 | .533 | 2007 | Charles Rhodes | 180 | 325 | .554 |
| 1978 | Wiley Peck | 98 | 171 | .573 | 2008 | Jarvis Varnado | 109 | 170 | .641 |
| 1979 | Wiley Peck | 154 | 239 | *.644 | 2009 | Jarvis Varnado | 180 | 328 | .549 |
| 1980 | Greg Crim | 171 | 330 | .518 | 2010 | Jarvis Varnado | 184 | 316 | .589 |
| 1981 | Ron White | 80 | 147 | .544 | 2011 | Renardo Sidney | 105 | 203 | .517 |
| 1982 | Butch Pierre | 80 | 133 | .602 | 2012 | Arnett Moultrie | 180 | 328 | .549 |
| 1983 | Terry Lewis | 180 | 333 | .541 | 2013 | Gavin Ware | 110 | 203 | .542 |
| Year | Name | FGM | FGA | Pct | 2014 | Gavin Ware | 129 | 222 | .581 |
| | | | | | 2015 | Roquez Johnson | 98 | 186 | .527 |

- Led NCAA
* - Led Southeastern Conference



For four years (1976-79), Wiley Peck led MSU in field goal percentage.



In 1982, Butch Pierre led MSU with a .602 shooting percentage.



Jarvis Varnado ranks 10th in MSU history with 548 made field goals.



MSU 3-POINT FIELD GOAL RECORDS

CAREER LEADERS

3-Point Field Goals Made

| Name | Seasons | G | FGM | FGA |
|--------------------|----------|-----|-----|-----|
| 1. Barry Stewart | 2007-10 | 141 | 280 | 779 |
| 2. Ravern Johnson | 2008-11 | 128 | 260 | 654 |
| 3. Darryl Wilson | 1994-96 | 93 | 258 | 645 |
| 4. Dee Bost | 2009-12 | 122 | 237 | 690 |
| 5. Timmy Bowers | 2001-04 | 116 | 197 | 533 |
| 6. Tony Watts | 1989-92 | 113 | 166 | 449 |
| 7. Marcus Grant | 1992-95 | 105 | 164 | 461 |
| 8. Bart Hyche | 1996-99 | 119 | 161 | 483 |
| 9. Winsome Frazier | 2002-05 | 106 | 160 | 462 |
| 10. Fred Thomas | 2012-now | 94 | 134 | 443 |

3-Pt. Field Goals Attempted

| Name | Seasons | G | FGM | FGA |
|--------------------|----------|-----|-----|-----|
| 1. Barry Stewart | 2007-10 | 141 | 280 | 779 |
| 2. Dee Bost | 2009-11 | 89 | 162 | 473 |
| 2. Ravern Johnson | 2008-11 | 128 | 260 | 654 |
| 3. Darryl Wilson | 1994-96 | 93 | 258 | 645 |
| 4. Timmy Bowers | 2001-04 | 116 | 197 | 533 |
| 5. Bart Hyche | 1996-99 | 119 | 161 | 483 |
| 7. Winsome Frazier | 2002-05 | 106 | 160 | 462 |
| 8. Marcus Grant | 1992-95 | 105 | 164 | 461 |
| 9. Fred Thomas | 2012-now | 94 | 134 | 453 |
| 10. Tony Watts | 1989-92 | 113 | 166 | 449 |

3-Point FG Pct. (Min. 100 FGA)

| Name | Seasons | FGM | FGA | Pct |
|-------------------|---------|-----|-----|------|
| 1. Shane Power | 2004-05 | 95 | 228 | .417 |
| 2. Marcus Bullard | 1995-96 | 99 | 243 | .407 |
| 3. Darryl Wilson | 1994-96 | 258 | 645 | .400 |
| 4. Ravern Johnson | 2008-11 | 260 | 654 | .398 |
| 5. Riley Benock | 2008-11 | 102 | 259 | .394 |
| 6. Ben Hansbrough | 2007-08 | 109 | 287 | .380 |
| Orien Watson | 1991-93 | 71 | 187 | .380 |
| 8. Reginald Delk | 2006-07 | 122 | 322 | .379 |
| 9. Brad Smith | 1990-92 | 62 | 166 | .374 |
| 10. Jalen Steele | 2011-12 | 97 | 260 | .373 |

GAME HIGHS

3-Point Field Goals Made

| Name (Opponent, Date) | FGM |
|---|-----|
| 1. Winsome Frazier vs. UMKC (11-23-04) | 8 |
| Marckell Patterson vs. Florida (1-10-01) | 8 |
| Antonio Jackson at California (11-13-00) | 8 |
| Darryl Wilson vs. Alabama (3-4-95) | 8 |
| 5. Dee Bost vs. Troy (12-10-11) | 7 |
| Ravern Johnson vs. So. Carolina (3-5-11) | 7 |
| Ravern Johnson vs. Troy (11-26-10) | 7 |
| Dee Bost vs. Auburn (2-13-10) | 7 |
| Reginald Delk at Arkansas (3-1-06) | 7 |
| Antonio Jackson vs. Alabama (3-4-00) | 7 |
| Darryl Wilson vs. UConn-NCAA (3-22-96) | 7 |
| 11. Dee Bost vs. Old Dominion (11-28-09) | 6 |
| Dee Bost vs. Arkansas (2-7-09) | 6 |
| Ravern Johnson vs. W. Kent. (1-5-09) | 6 |
| Barry Stewart vs. Tennessee (2-2-08) | 6 |
| Reginald Delk at Georgia (2-24-07) | 6 |
| Jamall Edmondson vs. UNO (11-30-05) | 6 |
| Winsome Frazier vs. Stanford (3-18-05) | 6 |
| Winsome Frazier vs. Auburn (3-2-04) | 6 |
| Timmy Bowers vs. Kentucky (1-13-04) | 6 |
| Winsome Frazier at W. Ky. (11-29-03) | 6 |
| Timmy Bowers vs. LSU (3-15-03) | 6 |
| Timmy Bowers at Arkansas (3-1-03) | 6 |
| Antonio Jackson vs. So. Carolina (3-3-01) | 6 |
| Bart Hyche at Auburn (2-5-97) | 6 |
| Bart Hyche at LSU (1-29-97) | 6 |
| Bart Hyche vs. Old Dominion (12-19-96) | 6 |
| Darryl Wilson vs. Syracuse (3-30-96) | 6 |
| Marcus Grant at Kentucky (2-14-95) | 6 |
| Darryl Wilson vs. Arkansas (2-4-95) | 6 |
| Darryl Wilson vs. Ole Miss (1-14-95) | 6 |
| Darryl Wilson vs. Kentucky (1-22-94) | 6 |

| | |
|-------------------------------------|---|
| Orien Watson at UMKC (2-23-93) | 6 |
| Marcus Grant at Tennessee (1-16-93) | 6 |
| Brad Smith at Tennessee (1-6-90) | 6 |

3-Pt. Field Goals Attempted

| Name (Opponent, Date) | FGA |
|---|-----|
| 1. Darryl Wilson vs. Alabama (3-4-95) | 17 |
| 2. Winsome Frazier vs. UMKC (11-23-04) | 15 |
| 3. Ravern Johnson vs. So. Carolina (3-5-11) | 14 |
| Darryl Wilson vs. UCLA (3-23-95) | 14 |
| 5. Dee Bost vs. Troy (12-10-11) | 13 |
| Timmy Bowers vs. Kentucky (1-13-04) | 13 |
| Antonio Jackson at California (11-13-00) | 13 |
| Darryl Wilson vs. Syracuse (3-30-96) | 13 |
| 9. Ravern Johnson vs. ETSU (12-11-10) | 12 |
| Dee Bost vs. Auburn (2-13-10) | 12 |
| Dee Bost at Vanderbilt (2-3-10) | 12 |
| Jamall Edmondson vs. Kentucky (2-1-06) | 12 |
| Jamall Edmondson vs. Troy (12-10-05) | 12 |
| Bart Hyche at Arkansas (1-21-97) | 12 |
| Darryl Wilson vs. Georgia (1-31-96) | 12 |
| Darryl Wilson at Arkansas (3-5-94) | 12 |
| Darryl Wilson vs. Villanova (12-28-93) | 12 |
| Tony Watts at Ole Miss (2-22-92) | 12 |
| Brad Smith vs. UT-Chatt. (11-22-91) | 12 |
| 20. Dee Bost vs. Detroit (12-17-11) | 11 |
| Barry Stewart at Kentucky (2-16-10) | 11 |
| Barry Stewart at Auburn (3-3-10) | 11 |
| Barry Stewart at Alabama (2-21-09) | 11 |
| Jamont Gordon (2-20-08) | 11 |
| Barry Stewart at Miami [FL] (12-11-06) | 11 |
| Shane Power vs. Alabama (3-5-05) | 11 |
| Winsome Frazier vs. Nicholls (11-21-04) | 11 |
| Winsome Frazier vs. Auburn (3-2-04) | 11 |
| Antonio Jackson vs. LSU (1-24-01) | 11 |
| Marckell Patterson vs. Florida (1-10-01) | 11 |
| Antonio Jackson vs. West. Ky. (12-4-99) | 11 |
| Detrick White at LSU (2-24-99) | 11 |
| Bart Hyche at Alabama (1-3-98) | 11 |
| Bart Hyche vs. Vanderbilt (3-6-97) | 11 |
| Bart Hyche at LSU (1-29-97) | 11 |
| Bart Hyche vs. Old Dominion (12-19-96) | 11 |
| Darryl Wilson vs. UConn (3-22-96) | 11 |
| Marcus Bullard vs. Georgia (1-31-96) | 11 |
| Darryl Wilson vs. Arkansas (2-4-95) | 11 |
| Darryl Wilson vs. Florida (2-1-95) | 11 |
| Darryl Wilson vs. Kentucky (1-22-94) | 11 |
| Darryl Wilson vs. SE-La. (12-11-93) | 11 |
| Marcus Grant at Tennessee (1-16-93) | 11 |



Barry Stewart is first in MSU history with 280 career made 3-pointers.

MSU 3-POINT FIELD GOAL RECORDS



SEASON BESTS

3-Point Field Goals Made

| Name | Season | FGM | FGA | Pct |
|-------------------|---------|-----|-----|------|
| 1. Darryl Wilson | 1995-96 | 97 | 237 | .409 |
| 2. Darryl Wilson | 1994-95 | 94 | 227 | .414 |
| 3. Ravern Johnson | 2009-10 | 87 | 214 | .407 |
| 4. Ravern Johnson | 2010-11 | 83 | 206 | .403 |
| 5. Ravern Johnson | 2008-09 | 83 | 210 | .395 |
| 6. Barry Stewart | 2009-10 | 78 | 222 | .351 |
| 7. Dee Bost | 2011-12 | 75 | 217 | .346 |
| Bart Hyche | 1996-97 | 75 | 205 | .366 |
| 9. Barry Stewart | 2008-09 | 72 | 197 | .365 |
| 10. Timmy Bowers | 2003-04 | 71 | 202 | .351 |

3-Pt. Field Goals Attempted

| Name | Season | FGM | FGA | Pct |
|-------------------|---------|-----|-----|------|
| 1. Darryl Wilson | 1995-96 | 97 | 237 | .409 |
| 2. Darryl Wilson | 1994-95 | 94 | 227 | .414 |
| 3. Barry Stewart | 2009-10 | 78 | 222 | .351 |
| 4. Dee Bost | 2011-12 | 75 | 217 | .346 |
| 4. Ravern Johnson | 2009-10 | 87 | 214 | .407 |
| 5. Ravern Johnson | 2008-09 | 83 | 210 | .395 |
| 6. Ravern Johnson | 2010-11 | 83 | 206 | .403 |
| 6. Bart Hyche | 1996-97 | 75 | 205 | .366 |
| 7. Timmy Bowers | 2003-04 | 71 | 202 | .351 |
| 8. Dee Bost | 2009-10 | 70 | 199 | .352 |
| 9. Barry Stewart | 2008-09 | 72 | 197 | .365 |

3-Point FG Pct. (Min. 60 FGA)

| Name | Season | FGM | FGA | Pct |
|--------------------|---------|-----|-----|------|
| 1. Shane Power | 2003-04 | 38 | 79 | .481 |
| 2. Doug Hartsfield | 1987-88 | 27 | 62 | .436 |
| 3. Tony Watts | 1991-92 | 61 | 142 | .430 |
| 4. Marcus Grant | 1992-93 | 51 | 119 | .429 |
| Doug Hartsfield | 1989-90 | 42 | 98 | .429 |
| 6. Riley Benock | 2010-11 | 50 | 118 | .424 |
| 7. Orien Watson | 1992-93 | 43 | 102 | .422 |
| 8. Darryl Wilson | 1994-95 | 94 | 227 | .414 |
| 9. Ben Hansbrough | 2006-07 | 47 | 114 | .412 |
| 10. Timmy Bowers | 2002-03 | 70 | 170 | .412 |

YEARLY LEADERS

3-Pt. Field Goal Pct. (Min. 60 FGA)

| Year | Name | FGM | FGA | Pct |
|------|--------------------|-----|-----|------|
| 1987 | Hubert Henderson | 27 | 79 | .342 |
| 1988 | Doug Hartsfield | 27 | 62 | .436 |
| 1989 | Tony Watts | 30 | 77 | .390 |
| 1990 | Doug Hartsfield | 42 | 98 | .429 |
| 1991 | Brad Smith | 30 | 75 | .400 |
| 1992 | Tony Watts | 61 | 142 | .430 |
| 1993 | Marcus Grant | 51 | 119 | .429 |
| 1994 | Darryl Wilson | 67 | 181 | .370 |
| 1995 | Darryl Wilson | 94 | 227 | .414 |
| 1996 | Darryl Wilson | 97 | 237 | .409 |
| 1997 | Bart Hyche | 75 | 205 | .366 |
| 1998 | Detrick White | 37 | 113 | .327 |
| 1999 | Detrick White | 58 | 176 | .330 |
| 2000 | Antonio Jackson | 65 | 169 | .385 |
| 2001 | Marckell Patterson | 42 | 113 | .372 |
| 2002 | Timmy Bowers | 50 | 136 | .368 |
| 2003 | Timmy Bowers | 70 | 170 | .412 |
| 2004 | Shane Power | 38 | 79 | .481 |
| 2005 | Shane Power | 57 | 149 | .383 |
| 2006 | Reginald Delk | 59 | 144 | .410 |
| 2007 | Ben Hansbrough | 47 | 114 | .412 |
| 2008 | Ben Hansbrough | 62 | 173 | .358 |
| 2009 | Ravern Johnson | 83 | 210 | .395 |
| 2010 | Ravern Johnson | 87 | 214 | .407 |
| 2011 | Riley Benock | 50 | 118 | .424 |
| 2012 | Jalen Steele | 70 | 178 | .393 |
| 2013 | Colin Borchert | 33 | 98 | .337 |
| 2014 | Fred Thomas | 46 | 144 | .319 |
| 2015 | Craig Sword | 27 | 75 | .360 |



Ravern Johnson is second in MSU history with 260 made 3-pointers.



Darryl Wilson's 258 made 3-pointers rank third in the MSU record books.



MSU FREE THROW RECORDS

CAREER LEADERS

Free Throws Made

| Name | Seasons | G | FTM | FTA | FTM | FTA |
|---------------------|---------|-----|-----|-----|-----|------|
| 1. Bailey Howell | 1957-59 | 75 | 682 | 892 | 76 | .866 |
| 2. Jim Ashmore | 1954-57 | 93 | 506 | 683 | 74 | .848 |
| 3. Jerry Graves | 1959-61 | 74 | 467 | 587 | 79 | .848 |
| 4. Darryl Wilson | 1994-96 | 93 | 439 | 541 | 81 | .848 |
| 5. Dee Bost | 2009-12 | 122 | 407 | 557 | 73 | .848 |
| 6. Jamont Gordon | 2006-08 | 99 | 403 | 588 | 68 | .848 |
| 7. Barry Stewart | 2007-10 | 141 | 344 | 463 | 74 | .848 |
| 8. Cameron Burns | 1989-91 | 87 | 334 | 534 | 62 | .848 |
| 9. Lawrence Roberts | 2004-05 | 62 | 332 | 515 | 64 | .848 |
| 10. Jeff Malone | 1980-83 | 110 | 330 | 408 | 81 | .848 |

Free Throws Attempted

| Name | Seasons | G | FTM | FTA | FTM | FTA |
|---------------------|---------|-----|-----|-----|-----|------|
| 1. Bailey Howell | 1957-59 | 75 | 682 | 892 | 76 | .866 |
| 2. Jim Ashmore | 1954-57 | 93 | 506 | 683 | 74 | .848 |
| 3. Jamont Gordon | 2006-08 | 99 | 403 | 588 | 68 | .848 |
| 4. Jerry Graves | 1959-61 | 74 | 467 | 587 | 79 | .848 |
| 5. Dee Bost | 2009-12 | 122 | 407 | 557 | 73 | .848 |
| 6. Darryl Wilson | 1994-96 | 93 | 439 | 541 | 81 | .848 |
| 7. Cameron Burns | 1989-91 | 87 | 334 | 534 | 62 | .848 |
| 8. Lawrence Roberts | 2004-05 | 62 | 332 | 515 | 64 | .848 |
| 9. Jarvis Varnado | 2007-10 | 141 | 306 | 514 | 60 | .848 |
| 10. Erick Dampier | 1994-96 | 93 | 269 | 475 | 57 | .848 |

Free Throw Pct. (Min. 150 FTA)

| Name | Seasons | FTM | FTA | Pct |
|-------------------|---------|-----|-----|------|
| 1. Paul Smith | 1964-66 | 133 | 154 | .864 |
| 2. Rich Knarr | 1973-76 | 221 | 261 | .847 |
| 3. Donnie Black | 1969-71 | 163 | 194 | .840 |
| 4. Red Stroud | 1961-63 | 296 | 359 | .825 |
| 5. Darryl Wilson | 1994-96 | 439 | 541 | .812 |
| 6. Jeff Malone | 1980-83 | 330 | 408 | .809 |
| 7. Tony Watts | 1989-92 | 203 | 251 | .809 |
| 8. Jack Bouldin | 1970-72 | 235 | 291 | .808 |
| 9. Jerry Jenkins | 1973-75 | 297 | 368 | .807 |
| 10. Kodi Augustus | 2008-11 | 238 | 298 | .799 |

SEASON BESTS

Free Throws Made

| Name | Season | FTM | FTA | Pct |
|---------------------|---------|-----|-----|------|
| 1. Bailey Howell | 1957-58 | 243 | 315 | .771 |
| 2. Bailey Howell | 1958-59 | 226 | 292 | .774 |
| 3. Jerry Graves | 1960-61 | 216 | 270 | .800 |
| 4. Bailey Howell | 1956-57 | 213 | 285 | .747 |
| 5. Lawrence Roberts | 2004-05 | 188 | 288 | .653 |
| 6. Jerry Graves | 1959-60 | 173 | 216 | .801 |
| 7. Jim Ashmore | 1956-57 | 168 | 237 | .709 |
| 8. Jim Ashmore | 1955-56 | 164 | 214 | .766 |
| 9. Darryl Wilson | 1995-96 | 160 | 201 | .796 |
| 10. Jamont Gordon | 2006-07 | 157 | 222 | .707 |

Free Throws Attempted

| Name | Season | FTM | FTA | Pct |
|---------------------|---------|-----|-----|------|
| 1. Bailey Howell | 1957-58 | 243 | 315 | .771 |
| 2. Bailey Howell | 1958-59 | 226 | 292 | .774 |
| 3. Lawrence Roberts | 2004-05 | 188 | 288 | .653 |
| 4. Bailey Howell | 1956-57 | 213 | 285 | .747 |
| 5. Jerry Graves | 1960-61 | 216 | 270 | .800 |
| 6. Jim Ashmore | 1956-57 | 168 | 237 | .709 |
| 7. Coyte Vance | 1951-52 | 147 | 231 | .636 |
| 8. Lawrence Roberts | 2003-04 | 144 | 227 | .634 |
| 9. Jamont Gordon | 2006-07 | 157 | 222 | .707 |
| Mario Austin | 2001-02 | 146 | 222 | .658 |

Free Throw Pct. (Min. 45 FTA)

| Name | Season | FTM | FTA | Pct |
|-----------------|---------|-----|-----|------|
| 1. Paul Smith | 1964-65 | 51 | 55 | .927 |
| 2. Rich Knarr | 1975-76 | 50 | 56 | .893 |
| 3. Rich Knarr | 1973-74 | 48 | 55 | .873 |
| 4. Red Stroud | 1962-63 | 120 | 138 | .870 |
| 5. Jack Bouldin | 1969-70 | 66 | 76 | .868 |

| | | | | |
|------------------|---------|-----|-----|------|
| 6. M. Washington | 1967-68 | 96 | 113 | .850 |
| 7. Tony Watts | 1991-92 | 78 | 92 | .848 |
| 8. Red Stroud | 1961-62 | 116 | 137 | .847 |
| 9. Paul Smith | 1965-66 | 38 | 45 | .844 |
| 10. Rich Knarr | 1972-73 | 97 | 115 | .843 |

GAME HIGHS

Free Throws Made

| Name (Opponent, Date) | FTM |
|--|-----|
| 1. Jerry Graves vs. Vanderbilt (1-14-61) | 21 |
| 2. Jerry Graves vs. Spring Hill (12-13-60) | 20 |
| 3. Bailey Howell vs. Murray St. (12-19-57) | 19 |
| Bailey Howell at Florida (2-16-57) | 19 |
| 5. Rich Knarr vs. Auburn (2-19-73) | 18 |
| Jim Ashmore at Ole Miss (1-30-56) | 18 |
| 7. Jerry Graves vs. Florida (2-15-60) | 17 |
| Bailey Howell vs. Ga. Tech (1-10-59) | 17 |
| Bailey Howell vs. Union (12-4-58) | 17 |
| Jim Ashmore at Memphis (1-27-56) | 17 |
| 11. Jerry Graves at Georgia (2-20-61) | 16 |
| Bailey Howell at Tulane (2-3-58) | 16 |
| Jim Ashmore at LSU (2-22-57) | 16 |
| 14. Craig Sword vs. Ole Miss (1-11-14) | 15 |
| Bailey Howell vs. LSU (2-22-58) | 15 |
| Jim Ashmore vs. Ole Miss (1-19-57) | 15 |
| Coyte Vance vs. Alabama (2-16-52) | 15 |
| 18. Charles Rhodes vs. Oregon (3-21-08) | 14 |
| Lawrence Roberts vs. Ole Miss (2-7-04) | 14 |
| Chuck Evans vs. Kentucky (2-19-92) | 14 |
| Eric Stevens at Austin Peay (1-22-92) | 14 |
| M. Washington vs. Memphis (12-11-67) | 14 |
| Red Stroud vs. LSU (2-2-63) | 14 |
| Jerry Graves vs. Tennessee (2-11-61) | 14 |
| Bailey Howell at Tulane (2-23-59) | 14 |
| Bailey Howell at Auburn (1-5-57) | 14 |

Free Throws Attempted

| Name (Opponent, Date) | FTA |
|--|-----|
| 1. Jerry Graves vs. Vanderbilt (1-14-61) | 27 |
| 2. Jim Ashmore at Ole Miss (1-30-56) | 25 |
| 3. Jerry Graves vs. Spring Hill (12-13-60) | 24 |
| 4. Bailey Howell at Florida (2-16-57) | 23 |
| 5. Jim Ashmore at LSU (2-22-57) | 22 |
| Jim Ashmore at Memphis (1-27-56) | 22 |
| 7. Jerry Graves at Georgia (2-20-61) | 21 |
| Bailey Howell vs. Murray St. (12-19-57) | 21 |
| 9. Bailey Howell vs. Ga. Tech (1-10-59) | 20 |
| Bailey Howell vs. Union (12-4-58) | 20 |
| Bailey Howell vs. LSU (2-22-58) | 20 |
| Bailey Howell at Auburn (1-5-57) | 20 |
| 13. Carl Nichols vs. SE-La. (12-1-88) | 19 |
| Rich Knarr vs. Auburn (2-19-73) | 19 |
| Wayne Lemon vs. LSU (2-25-56) | 19 |
| Coyte Vance at Vanderbilt (2-9-52) | 19 |



Red Stroud currently ranks 8th at MSU in free throw percentage at .847 (116-137).

MSU FREE THROW RECORDS



YEARLY LEADERS Free Throw Percentage (Min. 45 FTA)

| Year | Name | FTM | FTA | Pct |
|------|--------------------|-----------|-----------|-------------|
| 1950 | Herb Hargett | 32 | 45 | .711 |
| 1951 | Herb Hargett | 71 | 88 | .807 |
| 1952 | James Burrow | 46 | 62 | .742 |
| 1953 | Gerald Caveness | 77 | 111 | .694 |
| 1954 | Jim Ashmore | 47 | 67 | .701 |
| 1955 | Jim Ashmore | 127 | 165 | .770 |
| 1956 | Jim Ashmore | 164 | 214 | .766 |
| 1957 | Bailey Howell | 213 | 285 | .747 |
| 1958 | Bailey Howell | 243 | 315 | .771 |
| 1959 | Charles Hull | 47 | 59 | .797 |
| 1960 | Jerry Graves | 173 | 216 | .801 |
| 1961 | Jerry Graves | 216 | 270 | .800 |
| 1962 | Red Stroud | 116 | 137 | .847 |
| 1963 | Red Stroud | 120 | 138 | .870 |
| 1964 | Paul Smith | 44 | 54 | .815 |
| 1965 | Paul Smith | 51 | 55 | *.927 |
| 1966 | Paul Smith | 38 | 45 | .844 |
| 1967 | Tom Payne | 65 | 87 | .747 |
| 1968 | Manuel Washington | 96 | 113 | .850 |
| 1969 | Donnie Black | 43 | 52 | .827 |
| 1970 | Jack Bouldin | 66 | 76 | .868 |
| 1971 | Jack Bouldin | 97 | 117 | .829 |
| 1972 | Jeff Watkins | 114 | 149 | .765 |
| 1973 | Rich Knarr | 97 | 115 | .843 |
| 1974 | Rich Knarr | 48 | 55 | .873 |
| 1975 | Jerry Jenkins | 121 | 146 | .829 |
| 1976 | Rich Knarr | 50 | 56 | .893 |
| 1977 | Gary Hooker | 108 | 134 | .806 |
| 1978 | Ray White | 76 | 106 | .717 |
| 1979 | Greg Grim | 41 | 51 | .804 |
| 1980 | Jeff Malone | 42 | 51 | .824 |
| 1981 | Jeff Malone | 105 | 128 | .820 |
| 1982 | Jeff Malone | 52 | 70 | .743 |
| 1983 | Jeff Malone | 131 | 159 | .824 |
| 1984 | Kelvin Hildreth | 137 | 171 | .801 |
| 1985 | Jeff Norwood | 49 | 62 | .790 |
| 1986 | Greg Lockhart | 50 | 61 | .820 |
| 1987 | Anthony Blakley | 62 | 77 | .805 |
| 1988 | Greg Lockhart | 70 | 96 | .729 |
| 1989 | Greg Lockhart | 82 | 103 | .796 |
| 1990 | Greg Carter | 92 | 111 | .829 |
| 1991 | Tony Watts | 44 | 54 | .815 |
| 1992 | Tony Watts | 78 | 92 | *.848 |
| 1993 | Chuck Evans | 96 | 119 | .807 |
| 1994 | Darryl Wilson | 138 | 171 | .807 |
| 1995 | Darryl Wilson | 141 | 169 | .834 |
| 1996 | Darryl Wilson | 160 | 201 | *.796 |
| 1997 | Bart Hyche | 70 | 89 | .787 |
| 1998 | Trey Moore | 49 | 66 | .742 |
| 1999 | Bart Hyche | 37 | 47 | .787 |
| 2000 | Antonio Jackson | 38 | 50 | .760 |
| 2001 | Marckell Patterson | 82 | 103 | .796 |
| 2002 | Marckell Patterson | 109 | 140 | .779 |
| 2003 | Timmy Bowers | 60 | 80 | .750 |
| 2004 | Winsome Frazier | 68 | 86 | .791 |
| 2005 | Winsome Frazier | 48 | 64 | .750 |
| 2006 | Jamall Edmondson | 48 | 67 | .716 |
| 2007 | Ben Hansbrough | 58 | 74 | .784 |
| 2008 | Ben Hansbrough | 56 | 71 | .789 |
| 2009 | Ravern Johnson | 39 | 46 | .848 |
| 2010 | Phil Turner | 50 | 62 | .806 |
| 2011 | Kodi Augustus | 114 | 138 | .826 |
| 2012 | Arnett Moultrie | 124 | 159 | .780 |
| 2013 | Fred Thomas | 62 | 78 | .795 |
| 2014 | Colin Borchert | 40 | 43 | .755 |
| 2015 | Fred Thomas | 67 | 85 | .788 |



In 2013, Fred Thomas made 62 of his 78 free throw attempts for a team-high .795 shooting percentage.



MSU REBOUNDING RECORDS

CAREER LEADERS

| Rebounds | | | | |
|----------------------|-----------------|-----------|------------|------------|
| Name | Seasons | G | Rebs | Avg |
| 1. Bailey Howell | 1957-59 | 75 | 1277 | 17.0 |
| 2. Jarvis Varnado | 2007-10 | 141 | 1096 | 7.8 |
| 3. Rickey Brown | 1977-80 | 107 | 1092 | 10.2 |
| 4. Wiley Peck | 1976-79 | 107 | 964 | 9.0 |
| 5. Erick Dampier | 1994-96 | 93 | 859 | 9.2 |
| 6. Tyrone Washington | 1996-99 | 123 | 847 | 6.9 |
| 7. Kalpatrick Wells | 1980-83 | 110 | 830 | 7.5 |
| 8. Dave Williams | 1966-68 | 76 | 772 | 10.2 |
| 9. Jack Houston | 1952-55 | 76 | 753 | 9.9 |
| 10. Jerry Graves | 1959-61 | 74 | 713 | 9.6 |
| 11. Leland Mitchell | 1961-63 | 78 | 705 | 9.0 |
| 12. Charles Rhodes | 2006-08 | 110 | 691 | 6.3 |
| 13. Jamont Gordon | 2005-08 | 99 | 677 | 6.8 |
| Tang Hamilton | 1998-01 | 123 | 677 | 5.5 |
| 15. Charles Hull | 1958-60 | 75 | 661 | 8.8 |
| 16. Lawrence Roberts | 2004-05 | 62 | 654 | 10.5 |
| Gavin Ware | 2012-Nov | 95 | 654 | 6.9 |
| 18. Larry Fry | 1973-75 | 78 | 628 | 8.1 |
| 19. Greg Carter | 1988-91 | 114 | 611 | 5.4 |
| 20. Joe Dan Gold | 1961-63 | 77 | 600 | 7.8 |

Rebound Avg. (Min. 500 Rebs)

| Name | Seasons | G | Rebs | Avg |
|---------------------|---------|-----|------|------|
| 1. Bailey Howell | 1957-59 | 75 | 1277 | 17.0 |
| 2. Wayne Lemon | 1956-57 | 46 | 508 | 11.0 |
| 3. Lawrence Roberts | 2004-05 | 62 | 654 | 10.5 |
| 4. Rickey Brown | 1977-80 | 107 | 1092 | 10.2 |
| 5. Dave Williams | 1966-68 | 76 | 772 | 10.2 |
| 6. Jack Houston | 1952-55 | 76 | 753 | 9.9 |
| 7. Jerry Graves | 1959-61 | 74 | 713 | 9.6 |
| 8. Erick Dampier | 1994-96 | 93 | 859 | 9.2 |
| 9. Leland Mitchell | 1961-63 | 78 | 705 | 9.0 |
| 10. Wiley Peck | 1976-79 | 107 | 964 | 9.0 |

SEASON BESTS

| Rebounds | | | | |
|----------------------|---------|----|------|------|
| Name | Season | G | Rebs | Avg |
| 1. Bailey Howell | 1956-57 | 25 | 492 | 19.7 |
| 2. Bailey Howell | 1957-58 | 25 | 406 | 16.2 |
| 3. Rickey Brown | 1979-80 | 27 | 389 | 14.4 |
| 4. Bailey Howell | 1958-59 | 25 | 379 | 15.2 |
| 5. Jarvis Varnado | 2009-10 | 36 | 369 | 10.3 |
| 6. Lawrence Roberts | 2004-05 | 32 | 351 | 11.0 |
| 7. Erick Dampier | 1995-96 | 34 | 317 | 9.3 |
| Wiley Peck | 1978-79 | 28 | 317 | 11.3 |
| Jarvis Varnado | 2008-09 | 36 | 317 | 8.8 |
| 10. Arnett Moultrie | 2011-12 | 30 | 314 | 10.5 |
| 11. Terry Kusnierz | 1971-72 | 26 | 311 | 12.0 |
| 12. Lawrence Roberts | 2003-04 | 30 | 303 | 10.1 |

Rebounding Average

| Name | Season | G | Rebs | Avg |
|----------------------|---------|----|------|------|
| 1. Bailey Howell | 1956-57 | 25 | 492 | 19.7 |
| 2. Bailey Howell | 1957-58 | 25 | 406 | 16.2 |
| 3. Bailey Howell | 1958-59 | 25 | 379 | 15.2 |
| 4. Rickey Brown | 1979-80 | 27 | 389 | 14.4 |
| 5. Terry Kusnierz | 1971-72 | 26 | 311 | 12.0 |
| 6. Jack Houston | 1953-54 | 21 | 248 | 11.8 |
| 7. Jack Houston | 1954-55 | 23 | 270 | 11.7 |
| 8. Wiley Peck | 1978-79 | 28 | 317 | 11.3 |
| 9. Wayne Lemon | 1956-57 | 22 | 245 | 11.1 |
| 10. Lawrence Roberts | 2004-05 | 32 | 351 | 11.0 |

GAME HIGHS

| Rebounds | | | Rebs |
|--|--|--|------|
| Name (Opponent, Date) | | | |
| 1. Bailey Howell vs. LSU (2-1-57) | | | 34 |
| 2. Bailey Howell vs. S'Western (12-7-57) | | | 31 |
| Bailey Howell vs. Memphis (12-5-56) | | | 31 |
| 4. Bailey Howell vs. Ga. Tech (1-12-57) | | | 26 |
| 5. Bailey Howell vs. SE-La. (1-27-58) | | | 25 |
| Bailey Howell at Tampa (2-15-57) | | | 25 |

| | |
|---|----|
| 7. Wiley Peck vs. Alabama (1-27-79) | 24 |
| Wiley Peck at Memphis (12-7-78) | 24 |
| Terry Kusnierz vs. Arkansas (1-4-72) | 24 |
| Bailey Howell at Tulane (2-23-59) | 24 |
| Bailey Howell at Ole Miss (2-28-57) | 24 |
| 12. Rickey Brown vs. Vanderbilt (12-6-79) | 23 |
| Larry Fry at LSU (1-13-75) | 23 |
| Jerry Graves vs. SE-La. (12-5-59) | 23 |
| Jack Houston vs. Florida S. (12-4-53) | 23 |
| 16. Wiley Peck vs. LSU (1-12-77) | 22 |
| Dave Williams vs. LSU (2-19-68) | 22 |
| Bailey Howell vs. Tulane (2-2-57) | 22 |
| Bailey Howell vs. Miss. Co. (12-15-56) | 22 |
| Jack Houston vs. Vanderbilt (1-15-55) | 22 |
| 21. Wesley Morgan vs. SE-La. (11-28-05) | 21 |
| Lawrence Roberts at Alabama (3-6-04) | 21 |
| Rickey Brown at Florida (12-15-79) | 21 |
| Bailey Howell vs. Murray St. (1-24-59) | 21 |
| Wayne Lemon vs. LSU (2-25-56) | 21 |
| 26. Lawrence Roberts vs. J'ville (12-22-04) | 20 |
| Dave Williams vs. Ole Miss (3-3-68) | 20 |
| Bailey Howell at Florida (2-14-59) | 20 |
| Charles Hull vs. Georgia (2-17-58) | 20 |
| Bailey Howell vs. Kentucky (2-11-57) | 20 |
| Bailey Howell vs. Tennessee (2-9-57) | 20 |
| Bailey Howell vs. Ole Miss (1-19-57) | 20 |
| Bailey Howell vs. Ark. St. (12-17-56) | 20 |

YEARLY LEADERS


| Rebounding Average | | | |
|--------------------|-------------------|----|-----------|
| Year | Name | G | Rebs Avg |
| 1954 | Jack Houston | 21 | 248 11.8 |
| 1955 | Jack Houston | 23 | 270 11.7 |
| 1956 | Wayne Lemon | 24 | 263 11.0 |
| 1957 | Bailey Howell | 25 | 492 *19.7 |
| 1958 | Bailey Howell | 25 | 406 16.2 |
| 1959 | Bailey Howell | 25 | 379 15.2 |
| 1960 | Jerry Graves | 25 | 261 10.4 |
| 1961 | Jerry Graves | 25 | 257 10.3 |
| 1962 | Leland Mitchell | 25 | 222 8.9 |
| 1963 | Leland Mitchell | 28 | 273 9.8 |
| 1964 | Stan Brinker | 23 | 206 9.0 |
| 1965 | Richie Williams | 26 | 151 5.8 |
| 1966 | Dave Williams | 25 | 256 10.2 |
| 1967 | Dave Williams | 25 | 247 9.9 |
| 1968 | Dave Williams | 26 | 269 10.3 |
| 1969 | John Guyton | 25 | 180 7.2 |
| 1970 | Jim Martin | 24 | 220 9.2 |
| 1971 | Malcolm Wesson | 25 | 184 7.4 |
| 1972 | Terry Kusnierz | 26 | 311 12.0 |
| 1973 | Larry Fry | 26 | 200 7.7 |
| 1974 | Bill Singletary | 26 | 227 8.7 |
| 1975 | Taylor Williams | 26 | 244 9.4 |
| 1976 | Taylor Williams | 23 | 181 7.9 |
| 1977 | Rickey Brown | 27 | 292 10.8 |
| 1978 | Wiley Peck | 27 | 228 8.4 |
| 1979 | Wiley Peck | 28 | 317 *11.3 |
| 1980 | Rickey Brown | 27 | 389 *14.4 |
| 1981 | Kalpatrick Wells | 27 | 245 9.1 |
| 1982 | Kalpatrick Wells | 27 | 179 6.6 |
| 1983 | Kalpatrick Wells | 29 | 197 6.8 |
| 1984 | Kelvin Hildreth | 28 | 171 6.1 |
| 1985 | Raymond Brown | 28 | 140 5.0 |
| 1986 | Chauncey Robinson | 30 | 210 7.0 |
| 1987 | Hubert Henderson | 28 | 256 9.1 |
| 1988 | Carl Nichols | 29 | 182 6.6 |
| 1989 | Cameron Burns | 28 | 176 6.3 |
| 1990 | Cameron Burns | 30 | 219 7.3 |
| 1991 | Greg Carter | 29 | 226 7.8 |
| 1992 | Johnny Walker | 28 | 254 9.1 |
| 1993 | Johnny Walker | 29 | 218 7.5 |
| 1994 | Erick Dampier | 29 | 251 8.7 |
| 1995 | Erick Dampier | 30 | 291 9.7 |
| 1996 | Erick Dampier | 34 | 317 9.3 |

MSU REBOUNDED RECORDS



| | | | | |
|------|------------------------|-----------|------------|------------|
| 1997 | Tyrone Washington..... | 30 | 237 | 7.9 |
| 1998 | Tyrone Washington..... | 29 | 269 | 9.3 |
| 1999 | Tyrone Washington..... | 33 | 277 | 8.4 |
| 2000 | Robert Jackson..... | 28 | 197 | 7.0 |
| 2001 | Robert Jackson..... | 25 | 183 | 7.3 |
| 2002 | Mario Austin..... | 35 | 266 | 7.6 |
| 2003 | Mario Austin..... | 25 | 192 | 7.7 |
| 2004 | Lawrence Roberts..... | 30 | 303 | 10.1 |
| 2005 | Lawrence Roberts..... | 32 | 351 | *11.0 |
| 2006 | Charles Rhodes..... | 29 | 207 | 7.1 |
| 2007 | Jamont Gordon..... | 35 | 250 | 7.1 |
| 2008 | Jarvis Varnado..... | 34 | 264 | 7.8 |
| | Charles Rhodes..... | 31 | 242 | 7.8 |
| 2009 | Jarvis Varnado..... | 36 | 317 | 8.8 |
| 2010 | Jarvis Varnado..... | 36 | 368 | *10.3 |
| 2011 | Renardo Sidney..... | 19 | 144 | 7.6 |
| 2012 | Arnett Moultrie..... | 30 | 314 | *10.5 |
| 2013 | Gavin Ware..... | 32 | 206 | 6.4 |
| 2014 | Gavin Ware..... | 33 | 236 | 7.2 |
| 2015 | Gavin Ware..... | 30 | 212 | 7.1 |

* - Led Southeastern Conference



Former MSU great and hall of famer Bailey Howell averaged an amazing 17.0 rebounds per game during his MSU career to rank second on the SEC's all-time career list. He still holds the MSU record and calls Starkville his home.



MSU ASSISTS/BLOCKS RECORDS

ASSISTS

Career Leaders

| Name | Seasons | G | Ast | Avg |
|----------------------|---------|-----|-----|-----|
| 1. Dee Bost | 2009-12 | 122 | 633 | 5.2 |
| 2. Derrick Zimmerman | 2000-03 | 127 | 514 | 4.0 |
| 3. Al Perry | 1975-78 | 102 | 510 | 5.0 |
| 4. Jamont Gordon | 2006-08 | 99 | 484 | 4.9 |
| 5. Chuck Evans | 1992-93 | 57 | 454 | 8.0 |
| 6. Doug Hartsfield | 1988-91 | 114 | 413 | 3.6 |
| 7. Jack Bouldin | 1970-72 | 75 | 357 | 4.8 |
| 8. Detrick White | 1998-99 | 63 | 351 | 5.6 |
| 9. Butch Pierre | 1981-84 | 105 | 342 | 3.3 |
| 10. Rich Knarr | 1973-76 | 97 | 326 | 3.4 |

Season Bests

| Name | Season | G | Ast | Avg |
|----------------------|---------|----|-----|-----|
| 1. Chuck Evans | 1992-93 | 29 | 235 | 8.1 |
| 2. Chuck Evans | 1991-92 | 28 | 219 | 7.8 |
| 3. Derrick Zimmerman | 2001-02 | 35 | 210 | 6.0 |
| 4. Al Perry | 1975-76 | 26 | 207 | 8.0 |
| 5. Al Perry | 1976-77 | 27 | 199 | 7.4 |
| 6. Dee Bost | 2009-10 | 36 | 188 | 5.2 |
| 7. Jamont Gordon | 2006-07 | 35 | 187 | 5.3 |
| 8. Detrick White | 1998-99 | 33 | 185 | 5.6 |
| 9. Dee Bost | 2011-12 | 33 | 183 | 5.5 |
| 10. Marcus Bullard | 1995-96 | 34 | 175 | 5.2 |

Game Highs

| Name (Date) | Ast |
|--|-----|
| 1. Chuck Evans at UMKC (2-23-93)..... | 16 |
| 2. Al Perry vs. Vanderbilt (1-29-77)..... | 15 |
| 3. Gary Ervin vs. Florida A&M (12-20-04)..... | 14 |
| 4. Chuck Evans vs. So. Carolina (2-13-93)..... | 14 |
| 5. Chuck Evans vs. Arkansas (1-27-93)..... | 14 |
| 6. Dee Bost vs. UMass (3-13-12)..... | 13 |
| 7. Dee Bost vs. Ole Miss (2-9-12)..... | 13 |
| 8. Chuck Evans at Auburn (2-17-93)..... | 13 |
| 9. Chuck Evans at Arkansas (1-15-92)..... | 13 |
| 10. Al Perry vs. Texas (12-11-76)..... | 13 |
| 11. Al Perry vs. Auburn (2-9-76)..... | 13 |
| 12. Al Perry vs. Missouri Western (1-27-76)..... | 13 |

Yearly Leaders

| Year | Name | G | Ast | Avg |
|------|-------------------|----|-----|------|
| 1975 | Jeff Stroman | 23 | 79 | 3.4 |
| 1976 | Al Perry | 26 | 207 | *8.0 |
| 1977 | Al Perry | 27 | 199 | 7.4 |
| 1978 | Ray White | 26 | 91 | 3.5 |
| 1979 | Tom Schubert | 25 | 107 | 4.3 |
| 1980 | Greg Grim | 27 | 79 | 2.9 |
| 1981 | Terry Lewis | 27 | 92 | 3.4 |
| 1982 | Butch Pierre | 27 | 104 | 3.9 |
| 1983 | Butch Pierre | 24 | 108 | 4.5 |
| 1984 | Ken Harvey | 28 | 86 | 3.1 |
| 1985 | Jeff Norwood | 28 | 125 | 4.5 |
| 1986 | Tracy Taylor | 23 | 105 | 4.6 |
| 1987 | Tracy Taylor | 27 | 92 | 3.4 |
| 1988 | Greg Lockhart | 29 | 82 | 2.9 |
| 1989 | Greg Lockhart | 28 | 109 | 3.9 |
| 1990 | Doug Hartsfield | 30 | 158 | 5.3 |
| 1991 | Doug Hartsfield | 29 | 126 | 4.4 |
| 1992 | Chuck Evans | 28 | 219 | *7.8 |
| 1993 | Chuck Evans | 29 | 235 | *8.1 |
| 1994 | T.J. Honore | 29 | 127 | 4.4 |
| 1995 | T.J. Honore | 30 | 115 | 3.8 |
| 1996 | Marcus Bullard | 34 | 175 | 5.2 |
| 1997 | Trey Moore | 30 | 136 | 4.5 |
| 1998 | Detrick White | 30 | 166 | *5.5 |
| 1999 | Detrick White | 33 | 185 | *5.6 |
| 2000 | Todd Myles | 27 | 120 | 4.4 |
| 2001 | Antonio Jackson | 31 | 98 | 3.2 |
| 2002 | Derrick Zimmerman | 35 | 210 | *6.0 |
| 2003 | Derrick Zimmerman | 31 | 172 | *5.5 |
| 2004 | Timmy Bowers | 30 | 145 | 4.8 |
| 2005 | Gary Ervin | 34 | 160 | 4.7 |
| 2006 | Jamont Gordon | 30 | 129 | 4.3 |
| 2007 | Jamont Gordon | 35 | 187 | 5.3 |
| 2008 | Jamont Gordon | 34 | 168 | 4.9 |
| 2009 | Dee Bost | 36 | 156 | 4.3 |
| 2010 | Dee Bost | 36 | 188 | 5.2 |
| 2011 | Dee Bost | 17 | 108 | 6.4 |
| 2012 | Dee Bost | 33 | 183 | 5.5 |
| 2013 | Craig Sword | 32 | 75 | 2.3 |
| | Trivante Bloodman | 32 | 75 | 2.3 |
| 2014 | Craig Sword | 32 | 88 | 2.8 |
| 2015 | I.J. Ready | 29 | 71 | 2.4 |

BLOCKED SHOTS

Career Leaders

| Name | Seasons | G | BS | Avg |
|----------------------|---------|-----|-----|-----|
| 1. Jarvis Varnado | 2007-10 | 141 | 564 | 4.0 |
| 2. Erick Dampier | 1994-96 | 93 | 249 | 2.7 |
| 3. Tyrone Washington | 1996-99 | 123 | 198 | 1.6 |
| 4. Kalpatrick Wells | 1980-83 | 110 | 183 | 1.7 |
| 5. Rickey Brown | 1977-80 | 107 | 163 | 1.5 |
| 6. Charles Rhodes | 2005-08 | 110 | 143 | 1.3 |
| 7. Wiley Peck | 1976-79 | 107 | 117 | 1.1 |
| 8. Derrick Zimmerman | 2000-03 | 127 | 89 | 0.7 |
| 9. Marcus Campbell | 2002-05 | 122 | 87 | 0.7 |
| 10. Marcus Grant | 1992-95 | 105 | 72 | 0.7 |

Season Bests

| Name | Season | G | BS | Avg |
|----------------------|---------|----|-----|-----|
| 1. Jarvis Varnado | 2009-10 | 36 | 170 | 4.7 |
| 2. Jarvis Varnado | 2008-09 | 36 | 170 | 4.7 |
| 3. Jarvis Varnado | 2007-08 | 34 | 157 | 4.6 |
| 4. Erick Dampier | 1995-96 | 34 | 106 | 3.1 |
| 5. Erick Dampier | 1994-95 | 30 | 78 | 2.6 |
| 6. Jarvis Varnado | 2006-07 | 35 | 67 | 1.9 |
| 7. Tyrone Washington | 1998-99 | 33 | 65 | 2.0 |
| 8. Erick Dampier | 1993-94 | 29 | 65 | 2.2 |
| 9. Charles Rhodes | 2006-07 | 34 | 64 | 1.9 |
| 10. Kalpatrick Wells | 1982-83 | 29 | 63 | 2.2 |

Game Highs

| Name (Date) | BS |
|--|----|
| 1. Jarvis Varnado vs. Arkansas (1-10-10)..... | 10 |
| 2. Jarvis Varnado vs. Miami (12-13-08)..... | 10 |
| 3. Jarvis Varnado vs. Georgia (1-12-08)..... | 10 |
| 4. Jarvis Varnado vs. Kentucky (1-15-08)..... | 10 |
| 5. Jarvis Varnado at Vanderbilt (2-3-10)..... | 9 |
| 6. Jarvis Varnado vs. Louisiana-Monroe..... | 9 |
| 7. Jarvis Varnado at L. Marymont (12-19-07)..... | 9 |
| 8. Done 10 times (Most recently by)..... | 8 |
| 9. Jarvis Varnado at Alabama (2-24-10)..... | 8 |

Yearly Leaders

| Year | Name | G | BS | Avg |
|------|--------------------|----|-----|------|
| 1975 | Taylor Williams | 26 | 13 | 0.5 |
| 1976 | Wiley Peck | 25 | 37 | 1.5 |
| 1977 | Rickey Brown | 27 | 58 | 2.1 |
| 1978 | Rickey Brown | 26 | 35 | 1.3 |
| 1979 | Rickey Brown | 27 | 32 | 1.2 |
| 1980 | Kalpatrick Wells | 27 | 51 | 1.9 |
| 1981 | Kalpatrick Wells | 27 | 30 | 1.1 |
| 1982 | Kalpatrick Wells | 27 | 39 | 1.4 |
| 1983 | Kalpatrick Wells | 29 | 63 | 2.2 |
| 1984 | Tony Robinson | 25 | 18 | 0.7 |
| 1985 | Tony Robinson | 25 | 30 | 1.2 |
| 1986 | Raymond Brown | 30 | 20 | 0.7 |
| 1987 | Hubert Henderson | 28 | 12 | 0.4 |
| 1988 | Chancellor Nichols | 28 | 30 | 1.1 |
| 1989 | Chancellor Nichols | 23 | 22 | 1.0 |
| 1990 | Greg Carter | 30 | 22 | 0.7 |
| 1991 | Brad Smith | 29 | 18 | 0.6 |
| 1992 | Johnny Walker | 28 | 20 | 0.7 |
| 1993 | Vince Embry | 23 | 21 | 0.9 |
| 1994 | Erick Dampier | 29 | 65 | 2.2 |
| 1995 | Erick Dampier | 30 | 78 | 2.6 |
| 1996 | Erick Dampier | 34 | 106 | 3.1 |
| 1997 | Tyrone Washington | 30 | 59 | *2.0 |
| 1998 | Tyrone Washington | 29 | 61 | 2.1 |
| 1999 | Tyrone Washington | 33 | 65 | 2.0 |
| 2000 | Tang Hamilton | 30 | 21 | 0.7 |
| 2001 | Derrick Zimmerman | 31 | 20 | 0.6 |
| 2002 | Derrick Zimmerman | 35 | 29 | 0.8 |
| 2003 | Derrick Zimmerman | 31 | 26 | 0.8 |
| 2004 | Brandon Vincent | 30 | 40 | 1.3 |
| 2005 | Marcus Campbell | 32 | 32 | 1.0 |
| 2006 | Charles Rhodes | 29 | 32 | 1.1 |
| | Wesley Morgan | 27 | 32 | 1.2 |
| 2007 | Jarvis Varnado | 35 | 67 | 1.9 |
| 2008 | Jarvis Varnado | 34 | 157 | #4.6 |
| 2009 | Jarvis Varnado | 36 | 170 | #4.7 |
| 2010 | Jarvis Varnado | 36 | 170 | *4.7 |
| 2011 | Kodi Augustus | 31 | 30 | 0.9 |
| | Wendell Lewis | 31 | 30 | 0.9 |
| 2012 | Wendell Lewis | 33 | 30 | 0.9 |
| 2013 | Colin Borchert | 29 | 36 | 1.2 |
| 2014 | Colin Borchert | 33 | 33 | 1.0 |
| 2015 | Gavin Ware | 30 | 32 | 1.1 |

MSU STEALS RECORDS



STEALS

Career Leaders

| Name | Seasons | G | Stl | Avg |
|----------------------|----------|-----|-----|-----|
| 1. Ray White | 1976-79 | 100 | 217 | 2.2 |
| 2. Derrick Zimmerman | 2000-03 | 127 | 205 | 1.6 |
| 3. Dee Bost | 2009-12 | 122 | 193 | 1.6 |
| 4. Chuck Evans | 1992-93 | 57 | 165 | 2.9 |
| 5. Barry Stewart | 2007-10 | 141 | 162 | 1.1 |
| 6. Timmy Bowers | 2001-04 | 116 | 161 | 1.4 |
| 7. Tony Watts | 1989-92 | 113 | 154 | 1.4 |
| 8. Winsome Frazier | 2002-05 | 106 | 147 | 1.4 |
| 9. Craig Sword | 2012-Now | 92 | 144 | 1.6 |
| 9. Darryl Wilson | 1994-96 | 93 | 140 | 1.5 |
| 10. Terry Lewis | 1980-83 | 90 | 139 | 1.5 |

Season Bests

| Name | Season | G | Stl | Avg |
|-----------------------|----------------|-----------|-----------|------------|
| 1. Chuck Evans | 1991-92 | 28 | 83 | 3.0 |
| 2. Chuck Evans | 1992-93 | 29 | 82 | 2.8 |
| 3. Derrick Zimmerman | 2001-02 | 35 | 75 | 2.1 |
| 4. Winsome Frazier | 2003-04 | 30 | 71 | 2.4 |
| 5. Dee Bost | 2011-12 | 33 | 66 | 2.0 |
| 6. Ray White | 1977-78 | 26 | 61 | 2.3 |
| 7. Craig Sword | 2013-14 | 32 | 60 | 1.9 |
| Terry Lewis | 1982-83 | 29 | 60 | 2.1 |
| Ray White | 1975-76 | 26 | 60 | 2.3 |
| 10. Timmy Bowers | 2003-04 | 30 | 58 | 1.9 |
| Derrick Zimmerman | 2002-03 | 31 | 58 | 1.9 |

Game Highs

| Name (Opponent, Date) | Stl |
|--|----------|
| 1. Gary Hooker vs. Samford (12-29-75) | 8 |
| Gary Hooker vs. SW-La. (12-6-75) | 8 |
| 3. Craig Sword vs. Ole Miss (1-11-14) | 7 |
| Fred Thomas vs. Florida (1-26-13) | 7 |
| Greg Lockhart at Wichita St. (12-21-85) | 7 |
| Jeff Norwood vs. Kentucky (1-27-82) | 7 |
| Calvin Holmes at Louisville (12-29-78) | 7 |
| 8. By 12 players (Most recently by:) | 6 |
| Roquez Johnson vs. Texas (11-21-12) | 6 |

Yearly Leaders

| Year | Name | G | Stl | Avg |
|------|-------------------------|-----------|-----------|------------|
| 1975 | Jerry Jenkins | 26 | 35 | 1.3 |
| 1976 | Ray White | 26 | 60 | 2.3 |
| 1977 | Gary Hooker | 27 | 47 | 1.7 |
| 1978 | Ray White | 26 | 61 | 2.3 |
| 1979 | Ray White | 23 | 57 | 2.5 |
| 1980 | Greg Grim | 27 | 30 | 1.1 |
| 1981 | Terry Lewis | 27 | 33 | 1.2 |
| 1982 | Jeff Norwood | 27 | 45 | 1.7 |
| 1983 | Terry Lewis | 29 | 60 | 2.1 |
| 1984 | Ken Harvey | 28 | 43 | 1.5 |
| 1985 | Chauncey Robinson | 28 | 44 | 1.6 |
| 1986 | Chauncey Robinson | 30 | 41 | 1.4 |
| 1987 | Tracy Taylor | 27 | 27 | 1.0 |
| 1988 | Greg Lockhart | 29 | 42 | 1.4 |
| 1989 | Greg Lockhart | 28 | 42 | 1.5 |
| 1990 | Tony Watts | 30 | 49 | 1.6 |
| 1991 | Tony Watts | 28 | 47 | 1.7 |
| 1992 | Chuck Evans | 28 | 83 | *3.0 |
| 1993 | Chuck Evans | 29 | 82 | *2.8 |
| 1994 | T.J. Honore & D. Wilson | 29 | 45 | 1.6 |
| 1995 | Darryl Wilson | 30 | 45 | 1.5 |
| 1996 | Marcus Bullard | 34 | 52 | 1.5 |
| 1997 | Trey Moore | 30 | 54 | 1.8 |
| 1998 | Detrick White | 30 | 49 | 1.6 |
| 1999 | Detrick White | 33 | 34 | 1.0 |
| 2000 | Derrick Zimmerman | 30 | 36 | 1.2 |
| 2001 | A. Jackson & D. Z'man | 31 | 36 | 1.2 |
| 2002 | Derrick Zimmerman | 35 | 75 | 2.1 |
| 2003 | Derrick Zimmerman | 31 | 58 | 1.9 |
| 2004 | Winsome Frazier | 30 | 71 | *2.4 |
| 2005 | Lawrence Roberts | 32 | 50 | 1.6 |
| 2006 | Jamont Gordon | 30 | 34 | 1.1 |
| 2007 | Jamont Gordon | 35 | 46 | 1.3 |
| 2008 | Barry Stewart | 34 | 44 | 1.3 |
| 2009 | Dee Bost | 36 | 52 | 1.4 |
| 2010 | Dee Bost | 36 | 47 | 1.3 |
| 2011 | Riley Benock | 31 | 37 | 1.2 |
| 2012 | Dee Bost | 33 | 66 | 2.0 |
| 2013 | Fred Thomas | 32 | 56 | 1.8 |
| 2014 | Craig Sword | 32 | 60 | 1.9 |
| 2015 | I.J. Ready | 29 | 37 | 1.3 |

* - Led Southeastern Conference

- Led NCAA



Ray White owns the MSU career steals record with 217.



MSU YEARLY LEADERS

| | | | | | |
|---------------------------|------|---------------------------|------|---------------------------|------|
| <u>1953-54</u> | | <u>1961-62</u> | | <u>1969-70</u> | |
| Leading Scorers | PPG | Leading Scorers | PPG | Leading Scorers | PPG |
| Gerald Caveness | 17.8 | Leland Mitchell | 16.7 | John Guyton | 16.3 |
| Dan Daley | 12.0 | W.D. Stroud | 15.9 | Jack Bouldin | 15.4 |
| Jack Houston | 11.5 | Joe Dan Gold | 13.1 | Randy Hodges | 13.1 |
| Leading Rebounders | RPG | Leading Rebounders | RPG | Leading Rebounders | RPG |
| Jack Houston | 11.8 | Leland Mitchell | 8.9 | Jim Martin | 9.2 |
| George Cooke | 8.8 | Joe Dan Gold | 8.8 | John Guyton | 7.5 |
| Dan Daley | 5.1 | Bobby Shows | 6.6 | Randy Hodges | 5.2 |
| <u>1954-55</u> | | <u>1962-63</u> | | <u>1970-71</u> | |
| Leading Scorers | PPG | Leading Scorers | PPG | Leading Scorers | PPG |
| Jim Ashmore | 22.3 | Leland Mitchell | 17.1 | Jack Bouldin | 19.1 |
| Wayne Duncan | 11.9 | W.D. Stroud | 16.8 | Randy Hodges | 13.0 |
| Jack Houston | 11.7 | Joe Dan Gold | 13.3 | Malcolm Wesson | 12.2 |
| Leading Rebounders | RPG | Leading Rebounders | RPG | Leading Rebounders | RPG |
| Jack Houston | 11.7 | Leland Mitchell | 9.8 | Malcolm Wesson | 7.4 |
| Wayne Duncan | 6.7 | Joe Dan Gold | 7.8 | Randy Hodges | 5.4 |
| Dudley Nash | 5.9 | Stan Brinker | 6.5 | Bill Combs | 4.9 |
| <u>1955-56</u> | | <u>1963-64</u> | | <u>1971-72</u> | |
| Leading Scorers | PPG | Leading Scorers | PPG | Leading Scorers | PPG |
| Jim Ashmore | 22.3 | Doug Hutton | 14.9 | Jack Bouldin | 15.8 |
| Wayne Duncan | 13.9 | Stan Brinker | 12.8 | Jeff Watkins | 12.5 |
| Jerry Ritchey | 10.4 | Richie Williams | 9.5 | Terry Kusnierz | 11.4 |
| Leading Rebounders | RPG | Leading Rebounders | RPG | Leading Rebounders | RPG |
| Wayne Lemon | 11.0 | Stan Brinker | 9.0 | Terry Kusnierz | 12.0 |
| Wayne Duncan | 8.3 | Don Posey | 6.1 | Malcolm Wesson | 6.0 |
| Lloyd Johnson | 5.6 | Richie Williams | 5.8 | Jeff Watkins | 4.6 |
| <u>1956-57</u> | | <u>1964-65</u> | | <u>1972-73</u> | |
| Leading Scorers | PPG | Leading Scorers | PPG | Leading Scorers | PPG |
| Jim Ashmore | 28.3 | Bill Chumbler | 13.5 | Rich Knarr | 18.0 |
| Bailey Howell | 25.9 | Gary Washington | 11.2 | Jerry Jenkins | 17.6 |
| Wayne Lemon | 9.3 | Richie Williams | 9.3 | Larry Fry | 12.5 |
| Leading Rebounders | RPG | Leading Rebounders | RPG | Leading Rebounders | RPG |
| Bailey Howell | 19.7 | Richie Williams | 5.8 | Larry Fry | 7.7 |
| Wayne Lemon | 11.1 | Charlie Crews | 5.0 | Terry Kusnierz | 7.6 |
| Jerry Keeton | 4.9 | Buddy Walden | 4.9 | Jerry Jenkins | 7.1 |
| <u>1957-58</u> | | <u>1965-66</u> | | <u>1973-74</u> | |
| Leading Scorers | PPG | Leading Scorers | PPG | Leading Scorers | PPG |
| Bailey Howell | 27.8 | Dave Williams | 19.7 | Jerry Jenkins | 18.1 |
| Jerry Keeton | 11.7 | Gary Washington | 12.0 | Rich Knarr | 15.8 |
| Charles Hull | 10.4 | John Sapen | 9.4 | Larry Fry | 13.5 |
| Leading Rebounders | RPG | Leading Rebounders | RPG | Leading Rebounders | RPG |
| Bailey Howell | 16.2 | Dave Williams | 10.2 | Bill Singletary | 8.7 |
| Charles Hull | 9.5 | Herb Biggs | 8.3 | Larry Fry | 7.7 |
| Jerry Keeton | 5.9 | Tom Payne | 5.2 | Jerry Jenkins | 6.8 |
| <u>1958-59</u> | | <u>1966-67</u> | | <u>1974-75</u> | |
| Leading Scorers | PPG | Leading Scorers | PPG | Leading Scorers | PPG |
| Bailey Howell | 27.5 | Dave Williams | 15.7 | Jerry Jenkins | 22.1 |
| Charles Hull | 10.6 | Gary Washington | 11.8 | Larry Fry | 15.5 |
| Jerry Graves | 10.3 | John Sapen | 9.2 | Rich Knarr | 12.5 |
| Leading Rebounders | RPG | Leading Rebounders | RPG | Leading Rebounders | RPG |
| Bailey Howell | 15.2 | Dave Williams | 9.9 | Taylor Williams | 9.4 |
| Jerry Graves | 8.1 | Tom Payne | 5.4 | Larry Fry | 8.8 |
| Charles Hull | 7.2 | John Sapen | 4.4 | Jerry Jenkins | 6.9 |
| <u>1959-60</u> | | <u>1967-68</u> | | <u>1975-76</u> | |
| Leading Scorers | PPG | Leading Scorers | PPG | Leading Scorers | PPG |
| Jerry Graves | 18.6 | Tom Payne | 15.8 | Ray White | 18.3 |
| Charles Hull | 15.2 | Dave Williams | 12.9 | Gary Hooker | 17.7 |
| Dave Glasgow | 9.8 | Manuel Washington | 9.8 | Taylor Williams | 9.5 |
| Leading Rebounders | RPG | Leading Rebounders | RPG | Leading Rebounders | RPG |
| Jerry Graves | 10.4 | Dave Williams | 10.3 | Taylor Williams | 7.9 |
| Charles Hull | 9.8 | Tom Payne | 6.5 | Wiley Pec | 6.8 |
| Dave Glasgow | 5.2 | Manuel Washington | 5.2 | Gary Hooker | 6.7 |
| <u>1960-61</u> | | <u>1968-69</u> | | <u>1976-77</u> | |
| Leading Scorers | PPG | Leading Scorers | PPG | Leading Scorers | PPG |
| Jerry Graves | 21.3 | Manuel Washington | 15.4 | Rickey Brown | 19.3 |
| Leland Mitchell | 12.9 | John Guyton | 12.8 | Ray White | 16.2 |
| W.D. Stroud | 12.4 | Chuck Wade | 12.1 | Gary Hooker | 14.8 |
| Leading Rebounders | RPG | Leading Rebounders | RPG | Leading Rebounders | RPG |
| Jerry Graves | 10.3 | John Guyton | 7.2 | Rickey Brown | 10.8 |
| Leland Mitchell | 8.4 | Jim Martin | 6.8 | Wiley Peck | 9.3 |
| Joe Dan Gold | 6.7 | Manuel Washington | 6.3 | Gary Hooker | 7.3 |

MSU YEARLY LEADERS



| | | | | | | | |
|---------------------------|------|---|---------------------------|------|---|---------------------------|------|
| <u>1977-78</u> | | | <u>1985-86</u> | | | <u>1993-94</u> | |
| Leading Scorers | PPG | • | Leading Scorers | PPG | • | Leading Scorers | PPG |
| Ray White | 14.5 | • | Chauncey Robinson | 14.0 | • | Darryl Wilson | 16.2 |
| Rickey Brown | 13.4 | • | Raymond Brown | 11.8 | • | Erick Dampier | 11.9 |
| Gary Hooker | 10.5 | • | Greg Lockhart | 8.8 | • | Marcus Grant | 9.8 |
| Leading Rebounders | RPG | • | Leading Rebounders | RPG | • | Leading Rebounders | RPG |
| Wiley Peck | 8.4 | • | Chauncey Robinson | 7.0 | • | Erick Dampier | 8.7 |
| Gary Hooker | 7.1 | • | Raymond Brown | 5.7 | • | Russell Walters | 5.6 |
| Rickey Brown | 6.9 | • | Anthony Blakley | 4.5 | • | Brian Price | 5.0 |
| | | • | | | • | | |
| <u>1978-79</u> | | | <u>1986-87</u> | | | <u>1994-95</u> | |
| Leading Scorers | PPG | • | Leading Scorers | PPG | • | Leading Scorers | PPG |
| Ray White | 17.1 | • | Hubert Henderson | 14.9 | • | Darryl Wilson | 17.8 |
| Greg Grim | 16.9 | • | Anthony Blakley | 11.7 | • | Erick Dampier | 13.1 |
| Rickey Brown | 15.4 | • | Greg Lockhart | 8.2 | • | Marcus Grant | 10.4 |
| Leading Rebounders | RPG | • | Leading Rebounders | RPG | • | Leading Rebounders | RPG |
| Wiley Peck | 11.3 | • | Hubert Henderson | 9.1 | • | Erick Dampier | 9.7 |
| Rickey Brown | 8.6 | • | Anthony Blakley | 6.0 | • | Brian Price | 6.0 |
| Ray White | 6.3 | • | Reginald Boykin | 3.8 | • | Darryl Wilson | 4.7 |
| | | • | | | • | | |
| <u>1979-80</u> | | | <u>1987-88</u> | | | <u>1995-96</u> | |
| Leading Scorers | PPG | • | Leading Scorers | PPG | • | Leading Scorers | PPG |
| Rickey Brown | 20.5 | • | Greg Lockhart | 9.9 | • | Darryl Wilson | 18.0 |
| Greg Grim | 14.5 | • | Reginald Boykin | 9.7 | • | Dontae' Jones | 14.7 |
| Jeff Malone | 11.9 | • | Chancellor Nichols | 9.2 | • | Erick Dampier | 14.5 |
| Leading Rebounders | RPG | • | Leading Rebounders | RPG | • | Leading Rebounders | RPG |
| Rickey Brown | 14.4 | • | Carl Nichols | 6.6 | • | Erick Dampier | 9.3 |
| Kalpatrick Wells | 7.7 | • | Chancellor Nichols | 6.0 | • | Dontae' Jones | 6.8 |
| Jeff Malone | 3.3 | • | Reginald Boykin | 3.9 | • | Russell Walters | 5.5 |
| | | • | | | • | | |
| <u>1980-81</u> | | | <u>1988-89</u> | | | <u>1996-97</u> | |
| Leading Scorers | PPG | • | Leading Scorers | PPG | • | Leading Scorers | PPG |
| Jeff Malone | 20.1 | • | Cameron Burns | 15.1 | • | Horatio Webster | 16.1 |
| Terry Lewis | 9.3 | • | Greg Lockhart | 13.7 | • | Bart Hyche | 12.8 |
| Ron White | 8.4 | • | Tony Watts | 9.9 | • | Trey Moore | 11.2 |
| Leading Rebounders | RPG | • | Leading Rebounders | RPG | • | Leading Rebounders | RPG |
| Kalpatrick Wells | 9.1 | • | Cameron Burns | 6.3 | • | Tyrone Washington | 7.9 |
| Ron White | 7.4 | • | Chancellor Nichols | 5.1 | • | Horatio Webster | 7.4 |
| Jeff Malone | 4.2 | • | Greg Carter | 3.5 | • | Quentin Smith | 3.8 |
| | | • | | | • | | |
| <u>1981-82</u> | | | <u>1989-90</u> | | | <u>1997-98</u> | |
| Leading Scorers | PPG | • | Leading Scorers | PPG | • | Leading Scorers | PPG |
| Jeff Malone | 18.6 | • | Cameron Burns | 18.2 | • | Horatio Webster | 17.0 |
| Terry Lewis | 8.6 | • | Greg Carter | 13.0 | • | Tyrone Washington | 12.9 |
| Butch Pierre | 7.9 | • | Tony Watts | 11.7 | • | Detrick White | 12.2 |
| Leading Rebounders | RPG | • | Leading Rebounders | RPG | • | Leading Rebounders | RPG |
| Kalpatrick Wells | 6.6 | • | Cameron Burns | 7.3 | • | Tyrone Washington | 9.3 |
| Jeff Malone | 4.1 | • | Greg Carter | 6.8 | • | Horatio Webster | 5.2 |
| Terry Lewis | 4.1 | • | Todd Merritt | 6.7 | • | Detrick White | 4.9 |
| | | • | | | • | | |
| <u>1982-83</u> | | | <u>1990-91</u> | | | <u>1998-99</u> | |
| Leading Scorers | PPG | • | Leading Scorers | PPG | • | Leading Scorers | PPG |
| Jeff Malone | 26.8 | • | Cameron Burns | 16.9 | • | Tyrone Washington | 12.7 |
| Terry Lewis | 15.2 | • | Greg Carter | 15.4 | • | Tang Hamilton | 11.3 |
| Butch Pierre | 7.4 | • | Tony Watts | 12.0 | • | Detrick White | 11.1 |
| Leading Rebounders | RPG | • | Leading Rebounders | RPG | • | Leading Rebounders | RPG |
| Kalpatrick Wells | 6.8 | • | Greg Carter | 7.8 | • | Tyrone Washington | 8.4 |
| Kelvin Hildreth | 5.3 | • | Todd Merritt | 7.2 | • | Oral Roberts | 5.9 |
| Terry Lewis | 4.5 | • | Cameron Burns | 6.1 | • | Tang Hamilton | 5.7 |
| | | • | | | • | | |
| <u>1983-84</u> | | | <u>1991-92</u> | | | <u>1999-2000</u> | |
| Leading Scorers | PPG | • | Leading Scorers | PPG | • | Leading Scorers | PPG |
| Ken Harvey | 12.7 | • | Tony Watts | 19.2 | • | Tang Hamilton | 14.4 |
| Kelvin Hildreth | 9.5 | • | Chuck Evans | 12.2 | • | Robert Jackson | 12.3 |
| Butch Pierre | 6.9 | • | Johnny Walker | 11.1 | • | Antonio Jackson | 12.0 |
| Leading Rebounders | RPG | • | Leading Rebounders | RPG | • | Leading Rebounders | RPG |
| Kelvin Hildreth | 6.1 | • | Johnny Walker | 9.1 | • | Robert Jackson | 7.0 |
| Ken Harvey | 3.8 | • | Eric Stevens | 5.8 | • | Tang Hamilton | 6.2 |
| Mackey Whyte | 3.5 | • | Greg Anderson | 4.1 | • | Michael Gholar | 4.4 |
| | | • | | | • | | |
| <u>1984-85</u> | | | <u>1992-93</u> | | | <u>2000-01</u> | |
| Leading Scorers | PPG | • | Leading Scorers | PPG | • | Leading Scorers | PPG |
| Ken Harvey | 13.9 | • | Orien Watson | 15.4 | • | Antonio Jackson | 12.8 |
| Tony Robinson | 9.4 | • | Chuck Evans | 13.4 | • | Marckell Patterson | 12.2 |
| Chauncey Robinson | 8.6 | • | Marcus Grant | 10.8 | • | Tang Hamilton | 12.1 |
| Leading Rebounders | RPG | • | Leading Rebounders | RPG | • | Leading Rebounders | RPG |
| Raymond Brown | 5.0 | • | Johnny Walker | 7.5 | • | Robert Jackson | 7.3 |
| Tony Robinson | 4.6 | • | Marcus Grant | 4.4 | • | Tang Hamilton | 6.8 |
| Ken Harvey | 4.4 | • | David Domingue | 3.9 | • | Marckell Patterson | 4.4 |
| | | • | | | • | | |



MSU YEARLY LEADERS

| | | | | | |
|---------------------------|------------|---------------------------|------------|---------------------------|------------|
| <u>2001-02</u> | | <u>2006-07</u> | | <u>2011-12</u> | |
| Leading Scorers | PPG | Leading Scorers | PPG | Leading Scorers | PPG |
| Mario Austin | 16.1 | Jamont Gordon | 16.0 | Arnett Moultrie | 16.4 |
| Marckell Patterson | 12.3 | Charles Rhodes | 13.7 | Dee Bost | 15.8 |
| Timmy Bowers | 10.6 | Dietric Slater | 10.5 | Rodney Hood | 10.3 |
| Leading Rebounders | RPG | Leading Rebounders | RPG | Leading Rebounders | RPG |
| Mario Austin | 7.6 | Jamont Gordon | 7.1 | Arnett Moultrie | 10.5 |
| Michael Gholar | 6.2 | Charles Rhodes | 6.2 | Renardo Sidney | 5.2 |
| Marckell Patterson | 4.2 | Dietric Slater | 5.7 | Rodney Hood | 4.8 |
| <u>2002-03</u> | | <u>2007-08</u> | | <u>2012-13</u> | |
| Leading Scorers | PPG | Leading Scorers | PPG | Leading Scorers | PPG |
| Mario Austin | 15.5 | Charles Rhodes | 17.4 | Craig Sword | 10.5 |
| Timmy Bowers | 14.6 | Jamont Gordon | 17.2 | Jalen Steele | 10.1 |
| Michal Ignerski | 9.0 | Barry Stewart | 11.5 | Fred Thomas | 9.7 |
| Leading Rebounders | RPG | Leading Rebounders | RPG | Leading Rebounders | RPG |
| Mario Austin | 7.7 | Charles Rhodes | 7.8 | Gavin Ware | 6.4 |
| Ontario Harper | 4.9 | Jarvis Varnado | 7.8 | Colin Borchert | 5.0 |
| Michal Ignerski | 4.8 | Jamont Gordon | 6.6 | Roquez Johnson | 4.5 |
| <u>2003-04</u> | | <u>2008-09</u> | | <u>2013-14</u> | |
| Leading Scorers | PPG | Leading Scorers | PPG | Leading Scorers | PPG |
| Lawrence Roberts | 16.9 | Jarvis Varnado | 12.9 | Craig Sword | 13.7 |
| Timmy Bowers | 15.0 | Barry Stewart | 12.4 | Gavin Ware | 10.0 |
| Winsome Frazier | 13.1 | Ravern Johnson | 12.1 | Roquez Johnson | 9.7 |
| Leading Rebounders | RPG | Leading Rebounders | RPG | Leading Rebounders | RPG |
| Lawrence Roberts | 10.1 | Jarvis Varnado | 8.8 | Gavin Ware | 7.2 |
| Branden Vincent | 7.6 | Phil Turner | 5.5 | Roquez Johnson | 4.6 |
| Shane Power | 4.2 | Barry Stewart | 3.8 | Colin Borchert | 4.2 |
| <u>2004-05</u> | | <u>2009-10</u> | | <u>2014-15</u> | |
| Leading Scorers | PPG | Leading Scorers | PPG | Leading Scorers | PPG |
| Lawrence Roberts | 16.9 | Jarvis Varnado | 13.8 | Craig Sword | 11.3 |
| Winsome Frazier | 12.3 | Ravern Johnson | 13.2 | Gavin Ware | 10.0 |
| Shane Power | 11.1 | Dee Bost | 13.0 | Roquez Johnson | 9.3 |
| Leading Rebounders | RPG | Leading Rebounders | RPG | Leading Rebounders | RPG |
| Lawrence Roberts | 11.0 | Jarvis Varnado | 10.3 | Gavin Ware | 7.1 |
| Marcus Campbell | 5.0 | Kodi Augustus | 5.4 | Roquez Johnson | 5.1 |
| Ontario Harper | 4.9 | Dee Bost | 4.4 | Travis Daniels | 3.9 |
| <u>2005-06</u> | | <u>2010-11</u> | | | |
| Leading Scorers | PPG | Leading Scorers | PPG | | |
| Charles Rhodes | 13.8 | Ravern Johnson | 17.6 | | |
| Jamont Gordon | 13.8 | Dee Bost | 15.3 | | |
| Jamall Edmondson | 11.0 | Renardo Sidney | 14.2 | | |
| Leading Rebounders | RPG | Leading Rebounders | RPG | | |
| Charles Rhodes | 7.1 | Renardo Sidney | 10.3 | | |
| Jamont Gordon | 6.8 | Kodi Augustus | 5.4 | | |
| Wesley Morgan | 5.3 | Wendell Lewis | 4.8 | | |



Jim Ashmore led MSU in scoring from 1955-1957.



Leland Mitchell led the Bulldogs in scoring from 1962-63.



Jeff Malone led MSU in scoring for three seasons from 1981-83.

MSU FRESHMAN RECORDS



| Points Scored | | | | |
|-----------------------|----------------|-----------|------------|-------------|
| Name | Season | G | Pts | Avg |
| 1. Rickey Brown | 1976-77 | 27 | 520 | 19.3 |
| 2. Ray White | 1975-76 | 26 | 475 | 18.3 |
| 3. Rich Knarr | 1972-73 | 26 | 467 | 18.0 |
| 4. Gary Hooker | 1975-76 | 26 | 461 | 17.7 |
| 5. Jamont Gordon | 2005-06 | 30 | 413 | 13.8 |
| 6. Dee Bost | 2008-09 | 36 | 392 | 10.9 |
| 7. Erick Dampier | 1993-94 | 29 | 344 | 11.9 |
| 8. Barry Stewart | 2006-07 | 35 | 342 | 9.8 |
| 9. Craig Sword | 2012-13 | 32 | 335 | 10.5 |
| 10. Rodney Hood | 2011-12 | 32 | 328 | 10.3 |

| Scoring Average | | | | |
|-----------------------|----------------|-----------|------------|-------------|
| Name | Season | G | Pts | Avg |
| 1. Rickey Brown | 1976-77 | 27 | 520 | 19.3 |
| 2. Ray White | 1975-76 | 26 | 475 | 18.3 |
| 3. Rich Knarr | 1972-73 | 26 | 467 | 18.0 |
| 4. Gary Hooker | 1975-76 | 26 | 461 | 17.7 |
| 5. Jamont Gordon | 2005-06 | 30 | 413 | 13.8 |
| 6. Erick Dampier | 1993-94 | 29 | 344 | 11.9 |
| 7. Jeff Malone | 1979-80 | 27 | 320 | 11.9 |
| 8. Craig Sword | 2012-13 | 32 | 335 | 10.5 |
| 9. Rodney Hood | 2011-12 | 32 | 328 | 10.3 |
| 10. Dee Bost | 2008-09 | 36 | 392 | 10.0 |

| Rebounds | | | | |
|----------------------|----------------|-----------|------------|------------|
| Name | Season | G | Reb | Avg |
| 1. Rickey Brown | 1976-77 | 27 | 292 | 10.8 |
| 2. Erick Dampier | 1993-94 | 29 | 251 | 8.7 |
| 3. Kalpatrick Wells | 1979-80 | 27 | 209 | 7.7 |
| 4. Gavin Ware | 2012-13 | 32 | 206 | 6.4 |
| 5. Jamont Gordon | 2005-06 | 30 | 203 | 6.8 |
| 6. Carl Nichols | 1987-88 | 29 | 192 | 6.6 |
| 7. Gary Hooker | 1975-76 | 26 | 175 | 6.7 |
| 8. Chan. Nichols | 1987-88 | 28 | 169 | 6.0 |
| Wiley Peck | 1975-76 | 25 | 169 | 6.8 |
| 10. Rodney Hood | 2011-12 | 32 | 153 | 4.8 |

| Rebounding Average | | | | |
|----------------------|----------------|-----------|------------|------------|
| Name | Season | G | Reb | Avg |
| 1. Rickey Brown | 1976-77 | 27 | 292 | 10.8 |
| 2. Erick Dampier | 1993-94 | 29 | 251 | 8.7 |
| 3. Kalpatrick Wells | 1979-80 | 27 | 209 | 7.7 |
| 4. Jamont Gordon | 2005-06 | 30 | 203 | 6.8 |
| 5. Wiley Peck | 1975-76 | 25 | 169 | 6.8 |
| 6. Gary Hooker | 1975-76 | 26 | 175 | 6.7 |
| 7. Carl Nichols | 1987-88 | 29 | 192 | 6.6 |
| 8. Gavin Ware | 2012-13 | 32 | 206 | 6.4 |
| 9. Chan. Nichols | 1987-88 | 28 | 169 | 6.0 |
| 10. Ray White | 1975-76 | 26 | 142 | 5.5 |

| Assists | | | | |
|-----------------------|----------------|-----------|-----------|------------|
| Name | Season | G | Ast | Avg |
| 1. Dee Bost | 2008-09 | 36 | 156 | 4.3 |
| 2. Jamont Gordon | 2005-06 | 30 | 129 | 4.3 |
| 3. Rich Knarr | 1972-73 | 26 | 127 | 4.9 |
| 4. Ben Hansbrough | 2006-07 | 35 | 112 | 3.2 |
| 5. Craig Sword | 2012-13 | 32 | 75 | 2.3 |
| 6. Gary Ervin | 2003-04 | 30 | 74 | 2.5 |
| 7. Greg Lockhart | 1985-86 | 30 | 70 | 2.3 |
| 8. I.J. Ready | 2013-14 | 26 | 69 | 2.7 |
| Ray White | 1975-76 | 26 | 69 | 2.7 |
| 10. Gary Hooker | 1975-76 | 26 | 68 | 2.6 |

| Blocked Shots | | | | |
|-----------------------|----------------|-----------|-----------|------------|
| Name | Season | G | BS | Avg |
| 1. Jarvis Varnado | 2006-07 | 35 | 67 | 1.9 |
| 2. Erick Dampier | 1993-94 | 29 | 65 | 2.2 |
| 3. Rickey Brown | 1976-77 | 27 | 58 | 2.1 |
| 4. Kalpatrick Wells | 1979-80 | 27 | 51 | 1.9 |
| 5. Wiley Peck | 1975-76 | 25 | 37 | 1.5 |
| 6. Chan. Nichols | 1987-88 | 28 | 30 | 1.1 |
| 7. Fred Thomas | 2012-13 | 32 | 27 | 0.8 |
| 8. Gavin Ware | 2012-13 | 32 | 24 | 0.8 |
| 9. Carl Nichols | 1987-88 | 29 | 21 | 0.7 |
| 10. Gary Hooker | 1975-76 | 26 | 20 | 0.8 |

| Steals | | | | |
|-----------------------|----------------|-----------|-----------|------------|
| Name | Season | G | Stl | Avg |
| 1. Ray White | 1975-76 | 26 | 60 | 2.3 |
| 2. Fred Thomas | 2012-13 | 32 | 56 | 1.8 |
| 3. Craig Sword | 2012-13 | 32 | 55 | 1.7 |
| 4. Dee Bost | 2008-09 | 36 | 52 | 1.4 |
| 5. Jeff Norwood | 1981-82 | 27 | 45 | 1.7 |
| Gary Hooker | 1975-76 | 26 | 45 | 1.7 |
| 7. D. Zimmerman | 1999-00 | 30 | 36 | 1.2 |
| 8. Ben Hansbrough | 2006-07 | 35 | 35 | 1.0 |
| 9. Jamont Gordon | 2005-06 | 30 | 34 | 1.1 |
| 10. I.J. Ready | 2013-14 | 26 | 32 | 1.2 |
| Barry Stewart | 2006-07 | 35 | 32 | 0.9 |
| Reginald Delk | 2005-06 | 30 | 32 | 1.1 |

| Field Goals Made | | | | |
|-----------------------|----------------|------------|------------|-------------|
| Name | Season | FGM | FGA | Pct |
| 1. Rickey Brown | 1976-77 | 225 | 443 | .508 |
| 2. Ray White | 1975-76 | 206 | 407 | .506 |
| 3. Gary Hooker | 1975-76 | 186 | 391 | .476 |
| 4. Rich Knarr | 1972-73 | 185 | 426 | .434 |
| 5. Jamont Gordon | 2005-06 | 139 | 341 | .408 |
| Jeff Malone | 1979-80 | 139 | 303 | .459 |
| 7. Erick Dampier | 1993-94 | 133 | 226 | .589 |
| 8. Rodney Hood | 2011-12 | 127 | 287 | .443 |
| 9. Craig Sword | 2012-13 | 120 | 296 | .405 |
| 10. Gavin Ware | 2012-13 | 110 | 203 | .542 |

| Field Goals Attempted | | | | |
|-----------------------|----------------|------------|------------|-------------|
| Name | Season | FGM | FGA | Pct |
| 1. Rickey Brown | 1976-77 | 225 | 443 | .508 |
| 2. Rich Knarr | 1972-73 | 185 | 426 | .434 |
| 3. Ray White | 1975-76 | 206 | 407 | .506 |
| 4. Gary Hooker | 1975-76 | 186 | 391 | .476 |
| 5. Jamont Gordon | 2005-06 | 139 | 341 | .408 |
| 6. Fred Thomas | 2012-13 | 103 | 314 | .328 |
| 7. Dee Bost | 2008-09 | 108 | 307 | .352 |
| 8. Jeff Malone | 1979-80 | 139 | 303 | .459 |
| 9. Craig Sword | 2012-13 | 120 | 296 | .405 |
| 8. Rodney Hood | 2011-12 | 127 | 287 | .443 |

| 3-Point Field Goals Made | | | | |
|--------------------------|----------------|-----------|------------|-------------|
| Name | Season | FGM | FGA | Pct |
| 1. Barry Stewart | 2006-07 | 68 | 174 | .391 |
| 2. Reginald Delk | 2005-06 | 59 | 144 | .410 |
| 3. Dee Bost | 2008-09 | 54 | 161 | .335 |
| 4. Rodney Hood | 2011-12 | 47 | 129 | .364 |
| Ben Hansbrough | 2006-07 | 47 | 114 | .412 |
| 6. Fred Thomas | 2012-13 | 41 | 172 | .238 |
| 7. Tony Watts | 1988-89 | 30 | 77 | .390 |
| 8. Marcus Bullard | 1994-95 | 29 | 71 | .409 |
| 9. Jalen Steele | 2010-11 | 27 | 82 | .329 |
| Jamont Gordon | 2005-06 | 27 | 104 | .260 |
| Doug Hartsfield | 1987-88 | 27 | 62 | .436 |
| Todd Merritt | 1987-88 | 27 | 73 | .370 |



Rickey Brown holds six MSU freshman records.



MSU FRESHMAN RECORDS

3-Point Field Goals Att.

| Name | Season | FGM | FGA | Pct |
|-----------------------|----------------|-----------|------------|-------------|
| 1. Barry Stewart | 2006-07 | 68 | 174 | .391 |
| 2. Fred Thomas | 2012-13 | 51 | 172 | .238 |
| 3. Dee Bost | 2008-09 | 54 | 161 | .335 |
| 4. Reginald Delk | 2005-06 | 59 | 144 | .410 |
| 5. Rodney Hood | 2011-12 | 47 | 129 | .364 |
| 6. Ben Hansbrough | 2006-07 | 47 | 114 | .412 |
| 7. Jamont Gordon | 2005-06 | 27 | 104 | .260 |
| 8. Jalen Steele | 2010-11 | 27 | 82 | .329 |
| 9. Derrick Jones | 1996-97 | 24 | 80 | .300 |
| 10. Phil Turner | 2007-08 | 24 | 79 | .304 |

Free Throws Made

| Name | Season | FTM | FTA | Pct |
|------------------------|----------------|-----------|------------|-------------|
| 1. Dee Bost | 2008-09 | 122 | 170 | .718 |
| 2. Jamont Gordon | 2005-06 | 108 | 167 | .647 |
| 3. Rich Knarr | 1972-73 | 97 | 115 | .843 |
| 4. Gary Hooker | 1975-76 | 89 | 124 | .718 |
| 5. Barry Stewart | 2006-07 | 82 | 107 | .766 |
| Craid Sword | 2012-13 | 82 | 148 | .554 |
| 7. Erick Dampier | 1993-94 | 78 | 159 | .491 |
| 8. Rickey Brown | 1976-77 | 70 | 97 | .722 |
| 9. Ray White | 1975-76 | 63 | 97 | .649 |
| 10. Fred Thomas | 2012-13 | 62 | 78 | .795 |
| Carl Nichols | 1987-88 | 62 | 96 | .646 |

Free Throws Attempted

| Name | Season | FTM | FTA | Pct |
|-----------------------|----------------|-----------|------------|-------------|
| 1. Dee Bost | 2008-09 | 122 | 170 | .718 |
| 2. Jamont Gordon | 2005-06 | 108 | 167 | .647 |
| 3. Erick Dampier | 1993-94 | 78 | 159 | .491 |
| 4. Craid Sword | 2012-13 | 82 | 148 | .554 |
| 5. Gary Hooker | 1975-76 | 89 | 124 | .718 |
| 6. Rich Knarr | 1972-73 | 97 | 115 | .843 |
| 7. Barry Stewart | 2006-07 | 82 | 107 | .766 |
| 8. Rickey Brown | 1976-77 | 70 | 97 | .722 |
| 9. Ray White | 1975-76 | 63 | 97 | .649 |
| 10. Carl Nichols | 1987-88 | 62 | 96 | .646 |

Minutes Played

| Name | Season | G | Min | Avg |
|-----------------------|----------------|-----------|------------|-------------|
| 1. Dee Bost | 2008-09 | 36 | 1,137 | 31.6 |
| 2. Rodney Hood | 2011-12 | 32 | 1,050 | 32.8 |
| 3. Jamont Gordon | 2005-06 | 30 | 988 | 32.9 |
| 4. Jeff Norwood | 1981-82 | 27 | 968 | 35.9 |
| 5. Ray White | 1975-76 | 26 | 926 | 35.6 |
| 6. Fred Thomas | 2012-13 | 32 | 917 | 28.7 |
| 7. Gary Hooker | 1975-76 | 26 | 890 | 34.2 |
| 8. Carl Nichols | 1987-88 | 29 | 884 | 30.5 |
| 9. Craid Sword | 2012-13 | 32 | 854 | 26.7 |
| 10. Barry Stewart | 2006-07 | 35 | 848 | 24.2 |

Minutes Average

| Name | Season | G | Min | Avg |
|-------------------|---------|----|-------|------|
| 1. Jeff Norwood | 1981-82 | 27 | 968 | 35.9 |
| 2. Ray White | 1975-76 | 26 | 926 | 35.6 |
| 3. Gary Hooker | 1975-76 | 26 | 890 | 34.2 |
| 4. Jamont Gordon | 2005-06 | 30 | 988 | 32.9 |
| 5. Rodney Hood | 2011-12 | 32 | 1,050 | 32.8 |
| 6. Dee Bost | 2008-09 | 36 | 1,137 | 31.6 |
| 7. Rich Knarr | 1972-73 | 26 | 819 | 31.5 |
| 8. Rickey Brown | 1976-77 | 27 | 824 | 30.5 |
| 9. Carl Nichols | 1987-88 | 29 | 884 | 30.5 |
| 10. Raymond Brown | 1984-85 | 28 | 813 | 29.0 |



Dee Bost holds MSU freshman records for free throws attempted and made, minutes played and assists.

MSU OPPONENT RECORDS



INDIVIDUAL RECORDS

Most Points Scored:

58, Pete Maravich, LSU (12-22-67 at LSU)

Most Field Goals Made:

22, Pete Maravich, LSU (3-2-70 at Starkville & 12-22-67 at Baton Rouge)

Most Field Goals Attempted:

49, Pete Maravich, LSU (3-3-69 at Starkville)

Best Field Goal Percentage:

1.000 (12-of-12), Durand Macklin, LSU (1-5-80 at Baton Rouge)

Most 3-Point Field Goals Made:

9, Shan Foster, Vanderbilt (3-5-08) at Nashville; 9, Isaiah Swann, Florida State (3-20-07); 9, Brad Boyd, Louisiana-Lafayette (11-23-02 at Starkville)

Most 3-Point FG Attempted:

20, Donald Sims, Appalachian State (11-19-10 at Starkville)

Best 3-Point FG Percentage:

1.000 (7-7), J.J. Frazier, Georgia (2-14-15 at Starkville); (6-6), Demetric Bennett, South Alabama (12-15-07 at Mobile)

Most Free Throws Made:

18, Dwight Anderson, Kentucky (12-27-79 at Lexington); 18, Kenny Higgs, LSU (1-2-78 at Starkville)

Most Free Throws Attempted:

23, Dwight Anderson, Kentucky (2-12-79 at Lexington); 23, Calvin Natt, Northeast Louisiana (12-5-77 at Starkville)

Best Free Throw Percentage:

1.000 (16-of-16), Eddie Palubinkas, LSU (3-1-73 at Baton Rouge); 1.000 (15-of-15), Eddie Johnson, Auburn (1-20-75 at Auburn)

Most Rebounds:

31, Nate Thurmond, Bowling Green (3-16-63 at East Lansing, MI)

Most Offensive Rebounds:

10, Randolph Morris, Kentucky (3-9-07 at Atlanta, GA); 10, Kevin Hendrix, Alabama (1-28-06 at Tuscaloosa)

Most Defensive Rebounds:

18, Ernie Abercrombie, Oklahoma (2-10-96 at Norman)

Most Assists:

17, Kenny Higgs, LSU (1-19-76 at Starkville)

Most Turnovers:

12, Eddie Johnson, Auburn (1-20-75 at Auburn)

Most Blocked Shots:

11, Theo Ratliff, Wyoming (12-28-94 at Casper, WY)

Most Steals:

8, Rajon Rondo, Kentucky (2-19-05 at Lexington); Jack Givens, Kentucky (1-3-76 at Starkville)

Most Dunks:

8, Eugene McDowell, Florida (1-5-83 at Gainesville); 8, Dominique Wilkins, Georgia (2-10-82 at Athens)

Most Minutes Played:

58, Gerald Glass, Ole Miss (4OT) (1-24-90 at Starkville)

LAST TIME AN

OPPOSING PLAYER . . .

Scored 35 or more points:

37, J.J. Frazier, Georgia (1-24-15 at Starkville)

Scored 38 or more points:

38, Brenton Williams, South Carolina (3-6-13 at Columbia)

Scored 40 or more points:

40, Donald Sims, Appalachian State (11-19-10 at Starkville)

Scored 42 or more points:

42, Shan Foster, Vanderbilt (3-5-08 at Nashville)

Had 21 or more rebounds:

22, Ernie Abercrombie, Oklahoma (2-10-96 at Norman)

Had 10 or more assists:

13, Mickey McConnell, St. Mary's (12-29-10 at Las Vegas)

Had six or more steals:

6, Courtney Roberson, Texas A&M (1-30-13 at Starkville)

Had six or more blocked shots:

6, Chief Kickingstallionsims, Alabama St. (12-6-08 at Starkville)

LAST TIME AN

OPPOSING TEAM . . .

Scored 100 or more points:

101, UMass (3-13-12 at Starkville)

Was held to 39 points or less:

39, LSU (1-9-08 at Baton Rouge)

Was held to 40-45 points:

43, Missouri (3-7-15 at Starkville)

Was held to 46-49 points:

47, Jacksonville (2-23-14 at Starkville)

Shot 60 percent-plus from the field:

.623 [33-53], at Missouri (3-1-14)

Shot 65 percent-plus from the field:

.702 [40-57], Georgia (2-28-01 at Athens)

Held to less than 30% from field:

.273 [15-55], Texas-San Antonio (12-4-12 at Starkville)

Made 10 or more 3-pointers:

12, Ole Miss (2-19-15 at Starkville)

Was held without a 3-pointer:

[0-19], South Carolina (3-2-02 at Columbia)

Attempted 35 or more 3-pointers:

35, Central Arkansas (12-22-12 in Jackson)

Did not attempt a 3-pointer:

LSU (1-30-88 at Baton Rouge)

Shot 95 % or better from the FT line:

1.000 [10-10], St. Mary's (12-29-10 at Las Vegas)

Had 50 or more rebounds:

51, Vanderbilt (2-23-13 at Starkville)

Had 25 or more assists:

27, Arkansas (1-23-13 at Fayetteville)

Had 25 or more turnovers:

27, Florida Atlantic (11-13-12 at Starkville)

Had 10 or more blocked shots:

11, Arkansas (1-21-15 at Starkville)

Had 16 or more steals:

16, Mississippi Valley State (11-17-14 at Starkville)

TEAM RECORDS

Most Points Scored:

120, Vanderbilt (3-8-69 at Starkville)

Most Field Goals Made:

51, Kentucky (3-8-75 at Starkville)

Most Field Goals Attempted:

103, Tampa (2-15-57 at Tampa)

Best Field Goal Percentage:

.729 (27-of-37), Ole Miss (2-16-80 at Starkville)

Most 3-Point Field Goals Made:

17, Troy (12-10-05 at Starkville)

Most 3-Point FG Attempted:

45, Troy (12-10-05 at Starkville)

Best 3-Point FG Percentage:

.727 (8-of-11), Auburn (2-19-94 at Starkville)

Most Free Throws Made:

40, Vanderbilt (1-26-80 at Nashville); Kentucky (2-12-79 at Lexington); Auburn (1-20-75 at Auburn); Florida (2-26-72 at Gainesville)

Most Free Throws Attempted:

56, Kentucky (2-12-79 at Lexington)

Best FT Percentage (Min. 15 FTM):

1.000 (19-of-19), Kentucky (1-10-83 at Starkville)

Best Free Throw Percentage (Min. 20 FTM):

.972 (35-of-36), Vanderbilt (2-26-86 at Nashville)

Most Rebounds:

75, Florida (2-19-55 at Gainesville)

Most Offensive Rebounds:

28, Troy State (11-30-93 at Starkville)

Most Defensive Rebounds:

41, LSU (11-11-09 at Starkville)

Most Assists:

33, Kentucky (1-23-80 at Starkville)

Most Turnovers:

37, Southern Miss (12-2-76 at Starkville)

Most Blocked Shots:

12, Stanford (12-21-99 at Oakland, CA); 12, Kentucky (2-16-10 at Starkville); 12, Texas (11-21-12 at Maui)

Most Steals:

23, Kentucky (1-9-91 at Lexington)



MSU TEAM RECORDS

Most Points Scored:

Game: 123 vs. Troy State (12-5-95)
Season: 2692 (2006-07)

Fewest Points Scored (Since 1950):

Game: 20 vs. Georgia (1-13-82)
Season: 1234 (1952-53)

Most Combined Points Scored:

Game: 216; MSU 110, Vanderbilt 106-OT (12-6-79)

Fewest Combined Points (Since 1950):

Game: 39; MSU 23 at Ole Miss 16 (2-28-59)

Highest Scoring Average:

Season: 84.8 (1956-57)

Lowest Scoring Average (Since 1950):

Season: 49.5 (1981-82)

Most Points Allowed:

Game: 120 vs. Vanderbilt (3-8-69)
Season: 2479 (2008-09)

Fewest Points Allowed (Since 1950):

Game: 16 at Ole Miss (2-28-59)
Season: 1340 (1952-53)

Most Field Goals Made:

Game: 50 vs. SE La. (1-27-64)
Season: 951 (2006-07)

Fewest Field Goals Made (Since 1950):

Game: 7 vs. Vanderbilt (2-23-13)
Season: 433 (1952-53)

Most Field Goals Attempted:

Game: 115 vs. Howard College (12-2-55)
Season: 2071 (2006-07)

Fewest Field Goals Attempted (Since 1954):

Game: 20 vs. Georgia (1-13-82)
Season: 1077 (1981-82)

Highest Field Goal Percentage:

Game (Min. 30 FGA): .710 (22-31) at Tennessee (2-17-82)
Season: .513 [892-1739] (1978-79)

Most 3-Point Field Goals Made:

Game: 16 vs. Arkansas (2-7-09) & St. Bonaventure (12-05-09)
Season: 296 (2008-09)

Fewest 3-Point Field Goals Made:

Game: 0, Last time: at Arkansas (2-7-15)
Season: 58 (1986-87)

Most 3-Point FG Attempted:

Game: 39 at Alabama (2-21-09)
Season: 918 (2009-10)

Fewest 3-Point FG Attempted:

Game: 0 vs. Ole Miss (1-14-87)
Season: 211 (1986-87)

Highest 3-Point FG Percentage:

Game (Min. 10 FGA): .800 (8-10) vs. Tennessee-Martin (11-27-91)
Season: .384 [214-558] (1995-96)

Most Free Throws Made:

Game: 41 vs. LSU (2-11-09)
Season: 603 (1956-57)

Fewest Free Throws Made (Since 1950):

Game: 0, Last time: vs. Auburn (2-11-95)
Season: 250 (1986-87)

Most Free Throws Attempted:

Game: 58 at Arkansas (12-13-52)
Season: 882 (1956-57)

Fewest Free Throws Attempted (Since 1950):

Game: 0, Last time: vs. Georgia (1-13-82)
Season: 370 (1986-87)

Highest Free Throw Percentage:

Game (Min. 15 FTA): 1.000 (15-of-15) at Tennessee (1-26-74)
Season: .769 [496-645] (1967-68)

Most Rebounds:

Game: 85 vs. La. College (12-11-61)
Season: 1406 (2009-10)

Fewest Rebounds (Since 1950):

Game: 11 vs. Ole Miss (2-20-82)
Season: 581 (1981-82)

Highest Rebounding Average:

Season: 50.5 (1956-57)

Lowest Rebounding Average (Since 1950):

Season: 21.5 (1981-82)

Most Offensive Rebounds:

Game: 31 vs. Mississippi Valley St. (11-21-00)
Season: 496 (2000-01)

Most Defensive Rebounds:

Game: 44 vs. Mississippi Valley St. (11-21-00); vs. Tennessee Tech (1-5-93)
Season: 1011 (2009-10)

Most Assists:

Game: 34 vs. Chicago St. (12-4-75)
Season: 566 (2001-02)

Most Turnovers:

Game: 34 at Evansville (12-17-75)
Season: 583 (2001-02 & 1995-96)

Fewest Turnovers:

Game: 4 vs. Kentucky (1-15-79); 4 vs. Louisiana Tech (11-10-07)
Season: 376 (1984-85)

Most Blocked Shots:

Game: 16 vs. Georgia (1-12-08)
Season: 271 (2008-09 & 2009-10)

Most Steals:

Game: 27 vs. Samford (12-29-75); vs. SW Louisiana (12-6-75)
Season: 294 (2001-02)

Most Dunks:

Game: 15 vs. Troy State (11-30-93)
Season: 145 (2007-08)

Most Personal Fouls:

Game: 41 at Kentucky (2-12-79)
Season: 621 (2001-02)

Most Disqualifications:

Game: 6 at Kentucky (2-12-79)
Season: 34 (1956-57)

LONGEST WINNING STREAKS

- 19 Jan. 15, 1962 to Dec. 15, 1962
- 18 Jan. 5, 1959 to Dec. 7, 1959
- 17 Jan. 31, 1913 to Feb. 10, 1914
- 14 Feb. 15, 1958 to Dec. 30, 1958
- 13 Nov. 22, 2003 to Jan. 10, 2004
- 12 Feb. 28, 1957 to Jan. 6, 1958
- 12 Feb. 20, 1914 to Feb. 6, 1915
- 12 Feb. 16, 1911 to Jan. 24, 1913

LONGEST LOSING STREAKS

- 14 Jan. 7, 1955 to Feb. 21, 1955
- 13 Jan. 25, 2014 to March 8, 2014
- 13 Jan. 15, 2013 to Feb. 27, 2013
- 11 Dec. 12, 1981 to Jan. 23, 1982
- 10 Feb. 10, 1945 to Jan. 18, 1946
- 9 Jan. 17, 1987 to Feb. 14, 1987
- 9 Feb. 4, 1981 to March 4, 1981
- 9 Jan. 26, 1951 to March 1, 1951
- 9 Feb. 4, 1949 to Dec. 3, 1949
- 9 Feb. 5, 1909 to Feb. 8, 1911

LONGEST SEC WINNING STREAKS

- 13 Jan. 15, 1962 to Jan. 5, 1963
- 13 Jan. 5, 1959 to Feb. 28, 1959
- 10 Feb. 22, 1960 to Feb. 11, 1961
- 10 Feb. 17, 1942 to Dec. 18, 1942
- ^9 Mar. 5, 2009 to Jan. 16, 2010
- 8 Jan. 17, 2004 to Feb. 14, 2004
- *8 Feb. 16, 2002 to Mar. 10, 2002
- 7 Feb. 17, 1979 to Jan. 2, 1980
- 7 Jan. 12, 1963 to Feb. 11, 1963

LONGEST SEC LOSING STREAKS

- 16 Feb. 4, 1981 to Jan. 23, 1982
- 16 Feb. 10, 1945 to Feb. 15, 1946
- 13 Jan. 25, 2014 to March 8, 2014
- 13 Jan. 15, 2013 to Feb. 27, 2013
- 11 Feb. 20, 1985 to Jan. 22, 1986
- 11 Jan. 7, 1955 to Feb. 19, 1955
- 9 Jan. 17, 1987 to Feb. 14, 1987

LONGEST HOME WINNING STREAKS

- 35 Jan. 14, 1957 to Dec. 12, 1959
- 25 Dec. 2, 1961 to Dec. 2, 1963
- 19 Feb. 11, 1920 to Feb. 9, 1922
- 14 Jan. 22, 2003 to Jan. 10, 2004
- 14 Jan. 31, 1913 to Jan. 31, 1914
- 13 Jan. 23, 1978 to Jan. 15, 1979
- 13 Feb. 22, 1960 to Feb. 11, 1961
- 12 Feb. 25, 2004 to Feb. 12, 2005
- 11 Feb. 1, 1916 to Feb. 17, 1917
- 10 Feb. 5, 1923 to Feb. 16, 1924
- 10 Feb. 20, 1914 to Feb. 6, 1915

* - Includes 3 SEC Tournament wins

^ - Includes 4 SEC Tournament wins

SEC STATISTICAL TITLES & LEADERS



SEC Team Statistical Titles

| Season | Statistical Category | Statistic |
|---------|--------------------------|-----------|
| 1960-61 | Scoring Offense | 77.0 ppg |
| 1976-77 | Field Goal % Defense | 44.0 FG% |
| 1976-77 | Rebounding | 45.9 rpg |
| 1977-78 | Scoring Defense | 67.1 ppg |
| 1979-80 | Rebounding | 42.0 rpg |
| 1980-81 | Rebound Margin | +4.9 rpg |
| 1983-84 | Rebound Defense | 28.1 rpg |
| 1984-85 | Rebound Defense | 30.1 rpg |
| 1986-87 | Scoring Defense | 65.5 ppg |
| 1986-87 | Free Throw % Defense | 66.5 FT% |
| 1987-88 | Scoring Defense | 65.0 ppg |
| 1987-88 | 3-Point FG % Defense | 31.4 FG% |
| 1990-91 | Free Throw % Defense | 62.0 FT% |
| 1993-94 | Field Goal % Defense | 39.1 FG% |
| 1995-96 | Field Goal Percentage | 32.6 rpg |
| 1995-96 | Rebound Margin | +6.3 rpg |
| 1998-99 | 3-Point FG % Defense | 30.3 FG% |
| 2000-01 | Rebound Defense | 33.3 rpg |
| 2000-01 | Rebound Margin | +7.9 rpg |
| 2001-02 | Field Goal Percentage | 48.0 FG% |
| 2001-02 | Rebound Margin | +6.5 rpg |
| 2002-03 | Scoring Defense | 59.7 ppg |
| 2002-03 | Field Goal % Defense | 40.1 FG% |
| 2002-03 | 3-Point FG % Defense | 32.7 FG% |
| 2002-03 | Rebound Margin | +6.2 rpg |
| 2002-03 | Steals | 8.65 spg |
| 2003-04 | Scoring Offense | 77.3 ppg |
| 2003-04 | Scoring Margin | +10.7 ppg |
| 2003-04 | Rebounding | 41.0 rpg |
| 2003-04 | Rebound Margin | +8.0 rpg |
| 2003-04 | Steals | 9.33 spg |
| 2004-05 | Rebounding | 40.9 rpg |
| 2004-05 | Rebound Margin | +8.5 rpg |
| 2006-07 | Field Goal % Defense | 40.3 FG% |
| 2006-07 | Rebounding | 39.0 rpg |
| 2006-07 | Blocked Shots | 6.34 bpg |
| 2007-08 | Scoring Defense | 65.5 ppg |
| 2007-08 | Field Goal % Defense | 37.0 FG% |
| 2007-08 | Rebound Offense | 40.7 rpg |
| 2007-08 | Blocked Shots | 7.85 bpg |
| 2008-09 | Blocked Shots | 7.53 bpg |
| 2008-09 | 3-Point Field Goals Made | 8.22 pg |
| 2009-10 | Blocked Shots | 7.5 |
| 2009-10 | 3-Point Field Goals Made | 9.1 |
| 2009-10 | Defensive Rebounds | 1011 |
| 2010-11 | Defensive Rebounds | 813 |
| 2010-11 | 3-Point Field Goals Made | 7.9 |

SEC Individual Leaders

| Season | Statistical Category | Statistic |
|---------|-----------------------------|-----------|
| 1957-58 | Bailey Howell (Scoring) | 27.8 ppg |
| 1958-59 | Bailey Howell (Scoring) | 25.5 ppg |
| 1964-65 | Paul Smith (FT%) | 92.7 FT% |
| 1973-74 | Bill Singletary (FG%) | 66.5 FG% |
| 1975-76 | Al Perry (Assists) | 8.0 app |
| 1978-79 | Wiley Peck (FG%) | 64.4 FG% |
| 1978-79 | Wiley Peck (Rebounds) | 11.3 rpg |
| 1979-80 | Rickey Brown (Rebounds) | 14.4 rpg |
| 1982-83 | Jeff Malone (Scoring) | 26.8 ppg |
| 1989-90 | Cameron Burns (FG%) | 59.7 FG% |
| 1991-92 | Tony Watts (FT%) | 84.8 FT% |
| 1991-92 | Chuck Evans (Assists) | 7.8 app |
| 1991-92 | Chuck Evans (Steals) | 3.0 spg |
| 1992-93 | Chuck Evans (Assists) | 8.1 app |
| 1992-93 | Chuck Evans (Steals) | 2.8 spg |
| 1994-95 | Erick Dampier (FG%) | 64.0 FG% |
| 1994-95 | Darryl Wilson (3FG/game) | 3.1 3pg |
| 1995-96 | Darryl Wilson (FT%) | 79.6 FT% |
| 1996-97 | Tyrone Washington (Blocks) | 2.0 bpg |
| 1997-98 | Tyrone Washington (FG%) | 53.1 FG% |
| 1997-98 | Detrick White (Assists) | 5.5 app |
| 1998-99 | Detrick White (Assists) | 5.6 app |
| 2001-02 | Derrick Zimmerman (Assists) | 6.0 app |
| 2002-03 | Derrick Zimmerman (Assists) | 5.6 app |
| 2003-04 | Winsome Brazier (Steals) | 2.4 spg |
| 2004-05 | Lawrence Roberts (Rebs) | 11.0 rpg |
| 2007-08 | Jarvis Varnado (Blocks) | 5.6 bpg |
| 2008-09 | Jarvis Varnado (Blocks) | 4.7 bpg |
| 2009-10 | Jarvis Varnado (Rebounds) | 10.3 rpg |
| 2009-10 | Jarvis Varnado (Def. Rebs) | 7.3 rpg |
| 2009-10 | Jarvis Varnado (Blocks) | 4.7 bpg |
| 2009-10 | Jarvis Varnado (FG%) | 58.2 FG% |
| 2011-12 | Arnett Moultrie (Rebounds) | 10.5 rpg |
| 2011-12 | Arnett Moultrie (Off. Rebs) | 3.7 rpg |
| 2011-12 | Dee Bost (Assists) | 5.5 app |
| 2011-12 | Dee Bost (Minutes) | 36.3 mpg |



Babe McCarthy-coached 1958-59 (top) and 1961-62 (bottom) teams led the nation in won-lost percentage with identical 24-1 records (.960) en route to claiming SEC titles at 13-1.



The tandem of Bailey Howell (left) and Jim Ashmore finished the 1956-57 season ranked sixth (28.3 ppg) and ninth (25.9 ppg), respectively, nationally in scoring.



Bailey Howell (left) ranked among the nation's Top 10 scoring and rebounding leaders during each of his three MSU seasons, while Jeff Malone (right) finished his senior season (1982-83) as the NCAA's No. 2 scoring leader behind Texas Southern's Harry Kelly.



MSU TEAM SUPERLATIVES

MSU'S 100-POINT GAMES

| Opponent (Date) | Pts |
|------------------------------------|-----|
| 1. TROY STATE (12-5-95) | 123 |
| 2. SOUTHEASTERN LA. (11-25-95) | 121 |
| UNION (12-4-58) | 121 |
| 4. ALCORN STATE (12-18-90) | 120 |
| 5. TROY STATE (11-30-93) | 118 |
| 6. Louisiana College (12-10-60) | 117 |
| 7. UNION (12-5-60) | 115 |
| 8. HOWARD COLLEGE (12-5-57) | 114 |
| 9. SOUTHEASTERN LA. (12-1-88) | 113 |
| CHICAGO STATE (12-4-75) | 113 |
| SOUTHEASTERN LA. (1-27-64) | 113 |
| LOUISIANA COLLEGE (12-11-61) | 113 |
| at Tampa (2-15-57) | 113 |
| 14. CENTENARY (11-29-89) | 112 |
| 15. TENNESSEE TECH (1-5-93) | 110 |
| VANDERBILT [OT] (12-6-79) | 110 |
| SAMFORD (12-5-73) | 110 |
| 18. TENNESSEE TECH (11-26-90) | 109 |
| 19. HOWARD COLLEGE (12-2-55) | 108 |
| 20. ARKANSAS-PINE BLUFF (11-23-99) | 107 |
| NE MISSOURI STATE (12-9-76) | 107 |
| at Birmingham-Southern (1-31-52) | 107 |
| 23. TROY (12-10-11) | 106 |
| SOUTHEASTERN LA. (11-28-94) | 106 |
| DELTA STATE (1-1-63) | 106 |
| CHRISTIAN BROTHERS (12-19-62) | 106 |
| at Delta State (1-29-62) | 106 |
| HOWARD COLLEGE (12-3-56) | 106 |
| 29. ST. BONAVENTURE (12-5-09) | 105 |
| AUBURN (3-2-04) | 105 |
| Arkansas-Pine Bluff (11-17-98) | 105 |
| LOUISIANA TECH (12-2-63) | 105 |
| at Florida (2-14-59) | 105 |
| 34. Jacksonville State (12-15-05) | 104 |
| FLORIDA A&M (12-20-04) | 104 |
| Louisiana-Monroe (12-15-01) | 104 |
| OLE MISS [4OT] (1-24-90) | 104 |
| FLORIDA [2OT] (2-3-75) | 104 |
| 39. MISSISSIPPI COLLEGE (1-8-51) | 103 |
| 40. NORTH ALABAMA (11-10-08) | 102 |
| ALABAMA A&M (11-30-00) | 102 |
| FLORIDA INTERNATIONAL (12-6-82) | 102 |
| VANDERBILT (1-29-77) | 102 |
| SEWANEES (12-7-70) | 102 |
| ARKANSAS STATE (12-17-56) | 102 |
| 46. BRADLEY (3-17-07) | 101 |
| OLE MISS [2OT] (1-11-79) | 101 |
| OLE MISS (1-23-65) | 101 |
| 49. ALABAMA A&M (12-2-02) | 100 |
| JACKSONVILLE (11-30-02) | 100 |
| OLE MISS (1-27-75) | 100 |
| at Ole Miss (1-30-56) | 100 |

OPONENT 100-POINT GAMES

| Opponent (Date) | Pts |
|--------------------------------|-----|
| 1. VANDERBILT (3-8-69) | 120 |
| 2. KENTUCKY (3-8-75) | 118 |
| 3. at Arkansas (2-20-93) | 115 |
| 4. at Louisville (12-8-54) | 113 |
| 5. at Kentucky (2-1-75) | 112 |
| 6. at Kentucky (1-5-70) | 111 |
| at LSU (12-22-67) | 111 |
| 8. at Tulane (2-6-56) | 110 |
| at Kentucky (2-11-52) | 110 |
| 10. at Tennessee (2-24-75) | 109 |
| at LSU (2-2-70) | 109 |
| 12. at Kentucky (3-4-74) | 108 |
| 13. FLORIDA [2OT] (2-3-75) | 107 |
| at Kentucky (2-17-68) | 107 |
| 15. VANDERBILT [OT] (12-6-79) | 106 |
| 16. at Memphis State (1-27-56) | 105 |
| 17. at Vanderbilt (3-9-72) | 104 |
| at Kentucky (1-10-72) | 104 |

| | |
|------------------------------------|-----|
| at Virginia Tech (12-19-64) | 104 |
| at Tennessee (2-8-58) | 104 |
| 21. at Austin Peay State (1-22-92) | 103 |
| KENTUCKY (2-18-67) | 103 |
| at LSU (1-14-52) | 103 |
| 24. OLE MISS [4OT] (1-24-90) | 102 |
| at Kentucky (12-4-89) | 102 |
| at Missouri (12-7-74) | 102 |
| at Kentucky (2-8-71) | 102 |
| at Vanderbilt (12-14-68) | 102 |
| at Florida State (2-21-55) | 102 |
| at Arkansas (12-13-52) | 102 |
| 31. UMASS (3-13-12) | 101 |
| 32. at Florida (1-7-87) | 100 |
| at Kentucky [OT] (2-12-73) | 100 |
| at Vanderbilt (1-13-62) | 100 |

MSU'S BIGGEST WINS

| Opponent (Date) | Score | Mar |
|-------------------------------|--------|-----|
| 1. BROWNSVILLE (1-22-1909) | 75-0 | +75 |
| 2. LOYOLA [N.O.] (12-14-96) | 98-32 | +66 |
| OLE MISS (2-26-14) | 84-18 | +66 |
| 4. at Columbus AC (1-24-09) | 61-1 | +60 |
| 5. HOWARD COL. (12-5-57) | 114-57 | +57 |
| at Meridian (12-19-24) | 65-8 | +57 |
| 7. UNION (12-5-60) | 115-59 | +56 |
| 8. ALCORN STATE (12-18-90) | 120-65 | +55 |
| MILLSAPS COL. (1-14-14) | 63-8 | +55 |
| OLE MISS (2-25-14) | 68-15 | +53 |
| 11. ST. BONAVENTURE (12-5-09) | 105-53 | +52 |
| Arkansas-PB (11-17-98) | 105-53 | +52 |
| SE-LOUISIANA (12-1-88) | 113-61 | +52 |
| 14. NEW ORLEANS | 97-46 | +51 |
| MISSISSIPPI COL. (1-8-51) | 103-52 | +51 |
| 15. TROY STATE (12-5-95) | 123-73 | +50 |
| MISSISSIPPI CO. (1-15-15) | 53-3 | +50 |
| MISSISSIPPI CO. (1-14-15) | 50-0 | +50 |
| 18. NE MISSOURI ST. (12-9-76) | 107-58 | +49 |
| 19. UNION (2-1-12) | 66-18 | +48 |
| UNION (2-16-11) | 66-18 | +48 |
| 21. HOWARD COL. (2-11-20) | 56-10 | +46 |

MSU'S BIGGEST WINS (SINCE 1950)

| Opponent (Date) | Score | Mar |
|-----------------------------------|--------|-----|
| 1. LOYOLA [N.O.] (12-14-96) | 98-32 | +66 |
| 2. HOWARD COL. (12-5-57) | 114-57 | +57 |
| 3. UNION (12-5-60) | 115-59 | +56 |
| 4. ALCORN STATE (12-18-90) | 120-65 | +55 |
| 5. ST. BONAVENTURE (12-5-09) | 105-53 | +52 |
| Arkansas-PB (11-17-98) | 105-53 | +52 |
| SE-LA. (12-1-88) | 113-61 | +52 |
| 8. NEW ORELANS (1-3-13) | 97-46 | +51 |
| MISSISSIPPI CO. (1-8-51) | 103-52 | +51 |
| 9. TROY STATE (12-5-95) | 123-73 | +50 |
| 10. NE MISSOURI ST. (12-9-76) | 107-58 | +49 |
| 11. TENNESSEE TECH (1-5-93) | 110-65 | +45 |
| Prairie View A&M (11-29-91) | 97-52 | +45 |
| at Southwestern (12-6-58) | 91-46 | +45 |
| 14. LOUISIANA TECH (12-2-63) | 105-61 | +44 |
| 15. SE-LA. (11-25-95) | 121-78 | +43 |
| LOUISIANA CO. (12-11-61) | 113-70 | +43 |
| UNION (12-4-58) | 121-78 | +43 |
| HOWARD COL. (12-2-55) | 108-65 | +43 |
| 19. Jacksonville State (12-22-04) | 95-53 | +42 |
| ALABAMA A&M (12-2-02) | 100-58 | +42 |
| ALABAMA A&M (11-30-00) | 102-60 | +42 |
| OLE MISS (1-14-95) | 94-52 | +42 |
| 23. NORTH ALABAMA (11-19-08) | 102-61 | +41 |
| 24. LOUISIANA TECH (12-7-02) | 78-38 | +40 |
| ARK-PINE BLUFF (11-23-99) | 107-67 | +40 |
| N'WESTERN ST. (1-16-95) | 98-58 | +40 |
| KY. WESLEYAN (11-27-76) | 89-49 | +40 |
| SE-LA. (1-27-64) | 113-73 | +40 |
| ARKANSAS (12-15-51) | 79-39 | +40 |

MSU TEAM SUPERLATIVES



MSU'S BIGGEST LOSSES

| Opponent (Date) | Score | Mar |
|-------------------------------|--------|-----|
| 1. at Arkansas (2-20-93) | 58-115 | -57 |
| 2. at Alabama (1-18-05) | 49-98 | -49 |
| at Louisville (12-8-54) | 64-113 | -49 |
| 4. at Houston (12-18-81) | 49-96 | -47 |
| at Vanderbilt (2-14-49) | 43-90 | -47 |
| vs. North Carolina (11-19-12) | 49-95 | -46 |
| 7. at Florida (1-7-87) | 56-100 | -44 |
| at Kentucky (2-11-52) | 66-110 | -44 |
| 9. MISSOURI (2-13-13) | 36-78 | -42 |
| at LSU (2-8-46) | 31-73 | -42 |
| 11. VANDERBILT (2-23-13) | 31-72 | -41 |
| VANDERBILT (2-27-93) | 39-80 | -41 |
| at Kentucky (1-6-88) | 52-93 | -41 |
| 14. at Kentucky (3-4-74) | 69-108 | -39 |
| 15. KENTUCKY (3-8-75) | 80-118 | -38 |
| at Tulane (2-6-56) | 72-110 | -38 |
| 17. VANDERBILT (3-8-69) | 83-120 | -37 |
| OLE MISS (2-10-45) | 24-61 | -37 |
| 19. at LSU (2-13-35) | 31-67 | -36 |
| 20. FLORIDA | 47-82 | -35 |
| at Kentucky (1-5-70) | 76-111 | -35 |
| at LSU (2-27-53) | 47-82 | -35 |
| at Ole Miss (2-27-51) | 60-95 | -35 |
| at Vanderbilt (2-13-50) | 50-85 | -35 |
| at LSU (1-29-45) | 27-62 | -35 |
| at Alabama (2-24-36) | 19-54 | -35 |

REBOUNDS

| Opponent (Date) | Rebs |
|--------------------------------------|------|
| 1. LOUISIANA COLLEGE (12-11-61) | 85 |
| 2. UNION (12-5-60) | 82 |
| 3. NORTHEAST LOUISIANA (1-27-62) | 76 |
| 4. MISSISSIPPI VALLEY ST. (11-21-00) | 75 |
| 5. Cincinnati (11-30-79) | 71 |
| SOUTHWESTERN LA. (12-4-61) | 71 |
| 7. SOUTHWESTERN (12-7-57) | 70 |
| 8. TULANE (2-4-63) | 68 |
| DELTA STATE (1-3-61) | 68 |
| SOUTHEASTERN LA. (12-3-60) | 68 |
| 11. BIRMINGHAM-SOUTHERN (12-7-77) | 67 |
| Louisiana College (12-10-60) | 67 |
| 13. Northwestern State (11-21-98) | 66 |
| NORTHEAST MISSOURI ST. (12-9-76) | 66 |
| at Virginia Tech (12-19-64) | 66 |
| 16. at LSU (2-23-63) | 65 |
| GEORGIA TECH (1-14-63) | 65 |

FIELD GOALS MADE

| Opponent (Date) | FGM |
|---------------------------------|-----|
| 1. SOUTHEASTERN LA. (1-27-64) | 50 |
| 2. Louisiana College (12-10-60) | 49 |
| MISSISSIPPI COLLEGE (1-8-51) | 49 |
| 4. CHICAGO STATE (12-4-75) | 48 |
| CHRISTIAN BROTHERS (12-19-62) | 48 |
| 6. TROY STATE (12-5-95) | 47 |
| VANDERBILT (12-6-79) | 47 |
| SAMFORD (12-5-73) | 47 |
| at Delta State (1-29-62) | 47 |
| 10. FLORIDA (2-3-75) | 46 |
| UNION (12-4-58) | 46 |
| 12. Louisiana-Monroe (12-15-01) | 45 |
| NICHOLLS STATE (11-17-01) | 45 |
| TROY STATE (11-30-93) | 45 |
| OLE MISS (1-27-75) | 45 |
| HOWARD COLLEGE (12-5-57) | 45 |
| HOWARD COLLEGE (12-3-56) | 45 |
| HOWARD COLLEGE (12-2-55) | 45 |

FIELD GOALS ATTEMPTED

| Opponent (Date) | FGA |
|-----------------------------|-----|
| 1. HOWARD COLLEGE (12-2-55) | 115 |
| 2. UNION (12-5-60) | 112 |

| | |
|----------------------------------|-----|
| 3. LOUISIANA COLLEGE (12-11-61) | 107 |
| 4. SOUTHEASTERN LA. (1-27-64) | 105 |
| 5. at Virginia Tech (12-19-64) | 103 |
| 6. SOUTHWESTERN (12-12-55) | 101 |
| at Tennessee (2-23-52) | 101 |
| 8. TENNESSEE (1-5-53) | 99 |
| 9. DELTA STATE (12-9-61) | 98 |
| 10. LOUISIANA COLLEGE (12-12-59) | 97 |
| 11. at Ole Miss (2-17-73) | 96 |
| CHRISTIAN BROTHERS (12-19-62) | 96 |
| 13. at Delta State (1-29-62) | 95 |
| 14. TULANE (2-4-63) | 94 |
| 15. at Kentucky (2-12-73) | 93 |
| 16. GEORGIA (2-20-56) | 92 |

3-POINT FIELD GOALS MADE

| Opponent (Date) | FGM |
|----------------------------------|-----|
| 1. TROY (12-10-11) | 16 |
| ARKANSAS (2-7-09) | 16 |
| ST. BONAVENTURE (12-5-09) | 16 |
| 4. North Carolina A&T (12-12-10) | 15 |
| 5. at Kentucky (2-3-09) | 14 |
| WESTERN KENTUCKY (1-5-09) | 14 |
| SANTA CLARA (12-3-05) | 14 |
| AUBURN (3-2-04) | 14 |
| ALABAMA (3-4-00) | 14 |
| OLD DOMINION (12-19-96) | 14 |
| CENTENARY (12-22-09) | 14 |
| 12. LSU (2-3-07) | 13 |
| NICHOLLS STATE (11-21-04) | 13 |
| SOUTH CAROLINA (3-3-01) | 13 |
| CENTENARY (12-11-99) | 13 |
| at Tennessee (1-16-93) | 13 |

3-POINT FIELD GOALS ATT.

| Opponent (Date) | FGA |
|-----------------------------------|-----|
| 1. KENTUCKY (2-16-10) | 35 |
| at Alabama (2-21-09) | 35 |
| NICHOLLS STATE (11-21-04) | 35 |
| 4. AUBURN (2-13-10) | 34 |
| at Vanderbilt (2-3-10) | 34 |
| at Auburn (2-14-09) | 34 |
| AUBURN (2-11-95) | 34 |
| 8. at Auburn (3-3-10) | 33 |
| MISSISSIPPI VALLEY ST. (12-28-09) | 33 |
| TROY (12-10-05) | 33 |
| 11. TENNESSEE (3-6-10) | 32 |
| UCLA (3-23-95) | 32 |
| 13. UMASS (3-13-12) | 31 |
| TROY (12-10-11) | 31 |
| GEORGIA (1-16-10) | 31 |
| at Auburn (3-1-95) | 31 |
| 17. North Carolina A&T (12-12-10) | 30 |
| at Tennessee (2-25-09) | 30 |
| AUBURN (2-28-09) | 30 |
| FLORIDA STATE (3-20-07) | 30 |
| ALABAMA (3-4-07) | 30 |
| at Alabama (2-7-07) | 30 |
| AUBURN (3-2-04) | 30 |
| LSU (1-24-01) | 30 |
| Miami, FL (12-28-90) | 30 |
| at South Alabama (12-15-07) | 30 |



Jarvis Varnado finished his MSU career with an NCAA record 564 blocked shots.



MSU TEAM SUPERLATIVES

FREE THROWS MADE

| Opponent (Date) | FTM |
|-------------------------------------|-----|
| 1. LSU (2-11-09)..... | 41 |
| 2. AUBURN (2-19-73)..... | 40 |
| 3. SOUTHEASTERN LA. (12-1-88)..... | 39 |
| at Arkansas (12-13-52)..... | 39 |
| 5. Old Dominion (1-1-97)..... | 36 |
| DELTA STATE (1-1-63)..... | 36 |
| 7. Hawaii (1-3-73)..... | 35 |
| NORTHEAST LOUISIANA (1-27-62)..... | 35 |
| FLORIDA (2-15-60)..... | 35 |
| GEORGIA TECH (1-10-59)..... | 35 |
| at Memphis State (1-27-56)..... | 35 |
| 12. at Missouri (12-7-74)..... | 34 |
| George Washington (12-28-63)..... | 34 |
| at Vanderbilt (1-13-62)..... | 34 |
| at Florida (2-16-57)..... | 34 |
| 16. FLORIDA A&M (12-17-13)..... | 33 |
| ARKANSAS STATE (12-8-01)..... | 33 |
| Louisiana-Lafayette (12-28-00)..... | 33 |
| OLE MISS (1-11-79)..... | 33 |
| at Tennessee (2-10-62)..... | 33 |
| 21. ARKANSAS (2-27-02)..... | 32 |
| OLE MISS (1-27-01)..... | 32 |
| AUBURN (1-3-93)..... | 32 |
| SOUTHERN MISSISSIPPI (12-2-76)..... | 32 |
| at Georgia (1-29-73)..... | 32 |
| VANDERBILT (1-14-61)..... | 32 |
| SPRING HILL (12-13-60)..... | 32 |

FREE THROWS ATTEMPTED

| Opponent (Date) | FTA |
|---|-----|
| 1. at Arkansas (12-13-52)..... | 58 |
| 2. SOUTHEASTERN LA. (12-1-88)..... | 56 |
| 3. LSU (2-11-09)..... | 52 |
| 4. Tennessee (3-10-94)..... | 51 |
| 5. OLE MISS (2-12-94)..... | 50 |
| 6. at Memphis State (1-27-56)..... | 49 |
| 7. ARKANSAS-LITTLE ROCK (11-21-01)..... | 48 |
| AUBURN (2-19-73)..... | 48 |
| at LSU (1-30-60)..... | 48 |
| 10. NORTHWESTERN STATE (11-29-97)..... | 47 |
| Old Dominion (1-1-97)..... | 47 |
| at Vanderbilt (1-13-62)..... | 47 |
| 13. OLE MISS (1-11-79)..... | 46 |
| SOUTHERN MISSISSIPPI (12-2-76)..... | 46 |
| at Georgia (2-20-61)..... | 46 |
| 16. FLORIDA A&M (12-17-13)..... | 45 |
| ARKANSAS (2-27-02)..... | 45 |
| OLE MISS (1-14-95)..... | 45 |
| at LSU (2-22-57)..... | 45 |
| at Florida (2-16-57)..... | 45 |
| 21. TENNESSEE (1-7-15)..... | 44 |
| ARKANSAS STATE (12-8-01)..... | 44 |
| OLE MISS (1-27-01)..... | 44 |
| AUBURN-MONTGOMERY (11-27-81)..... | 44 |
| Hawaii (1-3-73)..... | 44 |
| George Washington (12-28-63)..... | 44 |
| at LSU (2-3-62)..... | 44 |
| GEORGIA TECH (1-10-59)..... | 44 |
| KENTUCKY (2-11-57)..... | 44 |
| UNION (11-30-56)..... | 44 |
| at LSU (2-4-56)..... | 44 |

ASSISTS

| Opponent (Date) | Ast |
|---------------------------------------|-----|
| 1. CHICAGO STATE (12-4-75)..... | 34 |
| 2. TROY STATE (11-30-93)..... | 32 |
| Cincinnati (11-30-79)..... | 32 |
| NORTHEAST MISSOURI ST. (12-9-76)..... | 32 |
| 5. Louisiana-Monroe (12-15-01)..... | 31 |
| TROY STATE (12-5-95)..... | 31 |
| 7. TROY (12-10-11)..... | 30 |
| ALCORN STATE (12-18-90)..... | 30 |
| LSU (2-15-75)..... | 30 |
| SAMFORD (12-5-73)..... | 30 |
| 11. FLORIDA TECH (2-8-94)..... | 28 |
| TENNESSEE TECH (11-26-90)..... | 28 |
| MISSOURI WESTERN (1-27-76)..... | 28 |
| LSU (1-19-76)..... | 28 |

BLOCKED SHOTS

| Opponent (Date) | BS |
|--|----|
| 1. GEORGIA (1-12-08)..... | 16 |
| 2. FAIRLEIGH DICKINSON (11-22-08)..... | 15 |
| CENTENARY (11-15-09)..... | 15 |
| New Orleans (12-21-06)..... | 15 |
| KENTUCKY (1-15-08)..... | 15 |
| 6. TEXAS-PAN AMERICAN (11-24-09)..... | 14 |
| NE MISSOURI ST. (12-9-76)..... | 14 |
| 8. ARKANSAS (1-14-10)..... | 13 |
| WRIGHT STATE (12-16-09)..... | 13 |
| at Kentucky (2-3-09)..... | 13 |
| NORTH ALABAMA (11-19-08)..... | 13 |
| 12. Troy (11-26-10)..... | 12 |
| ALABAMA (2-24-10)..... | 12 |
| MISSISSIPPI VALLEY ST. (12-28-09)..... | 12 |
| LOUISIANA-MONROE (11-17-08)..... | 12 |
| Loyola Marymount (12-19-07)..... | 12 |
| Miami [FL] (12-13-07)..... | 12 |
| ALABAMA (3-4-07)..... | 12 |
| FLORIDA (2-1-05)..... | 12 |
| Northwestern State (11-21-98)..... | 12 |
| BRIGHTAM YOUNG (12-2-95)..... | 12 |
| MISSOURI-KANSAS CITY (2-2-94)..... | 12 |

STEALS

| Opponent (Date) | Stl |
|--------------------------------------|-----|
| 1. SAMFORD (12-29-75)..... | 27 |
| SOUTHWESTERN LA. (12-6-75)..... | 27 |
| 3. NICHOLLS STATE (11-17-01)..... | 20 |
| 4. SOUTHEASTERN LA. (12-1-88)..... | 19 |
| SOUTHERN MISSISSIPPI (12-11-84)..... | 19 |
| 6. Prairie View A&M (11-29-91)..... | 18 |
| TENNESSEE-MARTIN (11-27-91)..... | 18 |



MSU TEAM SEASON HIGHS



| GAMES PLAYED | |
|--------------|----------------|
| GP | Season |
| 1. | 36.....2009-10 |
| | 36.....2008-09 |
| 3. | 35.....2006-07 |
| | 35.....2001-02 |
| 5. | 34.....2007-08 |
| | 34.....2004-05 |
| | 34.....1995-96 |
| 8. | 33.....2013-14 |
| | 33.....2011-12 |
| | 33.....1998-99 |
| 10. | 32.....2012-13 |
| | 32.....2014-15 |

| WINS | |
|------|----------------|
| W | Season |
| 1. | 27.....2001-02 |
| | 26.....2003-04 |
| | 26.....1995-96 |
| 4. | 24.....2009-10 |
| | 24.....1961-62 |
| | 24.....1958-59 |
| 7. | 23.....2008-09 |
| | 23.....2007-08 |
| | 23.....2004-05 |
| 10. | 22.....1994-95 |
| | 22.....1962-63 |
| 12. | 21.....2011-12 |
| | 21.....2006-07 |
| | 21.....2002-03 |
| 15. | 20.....1998-99 |
| | 20.....1990-91 |
| | 20.....1957-58 |

| SEC WINS | |
|----------|----------------|
| W | Season |
| 1. | 14.....2003-04 |
| | 13.....1990-91 |
| | 13.....1977-78 |
| | 13.....1961-62 |
| | 13.....1958-59 |
| | 13.....1942-43 |
| 7. | 12.....2007-08 |
| | 12.....1994-95 |
| | 12.....1962-63 |
| 10. | 11.....1978-79 |
| | 11.....1960-61 |
| 12. | 10.....2001-02 |
| | 10.....1995-96 |
| | 10.....1965-66 |

| LOSSES | |
|--------|----------------|
| L | Season |
| 1. | 22.....2012-13 |
| | 22.....1985-86 |
| 3. | 21.....1986-87 |
| | 19.....2014-15 |
| | 19.....2013-14 |
| | 19.....1983-84 |
| | 19.....1981-82 |
| | 19.....1980-81 |
| 8. | 18.....1996-97 |
| | 18.....1969-70 |
| 10. | 17.....1974-75 |
| | 17.....1968-69 |
| | 17.....1967-68 |
| | 17.....1963-64 |
| | 17.....1954-55 |

| SEC LOSSES | |
|------------|----------------|
| L | Season |
| 1. | 15.....2013-14 |
| | 15.....1986-87 |
| | 15.....1985-86 |
| | 15.....1980-81 |
| | 15.....1969-70 |
| 5. | 14.....2012-13 |
| | 14.....1983-84 |
| | 14.....1981-82 |
| | 14.....1972-73 |
| 8. | 13.....1974-75 |
| | 13.....1967-68 |
| | 13.....1945-46 |

| WINNING PERCENTAGE | |
|--------------------|----------------------------|
| Pct (W-L) | Season |
| 1. | .960 (24-1).....1961-62 |
| | .960 (24-1).....1958-59 |
| 3. | .867 (26-4).....2003-04 |
| | 4. .800 (20-5).....1957-58 |
| | 5. .786 (22-6).....1962-63 |
| | 6. .771 (27-8).....2001-02 |
| | 7. .765 (26-8).....1995-96 |
| | 8. .760 (19-6).....1960-61 |
| | 9. .733 (22-8).....1994-95 |
| 10. | .708 (17-7).....1926-27 |

| SEC WINNING PERCENTAGE | |
|------------------------|----------------------------|
| Pct (W-L) | Season |
| 1. | .929 (13-1).....1961-62 |
| | .929 (13-1).....1958-59 |
| 3. | .875 (14-2).....2003-04 |
| | 4. .857 (12-2).....1962-63 |
| | 5. .786 (11-3).....1960-61 |
| | 6. .750 (12-4).....2007-08 |
| | 6. .750 (12-4).....1994-95 |
| | 8. .722 (13-5).....1990-91 |
| | 7. .722 (13-5).....1977-78 |
| 10. | .650 (13-7).....1942-43 |
| | 11. .643 (9-5).....1957-58 |
| | .643 (9-5).....1956-57 |
| | .643 (9-5).....1935-36 |

| POINTS SCORED | |
|---------------|----------------------|
| Pts | Season |
| 1. | 2692.....2006-07 |
| | 2. 2677.....2008-09 |
| | 3. 2622.....2009-10 |
| | 4. 2582.....2001-02 |
| | 5. 2489.....2007-08 |
| | 6. 2484.....1995-96 |
| | 7. 2466.....2004-05 |
| | 8. 2377.....2011-12 |
| | 8. 2342.....1990-91 |
| | 9. 2323.....2000-01 |
| | 10. 2318.....2003-04 |
| | 2318.....1989-90 |
| 12. | 2279.....1998-99 |

| SCORING AVERAGE | |
|-----------------|---------------------|
| Avg | Season |
| 1. | 84.8.....1956-57 |
| | 2. 81.0.....1974-75 |
| | 3. 80.8.....1990-91 |
| | 4. 80.1.....1976-77 |
| | 5. 77.9.....1973-74 |
| | 6. 77.7.....1972-73 |
| | 7. 77.3.....1975-76 |
| | 77.3.....2003-04 |
| | 77.3.....1989-90 |
| 10. | 77.0.....1960-61 |

| FIELD GOALS MADE | |
|------------------|--------------------|
| FGM | Season |
| 1. | 951.....2006-07 |
| | 2. 943.....2001-02 |
| | 3. 897.....2009-10 |
| | 4. 892.....1978-79 |
| | 5. 890.....2008-09 |
| | 6. 885.....2007-08 |
| | 7. 881.....1995-96 |
| | 8. 870.....2004-05 |
| | 870.....1974-75 |
| 10. | 859.....1990-91 |

| FIELD GOALS ATTEMPTED | |
|-----------------------|---------------------|
| FGA | Season |
| 1. | 2071.....2006-07 |
| | 2. 2065.....2009-10 |
| | 3. 2058.....2008-09 |
| | 4. 1965.....2001-02 |
| | 1965.....1955-56 |
| | 6. 1958.....2004-05 |
| | 7. 1922.....2007-08 |
| | 8. 1898.....1998-99 |
| | 9. 1890.....2000-01 |
| 10. | 1883.....1976-77 |

| FIELD GOAL PERCENTAGE | |
|-----------------------|---------------------|
| Pct | Season |
| 1. | .513.....1978-79 |
| | 2. .512.....1984-85 |
| | 3. .508.....1982-83 |
| | 4. .500.....1981-82 |
| | 5. .494.....1988-89 |
| | 6. .486.....1973-74 |
| | 7. .483.....1977-78 |
| | 8. .482.....1991-92 |
| | 9. .481.....1975-76 |
| 10. | .480.....1990-91 |
| | .480.....2001-02 |

| 3-POINT FIELD GOALS MADE | |
|--------------------------|--------------------|
| FGM | Season |
| 1. | 329.....2009-10 |
| | 2. 296.....2008-09 |
| | 3. 275.....2006-07 |
| | 4. 246.....2010-11 |
| | 5. 240.....1994-95 |
| | 6. 235.....2007-08 |
| | 7. 233.....2011-12 |
| | 8. 214.....1995-96 |
| | 9. 200.....1999-00 |

| 3-POINT FIELD GOALS ATT. | |
|--------------------------|--------------------|
| FGA | Season |
| 1. | 918.....2009-10 |
| | 2. 819.....2008-09 |
| | 3. 775.....2006-07 |
| | 4. 703.....2007-08 |
| | 5. 680.....2010-11 |
| | 6. 653.....2011-12 |
| | 6. 643.....1994-95 |
| | 7. 596.....1998-99 |
| | 8. 593.....1999-00 |

| 3-POINT FIELD GOAL PCT. | |
|-------------------------|---------------------|
| Pct | Season |
| 1. | .384.....1995-96 |
| | 2. .375.....1992-93 |
| | 3. .373.....1994-95 |
| | 4. .370.....1991-92 |
| | 5. .365.....1987-88 |



MSU TEAM SEASON HIGHS

FREE THROWS MADE

| FTM | Season |
|--------------|---------|
| 1. 603..... | 1956-57 |
| 2. 601..... | 2008-09 |
| 3. 534..... | 1960-61 |
| 4. 532..... | 1958-59 |
| 5. 527..... | 2004-05 |
| 6. 521..... | 1989-90 |
| 7. 518..... | 1962-63 |
| 8. 515..... | 2006-07 |
| 9. 510..... | 2013-14 |
| 10. 508..... | 1995-96 |

FREE THROWS ATTEMPTED

| FTA | Season |
|--------------|---------|
| 1. 882..... | 1956-57 |
| 2. 847..... | 2008-09 |
| 3. 792..... | 2004-05 |
| 4. 774..... | 2006-07 |
| 5. 772..... | 2001-02 |
| 6. 771..... | 1993-94 |
| 7. 769..... | 2013-14 |
| 8. 749..... | 1960-61 |
| 9. 749..... | 2007-08 |
| 10. 730..... | 1971-72 |

FREE THROW PERCENTAGE

| Pct | Season |
|--------------|---------|
| 1. .769..... | 1967-68 |
| 2. .760..... | 1958-59 |
| 3. .757..... | 1973-74 |
| 4. .750..... | 1961-62 |
| 5. .734..... | 1957-58 |
| 6. .730..... | 1970-71 |
| 7. .724..... | 1972-73 |
| 8. .723..... | 2010-11 |
| 7.23..... | 1983-84 |
| .723..... | 1964-65 |

REBOUNDS

| Rebs | Season |
|---------------|---------|
| 1. 1406..... | 2009-10 |
| 2. 1389..... | 2004-05 |
| 3. 1385..... | 2007-08 |
| 1385..... | 2008-09 |
| 5. 1364..... | 2006-07 |
| 6. 1359..... | 2001-02 |
| 7. 1332..... | 1998-99 |
| 1332..... | 1962-63 |
| 9. 1325..... | 1995-96 |
| 10. 1277..... | 2000-01 |

REBOUNDING AVERAGE

| Avg | Season |
|---------------|---------|
| 1. 50.5..... | 1956-57 |
| 2. 49.0..... | 1961-62 |
| 3. 47.6..... | 1962-63 |
| 4. 46.8..... | 1965-66 |
| 5. 46.2..... | 1960-61 |
| 6. 46.2..... | 1955-56 |
| 7. 45.9..... | 1976-77 |
| 8. 43.3..... | 1967-68 |
| 9. 43.0..... | 1957-58 |
| 10. 42.7..... | 1974-75 |

OFFENSIVE REBOUNDS

| OR | Season |
|--------------|---------|
| 1. 496..... | 2000-01 |
| 2. 492..... | 2004-05 |
| 3. 456..... | 2001-02 |
| 4. 444..... | 2003-04 |
| 5. 443..... | 2006-07 |
| 6. 411..... | 1998-99 |
| 7. 410..... | 2007-08 |
| 8. 408..... | 2008-09 |
| 9. 402..... | 2005-06 |
| 10. 395..... | 2009-10 |

DEFENSIVE REBOUNDS

| DR | Season |
|--------------|---------|
| 1. 1011..... | 2009-10 |
| 2. 977..... | 2008-09 |
| 3. 975..... | 2007-08 |
| 4. 921..... | 2006-07 |
| 5. 903..... | 2001-02 |
| 6. 897..... | 2004-05 |
| 7. 849..... | 2011-12 |
| 8. 845..... | 1995-96 |
| 9. 820..... | 1998-99 |
| 10. 813..... | 2010-11 |

ASSISTS

| Ast | Season |
|--------------|---------|
| 1. 566..... | 2001-02 |
| 2. 520..... | 1995-96 |
| 3. 513..... | 1990-91 |
| 4. 512..... | 2006-07 |
| 5. 483..... | 1992-93 |
| 483..... | 1975-76 |
| 7. 477..... | 1976-77 |
| 8. 475..... | 2004-05 |
| 9. 469..... | 1994-95 |
| 10. 468..... | 1991-92 |

BLOCKED SHOTS

| BS | Season |
|--------------|---------|
| 1. 271..... | 2009-10 |
| 271..... | 2008-09 |
| 3. 267..... | 2007-08 |
| 4. 222..... | 2006-07 |
| 5. 175..... | 1995-96 |
| 6. 151..... | 1976-77 |
| 7. 144..... | 1993-94 |
| 8. 141..... | 1994-95 |
| 9. 136..... | 2005-06 |
| 10. 132..... | 2003-04 |

STEALS

| Stl | Season |
|--------------|---------|
| 1. 294..... | 2001-02 |
| 2. 280..... | 2003-04 |
| 3. 268..... | 2002-03 |
| 4. 257..... | 2012-13 |
| 5. 255..... | 2013-14 |
| 255..... | 1991-92 |
| 7. 250..... | 2008-09 |
| 8. 245..... | 2006-07 |
| 9. 239..... | 1992-93 |
| 10. 237..... | 1975-76 |

DUNKS

| D | Season |
|-------------|---------|
| 1. 145..... | 2007-08 |
| 2. 134..... | 2011-12 |
| 3. 116..... | 2002-03 |
| 4. 113..... | 1995-96 |
| 5. 110..... | 2006-07 |
| 6. 105..... | 2008-09 |
| 7. 103..... | 1993-94 |
| 8. 98..... | 2003-04 |
| 9. 96..... | 2005-06 |
| 96..... | 2001-02 |

TURNOVERS

| TO | Season |
|-------------|---------|
| 1. 583..... | 2001-02 |
| 583..... | 1995-96 |
| 3. 545..... | 2012-13 |
| 4. 541..... | 1991-92 |
| 5. 536..... | 1998-99 |
| 536..... | 1993-94 |
| 7. 525..... | 1996-97 |
| 8. 520..... | 2005-06 |
| 9. 518..... | 1975-76 |
| 518..... | 2008-09 |

PERSONAL FOULS

| PF | Season |
|--------------|---------|
| 1. 621..... | 2001-02 |
| 2. 610..... | 1976-77 |
| 3. 606..... | 2014-15 |
| 4. 605..... | 2000-01 |
| 5. 604..... | 2008-09 |
| 6. 602..... | 1998-99 |
| 7. 601..... | 2006-07 |
| 8. 600..... | 1993-94 |
| 9. 598..... | 1980-81 |
| 10. 591..... | 1989-90 |



Barry Stewart and his 2010 teammates combined for 2,622 points, third-most in school history.

MSU STATISTICAL TRENDS



| Year (Record) | GP | FG-A | PCT | 3FG-A | PCT | FT-A | PCT | REB-AVG | PF | A | I | B | S | Pts-Avg |
|----------------------------|----|------------|------|-------|-----|---------|------|------------|-------|-----|-----|-----|-----|------------|
| 1956-57 MSU (17-8) OPP | 25 | 759-1774 | .428 | | | 603-882 | .684 | 1263-50.5 | 527 | | | | | 2121-84.8 |
| | 25 | 641-1881 | .341 | | | 643-897 | .717 | 1063-42.5 | 533 | | | | | 1924-77.0 |
| 1957-58 MSU (20-5) OPP | 25 | 674-1628 | .414 | | | 495-674 | .734 | 1076-43.0 | 464 | | | | | 1843-73.7 |
| | 25 | 584-1687 | .346 | | | 402-624 | .644 | 870-34.8 | 477 | | | | | 1568-62.7 |
| 1958-59 MSU (24-1) OPP | 25 | 663-1453 | .456 | | | 532-700 | .760 | 1012-40.5# | 422 | | | | | 1858-74.3 |
| | 25 | 544-1491 | .365 | | | 393-577 | .681 | 707-28.3 | 495 | | | | | 1478-59.1 |
| 1959-60 MSU (12-13) OPP | 25 | 622-1516 | .410 | | | 430-620 | .694 | 971-38.8 | 453 | | | | | 1673-66.9 |
| | 25 | 609-1508 | .404 | | | 441-611 | .722 | 953-38.1 | 446 | | | | | 1659-66.4 |
| 1960-61 MSU (19-6) OPP | 25 | 696-1574 | .442 | | | 534-749 | .713 | 1156-46.2 | 515 | | | | | 1925-77.0* |
| | 25 | 572-1474 | .388 | | | 493-685 | .720 | 948-37.9 | 492 | | | | | 1636-65.4 |
| 1961-62 MSU (24-1) OPP | 25 | 711-1682 | .423 | | | 498-664 | .750 | 1225-49.0 | 432 | | | | | 1920-76.8 |
| | 25 | 588-1634 | .360 | | | 366-526 | .696 | 958-38.3 | 488 | | | | | 1537-61.5 |
| 1962-63 MSU (22-6) OPP | 28 | 793-1772 | .448 | | | 518-729 | .711 | 1332-47.6 | 533 | | | | | 2104-75.1 |
| | 28 | 678-1696 | .400 | | | 519-780 | .665 | 1136-40.6 | 547 | | | | | 1875-67.0 |
| 1963-64 MSU (9-17) OPP | 26 | 720-1725 | .417 | | | 373-520 | .717 | 1045-40.2 | 467 | | | | | 1813-69.7 |
| | 26 | 705-1637 | .431 | | | 447-623 | .717 | 1216-46.8 | 421 | | | | | 1857-71.4 |
| 1964-65 MSU (10-16) OPP | 26 | 733-1714 | .428 | | | 438-606 | .723 | 1034-39.8 | 499 | | | | | 1904-73.2 |
| | 26 | 783-1728 | .453 | | | 460-642 | .717 | 1104-42.5 | 466 | | | | | 2026-77.9 |
| 1965-66 MSU (14-11) OPP | 25 | 739-1687 | .438 | | | 388-544 | .713 | 1170-46.8 | 467 | | | | | 1866-74.6 |
| | 25 | 713-1654 | .431 | | | 402-550 | .731 | 1028-41.1 | 446 | | | | | 1828-73.1 |
| 1966-67 MSU (14-11) OPP | 25 | 667-1496 | .446 | | | 435-618 | .704 | 1048-41.9 | 465 | | | | | 1769-70.8 |
| | 25 | 646-1463 | .442 | | | 430-584 | .736 | 971-38.8 | 470 | | | | | 1722-68.9 |
| 1967-68 MSU (9-17) OPP | 26 | 676-1635 | .413 | | | 496-645 | .769 | 1127-43.3 | 493 | | | | | 1848-71.1 |
| | 26 | 769-1776 | .433 | | | 446-618 | .722 | 1160-44.6 | 495 | | | | | 1984-76.3 |
| 1968-69 MSU (8-17) OPP | 25 | 668-1651 | .405 | | | 409-569 | .719 | 957-38.3 | 464 | | | | | 1745-69.8 |
| | 25 | 777-1656 | .469 | | | 440-605 | .727 | 1213-48.5 | 445 | | | | | 1994-79.8 |
| 1969-70 MSU (6-18) OPP | 24 | 695-1693 | .411 | | | 379-527 | .719 | 1023-42.6 | 443 | 310 | | | | 1769-73.7 |
| | 24 | 753-1675 | .450 | | | 417-580 | .719 | 1198-49.9 | 410 | 306 | | | | 1923-80.1 |
| 1970-71 MSU (15-10) OPP | 25 | 668-1479 | .452 | | | 474-649 | .730 | 877-35.1 | 487 | 335 | | | | 1810-72.4 |
| | 25 | 675-1426 | .473 | | | 450-614 | .733 | 994-39.8 | 505 | 278 | | | | 1800-72.0 |
| 1971-72 MSU (13-13) OPP | 26 | 712-1670 | .426 | | | 480-730 | .658 | 1087-41.8 | 565 | 294 | | | | 1904-73.2 |
| | 26 | 694-1528 | .454 | | | 559-801 | .698 | 1152-44.3 | 558 | 333 | | | | 1947-74.9 |
| 1972-73 MSU (11-15) OPP | 26 | 812-1813 | .448 | | | 397-548 | .724 | 1030-39.6 | 545 | 389 | | | | 2021-77.7 |
| | 26 | 829-1780 | .466 | | | 411-539 | .763 | 1118-43.0 | 575 | 476 | | | | 2069-79.6 |
| 1973-74 MSU (16-10) OPP | 26 | 825-1698 | .486 | | | 374-494 | .757 | 1047-40.3 | 555 | 411 | | | | 2024-77.8 |
| | 26 | 796-1710 | .465 | | | 374-540 | .693 | 1016-39.1 | 538 | 372 | | | | 1932-74.3 |
| 1974-75 MSU (9-17) OPP | 26 | 870-1859 | .468 | | | 366-538 | .680 | 1110-42.7 | 575 | 404 | 501 | 42 | 146 | 2106-81.0 |
| | 26 | 911-1852 | .492 | | | 417-584 | .714 | 1079-41.5 | 560 | 436 | 433 | 74 | 148 | 2239-86.1 |
| 1975-76 MSU (13-13) OPP | 26 | 828-1720 | .481 | | | 353-531 | .665 | 1050-40.4 | 524 | 483 | 518 | 121 | 237 | 2009-77.3 |
| | 26 | 795-1675 | .475 | | | 360-520 | .692 | 971-37.3 | 542 | 478 | 516 | 109 | 202 | 1950-75.0 |
| 1976-77 MSU (14-13) OPP | 27 | 854-1883 | .454 | | | 454-657 | .691 | 1240-45.9* | 610 | 477 | 509 | 151 | 204 | 2162-80.1 |
| | 27 | 782-1776 * | .440 | | | 449-658 | .682 | 1097-40.6 | 622 | 460 | 533 | 72 | 214 | 2013-74.6 |
| 1977-78 MSU (18-9) OPP | 27 | 768-1590 | .483 | | | 379-582 | .651 | 1036-38.4 | 496 | 417 | 467 | 108 | 222 | 1915-70.9 |
| | 27 | 728-1575 | .462 | | | 357-488 | .732 | 892-33.0 | 570 | 398 | 417 | 102 | 195 | 1813-67.1* |
| 1978-79 MSU (19-9) OPP | 28 | 892-1739 | .513 | | | 359-546 | .658 | 1063-38.0 | 542 | 437 | 423 | 101 | 187 | 2143-76.5 |
| | 28 | 806-1716 | .470 | | | 348-490 | .710 | 924-33.0 | 567 | 432 | 439 | 70 | 162 | 1960-70.0 |
| 1979-80 MSU (13-14) OPP | 27 | 827-1779 | .465 | | | 355-516 | .688 | 1134-42.0* | 547 | 394 | 420 | 109 | 168 | 2009-74.4 |
| | 27 | 820-1766 | .464 | | | 390-554 | .704 | 1004-37.2 | 500 | 459 | 361 | 70 | 176 | 2030-75.2 |
| 1980-81 MSU (8-19) OPP | 27 | 726-1532 | .474 | | | 342-534 | .640 | 1008-37.3 | 598 | 350 | 426 | 74 | 124 | 1794-66.4 |
| | 27 | 731-1496 | .489 | | | 438-654 | .670 | 876-32.4 | 540 | 384 | 347 | 39 | 173 | 1900-70.4 |
| 1981-82 MSU (8-19) OPP | 27 | 539-1077 | .500 | | | 259-403 | .643 | 581-21.5 | 484 | 322 | 407 | 51 | 179 | 1337-49.5 |
| | 27 | 599-1138 | .526 | | | 354-499 | .709 | 708-26.2 | 484 | 333 | 361 | 50 | 199 | 1552-57.5 |
| 1982-83 MSU (17-12) OPP | 29 | 791-1558 | .508 | | | 419-589 | .711 | 893-30.8 | 561 | 415 | 431 | 94 | 221 | 2001-69.0 |
| | 29 | 743-1502 | .495 | | | 372-551 | .675 | 884-30.5 | 578 | 393 | 467 | 65 | 169 | 1858-64.1 |
| 1983-84 MSU (9-19) OPP | 28 | 627-1327 | .472 | | | 332-459 | .723 | 750-26.8 | 511 | 370 | 397 | 43 | 186 | 1586-56.6 |
| | 28 | 662-1331 | .497 | | | 355-503 | .706 | 708-28.1 | * 475 | 368 | 388 | 55 | 194 | 1679-60.0 |
| 1984-85 MSU (13-15) OPP | 28 | 755-1476 | .512 | | | 298-444 | .671 | 787-28.1 | 521 | 453 | 376 | 60 | 218 | 1808-64.6 |
| | 28 | 724-1431 | .506 | | | 344-498 | .691 | 843-30.1* | 472 | 365 | 391 | 57 | 209 | 1792-64.0 |



MSU STATISTICAL TRENDS

| Season (Record) | G | FG-A | PCT | 3FG-A | PCT | FT-A | PCT | REB-AVG | P | A | TO | B | S | Pts-Avg |
|---------------------|----|----------|-------|----------|-------|---------|-------|------------|-----|-----|------|------|------|------------|
| 1985-86 MSU (8-22) | 30 | 757-1608 | .471 | | | 304-443 | .686 | 881-29.4 | 520 | 441 | 441 | 53 | 187 | 1818-60.6 |
| OPP | 30 | 817-1590 | .514 | | | 364-506 | .719 | 910-30.3 | 477 | 458 | 401 | 62 | 219 | 1998-66.6 |
| 1986-87 MSU (7-21) | 28 | 652-1553 | .420 | 58-211 | .275 | 250-370 | .676 | 914-32.6 | 469 | 360 | 391 | 23 | 142 | 1612-57.6 |
| OPP | 28 | 722-1467 | .492 | 106-233 | .455 | 283-427 | *.663 | 924-33.0 | 376 | 313 | 347 | 85 | 176 | 1834-65.5* |
| 1987-88 MSU (14-15) | 29 | 694-1587 | .437 | 100-274 | .365 | 320-482 | .664 | 981-33.8 | 540 | 329 | 492 | 86 | 195 | 1808-62.4 |
| OPP | 29 | 694-1585 | .438 | 89-283 * | .315 | 408-578 | .706 | 1009-34.8 | 491 | 331 | 460 | 71 | 244 | 1885-65.0* |
| 1988-89 MSU (13-15) | 28 | 787-1593 | .494 | 88-270 | .326 | 406-591 | .687 | 967-34.5 | 566 | 401 | 390 | 71 | 183 | 2068-73.9 |
| OPP | 28 | 753-1607 | .469 | 119-328 | .363 | 465-649 | .717 | 944-33.7 | 552 | 402 | 363 | 67 | 188 | 2090-74.6 |
| 1989-90 MSU (16-14) | 30 | 825-1756 | .470 | 147-419 | .351 | 521-727 | .717 | 1122-37.4 | 591 | 432 | 440 | 86 | 195 | 2318-77.3 |
| OPP | 30 | 809-1794 | .451 | 150-390 | .385 | 475-677 | .702 | 1064-35.5 | 618 | 418 | 420 | 73 | 185 | 2243-74.8 |
| 1990-91 MSU (20-9) | 29 | 859-1789 | .480 | 133-395 | .337 | 491-704 | .697 | 1104-38.1 | 582 | 513 | 461 | 71 | 233 | 2342-80.8 |
| OPP | 29 | 808-1801 | .449 | 156-432 | .361 | 401-647 | *.620 | 1081-37.3 | 605 | 436 | 504 | 89 | 228 | 2173-74.9 |
| 1991-92 MSU (15-13) | 28 | 817-1695 | .482 | 114-308 | .370 | 407-648 | .628 | 1091-39.0 | 549 | 468 | 541 | 77 | 255 | 2155-77.0 |
| OPP | 28 | 772-1729 | .447 | 133-423 | .314 | 434-649 | .669 | 1003-35.8 | 555 | 434 | 488 | 81 | 265 | 2111-75.4 |
| 1992-93 MSU (13-16) | 29 | 772-1705 | .453 | 134-357 | .375 | 356-530 | .672 | 1031-35.6 | 576 | 483 | 474 | 104 | 239 | 2034-70.1 |
| OPP | 29 | 772-1713 | .451 | 130-395 | .329 | 475-707 | .672 | 1072-37.0 | 520 | 400 | 461 | 105 | 229 | 2149-74.1 |
| 1993-94 MSU (18-11) | 29 | 785-1719 | .457 | 141-452 | .312 | 474-771 | .615 | 1196-41.2 | 600 | 457 | 536 | 144 | 214 | 2185-75.4 |
| OPP | 29 | 709-1812 | *.391 | 171-528 | .324 | 470-740 | .635 | 1140-39.3 | 619 | 356 | 488 | 106 | 280 | 2059-71.0 |
| 1994-95 MSU (22-8) | 30 | 766-1721 | .445 | 240-643 | .373 | 429-618 | .694 | 1184-39.5 | 544 | 469 | 492 | 141 | 202 | 2201-73.4 |
| OPP | 30 | 698-1821 | .383 | 168-553 | .304 | 373-568 | .657 | 1097-36.6 | 560 | 343 | 453 | 103 | 226 | 1937-64.6 |
| 1995-96 MSU (26-8) | 34 | 881-1842 | .478 | 214-558 | .384 | 508-714 | .712 | 1325-39.0 | 553 | 520 | 583 | 175 | 222 | 2484-73.1 |
| OPP | 34 | 803-2084 | *.385 | 241-741 | .325 | 383-543 | .705 | 1110-32.7* | 627 | 388 | 465 | 94 | 267 | 2230-65.6 |
| 1996-97 MSU (12-18) | 30 | 698-1653 | .422 | 137-410 | .334 | 441-646 | .683 | 1114-37.1 | 492 | 391 | 525 | 107 | 187 | 1974-65.8 |
| OPP | 30 | 757-1867 | .406 | 194-622 | .312 | 345-499 | .691 | 1158-38.6 | 577 | 362 | 465 | 97 | 266 | 2053-68.4 |
| 1997-98 MSU (15-15) | 30 | 806-1774 | .454 | 136-426 | .319 | 383-605 | .633 | 1112-37.1 | 528 | 437 | 421 | 90 | 204 | 2131-71.0 |
| OPP | 30 | 731-1763 | .415 | 200-592 | .338 | 391-552 | .708 | 1089-36.3 | 544 | 331 | 446 | 89 | 195 | 2053-68.4 |
| 1998-99 MSU (20-13) | 33 | 838-1898 | .442 | 182-596 | .305 | 421-647 | .651 | 1332-40.4 | 602 | 443 | 536 | 119 | 201 | 2279-69.1 |
| OPP | 33 | 786-1970 | .399 | 184-608 | *.303 | 373-558 | .669 | 1122-34.0 | 584 | 347 | 446 | 123 | 239 | 2129-64.5 |
| 1999-00 MSU (14-16) | 30 | 803-1772 | .453 | 200-593 | .337 | 362-541 | .669 | 1113-37.1 | 521 | 385 | 456 | 105 | 184 | 2168-72.3 |
| OPP | 30 | 770-1776 | .434 | 196-563 | .348 | 377-540 | .698 | 1019-34.0 | 510 | 395 | 392 | 120 | 205 | 2113-70.4 |
| 2000-01 MSU (18-13) | 31 | 845-1890 | .447 | 176-551 | .319 | 457-693 | .659 | 1277-41.2 | 605 | 424 | 479 | 91 | 205 | 2323-74.9 |
| OPP | 31 | 769-1811 | .425 | 226-665 | .340 | 426-620 | .687 | 1031-33.3* | 621 | 385 | 452 | 116 | 200 | 2190-70.6 |
| 2001-02 MSU (27-8) | 35 | 943-1965 | *.480 | 192-551 | .348 | 504-772 | .653 | 1359-38.8 | 621 | 566 | 583 | 123 | 294 | 2582-73.8 |
| OPP | 35 | 854-2072 | .412 | 214-710 | .301 | 412-599 | .688 | 1133-32.4 | 693 | 398 | 550 | 95 | 275 | 2334-66.7 |
| 2002-03 MSU (21-10) | 31 | 806-1718 | .469 | 173-507 | .341 | 366-543 | .674 | 1148-37.0 | 490 | 445 | 479 | 116 | *268 | 2151-69.4 |
| OPP | 31 | 670-1672 | *.401 | 192-587 | *.327 | 320-476 | .672 | 957-30.9 | 530 | 304 | 491 | 90 | 235 | 1852-59.7* |
| 2003-04 MSU (26-4) | 30 | 822-1766 | .465 | 198-559 | .354 | 476-717 | .664 | 1231-41.0* | 489 | 416 | 458 | 132 | *280 | 2318-77.3* |
| OPP | 30 | 727-1769 | .411 | 214-599 | .357 | 329-511 | .644 | 992-33.1 | 584 | 350 | 490 | 100 | 217 | 1997-66.6 |
| 2004-05 MSU (23-11) | 34 | 870-1958 | .444 | 199-590 | .337 | 527-792 | .665 | 1389-40.9* | 532 | 475 | 503 | 114 | 232 | 2466-72.5 |
| OPP | 34 | 819-2001 | .409 | 229-722 | .317 | 378-560 | .675 | 1101-32.4 | 646 | 453 | 460 | 109 | 266 | 2245-66.0 |
| 2005-06 MSU (15-15) | 30 | 748-1682 | .445 | 167-532 | .314 | 380-600 | .633 | 1168-38.9 | 530 | 330 | 520 | 136 | 186 | 2043-68.1 |
| OPP | 30 | 731-1785 | .410 | 226-675 | .335 | 370-578 | .640 | 1041-34.7 | 558 | 425 | 420 | 94 | 263 | 2058-68.6 |
| 2006-07 MSU (21-14) | 35 | 951-2071 | .459 | 275-775 | .355 | 515-774 | .665 | 1364-39.0* | 601 | 512 | 491 | *222 | 245 | 2692-76.9 |
| OPP | 35 | 856-2125 | *.403 | 237-740 | .320 | 449-641 | .700 | 1266-36.2 | 644 | 459 | 502 | 143 | 238 | 2398-68.5 |
| 2007-08 MSU (23-11) | 34 | 885-1922 | .460 | 235-703 | .334 | 484-749 | .646 | 1385-40.7* | 568 | 448 | *509 | 267 | 199 | 2489-73.2 |
| OPP | 34 | 790-2137 | *.370 | 238-751 | .317 | 410-599 | .684 | 1245-36.6 | 653 | 399 | 422 | 115 | 255 | 2228-65.5* |
| 2008-09 MSU (23-13) | 36 | 890-2058 | .432 | 296-819 | .361 | 601-847 | .710 | 1385-38.5 | 604 | 447 | 518 | *271 | 250 | 2677-74.4 |
| OPP | 36 | 903-2296 | .393 | 236-701 | .337 | 437-672 | .650 | 1419-39.4 | 709 | 388 | 418 | 114 | 246 | 2479-68.9 |
| 2009-10 MSU (24-12) | 36 | 897-2065 | .434 | *329-918 | .358 | 499-728 | .685 | 1406-39.1 | 508 | 462 | 457 | *271 | 209 | 2622-72.8 |
| OPP | 36 | 868-2233 | .389 | 231-710 | .325 | 369-554 | .666 | 1335-37.1 | 633 | 313 | 411 | 110 | 238 | 2336-64.9 |
| 2010-11 MSU (17-14) | 31 | 739-1701 | .434 | 246-680 | .362 | 441-610 | .723 | 1119-36.1 | 471 | 393 | 413 | 129 | 163 | 2165-69.8 |
| OPP | 31 | 799-1917 | .417 | 232-689 | .337 | 347-523 | .663 | 1141-36.8 | 544 | 359 | 339 | 91 | 207 | 2177-70.2 |
| 2011-12 MSU (21-12) | 33 | 854-1880 | .454 | 233-653 | .357 | 436-614 | .710 | 1208-36.6 | 457 | 441 | 396 | 116 | 198 | 2377-72.0 |
| OPP | 33 | 855-1976 | .433 | 211-604 | .349 | 315-466 | .676 | 1119-33.9 | 555 | 363 | 354 | 92 | 212 | 2236-67.8 |
| 2012-13 MSU (10-22) | 32 | 670-1672 | .401 | 151-531 | .284 | 449-683 | .657 | 1065-33.3 | 519 | 321 | 545 | 124 | 257 | 1940-60.6 |
| OPP | 32 | 829-1890 | .439 | 229-689 | .332 | 337-487 | .692 | 1191-37.2 | 577 | 469 | 490 | 153 | 271 | 2224-69.5 |
| 2013-14 MSU (14-19) | 33 | 785-1776 | .442 | 154-502 | .307 | 510-769 | .663 | 1086-32.9 | 570 | 401 | 459 | 88 | 255 | 2234-67.7 |
| OPP | 33 | 847-1872 | .452 | 219-672 | .336 | 440-617 | .713 | 1163-35.2 | 654 | 435 | 461 | 114 | 213 | 2353-71.3 |
| 2014-15 MSU (13-19) | 32 | 699-1557 | .430 | 133-434 | .306 | 506-727 | .696 | 1099-34.3 | 606 | 278 | 474 | 90 | 205 | 1977-61.8 |
| OPP | 32 | 713-1713 | .416 | 210-641 | .328 | 396-622 | .637 | 1017-31.8 | 611 | 373 | 388 | 117 | 220 | 2032-63.5 |

*- Southeastern Conference leader; #- NC

HUMPHREY COLISEUM RECORDS



INDIVIDUAL RECORDS

Most Points Scored:

MSU: 40, Rickey Brown vs. Auburn (3-7-77)
Opp.: 42, John Stroud vs. Ole Miss (1-11-79)

Most Field Goals Made:

MSU: 18 (22 att.), Rickey Brown vs. Auburn (3-7-77)
Opp.: 16 (28 att.), John Stroud (Ole Miss, 1-11-79)

Most Field Goals Attempted:

MSU: 31 (made 13), Rickey Brown vs. Georgia (2-19-77)
Opp.: 28 (made 12), Joe Harvell (Ole Miss, 1-11-92); 28 (made 16), John Stroud (Ole Miss, 1-11-79)

Highest Field Goal Percentage (Min. 10 att.):

MSU: .909 (10-of-11), Trey Moore vs. Loyola [New Orleans] (12-14-96); Ervin Dillon vs. Delta St. (12-1-84)
Opp.: .917 (11-12), Jack Givens (Kentucky, 1-31-77)

Most 3-Point Field Goals Made:

MSU: 8 (15 att.), Winsome Frazier vs. UMKC (11-23-04); 8 (11 att.), Marckell Patterson vs. Florida (1-10-01); 8 (17 att.), Darryl Wilson vs. Alabama (3-4-95)
Opp.: 9 (13 att.), Isaiah Swann (Florida St., 3-20-07); 9 (18 att.), Brad Boyd (Louisiana-Lafayette, 11-23-02)

Most 3-Point Field Goals Attempted:

MSU: 17 (made 8), Darryl Wilson vs. Alabama (3-4-95)
Opp.: 19 (made 7), Edward Garriet (McNeese State, 12-1-03)

Highest 3-Point Field Goal Pct. (Min. 4 att.):

MSU: 1.000 (4-of-4), Ontario Harper vs. LSU (1-26-02); Marckell Patterson vs. Montana State (12-9-00)
Opp.: 1.000 (7-7), J.J. Frazier (Georgia, 1-24-15)

Most Free Throws Made:

MSU: 15 (18 att.), Craig Sword vs. Ole Miss (1-11-14)
Opp.: 18, Kenny Higgs (LSU, 1-2-78)

Most Free Throws Attempted:

MSU: 19 (made 13), Carl Nicholls vs. Southeastern Louisiana (12-1-88)
Opp.: 23 (made 17), Calvin Natt (Northeastern Louisiana, 12-5-77)

Highest Free Throw Percentage (Min. 10 att.):

MSU: 1.000 (11-of-11), Lawrence Roberts vs. Florida A&M (12-20-04); 1.000 (10-of-10), Barry Stewart vs. Auburn (1-20-07); Tyrone Washington vs. Texas Southern (12-17-96); Tony Watts vs. Jacksonville (12-14-91)
Opp.: 1.000 (12-of-12), Phil Cox (Vanderbilt, 1-2-82); 1.000 (11-of-11), Phillip Williams (Winthrop, 11-18-06)

Most Rebounds:

MSU: 24, Wiley Peck vs. Alabama (1-27-79)
Opp.: 25, Calvin Natt (NE La., 12-5-77)

Most Assists:

MSU: 15, Al Perry vs. Vanderbilt (1-29-77)
Opp.: 17, Kenny Higgs (LSU, 1-19-76)

Most Blocked Shots:

MSU: 10, Jarvis Varnado vs. Arkansas (1-14-10); SE-LA (12-8-07); vs. Georgia (1-12-08); vs. Kentucky (1-15-08)
Opp.: 7, Nick Davis (Arkansas, 1-31-98)

Most Steals:

MSU: 8, Gary Hooker vs. Samford (12-29-75) & vs. Southwestern Louisiana (12-6-75)
Opp.: 6, Alex Abreu (Akron, 11-9-11); Tyronn Mitchell (Northwestern St., 11-26-05); Desmond Cambridge (Alabama A&M, 11-28-01); T. J. Pugh (LSU, 3-2-91); Darryl Joe (LSU, 1-25-87); Eric Laird (Ole Miss, 1-19-85); Trumaine Johnson (San Diego, 12-30-08).

Most Turnovers:

MSU: 10, Charles Rhodes vs. Nicholls (11-11-06); Al Perry vs. SW Louisiana (12-6-75)
Opp.: 10, John Best (Tennessee Tech, 1-5-93)

TEAM RECORDS

Most Points Scored:

MSU: 123 vs. Troy State (12-5-95)
Opp.: 106 by Vanderbilt (OT, 12-6-79)

Fewest Points Scored:

MSU: 20 vs. Georgia (1-13-82)
Opp.: 26 by Georgia (1-13-82)

Most Points Scored (Both Teams):

216, MSU (110) vs. Vandy (106) in OT (12-6-79)

Fewest Points Scored (Both Teams):

46, Georgia (26) vs. MSU (20), 1-13-82

Largest Margin of Victory for MSU:

66 pts, MSU (98) vs. Loyola [NO] (32), 12-14-96

Largest Margin of Defeat for MSU:

42 pts, Missouri (78) vs. MSU (36), 2-13-13

Most Field Goals Made:

MSU: 48 (84 att.) vs. Chicago State (12-4-75)
Opp.: 43 (86 att.) by Vanderbilt (OT, 12-6-79)

Most Field Goals Attempted:

MSU: 87 vs. Texas (12-11-76); vs. Kentucky Wesleyan (11-27-76)
Opp.: 93 (made 30) by Troy State (11-30-93)

Highest Field Goal Percentage:

MSU: .707 (29-of-41) vs. B'Ham-Southern (12-1-81)
Opp.: .692 (27-of-39) by Kentucky (2-25-81)

Most 3-Point Field Goals Made:

MSU: 16 (29 att.) vs. Arkansas (2-7-09); St. Bonaventure (12-5-09); Troy (12-10-11)
Opp.: 17 (45 att.) by Troy (12-10-05)

Most 3-Point Field Goals Attempted:

MSU: 35 (made 10) vs. Kentucky (2-16-10)
35 (made 13) vs. Nicholls (11-21-04)
Opp.: 45 (made 17) by Troy (12-10-05)

Highest 3-Point Field Goal Pct. (Min. 10 att.):

MSU: .800 (8-of-10) vs. UT-Martin (11-27-91)
Opp.: .727 (8-of-11) by Auburn (2-19-94)

Most Free Throws Made:

MSU: 41 (52 att.) vs. LSU (2-11-09)
Opp.: 29 (36 att.) by LSU (2-20-84)

Most Free Throws Attempted:

MSU: 56 (made 39) vs. SE-LA (12-1-88)
Opp.: 41 by Kentucky (2-19-92)

Highest Free Throw Percentage (Min. 14 att.):

MSU: 1.000 (14-of-14) vs. Alabama (2-2-85)
Opp.: 1.000 (19-of-19) by Kentucky (1-10-83)

Most Rebounds:

MSU: 75 vs. Mississippi Valley St. (11-21-00)
Opp.: 56 by UMass (3-13-12)

Most Assists:

MSU: 34 vs. Chicago State (12-4-75)
Opp.: 33 by Kentucky (1-23-80)

Most Blocked Shots:

MSU: 16 vs. Georgia (1-12-08)
Opp.: 11 by Arkansas (1-15-02); MVSU (11-21-00)

Most Steals:

MSU: 27 vs. Samford (12-29-75); vs. Southwestern Louisiana (12-6-75)
Opp.: 23 by Alabama (1-15-77); by LSU (1-19-76)

Most Turnovers:

MSU: 31 vs. Auburn (2-19-79)
Opp.: 37 by Southern Mississippi (12-2-76)

Most Overtimes:

4, MSU (104) vs. Ole Miss (102), 1-24-90

Most Consecutive Wins:

14, 1-22-03 to 1-10-04



HUMPHREY COLISEUM RECORDS

Most Consecutive SEC Wins:

9, 1-23-78 to 1-15-79

Most Consecutive Losses:

6, 1-30-14 to 3-8-14

6, 1-16-13 to 2-23-13

6, 12-10-85 to 1-15-86

Most Consecutive SEC Losses:

7, 1-16-14 to 1-07-15

7, 2-11-81 to 1-20-82

BIGGEST MSU WINS

| | | |
|-----|----------|--------------------------------|
| +66 | (98-32) | vs Loyola [N.O.] (12-14-96) |
| +55 | (120-65) | vs Alcorn State (12-18-90) |
| +52 | (105-53) | vs St. Bonaventure (12-5-09) |
| +52 | (113-61) | vs Southeastern La. (12-1-88) |
| +51 | (97-46) | vs. New Orleans (1-3-13) |
| +50 | (123-73) | vs Troy State (12-5-95) |
| +49 | (107-58) | vs NE Missouri State (12-9-76) |
| +45 | (110-65) | vs Tennessee Tech (1-5-93) |
| +43 | (121-78) | vs Southeastern La. (11-25-95) |
| +42 | (100-58) | vs Alabama A&M (12-2-02) |
| +42 | (102-60) | vs Alabama A&M (11-30-00) |
| +42 | (94-52) | vs Ole Miss (1-14-95) |
| +41 | (102-61) | vs North Alabama (11-19-08) |
| +40 | (78-38) | vs Louisiana Tech (12-7-02) |
| +40 | (107-67) | vs Ark.-Pine Bluff (11-23-99) |
| +40 | (98-58) | vs Northwestern St. (1-16-95) |
| +40 | (89-49) | vs Ky. Wesleyan (11-27-76) |
| +39 | (106-67) | vs Southeastern La. (11-28-94) |
| +38 | (106-68) | vs Troy (12-10-11) |
| +38 | (84-46) | vs South Alabama (12-9-06) |
| +38 | (97-59) | vs Centenary (11-29-89) |
| +38 | (112-74) | vs Northwestern St. (12-4-82) |
| +37 | (90-53) | vs Auburn (1-5-05) |
| +37 | (92-55) | vs Florida A&M (11-19-01) |
| +37 | (97-60) | vs Southeastern La. (12-12-98) |
| +37 | (85-48) | vs LSU (2-11-98) |

BIGGEST MSU LOSSES

| | | |
|-----|---------|------------------------------|
| -42 | (36-78) | vs Missouri (2-13-13) |
| -41 | (39-80) | vs Vanderbilt (2-27-93) |
| -41 | (31-72) | vs Vanderbilt (2-23-13) |
| -35 | (47-82) | vs Florida (1-26-13) |
| -28 | (56-84) | vs Florida (2-7-87) |
| -24 | (63-87) | vs Tennessee (2-17-98) |
| -24 | (59-83) | vs Kentucky (2-6-88) |
| -23 | (65-88) | vs Tennessee (1-25-06) |
| -22 | (67-89) | vs Kentucky (1-23-80) |
| -21 | (55-76) | vs Alabama (2-4-87) |
| -20 | (52-72) | vs. Georgia (2-12-14) |
| -19 | (57-76) | vs Vanderbilt (1-28-87) |
| -19 | (58-77) | vs Kentucky (2-6-84) |
| -19 | (47-55) | vs. McNeese State (12-30-14) |

TOP MSU SCORING GAMES

| | |
|-----|---------------------------------------|
| 123 | vs Troy State (12-5-95) |
| 121 | vs Southeastern Louisiana (11-25-95) |
| 120 | vs Alcorn State (12-18-90) |
| 118 | vs Troy State (11-30-93) |
| 113 | vs Southeastern Louisiana (12-1-88) |
| 113 | vs Chicago State (12-4-75) |
| 112 | vs Centenary (11-29-89) |
| 110 | vs Tennessee Tech (1-5-93) |
| 110 | vs Vanderbilt-OT (12-6-79) |
| 109 | vs Tennessee Tech (11-26-90) |
| 107 | vs Arkansas-Pine Bluff (11-23-99) |
| 107 | vs Northeast Missouri State (12-9-76) |

TOP OPP. SCORING GAMES

| | |
|-----|----------------------------------|
| 106 | by Vanderbilt-OT (12-6-79) |
| 102 | by Ole Miss-4OT (1-24-90) |
| 101 | by UMass-2OT (3-13-12) |
| 94 | by LSU-2OT (2-11-09) |
| 92 | by Ole Miss-2OT (1-11-79) |
| 92 | by Kentucky (1-31-77) |
| 91 | by Auburn (3-2-04) |
| 91 | by Tennessee (1-16-02) |
| 89 | by Kentucky (2-19-92) |
| 89 | by Kentucky (1-23-80) |
| 89 | by Northeast Louisiana (12-5-77) |
| 89 | by Texas-OT (12-11-76) |
| 88 | by Rider (11-13-09) |
| 88 | by Tennessee (1-25-06) |
| 88 | by Tennessee (2-6-00) |

TOP COMBINED SCORING GMS

| | |
|-----|--|
| 216 | MSU [110-OT] vs Vanderbilt [106] (12-6-79) |
| 206 | MSU [104-4OT] vs Miss. [102] (1-24-90) |
| 201 | MSU [118] vs Troy State [83] (11-30-93) |
| 199 | MSU [121] vs SE Louisiana [78] (11-25-95) |
| 197 | MSU [96-2OT] vs. UMass [101] (3-13-12) |
| 196 | MSU [105] vs Auburn [91] (3-2-04) |
| 196 | MSU [123] vs Troy State [73] (12-5-95) |
| 194 | MSU [113] vs Chicago State [81] (12-4-75) |
| 193 | MSU [101-2OT] vs Ole Miss [92] (1-11-79) |
| 191 | MSU [94-2OT] vs LSU [97] (2-11-09) |
| 186 | MSU [112] vs Centenary [74] (11-29-89) |
| 185 | MSU [120] vs Alcorn State [65] (12-18-90) |
| 185 | MSU [109] vs Tenn. Tech [76] (11-26-90) |

LARGEST CROWDS AT "THE HUMP"

| No. | Crowd | Opponent | Date |
|-----|--------|-------------|-----------|
| 1. | 10,788 | Kentucky-OT | (2-16-10) |
| 2. | 10,735 | Ole Miss | (2-7-04) |
| 3. | 10,645 | Ole Miss | (2-23-02) |
| 4. | 10,541 | Florida | (1-7-03) |
| 5. | 10,458 | Auburn | (3-2-04) |
| 6. | 10,437 | Alabama | (2-21-04) |
| 7. | 10,432 | Alabama | (3-5-05) |
| 8. | 10,432 | Kentucky | (1-13-04) |
| 9. | 10,429 | Ole Miss | (2-15-03) |
| 10. | 10,421 | Ole Miss | (1-26-08) |
| 11. | 10,412 | Ole Miss | (1-31-09) |
| 12. | 10,364 | Ole Miss | (2-9-12) |
| 13. | 10,338 | Florida | (1-24-07) |
| 14. | 10,315 | Kentucky | (1-9-96) |
| 15. | 10,303 | LSU | (3-2-91) |
| 16. | 10,299 | Alabama | (1-14-09) |

| | | | |
|-----|--------|----------------|------------|
| 17. | 10,242 | Ole Miss | (2-26-05) |
| 18. | 10,232 | Tennessee | (1-28-04) |
| 19. | 10,226 | Ole Miss | (2-20-99) |
| 20. | 10,213 | Kentucky | (2-21-12) |
| 21. | 10,194 | Alabama | (1-27-79) |
| 22. | 10,188 | Ole Miss | (1-11-79) |
| 23. | 10,178 | Ole Miss | (1-22-83) |
| 24. | 10,153 | Louisiana Tech | (11-10-07) |
| 25. | 10,150 | Tennessee | (2-2-08) |
| 26. | 10,107 | Ole Miss | (1-19-85) |
| 27. | 10,105 | Vanderbilt | (1-12-91) |
| 28. | 10,096 | Arkansas | (2-16-08) |
| 29. | 10,054 | LSU | (2-25-04) |
| 30. | 10,053 | Ole Miss | (1-10-07) |
| 31. | 10,046 | LSU | (1-25-03) |
| 32. | 10,021 | Tennessee | (3-6-10) |
| 33. | 10,012 | Tennessee | (2-2-08) |
| 34. | 10,006 | Ole Miss-OT | (1-6-91) |

HUMPHREY COLISEUM OPPONENTS



| MSU VS. ALL OPPONENTS | | | | | |
|------------------------|--------|-------|--------------------------|----------------|-------------|
| Team | Record | Pct | | | |
| Akron | 0-1 | .000 | Massachusetts | 0-1 | .000 |
| Alabama | 22-17 | .564 | McNeese State | 4-1 | .800 |
| Alabama A&M | 4-1 | .800 | Memphis | 1-1 | .500 |
| Alabama State | 3-0 | 1.000 | Mercer | 1-0 | 1.000 |
| UAB | 1-2 | .333 | Miami [FL] | 0-1 | .000 |
| Alcorn State | 2-1 | .667 | Middle Tennessee State | 1-0 | 1.000 |
| Appalachian State | 1-0 | 1.000 | Mississippi College | 2-0 | 1.000 |
| Arkansas | 17-6 | .739 | Mississippi Valley State | 5-0 | 1.000 |
| Arkansas State | 2-1 | .667 | Missouri | 2-1 | .667 |
| Arkansas-Little Rock | 2-1 | .667 | Missouri-Kansas City | 2-0 | 1.000 |
| Arkansas-Pine Bluff | 1-0 | 1.000 | Missouri Western | 1-0 | 1.000 |
| Auburn | 27-12 | .692 | Montana State | 1-0 | 1.000 |
| Auburn-Montgomery | 2-0 | 1.000 | Morehead State | 1-0 | 1.000 |
| Austin Peay State | 1-0 | 1.000 | Murray State | 1-0 | 1.000 |
| Ball State | 1-0 | 1.000 | New Orleans | 4-0 | 1.000 |
| Baylor | 1-0 | 1.000 | Nicholls State | 5-0 | 1.000 |
| Belmont | 1-0 | 1.000 | North Alabama | 3-0 | 1.000 |
| Bethune-Cookman | 1-0 | 1.000 | North Carolina | 0-1 | .000 |
| Birmingham-Southern | 4-0 | 1.000 | North Carolina A&T | 1-0 | 1.000 |
| Biscayne | 1-0 | 1.000 | North Texas | 1-0 | 1.000 |
| Bradley | 1-0 | 1.000 | UNC Wilmington | 1-0 | 1.000 |
| Brigham Young | 1-0 | 1.000 | Northeast Missouri State | 2-0 | 1.000 |
| Centenary | 5-0 | 1.000 | Northwestern State | 4-1 | .800 |
| Charlotte | 1-1 | .500 | Oklahoma | 1-0 | 1.000 |
| Chattanooga | 2-2 | .500 | Old Dominion | 1-0 | 1.000 |
| Chicago State | 1-0 | 1.000 | Ole Miss | 32-8 | .800 |
| Christian Brothers | 3-0 | 1.000 | Prairie View | 1-0 | 1.000 |
| Clayton State | 1-0 | 1.000 | Rice | 1-0 | 1.000 |
| Clemson | 0-1 | .000 | Richmond | 0-1 | .000 |
| Delta State | 2-1 | .667 | Rider | 0-1 | .000 |
| Detroit | 1-0 | 1.000 | St. Bonaventure | 1-0 | 1.000 |
| Drake | 1-0 | 1.000 | Sam Houston State | 1-0 | 1.000 |
| East Carolina | 1-0 | 1.000 | Samford | 2-0 | 1.000 |
| East Tennessee State | 1-1 | .500 | San Diego | 0-1 | .000 |
| Eastern Kentucky | 2-0 | 1.000 | Santa Clara | 1-0 | 1.000 |
| Fairleigh Dickinson | 1-0 | 1.000 | South Alabama | 7-0 | 1.000 |
| Florida | 14-14 | .500 | South Carolina | 9-3 | .750 |
| Florida Atlantic | 2-1 | .667 | South Carolina State | 1-0 | 1.000 |
| Florida A&M | 3-0 | 1.000 | Southeast Missouri State | 1-0 | 1.000 |
| Florida Gulf Coast | 1-0 | 1.000 | Southeastern Louisiana | 9-1 | .900 |
| Florida International | 1-0 | 1.000 | Southern Mississippi | 6-0 | 1.000 |
| Florida State | 2-0 | 1.000 | Tennessee | 14-15 | .483 |
| Florida Tech | 1-0 | 1.000 | Tennessee State | 1-0 | 1.000 |
| George Mason | 1-0 | 1.000 | Tennessee Tech | 3-0 | 1.000 |
| Georgia | 18-11 | .621 | Tennessee-Martin | 6-1 | .857 |
| Houston | 1-1 | .500 | Texas | 1-0 | 1.000 |
| Illinois Wesleyan | 1-0 | 1.000 | Texas A&M | 1-1 | .500 |
| Indiana State | 1-0 | 1.000 | Texas A&M-Corpus Christi | 1-0 | 1.000 |
| Jackson State | 4-0 | 1.000 | Texas Christian | 1-1 | .500 |
| Jacksonville | 3-0 | 1.000 | Texas-Pan American | 2-0 | 1.000 |
| Jacksonville State | 1-0 | 1.000 | Texas-San Antonio | 1-0 | 1.000 |
| James Madison | 0-1 | .000 | Texas Southern | 1-0 | 1.000 |
| Kansas State | 0-1 | .000 | Troy | 8-0 | 1.000 |
| Kennesaw State | 1-0 | 1.000 | Tulane | 1-0 | 1.000 |
| Kentucky | 9-20 | .310 | Tulsa | 0-1 | .000 |
| Kentucky Wesleyan | 1-0 | 1.000 | Utah State | 2-0 | 1.000 |
| LSU | 24-15 | .615 | Vanderbilt | 19-9 | .669 |
| Louisiana Tech | 3-0 | 1.000 | Virginia Tech | 1-0 | 1.000 |
| Louisiana-Lafayette | 1-1 | .500 | West Virginia | 1-0 | 1.000 |
| Louisiana-Monroe | 5-1 | .833 | Western Carolina | 1-0 | 1.000 |
| Loyola Chicago | 1-0 | 1.000 | Western Kentucky | 2-0 | 1.000 |
| Loyola [New Orleans] | 1-0 | 1.000 | Western New Mexico | 1-0 | 1.000 |
| Loyola Marymount | 1-0 | 1.000 | Wichita State | 0-1 | .000 |
| Mansfield State | 1-0 | 1.000 | Winthrop | 0-1 | .000 |
| Maryland Eastern Shore | 1-0 | 1.000 | Wright State | 1-0 | 1.000 |
| | | | Xavier | 1-0 | 1.000 |
| | | | vs. 131 Opponents | 408-166 | .711 |






HUMPHREY COLISEUM ATTENDANCE

YEAR-BY-YEAR COLISEUM ATTENDANCE

| Season | Overall | Average | SEC Gms | Average | Record (SEC) |
|-------------------|------------------|--------------|------------------|--------------|------------------------|
| 1975-76 | 70,081 | 5,006 | 52,636 | 5,848 | 10-4 (5-4) |
| 1976-77 | 76,232 | 5,082 | 53,268 | 5,919 | 11-4 (5-4) |
| 1977-78 | 72,025 | 5,540 | 59,836 | 6,648 | 11-2 (8-1) |
| 1978-79 | 99,906 | 7,136 | 72,073 | 8,008 | 11-3 (7-2) |
| 1979-80 | 67,209 | 6,721 | 62,014 | 6,890 | 6-4 (5-4) |
| 1980-81 | 48,214 | 4,018 | 39,426 | 4,381 | 6-6 (3-6) |
| 1981-82 | 56,414 | 4,030 | 40,466 | 4,496 | 7-7 (3-6) |
| 1982-83 | 68,416 | 5,263 | 57,169 | 6,352 | 11-2 (7-2) |
| 1983-84 | 61,508 | 4,393 | 44,623 | 4,958 | 6-8 (3-6) |
| 1984-85 | 89,370 | 6,384 | 64,639 | 7,182 | 11-3 (7-2) |
| 1985-86 | 43,927 | 3,379 | 32,834 | 3,648 | 4-9 (3-6) |
| 1986-87 | 40,715 | 2,908 | 31,284 | 3,476 | 7-7 (3-6) |
| 1987-88 | 54,074 | 4,160 | 44,760 | 4,973 | 9-4 (5-4) |
| 1988-89 | 74,344 | 5,719 | 60,406 | 6,712 | 9-4 (5-4) |
| 1989-90 | 74,623 | 5,740 | 57,832 | 6,426 | 11-3 (7-2) |
| 1990-91 | 102,072 | 7,852 | 81,047 | 9,005 | 12-1 (8-1) |
| 1991-92 | 72,142 | 5,549 | 52,971 | 6,621 | 8-5 (4-4) |
| 1992-93 | 61,172 | 4,706 | 45,257 | 5,657 | 10-3 (5-3) |
| 1993-94 | 88,687 | 6,335 | 64,608 | 8,076 | 10-4 (5-3) |
| 1994-95 | 80,681 | 6,723 | 64,804 | 8,101 | 11-1 (7-1) |
| 1995-96 | 97,996 | 7,538 | 60,938 | 7,617 | 10-3 (6-2) |
| 1996-97 | 74,275 | 5,305 | 50,327 | 6,291 | 10-4 (5-3) |
| 1997-98 | 77,954 | 5,996 | 54,569 | 6,821 | 7-6 (2-6) |
| 1998-99 | 70,257 | 5,018 | 53,647 | 6,706 | 12-2 (6-2) |
| 1999-00 | 61,764 | 4,412 | 47,980 | 5,998 | 10-4 (4-4) |
| 2000-01 | 77,654 | 4,568 | 49,030 | 6,129 | 13-4 (6-2) |
| 2001-02 | 79,642 | 5,689 | 63,238 | 7,905 | 13-1 (7-1) |
| 2002-03 | 98,312 | 7,022 | 73,321 | 9,165 | 12-2 (7-1) |
| 2003-04 | 111,940 | 7,996 | 81,672 | 10,209 | 12-2 (6-2) |
| 2004-05 | 103,031 | 7,925 | 74,109 | 9,264 | 11-2 (6-2) |
| 2005-06 | 90,875 | 5,680 | 54,884 | 6,861 | 11-5 (5-3) |
| 2006-07 | 123,736 | 6,512 | 68,853 | 8,607 | 16-3 (6-2) |
| 2007-08 | 106,672 | 7,111 | 67,200 | 8,400 | 12-3 (7-1) |
| 2008-09 | 157,111 | 8,728 | 74,027 | 9,253 | 13-5 (5-3) |
| 2009-10 | 116,919 | 6,878 | 70,809 | 8,851 | 13-4 (6-2) |
| 2010-11 | 97,069 | 5,710 | 63,403 | 7,925 | 12-5 (5-3) |
| 2011-12 | 152,363 | 8,019 | 73,157 | 9,145 | 15-4 (6-2) |
| 2012-13 | 94,092 | 6,721 | 62,276 | 6,900 | 7-7 (3-6) |
| 2013-14 | 123,743 | 6,875 | 66,331 | 7,370 | 11-7 (3-6) |
| 2014-15 | 106,946 | 6,291 | 59,683 | 6,631 | 9-8 (3-6) |
| 38 Seasons | 3,424,163 | 5,965 | 2,351,407 | 6,936 | 408-166/207-132 |



2,000 POINT CLUB/JEFF MALONE



Jeff Malone
1980-83
G • 6-4 • 205
Macon, GA

2,142 POINTS

- Voted into MSU Sports Hall of Fame In 2011.
- Inducted into Mississippi State Sports Hall of Fame in 2012.
- MSU's all-time scoring leader with 2,142 career points.
- Three-time All-SEC guard (1981-83) as a four-year starter.
- Nation's No. 2 scorer (26.8 ppg) as a senior and paced MSU in scoring as a sophomore (20.1 ppg) and junior (18.6).
- Chosen UPI's 1982-83 SEC Player of the Year in addition to being named first-team All-American by The Sporting News.
- Ranks third on school's career scoring average chart (19.5 ppg) behind Bailey Howell and Jim Ashmore.
- MSU's all-time leader in field goals made (906) and field goals attempted (1,768) and in minutes played (3,851).
- Led MSU in free throw percentage during all four seasons, ranking sixth (80.9%) on the school's all-time accuracy list.
- Served as team captain during junior and senior seasons.
- Selected as the 10th pick overall by the Washington Bullets in the 1983 NBA Draft.
- Enjoyed a successful 13-year NBA career, seeing action with the Bullets (1984-90), Utah Jazz (1991-93), Philadelphia 76ers (1994-95), and Miami Heat (1996).
- Two-time NBA All-Star (1986 & '87).
- Has served as a head coach in the NBDL.

One of the more electrifying players ever to don the Maroon & White, Jeff Malone left Mississippi State as the school's all-time leading scorer with 2,142 points, a stat that ranks eighth all-time in SEC history.

And that was before the inception of the 3-point line in college basketball.

But his scoring ability wasn't limited to just MSU. It was a trend he continued in the NBA, where the two-time All-Star totaled 17,231 points in a 13-year career.

He finished his NBA days ranking in the Top 10 of two team's all-time scoring list — 2nd in the history of the Washington Bullets and 9th in the history of the Utah Jazz.


"To me, Jeff was probably as good as a pure shooter as Mississippi State has ever had. If the 3-point line existed when he played, there's no telling how many points he would have averaged. He made a lot of shots from 22 feet out. That's where he made his money. He was a great college player."

Jim Ellis, MSU Radio Commentator



JEFF MALONE'S MISSISSIPPI STATE CAREER

| Season | G | FG-A | Pct | FT-A | PCT | REB | PTS |
|---------------|------------|-----------------|-------------|----------------|-------------|----------------|------------------|
| 1979-80 | 27 | 139-303 | .459 | 42-51 | .824 | 90-3.3 | 320-11.9 |
| 1980-81 | 27 | 219-447 | .490 | 105-128 | .820 | 113-4.2 | 543-20.1 |
| 1981-82 | 27 | 225-410 | .549 | 52-70 | .743 | 111-4.1 | 502-18.6 |
| 1982-83 | 29 | 323-608 | .531 | 131-159 | .824 | 106-3.7 | 777-26.8 |
| Totals | 110 | 906-1768 | .512 | 330-408 | .809 | 420-3.8 | 2142-19.5 |



Bailey Howell 1957-59 C • 6-7 • 205 Middleton, TN

Bailey Howell is not only one of the greatest players to ever play at Mississippi State, he's one of the best players the Southeastern Conference has ever produced.

The Tennessee native, who now calls Starkville home, dominated the league on both ends of the court from 1957-59, scoring 2,030 points and grabbing what still remains a school record 1,277 rebounds.

After MSU, he went on to be a six-time NBA All-Star in his 12 years and was a member of two World Championships with the Boston Celtics.

The pinnacle of his career, however, came in 1997 when he was elected into the National Basketball Hall of Fame.

"Bailey was as superb of a player as I've ever seen at Mississippi State. He was really the glue that held his team together. Everything offensively centered around him. Defensively too, because his rebounding was so invaluable. But what's really impressive is that for the last half century, he's doing everything he can to help promote Mississippi State."

Jack Cristil, Former "Voice" of the Dawgs

2,030 POINTS

- MSU's second all-time scoring leader with 2,030 career points who owns the school-record 27.1 scoring average.
- Elected into the National Basketball Hall of Fame in 1997.
- MSU's first consensus first-team All-American (1958-59).
- Earned consensus second-team All-America honors during junior season (1957-58).
- Selected first-team All-SEC each of his three varsity seasons (1957-59), ranking among the nation's Top 10 statistical leaders in both scoring and rebounding during all three years.
- Ranked fourth nationally in scoring during junior (27.8 ppg) and senior (27.5) years, while standing second amongst the NCAA rebounding leaders as a senior.
- Led NCAA in field goal percentage (56.8%) as a sophomore.
- Holds all MSU rebounding standards in career rebounds (1,277) and highest career rebounding average (17.0 rpg).
- Owns Bulldogs' single-game scoring (47) and rebounding (34) marks.
- Served as team co-captain as a junior and tri-captain as a senior.
- Member of the MSU and Mississippi Sports Halls of Fame.
- Second pick overall in the 1959 NBA Draft by the Detroit Pistons.
- Veteran of 12 NBA seasons who was six-time NBA All-Star and member of two NBA World Championship teams with the Celtics.



In January of 2009, MSU retired Bailey Howell's No. 52 jersey.

BAILEY HOWELL'S MISSISSIPPI STATE CAREER

| Season | G | FG-A | PCT | FT-A | PCT | REB | Points |
|---------------|-----------|-----------------|-------------|----------------|-------------|------------------|------------------|
| 1956-57 | 25 | 217-382 | .568 | 213-285 | .747 | 492-19.7 | 647-25.9 |
| 1957-58 | 25 | 226-439 | .515 | 243-315 | .771 | 406-16.2 | 695-27.8 |
| 1958-59 | 25 | 231-464 | .498 | 226-292 | .774 | 379-15.2 | 688-27.5 |
| Totals | 75 | 674-1285 | .525 | 682-892 | .765 | 1277-17.0 | 2030-27.1 |

1,000 POINT CLUB



Jim Ashmore • 1,918 Points • 1954-57 • G • Forest, MS

| Season | GP | FG-A | PCT | 3FG-A | PCT | FT-A | PCT | RBS | PTS |
|---------------|-----------|-----------------|-------------|----------|----------|----------------|-------------|----------------|------------------|
| 1953-54 | 21 | 57-158 | .361 | - | - | 47-67 | .701 | 57-2.7 | 161-7.7 |
| 1954-55 | 23 | 193-465 | .415 | - | - | 127-165 | .770 | 102-4.4 | 513-22.3 |
| 1955-56 | 24 | 186-455 | .409 | - | - | 164-214 | .766 | 129-5.4 | 536-22.3 |
| 1956-57 | 25 | 270-616 | .438 | - | - | 168-237 | .709 | 82-3.3 | 708-28.3 |
| Totals | 93 | 706-1694 | .417 | - | - | 506-683 | .741 | 370-4.0 | 1918-20.6 |

Rickey Brown • 1,838 Points • 1977-80 • F/C • Canton, MS

| Season | GP | FG-A | PCT | 3FG-A | PCT | FT-A | PCT | RBS | PTS |
|---------------|------------|-----------------|-------------|----------|----------|----------------|-------------|------------------|------------------|
| 1976-77 | 27 | 225-443 | .508 | - | - | 70-9 | .722 | 292-10.8 | 520-19.3 |
| 1977-78 | 26 | 140-340 | .461 | - | - | 69-100 | .690 | 179-6.9 | 349-13.4 |
| 1978-79 | 27 | 78-370 | .481 | - | - | 60-88 | .682 | 232-8.6 | 416-15.4 |
| 1979-80 | 27 | 231-471 | .490 | - | - | 91-136 | .669 | 389-14.4 | 553-20.5 |
| Totals | 107 | 774-1624 | .477 | - | - | 290-421 | .689 | 1092-10.2 | 1838-17.2 |

Ray White • 1,652 Points • 1976-79 • G • Gulfport, MS

| Season | GP | FG-A | PCT | 3FG-A | PCT | FT-A | PCT | RBS | PTS |
|---------------|------------|-----------------|-------------|----------|----------|----------------|-------------|----------------|------------------|
| 1975-76 | 26 | 206-407 | .506 | - | - | 63-97 | .649 | 142-5.5 | 475-18.3 |
| 1976-77 | 25 | 168-378 | .444 | - | - | 70-103 | .680 | 136-5.4 | 406-16.2 |
| 1977-78 | 26 | 151-318 | .475 | - | - | 76-106 | .717 | 120-4.6 | 378-14.5 |
| 1978-79 | 23 | 159-311 | .511 | - | - | 75-100 | .750 | 145-6.3 | 393-17.1 |
| Totals | 100 | 684-1414 | .484 | - | - | 284-406 | .700 | 543-5.4 | 1652-16.5 |

Dee Bost • 1,640 Points • 2009-12 • G • Concord, NC

| Season | GP | FG-A | PCT | 3FG-A | PCT | FT-A | PCT | RBS | PTS |
|---------------|------------|-----------------|-------------|----------------|-------------|----------------|-------------|----------------|------------------|
| 2008-09 | 36 | 108-307 | .352 | 54-161 | .335 | 122-170 | .718 | 129-3.6 | 392-10.9 |
| 2009-10 | 36 | 147-367 | .401 | 70-199 | .352 | 104-144 | .722 | 158-4.4 | 468-13.0 |
| 2010-11 | 17 | 84-216 | .389 | 38-113 | .336 | 54-77 | .701 | 60-3.5 | 290-15.3 |
| 2011-12 | 33 | 159-406 | .392 | 75-217 | .346 | 127-166 | .765 | 110-3.3 | 520-15.8 |
| Totals | 122 | 498-1296 | .384 | 237-690 | .343 | 407-557 | .731 | 457-3.7 | 1640-13.4 |

Darryl Wilson • 1,619 Points • 1994-96 • G • Kennedy, AL

| Season | GP | FG-A | PCT | 3FG-A | PCT | FT-A | PCT | RBS | PTS |
|---------------|-----------|-----------------|-------------|----------------|-------------|----------------|-------------|----------------|------------------|
| 1993-94 | 29 | 133-314 | .424 | 67-181 | .370 | 138-171 | .807 | 98-3.4 | 471-16.2 |
| 1994-95 | 30 | 150-357 | .420 | 94-277 | .339 | 141-169 | .834 | 140-4.7 | 535-17.8 |
| 1995-96 | 34 | 178-399 | .446 | 97-237 | .409 | 160-201 | .796 | 142-4.2 | 613-18.0 |
| Totals | 93 | 461-1070 | .431 | 258-695 | .371 | 439-541 | .812 | 380-4.1 | 1619-17.4 |

Barry Stewart • 1,602 Points • 2007-10 • G • Shelbyville, TN

| Season | GP | FG-A | PCT | 3FG-A | PCT | FT-A | PCT | RBS | PTS |
|---------------|------------|-----------------|-------------|----------------|-------------|----------------|-------------|----------------|------------------|
| 2006-07 | 35 | 96-240 | .400 | 68-174 | .391 | 82-107 | .766 | 111-3.2 | 342-9.8 |
| 2007-08 | 34 | 129-337 | .383 | 62-186 | .333 | 71-102 | .696 | 157-4.6 | 391-11.5 |
| 2008-09 | 36 | 126-343 | .446 | 72-197 | .409 | 121-156 | .776 | 135-3.8 | 445-12.4 |
| 2009-10 | 36 | 138-369 | .374 | 78-222 | .351 | 70-98 | .714 | 129-3.6 | 424-11.8 |
| Totals | 141 | 489-1289 | .379 | 280-779 | .359 | 344-463 | .743 | 532-3.8 | 1602-11.4 |

Jamont Gordon • 1,558 Points • 2006-08 • G • Nashville, TN

| Season | GP | FG-A | PCT | 3FG-A | PCT | FT-A | PCT | RBS | PTS |
|---------------|-----------|-----------------|-------------|----------------|-------------|----------------|-------------|----------------|------------------|
| 2005-06 | 30 | 139-341 | .408 | 27-104 | .260 | 108-167 | .647 | 203-6.8 | 413-13.8 |
| 2006-07 | 35 | 181-432 | .419 | 42-121 | .347 | 157-222 | .707 | 250-7.1 | 561-16.0 |
| 2007-08 | 34 | 193-465 | .415 | 60-188 | .319 | 138-199 | .693 | 224-6.6 | 584-17.2 |
| Totals | 99 | 513-1238 | .414 | 129-143 | .312 | 403-588 | .685 | 677-6.8 | 1558-15.7 |

Jerry Jenkins • 1,503 Points • 1973-75 • G/F • Gulfport, MS

| Season | GP | FG-A | PCT | 3FG-A | PCT | FT-A | PCT | RBS | PTS |
|---------------|-----------|-----------------|-------------|----------|----------|----------------|-------------|----------------|------------------|
| 1972-73 | 26 | 177-418 | .423 | - | - | 103-133 | .774 | 185-7.1 | 457-17.6 |
| 1973-74 | 26 | 199-418 | .476 | - | - | 73-89 | .820 | 178-6.8 | 471-18.1 |
| 1974-75 | 26 | 227-469 | .484 | - | - | 121-146 | .829 | 180-6.9 | 575-22.1 |
| Totals | 78 | 603-1305 | .462 | - | - | 297-368 | .807 | 543-7.0 | 1503-19.3 |

Tony Watts • 1,491 Points • 1989-92 • G • Rolling Fork, MS

| Season | GP | FG-A | PCT | 3FG-A | PCT | FT-A | PCT | RBS | PTS |
|---------------|------------|-----------------|-------------|----------------|-------------|----------------|-------------|----------------|------------------|
| 1988-89 | 27 | 107-222 | .482 | 30-77 | .390 | 23-29 | .793 | 39-1.4 | 267-9.9 |
| 1989-90 | 30 | 125-327 | .382 | 44-145 | .303 | 58-76 | .763 | 67-2.2 | 352-11.7 |
| 1990-91 | 28 | 130-255 | .510 | 31-85 | .365 | 44-54 | .815 | 69-2.5 | 335-12.0 |
| 1991-92 | 28 | 199-413 | .482 | 61-142 | .430 | 78-92 | .848 | 88-3.1 | 537-19.2 |
| Totals | 113 | 561-1217 | .461 | 166-449 | .370 | 203-251 | .809 | 263-2.3 | 1491-13.2 |



1,000 POINT CLUB

Ravern Johnson • 1,460 Points • 2008-11 • G • Lyon, MS

| Season | GP | FG-A | PCT | 3FG-A | PCT | FT-A | PCT | RBS | PTS |
|---------------|------------|-----------------|-------------|----------------|-------------|----------------|-------------|----------------|------------------|
| 2007-08 | 29 | 31-65 | .477 | 7-24 | .292 | 4-10 | .400 | 30-1.0 | 73-2.5 |
| 2008-09 | 36 | 156-362 | .431 | 83-210 | .395 | 39-46 | .848 | 110-3.1 | 434-12.1 |
| 2009-10 | 35 | 173-362 | .478 | 87-214 | .407 | 28-43 | .651 | 120-4.4 | 461-13.2 |
| 2010-11 | 28 | 162-377 | .430 | 83-206 | .403 | 85-109 | .780 | 100-3.6 | 492-17.6 |
| Totals | 128 | 522-1133 | .448 | 260-654 | .398 | 156-208 | .750 | 360-2.8 | 1460-11.4 |

Cameron Burns • 1,460 Points • 1988-91 • F • Flora, MS

| Season | GP | FG-A | PCT | 3FG-A | PCT | FT-A | PCT | RBS | PTS |
|---------------|-----------|----------------|-------------|------------|-------------|----------------|-------------|----------------|------------------|
| 1988-89 | 28 | 167-249 | .671 | - | - | 90-145 | .621 | 176-6.3 | 424-15.1 |
| 1989-90 | 30 | 207-347 | .597 | - | - | 133-205 | .649 | 219-7.3 | 547-18.2 |
| 1990-91 | 29 | 189-363 | .521 | 0-1 | .000 | 111-184 | .603 | 176-6.1 | 489-16.9 |
| Totals | 87 | 563-959 | .587 | 0-1 | .000 | 334-534 | .626 | 571-6.6 | 1460-16.8 |

Charles Rhodes • 1,451 Points • 2005-08 • F • Jackson, MS

| Season | GP | FG-A | PCT | 3FG-A | PCT | FT-A | PCT | RBS | PTS |
|---------------|------------|-----------------|-------------|--------------|-------------|----------------|-------------|----------------|------------------|
| 2004-05 | 16 | 19-32 | .594 | 0-5 | .000 | 9-12 | .750 | 30-1.9 | 47-2.9 |
| 2005-06 | 29 | 154-273 | .564 | 1-2 | .500 | 92-130 | .708 | 207-7.1 | 401-13.8 |
| 2006-07 | 34 | 180-325 | .554 | 6-19 | .316 | 99-141 | .702 | 212-6.2 | 465-13.7 |
| 2007-08 | 31 | 214-381 | .562 | 3-6 | .500 | 107-159 | .673 | 242-7.8 | 538-17.4 |
| Totals | 110 | 567-1011 | .561 | 10-32 | .313 | 307-449 | .684 | 691-6.3 | 1451-13.2 |

Jarvis Varnado • 1,403 Points • 2007-10 • F • Brownsville, TN

| Season | GP | FG-A | PCT | 3FG-A | PCT | FT-A | PCT | RBS | PTS |
|---------------|------------|----------------|-------------|------------|-------------|----------------|-------------|-----------------|------------------|
| 2006-07 | 35 | 75-116 | .647 | 0-1 | .000 | 24-45 | .533 | 146-4.2 | 174-5.0 |
| 2007-08 | 34 | 109-170 | .641 | 1-2 | .500 | 50-100 | .500 | 264-7.8 | 269-7.9 |
| 2008-09 | 36 | 180-328 | .549 | 0-1 | .000 | 104-159 | .654 | 317-8.8 | 464-12.9 |
| 2009-10 | 36 | 184-316 | .582 | 0-0 | .000 | 128-210 | .610 | 369-10.3 | 496-13.8 |
| Totals | 141 | 548-930 | .589 | 1-4 | .250 | 306-514 | .689 | 1096-7.8 | 1403-10.0 |

Tang Hamilton • 1,307 Points • 1998-2001 • F • Jackson, MS

| Season | GP | FG-A | PCT | 3FG-A | PCT | FT-A | PCT | RBS | PTS |
|---------------|------------|-----------------|-------------|----------------|-------------|----------------|-------------|----------------|------------------|
| 1997-98 | 29 | 46-110 | .418 | 17-58 | .293 | 17-27 | .630 | 91-3.1 | 126-4.3 |
| 1998-99 | 33 | 138-288 | .479 | 40-122 | .328 | 57-82 | .695 | 187-5.7 | 373-11.3 |
| 1999-00 | 30 | 161-342 | .471 | 43-140 | .307 | 67-96 | .698 | 187-6.2 | 432-14.4 |
| 2000-01 | 31 | 144-289 | .498 | 32-88 | .364 | 56-81 | .691 | 212-6.8 | 376-12.1 |
| Totals | 123 | 489-1029 | .475 | 132-408 | .324 | 197-286 | .689 | 677-5.5 | 1307-10.6 |

Rich Knarr • 1,305 Points • 1973-76 • G • Collinsville, IL

| Season | GP | FG-A | PCT | 3FG-A | PCT | FT-A | PCT | RBS | PTS |
|---------------|-----------|-----------------|-------------|----------|----------|----------------|-------------|----------------|------------------|
| 1972-73 | 26 | 185-426 | .434 | - | - | 97-115 | .843 | 85-3.3 | 467-18.0 |
| 1973-74 | 22 | 150-350 | .429 | - | - | 48-55 | .873 | 60-2.7 | 348-15.8 |
| 1974-75 | 25 | 143-328 | .436 | - | - | 26-35 | .743 | 61-2.4 | 312-12.5 |
| 1975-76 | 24 | 64-142 | .451 | - | - | 50-56 | .893 | 23-1.0 | 178-7.4 |
| Totals | 97 | 542-1246 | .435 | - | - | 221-261 | .847 | 229-2.4 | 1305-13.5 |

Timmy Bowers • 1,300 Points • 2001-04 • G • Gulport, MS

| Season | GP | FG-A | PCT | 3FG-A | PCT | FT-A | PCT | RBS | PTS |
|---------------|------------|-----------------|-------------|----------------|-------------|----------------|-------------|----------------|------------------|
| 2000-01 | 23 | 21-55 | .382 | 6-25 | .240 | 9-14 | .643 | 20-0.9 | 57-2.5 |
| 2001-02 | 32 | 126-297 | .424 | 50-136 | .368 | 38-63 | .603 | 91-2.8 | 340-10.6 |
| 2002-03 | 31 | 162-346 | .468 | 70-170 | .412 | 60-80 | .750 | 117-3.8 | 454-14.6 |
| 2003-04 | 30 | 156-386 | .404 | 71-202 | .351 | 66-89 | .742 | 119-4.0 | 449-15.0 |
| Totals | 116 | 465-1084 | .429 | 197-533 | .370 | 173-246 | .703 | 347-3.0 | 1300-11.2 |

Jack Bouldin • 1,257 Points • 1970-72 • G • Cincinnati, OH

| Season | GP | FG-A | PCT | 3FG-A | PCT | FT-A | PCT | RBS | PTS |
|---------------|-----------|-----------------|-------------|----------|----------|----------------|-------------|----------------|------------------|
| 1969-70 | 24 | 152-353 | .431 | - | - | 66-76 | .868 | 73-3.0 | 370-15.4 |
| 1970-71 | 25 | 190-409 | .465 | - | - | 97-117 | .829 | 58-2.3 | 477-19.1 |
| 1971-72 | 26 | 169-429 | .394 | - | - | 72-98 | .735 | 72-2.8 | 410-15.8 |
| Totals | 75 | 511-1191 | .429 | - | - | 235-291 | .808 | 203-2.7 | 1257-16.8 |

Jerry Graves • 1,245 Points • 1959-61 • F • Lexington, TN

| Season | GP | FG-A | PCT | 3FG-A | PCT | FT-A | PCT | RBS | PTS |
|---------------|-----------|----------------|-------------|----------|----------|----------------|-------------|----------------|------------------|
| 1958-59 | 24 | 85-209 | .407 | - | - | 78-101 | .772 | 195-8.1 | 248-10.3 |
| 1959-60 | 25 | 146-381 | .383 | - | - | 173-216 | .801 | 261-10.4 | 465-18.6 |
| 1960-61 | 25 | 158-293 | .539 | - | - | 216-270 | .800 | 257-10.3 | 532-21.3 |
| Totals | 74 | 389-883 | .441 | - | - | 467-587 | .796 | 713-9.6 | 1245-16.8 |

1,000 POINT CLUB



Erick Dampier • 1,231 Points • 1994-96 • C • New Hebron, MS

| Season | GP | FG-A | PCT | 3FG-A | PCT | FT-A | PCT | RBS | PTS |
|---------------|-----------|----------------|-------------|-------|-----|----------------|-------------|----------------|------------------|
| 1993-94 | 29 | 133-226 | .589 | - | - | 78-159 | .491 | 251-8.7 | 344-11.9 |
| 1994-95 | 30 | 153-239 | .640 | - | - | 87-146 | .596 | 291-9.7 | 393-13.1 |
| 1995-96 | 34 | 195-354 | .551 | - | - | 104-170 | .612 | 317-9.3 | 494-14.5 |
| Totals | 93 | 481-819 | .587 | - | - | 269-475 | .566 | 859-9.2 | 1231-13.2 |

Dave Williams • 1,219 Points • 1966-68 • F/C • Byram, MS

| Season | GP | FG-A | PCT | 3FG-A | PCT | FT-A | PCT | RBS | PTS |
|---------------|-----------|-----------------|-------------|-------|-----|----------------|-------------|-----------------|------------------|
| 1965-66 | 25 | 212-453 | .468 | - | - | 68-95 | .716 | 256-10.2 | 492-19.7 |
| 1966-67 | 25 | 146-371 | .394 | - | - | 100-143 | .699 | 247-9.9 | 392-15.7 |
| 1967-68 | 26 | 134-339 | .395 | - | - | 67-102 | .657 | 269-10.3 | 335-12.9 |
| Totals | 76 | 492-1163 | .423 | - | - | 235-340 | .691 | 772-10.2 | 1219-16.0 |

Leland Mitchell • 1,219 Points • 1961-63 • F • Kiln, MS

| Season | GP | FG-A | PCT | 3FG-A | PCT | FT-A | PCT | RBS | PTS |
|---------------|-----------|-----------------|-------------|-------|-----|----------------|-------------|----------------|------------------|
| 1960-61 | 25 | 126-313 | .403 | - | - | 70-101 | .693 | 210-8.4 | 322-12.9 |
| 1961-62 | 25 | 162-408 | .397 | - | - | 93-120 | .775 | 222-8.9 | 417-16.7 |
| 1962-63 | 28 | 179-408 | .439 | - | - | 122-171 | .713 | 273-9.8 | 480-17.1 |
| Totals | 78 | 467-1129 | .414 | - | - | 285-392 | .727 | 705-9.0 | 1219-15.6 |

Mario Austin • 1,199 Points • 2001-03 • F/C • York, AL

| Season | GP | FG-A | PCT | 3FG-A | PCT | FT-A | PCT | RBS | PTS |
|---------------|-----------|----------------|-------------|-------------|-------------|----------------|-------------|----------------|------------------|
| 2000-01 | 31 | 99-207 | .478 | 1-5 | .200 | 48-73 | .658 | 112-3.6 | 246-7.9 |
| 2001-02 | 35 | 209-375 | .557 | - | - | 146-222 | .658 | 266-7.6 | 565-16.1 |
| 2002-03 | 25 | 149-279 | .534 | 5-12 | .417 | 85-128 | .664 | 192-7.7 | 388-15.5 |
| Totals | 91 | 457-861 | .531 | 6-17 | .353 | 279-423 | .660 | 570-6.3 | 1199-13.2 |

Marckell Patterson • 1,168 Points • 1999-02 • F/G • Eupora, MS

| Season | GP | FG-A | PCT | 3FG-A | PCT | FT-A | PCT | RBS | PTS |
|---------------|------------|----------------|-------------|----------------|-------------|----------------|-------------|----------------|-----------------|
| 1998-99 | 28 | 42-102 | .412 | 6-24 | .250 | 21-31 | .677 | 89-3.2 | 111-4.0 |
| 1999-00 | 28 | 89-199 | .447 | 21-64 | .328 | 49-70 | .700 | 108-3.9 | 248-8.9 |
| 2000-01 | 31 | 127-275 | .462 | 42-113 | .372 | 82-103 | .796 | 136-4.4 | 378-12.2 |
| 2001-02 | 35 | 145-301 | .482 | 32-97 | .330 | 109-140 | .779 | 147-4.2 | 431-12.3 |
| Totals | 122 | 403-877 | .460 | 101-298 | .339 | 261-344 | .759 | 480-3.9 | 1168-9.6 |

Gary Hooker • 1,144 Points • 1976-78 • F • Manhattan, NY

| Season | GP | FG-A | PCT | 3FG-A | PCT | FT-A | PCT | RBS | PTS |
|---------------|-----------|----------------|-------------|-------|-----|----------------|-------------|----------------|------------------|
| 1975-76 | 26 | 186-391 | .476 | - | - | 89-124 | .718 | 175-6.7 | 461-17.7 |
| 1976-77 | 27 | 146-338 | .432 | - | - | 108-134 | .806 | 196-7.3 | 400-14.8 |
| 1977-78 | 27 | 120-214 | .561 | - | - | 43-62 | .694 | 193-7.1 | 283-10.5 |
| Totals | 80 | 452-943 | .479 | - | - | 240-320 | .750 | 564-7.1 | 1144-14.3 |

Wiley Peck • 1,136 Points • 1976-79 • F • Montgomery, AL

| Season | GP | FG-A | PCT | 3FG-A | PCT | FT-A | PCT | RBS | PTS |
|---------------|------------|----------------|-------------|-------|-----|----------------|-------------|----------------|------------------|
| 1975-76 | 25 | 83-154 | .539 | - | - | 26-55 | .473 | 169-6.8 | 192-7.7 |
| 1976-77 | 27 | 104-195 | .533 | - | - | 68-114 | .596 | 250-9.3 | 276-10.2 |
| 1977-78 | 27 | 98-171 | .573 | - | - | 65-129 | .504 | 228-8.4 | 261-9.7 |
| 1978-79 | 28 | 154-239 | .644 | - | - | 99-158 | .627 | 317-11.3 | 407-14.5 |
| Totals | 107 | 439-759 | .578 | - | - | 258-456 | .566 | 964-9.0 | 1136-10.6 |

Greg Carter • 1,123 Points • 1988-91 • F • Forest, MS

| Season | GP | FG-A | PCT | 3FG-A | PCT | FT-A | PCT | RBS | PTS |
|---------------|------------|----------------|-------------|---------------|-------------|----------------|-------------|----------------|-----------------|
| 1987-88 | 27 | 59-130 | .454 | 8-23 | .348 | 14-23 | .609 | 83-3.1 | 140-5.2 |
| 1988-89 | 28 | 66-137 | .482 | 5-18 | .278 | 11-15 | .733 | 98-3.5 | 148-5.3 |
| 1989-90 | 30 | 140-252 | .556 | 17-41 | .415 | 92-111 | .829 | 204-6.8 | 389-13.0 |
| 1990-91 | 29 | 170-301 | .565 | 10-36 | .278 | 96-121 | .793 | 226-7.8 | 446-15.4 |
| Totals | 114 | 435-820 | .531 | 40-118 | .339 | 213-270 | .789 | 611-5.4 | 1123-9.9 |

Tyrone Washington • 1,119 Points • 1996-99 • C • Indianola, MS

| Season | GP | FG-A | PCT | 3FG-A | PCT | FT-A | PCT | RBS | PTS |
|---------------|------------|----------------|-------------|-------|-----|----------------|-------------|----------------|-----------------|
| 1995-96 | 31 | 22-54 | .407 | - | - | 12-20 | .600 | 64-2.1 | 56-1.8 |
| 1996-97 | 30 | 103-241 | .427 | - | - | 64-89 | .719 | 237-7.9 | 270-9.0 |
| 1997-98 | 29 | 147-277 | .531 | - | - | 79-131 | .603 | 269-9.3 | 373-12.9 |
| 1998-99 | 33 | 158-315 | .502 | - | - | 104-160 | .650 | 277-8.4 | 420-12.7 |
| Totals | 123 | 430-887 | .485 | - | - | 259-400 | .648 | 847-6.9 | 1119-9.1 |



1,000 POINT CLUB

W.D. "Red" Stroud • 1,116 Points • 1961-63 • G • Forest, MS

| Season | GP | FG-A | PCT | 3FG-A | PCT | FT-A | PCT | RBS | PTS |
|---------------|-----------|----------------|-------------|-------|-----|----------------|-------------|----------------|------------------|
| 1960-61 | 24 | 119-243 | .490 | - | - | 60-84 | .714 | 67-2.8 | 298-12.4 |
| 1961-62 | 25 | 141-314 | .449 | - | - | 116-137 | .847 | 42-1.7 | 398-15.9 |
| 1962-63 | 25 | 150-348 | .431 | - | - | 120-138 | .870 | 90-3.6 | 420-16.8 |
| Totals | 74 | 410-905 | .453 | - | - | 296-359 | .825 | 199-2.7 | 1116-15.1 |

Craig Sword • 1,089 Points • 2013-Present • G • Montgomery, AL

| Season | GP | FG-A | PCT | 3FG-A | PCT | FT-A | PCT | RBS | PTS |
|---------------|-----------|----------------|-------------|---------------|-------------|----------------|-------------|----------------|------------------|
| 2012-13 | 32 | 120-296 | .405 | 13-67 | .194 | 82-148 | .554 | 92-2.9 | 335-10.5 |
| 2013-14 | 32 | 157-324 | .485 | 12-44 | .273 | 111-179 | .620 | 120-3.8 | 437-13.7 |
| 2014-15 | 28 | 97-215 | .451 | 27-75 | .360 | 96-137 | .701 | 79-2.8 | 317-11.3 |
| Totals | 92 | 374-835 | .448 | 52-186 | .280 | 289-464 | .623 | 291-3.2 | 1089-11.8 |

Larry Fry • 1,079 Points • 1973-75 • F • Lexington, TN

| Season | GP | FG-A | PCT | 3FG-A | PCT | FT-A | PCT | RBS | PTS |
|---------------|-----------|----------------|-------------|-------|-----|----------------|-------------|----------------|------------------|
| 1972-73 | 26 | 123-236 | .521 | - | - | 79-106 | .745 | 200-7.7 | 325-12.5 |
| 1973-74 | 26 | 141-233 | .605 | - | - | 68-100 | .680 | 200-7.7 | 350-13.5 |
| 1974-75 | 26 | 167-292 | .572 | - | - | 70-113 | .619 | 228-8.8 | 404-15.5 |
| Totals | 78 | 431-761 | .566 | - | - | 217-319 | .680 | 628-8.1 | 1079-13.8 |

Lawrence Roberts • 1,048 Points • 2004-05 • F • Houston, TX

| Season | GP | FG-A | PCT | 3FG-A | PCT | FT-A | PCT | RBS | PTS |
|---------------|-----------|----------------|-------------|--------------|-------------|----------------|-------------|-----------------|------------------|
| 2003-04 | 30 | 175-337 | .519 | 12-40 | .300 | 144-227 | .634 | 303-10.1 | 506-16.9 |
| 2004-05 | 32 | 171-382 | .448 | 12-41 | .293 | 188-288 | .653 | 351-11.0 | 542-16.9 |
| Totals | 62 | 346-719 | .481 | 24-81 | .296 | 332-515 | .645 | 654-10.5 | 1048-16.9 |

Greg Lockhart • 1,042 Points • 1986-89 • G • Memphis, TN

| Season | GP | FG-A | PCT | 3FG-A | PCT | FT-A | PCT | RBS | PTS |
|---------------|------------|----------------|-------------|--------------|-------------|----------------|-------------|----------------|------------------|
| 1985-86 | 30 | 107-257 | .416 | - | - | 50-61 | .820 | 37-1.2 | 264-8.8 |
| 1986-87 | 13 | 45-115 | .391 | 3-17 | .176 | 14-21 | .667 | 25-1.9 | 107-8.2 |
| 1987-88 | 29 | 104-258 | .403 | 9-35 | .257 | 70-96 | .729 | 85-2.9 | 287-9.9 |
| 1988-89 | 28 | 142-304 | .467 | 18-46 | .391 | 82-103 | .796 | 88-3.1 | 384-13.7 |
| Totals | 100 | 398-934 | .426 | 30-98 | .306 | 216-281 | .769 | 235-2.4 | 1042-10.4 |



Against Kentucky on Feb. 25, 2015, Craig Sword became the 34th player in MSU history to score 1,000 points for a career.

PLAYERS WITH 1,000-PLUS POINTS

| No. | Name | Points | No. | Name | Points |
|------|---------------------|--------|------|-------------------------|--------|
| 1. | Jeff Malone..... | 2,142 | 18. | Timmy Bowers..... | 1,300 |
| 2. | Bailey Howell..... | 2,030 | 19. | Jack Bouldin..... | 1,257 |
| 3. | Jim Ashmore..... | 1,918 | 20. | Jerry Graves..... | 1,245 |
| 4. | Rickey Brown..... | 1,838 | 21. | Erick Dampier..... | 1,231 |
| 5. | Ray White..... | 1,652 | T22. | Dave Williams..... | 1,219 |
| 6. | Dee Bost..... | 1,640 | T22. | Leland Mitchell..... | 1,219 |
| 7. | Darryl Wilson..... | 1,619 | 24. | Mario Austin..... | 1,199 |
| 8. | Barry Stewart..... | 1,602 | 25. | Marckell Patterson..... | 1,168 |
| 9. | Jamont Gordon..... | 1,558 | 26. | Gary Hooker..... | 1,144 |
| 10. | Jerry Jenkins..... | 1,503 | 27. | Wiley Peck..... | 1,136 |
| 11. | Tony Watts..... | 1,491 | 28. | Greg Carter..... | 1,123 |
| T12. | Ravenn Johnson..... | 1,460 | 29. | Tyrone Washington..... | 1,119 |
| T12. | Cameron Burns..... | 1,460 | 30. | W.D. "Red" Stroud..... | 1,116 |
| 14. | Charles Rhodes..... | 1,451 | 31. | Craig Sword..... | 1,089 |
| 15. | Jarvis Varnado..... | 1,403 | 32. | Larry Fry..... | 1,079 |
| 16. | Tang Hamilton..... | 1,307 | 33. | Lawrence Roberts..... | 1,048 |
| 17. | Rich Knarr..... | 1,305 | 34. | Greg Lockhart..... | 1,042 |



Bailey Howell



Lawrence Roberts



Jarvis Varnado

MSU ALL-AMERICANS

- 1956-57:** Jim Ashmore (3rd Team AP & UPI; 2nd Team Converse; 1st Team Helms Foundation)
- 1957-58:** Bailey Howell (Consensus 2nd Team)
- 1958-59:** Bailey Howell (Consensus 1st Team)
- 1961-62:** Red Stroud (2nd Team Converse; 3rd Team Helms; 1st Team Coach & Athlete)
- 1962-63:** Red Stroud (2nd Team Converse)
- 1962-63:** Leland Mitchell (Honorable Mention Converse)
- 1979-80:** Rickey Brown (Citizen Savings Athletic Foundation)
- 1982-83:** Jeff Malone (1st Team Sporting News; 3rd Team NABC; 5th Team Basketball Times)

- 1990-91:** Greg Carter (Honorable Mention AP)
- 1992-93:** Chuck Evans (Honorable Mention UPI)
- 1994-95:** Erick Dampier (Honorable Mention AP)
- 1995-96:** Erick Dampier (Honorable Mention AP)
- 2002-03:** Mario Austin (5th Team Foxsports.com; Honorable Mention AP)
- 2003-04:** Lawrence Roberts (Consensus 1st Team)
- 2004-05:** Lawrence Roberts (Honorable Mention AP)
- 2006-07:** Jamont Gordon (3rd Team Rivals.com)
- 2007-08:** Jamont Gordon (2nd Team Scout.com; 6th team ESPN.com)
- 2008-09:** Jarvis Varnado (Honorable Mention AP; CollegeInsider.com); Dee Bost (Honorable Mention Freshman CollegeHoops.net)

ALL-SEC

- 1949-50:** Herb Hargett (2nd AP)
- 1950-51:** Herb Hargett (2nd AP)
- 1951-52:** Coyte Vance (2nd AP)
- 1952-53:** Gerald Caveness (2nd AP)
- 1953-54:** Gerald Caveness (3rd AP)
- 1954-55:** Jim Ashmore (2nd AP)
- 1955-56:** Jim Ashmore (1st AP & Coaches)
- 1956-57:** Jim Ashmore (1st AP & Coaches)
Bailey Howell (1st AP & Coaches)
- 1957-58:** Bailey Howell (1st AP, Coaches)
- 1958-59:** Bailey Howell (1st AP, Coaches)
- 1959-60:** Jerry Graves (2nd AP, Coaches)
Charles Hull (3rd AP)
- 1960-61:** Jerry Graves (1st AP, Coaches)
W.D. "Red" Stroud (3rd AP)
- 1961-62:** Leland Mitchell (1st AP, Coaches)
W.D. "Red" Stroud (1st AP, Coaches)
- 1962-63:** Leland Mitchell (1st AP, Coaches)
W.D. "Red" Stroud (1st AP, Coaches)
Joe Dan Gold (3rd AP, Coaches)
Doug Hutton (3rd AP)
- 1963-64:** Dave Williams (2nd AP & UPI, Coaches)
- 1965-66:** Gary Washington (Hon. Mention AP)
Dave Williams (1st UPI, 2nd AP)
- 1966-67:** Tom Payne (2nd AP, 3rd UPI)
- 1967-68:** Jack Bouldin (3rd AP)
- 1969-70:** Jack Bouldin (3rd AP)
- 1970-71:** Jack Bouldin (2nd AP & UPI, Coaches)
- 1972-73:** Rich Knarr (3rd AP & UPI)
- 1973-74:** Jerry Jenkins (3rd AP, Coaches)
- 1974-75:** Jerry Jenkins (2nd AP, 3rd UPI, Coaches)
- 1975-76:** Ray White (3rd AP & UPI, Coaches)
- 1976-77:** Rickey Brown (2nd AP & UPI, Coaches)
- 1977-78:** Wiley Peck (2nd AP)
Ray White (2nd AP, 3rd UPI, Coaches)
Rickey Brown (2nd UPI, 3rd AP)
- 1978-79:** Wiley Peck (2nd AP & UPI, Coaches)

- Ray White (2nd AP & UPI, Coaches)
Greg Grim (3rd AP)
- **1979-80:** Rickey Brown (1st AP & UPI, Coaches)
- **1980-81:** Jeff Malone (2nd AP, 3rd UPI, Coaches)
- **1981-82:** Jeff Malone (2nd AP, 3rd UPI, Coaches)
- **1982-83:** Jeff Malone (1st AP & UPI, Coaches)
- **1984-85:** Ken Harvey (3rd AP & UPI, Coaches)
- **1988-89:** Cameron Burns (3rd AP & UPI, Coaches)
- **1989-90:** Cameron Burns (2nd AP & UPI, Coaches)
Greg Carter (3rd AP)
- **1990-91:** Cameron Burns (1st AP, 2nd UPI, Coaches)
Greg Carter (1st AP & UPI, Coaches)
- **1991-92:** Tony Watts (2nd AP, Coaches)
Chuck Evans (3rd AP)
- **1992-93:** Chuck Evans (2nd AP, Coaches)
- **1993-94:** Erick Dampier (2nd AP & Coaches)
Darryl Wilson (3rd AP)
- **1994-95:** Erick Dampier (1st AP & Coaches)
Darryl Wilson (2nd AP & Coaches)
Marcus Grant (3rd Coaches)
- **1995-96:** Erick Dampier (1st AP & Coaches)
Darryl Wilson (1st Coaches, 2nd AP)
- **1996-97:** Horatio Webster (2nd AP & Coaches)
- **1997-98:** Horatio Webster (1st Coach, 2nd AP)
Tyrone Washington (3rd AP & Coach)
- **1998-99:** Tyrone Washington (2nd AP, 3rd Coaches)
- **1999-00:** Robert Jackson (3rd Coaches)
- **2001-02:** Mario Austin (2nd AP & Coaches)
Derrick Zimmerman (3rd AP)
- **2002-03:** Mario Austin (1st AP & Coaches)
Timmy Bowers (3rd AP)
Derrick Zimmerman (3rd AP)
- **2003-04:** Timmy Bowers (1st AP & Coaches)
Lawrence Roberts (1st AP & Coaches)
- **2004-05:** Lawrence Roberts (1st AP & Coaches)
Shane Power (2nd Coaches)
- **2005-06:** Charles Rhodes (2nd AP & Coaches)
- **2006-07:** Jamont Gordon (1st Coach & 2nd AP)



MSU HONORS

- 2007-08: Charles Rhodes (2nd Coaches) •
Jamont Gordon (1st Coaches & 1st AP) •
Charles Rhodes (1st Coaches & 2nd AP) •
Jarvis Varnado (Honorable Men. AP) •
- 2008-09: Jarvis Varnado (1st Coaches & 1st AP) •
- 2009-10: Jarvis Varnado (1st Coaches & 1st AP) •
Dee Bost (2nd Coaches & HM AP) •
- 2010-11: Dee Bost (2nd Coaches & HM AP) •
- 2011-12: Dee Bost (1st Coaches & 1st AP) •
Arnett Moultrie (1st Coaches & 1st AP) •
- 2014-15: Craig Sword (2nd Coaches) •

SEC COACH OF THE YEAR

- 1960-61: Babe McCarthy (AP) •
- 1961-62: Babe McCarthy (AP) •
- 1962-63: Babe McCarthy (AP) •
- 1970-71: Kermit Davis (AP) •
- 1977-78: Ron Greene (AP, UPI) •
- 1984-85: Bob Boyd (AP, UPI) •
- 1990-91: Richard Williams (UPI, Coaches) •
- 1994-95: Richard Williams (AP, Coaches) •
- 2003-04: Rick Stansbury (AP) •

SEC PLAYER OF THE YEAR

- 1956-57: Jim Ashmore (AP players poll) •
- 1957-58: Bailey Howell (AP players poll, United Press) •
- 1958-59: Bailey Howell (AP players poll) •
- 1961-62: W.D. "Red" Stroud (AP poll) •
- 1982-83: Jeff Malone (UPI) •
- 2003-04: Lawrence Roberts (AP, Coaches) •

SEC NEWCOMER OF THE YEAR

- 1996-97: Horatio Webster (AP) •
- 2003-04: Lawrence Roberts (AP) •

SEC DEFENSIVE PLAYER OF THE YEAR

- 1961-62: Jack Berkshire •
- 2007-08: Jarvis Varnado (Unanimous pick) •
- 2008-09: Jarvis Varnado •
- 2009-10: Jarvis Varnado •

SEC ALL-FRESHMAN

- 1985-86: Greg Lockhart •
- 1988-89: Tony Watts •
- 1993-94: Erick Dampier (Unanimous pick) •
- 2003-04: Gary Ervin (Unanimous pick) •
- 2005-06: Jamont Gordon (Unanimous pick) •
- 2006-07: Ben Hansbrough; Barry Stewart •
- 2008-09: Dee Bost •
- 2011-12: Rodney Hood •
- 2012-13: Craig Sword •
Gavin Ware •

SEC ALL-DEFENSIVE TEAM

- 1990-91: Greg Carter (Coaches) •
- 2007-08: Jarvis Varnado (Coaches) •
- 2008-09: Jarvis Varnado (Coaches) •
- 2009-10: Jarvis Varnado (Coaches) •

SEC SCHOLAR-ATHLETE OF THE YEAR

- 2003-04: Shane Power •
- 2010-11: Riley Benock •

SEC PLAYER OF WEEK

- 2-3-91: Greg Carter •
- 3-3-91: Greg Carter •
- 2-17-92: Tony Watts •
- 1-17-94: Erick Dampier •
- 1-9-95: Erick Dampier •
- 2-6-95: Darryl Wilson •
- 12-4-95: Erick Dampier •
- 1-8-96: Darryl Wilson •
- 2-12-96: Darryl Wilson •
- 1-4-98: Tyrone Washington •
- 2-7-99: Detrick White •
- 1-1-01: Antonio Jackson •
- 1-7-02: Mario Austin •
- 3-4-02: Mario Austin •
- 12-15-02: Mario Austin •
- 11-24-03: Lawrence Roberts •
- 2-16-04: Lawrence Roberts •
- 3-8-04: Timmy Bowers •
- 12-27-04: Lawrence Roberts •
- 1-3-05: Lawrence Roberts •
- 12-31-07: Barry Stewart •
- 1-21-08: Jamont Gordon •
- 3-3-08: Charles Rhodes •

- 11-24-08: Jarvis Varnado •
- 12-14-09: Ravern Johnson •
- 1-18-10: Jarvis Varnado •
- 3-1-10: Jarvis Varnado •
- 1-17-11: Dee Bost •
- 3-7-11: Ravern Johnson •
- 1-16-12: Arnett Moultrie •
- 12-2-13: Craig Sword •

SEC ROOKIE OF THE WEEK

- 1-11-88: Carl Nichols •
- 1-23-89: Tony Watts •
- 2-6-89: Cameron Burns •
- 2-20-89: Cameron Burns •
- 3-9-92: Johnny Walker •

SEC FRESHMAN OF THE WEEK

- 12-5-05: Jamont Gordon •
- 12-26-05: Jamont Gordon •
- 2-6-06: Jamont Gordon •
- 3-6-06: Jamont Gordon •
- 12-4-06: Ben Hansbrough •
- 1-15-07: Barry Stewart •
- 1-22-07: Barry Stewart •
- 1-12-09: Dee Bost •
- 2-9-09: Dee Bost •
- 11-21-11: Rodney Hood •
- 12-24-12: Gavin Ware •
- 1-14-13: Craig Sword •
- 3-11-13: Craig Sword •

SEC ACADEMIC HONOR ROLL

- 1962-63: Joe Dan Gold, Physical Education •
- 1963-64: Aubrey Nichols, Pre-Law (2nd Team) •
- 1966-67: John Sapen, Mathematics •
Herb Biggs, Political Science (HM) •
Chuck Wade, Education •
- 1968-69: Johnny Pearson, Pol. Science (2nd T) •
- 1970-71: Jeff Watkins, Mech. Engineering (HM) •
- 1971-72: Johnny Pearson, Business (HM) •
- 1972-73: Terry Kusnierz, Education •
- 1973-74: Bill Singletary, Business •
Rich Knarr, Physical Education •
Jeff Stroman, Business (2nd Team) •
- 1974-75: Terry Kusnierz, Phys. Education (HM) •
- 1975-76: Jeff Stroman, Accounting (2nd Team) •
Rich Knarr, Physical Education •
Joe Dean, Education (2nd Team) •
Jeff Stroman, Accounting (2nd Team) •
- 1979-80: Tom Schuberth, Physical Education •
- 1986-87: Mark Peters, Chemical Engineering •
- 1988-89: Carl Nichols, Computer Engineering •
- 1989-90: Carl Nichols, Business Accounting •
Cameron Burns, Physical Education •
Carl Nichols, Accounting •
- 1990-91: Brad Smith, Undecided •
- 1992-93: Orient Watson, Fitness Management •
Marcus Grant, Communication •
- 1993-94: David Domingue, Communication •
Marcus Grant, Communication •
- 1994-95: Marcus Grant, Communication •
Whit Hughes, Pre-Accountancy •
Russell Walters, Poultry Science •
Jay Walton, Communication •
- 1995-96: Erick Dampier, Teaching & Coaching •
Whit Hughes, Marketing •
Jay Walton, MBA •
Bubba Wilson, Interdiscipline Studies •
- 1996-97: McKie Edmonson, Accounting •
Whit Hughes, Marketing •
- 1997-98: Bart Hyche, General Business Admin. •
McKie Edmonson, Accounting •
Whit Hughes, MBA •
Bart Hyche, Marketing •
David Redding, Educ. Psychology •
- 1998-99: Bart Hyche, Marketing •
Tyrone Washington, Gen. Bus. Ad. •
Detrick White, Interdiscipline Studies •
- 2000-01: T.J. Billups, Sports Communication •
Ward Griffith, Teaching/Coaching •
Robert Jackson, Teaching/Coaching •
- 2001-02: Corey Stidham, Teaching/Coaching •
- 2002-03: Guy Gardner, Secondary Education •
Roy Goffer, Business Info. Systems •
Michal Ignerski, Fitness Management •
Wesley Morgan, Sports Comm. •
Corey Stidham, Teaching/Coaching •
- 2003-04: Michael Boler, Biological Sciences •



- 2004-05: Dennis Buse, Mktg./Sports Admin.
Wesley Morgan, Sports Comm.
Shane Power, Sports Communication
Billy Begley, Business Management
Michael Boler, Biological Sciences
- 2005-06: Wesley Morgan, Physical Education
Shane Power, Sports Administration
Piotr Stelmach, Physical Education
Billy Begley, Business Management
Michael Boler, Biological Sciences
Wesley Morgan, Communication
Piotr Stelmach, Physical Education
- 2006-07: Billy Begley, Business Management
Piotr Stelmach, Physical Education
- 2007-08: Billy Begley, Business Management
Joseph Lupe, Accounting
- 2008-09: Riley Benock, Physical Education
Brandon Bolen, Economics
Taylor Luczak, Political Science
- 2009-10: Riley Benock, Physical Education
Twany Beckham, Business
Brandon Bolen, Economics
Taylor Luczak, Political Science
- 2010-11: Riley Benock, Kinesiology
Brandon Bolen, Graduate Applied Econ
Taylor Luczak, Political Science
Charles Parker, Animal & Dairy Sciences
Shaun Smith, Kinesiology
- 2011-12: Taylor Luczak
- 2011-12: Colin Borchert
Tyson Cunningham
Baxter Price

SEC FRESHMAN ACADEMIC HONOR ROLL

- 2002-03: Stephen Cowherd
- 2003-04: Billy Begley
Piotr Stelmach
- 2006-07: Joseph Lupe
- 2007-08: Riley Benock
- 2008-09: Romero Osby
Twany Beckham

SEC ALL-TOURNAMENT TEAM

- 1933: Frank Waits (1st Team)
Buford Taylor (2nd Team)
George Pillow (2nd Team)
- 1943: Eugene Bledsoe (1st Team)
- 1950: Willard Daley (2nd Team)
- 1951: Herb Hargett (2nd Team)
- 1952: Coyte Vance (2nd Team)
- 1983: Jeff Malone
- 1986: Chauncey Robinson
- 1996: Dontae' Jones (MVP), Darryl Wilson
- 1999: Detrick White
- 2002: Mario Austin (MVP)
Derrick Zimmerman
- 2003: Timmy Bowers, Derrick Zimmerman
- 2009: Jarvis Varnado (MVP), Barry Stewart
- 2010: Jarvis Varnado, Barry Stewart

Southern Conference All-Tournament Team

- 1923: K.P. Gatchell
H.G. Perkins
- 1924: K.P. Gatchell
- 1926: H.L. Stone (1st Team)

NCAA TOURNAMENT ALL-REGIONAL TEAM

- 1963: Leland Mitchell (Midwest Regional)
- 1996: Dontae' Jones (Southeast Reg. MVP)
Erick Dampier (Southeast Regional)
Darryl Wilson (Southeast Regional)

NIT ALL-TOURNAMENT TEAM

- 2007: Jamont Gordon

NABC ALL-DISTRICT TEAM

- 1951-52: Coyte Vance (Honorable Mention)
- 1956-57: Jim Ashmore
- 1957-58: Bailey Howell (1st Team)
- 1958-59: Bailey Howell (1st Team)
- 1960-61: Jerry Graves (2nd Team)
- 1961-62: Red Stroud (2nd Team)
Leland Mitchell (3rd Team)
- 1962-63: Red Stroud (1st Team)
Leland Mitchell (2nd Team)
- 1978-79: Ray White (1st Team)
Wiley Peck (2nd Team)
Rickey Brown (2nd Team)

- 1979-80: Rickey Brown (1st Team)
- 1980-81: Jeff Malone (2nd Team)
- 1981-82: Jeff Malone (1st Team)
- 1982-83: Jeff Malone (1st Team)
- 1988-89: Cameron Burns (2nd Team)
- 1990-91: Cameron Burns (1st Team)
Greg Carter (2nd Team)
Richard Williams (Coach of the Year)
Erick Dampier (2nd Team)
- 1993-94: Erick Dampier (1st Team)
- 1994-95: Darryl Wilson (2nd Team)
Richard Williams (Coach of the Year)
Erick Dampier (1st Team)
Darryl Wilson (1st Team)
- 1995-96: Horatio Webster (2nd Team)
Horatio Webster (1st Team)
- 1996-97: Tyrone Washington (2nd Team)
- 1997-98: Tyrone Washington (1st Team)
- 1998-99: Mario Austin (2nd Team)
- 2001-02: Mario Austin (1st Team)
- 2002-03: Lawrence Roberts (1st Team)
Timmy Bowers (2nd Team)
Rick Stansbury (Coach of the Year)
Lawrence Roberts (1st Team)
- 2004-05: Jamont Gordon (2nd Team)
- 2006-07: Jamont Gordon (1st Team)
- 2007-08: Charles Rhodes (2nd Team)
Jarvis Varnado (2nd Team)
- 2008-09: Jarvis Varnado (1st Team)
- 2009-10: Arnett Moultrie (1st Team)
- 2011-12: Dee Bost (2nd Team)

USBWA ALL-DISTRICT TEAM

- 1990-91: Cameron Burns
Richard Williams (Coach of the Year)
- 1993-94: Erick Dampier
- 1994-95: Erick Dampier
Darryl Wilson
Richard Williams (Coach of the Year)
- 1995-96: Erick Dampier
- 1996-97: Horatio Webster
- 1997-98: Horatio Webster
- 2001-02: Mario Austin
- 2002-03: Mario Austin
- 2003-04: Lawrence Roberts
Timmy Bowers
Rick Stansbury (Coach of the Year)
Lawrence Roberts
- 2004-05: Jamont Gordon
- 2007-08: Jarvis Varnado
- 2008-09: Jarvis Varnado
- 2009-10: Arnett Moultrie

SPORTING NEWS TOP DEFENSIVE PLAYER

- 2009-10: Jarvis Varnado

NABC DEFENSIVE PLAYER OF THE YEAR

- 2009-10: Jarvis Varnado

LEFTY DRIESSELL AWARD

- 2009-10: Jarvis Varnado

COLLEGEINSIDER.COM SEC MVP

- 2009-10: Jarvis Varnado



In 2011, Riley Benock was named the SEC's Scholar Athlete of the Year.



HALL OF FAMER BAILEY HOWELL

Bailey Howell, the greatest name in MSU basketball history, was enshrined into the Naismith Memorial Basketball Hall of Fame in Springfield, Mass., on Sept. 29, 1997.

Listed below are some of the many accomplishments achieved by Bailey Howell during his record-setting collegiate stint at Mississippi State and productive 12-year NBA career:


- ❖ Member of the Tennessee, Mississippi and MSU Sports Halls of Fame.
- ❖ Namesake of the Cellular South Howell Trophy, presented annually to the top male basketball player among Mississippi's four-year colleges.
- ❖ Two-time All-American and three-time first-team All-SEC selection.
- ❖ Consensus first-team All-American as senior (1958-59) and consensus second-team All-American as a junior (1957-58).
- ❖ Ranked among the nation's Top 10 statistical leaders in both scoring and rebounding during all three varsity seasons (1957-59).
- ❖ Ranked fourth nationally in scoring during junior (27.8 ppg) and senior (27.5 ppg) years.
- ❖ Led the NCAA in field-goal percentage (56.8%) as a sophomore, and was second in rebounding as a senior (15.2 rpg).
- ❖ Owns career records for scoring average (27.1), rebounds (1,277), rebounding average (17.0 rpg), free throws made (682) and free throws attempted (892). Ranks second at MSU with 2,030 points.
- ❖ Owns MSU's single-game scoring (47 points vs. Union in 1958) and rebounding (34 rebounds vs. LSU in 1957) marks.
- ❖ Served as co-captain as a junior and tri-captain as a senior, helping lead coach Babe McCarthy's teams to a three-year composite record of 61-14, including an SEC title during his senior campaign.
- ❖ Starred for 12 years in the NBA, having ranked among the all-time Top 10 leaders in nine statistical categories upon his retirement in 1971.
- ❖ Six-time NBA All-Star named to the All-NBA Second Team in 1963.
- ❖ Member of two NBA World Championship teams (1968 & 1969) with the Boston Celtics.
- ❖ Selected by the Detroit Pistons in the first round (second pick overall) of the 1959 NBA Draft.



Lawrence Roberts was the winner of the 2005 Bailey Howell Trophy.



The 2010 Bailey Howell Trophy was presented to Jarvis Varnado.



In 2012 as a junior, Arnett Moultrie won the Bailey Howell Trophy.

POSTSEASON TOURNAMENT HISTORY



NCAA TOURNAMENT HISTORY (11-10)

1963 NCAA Midwest Reg. (East Lansing, MI)

Loyola (Chicago) 61, MSU 51 (1st Round)
MSU 65, Bowling Green 60 (Consolation)

1991 NCAA East Regional (Syracuse, NY)

Eastern Michigan 76, MSU 56 (1st Round)

1995 NCAA West Regional

MSU 75, Santa Clara 67 (1st Rnd @ Boise, ID)
MSU 78, Utah 64 (2nd Round @ Boise, ID)
UCLA 86, MSU 67 (Semis @ Oakland, CA)

1996 NCAA Southeast Regional

MSU 58, VCU 51 (1st Rnd @ Indianapolis)
MSU 63, Princeton 41 (2nd Rnd @ Indianapolis)
MSU 60, UConn 55 (Semis @ Lexington, KY)
MSU 73, Cincinnati 63 (Finals @ Lexington, KY)

1996 NCAA Final Four (East Rutherford, NJ)

Syracuse 77, MSU 69 (National Semifinals)

2002 NCAA Midwest Regional (Dallas, TX)

MSU 70, McNeese State 58 (1st Round)
Texas 68, MSU 64 (2nd Round)

2003 NCAA East Regional (Birmingham, AL)

Butler 47, MSU 46 (1st Round)

2004 NCAA Atlanta Regional (Orlando, FL)

MSU 85, Monmouth 52 (1st Round)
Xavier 89, MSU 74 (2nd Round)

2005 NCAA Austin Regional (Charlotte, NC)

MSU 93, Stanford 70 (1st Round)
Duke 63, MSU 55 (2nd Round)

2008 NCAA Little Rock Reg. (Little Rock, AR)

MSU 76, Oregon 69 (1st Round)
Memphis 77, MSU 74 (2nd Round)

2009 NCAA Portland Regional (Portland, OR)

Washington 71, MSU 58 (1st Round)

NIT HISTORY (7-8)

1979 NIT (Starkville, MS)

Alcorn State 80, MSU 78 (1st Round)

1990 NIT (Starkville, MS/New Orleans, LA)

MSU 84, Baylor 75 (1st Round @ MSU)
New Orleans 65, MSU 60 (2nd Round @ UNO)

1994 NIT (Manhattan, KS)

Kansas State 78, MSU 67 (1st Round)

1999 NIT (Fort Collins, CO)

Colorado State 69, MSU 56 (1st Round)

2001 NIT (Starkville, MS/Pittsburgh, PA)

MSU 75, Southern Miss 68 (1st Round @ MSU)
MSU 66, Pittsburgh 61 (2nd Rnd @ Pittsburgh)
Tulsa 77, MSU 75 (Quarterfinals @ MSU)

2007 NIT (Starkville, MS)

MSU 82, Mississippi Valley St. 63 (1st Round)
MSU 101, Bradley 72 (2nd Round)
MSU 86, Florida State 71 (Quarterfinals)

2007 NIT Semifinals (New York, NY)

West Virginia 63, MSU 62 (National Semifinals)

2010 NIT (Starkville, MS)


MSU 81, Jackson State 67 (1st Round)
North Carolina 76, MSU 74 (2nd Round)

2012 NIT (Starkville, MS)

UMass 101, MSU 96 (1st Round)



Erick Dampier led Mississippi State to the 1996 Final Four, where the Bulldogs lost to Syracuse, 77-69.



Mississippi State's first appearance in the NCAA Tournament came in 1963 against Loyola-Chicago.



POSTSEASON TOURNAMENT RECORDS

INDIVIDUAL SUPERLATIVES

Most Points Scored:

- 34, Arnett Moutrie vs. UMass (2012 NIT)
- 34, Charles Rhodes vs. Oregon (2008 NCAA)
- 32, Darryl Wilson vs. Utah (1995 NCAA)
- 28, Cameron Burns vs. Baylor (1990 NIT)
- 27, Darryl Wilson vs. Connecticut (1996 NCAA)
- 25, Mario Austin vs. McNeese St. (2002 NCAA)
- 23, Lawrence Roberts vs. Stanford (2005 NCAA)
- 23, Dontae' Jones vs. Cincinnati (1996 NCAA)
- 23, Tony Watts vs. Baylor (1990 NIT)
- 23, Leland Mitchell vs. Bowling Green (1963 NCAA)

Most Field Goals Made:

- 12, Arnett Moutrie vs. UMass (2012 NIT)
- 10, Charles Rhodes vs. Oregon (2008 NCAA)
- 10, Erick Dampier vs. Princeton (1996 NCAA)
- 10, Darryl Wilson vs. Utah (1995 NCAA)
- 9, Marckell Patterson vs. McNeese (2002 NCAA)
- 9, Dontae' Jones vs. Cincinnati (1996 NCAA)
- 9, Darryl Wilson vs. Connecticut (1996 NCAA)
- 9, Erick Dampier vs. Utah (1995 NCAA)
- 9, Cameron Burns vs. Baylor (1990 NIT)
- 9, Greg Grim vs. Alcorn State (1979 NIT)

Most Field Goals Attempted:

- 23, Arnett Moutrie vs. UMass (2012 NIT)
- 21, Darryl Wilson vs. UCLA (1995 NCAA)
- 20, Darryl Wilson vs. Utah (1995 NCAA)
- 19, Greg Carter vs. E. Michigan (1991 NCAA)
- 18, Lawrence Roberts vs. Duke (2005 NCAA)
- 18, Tang Hamilton vs. Colorado St. (1999 NIT)
- 18, Cameron Burns vs. E. Michigan (1991 NCAA)

Most 3-Point Field Goals Made:

- 7, Darryl Wilson vs. Connecticut (1996 NCAA)
- 6, Winsome Frazier vs. Stanford (2005 NCAA)
- 6, Darryl Wilson vs. Syracuse (1996 NCAA)

Most 3-Point Field Goals Attempted:

- 14, Darryl Wilson vs. UCLA (1995 NCAA)
- 13, Darryl Wilson vs. Syracuse (1996 NCAA)

Most Free Throws Made:

- 14, Charles Rhodes vs. Oregon (2008 NCAA)
- 13, Leland Mitchell vs. Bowling Green (1963 NCAA)
- 10, Darryl Wilson vs. Utah (1995 NCAA)
- 10, Cameron Burns vs. Baylor (1990 NIT)

Most Free Throws Attempted:

- 18, Charles Rhodes vs. Oregon (2008 NCAA)
- 16, Leland Mitchell vs. Bowling Green (1963 NCAA)
- 14, Mario Austin vs. McNeese St. (2002 NCAA)
- 13, Cameron Burns vs. Baylor (1990 NIT)

Most Rebounds:

- 14, Lawrence Roberts vs. Stanford (2005 NCAA)
- 14, Erick Dampier vs. Syracuse (1996 NCAA)
- 13, Tang Hamilton vs. Utah (2001 NIT)
- 13, Dontae' Jones vs. Cincinnati (1996 NCAA)
- 12, Jarvis Varnado vs. Bradley (2007 NIT)
- 12, Branden Vincent vs. Xavier (2004 NCAA)
- 12, Wiley Peck vs. Alcorn State (1979 NIT)

Most Assists:

- 13, Dee Bost vs. UMass (2012 NIT)
- 10, Jamont Gordon vs. Bradley (2007 NIT)
- 9, Jamont Gordon vs. Oregon (2008 NCAA)
- 9, Jamont Gordon vs. West Virginia (2007 NIT)
- 9, Timmy Bowers vs. Monmouth (2004 NCAA)
- 9, Marcus Bullard vs. Princeton (1996 NCAA)

Most Blocked Shots:

- 8, Erick Dampier vs. Utah (1995 NCAA)
- 6, Charles Rhodes vs. Bradley (2007 NIT)
- 5, Erick Dampier vs. VCU (1996 NCAA)
- 5, Jarvis Varnado vs. Memphis (2008 NCAA)
- 5, Jarvis Varnado vs. Washington (2009 NCAA)

Most Steals:

- 5, Barry Stewart vs. Florida State (2007 NIT)
- 5, Timmy Bowers vs. McNeese St. (2002 NCAA)
- 4, Ben Hansbrough vs. Oregon (2008 NCAA)
- 4, Winsome Frazier vs. Xavier (2004 NCAA)
- 4, Ontario Harper vs. McNeese St. (2002 NCAA)

TEAM SUPERLATIVES

Most Points Scored:

- 101 vs. Bradley (2007 NIT)
- 96 vs. UMass (2012 NIT)
- 93 vs. Stanford (2005 NCAA)

Most Field Goals Made:

- 39 vs. Bradley (2007 NIT)
- 33 vs. Alcorn State (1979 NIT)
- 32 vs. UMass (2012 NIT)
- 32 vs. Stanford (2005 NCAA)
- 30 vs. Mississippi Valley State (2007 NIT)
- 30 vs. Monmouth (2004 NCAA)

Most Field Goals Attempted:

- 75 vs. UMass (2012 NIT)
- 73 vs. Bradley (2007 NIT)
- 72 vs. Xavier (2004 NCAA)

Best Field Goal Percentage:

- .600 [24-40] vs. Princeton (1996 NCAA)
- .589 [33-56] vs. Alcorn State (1979 NIT)
- .561 [32-57] vs. Stanford (2005 NCAA)

Most 3-Point Field Goals Made:

- 12 vs. UMass (2012 NIT)
- 12 vs. Bradley (2007 NIT)
- 11 vs. North Carolina (2010 NIT)
- 11 vs. Syracuse (1996 NCAA)

Most 3-Point Field Goals Attempted:

- 32 vs. UCLA (1995 NCAA)
- 31 vs. UMass (2012 NIT)
- 30 vs. Florida State (2007 NIT)
- 29 vs. North Carolina (2010 NIT)
- 29 vs. Jackson State (2010 NIT)

Best 3-Point Field Goal Percentage:

- .529 [9-17] vs. Stanford (2005 NCAA)
- .500 [6-12] vs. Baylor (1990 NIT)
- .467 [7-15] vs. Connecticut (1996 NCAA)

Most Free Throws Made:

- 30 vs. Baylor (1990 NIT)
- 29 vs. Jackson State (2010 NIT)
- 25 vs. Bowling Green (1963 NCAA)

Most Free Throws Attempted:

- 39 vs. Baylor (1990 NIT)
- 38 vs. Jackson State (2010 NIT)
- 36 vs. Oregon (2008 NCAA)
- 35 vs. Bowling Green (1963 NCAA)

Best Free Throw Percentage:

- 1.000 [6-6] vs. Syracuse (1996 NCAA)
- .852 [23-27] vs. Florida State (2007 NIT)
- .818 [9-11] vs. West Virginia (2007 NIT)

Most Rebounds:

- 51 vs. Bradley (2007 NIT)
- 51 vs. Bowling Green (1963 NCAA)
- 47 vs. Monmouth (2004 NCAA)

Most Assists:

- 22 vs. UMass (2012 NIT)
- 22 vs. Bradley (2007 NIT)
- 21 vs. Syracuse (1996 NCAA)
- 19 vs. Monmouth (2004 NCAA)

Most Turnovers:

- 21 vs. Syracuse (1996 NCAA)
- 20 vs. Virginia Commonwealth (1996 NCAA)
- 20 vs. UCLA (1995 NCAA)
- 20 vs. Santa Clara (1995 NCAA)

Most Blocked Shots:

- 10 vs. Bradley (2007 NIT)
- 10 vs. Baylor (1990 NIT)
- 8 vs. Utah (1995 NCAA)
- 7 vs. Mississippi Valley State (2007 NIT)
- 7 vs. Connecticut (1996 NCAA)
- 7 vs. Memphis (2008 NCAA)

Most Steals:

- 15 vs. Florida State (2007 NIT)
- 12 vs. Monmouth (2004 NCAA)
- 11 vs. Xavier (2004 NCAA)

MSU POSTSEASON BOX SCORES



2012 NIT

FIRST ROUND

UMass 101, Mississippi State 96

March 13, 2012 • Starkville, MS

Humphrey Coliseum (2,507)

| UMass | FG | 3FG | FT | RB | PT | A |
|---------------------|--------------|-------------|--------------|-----------|------------|-----------|
| Vinson | 5-12 | 1-4 | 1-1 | 3 | 12 | 1 |
| Putney | 5-12 | 0-4 | 0-0 | 16 | 10 | 2 |
| Carter | 6-10 | 0-0 | 8-12 | 12 | 20 | 0 |
| Williams | 11-20 | 4-7 | 2-2 | 8 | 28 | 6 |
| Morgan | 3-12 | 2-6 | 0-0 | 6 | 8 | 4 |
| Farrell | 6-13 | 2-4 | 2-2 | 2 | 16 | 1 |
| Esho | 1-3 | 0-0 | 1-0 | 3 | 3 | 0 |
| Riley | 2-8 | 0-3 | 0-0 | 1 | 4 | 1 |
| TOTALS | 39-90 | 9-28 | 14-19 | 56 | 101 | 15 |

| MSU | FG | 3FG | FT | RB | PT | A |
|---------------------|--------------|--------------|--------------|-----------|-----------|-----------|
| Sidney | 1-4 | 0-1 | 1-2 | 3 | 3 | 1 |
| Moultrie | 12-23 | 2-5 | 8-9 | 6 | 34 | 3 |
| Bost | 5-12 | 3-7 | 7-8 | 6 | 20 | 13 |
| Hood | 3-12 | 2-7 | 0-0 | 8 | 8 | 4 |
| Bryant | 5-12 | 0-2 | 2-2 | 7 | 12 | 0 |
| Steele | 5-10 | 5-9 | 2-2 | 4 | 17 | 1 |
| Lewis | 1-2 | 0-0 | 0-0 | 4 | 2 | 0 |
| D. Smith | 0-0 | 0-0 | 0-2 | 0 | 0 | 0 |
| TOTALS | 32-75 | 12-31 | 20-25 | 41 | 96 | 22 |

Halftime score: UMass 41, MSU 31.

2010 NIT

FIRST ROUND

Mississippi State 81, Jackson State 67

March 16, 2010 • Starkville, MS

Humphrey Coliseum (4,433)

| JSU | FG | 3FG | FT | RB | PT | A |
|---------------------|--------------|--------------|--------------|-----------|-----------|----------|
| Burk | 1-3 | 1-2 | 0-0 | 6 | 3 | 1 |
| Jefferson | 0-0 | 0-0 | 0-0 | 0 | 0 | 0 |
| Melvin | 3-6 | 0-2 | 2-2 | 2 | 8 | 2 |
| Dixon | 1-8 | 0-3 | 1-2 | 11 | 3 | 2 |
| Johnson | 9-23 | 6-14 | 8-10 | 5 | 32 | 2 |
| Hanson | 4-11 | 3-6 | 0-0 | 1 | 11 | 1 |
| Blake | 0-2 | 0-0 | 0-0 | 5 | 0 | 0 |
| C. Williams | 1-2 | 0-0 | 0-0 | 0 | 2 | 0 |
| P. Williams | 2-3 | 0-0 | 0-0 | 2 | 4 | 0 |
| Swanier | 0-1 | 0-0 | 0-0 | 1 | 0 | 0 |
| Gregory | 1-1 | 0-0 | 202 | 2 | 4 | 0 |
| TOTALS | 22-60 | 10-27 | 13-16 | 38 | 67 | 8 |

| MSU | FG | 3FG | FT | RB | PT | A |
|---------------------|--------------|-------------|--------------|-----------|-----------|-----------|
| Augustus | 4-7 | 3-6 | 2-2 | 5 | 13 | 0 |
| Varnado | 6-11 | 0-0 | 9-14 | 11 | 21 | 1 |
| Johnson | 1-6 | 0-5 | 2-2 | 1 | 4 | 1 |
| Bost | 4-8 | 2-6 | 8-10 | 4 | 18 | 6 |
| Stewart | 3-7 | 1-5 | 0-0 | 4 | 7 | 2 |
| Osby | 1-4 | 1-2 | 0-0 | 3 | 3 | 0 |
| Parker | 0-0 | 0-0 | 2-2 | 0 | 2 | 0 |
| Benock | 1-4 | 1-4 | 0-0 | 0 | 3 | 2 |
| Luczak | 0-0 | 0-0 | 1-2 | 1 | 1 | 0 |
| Price | 0-0 | 0-0 | 0-0 | 0 | 0 | 0 |
| Turner | 2-7 | 0-1 | 3-4 | 6 | 7 | 3 |
| Lewis | 0-0 | 0-0 | 0-0 | 0 | 0 | 0 |
| Riek | 0-0 | 0-0 | 2-2 | 0 | 2 | 0 |
| TOTALS | 22-54 | 8-29 | 29-38 | 35 | 81 | 15 |

Halftime score: MSU 32, JSU 23.

2010 NIT

SECOND ROUND

North Carolina 76, Mississippi State 74

March 20, 2010 • Starkville, MS

Humphrey Coliseum (9,471)

| UNC | FG | 3FG | FT | RB | PT | A |
|---------------------|--------------|-------------|-------------|-----------|-----------|-----------|
| Thompson | 4-8 | 0-0 | 0-0 | 5 | 8 | 2 |
| Henson | 6-11 | 0-0 | 0-0 | 8 | 12 | 3 |
| Ginyard | 3-7 | 0-3 | 0-2 | 6 | 6 | 3 |
| Drew | 2-5 | 1-3 | 0-0 | 1 | 5 | 6 |
| Graves | 6-10 | 4-6 | 1-1 | 3 | 17 | 0 |
| Strickland | 3-4 | 0-0 | 2-3 | 3 | 8 | 2 |
| McDonald | 3-8 | 0-2 | 1-1 | 0 | 7 | 1 |
| Watts | 0-1 | 0-0 | 0-0 | 2 | 0 | 0 |
| Zear | 2-5 | 0-0 | 2-2 | 2 | 6 | 0 |
| Zeller | 3-7 | 0-0 | 1-1 | 7 | 7 | 17 |
| TOTALS | 32-66 | 5-14 | 7-10 | 41 | 76 | 17 |

| MSU | FG | 3FG | FT | RB | PT | A |
|---------------------|--------------|--------------|--------------|-----------|-----------|-----------|
| Augustus | 2-4 | 0-1 | 0-1 | 2 | 4 | 1 |
| Varnado | 5-9 | 0-0 | 4-5 | 7 | 14 | 2 |
| Johnson | 4-11 | 4-6 | 1-2 | 6 | 13 | 1 |
| Bost | 4-10 | 3-9 | 3-4 | 5 | 14 | 4 |
| Stewart | 5-13 | 3-7 | 5-7 | 5 | 18 | 2 |
| Osby | 1-2 | 0-0 | 0-0 | 0 | 2 | 0 |
| Benock | 0-2 | 0-2 | 0-0 | 0 | 0 | 0 |
| Turner | 3-7 | 1-4 | 2-2 | 6 | 9 | 2 |
| Lewis | 0-0 | 0-0 | 0-0 | 0 | 0 | 0 |
| TOTALS | 24-58 | 11-29 | 15-21 | 32 | 74 | 12 |

Halftime Score: UNC 36, MSU 33.



This shot in the closing seconds by North Carolina's John Drew over the out-stretched arms of Jarvis Varnado gave the Tar Heels a 76-74 victory against Mississippi State in the second round of the 2010 NIT in Starkville.



MSU POSTSEASON BOX SCORES

2009 NCAA Tournament

FIRST ROUND

Washington 71, Mississippi State 58

March 20, 2009 • Portland, OR

Rose Garden (17,586)

| MSU | FG | 3FG | FT | RB | PT | A |
|---------------------|--------------|-------------|--------------|-----------|-----------|----------|
| Stewart | 4-6 | 2-3 | 4-4 | 1 | 14 | 0 |
| Turner | 3-7 | 2-5 | 0-0 | 9 | 8 | 0 |
| Varnado | 3-7 | 0-0 | 1-2 | 3 | 7 | 0 |
| R. Johnson .. | 3-13 | 1-5 | 0-0 | 3 | 7 | 0 |
| Bost | 1-10 | 0-3 | 3-5 | 3 | 5 | 4 |
| Beckham | 0-0 | 0-0 | 0-0 | 0 | 0 | 0 |
| Osby | 1-1 | 0-0 | 1-2 | 2 | 3 | 0 |
| Benock | 0-0 | 0-0 | 0-0 | 0 | 0 | 0 |
| Luczak | 0-1 | 0-1 | 0-0 | 0 | 0 | 0 |
| Augustus | 4-9 | 0-1 | 1-2 | 8 | 9 | 0 |
| Boen | 0-0 | 0-0 | 0-0 | 0 | 0 | 0 |
| B. Johnson .. | 1-5 | 0-0 | 3-4 | 6 | 5 | 1 |
| TOTALS | 20-59 | 5-18 | 13-19 | 36 | 58 | 5 |

| UW | FG | 3FG | FT | RB | PT | A |
|---------------------|--------------|------------|--------------|-----------|-----------|-----------|
| Pondexter | 9-17 | 0-0 | 5-6 | 8 | 23 | 2 |
| Brockman | 4-8 | 0-0 | 2-5 | 14 | 10 | 1 |
| Gant | 2-4 | 0-0 | 0-0 | 4 | 4 | 0 |
| Thomas | 3-13 | 0-4 | 3-4 | 2 | 9 | 5 |
| Dentmon | 1-6 | 0-2 | 2-2 | 3 | 4 | 1 |
| Overton | 3-3 | 1-1 | 0-0 | 3 | 1 | 1 |
| Bryan-Amaning | 2-5 | 0-0 | 0-0 | 3 | 4 | 0 |
| Suggs | 0-0 | 0-0 | 0-0 | 0 | 0 | 0 |
| Wallace | 0-0 | 0-0 | 0-0 | 0 | 0 | 0 |
| Holiday | 0-2 | 0-0 | 2-2 | 0 | 2 | 0 |
| Turner | 3-4 | 1-2 | 0-0 | 1 | 7 | 3 |
| Wolfiger | 0-0 | 0-0 | 1-2 | 0 | 1 | 0 |
| TOTALS | 27-62 | 2-9 | 15-21 | 45 | 71 | 13 |

Halftime score: UW 38, MSU 27.

2008 NCAA TOURNAMENT

FIRST ROUND

Mississippi State 76, Oregon 69

March 21, 2008 • North Little Rock, AR

Alltel Arena (16,060)

| UO | FG | 3FG | FT | RB | A | PT |
|---------------------|--------------|-------------|--------------|-----------|-----------|-----------|
| Hairston | 7-17 | 3-8 | 5-6 | 7 | 0 | 22 |
| Taylor | 2-12 | 1-7 | 4-4 | 5 | 1 | 9 |
| Leunen | 5-11 | 1-6 | 2-2 | 7 | 2 | 13 |
| Porter | 5-17 | 4-13 | 4-5 | 4 | 5 | 18 |
| Catron | 1-2 | 0-1 | 1-2 | 3 | 2 | 3 |
| Platt | 0-0 | 0-0 | 0-0 | 0 | 0 | 0 |
| Odia | 1-3 | 0-2 | 0-0 | 2 | 2 | 2 |
| Longmire | 1-1 | 0-0 | 0-0 | 3 | 0 | 2 |
| Viney | 0-1 | 0-1 | 0-0 | 0 | 0 | 0 |
| Brown | 0-0 | 0-0 | 0-0 | 0 | 1 | 0 |
| Totals | 22-64 | 9-38 | 16-19 | 36 | 13 | 69 |

| MSU | FG | 3FG | FT | RB | A | PT |
|---------------------|--------------|-------------|--------------|-----------|-----------|-----------|
| Hansbrough .. | 2-5 | 0-3 | 1-2 | 4 | 3 | 5 |
| Stewart | 4-10 | 4-8 | 4-5 | 2 | 2 | 16 |
| Rhodes | 10-12 | 0-0 | 14-18 | 9 | 1 | 34 |
| Varnado | 5-7 | 0-0 | 1-2 | 8 | 1 | 11 |
| Gordon | 2-14 | 0-4 | 4-8 | 11 | 9 | 8 |
| Johnson, Rav | 0-1 | 0-1 | 0-0 | 1 | 0 | 0 |
| Begley | 0-0 | 0-0 | 0-0 | 0 | 0 | 0 |
| Johnson, Bri.. | 1-1 | 0-0 | 0-1 | 2 | 0 | 2 |
| Turner | 0-1 | 0-1 | 0-0 | 1 | 0 | 0 |
| Bailey | 0-0 | 0-0 | 0-0 | 0 | 0 | 0 |
| Totals | 24-51 | 4-17 | 24-36 | 40 | 16 | 76 |

Halftime Score: UO 38, MSU 28.

2008 NCAA TOURNAMENT

SECOND ROUND

Memphis 77, Mississippi State 74

March 23, 2008 • North Little Rock, AR

Alltel Arena (16,060)

| MSU | FG | 3FG | FT | RB | A | PT |
|---------------------|--------------|-------------|--------------|-----------|----------|-----------|
| Hansbrough .. | 7-10 | 3-5 | 2-2 | 2 | 0 | 19 |
| Stewart | 1-12 | 0-6 | 2-3 | 5 | 1 | 4 |
| Rhodes | 7-14 | 0-0 | 0-1 | 10 | 1 | 14 |
| Varnado | 2-4 | 0-0 | 7-8 | 2 | 0 | 11 |
| Gordon | 7-16 | 4-7 | 3-6 | 11 | 5 | 21 |
| Johnson, Rav | 2-2 | 1-1 | 0-0 | 0 | 0 | 5 |
| Johnson, Bri.. | 0-2 | 0-0 | 0-0 | 1 | 1 | 0 |
| Turner | 0-0 | 0-0 | 0-0 | 0 | 1 | 0 |
| Bailey | 0-0 | 0-0 | 0-0 | 0 | 0 | 0 |
| Totals | 26-60 | 8-19 | 14-20 | 37 | 9 | 74 |

| UM | FG | 3FG | FT | RB | A | PT |
|---------------------|--------------|-------------|--------------|-----------|-----------|-----------|
| Dozier | 4-10 | 0-0 | 1-3 | 4 | 1 | 9 |
| Dorsey | 6-8 | 0-0 | 1-5 | 12 | 0 | 13 |
| Anderson | 1-5 | 0-3 | 2-6 | 4 | 4 | 4 |
| Douglas-Rob | 6-16 | 0-3 | 5-7 | 5 | 4 | 17 |
| Rose | 6-14 | 1-3 | 4-9 | 9 | 7 | 17 |
| Taggart | 0-3 | 0-1 | 2-2 | 7 | 1 | 2 |
| Kemp | 4-5 | 4-5 | 0-0 | 1 | 1 | 12 |
| Allen | 0-1 | 0-0 | 0-0 | 0 | 1 | 0 |
| Mack | 1-1 | 1-1 | 0-0 | 0 | 0 | 3 |
| Robinson | 0-0 | 0-0 | 0-0 | 0 | 0 | 0 |
| Totals | 28-63 | 6-16 | 15-32 | 45 | 19 | 77 |

Halftime Score: UM 36, MSU 27.

2007 NIT

FIRST ROUND

Mississippi State 82, Miss. Valley St. 63

March 13, 2007 • Starkville, MS

Humphrey Coliseum (5,501)

| MVSU | FG | 3FG | FT | RB | A | PT |
|---------------------|--------------|-------------|--------------|-----------|-----------|-----------|
| Cannon | 2-7 | 0-2 | 0-0 | 1 | 2 | 4 |
| Bryant | 2-5 | 0-0 | 0-2 | 8 | 0 | 4 |
| Price | 3-5 | 0-0 | 0-2 | 3 | 1 | 6 |
| Snow | 3-9 | 2-7 | 0-0 | 1 | 0 | 8 |
| Clark | 0-2 | 0-0 | 0-0 | 1 | 0 | 0 |
| Parks II | 1-1 | 1-1 | 0-0 | 0 | 0 | 3 |
| Speech | 3-9 | 0-1 | 0-0 | 4 | 2 | 6 |
| Davis | 1-3 | 0-1 | 0-0 | 1 | 3 | 2 |
| Higgins | 0-0 | 0-0 | 0-0 | 0 | 1 | 0 |
| Lucas | 7-10 | 0-0 | 8-11 | 4 | 0 | 22 |
| Curry | 0-2 | 0-0 | 2-2 | 1 | 1 | 2 |
| Alexander | 3-8 | 0-0 | 0-0 | 9 | 0 | 6 |
| Totals | 25-61 | 3-12 | 10-17 | 36 | 10 | 63 |

| MSU | FG | 3FG | FT | RB | A | PT |
|---------------------|--------------|-------------|--------------|-----------|-----------|-----------|
| Delk, Rich | 2-3 | 1-2 | 0-2 | 1 | 3 | 5 |
| Slater | 1-9 | 0-2 | 1-2 | 7 | 2 | 3 |
| Rhodes | 8-12 | 0-0 | 5-5 | 4 | 1 | 21 |
| Delk, Reg | 3-9 | 1-5 | 0-0 | 0 | 1 | 7 |
| Gordon | 8-12 | 2-4 | 0-2 | 9 | 8 | 18 |
| Begley | 0-3 | 0-2 | 0-0 | 0 | 0 | 0 |
| Stewart | 2-7 | 1-5 | 0-0 | 2 | 1 | 5 |
| Iupe | 0-0 | 0-0 | 0-0 | 0 | 0 | 0 |
| Hansbrough .. | 3-7 | 2-6 | 7-8 | 5 | 1 | 15 |
| Rimmer | 0-0 | 0-0 | 0-0 | 0 | 0 | 0 |
| Varnado | 3-3 | 0-0 | 2-3 | 5 | 0 | 8 |
| Goodridge | 0-2 | 0-0 | 0-2 | 2 | 0 | 0 |
| Stelmach | 0-1 | 0-0 | 0-0 | 2 | 0 | 0 |
| Totals | 30-68 | 7-26 | 15-24 | 41 | 17 | 82 |

Halftime Score: MSU 40, MVSU 24.

MSU POSTSEASON BOX SCORES



2007 NIT SECOND ROUND

Mississippi State 101, Bradley 72
March 17, 2007 • Starkville, MS
Humphrey Coliseum (5,733)

| Bradley | FG | 3FG | FT | RB | A | PT |
|--------------------|--------------|-------------|--------------|-----------|-----------|-----------|
| Andrews..... | 6-8 | 0-0 | 1-2 | 9 | 0 | 13 |
| Franklin..... | 4-13 | 3-5 | 4-4 | 3 | 5 | 15 |
| Tauai..... | 1-6 | 0-2 | 2-6 | 3 | 0 | 4 |
| Crouch..... | 4-10 | 3-8 | 1-2 | 1 | 4 | 12 |
| Ruffin..... | 4-11 | 1-5 | 2-2 | 5 | 5 | 11 |
| Phillips..... | 0-0 | 0-0 | 0-0 | 0 | 0 | 0 |
| Salley..... | 2-5 | 0-1 | 0-0 | 3 | 0 | 4 |
| Warren..... | 3-9 | 1-3 | 1-1 | 2 | 0 | 8 |
| Adams..... | 1-7 | 1-5 | 0-0 | 2 | 1 | 3 |
| Lavin..... | 0-1 | 0-1 | 0-0 | 1 | 0 | 0 |
| Singh..... | 1-1 | 0-0 | 0-0 | 1 | 1 | 2 |
| Totals..... | 26-71 | 9-30 | 11-17 | 32 | 16 | 72 |

| MSU | FG | 3FG | FT | RB | A | PT |
|--------------------|--------------|--------------|--------------|-----------|-----------|------------|
| Delk, Rich..... | 3-5 | 0-2 | 0-0 | 3 | 4 | 6 |
| Slater..... | 6-10 | 1-2 | 0-0 | 8 | 1 | 13 |
| Rhodes..... | 7-10 | 0-0 | 3-4 | 8 | 0 | 17 |
| Delk, Reg..... | 5-10 | 3-6 | 2-4 | 3 | 2 | 15 |
| Gordon..... | 7-12 | 3-5 | 3-4 | 6 | 10 | 20 |
| Begley..... | 0-0 | 0-0 | 0-0 | 0 | 0 | 0 |
| Stewart..... | 4-9 | 4-7 | 1-2 | 4 | 0 | 13 |
| Iupe..... | 1-1 | 0-0 | 0-0 | 0 | 0 | 2 |
| Hansbrough... | 3-9 | 1-4 | 2-4 | 3 | 5 | 9 |
| Varnado..... | 3-7 | 0-1 | 0-0 | 12 | 0 | 6 |
| Goodridge..... | 0-0 | 0-0 | 0-0 | 0 | 0 | 0 |
| Stelmach..... | 0-0 | 0-0 | 0-0 | 0 | 0 | 0 |
| Totals..... | 39-73 | 12-27 | 11-18 | 51 | 22 | 101 |

Halftime Score: MSU 44, BU 38.

2007 NIT QUARTERFINALS

Mississippi State 86, Florida State 62
March 27, 2007 • Starkville, MS
Humphrey Coliseum (9,013)

| FSU | FG | 3FG | FT | RB | A | PT |
|--------------------|--------------|--------------|-------------|-----------|-----------|-----------|
| Thornton..... | 6-10 | 1-2 | 3-9 | 6 | 0 | 16 |
| Echefu..... | 0-2 | 0-1 | 0-0 | 5 | 1 | 0 |
| Swann..... | 10-17 | 9-13 | 2-2 | 5 | 0 | 31 |
| Douglas..... | 6-11 | 0-2 | 0-0 | 4 | 5 | 12 |
| Rich..... | 2-4 | 0-0 | 3-4 | 4 | 2 | 7 |
| Mims..... | 1-2 | 1-2 | 0-0 | 0 | 1 | 3 |
| Allen..... | 0-2 | 0-1 | 0-0 | 1 | 0 | 0 |
| Breeden..... | 0-1 | 0-0 | 0-1 | 1 | 0 | 0 |
| Reid..... | 1-1 | 0-0 | 0-0 | 4 | 1 | 2 |
| Totals..... | 26-50 | 11-21 | 8-16 | 31 | 10 | 71 |

| MSU | FG | 3FG | FT | RB | A | PT |
|--------------------|--------------|-------------|--------------|-----------|-----------|-----------|
| Delk, Rich..... | 3-5 | 1-2 | 0-0 | 3 | 1 | 7 |
| Slater..... | 4-12 | 2-7 | 3-3 | 3 | 0 | 13 |
| Rhodes..... | 5-9 | 0-0 | 4-6 | 6 | 0 | 14 |
| Delk, Reg..... | 1-5 | 0-4 | 0-0 | 2 | 1 | 2 |
| Gordon..... | 3-12 | 1-5 | 9-11 | 6 | 7 | 16 |
| Begley..... | 0-2 | 0-2 | 0-0 | 0 | 0 | 0 |
| Stewart..... | 3-7 | 1-4 | 3-3 | 3 | 1 | 10 |
| Iupe..... | 0-0 | 0-0 | 0-0 | 1 | 0 | 0 |
| Hansbrough... | 3-6 | 2-5 | 4-4 | 7 | 2 | 12 |
| Varnado..... | 5-5 | 0-0 | 0-0 | 2 | 0 | 10 |
| Goodridge..... | 1-1 | 0-0 | 0-0 | 2 | 0 | 2 |
| Stelmach..... | 0-2 | 0-1 | 0-0 | 0 | 0 | 0 |
| Totals..... | 28-66 | 7-30 | 23-27 | 39 | 12 | 86 |

Halftime Score: MSU 42, FSU 29.

2007 NIT SEMIFINALS

West Virginia 63, Mississippi State 62
March 27, 2007 • New York City, NY
Madison Square Garden (7,713)

| WVU | FG | 3FG | FT | RB | A | PT |
|--------------------|--------------|-------------|--------------|-----------|-----------|-----------|
| Nichols..... | 7-13 | 2-5 | 1-2 | 6 | 3 | 17 |
| Young..... | 6-13 | 4-8 | 0-0 | 6 | 1 | 16 |
| Summers..... | 2-6 | 0-0 | 0-0 | 9 | 1 | 4 |
| Alexander..... | 1-5 | 0-1 | 0-0 | 0 | 1 | 2 |
| Ruoff..... | 3-7 | 0-2 | 4-5 | 5 | 4 | 10 |
| Smalligan..... | 1-7 | 1-5 | 3-5 | 7 | 2 | 6 |
| Butler..... | 2-9 | 0-2 | 2-4 | 4 | 0 | 6 |
| Mazzulla..... | 1-3 | 0-0 | 0-0 | 1 | 1 | 2 |
| Smith..... | 0-0 | 0-0 | 0-0 | 0 | 0 | 0 |
| Totals..... | 23-63 | 7-23 | 10-16 | 41 | 13 | 63 |

| MSU | FG | 3FG | FT | RB | A | PT |
|--------------------|--------------|-------------|-------------|-----------|-----------|-----------|
| Delk, Rich..... | 3-7 | 0-2 | 2-2 | 3 | 0 | 8 |
| Slater..... | 7-12 | 3-5 | 1-1 | 9 | 1 | 18 |
| Rhodes..... | 4-12 | 0-1 | 2-2 | 10 | 1 | 10 |
| Delk, Reg..... | 2-5 | 2-4 | 0-0 | 2 | 1 | 6 |
| Gordon..... | 4-11 | 0-1 | 3-4 | 6 | 9 | 11 |
| Hansbrough... | 0-2 | 0-1 | 1-2 | 3 | 0 | 1 |
| Stewart..... | 3-7 | 2-5 | 0-0 | 2 | 1 | 8 |
| Varnado..... | 0-0 | 0-0 | 0-0 | 1 | 0 | 0 |
| Totals..... | 23-56 | 7-19 | 9-11 | 38 | 13 | 62 |

Halftime Score: MSU 32, WVU 28.

2005 NCAA TOURNAMENT First Round

Mississippi State 93, Stanford 70
March 18, 2005 • Charlotte, NC
Charlotte Coliseum (23,207)

| MSU | FG | 3FG | FT | RB | A | PT |
|--------------------|--------------|-------------|--------------|-----------|-----------|-----------|
| Roberts..... | 8-14 | 0-1 | 7-9 | 14 | 1 | 23 |
| Power..... | 4-8 | 2-4 | 4-5 | 6 | 3 | 14 |
| Harper..... | 2-6 | 0-1 | 4-4 | 3 | 3 | 8 |
| Ervin..... | 2-4 | 0-0 | 1-2 | 2 | 2 | 5 |
| Frazier..... | 7-9 | 6-8 | 0-0 | 2 | 0 | 20 |
| Rhodes..... | 1-1 | 0-0 | 2-2 | 1 | 0 | 4 |
| Begley..... | 0-0 | 0-0 | 0-0 | 0 | 0 | 0 |
| Edmondson... | 0-2 | 0-2 | 0-0 | 0 | 2 | 0 |
| Cannon..... | 0-1 | 0-0 | 0-0 | 1 | 1 | 0 |
| Boler..... | 1-1 | 1-1 | 2-2 | 0 | 0 | 5 |
| Slater..... | 3-4 | 0-0 | 0-0 | 3 | 0 | 6 |
| Morgan..... | 0-0 | 0-0 | 0-0 | 0 | 0 | 0 |
| Stelmach..... | 0-0 | 0-0 | 0-2 | 2 | 0 | 0 |
| Campbell..... | 4-7 | 0-0 | 0-0 | 4 | 1 | 8 |
| Totals..... | 32-57 | 9-17 | 20-26 | 39 | 13 | 93 |

| Stanford | FG | 3FG | FT | RB | A | PT |
|--------------------|--------------|-------------|--------------|-----------|----------|-----------|
| Washington... | 4-5 | 0-0 | 4-8 | 1 | 0 | 12 |
| Haryasz..... | 5-17 | 0-3 | 4-5 | 9 | 3 | 14 |
| Little..... | 6-11 | 0-0 | 2-3 | 6 | 0 | 14 |
| Hernandez... | 5-12 | 3-8 | 4-4 | 3 | 4 | 17 |
| Robinson..... | 2-9 | 0-3 | 0-0 | 2 | 2 | 4 |
| Finger..... | 1-2 | 0-1 | 0-0 | 1 | 0 | 2 |
| Haas..... | 1-5 | 1-3 | 2-2 | 2 | 0 | 5 |
| Prowitt..... | 0-2 | 0-0 | 2-3 | 1 | 0 | 2 |
| Totals..... | 24-63 | 4-18 | 18-25 | 30 | 9 | 70 |

Halftime Score: MSU 44, Stanford 43.



MSU POSTSEASON BOX SCORES

2005 NCAA TOURNAMENT

Second Round

Duke 63, Mississippi State 55
March 20, 2005 • Charlotte, NC
Charlotte Coliseum (23,207)

| MSU | FG | 3FG | FT | RB | A | PT |
|--------------------|--------------|-------------|--------------|-----------|----------|-----------|
| Roberts..... | 5-18 | 0-0 | 7-10 | 11 | 3 | 17 |
| Power..... | 1-6 | 0-1 | 1-2 | 5 | 1 | 3 |
| Harper..... | 7-12 | 2-2 | 1-2 | 6 | 0 | 17 |
| Ervin..... | 1-8 | 0-2 | 1-3 | 3 | 5 | 3 |
| Frazier..... | 2-10 | 2-8 | 1-4 | 4 | 0 | 7 |
| Rhodes..... | 1-1 | 0-0 | 0-0 | 2 | 0 | 2 |
| Edmondson... 0-2 | 0-0 | 0-0 | 0-0 | 1 | 0 | 0 |
| Slater..... | 1-2 | 0-0 | 0-0 | 0 | 0 | 2 |
| Morgan..... | 0-0 | 0-0 | 0-0 | 0 | 0 | 0 |
| Campbell..... | 2-3 | 0-0 | 0-0 | 2 | 0 | 4 |
| Totals..... | 20-62 | 4-13 | 11-21 | 39 | 9 | 55 |

| Duke | FG | 3FG | FT | RB | A | PT |
|--------------------|--------------|-------------|--------------|-----------|----------|-----------|
| Williams..... | 5-12 | 0-0 | 3-6 | 15 | 0 | 13 |
| Randolph..... | 0-4 | 0-1 | 2-3 | 5 | 3 | 2 |
| Redick..... | 5-17 | 2-9 | 4-4 | 5 | 0 | 16 |
| Ewing..... | 7-13 | 4-7 | 4-4 | 4 | 3 | 22 |
| Dockery..... | 1-2 | 1-2 | 2-2 | 4 | 1 | 5 |
| Melchionni... 0-1 | 0-1 | 0-1 | 2-2 | 2 | 0 | 2 |
| Nelson..... | 1-1 | 1-1 | 0-0 | 2 | 1 | 3 |
| Love..... | 0-0 | 0-0 | 0-0 | 3 | 0 | 0 |
| Johnson..... | 0-0 | 0-0 | 0-0 | 0 | 0 | 0 |
| Totals..... | 19-50 | 8-21 | 17-21 | 43 | 8 | 63 |

Halftime Score: Duke 30, MSU 22.

2004 NCAA TOURNAMENT

FIRST ROUND

Mississippi State 85, Monmouth 52
March 19, 2004 • Orlando, FL
TD Waterhouse Centre (15,961)

| Monmouth | FG | 3FG | FT | RB | A | PT |
|--------------------|--------------|-------------|-------------|-----------|-----------|-----------|
| Krayl..... | 3-5 | 2-2 | 1-5 | 1 | 0 | 9 |
| Hamilton..... | 2-4 | 0-0 | 2-3 | 1 | 1 | 6 |
| Boxler..... | 2-5 | 0-0 | 0-0 | 3 | 0 | 4 |
| Azzarelli..... | 1-3 | 0-2 | 0-0 | 1 | 2 | 2 |
| Byfield..... | 4-10 | 4-8 | 0-0 | 2 | 1 | 12 |
| Delic..... | 1-4 | 1-4 | 0-0 | 0 | 0 | 3 |
| Kaplan..... | 1-2 | 1-2 | 0-0 | 1 | 2 | 3 |
| Owens..... | 0-3 | 0-1 | 0-0 | 0 | 0 | 0 |
| Warner..... | 0-1 | 0-1 | 0-0 | 0 | 0 | 0 |
| Stephens..... | 0-3 | 0-2 | 2-2 | 1 | 1 | 2 |
| Alston..... | 1-2 | 0-1 | 1-2 | 5 | 2 | 3 |
| Hamlett..... | 1-1 | 0-0 | 0-1 | 1 | 0 | 2 |
| Kenny..... | 1-4 | 1-4 | 0-0 | 1 | 1 | 3 |
| Anderson..... | 1-4 | 0-0 | 1-2 | 1 | 2 | 3 |
| Totals..... | 18-51 | 9-27 | 7-15 | 20 | 12 | 52 |

| MSU | FG | 3FG | FT | RB | A | PT |
|--------------------|--------------|-------------|--------------|-----------|-----------|-----------|
| Roberts..... | 6-9 | 2-3 | 5-5 | 4 | 2 | 19 |
| Power..... | 4-6 | 3-3 | 2-2 | 3 | 0 | 13 |
| Vincent..... | 4-4 | 0-0 | 6-10 | 11 | 1 | 14 |
| Bowers..... | 2-8 | 1-6 | 0-0 | 6 | 9 | 5 |
| Frazier..... | 1-6 | 1-5 | 0-0 | 3 | 3 | 3 |
| Ervin..... | 4-5 | 0-0 | 3-3 | 1 | 0 | 11 |
| Buse..... | 1-1 | 1-1 | 0-0 | 0 | 0 | 3 |
| Boler..... | 0-1 | 0-1 | 0-0 | 5 | 1 | 0 |
| Slater..... | 0-4 | 0-1 | 0-0 | 1 | 2 | 0 |
| Morgan..... | 1-1 | 0-0 | 0-1 | 2 | 0 | 2 |
| Smith..... | 1-2 | 0-0 | 0-0 | 2 | 1 | 2 |
| Stelmach..... | 2-4 | 0-2 | 1-2 | 5 | 0 | 5 |
| Campbell..... | 4-5 | 0-0 | 0-0 | 2 | 0 | 8 |
| Totals..... | 30-56 | 8-22 | 17-23 | 47 | 19 | 85 |

Halftime Score: MSU 46, Monmouth 34.

2004 NCAA TOURNAMENT

Second Round

Xavier 89, Mississippi State 74
March 21, 2004 • Orlando, FL
TD Waterhouse Centre (15,961)

| Xavier | FG | 3FG | FT | RB | A | PT |
|---------------------|--------------|--------------|--------------|-----------|-----------|-----------|
| Cage..... | 1-3 | 0-1 | 1-1 | 2 | 2 | 3 |
| Doellman..... | 5-10 | 2-4 | 1-1 | 8 | 3 | 13 |
| Myles..... | 3-7 | 0-0 | 2-4 | 14 | 1 | 8 |
| Chalmers..... | 11-13 | 4-4 | 5-6 | 2 | 2 | 31 |
| Sato..... | 4-10 | 2-3 | 2-2 | 7 | 2 | 12 |
| Finn..... | 6-9 | 5-7 | 5-9 | 1 | 3 | 22 |
| Jackson..... | 0-0 | 0-0 | 0-0 | 0 | 0 | 0 |
| Christiansen... 0-0 | 0-0 | 0-0 | 0-0 | 0 | 0 | 0 |
| Cole..... | 0-3 | 0-0 | 0-0 | 2 | 1 | 0 |
| Caudle..... | 0-0 | 0-0 | 0-0 | 0 | 0 | 0 |
| Compton..... | 0-0 | 0-0 | 0-0 | 0 | 0 | 0 |
| Totals..... | 30-55 | 13-19 | 16-23 | 38 | 14 | 89 |

| MSU | FG | 3FG | FT | RB | A | PT |
|--------------------|--------------|-------------|--------------|-----------|-----------|-----------|
| Roberts..... | 4-11 | 1-2 | 2-4 | 7 | 0 | 11 |
| Power..... | 6-11 | 3-6 | 1-2 | 3 | 2 | 16 |
| Vincent..... | 4-10 | 0-0 | 3-6 | 12 | 1 | 11 |
| Bowers..... | 6-14 | 2-7 | 1-2 | 1 | 5 | 15 |
| Frazier..... | 3-13 | 3-9 | 3-4 | 9 | 1 | 12 |
| Ervin..... | 3-8 | 0-1 | 3-3 | 2 | 5 | 9 |
| Buse..... | 0-0 | 0-0 | 0-0 | 0 | 0 | 0 |
| Slater..... | 0-0 | 0-0 | 0-0 | 0 | 0 | 0 |
| Stelmach..... | 0-2 | 0-1 | 0-0 | 0 | 0 | 0 |
| Campbell..... | 0-3 | 0-0 | 0-0 | 3 | 0 | 0 |
| Totals..... | 26-72 | 9-26 | 13-21 | 40 | 14 | 74 |

Halftime Score: Xavier 34, MSU 33.

2003 NCAA TOURNAMENT

First Round

Butler 47, Mississippi State 46
March 21, 2003 • Birmingham, AL
Birmingham-Jefferson Civic Center (16,467)

| Butler | FG | 3FG | FT | RB | A | PT |
|--------------------|--------------|-------------|------------|-----------|----------|-----------|
| Monserrez..... | 1-6 | 1-3 | 0-0 | 4 | 0 | 3 |
| Curry..... | 0-3 | 0-2 | 0-0 | 1 | 0 | 0 |
| Cornette..... | 4-7 | 0-0 | 1-2 | 6 | 1 | 9 |
| Miller..... | 5-12 | 2-7 | 2-2 | 2 | 4 | 14 |
| Archev..... | 2-6 | 2-4 | 2-2 | 4 | 0 | 8 |
| Lightfoot..... | 6-13 | 0-2 | 1-2 | 7 | 0 | 13 |
| Horan..... | 0-0 | 0-0 | 0-0 | 1 | 0 | 0 |
| Sheets..... | 0-0 | 0-0 | 0-0 | 0 | 0 | 0 |
| Totals..... | 18-47 | 5-18 | 6-8 | 26 | 5 | 47 |

| MSU | FG | 3FG | FT | RB | A | PT |
|--------------------|--------------|-------------|-------------|-----------|-----------|-----------|
| Harper..... | 0-5 | 0-2 | 2-2 | 5 | 0 | 2 |
| Ignerski..... | 0-6 | 0-3 | 0-0 | 3 | 1 | 0 |
| Austin..... | 8-12 | 1-1 | 1-4 | 10 | 0 | 18 |
| Bowers..... | 2-9 | 2-8 | 3-4 | 4 | 3 | 9 |
| Zimmerman... 1-5 | 0-3 | 2-4 | 1 | 5 | 4 | 0 |
| Campbell..... | 0-0 | 0-0 | 0-0 | 1 | 0 | 0 |
| Frazier..... | 3-5 | 3-4 | 0-0 | 1 | 0 | 9 |
| Vincent..... | 2-2 | 0-0 | 0-0 | 4 | 1 | 4 |
| Totals..... | 16-44 | 6-21 | 8-14 | 30 | 10 | 46 |

Halftime Score: Butler 28, MSU 25.

MSU POSTSEASON BOX SCORES



2002 NCAA TOURNAMENT

First Round
Mississippi State 70, McNeese State 58
March 15, 2002 • Dallas, TX
American Airlines Center (19,951)

| McNeese | FG | 3FG | FT | RB | A | PT |
|--------------------|--------------|-------------|--------------|-----------|----------|-----------|
| Perkins..... | 1-6 | 0-1 | 2-2 | 6 | 0 | 4 |
| Gentry..... | 4-8 | 0-0 | 3-6 | 9 | 0 | 11 |
| Brewer..... | 2-5 | 0-0 | 3-7 | 5 | 0 | 7 |
| Bryant..... | 2-4 | 1-3 | 0-1 | 1 | 1 | 5 |
| Williams..... | 6-14 | 2-3 | 1-2 | 9 | 5 | 15 |
| Lewis..... | 2-5 | 0-0 | 1-1 | 0 | 2 | 5 |
| Coleman..... | 2-10 | 1-8 | 0-0 | 1 | 0 | 5 |
| Jackson..... | 2-4 | 0-0 | 0-1 | 2 | 0 | 4 |
| Johnson..... | 0-0 | 0-0 | 0-0 | 0 | 0 | 0 |
| Garriet..... | 1-2 | 0-1 | 0-0 | 0 | 0 | 2 |
| Beik..... | 0-0 | 0-0 | 0-0 | 0 | 1 | 0 |
| Teeter..... | 0-0 | 0-0 | 0-0 | 1 | 0 | 0 |
| Khorokorin..... | 0-0 | 0-0 | 0-0 | 0 | 0 | 0 |
| Totals..... | 22-58 | 4-16 | 10-20 | 38 | 9 | 58 |

| MSU | FG | 3FG | FT | RB | A | PT |
|--------------------|--------------|-------------|--------------|-----------|-----------|-----------|
| Gholar..... | 1-5 | 1-3 | 1-2 | 4 | 1 | 4 |
| Ignerski..... | 0-2 | 0-1 | 0-0 | 3 | 0 | 0 |
| Austin..... | 8-13 | 0-0 | 9-14 | 9 | 2 | 25 |
| Zimmerman .. | 3-6 | 0-0 | 4-4 | 5 | 4 | 10 |
| Patterson..... | 9-11 | 2-3 | 0-0 | 1 | 1 | 20 |
| Goffer..... | 0-1 | 0-0 | 0-0 | 1 | 0 | 0 |
| Campbell..... | 0-1 | 0-0 | 0-0 | 0 | 0 | 0 |
| Gardner..... | 0-0 | 0-0 | 0-0 | 0 | 0 | 0 |
| Bowers..... | 4-10 | 1-3 | 2-2 | 4 | 4 | 11 |
| Stidham..... | 0-0 | 0-0 | 0-0 | 0 | 0 | 0 |
| Frazier..... | 0-0 | 0-0 | 0-0 | 0 | 0 | 0 |
| Harper..... | 0-1 | 0-0 | 0-0 | 5 | 3 | 0 |
| Carr..... | 0-1 | 0-1 | 0-0 | 0 | 0 | 0 |
| Smith..... | 0-3 | 0-0 | 0-0 | 2 | 0 | 0 |
| Totals..... | 25-54 | 4-11 | 16-22 | 40 | 15 | 70 |

Halftime Score: MSU 31, McNeese 25.

2002 NCAA TOURNAMENT

Second Round
Texas 68, Mississippi State 64
March 17, 2002 • Dallas, TX
American Airlines Center (19,951)

| Texas | FG | 3FG | FT | RB | A | PT |
|--------------------|--------------|-------------|--------------|-----------|-----------|-----------|
| Mouton..... | 2-9 | 1-4 | 0-0 | 3 | 3 | 5 |
| Erskan..... | 8-9 | 0-0 | 1-1 | 4 | 0 | 17 |
| Thomas..... | 3-5 | 0-0 | 2-3 | 7 | 0 | 8 |
| Ford..... | 3-8 | 1-2 | 4-4 | 4 | 6 | 11 |
| Ivey..... | 2-5 | 1-4 | 5-6 | 5 | 2 | 10 |
| Williams..... | 0-2 | 0-0 | 0-0 | 2 | 2 | 0 |
| Harris..... | 2-4 | 1-3 | 1-1 | 1 | 1 | 6 |
| Klotz..... | 0-0 | 0-0 | 0-0 | 1 | 0 | 0 |
| Ross..... | 0-0 | 0-0 | 0-0 | 0 | 0 | 0 |
| Boddicker..... | 4-6 | 3-3 | 0-0 | 3 | 1 | 11 |
| Totals..... | 24-48 | 7-16 | 13-15 | 33 | 15 | 68 |

| MSU | FG | 3FG | FT | RB | A | PT |
|--------------------|--------------|-------------|--------------|-----------|----------|-----------|
| Gholar..... | 3-4 | 2-3 | 0-1 | 2 | 2 | 8 |
| Ignerski..... | 3-8 | 1-5 | 5-5 | 3 | 1 | 12 |
| Austin..... | 5-8 | 0-0 | 2-2 | 6 | 1 | 12 |
| Zimmerman .. | 4-7 | 0-2 | 0-2 | 5 | 3 | 8 |
| Patterson..... | 2-5 | 0-2 | 0-1 | 2 | 0 | 4 |
| Gardner..... | 0-0 | 0-0 | 0-0 | 0 | 0 | 0 |
| Bowers..... | 5-13 | 2-8 | 3-4 | 2 | 0 | 15 |
| Frazier..... | 0-1 | 0-1 | 0-0 | 0 | 0 | 0 |
| Harper..... | 2-3 | 1-2 | 0-0 | 2 | 1 | 5 |
| Smith..... | 0-1 | 0-0 | 0-0 | 0 | 0 | 0 |
| Totals..... | 24-50 | 6-23 | 10-15 | 22 | 8 | 64 |

Halftime Score: Texas 41, MSU 29.

2001 NIT

First Round
Mississippi State 75, Southern Miss 68
March 14, 2001 • Starkville, MS

| USM | FG | 3FG | FT | RB | A | PT |
|--------------------|--------------|-------------|--------------|-----------|-----------|-----------|
| Myles..... | 7-10 | 2-3 | 4-6 | 5 | 3 | 20 |
| Thompson..... | 1-3 | 0-1 | 0-0 | 2 | 0 | 2 |
| Jones..... | 3-7 | 0-0 | 1-4 | 4 | 1 | 7 |
| Cauthen..... | 1-5 | 0-0 | 4-5 | 3 | 2 | 6 |
| Wall..... | 5-12 | 3-6 | 0-0 | 3 | 0 | 13 |
| Meneses..... | 0-0 | 0-0 | 0-0 | 0 | 0 | 0 |
| Richardson..... | 3-7 | 1-3 | 0-0 | 3 | 1 | 7 |
| Henderson..... | 0-3 | 0-0 | 1-2 | 6 | 0 | 1 |
| Carter..... | 0-4 | 0-1 | 2-2 | 3 | 0 | 2 |
| Mims..... | 2-8 | 2-6 | 0-0 | 8 | 1 | 6 |
| Duncan..... | 2-5 | 0-0 | 0-1 | 4 | 2 | 4 |
| Totals..... | 24-64 | 8-20 | 12-20 | 45 | 10 | 68 |

| MSU | FG | 3FG | FT | RB | A | PT |
|--------------------|--------------|-------------|--------------|-----------|-----------|-----------|
| Patterson..... | 7-13 | 1-3 | 6-9 | 5 | 1 | 21 |
| Hamilton..... | 4-9 | 0-1 | 0-0 | 8 | 1 | 8 |
| Q. Smith..... | 0-1 | 0-0 | 0-4 | 2 | 0 | 0 |
| A. Jackson..... | 3-8 | 1-4 | 4-4 | 0 | 1 | 11 |
| Goffer..... | 2-4 | 1-3 | 3-6 | 1 | 1 | 8 |
| Billups..... | 1-1 | 0-0 | 0-0 | 0 | 0 | 2 |
| Bowers..... | 1-2 | 0-1 | 0-0 | 1 | 0 | 2 |
| Gholar..... | 0-2 | 0-0 | 0-0 | 2 | 0 | 0 |
| Zimmerman..... | 5-10 | 0-0 | 1-2 | 8 | 3 | 11 |
| Austin..... | 4-9 | 0-0 | 4-6 | 4 | 3 | 12 |
| Totals..... | 27-59 | 3-12 | 18-31 | 37 | 10 | 75 |

Halftime Score: MSU 41, USM 27.

2001 NIT

Second Round
Mississippi State 66, Pittsburgh 61
March 19, 2001 • Pittsburgh, PA
Fitzgerald Field House (6,798)

| MSU | FG | 3FG | FT | RB | A | PT |
|--------------------|--------------|-------------|------------|-----------|-----------|-----------|
| Patterson..... | 4-9 | 2-4 | 1-2 | 7 | 4 | 11 |
| Hamilton..... | 2-9 | 0-2 | 0-0 | 6 | 0 | 4 |
| Q. Smith..... | 5-5 | 0-0 | 0-0 | 3 | 1 | 10 |
| A. Jackson..... | 4-8 | 2-5 | 0-0 | 4 | 2 | 10 |
| Goffer..... | 0-1 | 0-1 | 2-2 | 0 | 0 | 2 |
| Billups..... | 0-0 | 0-0 | 0-0 | 1 | 0 | 0 |
| Bowers..... | 0-0 | 0-0 | 0-0 | 0 | 0 | 0 |
| Gholar..... | 3-4 | 2-3 | 0-0 | 2 | 3 | 8 |
| Zimmerman .. | 7-11 | 1-3 | 0-0 | 3 | 3 | 15 |
| Austin..... | 3-10 | 0-0 | 0-0 | 4 | 1 | 6 |
| Totals..... | 28-57 | 7-18 | 3-4 | 35 | 14 | 66 |

| Pittsburgh | FG | 3FG | FT | RB | A | PT |
|--------------------|--------------|-------------|--------------|-----------|-----------|-----------|
| Zavackas..... | 3-3 | 3-3 | 2-2 | 1 | 1 | 11 |
| Greer..... | 1-8 | 0-5 | 1-2 | 2 | 3 | 3 |
| Hawkins..... | 3-6 | 0-0 | 0-0 | 7 | 1 | 6 |
| Knight..... | 3-11 | 2-8 | 4-6 | 6 | 7 | 12 |
| Page..... | 5-12 | 3-9 | 0-0 | 1 | 1 | 13 |
| Brown..... | 2-5 | 0-1 | 7-7 | 4 | 1 | 11 |
| Johnson..... | 1-3 | 0-1 | 1-2 | 2 | 0 | 3 |
| Morris..... | 1-1 | 0-0 | 0-0 | 0 | 0 | 2 |
| Totals..... | 19-49 | 8-27 | 15-19 | 26 | 14 | 61 |

Halftime Score: MSU 27, Pitt 27.



MSU POSTSEASON BOX SCORES

2001 NIT

Third Round

Tulsa 77, Mississippi State 75
March 21, 2001 • Starkville, MS
Humphrey Coliseum (4,529)

| Tulsa | FG | 3FG | FT | RB | PT | A |
|--------------------|--------------|--------------|--------------|-----------|-----------|-----------|
| Hill..... | 2-5 | 1-4 | 0-0 | 2 | 2 | 5 |
| Shelton..... | 4-8 | 3-5 | 1-2 | 7 | 0 | 12 |
| Johnson..... | 5-8 | 1-2 | 5-10 | 6 | 2 | 16 |
| Harrington..... | 5-7 | 1-2 | 3-4 | 2 | 6 | 14 |
| Swanson..... | 3-6 | 1-2 | 2-3 | 4 | 2 | 9 |
| Davis..... | 1-2 | 0-0 | 0-0 | 2 | 0 | 2 |
| Reed..... | 6-10 | 3-4 | 2-4 | 1 | 3 | 17 |
| Parker..... | 0-4 | 0-1 | 0-0 | 1 | 0 | 0 |
| Ledoux..... | 0-0 | 0-0 | 0-0 | 0 | 0 | 0 |
| Ingram..... | 1-1 | 0-0 | 0-0 | 1 | 0 | 2 |
| Totals..... | 27-51 | 10-20 | 13-23 | 29 | 15 | 77 |
| MSU | FG | 3FG | FT | RB | A | PT |
| Patterson..... | 5-10 | 4-7 | 6-6 | 5 | 2 | 20 |
| Hamilton..... | 3-10 | 0-4 | 3-5 | 13 | 0 | 9 |
| Q. Smith..... | 4-6 | 0-0 | 4-7 | 7 | 0 | 12 |
| A. Jackson..... | 2-14 | 0-8 | 2-5 | 2 | 3 | 6 |
| Goffer..... | 1-2 | 0-1 | 0-0 | 1 | 1 | 2 |
| Billups..... | 0-1 | 0-0 | 0-0 | 0 | 0 | 0 |
| Bowers..... | 0-1 | 0-1 | 0-0 | 0 | 0 | 0 |
| Gholar..... | 0-1 | 0-1 | 0-0 | 2 | 1 | 0 |
| Zimmerman..... | 4-6 | 1-1 | 5-5 | 5 | 3 | 14 |
| Austin..... | 6-11 | 0-0 | 0-1 | 4 | 0 | 12 |
| Totals..... | 25-62 | 5-23 | 20-29 | 42 | 10 | 75 |

Halftime Score: TU 38, MSU 31.

1999 NIT

First Round

Colorado State 69, Mississippi State 56
March 10, 1999 • Fort Collins, CO
Moby Arena (5,096)

| MSU | FG | 3FG | FT | RB | A | PT |
|--------------------|--------------|-------------|--------------|-----------|-----------|-----------|
| Patterson..... | 1-1 | 0-0 | 3-4 | 2 | 0 | 5 |
| Hamilton..... | 4-18 | 0-10 | 0-0 | 11 | 0 | 8 |
| Washington..... | 4-9 | 0-0 | 0-1 | 4 | 1 | 8 |
| White..... | 4-13 | 2-7 | 0-0 | 3 | 7 | 10 |
| Myles..... | 2-6 | 1-1 | 0-0 | 4 | 3 | 5 |
| Gholar..... | 2-3 | 2-3 | 2-5 | 6 | 0 | 8 |
| Hyche..... | 2-4 | 0-2 | 0-0 | 2 | 1 | 4 |
| Boswell..... | 1-2 | 0-0 | 0-0 | 0 | 0 | 2 |
| Roberts..... | 2-8 | 0-0 | 0-0 | 4 | 0 | 4 |
| Jackson..... | 1-3 | 0-0 | 0-2 | 3 | 0 | 2 |
| Totals..... | 23-67 | 5-23 | 5-12 | 43 | 12 | 56 |
| CSU | FG | 3FG | FT | RB | A | PT |
| Sivesind..... | 6-9 | 4-7 | 0-0 | 3 | 3 | 16 |
| Goodwyn..... | 4-12 | 1-2 | 6-7 | 7 | 2 | 15 |
| Ford..... | 3-3 | 0-0 | 1-2 | 8 | 1 | 7 |
| Palacio..... | 1-13 | 0-3 | 1-2 | 5 | 2 | 3 |
| McKansty..... | 5-14 | 1-4 | 3-3 | 3 | 4 | 14 |
| Smith..... | 0-1 | 0-1 | 0-0 | 1 | 0 | 0 |
| Harris..... | 0-1 | 0-0 | 2-2 | 0 | 0 | 2 |
| Martin..... | 0-0 | 0-0 | 0-0 | 0 | 0 | 0 |
| Mayer..... | 0-0 | 0-0 | 0-0 | 0 | 0 | 0 |
| Patik..... | 1-1 | 0-0 | 0-0 | 3 | 0 | 2 |
| Fisher..... | 3-4 | 0-0 | 4-6 | 8 | 0 | 10 |
| Totals..... | 23-58 | 6-17 | 17-22 | 41 | 12 | 69 |

Halftime Score: CSU 33, MSU 28.

1996 NCAA Tournament

First Round

Mississippi State 58, Va. Commonwealth 51
March 14, 1996 • Indianapolis, IN
RCA Dome (31,569)

| VCU | FG | 3FG | FT | RB | A | PT |
|--------------------|--------------|-------------|-------------|-----------|-----------|-----------|
| Chappell..... | 4-13 | 2-5 | 0-0 | 3 | 0 | 10 |
| Hopkins..... | 9-20 | 0-0 | 4-6 | 11 | 2 | 22 |
| Byrd..... | 1-5 | 0-0 | 3-6 | 2 | 1 | 5 |
| Hamilton..... | 1-5 | 0-4 | 0-0 | 3 | 4 | 2 |
| Lee..... | 1-7 | 1-5 | 0-0 | 6 | 2 | 3 |
| Smith..... | 0-3 | 0-0 | 0-0 | 3 | 0 | 0 |
| Peabody..... | 1-2 | 0-0 | 0-2 | 2 | 0 | 2 |
| Reed..... | 1-2 | 0-1 | 0-0 | 1 | 1 | 2 |
| Talley..... | 0-4 | 0-1 | 0-0 | 1 | 0 | 0 |
| Marston..... | 2-3 | 1-1 | 0-0 | 0 | 0 | 5 |
| Totals..... | 20-64 | 4-17 | 7-14 | 36 | 10 | 51 |
| MSU | FG | 3FG | FT | RB | A | PT |
| Jones..... | 5-12 | 1-3 | 2-2 | 10 | 3 | 13 |
| Walters..... | 1-4 | 0-0 | 0-0 | 5 | 1 | 2 |
| Dampier..... | 6-9 | 0-0 | 1-2 | 7 | 0 | 13 |
| Bullard..... | 0-5 | 0-5 | 0-0 | 7 | 6 | 0 |
| D. Wilson..... | 5-14 | 2-4 | 3-4 | 5 | 1 | 15 |
| Hughes..... | 0-1 | 0-0 | 2-2 | 4 | 0 | 2 |
| Hyche..... | 3-6 | 2-4 | 0-0 | 3 | 1 | 8 |
| Washington..... | 2-3 | 0-0 | 1-3 | 2 | 0 | 5 |
| Totals..... | 22-54 | 5-16 | 9-13 | 46 | 12 | 58 |

Halftime Score: MSU 24, VCU 20.

1996 NCAA Tournament

Second Round

Mississippi State 63, Princeton 41
March 16, 1996 • Indianapolis, IN
RCA Dome (32,293)

| Princeton | FG | 3FG | FT | RB | A | PT |
|--------------------|--------------|-------------|--------------|-----------|-----------|-----------|
| Doyal..... | 3-5 | 1-3 | 0-1 | 4 | 2 | 7 |
| Lewulis..... | 0-5 | 0-4 | 0-0 | 1 | 0 | 0 |
| Goodrich..... | 5-13 | 2-5 | 2-2 | 2 | 3 | 14 |
| Johnson..... | 2-6 | 0-4 | 0-0 | 5 | 1 | 4 |
| Henderson..... | 4-10 | 2-6 | 1-1 | 2 | 3 | 11 |
| Earl..... | 0-2 | 0-2 | 0-0 | 1 | 1 | 0 |
| Del-Toro..... | 0-1 | 0-1 | 0-0 | 0 | 0 | 0 |
| Mastaglio..... | 1-1 | 1-1 | 0-0 | 0 | 0 | 3 |
| Gregory..... | 0-0 | 0-0 | 0-0 | 0 | 1 | 0 |
| Rosenfeld..... | 0-1 | 0-0 | 0-0 | 0 | 0 | 0 |
| Hart..... | 0-1 | 0-1 | 0-0 | 0 | 0 | 0 |
| Hiite..... | 1-1 | 0-0 | 0-0 | 0 | 0 | 2 |
| Totals..... | 16-46 | 6-27 | 3-4 | 15 | 11 | 41 |
| MSU | FG | 3FG | FT | RB | A | PT |
| Jones..... | 5-10 | 1-2 | 0-0 | 7 | 0 | 11 |
| Walters..... | 0-1 | 0-0 | 0-0 | 4 | 1 | 0 |
| Dampier..... | 10-12 | 0-0 | 0-2 | 7 | 0 | 20 |
| Bullard..... | 3-6 | 0-3 | 2-4 | 6 | 9 | 8 |
| D. Wilson..... | 4-8 | 3-7 | 2-2 | 1 | 1 | 13 |
| Hughes..... | 0-0 | 0-0 | 2-2 | 3 | 1 | 2 |
| Edmonson..... | 1-1 | 1-1 | 2-2 | 1 | 0 | 5 |
| Hyche..... | 1-1 | 0-0 | 0-0 | 1 | 2 | 2 |
| B. Wilson..... | 0-1 | 0-1 | 0-0 | 0 | 0 | 0 |
| Washington..... | 0-0 | 0-0 | 0-0 | 3 | 0 | 0 |
| Walton..... | 0-0 | 0-0 | 2-2 | 0 | 1 | 2 |
| Totals..... | 24-40 | 5-14 | 10-14 | 34 | 15 | 63 |

Halftime Score: MSU 31, PU 20.

MSU POSTSEASON BOX SCORES



1996 NCAA Tournament
Sweet 16
Mississippi State 60, Connecticut 55
March 22, 1996 • Lexington, KY
Rupp Arena (23,890)

| MSU | FG | 3FG | FT | RB | A | PT |
|--------------------|--------------|-------------|-------------|-----------|-----------|-----------|
| Jones..... | 6-16 | 0-1 | 1-2 | 10 | 4 | 13 |
| Walters..... | 1-2 | 0-0 | 1-2 | 6 | 1 | 3 |
| Dampier..... | 6-15 | 0-0 | 3-4 | 8 | 2 | 15 |
| Bullard..... | 1-6 | 0-2 | 0-0 | 2 | 6 | 2 |
| D. Wilson..... | 9-14 | 7-11 | 2-2 | 2 | 0 | 27 |
| Hughes..... | 0-2 | 0-0 | 0-0 | 3 | 1 | 0 |
| Hyche..... | 0-1 | 0-1 | 0-0 | 0 | 0 | 0 |
| Totals..... | 23-56 | 7-15 | 7-10 | 35 | 14 | 60 |
| UConn | FG | 3FG | FT | RB | A | PT |
| King..... | 4-9 | 0-0 | 0-0 | 8 | 1 | 8 |
| Johnson..... | 0-4 | 0-1 | 2-2 | 1 | 2 | 2 |
| Knight..... | 5-10 | 0-0 | 0-0 | 13 | 2 | 10 |
| Sheffer..... | 3-14 | 2-7 | 2-2 | 9 | 5 | 10 |
| Allen..... | 9-25 | 4-10 | 0-2 | 6 | 1 | 22 |
| Jones..... | 1-5 | 1-2 | 0-0 | 2 | 0 | 3 |
| Hayward..... | 0-0 | 0-0 | 0-0 | 1 | 0 | 0 |
| Carson..... | 0-1 | 0-0 | 0-0 | 0 | 0 | 0 |
| Totals..... | 22-68 | 7-20 | 4-6 | 45 | 11 | 55 |

Halftime Score: MSU 37, UC 25.

1996 NCAA Tournament
Semifinals
Syracuse 77, Mississippi State 69
March 30, 1996 • East Rutherford, NJ
Continental Airlines Arena (19,229)

| MSU | FG | 3FG | FT | RB | A | PT |
|--------------------|--------------|--------------|--------------|-----------|-----------|-----------|
| Jones..... | 6-16 | 2-8 | 2-2 | 6 | 2 | 16 |
| Walters..... | 5-9 | 0-0 | 0-0 | 6 | 0 | 10 |
| Dampier..... | 4-6 | 0-0 | 4-4 | 14 | 6 | 12 |
| Bullard..... | 4-9 | 3-7 | 0-0 | 5 | 8 | 11 |
| D. Wilson..... | 7-16 | 6-13 | 0-0 | 2 | 3 | 20 |
| Washington..... | 0-0 | 0-0 | 0-0 | 1 | 0 | 0 |
| Hyche..... | 0-0 | 0-0 | 0-0 | 1 | 1 | 0 |
| Hughes..... | 0-0 | 0-0 | 0-0 | 5 | 1 | 0 |
| Totals..... | 26-56 | 11-28 | 6-6 | 41 | 21 | 69 |
| Syracuse | FG | 3FG | FT | RB | A | PT |
| Burgan..... | 6-11 | 2-4 | 5-6 | 7 | 2 | 19 |
| Wallace..... | 6-14 | 1-1 | 8-10 | 4 | 2 | 21 |
| Hill..... | 7-11 | 0-0 | 1-2 | 2 | 1 | 15 |
| Sims..... | 3-5 | 1-3 | 4-4 | 5 | 9 | 11 |
| Cipolla..... | 3-9 | 1-3 | 2-2 | 1 | 1 | 9 |
| Reafsnyder..... | 1-3 | 0-0 | 0-0 | 2 | 0 | 2 |
| Janulis..... | 0-2 | 0-1 | 0-0 | 0 | 0 | 0 |
| Totals..... | 26-55 | 5-12 | 20-24 | 21 | 15 | 77 |

Halftime Score: MSU 36, SU 36.

1996 NCAA Tournament
Regional Finals
Mississippi State 73, Cincinnati 63
March 24, 1996 • Lexington, KY
Rupp Arena (23,850)

| MSU | FG | 3FG | FT | RB | A | PT |
|--------------------|--------------|-------------|--------------|-----------|-----------|-----------|
| Jones..... | 9-17 | 2-6 | 3-3 | 13 | 0 | 23 |
| Walters..... | 0-2 | 0-0 | 1-2 | 10 | 0 | 1 |
| Dampier..... | 4-10 | 0-0 | 1-4 | 6 | 2 | 9 |
| Bullard..... | 3-7 | 1-3 | 4-7 | 4 | 3 | 11 |
| D. Wilson..... | 3-9 | 1-6 | 9-12 | 2 | 5 | 16 |
| Washington..... | 3-4 | 0-0 | 1-2 | 4 | 0 | 7 |
| Hyche..... | 2-2 | 1-1 | 0-0 | 0 | 1 | 5 |
| Hughes..... | 0-0 | 0-0 | 1-3 | 0 | 0 | 1 |
| Totals..... | 24-51 | 5-16 | 20-33 | 44 | 11 | 73 |
| Cincinnati | FG | 3FG | FT | RB | A | PT |
| Gregor..... | 0-0 | 0-0 | 0-0 | 0 | 0 | 0 |
| Fortson..... | 6-15 | 0-0 | 12-16 | 13 | 2 | 24 |
| Long..... | 2-4 | 0-0 | 0-0 | 6 | 0 | 4 |
| Flint..... | 1-12 | 0-7 | 0-0 | 4 | 1 | 2 |
| LeGree..... | 5-8 | 1-1 | 0-2 | 5 | 4 | 11 |
| Julson..... | 1-2 | 0-0 | 1-2 | 2 | 0 | 3 |
| Burton..... | 6-20 | 5-16 | 0-0 | 3 | 2 | 17 |
| Brannen..... | 0-0 | 0-0 | 0-0 | 0 | 0 | 0 |
| Monroe..... | 1-2 | 0-0 | 0-0 | 2 | 0 | 2 |
| Fletcher..... | 0-0 | 0-0 | 0-0 | 0 | 0 | 0 |
| Davis..... | 0-0 | 0-0 | 0-0 | 0 | 2 | 0 |
| Levett..... | 0-2 | 0-2 | 0-0 | 0 | 0 | 0 |
| Totals..... | 22-65 | 6-26 | 13-20 | 38 | 11 | 63 |

Halftime Score: MSU 37, UC 29.


1995 NCAA TOURNAMENT
FIRST ROUND
Mississippi State 75, Santa Clara 67
March 17, 1995 • Boise, ID
BSU Pavilion (11,853)

| Santa Clara | FG | 3FG | FT | RB | A | PT |
|--------------------|--------------|-------------|--------------|-----------|-----------|-----------|
| Dunne..... | 4-9 | 0-1 | 3-4 | 5 | 1 | 11 |
| Sedlock..... | 4-7 | 1-2 | 0-0 | 2 | 2 | 9 |
| Zurek..... | 3-10 | 0-1 | 2-2 | 4 | 0 | 8 |
| Nash..... | 7-13 | 4-9 | 4-4 | 7 | 2 | 22 |
| Garnett..... | 5-11 | 1-5 | 0-0 | 4 | 2 | 11 |
| Jones..... | 0-0 | 0-0 | 0-0 | 0 | 0 | 0 |
| Anderson..... | 1-3 | 0-1 | 0-0 | 0 | 1 | 2 |
| Pierce..... | 0-3 | 0-0 | 1-2 | 1 | 0 | 1 |
| Von Buchwaldt..... | 0-1 | 0-0 | 0-0 | 1 | 0 | 0 |
| Graves..... | 1-1 | 0-0 | 1-1 | 1 | 0 | 3 |
| Totals..... | 25-58 | 6-19 | 11-13 | 29 | 8 | 67 |
| MSU | FG | 3FG | FT | RB | A | PT |
| Grant..... | 3-8 | 2-6 | 0-0 | 2 | 5 | 8 |
| Price..... | 2-3 | 0-0 | 0-0 | 1 | 1 | 4 |
| Dampier..... | 4-6 | 0-0 | 5-7 | 9 | 0 | 13 |
| Honore..... | 6-8 | 4-5 | 0-2 | 1 | 2 | 16 |
| D. Wilson..... | 4-12 | 2-9 | 9-10 | 6 | 5 | 19 |
| Bullard..... | 2-3 | 1-2 | 0-0 | 2 | 0 | 5 |
| Hughes..... | 0-0 | 0-0 | 0-0 | 1 | 0 | 0 |
| Walters..... | 3-7 | 0-0 | 0-0 | 6 | 2 | 6 |
| B. Wilson..... | 2-3 | 0-0 | 0-0 | 0 | 0 | 4 |
| Totals..... | 26-50 | 9-22 | 14-19 | 30 | 15 | 75 |

Halftime Score: MSU 36, SCU 29.



MSU POSTSEASON BOX SCORES



The 1994-95 Mississippi State Bulldogs knocked off a Steve Nash-led Santa Clara club and a Keith Van Horn-paced Utah contingent in the 1995 NCAA West Regional in Boise, Idaho, to earn a Sweet Sixteen showing before bowing to the eventual national champion UCLA Bruins at the regional semifinals in Oakland, Calif.

1995 NCAA TOURNAMENT Second Round

Mississippi State 78, Utah 64
March 19, 1995 • Boise, ID
BSU Pavilion (11,886)

| MSU | FG | 3FG | FT | RB | A | PT |
|---------------------|--------------|-------------|--------------|-----------|-----------|-----------|
| Grant..... | 5-10 | 4-5 | 1-2 | 4 | 3 | 15 |
| Price | 0-2 | 0-0 | 0-0 | 5 | 2 | 0 |
| Dampier..... | 9-13 | 0-0 | 3-4 | 10 | 0 | 21 |
| Honore..... | 2-9 | 0-4 | 2-2 | 0 | 3 | 6 |
| D. Wilson | 10-20 | 2-8 | 10-10 | 7 | 1 | 32 |
| Bullard | 0-2 | 0-1 | 0-0 | 2 | 1 | 0 |
| Hughes | 1-1 | 0-0 | 0-0 | 3 | 0 | 2 |
| Walters | 1-4 | 0-0 | 0-2 | 8 | 0 | 2 |
| B. Wilson | 0-0 | 0-0 | 0-0 | 0 | 0 | 0 |
| Totals | 28-61 | 6-18 | 16-20 | 40 | 10 | 78 |
| Utah..... | FG | 3FG | FT | RB | A | PT |
| Carroll | 1-2 | 1-2 | 2-2 | 1 | 1 | 5 |
| Van Horn..... | 8-20 | 0-3 | 5-5 | 6 | 0 | 21 |
| Melmeth..... | 2-7 | 0-0 | 0-0 | 4 | 2 | 4 |
| Preston | 3-4 | 0-0 | 0-0 | 3 | 2 | 6 |
| Jessie | 4-10 | 1-2 | 4-5 | 8 | 4 | 13 |
| Rydalch..... | 2-9 | 2-7 | 0-0 | 2 | 1 | 6 |
| Hansen | 0-0 | 0-0 | 0-0 | 0 | 0 | 0 |
| Jensen | 2-3 | 0-0 | 3-4 | 4 | 2 | 7 |
| Doleac | 1-10 | 0-0 | 0-1 | 8 | 0 | 2 |
| Totals | 23-65 | 4-14 | 14-17 | 40 | 12 | 64 |

Halftime Score: MSU 35, Utah 22.

1995 NCAA TOURNAMENT Sweet 16

UCLA 86, Mississippi State 67
March 23, 1995 • Oakland, CA
Oakland Coliseum-Arena (14,399)

| MSU | FG | 3FG | FT | RB | A | PT |
|---------------------|--------------|-------------|--------------|-----------|-----------|-----------|
| Grant..... | 1-8 | 0-5 | 0-0 | 10 | 3 | 2 |
| Price | 3-5 | 0-0 | 0-0 | 2 | 3 | 6 |
| Dampier..... | 4-4 | 0-0 | 3-4 | 4 | 1 | 11 |
| Honore..... | 2-10 | 2-7 | 0-0 | 4 | 5 | 6 |
| D. Wilson | 7-21 | 5-14 | 3-5 | 6 | 3 | 22 |
| Bullard | 3-9 | 2-6 | 2-2 | 3 | 2 | 10 |
| Hughes | 0-0 | 0-0 | 0-0 | 1 | 0 | 0 |
| Walters | 3-5 | 0-0 | 4-6 | 7 | 1 | 10 |
| Young | 0-0 | 0-0 | 0-0 | 0 | 0 | 0 |
| B. Wilson | 0-0 | 0-0 | 0-0 | 0 | 0 | 0 |
| Totals | 23-62 | 9-32 | 12-17 | 41 | 18 | 67 |
| UCLA..... | FG | 3FG | FT | RB | A | PT |
| E. O'Bannon | 8-14 | 3-6 | 2-3 | 8 | 1 | 21 |
| C. O'Bannon | 3-7 | 0-1 | 3-4 | 5 | 2 | 9 |
| Zidek..... | 5-11 | 0-0 | 1-4 | 2 | 0 | 11 |
| Edney..... | 4-6 | 1-2 | 1-2 | 3 | 8 | 10 |
| Bailey..... | 3-11 | 0-2 | 6-9 | 5 | 2 | 12 |
| Dollar | 0-1 | 0-0 | 2-6 | 6 | 2 | 2 |
| Myers | 0-0 | 0-0 | 0-0 | 0 | 0 | 0 |
| Dempsey | 0-0 | 0-0 | 0-0 | 0 | 0 | 0 |
| Nwankwo | 0-1 | 0-0 | 4-4 | 0 | 1 | 4 |
| Givens | 2-2 | 0-0 | 0-0 | 2 | 0 | 4 |
| Henderson | 2-3 | 0-0 | 4-5 | 2 | 1 | 8 |
| Johnson | 1-2 | 0-0 | 3-6 | 3 | 1 | 5 |
| Totals | 28-58 | 4-11 | 26-43 | 39 | 18 | 86 |

Halftime Score: UCLA 40, MSU 19.

MSU POSTSEASON BOX SCORES



1994 NIT
First Round
 Kansas State 78, Mississippi State 67
 March 17, 1994 • Manhattan, KS
 Bramlage Coliseum (2,690)

| MSU | FG | 3FG | FT | RB | A | PT |
|---------------------|--------------|-------------|--------------|-----------|-----------|-----------|
| Price | 1-2 | 0-0 | 0-0 | 1 | 0 | 2 |
| Domingue | 2-2 | 0-0 | 0-0 | 5 | 3 | 4 |
| Dampier | 4-10 | 0-0 | 5-9 | 8 | 0 | 13 |
| Honore | 4-12 | 3-7 | 3-7 | 3 | 2 | 14 |
| Grant | 1-6 | 1-6 | 0-0 | 1 | 3 | 3 |
| D. Wilson | 6-12 | 4-9 | 6-6 | 5 | 1 | 22 |
| Dorsey | 3-6 | 1-3 | 0-0 | 2 | 1 | 7 |
| B. Wilson | 0-1 | 0-0 | 0-0 | 3 | 0 | 0 |
| Walters | 0-2 | 0-0 | 2-2 | 2 | 0 | 2 |
| Brooks | 0-0 | 0-0 | 0-0 | 0 | 0 | 0 |
| Totals | 21-53 | 9-25 | 16-24 | 31 | 10 | 67 |

| KSU | FG | 3FG | FT | RB | A | PT |
|---------------------|--------------|-------------|-------------|-----------|-----------|-----------|
| Davis | 2-3 | 0-0 | 1-2 | 3 | 2 | 5 |
| Noland | 3-8 | 0-3 | 0-0 | 4 | 1 | 6 |
| Cunningham .. | 5-8 | 0-0 | 6-7 | 6 | 0 | 16 |
| Beane | 5-7 | 2-2 | 1-1 | 3 | 6 | 13 |
| Jones | 8-17 | 3-9 | 1-3 | 4 | 3 | 20 |
| Gavin | 4-6 | 0-0 | 0-1 | 5 | 2 | 8 |
| Lucas | 2-5 | 0-0 | 0-0 | 4 | 0 | 4 |
| Lewis | 0-1 | 0-0 | 0-0 | 0 | 0 | 0 |
| Hamilton | 2-3 | 0-1 | 0-0 | 2 | 1 | 4 |
| Hill | 1-1 | 0-0 | 0-0 | 2 | 0 | 2 |
| Strickland | 0-1 | 0-0 | 0-0 | 0 | 0 | 0 |
| Warta | 0-1 | 0-0 | 0-0 | 0 | 0 | 0 |
| Schmidt | 0-0 | 0-0 | 0-0 | 0 | 2 | 0 |
| Mourning | 0-0 | 0-0 | 0-0 | 0 | 0 | 0 |
| Totals | 32-61 | 5-15 | 9-14 | 34 | 17 | 78 |

Halftime Score: KSU 38, MSU 26.

1991 NCAA TOURNAMENT
First Round
 Eastern Michigan 76, Mississippi State 56
 March 15, 1991 • Syracuse, NY
 Carrier Dome (14,436)

| EMU | FG | 3FG | FT | RB | A | PT |
|---------------------|--------------|-------------|--------------|-----------|-----------|-----------|
| Hallas | 4-6 | 0-0 | 1-1 | 6 | 3 | 9 |
| Ca. Thomas .. | 5-9 | 4-7 | 2-3 | 3 | 2 | 16 |
| Kennedy | 9-13 | 0-0 | 4-6 | 16 | 1 | 22 |
| Ch. Thomas .. | 2-6 | 2-5 | 3-4 | 4 | 6 | 9 |
| Neely | 6-16 | 0-0 | 5-8 | 7 | 5 | 17 |
| Boykin | 0-1 | 0-0 | 0-1 | 0 | 0 | 0 |
| Lewis | 0-1 | 0-0 | 1-2 | 1 | 3 | 1 |
| Felder | 0-1 | 0-0 | 0-0 | 0 | 1 | 0 |
| Frasor | 1-1 | 0-0 | 0-0 | 1 | 0 | 2 |
| Pangas | 0-0 | 0-0 | 0-0 | 1 | 0 | 0 |
| Totals | 27-54 | 6-12 | 16-25 | 43 | 21 | 76 |

| CSU | FG | 3FG | FT | RB | A | PT |
|---------------------|--------------|-------------|-------------|-----------|-----------|-----------|
| Carter | 6-19 | 1-5 | 0-0 | 6 | 3 | 13 |
| Burns | 8-18 | 0-1 | 6-8 | 7 | 2 | 22 |
| Nichols | 2-4 | 0-0 | 0-0 | 6 | 1 | 4 |
| Hartsfield .. | 2-8 | 1-3 | 0-0 | 2 | 4 | 5 |
| Smith | 1-4 | 0-0 | 0-0 | 4 | 3 | 2 |
| Watts | 3-7 | 2-3 | 2-2 | 3 | 2 | 10 |
| Morris | 0-0 | 0-0 | 0-0 | 0 | 0 | 0 |
| Watson | 0-0 | 0-0 | 0-0 | 0 | 0 | 0 |
| Hooper | 0-2 | 0-1 | 0-0 | 1 | 1 | 0 |
| Peterson | 0-0 | 0-0 | 0-0 | 0 | 0 | 0 |
| Totals | 22-62 | 4-13 | 8-10 | 31 | 16 | 56 |

Halftime Score: EMU 35, MSU 28.

1990 NIT
First Round
 Mississippi State 84, Baylor 75
 March 15, 1990 • Starkville, MS
 Humphrey Coliseum (5,374)

| Baylor | FG | 3FG | FT | RB | A | PT |
|---------------------|--------------|-------------|-------------|-----------|-----------|-----------|
| Denton | 7-16 | 4-6 | 4-5 | 7 | 1 | 22 |
| Jones | 2-6 | 0-0 | 0-1 | 8 | 5 | 4 |
| Holcombe | 7-12 | 0-0 | 0-0 | 8 | 2 | 14 |
| Wesley | 5-14 | 2-7 | 5-6 | 4 | 3 | 17 |
| Lindsey | 1-2 | 0-0 | 0-0 | 1 | 1 | 2 |
| Hunt | 3-11 | 2-7 | 0-0 | 1 | 1 | 8 |
| Chalmers | 2-3 | 0-0 | 0-0 | 2 | 0 | 4 |
| Schumacher .. | 0-0 | 0-0 | 0-0 | 0 | 1 | 0 |
| Christian | 2-4 | 0-0 | 0-0 | 1 | 0 | 4 |
| Totals | 29-68 | 8-20 | 9-12 | 36 | 14 | 75 |

| MSU | FG | 3FG | FT | RB | A | PT |
|---------------------|--------------|-------------|--------------|-----------|-----------|-----------|
| Carter | 2-5 | 0-0 | 4-6 | 3 | 4 | 8 |
| Burns | 9-16 | 0-0 | 10-13 | 8 | 0 | 28 |
| Merritt | 2-5 | 1-2 | 0-1 | 11 | 4 | 5 |
| Hartsfield .. | 3-9 | 3-6 | 6-7 | 2 | 5 | 15 |
| Watts | 6-14 | 2-4 | 9-9 | 6 | 2 | 23 |
| Nichols | 0-1 | 0-0 | 1-2 | 4 | 0 | 1 |
| Smith | 1-2 | 0-0 | 0-0 | 0 | 0 | 2 |
| Woodard | 1-1 | 0-0 | 0-1 | 3 | 2 | 2 |
| Peterson | 0-0 | 0-0 | 0-0 | 0 | 0 | 0 |
| Totals | 24-53 | 6-12 | 30-39 | 38 | 17 | 84 |

Halftime Score: MSU 39, BU 32.

1990 NIT
Second Round
 New Orleans 65, Mississippi State 60
 March 19, 1990 • New Orleans, LA
 Kiefer UNO Lakefront Arena (9,111)

| MSU | FG | 3FG | FT | RB | A | PT |
|---------------------|--------------|-------------|--------------|-----------|-----------|-----------|
| Carter | 6-7 | 1-1 | 2-2 | 5 | 4 | 15 |
| Burns | 6-14 | 0-0 | 4-5 | 5 | 0 | 16 |
| Merritt | 3-6 | 2-4 | 0-0 | 6 | 1 | 8 |
| Hartsfield .. | 2-10 | 1-4 | 2-2 | 3 | 2 | 7 |
| Watts | 1-5 | 0-3 | 3-4 | 2 | 3 | 5 |
| Smith | 0-3 | 0-0 | 2-2 | 3 | 0 | 2 |
| Woodard | 1-6 | 1-1 | 2-4 | 4 | 1 | 5 |
| Nichols | 1-1 | 0-0 | 0-1 | 4 | 0 | 2 |
| Totals | 20-52 | 5-13 | 15-20 | 34 | 11 | 60 |

| UNO | FG | 3FG | FT | RB | A | PT |
|---------------------|--------------|------------|--------------|-----------|-----------|-----------|
| Collins | 6-8 | 0-0 | 5-5 | 3 | 0 | 17 |
| Harris | 6-11 | 0-0 | 10-13 | 6 | 1 | 22 |
| Johnson | 0-2 | 0-0 | 0-0 | 7 | 2 | 0 |
| Clarke | 2-4 | 2-3 | 0-0 | 0 | 8 | 6 |
| Richardson .. | 4-7 | 0-0 | 2-3 | 6 | 2 | 10 |
| Bennett | 1-5 | 0-1 | 3-4 | 0 | 0 | 5 |
| Laiche | 0-0 | 0-0 | 0-0 | 1 | 0 | 0 |
| Dyer | 2-5 | 0-1 | 0-0 | 1 | 1 | 4 |
| Moore | 0-1 | 0-0 | 1-2 | 1 | 0 | 1 |
| Hill | 0-0 | 0-0 | 0-0 | 0 | 0 | 0 |
| Totals | 21-43 | 2-5 | 21-27 | 28 | 14 | 65 |

Halftime Score: UNO 38, MSU 35.



MSU POSTSEASON BOX SCORES

1979 NIT
FIRST ROUND
 Alcorn State 80, Mississippi State 78
 March 8, 1979 • Starkville, MS
 Humphrey Coliseum (9,745)

| Alcorn State | FG | FT | RB | A | PT |
|---------------------|--------------|------------|-----------|-----------|-----------|
| L. Smith | 6-8 | 7-8 | 8 | 3 | 19 |
| Monroe | 8-14 | 0-0 | 9 | 1 | 16 |
| C. Jenkins | 3-5 | 0-0 | 3 | 3 | 6 |
| Horton | 4-13 | 0-0 | 1 | 3 | 8 |
| R. Smith | 3-13 | 0-0 | 4 | 0 | 6 |
| J. Jenkins | 5-11 | 1-1 | 1 | 1 | 11 |
| Bell | 1-2 | 0-0 | 2 | 2 | 2 |
| Wyatt | 4-4 | 0-0 | 1 | 0 | 8 |
| Baker | 2-4 | 0-0 | 0 | 0 | 4 |
| Totals | 36-74 | 8-9 | 30 | 13 | 80 |

Halftime Score: MSU 37, ASU 31.

1963 NCAA Tournament
Consolation Game
 Mississippi State 65, Bowling Green 60
 March 16, 1963 • East Lansing, MI
 Jenison Field House (12,143)

| MSU | FG | FT | RB | PT |
|---------------------|--------------|--------------|-----------|-----------|
| Mitchell | 5-14 | 13-16 | 8 | 23 |
| Brinker | 2-6 | 3-3 | 10 | 7 |
| Shows | 2-5 | 1-3 | 7 | 5 |
| Hutton | 5-11 | 4-7 | 3 | 14 |
| Stroud | 5-13 | 3-3 | 2 | 13 |
| Williams | 0-5 | 1-2 | 6 | 1 |
| Posey | 0-1 | 0-0 | 2 | 0 |
| Nichols | 1-1 | 0-1 | 4 | 2 |
| Totals | 20-56 | 25-35 | 51 | 65 |

| BG | FG | FT | RB | PT |
|---------------------|--------------|--------------|-----------|-----------|
| Junior | 3-12 | 3-3 | 5 | 9 |
| Chatman | 0-2 | 0-1 | 6 | 0 |
| Thurmond | 6-22 | 7-10 | 31 | 19 |
| Haley | 1-1 | 0-0 | 1 | 2 |
| Komives | 7-26 | 6-7 | 2 | 20 |
| Reynolds | 0-3 | 0-0 | 0 | 0 |
| Gilbert | 1-3 | 2-3 | 2 | 4 |
| Chapman | 0-3 | 0-0 | 3 | 0 |
| Pepin | 2-3 | 0-0 | 1 | 4 |
| Baker | 1-5 | 0-0 | 1 | 2 |
| Totals | 21-80 | 18-24 | 60 | 60 |

Halftime Score: MSU 34, BGSU 26.

1963 NCAA TOURNAMENT
FIRST ROUND
 Loyola (Chicago) 61, Mississippi State 51
 March 15, 1963 • East Lansing, MI
 Jenison Field House (12,143)

| MSU | FG | FT | RB | PT |
|---------------------|--------------|--------------|-----------|-----------|
| Mitchell | 6-10 | 2-5 | 11 | 14 |
| Gold | 3-9 | 5-7 | 3 | 11 |
| Brinker | 3-6 | 3-5 | 7 | 9 |
| Hutton | 5-9 | 0-2 | 1 | 10 |
| Stroud | 3-15 | 1-1 | 3 | 7 |
| Nichols | 0-0 | 0-0 | 0 | 0 |
| Totals | 20-49 | 11-20 | 35 | 51 |

| Loyola | FG | FT | RB | PT |
|---------------------|--------------|--------------|-----------|-----------|
| Harkness | 7-11 | 6-7 | 9 | 20 |
| Rouse | 8-24 | 0-0 | 19 | 16 |
| Hunter | 3-13 | 6-7 | 10 | 12 |
| Egan | 1-9 | 0-1 | 1 | 2 |
| Miller | 5-9 | 1-1 | 4 | 11 |
| Wood | 0-0 | 0-0 | 1 | 0 |
| Totals | 24-66 | 13-16 | 48 | 61 |

Halftime Score: LU 26, MSU 19.

MSU SEC TOURNAMENT RECORDS



| SEC TOURNAMENT HISTORY (29-51; 24-32 SINCE RENEWAL) | | | | Year | Site | Opponent (Round) | Result |
|--|-------------|--------------------|----------|------|-------------|----------------------|----------|
| 1933 | Atlanta | Alabama (2nd) | W, 30-25 | 1996 | New Orleans | Auburn (2nd) | W, 69-58 |
| 1933 | | Vanderbilt (Semis) | W, 48-36 | 1996 | | Georgia (Semis) | W, 86-68 |
| 1933 | | Kentucky (Finals) | L, 46-27 | 1996 | | Kentucky (Finals) | W, 84-73 |
| 1934 | Atlanta | Alabama (2nd) | L, 37-25 | 1997 | Memphis | Vanderbilt-OT (1st) | L, 73-67 |
| 1936 | Knoxville | Kentucky (2nd) | L, 41-39 | 1998 | Atlanta | Georgia (1st) | L, 79-76 |
| 1937 | Knoxville | Georgia Tech (1st) | L, 43-30 | 1999 | Atlanta | Vanderbilt (1st) | W, 76-58 |
| 1938 | Baton Rouge | Tennessee (1st) | L, 41-34 | 1999 | | Tennessee (2nd) | W, 62-56 |
| 1939 | Knoxville | Vanderbilt (1st) | L, 73-40 | 1999 | | Arkansas-OT (Semis) | L, 84-79 |
| 1940 | Knoxville | Vanderbilt (1st) | L, 46-36 | 2000 | Atlanta | Vanderbilt (1st) | L, 76-53 |
| 1941 | Louisville | Tennessee (1st) | L, 35-29 | 2001 | Nashville | South Carolina (1st) | L, 69-62 |
| 1942 | Louisville | Tennessee (2nd) | L, 50-40 | 2002 | Atlanta | Florida (2nd) | W, 62-52 |
| 1943 | Louisville | Georgia Tech (2nd) | W, 48-41 | 2002 | | LSU (Semis) | W, 57-51 |
| 1943 | | Kentucky (Semis) | L, 52-43 | 2002 | | Alabama (Finals) | W, 61-58 |
| 1945 | Louisville | Georgia Tech (2nd) | L, 60-33 | 2003 | New Orleans | Ole Miss (2nd) | W, 73-64 |
| 1946 | Louisville | Georgia (2nd) | L, 45-44 | 2003 | | LSU (Semis) | W, 76-61 |
| 1947 | Louisville | Georgia Tech (1st) | L, 65-52 | 2003 | | Kentucky (Finals) | L, 64-57 |
| 1948 | Louisville | Tennessee (1st) | L, 73-52 | 2004 | Atlanta | Vanderbilt-OT (2nd) | L, 74-70 |
| 1949 | Louisville | Tennessee (1st) | L, 73-46 | 2005 | Atlanta | Georgia (1st) | W, 76-65 |
| 1950 | Louisville | Tulane (1st) | W, 56-47 | 2005 | | Florida (2nd) | L, 80-64 |
| 1950 | | Kentucky (2nd) | L, 56-46 | 2006 | Nashville | South Carolina (1st) | L, 59-44 |
| 1951 | Louisville | Kentucky (1st) | L, 92-70 | 2007 | Atlanta | Kentucky-OT (2nd) | W, 84-82 |
| 1952 | Louisville | LSU (1st) | L, 77-44 | | | Arkansas (Semis) | L, 81-72 |
| 1979 | Birmingham | Georgia (1st) | L, 75-72 | 2008 | Atlanta | Alabama-OT (1st) | W, 69-67 |
| 1980 | Birmingham | Alabama (2nd) | L, 76-75 | 2008 | | Georgia (Semis) | L, 64-60 |
| 1981 | Birmingham | Vanderbilt (1st) | L, 71-58 | 2009 | Tampa | Georgia (1st) | W, 79-60 |
| 1982 | Lexington | Auburn-OT (1st) | L, 38-36 | | | South Carolina (2nd) | W, 82-68 |
| 1983 | Birmingham | Vanderbilt (2nd) | W, 76-61 | | | LSU (Semis) | W, 67-57 |
| 1983 | | Alabama (Semis) | L, 51-50 | 2010 | Nashville | Tennessee (Finals) | W, 64-61 |
| 1984 | Nashville | Georgia (1st) | L, 52-49 | | | Florida (2nd) | W, 75-69 |
| 1985 | Birmingham | Alabama (2nd) | L, 42-31 | | | Vanderbilt (Semis) | W, 62-52 |
| 1986 | Lexington | Vanderbilt (1st) | W, 62-54 | 2011 | Atlanta | Kentucky-OT (Finals) | L, 75-74 |
| 1986 | | Auburn (2nd) | W, 65-63 | 2012 | New Orleans | Vanderbilt (2nd) | L, 87-81 |
| 1986 | | Alabama (Semis) | L, 77-65 | 2013 | Nashville | Georgia (1st) | L, 71-61 |
| 1987 | Atlanta | LSU (1st) | L, 68-54 | 2013 | | South Carolina (1st) | W, 70-59 |
| 1988 | Baton Rouge | Georgia (1st) | L, 64-43 | 2014 | Atlanta | Tennessee (2nd) | L, 69-53 |
| 1989 | Knoxville | Georgia (1st) | L, 83-68 | | | Vanderbilt (1st) | W, 82-68 |
| 1990 | Orlando | Alabama (2nd) | L, 59-44 | 2015 | Nashville | Ole Miss (2nd) | L, 78-66 |
| 1991 | Nashville | Tennessee (2nd) | L, 87-70 | | | Auburn (1st) | L, 74-68 |
| 1992 | Birmingham | Vanderbilt (1st) | L, 77-55 | | | | |
| 1993 | Lexington | Georgia (1st) | L, 87-56 | | | | |
| 1994 | Memphis | Tennessee (1st) | W, 73-69 | | | | |
| 1994 | | Kentucky (2nd) | L, 95-76 | | | | |
| 1995 | Atlanta | Florida (2nd) | L, 80-64 | | | | |

INDIVIDUAL SUPERLATIVES

Most Points Scored:

- 30, Jeff Malone vs. Vanderbilt (3-11-83)
- 28, Dontae' Jones vs. Kentucky (3-10-96)
- 27, Detrick White vs. Arkansas (3-6-99)
- 27, Terry Lewis vs. Vanderbilt (3-11-83)

Most Field Goals Made:

- 12, Dontae' Jones vs. Kentucky (3-10-96)
- 12, Jeff Malone vs. Vanderbilt (3-11-83)
- 11, Terry Lewis vs. Vanderbilt (3-11-83)

Most Field Goals Attempted:

- 23, Jeff Malone vs. Alabama (3-12-83)
- 21, Jeff Malone vs. Vanderbilt (3-4-81)
- 20, Jeff Malone vs. Vanderbilt (3-11-83)

Most 3-Point Field Goals Made:

- 6, Timmy Bowers vs. LSU (3-15-03)
- 5, Marcus Grant vs. Kentucky (3-11-94)
- 4 Seven players [last: Fred Thomas vs. Vanderbilt (3-12-14)]

Most 3-Point Field Goals Attempted:

- 11, Bart Hycbe vs. Vanderbilt (3-6-97)
- 10, Bart Hycbe vs. Georgia (3-5-98)
- 10, Marcus Grant vs. Kentucky (3-11-94)

Most Free Throws Made:

- 12, Darryl Wilson vs. Tennessee (3-10-94)
- 10, Timmy Bowers vs. Ole Miss (3-14-03)

Most Free Throws Attempted:

- 17, Darryl Wilson vs. Tennessee (3-10-94)
- 11, Cameron Burns vs. Tennessee (3-8-91)
- 11, Jamont Gordon vs. Alabama (3-14-08)

Most Rebounds:

- 15, Tyrone Washington vs. Arkansas (3-6-99)
- 14, Rickey Brown vs. Alabama (2-28-90)
- 12, Tyrone Washington vs. Vanderbilt (3-4-99)
- 12, Tyrone Washington vs. Vanderbilt (3-6-97)

Most Assists:

- 11, Derrick Zimmerman vs. LSU (3-15-03)
- 11, Dee Bost vs. Vanderbilt (3-11-11)
- 10, Tracy Taylor vs. Vanderbilt (3-5-86)
- 9, Marcus Bullard vs. Kentucky (3-10-96)
- 8, Detrick White vs. Vanderbilt (3-4-99)
- 8, Marcus Bullard vs. Auburn (3-8-96)
- 8, Tracy Taylor vs. Auburn (3-6-86)

Most Turnovers:

- 8, Jamont Gordon vs. South Carolina (3-9-06)
- 7, Five players [last: Craig Sword vs. Ole Miss (3-13-14)]



MSU SEC TOURNAMENT RECORDS

Most Blocked Shots:

- 8, Kalpatrick Wells vs. Vanderbilt (3-11-83)
- 5, Dontae' Jones vs. Georgia (3-9-96)
- 4, Tyrone Washington vs. Vanderbilt (3-6-97)
- 4, Erick Dampier vs. Kentucky (3-10-96)
- 4, Erick Dampier vs. Georgia (3-9-96)
- 4, Kalpatrick Wells vs. Alabama (3-12-83)

Most Steals:

- 5, Fred Thomas vs. South Carolina (3-13-13)
- 5, Derrick Zimmerman vs. LSU (3-9-02)
- 5, Tony Watts vs. Tennessee (3-8-91)
- 5, Barry Stewart vs. Alabama (3-14-08)
- 4, Craig Sword vs. Tennessee (3-14-13)
- 4, Ontario Harper vs. Florida (3-11-05)
- 4, David Domingue vs. Tennessee (3-10-94)
- 4, Chuck Evans vs. Georgia (3-11-93)
- 4, Terry Lewis vs. Vanderbilt (3-4-81)
- 4, Terry Lewis vs. Alabama (2-28-80)

TEAM SUPERLATIVES

Most Points Scored:

- 86 vs. Georgia (3-9-96)
- 84 vs. Kentucky (3-9-07)
- 84 vs. Kentucky (3-10-96)

Most Field Goals Made:

- 34 vs. Alabama (2-28-80)
- 34 vs. Georgia (2-28-79)

Most Field Goals Attempted:

- 72 vs. Arkansas (3-6-99)
- 72 vs. Tennessee (3-8-91)
- 69 vs. Vanderbilt (3-4-99)
- 69 vs. Vanderbilt (3-12-92)
- 69 vs. Alabama (2-28-80)

Best Field Goal Percentage:

- .636 [28-44] vs. Vanderbilt (3-11-83)
- .604 [32-53] vs. Georgia (3-9-96)
- .593 [32-54] vs. Vanderbilt (3-12-14)
- .590 [23-39] vs. Ole Miss (3-14-03)

Most 3-Point Field Goals Made:

- 10 vs. LSU (3-15-03)
- 9 vs. Florida (3-11-05)
- 9 vs. Vanderbilt (3-12-04)
- 9 vs. Kentucky (3-10-96)
- 9 vs. Vanderbilt (3-11-11)

Most 3-Point Field Goals Attempted:

- 29 vs. Tennessee (3-8-91)
- 28 vs. Vanderbilt (3-9-00)
- 25 vs. Arkansas (3-10-07)
- 25 vs. Florida (3-11-05)
- 25 vs. Vanderbilt (3-12-04)

Best 3-Point Field Goal Percentage:

- 1.000 [3-3] vs. LSU (3-5-87)
- .600 [9-15] vs. Kentucky (3-10-96)

Most Free Throws Made:

- 29 vs. Tennessee (3-10-94)
- 23 vs. Mississippi (3-14-03)

Most Free Throws Attempted:

- 51 vs. Tennessee (3-10-94)
- 33 vs. Ole Miss (3-14-03)

Best Free Throw Percentage (10 min.):

- .867 [13-15] vs. Alabama (3-7-86)
- .842 [16-19] vs. Georgia (3-9-96)

Most Rebounds:

- 53 vs. Arkansas (3-6-99)
- 51 vs. Vanderbilt (3-4-99)
- 48 vs. Tennessee (3-5-99)

Most Assists:

- 22 vs. Georgia (3-9-96)
- 21 vs. Vanderbilt (3-12-13)
- 20 vs. Kentucky (3-10-96)
- 20 vs. Auburn (3-6-86)

Most Turnovers:

- 25 vs. Georgia (3-9-96)
- 23 vs. Vanderbilt (3-6-97)

Most Blocked Shots:

- 11 vs. Vanderbilt (3-11-83)
- 10 vs. Georgia (3-9-96)

Most Steals:

- 12 vs. South Carolina (3-13-13)
- 12 vs. Tennessee (3-8-91)
- 11 vs. Tennessee (3-14-13)
- 11 vs. Kentucky (3-16-03)
- 11 vs. Tennessee (3-10-94)
- 11 vs. Georgia (3-11-93)

Note: The Mississippi State individual and team superlatives listed are from performances since the SEC Tournament was renewed in 1979.



Against South Carolina in the 2013 SEC Tournament, Fred Thomas tied MSU's SEC Tournament record with five steals.



Craig Sword totaled a game-high 20 points against Vanderbilt in the 2014 SEC Tournament to go along with his 6 assists and 3 steals.

MSU IN-SEASON TOURNAMENT HISTORY



1955-56
Carrousel Classic
 (Charlotte, NC)
 D. 19 Wake Forest..... 68-95 L
 D. 20 Davidson..... 89-82 W
 D. 21 Florida State (OT).... 79-71 W

1956-57
Evansville Holiday
 (Evansville, IN)
 D. 28 Denver..... 69-65 W

1957-58
Birmingham Classic
 (Birmingham, AL)
 D. 13 Miami (FL)..... 66-63 W
 D. 14 Auburn..... 52-37 W
All-Tourney: Bailey Howell (MVP), Jerry Keeton

MSU Holiday Tournament
 (Starkville, MS)
 D. 27 Ole Miss..... 66-53 W
 D. 28 Morehead State..... 46-41 W

1958-59
Sugar Bowl Tournament
 (New Orleans, LA)
 D. 29 Maryland..... 56-45 W
 D. 30 Memphis State..... 73-55 W
All-Tourney: Bailey Howell (MVP), Jerry Keeton

1959-60
Murray State Invitational
 (Murray, KY)
 D. 18 Baylor (OT)..... 70-61 W
 D. 19 Memphis State..... 62-79 L

Sugar Bowl Tournament
 (New Orleans, LA)
 D. 29 Western Kentucky... 50-61 L
 D. 30 Virginia Tech..... 61-82 L

1961-62
Sugar Bowl Tournament
 (New Orleans, LA)
 D. 29 Maryland..... 64-62 W
 D. 30 LSU..... 73-51 W
All-Tourney: Red Stroud (MVP), Leland Mitchell

1962-63
Sugar Bowl Tournament
 (New Orleans, LA)
 D. 28 Houston (OT)..... 76-79 L
 D. 29 Xavier, OH..... 75-66 W
All-Tourney: Leland Mitchell, Red Stroud

1963-64
Bluebonnet Tournament
 (Houston, TX)
 D. 19 Houston..... 61-69 L
 D. 20 Texas A&M..... 54-58 L
All-Tourney: Stan Brinker

All-American Tournament
 (Owensboro, KY)
 D. 27 Virginia..... 68-81 L
 D. 28 George Washington 89-81 W

1964-65
Virginia Tech Invitational
 (Blacksburg, VA)
 D. 18 North Carolina..... 80-84 L
 D. 19 Virginia Tech..... 75-104 L

Magnolia Invitational
 (Jackson, MS)
 D. 29 Mississippi College... 57-72 L
 D. 30 Delta State..... 82-63 W

1965-66
Charlotte Invitational
 (Charlotte, NC)
 D. 28 Princeton..... 67-69 L
 D. 29 Davidson..... 60-72 L

1966-67
USM Invitational
 (Hattiesburg, MS)
 D. 7 Texas A&M..... 62-49 W
 D. 8 Southern Miss..... 72-63 W
All-Tourney: Gary Washington, David Williams

1967-68
Bluebonnet Classic (Houston, TX)
 D. 13 Montana State..... 73-81 L
 D. 14 George Washington 70-55 W
All-Tourney: Jim Martin

Gator Bowl Tournament
 (Jacksonville, FL)
 D. 27 Washington..... 80-82 L
 D. 28 Florida..... 66-65 W

1968-69
Bayou Classic (Lafayette, LA)
 D. 20 SW Louisiana..... 70-81 L
 D. 21 Hawaii..... 69-74 L
All-Tourney: Manuel Washington

Motor City Classic (Detroit, MI)
 D. 27 Detroit..... 62-86 L
 D. 28 Miami, OH..... 56-76 L

1969-70
Liberty Bowl Classic
 (Memphis, TN)
 D. 10 Memphis State..... 74-83 L
 D. 11 Arkansas (OT)..... 76-74 W
All-Tourney: Jack Bouldin

1970-71
Poinsettia Classic (Greenville, SC)
 D. 28 Furman..... 84-74 W
 D. 29 Arizona..... 75-77 L
All-Tourney: Jack Bouldin (MVP)

1971-72
Alabama Classic (Tuscaloosa, AL)
 D. 9 Southern Miss..... 77-73 W
 D. 10 South Florida..... 90-77 W

Marshall Invitational
 (Huntington, WV)
 D. 17 Marshall..... 69-95 L
 D. 18 Rhode Island..... 86-72 W

1972-73
Pacemaker Classic (Monroe, LA)
 D. 28 North Texas State... 66-65 W
 D. 29 East Carolina..... 69-64 W
All-Tourney: Terry Kusnierz (MVP), Jerry Jenkins

Senior Bowl Tournament
 (Mobile, AL)
 J. 2 Michigan State..... 82-90 L
 J. 3 Hawaii..... 97-85 W
All-Tourney: Rich Knarr

1974-75
Show Me Classic (Columbia, MO)
 D. 6 Connecticut..... 89-87 W
 D. 7 Missouri..... 78-102 L
All-Tourney: Jerry Jenkins

Indiana Hall Of Fame Classic
 (Terre Haute, IN)
 D. 27 Southern Illinois..... 81-75 W
 D. 28 Indiana State..... 72-82 L
All-Tourney: Larry Fry, Jerry Jenkins, Rich Knarr

1975-76
Dayton Invitational (Dayton, OH)
 D. 19 Dayton..... 56-54 W
 D. 20 Long Beach State... 70-57 W
All-Tourney: Gary Hooker (MVP), Ray White

1976-77
Old Dominion Classic
 (Norfolk, VA)
 D. 28 Wake Forest..... 88-83 W
 D. 29 Old Dominion..... 78-82 L
All-Tourney: Rickey Brown, Gary Hooker

1977-78
Lobo Invitational
 (Albuquerque, NM)
 D. 29 Syracuse..... 66-76 L
 D. 30 Vermont..... 79-50 W
All-Tourney: Rickey Brown

1978-79
Louisville Holiday Classic
 (Louisville, KY)
 D. 28 Oral Roberts..... 91-69 W
 D. 29 Louisville..... 80-73 W
All-Tourney: Ray White (MVP), Greg Grim

1979-80
Babe McCarthy Tournament
 (Biloxi, MS)
 N. 30 Cincinnati..... 87-72 W
 D. 1 Alcorn State..... 83-80 W
All-Tourney: Rickey Brown (MVP), Greg Grim

Dayton Invitational (Dayton, OH)
 D. 21 Iowa..... 62-81 L
 D. 22 Pacific..... 65-63 W
All-Tourney: Greg Grim

Senior Bowl Tournament
 (Mobile, AL)
 D. 27 Alcorn State..... 75-82 L
 D. 28 Rider..... 72-64 W
All-Tourney: Rickey Brown

1980-81
Sun Met Classic (Fresno, CA)
 D. 19 SW Louisiana..... 75-71 W
 D. 20 Fresno State..... 45-58 L
All-Tourney: Jeff Malone

Holiday Classic (Las Vegas, NV)
 D. 29 Portland..... 46-45 W
 D. 30 Nevada-Las Vegas... 67-75 L
All-Tourney: Michael Green

1981-82
Kettle Classic (Houston, TX)
 D. 18 Houston..... 49-96 L
 D. 19 Clemson..... 32-59 L



MSU IN-SEASON TOURNAMENT HISTORY

1982-83

Krystal Classic (Chattanooga, TN)
 D. 17 UAB 67-47 W
 D. 18 UT-Chattanooga..... 54-62 L
All-Tourney: Jeff Malone

Sugar Bowl Tournament (New Orleans, LA)

D. 28 Tulane 51-47 W
 D. 29 SW Louisiana 65-56 W
All-Tourney: Jeff Malone (MVP), Terry Lewis, Kalpatrick Wells

1983-84

Winston Tire Classic (Los Angeles, CA)

D. 29 Memphis State 42-43 L
 D. 30 Southern California.. 57-55 W
All-Tourney: Kelvin Hildreth

1984-85

Sun Bowl Classic (El Paso, TX)

D. 28 Purdue..... 46-77 L
 D. 29 Wake Forest 65-67 L
All-Tourney: Chauncey Robinson

1985-86

Hoosier Classic (Indianapolis, IN)

D. 27 San Jose State..... 75-68 W
 D. 28 Indiana..... 43-74 L
All-Tourney: Chauncey Robinson

1986-87

Far West Classic (Portland, OR)

D. 26 San Jose State 57-62 L
 D. 28 SW Louisiana 56-62 L
 D. 29 Idaho (OT)..... 67-70 L

1987-88

Rainbow Classic (Honolulu, HI)

D. 27 Hawaii..... 68-55 W
 D. 29 Arizona State 69-70 L
 D. 30 Louisville..... 62-86 L

1988-89

USF&G Sugar Bowl Classic (New Orleans, LA)

D. 28 DePaul..... 60-62 L
 D. 29 Virginia 86-84 W
All-Tourney: Cameron Burns

1989-90

Century Cellnet Classic (Shreveport, LA)

N. 24 Northeast Louisiana 75-68 W
 N. 25 Centenary 96-80 W
All-Tourney: Cameron Burns (MVP), Robert Woodard

Connecticut Mutual Classic (Hartford, CT)

D. 29 Delaware 66-65 W
 D. 30 Connecticut 68-84 L
All-Tourney: Cameron Burns

1990-91

Palm Beach Classic (West Palm Beach, FL)

D. 27 Ohio State 80-82 L
 D. 28 Miami (FL) 67-74 L
All-Tourney: Cameron Burns

1991-92

Louisiana Classic Tip-Off (Lafayette, LA)

N. 29 Prairie View A&M..... 97-52 W
 N. 30 SW Louisiana (OT).. 86-77 W
All-Tourney: Eric Stevens, Tony Watts



Mississippi State won the 2009 Wooden Classic in Anaheim, Calif., after defeating UCLA, 72-54.

1992-93

Amana-Hawkeye Classic (Iowa City, IA)

D. 4 Long Island..... 61-52 W
 D. 5 Iowa..... 54-69 L
All-Tourney: Johnny Walker, Orien Watson

San Juan Shootout (San Juan, PR)

D. 20 Florida International 58-51 W
 D. 21 Southern Illinois..... 64-76 L
 D. 22 Eastern Michigan..... 74-58 W
All-Tourney: Orien Watson

1993-94

ASU-Tribune Classic (Tempe, AZ)

D. 28 Villanova..... 82-90 L
 D. 29 Northern Arizona..... 85-64 W

1994-95

Missoulian/Coca-Cola Classic XV (Missoula, MT)

D. 2 Colgate..... 80-76 W
 D. 3 Montana (2OT)..... 90-85 W
All-Tourney: Erick Dampier (MVP), Marcus Bullard

Wyoming Cowboy Shootout (Casper, WY)

D. 27 St. Joseph's 76-66 W
 D. 28 Wyoming..... 61-57 W
All-Tourney: Erick Dampier

1995-96

Far West Classic (Portland, OR)

D. 29 Oregon State..... 76-62 W
 D. 30 Nebraska..... 69-66 W
All-Tourney: Erick Dampier (MVP), Dontae' Jones, Darryl Wilson

1996-97

Franklin National Bank Classic (Landover, MD)

D. 8 George Washington 36-57 L
 D. 9 California 45-78 L

Puerto Rico Holiday Classic (San Juan, PR)

D. 30 Bowling Green State 59-75 L
 D. 31 Fresno State..... 62-60 W
 J. 1 Old Dominion (OT).. 71-72 L
All-Tourney: Horatio Webster

MSU IN-SEASON TOURNAMENT HISTORY



1997-98
Top Of The World Classic
(Fairbanks, AK)
 N. 21 Alaska F'banks (2OT) 66-64 W
 N. 22 Gonzaga 68-70 L
 N. 23 SW Missouri State... 79-68 W
All-Tourney: Horatio Webster, Detrick White

Sierra Providence Sun Classic
(El Paso, TX)
 D. 27 St. Joseph's 58-65 L
 D. 28 Penn State 58-57 W
All-Tourney: Detrick White

1998-99
Golden Bear Classic
(Oakland, CA)
 D. 21 SW Louisiana 58-60 L
 D. 22 Eastern Kentucky 75-62 W

Outrigger Hotels Rainbow Classic
(Honolulu, HI)
 D. 28 Texas 77-81 L
 D. 29 Florida State 58-69 L
 D. 30 SW Louisiana 62-58 W

1999-2000
USBWA Hoop & Quill Classic
(St. Charles, MO)
 N. 26 Valparaiso 59-68 L
 N. 27 Rutgers 69-74 L
 N. 28 Northwestern 70-65 W

Holiday Stores/Touch America
Classic
(Bozeman, MT)
 D. 29 Idaho 86-81 W
 D. 30 Montana State 70-74 L
All-Tourney: Tang Hamilton, Todd Myles

2000-01
TIVO Preseason NIT
 N. 13 at California (OT)..... 76-83 L

Bank One Fiesta Bowl Classic
(Tucson, AZ)
 D. 28 Louisiana-Lafayette. 90-80 W
 D. 30 Arizona 75-74 W
All-Tourney: Antonio Jackson (MVP), Marckell Patterson

2001-02
Las Vegas Classic (Las Vegas, NV)
 D. 15 UL Monroe 104-67 W
 D. 20 Richmond 74-72 W
 D. 21 Cincinnati 56-90 L
 D. 22 Illinois-Chicago 77-74 W
All-Tourney: Mario Austin

2004-05
Coaches vs. Cancer Classic
(New York, NY)
 N. 11 Fairfield 53-49 W
 N. 12 at B'ham-Southern... 55-48 W
 N. 18 Syracuse 58-71 L
 N. 19 Saint Mary's 67-54 W
All-Tourney: Lawrence Roberts
All-Birmingham Regional: Winsome Frazier (MVP)

2005-06
San Juan Shootout
(Guaynabo, PR)
 D. 19 Liberty 78-67 W
 D. 20 Akron 72-83 L
 D. 21 Holy Cross 76-75 W
All-Tourney: Jamall Edmondson, Jamont Gordon

2007-08
Anaheim Classic (Anaheim, CA)
 N. 22 UC Irvine 68-53 W
 N. 23 Southern Illinois 49-63 L
 N. 25 Miami (OH) 60-67 L
All-Tourney: Jamont Gordon

2008-09
Legends Classic (Newark, NJ)
 N. 28 Washington State 52-63 L
 N. 29 Texas Tech 73-77 L

2009-10
South Padre Invitational
(South Padre, TX)
 N. 27 Richmond 63-62 L
 N. 28 Old Dominion 69-55 W

Wooden Classic
(Anaheim, Calif.)
 D. 12 UCLA 72-54 W

2010-11
Diamondhead Classic
(Honolulu, HI)
 D. 22 Washington State 83-57 L
 D. 23 San Diego 69-52 W
 D. 25 Hawaii 68-57 L

2011-12
2K Sports Classic
(New York City, NY)
 N. 17 Texas A&M 69-60 W
 N. 18 Arizona 67-57 W

2012-13
Maui Invitational
(Maui, HI)
 N. 19 North Carolina 95-49 L
 N. 20 Marquette 89-62 L
 N. 21 Texas 69-55 L

2013-14
Las Vegas Classic
(Las Vegas)
 D. 22 South Florida 71-66 W
 D. 23 UNLV 82-66 L

2014-15
Corpus Christi Challenge
(Corpus Christi, Texas)
 N. 28 St. Louis 75-50 W
 N. 29 TCU 61-52 L
All-Tourney: Gavin Ware, Fred Thomas

MSU'S Tournament Titles (18)

- 2011 2K Sports Classic
- 2009 Wooden Classic
- 2000 Bank One Fiesta Bowl Classic
- 1995 Ford Far West Classic
- 1994 Wyoming Shootout
- 1994 Missoulian Classic XV
- 1991 Louisiana Classic Tip-Off
- 1989 Century Cellunet Classic
- 1982 Sugar Bowl Classic
- 1979 Babe McCarthy Tournament
- 1978 Louisville Holiday Classic
- 1975 Dayton Invitational
- 1972 Pacemaker Classic
- 1971 Alabama Classic
- 1966 USM Invitational
- 1961 Sugar Bowl Tournament
- 1958 Sugar Bowl Tournament
- 1957 MSU Holiday Tournament
- 1957 Birmingham Classic

All-Time Tourney Record: 89-78



Mississippi State won the 2011 2K Sports Classic at Madison Square Garden with wins against Arizona and Texas A&M.



MSU YEARLY RECORDS

MISSISSIPPI STATE IN THE 1910S: 64-25 (.719)

| Season | Overall | | | SEC | | | Coach |
|---------|---------|---|-------|-----|---|-----|---------------|
| | W | L | Pct | W | L | Pct | |
| 1908-09 | 5 | 5 | .500 | | | | T.H. Werner |
| 1910-11 | 2 | 4 | .333 | | | | W.D. Chadwick |
| 1911-12 | 9 | 0 | 1.000 | | | | E.C. Hayes |
| 1912-13 | 11 | 1 | .917 | | | | E.C. Hayes |
| 1913-14 | 13 | 2 | .867 | | | | E.C. Hayes |
| 1914-15 | 8 | 6 | .571 | | | | E.C. Hayes |
| 1915-16 | 11 | 5 | .688 | | | | E.C. Hayes |
| 1916-17 | 6 | 4 | .600 | | | | E.C. Hayes |
| 1918-19 | 4 | 3 | .571 | | | | E.C. Hayes |

MISSISSIPPI STATE IN THE 1920S: 128-79 (.618)

| | | | | | | | |
|---------|----|----|------|--|--|--|----------------|
| 1919-20 | 12 | 5 | .706 | | | | E.C. Hayes |
| 1920-21 | 10 | 6 | .625 | | | | E.C. Hayes |
| 1921-22 | 12 | 10 | .545 | | | | E.C. Hayes |
| 1922-23 | 15 | 4 | .789 | | | | E.C. Hayes |
| 1923-24 | 13 | 8 | .619 | | | | E.C. Hayes |
| 1924-25 | 14 | 9 | .609 | | | | K.P. Gatchell |
| 1925-26 | 14 | 8 | .636 | | | | Bernie Bierman |
| 1926-27 | 17 | 7 | .708 | | | | Bernie Bierman |
| 1927-28 | 13 | 7 | .650 | | | | Ray G. Dauber |
| 1928-29 | 8 | 15 | .348 | | | | Ray G. Dauber |

MISSISSIPPI STATE IN THE 1930S: 79-87 (.476); 39-53 (.424) SEC

| | | | | | | | |
|---------|----|----|------|---|----|------|-----------------------|
| 1929-30 | 5 | 8 | .385 | | | | Ray G. Dauber |
| 1931-32 | 5 | 10 | .333 | | | | Ray G. Dauber |
| 1932-33 | 6 | 13 | .316 | 3 | 9 | .250 | 12th Ray G. Dauber |
| 1933-34 | 8 | 11 | .421 | 4 | 8 | .333 | 10th Edwin Hale |
| 1934-35 | 12 | 6 | .667 | 5 | 5 | .500 | 7th Edwin Hale |
| 1935-36 | 11 | 6 | .647 | 9 | 5 | .643 | 4th Frank Carideo |
| 1936-37 | 15 | 9 | .625 | 6 | 7 | .462 | 9th Frank Carideo |
| 1937-38 | 9 | 12 | .429 | 7 | 9 | .438 | 8th Frank Carideo |
| 1938-39 | 8 | 12 | .400 | 5 | 10 | .333 | 10th Frank Carideo |

MISSISSIPPI STATE IN THE 1940S: 78-94 (.453); 50-77 (.394) SEC

| | | | | | | | |
|---------|----|----|------|----|----|------|--------------------------|
| 1939-40 | 9 | 6 | .600 | 4 | 5 | .444 | 9th Stanfield Hitt |
| 1940-41 | 12 | 10 | .545 | 6 | 6 | .500 | 8th Stanfield Hitt |
| 1941-42 | 13 | 7 | .650 | 9 | 6 | .600 | 6th Stanfield Hitt |
| 1942-43 | 14 | 8 | .636 | 13 | 7 | .650 | 4th Stanfield Hitt |
| 1944-45 | 5 | 13 | .278 | 2 | 9 | .182 | T-10th Stanfield Hitt |
| 1945-46 | 5 | 14 | .263 | 3 | 13 | .188 | 12th Stanfield Hitt |
| 1946-47 | 10 | 11 | .476 | 4 | 9 | .308 | T-9th Stanfield Hitt |
| 1947-48 | 6 | 12 | .333 | 6 | 10 | .375 | 9th Paul Gregory |
| 1948-49 | 4 | 13 | .235 | 3 | 12 | .200 | 12th Paul Gregory |

MISSISSIPPI STATE IN THE 1950S: 121-101 (.545); 61-80 (.433) SEC

| | | | | | | | |
|---------|----|----|------|----|----|------|------------------------|
| 1949-50 | 7 | 11 | .389 | 6 | 10 | .375 | 10th Paul Gregory |
| 1950-51 | 3 | 16 | .158 | 2 | 12 | .143 | 12th Paul Gregory |
| 1951-52 | 12 | 11 | .522 | 4 | 10 | .286 | 10th Paul Gregory |
| 1952-53 | 9 | 10 | .474 | 5 | 8 | .385 | T-7th Paul Gregory |
| 1953-54 | 11 | 10 | .524 | 5 | 9 | .357 | T-8th Paul Gregory |
| 1954-55 | 6 | 17 | .261 | 2 | 12 | .143 | 12th Paul Gregory |
| 1955-56 | 12 | 12 | .500 | 6 | 8 | .429 | T-6th Babe McCarthy |
| 1956-57 | 17 | 8 | .680 | 9 | 5 | .643 | T-3rd Babe McCarthy |
| 1957-58 | 20 | 5 | .800 | 9 | 5 | .643 | T-3rd Babe McCarthy |
| 1958-59 | 24 | 1 | .960 | 13 | 1 | .929 | 1st Babe McCarthy |

MISSISSIPPI STATE IN THE 1960S: 141-115 (.551); 80-76 (.513) SEC

| | | | | | | | |
|---------|----|----|------|----|----|------|------------------------|
| 1959-60 | 12 | 13 | .480 | 5 | 9 | .357 | 9th Babe McCarthy |
| 1960-61 | 19 | 6 | .760 | 11 | 3 | .786 | 1st Babe McCarthy |
| 1961-62 | 24 | 1 | .960 | 13 | 1 | .929 | T-1st Babe McCarthy |
| 1962-63 | 22 | 6 | .786 | 12 | 2 | .857 | 1st Babe McCarthy |
| 1963-64 | 9 | 17 | .346 | 4 | 10 | .286 | 11th Babe McCarthy |
| 1964-65 | 10 | 16 | .385 | 6 | 10 | .375 | 8th Babe McCarthy |
| 1965-66 | 14 | 11 | .560 | 10 | 6 | .625 | T-3rd Joe Dan Gold |
| 1966-67 | 14 | 11 | .560 | 8 | 10 | .444 | T-5th Joe Dan Gold |
| 1967-68 | 9 | 17 | .346 | 5 | 13 | .278 | 8th Joe Dan Gold |
| 1968-69 | 8 | 17 | .320 | 6 | 12 | .333 | 9th Joe Dan Gold |

MISSISSIPPI STATE IN THE 1970S: 134-127 (.513); 71-109 (.394) SEC

| | | | | | | | |
|---------|----|----|------|----|----|------|-----------------------|
| 1969-70 | 6 | 18 | .250 | 3 | 15 | .167 | 10th Joe Dan Gold |
| 1970-71 | 15 | 10 | .600 | 9 | 9 | .500 | T-4th Kermit Davis |
| 1971-72 | 13 | 13 | .500 | 6 | 12 | .333 | T-7th Kermit Davis |
| 1972-73 | 11 | 15 | .423 | 4 | 14 | .222 | T-9th Kermit Davis |
| 1973-74 | 16 | 10 | .615 | 8 | 10 | .444 | 7th Kermit Davis |
| 1974-75 | 9 | 17 | .346 | 5 | 13 | .278 | 8th Kermit Davis |
| 1975-76 | 13 | 13 | .500 | 6 | 12 | .333 | 8th Kermit Davis |
| 1976-77 | 14 | 13 | .519 | 6 | 12 | .333 | T-6th Kermit Davis |
| 1977-78 | 18 | 9 | .667 | 13 | 5 | .722 | 2nd Ron Greene |
| 1978-79 | 19 | 9 | .679 | 11 | 7 | .611 | T-3rd Jim Hatfield |

MSU YEARLY RECORDS



MISSISSIPPI STATE IN THE 1980S: 110-171 (.391); 55-125 (.306) SEC

| | | | | | | | | |
|---------|----|----|------|---|----|------|-------|------------------|
| 1979-80 | 13 | 14 | .481 | 7 | 11 | .389 | T-6th | Jim Hatfield |
| 1980-81 | 8 | 19 | .296 | 3 | 15 | .167 | 10th | Jim Hatfield |
| 1981-82 | 8 | 19 | .296 | 4 | 14 | .222 | 9th | Bob Boyd |
| 1982-83 | 17 | 12 | .586 | 9 | 9 | .500 | T-4th | Bob Boyd |
| 1983-84 | 9 | 19 | .321 | 4 | 14 | .222 | 9th | Bob Boyd |
| 1984-85 | 13 | 15 | .464 | 9 | 9 | .500 | T-5th | Bobc Boyd |
| 1985-86 | 8 | 22 | .267 | 3 | 15 | .167 | 10th | Bob Boyd |
| 1986-87 | 7 | 21 | .250 | 3 | 15 | .167 | 10th | Richard Williams |
| 1987-88 | 14 | 15 | .483 | 6 | 12 | .333 | T-8th | Richard Williams |
| 1988-89 | 13 | 15 | .464 | 7 | 11 | .389 | 8th | Richard Williams |

MISSISSIPPI STATE IN THE 1990S: 177-125 (.586); 81-83 (.494) SEC

| | | | | | | | | |
|---------|----|----|------|----|----|------|----------|------------------|
| 1989-90 | 16 | 14 | .533 | 7 | 11 | .389 | T-8th | Richard Williams |
| 1990-91 | 20 | 9 | .690 | 13 | 5 | .722 | T-1st | Richard Williams |
| 1991-92 | 15 | 13 | .536 | 7 | 9 | .438 | (W)4th | Richard Williams |
| 1992-93 | 13 | 16 | .448 | 5 | 11 | .313 | (W)5th | Richard Williams |
| 1993-94 | 18 | 11 | .621 | 9 | 7 | .563 | (W)3rd | Richard Williams |
| 1994-95 | 22 | 8 | .733 | 12 | 4 | .750 | (W)T-1st | Richard Williams |
| 1995-96 | 26 | 8 | .765 | 10 | 6 | .625 | (W)1st | Richard Williams |
| 1996-97 | 12 | 18 | .400 | 6 | 10 | .375 | (W)T-3rd | Richard Williams |
| 1997-98 | 15 | 15 | .500 | 4 | 12 | .250 | (W)5th | Richard Williams |
| 1998-99 | 20 | 13 | .606 | 8 | 8 | .500 | (W)T-3rd | Rick Stansbury |

MISSISSIPPI STATE IN THE 2000S: 211-115 (.647); 88-72 (.550) SEC

| | | | | | | | | |
|---------|----|----|------|----|----|------|----------|----------------|
| 1999-00 | 14 | 16 | .467 | 5 | 11 | .313 | (W)T-5th | Rick Stansbury |
| 2000-01 | 18 | 13 | .581 | 7 | 9 | .438 | (W)T-4th | Rick Stansbury |
| 2001-02 | 27 | 8 | .771 | 10 | 6 | .625 | (W)2nd | Rick Stansbury |
| 2002-03 | 21 | 10 | .677 | 9 | 7 | .563 | (W)1st | Rick Stansbury |
| 2003-04 | 26 | 4 | .867 | 14 | 2 | .875 | 1st | Rick Stansbury |
| 2004-05 | 23 | 11 | .676 | 9 | 7 | .563 | (W)3rd | Rick Stansbury |
| 2005-06 | 15 | 15 | .500 | 5 | 11 | .313 | (W)4th | Rick Stansbury |
| 2006-07 | 21 | 14 | .600 | 8 | 8 | .500 | (W)T-1st | Rick Stansbury |
| 2007-08 | 23 | 11 | .676 | 12 | 4 | .750 | (W)1st | Rick Stansbury |
| 2008-09 | 23 | 13 | .639 | 9 | 7 | .563 | (W)3rd | Rick Stansbury |

MISSISSIPPI STATE IN THE 2010S: 86-79 (.521); 33-51 (.393) SEC

| | | | | | | | | |
|---------|----|----|------|---|----|------|----------|----------------|
| 2009-10 | 24 | 12 | .667 | 9 | 7 | .563 | (W)T-1st | Rick Stansbury |
| 2010-11 | 17 | 14 | .548 | 9 | 7 | .563 | (W)2nd | Rick Stansbury |
| 2011-12 | 21 | 12 | .636 | 8 | 8 | .500 | T6th | Rick Stansbury |
| 2012-13 | 10 | 22 | .312 | 4 | 14 | .222 | T13th | Rick Ray |
| 2013-14 | 14 | 19 | .424 | 3 | 15 | .167 | 14th | Rick Ray |
| 2014-15 | 13 | 19 | .406 | 6 | 12 | .333 | T11th | Rick Ray |

Note: Mississippi State University did not have a basketball team during the 1909-10, 1917-18, 1930-31 and 1943-44 seasons.

MISSISSIPPI STATE'S BASKETBALL HISTORY (1909-2015)

| | |
|-----------------------------------|-------|
| Seasons Overall | 103 |
| Games Played | 2489 |
| Games Won | 1347 |
| Games Lost | 1142 |
| Winning Percentage | .541 |
| SEC Games Played | 1302 |
| SEC Games Won | 564 |
| SEC Games Lost | 738 |
| SEC Winning Percentage | .433 |
| SEC Titles Won | 6 |
| SEC West Titles Won | 7 |
| SEC Tournament Titles Won | 3 |
| NCAA Tournament Appearances | 10 |
| NCAA Tournament Record | 11-10 |
| NIT Appearances | 8 |
| NIT Record | 7-8 |



MSU COACHING HISTORY

| <u>Coach (Alma Mater)</u> | <u>Yrs</u> | <u>Tenure</u> | <u>Overall</u> | | | <u>SEC</u> | | |
|---------------------------------|------------|------------------|----------------|-------------|-------------|------------|------------|-------------|
| | | | <u>W</u> | <u>L</u> | <u>Pct</u> | <u>W</u> | <u>L</u> | <u>Pct</u> |
| T.H. Werner (Chicago) | 1 | 1909 | 5 | 5 | .500 | | | |
| W.D. Chadwick (Marietta) | 1 | 1911 | 2 | 4 | .333 | | | |
| E.C. Hayes (Albion) | 12 | 1912-24 | 124 | 54 | .697 | | | |
| K.P. Gatchell (MSU) | 1 | 1925 | 14 | 9 | .609 | | | |
| Bernie Bierman (Minnesota) | 2 | 1926-27 | 31 | 15 | .674 | | | |
| Ray G. Dauber (Iowa) | 5 | 1928-33 | 37 | 53 | .411 | 3 | 9 | .250 |
| Edwin Hale (Miss. College) | 2 | 1934-35 | 20 | 17 | .541 | 9 | 13 | .409 |
| Frank Carideo (Notre Dame) | 4 | 1936-39 | 43 | 39 | .524 | 27 | 31 | .466 |
| Stanfield Hitt (Miss. College) | 7 | 1940-47 | 68 | 69 | .496 | 41 | 55 | .427 |
| Paul Gregory (MSU) | 8 | 1948-55 | 58 | 100 | .367 | 33 | 83 | .284 |
| Babe McCarthy (MSU) | 10 | 1956-65 | 169 | 85 | .665 | 88 | 54 | .620 |
| Joe Dan Gold (MSU) | 5 | 1966-70 | 51 | 74 | .408 | 32 | 56 | .364 |
| Kermit Davis (MSU) | 7 | 1971-77 | 91 | 91 | .500 | 44 | 82 | .349 |
| Ron Greene (Murray State) | 1 | 1978 | 18 | 9 | .667 | 13 | 5 | .722 |
| Jim Hatfield (East Tenn. State) | 3 | 1979-81 | 40 | 42 | .488 | 21 | 33 | .389 |
| Bob Boyd (Southern Cal) | 5 | 1982-86 | 55 | 87 | .387 | 29 | 61 | .322 |
| Richard Williams (MSU) | 12 | 1987-98 | 191 | 163 | .540 | 89 | 113 | .441 |
| Rick Stansbury (Campbellsville) | 14 | 1999-2012 | 293 | 166 | .638 | 122 | 102 | .545 |
| Rick Ray (Grand View College) | 3 | 2013-2015 | 37 | 60 | .381 | 13 | 41 | .241 |
| 19 Head Coaches | 103 | 1909-2015 | 1347 | 1142 | .541 | 564 | 738 | .433 |

Note: Mississippi State University did not have a basketball team during the 1909-10, 1917-18, 1930-31 and 1943-44 seasons.

OVERALL COACHING WINS

| <u>Coach (Tenure)</u> | <u>Record</u> |
|-------------------------------|---------------|
| 1. Rick Stansbury (1999-2012) | 293-166 |
| 2. Richard Williams (1987-98) | 191-163 |
| 3. Babe McCarthy (1956-65) | 169-85 |
| 4. E.C. Hayes (1912-24) | 124-54 |
| 5. Kermit Davis (1971-77) | 91-91 |
| 6. Stanfield Hitt (1940-47) | 68-69 |
| 7. Paul Gregory (1948-55) | 58-100 |
| 8. Bob Boyd (1982-86) | 55-87 |
| 9. Joe Dan Gold (1966-70) | 51-74 |
| 10. Frank Carideo (1936-39) | 43-39 |

OVERALL COACHING TENURE

| <u>Coach (Tenure)</u> | <u>Years</u> |
|-------------------------------|--------------|
| 1. Rick Stansbury (1999-2012) | 14 |
| 2. Richard Williams (1987-98) | 12 |
| E.C. Hayes (1912-24) | 12 |
| 4. Babe McCarthy (1956-65) | 10 |
| 5. Paul Gregory (1948-55) | 8 |
| 6. Kermit Davis (1971-77) | 7 |
| Stanfield Hitt (1940-47) | 7 |
| 8. Bob Boyd (1982-86) | 5 |
| Joe Dan Gold (1966-70) | 5 |
| Ray G. Dauber (1928-33) | 5 |

OVERALL WINNING PERCENTAGE

| <u>Coach (Tenure)</u> | <u>Pct</u> | <u>Record</u> |
|-------------------------------|------------|---------------|
| 1. E.C. Hayes (1912-24) | .697 | 124-54 |
| 2. Bernie Bierman (1926-27) | .674 | 31-15 |
| 3. Ron Greene (1978) | .667 | 18-9 |
| 4. Babe McCarthy (1956-65) | .665 | 169-85 |
| 5. Rick Stansbury (1999-2012) | .638 | 293-166 |
| 6. K.P. Gatchell (1925) | .609 | 14-9 |
| 7. Edwin Hale (1934-35) | .541 | 20-17 |
| 8. Richard Williams (1987-98) | .540 | 191-163 |
| 9. Frank Carideo (1936-39) | .524 | 43-39 |
| 10. Kermit Davis (1971-77) | .500 | 91-91 |
| T.H. Werner (1909) | .500 | 5-5 |

SEC COACHING WINS

| <u>Coach (Tenure)</u> | <u>Record</u> |
|-------------------------------|---------------|
| 1. Rick Stansbury (1999-2012) | 122-102 |
| 2. Richard Williams (1987-98) | 89-113 |
| 3. Babe McCarthy (1956-65) | 88-54 |
| 4. Kermit Davis (1971-77) | 44-82 |
| 5. Stanfield Hitt (1940-47) | 41-55 |
| 6. Paul Gregory (1948-55) | 33-83 |
| 7. Joe Dan Gold (1966-70) | 32-56 |
| 8. Bob Boyd (1982-86) | 29-61 |
| 9. Frank Carideo (1936-39) | 27-31 |
| 10. Jim Hatfield (1979-81) | 21-33 |

SEC WINNING PERCENTAGE

| <u>Coach (Tenure)</u> | <u>Pct</u> | <u>Record</u> |
|-------------------------------|------------|---------------|
| 1. Ron Greene (1978) | .722 | 13-5 |
| 2. Babe McCarthy (1956-65) | .620 | 88-54 |
| 3. Rick Stansbury (1999-2012) | .545 | 122-102 |
| 4. Frank Carideo (1936-39) | .466 | 27-31 |
| 5. Richard Williams (1987-98) | .441 | 89-113 |
| 6. Stanfield Hitt (1940-47) | .427 | 41-55 |
| 7. Edwin Hale (1934-35) | .409 | 9-13 |
| 8. Jim Hatfield (1979-81) | .389 | 21-33 |
| 9. Joe Dan Gold (1966-70) | .364 | 32-56 |
| 10. Kermit Davis (1971-77) | .349 | 44-82 |

OVERALL GAMES COACHED

| <u>Coach (Tenure)</u> | <u>GC</u> | <u>Record</u> |
|-------------------------------|-----------|---------------|
| 1. Rick Stansbury (1999-2012) | 459 | 293-166 |
| 2. Richard Williams (1987-98) | 354 | 191-163 |
| 3. Babe McCarthy (1956-65) | 254 | 169-85 |
| 4. Kermit Davis (1971-77) | 182 | 91-91 |
| 5. E.C. Hayes (1912-24) | 178 | 124-54 |
| 6. Paul Gregory (1948-55) | 158 | 58-100 |
| 7. Bob Boyd (1982-86) | 142 | 55-87 |
| 8. Stanfield Hitt (1940-47) | 137 | 68-69 |
| 9. Joe Dan Gold (1966-70) | 125 | 51-74 |
| 10. Ray Ray (2013-15) | 97 | 37-60 |

ALL-TIME MSU ASSISTANT COACHES



ALL-TIME ASSISTANT COACHES

Name (Title, Tenure)

Murray Arnold (Assistant 1979)
 Bill Ball (Assistant 1998-2000)
 Don Beasley (Assistant 1979)
 Jack Berkshire (Assistant 1966-73)
 Donnie Black (Graduate Assistant 1973)
 John Brady (Assistant 1983-90)
George Brooks (Student Assistant 1996; Assistant 2010-present)
 Mike Brown (Assistant 1982)
 Greg Carter (Assistant 1994-2001)
Donovan Castro (Graduate Assistant 2016)
Jalen Courtney (Graduate Assistant 2016)
 Phil Cunningham (Assistant 2000-2012; Graduate Assistant 1992)
 Ed Davis (Graduate Assistant 1988-90)
 Kermit Davis (Assistant 1967-70)
 Kermit Davis, Jr. (Grad. Asst./Asst. 1983-84)
 Joe Dean (Graduate Assistant 1977)
 Mike Dill (Assistant 1974-78)
 David Draper (Graduate Assistant 1991)
 James Edwards (Freshman Coach 1962)
 Larry Eustachy (Assistant 1982-86)
 Dave Farrar (Assistant 1980-84)
 Dave Farris (Graduate Assistant 1975-76)
 Wes Flanigan (Assistant 2013-15)
 Talvis Franklin (Coord. of Operations 2007-12)
 J.D. Gammel (Freshman Coach 1962-63)
 Joe Dan Gold (Freshman Coach 1964-65)
 Adam Gordon (Director of Operations 2013-15)
 Marcus Grant (Assistant 2007-present; Coord. of BB Operations 2004-07)
 Phillip Hatch (Graduate Assistant 1987)
 Chris Hollender (Assistant 2013-15)
 Keith Hooper (Student Assistant 1992)
 Bailey Howell (Graduate Assistant 1972)
 John Hutchison (Freshman Coach 1961)
 Doug Hutton (Freshman Coach 1965)
 Edgar Jeffries (Graduate Assistant 1978-79)

Joe Jenkins (Junior Varsity Coach 1976)
 Stan Jones (Assistant 2001-02)
 Jerry Keeton (Assistant 1960)
 Robert Kirby (Asst. 1989-93; 1998-2010)
 Kermit Koenig (Graduate Assistant 1985-86)
 Nick Lagroone (Graduate Assistant 2013-14)
Jason Ludwig (Director of Operations 2016)
 Don Maestri (Assistant 1980)
 Richard Mathis (Assistant 1990-91)
Korey McCray (Assistant 2016)
 Jason McKay (Student Assistant 1990-92)
 Larry McKenzie (Assistant 1971-73)
 Owen Miller (Assistant 1994-97)
 Steve Newton (Associate 1974-78)
 Jeff Norwood (Graduate Assistant 1987)
 Wiley Peck (Assistant 1981)
 Butch Pierre (Graduate Assistant 1985-86)
 Ralph Radford (Assistant 1993-94)
 Duane Reboul (Assistant 1987-89)
 Ray Ross (Assistant 1979-80)
 John Sherman (Assistant 1997-98)
 Bobby Shows (Freshman Coach 1964)
 Jerry Simmons (Assistant 1956-66)
 Julius Smith (Assistant 1987-89)
 Rick Stansbury (Associate Head Coach 1994-98; Assistant 1990-94)
 Ricky Stone (Assistant 1991-94)
 Jimmy Taylor (Assistant 1980)
 Jim Tillette (Assistant 1989-90)
 Terry Truax (Assistant 1982-83)
 Mike Vosburgh (Graduate Assistant 1974)
 Sam Weaver (Assistant 2002-04)
 Mark White (Assistant 2004-07; Coord. of BB Operations 2002-04)
 Richard Williams (Assistant 1985-86)
 Darryl Wilson (Student Assistant 1997)
 Denny Wright (Assistant 1981)
Ernie Zeigler (Assistant 2016)
 Arthur Zeno (Intern 1999-2000)

2015-16 Assistants



George Brooks



Jason Ludwig



Korey McCray



Ernie Zeigler



MSU LETTERMEN

A -----A -----A

Adams, John: 1979-80
 Alexander, J.H.: 1917, '19
 Allen, Donnell: 1981
 Anderson, Greg: 1992
 Anderson, M.G.: 1921-22-23
 Anderton, Bill: 1963-64
 Applewhite, Dre: 2014
 Armstrong, C.H.: 1935-36-37
 Arnold, J.O.: 1946
 Ashmore, Jim: 1954-55-56-57
 Augustus, Kodi: 2008-09-10-11
 Austin, K.W.: 1924
 Austin, Mario: 2001-02-03

B -----B -----B

Bailey, Elgin: 2008-09-10-11
 Bailey, Shellie: 1956-57-58
 Ballard, Bernard: 1987
 Barbarian, J.T.: 1916
 Beard, V.G.: 1939-40-41
 Beckham, Twany: 2009-2011
 Beedle, Barry: 1971
 Begley, Billy: 2004-05, '07-08
 Bennett, Errol: 2004
 Benock, Riley: 2008-09-10-11
 Berkshire, Jack: 1960-61-62
 Berry, P.H.: 1926-27-28
 Biggs, Herb: 1965-66-67
 Biglane, O.J.: 1915-16
 Billups, T.J.: 1997, '99-00-01
 Black, Donnie: 1969-70-71
 Black, Oliver: 2015
 Blakley, Anthony: 1986-87
 Blalock, Harold: 1952-53-54
 Blanton, E.R.: 1907
 Bledsoe, Jr., E.F.: 1942-43, '47
 Bledsoe, W.S.: 1943
 Bloodman, Trivante: 2013-14-15
 Bolen, Brandon: 2008-09-11
 Boler, Michael: 2004-05-06
 Bonner, T.W.: 1936-37
 Borchert, Colin: 2013-14
 Bost, Dee: 2009-10-11-12
 Boswell, Tyrus: 1999-00-01
 Bouldin, Jack: 1970-71-72
 Bower, W.R.: 1919-20
 Bowers, Timmy: 2001-02-03-04
 Boykin, Reginald: 1987-88-89
 Branch, Elmo: 1951-52-53
 Brandon, C.N.: 1916-17
 Brinker, Stan: 1962-63-64
 Brock, J.N.: 1946
 Brooks, George: 1992-93-94
 Brown, Raymond: 1985-86
 Brown, Rickey: 1977-78-79-80
 Brown, R.N.: 1932
 Brunson, M.: 1923
 Bruss, Bob: 1972
 Bryant, Norman: 2011-12
 Bryant, L.B.: 1920-21-22-23
 Bryant, Norman: 1955
 Bryant, R.B.: 1925-26-27
 Bryant, Rod: 2008-09
 Bullard, Marcus: 1995-96
 Burkes, H.: 1929-30
 Burns, Cameron: 1989-90-91

Burns, J.S.: 1919
 Burress, M.T.: 1945
 Burrow, James: 1950-51-52
 Bury, P.H.: 1926-27-28
 Buse, Dennis: 2004
 Butler, Isaiah: 2015
 Byrne, Tony: 1956-57

C -----C -----C

Cameron, C.B.: 1922-23
 Campbell, C.: 1916
 Campbell, Marcus: 2002-03-04-05
 Cannon, Seth: 2003, '05
 Carpenter, J.R.: 1946
 Carr, Brandon: 2002
 Carroll, Ryan: 1999
 Carter, Greg: 1988-89-90-91
 Cassibry, Slim: 1933-34-35
 Catha, L.C.: 1924
 Catledge, H.E.: 1937-38
 Caveness, Gary: 1985
 Caveness, Gerald: 1953-54
 Chadwick, A.R.: 1912
 Chadwick, E.B.: 1927-28
 Chambers, F.W.: 1939
 Chatham, Gene: 1960-61-62
 Cherry, John: 1952-53-54-55
 Chisolm, F.N.: 1907
 Chisolm, W.C.: 1945
 Chrestman, James: 1950
 Chumbler, Bill: 1965
 Clark, Chris: 1989
 Clark, S.J.: 1925
 Clarke, L.E.: 1914-15
 Clayton, D.G.: 1919
 Clayton, Reed: 2012
 Cochran, R.F.: 1933-34-35
 Coleman, Don: 1974-75-76-77
 Collums, W.T.: 1929
 Combs, Bill: 1970-71-72
 Conway, Jr., Eustace: 1940-41-42
 Cooke, George: 1952-53-54
 Cooley, J.A.: 1922
 Cooper, S.F.: 1912
 Corbell, Dean: 1951
 Courtney, Joe: 1988-89
 Cowherd, Stephen: 2003
 Craig, Walter V.: 1939-40-41
 Crews, Charlie: 1965-66-67
 Cunningham, Tyson: 2012-13-14
 Cupit, Martin: 1974, '76-77

D -----D -----D

Daley, Dan: 1954
 Daley, Glenn: 1951
 Daley, Willard: 1948-49-50
 Dampier, Erick: 1994-95-96
 Daniels, Travis: 2015
 Davis, Jacoby: 2014
 Davis, Kermit: 1957-58-59
 Davis, Brian: 1957-58-59
 Davis, J.R.: 1957-58-59
 Davis, K.F.: 1915
 Davis, V.W.: 1913-14-15
 Davis, W.P.: 1916-17
 Dean, Joe: 1974-75-76
 Delk, Reginald: 2006-07
 Delk, Richard: 2006-07

Dille, A.B.: 1912
 Dillon, Ervin: 1985-86
 Domingue, David: 1991-92-93-94
 Dorsey, Marlon: 1994
 Duncan, Wayne: 1953-54-55-56
 Dunlap, Maurice: 2015

E -----E -----E

Edmondson, Jamall: 2005-06
 Edmonson, McKie: 1998
 Edwards, James: 1961
 Embry, Vince: 1992-93-94-95
 Ervin, Gary: 2004-05
 Ethridge, Bill: 1955-56-57
 Evans, Chuck: 1992-93

F -----F -----F

Farris, David: 1973-74
 Ferriss, Dave: 1941
 Filgo, L.C.: 1916
 Fisher, Bill: 1979
 Fisher, Dale: 1957-58-59
 Fitzgerald, Larry: 1977-78
 Fletcher, J.F.: 1911
 Floyd, Jr., D.B.: 1945
 Frazier, Winsome: 2002-03-04-05
 Fry, Larry: 1973-74-75
 Furman, H.B.: 1909

G -----G -----G

Gaddy, T.L.: 1914-15-16-17
 Galloway, W.H.: 1935-36
 Gammel, J.D.: 1961
 Gann, B.V.: 1946
 Gardner, Guy: 2001-02
 Garmon, J.H.: 1915-16-17
 Garrett, W.D.: 1945-46
 Garrison, Elmer: 1909
 Gaspard, Gary: 1979
 Gatchell, K.P.: 1921-22-23-24
 Gay, Chris: 2009
 Gholar, Michael: 1999-00-01-02
 Gilleland, R.V.: 1913
 Glasgow, Dave: 1960-61-62
 Glenn, W.R.: 1941
 Goffer, Roy: 2001-02
 Gold, Joe Dan: 1961-62-63
 Goodridge, Vernon: 2006-07
 Gordon, Jamont: 2006-07-08
 Grant, Marcus: 1992-93-94-95
 Graves, Jerry: 1959-60-61
 Green, Michael: 1981
 Gregory, Paul: 1930
 Griffith, Ward: 2001
 Grim, Greg: 1978-79-80
 Grissom, W.C.: 1937-38-39
 Guyton, John: 1968-69-70

H -----H -----H

Haarman, Dale: 1973
 Hale, P.A.: 1909
 Hall, Chris: 1986, '88-89
 Hall, Lorenza: 1976-77
 Hamilton, Tang: 1998-99-00-01
 Hampton, Walt: 1969, '71
 Hansbrough, Ben: 2007-08
 Hardy, S.L.: 1909
 Hargett, Herb: 1950-51



Harper, Ontario: 2002-03, '05
 Harris, J.C.: 1928-29
 Harris, V.M.: 1927
 Harrison, G.P.: 1939-40
 Hartley, Glenn: 1967
 Hartness, R.A.: 1926-27-28
 Hartsfield, Doug: 1988-89-90-91
 Harvey, Ken: 1984-85
 Heiden, John: 1956-57-58
 Hemphill, Howard: 1964-65
 Henderson, Hubert: 1985-86-87
 Hildreth, Kelvin: 1983-84
 Hodges, Randy: 1969-70-71
 Hogue, Paul: 1972
 Holcombe, Jacquiese: 2009
 Holland, J.I.: 1917
 Holliday, G.W.: 1928-29-30
 Holmes, Calvin: 1978
 Honore, T.J.: 1994-95
 Hood, Ricky: 1979-80
 Hood, Rodney: 2012
 Hooker, Gary: 1976-77-78
 Hooper, Keith: 1990-91
 Horne, L.T.: 1933
 House, Jr., C.B.: 1933-34-35
Houston, Demetrious: 2015
 Houston, Jack: 1952-53-54-55
 Howard, B.W.: 1946
 Howard, W.L.: 1943
 Howell, Bailey: 1957-58-59
 Hudek, Dave: 1974, '76
 Hughes, J.E.: 1941-42-43
 Hughes, L.H.: 1920-21-22-23
 Hughes, W.L.: 1920
 Hughes, Whit: 1995-96-97-98
 Hull, Charles: 1958-59-60
 Hutchison, John: 1959-60
 Hutton, Doug: 1962-63-64
 Hyche, Bart: 1996-97-98-99

I - - - - - I - - - - - I

Ignerski, Michal: 2002-03
 Iupe, Joseph: 2007-08

J - - - - - J - - - - - J

Jackson, Antonio: 2000-01
 Jackson, Robert: 1999-00-01
 Jenkins, Jerry: 1973-74-75
 Jennings, Morley: 1911
 Johnson, Brian: 2008-09
 Johnson, E.C.: 1929-30
 Johnson, Jeffery: 2015
 Johnson, Lloyd: 1956-57
 Johnson, Roquez: 2012-13-14-15
 Johnson, Ravern: 2008-09-10-11
 Jones, Derrick: 1997
 Jones, Dontae: 1996
 Jones, E.B.: 1925-26-27
 Jones, E.W.: 1925-26
 Jones, Jr., W.J.: 1947
 Jordan, Randy: 1979-80

K - - - - - K - - - - - K

Kamphuis, Bill: 1977-78-79
 Kantner, John: 1974-75
 Keaton, Jerry: 1957-58-59
 Kilcline, Mike: 1978-79
 King, Don: 1968-69

• Kinney, H.C.: 1912, '14-15
 • Knarr, Rich: 1973-74-75-76
 • Koroneos, Taki: 1972-73-74
 • Kusnierz, Terry: 1972-73-74

L - - - - - L - - - - - L

• Ladner, Dennis: 1950
 • Laird, R.F.: 1920-21-22, '25
 • Lamb, John: 1911-12-13
 • Lamon, Fred: 1951
 • Lemon, Wayne: 1956-57
 • Lewis, Terry: 1980-81-82-83
 • Lewis, Wendell: 2010-11-12
 • Lockhart, Greg: 1986-87-88-89
 • Lucado, F.M.: 1930
 • Luczak, Taylor: 2009-10-11-12

M - - - - - M - - - - - M

• Magee, W.J.: 1912-13
 • Malone, Jeff: 1980-81-82-83
 • Marshall, Joe: 1999
 • Martin, Jim: 1968-69-70
 • Martin, Mike: 1972
 • McArthur, Harry: 1914-15
 • McDougall, Lloyd: 1942-43, '45
 • McElveen, M.: 1928-29
 • McMahan, R.J.: 1937-38-39
 • McRaney, Mike: 1957-58
 • McWilliams, D.E.: 1915-16-17
 • McWilliams, W.K.: 1917-18
 • Meredith, A.J.: 1926-27
 • Meredith, W.R.: 1926-27-28
 • Merritt, Todd: 1988-89-90-91
 • Miller, D.C.: 1907
 • Miller, Jr., W.S.: 1942-43
 • Mingee, E.W.: 1911-12-13
 • Mitchell, Leland: 1961-62-63
 • Mitchell, Willie: 1909
 • Mitchell, W.M.: 1942
 • Moore, A.F.: 1939-40-41
 • Moore, R.A.: 1938
 • Moore, Tevin: 2014
 • Moore, Trey: 1997-98
 • Moraes, A.F.: 1911
 • Morgan, Wesley: 2004-05-06
 • Morris, J.T.: 1921-22
 • Morris, Nate: 1991
 • Moss, Rick: 1975-76-77-78
 • Moultrie, Arnett: 2012
 • Mundie, James: 1977
 • Myer, C.S.: 1924
 • Myles, Todd: 1998-99-00

N - - - - - N - - - - - N

• Nash, Dudley: 1953-54-55-56
Ndoye, Fallou: 2015
 • Nettles, W.R.: 1942-43, '47
 • Nichols, Aubrey: 1962-63-64
 • Nichols, Carl: 1988-89-90-91
 • Nichols, Chancellor: 1988-89
 • Nicholson, Jim: 1947-48-49-50
 • Niemann, Dave: 1974
 • Nix, J.C.: 1938
 • Noble, C.R. "Dudy": 1913-14-15
 • Noble, L.W.: 1921-22-23
 • Norris, B.E.: 1923-24-25
 • Norwood, Jeff: 1982, '84-85

O - - - - - O - - - - - O

• Oakley, G.E.: 1932
 • Oakley, George: 1960-61-62
 • Owens, Billy: 1951-52
 • Osby, Romero: 2009-10

P - - - - - P - - - - - P

• Pappenheimer, William: 1929
 • Parker, Charles: 2010-11-12
 • Pate, B.D.: 1929
 • Patterson, Marckell: 1999-00-01-02
 • Payne, Buddy: 1977-78
 • Payne, Tom: 1966-67-68
 • Pearce, A.T.: 1943
 • Pearson, Johnny: 1970-71-72
 • Peck, Wiley: 1976-77-78-79
 • Peevey, Mack: 1946-47-48-49
 • Perkins, H.G.: 1921-22-23-24
 • Perkins, L.W.: 1934
 • Perry, Al: 1975-76-77-78
 • Person, Richard: 1983
 • Peters, Mark: 1985-86-87
 • Peterson, Ira: 1990-91
 • Peyton, Tim: 1981
 • Pierre, Butch: 1981-82-83-84
 • Pillow, G.D.: 1933, '35-36
 • Pinkston, J.F.: 1907
 • Pittman, Jr., O.W.: 1936-37-38
 • Pogue, Bill: 1953
 • Posey, Don: 1963-64-65
 • Power, Shane: 2004-05
 • Presley, K.B.: 1932
 • Price, Baxter: 2010-11-12-13
 • Price, Brian: 1994-95
 • Prince, F.M.: 1930
 • Prophet, R.L.: 1907
 • Pruett, Allan: 1968

R - - - - - R - - - - - R

• Ray, Jim: 1948-49
Ready, I.J.: 2014-15
 • Redding, David: 1998
 • Reese, R.: 1916
 • Reeves, T.C.: 1930, '32
 • Reule, P.A.: 1913
 • Reynolds, H.H.: 1943, '47
 • Rhodes, Charles: 2005-06-07-08
 • Ricks, W.B.: 1926-27-28
 • Riek, John: 2010-11
 • Rimmer, Bernard: 2006-07
 • Ritchey, Jerry: 1955-56
 • Robbins, J.K.: 1914
 • Robbins, F.W.: 1917
 • Roberts, Lawrence: 2004-05
 • Roberts, Oral: 1998-99
 • Robinson, Chauncey: 1983-84-85-86
 • Robinson, Tony: 1984-85
 • Rogers, J.H.: 1915-16
 • Rowan, Bill: 1955
 • Russell, Bob: 1970-71

S - - - - - S - - - - - S

• Sapen, John: 1965-66-67
 • Schuberth, Tom: 1979-80-81
 • Shapiro, Bob: 1973-74-75
 • Sharpe, Walter: 2005
 • Shows, Bobby: 1961-62-63
 • Sidney, Renardo: 2011-12



MSU LETTERMEN

- Sikes, D.O.: 1923-24-25
- Simmons, J.M.: 1909
- Simmons, R.E.: 1911
- Singer, Alex: 1960-61
- Singletary, Bill: 1972-73-74
- Slater, Dietric: 2004-05-06-07
- Smith, Brad: 1990-91
- Smith, C.G.: 1907
- Smith, DeVille: 2012
- Smith, Lincoln: 2000, '02-03-04
- Smith, Paul: 1964-65-66
- Smith, Quentin: 1997, 2000-01
- Smith, Shaun: 2011-12
- Snyder, H.L.: 1943, '47
- Solomon, Carlene: 1942-43, '47
- Spraggins, H.F.: 1940-41-42
- Jalen Steele: 2011-12-13
- Steele, M.D.: 1938
- Steinwedel, Steve: 1973-74-75
- Steinwinder, R.L.: 1907
- Stelmach, Piotr: 2004-05-06-07
- Stevens, Eric: 1992-93
- Stewart, Barry: 2007-08-09-10
- Stidham, Corey: 2002
- Stokes, H.A.: 1946
- Stone, H.L.: 1924-25-26
- Stone, O.P.: 1935-36-37
- Stone, Willie: 1934
- Stroman, Jeff: 1973-74-75-76
- Stroud, W.D. "Red": 1961-62-63
- Stubbs, H.T.: 1939-40
- Sword, Craig: 2013-14-15**
- Sylvester, C.W.: 1932
- Sylvester, E.P.: 1927
- T - - - - -T - - - - -T**
- Tables, Clyde: 1987
- Taylor, L.B.: 1932-33
- Taylor, Tracy: 1984-85-86-87
- Thomas, D.J.: 1945-46
- Thomas, Ebb: 1911
- **Thomas, Fred: 2013-14-15**
- Thomas, Roger: 1960
- Thomas, Vandale: 1993
- Thompson, B.J.: 1942-43
- Treleaven, P.W.: 1915
- Treloar, Jr., J.C.: 1938
- Tribble, Frank: 1950
- Turman, O.L.: 1925
- Turner, N.: 1923-24
- Turner, Phil: 2008-09-10
- **U - - - - -U - - - - -U**
- Usher, Ted: 1957-58-59
- **V - - - - -V - - - - -V**
- Vance, Coyte: 1950-51-52
- Varnado, Jarvis: 2007-08-09-10
- Varnado, Norwood: 1951
- Vernon, J.V.: 1919-20
- Vincent, Branden: 2003-04
- Vosburgh, Mike: 1972-73
- **W - - - - -W - - - - -W**
- Wade, Chuck: 1967-68-69
- Waits, F.A.: 1933-34
- Walden, Buddy: 1965-66-67
- Walker, Boyce: 1929-30, '32
- Walker, Bubba: 1968-69-70
- Walker, Johnny: 1992-93
- Wall, J.S.: 1945-46
- Walters, A.H.: 1946-47
- Walters, J.F.: 1935-36-37
- Walters, Russell: 1994-95-96
- Walton, Jay: 1992, '94-95-96
- Ward, R.B.: 1936-37
- **Ware, Gavin: 2013-14-15**
- Washington, Gary: 1965-66-67
- Washington, Manuel: 1967-68-69
- Washington, Tyrone: 1996-97-98-99
- Watkins, Jeff: 1972-73
- Watson, Orien: 1991-92-93
- Watts, Alton: 1948-49
- Watts, Tony: 1989-90-91-92
- Webster, Horatio: 1997-98
- Wells, Billy: 1953
- Wells, Kalpatrick: 1980-81-82-83
- Wentz, Bob: 1952-53
- Wesson, Malcolm: 1971-72-73
- West, B.G.: 1938-39
- White, Detrick: 1998-99
- White, Ray: 1976-77-78-79
- White, Ron: 1980-81
- Whyte, Mackey: 1982-83-84
- Whyte, Mack: 1961-62
- Willcutt, Sammy: 1970-71
- Williams, Dave: 1966-67-68
- Williams, Richie: 1963-64-65
- Williams, Taylor: 1975-76
- Wilsford, F.C.: 1939-40-41
- Wilson, Bubba: 1993-94-95-96
- Wilson, Darryl: 1994-95-96
- Wilson, De'Runnya: 2014
- Wilson, Johnny: 1972
- Wilson, W.P.: 1921-22
- Wofford, Jackie: 1963
- Wood, Hoyt: 1950-51-52
- Woodard, Robert: 1987-88-89-90
- Wright, C.B.: 1932
- Wright, Walter: 1975-76-77-78
- Wulff, Jeff: 1984
- **Y - - - - -Y - - - - -Y**
- Young, Jack: 1994-95
- **Z - - - - -Z - - - - -Z**
- Zimmeman, Derrick: 2000-01-02-03

MSU ALL-TIME TEAM AWARDS



BABE MCCARTHY MEMORIAL AWARD

The Babe McCarthy Memorial Award was presented annually to the Bulldog player who best exemplifies the highest traits of character, leadership, desire and hustle.

| | |
|----------|------------------------------|
| 1975-76: | Joe Dean |
| 1976-77: | Wiley Peck |
| 1977-78: | Wiley Peck |
| 1978-79: | Wiley Peck |
| 1979-80: | Rickey Brown |
| 1980-81: | Ron White |
| 1981-82: | Mackey Whyte & Jeff Norwood |
| 1982-83: | Jeff Malone |
| 1983-84: | Mackey Whyte & Jeff Norwood |
| 1984-85: | Gary Caveness |
| 1985-86: | Mark Peters |
| 1986-87: | Mark Peters |
| 1987-88: | Robert Woodard |
| 1988-89: | Chris Hall |
| 1989-90: | Robert Woodard |
| 1990-91: | Greg Carter |
| 1991-92: | Tony Watts |
| 1992-93: | Orien Watson |
| 1993-94: | David Domingue |
| 1994-95: | Marcus Grant |
| 1995-96: | Darryl Wilson |
| 1996-97: | McKie Edmonson |
| 1997-98: | McKie Edmonson & Whit Hughes |
| 1998-99: | Detrick White |
| 1999-00: | T.J. Billups |
| 2000-01: | T.J. Billups |
| 2001-02: | Guy Gardner |
| 2002-03: | Derrick Zimmerman |
| 2003-04: | Timmy Bowers |
| 2004-05: | Shane Power |

BAILEY HOWELL REBOUNDING AWARD

| | |
|----------|-------------------|
| 1978-79: | Wiley Peck |
| 1979-80: | Rickey Brown |
| 1980-81: | Kalpatrick Wells |
| 1981-82: | Kalpatrick Wells |
| 1982-83: | Kalpatrick Wells |
| 1983-84: | Kelvin Hildreth |
| 1984-85: | Raymond Brown |
| 1985-86: | Chauncey Robinson |
| 1986-87: | Hubert Henderson |
| 1987-88: | Carl Nichols |
| 1988-89: | Cameron Burns |
| 1989-90: | Cameron Burns |
| 1990-91: | Greg Carter |
| 1991-92: | Johnny Walker |
| 1992-93: | Johnny Walker |
| 1993-94: | Erick Dampier |
| 1994-95: | Erick Dampier |
| 1995-96: | Erick Dampier |
| 1996-97: | Tyrone Washington |
| 1997-98: | Tyrone Washington |
| 1998-99: | Tyrone Washington |
| 1999-00: | Robert Jackson |
| 2000-01: | Tang Hamilton |
| 2001-02: | Mario Austin |
| 2002-03: | Mario Austin |
| 2003-04: | Lawrence Roberts |
| 2004-05: | Lawrence Roberts |

BEST OFFENSIVE PLAYER AWARD

| | |
|----------|-------------------|
| 1978-79: | Rickey Brown |
| 1979-80: | Rickey Brown |
| 1980-81: | Jeff Malone |
| 1981-82: | Jeff Malone |
| 1982-83: | Jeff Malone |
| 1983-84: | Kelvin Hildreth |
| 1984-85: | Ken Harvey |
| 1985-86: | Chauncey Robinson |
| 1987-88: | Reginald Boykin |

| | |
|------------|------------------|
| • 1988-89: | Cameron Burns |
| • 1989-90: | Cameron Burns |
| • 1990-91: | Cameron Burns |
| • 1991-92: | Tony Watts |
| • 1992-93: | Chuck Evans |
| • 1993-94: | Darryl Wilson |
| • 1994-95: | Darryl Wilson |
| • 1995-96: | Darryl Wilson |
| • 1996-97: | Horatio Webster |
| • 1997-98: | Horatio Webster |
| • 1998-99: | Detrick White |
| • 1999-00: | Tang Hamilton |
| • 2000-01: | Antonio Jackson |
| • 2001-02: | Mario Austin |
| • 2002-03: | Mario Austin |
| • 2003-04: | Lawrence Roberts |
| • 2004-05: | Lawrence Roberts |

BEST DEFENSIVE PLAYER AWARD

| | |
|------------|-------------------|
| • 1978-79: | Ray White |
| • 1979-80: | Kalpatrick Wells |
| • 1980-81: | Kalpatrick Wells |
| • 1986-87: | Anthony Blakley |
| • 1987-88: | Greg Lockhart |
| • 1988-89: | Greg Lockhart |
| • 1989-90: | Greg Carter |
| • 1990-91: | Greg Carter |
| • 1991-92: | Orien Watson |
| • 1992-93: | Orien Watson |
| • 1993-94: | Marcus Grant |
| • 1994-95: | Erick Dampier |
| • 1995-96: | Erick Dampier |
| • 1996-97: | Tyrone Washington |
| • 1997-98: | Detrick White |
| • 1998-99: | Tyrone Washington |
| • 1999-00: | Michael Gholar |
| • 2000-01: | Derrick Zimmerman |
| • 2001-02: | Michael Gholar |
| • 2002-03: | Derrick Zimmerman |
| • 2003-04: | Branden Vincent |
| • 2004-05: | Winsome Frazier |

MOST IMPROVED PLAYER AWARD

| | |
|------------|----------------------------------|
| • 1981-82: | Butch Pierre |
| • 1982-83: | Chauncey Robinson |
| • 1983-84: | Tony Robinson |
| • 1984-85: | Raymond Brown |
| • 1985-86: | Mark Peters |
| • 1986-87: | Reginald Boykin |
| • 1987-88: | Chancellor Nichols |
| • 1988-89: | Tony Watts |
| • 1989-90: | Todd Merritt |
| • 1990-91: | Keith Hooper |
| • 1991-92: | David Domingue |
| • 1992-93: | Marcus Grant |
| • 1993-94: | Bubba Wilson |
| • 1994-95: | Brian Price |
| • 1995-96: | Dontae' Jones |
| • 1996-97: | Trey Moore |
| • 1997-98: | Oral Roberts |
| • 1998-99: | Tang Hamilton |
| • 1999-00: | Robert Jackson |
| • 2000-01: | Quentin Smith |
| • 2001-02: | Mario Austin & Derrick Zimmerman |
| • 2002-03: | Timmy Bowers |
| • 2003-04: | Branden Vincent |
| • 2004-05: | Wesley Morgan & Dietric Slater |

MOST ASSISTS AWARD

| | |
|------------|---------------|
| • 1978-79: | Tom Schuberth |
| • 1979-80: | Greg Grim |
| • 1980-81: | Terry Lewis |
| • 1981-82: | Butch Pierre |
| • 1982-83: | Butch Pierre |
| • 1983-84: | Ken Harvey |
| • 1984-85: | Jeff Norwood |
| • 1985-86: | Tracy Taylor |
| • 1986-87: | Tracy Taylor |
| • 1987-88: | Greg Lockhart |

| | |
|------------|-------------------|
| • 1988-89: | Greg Lockhart |
| • 1989-90: | Doug Hartsfield |
| • 1990-91: | Doug Hartsfield |
| • 1991-92: | Chuck Evans |
| • 1992-93: | Chuck Evans |
| • 1993-94: | T.J. Honore |
| • 1994-95: | T.J. Honore |
| • 1995-96: | Marcus Bullard |
| • 1996-97: | Trey Moore |
| • 1997-98: | Detrick White |
| • 1998-99: | Detrick White |
| • 1999-00: | Todd Myles |
| • 2000-01: | Antonio Jackson |
| • 2001-02: | Derrick Zimmerman |
| • 2002-03: | Derrick Zimmerman |
| • 2003-04: | Timmy Bowers |
| • 2004-05: | Gary Ervin |

BEST FREE THROW PERCENTAGE AWARD

| | |
|------------|--------------------|
| • 1978-79: | Greg Grim |
| • 1979-80: | Jeff Malone |
| • 1981-82: | Jeff Malone |
| • 1982-83: | Jeff Malone |
| • 1983-84: | Kelvin Hildreth |
| • 1984-85: | Jeff Norwood |
| • 1985-86: | Greg Lockhart |
| • 1986-87: | Anthony Blakley |
| • 1987-88: | Joe Courtney |
| • 1988-89: | Reginald Boykin |
| • 1989-90: | Greg Carter |
| • 1990-91: | Tony Watts |
| • 1991-92: | Tony Watts |
| • 1992-93: | Chuck Evans |
| • 1993-94: | Darryl Wilson |
| • 1994-95: | Darryl Wilson |
| • 1995-96: | Darryl Wilson |
| • 1996-97: | Bart Hyche |
| • 1997-98: | Trey Moore |
| • 1998-99: | Bart Hyche |
| • 1999-00: | Antonio Jackson |
| • 2000-01: | Marckell Patterson |
| • 2001-02: | Marckell Patterson |
| • 2002-03: | Winsome Frazier |
| • 2003-04: | Winsome Frazier |
| • 2004-05: | Winsome Frazier |

ACADEMIC AWARD

| | |
|------------|------------------------------|
| • 1986-87: | Mark Peters |
| • 1988-89: | Carl Nichols |
| • 1989-90: | Cameron Burns & Carl Nichols |
| • 1990-91: | Carl Nichols |
| • 1991-92: | Orien Watson |
| • 1992-93: | Orien Watson |
| • 1993-94: | Jay Walton |
| • 1994-95: | Jay Walton |
| • 1995-96: | Whit Hughes |
| • 1996-97: | McKie Edmonson |
| • 1997-98: | McKie Edmonson |
| • 1998-99: | Bart Hyche |
| • 1999-00: | Quentin Smith |
| • 2000-01: | Roy Goffar |
| • 2001-02: | Roy Goffar |
| • 2002-03: | Wesley Morgan |
| • 2003-04: | Michael Boler |
| • 2004-05: | Shane Power |

ROBERT WOODARD HUSTLE AWARD

| | |
|------------|-----------------|
| • 1989-90: | Robert Woodard |
| • 1990-91: | Keith Hooper |
| • 1991-92: | David Domingue |
| • 1992-93: | David Domingue |
| • 1993-94: | David Domingue |
| • 1994-95: | Boo Ray |
| • 1995-96: | Russell Walters |
| • 1996-97: | Whit Hughes |
| • 1997-98: | David Redding |

Note: MSU Team Awards have not been award since the 2005-06 seasons.

BULLDOGS IN THE




Bailey HOWELL

Jeff MALONE



Lawrence ROBERTS



Erick DAMPIER



BAILEY HOWELL'S CAREER NBA STATISTICS

| Season | Team | GP | Mins | FGM-FGA | Pct | FTM-FTA | Pct | Rebounds | Ast | Points |
|-----------------------|--------------|------------|--------------|-------------------|-------------|------------------|-------------|-----------------|-------------|-------------------|
| 1959-60 | Detroit | 75 | 2346 | 510-1119 | .456 | 312-422 | .739 | 790-10.5 | 63 | 1332-17.8 |
| 1960-61 | Detroit | 77 | 2952 | 607-1293 | .469 | 601-798 | .753 | 1111-14.4 | 196 | 1815-23.6 |
| 1961-62 | Detroit | 79 | 2857 | 553-1193 | .464 | 470-612 | .768 | 996-12.6 | 186 | 1576-19.9 |
| 1962-63 | Detroit | 79 | 2971 | 637-1235 | .516 | 519-650 | .798 | 910-11.5 | 232 | 1793-22.7 |
| 1963-64 | Detroit | 77 | 2700 | 598-1267 | .472 | 470-581 | .809 | 776-10.1 | 205 | 1666-21.6 |
| 1964-65 | Baltimore | 80 | 2975 | 515-1040 | .495 | 504-629 | .801 | 869-10.9 | 208 | 1534-19.2 |
| 1965-66 | Baltimore | 78 | 2328 | 481-986 | .488 | 402-551 | .730 | 773-9.9 | 155 | 1364-17.5 |
| 1966-67 | Boston | 81 | 2503 | 636-1242 | .512 | 349-471 | .741 | 677-8.4 | 103 | 1621-20.0 |
| 1967-68 | Boston | 82 | 2801 | 643-1336 | .481 | 335-461 | .727 | 805-9.8 | 133 | 1621-19.8 |
| 1968-69 | Boston | 78 | 2527 | 612-1257 | .487 | 313-426 | .735 | 685-8.8 | 137 | 1537-19.7 |
| 1969-70 | Boston | 82 | 2078 | 399-931 | .429 | 235-308 | .763 | 550-6.7 | 120 | 1033-12.6 |
| 1970-71 | Philadelphia | 82 | 1589 | 324-686 | .472 | 230-315 | .730 | 441-5.4 | 115 | 878-10.7 |
| 13-Year Totals | | 950 | 30627 | 6515-13585 | .480 | 4740-6224 | .762 | 9383-9.9 | 1853 | 17770-18.7 |

JEFF MALONE'S CAREER NBA STATISTICS

| Season | Team | GP | Mins | FGM-FGA | Pct | 3GM-3GA | Pct | FTM-FTA | Pct | Rebounds | Ast | BS | Stl | Points |
|-----------------------|----------|------------|--------------|-------------------|-------------|---------------|-------------|------------------|-------------|-----------------|-------------|------------|------------|-------------------|
| 1983-84 | Wash | 81 | 1976 | 408-918 | .444 | 24-74 | .324 | 142-172 | .826 | 155-1.9 | 151 | 13 | 23 | 982-12.1 |
| 1984-85 | Wash | 76 | 2613 | 605-1213 | .499 | 15-72 | .208 | 211-250 | .844 | 206-2.7 | 184 | 9 | 52 | 1436-18.9 |
| 1985-86 | Wash | 80 | 2992 | 735-1522 | .483 | 3-17 | .176 | 322-371 | .868 | 288-3.6 | 191 | 12 | 70 | 1795-22.4 |
| 1986-87 | Wash | 80 | 2763 | 689-1509 | .457 | 4-26 | .154 | 376-425 | .885 | 218-2.7 | 298 | 13 | 75 | 1758-22.0 |
| 1987-88 | Wash | 80 | 2655 | 648-1360 | .476 | 10-24 | .417 | 335-380 | .882 | 206-2.6 | 237 | 13 | 51 | 1641-20.5 |
| 1988-89 | Wash | 76 | 2418 | 677-1410 | .480 | 1-19 | .053 | 296-340 | .871 | 179-2.4 | 219 | 14 | 39 | 1651-21.7 |
| 1989-90 | Wash | 75 | 2567 | 781-1592 | .491 | 1-6 | .167 | 257-293 | .877 | 206-2.7 | 243 | 6 | 48 | 1820-24.3 |
| 1990-91 | Utah | 69 | 2466 | 525-1034 | .508 | 1-6 | .167 | 231-252 | .917 | 206-3.0 | 143 | 6 | 50 | 1282-18.6 |
| 1991-92 | Utah | 81 | 2922 | 691-1353 | .511 | 1-12 | .083 | 256-285 | .898 | 233-2.9 | 180 | 5 | 56 | 1639-20.2 |
| 1992-93 | Utah | 79 | 2558 | 595-1205 | .494 | 3-9 | .333 | 236-277 | .852 | 173-2.2 | 128 | 4 | 42 | 1429-18.1 |
| 1993-94 | Ut/Phil | 77 | 2560 | 525-1081 | .486 | 7-12 | .583 | 205-247 | .830 | 199-2.6 | 125 | 5 | 40 | 1262-16.4 |
| 1994-95 | Phil | 19 | 660 | 144-284 | .507 | 11-28 | .393 | 51-59 | .864 | 55-2.9 | 29 | 0 | 15 | 350-18.4 |
| 1995-96 | Phil/Mia | 32 | 510 | 76-193 | .394 | 5-16 | .313 | 29-32 | .906 | 40-1.3 | 26 | 0 | 16 | 186-5.8 |
| 13-Year Totals | | 905 | 29660 | 7099-14674 | .484 | 86-321 | .268 | 2947-3383 | .871 | 2364-2.6 | 2154 | 100 | 577 | 17231-19.0 |

LAWRENCE ROBERTS' CAREER NBA STATISTICS

| Season | Team | GP | Mins | FGM-FGA | Pct | 3GM-3GA | Pct | FTM-FTA | Pct | Rebounds | Ast | BS | Stl | Points |
|----------------------|------|-----------|-------------|----------------|-------------|------------|-------------|----------------|-------------|----------------|-----------|-----------|-----------|----------------|
| 2005-06 | Mem | 33 | 181 | 20-44 | .455 | 0-2 | .000 | 11-23 | .478 | 49-1.5 | 5 | 2 | 8 | 51-1.5 |
| 2006-07 | Mem | 54 | 969 | 94-208 | .452 | 0-2 | .000 | 95-131 | .725 | 261-4.8 | 30 | 13 | 36 | 283-5.2 |
| 2-Year Totals | | 87 | 1149 | 114-252 | .452 | 0-4 | .000 | 106-154 | .688 | 310-3.6 | 35 | 15 | 44 | 334-3.8 |



Dontae JONES



Rickey BROWN



Wiley PECK

Jarvis VARNADO



Arnett MOULTRIE

BULLDOGS IN THE NBA DRAFT

| Name | Position | Year | Team | Selection |
|----------------------|----------|------|-----------------------|------------|
| Herb Hargrett, G | | 1951 | Fort Wayne Pistons | 4th |
| Coyte Vance, G | | 1952 | Milwaukee Hawks | 9th |
| Jim Ashmore, G | | 1957 | Boston Celtics | 4th (32nd) |
| Bailey Howell, C | | 1959 | Detroit Pistons | 1st (2nd) |
| Jerry Graves, F | | 1961 | Chicago Packers | 2nd (19th) |
| Leland Mitchell, F | | 1963 | St. Louis Hawks | 2nd (15th) |
| W.D. "Red" Stroud, G | | 1963 | Boston Celtics | 5th (45th) |
| Dave Williams, F-C | | 1968 | Cincinnati Royals | 8th (97th) |
| Wiley Peck, F | | 1979 | San Antonio Spurs | 1st (19th) |
| Ray White, G | | 1979 | Atlanta Hawks | 4th (79th) |
| Rickey Brown, F-C | | 1980 | Golden St. Warriors | 1st (13th) |
| Gary Hooker, F | | 1980 | Seattle SuperSonics | 4th (89th) |
| Jeff Malone, G | | 1983 | Washington Bullets | 1st (10th) |
| Kalpatrick Wells, C | | 1983 | Philadelphia 76ers | 4th (74th) |
| Terry Lewis, G-F | | 1983 | Los Angeles Lakers | 4th (92nd) |
| Chauncey Robinson, F | | 1986 | Detroit Pistons | 4th (86th) |
| Erick Dampier, C | | 1996 | Indiana Pacers | 1st (10th) |
| Dontae Jones, F | | 1996 | New York Knicks | 1st (21st) |
| Tyrone Washington, C | | 1999 | Houston Rockets | 2nd (44th) |
| Mario Austin, F | | 2003 | Chicago Bulls | 2nd (36th) |
| Derrick Zimmerman, G | | 2003 | Golden State Warriors | 2nd (40th) |
| Lawrence Roberts, F | | 2005 | Seattle SuperSonics | 2nd (55th) |
| Jarvis Varnado, F | | 2010 | Miami Heat | 2nd (41st) |
| Arnette Moultrie, F | | 2012 | Miami Heat | 1st (27th) |

ERICK DAMPIER'S CAREER NBA STATISTICS

| Season | Team | GP | Mins | FGM-FGA | Pct | 3GM-3GA | Pct | FTM-FTA | Pct | Rebounds | Ast | BS | Stl | Points |
|----------------|---------|-----|--------|-------------|------|---------|-------|-------------|------|-----------|-----|-------|-----|-----------|
| 1996-97 | Indiana | 72 | 1052 | 131-336 | .390 | 1-1 | 1.000 | 107-168 | .637 | 294-4.1 | 43 | 73 | 19 | 370-5.1 |
| 1997-98 | Gld St | 82 | 2656 | 352-791 | .445 | 0-2 | .000 | 267-399 | .669 | 715-8.7 | 94 | 139 | 39 | 971-11.8 |
| 1998-99 | Gld St | 50 | 1414 | 161-414 | .389 | 0-0 | .000 | 120-204 | .588 | 382-7.6 | 54 | 58 | 26 | 442-8.8 |
| 1999-00 | Gld St | 21 | 495 | 70-173 | .405 | 0-0 | .000 | 27-51 | .529 | 134-6.4 | 19 | 15 | 8 | 167-8.0 |
| 2000-01 | Gld St | 43 | 1038 | 126-314 | .401 | 0-2 | .000 | 67-126 | .532 | 250-5.8 | 59 | 58 | 17 | 319-7.4 |
| 2001-02 | Gld St | 73 | 1740 | 209-480 | .435 | 0-0 | .000 | 136-211 | .645 | 387-5.3 | 87 | 167 | 17 | 554-7.6 |
| 2002-03 | Gld St | 82 | 1978 | 259-522 | .496 | 0-2 | .000 | 155-222 | .698 | 543-6.6 | 58 | 154 | 27 | 673-8.2 |
| 2003-04 | Gld St | 74 | 2403 | 348-650 | .535 | 0-2 | .000 | 217-332 | .654 | 887-12.0 | 60 | 137 | 33 | 913-12.3 |
| 2004-05 | Dallas | 59 | 1609 | 202-367 | .550 | 0-3 | .000 | 138-228 | .605 | 501-8.5 | 51 | 80 | 15 | 542-9.2 |
| 2005-06 | Dallas | 82 | 1934 | 171-347 | .493 | 0-0 | .000 | 127-215 | .591 | 640-7.8 | 51 | 106 | 27 | 469-5.7 |
| 2006-07 | Dallas | 76 | 1915 | 209-334 | .626 | 0-0 | .000 | 119-191 | .623 | 566-7.4 | 44 | 82 | 24 | 537-7.1 |
| 2007-08 | Dallas | 72 | 1755 | 178-277 | .643 | 0-0 | .000 | 84-146 | .575 | 539-7.5 | 63 | 106 | 24 | 440-6.1 |
| 2008-09 | Dallas | 80 | 1,836 | 182-280 | .650 | 0-0 | .000 | 90-141 | .638 | 565-7.1 | 77 | 95 | 24 | 454-5.7 |
| 2009-10 | Dallas | 55 | 1,280 | 133-213 | .624 | 1-3 | .133 | 61-101 | .605 | 400-7.3 | 31 | 77 | 15 | 328-6.0 |
| 2010-11 | Miami | 51 | 814 | 52-89 | .584 | 0-1 | .000 | 24-44 | .626 | 177-3.5 | 22 | 47 | 14 | 128 |
| 2001-12 | Atlanta | 15 | 83 | 1-8 | .125 | 0-0 | .000 | 0-0 | .000 | 25-7.1 | 4 | 4 | 1 | 2-0.1 |
| 15-Year Totals | | 987 | 24,003 | 2,784-5,595 | .626 | 2-16 | .125 | 1,739-2,779 | .626 | 7,005-7.1 | 817 | 1,398 | 330 | 7,309-7.4 |

DERRICK ZIMMERMAN'S CAREER NBA STATISTICS

| Season | Team | GP | Mins | FGM-FGA | Pct | 3GM-3GA | Pct | FTM-FTA | Pct | Rebounds | Ast | BS | Stl | Points |
|--------------|------|----|------|---------|------|---------|------|---------|------|----------|-----|----|-----|--------|
| 2005-06 | N.J. | 2 | 32 | 2-3 | .667 | 0-0 | .000 | 0-0 | .000 | 4-2.0 | 7 | 0 | 0 | 4-2.0 |
| 1-Year Total | | 2 | 32 | 2-3 | .667 | 0-0 | .000 | 0-0 | .000 | 4-2.0 | 7 | 0 | 0 | 4-2.0 |

TANG HAMILTON'S CAREER NBA STATISTICS

| Season | Team | GP | Mins | FGM-FGA | Pct | 3GM-3GA | Pct | FTM-FTA | Pct | Rebounds | Ast | BS | Stl | Points |
|--------------|-------|----|------|---------|------|---------|------|---------|------|----------|-----|----|-----|--------|
| 2001-02 | Miami | 9 | 98 | 10-19 | .526 | 0-1 | .000 | 0-1 | .000 | 18-2.0 | 5 | 0 | 4 | 20-2.2 |
| 1-Year Total | | 9 | 98 | 10-19 | .526 | 0-1 | .000 | 0-1 | .000 | 18-2.0 | 5 | 0 | 4 | 20-2.2 |

JARVIS VARNADO CAREER NBA STATISTICS

| Season | Team | GP | Mins | FGM-FGA | Pct | 3GM-3GA | Pct | FTM-FTA | Pct | Rebounds | Ast | BS | Stl | Points |
|---------------|------|----|------|---------|------|---------|------|---------|------|----------|-----|----|-----|---------|
| 2012-13 | BOS | 5 | 18 | 2-4 | .500 | 0-0 | .000 | 2-4 | .500 | 3-0.6 | 1 | 0 | 1 | 6/1.2 |
| 2012-13 | MIA | 8 | 40 | 1-3 | .333 | 0-0 | .000 | 0-0 | .000 | 6-0.8 | 2 | 2 | 0 | 2/0.3 |
| 2013-14 | CHI | 1 | 2 | 0-0 | .000 | 0-0 | .000 | 0-0 | .000 | 0-0.0 | 0 | 0 | 0 | 0/0.0 |
| 2013-14 | PHI | 23 | 337 | 36-60 | .600 | 0-0 | .000 | 27-52 | .519 | 63-2.7 | 13 | 29 | 10 | 99/4.3 |
| 4-Year Totals | | 37 | 397 | 39-67 | .582 | 0-0 | .000 | 29-56 | .518 | 72-1.9 | 16 | 31 | 11 | 107/2.9 |

ARNETT MOULTRIE CAREER NBA STATISTICS

| Season | Team | GP | Mins | FGM-FGA | Pct | 3GM-3GA | Pct | FTM-FTA | Pct | Rebounds | Ast | BS | Stl | Points |
|---------------|------|----|------|---------|------|---------|------|---------|------|----------|-----|----|-----|---------|
| 2012-13 | PHI | 47 | 542 | 78-134 | .582 | 0-0 | .000 | 18-28 | .643 | 145-3.1 | 10 | 10 | 17 | 174/3.7 |
| 2013-14 | PHI | 12 | 187 | 16-38 | .421 | 0-0 | .000 | 4-5 | .800 | 35-2.9 | 2 | 4 | 8 | 36/3.0 |
| 2-Year Totals | | 59 | 729 | 94-172 | .547 | 0-0 | .000 | 22-33 | .667 | 180-3.1 | 12 | 14 | 25 | 210/3.6 |



MSU ALL-TIME SERIES RECORDS

| <u>Opponent</u> | <u>Record</u> | <u>Last Game</u> | <u>Opponent</u> | <u>Record</u> | <u>Last Game</u> |
|------------------------|---------------|------------------|--------------------------|---------------|------------------|
| Akron | 0-2 | 2012 | Florida | 49-62 | 2015 |
| Alabama | 73-119 | 2015 | Florida A&M | 3-0 | 2014 |
| Alabama A&M | 4-1 | 2013 | Florida Atlantic | 2-1 | 2013 |
| Alabama State | 3-0 | 2011 | Florida Gulf Coast | 1-0 | 2014 |
| UAB | 3-4 | 2004 | Florida International | 2-0 | 1993 |
| Alaska Fairbanks | 1-0 | 1998 | Florida State | 5-4 | 2015 |
| Albany (Ga.) YMCA | 0-1 | 1925 | Florida Tech | 1-0 | 1994 |
| Alcorn State | 3-2 | 2013 | Fort Benning | 1-0 | 1925 |
| Amory (Miss.) Ind | 1-0 | 1935 | Fresno State | 1-1 | 1997 |
| Appalachian State | 1-0 | 2011 | Furman | 4-0 | 1971 |
| Arizona | 2-2 | 2012 | George Mason | 1-1 | 2007 |
| Arizona State | 0-1 | 1988 | George Washington | 2-1 | 1997 |
| Arkansas | 25-32 | 2015 | Georgia | 53-55 | 2015 |
| Arkansas-Little Rock | 3-1 | 2005 | Georgia State | 2-0 | 2003 |
| Arkansas-Monticello | 1-0 | 1963 | Georgia Tech | 13-16 | 1975 |
| Arkansas-Pine Bluff | 2-0 | 2000 | Gonzaga | 0-1 | 1998 |
| Arkansas State | 9-3 | 2015 | Hattiesburg YMCA | 1-0 | 1925 |
| Atlanta Athletic Club | 1-1 | 1925 | Hawaii | 2-2 | 2011 |
| Auburn | 68-74 | 2015 | Holy Cross | 1-0 | 2006 |
| Auburn-Montgomery | 2-0 | 1982 | Houston | 2-5 | 2010 |
| Austin Peay State | 1-1 | 1993 | Houston Baptist | 1-0 | 1974 |
| Ball State | 1-1 | 1992 | Idaho | 1-1 | 2000 |
| Baylor | 2-1 | 2012 | Illinois-Chicago | 1-0 | 2002 |
| Baylor Medical School | 3-0 | 1925 | Illinois Wesleyan | 1-0 | 1987 |
| Belmont | 1-0 | 1999 | Indiana | 0-1 | 1986 |
| Bethune-Cookman | 1-0 | 2010 | Indiana State | 1-1 | 1976 |
| Birmingham AC | 5-3 | 1927 | Iowa | 0-2 | 1993 |
| Birmingham Boys Club | 0-2 | 1928 | Iowa State | 2-0 | 1980 |
| Birmingham YMCA | 0-1 | 1929 | Jackson State | 5-0 | 2014 |
| Birmingham YMHA | 1-0 | 1926 | Jacksonville | 4-0 | 2015 |
| Birmingham-Southern | 8-0 | 2005 | Jacksonville State | 4-0 | 2006 |
| Biscayne | 1-0 | 1978 | James Madison | 1-1 | 1998 |
| Bowling Green State | 1-1 | 1997 | Jonesboro (Ark.) YMCA | 0-1 | 1919 |
| Bradley | 1-0 | 2007 | Kansas State | 0-3 | 1994 |
| Brigham Young | 1-1 | 1996 | Kennesaw State | 1-0 | 2014 |
| Brownsville (Tenn.) AC | 1-0 | 1909 | Kentucky | 20-92 | 2015 |
| Butler | 0-1 | 2003 | Kentucky Wesleyan | 1-0 | 1977 |
| California | 0-2 | 2001 | Lafayette College | 1-0 | 2008 |
| California Irvine | 1-0 | 2008 | Laurel (Miss.) YMCA | 2-0 | 1925 |
| Catholic University | 1-0 | 1937 | Liberty | 1-0 | 2006 |
| Centenary | 7-0 | 2010 | Long Beach State | 1-0 | 1976 |
| Central Arkansas | 2-0 | 2013 | Long Island | 1-0 | 1993 |
| Charlotte | 3-1 | 2009 | LSU | 98-108 | 2015 |
| Chattanooga | 6-4 | 2006 | Louisiana College | 8-1 | 1971 |
| Chevrolet All-Stars | 0-1 | 1926 | Louisiana-Lafayette | 11-4 | 2003 |
| Chicago State | 1-0 | 1976 | Louisiana-Monroe | 13-2 | 2012 |
| Chicago YMCA College | 0-1 | 1920 | Louisiana Tech | 10-4 | 2008 |
| Christian Brothers | 5-0 | 1990 | Louisville | 1-3 | 1988 |
| Cincinnati | 2-2 | 2009 | Loyola (Chicago) | 1-2 | 2014 |
| Clayton State | 1-0 | 2015 | Loyola (New Orleans) | 5-1 | 1997 |
| Clemson | 0-3 | 2008 | Loyola Marymount | 2-0 | 2008 |
| Colgate | 1-0 | 1995 | Macon (Ga.) YMCA | 1-0 | 1925 |
| College of Charleston | 1-0 | 1974 | Mansfield State | 1-0 | 1978 |
| College of Memphis | 2-0 | 1909 | Marquette | 0-1 | 2013 |
| Colorado State | 0-1 | 1999 | Marshall | 0-1 | 1972 |
| Columbus (Miss.) AC | 2-0 | 1909 | Maryland | 3-0 | 1962 |
| Columbus (Miss.) AFB | 4-0 | 1946 | Maryland Eastern Shore | 1-0 | 2014 |
| Connecticut | 2-1 | 1996 | Maryville | 2-0 | 1913 |
| Cumberland | 2-0 | 1916 | Massachusetts | 0-1 | 2012 |
| Davidson | 1-1 | 1966 | McNeese State | 6-2 | 2015 |
| Dayton | 1-0 | 1976 | Memphis | 11-13 | 2008 |
| Delaware | 1-0 | 1990 | Memphis YMCA | 5-7 | 1929 |
| Delta State | 15-1 | 1987 | Mercer | 5-1 | 1989 |
| Denver | 1-0 | 1957 | Meridian All-Stars | 3-0 | 1930 |
| DePaul | 1-1 | 2010 | Meridian College | 1-0 | 1920 |
| Detroit | 2-1 | 2012 | Mexico City YMCA | 1-0 | 1937 |
| Drake | 2-0 | 1992 | Miami (Florida) | 2-2 | 2008 |
| Duke | 2-1 | 2005 | Miami (Ohio) | 0-2 | 2008 |
| East Carolina | 3-0 | 1990 | Michigan State | 0-1 | 1973 |
| East Tennessee State | 1-2 | 2011 | Middle Tennessee State | 1-0 | 1979 |
| Eastern Kentucky | 4-0 | 2012 | Millsaps | 16-2 | 1940 |
| Eastern Michigan | 1-1 | 1993 | Mississippi College | 54-21 | 1987 |
| Evansville | 1-1 | 1976 | Mississippi Valley State | 5-0 | 2015 |
| Fairleigh Dickinson | 1-0 | 2009 | Missouri | 3-4 | 2015 |
| Fairfield | 1-0 | 2005 | Missouri-Kansas City | 2-1 | 2005 |

MSU ALL-TIME SERIES RECORDS



| <u>Record</u> | <u>Record</u> | <u>Last Game</u> | <u>Opponent</u> | <u>Record</u> | <u>Last Game</u> |
|-------------------------------|---------------|------------------|---------------------------------|---------------|------------------|
| Missouri Western..... | 1-0 |1976 | • Sewanee..... | 10-1 |1973 |
| Mobile YMCA..... | 1-1 |1927 | • South Alabama..... | 12-1 |2012 |
| Monmouth..... | 1-0 |2004 | • South Carolina..... | 18-11 |2015 |
| Montana..... | 1-0 |1995 | • South Carolina Upstate..... | 0-1 |2015 |
| Montana State..... | 1-2 |2001 | • South Carolina State..... | 1-0 |2000 |
| Morehead State..... | 4-0 |1980 | • South Florida..... | 3-0 |2014 |
| Murray State..... | 7-2 |2008 | • Southeast Missouri State..... | 1-0 |1985 |
| Nashville Ramblers..... | 0-2 |1929 | • Southeastern Louisiana..... | 18-1 |2014 |
| Nebraska..... | 1-0 |1996 | • Southern California..... | 1-0 |1984 |
| New Orleans..... | 8-1 |2013 | • Southern Illinois..... | 2-2 |2008 |
| New Orleans YMCA..... | 0-1 |1909 | • SIU-Edwardsville..... | 1-0 |1974 |
| Nicholls State..... | 6-0 |2011 | • Southern Mississippi..... | 14-4 |2001 |
| North Alabama..... | 3-0 |2009 | • Southwest Missouri State..... | 1-0 |1998 |
| North Carolina..... | 0-6 |2013 | • Spring Hill..... | 2-0 |1961 |
| North Carolina A&T..... | 1-0 |2011 | • Stanford..... | 1-1 |2005 |
| North Carolina State..... | 1-0 |1926 | • Stetson..... | 1-0 |1966 |
| UNC Wilmington..... | 1-1 |1997 | • Syracuse..... | 0-3 |2005 |
| North Texas..... | 2-0 |2012 | • Tampa..... | 2-0 |1957 |
| Northeast Missouri State..... | 2-0 |1993 | • Tennessee..... | 42-79 |2015 |
| Northern Arizona..... | 1-0 |1994 | • Tennessee-Martin..... | 7-1 |2012 |
| Northwestern..... | 1-0 |2000 | • Tennessee State..... | 1-0 |2011 |
| Northwestern (La.) State..... | 6-1 |2012 | • Tennessee Tech..... | 4-0 |1998 |
| Oglethorpe..... | 2-0 |1936 | • Texas..... | 3-5 |2013 |
| Ohio State..... | 0-1 |1991 | • Texas A&M..... | 3-4 |2015 |
| Oklahoma..... | 3-0 |2003 | • Texas A&M-Corpus Christi..... | 2-0 |2008 |
| Ole Miss..... | 141-111 |2015 | • Texas Christian..... | 1-3 |2015 |
| Old Dominion..... | 3-2 |2010 | • Texas-Pan American..... | 2-0 |2010 |
| Oral Roberts..... | 1-0 |1979 | • Texas-San Antonio..... | 1-0 |2013 |
| Oregon..... | 1-0 |2008 | • Texas Southern..... | 1-0 |1997 |
| Oregon State..... | 1-1 |2015 | • Texas Tech..... | 0-1 |2009 |
| Ouachita Baptist..... | 1-0 |1949 | • Troy..... | 9-1 |2013 |
| Pacific..... | 1-0 |1980 | • Tulane..... | 54-39 |2015 |
| Park (Tenn.) Field..... | 0-1 |1919 | • Tulsa..... | 0-1 |2001 |
| Penn State..... | 1-0 |1998 | • UCLA..... | 1-1 |2010 |
| Pine Bluff (Ark.) YMCA..... | 0-3 |1922 | • Union..... | 12-0 |1961 |
| Pittsburgh..... | 1-0 |2001 | • UNLV..... | 0-2 |2014 |
| Portland..... | 1-0 |1981 | • Utah..... | 1-0 |1995 |
| Prairie View A&M..... | 2-0 |2014 | • Utah State..... | 2-1 |2015 |
| Princeton..... | 1-1 |1996 | • Valparaiso..... | 0-1 |2000 |
| Providence..... | 0-1 |2013 | • Vanderbilt..... | 47-77 |2015 |
| Purdue..... | 0-1 |1985 | • Vermont..... | 1-0 |1978 |
| Rail Lites..... | 0-2 |1929 | • Villanova..... | 0-1 |1994 |
| Rhode Island..... | 1-0 |1972 | • Virginia..... | 2-1 |1989 |
| Rhodes (Southwestern)..... | 12-0 |1959 | • Virginia Commonwealth..... | 1-0 |1996 |
| Rice..... | 3-0 |1989 | • Virginia Tech..... | 2-7 |2011 |
| Richmond..... | 2-2 |2010 | • Wake Forest..... | 1-3 |1997 |
| Rider..... | 1-1 |2010 | • Washington..... | 0-2 |2009 |
| Rutgers..... | 0-1 |2000 | • Washington State..... | 0-2 |2011 |
| St. Bonaventure..... | 2-0 |2010 | • Washington (St. Louis)..... | 0-1 |1955 |
| St. Joseph's (Pa.)..... | 1-3 |1998 | • Washington & Lee..... | 1-0 |1928 |
| St. Louis University..... | 1-1 |2015 | • West Virginia..... | 1-1 |2012 |
| St. Mary's (Calif.)..... | 1-1 |2011 | • Western Carolina..... | 1-0 |2015 |
| St. Paul's (La.)..... | 1-1 |1915 | • Western Kentucky..... | 3-3 |2010 |
| St. Stanislaus (Miss.)..... | 2-0 |1927 | • Western New Mexico..... | 1-0 |1988 |
| St. Thomas (Pa.)..... | 0-1 |1938 | • Wichita State..... | 0-3 |1987 |
| Sam Houston State..... | 1-0 |1999 | • Winthrop..... | 0-1 |2007 |
| Samford..... | 25-6 |1992 | • Wright State..... | 1-0 |2010 |
| San Diego..... | 2-1 |2011 | • Wyoming..... | 1-0 |1995 |
| San Jose State..... | 1-1 |1987 | • Xavier (Ohio)..... | 4-1 |2005 |
| Santa Clara..... | 3-0 |2006 | | | |



MSU NON-CONFERENCE SERIES RECORDS

AKRON (UA leads, 2-0)

2006: UA, 83-72 at Guaynabo, PR#
 2012: UA, 68-58 at Starkville
 # - San Juan Shootout
 At Neutral Sites: UA leads, 1-0
 At Starkville: UA leads, 1-0

ALABAMA A&M (MSU leads, 4-1)

2000: MSU, 89-67 at Starkville
 2001: MSU, 102-60 at Starkville
 2002: MSU, 70-45 at Starkville
 2003: MSU, 100-58 at Starkville
 2013: AA&M, 59-57 at Starkville
 At Starkville: MSU leads, 4-1

ALABAMA STATE (MSU leads, 3-0)

2007: MSU, 74-59 at Starkville
 2009: MSU, 76-67 at Starkville
 2011: MSU, 67-46 at Starkville
 At Starkville: MSU leads, 3-0

UAB (UAB leads, 4-3)

1983: MSU, 67-47 at Chattanooga#
 1984: UAB, 55-53 at Starkville
 1985: UAB, 65-63 at Birmingham
 1993: UAB, 73-68 at Birmingham
 1994: UAB, 66-63 (ot) at Starkville
 2003: MSU, 68-52 at Birmingham
 2004: MSU, 86-84 at Starkville
 # - Krystal Classic
 At Starkville: UAB leads, 2-1
 At Birmingham: UAB leads, 2-1
 At Neutral Sites: MSU leads, 1-0

ALASKA FAIRBANKS (MSU leads, 1-0)

1998: MSU, 66-64 (2ot) at Fairbanks#
 # - Can You Score Top of the World Cl.
 At Neutral Sites: MSU leads, 1-0

ALBANY (GA.) YMCA (YMCA leads, 1-0)

1925: YMCA, 40-23 at Albany
 At Albany: YMCA leads, 1-0

ALCORN STATE (MSU leads, 3-2)

1979: ASU, 80-78 at Starkville\$
 1980: MSU, 83-80 at Biloxi, MS#
 ASU, 82-75 at Mobile, AL@
 1991: MSU, 120-65 at Starkville
 2013: MSU, 60-42 at Starkville
 \$ - National Invitation Tournament
 # - Babe McCarthy Tip-Off Tourney
 @ - Senior Bowl Tournament
 At Starkville: Tied, 2-1
 At Neutral Sites: Tied, 1-1

AMORY INDEPENDENTS (MSU leads, 1-0)

1935: MSU, 58-21 at Starkville
 At Starkville: MSU leads, 1-0

APPALACHIAN STATE (MSU leads, 1-0)

2011: MSU, 76-74 at Starkville
 At Starkville: MSU leads, 1-0

ARIZONA (Tied, 2-2)

1971: UA, 77-75 at Greenville, SC#
 2001: MSU, 75-74 at Tucson@
 2005: UA, 68-64 at Anaheim, CA@
 2012: MSU, 67-57 at New York City!
 ! - 2K Sports Classic
 # - Poinsettia Classic
 @ - Bank One Fiesta Bowl Classic
 & - John R. Wooden Classic
 At Tucson: MSU leads, 1-0
 At Neutral Sites: UA leads, 2-1

ARIZONA STATE (ASU leads, 1-0)

1988: ASU, 70-69 at Honolulu, HI#
 # - Rainbow Classic
 At Neutral Sites: ASU leads, 1-0

ARKANSAS-LITTLE ROCK (MSU leads, 3-1)

1996: UALR, 70-68 at Starkville
 2002: MSU, 93-81 at Starkville
 2004: MSU, 68-58 at Little Rock
 2005: MSU, 83-53 at Starkville
 At Starkville: MSU leads, 2-1
 At Little Rock: MSU leads, 1-0

ARKANSAS-MONTICELLO (MSU leads, 1-0)

1963: MSU, 90-55 at Starkville
 At Starkville: MSU leads, 1-0

ARKANSAS-PINE BLUFF (MSU leads, 2-0)

1999: MSU, 105-53 at Jackson, MS
 2000: MSU, 107-67 at Starkville, MS
 At Starkville: MSU leads, 1-0
 At Neutral Sites: MSU leads, 1-0

ARKANSAS STATE (MSU leads, 9-3)

1951: ASU, 67-61 at Jonesboro
 1952: MSU, 67-43 at Starkville
 MSU, 64-63 at Jonesboro
 1954: MSU, 79-74 at Starkville
 MSU, 74-71 at Jonesboro
 1956: ASU, 76-61 at Jonesboro
 MSU, 86-78 at Starkville
 1959: MSU, 72-57 at Jonesboro
 MSU, 98-71 at Starkville
 2002: MSU, 91-83 at Starkville
 2006: MSU, 68-63 at Starkville
 2015: ASU, 69-55 at Starkville
 At Starkville: MSU leads, 6-1
 At Jonesboro: MSU leads, 3-2

ATLANTA ATHLETIC CLUB (Tied, 1-1)

1924: MSU, 42-33 at Atlanta
 1925: AAC, 29-25 at Atlanta
 At Atlanta: Tied, 1-1

AUBURN-MONTGOMERY (MSU leads, 2-0)

1979: MSU, 90-68 at Starkville
 1982: MSU, 68-43 at Starkville
 At Starkville: MSU leads, 2-0



MSU NON-CONFERENCE SERIES RECORDS

CENTENARY (MSU leads, 7-0)

1990: MSU, 96-80 at Shreveport#
 MSU, 112-74 at Starkville
 1998: MSU, 64-40 at Starkville
 1999: MSU, 59-54 at Starkville
 2000: MSU, 98-76 at Starkville
 2009: MSU, 77-55 at Starkville
 2010: MSU, 88-51 at Jackson, MS

- Century Cellunet Classic
 At Starkville: MSU leads, 5-0
 At Shreveport: MSU leads, 1-0
 At Neutral Sites: MSU leads, 1-0

CENTRAL ARKANSAS (MSU leads, 2-0)

1957: MSU, 102-80 at Starkville
 2013: MSU, 79-72 at Jackson, Miss.

At Starkville: MSU leads, 1-0
 At Neutral Sites: MSU leads, 1-0

CHARLOTTE (MSU leads, 3-1)

1972: MSU, 87-68 at Charlotte
 2006: MSU, 53-38 at Charlotte
 2007: MSU, 78-69 at Starkville
 2009: Charlotte, 70-64 at Starkville

At Starkville: Tied, 1-1
 At Charlotte: MSU leads, 2-0

CHATTANOOGA (MSU leads, 6-4)

1923: MSU, 33-21 at Atlanta, GA+
 1947: MSU, 52-31 at Starkville
 MSU, 58-52 at Chattanooga
 1982: MSU, 69-57 at Starkville
 1983: UTC, 62-54 at Chattanooga#
 1986: UTC, 48-47 at Starkville
 1987: UTC, 66-51 at Chattanooga
 1991: MSU, 76-70 at Chattanooga
 1992: UTC, 85-73 at Starkville
 2006: MSU, 64-48 at Starkville

+ - SIAA Tournament
 # - Krystal Classic
 At Starkville: MSU leads, 3-2
 At Chattanooga: Tied, 2-2
 At Neutral Sites: MSU leads, 1-0

CHEVROLET ALL-STARS (All-Stars lead, 1-0)

1926: All-Stars, 26-17 at Earle, AR

At Earle: All-Stars lead, 1-0

CHICAGO STATE (MSU leads, 1-0)

1976: MSU, 113-81 at Starkville

At Starkville: MSU leads, 1-0

CHICAGO YMCA COLLEGE (CC leads, 1-0)

1920: CC, 22-20 at Starkville

At Starkville: CC leads, 1-0

CHRISTIAN BROTHERS (MSU leads, 5-0)

1963: MSU, 106-71 at Starkville
 1974: MSU, 73-62 at Starkville
 1987: MSU, 77-52 at Starkville
 1988: MSU, 93-78 at Starkville
 1990: MSU, 86-51 at Starkville

At Starkville: MSU leads, 5-0

CINCINNATI (Tied, 2-2)

1980: MSU, 87-72 at Biloxi, MS#
 1996: MSU, 73-63 at Lexington, KY\$
 2002: UC, 90-56 at Las Vegas, NV@
 2009: UC, 75-63 at Cincinnati!

- Babe McCarthy Tip-Off Tourney
 \$ - NCAA Southeast Regional
 @ - Las Vegas Classic
 ! - SEC/Big East Challenge
 At Neutral Sites: Tied, 2-2

CLAYTON STATE (MSUU leads, 1-0)

2015: MSU, 59-46 at Starkville

At Starkville: MSU leads, 1-0

CLEMSON (CU leads, 3-0)

1982: CU, 59-32 at Houston, TX#
 2007: CU, 69-66 at Clemson
 2008: CU, 84-82 at Starkville

- Kettle Classic
 At Clemson: CU leads, 1-0
 At Starkville: CU leads, 1-0
 At Neutral Sites: CU leads, 1-0

COLGATE (MSU leads, 1-0)

1995: MSU, 80-76 at Missoula, MT#

- Missoulian/Coca-Cola Classic XV
 At Neutral Sites: MSU leads, 1-0

COLLEGE OF CHARLESTON (MSU leads, 1-0)

1974: MSU, 88-64 at Starkville

At Starkville: MSU leads, 1-0

COLLEGE OF MEMPHIS (MSU leads, 2-0)

1909: MSU, 27-14 at Starkville
 MSU, 25-8 at Starkville

At Starkville: MSU leads, 2-0

COLORADO STATE (CSU leads, 1-0)

1999: CSU, 69-56 at Fort Collins\$

\$ - National Invitation Tournament
 At Fort Collins: CSU leads, 1-0

COLUMBUS (MISS.) ATHLETIC CLUB (MSU leads, 2-0)

1909: MSU, 35-6 at Starkville
 MSU, 61-1 at Columbus

At Starkville: MSU leads, 1-0
 At Columbus: MSU leads, 1-0

COLUMBUS (MISS.) AFB (MSU leads, 4-0)

1945: MSU, 55-28 at Starkville
 MSU, 38-28 at Starkville

1946: MSU, 47-41 at Columbus
 MSU, 62-40 at Columbus

At Starkville: MSU leads, 2-0
 At Columbus: MSU leads, 2-0

MSU NON-CONFERENCE SERIES RECORDS



| | | | | |
|--|--------------------|---|--|---------------------|
| CONNECTICUT (MSU leads, 2-1) | | • | DEPAUL (Tied, 1-1) | |
| 1975: MSU, 89-87 | at Columbia, MO# | • | 1989: DU, 62-60 | at New Orleans, LA# |
| 1990: UC, 84-68 | at Hartford, CT@ | • | 2010: MSU, 76-45 | at Tampa, FL* |
| 1996: MSU, 60-55 | at Lexington, KY\$ | • | * - SEC/Big East Challenge | |
| # - <i>Show Me Classic</i> | | • | # - <i>USF&G Sugar Bowl Classic</i> | |
| @ - <i>Connecticut Mutual Classic</i> | | • | At Neutral Sites: Tied, 1-1 | |
| \$ - <i>NCAA Southeast Regional</i> | | • | | |
| At Hartford: UC leads, 1-0 | | • | DETROIT (MSU leads, 2-1) | |
| At Neutral Sites: MSU leads, 2-0 | | • | 1969: UD, 86-62 | at Detroit# |
| | | • | 2011: MSU, 82-76 | Starkville |
| CUMBERLAND (MSU leads, 2-0) | | • | 2012: MSU, 80-75 | at Detroit |
| 1916: MSU, 39-13 | at Starkville | • | # - <i>Motor City Classic</i> | |
| MSU, 42-8 | at Starkville | • | At Starkville, MSU leads, 1-0 | |
| At Starkville: MSU leads, 2-0 | | • | At Detroit: Tied, 1-1 | |
| | | • | DRAKE (MSU leads, 2-0) | |
| DAVIDSON (Tied, 1-1) | | • | 1991: MSU, 82-80 (ot) | at Des Moines |
| 1956: MSU, 89-82 | at Charlotte, NC# | • | 1992: MSU, 79-50 | at Starkville |
| 1966: DC, 72-60 | at Charlotte, NC@ | • | At Starkville: MSU leads, 1-0 | |
| # - <i>Carousel Classic</i> | | • | At Des Moines: MSU leads, 1-0 | |
| @ - <i>Charlotte Invitational</i> | | • | | |
| At Neutral Sites: Tied, 1-1 | | • | DUKE (MSU leads, 2-1) | |
| | | • | 1937: MSU, 33-29 | at Durham |
| DAYTON (MSU leads, 1-0) | | • | 1938: MSU, 25-23 | at Durham |
| 1976: MSU, 56-54 | at Dayton# | • | 2005: DU, 63-55 | at Charlotte, NC\$ |
| # - <i>Dayton Invitational</i> | | • | \$ - <i>NCAA Austin Regional</i> | |
| At Dayton: MSU leads, 1-0 | | • | At Durham: MSU leads, 2-0 | |
| | | • | At Neutral Sites: DU leads, 1-0 | |
| | | • | EAST CAROLINA (MSU leads, 3-0) | |
| DELAWARE (MSU leads, 1-0) | | • | 1973: MSU, 69-64 | at Monroe, LA# |
| 1990: MSU, 66-65 | at Hartford, CT# | • | 1989: MSU, 88-79 | at Starkville |
| # - <i>Connecticut Mutual Classic</i> | | • | 1990: MSU, 72-63 | at Greenville |
| At Neutral Sites: MSU leads, 1-0 | | • | # - <i>Pacemaker Classic</i> | |
| | | • | At Starkville: MSU leads, 1-0 | |
| | | • | At Greenville: MSU leads, 1-0 | |
| | | • | At Neutral Sites: MSU leads, 1-0 | |
| DELTA STATE (MSU leads, 15-1) | | • | EAST TENNESSEE STATE (ETSU leads, 2-1) | |
| 1935: MSU, 48-29 | at Starkville | • | 1988: MSU, 86-59 | at Starkville |
| 1938: MSU, 51-35 | at Starkville | • | 1989: ETSU, 91-82 | at Johnson City |
| 1961: MSU, 92-53 | at Starkville | • | 2011: ETSU, 63-62 | at Starkville |
| MSU, 99-77 | at Cleveland | • | At Starkville: Tied, 1-1 | |
| 1962: MSU, 84-55 | at Starkville | • | At Johnson City: ETSU leads, 1-0 | |
| MSU, 106-76 | at Cleveland | • | | |
| 1963: MSU, 106-77 | at Starkville | • | EASTERN KENTUCKY (MSU leads, 4-0) | |
| 1964: MSU, 67-52 | at Cleveland | • | 1991: MSU, 94-67 | at Starkville |
| 1965: MSU, 82-63 | at Jackson, MS# | • | 1992: MSU, 87-68 | at Richmond |
| 1967: MSU, 68-65 | at Cleveland | • | 1999: MSU, 75-62 | at Oakland, CA# |
| 1968: MSU, 80-64 | at Starkville | • | 2012: MSU, 76-66 | at Starkville |
| 1970: MSU, 86-64 | at Starkville | • | # - <i>Golden Bear Classic</i> | |
| 1971: MSU, 59-55 | at Cleveland | • | At Starkville: MSU leads, 2-0 | |
| 1985: MSU, 76-58 | at Starkville | • | At Richmond: MSU leads, 1-0 | |
| 1986: DSU, 56-53 | at Starkville | • | At Neutral Sites: MSU leads, 1-0 | |
| 1987: MSU, 68-56 | at Starkville | • | | |
| # - <i>Magnolia Invitational</i> | | • | EASTERN MICHIGAN (Tied, 1-1) | |
| At Starkville: MSU leads, 9-1 | | • | 1991: EMU, 76-56 | at Syracuse, NY\$ |
| At Cleveland: MSU leads, 5-0 | | • | 1993: MSU, 74-58 | at San Juan, PR@ |
| At Neutral Sites: MSU leads, 1-0 | | • | \$ - <i>NCAA East Regional</i> | |
| | | • | @ - <i>San Juan Shootout</i> | |
| | | • | At Neutral Sites: Tied, 1-1 | |
| DENVER (MSU leads, 1-0) | | • | | |
| 1957: MSU, 69-65 | at Evansville, IN# | • | | |
| # - <i>Evansville Holiday Tournament</i> | | • | | |
| At Neutral Sites: MSU leads, 1-0 | | • | | |



MSU NON-CONFERENCE SERIES RECORDS

EVANSVILLE
(Tied, 1-1)

1975: MSU, 90-69 at Starkville
 1976: UE, 85-73 at Evansville

At Starkville: MSU leads, 1-0
 At Evansville: UE leads, 1-0

FAIRLEIGH DICKINSON
(MSU leads, 1-0)

2009: MSU, 84-58 at Starkville

At Starkville MSU leads, 1-0

FAIRFIELD
(MSU leads, 1-0)

2005: MSU, 53-49 at Birmingham, AL#

- Coaches vs. Cancer Classic
 At Neutral Sites: MSU leads, 1-0

FLORIDA A&M
(MSU leads, 3-0)

2002: MSU, 92-55 at Starkville
 2005: MSU, 104-80 at Starkville
 2014: MSU, 78-65 at Starkville

At Starkville: MSU leads, 3-0

FLORIDA ATLANTIC
(MSU leads, 2-1)

2011: FAU, 61-59 at Starkville
 2012: MSU, 75-68 at Starkville
 2013: MSU, 78-58 at Starkville

At Starkville: MSU leads, 2-1

Florida Gulf Coast
(MSU leads, 1-0)

2014: MSU, 66-53 at Starkville

At Starkville: MSU leads, 1-0

FLORIDA INTERNATIONAL
(MSU leads, 2-0)

1983: MSU, 102-66 at Starkville
 1993: MSU, 58-51 at San Juan, PR#

- San Juan Shootout
 At Starkville: MSU leads, 1-0
 At Neutral Sites: MSU leads, 1-0

FLORIDA STATE
(MSU leads, 5-4)

1952: MSU, 75-47 at Starkville
 1953: FSU, 82-52 at Tallahassee
 1954: MSU, 87-75 at Starkville
 1955: FSU, 91-76 at Starkville
 FSU, 102-86 at Tallahassee
 1956: MSU, 79-71 (ot) at Charlotte, NC#
 1999: FSU, 69-58 at Honolulu, HI@
 2007: MSU, 86-71 at Starkville\$
 2015: MSU, 62-55 at Starkville

- Carrousel Classic
 @ - Outrigger Hotels Rainbow Classic
 \$ - MasterCard NIT

At Starkville: MSU leads, 4-1
 At Tallahassee: FSU leads, 2-0
 At Neutral Sites: Tied, 1-1

FLORIDA TECH
(MSU leads, 1-0)

1994: MSU, 95-61 at Starkville

At Starkville: MSU leads, 1-0

FORT BENNING (GA.)
(MSU leads, 1-0)

1925: MSU, 41-38 at Fort Benning

At Fort Benning: MSU leads, 1-0

FRESNO STATE
(Tied, 1-1)

1981: FSU, 58-45 at Fresno#
 1997: MSU, 62-60 at San Juan, PR@

- Sun Met Classic
 @ - Puerto Rico Holiday Classic

At Fresno: FSU leads, 1-0
 At Neutral Sites: MSU leads, 1-0

FURMAN
(MSU leads, 4-0)

1920: MSU, 69-26 at Greenville
 1921: MSU, 41-7 at Atlanta, GA+
 1923: MSU, 47-23 at Atlanta, GA+
 1971: MSU, 84-74 at Greenville#

+ - SIAA Tournament
 # - Poinsettia Classic

At Greenville: MSU leads, 2-0
 At Neutral Sites: MSU leads, 2-0

GEORGE MASON
(Tied, 1-1)

2006: MSU, 63-61 at Starkville
 2007: GMU, 63-59 at Fairfax

At Starkville: MSU leads, 1-0
 At Fairfax: GMU leads, 1-0

GEORGE WASHINGTON
(MSU leads, 2-1)

1964: MSU, 89-81 at Owensboro, KY#
 1968: MSU, 70-55 at Houston, TX@
 1997: GW, 57-36 at Landover, MD&

- All-American Tournament
 @ - Bluebonnet Classic
 & - Franklin National Bank Classic

At Neutral Sites: MSU leads, 2-1

GEORGIA STATE
(MSU leads, 2-0)

2002: MSU, 72-63 at Atlanta, GA#
 2003: MSU, 78-54 at Jackson, MS

- Chick-fil-A Peach Bowl Cl. for Kids
 At Neutral Sites: MSU leads, 2-0

GEORGIA TECH
(GT leads, 16-13)

1922: GT, 34-30 at Atlanta+
 1923: MSU, 45-31 at Starkville
 MSU, 25-19 at Atlanta+
 1924: MSU, 40-32 at Atlanta
 MSU, 51-28 at Starkville
 1926: MSU, 31-20 at Atlanta!
 1927: GT, 40-24 at Atlanta!
 1937: GT, 43-30 at Knoxville, TN*
 1943: MSU, 48-41 at Louisville, KY*
 1945: GT, 60-33 at Louisville, KY*
 1947: GT, 65-52 at Louisville, KY*
 1951: GT, 55-46 at Starkville
 1952: GT, 66-64 at Atlanta
 1953: MSU, 66-62 at Starkville
 1954: MSU, 75-74 at Atlanta
 1955: GT, 90-71 at Starkville
 1956: GT, 87-59 at Atlanta

MSU NON-CONFERENCE SERIES RECORDS



1957: GT, 80-77 at Atlanta
 1958: GT, 78-61 at Atlanta
 1959: MSU, 75-67 at Starkville
 1960: GT, 82-60 at Atlanta
 1961: MSU, 62-61 (ot) at Starkville
 1962: MSU, 57-56 at Atlanta
 1963: MSU, 81-69 at Starkville
 1964: GT, 59-45 at Atlanta
 1965: GT, 83-65 at Starkville
 GT, 75-73 at Atlanta
 1974: MSU, 85-77 at Atlanta
 1975: GT, 64-61 at Starkville

+ - SIAA Tournament
 ! - Southern Conference Tournament
 * - SEC Tournament
 At Starkville: MSU leads, 6-4
 At Atlanta: GT leads, 9-6
 At Neutral Sites: GT leads, 3-1

GONZAGA (GU leads, 1-0)

1998: GU, 70-68 at Fairbanks, AK#
 # - Can You Score Top of the World Cl.
 At Neutral Sites: GU leads, 1-0

HATTIESBURG YMCA (MSU leads, 1-0)

1925: MSU, 22-19 at Hattiesburg
 At Hattiesburg: MSU leads, 1-0

HAWAII (Tied, 2-2)

1969: UH, 74-69 at Lafayette, LA#
 1973: MSU, 97-85 at Mobile, AL@
 1988: MSU, 68-55 at Honolulu&
 2011: UH, 68-57 at Honolulu^
 # - Bayou Classic
 @ - Senior Bowl Tournament
 & - Rainbow Classic
 ^ - Diamondhead Classic
 At Honolulu: Tied, 1-1
 At Neutral Sites: Tied, 1-1

HOLY CROSS (MSU leads, 1-0)

2006: MSU, 76-75 at Guaynabo, PR#
 # - San Juan Shootout
 At Neutral Sites: MSU leads, 1-0

HOUSTON (UH leads, 5-2)

1963: UH, 79-76 (ot) at New Orleans#
 1964: UH, 69-61 at Houston@
 1982: UH, 96-49 at Houston&
 1983: UH, 74-65 at Houston
 1984: UH, 68-62 at Starkville
 2009: MSU, 82-65 at Starkville
 2010: MSU, 70-64 at Houston
 # - Sugar Bowl Tournament
 @ - Bluebonnet Tournament
 & - Kettle Classic
 At Starkville: Tied, 1-1
 At Houston: UH leads, 3-1
 At Neutral Sites: UH leads, 1-0

HOUSTON BAPTIST (MSU leads, 1-0)

1974: MSU, 85-74 at Starkville
 At Starkville: MSU leads, 1-0

IDAHO (Tied, 1-1)

1987: UI, 70-67 (ot) at Portland, OR#
 2000: MSU, 86-81 at Bozeman, MT@
 # - Far West Classic
 @ - Holiday Stores/Touch America Cl.
 At Neutral Sites: Tied, 1-1

ILLINOIS-CHICAGO (MSU leads, 1-0)

2002: MSU, 77-74 at Las Vegas, NV#
 # - Las Vegas Classic
 At Neutral Sites: MSU leads, 1-0

ILLINOIS WESLEYAN (MSU leads, 1-0)

1987: MSU, 83-78 at Starkville
 At Starkville: MSU leads, 1-0

INDIANA (IU leads, 1-0)

1986: IU, 74-43 at Indianapolis, IN#
 # - Hoosier Classic
 At Neutral Sites: IU leads, 1-0

INDIANA STATE (Tied, 1-1)

1975: ISU, 82-72 at Terre Haute#
 1976: MSU, 85-82 at Starkville
 # - Indiana Hall of Fame Classic
 At Starkville: MSU leads, 1-0
 At Terre Haute: ISU leads, 1-0

IOWA (UI leads, 2-0)

1980: UI, 81-62 at Dayton, OH#
 1993: UI, 69-54 at Iowa City@
 # - Dayton Invitational
 @ - Amana Hawkeye Classic
 At Iowa City: UI leads, 1-0
 At Neutral Sites: UI leads, 1-0

IOWA STATE (MSU leads, 2-0)

1979: MSU, 80-70 at Jackson, MS
 1980: MSU, 84-63 at Ames
 At Ames: MSU leads, 1-0
 At Neutral Sites: MSU leads, 1-0

JACKSON STATE (MSU leads, 5-0)

1985: MSU, 77-46 at Starkville
 1986: MSU, 77-62 at Jackson
 2003: MSU, 71-56 at Starkville
 2010: MSU, 81-67 at Starkville
 2014: MSU, 58-56 at Starkville
 At Starkville: MSU leads, 4-0
 At Jackson: MSU leads, 1-0



MSU NON-CONFERENCE SERIES RECORDS

JACKSONVILLE
(MSU leads, 4-0)

1991: MSU, 79-65 at Jacksonville
 1992: MSU, 77-74 at Starkville
 2003: MSU, 100-65 at Starkville
 2015: MSU, 70-47 at Starkville
 At Starkville: MSU leads, 3-0
 At Jacksonville: MSU leads, 1-0

JACKSONVILLE STATE
(MSU leads, 4-0)

1999: MSU, 73-54 at Starkville
 2000: MSU, 73-61 at Jacksonville
 2005: MSU, 95-53 at Jackson, MS
 2006: MSU, 104-80 at Jackson, MS
 At Starkville: MSU leads, 1-0
 At Jacksonville: MSU leads, 1-0
 At Neutral Sites: MSU leads, 2-0

JAMES MADISON
(Tied, 1-1)

1997: JMU, 75-72 at Starkville
 1998: MSU, 73-69 at Harrisonburg
 At Starkville: JMU leads, 1-0
 At Harrisonburg: MSU leads, 1-0

JONESBORO YMCA
(YMCA leads, 1-0)

1919: YMCA, 46-25 at Jonesboro
 At Jonesboro: YMCA leads, 1-0

KANSAS STATE
(KSU leads, 3-0)

1985: KSU, 67-58 at Manhattan
 1986: KSU, 63-58 at Starkville
 1994: KSU, 78-67 at Manhattan\$
 \$ - National Invitation Tournament
 At Starkville: KSU leads, 1-0
 At Manhattan: KSU leads, 2-0

KENNESAW STATE
(MSU leads, 1-0)

2014: MSU, 78-55 at Starkville
 At Starkville: MSU leads, 1-0

KENTUCKY WESLEYAN
(MSU leads, 1-0)

1977: MSU, 89-49 at Starkville
 At Starkville: MSU leads, 1-0

LAFAYETTE COLLEGE
(MSU leads, 1-0)

2008: MSU, 77-53 at Jackson, MS
 At Jackson: MSU leads, 1-0

LAUREL YMCA
(MSU leads, 2-0)

1916: MSU, 38-25 at Laurel
 1925: MSU, 30-25 at Laurel
 At Laurel: MSU leads, 2-0

LIBERTY
(MSU leads, 1-0)

2006: MSU, 78-67 at Guaynabo, PR#
 # - San Juan Shootout
 At Neutral Sites: MSU leads, 1-0

LONG BEACH STATE
(MSU leads, 1-0)

1976: MSU, 70-57 at Dayton, OH#
 # - Dayton Invitational
 At Neutral Sites: MSU leads, 1-0

LONG ISLAND
(MSU leads, 1-0)

1993: MSU, 61-52 at Iowa City, IA#
 # - Amana Hawkeye Classic
 At Neutral Sites: MSU leads, 1-0

LOUISIANA COLLEGE
(MSU leads, 8-1)

1960: MSU, 90-61 at Starkville
 1961: MSU, 117-86 at Jackson, MS
 1962: MSU, 113-70 at Starkville
 1963: MSU, 83-59 at Starkville
 1964: MSU, 84-67 at Starkville
 1966: MSU, 92-77 at Starkville
 1969: MSU, 79-69 at Starkville
 1970: LC, 77-71 at Pineville
 1971: MSU, 73-54 at Starkville
 At Starkville: MSU leads, 7-0
 At Pineville: LC leads, 1-0
 At Neutral Sites: MSU leads, 1-0

LOUISIANA-LAFAYETTE
(MSU leads, 11-4)

1962: MSU, 88-61 at Starkville
 1965: MSU, 74-73 at Starkville
 1966: MSU, 88-73 at Starkville
 1969: ULL, 81-70 at Lafayette#
 1976: MSU, 96-75 at Starkville
 1977: MSU, 78-72 at Lafayette
 1981: MSU, 75-71 at Fresno, CA@
 1983: MSU, 65-56 at New Orleans&
 1987: ULL, 62-56 at Portland, OR^
 1992: MSU, 86-77 (ot) at Lafayette%
 1999: ULL, 60-58 at Oakland, CA~
 MSU, 62-58 at Honolulu, HI?
 2001: MSU, 90-80 at Tucson, AZ=
 2002: MSU, 79-71 at Lafayette
 2003: ULL, 79-76 at Starkville

- Bayou Classic
 @ - Sun Met Classic
 & - Sugar Bowl Classic
 ^ - Far West Classic
 % - Louisiana Classics Tip-Off
 ~ - Golden Bear Classic
 ? - Outrigger Hotels Rainbow Classic
 = - Bank One Fiesta Bowl Classic
 At Starkville: MSU leads, 4-1
 At Lafayette: MSU leads, 3-1
 At Neutral Sites: MSU leads, 4-2

LOUISIANA-MONROE
(MSU leads, 13-2)

1962: MSU, 89-79 at Starkville
 1963: MSU, 79-56 at Monroe
 1965: MSU, 72-71 at Starkville
 1966: ULM, 78-72 (ot) at Starkville
 1967: MSU, 81-70 at Monroe
 1978: ULM, 89-78 at Starkville
 1990: MSU, 75-68 at Shreveport, LA#
 1993: MSU, 75-67 at Starkville
 1994: MSU, 73-67 at Monroe
 1995: MSU, 70-56 at Starkville

MSU NON-CONFERENCE SERIES RECORDS



| | | | | |
|----------------------------------|-----------------------|---|-------------------------------------|-----------------|
| 1996: MSU, 66-60 | at Monroe | • | MACON YMCA | |
| 2002: MSU, 104-67 | at Southaven, MS@ | • | (MSU leads, 1-0) | |
| 2004: MSU, 76-52 | at Starkville | • | 1925: MSU, 26-24 | at Macon |
| 2009: MSU, 78-49 | at Starkville | • | At Macon: MSU leads, 1-0 | |
| 2012: MSU, 78-63 | at Starkville | • | | |
| # - Century Cellunet Classic | | • | MANSFIELD STATE | |
| @ - Las Vegas Classic | | • | (Miss. State leads, 1-0) | |
| At Starkville: MSU leads, 7-2 | | • | 1978: MSU, 74-54 | at Starkville |
| At Monroe: MSU leads, 4-0 | | • | At Starkville: MSU leads, 1-0 | |
| At Neutral Sites: MSU leads, 2-0 | | • | | |
| | | • | MARQUETTE | |
| LOUISIANA TECH | | • | (MU leads, 1-0) | |
| (MSU leads, 10-4) | | • | 2013: MU, 89-62 | at Maui, HI@ |
| 1948: LTU, 53-43 | at Starkville | • | @ - Maui Classic | |
| 1960: LTU, 71-62 | at Jackson, MS | • | At Neutral Sites: MU leads, 1-0 | |
| 1961: LTU, 61-60 | at Ruston | • | | |
| 1962: MSU, 81-58 | at Starkville | • | MARSHALL | |
| 1963: MSU, 80-61 | at Ruston | • | (MU leads, 1-0) | |
| 1964: MSU, 105-61 | at Starkville | • | 1972: MU, 95-69 | at Huntington# |
| 1965: MSU, 82-78 | at Ruston | • | # - Marshall Invitational | |
| 1966: MSU, 82-70 | at Starkville | • | At Huntington: MU leads, 1-0 | |
| 1967: MSU, 90-73 | at Ruston | • | | |
| 1969: MSU, 83-73 | at Starkville | • | MARYLAND | |
| 1970: LTU, 78-71 | at Ruston | • | (MSU leads, 3-0) | |
| 2001: MSU, 68-63 | at Starkville | • | 1926: MSU, 22-19 | at Atlanta, GA! |
| 2003: MSU, 78-38 | at Starkville | • | 1959: MSU, 56-45 | at New Orleans# |
| 2008: MSU, 75-45 | at Starkville | • | 1962: MSU, 64-62 | at New Orleans# |
| At Starkville: MSU leads, 7-1 | | • | ! - Southern Conference Tournament | |
| At Ruston: MSU leads, 3-2 | | • | # - Sugar Bowl Tournament | |
| At Neutral Sites: LTU leads, 1-0 | | • | At Neutral Sites: MSU leads, 3-0 | |
| | | • | | |
| | | • | MARYLAND EASTERN SHORE | |
| LOUISVILLE | | • | (MSU leads, 1-0) | |
| (UL leads, 3-1) | | • | 2014: MSU, 77-63 | at Starkville |
| 1951: UL, 87-53 | at Louisville | • | At Starkville: MSU leads, 1-0 | |
| 1955: UL, 113-64 | at Louisville | • | | |
| 1979: MSU, 80-73 | at Louisville# | • | MARYVILLE | |
| 1988: UL, 86-62 | at Honolulu, HI@ | • | (MSU leads, 2-0) | |
| # - Louisville Holiday Classic | | • | 1913: MSU, 49-13 | at Starkville |
| @ - Rainbow Classic | | • | 1913: MSU, 35-18 | at Starkville |
| At Louisville: UL leads, 2-1 | | • | At Starkville: MSU leads, 2-0 | |
| At Neutral Sites: UL leads, 1-0 | | • | | |
| | | • | MASSACHUSETTS | |
| LOYOLA (CHICAGO) | | • | (UMass leads, 1-0) | |
| (LU leads, 2-1) | | • | 2012: UMass, 101-96 | at Starkville# |
| 1963: LU, 61-51 | at East Lansing, MI\$ | • | # - NIT | |
| 2013: LU, 59-51 | at Chicago | • | At Starkville: MSU leads, 2-0 | |
| 2014: MSU, 65-64 (ot) | at Starkville | • | | |
| \$ - NCAA Mid-east Regional | | • | MCNEESE STATE | |
| At Neutral Sites: LU leads, 1-0 | | • | (Miss. State leads, 6-2) | |
| At Chicago, LU leads, 1-0 | | • | 1986: McNeese, 76-67 | at Lake Charles |
| At Starkville, MSU leads, 1-0 | | • | 1988: MSU, 76-66 | at Jackson, MS |
| | | • | 2001: MSU, 83-74 | at Starkville |
| LOYOLA (NEW ORLEANS) | | • | 2002: MSU, 70-58 | at Dallas, TX\$ |
| (MSU leads, 5-1) | | • | 2003: MSU, 81-65 | at Starkville |
| 1927: MSU, 38-15 | at New Orleans | • | 2004: MSU, 92-69 | at Starkville |
| 1937: MSU, 59-44 | at Starkville | • | 2007: MSU, 89-63 | at Starkville |
| MSU, 37-25 | at Starkville | • | 2015: McNeese, 66-47 | at Starkville |
| 1960: MSU, 76-60 | at Starkville | • | \$ - NCAA Midwest Regional | |
| 1961: LU, 83-60 | at New Orleans | • | At Starkville: MSU leads, 4-1 | |
| 1997: MSU, 98-32 | at Starkville | • | At Lake Charles: McNeese leads, 1-0 | |
| At Starkville: MSU leads, 4-0 | | • | At Neutral Sites: MSU leads, 2-0 | |
| At New Orleans: Tied, 1-1 | | • | | |
| | | • | MEMPHIS | |
| LOYOLA MARYMOUNT | | • | (Memphis leads, 13-11) | |
| (MSU leads, 2-0) | | • | 1947: MSU, 51-38 | at Memphis |
| 2007: MSU, 61-37 | at Starkville | • | 1952: MSU, 60-58 | at Memphis |
| 2008: MSU, 85-54 | at Los Angeles | • | 1955: UM, 94-68 | at Memphis |
| At Starkville: MSU leads, 1-0 | | • | 1956: UM, 105-73 | at Memphis |
| At Los Angeles: MSU leads, 1-0 | | • | 1957: UM, 89-78 | at Starkville |
| | | • | UM, 86-83 | at Memphis |



MSU NON-CONFERENCE SERIES RECORDS

MURRAY STATE

(Miss. State leads, 7-2)

| | | |
|-------|------------|---------------|
| 1941: | MUR, 56-36 | at Murray |
| 1957: | MUR, 91-80 | at Murray |
| 1958: | MSU, 86-69 | at Starkville |
| | MSU, 75-57 | at Murray |
| 1959: | MSU, 63-62 | at Murray |
| | MSU, 63-48 | at Starkville |
| 1961: | MSU, 94-81 | at Starkville |
| 1962: | MSU, 69-57 | at Murray |
| 2008: | MSU, 78-61 | at Starkville |

At Starkville: Miss. St. leads, 4-0

At Murray: Miss. St. leads, 3-2

NASHVILLE RAMBLERS

(NR leads, 2-0)

| | | |
|-------|-----------|--------------|
| 1924: | NR, 32-28 | at Nashville |
| 1929: | NR, 26-14 | at Nashville |

At Nashville: NR leads, 2-0

NEBRASKA

(MSU leads, 1-0)

| | | |
|-------|------------|------------------|
| 1996: | MSU, 69-66 | at Portland, OR# |
|-------|------------|------------------|

- Ford Far West Classic

At Neutral Sites: MSU leads, 1-0

NEW ORLEANS

(MSU leads, 8-1)

| | | |
|-------|------------|------------------|
| 1977: | MSU, 86-83 | at Starkville |
| 1989: | MSU, 76-65 | at Starkville |
| 1990: | MSU, 62-55 | at New Orleans |
| | UNO, 65-60 | at New Orleans\$ |
| 2004: | MSU, 77-59 | at Tupelo, MS |
| 2005: | MSU, 74-59 | at New Orleans |
| 2006: | MSU, 67-59 | at Starkville |
| 2007: | MSU, 89-63 | at Jackson, MS |
| 2013: | MSU, 97-46 | at Starkville |

\$ - National Invitation Tournament

At Starkville: MSU leads, 4-0

At New Orleans: MSU leads, 2-1

At Neutral Sites: MSU leads, 2-0

NEW ORLEANS YMCA

(YMCA leads, 1-0)

| | | |
|-------|-------------|----------------|
| 1909: | YMCA, 22-20 | at New Orleans |
|-------|-------------|----------------|

At New Orleans: YMCA leads, 1-0

NICHOLLS STATE

(MSU leads, 6-0)

| | | |
|-------|------------|---------------|
| 1995: | MSU, 81-65 | at Starkville |
| 2002: | MSU, 95-59 | at Starkville |
| 2005: | MSU, 98-69 | at Starkville |
| 2007: | MSU, 90-55 | at Starkville |
| 2009: | MSU, 74-68 | at Jackson |
| 2011: | MSU, 67-58 | at Starkville |

At Starkville: MSU leads, 5-0

At Jackson MSU leads, 1-0

NORTH ALABAMA

(MSU leads, 3-0)

| | | |
|-------|-------------|---------------|
| 1983: | MSU, 80-49 | at Starkville |
| 1984: | MSU, 70-64 | at Starkville |
| 2009: | MSU, 106-61 | at Starkville |

At Starkville: MSU leads, 3-0

NORTH CAROLINA

(UNC leads, 6-0)

| | | |
|-------|------------|-----------------|
| 1924: | UNC, 33-23 | at Atlanta, GA! |
|-------|------------|-----------------|

| | | |
|---------|------------|--------------------|
| • 1926: | UNC, 38-23 | at Atlanta, GA! |
| • 1929: | UNC, 43-18 | at Atlanta, GA! |
| • 1965: | UNC, 84-80 | at Blacksburg, VA# |
| • 2010: | UNC, 76-74 | at Starkville@ |
| • 2013: | UNC, 95-49 | at Maui, HI^ |

- ^ - Maui Classic
- @ - NIT
- ! - Southern Conference Tournament
- # - Virginia Tech Invitational
- At Neutral Sites: UNC leads, 5-0
- At Starkville: UNC leads, 1-0

North Carolina A&T

(MSU leads, 1-0)

| | | |
|---------|------------|---------------|
| • 2011: | MSU, 74-58 | at Starkville |
|---------|------------|---------------|

• At Starkville: MSU leads, 1-0

NORTH CAROLINA STATE

(MSU leads, 1-0)

| | | |
|---------|------------|-----------------|
| • 1926: | MSU, 32-29 | at Atlanta, GA! |
|---------|------------|-----------------|

• ! - Southern Conference Tournament

• At Neutral Sites: MSU leads, 1-0

UNC WILMINGTON

(Tied, 1-1)

| | | |
|---------|-------------|---------------|
| • 1996: | MSU, 77-54 | at Starkville |
| • 1997: | UNCW, 71-54 | at Wilmington |

• At Starkville: MSU leads, 1-0

• At Wilmington: UNCW leads, 1-0

NORTH TEXAS

(MSU leads, 2-0)

| | | |
|---------|------------|----------------|
| • 1973: | MSU, 66-65 | at Monroe, LA# |
| • 2012: | MSU, 82-59 | at Starkville |

• # - Pacemaker Classic

• At Neutral Sites: MSU leads, 1-0

• At Starkville: MSU leads, 1-0

NORTHEAST MISSOURI ST.

(MSU leads, 2-0)

| | | |
|---------|-------------|---------------|
| • 1977: | MSU, 107-58 | at Starkville |
| • 1993: | MSU, 75-48 | at Starkville |

• At Starkville: MSU leads, 2-0

NORTHERN ARIZONA

(MSU leads, 1-0)

| | | |
|---------|------------|---------------|
| • 1994: | MSU, 85-64 | at Tempe, AZ# |
|---------|------------|---------------|

• # - ASU-Tribune Classic

• At Neutral Sites: MSU leads, 1-0

NORTHWESTERN

(MSU leads, 1-0)

| | | |
|---------|------------|---------------------|
| • 2000: | MSU, 70-65 | at St. Charles, MO# |
|---------|------------|---------------------|

• # - USBWA Hoop & Quill Classic

• At Neutral Sites: MSU leads, 1-0

NORTHWESTERN STATE

(MSU leads, 6-1)

| | | |
|---------|-----------------|---------------|
| • 1983: | MSU, 97-59 | at Starkville |
| • 1995: | MSU, 98-58 | at Starkville |
| • 1997: | MSU, 78-61 | at Starkville |
| • 1998: | MSU, 84-73 | at Starkville |
| • 1999: | MSU, 75-46 | at Tupelo, MS |
| • 2006: | NSU, 76-75 (ot) | at Starkville |
| • 2012: | MSU, 82-67 | at Jackson |

• At Starkville: MSU leads, 4-1

• At Neutral Sites: MSU leads, 2-0

MSU NON-CONFERENCE SERIES RECORDS



| | | | |
|---|----------------------------|---|--------------------|
| <p>OGLETHORPE (MSU leads, 2-0)</p> | | <p>PARK AVIATION FIELD (PAF leads, 1-0)</p> | |
| 1936: MSU, 57-23 | at Starkville | 1919: PAF, 28-18 | at Memphis |
| MSU, 47-26 | at Starkville | <i>At Memphis: PAF leads, 1-0</i> | |
| <i>At Starkville: MSU leads, 2-0</i> | | | |
| <p>OHIO STATE (OSU leads, 1-0)</p> | | <p>PENN STATE (MSU leads, 1-0)</p> | |
| 1991: OSU, 82-80 | at W. Palm Beach# | 1998: MSU, 58-57 | at El Paso, TX# |
| # - Eastern Airlines Palm Beach Cl. | | | |
| <i>At Neutral Sites: OSU leads, 1-0</i> | | | |
| <p>OKLAHOMA (MSU leads, 3-0)</p> | | <p>PINE BLUFF YMCA (YMCA leads, 3-0)</p> | |
| 1996: MSU, 76-71 | at Norman | 1921: YMCA, 18-15 | at Pine Bluff |
| 1998: MSU, 67-65 (ot) | at Starkville | 1922: YMCA, 32-22 | at Pine Bluff |
| 2003: MSU, 54-45 | at New Orleans, LA# | <i>YMCA, 26-25 at Pine Bluff</i> | |
| # - Nokia Sugar Bowl Basketball Cl. | | | |
| <i>At Starkville: MSU leads, 1-0</i> | | | |
| <i>At Norman: MSU leads, 1-0</i> | | | |
| <i>At Neutral Sites: MSU leads, 1-0</i> | | | |
| <p>OLD DOMINION (MSU leads, 3-2)</p> | | <p>PITTSBURGH (MSU leads, 1-0)</p> | |
| 1977: ODU, 82-78 | at Norfolk# | 2001: MSU, 66-61 | at Pittsburgh\$ |
| 1997: MSU, 80-73 | at Starkville | <i>\$ - TiVo National Invitation Tourney</i> | |
| ODU, 72-71 (ot) | at San Juan, PR@ | <i>At Pittsburgh: MSU leads, 1-0</i> | |
| 1998: MSU, 62-57 | at Norfolk | <p>PORTLAND (MSU leads, 1-0)</p> | |
| 2010: MSU, 69-55 | at South Padre Island, TX! | 1981: MSU, 46-45 | at Las Vegas, NV# |
| ! - South Padre Island Invitational | | | |
| # - Old Dominion Classic | | | |
| @ - Puerto Rico Holiday Classic | | | |
| <i>At Starkville: MSU leads, 1-0</i> | | | |
| <i>At Norfolk: Tied, 1-1</i> | | | |
| <i>At Neutral Sites: Tied, 1-1</i> | | | |
| <p>ORAL ROBERTS (MSU leads, 1-0)</p> | | <p>PRAIRIE VIEW A&M (MSU leads, 2-0)</p> | |
| 1979: MSU, 91-69 | at Louisville, KY# | 1992: MSU, 97-52 | at Lafayette, LA# |
| # - Louisville Holiday Classic | | | |
| <i>At Neutral Sites: MSU leads, 1-0</i> | | | |
| <p>OREGON (MSU leads, 1-0)</p> | | <p>PRINCETON (Tied, 1-1)</p> | |
| 2008: MSU, 76-69 | at Little Rock, AR# | 1966: PU, 69-67 | at Charlotte, NC# |
| # - 2008 NCAA Tournament | | | |
| <i>At Neutral Sites: MSU leads, 1-0</i> | | | |
| <p>OREGON STATE (Tied, 1-1)</p> | | <p>PROVIDENCE (Providence leads, 1-0)</p> | |
| 1996: MSU, 76-62 | at Portland, OR# | 2013: PC, 73-63 | at PROVIDENCE, RI |
| 2-15: OSU, 59-49 | at Corvallis | <i>At Providence: Providence leads, 1-0</i> | |
| # - Ford Far West Classic | | | |
| <i>At Corvallis: OSU leads, 1-0</i> | | | |
| <i>At Neutral Sites: MSU leads, 1-0</i> | | | |
| <p>OUACHITA BAPTIST (MSU leads, 1-0)</p> | | <p>PURDUE (PU leads, 1-0)</p> | |
| 1949: MSU, 61-45 | at Starkville | 1985: PU, 77-46 | at El Paso, TX# |
| <i>At Starkville: MSU leads, 1-0</i> | | | |
| <p>PACIFIC (MSU leads, 1-0)</p> | | <p>RAIL LITES (RL leads, 2-0)</p> | |
| 1980: MSU, 65-63 | at Dayton, OH# | 1928: RL, 45-25 | at Chattanooga |
| # - Dayton Invitational | | | |
| <i>At Neutral Sites: MSU leads, 1-0</i> | | | |
| | | <p>RHODE ISLAND (MSU leads, 1-0)</p> | |
| | | 1972: MSU, 86-72 | at Huntington, WV# |
| # - Marshall Invitational | | | |
| <i>At Neutral Sites: MSU leads, 1-0</i> | | | |



MSU NON-CONFERENCE SERIES RECORDS

RHODES COLLEGE (MSU leads, 12-0)

| | | |
|-------|------------|---------------|
| 1934: | MSU, 67-26 | at Memphis |
| | MSU, 64-25 | at Memphis |
| 1935: | MSU, 57-17 | at Starkville |
| | MSU, 64-29 | at Starkville |
| 1939: | MSU, 30-28 | at Starkville |
| | MSU, 38-28 | at Starkville |
| 1941: | MSU, 42-40 | at Starkville |
| | MSU, 51-33 | at Memphis |
| 1956: | MSU, 76-63 | at Starkville |
| 1957: | MSU, 83-56 | at Memphis |
| 1958: | MSU, 97-75 | at Starkville |
| 1959: | MSU, 91-46 | at Memphis |

At Starkville: MSU leads, 7-0

At Memphis: MSU leads, 5-0

RICE (MSU leads, 3-0)

| | | |
|-------|------------|---------------|
| 1961: | MSU, 68-60 | at Houston |
| 1988: | MSU, 72-68 | at Houston |
| 1989: | MSU, 63-61 | at Starkville |

At Starkville: MSU leads, 1-0

At Houston: MSU leads, 2-0

RICHMOND (Tied, 2-2)

| | | |
|-------|------------|----------------------------|
| 2001: | UR, 83-72 | at Starkville |
| 2002: | MSU, 71-57 | at Richmond |
| | MSU, 74-72 | at Las Vegas, NV# |
| 2010: | UR, 63-62 | at South Padre Island, TX! |

! - South Padre Island Invitational

- Las Vegas Classic

At Starkville: UR leads, 1-0

At Richmond: MSU leads, 1-0

At Neutral Sites: Tied, 1-1

RIDER (Tied, 1-1)

| | | |
|-------|--------------|----------------|
| 1980: | MSU, 72-64 | at Mobile, AL# |
| 2010: | Rider, 88-74 | at Starkville |

- Senior Bowl Tournament

At Starkville: MSU leads, 1-0

At Neutral Sites: MSU leads, 1-0

RUTGERS (RU leads, 1-0)

| | | |
|-------|-----------|---------------------|
| 2000: | RU, 74-69 | at St. Charles, MO# |
|-------|-----------|---------------------|

- USBWA Hoop & Quill Classic

At Neutral Sites: RU leads, 1-0

ST. BONAVENTURE (MSU leads, 2-0)

| | | |
|-------|-------------|---------------|
| 2009: | MSU, 76-71 | at Olean, NY |
| 2010: | MSU, 105-53 | at Starkville |

At Starkville: MSU leads, 1-0

At Olean: MSU leads, 1-0

ST. JOSEPH'S (PA.) (SJU leads, 3-1)

| | | |
|-------|------------|-----------------|
| 1937: | SJU, 36-28 | at Philadelphia |
| 1938: | SJU, 39-23 | at Philadelphia |
| 1995: | MSU, 76-66 | at Casper, WY# |
| 1998: | SJU, 65-58 | at El Paso, TX@ |

- MiniMart/Gatorade Wyoming Cowboy Shootout

@ - Sierra Providence Sun Classic

At Philadelphia: SJU leads, 2-0

At Neutral Sites: Tied, 1-1



Fred Thomas earned All-Tournament team honors at the Corpus Christi Challenge last year.

ST. LOUIS UNIVERSITY (Tied, 1-1)

| | | |
|------------------------------------|------------|--------------------|
| • 1951: | SLU, 63-46 | at St. Louis |
| • 2015: | MSU, 75-50 | at Corpus Christi# |
| • # - Corpus Christi Challenge | | |
| • At St. Louis: SLU leads, 1-0 | | |
| • At Neutral Sites: MSU leads, 1-0 | | |

ST. MARY'S (CALIF.) (Tied, 1-1)

| | | |
|----------------------------------|------------|------------------|
| • 2005: | MSU, 67-54 | at New York, NY# |
| • 2011: | SM, 94-72 | Las Vegas |
| • # - Coaches vs. Cancer Classic | | |
| • At Neutral Sites: Tied, 1-1 | | |

ST. PAUL'S COLLEGE (Tied, 1-1)

| | | |
|---------------------------|------------|--------------|
| • 1915: | SPC, 29-19 | at Covington |
| • MSU, 32-22 | | at Covington |
| • At Covington: Tied, 1-1 | | |

ST. STANISLAUS (MISS.) (MSU leads, 2-0)

| | | |
|------------------------------------|------------|------------------|
| • 1925: | MSU, 22-11 | at Bay St. Louis |
| • 1927: | MSU, 31-15 | at Bay St. Louis |
| • At Bay St. Louis: MSU leads, 2-0 | | |

ST. THOMAS (PA.) (ST leads, 1-0)

| | | |
|------------------------------|-----------|-------------|
| • 1938: | ST, 35-34 | at Scranton |
| • At Scranton: ST leads, 1-0 | | |

SAM HOUSTON STATE (MSU leads, 1-0)

| | | |
|---------------------------------|------------|---------------|
| • 1999: | MSU, 80-67 | at Starkville |
| • At Starkville: MSU leads, 1-0 | | |

SAMFORD (MSU leads, 25-6)

| | | |
|---------|------------|---------------|
| • 1920: | MSU, 56-10 | at Starkville |
|---------|------------|---------------|



MSU NON-CONFERENCE SERIES RECORDS

1999: MSU, 97-60 at Starkville
 2000: MSU, 70-56 at Starkville
 2001: MSU, 78-58 at Southaven, MS
 2006: SLU, 57-46 at Starkville
 2008: MSU, 84-59 at Starkville
 2010: MSU, 82-67 at Starkville
 2014: MSU, 68-62 at Starkville
 At Starkville: MSU leads, 16-1
 At Hammond: MSU leads, 1-0
 At Neutral Sites: MSU leads, 1-0

SOUTHERN CALIFORNIA (MSU leads, 1-0)

1984: MSU, 57-55 at Los Angeles#
 # - Winston Tire Classic
 At Los Angeles: MSU leads, 1-0

SOUTHERN ILLINOIS (MSU leads, 2-2)

1955: MSU, 72-69 at Carbondale
 1975: MSU, 81-75 at Terre Haute, IN#
 1993: SIU, 76-64 at San Juan, PR@
 2008: SIU, 63-49 at Anaheim, CAI
 # - Indiana Hall of Fame Classic
 @ - San Juan Shootout
 I - Anaheim Classic
 At Carbondale: MSU leads, 1-0
 At Neutral Sites: SIU leads, 2-1

SIU-EDWARDSVILLE (MSU leads, 1-0)

1974: MSU, 86-81 at Starkville
 At Starkville: MSU leads, 1-0

SOUTHERN MISSISSIPPI (MSU leads, 14-4)

1927: MSU, 38-21 at Hattiesburg
 1930: MSU, 50-29 at Hattiesburg
 MSU, 31-16 at Hattiesburg
 1963: MSU, 62-52 at Jackson, MS
 1964: USM, 65-60 at Jackson, MS
 1967: MSU, 72-63 at Hattiesburg#
 1972: MSU, 77-73 at Tuscaloosa, AL@
 1977: MSU, 96-72 at Starkville
 1978: MSU, 82-79 at Biloxi, MS
 1979: MSU, 87-78 at Starkville
 1981: USM, 68-53 at Jackson, MS
 1983: MSU, 81-58 at Starkville
 1984: USM, 55-48 at Hattiesburg
 1985: MSU, 71-53 at Starkville
 1994: MSU, 62-58 at Starkville
 1995: USM, 66-64 at Biloxi, MS
 1996: MSU, 72-69(ot) at Hattiesburg
 2001: MSU, 75-68 at Starkville\$

- USM Invitational
 @ - Alabama Classic
 \$ - TiVo National Invitation Tourney
 At Starkville: MSU leads, 6-0
 At Hattiesburg: MSU leads, 5-1
 At Neutral Sites: Tied, 3-3

SOUTHWEST MISSOURI ST. (MSU leads, 1-0)

1998: MSU, 79-68 at Fairbanks, AK#
 # - Can You Score Top of the World Cl.
 At Neutral Sites: MSU leads, 1-0

SPRING HILL (MSU leads, 2-0)

1942: MSU, 47-31 at Starkville
 1961: MSU, 98-75 at Starkville
 At Starkville: MSU leads, 2-0

STANFORD (Tied, 1-1)

2000: SU, 76-56 at Oakland, CA#
 2005: MSU, 93-70 at Charlotte, NC\$
 # - Pete Newell Challenge
 \$ - NCAA Austin Regional
 At Neutral Sites: Tied, 1-1

STETSON (MSU leads, 1-0)

1966: MSU, 87-76 at Starkville
 At Starkville: MSU leads, 1-0

SYRACUSE (SU leads, 3-0)

1978: SU, 76-66 at Albuquerque, NM#
 1996: SU, 77-69 at E. Rutherford, NJ\$
 2005: SU, 71-58 at New York, NY@
 # - Lobo Invitational
 \$ - NCAA Final Four
 @ - Coaches vs. Cancer Classic
 At Neutral Sites: SU leads, 3-0

TAMPA (MSU leads, 2-0)

1956: MSU, 89-64 at Starkville
 1957: MSU, 113-87 at Tampa
 At Starkville: MSU leads, 1-0
 At Tampa: MSU leads, 1-0

TENNESSEE-MARTIN (MSU leads, 7-1)

1981: MSU, 87-62 at Starkville
 1982: UTM, 65-41 at Starkville
 1992: MSU, 86-54 at Starkville
 1998: MSU, 80-60 at Tupelo, MS
 1999: MSU, 85-67 at Starkville
 2004: MSU, 90-74 at Starkville
 2008: MSU, 86-70 at Starkville
 2012: MSU, 76-50 at Starkville
 At Starkville: MSU leads, 6-1
 At Neutral Sites: MSU leads, 1-0

TENNESSEE STATE (MSU leads, 1-0)

2011: MSU, 75-65 at Starkville
 At Starkville: MSU leads, 1-0

TENNESSEE TECH (MSU leads, 4-0)

1991: MSU, 109-76 at Starkville
 1992: MSU, 90-84 at Cookeville
 1993: MSU, 110-65 at Starkville
 1998: MSU, 83-57 at Starkville
 At Starkville: MSU leads, 3-0
 At Cookeville: MSU leads, 1-0

TEXAS (UT leads, 5-3)

1961: UT, 93-82 at Houston, TX
 1973: MSU, 80-69 at Starkville
 1974: MSU, 87-82 at Austin

MSU NON-CONFERENCE SERIES RECORDS



1977: MSU, 91-89 (ot) at Starkville
 1978: UT, 81-69 at Austin
 1999: UT, 81-77 at Honolulu, HI#
 2002: UT, 68-64 at Dallas, TX\$
 2013: UT, 69-55 at Maui, HI^

^ - Maui Classic
 # - Outrigger Hotels Rainbow Classic
 \$ - NCAA Midwest Regional
 At Starkville: MSU leads, 2-0
 At Austin: Tied, 1-1
 At Neutral Sites: UT leads, 4-0

TEXAS A&M-CORPUS CHRISTI (MSU leads, 2-0)

2007: MSU, 96-72 at Starkville
 2008: MSU, 95-70 at Corpus Christi
 At Starkville: MSU leads, 1-0
 At Corpus Christi, TX MSU leads, 1-0

TEXAS CHRISTIAN (TCU leads, 3-1)

1989: TCU, 66-65 at Fort Worth
 1990: MSU, 64-60 at Starkville
 2014: TCU, 71-61 at Starkville
 2015: TCU, 61-52 at Corpus Christi, Texas!
 ! - Corpus Christi Challenge
 At Starkville: Tied, 1-1
 At Fort Worth: TCU leads, 1-0
 At Neutral Site: TCU leads, 1-0

TEXAS-PAN AMERICAN (MSU leads, 2-0)

1998: MSU, 90-60 at Starkville
 2010: MSU, 75-50 at Starkville
 At Starkville: MSU leads, 2-0



Gavin Ware is just 99 points shy of being the 35th player in MSU history to score 1,000 for a career.

TEXAS-SAN ANTONIO (MSU leads, 1-0)

2013: MSU, 53-42 at Starkville
 At Starkville, MSU leads, 1-0

TEXAS SOUTHERN (MSU leads, 1-0)

1997: MSU, 95-64 at Starkville
 At Starkville: MSU leads, 1-0

TEXAS TECH (TTU, 1-0)

2009: TTU, 77-73 at Newark, NJ#
 # - Legebds Classic
 At Neutral Sites: TTU leads, 1-0

TROY (MSU leads, 9-1)

1960: MSU, 66-50 at Starkville
 1977: MSU, 87-69 at Starkville
 1981: MSU, 68-52 at Starkville
 1984: MSU, 77-49 at Starkville
 1994: MSU, 118-83 at Starkville
 1996: MSU, 123-73 at Starkville
 2006: MSU, 88-77 (ot) at Starkville
 2011: MSU, 92-83 (ot) at Starkville
 2012: MSU, 106-68 at Starkville
 2013: Troy, 56-53 at Troy
 At Starkville: MSU leads, 9-0
 At Troy: Troy leads, 1-0

TULANE (MSU leads, 54-39)

1909: TU, 19-16 at New Orleans
 1914: MSU, 40-14 at Starkville
 MSU, 35-14 at Starkville
 1916: TU, 25-12 at New Orleans
 TU, 20-16 at New Orleans
 1920: MSU, 30-14 at New Orleans
 1922: MSU, 49-36 at Starkville
 MSU, 41-21 at Starkville
 1923: TU, 45-34 at New Orleans
 MSU, 30-27 at New Orleans
 1924: MSU, 38-30 at Atlanta, GA!
 1925: MSU, 29-27 at Starkville
 TU, 35-15 at New Orleans
 1926: MSU, 32-24 at New Orleans
 TU, 31-27 at Starkville
 1927: MSU, 32-18 at New Orleans
 MSU, 23-16 at New Orleans
 1928: MSU, 52-14 at Starkville
 MSU, 36-18 at Starkville
 1929: TU, 30-25 at New Orleans
 TU, 27-18 at New Orleans
 1930: MSU, 22-20 at Jackson, MS
 TU, 22-19 at Jackson, MS
 1932: MSU, 21-18 at New Orleans
 MSU, 36-26 at New Orleans
 1933: TU, 31-29 at New Orleans
 MSU, 40-29 at New Orleans
 1934: TU, 33-24 at New Orleans
 MSU, 24-17 at New Orleans
 1935: MSU, 53-31 at New Orleans
 MSU, 41-40 at New Orleans
 1936: MSU, 45-31 at Starkville
 MSU, 45-32 at Starkville
 1937: MSU, 33-23 at New Orleans
 TU, 41-29 at New Orleans
 1938: MSU, 41-36 at Starkville



MSU NON-CONFERENCE SERIES RECORDS

| | | |
|-------|----------------|--------------------|
| | TU, 36-34 | at Starkville |
| 1940: | MSU, 54-38 | at Starkville |
| 1941: | MSU, 42-35 | at New Orleans |
| 1942: | MSU, 28-25 | at Starkville |
| | MSU, 32-31 | at New Orleans |
| 1943: | MSU, 37-29 | at Starkville |
| | TU, 58-43 | at New Orleans |
| 1945: | TU, 42-35 | at Starkville |
| 1946: | TU, 66-50 | at Starkville |
| | TU, 58-52 | at New Orleans |
| 1947: | TU, 44-32 | at Starkville |
| | TU, 57-52 | at New Orleans |
| 1948: | TU, 53-33 | at Starkville |
| | TU, 70-47 | at New Orleans |
| 1949: | TU, 69-47 | at New Orleans |
| | TU, 64-50 | at Starkville |
| 1950: | MSU, 55-53 | at Starkville |
| | TU, 73-53 | at New Orleans |
| | MSU, 56-47 | at Louisville, KY* |
| 1951: | TU, 74-52 | at Starkville |
| | TU, 71-64 | at New Orleans |
| 1952: | MSU, 68-60 | at Starkville |
| | TU, 71-58 | at New Orleans |
| 1953: | MSU, 67-61 | at Starkville |
| | TU, 69-52 | at New Orleans |
| 1954: | TU, 79-56 | at New Orleans |
| | TU, 59-53 | at Starkville |
| 1955: | TU, 69-60 | at Starkville |
| | TU, 78-59 | at New Orleans |
| 1956: | TU, 110-72 | at New Orleans |
| | TU, 83-78 | at New Orleans |
| 1957: | MSU, 85-72 | at Starkville |
| | TU, 81-79 | at New Orleans |
| 1958: | MSU, 71-63 | at New Orleans |
| | MSU, 74-62 | at Starkville |
| 1959: | MSU, 55-46 | at Starkville |
| | MSU, 65-51 | at New Orleans |
| 1960: | TU, 51-47 (ot) | at New Orleans |
| | MSU, 70-66 | at Starkville |
| 1961: | MSU, 73-59 | at Starkville |
| | MSU, 62-57 | at New Orleans |
| 1962: | MSU, 70-59 | at New Orleans |
| | MSU, 83-62 | at Starkville |
| 1963: | MSU, 91-73 | at Starkville |
| | MSU, 78-67 | at New Orleans |
| 1964: | MSU, 81-77 | at New Orleans |
| | MSU, 78-71 | at Starkville |
| 1965: | TU, 73-70 | at Starkville |
| | MSU, 91-72 | at New Orleans |
| 1966: | TU, 81-71 | at New Orleans |
| | MSU, 65-63 | at Starkville |
| 1983: | MSU, 51-47 | at New Orleans# |
| 1994: | MSU, 82-78 | at Biloxi, MS |
| 2001: | MSU, 83-66 | at Starkville |
| 2002: | MSU, 77-66 | at New Orleans |
| 2004: | MSU, 72-50 | at New Orleans# |
| 2015: | TU, 59-54 | at New Orleans |

! - Southern Conference Tournament
 * - SEC Tournament
 # - Sugar Bowl Classic
 At Starkville: MSU leads, 26-10
 At New Orleans: TU leads, 28-24
 At Neutral Sites: MSU leads, 4-1



Arnett Moultrie was tabbed the MVP of the 2011 2K Sports Classic after MSU upset Arizona in the finals.

TULSA (TU leads, 1-0)

| | | |
|-------|--|-----------------|
| 2001: | TU, 77-75 | at Starkville\$ |
| | \$ - <i>TiVo National Invitation Tourney</i> | |
| | <i>At Starkville: TU leads, 1-0</i> | |

UCLA (Tied, 1-1)

| | | |
|-------|------------------------------------|------------------|
| 1995: | UCLA, 86-67 | at Oakland, CA\$ |
| 2010: | MSU, 72-54 | at Anaheim, CA! |
| | ! - John R. Wooden Classic | |
| | \$ - <i>NCAA West Regional</i> | |
| | <i>At Neutral Sites: Tied, 1-1</i> | |

UNION (MSU leads, 12-0)

| | | |
|-------|---------------------------------------|----------------|
| 1911: | MSU, 66-18 | at Starkville |
| | MSU, 32-12 | at Starkville |
| 1912: | MSU, 66-18 | at Starkville |
| | MSU, 36-11 | at Starkville |
| 1913: | MSU, 35-16 | at Starkville |
| | MSU, 41-15 | at Starkville |
| 1922: | MSU, 30-16 | at Jackson, TN |
| 1957: | MSU, 87-64 | at Starkville |
| 1958: | MSU, 80-56 | at Jackson, TN |
| 1959: | MSU, 121-78 | at Starkville |
| 1960: | MSU, 88-68 | at Starkville |
| 1961: | MSU, 115-59 | at Starkville |
| | <i>At Starkville: MSU leads, 10-0</i> | |
| | <i>At Jackson: MSU leads, 2-0</i> | |

UNLV (UNLV leads, 2-0)

| | | |
|-------|--------------------------------------|---------------|
| 1981: | UNLV, 75-67 | at Las Vegas# |
| 2014: | UNLV, 82-66 | at Las Vegas! |
| | # - <i>Holiday Classic</i> | |
| | ! - <i>Las Vegas Classic</i> | |
| | <i>At Las Vegas: UNLV leads, 2-0</i> | |

MSU NON-CONFERENCE SERIES RECORDS



UTAH
(MSU leads, 1-0)
1995: MSU, 78-64 at Boise, ID\$
\$ - NCAA West Regional
At Neutral Sites: MSU leads, 1-0

UTAH STATE
(MSU leads, 2-1)
2012: MSU, 66-64 at Starkville
2014: US, 87-68 at Logan
2015: MSU, 71-63 at Starkville
At Starkville: MSU leads, 2-0
At Logan: US leads, 1-0

VALPARAISO
(VU leads, 1-0)
2000: VU, 68-59 at St. Charles, MO#
- USBWA Hoop & Quill Classic
At Neutral Sites: VU leads, 1-0

VERMONT
(MSU leads, 1-0)
1978: MSU, 79-50 at Albuquerque, NM#
- Lobo Invitational
At Neutral Sites: MSU leads, 1-0

VILLANOVA
(VU leads, 1-0)
1994: VU, 90-82 at Tempe, AZ#
- ASU-Tribune Classic
At Neutral Sites: VU leads, 1-0

VIRGINIA
(MSU leads, 2-1)
1928: MSU, 44-28 at Atlanta, GA!
1964: UVA, 81-68 at Owensboro, KY#
1989: MSU, 86-84 at New Orleans@
! - Southern Conference Tournament
- All-American Tournament
@ - USF&G Sugar Bowl Classic
At Neutral Sites: MSU leads, 2-1

VIRGINIA COMMONWEALTH
(MSU leads, 1-0)
1996: MSU, 58-51 at Indianapolis, IN\$
\$ - NCAA Southeast Regional
At Neutral Sites: MSU leads, 1-0

VIRGINIA TECH
(VT leads, 7-2)
1960: VT, 82-61 at New Orleans, LA#
1963: VT, 82-65 at Blacksburg
1964: VT, 93-77 at Starkville
1965: VT, 104-75 at Blacksburg@
1966: VT, 79-59 at Blacksburg
1981: MSU, 68-61 at Starkville
1982: VT, 75-53 at Blacksburg
2005: MSU, 71-65 at New Orleans, LA&
2011: VT, 88-57 at Bahamas^
- Sugar Bowl Tournament
@ - Virginia Tech Invitational
& - Nokia Sugar Bowl Classic
^ - Battle of Atlantis
At Starkville: Tied, 1-1
At Blacksburg: VT leads, 4-0
At Neutral Sites: VT leads, 2-1

WAKE FOREST
(WFU leads, 3-1)
1956: WFU, 95-68 at Charlotte, NC#
1977: MSU, 88-83 at Norfolk, VA@
1985: WFU, 67-65 at El Paso, TX&
1997: WFU, 74-43 at Chicago, IL^

- Carrousel Classic
@ - Old Dominion Classic
& - Sun Bowl Classic
^ - DIRECTV Great Eight
At Neutral Sites: WFU leads, 3-1

WASHINGTON
(UW leads, 2-0)
1968: UW, 82-80 at Jacksonville, FL#
2009: UW, 71-058 at Portland, OR@
- Gator Bowl Tournament
@ - NCAA Tournament
At Neutral Sites: UW leads, 2-0

WASHINGTON STATE
(WSU leads, 2-0)
2009: WSU, 63-52 at Newark, NJ#
2011: WSU, 83-57 at Honolulu^
- Legebds Classic
^ - Diamondhead Classic
At Neutral Sites: WSU leads, 2-0

WASHINGTON (ST. LOUIS)
(WU leads, 1-0)
1955: WU, 66-44 at St. Louis
At St. Louis: WU leads, 1-0

WASHINGTON & LEE
(MSU leads, 1-0)
1928: MSU, 44-24 at Atlanta, GA!
! - Southern Conference Tournament
At Neutral Sites: MSU leads, 1-0

WEST VIRGINIA
(Tied, 1-1)
2007: WVU, 63-62 at New York, NY\$
2012: MSU, 75-62
\$ - MasterCard NIT
At Starkville: MSU leads, 1-0
At Neutral Sites: WVU leads, 1-0

WESTERN CAROLINA
(MSU leads, 1-0)
2015: MSU, 66-56 at Starkville
At Starkville: MSU leads, 1-0

WESTERN KENTUCKY
(Tied, 3-3)
1941: WKU, 63-47 at Bowling Green
1960: WKU, 61-50 at New Orleans#
2000: MSU, 81-69 at Starkville
2004: MSU, 81-75 at Bowling Green
2009: MSU, 95-67 at Starkville
2010: WKU, 55-52 at Bowling Green
- Sugar Bowl Tournament
At Starkville: MSU leads, 2-0
At Bowling Green: WKU leads, 2-1
At Neutral Sites: WKU leads, 1-0



MSU NON-CONFERENCE SERIES RECORDS

WESTERN NEW MEXICO (MSU leads, 1-0)

1988: MSU, 86-56
At Starkville: MSU leads, 1-0

WICHITA STATE (WSU leads, 3-0)

1968: WSU, 97-67
1986: WSU, 64-57
1987: WSU, 61-48
At Starkville: WSU leads, 1-0
At Wichita: WSU leads, 2-0

WINTHROP (WU leads, 1-0)

2007: WU, 74-63
At Starkville: WU leads, 1-0

WRIGHT STATE (MSU leads, 1-0)

2010: MSU, 80-69
At Starkville: MSU leads, 1-0

at Starkville

at Wichita
at Wichita
at Starkville

at Starkville

at Starkville

WYOMING (MSU leads, 1-0)

1995: MSU, 61-57 at Casper, WY#
- MiniMart/Gatorade Wy. Cowboy Shootout
At Neutral Sites: MSU leads, 1-0

XAVIER (OHIO) (MSU leads, 4-1)

1963: MSU, 75-66 at New Orleans, LA#
2003: MSU, 71-61 at New York, NY
2004: MSU, 82-70 at Starkville
XU, 89-74 at Orlando, FL\$
2005: MSU, 80-74 at Cincinnati
- Sugar Bowl Tournament
\$ - NCAA Atlanta Regional
At Starkville: MSU leads, 1-0
At Cincinnati: MSU leads, 1-0

.....



MSU ALL-TIME RESULTS

| 1918-19 | 4-3 | • | 1922-23 | 15-4 |
|-----------------------------------|--------------|---|--|-------------|
| Coach: E.C. Hayes | | | Coach: E.C. Hayes | |
| J. 17 at Memphis YMCA | 19-23 L | | SIAA TOURNAMENT CHAMPIONS | |
| J. 18 at Jonesboro YMCA | 25-46 L | | J. 16 at LSU | 36-25 W |
| J. 19 at Park Aviation Field | 18-28 L | | J. 17 at LSU | 35-20 W |
| F. 7 at Ole Miss | 32-23 W | | J. 18 at Tulane | 34-45 L |
| F. 8 at Ole Miss | 52-14 W | | J. 19 at Tulane | 30-27 W |
| F. 28 at Mississippi College | 39-23 W | | J. 22 MILLSAPS COLLEGE | 32-13 W |
| M. 1 at Mississippi College | 39-31 W | | J. 23 MILLSAPS COLLEGE | 20-27 L |
| | | | J. 27 VANDERBILT | 27-34 L |
| | | | F. 5 OLE MISS | 29-14 W |
| 1919-20 | 12-5 | | F. 6 OLE MISS | 23-18 W |
| Coach: E.C. Hayes | | | F. 8 MISSISSIPPI COLLEGE | 30-18 W |
| J. 5 CHICAGO COLLEGE | 20-22 L | | F. 12 at Ole Miss | 28-26 W |
| J. 21 at Meridian College | 48-31 W | | F. 13 at Ole Miss | 27-30 L |
| J. 22 at Mobile YMCA | 28-43 L | | F. 14 at Memphis YMCA | 32-22 W |
| J. 23 at Tulane | 30-14 W | | F. 19 GEORGIA TECH | 45-31 W |
| J. 24 at LSU | 12-27 L | | F. 24 ALABAMA | 47-31 W |
| F. 6 at Ole Miss | 10-23 L | | F. 28 Furman@ | 47-23 W |
| F. 7 at Ole Miss | 21-15 W | | M. 1 Ole Miss@ | 33-26 W |
| F. 11 HOWARD COLLEGE | 56-10 W | | M. 2 Georgia Tech@ | 25-19 W |
| F. 12 HOWARD COLLEGE | 27-13 W | | M. 3 Chattanooga@ | 33-21 W |
| F. 19 ALABAMA | 23-10 W | | @ SIAA Tournament - Atlanta, GA | |
| F. 20 at Birmingham Athletic Club | 37-23 W | | | |
| F. 21 at Howard College | 23-26 L | | 1923-24 | 13-8 |
| F. 23 Furman | 69-26 W | | Coach: E.C. Hayes | |
| F. 24 MISSISSIPPI COLLEGE | 40-16 W | | J. 4 at Memphis YMCA | 20-21 L |
| F. 25 MISSISSIPPI COLLEGE | 25-23 W | | J. 5 at Birmingham Athletic Club | 39-28 W |
| F. 27 OLE MISS | 49-13 W | | J. 7 at Alabama | 29-23 W |
| F. 28 OLE MISS | 30-12 W | | J. 11 at Vanderbilt | 23-24 L |
| | | | J. 12 at Nashville Ramblers | 28-32 L |
| 1920-21 | 10-6 | | J. 14 at Kentucky | 17-16 W |
| Coach: E.C. Hayes | | | J. 15 at Tennessee | 17-20 L |
| J. 21 OLE MISS | 33-12 W | | J. 21 MILLSAPS COLLEGE | 37-21 W |
| J. 22 OLE MISS | 34-20 W | | J. 30 TENNESSEE | 48-26 W |
| J. 28 MISSISSIPPI COLLEGE | 46-16 W | | F. 2 at Georgia Tech | 40-32 W |
| J. 29 MISSISSIPPI COLLEGE | 33-21 W | | F. 4 at Mercer | 22-24 L |
| F. 2 at Ole Miss | 13-17 L | | F. 5 at Atlanta Athletic Club | 42-33 W |
| F. 3 at Ole Miss | 13-23 L | | F. 13 LSU | 34-29 W |
| F. 4 at Memphis YMCA | 18-24 L | | F. 14 LSU | 54-34 W |
| F. 5 at Pine Bluff YMCA | 15-18 L | | F. 16 GEORGIA TECH | 51-28 W |
| F. 9 ALABAMA | 25-18 W | | F. 19 ALABAMA | 28-45 L |
| F. 10 ALABAMA | 26-15 W | | F. 21 at Ole Miss | 27-29 W |
| F. 17 at Alabama | 23-16 W | | F. 23 OLE MISS | 47-42 W |
| F. 18 at Alabama | 35-13 W | | F. 29 Tennessee# | 33-18 W |
| F. 19 at Birmingham Athletic Club | 26-36 L | | M. 1 Tulane# | 38-30 W |
| F. 25 Furman@ | 41-7 W | | M. 3 North Carolina# | 23-33 L |
| F. 26 Millsaps College@ | 25-11 W | | # Southern Conference Tournament - Atlanta, GA | |
| F. 28 Kentucky@ | 14-28 L | | | |
| @ SIAA Tournament - Atlanta, GA | | | 1924-25 | 14-9 |
| | | | Coach: K.P. Gatchell | |
| 1921-22 | 12-10 | | D. 18 BAYLOR MEDICAL SCHOOL | 30-15 W |
| Coach: E.C. Hayes | | | D. 19 at Meridian All-Stars | 65-8 W |
| D. 28 at Pine Bluff YMCA | 22-32 L | | D. 20 at St. Stanislaus | 22-11 W |
| D. 29 at Pine Bluff YMCA | 25-26 L | | D. 22 at Hattiesburg YMCA | 22-19 W |
| D. 30 at Memphis YMCA | 11-26 L | | D. 23 at Laurel YMCA | 30-25 W |
| D. 31 at Birmingham Athletic Club | 15-35 L | | J. 3 at Albany YMCA | 23-40 L |
| J. 6 BAYLOR MEDICAL SCHOOL | 42-26 W | | J. 4 at Atlanta Athletic Club | 25-29 W |
| J. 7 BAYLOR MEDICAL SCHOOL | 45-15 W | | J. 5 at Macon YMCA | 26-24 W |
| J. 13 at Mississippi College | 26-6 W | | J. 6 at Fort Benning | 41-38 W |
| J. 14 at Mississippi College | 25-11 W | | J. 7 at Birmingham Athletic Club | 34-23 W |
| J. 20 MISSISSIPPI COLLEGE | 21-11 W | | J. 12 MISSISSIPPI COLLEGE | 33-32 W |
| J. 21 MISSISSIPPI COLLEGE | 46-8 W | | J. 13 MISSISSIPPI COLLEGE | 33-35 W |
| J. 24 at Union | 30-16 W | | J. 15 TULANE | 29-27 W |
| J. 25 at Vanderbilt | 18-22 L | | J. 20 at Memphis YMCA | 33-41 L |
| J. 26 at Kentucky | 21-28 L | | J. 24 MEMPHIS YMCA | 28-24 W |
| J. 27 at Alabama | 10-43 L | | J. 31 at Alabama | 28-36 L |
| J. 28 at Alabama | 11-30 L | | F. 2 at Tulane | 15-35 L |
| F. 3 at Ole Miss | 30-27 W | | F. 3 at LSU | 17-24 L |
| F. 4 at Ole Miss | 27-24 W | | F. 6 VANDERBILT | 29-20 W |
| F. 8 TULANE | 49-36 W | | F. 9 OLE MISS | 34-30 W |
| F. 9 TULANE | 41-21 W | | F. 14 ALABAMA | 26-33 L |
| F. 17 OLE MISS | 25-27 L | | F. 20 at Ole Miss | 38-28 W |
| F. 18 OLE MISS | 48-17 W | | M. 2 Kentucky# | 26-31 L |
| F. 25 Georgia Tech@ | 30-34 L | | # Southern Conference Tournament - Atlanta, GA | |
| @ SIAA Tournament - Atlanta, GA | | | | |

MSU ALL-TIME RESULTS



1925-26 14-8

Coach: Bernie Bierman

| | | | |
|-------|-----------------------------|-------|---|
| D. 22 | at Memphis YMCA | 31-32 | L |
| D. 23 | at Chevrolet All-Stars | 17-26 | L |
| J. 5 | at Birmingham YMHA | 44-13 | W |
| J. 9 | BIRMINGHAM-SOUTHERN | 29-7 | W |
| J. 14 | at Mississippi College | 36-37 | L |
| J. 15 | at Millsaps College | 36-14 | W |
| J. 16 | at Tulane | 32-24 | W |
| J. 20 | VANDERBILT | 36-27 | W |
| J. 23 | at Ole Miss | 20-33 | L |
| J. 30 | MERCER | 35-30 | W |
| F. 4 | at Birmingham Athletic Club | 31-32 | L |
| F. 5 | at Vanderbilt | 20-21 | L |
| F. 6 | at Georgia Tech | 31-20 | W |
| F. 13 | TULANE | 27-31 | L |
| F. 15 | MISSISSIPPI COLLEGE | 34-32 | W |
| F. 16 | MISSISSIPPI COLLEGE | 29-22 | W |
| F. 22 | ALABAMA | 34-21 | W |
| F. 24 | at Alabama | 28-27 | W |
| F. 26 | Maryland# | 22-19 | W |
| F. 27 | North Carolina State# | 32-29 | W |
| M. 1 | Kentucky# | 31-26 | W |
| M. 2 | North Carolina# | 23-38 | L |

Southern Conference Tournament - Atlanta, GA

| | | | |
|--|-----------|-------|---|
| F. 25 | Virginia# | 44-28 | W |
| F. 27 | Auburn# | 34-42 | L |
| # Southern Conference Tournament - Atlanta, GA | | | |

1928-29 8-15

Coach: Ray G. Dauber

| | | | |
|-------|---------------------------------|-------|---|
| D. 20 | at Nashville Ramblers | 14-26 | L |
| D. 21 | at The Rail Lites | 20-44 | L |
| D. 22 | at Birmingham YMCA | 18-32 | L |
| J. 4 | at Memphis YMCA | 28-19 | W |
| J. 5 | at Memphis YMCA | 26-27 | L |
| J. 11 | MISSISSIPPI COLLEGE | 28-31 | L |
| J. 12 | MISSISSIPPI COLLEGE | 21-24 | L |
| J. 19 | at Tulane | 25-30 | L |
| J. 20 | at Tulane | 18-27 | L |
| J. 22 | Mississippi College (@ Jackson) | 26-14 | W |
| J. 23 | at Mississippi College | 25-23 | W |
| J. 26 | VANDERBILT | 47-32 | W |
| F. 2 | KENTUCKY | 23-25 | L |
| F. 3 | Kentucky (@ Jackson) | 14-32 | L |
| F. 4 | at LSU | 26-16 | W |
| F. 5 | at LSU | 29-39 | L |
| F. 8 | OLE MISS | 32-30 | W |
| F. 9 | OLE MISS | 28-26 | W |
| F. 15 | at Ole Miss | 21-37 | L |
| F. 16 | at Ole Miss | 27-41 | L |
| F. 23 | at Alabama | 28-30 | L |
| F. 25 | ALABAMA | 22-21 | W |
| M. 1 | North Carolina# | 18-43 | L |

Southern Conference Tournament - Atlanta, GA

1926-27 17-7

Coach: Bernie Bierman

| | | | |
|-------|-----------------------------|-------|---|
| D. 18 | at State Teachers College | 38-21 | W |
| D. 20 | at St. Stanislaus | 31-15 | W |
| D. 21 | at Loyola (New Orleans) | 38-15 | W |
| D. 22 | at Mobile YMCA | 26-17 | W |
| D. 23 | at Meridian All-Stars | 52-17 | W |
| J. 5 | SEWANEE | 53-10 | W |
| J. 10 | at Auburn | 34-31 | W |
| J. 11 | at Auburn | 24-27 | L |
| J. 12 | at Birmingham Athletic Club | 22-21 | W |
| J. 14 | MILLSAPS COLLEGE | 28-23 | W |
| J. 15 | MILLSAPS COLLEGE | 38-24 | W |
| J. 20 | at Mississippi College | 27-21 | W |
| J. 21 | at Tulane | 32-18 | W |
| J. 22 | at Tulane | 23-16 | W |
| J. 29 | VANDERBILT | 34-36 | L |
| F. 4 | OLE MISS | 36-22 | W |
| F. 5 | OLE MISS | 30-24 | W |
| F. 7 | at Ole Miss | 28-31 | L |
| F. 8 | at Ole Miss | 19-26 | L |
| F. 12 | BIRMINGHAM ATHLETIC CLUB | 38-33 | W |
| F. 14 | MISSISSIPPI COLLEGE | 28-44 | L |
| F. 15 | ALABAMA | 40-24 | W |
| F. 18 | at Alabama | 11-22 | L |
| F. 25 | Georgia Tech# | 24-40 | L |

Southern Conference Tournament - Atlanta, GA

1929-30 5-8

Coach: Ray G. Dauber

| | | | |
|-------|---------------------------|-------|---|
| J. 10 | at Meridian All-Stars | 43-17 | W |
| J. 11 | at State Teachers College | 50-29 | W |
| J. 12 | at State Teachers College | 31-16 | W |
| J. 17 | Tulane (@ Jackson) | 22-20 | W |
| J. 18 | Tulane (@ Jackson) | 19-22 | L |
| J. 24 | at Kentucky | 17-38 | L |
| J. 25 | at Kentucky | 14-20 | L |
| F. 1 | LSU (@ Meridian) | 24-30 | L |
| F. 7 | Ole Miss (@ Greenwood) | 26-30 | L |
| F. 8 | Ole Miss (@ Greenwood) | 19-23 | L |
| F. 11 | at Ole Miss | 31-38 | L |
| F. 12 | at Ole Miss | 28-27 | W |
| F. 21 | at Alabama | 22-26 | L |

1930-31 No Team

1927-28 13-7

Coach: Ray G. Dauber

| | | | |
|-------|------------------------|-------|---|
| D. 16 | BIRMINGHAM BOYS CLUB | 19-20 | L |
| D. 17 | BIRMINGHAM BOYS CLUB | 27-32 | L |
| D. 31 | at Memphis YMCA | 30-20 | W |
| J. 6 | TULANE | 52-14 | W |
| J. 7 | TULANE | 36-18 | W |
| J. 13 | at Mississippi College | 26-34 | L |
| J. 14 | at Mississippi College | 21-38 | L |
| J. 20 | at Vanderbilt | 44-38 | W |
| J. 21 | at The Rail Lites | 25-45 | L |
| J. 27 | LSU | 46-26 | W |
| J. 28 | LSU | 29-23 | W |
| F. 6 | at Ole Miss | 38-30 | W |
| F. 7 | at Ole Miss | 29-27 | W |
| F. 12 | at Alabama | 28-29 | L |
| F. 18 | ALABAMA | 26-21 | W |
| F. 20 | OLE MISS | 45-34 | W |
| F. 21 | OLE MISS | 40-36 | W |
| F. 24 | Washington & Lee# | 44-24 | W |

| MISSISSIPPI STATE IN FINAL NATIONAL RANKINGS | | | |
|---|------------------|-------|------------------|
| Season | Coach | W-L | Final Ranking |
| 1956-57 | Babe McCarthy | 17-8 | #15 AP |
| 1957-58 | Babe McCarthy | 20-5 | #15 AP |
| 1958-59 | Babe McCarthy | 24-1 | #3 AP; #T6 UPI |
| 1961-62 | Babe McCarthy | 24-1 | #4 AP; #4 UPI |
| 1962-63 | Babe McCarthy | 22-6 | #6 AP; #7 UPI |
| 1990-91 | Richard Williams | 20-9 | #21 AP; #18 UPI |
| 1994-95 | Richard Williams | 22-8 | #18 AP; #12 CNN |
| 1995-96 | Richard Williams | 26-8 | #19 AP; #4 CNN |
| 2001-02 | Rick Stansbury | 27-8 | #17 AP; #21 ESPN |
| 2002-03 | Rick Stansbury | 21-10 | #20 AP |
| 2003-04 | Rick Stansbury | 26-4 | #8 AP; #13 ESPN |



MSU ALL-TIME RESULTS

| | | | | |
|--|----------------------|----------------------------------|----------------------|---|
| 1931-32 | 5-10 | F. 9 +OLE MISS | 61-31 | W |
| Coach: Ray G. Dauber | | F. 10 at Mississippi College | 44-42 | W |
| J. 15 at Tulane | 21-18 | F. 11 at Mississippi College | 33-24 | W |
| J. 16 at Tulane | 36-26 | F. 13 +at LSU | 31-67 | L |
| J. 18 at LSU | 29-28 | F. 14 +at LSU | 39-46 | L |
| J. 19 at LSU | 15-40 | F. 15 +at Tulane | 53-31 | W |
| J. 25 LSU | 26-30 | F. 16 +at Tulane | 41-40 | W |
| J. 26 LSU | 29-33 | F. 22 +at Alabama | 22-30 | L |
| F. 5 at Ole Miss | 19-37 | F. 23 +ALABAMA | 45-41 | W |
| F. 6 at Ole Miss | 25-31 | F. 25 +at Ole Miss | 33-35 | L |
| F. 12 SEWANEE | 25-22 | F. 26 +at Ole Miss | 38-40 | L |
| F. 13 MISSISSIPPI COLLEGE | 27-20 | | | |
| F. 17 ALABAMA | 25-26 | | | |
| F. 19 OLE MISS | 25-35 | 1935-36 | 11-6; 9-5 SEC | |
| F. 20 OLE MISS | 26-38 | Coach: Frank Carideo | | |
| F. 22 at Alabama | 23-30 | D. 18 OGLETHORPE | 57-23 | W |
| F. 26 Georgia# | 26-48 | D. 19 OGLETHORPE | 47-26 | W |
| # Southern Conference Tournament - Atlanta, GA | | J. 10 +FLORIDA | 53-31 | W |
| | | J. 11 +FLORIDA | 36-22 | W |
| | | J. 13 +LSU | 49-38 | W |
| 1932-33 | 6-13; 3-9 SEC | J. 14 +LSU | 30-32 | L |
| Coach: Ray G. Dauber | | J. 29 +ALABAMA | 33-20 | W |
| J. 6 MISSISSIPPI COLLEGE | 26-46 | F. 7 +OLE MISS | 42-48 | L |
| J. 7 MISSISSIPPI COLLEGE | 43-24 | F. 8 +OLE MISS | 39-38 | W |
| J. 11 +LSU | 28-32 | F. 10 +at LSU | 37-43 | L |
| J. 12 +LSU | 26-49 | F. 11 +at LSU | 40-45 | L |
| J. 17 +at LSU | 40-45 | F. 13 +TULANE | 45-31 | W |
| J. 18 +at LSU | 33-37 | F. 14 +TULANE | 45-32 | W |
| J. 20 +at Tulane | 29-31 | F. 20 +at Ole Miss | 51-43 | W |
| J. 21 +at Tulane | 40-29 | F. 21 +at Ole Miss | 41-32 | W |
| F. 3 at Mississippi College | 40-41 | F. 24 +at Alabama | 19-54 | L |
| F. 4 at Mississippi College | 31-40 | F. 29 Kentucky* | 39-41 | L |
| F. 6 +ALABAMA | 36-38 | | | |
| F. 10 +OLE MISS | 40-36 | * SEC Tournament - Knoxville, TN | | |
| F. 11 +OLE MISS | 32-25 | | | |
| F. 17 +at Ole Miss | 49-50 | 1936-37 | 15-9; 6-7 SEC | |
| F. 18 +at Ole Miss | 27-41 | Coach: Frank Carideo | | |
| F. 20 +at Alabama | 16-41 | D. 12 MISSISSIPPI COLLEGE | 36-25 | W |
| F. 25 Alabama* | 30-25 | D. 14 MILLSAPS COLLEGE | 32-16 | W |
| F. 27 Vanderbilt* | 48-36 | J. 8 +at Florida | 27-25 | W |
| F. 28 Kentucky* | 27-46 | J. 9 +at Florida | 33-16 | W |
| * SEC Tournament - Atlanta, GA | | J. 11 at Duke | 33-29 | W |
| | | J. 12 at St. Joseph's (Pa.) | 28-36 | L |
| | | J. 13 at Catholic University | 41-28 | W |
| | | J. 16 +LSU | 53-36 | W |
| | | F. 4 LOYOLA (NEW ORLEANS) | 59-44 | W |
| 1933-34 | 8-11; 4-8 SEC | F. 5 LOYOLA (NEW ORLEANS) | 37-25 | W |
| Coach: Edwin "Goat" Hale | | F. 6 MILLSAPS COLLEGE | 49-27 | W |
| J. 9 +LSU | 47-46 | F. 9 +OLE MISS | 36-40 | L |
| J. 10 +LSU | 23-48 | F. 10 +OLE MISS | 43-34 | W |
| J. 12 at Mississippi College | 25-47 | F. 12 +at Tulane | 33-23 | W |
| J. 13 at Mississippi College | 29-27 | F. 13 +at Tulane | 29-41 | L |
| J. 16 at Southwestern | 67-26 | F. 15 +at LSU | 41-42 | L |
| J. 17 at Southwestern | 64-25 | F. 16 +at LSU | 39-38 | W |
| J. 29 +ALABAMA | 24-37 | F. 17 at Mississippi College | 46-42 | W |
| F. 2 +OLE MISS | 41-25 | F. 18 MEXICO CITY YMCA | 41-16 | W |
| F. 3 +OLE MISS | 22-29 | F. 19 +ALABAMA | 20-32 | L |
| F. 5 +at Tulane | 24-33 | F. 20 +at Alabama | 25-38 | L |
| F. 6 +at Tulane | 24-17 | F. 22 +at Ole Miss | 34-36 | L |
| F. 8 +at LSU | 39-54 | F. 23 +at Ole Miss | 42-50 | L |
| F. 9 +at LSU | 30-61 | F. 26 Georgia Tech* | 30-43 | L |
| F. 13 MISSISSIPPI COLLEGE | 34-38 | * SEC Tournament - Knoxville, TN | | |
| F. 14 MISSISSIPPI COLLEGE | 34-28 | | | |
| F. 16 +at Alabama | 28-29 | | | |
| F. 19 +at Ole Miss | 29-24 | | | |
| F. 20 +at Ole Miss | 35-36 | | | |
| F. 24 Alabama* | 25-37 | | | |
| * SEC Tournament - Atlanta, GA | | | | |
| | | 1937-38 | 9-12; 7-9 SEC | |
| | | Coach: Frank Carideo | | |
| | | D. 14 DELTA STATE TEACHERS | 51-35 | W |
| | | D. 30 at St. Joseph's (Pa.) | 23-39 | L |
| | | J. 1 at St. Thomas (Pa.) | 34-35 | L |
| | | J. 4 at Duke | 25-23 | W |
| | | J. 5 +at Tennessee | 35-31 | W |
| | | J. 8 +TENNESSEE | 34-31 | W |
| | | J. 11 +Ole Miss (@ Meridian) | 37-49 | L |
| | | J. 12 +Ole Miss (@ Jackson) | 58-45 | W |
| | | J. 31 +at LSU | 33-38 | L |
| | | F. 1 +at LSU | 22-31 | L |
| | | F. 4 +OLE MISS | 43-41 | W |

MSU ALL-TIME RESULTS



| | | | | | | | |
|-------------------------------------|-----------------------------|-------|-------------------------------|-----------------------------------|---------------------|-------|---|
| F. 5 | +OLE MISS | 44-45 | L | F. 10 | +at Tulane | 42-35 | W |
| F. 11 | +TULANE | 41-36 | W | F. 18 | +at Ole Miss | 40-41 | L |
| F. 12 | +TULANE | 34-36 | L | F. 19 | +OLE MISS | 33-20 | W |
| F. 14 | +LSU | 44-66 | L | F. 21 | +at Alabama | 28-32 | L |
| F. 15 | +LSU | 63-46 | W | F. 27 | Tennessee* | 29-35 | L |
| F. 18 | +at Ole Miss | 38-70 | L | * SEC Tournament - Louisville, KY | | | |
| F. 19 | +at Ole Miss | 45-59 | L | | | | |
| F. 22 | +at Alabama | 35-37 | L | | | | |
| F. 26 | +ALABAMA | 44-37 | W | | | | |
| M. 3 | Tennessee* | 34-41 | L | | | | |
| * SEC Tournament - Baton Rouge, LA | | | | | | | |
| 1938-39 | | | 8-12; 5-10 SEC | | | | |
| Coach: Frank Carideo | | | | | | | |
| D. 13 | HOWARD COLLEGE | 31-29 | W | D. 15 | HOWARD COLLEGE | 29-26 | W |
| D. 14 | HOWARD COLLEGE | 40-43 | L | D. 16 | HOWARD COLLEGE | 36-32 | W |
| J. 6 | +Ole Miss (@ Meridian) | 39-40 | L | D. 18 | +AUBURN | 29-39 | L |
| J. 7 | +Ole Miss (@ Jackson) | 37-33 | W | J. 8 | SPRING HILL | 47-31 | W |
| J. 11 | SOUTHWESTERN | 30-28 | W | J. 10 | +LSU | 43-41 | W |
| J. 12 | SOUTHWESTERN | 38-28 | W | J. 12 | +TULANE | 28-25 | W |
| J. 14 | +TENNESSEE | 24-23 | W | J. 21 | MISSISSIPPI COLLEGE | 43-25 | W |
| J. 30 | +LSU | 32-48 | L | J. 23 | +at Tulane | 32-31 | W |
| J. 31 | +LSU | 31-29 | W | J. 24 | +at LSU | 40-51 | L |
| F. 3 | +at LSU | 45-47 | L | F. 2 | +OLE MISS | 31-33 | L |
| F. 4 | +at LSU | 33-54 | L | F. 4 | +at Ole Miss | 52-37 | W |
| F. 9 | +at Ole Miss | 43-44 | L | F. 6 | +VANDERBILT | 38-41 | L |
| F. 10 | +at Ole Miss | 30-33 | L | F. 13 | +at Alabama | 27-37 | L |
| F. 13 | +at Kentucky | 28-39 | L | F. 14 | +at Auburn | 41-40 | W |
| F. 14 | +at Tennessee | 30-42 | L | F. 16 | +at Florida | 47-48 | L |
| F. 20 | +ALABAMA | 26-38 | L | F. 17 | +at Florida | 48-31 | W |
| F. 23 | +OLE MISS | 39-36 | W | F. 19 | +ALABAMA | 33-32 | W |
| F. 24 | +OLE MISS | 51-27 | W | F. 21 | +OLE MISS | 37-30 | W |
| F. 27 | +at Alabama | 36-49 | L | F. 23 | +at Ole Miss | 42-34 | W |
| M. 1 | Vanderbilt* | 40-73 | L | F. 27 | Tennessee* | 40-50 | L |
| * SEC Tournament - Louisville, KY | | | | | | | |
| 1939-40 | | | 9-6; 4-5 SEC | | | | |
| Coach: Stanfield "Dick" Hitt | | | | | | | |
| J. 5 | HOWARD COLLEGE | 45-36 | W | | | | |
| J. 6 | HOWARD COLLEGE | 38-32 | W | | | | |
| J. 13 | +LSU | 49-37 | W | | | | |
| J. 27 | at Millsaps College | 38-28 | W | | | | |
| J. 29 | +at LSU | 42-55 | L | | | | |
| J. 30 | at Mississippi College | 58-47 | W | | | | |
| F. 1 | MISSISSIPPI COLLEGE | 73-53 | W | | | | |
| F. 5 | +Ole Miss (@ Vicksburg) | 50-46 | W | | | | |
| F. 6 | +Ole Miss | 47-35 | W | | | | |
| F. 10 | +TULANE | 54-38 | W | | | | |
| F. 11 | +at Kentucky | 37-45 | L | | | | |
| F. 17 | +at Ole Miss | 51-64 | L | | | | |
| F. 20 | +at Alabama | 26-34 | L | | | | |
| F. 23 | +ALABAMA | 33-34 | L | | | | |
| F. 28 | Vanderbilt* | 36-46 | L | | | | |
| * SEC Tournament - Knoxville, TN | | | | | | | |
| 1940-41 | | | 12-10; 6-6 SEC | | | | |
| Coach: Stanfield "Dick" Hitt | | | | | | | |
| D. 11 | MISSISSIPPI COLLEGE | 38-34 | W | | | | |
| D. 13 | HOWARD COLLEGE | 29-28 | W | | | | |
| D. 14 | HOWARD COLLEGE | 26-29 | L | | | | |
| D. 16 | SOUTHWESTERN | 42-40 | W | | | | |
| D. 20 | +FLORIDA | 30-53 | L | | | | |
| J. 7 | +at Ole Miss | 30-35 | L | | | | |
| J. 8 | +OLE MISS | 30-23 | W | | | | |
| J. 11 | +LSU | 35-26 | W | | | | |
| J. 20 | at Southwestern | 51-33 | W | | | | |
| J. 21 | at Murray State | 36-56 | L | | | | |
| J. 22 | at Western Kentucky | 47-63 | L | | | | |
| J. 24 | +at Tennessee | 28-37 | L | | | | |
| J. 25 | at Howard College | 48-37 | W | | | | |
| J. 30 | +ALABAMA | 31-30 | W | | | | |
| F. 5 | +at Auburn | 48-44 | W | | | | |
| F. 7 | Miss. College (@ Vicksburg) | 63-45 | W | | | | |
| F. 8 | +at LSU | 37-39 | L | | | | |
| * SEC Tournament - Louisville, KY | | | | | | | |
| 1941-42 | | | 13-7; 9-6 SEC | | | | |
| Coach: Stanfield "Dick" Hitt | | | | | | | |
| D. 15 | HOWARD COLLEGE | 29-26 | W | | | | |
| D. 16 | HOWARD COLLEGE | 36-32 | W | | | | |
| D. 18 | +AUBURN | 29-39 | L | | | | |
| J. 8 | SPRING HILL | 47-31 | W | | | | |
| J. 10 | +LSU | 43-41 | W | | | | |
| J. 12 | +TULANE | 28-25 | W | | | | |
| J. 21 | MISSISSIPPI COLLEGE | 43-25 | W | | | | |
| J. 23 | +at Tulane | 32-31 | W | | | | |
| J. 24 | +at LSU | 40-51 | L | | | | |
| F. 2 | +OLE MISS | 31-33 | L | | | | |
| F. 4 | +at Ole Miss | 52-37 | W | | | | |
| F. 6 | +VANDERBILT | 38-41 | L | | | | |
| F. 13 | +at Alabama | 27-37 | L | | | | |
| F. 14 | +at Auburn | 41-40 | W | | | | |
| F. 16 | +at Florida | 47-48 | L | | | | |
| F. 17 | +at Florida | 48-31 | W | | | | |
| F. 19 | +ALABAMA | 33-32 | W | | | | |
| F. 21 | +OLE MISS | 37-30 | W | | | | |
| F. 23 | +at Ole Miss | 42-34 | W | | | | |
| F. 27 | Tennessee* | 40-50 | L | | | | |
| * SEC Tournament - Louisville, KY | | | | | | | |
| 1942-43 | | | 14-8; 13-7 SEC | | | | |
| Coach: Stanfield "Dick" Hitt | | | | | | | |
| D. 11 | +AUBURN | 41-35 | W | | | | |
| D. 12 | +AUBURN | 36-26 | W | | | | |
| D. 14 | +FLORIDA | 43-36 | W | | | | |
| D. 15 | +FLORIDA | 33-29 | W | | | | |
| D. 17 | +at Auburn | 38-37 | W | | | | |
| D. 18 | +at Auburn | 44-40 | W | | | | |
| J. 8 | +TENNESSEE | 33-35 | L | | | | |
| J. 9 | +LSU | 48-40 | W | | | | |
| J. 12 | +TULANE | 37-29 | W | | | | |
| J. 20 | +at LSU | 40-61 | L | | | | |
| J. 21 | +at Tulane | 43-58 | L | | | | |
| J. 30 | +VANDERBILT | 45-40 | W | | | | |
| F. 6 | +at Tennessee | 36-42 | L | | | | |
| F. 8 | +at Vanderbilt | 35-45 | L | | | | |
| F. 12 | +at Ole Miss | 51-52 | L | | | | |
| F. 13 | +at Ole Miss | 54-43 | W | | | | |
| F. 16 | +ALABAMA | 49-41 | W | | | | |
| F. 19 | +OLE MISS | 51-39 | W | | | | |
| F. 20 | +OLE MISS | 46-45 | W | | | | |
| F. 22 | +at Alabama | 37-47 | L | | | | |
| F. 27 | Georgia Tech* | 48-41 | W | | | | |
| F. 27 | Kentucky* | 43-52 | L | | | | |
| * SEC Tournament - Louisville, KY | | | | | | | |
| 1943-44 | | | No Team (World War II) | | | | |
| 1944-45 | | | 5-13; 2-9 SEC | | | | |
| Coach: Stanfield "Dick" Hitt | | | | | | | |
| J. 9 | MISSISSIPPI COLLEGE | 32-30 | W | | | | |
| J. 10 | MISSISSIPPI COLLEGE | 19-30 | L | | | | |
| J. 12 | +TENNESSEE | 26-41 | L | | | | |
| J. 15 | +LSU | 47-39 | W | | | | |
| J. 16 | +TULANE | 35-42 | L | | | | |
| J. 25 | COLUMBUS AFB | 55-28 | W | | | | |
| J. 26 | at Mississippi College | 32-46 | L | | | | |
| J. 27 | at Mississippi College | 34-45 | L | | | | |
| J. 29 | +at LSU | 27-62 | L | | | | |
| F. 1 | COLUMBUS AFB | 38-28 | W | | | | |
| F. 3 | +at Tennessee | 27-44 | L | | | | |
| F. 5 | +at Alabama | 36-45 | L | | | | |
| F. 9 | +OLE MISS | 44-37 | W | | | | |



MSU ALL-TIME RESULTS

| | | | | | |
|-------------------------------------|------------------------|-------|---|-----------------------------------|-----------------------|
| F. 10 | +OLE MISS | 24-61 | L | • 1948-49 | 4-13; 3-12 SEC |
| F. 15 | +at Ole Miss | 36-41 | L | • Coach: Paul Gregory | |
| F. 16 | +at Ole Miss | 32-45 | L | • D. 10 OUAUCHITA BAPTIST | 61-45 W |
| F. 24 | +ALABAMA | 38-57 | L | • D. 11 +at Auburn | 54-53 W |
| M. 1 | Georgia Tech* | 33-60 | L | • D. 13 +at Georgia | 40-70 L |
| * SEC Tournament - Knoxville, TN | | | | • D. 17 +at Ole Miss | 61-69 L |
| 1945-46 | | | | • J. 8 +at Tulane | 47-69 L |
| 5-14; 3-13 SEC | | | | • J. 10 +at LSU | 40-64 L |
| Coach: Stanfield "Dick" Hitt | | | | • J. 17 +VANDERBILT | 29-35 L |
| D. 10 | +at Auburn | 47-55 | L | • J. 18 +AUBURN | 47-43 W |
| D. 11 | +at Auburn | 26-37 | L | • J. 28 +LSU | 48-42 W |
| J. 11 | +LSU | 30-54 | L | • F. 4 +TULANE | 50-64 L |
| J. 16 | +TENNESSEE | 27-52 | L | • F. 8 +at Alabama | 45-50 L |
| J. 18 | +TULANE | 50-66 | L | • F. 12 +at Tennessee | 58-63 L |
| F. 4 | at Columbus AFB | 47-41 | W | • F. 14 +at Vanderbilt | 43-90 L |
| F. 5 | at Columbus AFB | 62-40 | W | • F. 18 +FLORIDA | 37-40 L |
| F. 6 | +ALABAMA | 29-34 | L | • F. 22 +ALABAMA | 31-43 L |
| F. 8 | +at LSU | 31-73 | L | • F. 25 +OLE MISS | 51-52 L |
| F. 9 | +at Tulane | 52-58 | L | • M. 3 Tennessee* | 46-73 L |
| F. 11 | +at Tennessee | 31-38 | L | * SEC Tournament - Louisville, KY | |
| F. 12 | +at Ole Miss | 44-58 | L | 1949-50 | |
| F. 13 | +at Ole Miss | 40-45 | L | 7-11; 6-10 SEC | |
| F. 15 | +AUBURN | 30-40 | L | Coach: Paul Gregory | |
| F. 16 | +AUBURN | 39-31 | W | • D. 3 +FLORIDA | 45-63 L |
| F. 19 | +OLE MISS | 50-43 | W | • D. 9 +GEORGIA | 51-40 W |
| F. 20 | +OLE MISS | 54-34 | W | • D. 17 +ALABAMA | 47-44 W |
| F. 23 | +at Alabama | 40-48 | L | • J. 4 +Kentucky (@ Owensboro) | 55-87 L |
| F. 28 | Georgia* | 44-45 | L | • J. 7 +AUBURN | 64-65 L |
| * SEC Tournament - Knoxville, TN | | | | • J. 14 +VANDERBILT | 50-62 L |
| 1946-47 | | | | • J. 18 +OLE MISS | 64-60 W |
| 10-11; 4-9 SEC | | | | • J. 23 +TENNESSEE | 65-56 W |
| Coach: Stanfield "Dick" Hitt | | | | • J. 30 +LSU | 48-41 W |
| D. 6 | +TULANE | 32-44 | L | • F. 1 +at Auburn | 60-65 L |
| D. 7 | HOWARD COLLEGE | 55-32 | W | • F. 4 +TULANE | 55-53 W |
| D. 13 | +FLORIDA | 55-24 | W | • F. 8 +at Alabama | 38-58 L |
| D. 14 | +AUBURN | 61-35 | W | • F. 13 +at Vanderbilt | 50-85 L |
| D. 16 | MISSISSIPPI COLLEGE | 58-34 | W | • F. 17 +at LSU | 58-68 L |
| D. 18 | at Howard College | 39-41 | L | • F. 18 +at Tulane | 53-73 L |
| J. 10 | +TENNESSEE | 34-35 | L | • F. 23 +at Ole Miss | 45-62 L |
| J. 11 | +LSU | 57-61 | L | • M. 2 Tulane* | 56-47 W |
| J. 15 | +OLE MISS | 53-31 | W | • M. 3 Kentucky* | 46-56 L |
| J. 18 | CHATTANOOGA | 52-31 | W | * SEC Tournament - Louisville, KY | |
| J. 30 | +at Alabama | 42-56 | L | 1950-51 | |
| J. 31 | at Chattanooga | 58-52 | W | 3-16; 2-12 SEC | |
| F. 1 | +at Tennessee | 36-65 | L | Coach: Paul Gregory | |
| F. 3 | +at Vanderbilt | 44-64 | L | • D. 8 at Arkansas State | 61-67 L |
| F. 7 | at Memphis State | 51-38 | W | • D. 9 at St. Louis University | 46-63 L |
| F. 13 | +at Tulane | 52-57 | L | • D. 11 at Louisville | 53-87 L |
| F. 14 | +at LSU | 49-64 | L | • D. 15 +LSU | 94-69 W |
| F. 15 | at Mississippi College | 82-48 | W | • D. 16 +TULANE | 52-74 L |
| F. 18 | +at Ole Miss | 49-59 | L | • J. 5 +at Tulane | 64-71 L |
| F. 22 | +ALABAMA | 37-34 | W | • J. 6 +at LSU | 61-76 L |
| F. 27 | Georgia Tech* | 52-65 | L | • J. 8 MISSISSIPPI COLLEGE | 103-52 W |
| * SEC Tournament - Louisville, KY | | | | • J. 15 +VANDERBILT | 60-63 L |
| 1947-48 | | | | • J. 17 +OLE MISS | 71-67 W |
| 6-12; 6-10 SEC | | | | • J. 26 +GEORGIA TECH | 46-55 L |
| Coach: Paul Gregory | | | | • F. 2 +KENTUCKY | 60-80 L |
| D. 5 | +VANDERBILT | 51-45 | W | • F. 5 +at Alabama | 69-75 L |
| D. 6 | +at Auburn | 49-35 | W | • F. 12 +TENNESSEE | 75-76 L |
| D. 8 | +at Florida | 47-53 | L | • F. 17 +at Georgia | 49-57 L |
| J. 10 | +at Vanderbilt | 48-51 | L | • F. 19 +at Florida | 64-68 L |
| J. 12 | +at Tennessee | 57-64 | L | • F. 24 +at Auburn | 85-92 L |
| J. 23 | LOUISIANA TECH | 43-53 | L | • F. 27 +at Ole Miss | 60-95 L |
| J. 24 | +TULANE | 33-53 | L | • M. 1 Kentucky* | 70-92 L |
| J. 30 | +ALABAMA | 32-31 | W | * SEC Tournament - Louisville, KY | |
| J. 31 | +LSU | 53-49 | W | 1951-52 | |
| F. 2 | +TENNESSEE | 46-47 | L | 12-11; 4-10 SEC | |
| F. 6 | +OLE MISS | 47-43 | W | Coach: Paul Gregory | |
| F. 7 | +OLE MISS | 45-42 | W | • D. 4 SEWANEE | 71-46 W |
| F. 13 | +at LSU | 40-65 | L | • D. 6 at Memphis State | 60-58 W |
| F. 14 | +at Tulane | 47-70 | L | • D. 8 ARKANSAS STATE | 67-43 W |
| F. 19 | +at Alabama | 47-55 | L | • D. 10 FLORIDA STATE | 75-47 W |
| F. 27 | +at Ole Miss | 37-59 | L | • D. 12 +LSU | 59-54 W |
| F. 28 | +at Ole Miss | 46-63 | L | • D. 13 +TULANE | 68-60 W |
| M. 4 | Tennessee* | 52-73 | L | | |
| * SEC Tournament - Louisville, KY | | | | | |

MSU ALL-TIME RESULTS



| | | | | | | | |
|-------|------------------------|--------|---|-------|------------------|--------|---|
| D. 15 | ARKANSAS | 79-39 | W | J. 8 | +at Auburn | 58-79 | L |
| D. 17 | at Arkansas State | 64-63 | W | J. 10 | +at Alabama | 73-99 | L |
| J. 5 | +GEORGIA | 83-55 | W | J. 15 | +VANDERBILT | 52-72 | L |
| J. 9 | +at Ole Miss | 62-77 | L | J. 17 | +GEORGIA TECH | 71-90 | L |
| J. 12 | +at Tulane | 58-71 | L | J. 19 | FLORIDA STATE | 76-91 | L |
| J. 14 | +at LSU | 78-103 | L | J. 29 | +LSU | 63-67 | L |
| J. 18 | +AUBURN | 61-68 | L | J. 31 | +TULANE | 60-69 | L |
| J. 30 | +at Georgia Tech | 64-66 | L | F. 4 | at Memphis State | 68-94 | L |
| J. 31 | at Birmingham-Southern | 107-72 | W | F. 7 | +KENTUCKY | 56-61 | L |
| F. 6 | +FLORIDA | 72-58 | W | F. 10 | +OLE MISS | 58-66 | L |
| F. 9 | +at Vanderbilt | 61-86 | L | F. 12 | +TENNESSEE | 67-93 | L |
| F. 11 | +at Kentucky | 66-110 | L | F. 19 | +at Florida | 66-77 | L |
| F. 16 | +ALABAMA | 61-63 | L | F. 21 | at Florida State | 86-102 | L |
| F. 22 | at Sewanee | 73-67 | W | F. 26 | +at LSU | 84-80 | W |
| F. 23 | +at Tennessee | 69-78 | L | F. 28 | +at Tulane | 59-78 | L |
| F. 26 | +OLE MISS | 61-73 | L | M. 5 | +at Ole Miss | 60-56 | W |
| F. 28 | LSU* | 44-77 | L | | | | |

* SEC Tournament - Louisville, KY

1952-53

9-10; 5-8 SEC

Coach: Paul Gregory

| | | | |
|-------|---------------------|--------|---|
| D. 1 | SEWANEE | 60-53 | W |
| D. 6 | BIRMINGHAM-SOUTHERN | 70-45 | W |
| D. 13 | at Arkansas | 71-102 | L |
| D. 19 | +at Florida | 75-79 | L |
| D. 20 | at Florida State | 52-82 | L |
| J. 5 | +TENNESSEE | 65-63 | W |
| J. 10 | +LSU | 55-75 | L |
| J. 12 | +TULANE | 67-61 | W |
| J. 17 | +OLE MISS | 73-60 | W |
| J. 28 | HOWARD COLLEGE | 81-56 | W |
| J. 31 | +at Auburn | 60-82 | L |
| F. 2 | +at Alabama | 58-70 | L |
| F. 9 | +GEORGIA TECH | 66-62 | W |
| F. 14 | +VANDERBILT | 82-75 | W |
| F. 20 | at Howard College | 91-87 | W |
| F. 21 | +at Georgia | 63-75 | L |
| F. 27 | +at LSU | 47-82 | L |
| F. 28 | +at Tulane | 52-69 | L |
| M. 7 | +at Ole Miss | 46-62 | L |

1953-54

11-10; 5-9 SEC

Coach: Paul Gregory

| | | | |
|-------|-----------------------|-------|---|
| D. 4 | FLORIDA STATE | 87-75 | W |
| D. 8 | HOWARD COLLEGE | 87-60 | W |
| D. 16 | at Arkansas State | 79-74 | W |
| J. 2 | Auburn (@ Birmingham) | 75-76 | L |
| J. 9 | +AUBURN | 79-74 | W |
| J. 11 | +ALABAMA | 52-69 | W |
| J. 14 | +at Georgia Tech | 75-74 | L |
| J. 16 | +at Vanderbilt | 69-79 | L |
| J. 27 | at Howard College | 72-67 | W |
| J. 30 | +at LSU | 54-65 | L |
| F. 1 | +at Tulane | 56-79 | L |
| F. 6 | +at Ole Miss | 53-63 | L |
| F. 10 | ARKANSAS STATE | 74-71 | W |
| F. 13 | +at Tennessee | 81-97 | L |
| F. 15 | +at Kentucky | 49-81 | L |
| F. 16 | at Sewanee | 65-61 | W |
| F. 20 | +FLORIDA | 70-66 | W |
| F. 22 | +GEORGIA | 75-60 | W |
| F. 27 | +LSU | 57-61 | L |
| M. 1 | +TULANE | 53-59 | L |
| M. 6 | +OLE MISS | 65-59 | W |

1954-55

6-17; 2-12 SEC

Coach: Paul Gregory

| | | | |
|-------|---------------------------|--------|---|
| D. 6 | at Washington (St. Louis) | 44-66 | L |
| D. 7 | at Southern Illinois | 72-69 | W |
| D. 8 | at Louisville | 64-113 | L |
| D. 11 | HOWARD COLLEGE | 78-55 | W |
| D. 13 | SEWANEE | 77-74 | W |
| D. 17 | at Howard College | 82-79 | W |
| J. 7 | +at Georgia | 75-90 | L |

1955-56

12-12; 6-8 SEC

Coach: Babe McCarthy

| | | | |
|-------|-------------------|--------|---|
| D. 2 | HOWARD COLLEGE | 108-65 | W |
| D. 12 | SOUTHWESTERN | 76-63 | W |
| D. 14 | at Arkansas State | 61-76 | L |
| D. 19 | Wake Forest# | 68-95 | L |
| D. 20 | Davidson# | 89-82 | W |
| D. 21 | Florida State# | 79-71 | W |
| J. 7 | +AUBURN | 68-81 | L |
| J. 9 | +ALABAMA | 75-87 | L |
| J. 14 | +at Georgia Tech | 59-87 | L |
| J. 16 | +at Vanderbilt | 49-69 | L |
| J. 17 | at Sewanee | 72-76 | L |
| J. 21 | ARKANSAS STATE | 86-78 | W |
| J. 27 | at Memphis State | 73-105 | L |
| J. 30 | +at Ole Miss | 100-79 | W |
| F. 1 | TAMPA | 89-64 | W |
| F. 4 | +at LSU | 87-78 | W |
| F. 6 | +at Tulane | 72-110 | L |
| F. 11 | +at Tennessee | 75-58 | W |
| F. 13 | +at Kentucky | 65-86 | L |
| F. 18 | +FLORIDA | 84-74 | W |
| F. 20 | +GEORGIA | 83-71 | W |
| F. 25 | +LSU | 71-79 | L |
| F. 27 | +TULANE | 78-83 | L |
| M. 1 | +OLE MISS | 82-74 | W |

Carousel Classic - Charlotte, NC

1956-57

17-8; 9-5 SEC

Coach: Babe McCarthy

| | | | |
|-------|-------------------------|--------|---|
| N. 30 | UNION | 87-64 | W |
| D. 3 | HOWARD COLLEGE | 106-70 | W |
| D. 5 | MEMPHIS STATE | 78-89 | L |
| D. 8 | at Mississippi College | 99-80 | W |
| D. 10 | at Southwestern | 83-56 | W |
| D. 15 | MISSISSIPPI COLLEGE | 83-67 | W |
| D. 17 | ARK. STATE TEACHERS COL | 102-80 | W |
| D. 28 | Denver# | 69-65 | W |
| D. 31 | at Murray State | 80-91 | L |
| J. 5 | +at Auburn | 66-86 | L |
| J. 7 | +at Alabama | 78-83 | L |
| J. 12 | +GEORGIA TECH | 77-80 | L |
| J. 14 | +VANDERBILT | 63-62 | W |
| J. 19 | +OLE MISS | 82-72 | W |
| J. 26 | at Memphis State | 83-86 | L |
| F. 1 | +LSU | 81-72 | W |
| F. 2 | +TULANE | 85-72 | W |
| F. 9 | +TENNESSEE | 97-90 | W |
| F. 11 | +KENTUCKY | 89-81 | W |
| F. 15 | at Tampa | 113-87 | W |
| F. 16 | +at Florida | 80-89 | L |
| F. 18 | +at Georgia | 86-73 | W |
| F. 22 | +at LSU | 94-76 | W |
| F. 23 | +at Tulane | 79-81 | L |
| F. 28 | +at Ole Miss | 81-73 | W |

Evansville Holiday Tournament - Evansville, IN



MSU ALL-TIME RESULTS

| 1957-58 | | 20-5; 9-5 SEC | | | |
|---|----------------------------|---------------|---|---|--|
| Coach: Babe McCarthy | | | | | |
| D. 2 | at Union | 80-56 | W | • J. 11 | +at Vanderbilt 72-79 L |
| D. 5 | HOWARD COLLEGE | 114-57 | W | • J. 16 | +at Ole Miss 60-67 L |
| D. 7 | SOUTHWESTERN | 97-75 | W | • J. 23 | LOYOLA (NEW ORLEANS) 76-60 W |
| D. 11 | at Memphis State | 56-54 | W | • J. 30 | +at LSU 71-60 W |
| D. 13 | Miami, Fla.# | 66-63 | W | • F. 1 | +at Tulane OT 47-51 L |
| D. 14 | Auburn# | 52-37 | W | • F. 6 | +at Tennessee 38-48 L |
| D. 19 | MURRAY STATE | 86-69 | W | • F. 8 | +at Kentucky 59-90 L |
| D. 27 | OLE MISS@ | 66-53 | W | • F. 9 | at Morehead State OT 75-73 W |
| D. 28 | MOREHEAD STATE@ | 46-41 | W | • F. 13 | +GEORGIA OT 63-67 L |
| J. 4 | +AUBURN | 70-42 | W | • F. 15 | +FLORIDA 81-75 W |
| J. 6 | +ALABAMA | 46-42 | W | • F. 20 | +LSU 64-69 W |
| J. 11 | +at Georgia Tech | 61-78 | L | • F. 22 | +TULANE 70-66 W |
| J. 13 | +at Vanderbilt | 62-74 | L | • F. 27 | +OLE MISS 72-54 W |
| J. 18 | +at Ole Miss | 62-67 | L | • # Murray State Invitational - Murray, KY | |
| J. 25 | at Murray State | 75-57 | W | • @ Sugar Bowl Tournament - New Orleans, LA | |
| J. 27 | SOUTHEASTERN LOUISIANA | 75-61 | W | 1960-61 19-6; 11-3 SEC | |
| F. 1 | +at LSU | 71-54 | W | Coach: Babe McCarthy | |
| F. 3 | +at Tulane | 71-63 | W | SEC CHAMPIONS | |
| F. 8 | +at Tennessee | 83-104 | L | • D. 3 | SOUTHEASTERN LOUISIANA 77-55 W |
| F. 10 | +at Kentucky | 62-72 | L | • D. 5 | UNION 115-59 W |
| F. 15 | +FLORIDA | 90-78 | W | • D. 8 | at Louisiana Tech 60-61 L |
| F. 17 | +GEORGIA | 92-77 | W | • D. 10 | Louisiana College (@ Jackson) 117-86 W |
| F. 22 | +LSU | 95-72 | W | • D. 13 | SPRING HILL 98-75 W |
| F. 24 | +TULANE | 74-62 | W | • D. 17 | MURRAY STATE 94-81 W |
| F. 27 | +OLE MISS | 91-60 | W | • D. 19 | at Loyola (New Orleans) 60-83 L |
| # Birmingham Classic - Birmingham, AL | | | | | |
| @ MSU Holiday Tournament - Starkville, MS | | | | | |
| 1958-59 24-1; 13-1 SEC | | | | | |
| Coach: Babe McCarthy | | | | | |
| SEC CHAMPIONS | | | | | |
| D. 1 | SOUTHEASTERN LOUISIANA | 94-72 | W | • D. 29 | at Rice 68-60 W |
| D. 4 | UNION | 121-78 | W | • D. 30 | Texas (@ Houston) 82-93 L |
| D. 6 | at Southwestern | 91-46 | W | • J. 3 | DELTA STATE 92-53 W |
| D. 8 | at Arkansas State | 72-57 | W | • J. 7 | +at Auburn 56-48 W |
| D. 13 | at Murray State | 63-62 | W | • J. 10 | +at Alabama 80-63 W |
| D. 15 | ARKANSAS STATE | 98-71 | W | • J. 14 | +VANDERBILT 74-65 W |
| D. 19 | MOREHEAD STATE | 87-63 | W | • J. 16 | +GEORGIA TECH OT 62-61 W |
| D. 29 | Maryland# | 56-45 | W | • J. 21 | +OLE MISS 63-40 W |
| D. 30 | Memphis State# | 73-55 | W | • J. 28 | at Delta State 99-77 W |
| J. 3 | +at Auburn | 66-97 | L | • F. 4 | +LSU 77-61 W |
| J. 5 | +at Alabama | 81-64 | W | • F. 6 | +TULANE 73-59 W |
| J. 10 | +GEORGIA TECH | 75-67 | W | • F. 11 | +TENNESSEE 72-67 W |
| J. 12 | +VANDERBILT | 83-65 | W | • F. 13 | +KENTUCKY 62-68 L |
| J. 17 | +OLE MISS | 87-58 | W | • F. 18 | +at Florida 57-59 L |
| J. 24 | MURRAY STATE | 63-48 | W | • F. 20 | +at Georgia 99-77 W |
| J. 29 | at Memphis State | 53-52 | W | • F. 25 | +at LSU 56-54 W |
| J. 31 | +LSU | 78-71 | W | • F. 27 | +at Tulane 62-57 W |
| F. 2 | +TULANE | 55-46 | W | • M. 4 | +at Ole Miss 70-74 L |
| F. 7 | +TENNESSEE | 52-45 | W | 1961-62 24-1; 13-1 SEC | |
| F. 9 | +KENTUCKY | 66-58 | W | Coach: Babe McCarthy | |
| F. 14 | +at Florida | 105-68 | W | SEC Co-CHAMPIONS | |
| F. 16 | +at Georgia | 76-56 | W | • D. 2 | SOUTHEASTERN LOUISIANA 96-73 W |
| F. 21 | +at LSU | 75-67 | W | • D. 4 | SOUTHWESTERN LOUISIANA 88-61 W |
| F. 23 | +at Tulane | 65-51 | W | • D. 6 | LOUISIANA TECH 81-58 W |
| F. 28 | +at Ole Miss | 23-16 | W | • D. 9 | DELTA STATE 84-55 W |
| # Sugar Bowl Tournament - New Orleans, LA | | | | | |
| 1959-60 12-13; 5-9 SEC | | | | | |
| Coach: Babe McCarthy | | | | | |
| D. 2 | TROY STATE | 66-50 | W | • D. 11 | LOUISIANA COLLEGE 113-70 W |
| D. 5 | SOUTHEASTERN LOUISIANA | 83-65 | W | • D. 15 | at Murray State 69-57 W |
| D. 7 | UNION | 88-68 | W | • D. 19 | at Memphis State 83-71 W |
| D. 9 | Louisiana Tech (@ Jackson) | 62-71 | L | • D. 29 | Maryland# 64-62 W |
| D. 12 | LOUISIANA COLLEGE | 90-61 | W | • D. 30 | LSU# 73-51 W |
| D. 18 | Baylor# OT | 70-61 | W | • J. 6 | +AUBURN 51-48 W |
| D. 19 | Memphis State# | 62-79 | L | • J. 13 | +at Vanderbilt 86-100 L |
| D. 29 | Western Kentucky@ | 50-61 | L | • J. 15 | +at Georgia Tech 57-56 W |
| D. 30 | Virginia Tech@ | 61-82 | L | • J. 17 | +ALABAMA 67-40 W |
| J. 2 | +AUBURN | 48-64 | L | • J. 20 | +at Ole Miss 61-57 W |
| J. 4 | +ALABAMA | 85-56 | W | • J. 27 | NORTHEAST LOUISIANA 89-79 W |
| J. 9 | +at Georgia Tech | 60-82 | L | • J. 29 | at Delta State 106-76 W |
| # Sugar Bowl Tournament - New Orleans, LA | | | | | |



MSU ALL-TIME RESULTS



Featuring future first-round NBA draft picks Wiley Peck (54) and Rickey Brown (3), the 1978-79 team broke a 16-year postseason tournament drought for Mississippi State by participating in the 1979 National Invitation Tournament.

| | | | | | | | | |
|--------------------------------------|---------------------------------|----------|---|---|------------------------|-----|--------|-----------------------|
| M. 6 | +at Vanderbilt | 75-76 | L | • J. 2 | +LSU | OT | 84-82 | W |
| M. 8 | +at Kentucky | OT 93-94 | L | • J. 4 | +OLE MISS | | 73-48 | W |
| # Dayton Invitational - Dayton, OH | | | | • J. 8 | +at Alabama | | 59-76 | W |
| 1976-77 | | | | • J. 14 | +at Georgia | | 57-44 | L |
| Coach: Kermit Davis | | | | • J. 16 | +at Tennessee | | 70-68 | W |
| N. 27 | KENTUCKY WESLEYAN | 89-49 | W | • J. 21 | +KENTUCKY | | 65-75 | L |
| N. 29 | NEW ORLEANS | 86-83 | W | • J. 23 | +VANDERBILT | | 79-73 | W |
| D. 1 | TROY STATE | 87-69 | W | • J. 28 | +at Florida | | 78-74 | W |
| D. 2 | SOUTHERN MISSISSIPPI | 96-72 | W | • J. 30 | +at Auburn | | 74-85 | L |
| D. 6 | at Southwestern Louisiana | 78-72 | W | • F. 4 | +ALABAMA | | 69-60 | W |
| D. 9 | NORTHEAST MISSOURI ST | 107-58 | W | • F. 11 | +GEORGIA | | 68-45 | W |
| D. 11 | TEXAS | OT 91-89 | W | • F. 13 | +TENNESSEE | | 62-60 | W |
| D. 28 | Wake Forest# | 88-83 | W | • F. 18 | +at Kentucky | | 56-58 | L |
| D. 29 | at Old Dominion# | 78-82 | L | • F. 20 | +at Vanderbilt | | 55-48 | W |
| J. 3 | +at Florida | 75-97 | L | • F. 25 | +FLORIDA | | 70-51 | W |
| J. 5 | +at Auburn | 81-79 | W | • F. 27 | +AUBURN | OT | 83-82 | W |
| J. 8 | +OLE MISS | 85-49 | W | • M. 4 | +at LSU | | 68-67 | W |
| J. 12 | +LSU | 80-77 | W | • M. 6 | +at Ole Miss | | 60-61 | L |
| J. 15 | +ALABAMA | 63-65 | L | • # Lobo Invitational - Albuquerque, NM | | | | |
| J. 22 | +at Georgia | 73-82 | L | 1978-79 | | | | 19-9; 11-7 SEC |
| J. 24 | +at Tennessee | 59-68 | L | Coach: Jim Hatfield | | | | |
| J. 29 | +VANDERBILT | 102-77 | W | • N. 30 | SOUTH ALABAMA | | 86-78 | W |
| J. 31 | +KENTUCKY | 85-92 | L | • D. 2 | AUBURN-MONTGOMERY | | 90-68 | W |
| F. 5 | +at Ole Miss | 67-82 | L | • D. 4 | SOUTHERN MISSISSIPPI | | 87-78 | W |
| F. 7 | +at LSU | 66-71 | L | • D. 7 | at Memphis State | | 93-64 | W |
| F. 12 | +at Alabama | 69-73 | L | • D. 9 | MIDDLE TENNESSEE STATE | | 85-50 | W |
| F. 19 | +GEORGIA | 98-69 | W | • D. 18 | Iowa State (@ Jackson) | | 80-70 | W |
| F. 21 | +TENNESSEE | 68-76 | L | • D. 28 | Oral Roberts# | | 91-69 | W |
| F. 26 | +at Vanderbilt | 66-68 | L | • D. 29 | at Louisville# | | 80-73 | W |
| F. 28 | at Kentucky | 64-77 | L | • J. 3 | +at Alabama | | 65-87 | L |
| M. 5 | +FLORIDA | 72-79 | L | • J. 6 | +at Georgia | | 67-69 | L |
| M. 7 | +AUBURN | 89-75 | W | • J. 8 | +at Tennessee | | 72-62 | W |
| # Old Dominion Classic - Norfolk, VA | | | | • J. 11 | +OLE MISS | 2OT | 101-92 | W |
| 1977-78 | | | | • J. 13 | +VANDERBILT | | 74-68 | W |
| Coach: Ron Greene | | | | • J. 15 | +KENTUCKY | | 63-61 | W |
| N. 26 | BISCAYNE | 95-78 | W | • J. 20 | +at Florida | | 75-77 | L |
| N. 28 | Arkansas (@ Little Rock) | 61-94 | L | • J. 22 | +at Auburn | | 74-72 | W |
| D. 3 | at Texas | 69-81 | L | • J. 27 | +ALABAMA | | 67-68 | L |
| D. 5 | NORTHEAST LOUISIANA | 78-89 | L | • F. 3 | +GEORGIA | | 86-62 | W |
| D. 7 | BIRMINGHAM-SOUTHERN | 81-55 | W | • F. 5 | +TENNESSEE | 2OT | 90-84 | W |
| D. 10 | MANSFIELD STATE | 74-54 | W | • F. 8 | +LSU | | 48-52 | L |
| D. 19 | Southern Mississippi (@ Biloxi) | 82-79 | W | • F. 10 | +at Vanderbilt | OT | 68-70 | L |
| D. 29 | Syracuse# | 66-76 | L | • F. 12 | +at Kentucky | | 65-80 | L |
| D. 30 | Vermont# | 79-50 | W | • F. 17 | +FLORIDA | | 80-64 | W |
| | | | | • F. 19 | +AUBURN | | 73-66 | W |

MSU ALL-TIME RESULTS



| | | | | |
|---|---------------|-------|---|---|
| F. 22 | +at Ole Miss | 68-64 | W | • |
| F. 24 | +at LSU | 65-57 | W | • |
| F. 28 | Georgia* | 72-75 | L | • |
| M. 8 | ALCORN STATES | 78-80 | L | • |
| # Louisville Holiday Classic - Louisville, KY | | | | |
| * SEC Tournament - Birmingham, AL | | | | |
| § National Invitation Tournament | | | | |

1979-80 13-14; 7-11 SEC

| | | | | |
|----------------------------|----------------|------------|---|---|
| Coach: Jim Hatfield | | | | |
| N. 30 | Cincinnati# | 87-72 | W | • |
| D. 1 | Alcorn State# | 83-80 | W | • |
| D. 6 | +VANDERBILT | OT 110-106 | W | • |
| D. 8 | MOREHEAD STATE | 84-62 | W | • |
| D. 15 | +at Florida | 90-72 | W | • |
| D. 18 | at Iowa State | 84-63 | W | • |
| D. 21 | Iowa@ | 62-81 | L | • |
| D. 22 | Pacific@ | 65-63 | W | • |
| D. 27 | Alcorn State% | 75-82 | L | • |
| D. 28 | Rider% | 72-64 | W | • |
| J. 2 | +ALABAMA | 80-66 | W | • |
| J. 5 | +at LSU | 58-80 | W | • |
| J. 9 | +GEORGIA | 88-75 | L | • |
| J. 12 | +at Auburn | 67-77 | L | • |
| J. 17 | +TENNESSEE | 61-70 | L | • |
| J. 19 | +at Ole Miss | 64-75 | L | • |
| J. 23 | +KENTUCKY | 67-89 | L | • |
| J. 26 | +at Vanderbilt | 74-92 | L | • |
| J. 30 | +at Alabama | 68-80 | L | • |
| F. 2 | +LSU | 63-75 | L | • |
| F. 6 | +at Georgia | 62-56 | W | • |
| F. 9 | +AUBURN | 76-72 | W | • |
| F. 13 | +at Tennessee | 73-85 | L | • |
| F. 16 | +OLE MISS | 66-73 | L | • |
| F. 20 | +at Kentucky | 65-71 | L | • |
| F. 23 | +FLORIDA | 90-73 | W | • |
| F. 28 | Alabama* | 75-76 | L | • |

Babe McCarthy Tip-Off Tournament - Biloxi, MS
 @ Dayton Invitational - Dayton, OH
 % Senior Bowl Tournament - Mobile, AL
 * SEC Tournament - Birmingham, AL

1980-81 8-19; 3-15 SEC

| | | | | |
|----------------------------|----------------------------------|----------|---|---|
| Coach: Jim Hatfield | | | | |
| D. 3 | VIRGINIA TECH | 68-61 | W | • |
| D. 6 | +FLORIDA | 89-68 | W | • |
| D. 13 | TROY STATE | 68-52 | W | • |
| D. 15 | Southern Mississippi (@ Jackson) | 53-68 | L | • |
| D. 17 | TENNESSEE-MARTIN | 87-62 | W | • |
| D. 19 | Southwestern Louisiana# | 75-71 | W | • |
| D. 20 | at Fresno State# | 45-58 | L | • |
| D. 29 | Portland@ | 46-45 | W | • |
| D. 30 | at Nevada-Las Vegas@ | 67-75 | L | • |
| J. 3 | +at Vanderbilt | 61-79 | L | • |
| J. 7 | +ALABAMA | 69-80 | L | • |
| J. 10 | +LSU | 69-81 | L | • |
| J. 14 | +at Georgia | 64-66 | L | • |
| J. 17 | +AUBURN | 69-61 | W | • |
| J. 21 | +at Tennessee | 57-81 | L | • |
| J. 24 | +OLE MISS | OT 52-59 | L | • |
| J. 28 | +at Kentucky | 64-71 | L | • |
| J. 31 | +VANDERBILT | 69-68 | W | • |
| F. 4 | +at Alabama | 79-91 | L | • |
| F. 7 | +at LSU | 89-94 | L | • |
| F. 11 | +GEORGIA | OT 65-68 | L | • |
| F. 14 | +at Auburn | 55-66 | L | • |
| F. 18 | +TENNESSEE | 70-73 | L | • |
| F. 21 | +at Ole Miss | 61-72 | L | • |
| F. 25 | +KENTUCKY | 74-78 | L | • |
| F. 28 | +at Florida | 71-81 | L | • |
| M. 4 | Vanderbilt* | 58-71 | L | • |

Sun Met Classic - Fresno, CA
 @ Holiday Classic - Las Vegas, NV
 * SEC Tournament - Birmingham, AL



A school-record three Mississippi State players were chosen in the 1983 NBA Draft, as (L-R) Terry Lewis, Kalpatrick Wells and Jeff Malone all went in the first four rounds.

1981-82 8-19; 3-15 SEC

| | | | | |
|------------------------|---------------------|----------|---|---|
| Coach: Bob Boyd | | | | |
| N. 27 | AUBURN-MONTGOMERY | 68-43 | W | • |
| N. 29 | +at Florida | 62-70 | L | • |
| D. 1 | BIRMINGHAM-SOUTHERN | 71-46 | W | • |
| D. 5 | UT-CHATTANOOGA | 69-57 | W | • |
| D. 7 | MEMPHIS STATE | OT 48-47 | W | • |
| D. 12 | TENNESSEE-MARTIN | 41-65 | L | • |
| D. 18 | at Houston# | 49-96 | L | • |
| D. 19 | Clemson# | 32-59 | L | • |
| D. 22 | at Virginia Tech | 53-75 | L | • |
| J. 2 | +VANDERBILT | 53-66 | L | • |
| J. 6 | +ALABAMA | 53-71 | L | • |
| J. 9 | +at LSU | 56-78 | L | • |
| J. 13 | +GEORGIA | 20-26 | L | • |
| J. 16 | +at Auburn | 49-62 | L | • |
| J. 20 | +TENNESSEE | 44-54 | L | • |
| J. 23 | +at Ole Miss | 30-54 | L | • |
| J. 27 | +KENTUCKY | 56-51 | W | • |
| J. 30 | +at Vanderbilt | 33-31 | W | • |
| F. 3 | +at Alabama | 63-66 | L | • |
| F. 6 | +LSU | 43-57 | L | • |
| F. 10 | +at Georgia | 49-71 | L | • |
| F. 13 | +AUBURN | 59-45 | W | • |
| F. 17 | +at Tennessee | 48-50 | L | • |
| F. 20 | +OLE MISS | 33-47 | L | • |
| F. 24 | +at Kentucky | 54-71 | L | • |
| F. 27 | +FLORIDA | 65-56 | W | • |
| M. 3 | Auburn* | OT 36-38 | L | • |

Kettle Classic - Houston, TX
 * SEC Tournament - Lexington, KY



MSU ALL-TIME RESULTS

| 1982-83 | | 17-12; 9-9 SEC | | | | | |
|--|---------------------------|----------------|---|-----------------------------------|---------------------------|----------------|---|
| Coach: Bob Boyd | | | | | | | |
| N. 29 | SOUTHERN MISSISSIPPI | 81-58 | W | D. 11 | SOUTHERN MISSISSIPPI | 71-53 | W |
| D. 1 | at Houston | 65-74 | L | D. 15 | MEMPHIS STATE | 59-68 | L |
| D. 4 | NORTHWESTERN STATE | 97-59 | W | D. 17 | at Alabama-Birmingham | 63-65 | L |
| D. 6 | FLORIDA INTERNATIONAL | 102-66 | W | D. 28 | Purdue# | 46-77 | L |
| D. 11 | NORTH ALABAMA | 80-49 | W | D. 29 | Wake Forest# | 65-67 | L |
| D. 17 | Alabama-Birmingham# | 67-47 | W | J. 3 | +at Alabama | 71-67 | W |
| D. 18 | at Tennessee-Chattanooga# | 54-62 | L | J. 5 | +LSU | 83-69 | W |
| D. 28 | at Tulane@ | 51-47 | W | J. 9 | +GEORGIA | 65-64 | W |
| D. 29 | Southwestern Louisiana@ | 65-56 | W | J. 12 | +at Auburn | 53-62 | L |
| J. 3 | +at Auburn | 66-77 | L | J. 16 | +at Kentucky | 57-58 | L |
| J. 5 | +at Florida | 62-60 | W | J. 19 | +OLE MISS | 61-44 | W |
| J. 8 | +VANDERBILT | 64-48 | W | J. 23 | +TENNESSEE | 82-66 | W |
| J. 10 | +KENTUCKY | 53-59 | L | J. 26 | +at Vanderbilt | 71-70 | W |
| J. 15 | +at Tennessee | 75-74 | W | J. 30 | +at Florida | 57-72 | L |
| J. 17 | +at Georgia | 59-75 | L | F. 2 | +ALABAMA | 48-46 | W |
| J. 22 | +OLE MISS | 61-67 | L | F. 6 | +at LSU | 65-80 | L |
| J. 24 | +LSU | 80-65 | W | F. 9 | +at Georgia | 74-79 | W |
| J. 31 | +ALABAMA | 78-69 | W | F. 13 | +AUBURN | 82-65 | W |
| F. 5 | +at Vanderbilt | 60-63 | L | F. 16 | +KENTUCKY | 82-69 | W |
| F. 8 | +at Kentucky | 67-88 | L | F. 20 | +at Ole Miss | 50-53 | L |
| F. 12 | +TENNESSEE | 75-66 | W | F. 23 | +at Tennessee | 64-79 | L |
| F. 15 | +GEORGIA | 73-64 | W | F. 27 | +VANDERBILT | 71-81 | L |
| F. 19 | +at Ole Miss | 67-69 | L | M. 2 | +FLORIDA | 63-69 | L |
| F. 21 | +at LSU | 73-86 | L | M. 7 | Alabama* | 31-42 | L |
| F. 26 | +at Alabama | 58-83 | L | # Sun Bowl Classic - El Paso, TX | | | |
| M. 3 | +AUBURN | 69-53 | W | * SEC Tournament - Birmingham, AL | | | |
| M. 5 | +FLORIDA | 73-62 | W | | | | |
| M. 11 | Vanderbilt* | 76-61 | W | | | | |
| M. 12 | Alabama* | 50-51 | L | | | | |
| # Krystal Classic - Chattanooga, TN | | | | | | | |
| @ Sugar Bowl Classic - New Orleans, LA | | | | | | | |
| * SEC Tournament - Birmingham, AL | | | | | | | |
| 1983-84 | | 9-19; 4-14 SEC | | | | | |
| Coach: Bob Boyd | | | | | | | |
| N. 28 | BIRMINGHAM-SOUTHERN | 47-40 | W | | | | |
| N. 30 | HOUSTON | 62-68 | L | | | | |
| D. 3 | TROY STATE | 77-49 | W | | | | |
| D. 6 | at Southern Mississippi | 48-55 | L | | | | |
| D. 10 | at Memphis State | 50-49 | W | | | | |
| D. 13 | ALABAMA-BIRMINGHAM | 53-55 | L | | | | |
| D. 17 | NORTH ALABAMA | 70-64 | W | | | | |
| D. 22 | +AUBURN | 55-73 | L | | | | |
| D. 29 | Memphis State# | 42-43 | L | | | | |
| D. 30 | at Southern California# | 57-55 | W | | | | |
| J. 4 | +FLORIDA | 55-56 | L | | | | |
| J. 7 | +at Vanderbilt | 54-67 | L | | | | |
| J. 11 | +at Kentucky | 42-51 | L | | | | |
| J. 14 | +TENNESSEE | 63-56 | W | | | | |
| J. 16 | +GEORGIA | 52-54 | L | | | | |
| J. 21 | +at Ole Miss | 64-56 | W | | | | |
| J. 23 | +at LSU | 64-80 | L | | | | |
| J. 28 | +at Alabama | 57-74 | L | | | | |
| F. 2 | +VANDERBILT | 54-57 | L | | | | |
| F. 6 | +KENTUCKY | 58-77 | L | | | | |
| F. 11 | +at Tennessee | 42-45 | L | | | | |
| F. 13 | +at Georgia | 45-69 | L | | | | |
| F. 18 | +OLE MISS | 70-51 | W | | | | |
| F. 20 | +LSU | 70-85 | L | | | | |
| F. 26 | +ALABAMA | 74-70 | W | | | | |
| M. 1 | +at Auburn | 53-68 | L | | | | |
| M. 3 | +at Florida | 59-60 | L | | | | |
| M. 7 | Georgia* | 49-52 | L | | | | |
| # Winston Tire Classic - Los Angeles, CA | | | | | | | |
| * SEC Tournament - Nashville, TN | | | | | | | |
| 1984-85 | | 13-15; 9-9 SEC | | | | | |
| Coach: Bob Boyd | | | | | | | |
| N. 27 | JACKSON STATE | 77-46 | W | | | | |
| D. 1 | DELTA STATE | 76-58 | W | | | | |
| D. 5 | at Kansas State | 58-67 | L | | | | |
| D. 8 | SOUTHEAST MISSOURI STATE | 63-56 | W | | | | |
| D. 11 | SOUTHERN MISSISSIPPI | 71-53 | W | D. 15 | MEMPHIS STATE | 59-68 | L |
| D. 17 | at Alabama-Birmingham | 63-65 | L | D. 17 | at Alabama-Birmingham | 63-65 | L |
| D. 28 | Purdue# | 46-77 | L | D. 28 | Purdue# | 46-77 | L |
| D. 29 | Wake Forest# | 65-67 | L | D. 29 | Wake Forest# | 65-67 | L |
| J. 3 | +at Alabama | 71-67 | W | J. 3 | +at Alabama | 71-67 | W |
| J. 5 | +LSU | 83-69 | W | J. 5 | +LSU | 83-69 | W |
| J. 9 | +GEORGIA | 65-64 | W | J. 9 | +GEORGIA | 65-64 | W |
| J. 12 | +at Auburn | 53-62 | L | J. 12 | +at Auburn | 53-62 | L |
| J. 16 | +at Kentucky | 57-58 | L | J. 16 | +at Kentucky | 57-58 | L |
| J. 19 | +OLE MISS | 61-44 | W | J. 19 | +OLE MISS | 61-44 | W |
| J. 23 | +TENNESSEE | 82-66 | W | J. 23 | +TENNESSEE | 82-66 | W |
| J. 26 | +at Vanderbilt | 71-70 | W | J. 26 | +at Vanderbilt | 71-70 | W |
| J. 30 | +at Florida | 57-72 | L | J. 30 | +at Florida | 57-72 | L |
| F. 2 | +ALABAMA | 48-46 | W | F. 2 | +ALABAMA | 48-46 | W |
| F. 6 | +at LSU | 65-80 | L | F. 6 | +at LSU | 65-80 | L |
| F. 9 | +at Georgia | 74-79 | W | F. 9 | +at Georgia | 74-79 | W |
| F. 13 | +AUBURN | 82-65 | W | F. 13 | +AUBURN | 82-65 | W |
| F. 16 | +KENTUCKY | 82-69 | W | F. 16 | +KENTUCKY | 82-69 | W |
| F. 20 | +at Ole Miss | 50-53 | L | F. 20 | +at Ole Miss | 50-53 | L |
| F. 23 | +at Tennessee | 64-79 | L | F. 23 | +at Tennessee | 64-79 | L |
| F. 27 | +VANDERBILT | 71-81 | L | F. 27 | +VANDERBILT | 71-81 | L |
| M. 2 | +FLORIDA | 63-69 | L | M. 2 | +FLORIDA | 63-69 | L |
| M. 7 | Alabama* | 31-42 | L | M. 7 | Alabama* | 31-42 | L |
| # Sun Bowl Classic - El Paso, TX | | | | | | | |
| * SEC Tournament - Birmingham, AL | | | | | | | |
| | | | | 1985-86 | | 8-22; 3-15 SEC | |
| Coach: Bob Boyd | | | | | | | |
| N. 25 | at McNeese State | 67-76 | L | N. 25 | at McNeese State | 67-76 | L |
| N. 30 | Jackson State (@ Jackson) | 77-62 | W | N. 30 | Jackson State (@ Jackson) | 77-62 | W |
| D. 7 | MISSISSIPPI COLLEGE | 74-64 | W | D. 7 | MISSISSIPPI COLLEGE | 74-64 | W |
| D. 10 | DELTA STATE | 53-56 | L | D. 10 | DELTA STATE | 53-56 | L |
| D. 14 | KANSAS STATE | 58-63 | L | D. 14 | KANSAS STATE | 58-63 | L |
| D. 17 | UT-CHATTANOOGA | 47-48 | L | D. 17 | UT-CHATTANOOGA | 47-48 | L |
| D. 21 | at Wichita State | 57-64 | L | D. 21 | at Wichita State | 57-64 | L |
| D. 27 | San Jose State# | 75-65 | W | D. 27 | San Jose State# | 75-65 | W |
| D. 28 | Indiana# | 43-74 | L | D. 28 | Indiana# | 43-74 | L |
| J. 2 | +ALABAMA | 62-71 | L | J. 2 | +ALABAMA | 62-71 | L |
| J. 4 | +at LSU | 84-90 | L | J. 4 | +at LSU | 84-90 | L |
| J. 8 | +at Georgia | 55-72 | L | J. 8 | +at Georgia | 55-72 | L |
| J. 11 | +AUBURN | 56-72 | L | J. 11 | +AUBURN | 56-72 | L |
| J. 15 | +KENTUCKY | 52-64 | L | J. 15 | +KENTUCKY | 52-64 | L |
| J. 18 | +at Ole Miss | 56-57 | L | J. 18 | +at Ole Miss | 56-57 | L |
| J. 22 | +at Tennessee | 51-69 | L | J. 22 | +at Tennessee | 51-69 | L |
| J. 25 | +VANDERBILT | 64-60 | W | J. 25 | +VANDERBILT | 64-60 | W |
| J. 29 | +FLORIDA | 64-73 | L | J. 29 | +FLORIDA | 64-73 | L |
| F. 1 | +at Alabama | 54-72 | L | F. 1 | +at Alabama | 54-72 | L |
| F. 5 | +LSU | 62-68 | L | F. 5 | +LSU | 62-68 | L |
| F. 8 | +GEORGIA | 61-62 | L | F. 8 | +GEORGIA | 61-62 | L |
| F. 12 | +at Auburn | 64-69 | L | F. 12 | +at Auburn | 64-69 | L |
| F. 15 | +at Kentucky | 62-88 | L | F. 15 | +at Kentucky | 62-88 | L |
| F. 19 | +OLE MISS | 48-43 | W | F. 19 | +OLE MISS | 48-43 | W |
| F. 22 | +TENNESSEE | 57-49 | W | F. 22 | +TENNESSEE | 57-49 | W |
| F. 26 | +at Vanderbilt | 65-77 | L | F. 26 | +at Vanderbilt | 65-77 | L |
| M. 1 | +at Florida | 58-76 | L | M. 1 | +at Florida | 58-76 | L |
| M. 5 | Vanderbilt* | 62-54 | W | M. 5 | Vanderbilt* | 62-54 | W |
| M. 6 | Auburn* | 65-63 | W | M. 6 | Auburn* | 65-63 | W |
| M. 7 | Alabama* | 65-77 | L | M. 7 | Alabama* | 65-77 | L |
| # Hoosier Classic - Indianapolis, IN | | | | | | | |
| * SEC Tournament - Lexington, KY | | | | | | | |
| | | | | 1986-87 | | 7-21; 3-15 SEC | |
| Coach: Richard Williams | | | | | | | |
| N. 29 | ILLINOIS WESLEYAN | 83-78 | W | N. 29 | ILLINOIS WESLEYAN | 83-78 | W |
| D. 2 | CHRISTIAN BROTHERS | 77-52 | W | D. 2 | CHRISTIAN BROTHERS | 77-52 | W |
| D. 6 | MISSISSIPPI COLLEGE | 86-68 | W | D. 6 | MISSISSIPPI COLLEGE | 86-68 | W |
| D. 10 | WICHITA STATE | 48-61 | L | D. 10 | WICHITA STATE | 48-61 | L |
| D. 13 | DELTA STATE | 68-56 | W | D. 13 | DELTA STATE | 68-56 | W |
| D. 16 | at Tennessee-Chattanooga | 51-66 | L | D. 16 | at Tennessee-Chattanooga | 51-66 | L |
| D. 26 | San Jose State# | 57-62 | L | D. 26 | San Jose State# | 57-62 | L |
| D. 28 | Southwestern Louisiana# | 56-62 | L | D. 28 | Southwestern Louisiana# | 56-62 | L |
| D. 29 | Idaho# | 67-70 | L | D. 29 | Idaho# | 67-70 | L |
| J. 3 | +at Alabama | 49-64 | L | J. 3 | +at Alabama | 49-64 | L |

MSU ALL-TIME RESULTS



Former head coach Richard Williams put Mississippi State on the map when he led the Bulldogs to the 1996 Final Four in New Jersey.



All-SEC forwards Greg Carter (left) and Cameron Burns led MSU to its first back-to-back post-season berths in 1990 and 1991.

| | | | |
|-------|----------------|--------|---|
| J. 7 | +at Florida | 56-100 | L |
| J. 10 | +AUBURN | 52-66 | L |
| J. 12 | +KENTUCKY | 49-57 | L |
| J. 14 | +OLE MISS | 63-62 | W |
| J. 17 | +at Georgia | 41-48 | L |
| J. 21 | +at Tennessee | 61-74 | L |
| J. 25 | +LSU | 50-52 | L |
| J. 28 | +VANDERBILT | 57-76 | L |
| J. 31 | +at Kentucky | 36-50 | L |
| F. 4 | +ALABAMA | 55-76 | L |
| F. 7 | +FLORIDA | 56-84 | L |
| F. 12 | +at Auburn | 45-59 | L |
| F. 14 | +at Ole Miss | 65-79 | L |
| F. 18 | +GEORGIA | 64-63 | W |
| F. 21 | +TENNESSEE | 62-60 | W |
| F. 25 | +at LSU | 46-55 | L |
| F. 28 | +at Vanderbilt | 58-66 | L |
| M. 5 | LSU* | 54-68 | L |

Far West Classic - Portland, OR
* SEC Tournament - Atlanta, GA

1987-88 14-15; 6-12 SEC

Coach: Richard Williams

| | | | |
|-------|---------------------------|-------|---|
| N. 28 | CHRISTIAN BROTHERS | 93-78 | W |
| D. 2 | at Rice | 72-68 | W |
| D. 5 | WESTERN NEW MEXICO | 86-56 | W |
| D. 9 | EAST TENNESSEE STATE | 86-59 | W |
| D. 12 | MERCER | 66-50 | W |
| D. 16 | McNeese State (@ Jackson) | 76-66 | W |
| D. 19 | at Southeastern Louisiana | 60-51 | W |
| D. 27 | at Hawaii# | 68-55 | W |
| D. 29 | Arizona State# | 69-70 | L |
| D. 30 | Louisville# | 62-86 | L |
| J. 6 | +at Kentucky | 52-93 | L |
| J. 9 | +ALABAMA | 59-56 | W |
| J. 13 | +FLORIDA | 45-55 | L |
| J. 16 | +at Auburn | 57-65 | L |
| J. 20 | +at Ole Miss | 52-61 | L |
| J. 23 | +GEORGIA | 80-72 | W |
| J. 27 | +TENNESSEE | 48-63 | L |
| J. 30 | +at LSU | 49-47 | W |
| F. 3 | +at Vanderbilt | 66-82 | L |
| F. 6 | +KENTUCKY | 59-83 | L |
| F. 10 | +at Alabama | 48-61 | L |
| F. 13 | +at Florida | 52-69 | L |
| F. 17 | +AUBURN | 61-77 | L |
| F. 20 | +OLE MISS | 67-57 | W |
| F. 24 | +at Georgia | 35-49 | L |
| F. 27 | +at Tennessee | 62-64 | L |
| M. 2 | +LSU | 62-60 | W |

| | | | |
|-------|------------------------------------|-------|---|
| M. 5 | +VANDERBILT | 73-68 | W |
| M. 10 | Georgia* | 43-64 | L |
| | # Rainbow Classic - Honolulu, HI | | |
| | * SEC Tournament - Baton Rouge, LA | | |

1988-89 13-15; 7-11 SEC

Coach: Richard Williams

| | | | |
|-------|--|----------|---|
| N. 28 | RICE | 63-61 | W |
| D. 1 | SOUTHEASTERN LOUISIANA | 113-61 | W |
| D. 6 | at East Tennessee State | 82-91 | L |
| D. 10 | Mercer (@ Albany, GA) | 74-63 | W |
| D. 13 | NEW ORLEANS | 76-65 | W |
| D. 17 | at Texas Christian | 65-66 | L |
| D. 20 | EAST CAROLINA | 88-79 | W |
| D. 28 | DePaul# | 60-62 | L |
| D. 29 | Virginia# | 86-84 | W |
| J. 4 | +at LSU | 87-84 | W |
| J. 7 | +TENNESSEE | 85-86 | L |
| J. 11 | +AUBURN | 69-56 | W |
| J. 14 | +at Alabama | 80-97 | L |
| J. 19 | +GEORGIA | 68-79 | L |
| J. 21 | +at Florida | 57-81 | L |
| J. 25 | +at Ole Miss | 65-75 | L |
| J. 28 | +VANDERBILT | 70-81 | L |
| F. 1 | +at Kentucky | 61-73 | L |
| F. 4 | +LSU | 96-79 | W |
| F. 8 | +at Tennessee | 71-81 | L |
| F. 11 | +at Auburn | 68-70 | L |
| F. 15 | +ALABAMA | OT 61-57 | W |
| F. 18 | +at Georgia | OT 86-85 | W |
| F. 22 | +FLORIDA | 69-78 | L |
| F. 25 | +OLE MISS | 74-69 | W |
| M. 1 | +at Vanderbilt | 58-77 | L |
| M. 4 | +KENTUCKY | 68-67 | W |
| M. 9 | Georgia* | 68-83 | L |
| | # USF&G Sugar Bowl Classic - New Orleans, LA | | |
| | * SEC Tournament - Knoxville, TN | | |

1989-90 16-14; 7-11 SEC

Coach: Richard Williams

| | | | |
|-------|----------------------|----------|---|
| N. 24 | Northeast Louisiana# | 75-68 | W |
| N. 25 | at Centenary# | 96-80 | W |
| N. 29 | CENTENARY | 112-74 | W |
| D. 4 | +at Kentucky | 97-102 | L |
| D. 7 | CHRISTIAN BROTHERS | 86-51 | W |
| D. 16 | at New Orleans | 62-55 | W |
| D. 19 | at East Carolina | 72-63 | W |
| D. 29 | Delaware@ | 66-65 | W |
| D. 30 | +at Connecticut@ | 68-84 | L |
| J. 4 | +LSU | OT 87-80 | W |



MSU ALL-TIME RESULTS

| | | | | | |
|---|-------------|---|--|--------|---|
| J. 6 +at Tennessee | 77-82 | L | • J. 4 +ALABAMA | 64-78 | L |
| J. 10 +at Auburn | 71-93 | L | • J. 11 +OLE MISS | 84-72 | W |
| J. 13 +ALABAMA | 57-62 | L | • J. 15 +at Arkansas | 78-99 | L |
| J. 17 +at Georgia | 69-83 | L | • J. 18 +LSU | 70-83 | L |
| J. 20 +FLORIDA | 98-73 | W | • J. 22 at Austin Peay State | 97-103 | L |
| J. 24 +OLE MISS | 4OT 104-102 | W | • J. 25 +at South Carolina | 60-57 | W |
| J. 27 +at Vanderbilt | 68-81 | L | • J. 29 +at Auburn | 75-72 | W |
| J. 31 +KENTUCKY | OT 87-86 | W | • F. 5 +GEORGIA | 75-66 | W |
| F. 5 +at LSU | 68-86 | L | • F. 8 +at Florida | 66-87 | L |
| F. 7 +TENNESSEE | OT 83-84 | L | • F. 12 +TENNESSEE | 94-76 | W |
| F. 10 +AUBURN | 74-77 | L | • F. 19 +KENTUCKY | 84-89 | L |
| F. 13 +at Alabama | 86-74 | W | • F. 22 +at Ole Miss | 78-86 | L |
| F. 17 +GEORGIA | 74-82 | L | • F. 26 +at Alabama | 69-79 | L |
| F. 21 +at Florida | 79-54 | W | • F. 29 +ARKANSAS | 76-84 | L |
| F. 24 +at Ole Miss | 67-75 | L | • M. 4 +AUBURN | 77-70 | W |
| F. 28 +VANDERBILT | 83-68 | W | • M. 7 +at LSU | 80-89 | L |
| M. 3 TEXAS CHRISTIAN | 64-60 | W | • M. 12 Vanderbilt* | 55-77 | L |
| M. 9 Alabama* | 44-59 | L | • # Louisiana Classics Tip-Off - Lafayette, LA | | |
| M. 15 BAYLORS | 84-75 | W | • * SEC Tournament - Birmingham, AL | | |
| M. 19 at New Orleans | 60-65 | L | | | |
| # Century Cellunet Classic - Shreveport, LA | | | | | |
| @ Connecticut Mutual Classic - Hartford, CT | | | | | |
| * SEC Tournament - Orlando, FL | | | | | |
| § National Invitation Tournament | | | | | |

1990-91 20-9; 13-5 SEC

Coach: Richard Williams

SEC CO-CHAMPIONS

| | | |
|--------------------------------|----------|---|
| N. 26 TENNESSEE TECH | 109-76 | W |
| N. 30 at Tennessee-Chattanooga | 76-70 | W |
| D. 4 at Jacksonville | 79-65 | W |
| D. 8 BALL STATE | 86-72 | W |
| D. 11 EASTERN KENTUCKY | 94-67 | W |
| D. 18 ALCORN STATE | 120-65 | W |
| D. 22 at Drake | OT 82-80 | W |
| D. 27 Ohio State# | 80-82 | L |
| D. 28 Miami, Fla.# | 67-74 | L |
| J. 2 +at Tennessee | 70-65 | W |
| J. 6 +OLE MISS | OT 84-80 | W |
| J. 9 +at Kentucky | 70-89 | L |
| J. 12 +VANDERBILT | 85-62 | W |
| J. 16 +GEORGIA | 73-81 | L |
| J. 19 +at Florida | 82-85 | L |
| J. 23 +ALABAMA | 68-59 | W |
| J. 26 +at Auburn | 84-64 | W |
| J. 30 +at LSU | 82-79 | W |
| F. 2 +TENNESSEE | 95-68 | W |
| F. 6 +at Vanderbilt | 70-91 | L |
| F. 9 +KENTUCKY | 83-82 | W |
| F. 13 +at Ole Miss | 84-77 | W |
| F. 16 +at Georgia | 70-64 | W |
| F. 20 +FLORIDA | 81-67 | W |
| F. 23 +at Alabama | 72-97 | L |
| F. 27 +AUBURN | 94-76 | W |
| M. 2 +LSU | 76-73 | W |
| M. 8 Tennessee* | 70-87 | L |
| M. 15 Eastern Michigan | 56-76 | L |

Eastern Airlines Palm Beach Cl. - W. Palm Beach, FL
* SEC Tournament - Nashville, TN
§ NCAA East Regional - Syracuse, NY

1991-92 15-13; 7-9 SEC

Coach: Richard Williams

| | | |
|----------------------------------|----------|---|
| N. 22 TENNESSEE-CHATTANOOGA | 73-85 | L |
| N. 27 TENNESSEE-MARTIN | 86-54 | W |
| N. 29 Prairie View A&M# | 97-52 | W |
| N. 30 at Southwestern Louisiana# | OT 86-77 | W |
| D. 3 at Ball State | 52-81 | L |
| D. 10 DRAKE | 79-50 | W |
| D. 14 JACKSONVILLE | 77-74 | W |
| D. 16 at Eastern Kentucky | 87-68 | W |
| D. 19 +at Vanderbilt | 74-71 | W |
| D. 21 at Tennessee Tech | 90-84 | W |
| D. 30 SAMFORD | 72-48 | W |

| | | |
|--|--------|---|
| • J. 4 +ALABAMA | 64-78 | L |
| • J. 11 +OLE MISS | 84-72 | W |
| • J. 15 +at Arkansas | 78-99 | L |
| • J. 18 +LSU | 70-83 | L |
| • J. 22 at Austin Peay State | 97-103 | L |
| • J. 25 +at South Carolina | 60-57 | W |
| • J. 29 +at Auburn | 75-72 | W |
| • F. 5 +GEORGIA | 75-66 | W |
| • F. 8 +at Florida | 66-87 | L |
| • F. 12 +TENNESSEE | 94-76 | W |
| • F. 19 +KENTUCKY | 84-89 | L |
| • F. 22 +at Ole Miss | 78-86 | L |
| • F. 26 +at Alabama | 69-79 | L |
| • F. 29 +ARKANSAS | 76-84 | L |
| • M. 4 +AUBURN | 77-70 | W |
| • M. 7 +at LSU | 80-89 | L |
| • M. 12 Vanderbilt* | 55-77 | L |
| • # Louisiana Classics Tip-Off - Lafayette, LA | | |
| • * SEC Tournament - Birmingham, AL | | |

1992-93 13-16; 5-11 SEC

Coach: Richard Williams

| | | |
|----------------------------------|----------|---|
| • D. 1 AUSTIN PEAY STATE | 80-73 | W |
| • D. 4 Long Island# | 61-52 | W |
| • D. 5 at Iowa# | 54-69 | L |
| • D. 9 at Alabama-Birmingham | 68-73 | L |
| • D. 17 NORTHEAST MISSOURI STATE | 75-48 | W |
| • D. 20 Florida International@ | 58-51 | W |
| • D. 21 Southern Illinois@ | 64-76 | L |
| • D. 22 Eastern Michigan@ | 74-58 | W |
| • D. 29 BIRMINGHAM-SOUTHERN | 75-71 | W |
| • J. 3 +AUBURN | 77-71 | W |
| • J. 5 TENNESSEE TECH | 110-65 | W |
| • J. 9 +at Georgia | 73-86 | L |
| • J. 13 +LSU | OT 76-84 | L |
| • J. 16 +at Tennessee | 75-92 | L |
| • J. 20 +at Ole Miss | 53-69 | L |
| • J. 23 +ALABAMA | 66-53 | W |
| • J. 25 NORTHEAST LOUISIANA | 75-67 | W |
| • J. 27 +ARKANSAS | OT 80-76 | W |
| • F. 3 +at Kentucky | 63-87 | L |
| • F. 6 +OLE MISS | 53-56 | L |
| • F. 10 +at LSU | 66-92 | L |
| • F. 13 +SOUTH CAROLINA | 83-63 | W |
| • F. 17 +at Auburn | 77-83 | L |
| • F. 20 +at Arkansas | 58-115 | L |
| • F. 23 at Missouri-Kansas City | OT 87-89 | L |
| • F. 27 +VANDERBILT | 39-80 | L |
| • M. 3 +FLORIDA | 78-71 | W |
| • M. 6 +at Alabama | 80-92 | L |
| • M. 11 Georgia* | 56-87 | L |

Amana-Hawkeye Classic - Iowa City, IA
@ San Juan Shootout - San Juan, PR
* SEC Tournament - Lexington, KY

1993-94 18-11; 9-7 SEC

Coach: Richard Williams

| | | |
|--------------------------------|----------|---|
| • N. 30 TROY STATE | 118-83 | W |
| • D. 4 SOUTHERN MISSISSIPPI | 62-58 | W |
| • D. 7 ALABAMA-BIRMINGHAM | OT 63-66 | L |
| • D. 11 SOUTHEASTERN LOUISIANA | 81-55 | W |
| • D. 18 Tulane# | 82-78 | W |
| • D. 21 at Northeast Louisiana | 73-67 | W |
| • D. 28 Villanova@ | 82-90 | L |
| • D. 29 Northern Arizona@ | 85-64 | W |
| • J. 5 +TENNESSEE | 80-66 | W |
| • J. 9 +at Ole Miss | 81-69 | W |
| • J. 12 +at Auburn | OT 91-86 | W |
| • J. 15 +GEORGIA | 67-60 | W |
| • J. 19 +ARKANSAS | 72-71 | W |
| • J. 22 +KENTUCKY | 70-86 | L |
| • J. 26 +at LSU | 66-52 | W |
| • J. 29 +at Alabama | 69-70 | L |
| • F. 2 MISSOURI-KANSAS CITY | 83-61 | W |

MSU ALL-TIME RESULTS



1995-96 NCAA Final Four (26-8)



The most decorated basketball team in Mississippi State history, the 1995-96 Bulldogs captured the school's first-ever SEC Tournament title in New Orleans en route to advancing to the NCAA Final Four at the Meadowlands in East Rutherford, N.J.

| | | | | | | | |
|-------|--|-------|---|---------|--|-------|---|
| F. 5 | +at Florida | 75-84 | L | • F. 18 | +at Tennessee | 60-52 | W |
| F. 8 | FLORIDA TECH | 95-61 | W | • F. 22 | +VANDERBILT | 76-48 | W |
| F. 12 | +OLE MISS | 72-52 | W | • F. 25 | +at Ole Miss | 46-42 | W |
| F. 16 | +at Vanderbilt | 67-84 | L | • M. 1 | +at Auburn | 69-76 | L |
| F. 19 | +AUBURN | 65-76 | L | • M. 4 | +ALABAMA | 71-67 | W |
| F. 23 | +at South Carolina | 73-72 | W | • M. 10 | Florida* | 64-80 | L |
| F. 26 | +LSU | 86-66 | W | • M. 17 | Santa Clara (@ Boise, ID)\$ | 75-67 | W |
| M. 2 | +ALABAMA | 49-60 | L | • M. 19 | Utah (@ Boise, ID)\$ | 78-64 | W |
| M. 5 | +at Arkansas | 62-80 | L | • M. 23 | UCLA (@ Oakland, CA)\$ | 67-86 | L |
| M. 10 | Tennessee* | 73-69 | W | • # | Missoulian/Coca-Cola Classic XV - Missoula, MT | | |
| M. 11 | Kentucky* | 76-95 | L | • @ | Cellular South Shootout - Biloxi, MS | | |
| M. 17 | at Kansas State\$ | 67-78 | L | • % | MiniMart/Gatorade Wyoming Cowboy Shootout - Casper, WY | | |
| # | Cellular South Miss. Beach Shootout - Biloxi, MS | | | • * | SEC Tournament - Atlanta, GA | | |
| @ | Arizona State-Tribune Classic - Tempe, AZ | | | • \$ | NCAA West Regional | | |
| * | SEC Tournament - Memphis, TN | | | | | | |
| \$ | National Invitation Tournament | | | | | | |

| 1994-95 | | | | 22-8; 12-4 SEC | | | | 1995-96 | | | | 26-8; 10-6 SEC | | | |
|-------------------------|------------------------|-----------|---|----------------|-------------------------|----------|---|---------------------------------|------------------------|-------|---|----------------|--------------------|----------|---|
| Coach: Richard Williams | | | | | | | | Coach: Richard Williams | | | | | | | |
| SEC WEST Co-CHAMPIONS | | | | | | | | SEC WEST & TOURNAMENT CHAMPIONS | | | | | | | |
| N. 28 | SOUTHEASTERN LOUISIANA | 106-67 | W | N. 25 | SOUTHEASTERN LOUISIANA | 121-78 | W | N. 28 | UNC WILMINGTON | 77-54 | W | D. 2 | BRIGHAM YOUNG | 79-74 | W |
| D. 2 | Colgate# | 80-76 | W | D. 2 | TROY STATE | 123-73 | W | D. 5 | ARKANSAS-LITTLE ROCK | 68-70 | L | D. 5 | TROY STATE | 123-73 | W |
| D. 3 | at Montana# | 2OT 90-85 | W | D. 6 | at Southern Mississippi | OT 72-69 | W | D. 16 | at Northeast Louisiana | 66-60 | W | D. 9 | at South Carolina | 69-77 | L |
| D. 6 | at Brigham Young | OT 68-74 | L | D. 19 | at Oregon State# | 76-62 | W | D. 19 | at Arkansas | 68-80 | L | D. 29 | +at LSU | 77-64 | W |
| D. 10 | NORTHEAST LOUISIANA | 70-56 | W | D. 30 | Nebraska# | 69-66 | W | D. 30 | Nebraska# | 69-66 | W | J. 3 | +at Florida | 69-66 | W |
| D. 17 | Southern Mississippi@ | 64-66 | L | J. 3 | +at LSU | 77-64 | W | J. 6 | +at Florida | 69-66 | W | J. 9 | +KENTUCKY | 56-74 | L |
| D. 27 | St. Joseph's% | 76-66 | W | J. 7 | +at Georgia | 60-59 | W | J. 9 | +KENTUCKY | 56-74 | L | J. 13 | +ALABAMA | 55-56 | L |
| D. 28 | Wyoming% | 61-57 | W | J. 11 | +at Arkansas | 74-79 | L | J. 13 | +ALABAMA | 55-56 | L | J. 17 | +OLE MISS | 53-47 | W |
| J. 3 | +SOUTH CAROLINA | 71-56 | W | J. 14 | +OLE MISS | 94-52 | W | J. 17 | +OLE MISS | 53-47 | W | J. 20 | +at Arkansas | 68-80 | L |
| J. 7 | +at Georgia | 60-59 | W | J. 16 | NORTHWESTERN STATE | 98-58 | W | J. 20 | +at Arkansas | 68-80 | L | J. 24 | +at South Carolina | 69-77 | L |
| J. 11 | +at Arkansas | 74-79 | L | J. 21 | +at Alabama | 64-68 | L | J. 24 | +at South Carolina | 69-77 | L | J. 27 | +TENNESSEE | 60-59 | W |
| J. 14 | +OLE MISS | 94-52 | W | J. 25 | +LSU | 73-60 | W | J. 27 | +TENNESSEE | 60-59 | W | J. 31 | +GEORGIA | 76-73 | W |
| J. 16 | NORTHWESTERN STATE | 98-58 | W | J. 30 | NICHOLLS STATE | 81-65 | W | F. 1 | +FLORIDA | 70-47 | W | F. 4 | +ARKANSAS | OT 78-75 | W |
| J. 21 | +at Alabama | 64-68 | L | F. 1 | +FLORIDA | 70-47 | W | F. 4 | +ARKANSAS | 83-62 | W | F. 6 | +ARKANSAS | 78-63 | W |
| J. 25 | +LSU | 73-60 | W | F. 4 | +ARKANSAS | 83-62 | W | F. 8 | +at LSU | 67-61 | W | F. 10 | at Oklahoma | 76-71 | W |
| J. 30 | NICHOLLS STATE | 81-65 | W | F. 8 | +at LSU | 67-61 | W | F. 11 | +AUBURN | 69-70 | L | F. 17 | +at Ole Miss | 64-71 | L |
| F. 1 | +FLORIDA | 70-47 | W | F. 11 | +AUBURN | 69-70 | L | F. 14 | +at Kentucky | 76-71 | W | | | | |
| F. 4 | +ARKANSAS | 83-62 | W | F. 14 | +at Kentucky | 76-71 | W | | | | | | | | |



MSU ALL-TIME RESULTS

| | | | | | | | | |
|--|----------------------------------|-------|---|--|--------------------|-----|-------|---|
| F. 21 | +LSU | 88-77 | W | • J. 24 | +at Ole Miss | 2OT | 77-81 | L |
| F. 24 | +at Alabama | 73-65 | W | • J. 28 | +AUBURN | | 66-69 | L |
| F. 28 | +at Vanderbilt | 64-69 | L | • J. 31 | +ARKANSAS | | 73-76 | L |
| M. 2 | +AUBURN | 67-51 | W | • F. 4 | +at Florida | OT | 78-82 | L |
| M. 8 | Auburn* | 69-58 | W | • F. 7 | +at Auburn | OT | 66-68 | L |
| M. 9 | Georgia* | 86-68 | W | • F. 11 | +LSU | | 85-48 | W |
| M. 10 | Kentucky* | 84-73 | W | • F. 14 | +at South Carolina | | 65-76 | L |
| M. 14 | VCU (@ Indianapolis, IN)\$ | 58-51 | W | • F. 17 | +TENNESSEE | | 63-87 | L |
| M. 16 | Princeton (@ Indianapolis, IN)\$ | 63-41 | W | • F. 21 | +OLE MISS | | 78-82 | L |
| M. 22 | Connecticut (@ Lexington, KY)\$ | 60-55 | W | • F. 25 | +ALABAMA | | 70-85 | L |
| M. 24 | Cincinnati (@ Lexington, KY)\$ | 73-63 | W | • F. 28 | +at LSU | | 63-62 | W |
| M. 30 | Syracuse (@ E. Rutherford, NJ)! | 69-77 | L | • M. 5 | Georgia* | | 76-79 | L |
| # Ford Far West Classic - Portland, OR | | | | • # Can You Score Top of the World Classic - Fairbanks, AK | | | | |
| * SEC Tournament - New Orleans, LA | | | | • @ Sierra Providence Sun Classic - El Paso, TX | | | | |
| \$ NCAA Southeast Regional | | | | • * SEC Tournament - Atlanta, GA | | | | |
| ! NCAA Final Four | | | | | | | | |

| 1996-97 | | | | 12-18; 6-10 SEC | | | | 1998-99 | | | | 20-13; 8-8 SEC | | | |
|---|------------------------|-------|---|---|---------------------------------|----------|---|------------------------------|---------------------------------|----------|---|----------------|--|--|--|
| Coach: Richard Williams | | | | | | | | Coach: Rick Stansbury | | | | | | | |
| N. 23 | NORTHWESTERN STATE | 78-61 | W | • N. 17 | Ark.-Pine Bluff (@ Jackson, MS) | 105-53 | W | • N. 17 | Ark.-Pine Bluff (@ Jackson, MS) | 105-53 | W | | | | |
| N. 26 | SOUTHEASTERN LOUISIANA | 77-63 | W | • N. 21 | Northwestern St. (@ Tupelo, MS) | 75-46 | W | • N. 21 | Northwestern St. (@ Tupelo, MS) | 75-46 | W | | | | |
| N. 30 | JAMES MADISON | 72-75 | L | • N. 25 | BELMONT | 66-65 | W | • N. 25 | BELMONT | 66-65 | W | | | | |
| D. 3 | Wake Forest# | 43-74 | L | • N. 28 | TENNESSEE-MARTIN | 85-67 | W | • N. 28 | TENNESSEE-MARTIN | 85-67 | W | | | | |
| D. 8 | George Washington@ | 36-57 | L | • N. 30 | SAM HOUSTON STATE | 80-67 | W | • N. 30 | SAM HOUSTON STATE | 80-67 | W | | | | |
| D. 9 | California@ | 45-78 | L | • D. 2 | JACKSONVILLE STATE | 73-54 | W | • D. 2 | JACKSONVILLE STATE | 73-54 | W | | | | |
| D. 14 | LOYOLA (NEW ORLEANS) | 98-32 | W | • D. 8 | CENTENARY | 59-54 | W | • D. 8 | CENTENARY | 59-54 | W | | | | |
| D. 17 | TEXAS SOUTHERN | 95-64 | W | • D. 12 | SOUTHEASTERN LOUISIANA | 97-60 | W | • D. 12 | SOUTHEASTERN LOUISIANA | 97-60 | W | | | | |
| D. 19 | OLD DOMINION | 80-73 | W | • D. 21 | Southwestern Louisiana# | 58-60 | L | • D. 21 | Southwestern Louisiana# | 58-60 | L | | | | |
| D. 21 | at UNC Wilmington | 54-71 | L | • D. 22 | Eastern Kentucky# | 75-62 | W | • D. 22 | Eastern Kentucky# | 75-62 | W | | | | |
| D. 30 | Bowling Green State% | 59-75 | L | • D. 28 | Texas@ | 77-81 | L | • D. 28 | Texas@ | 77-81 | L | | | | |
| D. 31 | Fresno State% | 62-60 | W | • D. 29 | Florida State@ | 58-69 | L | • D. 29 | Florida State@ | 58-69 | L | | | | |
| J. 1 | Old Dominion% | 71-72 | L | • D. 30 | Southwestern Louisiana@ | 62-58 | W | • D. 30 | Southwestern Louisiana@ | 62-58 | W | | | | |
| J. 4 | +LSU | 69-66 | W | • J. 2 | +SOUTH CAROLINA | 66-60 | W | • J. 2 | +SOUTH CAROLINA | 66-60 | W | | | | |
| J. 7 | +at Kentucky | 61-90 | L | • J. 6 | +at Georgia | 60-63 | L | • J. 6 | +at Georgia | 60-63 | L | | | | |
| J. 11 | +SOUTH CAROLINA | 65-73 | L | • J. 9 | +at Alabama | 55-50 | W | • J. 9 | +at Alabama | 55-50 | W | | | | |
| J. 15 | +OLE MISS | 75-64 | W | • J. 13 | +ARKANSAS | 59-61 | L | • J. 13 | +ARKANSAS | 59-61 | L | | | | |
| J. 21 | +at Arkansas | 64-98 | L | • J. 16 | +LSU | 55-53 | W | • J. 16 | +LSU | 55-53 | W | | | | |
| J. 25 | +VANDERBILT | 60-53 | W | • J. 20 | +at Ole Miss | 68-81 | L | • J. 20 | +at Ole Miss | 68-81 | L | | | | |
| J. 29 | +at LSU | 68-60 | W | • J. 23 | +at Kentucky | 49-76 | L | • J. 23 | +at Kentucky | 49-76 | L | | | | |
| F. 1 | +ALABAMA | 64-51 | W | • J. 27 | +at Auburn | 54-64 | L | • J. 27 | +at Auburn | 54-64 | L | | | | |
| F. 5 | +at Auburn | 68-81 | L | • J. 30 | +FLORIDA | 66-63 | W | • J. 30 | +FLORIDA | 66-63 | W | | | | |
| F. 8 | +at Georgia | 54-56 | L | • F. 3 | +ALABAMA | 79-50 | W | • F. 3 | +ALABAMA | 79-50 | W | | | | |
| F. 12 | +FLORIDA | 69-72 | L | • F. 6 | +at Tennessee | 88-82 | W | • F. 6 | +at Tennessee | 88-82 | W | | | | |
| F. 15 | +at Tennessee | 53-54 | L | • F. 10 | +VANDERBILT | 67-62 | W | • F. 10 | +VANDERBILT | 67-62 | W | | | | |
| F. 19 | +at Ole Miss | 61-84 | L | • F. 13 | +at Arkansas | 62-82 | L | • F. 13 | +at Arkansas | 62-82 | L | | | | |
| F. 23 | +ARKANSAS | 93-77 | W | • F. 20 | +OLE MISS | 72-69 | W | • F. 20 | +OLE MISS | 72-69 | W | | | | |
| F. 26 | +AUBURN | 64-68 | L | • F. 24 | +at LSU | 63-74 | L | • F. 24 | +at LSU | 63-74 | L | | | | |
| M. 1 | +at Alabama | 49-78 | L | • F. 27 | +AUBURN | 73-76 | L | • F. 27 | +AUBURN | 73-76 | L | | | | |
| M. 6 | *Vanderbilt | 67-73 | L | • M. 4 | Vanderbilt* | 76-58 | W | • M. 4 | Vanderbilt* | 76-58 | W | | | | |
| # DIRECTV Great Eight - Chicago, IL | | | | • M. 5 | Tennessee* | 62-56 | W | • M. 5 | Tennessee* | 62-56 | W | | | | |
| @ Franklin National Bank Classic - Landover, MD | | | | • M. 6 | Arkansas* | OT 79-84 | L | • M. 6 | Arkansas* | OT 79-84 | L | | | | |
| % Puerto Rico Holiday Classic - San Juan, PR | | | | • M. 10 | at Colorado State\$ | 56-69 | L | • M. 10 | at Colorado State\$ | 56-69 | L | | | | |
| * SEC Tournament - Memphis, TN | | | | • # Golden Bear Classic - Oakland, CA | | | | | | | | | | | |
| | | | | • @ Outrigger Hotels Rainbow Classic - Honolulu, HI | | | | | | | | | | | |
| | | | | • * SEC Tournament - Atlanta, GA | | | | | | | | | | | |
| | | | | • \$ National Invitation Tournament | | | | | | | | | | | |

| 1997-98 | | | | 15-15; 4-12 SEC | | | | 1999-2000 | | | | 14-16; 5-11 SEC | | | |
|--------------------------------|-----------------------------|-----------|---|-----------------|------------------------|----------|---|------------------------------|------------------------|----------|---|-----------------|--|--|--|
| Coach: Richard Williams | | | | | | | | Coach: Rick Stansbury | | | | | | | |
| N. 15 | CENTENARY | 64-40 | W | • N. 21 | ALABAMA A&M | 89-67 | W | • N. 21 | ALABAMA A&M | 89-67 | W | | | | |
| N. 18 | TEXAS-PAN AMERICAN | 90-60 | W | • N. 23 | ARKANSAS-PINE BLUFF | 107-67 | W | • N. 23 | ARKANSAS-PINE BLUFF | 107-67 | W | | | | |
| N. 21 | Alaska Fairbanks# | 2OT 66-64 | W | • N. 26 | Valparaiso# | 59-68 | L | • N. 26 | Valparaiso# | 59-68 | L | | | | |
| N. 22 | Gonzaga# | 68-70 | L | • N. 27 | Rutgers# | 69-74 | L | • N. 27 | Rutgers# | 69-74 | L | | | | |
| N. 23 | Southwest Missouri State# | 79-68 | W | • N. 28 | Northwestern# | 70-65 | W | • N. 28 | Northwestern# | 70-65 | W | | | | |
| N. 26 | TENNESSEE TECH | 83-57 | W | • D. 1 | SOUTHEASTERN LOUISIANA | 70-56 | W | • D. 1 | SOUTHEASTERN LOUISIANA | 70-56 | W | | | | |
| N. 29 | NORTHWESTERN STATE | 84-73 | W | • D. 4 | WESTERN KENTUCKY | 81-69 | W | • D. 4 | WESTERN KENTUCKY | 81-69 | W | | | | |
| D. 6 | OKLAHOMA | OT 67-65 | W | • D. 7 | SOUTH CAROLINA STATE | 88-58 | W | • D. 7 | SOUTH CAROLINA STATE | 88-58 | W | | | | |
| D. 16 | at James Madison | 73-69 | W | • D. 11 | CENTENARY | 98-76 | W | • D. 11 | CENTENARY | 98-76 | W | | | | |
| D. 18 | at Old Dominion | 62-57 | W | • D. 21 | Stanford@ | 56-76 | L | • D. 21 | Stanford@ | 56-76 | L | | | | |
| D. 20 | Tenn.-Martin (@ Tupelo, MS) | 80-60 | W | • D. 29 | Idaho% | 86-81 | W | • D. 29 | Idaho% | 86-81 | W | | | | |
| D. 27 | St. Joseph's@ | 58-65 | L | • D. 30 | at Montana State% | 70-74 | L | • D. 30 | at Montana State% | 70-74 | L | | | | |
| D. 28 | Penn State@ | 58-57 | W | • J. 5 | +GEORGIA | 71-59 | W | • J. 5 | +GEORGIA | 71-59 | W | | | | |
| J. 3 | +at Alabama | 56-52 | W | • J. 8 | +at Alabama | OT 74-77 | L | • J. 8 | +at Alabama | OT 74-77 | L | | | | |
| J. 7 | +at Arkansas | 70-83 | L | • J. 12 | +at Ole Miss | 61-59 | W | • J. 12 | +at Ole Miss | 61-59 | W | | | | |
| J. 10 | +KENTUCKY | 71-77 | L | • J. 16 | +AUBURN | 45-51 | L | • J. 16 | +AUBURN | 45-51 | L | | | | |
| J. 17 | +at Vanderbilt | 73-77 | L | | | | | | | | | | | | |
| J. 21 | +GEORGIA | 69-64 | W | | | | | | | | | | | | |

MSU ALL-TIME RESULTS



| | | | | | | | | |
|---|------------------------------------|----------|---|---|--------------------------------|----|-------|---|
| J. 19 | at Jacksonville State | 73-61 | W | J. 5 | +KENTUCKY | OT | 74-69 | W |
| J. 22 | +at Arkansas | 73-83 | L | J. 8 | +at Arkansas | | 64-75 | L |
| J. 29 | +at Auburn | 57-73 | L | J. 12 | +at Ole Miss | | 59-66 | L |
| F. 2 | +LSU | 68-66 | W | J. 16 | +TENNESSEE | OT | 92-91 | W |
| F. 6 | +TENNESSEE | 81-88 | L | J. 19 | +at Alabama | | 73-85 | L |
| F. 9 | +at Vanderbilt | 64-65 | L | J. 26 | +LSU | | 84-61 | W |
| F. 12 | +ARKANSAS | 81-87 | L | J. 30 | +at Auburn | | 72-64 | W |
| F. 16 | +at South Carolina | 67-68 | L | F. 2 | +at Florida | | 48-76 | L |
| F. 19 | +at Florida | 58-88 | L | F. 6 | +GEORGIA | | 68-86 | W |
| F. 23 | +OLE MISS | 80-67 | W | F. 9 | +ALABAMA | | 76-62 | W |
| F. 26 | +at LSU | 66-71 | L | F. 13 | +at LSU | OT | 65-68 | L |
| F. 29 | +KENTUCKY | 61-73 | W | F. 16 | +AUBURN | | 89-53 | W |
| M. 4 | +ALABAMA | 92-70 | W | F. 20 | +at Vanderbilt | | 66-43 | W |
| M. 9 | Vanderbilt* | 53-76 | L | F. 23 | +OLE MISS | | 61-59 | W |
| # USBWA Hoop & Quill Classic - St. Charles, MO | | | | F. 27 | +ARKANSAS | | 89-83 | W |
| @ Pete Newell Challenge - Oakland, CA | | | | M. 2 | +at South Carolina | | 64-57 | W |
| % Holiday Stores/Touch America Cl. - Bozeman, MT | | | | M. 8 | Florida* | | 62-52 | W |
| * SEC Tournament - Atlanta, GA | | | | M. 9 | LSU* | | 57-51 | W |
| | | | | M. 10 | Alabama* | | 61-58 | W |
| 2000-01 | | | | M. 15 | McNeese State (@ Dallas, TX)\$ | | 70-58 | W |
| 18-13; 7-9 SEC | | | | M. 17 | Texas (@ Dallas, TX)\$ | | 64-68 | L |
| Coach: Rick Stansbury | | | | # Las Vegas Classic - Las Vegas, NV | | | | |
| N. 13 | at California# | OT 76-83 | L | @ Chick-fil-A Peach Bowl Cl. for Kids - Atlanta, GA | | | | |
| N. 18 | McNEESE STATE | 83-74 | W | * SEC Tournament - Atlanta, GA | | | | |
| N. 21 | MISSISSIPPI VALLEY STATE | 93-58 | W | \$ NCAA Midwest Regional | | | | |
| N. 20 | ALABAMA A&M | 102-60 | W | | | | | |
| D. 2 | RICHMOND | 72-83 | L | | | | | |
| D. 5 | LOUISIANA TECH | 68-63 | W | | | | | |
| D. 9 | MONTANA STATE | 81-63 | W | | | | | |
| D. 18 | Southeastern La. (@ Southaven, MS) | 78-58 | W | | | | | |
| D. 28 | Louisiana-Lafayette@ | 90-80 | W | | | | | |
| D. 30 | at Arizona@ | 75-74 | W | | | | | |
| J. 6 | +ARKANSAS | 87-73 | W | | | | | |
| J. 10 | +FLORIDA | 80-81 | L | | | | | |
| J. 13 | +at Alabama | 59-72 | L | | | | | |
| J. 17 | TULANE | 83-66 | W | | | | | |
| J. 20 | +at Tennessee | 79-84 | L | | | | | |
| J. 24 | +LSU | 73-82 | L | | | | | |
| J. 27 | +OLE MISS | 79-69 | W | | | | | |
| J. 31 | +at Auburn | 56-60 | L | | | | | |
| F. 3 | +at Arkansas | 72-83 | L | | | | | |
| F. 7 | +ALABAMA | 84-70 | W | | | | | |
| F. 10 | +at Kentucky | 57-76 | L | | | | | |
| F. 14 | +at Ole Miss | 48-51 | L | | | | | |
| F. 17 | +AUBURN | 85-74 | W | | | | | |
| F. 21 | +VANDERBILT | 80-63 | W | | | | | |
| F. 24 | +at LSU | 55-48 | W | | | | | |
| F. 28 | +at Georgia | 73-94 | L | | | | | |
| M. 3 | +SOUTH CAROLINA | 77-73 | W | | | | | |
| M. 8 | South Carolina* | 62-69 | L | | | | | |
| M. 14 | SOUTHERN MISSISSIPPI\$ | 75-68 | W | | | | | |
| M. 19 | at Pittsburgh\$ | 66-61 | W | | | | | |
| M. 21 | TULSA\$ | 75-77 | L | | | | | |
| # Tivo Preseason NIT | | | | | | | | |
| @ Bank One Fiesta Bowl Classic - Tucson, AZ | | | | | | | | |
| * SEC Tournament - Nashville, TN | | | | | | | | |
| \$ Tivo National Invitation Tournament | | | | | | | | |
| 2001-02 | | | | 27-8; 10-6 SEC | | | | |
| Coach: Rick Stansbury | | | | | | | | |
| SEC TOURNAMENT CHAMPIONS | | | | | | | | |
| N. 17 | NICHOLLS STATE | 95-59 | W | | | | | |
| N. 19 | FLORIDA A&M | 92-55 | W | | | | | |
| N. 21 | ARKANSAS-LITTLE ROCK | 93-81 | W | | | | | |
| N. 24 | at Louisiana-Lafayette | 79-71 | W | | | | | |
| N. 28 | ALABAMA A&M | 70-45 | W | | | | | |
| D. 2 | SOUTH ALABAMA | 73-66 | W | | | | | |
| D. 5 | at Richmond | 71-57 | W | | | | | |
| D. 8 | ARKANSAS STATE | 91-83 | W | | | | | |
| D. 15 | UL Monroe (@ Southaven, MS)# | 104-67 | W | | | | | |
| D. 16 | Georgia State@ | 72-63 | W | | | | | |
| D. 20 | Richmond# | 74-72 | W | | | | | |
| D. 21 | Cincinnati# | 56-90 | L | | | | | |
| D. 22 | Illinois-Chicago# | 77-74 | W | | | | | |
| D. 29 | at Tulane | 77-66 | W | | | | | |
| J. 5 | +KENTUCKY | | | | | | | |
| J. 8 | +at Arkansas | | | | | | | |
| J. 12 | +at Ole Miss | | | | | | | |
| J. 16 | +TENNESSEE | | | | | | | |
| J. 19 | +at Alabama | | | | | | | |
| J. 26 | +LSU | | | | | | | |
| J. 30 | +at Auburn | | | | | | | |
| F. 2 | +at Florida | | | | | | | |
| F. 6 | +GEORGIA | | | | | | | |
| F. 9 | +ALABAMA | | | | | | | |
| F. 13 | +at LSU | | | | | | | |
| F. 16 | +AUBURN | | | | | | | |
| F. 20 | +at Vanderbilt | | | | | | | |
| F. 23 | +OLE MISS | | | | | | | |
| F. 27 | +ARKANSAS | | | | | | | |
| M. 2 | +at South Carolina | | | | | | | |
| M. 8 | Florida* | | | | | | | |
| M. 9 | LSU* | | | | | | | |
| M. 10 | Alabama* | | | | | | | |
| M. 15 | McNeese State (@ Dallas, TX)\$ | | | | | | | |
| M. 17 | Texas (@ Dallas, TX)\$ | | | | | | | |
| # Las Vegas Classic - Las Vegas, NV | | | | | | | | |
| @ Chick-fil-A Peach Bowl Cl. for Kids - Atlanta, GA | | | | | | | | |
| * SEC Tournament - Atlanta, GA | | | | | | | | |
| \$ NCAA Midwest Regional | | | | | | | | |
| 2002-03 | | | | 21-10; 9-7 SEC | | | | |
| Coach: Rick Stansbury | | | | | | | | |
| SEC WEST CHAMPIONS | | | | | | | | |
| N. 23 | LOUISIANA-LAFAYETTE | 76-79 | L | | | | | |
| N. 25 | McNEESE STATE | 81-65 | W | | | | | |
| N. 30 | JACKSONVILLE | 100-65 | W | | | | | |
| D. 2 | ALABAMA A&M | 100-58 | W | | | | | |
| D. 4 | JACKSON STATE | 71-56 | W | | | | | |
| D. 7 | LOUISIANA TECH | 78-38 | W | | | | | |
| D. 14 | Xavier (@ New York, NY) | 71-61 | W | | | | | |
| D. 18 | Georgia State (@ Jackson, MS) | 78-54 | W | | | | | |
| D. 28 | Oklahoma# | 54-45 | W | | | | | |
| D. 30 | at South Alabama | 85-74 | W | | | | | |
| J. 2 | at UAB | 68-52 | W | | | | | |
| J. 7 | +FLORIDA | 66-74 | L | | | | | |
| J. 11 | +at LSU | 72-85 | L | | | | | |
| J. 15 | +at Alabama | OT 62-68 | L | | | | | |
| J. 22 | +SOUTH CAROLINA | 64-48 | W | | | | | |
| J. 25 | +LSU | 67-64 | W | | | | | |
| J. 29 | +at Ole Miss | 58-57 | W | | | | | |
| F. 1 | +at Georgia | 63-67 | L | | | | | |
| F. 5 | +VANDERBILT | 82-60 | W | | | | | |
| F. 8 | +ARKANSAS | 84-54 | W | | | | | |
| F. 15 | +OLE MISS | OT 68-64 | W | | | | | |
| F. 19 | +at Auburn | 63-46 | W | | | | | |
| F. 23 | +at Kentucky | 62-70 | L | | | | | |
| F. 26 | +ALABAMA | 59-55 | W | | | | | |
| M. 1 | +at Arkansas | 51-53 | L | | | | | |
| M. 5 | +at Tennessee | 49-59 | L | | | | | |
| M. 8 | +AUBURN | 67-45 | W | | | | | |
| M. 14 | Ole Miss* | 73-64 | W | | | | | |
| M. 15 | LSU* | 76-61 | W | | | | | |
| M. 16 | Kentucky* | 57-64 | L | | | | | |
| M. 21 | Butler\$ | 46-47 | L | | | | | |
| # Nokia Sugar Bowl Classic - New Orleans, LA | | | | | | | | |
| *SEC Tournament - New Orleans, LA | | | | | | | | |
| \$ NCAA East Regional - Birmingham, AL | | | | | | | | |
| 2003-04 | | | | 26-4; 14-2 SEC | | | | |
| Coach: Rick Stansbury | | | | | | | | |
| SEC OVERALL WEST CHAMPIONS | | | | | | | | |
| N. 22 | TENNESSEE-MARTIN | 90-74 | W | | | | | |
| N. 26 | SOUTH ALABAMA | 71-62 | W | | | | | |
| N. 29 | at Western Kentucky | 81-75 | W | | | | | |
| D. 1 | McNEESE STATE | 92-69 | W | | | | | |
| D. 3 | LOUISIANA-MONROE | 76-52 | W | | | | | |
| D. 6 | UAB | 86-84 | W | | | | | |
| D. 13 | XAVIER | 82-70 | W | | | | | |



MSU ALL-TIME RESULTS

| | | | |
|-------|----------------------------|--------|----|
| D. 16 | New Orleans (@ Tupelo, MS) | 77-59 | W |
| D. 20 | at Santa Clara | 66-61 | W |
| D. 27 | at Tulane# | 72-50 | W |
| J. 3 | at Arkansas-Little Rock | 68-58 | W |
| J. 7 | +at Ole Miss | 61-54 | W |
| J. 10 | +ARKANSAS | 80-62 | W |
| J. 13 | +KENTUCKY | 66-67 | L |
| J. 17 | +at LSU | 64-54 | W |
| J. 21 | +at Florida | 79-68 | W |
| J. 24 | +GEORGIA | 71-58 | W |
| J. 28 | +TENNESSEE | 82-60 | W |
| J. 31 | +at Auburn | 73-68 | W |
| F. 7 | +OLE MISS | 80-56 | W |
| F. 11 | +at South Carolina | 79-75 | OT |
| F. 14 | +at Arkansas | 77-70 | W |
| F. 21 | +ALABAMA | 73-77 | L |
| F. 25 | +LSU | 84-58 | W |
| F. 28 | +at Vanderbilt | 72-69 | W |
| M. 2 | +AUBURN | 105-91 | W |
| M. 6 | +at Alabama | 82-81 | W |
| M. 12 | Vanderbilt* | 70-74 | OT |
| M. 19 | Monmouth\$ | 85-52 | W |
| M. 21 | Xavier\$ | 74-89 | L |

Nokia Sugar Bowl Classic - New Orleans, LA

*SEC Tournament - Atlanta, GA

\$ NCAA Atlanta Regional - Orlando, FL

2004-05 23-11; 9-7 SEC

Coach: Rick Stansbury

SEC WEST CHAMPIONS

| | | | |
|-------|----------------------------------|--------|---|
| N. 11 | Fairfield# | 53-49 | W |
| N. 12 | at Birmingham-Southern# | 55-48 | W |
| N. 18 | Syracuse@ | 58-71 | L |
| N. 19 | Saint Mary's@ | 67-54 | W |
| N. 21 | NICHOLLS STATE | 98-69 | W |
| N. 23 | UMKC | 82-64 | W |
| D. 2 | SOUTH ALABAMA | 66-52 | W |
| D. 5 | Arizona% | 64-68 | L |
| D. 11 | ARKANSAS-LITTLE ROCK | 83-53 | W |
| D. 13 | at New Orleans | 74-59 | W |
| D. 18 | at Xavier | 80-74 | W |
| D. 20 | FLORIDA A&M | 104-80 | W |
| D. 22 | Jacksonville St. (@ Jackson, MS) | 95-53 | W |
| D. 30 | Virginia Tech^ | 71-65 | W |
| J. 5 | +AUBURN | 90-53 | W |
| J. 8 | +at Ole Miss | 87-76 | W |
| J. 12 | +at Tennessee | 63-64 | L |
| J. 15 | +ARKANSAS | 80-55 | W |
| J. 18 | +at Alabama | 49-98 | L |
| J. 22 | +SOUTH CAROLINA | 73-65 | W |
| J. 29 | +at LSU | 62-69 | L |
| F. 1 | +FLORIDA | 71-57 | W |
| F. 5 | +at Auburn | 76-90 | L |
| F. 12 | +VANDERBILT | 60-54 | W |
| F. 16 | +LSU | 72-80 | L |
| F. 19 | +at Kentucky | 78-94 | L |
| F. 23 | +at Georgia | 76-62 | W |
| F. 26 | +OLE MISS | 71-68 | W |
| M. 1 | +at Arkansas | 57-55 | W |
| M. 5 | +ALABAMA | 63-68 | L |
| M. 10 | Georgia* | 76-65 | W |
| M. 11 | Florida* | 64-80 | W |
| M. 18 | Stanford\$ | 93-70 | L |
| M. 20 | Duke\$ | 55-63 | L |

Coaches vs. Cancer Classic - Birmingham, AL

@ Coaches vs. Cancer Classic - New York, NY

% John R. Wooden Classic - Anaheim, CA

^ Nokia Sugar Bowl Classic - New Orleans, LA

* SEC Tournament - Atlanta, GA

\$ NCAA Austin Regional - Charlotte, NC

2005-06 15-15; 5-11 SEC

Coach: Rick Stansbury

| | | | |
|-------|----------------------------------|--------|----|
| N. 19 | CHATTANOOGA | 64-48 | W |
| N. 21 | ARKANSAS STATE | 68-63 | W |
| N. 23 | at Charlotte | 53-38 | W |
| N. 26 | NORTHWESTERN STATE | 75-76 | OT |
| N. 28 | SOUTHEASTERN LOUISIANA | 46-57 | L |
| N. 30 | NEW ORLEANS | 67-59 | W |
| D. 3 | SANTA CLARA | 82-69 | OT |
| D. 10 | TROYOT | 88-77 | W |
| D. 15 | Jacksonville St. (@ Jackson, MS) | 104-80 | W |
| D. 19 | Liberty# | 78-67 | W |
| D. 20 | Akron# | 72-83 | L |
| D. 21 | Holy Cross# | 76-75 | W |
| D. 30 | GEORGE MASON | 63-61 | W |
| J. 7 | +ARKANSAS | 69-67 | W |
| J. 11 | +at Florida | 60-75 | L |
| J. 14 | +at Ole Miss | 65-75 | L |
| J. 18 | +LSU | 57-71 | L |
| J. 21 | +at Vanderbilt | 52-80 | L |
| J. 25 | +TENNESSEE | 65-88 | L |
| J. 28 | +at Alabama | 59-65 | L |
| F. 1 | +KENTUCKY | 66-81 | L |
| F. 4 | +AUBURN | 71-53 | W |
| F. 11 | +at South Carolina | 61-83 | L |
| F. 15 | +at LSU | 59-72 | L |
| F. 18 | +OLE MISS | 84-55 | W |
| F. 22 | +at Auburn | 71-75 | L |
| F. 25 | +GEORGIA | 83-68 | W |
| M. 1 | +at Arkansas | 70-80 | L |
| M. 4 | +ALABAMA | 71-58 | W |
| M. 9 | South Carolina* | 44-59 | L |

San Juan Shootout - Guaynabo, PR

* SEC Tournament - Nashville, TN



Before stepping down in 2012, Rick Stansbury guided Mississippi State to 12 postseason tournament appearances in his 14 years at the Bulldog helm and a school record 293 victories.

MSU ALL-TIME RESULTS



| 2006-07 | | 21-14; 8-8 SEC | | | | | |
|------------------------------------|---------------------------------|------------------------|---|---|---|-----------|---|
| Coach: Rick Stansbury | | | | | | | |
| SEC WEST Co-CHAMPIONS | | | | | | | |
| N. 11 | NICHOLLS | 90-55 | W | • M. 8 | +LSU | 84-75 | W |
| N. 13 | LOYOLA MARYMOUNT | 61-37 | W | • M. 14 | Alabama\$ | OT 69-67 | W |
| N. 18 | WINTHROP | 63-74 | L | • M. 15 | Georgia\$ | 60-64 | L |
| N. 21 | at Clemson | 66-69 | L | • M. 21 | Oregon! | 76-69 | W |
| N. 29 | CHARLOTTE | 78-69 | W | • M. 23 | Memphis! | 74-77 | L |
| D. 2 | TEXAS A&M-CORPUS CHRISTI | 96-72 | W | • * | Anaheim Classic - Anaheim, CA | | |
| D. 9 | SOUTH ALABAMA | 84-46 | W | • ^ | Coors Classic - Mobile, AL | | |
| D. 11 | at Miami (FL) | 70-52 | W | • • | \$ SEC Tournament - Atlanta, GA | | |
| D. 16 | McNEESE STATE | 89-63 | W | • • | ! NCAA Tournament - Little Rock, AR | | |
| D. 18 | ALABAMA STATE | 74-59 | W | 2008-09 23-13; 9-7 SEC | | | |
| D. 21 | New Orleans (@Jackson, MS) | 89-63 | W | Coach: Rick Stansbury | | | |
| D. 30 | at George Mason | 59-63 | L | SEC TOURNAMENT CHAMPIONS | | | |
| J. 2 | at Missouri | 75-83 | L | • N. 15 | CENTENARY | 77-55 | W |
| J. 7 | +at Tennessee | 84-92 | L | • N. 17 | LOUISIANA-MONROE | 78-49 | W |
| J. 10 | +OLE MISS | 77-67 | W | • N. 19 | NORTH ALABAMA | 102-61 | W |
| J. 13 | +at Kentucky | 60-64 | L | • N. 22 | FAIRLEIGH DICKINSON | 84-58 | W |
| J. 20 | +AUBURN | 87-76 | W | • N. 25 | at St. Bonaventure | 76-71 | W |
| J. 24 | +FLORIDA | 67-70 | L | • N. 28 | Washington State# | 52-63 | L |
| J. 27 | +SOUTH CAROLINA | 63-66 | L | • N. 29 | Texas Tech# | 73-77 | L |
| J. 30 | +at Ole Miss | 73-85 | L | • D. 6 | ALABAMA STATE | 76-67 | W |
| F. 3 | +LSU | 85-78 | W | • D. 10 | CHARLOTTE | 64-70 | L |
| F. 7 | +at Alabama | 79-80 | L | • D. 13 | SOUTH ALABAMA | 79-60 | W |
| F. 10 | +at Auburn | 91-83 | W | • D. 18 | Cincinnati^ | 63-75 | L |
| F. 14 | +ARKANSAS | 84-60 | W | • D. 22 | Nicholls State (@ Jackson, MS) | 74-68 | W |
| F. 17 | +at LSU | 56-50 | W | • D. 30 | SAN DIEGO | OT 61-64 | L |
| F. 21 | +VANDERBILT | 83-70 | W | • J. 3 | HOUSTON | 82-65 | W |
| F. 24 | +at Georgia | 73-86 | L | • J. 5 | WESTERN KENTUCKY | 95-67 | W |
| F. 28 | +at Arkansas | 58-67 | L | • J. 10 | +at Arkansas | 70-56 | W |
| M. 4 | +ALABAMA | 91-67 | W | • J. 14 | +ALABAMA | 83-74 | W |
| M. 9 | Kentucky* | OT 84-82 | W | • J. 17 | +VANDERBILT | 73-66 | W |
| M. 10 | Arkansas* | 72-81 | L | • J. 21 | +at LSU | 57-81 | L |
| M. 13 | MISSISSIPPI VALLEY STATE\$ | 82-63 | W | • J. 24 | +at Georgia | 67-61 | W |
| M. 17 | BRADLEY\$ | 101-72 | W | • J. 31 | +OLE MISS | 63-67 | L |
| M. 20 | FLORIDA STATE\$ | 86-71 | W | • F. 3 | +at Kentucky | 66-57 | W |
| M. 27 | West Virginia! (@ New York, NY) | 62-63 | L | • F. 7 | +ARKANSAS | 86-77 | W |
| * SEC Tournament - Atlanta, GA | | | | • F. 11 | +LSU | 2OT 94-97 | L |
| \$ MasterCard NIT - Starkville, MS | | | | • F. 14 | +at Auburn | 76-91 | L |
| ! MasterCard NIT Semifinals | | | | • F. 18 | +SOUTH CAROLINA | 75-70 | W |
| | | | | • F. 21 | +at Alabama | 2OT 85-87 | L |
| | | | | • F. 25 | +at Tennessee | 76-81 | L |
| | | | | • F. 28 | +AUBURN | 58-76 | W |
| | | | | • M. 4 | +FLORIDA | 80-71 | L |
| | | | | • M. 7 | +at Ole Miss | 82-80 | W |
| | | | | • M. 12 | Georgia* | 79-60 | W |
| | | | | • M. 13 | South Carolina* | 82-68 | W |
| | | | | • M. 14 | LSU* | 67-57 | W |
| | | | | • M. 15 | Tennessee* | 64-61 | W |
| | | | | • M. 19 | Washington\$ | 58-71 | L |
| | | | | • # | Legends Classic - Newark, NJ | | |
| | | | | • ^ | SEC/Big East Challenge - Cincinnati, OH | | |
| | | | | • * | SEC Tournament - Tampa, FL | | |
| | | | | • • | \$ NCAA Tournament - Portland, OR | | |
| 2007-08 | | 23-11; 12-4 SEC | | 2009-10 24-12; 9-7 SEC | | | |
| Coach: Rick Stansbury | | | | Coach: Rick Stansbury | | | |
| SEC WEST CHAMPIONS | | | | SEC WEST CHAMPIONS | | | |
| N. 10 | LOUISIANA TECH | 75-45 | W | • N. 13 | RIDER | 88-74 | L |
| N. 15 | CLEMSON | 82-84 | L | • N. 19 | SOUTHEASTERN LOUISIANA | 82-67 | W |
| N. 17 | UT MARTIN | 86-70 | W | • N. 21 | BETHUNE-COOKMAN | 67-51 | W |
| N. 22 | UC Irvine* | 68-53 | W | • N. 24 | TEXAS-PAN AMERICAN | 75-50 | W |
| N. 23 | Southern Illinois* | 49-63 | L | • N. 27 | Richmond# | 63-62 | L |
| N. 25 | Miami-Ohio* | 60-67 | L | • N. 28 | Old Dominion# | 69-55 | W |
| D. 1 | MURRAY STATE | 78-61 | W | • D. 5 | ST. BONAVENTURE | 105-53 | W |
| D. 8 | SOUTHEASTERN LOUISIANA | 84-59 | W | • D. 10 | DePaul! | 76-45 | W |
| D. 13 | MIAMI-FLORIDA | 58-64 | L | • D. 12 | UCLA^ | 72-54 | W |
| D. 15 | at South Alabama^ | 67-71 | L | • D. 16 | WRIGHT STATE | 80-69 | W |
| D. 19 | at Loyola Marymount | 85-54 | W | • D. 19 | at Houston | 70-64 | W |
| D. 21 | at Texas A&M Corpus Christi | 95-70 | W | • D. 22 | Centenary (@ Jackson, MS) | 88-51 | W |
| D. 30 | MISSOURI | 87-75 | W | • D. 28 | MISSISSIPPI VALLEY STATE | 73-45 | W |
| J. 5 | Lafayette (@ Jackson, MS) | 77-53 | W | • D. 31 | at San Diego | 77-68 | W |
| J. 9 | +at LSU | 61-39 | W | • J. 4 | at Western Kentucky | 55-52 | L |
| J. 12 | +GEORGIA | 60-49 | W | • J. 9 | +at Ole Miss | 80-75 | W |
| J. 15 | +KENTUCKY | 69-64 | W | • J. 14 | +ARKANSAS | 82-80 | W |
| J. 19 | +at Alabama | 66-56 | W | | | | |
| J. 26 | +OLE MISS | 88-68 | W | | | | |
| J. 30 | +at Arkansas | 58-78 | L | | | | |
| F. 2 | +TENNESSEE | 71-76 | L | | | | |
| F. 6 | +ALABAMA | 73-66 | W | | | | |
| F. 9 | +at Auburn | 83-64 | W | | | | |
| F. 16 | +ARKANSAS | 80-74 | W | | | | |
| F. 20 | +at Ole Miss | 63-74 | L | | | | |
| F. 23 | +at South Carolina | OT 61-56 | W | | | | |
| F. 27 | +AUBURN | 89-78 | W | | | | |
| M. 1 | +at Florida | 68-59 | W | | | | |
| M. 5 | +at Vanderbilt | OT 85-86 | L | | | | |



MSU ALL-TIME RESULTS

| | | | | | | | | |
|--|--------------------|----------|---|---|-------------------------------------|--------------------------------|------------|---|
| J. 16 | +GEORGIA | 72-69 | W | • | D. 13 | FLORIDA ATLANTIC | 75-68 | W |
| J. 23 | +at Alabama | 62-57 | L | • | D. 17 | at Detroit | 80-75 | W |
| J. 28 | +at Arkansas | 67-62 | L | • | D. 22 | Northwestern St. (Jackson, MS) | 82-67 | W |
| J. 30 | +LSU | 67-51 | W | • | D. 28 | Baylor (Dallas) | 54-52 | L |
| F. 3 | +at Vanderbilt | 75-72 | L | • | D. 31 | UTAH STATE | 66-64 | W |
| F. 6 | +at Florida | 69-62 | L | • | J. 7 | +at Arkansas | 98-88 | L |
| F. 11 | +OLE MISS | 71-63 | W | • | J. 12 | +TENNESSEE | 62-58 | W |
| F. 13 | +AUBURN | OT 85-75 | W | • | J. 14 | +ALABAMA | 56-52 | W |
| F. 16 | +KENTUCKY | OT 81-75 | L | • | J. 18 | +at Ole Miss | 75-68 | L |
| F. 20 | +at LSU | 60-59 | W | • | J. 21 | +at Vanderbilt | OT 78-77 | W |
| F. 24 | +ALABAMA | 74-66 | W | • | J. 25 | +LSU | 76-71 | W |
| F. 27 | +at South Carolina | 76-63 | W | • | J. 28 | +at Florida | 69-57 | L |
| M. 3 | +at Auburn | 89-80 | L | • | F. 4 | +AUBURN | 91-88 | W |
| M. 6 | +TENNESSEE | 75-59 | L | • | F. 9 | +OLE MISS | 70-60 | W |
| M. 12 | Florida* | 75-69 | W | • | F. 11 | +GEORGIA | OT 70-68 | L |
| M. 13 | Vanderbilt* | 62-52 | W | • | F. 14 | +at LSU | OT 69-67 | L |
| M. 14 | Kentucky* | OT 75-74 | L | • | F. 18 | +at Auburn | 65-55 | L |
| M. 16 | Jackson State\$ | 81-67 | W | • | F. 21 | +KENTUCKY | 73-64 | L |
| M. 20 | North Carolina\$ | 876-74 | L | • | F. 25 | +at Alabama | 67-50 | L |
| # South Padre Invitational - South Padre Island, Texas | | | | • | F. 29 | +at South Carolina | OT 69-67 | W |
| ! SEC/Big East Challenge - Tampa, FL | | | | • | M. 3 | +ARKANSAS | 79-59 | W |
| ^ Wooden Classic - Anaheim, CA. | | | | • | M. 8 | Georgia* | 71-61 | L |
| * SEC Tournament - Nashville | | | | • | M. 13 | UMass | 2OT 101-96 | L |
| \$ NIT - Starkville | | | | • | ^ 2K Sports Classic - New York City | | | |
| | | | | • | * SEC Tournament - New Orleans | | | |
| | | | | • | \$ NIT - Starkville | | | |

2010-11

17-14; 9-7 SEC

Coach: Rick Stansbury

| | | | |
|-------|----------------------|----------|---|
| N. 12 | TENNESSEE STATE | 75-65 | W |
| N. 19 | APPALACHIAN STATE | 76-74 | W |
| N. 22 | DETROIT | 82-76 | W |
| N. 26 | TROY | OT 92-83 | W |
| N. 30 | FLORIDA ATLANTIC | 61-59 | L |
| D. 11 | EAST TENNESSEE STATE | 63-62 | L |
| D. 12 | NORTH CAROLINA A&T | 74-58 | W |
| D. 13 | NICHOLLS STATE | 67-58 | W |
| D. 14 | ALABAMA STATE | 67-46 | W |
| D. 18 | Virginia Tech^ | 88-57 | L |
| D. 22 | Washington State# | 83-57 | L |
| D. 23 | San Diego# | 69-52 | W |
| D. 25 | Hawaii# | 68-57 | L |
| D. 29 | St. Mary's! | 94-72 | L |
| J. 8 | +ALABAMA | 75-57 | L |
| J. 13 | +at Ole Miss | 69-64 | W |
| J. 16 | +AUBURN | 85-66 | W |
| J. 22 | +at Georgia | 86-64 | L |
| J. 27 | +VANDERBILT | 81-74 | L |
| J. 29 | +FLORIDA | 71-64 | W |
| F. 2 | +at Alabama | 75-61 | L |
| F. 5 | +at LSU | 58-57 | W |
| F. 9 | +ARKANSAS | 67-56 | W |
| F. 12 | +at Auburn | 65-62 | L |
| F. 15 | +at Kentucky | 85-79 | W |
| F. 19 | +OLE MISS | 71-58 | W |
| F. 23 | +LSU | 84-82 | L |
| F. 26 | +at Tennessee | 70-69 | W |
| M. 2 | +at Arkansas | 88-78 | W |
| M. 5 | +SOUTH CAROLINA | 60-58 | W |
| M. 11 | Vanderbilt* | 87-81 | L |

^ Battle of Atlantis - Bahamas
 # Diamondhead Classic - Honolulu, HI
 * SEC Tournament - Atlanta

2011-12

21-12; 8-8 SEC

Coach: Rick Stansbury

| | | | |
|-------|------------------|--------|---|
| N. 7 | EASTERN KENTUCKY | 76-66 | W |
| N. 9 | AKRON | 68-58 | L |
| N. 12 | SOUTH ALABAMA | 80-65 | W |
| N. 17 | Texas A&M^ | 69-60 | W |
| N. 18 | Arizona^ | 67-57 | W |
| N. 21 | LOUISIANA-MONROE | 78-63 | W |
| N. 25 | UT MARTIN | 76-50 | W |
| N. 27 | NORTH TEXAS | 82-59 | W |
| D. 3 | WEST VIRGINIA | 75-62 | W |
| D. 10 | TROY | 106-68 | W |

2012-13

10-22; 4-14 SEC

Coach: Rick Ray

| | | | |
|-------|--------------------------------|----------|---|
| N. 9 | at Troy | 56-53 | L |
| N. 13 | FLORIDA ATLANTIC | 78-58 | W |
| N. 19 | North Carolina^ | 95-49 | L |
| N. 20 | Marquette^ | 89-62 | L |
| N. 21 | Texas^ | 69-55 | L |
| N. 27 | ALCORN STATE | 60-52 | W |
| D. 1 | at Providence | 73-63 | L |
| D. 4 | TEXAS-SAN ANTONIO | 53-42 | W |
| D. 15 | at Loyola Chicago | 59-51 | L |
| D. 22 | Central Arkansas (Jackson, MS) | 79-72 | W |
| D. 30 | ALABAMA A&M | 59-57 | L |
| J. 3 | NEW ORLEANS | 97-46 | W |
| J. 9 | +SOUTH CAROLINA | 56-54 | W |
| J. 12 | +at Georgia | 72-61 | W |
| J. 16 | +ALABAMA | 75-43 | L |
| J. 19 | +at Tennessee | 72-57 | L |
| J. 23 | +at Arkansas | 96-70 | L |
| J. 26 | +FLORIDA | 82-47 | L |
| J. 30 | +TEXAS A&M | OT 55-49 | L |
| F. 2 | +LSU | 69-68 | L |
| F. 6 | +at Ole Miss | 93-75 | L |
| F. 9 | +at Florida | 83-58 | L |
| F. 13 | +MISSOURI | 78-36 | L |
| F. 16 | +at LSU | 80-68 | L |
| F. 20 | +at Alabama | 64-56 | L |
| F. 23 | +VANDERBILT | 72-31 | L |
| F. 27 | +at Kentucky | 85-55 | L |
| M. 2 | +OLE MISS | 73-67 | W |
| M. 6 | +at South Carolina | 79-72 | L |
| M. 9 | +AUBURN | OT 74-71 | W |
| M. 13 | South Carolina* | 70-59 | W |
| M. 14 | Tennessee* | 69-53 | L |

^ Maui Classic - Hawaii
 * SEC Tournament - Nashville

MSU ALL-TIME RESULTS



2013-14 14-19; 3-15 SEC

Coach: Rick Ray

| | | | |
|-------|----------------------------|----------|---|
| N. 8 | PRAIRIE VIEW | 71-56 | W |
| N. 14 | KENNESAW STATE | 78-55 | W |
| N. 19 | MISSISSIPPI VALLEY STATE | 94-72 | W |
| N. 23 | at Utah State | 87-68 | L |
| N. 27 | JACKSON STATE | 58-56 | W |
| D. 1 | LOYOLA CHICAGO | OT 65-64 | W |
| D. 5 | TCU | 71-61 | L |
| D. 13 | SE Louisiana (Tupelo, MS) | 68-62 | W |
| D. 17 | FLORIDA A&M | 78-65 | W |
| D. 19 | FLORIDA GULF COAST | 66-53 | W |
| D. 22 | South Florida [^] | 71-66 | W |
| D. 23 | UNLV [^] | 82-66 | L |
| J. 2 | MARYLAND EASTERN SHORE | 77-63 | W |
| J. 8 | +at Kentucky | 85-63 | L |
| J. 11 | +OLE MISS | 76-72 | W |
| J. 15 | +at Alabama | 80-61 | L |
| J. 18 | +TEXAS A&M | OT 81-72 | W |
| J. 22 | +AUBURN | 82-74 | W |
| J. 25 | +at Ole Miss | 82-63 | L |
| J. 30 | +FLORIDA | 62-51 | L |
| F. 1 | +at Vanderbilt | 55-49 | L |
| F. 5 | +at Texas A&M | 72-52 | L |
| F. 8 | +KENTUCKY | 69-59 | L |
| F. 12 | +GEORGIA | 75-55 | L |
| F. 15 | +at Auburn | 92-82 | L |
| F. 18 | +at LSU | 92-81 | L |
| F. 22 | +ARKANSAS | 73-69 | L |
| F. 26 | +TENNESSEE | 75-68 | L |
| M. 1 | +at Missouri | 85-66 | L |
| M. 5 | +at Georgia | 66-45 | L |
| M. 8 | +SOUTH CAROLINA | 74-62 | L |
| M. 12 | Vanderbilt* | 82-68 | W |
| M. 13 | Ole Miss* | 78-66 | L |

[^] Las Vegas Classic - Las Vegas

* SEC Tournament - Atlanta



This past year, Craig Sword became the 34th player in school history to score 1,000-career points en route to earning second-team All-SEC honors.


2014-15 13-19; 6-12 SEC

Coach: Rick Ray

| | | | |
|-------|----------------------------|-------|---|
| N. 14 | WESTERN CAROLINA | 66-56 | W |
| N. 17 | MISSISSIPPI VALLEY STATE | 89-68 | W |
| N. 22 | UTAH STATE STATE | 71-63 | W |
| N. 24 | CLAYTON | 59-46 | W |
| N. 28 | vs. St. Louis [^] | 75-50 | W |
| D. 29 | vs. TCU [^] | 61-52 | L |
| D. 6 | at Tulane | 59-54 | L |
| D. 13 | at Oregon State | 59-49 | L |
| D. 17 | ARKANSAS STATE | 69-55 | L |
| D. 20 | USC Upstate (Jackson, MS) | 53-51 | L |
| D. 23 | JACKSONVILLE | 70-47 | W |
| D. 30 | MCNEESE STATE | 66-47 | L |
| J. 2 | FLORIDA STATE | 62-55 | W |
| J. 7 | +TENNESSEE | 61-47 | L |
| J. 10 | +at Florida | 72-47 | L |
| J. 13 | +at Texas A&M | 74-70 | L |
| J. 17 | +VANDERBILT | 57-54 | W |
| J. 21 | +at Auburn | 78-71 | W |
| J. 24 | +GEORGIA | 72-66 | L |
| J. 28 | +at Ole Miss | 79-73 | L |
| J. 31 | +LSU | 73-67 | W |
| F. 3 | +at Tennessee | 71-66 | W |
| F. 7 | +at Arkansas | 61-41 | L |
| F. 10 | +ALABAMA | 55-51 | L |
| F. 14 | +at Missouri | 77-74 | W |
| F. 19 | +OLE MISS | 71-65 | L |
| F. 21 | +ARKANSAS | 65-61 | L |
| F. 25 | +KENTUCKY | 74-56 | L |
| F. 28 | +at South Carolina | 81-68 | L |
| M. 4 | +at Vanderbilt | 66-56 | L |
| M. 7 | +MISSOURI | 52-43 | W |
| M. 11 | vs. Auburn* | 74-68 | L |

[^] Corpus Christi Challenge

* SEC Tournament - Atlanta



Mississippi State is a comprehensive land-grant institution and the largest university in Mississippi, with a statewide enrollment of more than 20,484 students.

Established in 1878 as the Agricultural and Mechanical College of Mississippi, the university has traditional strengths in engineering and scientific agriculture but has evolved into a comprehensive institution with a diverse array of programs in teaching, research, and service.

ACADEMICS AND STUDENT LIFE

Mississippi State students consistently earn honors such as the prestigious Harry S. Truman Scholarship, awarded for those who will enter public service, and, with 16 Truman Scholars to date, the university has been recognized as a Truman Honor Institution. In the past year, a student team competed for and won first place in a national Challenge X competition to redesign a fuel-efficient and environmentally-friendly SUV.

Recently initiated programs are providing opportunities to develop leadership potential and global study options.

The university's Global Leadership Continuum provides "cradle-to-CEO" programming designed to develop leadership across a "global" spectrum that begins with high school and continues through the university experience and into professional life. Included are the Young Guns Leadership Camp for rising high school seniors; the Day One Leadership Community for incoming freshmen, focusing on shared academic and service experiences; and the highly competitive Appalachian Leadership Honors Program for sophomores and juniors.

To complement these efforts, the university has launched a minor in leadership studies open to students in all majors. A university honor code adopted in 2007 institutionalizes a campus culture of integrity and personal responsibility in academic studies. Through the Global Leadership Program, students may experience significantly expanded studyabroad opportunities.

RESEARCH

Mississippi State faculty researchers attracted \$186.5 million in external funding for 2006-07, up from about \$155

million during the previous year. This funding supported 1,691 sponsored projects in 2007.

Based on the latest rankings available from the National Science Foundation, MSU ranks seventh in the nation in agricultural sciences research expenditures and 44th in engineering. Last year MSU faculty and staff disclosed 80 new technologies resulting in three new start-up companies, nine licenses, and 22 patent applications. The university now holds 77 patents.

In recent years, MSU has established the Thad Cochran Endowment for Entrepreneurship, as well as collaborating with federal agencies and industries to help increase technology-oriented start-up companies. Among the collaborators and sponsors are the U.S. departments of Defense and Energy, NASA, General Electric, Northrop Grumman, EADS/American Eurocopter, Boeing, Raytheon, General Dynamics, Israeli Aerospace Industry, and the Mississippi Technology Alliance.

In a key area of economic interest to Mississippi, MSU's Center for Advanced Vehicular Systems, established in 2001, continues research and development supporting a goal of attracting automotive industries to the state. The center is conducting research in areas that include materials processing, human and systems engineering, alternative power systems, computational manufacturing and design, and advanced learning technologies.

POINTS OF PRIDE AT MSU

- ❖ Mississippi State ranks among the top 100 institutions across the country in the number of bachelor's degrees awarded to African-Americans.
- ❖ Over the last decade, five MSU professors have been named Mississippi Professor of the Year by the National Council for Advancement and Support of Education and the Carnegie Foundation for the Advancement of Teaching.
- ❖ Recently cited for its service in the aftermath of Hurricane Katrina, MSU's student chapter of the American Society of Civil Engineers is nationally ranked for overall excellence.





MISSISSIPPI STATE TRADITIONS

THE BULLDOG

Mississippi State University's athletic teams are called Bulldogs, a name earned and maintained over the decades by the tough, tenacious play of student-athletes wearing the Maroon and White. The official school mascot is an American Kennel Club registered English Bulldog, given the inherited title of 'Bully.'

As with most universities, Mississippi State University teams answered to different nicknames through the years. The first squads representing Mississippi A&M College



BULLY XIX - "TONKA"

were proud to be called Aggies. When the school officially became Mississippi State College in 1932, the nickname Maroons, for MSU's uniform color, gained prominence. Bulldogs became the official title for State teams in 1961, not long after State College was granted university status.

Yet references to school teams and athletes as Bulldogs actually go back to early in the century, and this nickname was used almost interchangeably with both Aggies and Maroons, since at least 1905.

On November 30 of that year, the A&M football team shut out their arch-rivals from the University of Mississippi 11-0 in Jackson, Miss. The campus newspaper, *The Reflector*, reported: "After the game, filled with that emotion that accompanies every great victory, there was nothing left for the cadets to do but to complete the great victory by showing sympathy for the dead athletic spirit of the University, by having a military funeral parade.

"A coffin was secured, decorated with University colors and a bulldog pup placed on top. It was then placed on the shoulders of a dozen cadets, and the procession started down Capitol Street, preceded by the brass band playing a very pathetic funeral march."

Other newspaper reports of the victory commented on the 'bulldog' style of play by the A&M eleven, and the Bulldog was soon publicly accepted as a school athletic symbol. Accounts of a 1926 pep rally in Meridian, Miss., had another bulldog parading with students.

Use as an official game mascot began in 1935 when coach Major Ralph Sasse, on 'orders' from his team, went to Memphis, Tenn., to select a bulldog. Ptolemy, a gift of the Edgar Webster family, was chosen and the Bulldogs promptly defeated Alabama 20-7.

A litter-mate of Ptolemy became the first mascot called 'Bully' shortly after Sasse's team beat mighty Army 13-7 at West Point that same year - perhaps the greatest victory in MSU football history. But Bully I earned other fame the hard way, in 1939 when a campus bus cut short his career.

Days of campus mourning followed, as Bully lay in state in a glass coffin. A half-mile funeral procession accompanied by the the Famous Maroon Band and three ROTC battalions went to Scott Field where Bully was buried under the bench at the 50-yard line. Even *Life* magazine covered the event. Other Bullies have since been buried by campus dorms, fraternity houses, and also at the football stadium.

For years Bully was a target for kidnappers, the last incident occurring prior to the 1974 State-Ole Miss game. The Bulldog team won anyway, 31-13. While early Bullies once roamed campus freely or lived in fraternities, today the official university mascot is housed at the School of Veterinary Medicine when not on duty at State home football games. For all their fierce appearance and reputation, today's mascot bulldogs are good-natured, friendly animals and favorites with children.

A student wearing a Bulldog suit, also answering to Bully, is part of the MSU cheerleading team and assists in stirring up State spirit at games and pep rallies.

THE COWBELL

The most unique and certainly the most resounding symbol of Mississippi State University tradition is the cowbell. Despite decades of attempts by opponents and authorities to banish it from scenes of competition, diehard State fans still celebrate Bulldog victories loudly and proudly with the distinctive sound of ringing cowbells.

The precise origin of the cowbell as a fixture of Mississippi State sports tradition remains unclear to this day. The best records have cowbells gradually introduced to the MSU sports scene in the late 1930s and early 1940s, coinciding with the 'golden age' of Mississippi State football success prior to World War II.

The most popular legend is that during a home football game between State and archrival Ole Miss, a jersey cow wandered onto the playing field. Mississippi State soundly whipped the Rebels that Saturday, and State College students immediately adopted the cow as a good luck charm.

Students are said to have continued bringing a cow to football games for a while, until the practice was eventually discontinued in favor of bringing just the cow's bell.

Whatever the origin, it is certain by the 1950s cowbells were common at MSU games, and by the 1960s were established as the special symbol of MSU. Ironically, the cowbell's popularity grew most rapidly during the long years when State football teams were rarely successful. Flaunting this anachronism from the 'aggie' days was a proud response by students and alumni to outsider scorn of the university's 'cow college' heritage.

In the 1960s two MSU professors, Earl W. Terrell and Ralph L. Reeves, obliged some students by welding handles on the bells sothey could be rung with more convenience and authority. By 1963 the demand for these long-handled cowbells could not be filled by home workshops alone. So, at the suggestion of Reeves, the Student Association bought bells in bulk and the Industrial Education Club agreed to weld on handles. In 1964, the MSU



Bookstore began marketing these cowbells with a portion of profits returning to these student organizations.

Today many styles of cowbells are available on campus and around Starkville, with the top-of-the-line being a heavy chrome-plated model with a full Bulldog figurine handle. But experts insist the best and loudest results are produced by a classic long-handled, bicycle-grip bell made of thinner and tightly-welded shells.

Cowbells decorate offices and homes of Mississippi State alumni, and are passed down through generations of Bulldog fans. But they are not heard at Southeastern Conference games - not legally, at least - since the 1974 adoption of a conference rule against 'artificial noisemakers' at football and basketball games. On a 9-1 vote, SEC schools ruled cowbells a disruption and banned them.

This has done little harm to the cowbell's popularity,



The MSU student section has always been known as one of the loudest in the SEC.

however, or to prevent cowbells from being heard outside stadiums in which the Bulldogs are playing. They can still be heard at non-conference football contests, as well as other sporting events on campus. And bold Bulldog fans still risk confiscation for the privilege of keeping a unique Mississippi State tradition alive and ringing at SEC affairs.

MAROON & WHITE

Maroon and White are the distinctive colors of Mississippi State University athletic teams, dating back over a century to the very first football game ever played by the school's student-athletes.

On November 15, 1895, the first Mississippi A&M football team was preparing for a road trip to Jackson, Tenn., to play Southern Baptist University (now called Union University) the following day. Since every college was supposed to have its own uniform colors, the A&M student body requested that the school's team select a suitable combination.

Considering this choice to be an honor, the inaugural State team gave the privilege to team captain W.M. Matthews. Accounts report that without hesitation Matthews chose Maroon and White.

In the 112 years since, every Mississippi State athlete has donned the Maroon and White in some sort of combination. Often a shade of gray has been added to the scheme, such as for the numerals. Briefly in the 1980s, the men's and women's basketball teams wore all-gray uniforms with maroon and white trim, while football has at times sported silver game pants, and baseball will often wear all gray road outfits.


Only once has an MSU team appeared in any other color combination. In 1938, football coach Spike Nelson secretly had cardinal and gold uniforms made for State, a selection that did not sit well with the team or the college at the first game. Neither the uniforms nor Nelson were back for the next season.

MSU ALMA MATER

*In the heart of Mississippi,
Made by none but God's own hands,
Stately in her natural splendor,
Our Alma Mater proudly stands.
Mississippi State, we love you;
Fondest memories cling to thee,
Life shall bear thy spirit ever;
Loyal friends we'll always be.*

CHORUS:

*Maroon and White! Maroon and White!
Of thee with joy we sing; Thy colors bright,
our souls delight; With praise our voices ring.*



"HAIL STATE"

*Hail dear ole State!
Fight for that victory today,
Hit that line and tote that ball,
Cross the goal before you fall!
And then we'll yell, yell, yell, yell!
For dear ole State we'll yell like H-E-L-L!
Fight for Mis-sis-sip-pi State.
Win the game today!*



HUMPHREY COLISEUM



Humphrey Coliseum

Humphrey Coliseum, the largest on-campus basketball arena in the state of Mississippi, will be the home of Bulldog Basketball for the 40th season during the 2015-16 campaign. Opened in 1975, the arena has undergone many modifications during recent years to rank as one of the finest multi-purpose facilities in the Southeastern Conference.

On the heels of MSU's record-setting 2003-04 basketball campaign, in which the Bulldogs posted a 26-4 ledger and claimed the overall SEC championship and won a second-straight SEC Western Division crown en route to making another NCAA Tournament appearance, Humphrey Coliseum underwent a major renovation.

Thanks to the generous contribution from the Henry Mize Foundation, a new four-sided, center-hung video scoreboard was added this past summer. The state-of-the-art, multi-purpose scoreboard features four main video displays and two ring displays suspended above the court to keep fans informed and entertained.

This display is 50 percent larger than the previous video board that was installed in 2005.

THE MIZE CONTRIBUTIONS

The late Henry Mize hailed from Booneville, Miss., and was a 1938 MSU alumnus and lifetime supporter of Mississippi State Athletics, while his nephew, Paul "Buzzy" Mize of Tupelo, Miss., and a 1978 State graduate, has served as the executor of the Henry Mize Foundation.

The Mize Foundation also funded the addition of approximately 1,000 maroon theatre-style chairback seats to increase the Coliseum's permanent seating capacity to

nearly 10,500. This improvement to the Bulldogs' basketball arena was accomplished with the realignment of the lower-deck seats plus the addition of permanent foldout chairback seats at courtside.

In addition to the Coliseum's re-configured seating that now features chair back seats courtside often found at NBA arenas, an improved lighting system was installed two years ago to enhance the electric atmosphere at "The Hump." Additional restrooms were also added to the east side of the facility.

THE NEW-LOOK FLOOR

In 2000, Humphrey Coliseum was graced with the arrival of a new hard maple floor, courtesy of the Horner Flooring Company of Dollar Bay, Mich. MSU's basketball playing surface measures 112 feet long and 60 feet wide.

Also added in recent years has been rotating corporate sponsorship signage at the scorer's table.

Four years ago new, attractive banners honoring the Bulldogs' and Lady Bulldogs' SEC championships and postseason tournament appearances, were unveiled, while the latest enhancements came in the summer of 2011 with new lower-level seats, complete with cupholders.

Since Humphrey Coliseum opened in 1975, the Bulldogs have won more than 70 percent of their battles at "The Hump." After ushering in the Humphrey Coliseum era of MSU basketball with an 85-82 victory over Indiana State back on Dec. 1, 1975, the Bulldogs have compiled an impressive 408-166 home record.

In 1990-91, Mississippi State went over the 1-million



10,788

A record 10,788 fans packed the Hump in 2012 to watch the thriller between MSU and Kentucky.



First Game

Dec. 1, 1975, an 85-82 win against Indiana State.

574

Total number of men's games played at the Hump since it first opened.

Kermit Davis

The first Mississippi State coach at the Hump was Kermit Davis.

34

The Hump has had 10,000-plus fans 34 times.

mark for overall home basketball attendance with the Bulldogs drawing 100,000-plus fans (102,072; 7,852 per game) in a single season for the first time in school history during MSU's SEC Championship campaign. On Feb. 23, 2002, at Humphrey Coliseum, a then-state of Mississippi-record 10,645 fans attended State's 61-59 home win against the Ole Miss Rebels in a crucial SEC contest. After nearly drawing 100,000 total fans during the 2002-03 season and setting a new single-season school record by averaging 9,165 fans per home SEC game, the 2003-04 Bulldog squad shattered all existing MSU basketball attendance records en route to capturing the school's first outright regular-season league championship since 1963.

In recording 12 or more home wins in a year for the fourth-straight year, the 2003-04 Bulldogs established new single-season Coliseum attendance standards for most total fans (111,940), highest per-game average for overall games (7,996), highest per-game average for SEC contests (10,209) and most crowds (6) of 10,000+ fans, along with setting a new mark for the largest single-game crowd (10,735) for MSU's 80-56 home triumph over Ole Miss on Feb. 7, 2004.

In a home win streak that began the year prior, the 2003-04 State squad also set a new all-time Coliseum record with 14 consecutive homecourt victories over the course of two years.

Eleven years ago, State's attendance boom and home success continued as it went over the 100,000 mark for attendance (103,031) for the second-straight season.

MORE RECORDS SHATTERED

Eight years ago en route to advancing to the second round of the NCAA Tournament, MSU established single-season school standards for home attendance (139,305) as it claimed 12 victories. Five years ago, records were shattered again as a total of 157,111 fans came through the turnstiles to witness the Maroon & White claim 13 victories.

Last year, nearly 107,000 fans made their way into the Hump as MSU posted a 9-8 ledger.

MSU has registered 10 or more home wins in a season 20 times over the last 23 basketball campaigns dating back to 1992-93.

Prior to the start of MSU's anticipated 1995-96 Final Four campaign, the capacity of State's home basketball arena was increased to 10,000 with the addition of permanent seats around the Coliseum's inner concourse. During the summer of 1996, the Coliseum underwent major renovations to accommodate the MSU athletic department's growing need for additional locker room availability.

Standing the equivalent of a seven-story building (84 feet), Humphrey Coliseum is 318 feet long and 268 feet wide and was originally constructed from approximately 450,000 red Mississippi-made bricks.

Named in honor of George Duke Humphrey, a former Mississippi State president (1934-45), the Coliseum also serves as the home for the Lady Bulldog basketball team, in addition to housing some administrative offices and Olympic sport coaches' offices.



MISSISSIPPI STATE TIMELINE

1906-1930

1906
MSU plays its first game against Columbus Athletic Club

1912
MSU records its only undefeated season in school history (9-0)

1923
MSU wins the Southern Intercollegiate Athletic Association Tournament.

1909
MSU plays its inaugural on-campus basketball game

1922
MSU records the school's 100th win against Ole Miss

1930
MSU records the school's 200th win against State Teachers College



The 1908 Mississippi A&M team opened the school's first-ever basketball campaign with five-consecutive wins under the guidance of head coach T. H. Werner.

1931-1955

1931
MSU opens the "Tin Gym"

1950
MSU moves into a new gym, which is later named McCarthy Gym

1955
Babe McCarthy named MSU's new head coach

1955
Herb Hargett becomes MSU's first All-SEC selection

1955
Herb Hargett becomes MSU's first All-SEC selection

1955
Jim Ashmore becomes MSU's first All-American selection

1956-1959

1956
Jim Ashmore is named the SEC Player of the Year

1958
Bailey Howell is named the SEC Player of the Year

1959
MSU goes 24-1 and finishes the year ranked No. 3 in the country

1958
MSU records its first 20-win season

1959
MSU wins its first SEC Championship

1959
Bailey Howell wins his second SEC Player of the Year award

MISSISSIPPI STATE TIMELINE



1959-1975

1959
Bailey Howell drafted 2nd overall in the NBA by the Detroit Pistons

1961
Babe McCarthy is named the SEC Coach of the Year again

1963
MSU wins the SEC and plays in school's first NCAA Tournament

1960
Babe McCarthy is named the SEC Coach of the Year

1962
Babe McCarthy is named the SEC Coach of the Year for the third time

1975
Humphrey Coliseum opens on Dec. 1 with MSU beating Indiana State



MSU won the 2009 SEC Tournament in Tampa, winning four games in four days, including the finals against Tennessee.

1982-1996

1982
Jeff Malone is named the SEC Player of the Year and All-American

1986
Richard Williams is named head coach

1995
MSU reaches first Sweet 16 in school history

1982
Jeff Malone becomes MSU's all-time leading scorer with 2,142 points

1992
MSU is co-SEC champions with LSU

1996
MSU wins SEC Tournament and advances to Final Four

1997-2010

1998
Rick Stansbury named MSU's 18th head coach

2004
MSU wins SEC crown and Lawrence Roberts is SEC Player of the Year

2009
MSU captures the school's third SEC Tournament crown

2002
MSU wins second SEC Tournament in school history

2004
Rick Stansbury is named the SEC Coach of the Year

2010
Jarvis Varnado becomes the NCAA career leader in blocked shots



MISSISSIPPI STATE TIMELINE

2011-2015

2012

MSU celebrates its 100th year of basketball

2012

Rick Ray named the 19th head coach in school history

2012

Rick Stansbury retires after 14 years and the school's winningest coach

2015

In March of 2015, Ben Howland was hired to be MSU's 19th head coach.



McCarthy Gym was the home of MSU until December of 1975.



Bailey Howell (left), and Jim Ashmore led MSU to great success in the late 1950s.



Babe McCarthy meets with the press prior to MSU's first NCAA Tournament game.



Humphrey Coliseum opened its doors on Dec. 1, 1975, with a victory against Indiana State.

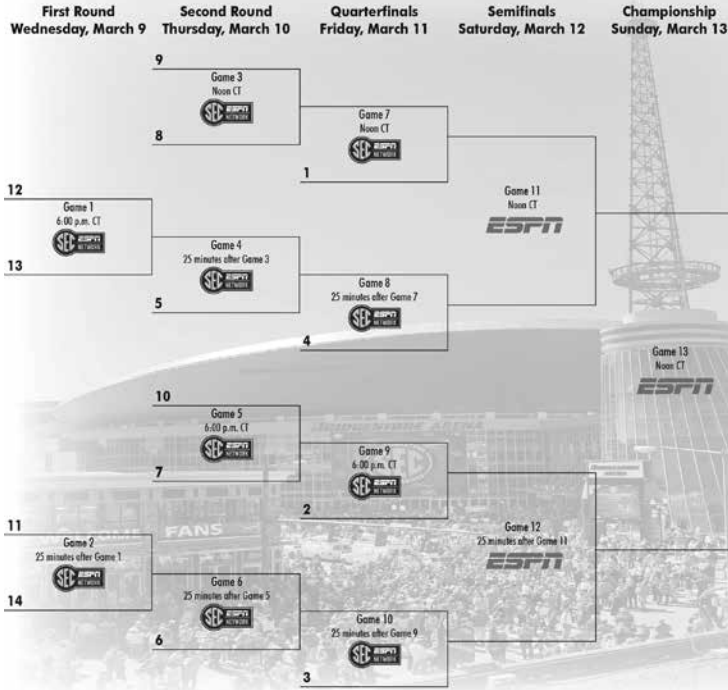


Ben Howland was hired on March 23, 2015 as MSU's 20th head coach in school history.

2016 SEC TOURNAMENT



2016 SEC MEN'S BASKETBALL TOURNAMENT March 9-13 • Bridgestone Arena • Nashville, Tenn.



ALL TIME SEC TOURNAMENT CHAMPIONS

| | | | | | |
|------|--------------------|---------|--------------------------|------|--------------------------|
| 1933 | Kentucky | 1953-78 | No Tournament Held | 1998 | Kentucky |
| 1934 | Alabama | 1979 | Tennessee | 1999 | Kentucky |
| 1935 | No Tournament Held | 1980 | LSU | 2000 | Arkansas |
| 1936 | Tennessee | 1981 | Ole Miss | 2001 | Kentucky |
| 1937 | Kentucky | 1982 | Alabama | 2002 | MISSISSIPPI STATE |
| 1938 | Georgia Tech | 1983 | Georgia | 2003 | Kentucky |
| 1939 | Kentucky | 1984 | Kentucky | 2004 | Kentucky |
| 1940 | Kentucky | 1985 | Auburn | 2005 | Florida |
| 1941 | Tennessee | 1986 | Kentucky | 2006 | Florida |
| 1942 | Kentucky | 1987 | Alabama | 2007 | Florida |
| 1943 | Tennessee | 1988 | Vacated | 2008 | Georgia |
| 1944 | Kentucky | 1989 | Alabama | 2009 | MISSISSIPPI STATE |
| 1945 | Kentucky | 1990 | Alabama | 2010 | Kentucky |
| 1946 | Kentucky | 1991 | Alabama | 2011 | Kentucky |
| 1947 | Kentucky | 1992 | Kentucky | 2012 | Vanderbilt |
| 1948 | Kentucky | 1993 | Kentucky | 2013 | Ole Miss |
| 1949 | Kentucky | 1994 | Kentucky | 2014 | Florida |
| 1950 | Kentucky | 1995 | Kentucky | 2015 | Kentucky |
| 1951 | Vanderbilt | 1996 | MISSISSIPPI STATE | | |
| 1952 | Kentucky | 1997 | Kentucky | | |



MISSISSIPPI STATE LOCKER ROOM

RICHARD C. ADKERSON LOCKER ROOM



2015-16 MISSISSIPPI STATE BASKETBALL



FRED THOMAS
6 - 6-5 - 210 - Sr.
Jackson, MS
(Jim Hill HS)



DEMETRIUS HOUSTON
F - 6-7 - 201 - So.
Montgomery, AL
(G.W. Carver HS)



JOHNNY ZUPPARDO
F - 6-8 - 226 - Sr.
Bay Saint Louis, MS
(Jones Junior College)



JOE STRUGG
F - 6-9 - 192 - Fr.
Montgomery, AL
(G.W. Carver HS)



CARTER HOLMES
G - 6-0 - 185 - So.
Jackson, MS
(Jackson Academy)



QUINDARY WEATHERSPOON
G - 6-4 - 202 - Fr.
Jackson, MS
(Velma HS Jackson)



XAVIAN STAPLETON
G - 6-6 - 203 - So.
Flora, MS
(Madison Central/Louisiana Tech)



MALIK NEWMAN
G - 6-3 - 190 - Fr.
Jackson, MS
(Callaway HS)



I.J. READY
G - 5-11 - 170 - Jr.
Little Rock, AR
(Parkview Magnet HS)



GAVIN WARE
F - 6-9 - 260 - Sr.
Starkville, MS
(Starkville HS)



REGGIE PATTERSON
G - 6-4 - 168 - Jr.
Baldwyn, MS
(Baldwyn HS/Northeast CC)



FALLOU NDOOYE
F - 6-10 - 242 - So.
Taif, Senegal
(Findlay Prep)



TRAVIS DANIELS
G - 6-7 - 225 - Sr.
Tuscaloosa, AL
(Shelton State CC)



JETT JOBE
G - 6-4 - 181 - Fr.
Tuttle, OK
(Tuttle HS)



CRAIG SWORD
G - 6-3 - 197 - Sr.
Montgomery, AL
(G.W. Carver HS)



ARIC HOLMAN
F - 6-10 - 212 - Fr.
Owensboro, KY
(Owensboro HS)



BEN HOWLAND
Head Coach
First Season

2015-16 SCHEDULE

| | | | | | |
|-------|-------------------------|--------|--------|--------------------|--------|
| 11.6 | FORT VALLEY STATE (EXH) | 7PM | 1.16 | TENNESSEE* | 2:30PM |
| 11.13 | EASTERN WASHINGTON | 8PM | 1.19 | AT FLORIDA* | 6PM |
| 11.16 | SOUTHERN UNIVERSITY | 7PM | 1.23 | OLE MISS* | 1PM |
| 11.19 | MIAMI (FL) ^ | 4PM | 1.26 | AT SOUTH CAROLINA* | 6PM |
| 11.20 | TEXAS TECH/UTAH ^ | TBA | 1.30 | AT MISSOURI* | 7:30PM |
| 11.22 | TBA ^ | TBA | 2.2 | ALABAMA* | 8PM |
| 11.28 | UT MARTIN | TBA | 2.6 | AT LSU* | 5PM |
| 12.2 | TEXAS SOUTHERN | 7PM | 2.9 | ARKANSAS* | 8PM |
| 12.12 | AT UMKC | 4PM | 2.13 | GEORGIA* | 7PM |
| 12.16 | AT FLORIDA STATE | 8PM | 2.16 | VANDERBILT* | 8PM |
| 12.19 | TULANE | 3PM | 2.20 | AT ALABAMA* | 1:30PM |
| 12.23 | NORTHERN COLORADO# | 7PM | 2.24 | AT TEXAS A&M* | 6PM |
| 12.31 | NORTH CAROLINA CENTRAL | 1PM | 2.27 | SOUTH CAROLINA* | 1:30PM |
| 1.6 | TEXAS A&M* | 7:30PM | 3.2 | AT OLE MISS* | 6PM |
| 1.9 | AT ARKANSAS* | 2:30PM | 3.5 | AUBURN* | 1:30PM |
| 1.12 | AT KENTUCKY* | 6PM | 3.9-13 | SEC TOURNAMENT& | TBA |

^ PUERTO RICO TIPOFF
JACKSON, MS (MISSISSIPPI COLISEUM)
HOME GAMES IN **HARDON**

* SEC GAME
& NASHVILLE, TN (BRIDGESTONE ARENA)



@HAILSTATEMBK // #HAILSTATE