

2012-13 MEN'S BASKETBALL

MISSISSIPPI


STATE



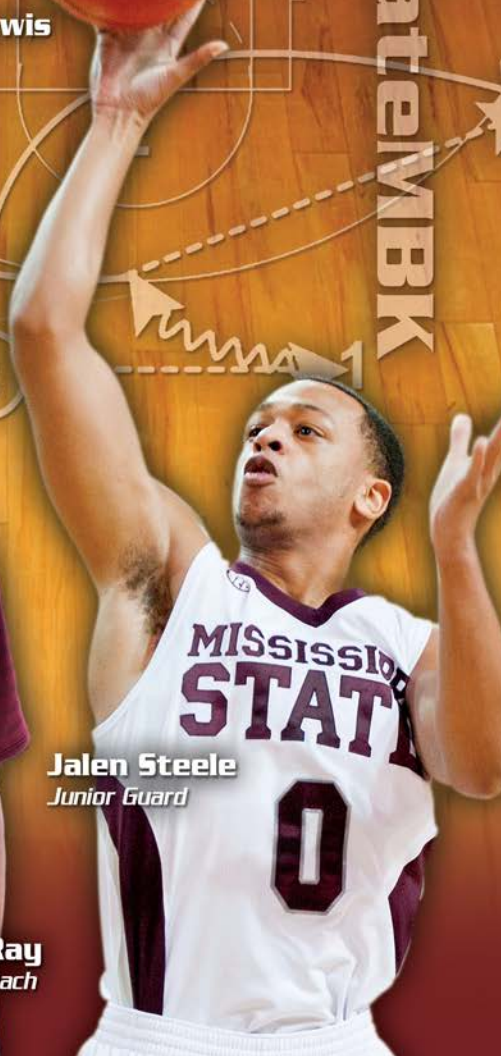
Wendell Lewis
Senior Center



@mstatedeMBK



Rick Ray
Head Coach



Jalen Steele
Junior Guard

A New Era of BULLDOG BASKETBALL

"Rick Ray is smart, disciplined, and tough. His coaching roots are grounded in those key areas, and his teams will reflect it from day one. A terrific hire by Mississippi State. Bulldog fans will quickly embrace what Rick Ray is all about."


— Jimmy Dykes, ESPN Analyst

"The hiring may have been a shock, but to those that know Rick Ray in the business, it was the right move for Mississippi State. Athletic director Scott Stricklin was looking for someone to change the culture -- and that's exactly what Ray will do in Starkville. He knows the game, is terrific in connecting with players and also is a proven recruiter. People need to give him a chance because he's one of the top young coaches in the game."

— Jeff Goodman, CBSsports.com
Senior Basketball Writer



Mississippi State



"Rick has immediately let it be known that he wants high standards or don't bother coming to Starkville. The Bulldogs were a consistent winner in the SEC but had trouble avoiding controversy. Ray's challenge is to win and do it without drama."

— Andy Katz, ESPN Senior Basketball Writer



TABLE OF CONTENTS



GENERAL INFORMATION

Table of Contents.....	1
Quick Facts.....	2
Schedule.....	3

OUTLOOK/MSU PLAYERS

2012-13 Roster.....	4
2012-13 TV & Radio Roster.....	5
2012-13 Team Photo.....	6
2012-13 Preview.....	7
Wendell Lewis.....	8-9
Jalen Steele.....	10-11
Roquez Johnson.....	12-13
Andre Applewhite.....	14
Trivante Bloodman.....	15
Colin Borchert.....	16
Jacoby Davis.....	17
Craig Sword.....	18
Fred Thomas.....	19
Gavin Ware.....	20
Tyson Cunningham.....	21
Baxter Price.....	22
Player Statistics vs. SEC.....	23-24

STAFF

Rick Ray.....	26-29
George Brooks.....	30
Wes Flanigan.....	31
Chris Hollender.....	32
Adam Gordon.....	33
Basketball Support Staff.....	34-36
Maroon Madness.....	37
Dr. Mark E. Keenum.....	38
Scott Stricklin.....	39

OPPONENTS

2012-13 Opponents.....	40-42
------------------------	-------

SEC Series Scores.....	43-50
SEC Tournament History.....	51
SEC Series Breakdown.....	52-53

REVIEW

2011-12 Season Review.....	54
2011-12 Statistics.....	55
2011-12 Results.....	56
2011-12 Superlatives.....	57
2011-12 Miscellaneous Stats.....	58-59
The Last Time.....	60-61
2011-12 Recaps.....	62-70
2011-12 SEC Review.....	71

RECORDS

Individual Records.....	72
Scoring Records.....	73
Field Goal Records.....	74-75
3-Point Field Goal Records.....	76-77
Free Throw Records.....	78-79
Rebounding Records.....	80-81
Assists/Blocks Records.....	82
MSU Steals Records.....	83
MSU Yearly Leaders.....	84-86
MSU Freshman Records.....	87-88
MSU Opponent Records.....	89
MSU Team Records.....	90
SEC Statistical Titles & Leaders.....	91
MSU Team Superlatives.....	92-94
Team Season Highs.....	95-96
MSU Team Statistical Trends.....	97-98
Humphrey Coliseum Records.....	99-102
2,000-Point Scoring Club.....	103-104
1,000-Point Scoring Club.....	105-108

HISTORY

MSU Honor Roll.....	109-111
---------------------	---------

Hall of Famer Bailey Howell.....	112
Postseason History.....	113
Postseason Records.....	114
Postseason Box Scores.....	115-124
SEC Tournament Records.....	125-126
In-Season Tournaments.....	127-129
Yearly Records.....	130-131
Coaching History.....	132
All-Time MSU Assistants.....	133
Lettermen/Team Captains.....	134-136
All-Time Team Awards.....	137
Bulldogs In The NBA.....	138-139
All-Time Series Records.....	140-141
Non-SEC Series Records.....	142-158
All-Time Results.....	159-180

MISSISSIPPI STATE UNIVERSITY

MSU.....	181
Mississippi State Traditions.....	182-183
Humphrey Coliseum.....	184-185
MSU Basketball Timeline.....	186-188

RADIO/MEDIA/SEC

MSU Radio Network.....	189
MSU Media Relations.....	190
MSU Media Policies.....	191
2013 SEC Tournament.....	192

CREDITS

The 2012-13 Mississippi State Men's Basketball Media Guide is a product of the Media Relations Office, published by the Mississippi State University Athletic Department.

EDITOR: Gregg Ellis, Assistant Media Relations Director

GRAPHIC/COVER DESIGN: John Schaffhauser, Schaffhauser Design (Madison, Miss.)

EDITORIAL ASSISTANCE: Tyson Rodgers, Lee VanHorn, Kera Robinson, Drew Caves, Emily McConnell, Will Henson, Paul Hollis, Russ Houston, Wendell M. Hughes, Laughhead Photographers, Barry Lawrence, Bob Leverone, Richard Lewis, Brian Allen Loden, Darrell McAllister, Patrick Merrill, Mississippi Sports Hall of Fame and Museum, Chris Mooney, R.D. Moore, Layne Murdoch, Joe Murphy/NBA/Getty Images, NBA Photos, Naimsmith Memorial Basketball Hall of Fame, Clint Parrish, Dick Raphael, Joe Ray Roberson, Bob Rosata, Bill Simmonds, Bob Smith/PhotoAdrenaline.com, Breck Smither, Nicole Sweet, Jason Szenes, Time Inc., Scout.com, Michael Wardlaw and David Allen Williams.

PHOTOGRAPHY: Associated Press, Charles W. Alliston, Dan Avila, Megan Bean, Kenny Billings, Gary Dogdon, Joe Collins, David Coyle, Robert Crawford, Joe Dier, Fred Faulk, Mansel Guerry, Jim Henson, Paul Hollis, Russ Houston, Wendell M. Hughes, Laughhead Photographers, Barry Lawrence, Bob Leverone, Richard Lewis, Brian Allen Loden, Darrell McAllister, Patrick Merrill, Mississippi Sports Hall of Fame and Museum, Chris Mooney, R.D. Moore, Layne Murdoch, Joe Murphy/NBA/Getty Images, NBA Photos, Naimsmith Memorial Basketball Hall of Fame, Clint Parrish, Dick Raphael, Joe Ray Roberson, Bob Rosata, Bill Simmonds, Bob Smith/PhotoAdrenaline.com, Breck Smither, Nicole Sweet, Jason Szenes, Time Inc., Scout.com, Michael Wardlaw and David Allen Williams.

PRINTING: Hederman Brothers, Jackson, Miss.

Mississippi State University does not discriminate on the basis of race, color, religion, national origin, sex, sexual orientation or group affiliation, age, disability or veteran status. Dr. Mary Alexander, Director of the Office of Diversity and Equity Programs [McArthur Hall, Room 106, P.O. Box 6199, Mississippi State, MS 39762/662-325-2493], is the designated employee responsible to coordinate efforts to carry out responsibilities and make investigations of complaints relating to discrimination in conforming with Title IX of the Education Amendments of 1972, Sections 503 and 5-4 of the Rehabilitation Act of 1974, and the Americans with Disabilities Act of 1990.



Rick Ray was named Mississippi State's 19th coach in program history on April 1, 2012.



Quick Facts

QUICK FACTS

Location:	Starkville, Mississippi
Founded:	February 28, 1878
Enrollment:	20,484
Conference:	SEC
Nickname:	Bulldogs
Colors:	Maroon (PMS 202) & White
Arena:	Humphrey Coliseum (10,575)
President:	Dr. Mark E. Keenum
Director of Athletics:	Scott Stricklin
Faculty Representative:	Dr. Steven C. Turner

BASKETBALL HISTORY

First Year of Basketball:	1908-09
Number of Seasons:	100
All-Time Record:	1,310-1,082
All-Time SEC Record:	551-697
Total Number of Head Coaches:	19
Humphrey Coliseum Record:	381-144
20-Win Seasons:	17
NCAA Tournament Appearances:	10 (11-10)
NCAA Tournament Final Fours:	1 (1996, lost to Syracuse 77-69 in semis)
NIT Appearances:	8 (7-8)
NIT Final Fours:	1 (2007, lost 63-62 to West Virginia in semis)
SEC Championships:	6 (2004, 1991, 1963, 1962, 1961, 1959)
SEC Tournament Championships:	3 (2009, 2002 and 1996)
SEC Tournament Record:	27-48
SEC Western Division Titles:	7 (2010, 2008, 2007, 2004, 2003, 1996, 1995)

BASKETBALL STAFF

Head Coach:	Rick Ray (Grand View College [IA], 1994) Phone: 662-325-3800
Assistant Coach:	Wes Flanigan (Auburn, 1997)
Assistant Coach:	Chris Hollender (Evansville, 1998)
Assistant Coach:	George Brooks (Mississippi State, 1997)

Director of Operations:	Adam Gordon
Video Coordinator:	Adam Bauman
Strength Coach:	Richard Akins
Athletic Trainer:	Scotty Johnson
Graduate Manager:	Nick Lagroone
Academic Counselor:	Lynda Moore
Administrative Asst.:	Suzanne Cook
Media Relations Contact:	Gregg Ellis Phone: 662-325-3595 Cell: 662-418-8494 Fax: 662-325-3654 Email: gellis@athletics.msstate.edu Twitter: @msuhoopsregg & @mstateMBK

TEAM INFORMATION

2010-11 Overall Record:	21-12
2010-11 SEC Record:	8-8
SEC Finish:	T6th
Home Record:	15-4
Away Record:	3-6
Neutral Record:	3-2
Postseason:	NIT (First Round)
National Ranking:	n/a
Starters Returning/Lost:	1/5
Letterwinners Returning/Lost:	5/10
Newcomers:	7
Roster (Sr/Jr/Sr/Fr):	(2/3/2/5)

A LOOK AT THE TEAM

Starters Returning (1)	Jalen Steele (6-3, 194, Jr, G) 8.7ppg., 1.8 rpg. (33 games)
Other Lettermen Returning (4)	Tyson Cunningham (6-3, 194, Jr, G) ^ 0.0 ppg., 0.1 rpg. (10 games) Roquez Johnson (6-7, 210, So, F) 0.1 ppg., 0.8 rpg. (13 games) Wendell Lewis (6-9, 258, Sr, C) 3.8 ppg., 4.0 rpg. (33 games) Baxter Price (5-10, 169, Sr, G) ^ 0.0 ppg., 0.1 rpg. (10 games)

Newcomers (7)	Andre Applewhite (6-5, 217, Fr, G) Trivante Bloodman (6-0, 182, So, G) Colin Borchert (6-8, 231, Jr, F) Jacob Davis (6-1, 191, Fr, G) Craig Sword (6-3, 189, Fr, G) Fred Thomas (6-5, 191, Fr, G) Gavin Ware (6-9, 270, Fr, F)
----------------------	--

Lettermen Lost (9)	G Dee Bost 15.8 ppg., 3.3 rpg. (33 games) G Brian Bryant 7.4 ppg., 4.5 rpg. (30 games) G Reed Clayton ^ 0.1 ppg., .2 rpg. (9 games) G Rodney Hood 10.3 ppg., 4.8 rpg. (32 games) F Taylor Luczak ^ 0.4 ppg., 0.2 rpg. (10 games) F Arnett Moultrie 16.4 ppg., 10.5 rpg. (30 games) G Charles Parker ^ 0.0 ppg., 0.1 rbs. (10 games) F Renardo Sidney 9.7 ppg., 5.2 rpg. (29 games) G DeVille Smith 4.2 ppg., 1.6 rpg. (26 games)
---------------------------	---

^ Walk-on
^ Sat out last year due to NCAA transfer rules

RETURNING TEAM STATS

Percentage of Scoring:	17.7 (421/2377)
Percentage of Rebounds:	17.4 (210/1208)
Percentage of Field Goals:	17.4 (149/854)
Percentage of 3-Point FGs:	30.5 (71/233)
Percentage of Free Throws:	11.9 (52/436)
Percentage of Assists:	8.4 (37/441)
Percentage of Steals:	14.1 (28/198)
Percentage of Blocks:	31.0 (36/116)
Percentage of Minutes:	23.5 (1587/6750)

RETURNING TOP INDIVIDUALS

Points:	Jalen Steele (286, 8.7)
Rebounds:	Wendell Lewis (132, 4.0)
Assists:	Jalen Steele (28, 0.8)
Steals:	Wendell Lewis (16, 0.5)
Blocks:	Wendell Lewis (30, 0.9)
FG %:	Wendell Lewis 62.5 (55-88)
3-Point %:	Jalen Steele 39.3 (70-178)
FT %:	Jalen Steele 94.0 (32-35)
Minutes:	Jalen Steele 783 (23.7)

2012-13 Schedule



Date	Day	Team	Where	Television	Time
Nov. 4	Sunday	William Carey [EXH]	STARKVILLE		4 p.m.
Nov. 9	Friday	Troy	Troy		7 p.m.
Nov. 13	Tuesday	Florida Atlantic	STARKVILLE		7 p.m.
Nov. 19	Monday	# North Carolina	Maui, Hawaii	ESPN2	5 p.m.
Nov. 20	Tuesday	# Butler or Marquette	Maui, Hawaii	ESPN2	1:30 p.m./7 p.m.
Nov. 21	Wednesday	# TBA	Maui, Hawaii	TBA	TBA
Nov. 27	Tuesday	Alcorn State	STARKVILLE		7 p.m.
Dec. 1	Saturday	Providence	Providence, R.I.	ESPN Network	11 a.m.
Dec. 4	Tuesday	Texas-San Antonio	STARKVILLE		7 p.m.
Dec. 15	Saturday	Loyola-Chicago	Chicago	ESPN3/ESPNU	7 p.m.
Dec. 22	Saturday	% Central Arkansas	Jackson, Miss.		2 p.m.
Dec. 30	Sunday	Alabama A&M	STARKVILLE	CSS	3 p.m.
Jan. 3	Thursday	New Orleans	STARKVILLE	CSS	6 p.m.
Jan. 9	Wednesday	South Carolina	STARKVILLE	ESPN3	7 p.m.
Jan. 12	Saturday	Georgia	Athens, Ga.	SEC Network	12:30 p.m.
Jan. 16	Wednesday	Alabama	STARKVILLE	CSS	8 p.m.
Jan. 19	Saturday	Tennessee	Knoxville, Tenn.	SEC Network	3 p.m.
Jan. 23	Wednesday	Arkansas	Fayetteville, Ark.	CSS	8 p.m.
Jan. 26	Saturday	Florida	STARKVILLE	ESPN2	7 p.m.
Jan. 30	Wednesday	Texas A&M	STARKVILLE	CSS	8 p.m.
Feb. 2	Saturday	LSU	STARKVILLE	FSN	4:30 p.m.
Feb. 6	Wednesday	Ole Miss	Oxford, Miss.	CSS	8 p.m.
Feb. 9	Saturday	Florida	Gainesville, Fla.	FSN	4 p.m.
Feb. 13	Wednesday	Missouri	STARKVILLE	SEC Network	7 p.m.
Feb. 16	Saturday	LSU	Baton Rouge, La.	ESPNU	4 p.m.
Feb. 20	Wednesday	Alabama	Tuscaloosa, Ala.	SEC Network	7 p.m.
Feb. 23	Saturday	Vanderbilt	STARKVILLE	SEC Network	12:30 p.m.
Feb. 27	Wednesday	Kentucky	Lexington, Ky.	SEC Network	7 p.m.
March 2	Saturday	Ole Miss	STARKVILLE	FSN	4 p.m.
March 6	Wednesday	South Carolina	Columbia, S.C.	ESPN3	6 p.m.
March 9	Saturday	Auburn	STARKVILLE	FSN	4:30 p.m.
March 13-17	Wed.-Sun.	SEC Tournament	Nashville	ESPN/ABC	TBA

- Maui Invitational

% - at Mississippi Coliseum

All Times are Central

Home games denoted by **BOLD CAPS**

Numerical Roster

No.	Name	Pos.	Ht.	Wt.	Yr.	Exp.	Hometown
0	Jalen Steele	G	6-3	194	Jr.	2L	Knoxville, TN (Fulton HS)
1	Fred Thomas	G	6-5	191	Fr.	HS	Jackson, MS (Jim Hill HS)
2	Andre Applewhite	G	6-5	217	Fr.	HS	Memphis, TN (Central HS)
3	Colin Borchert	F	6-8	231	Jr.	JC	Phoenix, AZ (East Miss CC)
4	Trivante Bloodman	G	6-0	182	So.	JC	Bronx, NY (Olney Central College)
5	Wendell Lewis	C	6-9	258	Sr.	3L	Selma, AL (Selma HS)
11	Jacoby Davis	G	6-1	191	Fr.	HS	Charlotte, NC (West Charlotte HS)
15	Baxter Price	G	5-10	169	Sr.	3L	Brandon, MS (Northwest Rankin HS)
20	Gavin Ware	F	6-9	270	Fr.	HS	Starkville, MS (Starkville HS)
24	Tyson Cunningham	G	6-3	194	Jr.	1L	Columbus, MS (Columbus HS)
25	Roquez Johnson	F	6-7	210	So.	1L	Montgomery, AL (G.W. Carver HS)
32	Craig Sword	G	6-3	189	Fr.	HS	Montgomery, AL (G.W. Carver HS)

Alphabetical Roster

No.	Name	Pos.	Ht.	Wt.	Yr.	Exp.	Hometown
2	Andre Applewhite	G	6-5	217	Fr.	HS	Memphis, TN (Central HS)
4	Trivante Bloodman	G	6-0	182	So.	JC	Bronx, NY (Olney Central College)
3	Colin Borchert	F	6-8	231	Jr.	JC	Phoenix, AZ (East Miss CC)
24	Tyson Cunningham	G	6-3	194	Jr.	1L	Columbus, MS (Columbus HS)
11	Jacoby Davis	G	6-1	191	Fr.	HS	Charlotte, NC (West Charlotte HS)
25	Roquez Johnson	F	6-7	210	So.	1L	Montgomery, AL (G.W. Carver HS)
5	Wendell Lewis	C	6-9	258	Sr.	3L	Selma, AL (Selma HS)
15	Baxter Price	G	5-10	169	Sr.	3L	Brandon, MS (Northwest Rankin HS)
0	Jalen Steele	G	6-3	194	Jr.	2L	Knoxville, TN (Fulton HS)
32	Craig Sword	G	6-3	189	Fr.	HS	Montgomery, AL (G.W. Carver HS)
1	Fred Thomas	G	6-5	191	Fr.	HS	Jackson, MS (Jim Hill HS)
20	Gavin Ware	F	6-9	270	Fr.	HS	Starkville, MS (Starkville HS)

HEAD COACH: Rick Ray (Grand View College [IA], 1994; 1st year)
ASSISTANTS: Wes Flanigan (Auburn, 1997; 1st year)
 Chris Hollender (Evansville, 1998; 1st year)
 George Brooks (Mississippi State, 1997; 3rd year)
OPERATIONS: Adam Gordon (Tampa, 2006; 1st year)
STRENGTH & CONDITIONG: Richard Akins

Pronunciation Guide

TRIVANTE BLOODMAN: TRA-VON-TAY
 COLIN BORCHERT: BORE-CHERT
 WENDELL LEWIS: WIN-DELL
 JALEN STEELE: JAY-LEN



0 JALEN STEELE
6-3, 194, Jr., Guard
Knoxville, Tenn.



1 FRED THOMAS
6-5, 191, Fr., Guard
Jackson, Miss.



2 ANDRE APPLEWHITE
6-5, 217, Fr., Guard
Memphis, Tenn.



3 COLIN BORCHERT
6-8, 231, Jr., Forward
Phoenix, Ariz.



4 TRIVANTE BLOODMAN
6-0, 182, So., Guard
Bronx, N.Y.



5 WENDELL LEWIS
6-9, 258, Sr., Center
Selma, Ala.



11 JACOBY DAVIS
6-1, 191, Fr., Guard
Charlotte, N.C.



15 BAXTER PRICE
5-10, 169, Sr., Guard
Brandon, Miss.



20 GAVIN WARE
6-9, 270, Fr., Forward
Starkville, Miss.



24 TYSON CUNNINGHAM
6-3, 194, Jr., Guard
Columbus, Miss.



25 ROQUEEZ JOHNSON
6-7, 210, So., Forward
Montgomery, Ala.



32 CRAIG SWORD
6-3, 189, Fr., Guard
Montgomery, Ala.



RICK RAY
Head Coach



GEORGE BROOKS
Assistant Coach



WES FLANIGAN
Assistant Coach



CHRIS HOLLENDER
Assistant Coach



2012-13 MISSISSIPPI STATE BULLDOGS

*Sitting (L-R): Trivante Bloodman, Tyson Cunningham, Jalen Steele, Baxter Price, Jacoby Davis
Standing (L-R): Andre Applewhite, Colin Borchert, Wendell Lewis, Gavin Ware, Roquez Johnson, Fred Thomas, Craig Sword*

NEW CENTURY, NEW COACH

STILL OUR STATE

When Rick Ray was introduced as Mississippi State's 19th head coach in school history, he promised a brand of basketball that would be disciplined, highlighted by hustle, effort and hard work.

Those are traits, he noted, that equate to winning.

At the same time, it was imperative he have the players who believed in his system and willing to bring a high level of intensity each and every day to practice.

The players listened. More importantly, they bought into his program.

"Coach Ray has been great," junior guard Jalen Steele said. "He expects our best. Every day. In return, he's giving us his best to make us better in all parts of our game.

"Our workouts, practices, everything going back to last April, are geared to make us better individually and as a team."

THE BACKCOURT

The 6-foot-3 Steele is the Bulldogs' top returning scorer from a year ago and most lethal 3-point threat.

In 33 appearances, 16 of which he started, he averaged 8.7 points while draining 70 of his 178 shots beyond the arc.

And a quick look at the roster also reveals he's the most experienced player in the backcourt.

However, that doesn't mean there's a lack of talent.

Newcomers Craig Sword, last year's Alabama Player of the Year, and Fred Thomas come to MSU following proficient high school careers where they were known for scoring, as did Andre Applewhite.

At the point, MSU suffered a major setback with a season-ending loss to freshman Jacoby Davis. Fortunately, versatility favors the Bulldogs, as Trivante Bloodman, a junior college transfer, can fill the void, along with Sword and Steele.

What that also does is allow Ray to use several different rotations throughout the course of the games.

"If you're a good guard, you can dribble, pass and shoot whether you are a one, a two or a three," Ray said.

THE FRONTCOURT

Versatility isn't just limited to just the backcourt.

The same can be said for the men inside.

While the frontcourt will be anchored by the play of senior Wendell Lewis, sophomore Roquez Johnson and newcomers Colin Borchert and



THREE QUESTIONS WITH RICK RAY

Q: Did this off-season seem shorter or longer as a head coach?

A: "I don't think there really is such a thing as off-season. The biggest thing for me is I've been so fortunate to work with guys who've given me an opportunity to coach basketball. I've never been seen as just a recruiter. Obviously, that is a big part of what I did as an assistant. But I've been really fortunate to work with guys that would let me do individual workouts, have input in X-and-Os, putting in offensive and defensive schemes."

Q: Have Wendell Lewis and Jalen Steele taken on leadership roles?

A: "That remains to be seen because we haven't played any games. But what they've demonstrated so far in individual workouts and our 5-on-0, 4-on-0, those guys have tried to assume those roles. Now, whether they end up being successful in those new roles remains to be seen. But I'm excited about what those two guys have demonstrated in what they can and cannot do so far."

Q: How have the freshman adjusted?

A: "Well, any transition for a high school kid coming in to play college basketball is an adjustment no matter the level. The big thing is I want to instill a work ethic in these guys. To me that is the most important aspect of us being good, instilling that work ethic. One thing you fight with a little bit, is guys are not used to fouling. They think everything you're teaching is a foul. I say it's not a foul; we're going to play physical, tough basketball. And for the most part, these guys have been high school stars and they don't want to get into foul trouble. They don't want to be the guy with three fouls in the first half. Now for them embracing the physicality of the game is probably the biggest adjustment they have. I told them if you don't play physical and tough, you're going to have a hard time being on the court."

Gavin Ware have shown the propensity to be a factor inside as well as showcase the skills to play the three when needed.

The 6-9 Lewis appeared in all 33 games last season and drew starts while averaging 3.8 points and 4.0 rebounds. He also posted his first-career double-double.

"We know what Wendell can do," Ray said. "The biggest thing we need from him is consistency."

Both Borchert and Ware are capable of stepping outside and playing the three spot, particularly Borchert,

who also has proven ball-handling skills.

"There hasn't been a day we've been on the court where I had to push guys to work hard," Ray said. "We've had guys be attentive as far as wanting to learn the game of basketball, and we've had guys show a great deal of effort. The one thing you're always concerned about is coaching effort, and I haven't had to do that yet.

"You can't move forward if you're still trying to get guys to play hard, and for the most part all our guys have come in with a willingness to work."



WENDELL LEWIS



5

Senior

Center

6-9

258

Selma, Ala.

Selma HS



2011-12 • Junior

- Appeared in all 33 games for the Bulldogs and drew a career-best six starts.
- Averaged 3.8 points and 4.0 rebounds, while leading MSU with 30 blocked shots.
- Scored a career-high 14 points against Northwestern State.
- Posted first-career double-double against UT Martin with 11 points and a career-high 11 rebounds.
- Against Tennessee, tied his career-high with 5 blocks.
- First start of the year was against South Alabama, where he totaled 4 points, 8 rebounds and 3 blocks.
- Tied his career-high of 2 steals three times, the last in Dallas against Baylor.
- Played a career-high 37 minutes against Florida Atlantic and responded with 8 points and 6 rebounds.
- Against UMass in the NIT, had 2 points to go along with his 4 rebounds in 22 minutes of play.

2010-11 • Sophomore

- Appeared in all 31 games for MSU and drew two starts.
- Averaged 3.7 points and 3.8 rebounds, while tying Kodi Augustus for the most blocked shots with 30. Averaged 15 minutes of playing time.
- Scored a season-best 10 points at home against Alabama (1-8-11), a total that was also a career-high.
- Hauled in a career-best 9 rebounds against St. Mary's (12-28-10) in Las Vegas. In SEC play, best rebounding effort came at Tennessee (2-26-11) with 8.
- Dished out a career-high 3 assists against Troy (11-26-10).
- Seven times had 2 or more blocks and had career-best 5 vs. St. Mary's.
- Collected season- and career-high 2 steals at Tennessee.
- Scored the game-winning shot at Tennessee on a dunk with 3.4 seconds left.
- Against Vanderbilt in the SEC Tournament, had 6 points and 6 rebounds.

2009-10 • Freshman

- Appeared in 26 games for the Bulldogs and logged 142 minutes (5.5 average).
- Saw first action against Rider in the season opener.
- Scored his first career points in Game 2 against Southeastern Louisiana.
- His most productive game came against St. Bonaventure on Dec. 5, where he totaled season highs in minutes (15), blocked shots (3) and points (7), while tying career high with 5 rebounds.
- Lewis' first SEC action came against Arkansas at home, where he grabbed two offensive rebounds in three minutes.
- On the year, he averaged 1.3 points, 1.3 rebounds and had 5 blocks while shooting 48.4 percent from the floor (15-31).
- An ankle injury sidelined him in the final two regular season games, but he returned to action against Kentucky in the finals of the SEC Tournament.
- In the two NIT games against Jackson State and defending NCAA champion North Carolina at Humphrey Coliseum, Lewis played a combined six minutes.

High School

As a senior, Lewis led his team in points (16.5), rebounds (11.2) and blocks (3) en route to earning team MVP honors. ... Earned all-state honors and was instrumental in leading his team to a 21-11 ledger that included a berth in the Class 5A state tournament. ... Ranked by the Birmingham News as the sixth-best senior in Alabama. ... Was a McDonald's All-American nominee. ... Made the All-Tournament teams at the "Rumble on the Ridge," "Wilcox Central Christmas Classic" and the "Selma High Invitational." ... Garnered All-Regional Team honors and was a 3rd team All-State performer. ... As a junior, averaged 14.8 points, 10.9 rebounds and 3.3 blocks. ... Also was a high jumper for the track & field team. ... Coming out of high school, ESPN ranked Lewis as the 28th overall best center in the country.

Personal

Wendell Lewis was born Sept. 21, 1989, in Selma, Ala. ... Majoring in sports kinesiology. ... The son of Daine and Wendell Lewis.



LEWIS' CAREER HIGHS

Points: _____ 14, Northwestern State (12-22-11)
Field Goals Made: _____ 6, Northwestern State (12-22-11)
Field Goals Attempted: _____ 8, Northwestern State (12-22-11)
3-Point FG Made: _____ 0
3-Point FG Attempted: _____ 0
Free Throws Made: _____ 3, twice, last vs. Tennessee (2-26-11)
Free Throws Attempted: _____ 6, St. Mary's (12-29-10)
Rebounds: _____ 11, UT Martin (11-25-11)
Assists: _____ 3, Troy (11-26-10)
Blocks: _____ 5, twice, last vs. Tennessee (1-12-12)
Steals: _____ 2, four times, last vs. Baylor (12-28-11)
Minutes: _____ 37, Florida Atlantic (12-13-11)

LEWIS' 2011-12 GAME-BY-GAME STATS

Opponent	MIN	FG	Pct.	3FG	Pct.	FT	Pct.	O-D-R	PF	A	TO	B	S	PTS
N7 Eastern Kentucky	21	3-5	.600	0-0	.000	0-0	.000	2-1-3	0	0	1	0	2	6
N9 Akron	13	1-1	1.000	0-0	.000	0-0	.000	3-0-3	0	0	1	0	0	2
N12 South Alabama	27	2-5	.400	0-0	.000	0-0	.000	6-2-8	1	0	0	3	1	4
N17 Texas A&M	22	2-2	1.000	0-0	.000	1-4	.250	2-2-4	4	0	0	0	2	5
N18 Arizona	24	2-3	.667	0-0	.000	2-2	1.000	3-4-7	1	0	1	1	1	6
N21 Louisiana-Monroe	32	2-2	1.000	0-0	.000	0-0	.000	2-3-5	3	1	0	0	0	4
N25 UT Martin	26	5-6	.833	0-0	.000	1-3	.333	6-5-11	0	0	1	2	0	11
N27 North Texas	15	4-5	.800	0-0	.000	0-0	.000	2-2-4	1	0	0	0	1	8
D3 West Virginia	22	3-5	.600	0-0	.000	0-1	.000	0-1-1	2	0	0	2	0	6
D10 Troy	16	3-4	.750	0-0	.000	2-2	1.000	1-3-4	0	2	1	1	0	8
D13 Florida Atlantic	37	3-3	1.000	0-0	.000	2-2	1.000	2-4-6	2	1	1	3	0	8
D17 Detroit	23	2-2	1.000	0-0	.000	0-2	.000	3-0-3	1	0	0	0	0	4
D22 Northwestern State	25	6-8	.750	0-0	.000	2-2	1.000	1-3-4	2	0	2	2	0	14
D28 Baylor	21	0-1	.000	0-0	.000	0-2	.000	1-2-3	2	0	0	1	2	0
D31 Utah State	17	0-2	.000	0-0	.000	0-0	.000	0-3-3	0	0	1	1	0	0
J7 Arkansas	14	1-2	.500	0-0	.000	0-0	.000	1-1-2	2	0	0	1	0	2
J12 Tennessee	24	1-2	.500	0-0	.000	0-0	.000	1-4-5	2	0	1	5	1	2
J14 Alabama	18	0-0	.000	0-0	.000	0-0	.000	0-1-1	1	1	0	1	0	0
J18 Ole Miss	14	0-1	.000	0-0	.000	0-0	.000	1-0-1	0	0	1	0	0	0
J21 Vanderbilt	21	0-0	.000	0-0	.000	0-0	.000	2-1-3	2	0	1	0	0	0
J25 LSU	23	3-5	.600	0-0	.000	0-1	.000	4-5-9	1	1	1	0	0	6
J28 Florida	15	0-3	.000	0-0	.000	1-2	.500	1-1-2	1	0	1	0	1	1
F4 Auburn	24	1-1	1.000	0-0	.000	0-0	.000	0-3-3	4	1	1	0	0	2
F9 Ole Miss	14	1-2	.500	0-0	.000	0-0	.000	1-3-4	3	0	0	1	0	2
F11 Georgia	18	0-1	.000	0-0	.000	0-0	.000	1-0-1	1	0	0	0	0	0
F14 LSU	25	2-2	1.000	0-0	.000	0-0	.000	2-6-8	4	0	1	1	1	4
F18 Auburn	29	1-1	1.000	0-0	.000	1-4	.250	1-4-5	3	1	0	2	1	3
F21 Kentucky	19	1-3	.333	0-0	.000	0-0	.000	1-2-3	3	0	1	1	0	2
F25 Alabama	18	0-2	.000	0-0	.000	0-0	.000	1-1-2	2	0	0	0	0	0
F29 South Carolina	16	1-2	.500	0-0	.000	0-0	.000	1-0-1	1	1	0	0	1	2
M3 Arkansas	18	2-2	1.000	0-0	.000	2-2	1.000	0-0-0	4	0	0	0	1	6
M8 Georgia SECT	21	2-3	.667	0-0	.000	1-1	1.000	5-4-9	2	0	4	1	1	5
M13 UMass NIT	22	1-2	.500	0-0	.000	0-0	.000	1-3-4	5	0	2	1	0	2

LEWIS' CAREER STATS

Year	GP-GS	Min/Avg	FG-A	Pct	3FM-A	Pct	FTM-A	Pct	Rebs	PF-D	A	T	B	S	Pts/Avg
2009-10	26-0	142/5.5	15-31	.484	0-0	.000	4-8	.500	34-1.3	17-0	0	9	5	0	34/1.3
2010-11	31-2	466/15.0	51-89	.573	0-0	.000	13-32	.406	117-3.8	40-0	9	21	30	9	115/3.7
2011-12	33-6	694/21.0	55-88	.625	0-0	.000	15-30	.500	132-4.0	60-1	9	23	30	16	125/3.8
TOTAL	90-8	1302/14.5	121-208	.582	0-0	.000	32-70	.457	283-3.1	117-1	18	53	65	25	274/3.0



JALEN STEELE



0

Junior

Guard

6-3

194

Knoxville, Tenn.

Fulton HS



2011-12 • Sophomore

- Appeared in all 33 games for the Bulldogs and drew 16 starts.
- Scored career-high 19 points against Georgia in the SECT on 6-of-12 shooting.
- Three times, he drained a career-high five 3-pointers – Troy, Vanderbilt and UMass.
- Scored in double-digits 13 times, the first against North Texas on 11-27-11 with 11 points.
- Against Florida Atlantic, had career highs in rebounds (7), steals (3), minutes (38), free throws made (7) and free throws attempted (8).
- Recorded first-career block against Eastern Kentucky.
- In SEC play, was a perfect 16 of 16 at the foul line.
- Now ranks 10th all-time at MSU in 3-point field goal percentage, .373 (97-260).
- In SEC play, averaged 8.6 points and 1.3 rebounds, while shooting 40.4 percent (38-94) beyond the arc.
- Against UMass in the NIT, scored 17 points on 5-of-10 shooting.
- Finished the year averaging 8.7 points, 1.8 rebounds, 0.9 assists and 0.3 steals.

2010-11 • Freshman

- Appeared in 27 games for MSU and earned his way into the starting lineup for six games.
- His season was cut short, however, when he tore the ACL in his left knee against LSU on 2-23-11. Had he not been injured, his next game would have been in his hometown of Knoxville, Tenn., against Tennessee.
- The first points of his young career came against Tennessee State in the opener, where he scored 8 points on 2-of-6 shooting, with both his field goals coming beyond the arc. He was also 2-2 at the charity stripe.
- Scored in double-digits four times, the first against Florida Atlantic on 11-30-10 with 10 points.
- Scored career-best 17 points at Kentucky on 6-of-9 shooting, with five of his made 3-pointers.
- Had season-best 4 rebounds twice. The first was against North Carolina A&T on 12-12-10 and the second was home versus Ole Miss on 2-19-11.
- Dished out a season-best 3 assists against LSU before going down with the knee injury.
- His 82 attempted 3-pointers were the sixth most by a freshman in MSU history, while his 27 made treys ranked tied for 7th.
- Finished the year averaging 5.7 points, 1.5 rebounds, 0.9 assists and 0.4 steals.

High School

As a senior, Steele averaged 24.1 points, 6.4 rebounds, 2 assists and 2 steals and became the first player in school history to reach 2,000 points for a career. ... He scored 30-plus points seven times, including a career-high of 46 in the Region 2AA playoffs en route to earning the Knoxville News' Player of the Year honors for the second time. ... Made 41 of his attempted 122 3-pointers. ... Shot 55 percent from the floor overall and was 86 percent from the foul line. ... As a junior, Steele started all 36 games and averaged 20.9 points, 5.4 rebounds, while dishing out 43 assists and collecting 39 steals. ... Beyond the arc, he was 84 of 219 and 200 of 231 from the charity stripe en route to earning All District 3-AA honors and being named the District 3-AA Player of the Year, Region 2-AA Tournament MVP and State Tournament MVP. ... Also led his team to the state championship. ... Steele was named the 2008 PrepExtra Sophomore of the Year after averaging 16.1 points and 3.8 rebounds, in addition to recording 47 steals and 39 assists. ... Was named the District 3-AA Player of the Year and Tournament MVP, along with being named the Region 2-AA Tournament MVP and making the Class AA All-State Tournament team. ... As a freshman, he averaged 11.9 points and 4.9 rebounds.

Personal

Jalen Termaine Steele was born May 2, 1992, in Knoxville, Tenn. ... Major in information technology systems ... The son of Milton Steele and Terrara Kimber.



STEELE'S CAREER HIGHS

Points: _____ 19, Georgia (3-8-12)
Field Goals Made: _____ 6, Georgia 93-8-12)
Field Goals Attempted: _____ 12, Georgia (3-8-12)
3-Point FG Made: _____ 5, three times, last vs. UMass (3-13-12)
3-Point FG Attempted: _____ 9, twice, last vs. UMass (3-14-12)
Free Throws Made: _____ 7, Florida Atlantic (12-13-11)
Free Throws Attempted: _____ 8, Florida Atlantic (12-13-11)
Rebounds: _____ 7, Florida Atlantic (12-13-11)
Assists: _____ 5, Louisiana-Monroe (11-21-11)
Blocks: _____ 1, three times, last vs. Alabama (2-25-12)
Steals: _____ 3, twice, last vs. Baylor (12-28-11)
Minutes: _____ 38, Florida Atlantic (12-13-11)

STEELE'S 2011-12 GAME-BY-GAME STATS

Opponent	MIN	FG	Pct.	3FG	Pct.	FT	Pct.	O-D-R	PF	A	TO	B	S	PTS
N7 Eastern Kentucky	21	3-6	.500	2-5	.400	1-2	.500	1-2-3	1	2	1	1	0	9
N9 Akron	19	1-3	.333	0-2	.000	2-2	1.000	2-0-2	3	0	3	0	0	4
N12 South Alabama	16	2-7	.286	1-6	.167	0-0	.000	0-1-1	0	1	0	0	0	5
N17 Texas A&M	10	1-3	.333	1-2	.500	0-0	.000	2-0-2	0	1	1	0	0	3
N18 Arizona	13	2-4	.500	0-2	.000	0-0	.000	0-1-1	0	1	0	0	0	4
N21 Louisiana-Monroe	25	3-9	.333	2-7	.286	0-0	.000	0-2-2	1	5	2	0	0	8
N25 UT Martin	26	3-8	.375	0-3	.000	0-0	.000	0-2-2	2	3	3	0	0	6
N27 North Texas	17	4-7	.571	3-6	.500	0-0	.000	1-1-2	1	1	0	0	1	11
D3 West Virginia	19	4-6	.667	2-3	.667	0-0	.000	1-0-1	1	0	1	0	0	10
D10 Troy	31	5-9	.556	5-7	.714	0-0	.000	0-2-2	0	3	0	0	0	15
D13 Florida Atlantic	38	2-5	.400	1-4	.250	7-8	.875	0-7-7	3	0	0	0	3	12
D17 Detroit	24	1-5	.200	1-4	.250	0-0	.000	0-0-0	2	0	1	0	0	3
D22 Northwestern State	25	1-5	.200	1-4	.250	3-4	.750	0-4-4	1	0	2	0	1	6
D28 Baylor	21	4-11	.364	2-7	.286	0-0	.000	1-1-2	0	0	1	0	3	10
D31 Utah State	23	2-5	.400	2-4	.500	0-0	.000	1-1-2	1	1	1	0	0	6
J7 Arkansas	24	2-6	.333	2-4	.500	0-0	.000	0-2-2	2	0	1	0	0	6
J12 Tennessee	24	2-5	.400	2-4	.500	0-0	.000	0-0-0	0	0	0	0	1	6
J14 Alabama	21	0-5	.000	0-5	.000	0-0	.000	1-1-2	0	0	3	0	0	0
J18 Ole Miss	16	2-6	.333	2-5	.400	0-0	.000	0-0-0	2	1	0	0	0	6
J21 Vanderbilt	21	5-8	.625	5-8	.625	0-0	.000	1-0-1	2	0	1	0	0	15
J25 LSU	19	4-6	.667	3-4	.750	4-4	1.000	0-0-0	1	0	1	0	0	15
J28 Florida	23	3-9	.333	3-6	.500	0-0	.000	1-0-1	2	0	1	0	0	9
F4 Auburn	25	4-8	.500	3-6	.500	2-2	1.000	0-0-0	1	0	0	0	0	13
F9 Ole Miss	23	3-10	.300	3-8	.375	0-0	.000	1-3-4	0	0	2	0	0	9
F11 Georgia	31	5-9	.556	4-7	.571	1-1	1.000	0-2-2	3	0	1	1	0	15
F14 LSU	17	0-4	.000	0-3	.000	0-0	.000	2-0-2	3	0	0	0	0	0
F18 Auburn	19	2-5	.400	1-4	.250	0-0	.000	0-1-1	1	0	1	0	0	5
F21 Kentucky	33	4-8	.500	3-7	.429	2-2	1.000	0-1-1	2	1	2	0	0	13
F25 Alabama	35	3-9	.333	3-8	.375	0-0	.000	0-1-1	0	4	3	1	0	9
F29 South Carolina	33	1-10	.100	1-8	.125	2-2	1.000	0-2-2	1	0	2	0	0	5
M3 Arkansas	28	3-8	.375	3-7	.429	3-3	1.000	0-2-2	0	1	1	0	0	12
M8 Georgia SECT	31	6-12	.500	4-9	.444	3-3	1.000	1-2-3	0	2	0	0	0	19
M13 UMass NIT	32	5-10	.500	5-9	.556	2-2	1.000	1-3-4	1	1	2	0	1	17

STEELE'S CAREER STATS

Year	GP-GS	Min/Avg	FG-A	Pct	3FM-A	Pct	FTM-A	Pct	Rebs	PF-D	A	T	Bl	S	Pts/Avg
2010-11	27-6	485/18.0	49-137	.358	27-82	.329	29-39	.744	40-1.5	22-0	25	24	0	10	154/5.7
2011-12	33-16	783/23.7	92-231	.398	70-178	.393	32-35	.914	61-1.8	37-0	28	37	3	10	286/8.7
TOTAL	60-22	1268/21.1	141-368	.383	97-260	.373	61-74	.824	101-1.7	59-0	53	61	3	20	440/7.3



ROQUEZ JOHNSON



25

Sophomore

Forward

6-7

210

Montgomery, Ala.

G.W. Carver HS

2011-12 • Freshman

- Saw his first action wearing the Maroon & White in Game 3 against South Alabama. Appeared in a total of 13 games.
- Scored his first-career point against UT Martin on a free throw, his lone point of the year.
- Logged a season-high 13 minutes versus UT Martin.
- Finished the season 0-of-3 shooting and grabbed 11 rebounds.
- Hauled in a career-best 5 rebounds against Troy.
- Appeared in four SEC games and missed his lone field-goal attempt that came against Ole Miss.
- Did not play against Georgia in the SEC Tournament or UMass in the NIT.

High School

As a senior, led G.W. Carver High School to the 33-2 record and a No. 1 ranking, but lost in the Class 6A semifinals to Hillcrest where he scored 13 points. ... On the year, he led his team in rebounding with a 13.2 clip, while his 16.0 scoring average was third-highest. ... He also averaged 5.1 assists, 4.0 blocks and 3.1 steals. .. Played in the Mississippi/Alabama All-Star Game against former teammates DeVille Smith and Rodney Hood, where he scored 9 points to go along with his 5 rebounds and 4 blocks. ... As a junior, his team advanced to the Class 5A finals, where it lost to Lee-Huntsville, 62-48. In the championship game, led his team with 17 points and rebounds and was named to the All-Tournament team. ... Was teammates with MSU incoming freshman Craig Sword. ... Played AAU basketball for the Alabama Challenge.

Personal

Roquez Jemel Johnson was born on Oct. 10, 1992, in Montgomery, Ala. ... Majoring in architecture. ... The son of Robert and Rose Johnson. ... Roquez' older brother, Robert, played for current MSU assistant George Brooks when he was head coach at Meridian Community College.





JOHNSON'S CAREER HIGHS

Points:	1, UT Martin (11-25-11)
Field Goals Made:	0
Field Goals Attempted:	1, three times, last vs. Ole Miss (2-9-12)
3-Point FG Made:	0
3-Point FG Attempted:	0
Free Throws Made:	1, UT Martin (11-25-11)
Free Throws Attempted:	4, UT Martin (11-25-11)
Rebounds:	5, Troy (12-10-11)
Assists:	0
Blocks:	1, three times, last vs. Troy (12-10-11)
Steals:	1, Northwestern State (12-22-11)
Minutes:	13, UT Martin (11-25-11)

JOHNSON'S 2011-12 GAME-BY-GAME STATS

Opponent	MIN	FG	Pct.	3FG	Pct.	FT	Pct.	O-D-R	PF	A	TO	B	S	PTS
N7 Eastern Kentucky	-DNP-													
N9 Akron	-DNP-													
N12 South Alabama	5	0-1	.000	0-0	.000	0-0	.000	0-0-0	1	0	1	1	0	0
N17 Texas A&M	-DNP-													
N18 Arizona	1	0-0	.000	0-0	.000	0-0	.000	0-0-0	0	0	0	0	0	0
N21 Louisiana-Monroe	7	0-0	.000	0-0	.000	0-0	.000	1-0-1	0	0	1	0	0	0
N25 UT Martin	13	0-0	.000	0-0	.000	1-4	.250	0-4-4	2	0	0	0	0	1
N27 North Texas	3	0-0	.000	0-0	.000	0-0	.000	0-0-0	0	0	1	1	0	0
D3 West Virginia	-DNP-													
D10 Troy	7	0-1	.000	0-0	.000	0-2	.000	2-3-5	0	0	1	1	0	0
D13 Florida Atlantic	2	0-0	.000	0-0	.000	0-0	.000	0-0-0	1	0	0	0	0	0
D17 Detroit	-DNP-													
D22 Northwestern State	2	0-0	.000	0-0	.000	0-0	.000	0-1-1	1	0	1	0	1	0
D28 Baylor	1	0-0	.000	0-0	.000	0-0	.000	0-0-0	0	0	0	0	0	0
D31 Utah State	-DNP-													
J7 Arkansas	-DNP-													
J12 Tennessee	-DNP-													
J14 Alabama	-DNP-													
J18 Ole Miss	-DNP-													
J21 Vanderbilt	-DNP-													
J25 LSU	-DNP-													
J28 Florida	-DNP-													
F4 Auburn	1	0-0	.000	0-0	.000	0-0	.000	0-0-0	1	0	0	0	0	0
F9 Ole Miss	1	0-1	.000	0-0	.000	0-0	.000	0-0-0	0	0	0	0	0	0
F11 Georgia	-DNP-													
F14 LSU	-DNP-													
F18 Auburn	-DNP-													
F21 Kentucky	-DNP-													
F25 Alabama	1	0-0	.000	0-0	.000	0-0	.000	0-0-0	0	0	1	0	0	0
F29 South Carolina	-DNP-													
M3 Arkansas	1	0-0	.000	0-0	.000	0-0	.000	0-0-0	0	0	0	0	0	0
M8 Georgia SECT	-DNP-													
M13 UMass NIT	-DNP-													

JOHNSON'S CAREER STATS

Year	GP-GS	Min/Avg	FG-A	Pct	3FM-A	Pct	FM-A	Pct	Rebs	PF-D	A	T	B	S	Pts/Avg
2011-12	13-0	45/3.5	0-3	.000	0-0	.000	1-6	.167	11-0.8	6-0	0	6	3	1	1/0.1
TOTALS	13-0	45/3.5	0-3	.000	0-0	.000	1-6	.167	11-0.8	6-0	0	6	3	1	1/0.1



ANDRE APPLEWHITE



2

Freshman

Guard

6-5

217

Memphis, Tenn.

Central HS

High School

- Helped lead Central High School to a 20-10 overall record and a berth in the Tennessee Class A title game as a senior.
- Recorded game-high 26 points and 13 rebounds against Memphis East in the championship game.
- Registered 29 points, 10 rebounds and six steals against Clarksville in the semifinals of the Tennessee Class A playoffs.
- Tabbed Regional MVP and garnered All-Tournament team honors following his performance in the playoffs.
- Finished the season having averaged 21.3 points and 11.1 rebounds per game.
- Averaged 14.4 points and 5.1 rebounds per game and earned All-City accolades as a junior.
- Turned in 11.4 points and 4.2 rebounds per game as a sophomore in leading the Warriors to the district regular-season and tournament championship.
- Tallied 9.1 points and 3.3 rebounds per game in leading Central to the regular-season district title and a 26-3 record as a freshman.
- Played in the 2012 Memphis All-Star Game and Rivals Top 10.
- MVP of the Atlanta vs. Memphis Roundball Classic.

Personal

Andre Applewhite II the was born March 17, 1994 in Houston, Texas. ... Major is undecided. ... Son of Andre & Audrey Applewhite. ... Step-brother Lester Hudson plays for the Memphis Grizzlies.





4

Sophomore

Guard

6-0

182

Bronx, N.Y.

Olney Central Co.

Junior College

- Spent last season at Olney Central College and guided the Blue Knights to a 25-8 overall record.
- Helped lead the Blue Knights to the finals of the Region 24 Tournament and finished the season as a finalist for player of the year honors.
- Averaged 15.4 points, 3.1 assists, 2.6 rebounds and 1.8 steals en route to earning Great River Athletic Conference and Region 24 Freshman of the Year plaudits.

High School

- Had stellar prep career at Wadleigh Secondary School For The Performing & Visual Arts in Manhattan, N.Y.
- Guided the Tigers to four Manhattan Borough titles and three appearances in the quarterfinals of the Double A playoffs.
- Played an instrumental role in helping Wadleigh post a 29-6 mark as a senior and nearly led the Tigers to a berth to the Final Four.
- Registered 30-plus point games on five different occasions and finished his prep career with an average of 23 points per game.
- Recognized as a first-team Manhattan All-City performer by both the Daily News and the Post.
- Selected as a two-time Public School Athletic League player of the week.
- Was a McDonald's All-American nominee.

Personal

Trivante Xzavior Bloodman was born on December 26, 1992 in New York City. ... Majoring in business. ... Son of Donna Diakhate.





3

Junior

Forward

6-8

231

Phoenix, Ariz.

East Mississippi CC

Junior College

- Named a third-team NJCAA All-American following a standout season at East Mississippi Community College.
- Helped lead the Lions to a 23-6 overall record after claiming the NJCAA Region 23 Tournament title, MACJC North Division championship and a berth in the NJCAA Division I Men's Basketball National Championship.
- Averaged 15.5 points and paced the Lions with 7.7 rebounds, 1.5 blocked shots and 41 three-pointers made.
- Tallied seven double-doubles and shot 46.7 percent from the floor and 74.4 percent from the free throw line.
- Registered a career-high 28 points against both Holmes and Chattahoochee Valley.
- Garnered third-team honors in the Arizona Community College Athletic Conference in one season at Yavapai Junior College in Prescott, Ariz.
- Tallied 16.4 points, 6.2 rebounds, 2.1 blocks, 8 double-doubles and shot 35-of-88 from beyond the arc for the Roughriders.
- Poured in a career-high 34 points against Scottsdale Community College and recorded a career-high 14 rebounds against Glendale and South Mountain.

High School

- Entered his senior season at Glendale Mountain Ridge High School ranked as the top high school prospect in Arizona by one scouting service.
- Listed as a 4-star recruit by Rivals.
- Averaged 15 points per game for the Mountain Lions as a senior.

Personal

Colin Borchert was born June 14, 1991, in Phoenix, Ariz. ... Majoring in human sciences. ... Son of Vickey Rzepecki.





11

Freshman

Guard

6-1

191

Charlotte, N.C.

West Charlotte HS


High School

- Averaged 21 points and five assists last season at St. John's Northwestern Military Academy.
- Helped lead West Charlotte High School to a 28-2 record and the 2011 Class 4A championship as a senior.
- Recorded 13 points and 4 steals in the championship game against Millbrook.
- Finished his senior season with an average of 17.5 points and 3.5 assists.
- Averaged 17.0 points per game as a junior.
- Selected to the 2011 All-Observer Team.
- Was an All-State performer as a junior and senior.
- Selected to play in the 2011 Jordan Brand Classic Regional All-Star Game and finished with eight points, three rebounds and two steals.
- Served as the starting quarterback for the West Charlotte football team.

Personal

Jacoby Lyronne Davis Jr. was born May 20, 1992 in Charlotte, N.C. ... Majoring in communication and broadcasting. ... Son of Michelle and Jacoby Davis Sr.





32

Freshman

Forward

6-3

189

Montgomery, Ala.

G.W. Carver HS

High School

- Earned Alabama Mr. Basketball Honors after averaging 17.5 points, 8 assists, 8 rebounds, 4 blocks and 5 steals as a senior.
- Was tabbed 6A Alabama Player of the Year and Alabama Gatorade Player of the year while also earning All-Metro and All-State first-team accolades.
- Shot 65 percent from the field, 52 percent from 3-point range and 80 percent at the foul line.
- Led Carver to a 29-3 record and the Class 6A championship crown.
- In the 61-56 win against Hazel Green, scored a career-high 33 points on 10-19 shooting.
- As a junior, averaged 23.2 points, 5.2 rebounds, 5.2 steals and 5.1 assists as his team finished 33-2 and lost to eventual 6A champion Hillcrest in the semis.
- As a sophomore, Carver lost in the Class 5A title game to Lee-Huntsville and posted a 34-2 ledger.
- Averaged 17 points, 7 rebounds and 4 assists.
- As a 4-star recruit by Rivals, listed as the 88th overall best player in the country and the 15th best shooting guard.
- Led Alabama to a 109-104 win in the Alabama-Mississippi All-Star Classic with 36 points en route to being named MVP.

Personal

Craig Sword was born on Jan. 16, 1994, in Montgomery, Ala. ... Major is undecided. ... Son of Earline Sword and Craig Sword.





1

Freshman

Guard

6-5

191

Jackson, Miss.

Jim Hill HS

High School

- Led Jim Hill to a 24-11 ledger and the Class 6A title with a 76-74 overtime win against Tupelo.
- In the championship tilt against the Golden Wave, he scored a game-high 24 points and hit the winning shot on a 3-pointer.
- On the year, averaged 19.9 points, 5.9 rebounds, 2.3 steals and 2.2 assists.
- Scored a season-high 36 points against Murrah.
- Scored in double-digits in 34 of his 35 games and 20-plus points 18 times. Also posted four double-doubles.
- Named to the Clarion Ledger Dandy Dozen.
- Played Alabama-Mississippi All-Star Classic and finished with 15 points.
- As a junior, averaged 20 points, 6.3 rebounds, 2.7 blocks and 2.3 steals.
- Scored in double-digits in 27 of his 29 games and had a career-high 39 points against Terry.
- Had season high 11 rebounds versus Lanier and season-best 6 blocks against Meridian.
- Seven times scored 25-plus points and finished with four double-doubles.

Personal

Fred Maurice Thomas was born on June 13, 1993, in Jackson, Miss. ... Majoring in physical education... The son of Nicole Thomas and Fredrick McDonald.





20

Freshman

Forward

6-9

270

Starkville, Miss.

Starkville HS

High School

- As a senior, led Starkville to a 26-5 record and averaged 15.2 points and 4.9 rebounds.
- Totaled a season-high 20 points twice, versus Lanier and Canton.
- Season high of 16 rebounds came against Yazoo City.
- Year ended with a 50-30 loss to Wayne County in the semifinals of the state tournament where he had 10 points and 10 rebounds.
- As a junior, averaged 19 points and 10.5 rebounds but missed the playoffs due to a knee injury.
- As a sophomore, led the Yellow Jackets to a 31-2 ledger en route to winning the Class 6A title.
- Averaged 9 points, 8.5 rebounds and 1.9 blocks.
- Had season high in points (20) against Williams Sullivan, rebounds (14) versus Greenville-Weston and 11 times had 10-plus rebounds. Also finished with 61 blocks.
- Played in the Alabama-Mississippi All-Star Classic and had 15 points and 6 rebounds in Mississippi's 109-104 setback.
- Ranked as the 98th-best player in the nation by Scout and 99th-best senior by Rivals.

Personal

Gavin Elles Ware was born on Oct. 19, 1993, in Starkville, Miss. ... Majoring in criminology. ... The son of Calvin Ware.





2011-12 • Sophomore

- Appeared in 10 games for the Bulldogs, logging 14 minutes.
- First-career action came against South Alabama.
- Didn't score but had a rebound in regular-season finale against Arkansas.
- From the floor, he was 11-of-12 shooting.
- Attempted a career-high three field goals against Troy.
- In addition to the Arkansas, other SEC action came against Ole Miss.

High School

As a senior, Columbus posted a 17-7 record. ... Cunningham averaged 11.2 points and 6.0 rebounds an outing and started every game. ... On the year he also dished out 25 assists and collected 25 steals. ... Season ended with a loss to Starkville in the playoffs. ... As a junior, the Falcons were 18-10. ... He averaged 4.3 points and 3.2 rebounds. ... Credited with 8 assists and 16 steals. ... Scored a career-high 28 points against Aberdeen.

Personal

Spencer Tyson Cunningham was born Jan. 3, 1991, in Columbus, Miss. ... Majoring in music. ... The son of Stephanie Leach and Ellis T. Cunningham. ... Tyson and his wife, Crystal, were married on Sept. 29, 2012.

24

Junior


Guard

6-3

194

Columbus, Miss.

Columbus HS



CUNNINGHAM'S CAREER STATS

Year	GP-GS	Min/Avg	FG-A	Pct	3FM-A	Pct	FM-A	Pct	Rebs	PF-D	A	T	B	S	Pts/Avg
2011-12	10-0	14/1.4	0-11	.000	0-4	.000	0-0	.000	1-0.1	4-0	0	1	0	1	0/0.0
TOTALS	10-0	14/1.4	0-11	.000	0-4	.000	0-0	.000	1-0.1	4-0	0	1	0	1	0/0.0



15

Senior

Guard

5-10

164

Brandon, Miss.

Northwest Rankin

2011-12 • Junior

- Appeared in 10 games for the Bulldogs, logging 11 minutes.
- Didn't score but had a rebound in regular-season finale against Arkansas.
- Lone field-goal attempt came against the Razorbacks.
- In addition to the Arkansas, other SEC action came against Ole Miss.

2010-11 • Sophomore

- Appeared in six games for the Bulldogs, logging five minutes.
- Didn't score or have any rebounds, but blocked a shot vs. San Diego.
- Saw action in two SEC games — Auburn and at Arkansas.

2009-10 • Freshman

- Appeared in 11 games for the Bulldogs, logging a total of 13 minutes.
- First outing was against SE Louisiana (11-19-09), where he played one minute.
- Both of his rebounds on the year came against St. Bonaventure (12-5-09).
- Scored his first-career points on a field goal against DePaul (12-12-09) in Tampa.
- Lone rebound came against DePaul (12-10-09).
- Was 0-2 shooting against Centenary.
- Saw action in one SEC game, at home against LSU (1-30-10).
- Played one minute against JSU in NIT.

High School

Limited to just seven games senior season due to an ankle injury. ... Jason Broom's Cougars posted a 16-13 ledger, and Price averaged around 8 points in the seven games he played. ... His best outing came against Grenada in opening round of the divisional playoffs where he totaled five points and dished out seven assists. ... Received the Crouther Award (named in honor of former coach Michael Crouther, who was killed in a car wreck in 2007) in recognition for sportsmanship and great attitude. ... Junior year, he was a backup guard and NW Rankin went 16-14 and barely missed the playoffs. ... As a freshman, his ninth-grade team won the Little Six Conference for the third year in a row.

Personal

Franklin Baxter Price was born on Nov. 4, 1990, in Starkville, Miss. ... Majoring in business. ... Son of Mark and Laurie Price.



PRICE'S CAREER STATS

Year	GP-GS	Min/Avg	FG-A	Pct	3FM-A	Pct	FM-A	Pct	Rebs	PF-D	A	T	B	S	Pts/Avg
2009-10	11-0	13/1.2	1-3	.333	0-0	.000	0-0	.000	2-0.2	0-0	0	1	0	1	2/0.2
2010-11	6-0	5/.08	0-0	.000	0-0	.000	0-0	.000	0-0.0	0-0	0	0	1	0	0/0.0
2011-12	10-0	11/1.1	0-1	.000	0-0	.000	0-0	.000	1-0.1	0-0	0	1	0	0	0/0.0
TOTALS	27-0	19/1.1	1-4	.250	0-0	.000	0-0	.000	3-0.1	4-0	0	2	1	1	2/0.1

PLAYER STATS vs. SEC TEAMS



VERSUS ALABAMA

Player	G-GS	Mins	FGM-FGA	Pct	3GM-3GA	Pct	FTM-FTA	Pct	Rebs	Ast	TO	BS	Stl	Pts
Cunningham	DNP													
Johnson	1-0	1	0-0	.000	0-0	.000	0-0	.000	0-0-0	0	1	0	0	0-0-0
Lewis	6-0	73	6-12	.500	0-0	.000	1-2	.500	13-2.2	1	0	3	1	13-2.2
Price	DNP													
Steele	4-2	86	7-23	.304	4-16	.250	0-0	.000	5-1.3	4	6	1	0	18-4.5

VERSUS ARKANSAS

Player	G-GS	Mins	FGM-FGA	Pct	3GM-3GA	Pct	FTM-FTA	Pct	Rebs	Ast	TO	BS	Stl	Pts
Cunningham	1-0	1	0-1	.000	0-0	.000	0-0	.000	1-1-0	0	0	0	0	0-0-0
Johnson	1-0	1	0-0	.000	0-0	.000	0-0	.000	0-0-0	0	0	0	0	0-0-0
Lewis	5-1	68	7-11	.636	0-0	.000	3-4	.750	11-2.2	0	2	2	3	17-3.4
Price	2-0	1	0-1	.000	0-0	.000	0-0	.000	1-0-5	0	0	0	0	0-0-0
Steele	3-3	87	6-20	.300	6-15	.400	5-5	1.000	4-1.3	2	4	0	0	23-7.7

VERSUS AUBURN

Player	G-GS	Mins	FGM-FGA	Pct	3GM-3GA	Pct	FTM-FTA	Pct	Rebs	Ast	TO	BS	Stl	Pts
Cunningham	DNP													
Johnson	1-0	1	0-0	.000	0-0	.000	0-0	.000	0-0-0	0	0	0	0	0-0-0
Lewis	5-1	79	5-6	.833	0-0	.000	2-8	.250	14-2.8	2	2	6	1	12-2.4
Price	1-0	1	0-0	.000	0-0	.000	0-0	.000	0-0-0	0	0	0	0	0-0-0
Steele	4-1	83	12-23	.522	6-15	.400	6-8	.750	5-1.3	4	2	0	0	36-9.0

VERSUS FLORIDA

Player	G-GS	Mins	FGM-FGA	Pct	3GM-3GA	Pct	FTM-FTA	Pct	Rebs	Ast	TO	BS	Stl	Pts
Cunningham	DNP													
Johnson	DNP													
Lewis	2-0	23	0-6	.000	0-0	.000	1-3	.333	5-2.5	0	1	0	1	1-0.5
Price	DNP													
Steele	2-0	39	3-11	.273	3-7	.429	0-0	.000	2-1.0	1	1	0	2	9-4.5

VERSUS GEORGIA

Player	G-GS	Mins	FGM-FGA	Pct	3GM-3GA	Pct	FTM-FTA	Pct	Rebs	Ast	TO	BS	Stl	Pts
Cunningham	DNP													
Johnson	DNP													
Lewis	4-0	57	2-4	.500	0-0	.000	1-1	1.000	13-3.3	0	5	1	1	5-1.3
Price	DNP													
Steele	3-1	79	11-23	.478	8-17	.471	4-4	1.000	6-2.0	3	1	1	0	34-11.3

VERSUS KENTUCKY

Player	G-GS	Mins	FGM-FGA	Pct	3GM-3GA	Pct	FTM-FTA	Pct	Rebs	Ast	TO	BS	Stl	Pts
Cunningham	DNP													
Johnson	DNP													
Lewis	4-0	34	2-6	.333	0-0	.000	0-0	.000	4-1.0	0	1	1	0	4-1.0
Price	DNP													
Steele	2-1	60	10-17	.588	8-14	.571	2-2	1.000	1-0.5	3	2	0	0	30-15.0

VERSUS LSU

Player	G-GS	Mins	FGM-FGA	Pct	3GM-3GA	Pct	FTM-FTA	Pct	Rebs	Ast	TO	BS	Stl	Pts
Cunningham	DNP													
Johnson	DNP													
Lewis	5-0	78	7-10	.700	0-0	.000	0-1	.000	24-4.8	2	3	3	1	14-2.8
Price	1-0	1	0-0	.000	0-0	.000	0-0	.000	0-0-0	0	0	0	0	0-0-0
Steele	4-2	82	8-21	.381	6-14	.429	5-6	.833	7-1.8	3	5	0	1	27-6.8

VERSUS OLE MISS

Player	G-GS	Mins	FGM-FGA	Pct	3GM-3GA	Pct	FTM-FTA	Pct	Rebs	Ast	TO	BS	Stl	Pts
Cunningham	1-0	1	0-1	.000	0-1	.000	0-0	.000	0-0-0	0	0	0	0	0-0-0
Johnson	1-0	1	0-1	.000	0-0	.000	0-0	.000	0-0-0	0	0	0	0	0-0-0
Lewis	5-0	52	2-9	.222	0-0	.000	2-2	1.000	8-1.6	2	4	1	0	6-1.2
Price	1-0	1	0-0	.000	0-0	.000	0-0	.000	0-0-0	0	0	0	0	0-0-0
Steele	4-1	64	7-23	.304	6-16	.375	0-0	.000	8-2.0	2	2	0	2	20-5.0



PLAYER STATS vs. SEC TEAMS

VERSUS SOUTH CAROLINA

Player	G-GS	Mins	FGM-FGA	Pct	3GM-3GA	Pct	FTM-FTA	Pct	Rebs	Ast	TO	BS	Stl	Pts
Cunningham	DNP													
Johnson	DNP													
Lewis	2-0	27	2-4	.500	0-0	.000	0-0	.000	2-1.0	1	2	1	1	4-2.0
Price	DNP													
Steele	1-1	33	1-10	.100	1-8	.125	2-2	1.000	2-2.0	0	2	0	0	5-5.0

VERSUS TENNESSEE

Player	G-GS	Mins	FGM-FGA	Pct	3GM-3GA	Pct	FTM-FTA	Pct	Rebs	Ast	TO	BS	Stl	Pts
Cunningham	DNP													
Johnson	DNP													
Lewis	2-0	48	3-6	.500	0-0	.000	3-5	.600	13-6.5	0	2	8	3	9-4.5
Price	DNP													
Steele	1-1	24	2-5	.400	2-4	.500	0-0	.000	0-0.0	0	0	0	1	6-6.0

VERSUS TEXAS A&M

Player	G-GS	Mins	FGM-FGA	Pct	3GM-3GA	Pct	FTM-FTA	Pct	Rebs	Ast	TO	BS	Stl	Pts
Cunningham	1-0	0	0-0	.000	0-0	.000	0-0	.000	0-0.0	0	0	0	0	0-0.0
Johnson	DNP													
Lewis	1-0	22	2-2	1.000	0-0	.000	1-4	.250	4-4.0	0	0	0	2	5-5.0
Price	1-0	0	0-0	.000	0-0	.000	0-0	.000	0-0.0	0	0	0	0	0-0.0
Steele	1-0	10	1-3	.333	1-2	.500	0-0	.000	2-2.0	1	1	0	0	3-3.0

VERSUS VANDERBILT

Player	G-GS	Mins	FGM-FGA	Pct	3GM-3GA	Pct	FTM-FTA	Pct	Rebs	Ast	TO	BS	Stl	Pts
Cunningham	DNP													
Johnson	DNP													
Lewis	3-0	59	6-8	.750	0-0	.000	0-0	.000	15-5.0	1	3	1	1	12-4.0
Price	DNP													
Steele	2-0	33	7-13	.538	6-10	.600	0-0	.000	3-1.5	2	2	0	1	20-10.0

IN SEC TOURNAMENT PLAY

Player	G-GS	Mins	FGM-FGA	Pct	3GM-3GA	Pct	FTM-FTA	Pct	Rebs	Ast	TO	BS	Stl	Pts
Cunningham	DNP													
Johnson	DNP													
Lewis	3-0	42	5-9	.556	0-0	.000	1-1	1.000	15-3.0	1	15	1	1	11-3.7
Price	DNP													
Steele	1-1	31	6-12	.500	4-9	.444	3-3	1.00	3-3.0	2	0	0	0	19-19.0



A NEW ERA OF MSU COACHING

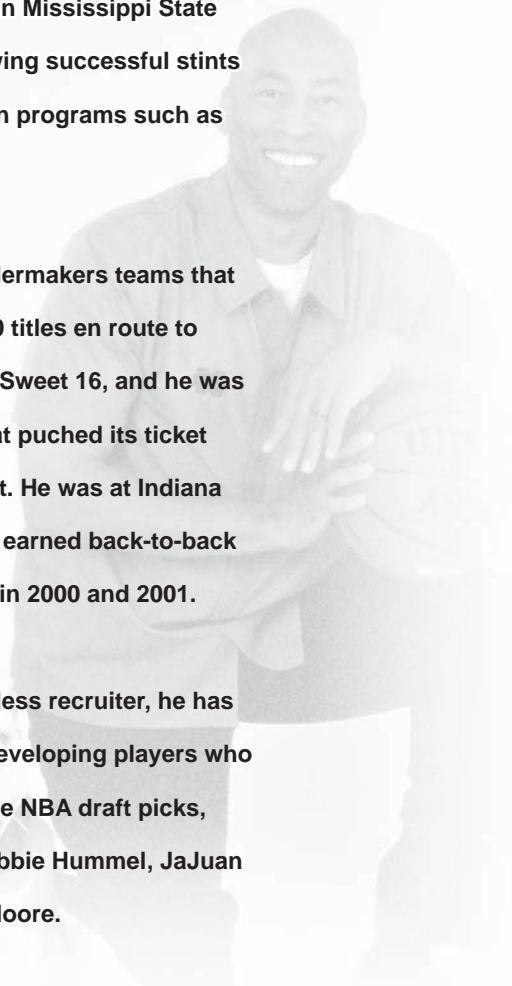
RICK RAY

MISSISSIPPI STATE HEAD COACH

On April 1, 2012, Rick Ray was named the 19th head coach in Mississippi State basketball history following successful stints as an assistant at proven programs such as Purdue and Clemson.

He was a part of the Boilermakers teams that won back-to-back Big 10 titles en route to advance to two-straight Sweet 16, and he was on the Clemson staff that punched its ticket to the NCAA Tournament. He was at Indiana State when the program earned back-to-back berths to the Big Dance in 2000 and 2001.

While known as a relentless recruiter, he has also made his mark in developing players who would eventually become NBA draft picks, such as Carl Landry, Robbie Hummel, JaJuan Johnson and E'Twaun Moore.



HEAD BASKETBALL COACH RICK RAY



When Rick Ray was named Mississippi State's head coach on April 1, 2012, a new era of Bulldog Basketball was officially launched. And with his hire came a renewed excitement about a program that certainly is no stranger to success.

But even with all the wins, 17 or more for six-consecutive years, Mississippi State hasn't been to the NCAA Tournament since the 2009 campaign when the Bulldogs punched their ticket after a magical championship run in the SEC Tournament that ended with a victory against Tennessee in the finals.

It's a trend Ray, who replaced Rick Stansbury after 14 years at the helm, is eager to change as he looks to build the type of program that consistently includes a berth in the Big Dance.

"Rick fits the model of a head coach we have sought to bring into our program over the last several years," said MSU athletics director Scott Stricklin, who introduced Ray to an energetic crowd at Humphrey Coliseum on April 2, 2012. "He is bright, enthusiastic, disciplined and is a man of integrity. He has served with some of the top head and assistant coaches in college basketball and will bring a piece of all of them to our head coaching position."

Ray, the 19th head coach in school history, is certainly no stranger of NCAA post-season play, as he has been an assistant at three different institutions that enjoyed success at the highest level.

Prior to his arrival in Starkville, he spent two seasons at Clemson, where he was associate head coach

to Brad Brownell. He also spent four successful years on the staff of Matt Painter at Purdue. Ray began his Division I coaching career at Indiana State, where he served for seven seasons.

All three programs participated in the NCAA Tournament.

"Rick Ray is an outstanding choice to lead our men's basketball program," MSU President Dr. Mark Keenum said. "Once our fans met him, I know they will share the same sentiment. I am impressed with his basketball philosophy and the vision he has articulated for taking Mississippi State basketball to a higher level. Rick has been successful everywhere he has coached. He is a winner and has a solid plan to put his brand on the program that will reflect the highest standards of integrity and accountability."

While at Clemson coaching in the highly-competitive Atlantic Coast Conference, the Tigers won 38 games. A young Clemson team finished 16-15 this past season, but in 2010-11, the Tigers finished the year with a 22-12 overall record, including a 9-7 ledger in the ACC en route to advancing to the NCAA Tournament for the fourth-straight season, advancing to the second round.

"Rick is a terrific coach in every sense of the word," Brownell said. "He is as consummate professional. He is a relentless recruiter, has worked with some of the best Xs and Os coaches in the business, and is unbelievably bright."

"I've known Rick for years, he worked with my college head coach at Indiana State," Brownell continued. "He's well-respected in the business. He has the ability to be both demanding with his players to make them better on and off the court, and still develop long-lasting relationships with them. He is a great hire for Mississippi State."

Ray was an assistant coach from 2006-10 under Painter at Purdue, where the Boilermakers won 103 games during his four years on staff, including 15 victories over Top 25 competition. During his tenure, Purdue advanced in the NCAA Tournament each season - including to the Sweet 16 each of his last two years there.

What Former Players Are Saying . . .

"The No. 1 thing I noticed from the beginning was his competitiveness to win. Whether it was practice, film sessions or games, that edge never changes. He was always competitive and wanted to win. He taught me to be competitive, no matter the situation. I know what kind of guy he is, and what he's going to bring it 100 percent every day. Mississippi State couldn't have found a better coach, and I know I'll be watching and keeping up with the Bulldogs." — **Carl Landry**, former Purdue standout now with the Golden State Warriors.

"I met Coach when I was 16. But before he was my coach, he was my math tutor. That's how we originally got to know each other. Algebra was not my strong suit, so thank goodness he knew all there was about math. He taught me a lot of things, but without question the thing he taught me the most was the value of hard work. That's a term we all throw around as if it is a given or that everybody does it. The fact of the matter, though, is it's not true. But with Coach Ray, it always was. I can't tell you how many times I'd go out to get a pizza and see the light on his office around 10 or 11 at night. His dedication to working hard is unsurpassed. As a young man, you learn by watching those around you. His integrity, the way he carries himself, that's what I learned the most. He is a man of his word. He's a great coach, but what stands out more than that is just how great of a man he is." — **Nate Green**, former Indiana State great.

"I was fortunate to play under Coach Ray. The biggest thing about him is how great he is at developing your skills. I think we all really improved under his watch. Coach Ray knew his stuff offensively and defensively. Whether it's recruiting, or watching film, his work ethic has always been tremendous. But, his greatest strength is that he's a great person. Even after he left Purdue, he checked in on me and kept in contact. He didn't have to do that. But he did, because he cared about me as a person. That's something I'll never forget." — **Robbie Hummel**, former Purdue All-American who is now playing in Europe.

"Coach Ray is a man of integrity that pushed me every day to exceed the expectations of myself. He became a best friend and role model for me in just two short years. I'm extremely thankful for what he did for me, and I know the guys at Mississippi State will feel the same." — **Tanner Smith**, former Clemson standout.

"Coach Rick Ray really enjoys his job. Coach was and is the type of person who will go out of his way to help you on and off the court. For me personally he helped my defense. I'm very passionate about defense, and he made me work hard and learn as a player every day. I know hard work is one thing he will bring to his new team. He is there for every one of his players whether it is on the court or taking you to a football game. Coach Ray is the ultimate players coach." — **JaJuan Johnson**, former Purdue great now with the Houston Rockets.

Rick Ray has been to the NCAA Tournament with three different teams — Clemson, Indiana State and Purdue.



The Ray Family (l-r):
Katriece, Deacon,
Rick and Breyana.

In 2009, the Boilermakers won the Big Ten Tournament and were a No. 5 seed in the NCAA Tournament. In 2010, Ray helped the Boilermakers to 29 wins, tied for the most in Purdue history for a single season. Purdue earned a No. 4 seed and lost in the round of 16 to eventual NCAA champion Duke.

"Rick Ray is a tireless worker and fierce competitor, two traits that will serve him well as he leads Mississippi State basketball into a new era," Painter said. "Mississippi State is getting a great young coach with the energy and drive to be successful."

Ray was a part of the 2006-07 Purdue staff that signed arguably the top class in school history, a group that was rated No. 5 nationally by Scout.com and No. 6 by Rivals.com, and included All-America Robbie Hummel and current NBA players Carl Landry, JaJuan Johnson and E'Twaun Moore.

"Coach Ray was always very patient with our team," said Moore, now with the Orlando Magic. "He was never rushing us during practice. Coach Ray was also always motivating us, especially in early morning workouts. He would always come in very energetic and trying to get the team fired up for the day. He is a very talented coach and Mississippi State is lucky to have him."

While at Purdue, Ray was on Painter's staff that also included current Tennessee head coach Cuonzo Martin, who enters his second season atop the Vols' program.

"It is a great hire for Mississippi State," Martin said. "Rick is a hard-working, intelligent basketball coach who really has a passion for the game. But more importantly, it is a great move by the MSU administration which did its homework and reached out to a qualified coach who will repre-

sent the university in the right way."

Ray coached at Indiana State for seven seasons (1997-2004), helping ISU to consecutive 20-win seasons and NCAA Tournament appearances in 1999-2000 and 2000-01. In 1999-2000, the Sycamores compiled a 14-4 record in the Missouri Valley Conference and won the regular season title. Indiana State then won the MVC Tournament the following

season. The Sycamores went on to upset No. 4 seed Oklahoma in the first round of the 2001 NCAA Tournament. Ray was also a part of the ISU staff that defeated perennial power Indiana in back-to-back seasons.

Following his time at Indiana State, he spent two seasons (2004-06) as an assistant coach and recruiting coordinator at Northern Illinois. In 2005-06, the Huskies were regular season Western Division champions in the Mid-American Conference with a 17-11 overall record, 12-6 in the MAC.

Ray's first coaching job was as a graduate assistant with the University of Nebraska-Omaha, a Division II program. He helped orchestrate a seven-win turnaround in his second season, 1996-97.

He was a standout player for Grand View College (Iowa), where he was an All-American Scholar-Athlete and honorable mention all-conference performer in 1993. Ray earned his undergraduate degree in applied mathematics and secondary education from Grand View in 1994. He earned his master's degree in athletic administration from Nebraska-Omaha in 1997.

Ray and his wife, Breyana, have a son, Deacon (1), and a daughter, Katriece (19).



Family

Wife: Breyana (Cardwell)
Children: Katriece (19)
 Deacon (1)

Educational Background

High School: Sumner Acadmey of Arts & Sciences, 1988
College: Grand View College, 1994
Graduate School: Nebraska-Omaha, 1997

Playing Experience

Spent first two years of college basketball at Labette Community College in Parsons, Kans., before concluding his career at Grand View College in Des Moines, Iowa, where he was an honorable mention all-conference standout.

Coaching Experience

1995-97: Graduate Assistant At Nebraska-Omaha
1998-2004: Assistant Coach at Indiana State
2005-06: Assistant Coach/Recruiting Coordinator at Northern Illinois
2007-10: Assistant Head Coach at Purdue
2011-12: Associate Head Coach at Clemson
2013: Head coach at Mississippi State
(Named MSU's 19th coach on April 1, 2012)



"Rick is a terrific coach in every sense of the word. He is as consummate professional. He is a relentless recruiter, has worked with some of the best Xs and Os coaches in the business, and is unbelievably bright. He's well-respected in the business.
— Clemson head coach Brad Brownell.



"Rick Ray is a tireless worker and fierce competitor, two traits that will serve him well as he leads Mississippi State basketball into a new era. MSU is getting a great young coach with the energy and drive to be successful."
— Purdue head coach Matt Painter.



ASSISTANT COACH, 3rd YEAR



Following a successful 12-year stint at the junior college ranks where he guided his team to numerous titles, George Brooks is now in his third year at Mississippi State.

Brooks, 38, needed little introduction to the MSU family upon his arrival, as he played for the Bulldogs from

1992-94 before earning his degree in 1997.

He was also a student-assistant under Richard Williams in 1996 when MSU advanced to the Final Four.

Brooks' main responsibilities at MSU are working with forwards, assisting with scouting reports and all aspects of recruiting.

A native of Lafayette, Ala., Brooks came to Mississippi State following a stellar prep career at Lafayette High School under coach John T. Woody.

A three-year starter, he was instrumental in guiding his team to a three-year composite record of 64-20, while leading his team to the Alabama Class 3A title in 1989 as a sophomore.

The All-State performer was also a three-time Opelika-Auburn News All-Area and Valley Times News All-Valley basketball honoree.

As a senior, he averaged 16 points, 14 rebounds, seven blocked shots and three assists en route to being named to the Birmingham Post-Herald's "Ten Most Wanted List."

Yet, he wasn't just a one-sport standout, as he was also a three-time All-State tight end in football. But when it came time to choose which sport to play in college, his heart led him to the basketball court.

From 1992-94, Brooks appeared in 67 games as a reserve backup.

But following the 1994 campaign, Brooks decided to transfer to West Georgia for his final season of eligibility, where he played for Braves coach Ed Murphy.

In his one season at West Georgia, Brooks started 22 of the 25 games he participated.

He averaged 6.5 points and scored in double-digits six times, while averaging 5.6 rebounds an outing.

He totaled a career-high of 13 points on three occasions,

PERSONAL BACKGROUND

Birthdate: June 20, 1973
Birthplace: Langdale, AL

EDUCATION

High School: Lafayette HS, 1992
College: Mississippi State, 1997

COACHING EXPERIENCE

1995-96: Student asst., Mississippi State
1997-99: Assistant, Meridian CC
1999-2010: Head coach, Meridian CC
2010-Present: Assistant, Mississippi State

while his best outing on the boards was 11 rebounds.

Following his stint at West Georgia, he returned to Mississippi State as a student-assistant coach for one season.

Then the call came from Meridian Community College, where he spent his first year as an assistant.

But after just two seasons, he was promoted to head coach, where he spent 11 years overseeing the Eagles' program.

During his tenure, Brooks led Meridian to numerous Mississippi-Louisiana Conference titles and berths to the NJCAA Region 23 tournaments.

He was also instrumental in seeing more than 20 of his players sign with NCAA programs, including Jamal Edmondson who played at MSU from 2005-06.

In addition, he also coached two standouts that would go on to enjoy NBA careers — Jamario Moon and Ronald Murray.

At Mississippi State, he's helped developed forwards Arnett Moultrie, a first-round draft choice in this past year's NBA draft, and Wendell Lewis, who is a senior this year.

From a recruiting standpoint, he was instrumental in the Bulldogs landing the highly-touted Craig Sword, the Alabama player of the year.

Brooks and his wife, Kalia, are the parents of two sons, Garrison (13) and Justin (12) and two daughters, Katelyn (6) and Karrie (4).



The Brooks Family (L-R):
Kalia, Karrie, George and Katelyn.

ASSISTANT COACH, 1st YEAR



Wes Flanigan is certainly no stranger to the South or the Southeastern Conference.

Hired last April by new coach Rick Ray, the former Auburn All-SEC standout comes to Mississippi State after spending the previous two seasons under Doc Sadler at Nebraska.

"I've known Wes for a long time and recruited one of his AAU players when I was at Indiana State," Ray said. "I was really impressed with him then, and I'm even more impressed now. He's exactly what I was looking for."

"He has impeccable character. He's tough and he knows how to grind. He's really going to help us in the border states of Arkansas and Alabama in recruiting, and that was a huge criteria for me. Wes is a well-known name in this area and will resonate with our fanbase."

Flanigan has more than a decade of experience in the coaching ranks with stops at Nebraska, UAB, Arkansas-Little Rock and at Northwest Mississippi Community College.

"I'm excited about being back in the South, in Mississippi and the SEC," Flanigan said. "I'm ready to get to Starkville and get to work. Obviously as a coach, I've grown a lot over the years. I just want to do whatever I can for Coach Ray to make Mississippi State the best it can be. The facilities are fantastic, and everything is in place to be successful."

At Nebraska, Flanigan worked with both post players and guards. Under his guidance, all three of the Huskers' primary post players two years ago shot better than 51 percent from the floor and combined for 86 blocked shots.

"He has that same competitiveness and toughness as an assistant coach that he did as a player," Sadler said. "I've been very blessed to have what I considered some of the best assistant coaches in the country, and without a doubt, Wes Flanigan is at the top of that list."

Flanigan came to Lincoln after two years at UAB, where he worked primarily with the perimeter players. In 2008-09, the Blazers drained 228 3-pointers, the third-highest total in school history.

The Blazers went 25-9 in 2009-10, including an 11-5 Conference USA finish, before reaching the quarterfinals of the NIT.

PERSONAL BACKGROUND

Birthdate: May 28, 1975
Birthplace: Pine Bluff, AR

EDUCATION

High School: Parkview HS, 1993
College: Auburn, 1997

COACHING EXPERIENCE

1999-2004: Assistant, Northwest Mississippi CC
2005-08: Assistant, Arkansas-Little Rock
2009-10: Assistant, UAB
2011-12: Assistant, Nebraska
Present: Assistant, Mississippi State

Prior to his stint at UAB, Flanigan worked four seasons at UALR (2004-05 to 2007-08). In his final season with the Trojans, Flanigan served as associate head coach/recruiting coordinator, helping the squad to a 20-11 record. It was the team's second campaign with at least 18 wins with Flanigan on the bench.

A native of Little Rock, Ark., Flanigan spent five seasons as an assistant coach at Northwest Mississippi Community College, working with both the men's and women's squads. They combined for a 199-90 record, including an impressive 119-39 mark by the men's team. The NMCC men won two MACJC North Division titles and three Region XXII championships to advance to the NJCAA Tournament in Hutchinson, Kan., while the women made five postseason appearances.

After being named the 1992-93 Gatorade High School Player of the Year for Arkansas, Flanigan earned four letters at Auburn (1993-94 to 1996-97). He was team co-captain for three seasons and finished his college career averaging 10.1 points, 4.8 assists and 2.4 rebounds per game.

As a junior, Flanigan had a stellar season, averaging 13.4 points and 6.7 assists while earning All-SEC honors and being named the team's MVP.

Flanigan, and his wife, Katrina, have three sons: Michael, Lewis, Allen and Collin.



The Flanigan Family (L-R):
Allen, Wes, Katrina and Collin.



ASSISTANT COACH, 1st YEAR



Known as a tireless recruiter and excellent on-the-court coach, Chris Hollender joins Rick Ray's staff at Mississippi State following a three-year stint in the same capacity at Evansville, his alma mater.

"Chris is a guy that I've known for a long time," Ray said. "He

has an outstanding reputation as a worker, a recruiter and more importantly as a great on-the-court basketball coach. He will do an unbelievable job with skills development for our players and helping me teach in the intricacies of the motion offense."

Hollender returned to Evansville in 2009 after spending seven years on Jim Crews' staff at Army.

"I'm very fortunate, and I'm very excited to get to work at such a well-respected institution and for a guy I've known and trusted for a very long time," Hollender said. "Coach Ray is a relentless worker with impeccable character and is second to none in his knowledge with the game of basketball."

After spending his freshman season at Lake Land (Ill.) College in his hometown of Mattoon, Ill., he transferred to Evansville, where he became an All-MVC standout.

As a senior, he led the Missouri Valley Conference in field goal percentage (.548), and he was captain of the MVC Most Improved Team in 1998 after his scoring average rose from 11.8 as a junior to 16.5 as a senior.

His best outing came against Big 10 powerhouse Indiana, where he poured in 34 points.. In his final season for the Purple Aces, he recorded seven double-doubles. In 84 career games, including his 70 starts, Hollender averaged 12.3 points and 5.9 rebounds. He currently ranks 42nd all-time on the school's scoring chart.

After graduating with a degree in marketing, Hollender spent one season with Bremerhaven in Germany before joining the St. Louis Swarm of the International Basketball League. The Swarm won the IBL Championship in each of Hollender's two seasons with the club (1999-2000, 2000-01).

He then signed on with the Rockford Lightning of the

PERSONAL BACKGROUND

Birthdate: August 19, 1976
Birthplace: Quincy, IL

EDUCATION

High School: Mattoon High School, 1994
College: Evansville, 1998

COACHING EXPERIENCE

1995-96: Student Assistant, Mississippi State
2003-09: Assistant, Army
2010-2012: Assistant, Evansville
Present: Assistant, Mississippi State

Continental Basketball Association, where he played 14 games during the 2001-02 campaign before starting his coaching career at West Point.

"He did an awesome job for us," UE coach Marty Simmons said. "He's smart, knowledgeable and is a great communicator with the players. As good as a coach as he is, he's an even better person. He's A-plus in everything. He's a quality person and someone I consider family. He'll do a great job at Mississippi State."



Chris Hollender is in his first year at MSU after three seasons at Evansville.



DIRECTOR OF OPERATIONS, 1st YEAR



A West Coast native by heart, Adam Gordon is certainly no stranger to the South.

Having spent last year as the director of operations on B.J. Hill's staff at Northern Colorado, Gordon assumes the same role on Rick Ray's staff at Mississippi State.

Prior to his time at Northern Colorado, he was a graduate assistant at Clemson for three years, where he worked with Ray.

"Adam is a guy that I got a chance to meet when I got to Clemson, and he did an unbelievable job of acclimating us to everything about Clemson and the ins and outs of the community," Ray said. "He's a young, energetic guy that has done an unbelievable job with travel, camps and academic monitoring. He'll be a valuable asset to me, our staff and our players."

Gordon, who turned 28 this past March, will be in charge of traveling, camps, scheduling, on-campus recruiting and academic compliance.

"I'm really excited to be a part of the Mississippi State family and back working with Coach Ray," said Gordon, a 2006 graduate of the University of Tampa who studied Youth Development and Leadership at Clemson. "I think he's one of the top young coaches in the country and one of the better people I've ever worked with. It's a great opportunity to come to an established program and help take it to the top of the SEC."

Gordon came to Clemson with an extensive basketball background. He was an assistant coach at Central Florida Community College in Ocala, Fla., from 2006-08. There, Gordon was responsible for recruiting, player development, opponent scouting, video editing and exchange, and academic counseling. He helped the Patriots to a pair of appearances in the NJCAA Florida State Tournament.

Prior to his coaching stop in Ocala, Gordon was head manager and student assistant coach at Tampa from 2002-06. As manager, he was responsible for maintenance and organization of the team's athletic gear and distribution of the uniforms. As student coach, he aided in player development and helped conduct individual workouts and conditioning drills.

PERSONAL BACKGROUND

Birthdate: March 30, 1984
Birthplace: Westlake Village, CA

EDUCATION

High School: Viewpoint HS, 2002
College: Tampa, 2006

COACHING EXPERIENCE

2006-08: Assistant, Central Florida Community College
2008-11: Graduate Assistant, Clemson
2012: Director of Operations, Northern Colorado
Present: Director of Operations, Mississippi State

Gordon has also served as a counselor at many high-profile summer basketball camps, including with UCLA, the Phoenix Suns and the Sacramento Kings, as well as at camps run by NBA stars Jason Kidd and Amar'e Stoudemire.

Gordon was also one of the founders of Rising Coaches Elite, an organization that assists young coaches, operations directors and managers with networking and clinics.



MSU's new coaching staff (L-R): Adam Bauman, Wes Flanigan, Chris Hollender, Rick Ray, George Brooks, Nick Lagroone and Adam Gordon.



SUPPORT STAFF



RICHARD AKINS STRENGTH COACH

In his second tour of duty at his alma mater after previously serving a 22-year stint at Mississippi State, Richard Akins owns the task of preparing the Bulldog basketball team for the day-to-day rigors of the Southeastern Conference hardwood wars.

Akins, who also coordinates the strength and conditioning program for the Lady Bulldog basketball team, returned to MSU in 2005 after serving the prior two years as strength coach and assistant football coach at Heritage Academy in Columbus, Miss. In his first year at Heritage as coach of the squad's defensive linemen, Akins helped lead the 2003 Patriots to runner-up honors in the Academy AA state championship game.

During his previous association with MSU's strength and conditioning program, Akins accompanied the Bulldog basketball team to the 1996 NCAA Final Four and the NCAA Sweet Sixteen in 1995.

A native of Ethel, Miss., Akins first came to MSU in 1975 following a two-year football career at Holmes Junior College. Upon completion graduation in 1977, Akins entered the coaching profession at Grenada (Miss.) Junior High School. In 1979, he accepted a position on the football staff at Horn Lake (Miss.) High School. Four years later, Akins returned to his alma mater to begin a six-year stint as the supervisor of MSU's McArthur Hall athletic dormitory.

Having also earned his master's degree in physical education as well as completing a specialist's degree in administration at MSU, Akins, 57, is married to the former Cindy Strider of Grenada, Miss. They are the parents of son, Ronnie, and daughter, Beth.



SCOTT JOHNSON ATHLETIC TRAINER

Scott Johnson begins his 11th season as the primary athletic trainer for the Bulldogs and has been associated with five NCAA Tournament teams during his Starkville stint.

Charged primarily with the day-to-day medical requirements of the Bulldog basketball team, Johnson also attends to the needs of the golf teams.

Johnson previously served a four-year stint as an assistant athletic trainer at McNeese State University in Lake Charles, La. Working primarily with the men's basketball team, Johnson was affiliated with the Cowboys' back-to-back Southland Conference titles and consecutive postseason tournament appearances, including a first-round NCAA Tournament meeting with MSU in 2002. All total, he has been involved with eight NCAA Tournaments.

While earning his master's degree in secondary education from Tennessee-Chattanooga, Johnson spent three seasons (1995-98) as a graduate assistant for the Mocs. He also served as the head athletic trainer for the men's basketball team that advanced to the NCAA Sweet 16.

A native of Jacksonville, Fla., Johnson earned his bachelor's degree in athletic training in 1995 from West Alabama. While at West Alabama, Johnson served as the head student athletic trainer for the Tigers' baseball and men's basketball teams.

A certified athletic trainer and a member of the National Athletic Trainers' Association, Johnson, 41, is married to the former Rindy Zeringue, who was an All-Southland Conference high jumper at McNeese State.



GREGG ELLIS MEDIA RELATIONS

In his fifth year as media relations director for men's basketball is Gregg Ellis.

While it's his fifth season working at MSU, he certainly is no stranger to the university.

For 10 years prior to his arrival at MSU, Ellis was an award-winning sportswriter and columnist at the Daily Journal in Tupelo, Miss., where he spent his final seven years as the Bulldogs' beatwriter.

During his time at the Journal, he covered four of MSU's basketball teams that won the Western Division crown as well as the 2004 squad that captured the overall SEC title.

His tour of duty with MSU also included such events as the historical hiring of Sylvester Croom and the Bulldogs' 2007 College Baseball World Series appearance.

Yet, his professional roots originated with media relations. After finishing at Ole Miss in 1994, he joined the public relations department of the Indianapolis Colts, where he worked with the likes of NFL standouts Marshall Faulk, Peyton Manning, Jim Harbough and Marvin Harrison.

After his time with the Colts, Ellis spent two years at the Indianapolis Star before returning to Mississippi. While in Tupelo, he won awards for his columns, game stories and features, and three times he was voted the newspaper's favorite sportswriter by the readers. In May of 2008, he received his highest honor when he was named the Mississippi Sportswriter of the Year by the National Sportscasters and Sportswriters Association.

A native of Lambert, Miss., Ellis, 43, is married to the former Celeste Nelson of Chattanooga, Tenn. They are the parents of Zach, 15, and Hannah, 13.



LYNDA MOORE ACADEMICS

Beginning her 12th season at Mississippi State, Lynda Moore is the assistant director for athletic academics.

Having been associated with six NCAA Tournament teams at MSU, Moore has been instrumental in State's recent success in the classroom. With 36 SEC Academic Honor Roll recipients the last six seasons, the Bulldogs have graduated a total of 17 student-athletes since May 2004.

She also attends to the academic needs of men's tennis. Moore, who earned her masters in liberal studies this past summer at Mississippi College, joined Ray Berryhill's academic staff at Mississippi State in January 2002 after working as an adult literacy instructor at Southeastern Technical College in Georgia.

Upon obtaining her bachelor's degree in English in 1997 from Stetson, Moore was a teaching assistant at Mississippi College during the 1997-98 and 1998-99 academic years. While there, she also pursued graduate work on her master's degree in English, while also serving on the women's softball coaching staff at Belhaven College during the 1998 and 1999 seasons. In addition to her coaching and recruiting duties with the Blazers, she served as the tutor coordinator for Belhaven's athletic department.

Born in Yazoo City, Miss., Moore is married to Staff Sergeant David Moore, who serves as a recruiter for the Army National Guard on the Mississippi State University campus. They are the parents of three sons – Rylan James, 13, Corey Ross, 12, Tanner Ray, 10, and a daughter, Lillie Brynn, 3.



ADAM BAUMAN
VIDEO COORDINATOR

After spending the past three years at Santa Clara as the video coordinator, Adam Bauman is in his first season at Mississippi State in the same capacity.

The Pontiac, Ill., native will oversee all video coordination for men's basketball, while also maintaining the recruiting database. In addition, he'll be responsible for developing recruiting materials for the coaching staff, breaking down advanced scouting film, helping coordinate summer camps and assisting with on-campus recruiting.

A 2008 graduate of Southern Illinois with a degree in kinesiology, Bauman was a student manager for the SIU basketball teams that won two regular-season Missouri Valley Conference titles and the 2006 league tournament. During his time in Carbondale, the Salukis garnered bids to three NCAA Tournaments and one NIT. He was a part of the 2007 SIU squad that advanced to the Sweet 16.

He then joined the staff at Arizona State as a graduate assistant coach, where he assisted with video production, player development and academic support.

In November of 2009, he took the job at Santa Clara, where in 2011 the Broncos won the CollegeInsider.com Postseason Tournament and finished with the second-most wins (24) in school history.

Born on Oct. 22, 1985, Bauman is a 2004 graduate of Pontiac Township High School, where he lettered twice in basketball. As a senior, his team won the conference title, the program's first since the mid-80s.

Bauman is engaged to Beth Nathaniel of Akron, Ohio. The couple plans to get married in September of 2013.



NICK LAGROONE
GRADUATE MANAGER

Nick Lagroone is in his first year as a graduate assistant coach on Rick Ray's staff at Mississippi State.

His duties with the Bulldogs include assisting with on-court workouts, video, scouting, academic monitoring and on-

campus recruiting.

Lagroone comes to MSU following a stellar collegiate career at Southern Wesleyan University in Central, S.C., where he was a two-time NAIA and NCCAA All-American, while also being a three-time All-Southern States Athletic Conference selection.

During his career with the Warriors, he totaled 1,645 points, 523 rebounds, 225 assists and 163 steals.

His point total ranks in the Top 10 all-time category at Southern Wesleyan, while his 48-point performance against Shorter College is a school record.

Prior to his record-setting collegiate career, Lagroone was a two-sport standout at Ninety-Six High School in Ninety-Six, S.C.

As a wide receiver for the Wildcats, he was a three-time All-Conference and All-Area selection.

Voted team MVP, he was also selected to play in the North-South All-Star Game. He finished his prep career with 2,500-plus receiving yards.

In basketball, he was just as impressive, totalling 2,000-plus points and setting the single-game scoring mark of 48 points. By the time he graduated, he was named to the All-Conference and All-Area teams three-consecutive seasons.

Lagroone, a native of Greenwood, S.C., was born on May 31, 1988.

2012-13 STUDENT MANAGERS



Daniel Grenier, Jordan Strickland, Jake Schmidt, Andrew Howell, Michael Bolar and Josh White



Dr. Scott Jones
Team Physician



Dr. Rusty Linton
Team Physician



Dr. Mark Mabry
Team Physician



Bennie Ashford
TV Center



Bracky Brett
Sr. AD/Compliance



Michael Cook
Strength GA



Suzanne Cook
Administrative Asst.



Jonathan Fandel
Student Trainer



Jay Logan
Coliseum Director



Duncan McKenzie
Sr. Assoc. AD



Steve Smith
Asst. AD/Compliance



Chad Thomas
Asst. AD/Marketing



Don Williams
Learfield



2012-13 SCORER'S TABLE

Front Row: E.C. O'Neal, Chris Chance, Scott Walters
Back Row: Mac Smith, Tim Taggart



TAKING MAROON MADNESS TO THE STREETS



DOWNTOWN STARKVILLE



UNIVERSITY PRESIDENT

Dr. Mark Everett Keenum became Mississippi State's 19th president Jan. 5, 2009, following a distinguished public service career.

Despite difficult economic times, Dr. Keenum has guided Mississippi State to new heights. His quick action to address budget shortfalls put the university in position to meet those challenges and

maintain the highest level of academic excellence. The university has experienced record enrollment growth, which includes students with the highest ACT average of any university in our state. Increased enrollment has also spurred new construction on campus, with two new residence halls completed and opened this August. The Mize Pavilion, a state-of-the-art basketball practice facility, was dedicated in 2011. Plans in the immediate future include construction of another new residence hall, a new classroom building and renovation of historic Lee Hall. The Leo W. Seal Jr. Football Complex will be completed in early 2013, and bids were accepted this summer to expand Davis Wade Stadium, a project expected to be completed by August 2014.

Since 2009, fundraising has reached all-time record levels. Giving by alumni and friends has surpassed \$290 million over that period, including the highly successful StatePride initiative that is providing scholarships for students and support for MSU faculty.

Dr. Keenum has also been instrumental in expanding the MSU Promise Program, which provides need-based scholarship assistance to Mississippi students whose families have limited financial means. Through the Sonny Montgomery Center for America's Veterans, he has also led initiatives to make Mississippi State one of the most veteran-friendly universities in the nation.

Mississippi State has strengthened its role as the flagship research university in the state. The Carnegie Foundation for the Advancement of Teaching classified MSU as a university with "very high research activity," the only such designation in Mississippi. Dr. Keenum travels frequently to Washington, D.C., meeting with Congressional leaders and federal agency heads to pursue research opportunities and broaden the university's influence on the national level. He has also worked closely with the governor, lieutenant governor and Mississippi Legislature in support of higher education in our state.

PROFESSIONAL EXPERIENCE

- 2009-: University President, Mississippi State University
2006-2008: U.S. Under Secretary, Farm and Foreign Agricultural Services, Washington, D.C.
1997-2006: Adjunct Professor, Department of Agricultural Economics, Mississippi State University
1996-2006: Chief of Staff U.S. Senator Thad Cochran
1989-1996: Legislative Assistant, Agricultural and Natural Resources, Senator Thad Cochran
1987-1988: Assistant Professor/Economist, Department of Agricultural Economics, Mississippi State University
1988: Ph.D. in Agricultural Economics, Mississippi State
1986: Research Associate, Mississippi Agricultural & Forestry Experiment Station, Mississippi State
1984: Marketing Specialist, Mississippi Cooperative Extension Service, Mississippi State University
1983-84: M.A. Degree in Agricultural Economics, Mississippi State University
1983-84: Teaching/Research Assistant, Department of Agricultural Economics, Mississippi State University

PERSONAL INFORMATION

- Birthplace: Starkville, Miss.
Hometown: Corinth, Miss.

A graduate of Mississippi State University with degrees in agricultural economics, Dr. Keenum began his career at MSU as a faculty member with the Extension Service and the Department of Agricultural Economics. He went on to serve as chief of staff to U.S. Senator Thad Cochran in Washington, DC and was Under Secretary of the United States Department of Agriculture prior to returning home to Mississippi State.

He graduated from Corinth (MS) High School and earned an associate of arts degree from Northeast Mississippi Community College in Booneville and was a member of the Northeast Tigers football team.

Dr. Keenum is married to the former Rhonda Newman of Booneville, also an MSU graduate. They have four children: Rett, Mary Phillips, Katie and Torie.



ATHLETICS DIRECTOR



Using more than two decades of intercollegiate experience in communications, development and marketing, Scott Stricklin has built a wave of momentum within the Mississippi

State fan base over during his tenure as the director of athletics.

From his first day on the job as Mississippi State's

Athletic Director in May 2010, Stricklin, integrating the department's three foundations of focus on student-athletes, possessing great integrity and aggressively promoting Mississippi State University, has overseen a stretch in which the Bulldogs enjoyed both on and off the field successes unparalleled in more than a decade.

On the field, the Bulldog football team has posted back-to-back victories in postseason bowls and has claimed three-consecutive Egg Bowl wins. The men's tennis team claimed the Southeastern Conference Western Division title in both 2011 and 2012. Baseball reached postseason each of the past two seasons with softball advancing to the NCAAs in 2012.

Mississippi State's men and women athletes finished the 2011 fall semester with an aggregate 3.01 grade point average, the highest single semester grade point average in school history. Thirteen of MSU's 16 varsity sports surpassed the 3.00 grade point mark. Bulldog student-athletes again excelled in the NCAA's Academic Progress Rate, with all 16 sports far exceeding the minimum standard.

Stricklin has overseen record fundraising for Bulldog Athletics, which has produced new facilities such as the \$11.7 million Mize Pavilion at Humphrey Coliseum, a new \$20 million football practice and training complex as well as future expansion and upgrades to Davis Wade Stadium. The Bulldog Club has solicited gifts totaling more than \$20 million for the football facility, including a record \$12 million gift from the Seal Family Foundation.

The Bulldog Club has initiated the most ambitious fundraising drive in the athletic department's history – an initiative called "Today, Tomorrow, Forever" – to generate funding for new construction and upgrades to existing facilities.

Supporters are responding at the turnstiles as well. In 2010, Mississippi State fans packed Davis Wade Stadium for every game, buying all available season tickets for the first time in school history. Capacity crowds have become the norm as 16-consecutive home games have been sold out, and the school has created a waiting list that has topped 1,000 requests for season ticket purchases.

Stricklin certainly wasn't a stranger to the Bulldog family or college athletics when he took over the reins at State. A 1992 graduate of Mississippi State, the Jackson, Miss., native's resume is highlighted by 23 years of experience on the collegiate level in various capacities at five different universities.

In the two years prior to becoming athletic director, he served as Senior Associate Athletics Director for External Affairs at his alma mater, overseeing fundraising, football and men's basketball scheduling, managing MSU's all-sport agreement with Adidas, facility planning, and serving as the administrative sport liaison for men's basketball and softball.

It was those types of day-to-day tasks that prepared the personable Stricklin to take over the top seat in the Mississippi State athletic department.

Yet it's a journey that started during his formative days

PROFESSIONAL EXPERIENCE

- **2010-** Athletic Director, Mississippi State
- **2008-2010:** Senior Associate AD/External Affairs, Mississippi State University
- **2003-2007:** Associate AD/Media Relations, Kentucky
- **1999-2003:** Assistant AD/Communications and Marketing, Baylor University
- **1998:** Assistant Athletic Director/Media Relations, Tulane
- **1993-1998:** Associate Media Relations Director, Auburn
- **1990-1992:** Assistant Media Relations Director, Mississippi State University

PERSONAL INFORMATION

- **Birthplace:** Jackson, Miss.
- **Hometown:** Jackson, Miss.

as a dedicated and tireless worker in the Mississippi State media relations department that's led to his highly-respected career coming full circle.

Prior to graduating, Stricklin's stint in the MSU media relations office included three seasons (1990-92) as the media contact for the nationally-renown baseball program.

Upon graduation, he was named assistant media relations director at his alma mater.

He continued his climb up the ladder of success when he was named Associate Media Relations Director at Auburn, where he served from 1993-98. In 1998, Stricklin left Auburn to become Assistant Athletics Director at Tulane, where he served as the primary media contact for the Green Wave's 1998 12-0 football team. Next came a four-year run in the Big 12 Conference at Baylor (1999-2003) as Assistant AD for Communications and Marketing.

In 2003, Stricklin returned to the Southeastern Conference at Kentucky and spent five seasons as the Associate AD for Media Relations, where he oversaw the day-to-day publicity of the tradition-rich Wildcat basketball program. It was his last stop before returning to Mississippi State in the spring of 2008.

Stricklin, 43, is married to the former Anne Howell, the youngest daughter of Basketball Hall of Fame member Bailey Howell. The couple has two daughters, Abby and Sophie.





2012-13 MSU OPPONENTS

TROY

N 9 • Troy

Team Information

Location: Troy, Ala.
Enrollment: 30,564
Nickname: Trojans
Colors: Cardinal, Silver and Black
Arena: Trojan Arena (5,200)

Meet the Trojans

Head Coach: Don Maestri
Record at Troy: 488-383 (31)
Overall Record: Same
2011-12 Record: 10-18
Letterwinners Returning/lost: 4/5
Starters Returning/Lost: 3/2
Series: MSU leads, 9-0

Media Relations

MBB Contact: Joe St. Pierre
(E): jst.pierre@troy.edu

FLORIDA ATLANTIC

N 13 • Starkville

Team Information

Location: Boca Raton, Fla.
Enrollment: 28,000
Nickname: Owls
Colors: Blue and Red
Arena: FAU Arena (5,000)

Meet the Owls

Head Coach: Mike Jarvis
Record at FAU: 53-72 (4)
Overall Record: 371-274 (23)
2011-12 Record: 11-19
Letterwinners Returning/lost: 5/7
Starters Returning/Lost: 2/3
Series: Tied, 1-1

Media Relations

MBB Contact: Justin Johnson
(E): jjohn218@fau.edu

NORTH CAROLINA

**N 19 • Maui (ESPN2)
 EA Sports Maui Invitational**

Team Information

Location: Chapel Hill, N.C.
Enrollment: 29,000
Nickname: Tar Heels
Colors: Carolina Blue and White
Arena: Dean Smith Center (21,750)

Meet the Tar Heels

Head Coach: Roy Williams
Record at UNC: 257-68 (9)
Overall Record: 675-169 (24)
2011-12 Record: 32-6
Letterwinners Returning/lost: NA
Starters Returning/Lost: NA
Series: UNC leads, 5-0

Media Relations

MBB Contact: Steve Kirschner
(E): stevekirschner@unc.edu

BUTLER

**N 20 • Maui (ESPN2)
 EA Sports Maui Invitational**

Team Information

Location: Indianapolis, Ind.
Enrollment: 4,200
Nickname: Bulldogs
Colors: Blue and White
Arena: Hinkle Fieldhouse (10,000)

Meet the Bulldogs

Head Coach: Brad Stevens
Record at Butler: 139-40 (5)
Overall Record: Same
2011-12 Record: 22-15
Letterwinners Returning/lost: 11/3
Starters Returning/Lost: 3/2
Series: Butler leads, 1-0

Media Relations

MBB Contact: Jim McGrath
(E): jmcgrath@butler.edu

MARQUETTE

**N 20 • Maui (ESPN2)
 EA Sports Maui Invitational**

Team Information

Location: Milwaukee, Wisc.
Enrollment: 12,000
Nickname: Golden Eagles
Colors: Blue and Gold
Arena: Bradley Center (18,600)

Meet the Golden Eagles

Head Coach: Buzz Williams
Record at MU: 96-45 (4)
Overall Record: 110-62 (5)
2011-12 Record: 27-8
Letterwinners Returning/lost: 8/3
Starters Returning/Lost: 3/2
Series: Never Met

Media Relations

MBB Contact: Scott Kuykendall
(E): scott.kuykendall@marquette.edu



**Maui Invitational
 Nov. 19-21 • Maui, HI • Maui
 Lahaina Civic Center**

**Butler, Marquette, North Carolina,
 Texas, Chaminade, USC, Illinois
 Mississippi State**

ALCORN STATE

N 27 • Starkville

Team Information

Location: Lorman, Miss.
Enrollment: 4,018
Nickname: Braves
Colors: Purple and Gold
Arena: Whitney Complex (12,500)

Meet the Braves

Head Coach: Luther Riley
Record at ASU: 10-20 (1)
Overall Record: Same
2011-12 Record: 10-20
Letterwinners Returning/lost: 4/3
Starters Returning/Lost: 4/1
Series: Tied, 2-2

Media Relations

MBB Contact: LaToya Williams
(E): williams1@alcorn.edu

PROVIDENCE

**D 1 • Providence
 SEC/Big East Challenge**

Team Information

Location: Providence, R.I.
Enrollment: 3,852
Nickname: Friars
Colors: Black, White and Silver
Arena: Dunkin' Donuts Center (12,410)

Meet the Friars

Head Coach: Ed Cooley
Record at PC: 15-17 (1)
Overall Record: 107-86 (6)
2011-12 Record: 15-17
Letterwinners Returning/lost: 7/4
Starters Returning/Lost: 3/2
Series: Never Met

Media Relations

MBB Contact: Jen Rynearson
(E): jrynearson@providence.edu

TEXAS-SAN ANTONIO

D 4 • Starkville

Team Information

Location: San Antonio, Texas
Enrollment: 3,968
Nickname: Roadrunners
Colors: Navy Blue, Orange & White
Arena: Convocation Center (2,650)

Meet the Roadrunners

Head Coach: Brooks Thompson
Record at UTSA: 96-91 (6)
Overall Record: 151-105 (8)
2011-12 Record: 18-14
Letterwinners Returning/lost: 6/6
Starters Returning/Lost: 2/3
Series: Never Met

Media Relations

MBB Contact: Kyle Stephens
(E): k.stephens@utsa.edu

2012-13 MSU OPPONENTS



LOYOLA-CHICAGO

D 15 • Chicago

Team Information

Location: Chicago, Ill.
Enrollment: 16,040
Nickname: Ramblers
Colors: Maroon and Gold
Arena: Gentile Arena (4,486)

Meet the Ramblers

Head Coach: Porter Moser
Record at Loyola: 7-23 (1)
Overall Record: 112-124 (8)
2011-12 Record: 7-23
Letterwinners Returning/lost: 7/6
Starters Returning/Lost: 3/2
Series: Loyola leads, 1-0

Media Relations

MBB Contact: Bill Behrns
(E): bberhns@luc.edu

CENTRAL ARKANSAS

D 22 • Jackson, Miss.

Team Information

Location: Conway, Ark.
Enrollment: 11,758
Nickname: Bears
Colors: Purple and Gray
Arena: Farris Center (5,000)

Meet the Bears

Head Coach: Corliss Williamson
Record at UCA: 13-45 (2)
Overall Record: Same
2011-12 Record: 8-21
Letterwinners Returning/lost: 7/6
Starters Returning/Lost: 3/2
Series: MSU leads, 1-0

Media Relations

MBB Contact: Steve East
(E): seast@uca.edu

ALABAMA A&M

D 30 • Starkville (CSS)

Team Information

Location: Normal, Ala.
Enrollment: 6,000
Nickname: Bulldogs
Colors: Maroon and White
Arena: T.M. Elmore Gym (6,000)

Meet the Bulldogs

Head Coach: Willie Hayes
Record at A&M: 7-21 (1)
Overall Record: Same
2010-11 Record: 7-21
Letterwinners Returning/lost: 12/4
Starters Returning/Lost: 3/2
Series: MSU leads, 4-0

Media Relations

MBB Contact: Oralia Washington
(E): aamusi@yahoo.com

NEW ORLEANS

J 3 • Starkville (CSS)

Team Information

Location: New Orleans, La.
Enrollment: 9,825
Nickname: Privateers
Colors: Royal Blue and Silver
Arena: Lakefront Arena (10,000)

Meet the Privateers

Head Coach: Mark Slessinger
Record at UNO: 17-15 (1)
Overall Record: 53-40 (3)
2011-12 Record: 17-15
Letterwinners Returning: 6/10
Starters Returning/Lost: 3/2
Series: MSU leads, 7-1

Media Relations

MBB Contact: Jason Plotkin
(E): jplotkin@uno.edu

SOUTH CAROLINA

**J 9 • Starkville (ESPN3)
M 6 • Columbia (ESPN3)**

Team Information

Location: Columbia, S.C.
Enrollment: 30,721
Nickname: Gamecocks
Colors: Garnet and Black
Arena: Colonial Life Center (6,500)

Meet the Gamecocks

Head Coach: Frank Martin
Record at USC: First Year
Overall Record: 117-54 (5)
2011-12 Record: 10-21 (2-14, 12th)
Letterwinners Returning/lost: 9/3
Starters Returning/Lost: 2/3
Series: MSU leads, 16-8

Media Relations

MBB Contact: Emily Feeney-Molinary
(E): efeeney@mailbox.sc.edu

GEORGIA

J 12 • Athens (SEC Network)

Team Information

Location: Athens, Ga.
Enrollment: 34,765
Nickname: Bulldogs
Colors: Red and Black
Arena: Stegeman Coliseum (10,523)

Meet the Bulldogs

Head Coach: Mark Fox
Record at Georgia: 50-46 (3)
Overall Record: 173-89 (8)
2011-12 Record: 15-17 (5-11, T10th)
Letterwinners Returning/lost: 9/4
Starters Returning/Lost: 4/1
Series: Tied, 52-52

Media Relations

MBB Contact: Tim Hix
(E): thix@sports.uga.edu

ALABAMA

**J 16 • Starkville (CSS)
F 20 • Tuscaloosa (SEC Network)**

Team Information

Location: Tuscaloosa, Ala.
Enrollment: 31,747
Nickname: Crimson Tide
Colors: Crimson and White
Arena: Coleman Coliseum (15,383)

Meet the Crimson Tide

Head Coach: Anthony Grant
Record at Alabama: 63-39 (3)
Overall Record: 139-64 (6)
2011-12 Record: 21-12 (9-7, 5th)
Letterwinners Returning/lost: 8/4
Starters Returning/Lost: 4/2
Series: Alabama leads, 115-73

Media Relations

MBB Contact: TBA
(E): TBA

TENNESSEE

J 19 • Knoxville (SEC Network)

Team Information

Location: Knoxville, Tenn.
Enrollment: 27,523
Nickname: Volunteers
Colors: Orange and White
Arena: Thompson-Boling (21,678)

Meet the Volunteers

Head Coach: Cuonzo Martin
Record at Tennessee: 19-15 (1)
Overall Record: 80-56 (4)
2011-12 Record: 19-15 (10-6, T2)
Letterwinners Returning/lost: 9/2
Starters Returning/Lost: 4/1
Series: Tennessee leads, 75-41

Media Relations

MBB Contact: Tom Satkowiak
(E): tomsid@utk.edu

ARKANSAS

J 23 • Fayetteville (CSS)

Team Information

Location: Fayetteville, Ark.
Enrollment: 24,595
Nickname: Razorbacks
Colors: Cardinal and White
Arena: Bud Walton Arena (19,200)

Meet the Razorbacks

Head Coach: Mike Anderson
Record at Arkansas: 18-14 (1)
Overall Record: 218-112 (10)
2011-12 Record: 18-14 (6-10, 9th)
Letterwinners Returning/lost: 5/2
Starters Returning/Lost: 2/3
Series: Arkansas leads, 28-25

Media Relations

MBB Contact: Phil Pierce
(E): ppierce@ark.edu



2012-13 MSU OPPONENTS

FLORIDA

J 26 • Starkville (ESPN2)
F 9 • Gainesville (FSN)

Team Information

Location: Gainesville, Fla.
Enrollment: 49,785
Nickname: Gators
Colors: Blue and Orange
Arena: O'Connell Center (11,548)

Meet the Gators

Head Coach: Billy Donovan
Record at Florida: 386-158 (17)
Overall Record: 421-178 (19)
2011-12 Record: 26-11 (10-6, T2nd)
Letterwinners Returning/lost: 9/3
Starters Returning/Lost: 3/2
Series: Florida leads, 58-49

Media Relations

MBB Contact: Denver Parler
(E): denverp@gators.ufl.edu

TEXAS A&M

J 30 • Starkville (ESPN3)

Team Information

Location: College Station, Texas
Enrollment: 50,054
Nickname: Aggies
Colors: Maroon and White
Arena: Reed Arena (12,989)

Meet the Aggies

Head Coach: Billy Kennedy
Record at Texas A&M: 14-18 (1)
Overall Record: 225-197 (6)
2011-12 Record: 14-18 (4-14, 9th Big 12)
Letterwinners Returning/lost: 9/6
Starters Returning/Lost: 2/3
Series: MSU leads, 2-1

Media Relations

MBB Contact: Adam Quisenberry
(E): aquisenberry@athletics.tamu.edu

LSU

F 2 • Starkville (FSN)
F 16 • Baton Rouge (ESPNU)

Team Information

Location: Baton Rouge, La.
Enrollment: 16,515
Nickname: Tigers
Colors: Purple and Gold
Arena: Maravich Assembly (6,500)

Meet the Tigers

Head Coach: Johnny Jones
Record at LSU: First Year
Overall Record: 205-162 (12)
2011-12 Record: 18-15 (7-9, 8th)
Letterwinners Returning/lost: 6/5
Starters Returning/Lost: 3/2
Series: LSU leads, 105-97

Media Relations

MBB Contact: Kent Lowe
(E): clowe@lsu.edu

OLE MISS

F 6 • Oxford (CSS)
M 2 • Starkville (FSN)

Team Information

Location: Oxford, Miss
Enrollment: 20,824
Nickname: Rebels
Colors: Red and Blue
Arena: Tad Smith Coliseum (9,061)

Meet the Rebels

Head Coach: Andy Kennedy
Record at Ole Miss: 125-78 (6)
Overall Record: 146-91 (7)
2011-12 Record: 20-14 (8-8, T6)
Letterwinners Returning/lost: 8/3
Starters Returning/Lost: 4/1
Series: MSU leads, 139-106

Media Relations

MBB Contact: Daniel Snowden
(E): desnowde@olemiss.edu

MISSOURI

F 13 • Starkville (SEC Network)

Team Information

Location: Columbia, Mo.
Enrollment: 33,805
Nickname: Tigers
Colors: Old Gold and Black
Arena: Mizzou Arena (15,061)

Meet the Tigers

Head Coach: Frank Haith
Record at Missouri: 30-5 (1)
Overall Record: 159-106 (8)
2011-12 Record: 30-5 (14-4, 2nd Big 12)
Letterwinners Returning/lost: 3/8
Starters Returning/Lost: 1/4
Series: Missouri leads, 2-1

Media Relations

MBB Contact: David Reiter
(E): reiterd@missouri.edu

VANDERBILT

F 23 • Starkville (SEC Network)

Team Information

Location: Nashville, Tenn.
Enrollment: 6,738
Nickname: Commodores
Colors: Black and Gold
Arena: Memorial Gymnasium (14,316)

Meet the Commodores

Head Coach: Kevin Stallings
Record at Vanderbilt: 261-159 (13)
Overall Record: 384-222 (19)
2011-12 Record: 25-11 (10-6, T2)
Letterwinners Returning/lost: 7/8
Starters Returning/Lost: 0/5
Series: VU leads, 74-45

Media Relations

MBB Contact: Andy Boggs
(E): andy.boggs@vanderbilt.edu

KENTUCKY

F 27 • Lexington (SEC Network)

Team Information

Location: Lexington, Ky.
Enrollment: 28,000
Nickname: Wildcats
Colors: Blue and White
Arena: Rupp Arena (23,500)

Meet the Wildcats

Head Coach: John Calipari
Record at Kentucky: 102-14 (3)
Overall Record: 505-152 (20)
2011-12 Record: 38-2 (16-0, 1st)
Letterwinners Returning/lost: 6/2
Starters Returning/Lost: 0/5
Series: Kentucky leads, 88-20

Media Relations

MBB Contact: John Hayden
(E): john.hayden@uky.edu

AUBURN

M 9 • Starkville (FSN)

Team Information

Location: Auburn, Ala.
Enrollment: 25,078
Nickname: Tigers
Colors: Burnt Orange and Navy Blue
Arena: Auburn Arena (9,121)

Meet the Tigers

Head Coach: Tony Barbee
Record at Auburn: 26-36 (2)
Overall Record: 108-88 (6)
2011-12 Record: 15-16 (5-11, T10)
Letterwinners Returning/lost: 7/8
Starters Returning/Lost: 3/2
Series: Auburn leads, 72-65

Media Relations

MBB Contact: Chuck Gallina
(E): gallica@auburn.edu

SEC SERIES SCORES

ALABAMA (73-115)

<p>1913: MSU, 26-21 at Starkville MSU, 21-16 at Starkville 1914: UA, 42-31 at Starkville UA, 42-26 at Starkville 1915: MSU, 35-28 at Starkville MSU, 33-21 at Starkville UA, 28-25 at Tuscaloosa UA, 31-21 at Tuscaloosa 1916: UA, 26-12 at Tuscaloosa UA, 32-22 at Tuscaloosa MSU, 28-21 at Starkville MSU, 37-23 at Starkville 1920: MSU, 23-10 at Starkville 1921: MSU, 25-18 at Starkville MSU, 26-15 at Starkville MSU, 23-16 at Tuscaloosa MSU, 35-13 at Tuscaloosa 1922: UA, 43-10 at Tuscaloosa UA, 30-11 at Tuscaloosa 1923: MSU, 47-31 at Starkville 1924: MSU, 29-23 at Tuscaloosa UA, 45-28 at Starkville 1925: UA, 36-28 at Tuscaloosa UA, 33-26 at Starkville 1926: MSU, 34-21 at Starkville MSU, 28-27 at Tuscaloosa 1927: MSU, 40-24 at Starkville UA, 22-11 at Tuscaloosa 1928: UA, 29-28 at Tuscaloosa MSU, 26-21 at Starkville 1929: UA, 30-28 at Tuscaloosa MSU, 22-21 at Starkville 1930: UA, 26-22 at Tuscaloosa 1932: UA, 26-25 at Starkville UA, 30-23 at Tuscaloosa 1933: UA, 38-36 at Starkville UA, 41-16 at Tuscaloosa MSU, 30-25 at Atlanta, Ga.* 1934: UA, 37-24 at Starkville UA, 29-28 at Tuscaloosa UA, 37-25 at Atlanta, Ga.* 1935: UA, 30-22 at Tuscaloosa MSU, 45-41 at Starkville 1936: MSU, 33-20 at Starkville UA, 54-19 at Tuscaloosa 1937: UA, 32-20 at Starkville UA, 38-25 at Tuscaloosa 1938: UA, 37-35 at Tuscaloosa MSU, 44-37 at Starkville 1939: UA, 38-26 at Starkville UA, 49-36 at Tuscaloosa 1940: UA, 34-26 at Tuscaloosa UA, 34-33 at Starkville 1941: MSU, 31-30 at Starkville UA, 32-28 at Tuscaloosa 1942: UA, 37-27 at Tuscaloosa MSU, 33-32 at Starkville 1943: MSU, 49-41 at Starkville UA, 47-37 at Tuscaloosa 1945: UA, 55-36 at Tuscaloosa UA, 57-38 at Starkville 1946: UA, 34-29 at Starkville UA, 48-40 at Tuscaloosa</p>	<p>1947: UA, 56-42 at Tuscaloosa MSU, 37-34 at Starkville 1948: MSU, 32-31 at Starkville UA, 55-47 at Tuscaloosa 1949: UA, 50-45 at Tuscaloosa UA, 43-31 at Starkville 1950: MSU, 47-44 at Starkville UA, 58-38 at Tuscaloosa 1951: UA, 75-69 at Tuscaloosa 1952: UA, 63-61 at Starkville 1953: UA, 70-58 at Tuscaloosa 1954: UA, 69-52 at Starkville 1955: UA, 99-73 at Tuscaloosa 1956: UA, 87-75 at Starkville 1957: UA, 83-78 at Tuscaloosa 1958: MSU, 46-42 at Starkville 1959: MSU, 81-64 at Tuscaloosa 1960: MSU, 85-56 at Starkville 1961: MSU, 80-63 at Tuscaloosa 1962: MSU, 67-40 at Starkville 1963: UA, 77-72 at Tuscaloosa 1964: MSU, 69-56 at Starkville 1965: MSU, 96-68 at Starkville UA, 95-83 at Tuscaloosa 1966: UA, 71-63 at Starkville UA, 77-76 at Tuscaloosa 1967: MSU, 63-59 at Starkville UA, 91-74 at Tuscaloosa 1968: UA, 80-69 at Tuscaloosa MSU, 72-69 at Starkville 1969: MSU, 68-67 at Starkville MSU, 67-60 at Tuscaloosa 1970: UA, 95-75 at Tuscaloosa MSU, 87-77 at Starkville 1971: MSU, 71-67 at Starkville UA, 79-78 at Tuscaloosa 1972: UA, 77-71 at Tuscaloosa MSU, 97-91 at Starkville 1973: UA, 96-86 at Tuscaloosa UA, 92-87 at Starkville 1974: UA, 85-68 at Tuscaloosa UA, 76-74 at Starkville 1975: UA, 86-71 at Starkville UA, 83-68 at Tuscaloosa 1976: UA, 92-81 at Tuscaloosa UA, 65-61 at Starkville 1977: UA, 65-63 at Starkville UA, 73-69 at Tuscaloosa 1978: UA, 76-59 at Tuscaloosa MSU, 69-60 at Starkville 1979: UA, 87-65 at Tuscaloosa UA, 68-67 at Starkville 1980: MSU, 80-66 at Starkville UA, 80-68 at Tuscaloosa UA, 76-75 at Birmingham* 1981: UA, 80-69 at Starkville UA, 91-79 at Tuscaloosa 1982: UA, 71-53 at Starkville UA, 66-63 at Tuscaloosa 1983: MSU, 78-69 at Starkville UA, 83-58 at Tuscaloosa UA, 51-50 at Birmingham* 1984: UA, 74-57 at Tuscaloosa MSU, 74-70 at Starkville 1985: MSU, 71-67 at Tuscaloosa</p>	<p>MSU, 48-46 at Starkville UA, 42-31 at Birmingham* 1986: UA, 71-62 at Starkville UA, 72-54 at Tuscaloosa UA, 77-65 at Lexington* 1987: UA, 64-49 at Tuscaloosa UA, 76-55 at Starkville 1988: MSU, 59-56 at Starkville UA, 61-48 at Tuscaloosa 1989: UA, 97-80 at Tuscaloosa MSU, 61-57 at Starkville 1990: UA, 62-57 at Starkville MSU, 86-74 at Tuscaloosa UA, 59-44 at Orlando* 1991: MSU, 68-59 at Starkville UA, 97-72 at Tuscaloosa 1992: UA, 78-64 at Starkville UA, 79-69 at Tuscaloosa 1993: MSU, 66-53 at Starkville UA, 92-80 at Tuscaloosa 1994: UA, 70-69 at Tuscaloosa UA, 60-49 at Starkville 1995: UA, 68-64 at Tuscaloosa MSU, 71-67 at Starkville 1996: UA, 56-55 at Starkville MSU, 73-65 at Tuscaloosa 1997: MSU, 64-51 at Starkville UA, 78-49 at Tuscaloosa 1998: MSU, 56-52 at Tuscaloosa UA, 85-70 at Starkville 1999: MSU, 55-50 at Tuscaloosa MSU, 79-50 at Starkville 2000: UA, 77-74 at Tuscaloosa MSU, 92-70 at Starkville 2001: UA, 72-59 at Tuscaloosa MSU, 84-70 at Starkville 2002: UA, 85-73 at Tuscaloosa MSU, 76-62 at Starkville MSU, 61-58 at Atlanta, Ga.* 2003: UA, 68-62 at Tuscaloosa MSU, 59-55 at Starkville 2004: UA, 77-73 at Starkville MSU, 82-81 at Tuscaloosa 2005: UA, 98-49 at Tuscaloosa UA, 68-63 at Starkville 2006: UA, 65-59 at Tuscaloosa MSU, 71-58 at Starkville 2007: UA, 80-79 at Tuscaloosa MSU, 91-67 at Starkville 2008: MSU, 66-56 at Tuscaloosa MSU, 73-66 at Starkville MSU, 69-67 at Atlanta, Ga.* 2009: MSU, 83-74 at Starkville UA, 87-85 at Tuscaloosa 2010: UA, 62-57 at Tuscaloosa MSU, 74-66 at Starkville 2011: UA, 75-57 at Starkville UA, 75-61 at Tuscaloosa 2012: MSU, 56-52 at Starkville UA, 67-50 at Tuscaloosa</p>
---	--	--

*At Starkville: MSU leads, 56-35
 At Tuscaloosa: UA leads, 74-14
 At Neutral Sites: UA leads, 6-3*



SEC SERIES SCORES

ARKANSAS (25-28)

1952:	MSU, 79-39	at Starkville
1953:	UA, 102-71	at Fayetteville
1965:	UA, 84-69	at Jackson, MS
1966:	UA, 69-61	at Little Rock
1970:	MSU, 76-74	ot at Memphis #
1971:	MSU, 69-67	at Fayetteville
1972:	MSU, 78-75	at Starkville
1975:	UA, 75-72	at Starkville
1978:	UA, 94-61	at Little Rock
1992:	UA, 99-78	at Fayetteville
	UA, 84-76	at Starkville
1993:	MSU, 80-76	ot at Starkville
	UA, 115-58	at Fayetteville
1994:	MSU, 72-71	at Starkville
	UA, 80-62	at Fayetteville
1995:	UA, 79-74	at Fayetteville
	MSU, 83-62	at Starkville
1996:	UA, 80-68	at Fayetteville
	MSU, 78-63	at Starkville
1997:	UA, 98-64	at Fayetteville
	MSU, 93-77	at Starkville
1998:	UA, 83-70	at Fayetteville
	UA, 76-73	at Starkville
1999:	UA, 61-59	at Starkville
	UA, 82-62	at Fayetteville
	UA, 84-79	ot at Atlanta, Ga.*
2000:	UA, 83-73	at Fayetteville
	UA, 87-81	at Starkville
2001:	MSU, 87-73	at Starkville
	UA, 83-72	at Fayetteville
2002:	UA, 75-64	at Fayetteville
	MSU, 89-83	at Starkville
2003:	MSU, 84-54	at Starkville
	UA, 53-51	at Fayetteville
2004:	MSU, 80-62	at Starkville
	MSU, 77-70	at Fayetteville
2005:	MSU, 80-55	at Starkville
	MSU, 57-55	at Fayetteville
2006:	MSU, 69-67	at Starkville
	UA, 80-70	at Fayetteville
2007:	MSU, 84-60	at Starkville
	UA, 67-58	at Fayetteville
	UA, 81-72	at Atlanta, Ga.*
2008:	UA, 78-58	at Fayetteville
	MSU, 80-74	at Starkville
2009:	MSU, 70-56	at Fayetteville
	MSU, 86-77	at Starkville
2010:	MSU, 82-80	at Starkville
	UA, 67-62	at Fayetteville
2011:	MSU, 67-56	at Starkville
	MSU, 88-78	at Fayetteville
2012:	UA, 98-88	at Fayetteville
	MSU, 79-59	at Starkville

- Liberty Bowl Classic

At Starkville: MSU leads, 19-5

At Fayetteville: UA leads, 18-5

At Neutral Sites: UA leads, 5-1

AUBURN (65-72)

1915:	MSU, 44-16	at Starkville
	MSU, 32-11	at Starkville

	AU, 19-18	at Auburn		MSU, 73-66	at Starkville	
	AU, 21-17	at Auburn		1980:	AU, 77-67	at Auburn
1927:	MSU, 34-31	at Auburn		MSU, 76-72	at Starkville	
	AU, 27-24	at Auburn		1981:	MSU, 69-61	at Starkville
1928:	AU, 42-34	at Atlanta, Ga.!		AU, 66-55	at Auburn	
1941:	MSU, 48-44	at Auburn		1982:	AU, 62-49	at Auburn
1942:	AU, 39-29	at Starkville		MSU, 59-45	at Starkville	
	MSU, 41-40	at Starkville		AU, 38-36	ot at Lexington *	
1943:	MSU, 41-35	at Starkville		1983:	AU, 77-66	at Auburn
	MSU, 36-26	at Starkville		MSU, 69-53	at Starkville	
	MSU, 38-37	at Auburn		1984:	AU, 73-55	at Starkville
	MSU, 44-40	at Auburn		AU, 68-53	at Auburn	
1946:	AU, 55-47	at Auburn		1985:	AU, 62-53	at Auburn
	AU, 37-26	at Auburn		MSU, 82-65	at Starkville	
	AU, 40-30	at Starkville		1986:	AU, 72-56	at Starkville
	MSU, 39-31	at Starkville		AU, 69-64	at Auburn	
1947:	MSU, 61-35	at Starkville		MSU, 65-63	at Lexington *	
1948:	MSU, 49-35	at Auburn		1987:	AU, 66-52	at Starkville
1949:	MSU, 54-53	at Auburn		AU, 59-45	at Auburn	
	MSU, 47-43	at Starkville		1988:	AU, 65-57	at Auburn
1950:	AU, 65-64	at Starkville		AU, 77-61	at Starkville	
	AU, 65-60	at Auburn		1989:	MSU, 69-56	at Starkville
1951:	AU, 92-85	at Auburn		AU, 70-68	at Auburn	
1952:	AU, 68-61	at Starkville		1990:	AU, 93-71	at Auburn
1953:	AU, 82-60	at Auburn		AU, 77-74	at Starkville	
1954:	AU, 76-75	at Birmingham		1991:	MSU, 84-64	at Auburn
	MSU, 79-74	at Starkville		MSU, 94-76	at Starkville	
1955:	AU, 79-58	at Auburn		1992:	MSU, 75-72	at Auburn
1956:	AU, 81-68	at Starkville		MSU, 77-70	at Starkville	
1957:	AU, 86-66	at Auburn		1993:	MSU, 77-71	at Starkville
1958:	MSU, 52-37	at Birmingham #		AU, 83-77	at Auburn	
	MSU, 70-42	at Starkville		1994:	MSU, 91-86	ot at Auburn
1959:	AU, 97-66	at Auburn		AU, 76-65	at Starkville	
1960:	AU, 64-48	at Starkville		1995:	AU, 70-69	at Starkville
1961:	MSU, 56-48	at Auburn		AU, 76-69	at Auburn	
1962:	MSU, 51-48	at Starkville		1996:	MSU, 78-75	ot at Auburn
1963:	MSU, 62-53	at Auburn		MSU, 67-51	at Starkville	
1964:	AU, 64-63	ot at Starkville		MSU, 69-58	at New Orleans*	
1965:	AU, 71-70	at Starkville		1997:	AU, 81-68	at Auburn
1966:	MSU, 83-72	at Auburn		AU, 68-64	at Starkville	
1967:	MSU, 59-54	ot at Starkville		1998:	AU, 69-66	at Starkville
	AU, 68-57	at Auburn		AU, 68-66	ot at Auburn	
1968:	MSU, 66-62	at Auburn		1999:	AU, 64-54	at Auburn
	AU, 74-72	at Starkville		AU, 76-73	at Starkville	
1969:	MSU, 65-59	at Starkville		2000:	AU, 51-45	at Starkville
	AU, 87-68	at Auburn		AU, 73-57	at Auburn	
1970:	AU, 94-66	at Auburn		2001:	AU, 60-56	at Auburn
	AU, 71-69	ot at Starkville		MSU, 85-7	at Starkville	
1971:	AU, 73-70	at Starkville		2002:	MSU, 72-64	at Auburn
	AU, 92-68	at Auburn		MSU, 89-53	at Starkville	
1972:	AU, 85-75	at Auburn		2003:	MSU, 63-46	at Auburn
	MSU, 62-60	at Starkville		MSU, 67-45	at Starkville	
1973:	AU, 82-77	at Auburn		2004:	MSU, 73-68	at Auburn
	MSU, 94-87	at Starkville		MSU, 105-91	at Starkville	
1974:	AU, 87-81	at Starkville		2005:	MSU, 90-53	at Starkville
	MSU, 67-60	at Auburn		AU, 90-76	at Auburn	
1975:	AU, 98-89	at Auburn		2006:	MSU, 71-53	at Starkville
	AU, 78-74	at Starkville		AU, 75-71	at Auburn	
1976:	AU, 75-70	at Auburn		2007:	MSU, 87-76	at Starkville
	MSU, 75-74	at Starkville		MSU, 91-83	at Auburn	
1977:	MSU, 81-79	at Auburn		2008:	MSU, 83-64	at Auburn
	MSU, 89-75	at Starkville		MSU 89-78	at Starkville	
1978:	AU, 85-74	at Auburn		2009:	AU, 91-76	at Auburn
	MSU, 83-82	ot at Starkville		AU, 76-58	at Starkville	
1979:	MSU, 74-72	at Auburn		2010:	MSU, 85-75	ot at Starkville

SEC SERIES SCORES



AU, 89-80	at Auburn	•	1977: UF, 97-75	at Gainesville	•	1949: UG, 70-40	at Athens
2011: MSU, 85-66	at Starkville	•	UF, 79-72	at Starkville	•	1950: MSU, 51-40	at Starkville
AU, 65-62	at Auburn	•	1978: MSU, 78-74	at Gainesville	•	1951: UG, 57-49	at Athens
2012: MSU, 91-88	at Starkville	•	MSU, 70-51	at Starkville	•	1952: MSU, 83-55	at Starkville
AU, 65-55	at Auburn	•	1979: UF, 77-75	at Gainesville	•	1953: UG, 75-63	at Athens
		•	MSU, 80-64	at Starkville	•	1954: MSU, 75-60	at Starkville
		•	1980: MSU, 90-72	at Gainesville	•	1955: UG, 90-75	at Athens
		•	MSU, 90-73	at Starkville	•	1956: MSU, 83-71	at Starkville
		•	1981: MSU, 89-68	at Starkville	•	1957: MSU, 86-73	at Athens
		•	UF, 81-71	at Gainesville	•	1958: MSU, 92-77	at Starkville
		•	1982: UF, 70-62	at Gainesville	•	1959: MSU, 76-56	at Athens
		•	MSU, 65-56	at Starkville	•	1960: UG, 67-62	at Starkville
		•	1983: MSU, 62-60	at Gainesville	•	1961: MSU, 99-77	at Athens
		•	MSU, 73-62	at Starkville	•	1962: MSU, 83-74	at Starkville
		•	1984: UF, 56-55	at Starkville	•	1963: MSU, 86-75	at Athens
		•	UF, 60-59	at Gainesville	•	1964: UG, 73-61	at Starkville
		•	1985: UF, 72-57	at Gainesville	•	1965: MSU, 79-74	at Starkville
		•	UF, 69-63	at Starkville	•	UG, 82-62	at Athens
		•	1986: UF, 73-64	at Starkville	•	1966: MSU, 58-54	at Starkville
		•	UF, 76-58	at Gainesville	•	UG, 83-71	at Athens
		•	1987: UF, 100-56	at Gainesville	•	1967: MSU, 93-71	at Athens
		•	UF, 84-56	at Starkville	•	MSU, 92-63	at Starkville
		•	1988: UF, 55-45	at Starkville	•	1968: UG, 72-69	at Athens
		•	UF, 69-52	at Gainesville	•	UG, 81-77	at Starkville
		•	1989: UF, 81-57	at Gainesville	•	1969: MSU, 73-71	at Athens
		•	UF, 78-69	at Starkville	•	UG, 95-80	at Starkville
		•	1990: MSU, 98-73	at Starkville	•	1970: UG, 79-76	at Starkville
		•	MSU, 79-54	at Gainesville	•	MSU, 86-77	at Athens
		•	1991: UF, 85-82	at Gainesville	•	1971: MSU, 67-66	at Athens
		•	MSU, 81-67	at Starkville	•	MSU, 62-57	at Starkville
		•	1992: UF, 87-66	at Gainesville	•	1972: MSU, 62-58	at Starkville
		•	1993: MSU, 78-71	at Starkville	•	UG, 87-82	at Athens
		•	1994: UF, 84-75	at Gainesville	•	1973: MSU, 90-84	at Athens
		•	1995: MSU, 70-47	at Starkville	•	MSU, 72-68	at Starkville
		•	UF, 80-64	at Atlanta, Ga.*	•	1974: MSU, 76-56	at Athens
		•	1996: MSU, 69-66	at Gainesville	•	MSU, 84-69	at Starkville
		•	1997: UF, 72-69	at Starkville	•	1975: UG, 67-65	at Starkville
		•	1998: UF, 82-78	at Gainesville	•	MSU, 77-71	at Athens
		•	1999: MSU, 66-63	at Starkville	•	1976: UG, 85-73	at Athens
		•	2000: UF, 88-58	at Gainesville	•	MSU, 90-79	at Starkville
		•	2001: UF, 81-80	at Starkville	•	1977: UG, 82-73	at Athens
		•	2002: UF, 76-48	at Gainesville	•	MSU, 98-69	at Starkville
		•	MSU, 62-52	at Atlanta, Ga.*	•	1978: MSU, 57-44	at Athens
		•	2003: UF, 74-66	at Starkville	•	MSU, 68-45	at Starkville
		•	2004: MSU, 79-68	at Gainesville	•	1979: UG, 69-67	at Athens
		•	2005: MSU, 71-57	at Starkville	•	MSU, 86-62	at Starkville
		•	UF, 80-64	at Atlanta, Ga.*	•	UG, 75-72	at Birmingham *
		•	2006: UF, 75-60	at Gainesville	•	1980: MSU, 88-75	at Starkville
		•	2007: UF, 70-67	at Starkville	•	MSU, 62-56	at Athens
		•	2008: MSU, 68-59	at Gainesville	•	1981: UG, 66-64	at Athens
		•	2009: MSU, 80-71	at Starkville	•	UG, 68-65	at Starkville
		•	2010: UF, 69-62	at Gainesville	•	1982: UG, 26-20	at Starkville
		•	MSU, 75-69	at Nashville *	•	UG, 71-49	at Athens
		•	2011: MSU, 71-64	at Starkville	•	1983: UG, 75-59	at Athens
		•	2012: UF, 69-57	at Gainesville	•	MSU, 73-64	at Starkville
		•			•	1984: UG, 54-52	at Starkville
		•			•	UG, 69-45	at Athens
		•			•	UG, 52-49	at Nashville *
		•			•	1985: MSU, 65-64	at Starkville
		•			•	UG, 79-74	at Athens
		•			•	1986: UG, 72-55	at Athens
		•			•	UG, 62-61	at Starkville
		•			•	1987: UG, 48-41	at Athens
		•			•	MSU, 64-63	at Starkville
		•			•	1988: MSU, 80-72	at Starkville

- Birmingham Classic
At Starkville: MSU leads, 40-25
At Auburn: AU leads, 44-22
At Neutral Sites: Tied, 3-3

FLORIDA (49-58)

1936: MSU, 53-31	at Starkville
MSU, 36-22	at Starkville
1937: MSU, 27-25	at Gainesville
MSU, 33-16	at Gainesville
1941: UF, 53-30	at Starkville
1942: UF, 48-47	at Gainesville
MSU, 48-31	at Gainesville
1943: MSU, 43-36	at Starkville
MSU, 33-29	at Starkville
1947: MSU, 55-24	at Starkville
1948: UF, 53-47	at Gainesville
1949: UF, 40-37	at Starkville
1950: UF, 63-4	at Starkville
1951: UF, 68-64	at Gainesville
1952: MSU, 72-58	at Starkville
1953: UF, 79-75	at Gainesville
1954: MSU, 70-66	at Starkville
1955: UF, 77-66	at Gainesville
1956: MSU, 84-74	at Starkville
1957: UF, 89-80	at Gainesville
1958: MSU, 90-78	at Starkville
1959: MSU, 105-68	at Gainesville
1960: MSU, 81-75	at Starkville
1961: UF, 59-57	at Gainesville
1962: MSU, 67-45	at Starkville
1963: UF, 73-52	at Gainesville
1964: MSU, 68-61	at Starkville
1965: UF, 74-59	at Starkville
UF, 68-51	at Gainesville
1966: MSU, 76-68	at Starkville
UF, 78-74	at Gainesville
1967: UF, 63-54	at Gainesville
UF, 59-54	at Starkville
1968: MSU, 66-65	at Jacksonvill
MSU, 56-55	at Starkville
MSU, 71-67	at Gainesville
1969: UF, 70-64	at Gainesville
UF, 96-79	at Starkville
1970: MSU, 79-77	at Starkville
UF, 87-70	at Gainesville
1971: MSU, 72-58	at Gainesville
MSU, 70-65	at Starkville
1972: MSU, 69-68	at Starkville
UF, 88-80	at Gainesville
1973: UF, 66-64	at Gainesville
MSU, 81-75	at Starkville
1974: MSU, 91-70	at Starkville
UF, 78-75	at Gainesville
1975: UF, 94-82	at Gainesville
UF, 107-104	at Starkville
2017: UF, 90-78	at Gainesville
UF, 78-71	at Starkville

GEORGIA (52-52)

1932: UG, 48-26	at Atlanta, Ga.!
1946: UG, 45-44	at Louisville, Ky.*

SEC SERIES SCORES



1935: LSU, 67-31 at Baton Rouge	•	1964: LSU, 87-71 at Baton Rouge	•	1996: MSU, 77-64 at Baton Rouge	•
LSU, 46-39 at Baton Rouge	•	LSU, 63-60 at Starkville	•	MSU, 88-77 at Starkville	•
1936: MSU, 49-38 at Starkville	•	1965: MSU, 76-74 at Starkville	•	1997: MSU, 69-66 at Starkville	•
LSU, 32-30 at Starkville	•	LSU, 94-75 at Baton Rouge	•	MSU, 68-60 at Baton Rouge	•
LSU, 43-37 at Baton Rouge	•	1966: MSU, 74-71 at Baton Rouge	•	1998: MSU, 85-48 at Starkville	•
LSU, 45-40 at Baton Rouge	•	MSU, 66-61 at Starkville	•	MSU, 63-62 at Baton Rouge	•
1937: MSU, 53-36 at Starkville	•	1967: MSU, 98-84 at Starkville	•	1999: MSU, 55-53 at Starkville	•
LSU, 42-41 at Baton Rouge	•	MSU, 66-64 at Baton Rouge	•	LSU, 74-63 at Baton Rouge	•
MSU, 39-38 at Baton Rouge	•	1968: LSU, 111-87 at Baton Rouge	•	2000: MSU, 68-66 at Starkville	•
1938: LSU, 38-33 at Baton Rouge	•	LSU, 94-83 at Starkville	•	LSU, 71-66 at Baton Rouge	•
LSU, 31-22 at Baton Rouge	•	1969: LSU, 95-71 at Baton Rouge	•	2001: LSU, 82-73 at Starkville	•
LSU, 66-44 at Starkville	•	LSU, 99-89 at Baton Rouge	•	MSU, 55-48 at Baton Rouge	•
MSU, 63-46 at Baton Rouge	•	1970: LSU, 109-91 at Baton Rouge	•	2002: MSU, 84-61 at Starkville	•
1939: LSU, 48-32 at Starkville	•	LSU, 97-87 at Starkville	•	LSU, 68-65 at Baton Rouge	•
MSU, 31-29 at Starkville	•	1971: LSU, 90-71 at Baton Rouge	•	MSU, 57-51 at Atlanta, Ga.*	•
LSU, 47-45 at Baton Rouge	•	MSU, 78-70 at Starkville	•	2003: LSU, 85-72 at Baton Rouge	•
LSU, 54-33 at Baton Rouge	•	1972: LSU, 62-60 at Baton Rouge	•	MSU, 67-64 at Starkville	•
1940: MSU, 49-37 at Starkville	•	MSU, 89-71 at Starkville	•	MSU, 76-61 at New Orleans *	•
LSU, 55-42 at Baton Rouge	•	1973: LSU, 84-78 at Starkville	•	2004: MSU, 64-54 at Baton Rouge	•
1941: MSU, 35-26 at Starkville	•	LSU, 94-82 at Baton Rouge	•	MSU, 84-58 at Starkville	•
LSU, 39-37 at Baton Rouge	•	1974: MSU, 89-75 at Starkville	•	2005: LSU, 69-62 at Baton Rouge	•
1942: MSU, 43-41 at Starkville	•	MSU, 87-84 at Baton Rouge	•	LSU, 80-72 at Starkville	•
LSU, 51-40 at Baton Rouge	•	1975: MSU, 93-84 at Baton Rouge	•	2006: LSU, 71-57 at Starkville	•
1943: MSU, 48-40 at Starkville	•	MSU, 79-71 at Starkville	•	LSU, 72-59 at Baton Rouge	•
LSU, 61-40 at Baton Rouge	•	1976: MSU, 90-83 at Starkville	•	2007: MSU, 85-78 at Starkville	•
1945: MSU, 47-39 at Starkville	•	LSU, 80-69 at Baton Rouge	•	MSU, 56-50 at Baton Rouge	•
LSU, 62-27 at Baton Rouge	•	1977: MSU, 80-77 at Starkville	•	2008: MSU, 61-39 at Baton Rouge	•
1946: LSU, 54-30 at Starkville	•	LSU, 71-66 at Baton Rouge	•	MSU 84-75 at Starkville	•
LSU, 73-31 at Baton Rouge	•	1978: MSU, 84-82 at Starkville	•	2009: LSU, 81-57 at Baton Rouge	•
1947: LSU, 61-57 at Starkville	•	MSU, 68-67 at Baton Rouge	•	LSU, 97-94 at Baton Rouge	•
LSU, 64-49 at Baton Rouge	•	1979: LSU, 52-48 at Starkville	•	MSU, 67-57 at Tampa, Fla.*	•
1948: MSU, 53-49 at Starkville	•	MSU, 65-57 at Baton Rouge	•	2010: MSU, 67-51 at Starkville	•
LSU, 65-40 at Baton Rouge	•	1980: LSU, 80-58 at Baton Rouge	•	MSU, 60-59 at Baton Rouge	•
1949: LSU, 64-40 at Baton Rouge	•	LSU, 75-63 at Starkville	•	2011: MSU, 58-57 at Baton Rouge	•
MSU, 48-42 at Starkville	•	1981: LSU, 81-69 at Starkville	•	LSU, 84-82 at Starkville	•
1950: MSU, 48-41 at Starkville	•	LSU, 94-89 at Baton Rouge	•	2012: MSU, 76-71 at Starkville	•
LSU, 68-58 at Baton Rouge	•	1982: LSU, 78-56 at Baton Rouge	•	LSU, 69-67 at Baton Rouge	•
1951: MSU, 94-69 at Starkville	•	LSU, 57-43 at Starkville	•		•
LSU, 76-61 at Baton Rouge	•	1983: MSU, 80-65 at Starkville	•	# - Sugar Bowl Tournament	
1952: MSU, 59-54 at Starkville	•	LSU, 86-73 at Baton Rouge	•	At Starkville: MSU leads, 58-37	
LSU, 103-78 at Baton Rouge	•	1984: LSU, 80-64 at Baton Rouge	•	At Baton Rouge: LSU leads, 65-35	
LSU, 77-44 at Louisville, Ky.*	•	LSU, 85-70 at Starkville	•	At Neutral Sites: MSU leads, 4-3	
1953: LSU, 75-55 at Starkville	•	1985: MSU, 83-69 at Starkville	•		
LSU, 82-47 at Baton Rouge	•	LSU, 80-65 at Baton Rouge	•	MISSOURI (1-2)	
1954: LSU, 65-54 at Baton Rouge	•	1986: LSU, 90-84 at Baton Rouge	•		
LSU, 61-57 at Starkville	•	LSU, 68-62 at Starkville	•	1975: MU, 102-78 at Columbia #	
1955: LSU, 67-63 at Starkville	•	1987: LSU, 52-50 at Starkville	•	2007: MU, 83-75 at Columbia	
MSU, 84-80 at Baton Rouge	•	LSU, 55-46 at Baton Rouge	•	2008: MSU, 87-75 at Starkville	
1956: MSU, 87-78 at Baton Rouge	•	LSU, 68-54 at Atlanta *	•		
LSU, 79-71 at Starkville	•	1988: MSU, 49-47 at Baton Rouge	•	# - Show Me Classic	
1957: MSU, 81-72 at Starkville	•	MSU, 62-60 at Starkville	•	At Starkville: MSU leads, 1-0	
MSU, 94-76 at Baton Rouge	•	1989: MSU, 87-84 at Baton Rouge	•	At Columbia MU leads, 2-0	
1958: MSU, 71-54 at Baton Rouge	•	MSU, 96-79 at Starkville	•		
MSU, 95-72 at Starkville	•	1990: MSU, 87-80 at Baton Rouge	•	OLE MISS (139-106)	
1959: MSU, 78-71 at Starkville	•	LSU, 86-68 at Baton Rouge	•		
MSU, 75-67 at Baton Rouge	•	1991: MSU, 82-79 at Baton Rouge	•	1914: MSU, 68-15 at Starkville	
1960: MSU, 71-60 at Baton Rouge	•	MSU, 76-73 at Starkville	•	MSU, 84-18 at Starkville	
LSU, 69-64 at Starkville	•	1992: LSU, 83-70 at Starkville	•	MSU, 12-10 at Oxford	
1961: MSU, 77-61 at Starkville	•	LSU, 89-80 at Baton Rouge	•	MSU, 20-8 at Oxford	
MSU, 56-54 at Baton Rouge	•	1993: LSU, 84-76 at Baton Rouge	•	1916: MSU, 28-9 at Oxford	
1962: MSU, 73-51 at New Orleans #	•	LSU, 92-66 at Baton Rouge	•	MSU, 33-20 at Oxford	
MSU, 87-66 at Baton Rouge	•	1994: MSU, 66-52 at Baton Rouge	•	1917: MSU, 35-20 at Starkville	
MSU, 58-48 at Starkville	•	MSU, 86-66 at Starkville	•	MSU, 42-24 at Starkville	
1963: MSU, 73-66 at Starkville	•	1995: MSU, 73-60 at Starkville	•	MSU, 42-25 at Oxford	
MSU, 99-64 at Baton Rouge	•	MSU, 67-61 at Baton Rouge	•	UM, 29-15 at Oxford	



SEC SERIES SCORES

1919: MSU, 32-23	at Oxford	MSU, 58-45	at Jackson, MS	1961: MSU, 63-40	at Starkville
MSU, 52-14	at Oxford	MSU, 43-41	at Starkville	UM, 74-70	at Oxford
1920: UM, 23-10	at Oxford	UM, 45-44	at Starkville	1962: MSU, 61-57	at Oxford
MSU, 21-15	at Oxford	UM, 70-38	at Oxford	MSU, 63-58	at Starkville
MSU, 49-13	at Starkville	UM, 59-45	at Oxford	1963: MSU, 78-64	at Starkville
MSU, 30-12	at Starkville	1939: UM, 40-39	at Meridian, MS	MSU, 75-72	at Oxford
1921: MSU, 33-12	at Starkville	MSU, 37-33	at Jackson, MS	1964: UM, 77-75	at Oxford
MSU, 34-20	at Starkville	UM, 44-43	at Oxford	UM, 78-61	at Starkville
UM, 17-13	at Oxford	UM, 33-30	at Oxford	1965: MSU, 101-72	at Starkville
UM, 23-13	at Oxford	MSU, 39-36	at Starkville	MSU, 78-77	ot at Oxford
1922: MSU, 30-27	at Oxford	MSU, 51-27	at Starkville	1966: MSU, 90-74	at Oxford
MSU, 27-24	at Oxford	1940: MSU, 50-46	at Vicksburg, MS	MSU, 96-76	at Starkville
UM, 27-25	at Starkville	MSU, 47-35	at Starkville	1967: UM, 71-70	at Starkville
MSU, 48-17	at Starkville	UM, 64-51	at Oxford	UM, 58-57	at Oxford
1923: MSU, 29-14	at Starkville	1941: UM, 35-30	at Oxford	1968: UM, 63-53	at Oxford
MSU, 23-18	at Starkville	MSU, 30-23	at Starkville	MSU, 88-79	at Starkville
MSU, 28-26	at Oxford	UM, 41-40	at Oxford	1969: UM, 67-60	at Oxford
UM, 30-27	at Oxford	MSU, 33-20	at Starkville	MSU, 64-60	at Starkville
MSU, 33-26	at Atlanta +	1942: UM, 33-31	at Starkville	1970: UM, 58-57	at Starkville
1924: UM, 29-27	at Oxford	MSU, 52-37	at Oxford	UM, 57-55	at Oxford
MSU, 47-42	at Starkville	MSU, 37-30	at Starkville	1971: UM, 83-74	at Oxford
1925: MSU, 34-30	at Starkville	MSU, 42-34	at Oxford	MSU, 75-67	at Starkville
MSU, 38-28	at Oxford	1943: UM, 52-51	at Oxford	1972: UM, 68-66	at Starkville
1926: UM, 33-20	at Oxford	MSU, 54-43	at Oxford	UM, 65-64	at Oxford
1927: MSU, 36-22	at Starkville	MSU, 51-39	at Starkville	1973: UM, 74-61	at Starkville
MSU, 30-24	at Starkville	MSU, 46-45	at Starkville	UM, 83-64	at Oxford
UM, 31-28	at Oxford	1945: MSU, 44-37	at Starkville	1974: UM, 72-67	at Oxford
UM, 26-19	at Oxford	UM, 61-24	at Starkville	MSU, 75-69	ot at Starkville
1928: MSU, 38-30	at Oxford	UM, 41-36	at Oxford	1975: MSU, 100-80	at Starkville
MSU, 29-27	at Oxford	UM, 45-32	at Oxford	MSU, 84-78	at Oxford
MSU, 45-34	at Starkville	1946: UM, 58-44	at Oxford	1976: MSU, 65-54	at Starkville
MSU, 40-36	at Starkville	UM, 45-40	at Oxford	MSU, 76-66	at Oxford
1929: MSU, 32-30	at Starkville	MSU, 50-43	at Starkville	1977: MSU, 85-49	at Starkville
MSU, 28-26	at Starkville	MSU, 54-34	at Starkville	UM, 82-67	at Oxford
UM, 37-21	at Oxford	1947: MSU, 53-31	at Starkville	1978: MSU, 73-48	at Starkville
UM, 41-27	at Oxford	UM, 59-49	at Oxford	UM, 61-60	at Oxford
1930: UM, 30-26	at Greenwood, MS	1948: MSU, 47-43	at Starkville	1979: MSU, 101-92	ot at Starkville
UM, 23-19	at Greenwood, MS	MSU, 45-42	at Starkville	MSU, 68-64	at Oxford
UM, 38-31	at Oxford	UM, 59-37	at Oxford	1980: UM, 75-64	at Oxford
MSU, 28-27	at Oxford	UM, 63-46	at Oxford	UM, 73-66	at Starkville
1932: UM, 37-19	at Oxford	1949: UM, 69-61	at Oxford	1981: UM, 59-52	ot at Starkville
UM, 31-25	at Oxford	UM, 52-51	at Starkville	UM, 72-61	at Oxford
UM, 35-25	at Starkville	1950: MSU, 64-60	at Starkville	1982: UM, 54-30	at Oxford
UM, 38-26	at Starkville	UM, 62-45	at Oxford	UM, 47-33	at Starkville
1933: MSU, 40-36	at Starkville	1951: MSU, 71-67	at Starkville	1983: UM, 67-61	at Starkville
MSU, 32-25	at Starkville	UM, 95-60	at Oxford	UM, 69-67	ot at Oxford
UM, 50-49	at Oxford	1952: UM, 77-62	at Oxford	1984: MSU, 64-56	at Oxford
UM, 41-27	at Oxford	UM, 73-61	at Starkville	MSU, 70-51	at Starkville
1934: MSU, 41-25	at Starkville	1953: MSU, 73-60	at Starkville	1985: MSU, 61-44	at Starkville
UM, 29-22	at Starkville	UM, 62-46	at Oxford	UM, 53-50	at Oxford
MSU, 29-24	at Oxford	1954: UM, 63-53	at Oxford	1986: UM, 57-56	at Oxford
UM, 36-35	at Oxford	MSU, 65-59	at Starkville	MSU, 48-43	at Starkville
1935: MSU, 55-37	at Starkville	1955: UM, 66-58	at Starkville	1987: MSU, 63-62	at Starkville
MSU, 61-31	at Starkville	MSU, 60-56	at Oxford	UM, 79-65	at Oxford
UM, 35-33	at Oxford	1956: MSU, 100-79	at Oxford	1988: UM, 61-52	at Oxford
UM, 40-38	at Oxford	MSU, 82-74	at Starkville	MSU, 67-57	at Starkville
1936: UM, 48-42	at Starkville	1957: MSU, 82-72	at Starkville	1989: UM, 75-65	at Oxford
MSU, 39-38	at Starkville	MSU, 81-73	at Oxford	MSU, 74-69	at Starkville
MSU, 51-43	at Oxford	1958: MSU, 66-53	at Starkville #	1990: MSU, 104-102	ot at Starkville
MSU, 41-32	at Oxford	UM, 67-62	at Oxford	UM, 75-67	at Oxford
1937: UM, 40-36	at Starkville	MSU, 91-60	at Starkville	1991: MSU, 84-80	ot at Starkville
MSU, 43-34	at Starkville	1959: MSU, 87-58	at Starkville	MSU, 84-77	at Oxford
UM, 36-34	at Oxford	MSU, 23-16	at Oxford	1992: MSU, 84-72	at Starkville
UM, 50-42	at Oxford	1960: UM, 67-60	at Oxford	UM, 86-78	at Oxford
1938: UM, 49-37	at Meridian, MS	MSU, 72-54	at Starkville	1993: UM, 69-53	at Oxford

SEC SERIES SCORES



UM, 56-53	at Starkville	•	2007: USC, 66-63	at Starkville	•	1972: UT, 82-49	at Knoxville
1994: MSU, 81-69	at Oxford	•	2008: MSU, 61-56	at Columbia	•	UT, 71-61	at Starkville
MSU, 72-52	at Starkville	•	2009: MSU, 75-70	at Starkville	•	1973: UT, 86-67	at Starkville
1995: MSU, 94-52	at Starkville	•	MSU, 82-68	at Tampa, Fla.*	•	UT, 93-76	at Knoxville
MSU, 46-42	at Oxford	•	2010: MSU, 76-63	at Columbia	•	1974: UT, 70-61	at Knoxville
1996: MSU, 53-47	at Starkville	•	2011: MSU, 60-58	at Starkville	•	MSU, 62-58	at Starkville
UM, 71-64	at Oxford	•	2012: MSU, 69-67	at Columbia	•	1975: UT, 97-87	at Starkville
1997: MSU, 75-64	at Starkville	•			•	UT, 109-83	at Knoxville
UM, 84-61	at Oxford	•	At Starkville: MSU leads, 8-2		•	1976: UT, 75-66	at Knoxville
1998: UM, 81-77	2ot at Oxford	•	At Columbia: MSU leads, 7-4		•	UT, 78-76	at Starkville
UM, 82-78	at Starkville	•	At Neutral Sites: USC leads, 2-1		•	1977: UT, 68-59	at Knoxville
1999: UM, 81-68	at Oxford	•			•	UT, 76-68	at Starkville
MSU, 72-69	at Starkville	•	TENNESSEE (41-75)		•	1978: MSU, 70-68	at Knoxville
2000: MSU, 61-59	at Oxford	•			•	MSU, 62-60	at Starkville
MSU, 80-67	at Starkville	•	1924: UT, 20-17	at Knoxville	•	1979: MSU, 72-62	at Knoxville
2001: MSU, 79-69	at Starkville	•	MSU, 48-26	at Starkville	•	MSU, 90-84	2ot at Starkville
UM, 51-48	at Oxford	•	MSU, 33-18	at Atlanta +	•	1980: UT, 70-61	at Starkville
2002: UM, 66-59	at Oxford	•	1938: MSU, 35-31	at Knoxville	•	UT, 85-73	at Knoxville
MSU, 61-59	at Starkville	•	MSU, 34-31	at Starkville	•	1981: UT, 81-57	at Knoxville
2003: MSU, 58-57	at Oxford	•	UT, 41-34	at Baton Rouge *	•	UT, 73-70	at Starkville
MSU, 68-64	ot at Starkville	•	1939: MSU, 24-23	at Starkville	•	1982: UT, 54-44	at Starkville
MSU, 73-64	at New Orleans*	•	UT, 42-30	at Knoxville	•	UT, 50-48	at Knoxville
2004: MSU, 61-54	at Oxford	•	1941: UT, 37-28	at Knoxville	•	1983: MSU, 75-74	ot at Knoxville
MSU, 80-56	at Starkville	•	UT, 35-29	at Louisville, Ky.*	•	MSU, 75-66	at Starkville
2005: MSU, 87-76	at Oxford	•	1942: UT, 50-40	at Louisville, Ky.*	•	1984: MSU, 63-56	ot at Starkville
MSU, 71-68	at Starkville	•	1943: UT, 35-33	at Starkville	•	UT, 45-42	at Knoxville
2006: UM, 75-65	at Oxford	•	UT, 42-36	at Knoxville	•	1985: MSU, 82-66	at Starkville
MSU, 84-55	at Starkville	•	1945: UT, 41-26	at Starkville	•	UT, 79-64	at Knoxville
2007: MSU, 77-67	at Starkville	•	UT, 44-27	at Knoxville	•	1986: UT, 69-51	at Knoxville
UM, 85-73	at Oxford	•	1946: UT, 52-27	at Starkville	•	MSU, 57-49	at Starkville
2008: MSU, 88-68	at Starkville	•	UT, 38-31	at Knoxville	•	1987: UT, 74-61	at Knoxville
UM, 74-63	at Oxford	•	1947: UT, 35-34	at Starkville	•	MSU, 62-60	at Starkville
2009: UM, 67-63	at Starkville	•	UT, 65-36	at Knoxville	•	1988: UT, 63-48	at Starkville
MSU, 82-80	at Oxford	•	1948: UT, 64-57	at Knoxville	•	UT, 64-62	at Knoxville
2010: MSU, 80-75	at Oxford	•	UT, 47-46	at Starkville	•	1989: UT, 86-85	at Starkville
MSU, 71-63	at Starkville	•	UT, 73-52	at Louisville, Ky.*	•	UT, 81-71	at Knoxville
2011: MSU, 69-64	at Oxford	•	1949: UT, 63-58	at Knoxville	•	1990: UT, 82-77	at Knoxville
MSU, 71-58	at Starkville	•	UT, 73-46	at Louisville, Ky.*	•	UT, 84-83	ot at Starkville
2012: UM, 75-68	at Oxford	•	1950: MSU, 65-56	at Starkville	•	1991: MSU, 70-65	at Knoxville
MSU, 70-60	at Starkville	•	1951: UT, 76-75	at Starkville	•	MSU, 95-68	at Starkville
		•	1952: UT, 78-69	at Knoxville	•	UT, 87-70	at Nashville *
		•	1953: MSU, 65-63	at Starkville	•	1992: MSU, 94-76	at Starkville
		•	1954: UT, 97-81	at Knoxville	•	1993: UT, 92-75	at Knoxville
		•	1955: UT, 93-67	at Starkville	•	1994: MSU, 80-66	at Starkville
		•	1956: MSU, 75-58	at Knoxville	•	MSU, 73-69	at Memphis *
		•	1957: MSU, 97-90	2ot at Starkville	•	1995: MSU, 60-52	at Knoxville
		•	1958: UT, 104-83	at Knoxville	•	1996: MSU, 60-59	at Starkville
		•	1959: MSU, 52-45	at Starkville	•	1997: UT, 54-53	at Knoxville
		•	1960: UT, 48-38	at Knoxville	•	1998: UT, 87-63	at Starkville
		•	1961: MSU, 72-67	at Starkville	•	1999: MSU, 88-82	at Knoxville
		•	1962: MSU, 91-67	at Knoxville	•	MSU, 62-56	at Atlanta, Ga.*
		•	1963: MSU, 63-59	at Starkville	•	2000: UT, 88-81	at Starkville
		•	1964: UT, 82-58	at Knoxville	•	2001: UT, 84-79	at Knoxville
		•	1965: UT, 77-57	at Knoxville	•	2002: MSU, 92-91	ot at Starkville
		•	1966: MSU, 75-74	2ot at Starkville	•	2003: UT, 59-49	at Knoxville
		•	1967: UT, 67-45	at Knoxville	•	2004: MSU, 82-60	at Starkville
		•	UT, 78-76	3ot at Starkville	•	2005: UT, 64-63	at Knoxville
		•	1968: UT, 65-57	at Starkville	•	2006: UT, 88-65	at Starkville
		•	UT, 63-51	at Knoxville	•	2007: UT, 92-84	at Knoxville
		•	1969: MSU, 58-57	at Starkville	•	2008: UT, 76-71	at Starkville
		•	UT, 80-50	at Knoxville	•	2009: UT, 81-76	at Knoxville
		•	1970: UT, 58-56	at Knoxville	•	MSU, 64-61	at Tampa, Fla.*
		•	UT, 72-60	at Starkville	•	2010: UT, 75-59	at Starkville
		•	1971: MSU, 69-67	at Starkville	•	2011: MSU, 70-69	at Knoxville
		•	UT, 88-65	at Knoxville	•	2012: MSU, 62-58	at Starkville
		•			•		

- MSU Holiday Tournament

At Starkville: MSU leads, 91-24

At Oxford: UM leads, 78-43

At Neutral Sites: MSU leads, 5-4

SOUTH CAROLINA (16-8)

1992: MSU, 60-57	at Columbia	•
1993: MSU, 83-63	at Starkville	•
1994: MSU, 73-72	at Columbia	•
1995: MSU, 71-56	at Starkville	•
1996: USC, 77-69	at Columbia	•
1997: USC, 73-65	at Starkville	•
1998: USC, 76-65	at Columbia	•
1999: MSU, 66-60	at Starkville	•
2000: USC, 68-67	at Columbia	•
2001: MSU, 77-73	at Starkville	•
USC, 69-62	at Nashville *	•
2002: MSU, 64-57	at Columbia	•
2003: MSU, 64-48	at Starkville	•
2004: MSU, 79-75	ot at Columbia	•
2005: MSU, 73-65	at Starkville	•
2006: USC, 83-61	at Columbia	•
USC, 59-44	at Nashville *	•



SEC SERIES SCORES

At Starkville: *MSU, 27-26*
At Knoxville: *UT leads, 43-10*
At Neutral Sites: *UT leads, 6-4*

TEXAS A&M (2-1)

1964: A&M, 58-54 at Houston #
 1967: MSU, 62-49 at Hattiesburg !
 2012: MSU, 69-60 at New York \$

- *Bluebonnet Tournament*
 # - *USM Invitational*
 # - *2K Classic*

VANDERBILT (45-74)

1922: VU, 22-18 at Nashville
 1923: VU, 34-27 at Starkville
 1924: VU, 24-23 at Nashville
 1925: MSU, 29-20 at Starkville
 1926: MSU, 36-27 at Starkville
 VU, 21-20 at Nashville
 1927: VU, 36-34 at Starkville
 1928: MSU, 44-38 at Nashville
 1929: MSU, 47-32 at Starkville
 1933: MSU, 48-36 at Atlanta *
 1939: VU, 73-40 at Knoxville *
 1940: VU, 46-36 at Knoxville *
 1942: VU, 41-38 at Starkville
 1943: MSU, 45-40 at Starkville
 VU, 45-35 at Nashville
 1947: VU, 64-44 at Nashville
 1948: MSU, 51-45 at Starkville
 VU, 51-48 at Nashville
 1949: VU, 35-29 at Starkville
 VU, 90-43 at Nashville
 1950: VU, 62-50 at Starkville
 VU, 85-50 at Nashville
 1951: VU, 63-60 at Starkville
 1952: VU, 86-61 at Nashville
 1953: MSU, 82-75 at Starkville
 1954: VU, 79-69 at Nashville
 1955: VU, 72-52 at Starkville
 1956: VU, 69-49 at Nashville
 1957: MSU, 63-62 at Starkville
 1958: VU, 74-62 at Nashville
 1959: MSU, 83-65 at Starkville
 1960: VU, 79-72 at Nashville
 1961: MSU, 74-65 at Starkville
 VU, 100-86 at Nashville
 1963: MSU, 58-55 at Starkville
 1964: VU, 90-56 at Nashville
 1965: VU, 94-70 at Starkville
 1966: MSU, 92-90 at Nashville
 1967: VU, 79-64 at Nashville
 MSU, 74-71 at Starkville
 1968: VU, 90-69 at Starkville
 VU, 84-73 at Nashville
 1969: VU, 102-87 at Nashville
 VU, 120-83 at Starkville
 1970: VU, 93-79 at Starkville
 VU, 78-72 at Nashville
 1971: VU, 86-73 at Nashville
 MSU, 81-73 at Starkville
 1972: MSU, 76-69 at Starkville

• VU, 104-82
 • 1973: VU, 75-69
 VU, 74-70
 • 1974: VU, 75-69
 VU, 60-59
 • 1975: VU, 96-85
 VU, 76-72
 • 1976: VU, 71-66 ot
 VU, 76-75
 • 1977: MSU, 102-77
 VU, 68-66
 • 1978: MSU, 79-73
 MSU, 55-48
 • 1979: MSU, 74-68
 VU, 70-68 ot
 • 1980: MSU, 110-106ot
 VU, 92-74
 • 1981: VU, 79-61
 MSU, 69-68
 VU, 71-58 at Birmingham *
 • 1982: VU, 66-53
 MSU, 33-31
 • 1983: MSU, 64-48
 VU, 63-60 at Nashville
 MSU, 76-61 at Birmingham *
 • 1984: VU, 67-54
 VU, 57-54
 • 1985: MSU, 71-70
 VU, 81-71
 • 1986: MSU, 64-60
 VU, 77-65 at Nashville
 MSU, 62-54 at Lexington *
 • 1987: VU, 76-57
 VU, 66-58 at Nashville
 • 1988: VU, 82-66
 MSU, 73-68
 • 1989: VU, 81-70
 VU, 77-58 at Nashville
 • 1990: VU, 81-68
 MSU, 83-68 at Starkville
 • 1991: MSU, 85-62
 VU, 91-70 at Nashville
 • 1992: MSU, 74-71
 VU, 77-55 at Birmingham *
 • 1993: VU, 80-39 at Starkville
 • 1994: VU, 84-67 at Nashville
 • 1995: MSU, 76-48 at Starkville
 • 1996: VU, 69-64 at Nashville
 • 1997: MSU, 60-53 at Starkville
 VU, 73-67 ot at Memphis *
 • 1998: VU, 77-73 at Nashville
 • 1999: MSU, 67-62 at Starkville
 MSU, 76-58 at Atlanta *
 • 2000: VU, 65-64 at Nashville
 VU, 76-53 at Atlanta, Ga.*
 • 2001: MSU, 80-63 at Starkville
 • 2002: MSU, 66-43 at Nashville
 • 2003: MSU, 82-60 at Starkville
 • 2004: MSU, 72-69 at Nashville
 VU, 74-70 ot at Atlanta, Ga.*
 • 2005: MSU, 60-54 at Starkville
 • 2006: VU, 80-52 at Nashville
 • 2007: MSU, 83-70 at Starkville
 • 2008: VU, 86-85 ot at Nashville
 • 2009: MSU, 73-66 at Starkville

• 2010: VU, 75-72 at Nashville
 MSU, 62-52 at Nashville *
 • 2011: VU, 81-74 at Starkville
 VU, 87-81 at Atlanta *
 • 2012: MSU, 78-77 ot at Nashville
 • **At Starkville:** *MSU leads, 31-22*
 • **At Nashville:** *VU leads, 44-9*
 • **At Neutral Sites:** *VU leads, 8-5*
 • * - *SEC Tournament*
 • + - *SIAA Tournament*
 • ! - *Southern Conference Tournament*

SEC TOURNAMENT



MSU vs. Alabama (UA leads, 6-3)

- 1933: MSU, 30-25 (2nd Round)
- 1934: UA, 37-25 (2nd Round)
- 1980: UA, 76-75 (2nd Round)
- 1983: UA, 51-50 (Semis)
- 1985: UA, 42-31 (2nd Round)
- 1986: UA, 77-65 (Semis)
- 1990: UA, 59-44 (2nd Round)
- 2002: MSU, 61-58 (Finals)
- 2008: MSU, 69-67 (2nd Round-OT)

MSU vs. Arkansas (UA leads, 2-0)

- 1999: UA, 84-79 (Semis-OT)
- 2007: UA, 81-72 (Semis)

MSU vs. Auburn (MSU leads, 2-1)

- 1982: AU, 38-36 (1st Round-OT)
- 1986: MSU, 65-63 (2nd Round)
- 1996: MSU, 69-58 (2nd Round)

MSU vs. Florida (Tied, 2-2)

- 1995: UF, 80-64 (2nd Round)
- 2002: MSU, 62-52 (2nd Round)
- 2005: UF, 80-64 (2nd Round)
- 2010: MSU, 75-69 (2nd Round)

MSU vs. Georgia (UG leads, 9-3)

- 1946: UG, 45-44 (2nd Round)
- 1979: UG, 75-72 (1st Round)
- 1984: UG, 52-49 (1st Round)
- 1988: UG, 64-43 (1st Round)

- 1989: UG, 83-68 (1st Round)
- 1993: UG, 87-56 (1st Round)
- 1996: MSU, 86-68 (Semis)
- 1998: UG, 79-76 (1st Round)
- 2005: MSU, 76-65 (1st Round)
- 2008: UG, 64-60 (Semis)
- 2009: MSU, 79-60 (1st Round)
- 2012: UG, 71-61 (1st Round)

MSU vs. Kentucky (UK leads, 8-2)

- 1933: UK, 46-27 (Finals)
- 1936: UK, 41-39 (2nd Round)
- 1943: UK, 52-43 (Semis)
- 1950: UK, 56-46 (2nd Round)
- 1951: UK, 92-70 (1st Round)
- 1994: UK, 95-76 (2nd Round)
- 1996: MSU, 84-73 (Finals)
- 2003: UK, 64-57 (Finals)
- 2007: MSU, 84-82 (2nd Round-OT)
- 2010: UK, 75-75 (Finals-OT)

MSU vs. LSU (MSU leads, 3-2)

- 1952: LSU, 77-44 (1st Round)
- 1987: LSU, 68-54 (1st Round)
- 2002: MSU, 57-51 (Semis)
- 2003: MSU, 76-61 (Semis)
- 2009: MSU, 67-57 (Semis)

MSU vs. Ole Miss (MSU leads, 1-0)

- 2003: MSU, 73-64 (2nd Round)

MSU vs. South Carolina (USC leads, 2-1)

- 2001: USC, 69-62 (1st Round)

- 2006: USC, 59-44 (1st Round)
- 2009: MSU, 82-68 (2nd Round)

MSU vs. Tennessee (UT leads, 6-3)

- 1938: UT, 41-34 (1st Round)
- 1941: UT, 35-29 (1st Round)
- 1942: UT, 50-40 (2nd Round)
- 1948: UT, 73-52 (1st Round)
- 1949: UT, 73-46 (1st Round)
- 1991: UT, 87-70 (2nd Round)
- 1994: MSU, 73-69 (1st Round)
- 1999: MSU, 62-56 (2nd Round)
- 2009: MSU, 66-61 (Finals)

MSU vs. Vanderbilt (VU leads, 8-5)

- 1933: MSU, 48-36 (Semis)
- 1939: VU, 73-40 (1st Round)
- 1940: VU, 46-36 (1st Round)
- 1981: VU, 71-58 (1st Round)
- 1983: MSU, 76-61 (2nd Round)
- 1986: MSU, 62-54 (1st Round)
- 1992: VU, 77-55 (1st Round)
- 1997: VU, 73-67 (1st Round-OT)
- 1999: MSU, 76-58 (1st Round)
- 2000: VU, 76-53 (1st Round)
- 2004: VU, 74-70 (2nd Round-OT)
- 2010: MSU, 63-52 (Semis)
- 2011: VU, 87-81 (2nd Round)

Note: MSU also owns a 1-3 record against Georgia Tech and a 1-0 mark versus Tulane in SEC Tournament play.

Year	Site	Opponent (Round)	Result	1992	Birmingham	Vanderbilt (1st)	L, 77-55
1933	Atlanta	Alabama (2nd)	W, 30-25	1993	Lexington	Georgia (1st)	L, 87-56
1933		Vanderbilt (Semis)	W, 48-36	1994	Memphis	Tennessee (1st)	W, 73-69
1933		Kentucky (Finals)	L, 46-27	1994		Kentucky (2nd)	L, 95-76
1934	Atlanta	Alabama (2nd)	L, 37-25	1995	Atlanta	Florida (2nd)	L, 80-64
1936	Knoxville	Kentucky (2nd)	L, 41-39	1996	New Orleans	Auburn (2nd)	W, 69-58
1937	Knoxville	Georgia Tech (1st)	L, 43-30	1996		Georgia (Semis)	W, 86-68
1938	Baton Rouge	Tennessee (2nd)	L, 41-34	1996		Kentucky (Finals)	W, 84-73
1939	Knoxville	Vanderbilt (1st)	L, 73-40	1997	Memphis	Vanderbilt-OT (1st)	L, 73-67
1940	Knoxville	Vanderbilt (1st)	L, 46-36	1998	Atlanta	Georgia (1st)	L, 79-76
1941	Louisville	Tennessee (1st)	L, 35-29	1999	Atlanta	Vanderbilt (1st)	W, 76-58
1942	Louisville	Tennessee (2nd)	L, 50-40	1999		Tennessee (2nd)	W, 62-56
1943	Louisville	Georgia Tech (2nd)	W, 48-41	1999		Arkansas-OT (Semis)	L, 84-79
1943		Kentucky (Semis)	L, 52-43	2000	Atlanta	Vanderbilt (1st)	L, 76-53
1945	Louisville	Georgia Tech (2nd)	L, 60-33	2001	Nashville	South Carolina (1st)	L, 69-62
1946	Louisville	Georgia (2nd)	L, 45-44	2002	Atlanta	Florida (2nd)	W, 62-52
1947	Louisville	Georgia Tech (1st)	L, 65-52	2002		LSU (Semis)	W, 57-51
1948	Louisville	Tennessee (1st)	L, 73-52	2002		Alabama (Finals)	W, 61-58
1949	Louisville	Tennessee (1st)	L, 73-46	2003	New Orleans	Ole Miss (2nd)	W, 73-64
1950	Louisville	Tulane (1st)	W, 56-47	2003		LSU (Semis)	W, 76-61
1950		Kentucky (2nd)	L, 56-46	2003		Kentucky (Finals)	L, 64-57
1951	Louisville	Kentucky (1st)	L, 92-70	2004	Atlanta	Vanderbilt-OT (2nd)	L, 74-70
1952	Louisville	LSU (1st)	L, 77-44	2005	Atlanta	Georgia (1st)	W, 76-65
1979	Birmingham	Georgia (1st)	L, 75-72	2005		Florida (2nd)	L, 80-64
1980	Birmingham	Alabama (2nd)	L, 76-75	2006	Nashville	South Carolina (1st)	L, 59-44
1981	Birmingham	Vanderbilt (1st)	L, 71-58	2007	Atlanta	Kentucky-OT (2nd)	W, 84-82
1982	Lexington	Auburn-OT (1st)	L, 38-36	2007		Arkansas (Semis)	L, 81-72
1983	Birmingham	Vanderbilt (2nd)	W, 76-61	2008	Atlanta	Alabama-OT (1st)	W, 69-67
1983		Alabama (Semis)	L, 51-50	2008		Georgia (Semis)	L, 64-60
1984	Nashville	Georgia (1st)	L, 52-49	2009	Tampa	Georgia (1st)	W, 79-60
1985	Birmingham	Alabama (2nd)	L, 42-31	2009		South Carolina (2nd)	W, 82-68
1986	Lexington	Vanderbilt (1st)	W, 62-54	2010	Nashville	LSU (Semis)	W, 67-57
1986		Auburn (2nd)	W, 65-63	2010		Tennessee (Finals)	W, 64-61
1986		Alabama (Semis)	L, 77-65	2010		Florida (2nd)	W, 75-69
1987	Atlanta	LSU (1st)	L, 68-54	2010		Vanderbilt (Semis)	W, 62-52
1988	Baton Rouge	Georgia (1st)	L, 64-43	2011	Atlanta	Kentucky-OT (Finals)	L, 75-74
1989	Knoxville	Georgia (1st)	L, 83-68	2012	Atlanta	Vanderbilt (2nd)	L, 87-81
1990	Orlando	Alabama (2nd)	L, 59-44	2012	New Orleans	Georgia (1st)	L, 71-61
1991	Nashville	Tennessee (2nd)	L, 87-70				



SEC SERIES BREAKDOWN

ALABAMA

(UA leads, 115-73)
Last MSU win: 56-52 (2011-12)
Last UA win: 67-50 (2010-11)
Current UA win streak: 1
Biggest MSU win: 79-50 (1998-99)
Biggest UA win: 98-49 (2004-05)
Most MSU points: 97 (1971-72)
Most UA points: 99 (1954-55)

at Starkville

(MSU leads, 56-35)
Last MSU win: 56-52 (2011-12)
Last UA win: 75-57 (2010-11)
Current MSU win streak: 1
Biggest MSU win: 79-50 (1998-99)
Biggest UA win: 76-55 (1986-87)
Most MSU points: 97 (1971-72)
Most UA points: 92 (1972-73)

at Tuscaloosa

(UA leads, 74-14)
Last MSU win: 66-56 (2007-08)
Last UA win: 67-50 (2011-12)
Current UA win streak: 4
Biggest MSU win: 35-13 (1920-21)
Biggest UA win: 98-49 (2004-05)
Most MSU points: 86 (twice)
Most UA points: 99 (1954-55)

at Neutral Sites

(UA leads, 6-3)
Last MSU win: 69-67 (2007-08)
Last UA win: 59-44 (1989-90)
Current MSU win streak: 2
Biggest MSU win: 30-25 (1932-33)
Biggest UA win: 59-44 (1989-90)
Most MSU points: 75 (1979-80)
Most UA points: 77 (1985-86)

FLORIDA

(UF leads, 58-49)
Last MSU win: 71-64 (2010-11)
Last UF win: 69-57 (2011-12)
Current UF win streak: 1
Biggest MSU win: 105-68 (1958-59)
Biggest UF win: 100-56 (1986-87)
Most MSU points: 105 (1958-59)
Most UF points: 107 (1974-75)

at Starkville

(MSU leads, 33-19)
Last MSU win: 71-64 (2010-11)
Last UF win: 70-67 (2006-07)
Current MSU win streak: 2
Biggest MSU win: 55-24 (1946-47)
Biggest UF win: 84-56 (1986-87)
Most MSU points: 104 (1974-75)
Most UF points: 107 (1974-75)

at Gainesville

(UF leads, 37-13)
Last MSU win: 68-59 (2007-08)
Last UF win: 69-57 (2011-12)
Current UF win streak: 1
Biggest MSU win: 105-68 (1958-59)
Biggest UF win: 100-56 (1986-87)
Most MSU points: 105 (1958-59)
Most UF points: 100 (1986-87)

at Neutral Sites

(MSU leads, 3-2)
Last MSU win: 75-69 (2009-10)
Last UF win: 80-64 (2004-05)
Current MSU win streak: 1
Biggest MSU win: 62-52 (2001-02)
Biggest UF win: 80-64 (twice)
Most MSU points: 75 (2009-10)
Most UF points: 80 (twice)

ARKANSAS

(UA leads, 28-25)
Last MSU win: 79-59 (2011-12)
Last UA win: 98-88 (2011-12)
Current MSU win streak: 1
Biggest MSU win: 79-39 (1951-52)
Biggest UA win: 115-58 (1992-93)
Most MSU points: 93 (1996-97)
Most UA points: 115 (1992-93)

at Starkville

(MSU leads, 19-5)
Last MSU win: 79-59 (2011-12)
Last UA win: 87-81 (1999-00)
Current MSU win streak: 12
Biggest MSU win: 79-39 (1951-52)
Biggest UA win: 84-76 (1991-92)
Most MSU points: 93 (1996-97)
Most UA points: 87 (1999-00)

at Fayetteville

(UA leads, 18-5)
Last MSU win: 88-78 (2010-11)
Last UA win: 98-88 (2011-12)
Current UA win streak: 1
Biggest MSU win: 70-56 (2008-09)
Biggest UA win: 115-58 (1992-93)
Most MSU points: 88 (2011-12)
Most UA points: 115 (1992-93)

at Neutral Sites

(UA leads, 5-1)
Last MSU win: 76-74 (1969-70)
Last UA win: 81-72 (2006-07)
Current UA win streak: 3
Biggest MSU win: 76-74 (1969-70)
Biggest UA win: 94-61 (1977-78)
Most MSU points: 79 (1998-99)
Most UA points: 94 (1977-78)

GEORGIA

(Tied, 52-52)
Last MSU win: 72-69 (2009-10)
Last UG win: 71-61 (2011-12)
Current UG win streak: 3
Biggest MSU win: 98-69 (1976-77)
Biggest UG win: 87-56 (1992-93)
Most MSU points: 99 (1960-61)
Most UG points: 95 (1968-69)

at Starkville

(MSU leads, 31-15)
Last MSU win: 72-69 (2009-10)
Last UG win: 70-68 (2011-12)
Current UG win streak: 1
Biggest MSU win: 98-69 (1976-77)
Biggest UG win: 86-68 (2001-02)
Most MSU points: 98 (1976-77)
Most UG points: 95 (1968-69)

AT ATHENS

(UG leads, 27-18)
Last MSU win: 67-61 (2008-09)
Last UG win: 86-64 (2010-11)
Current UG win streak: 1
Biggest MSU win: 93-71 (1966-67)
Biggest UG win: 70-40 (1948-49)
Most MSU points: 99 (1960-61)
Most UG points: 94 (2000-01)

at Neutral Sites

(UG leads, 10-3)
Last MSU win: 79-60 (2008-09)
Last UG win: 71-61 (2011-12)
Current UG win streak: 1
Biggest MSU win: 79-60 (2008-09)
Biggest UG win: 87-56 (1992-93)
Most MSU points: 86 (1995-96)
Most UG points: 87 (1992-93)

AUBURN

(AU leads, 72-65)
Last MSU win: 91-88 (2011-12)
Last AU win: 65-55 (2011-12)
Current AU win streak: 1
Biggest MSU win: 90-53 (2004-05)
Biggest AU win: 97-66 (1958-59)
Most MSU points: 105 (2003-04)
Most AU points: 98 (1974-75)

at Starkville

(MSU leads, 40-25)
Last MSU win: 91-88 (2011-12)
Last AU win: 76-58 (2008-09)
Current MSU win streak: 3
Biggest MSU win: 90-53 (2004-05)
Biggest AU win: 73-55 (1983-84)
Most MSU points: 105 (2003-04)
Most AU points: 91 (2003-04)

at Auburn

(AU leads, 44-22)
Last MSU win: 83-64 (2007-08)
Last AU win: 65-55 (2011-12)
Current AU win streak: 4
Biggest MSU win: 84-64 (1990-91)
Biggest AU win: 97-66 (1958-59)
Most MSU points: 91 (twice)
Most AU points: 98 (1974-75)

at Neutral Sites

(Tied, 3-3)
Last MSU win: 69-58 (1995-96)
Last AU win: 38-36 (1981-82)
Current MSU win streak: 2
Biggest MSU win: 52-37 (1957-58)
Biggest AU win: 42-34 (1927-28)
Most MSU points: 75 (1953-54)
Most AU points: 76 (1953-5)

KENTUCKY

(UK leads, 88-20)
Last MSU win: 66-57 (2008-09)
Last UK win: 73-64 (2011-12)
Current UK win streak: 4
Biggest MSU win: 82-69 (1984-85)
Biggest UK win: 110-66 (1951-52)
Most MSU points: 97 (1989-90)
Most UK points: 118 (1974-75)

at Starkville

(UK leads, 32-12)
Last MSU win: 69-64 (2007-08)
Last UK win: 73-64 (2011-12)
Current UK win streak: 2
Biggest MSU win: 82-69 (1984-85)
Biggest UK win: 118-80 (1974-75)
Most MSU points: 89 (1956-57)
Most UK points: 118 (1974-75)

at Lexington

(UK leads, 44-5)
Last MSU win: 66-57 (2008-09)
Last UK win: 85-79 (2010-11)
Current UK win streak: 1
Biggest MSU win: 66-57 (2008-09)
Biggest UK win: 110-66 (1951-52)
Most MSU points: 97 (1989-90)
Most UK points: 112 (1974-75)

at Neutral Sites

(UK leads, 12-3)
Last MSU win: 84-82 (2006-07)
Last UK win: 75-74 (2009-10)
Current UK win streak: 1
Biggest MSU win: 84-73 (1995-96)
Biggest UK win: 87-55 (1949-50)
Most MSU points: 84 (twice)
Most UK points: 95 (1993-94)

SEC SERIES BREAKDOWN



LSU

(LSU leads, 105-97)
Last MSU win: 76-71 (2011-12)
Last LSU win: 69-67 (2011-12)
Current LSU win streak: 1
Biggest MSU win: 85-48 (1997-98)
Biggest LSU win: 73-31 (1945-46)
Most MSU points: 99 (1962-63)
Most LSU points: 111 (1967-68)

AT STARKVILLE

(MSU leads, 58-37)
Last MSU win: 76-71 (2011-12)
Last LSU win: 84-82 (2010-11)
Current MSU win streak: 1
Biggest MSU win: 85-48 (1997-98)
Biggest LSU win: 42-12 (1910-11)
Most MSU points: 98 (1966-67)
Most LSU points: 99 (1968-69)

AT BATON ROUGE

(LSU leads, 65-35)
Last MSU win: 58-57 (2010-11)
Last LSU win: 69-67 (2011-12)
Current LSU win streak: 1
Biggest MSU win: 99-64 (1962-63)
Biggest LSU win: 73-31 (1945-46)
Most MSU points: 99 (1962-63)
Most LSU points: 111 (1967-68)

AT NEUTRAL SITES

(Tied, 4-3)
Last MSU win: 67-57 (2008-09)
Last LSU win: 68-54 (1986-87)
Current MSU win streak: 3
Biggest MSU win: 73-51 (1961-62)
Biggest LSU win: 77-44 (1951-52)
Most MSU points: 76 (2002-03)
Most LSU points: 77 (1951-52)

TENNESSEE

(UT leads, 75-41)
Last MSU win: 62-58 (2011-12)
Last UT win: 75-59 (2009-10)
Current MSU win streak: 2
Biggest MSU win: 95-68 (1990-91)
Biggest UT win: 82-49 (1971-72)
Most MSU points: 97 (1956-57)
Most UT points: 109 (1974-75)

at Starkville

(MSU leads, 27-26)
Last MSU win: 62-58 (2011-12)
Last UT win: 75-59 (2009-10)
Current MSU win streak: 1
Biggest MSU win: 95-68 (1990-91)
Biggest UT win: 93-67 (1954-55)
Most MSU points: 97 (1956-57)
Most UT points: 97 (1974-75)

at Knoxville

(UT leads, 43-10)
Last MSU win: 70-69 (2010-11)
Last UT win: 81-76 (2008-09)
Current MSU win streak: 1
Biggest MSU win: 91-67 (1961-62)
Biggest UT win: 82-49 (1971-72)
Most MSU points: 91 (1961-62)
Most UT points: 109 (1974-75)

at Neutral Sites

(UT leads, 6-4)
Last MSU win: 64-61 (2008-09)
Last UT win: 87-70 (1990-91)
Current MSU win streak: 3
Biggest MSU win: 33-18 (1923-24)
Biggest UT win: 73-46 (1948-49)
Most MSU points: 73 (1993-94)
Most UT points: 87 (1990-91)

OLE MISS

(MSU leads, 139-106)
Last MSU win: 70-60 (2011-12)
Last UM win: 75-68 (2011-12)
Current MSU win streak: 1
Biggest MSU win: 84-18 (1913-14)
Biggest UM win: 61-24 (1944-45)
Most MSU points: 104 (1989-90)
Most UM points: 102 (1989-90)

at Starkville

(MSU leads, 91-24)
Last MSU win: 70-60 (2011-12)
Last UM win: 67-63 (2008-09)
Current MSU win streak: 3
Biggest MSU win: 84-18 (1913-14)
Biggest UM win: 61-24 (1944-45)
Most MSU points: 104 (1989-90)
Most UM points: 102 (1989-90)

at Oxford

(UM leads, 78-43)
Last MSU win: 69-64 (2010-11)
Last UM win: 75-68 (2011-12)
Current UM win streak: 1
Biggest MSU win: 52-14 (1918-19)
Biggest UM win: 95-60 (1950-51)
Most MSU points: 100 (1955-56)
Most UM points: 95 (1950-51)

at Neutral Sites

(MSU leads, 5-4)
Last MSU win: 73-64 (2002-03)
Last UM win: 40-39 (1938-39)
Current MSU win streak: 3
Biggest MSU win: 58-45 (1937-38)
Biggest UM win: 49-37 (1937-38)
Most MSU points: 73 (2002-03)
Most UM points: 64 (2002-03)

VANDERBILT

(VU leads, 74-45)
Last MSU win: 78-77 (2011-12)
Last VU win: 87-81 (2010-11)
Current MSU win streak: 1
Biggest MSU win: 76-48 (1994-95)
Biggest VU win: 90-43 (1948-49)
Most MSU points: 110 (1979-80)
Most VU points: 120 (1968-69)

at Starkville

(MSU leads, 31-21)
Last MSU win: 73-66 (2008-09)
Last VU win: 81-74 (2010-11)
Current MSU win streak: 1
Biggest MSU win: 76-48 (1994-95)
Biggest VU win: 80-39 (1992-93)
Most MSU points: 110 (1979-80)
Most VU points: 120 (1968-69)

at Nashville

(VU leads, 44-9)
Last MSU win: 78-77 (2011-12)
Last VU win: 75-72 (2009-10)
Current MSU win streak: 1
Biggest MSU win: 66-43 (2001-02)
Biggest VU win: 90-43 (1948-49)
Most MSU points: 92 (1965-66)
Most VU points: 104 (1971-72)

AT NEUTRAL SITES

(VU leads, 8-5)
Last MSU win: 62-52 (2009-10)
Last VU win: 87-81 (2010-11)
Current VU win streak: 1
Biggest MSU win: 76-58 (1998-99)
Biggest VU win: 73-40 (1938-39)
Most MSU points: 81 (2010-11)
Most VU points: 87 (2010-11)

SOUTH CAROLINA

(MSU leads, 16-8)
Last MSU win: 69-67 (2011-12)
Last USC win: 66-63 (2006-07)
Current MSU win streak: 6
Biggest MSU win: 83-63 (1992-93)
Biggest USC win: 83-61 (2005-06)
Most MSU points: 83 (1992-93)
Most USC points: 83 (2005-06)

at Starkville

(MSU leads, 8-2)
Last MSU win: 71-58 (2010-11)
Last USC win: 66-63 (2006-07)
Current MSU win streak: 2
Biggest MSU win: 83-63 (1992-93)
Biggest USC win: 73-65 (1996-97)
Most MSU points: 83 (1992-93)
Most USC points: 73 (twice)

at Columbia

(MSU leads, 7-4)
Last MSU win: 69-67 (2011-12)
Last USC win: 83-61 (2005-06)
Current MSU win streak: 3
Biggest MSU win: 76-63 (2009-10)
Biggest USC win: 83-61 (2005-06)
Most MSU points: 79 (2003-04)
Most USC points: 83 (2005-06)

at Neutral Sites

(USC leads, 2-1)
Last MSU win: 82-68 (2008-09)
Last USC win: 59-44 (2005-06)
Current MSU win streak: 1
Biggest MSU win: 82-68 (2008-09)
Biggest USC win: 59-44 (2005-06)
Most MSU points: 82 (2008-09)
Most USC points: 69 (2000-01)



2011-12 SEASON REVIEW

Opponent	FG	Pct	3fa	Pct	ft	Pct	R	A	T	B	S	F	1	2	TP
Eastern Kentucky at MSU	26-65 28-58	.400 .483	10-33 8-22	.303 .364	4-6 12-19	.667 .632	29 43	11 16	10 14	1 6	6 9	18 9	27 33	29 43	66 76
Akron at MSU	30-62 19-55	.484 .345	2-10 2-13	.200 .154	6-8 18-25	.750 .720	34 41	6 5	15 19	6 5	8 4	22 12	37 29	31 29	68 58
South Alabama at MSU	26-57 28-69	.456 .406	4-10 8-27	.400 .296	9-11 16-21	.818 .762	33 41	10 13	14 6	5 5	4 6	20 11	29 44	36 44	65 80
Texas A&M vs MSU	22-54 22-54	.407 .407	6-15 6-13	.400 .462	10-14 19-31	.714 .613	35 39	9 9	16 15	0 2	7 12	23 16	32 41	28 28	60 69
Arizona vs. MSU	23-57 26-57	.404 .456	6-20 4-16	.300 .250	5-9 11-17	.556 .647	34 38	9 11	10 9	6 2	6 4	17 13	34 35	23 32	57 67
LA-Monroe at MSU	25-51 31-61	.490 .508	6-16 10-27	.375 .370	7-9 6-8	.778 .750	26 32	11 20	14 8	1 3	6 8	9 9	26 31	37 47	63 78
UT Martin at MSU	22-58 32-54	.379 .593	3-12 4-16	.250 .250	3-7 8-17	.429 .471	31 37	8 10	16 13	1 7	10 5	17 11	24 35	26 41	50 76
North Texas at MSU	20-62 27-52	.323 .519	5-20 9-19	.250 .474	14-16 19-27	.875 .704	34 40	8 13	17 17	3 4	9 12	21 14	30 51	29 31	59 82
West Virginia at MSU	23-58 25-51	.397 .490	2-15 5-17	.133 .294	14-20 20-24	.700 .833	36 31	8 12	11 12	0 2	4 9	24 18	32 34	30 41	62 75
Troy at MSU	27-83 40-71	.325 .563	8-35 16-31	.229 .516	6-10 10-13	.600 .769	46 46	11 30	13 13	2 4	7 9	17 14	26 54	42 52	106 168
Florida Atlantic at MSU	26-61 27-54	.426 .500	9-20 4-16	.450 .250	7-18 17-22	.389 .773	30 36	10 7	8 11	2 6	7 4	20 15	29 39	39 36	68 75
MSU at Detroit	30-61 26-59	.492 .441	8-24 7-20	.333 .350	12-19 16-21	.632 .762	38 33	17 12	8 9	2 3	2 6	16 19	39 36	41 39	80 75
MSU vs NW State	31-68 27-70	.456 .386	4-12 5-17	.333 .294	16-19 8-15	.842 .533	45 42	14 10	12 17	5 4	9 7	13 14	41 27	41 40	82 67
MSU vs Baylor	22-54 19-55	.407 .345	5-17 5-24	.294 .294	3-7 11-17	.429 .647	32 40	12 8	14 15	4 4	9 10	16 30	33 34	19 20	52 54
Utah State at MSU	27-56 26-60	.482 .433	4-11 7-16	.364 .438	6-9 7-12	.667 .583	31 35	9 14	9 9	0 3	2 2	17 9	29 32	35 64	64 66
MSU at Arkansas	27-52 35-62	.519 .565	9-20 6-15	.450 .400	25-31 22-28	.806 .786	32 28	9 22	18 9	2 5	6 9	19 23	37 43	51 55	88 98
Tennessee at MSU	23-54 22-50	.426 .440	7-14 5-16	.500 .313	5-7 13-17	.714 .765	35 28	9 12	14 9	3 10	4 8	19 10	27 36	31 26	58 62
Alabama at MSU	23-51 22-55	.451 .400	1-9 3-17	.111 .176	5-5 9-12	1.000 .750	30 34	11 8	10 9	4 3	4 4	14 9	21 27	31 29	52 56
MSU at Ole Miss	23-61 27-54	.377 .500	10-29 4-13	.345 .308	12-16 17-30	.750 .567	35 38	15 14	7 5	1 5	4 2	23 13	33 38	35 37	68 75
MSU at Vanderbilt	27-62 29-60	.435 .483	10-20 14-27	.500 .519	14-21 5-9	.667 .556	37 33	12 16	10 13	2 5	10 4	11 16	28 39	50 38	78* 77
LSU at MSU	26-60 24-55	.433 .436	11-21 5-14	.524 .357	8-13 23-31	.615 .742	26 46	13 14	10 16	2 4	5 5	21 12	31 32	40 44	71 76
MSU at Florida	21-48 27-56	.438 .482	7-16 11-24	.438 .458	8-14 4-7	.571 .571	34 26	10 15	14 5	1 3	2 5	14 11	27 30	30 39	57 69
Auburn at MSU	28-61 29-48	.459 .604	6-20 12-19	.300 .632	26-36 21-35	.722 .600	34 32	10 21	3 10	1 3	6 2	23 22	44 43	44 48	88 91
Ole Miss at MSU	25-58 28-61	.431 .459	3-9 9-25	.333 .360	7-15 5-7	.467 .714	33 38	9 17	6 11	1 2	7 5	12 14	27 40	33 30	60 70
Georgia at MSU	27-67 23-50	.403 .460	11-26 8-23	.423 .348	5-11 14-20	.455 .700	40 33	9 8	4 9	1 5	7 3	13 11	31 34	39 34	70 68*
MSU at LSU	27-60 27-65	.450 .415	6-18 5-19	.333 .263	7-10 10-13	.700 .769	43 32	9 12	21 11	1 4	8 15	17 13	36 29	31 40	67* 69
MSU at Auburn	19-54 25-53	.352 .472	5-22 4-15	.227 .267	12-17 11-14	.706 .786	31 36	9 13	8 10	3 1	4 4	15 18	24 35	31 30	55 65
Kentucky at MSU	25-57 22-54	.439 .407	6-16 9-20	.375 .450	17-21 11-15	.810 .733	36 32	10 13	9 12	5 4	7 6	10 17	28 41	45 23	73 64
MSU at Alabama	18-47 25-47	.383 .532	6-16 6-11	.375 .545	8-15 11-12	.533 .917	27 29	11 11	13 10	2 4	6 8	13 18	25 25	25 42	50 67
MSU at South Carolina	26-58 26-66	.448 .394	4-17 10-24	.235 .417	13-15 5-10	.867 .500	38 37	17 12	14 12	5 8	8 12	11 26	33 41	36 41	69* 67
Arkansas at MSU	23-56 29-56	.411 .518	8-23 6-20	.348 .300	5-7 15-17	.714 .882	27 36	9 17	10 6	2 4	2 6	14 9	23 37	36 42	59 79
MSU vs Georgia	21-55 26-51	.382 .510	7-24 7-19	.292 .368	12-15 12-19	.800 .632	37 29	14 13	14 7	1 2	2 5	17 14	29 31	32 40	61 71
MSU vs UMass	32-75 39-90	.427 .433	12-31 9-28	.387 .321	20-25 14-19	.800 .737	41 56	22 15	15 12	3 3	6 11	17 23	31 41	65 60	96* 101

2011-12 SEASON STATS



ALL GAMES

RECORD.....	OVERALL	HOME	AWAY	NEUTRAL
ALL GAMES	21-12	15-4	3-6	3-2
CONFERENCE	8-8	6-2	2-6	0-0
NON-CONFERENCE	13-4	9-2	1-0	3-2

##	Player	GP-GS	Min	TOTAL			3-PTS		REBOUNDS											Pts	Avg	
				Avg	FG-FGA	Pct	3FG-FGA	Pct	FT-FTA	Pct	Off	Def	Tot	Avg	PF	FO	A	To	Blk			Stl
23	Arnett Moultrie	30-30	1073	35.8	180-328	.549	8-18	.444	124-159	.780	110	204	314	10.5	67	2	35	73	23	25	492	16.4
03	Dee Bost	33-33	1197	36.3	159-406	.392	75-217	.346	127-166	.765	18	92	110	3.3	73	1	183	100	7	66	520	15.8
04	Rodney Hood	32-29	1050	32.8	127-287	.443	47-129	.364	27-41	.659	31	122	153	4.8	41	1	64	30	14	13	328	10.3
01	Renardo Sidney	29-28	658	22.7	110-221	.498	15-37	.405	46-77	.597	38	113	151	5.2	80	1	16	42	20	22	281	9.7
00	Jalen Steele	33-16	783	23.7	92-231	.398	70-178	.393	32-35	.914	17	44	61	1.8	37	0	28	37	3	10	286	8.7
22	Brian Bryant	30-23	807	26.9	91-196	.464	9-30	.300	31-49	.633	37	97	134	4.5	45	0	56	32	14	23	222	7.4
33	DeVillie Smith	26-0	338	13.0	37-93	.398	8-34	.235	26-41	.634	9	32	41	1.6	40	2	49	37	2	20	108	4.2
30	Wendell Lewis	33-6	694	21.0	55-88	.625	0-0	.000	15-30	.500	58	74	132	4.0	60	1	9	23	30	16	125	3.8
10	Shaun Smith	10-0	40	4.0	2-6	.333	1-2	.500	4-4	1.000	1	3	4	0.4	0	0	0	4	0	0	9	0.9
20	Taylor Luczak	10-0	14	1.4	1-5	.200	0-1	.000	2-2	1.000	0	2	2	0.2	2	0	0	2	0	1	4	0.4
11	Reed Clayton	9-0	9	1.0	0-2	.000	0-1	.000	1-4	.250	1	1	2	0.2	0	0	0	2	0	0	1	0.1
25	Roquez Johnson	13-0	45	3.5	0-3	.000	0-0	.000	1-6	.167	3	8	11	0.8	6	0	0	6	3	1	1	0.1
24	Tyson Cunningham	10-0	14	1.4	0-11	.000	0-4	.000	0-0	.000	1	0	1	0.1	4	0	0	1	0	1	0	0.0
12	Charles Parker	10-0	17	1.7	0-2	.000	0-2	.000	0-0	.000	0	1	1	0.1	0	0	1	1	0	0	0	0.0
15	Baxter Price	10-0	11	1.1	0-1	.000	0-0	.000	0-0	.000	1	0	1	0.1	0	0	0	1	0	0	0	0.0
TEAM											34	56	90	3.5	2				5		0	
Total		33	6750		854-1880	.454	233-653	.357	436-614	.710	359	849	1208	36.6	457	8	441	396	116	198	2377	72.0
Opponents		33	6750		855-1976	.433	211-604	.349	315-466	.676	341	778	1119	33.9	555	-	363	354	92	212	2236	67.8

SCORE BY PERIODS:	1st	2nd	OT	OT2	Total
Mississippi State	1164	1152	55	6	2377
Opponents	1021	1148	56	11	2236

CONFERENCE GAMES

RECORD.....	OVERALL	HOME	AWAY
ALL GAMES	8-8	6-2	2-6
CONFERENCE	8-8	6-2	2-6

##	Player	GP-GS	Min	TOTAL			3-PTS		REBOUNDS											Pts	Avg	
				Avg	FG-FGA	Pct	3FG-FGA	Pct	FT-FTA	Pct	Off	Def	Tot	Avg	PF	FO	A	To	Blk			Stl
03	Dee Bost	16-16	598	37.4	76-183	.415	37-101	.366	63-85	.741	8	38	46	2.9	33	1	98	53	2	31	252	15.8
23	Arnett Moultrie	16-16	586	36.6	95-168	.565	3-8	.375	57-80	.713	52	111	163	10.2	41	2	16	43	14	14	250	15.6
01	Renardo Sidney	15-14	374	24.9	57-127	.449	10-25	.400	25-41	.610	18	67	85	5.7	41	0	5	21	8	13	149	9.9
04	Rodney Hood	15-13	483	32.2	46-118	.390	20-63	.317	19-24	.792	13	49	62	4.1	18	1	25	14	6	3	131	8.7
00	Jalen Steele	16-6	392	24.5	43-116	.371	38-94	.404	14-14	1.000	6	15	21	1.3	20	0	7	19	2	1	138	8.6
22	Brian Bryant	16-13	414	25.9	44-88	.500	2-7	.286	9-19	.474	17	44	61	3.8	26	0	33	16	7	15	99	6.2
33	DeVillie Smith	10-0	99	9.9	10-29	.345	3-9	.333	15-17	.882	5	8	13	1.3	11	0	12	8	1	3	38	3.8
30	Wendell Lewis	16-2	310	19.4	14-29	.483	0-0	.000	4-9	.444	18	32	50	3.1	34	0	5	8	12	6	32	2.0
20	Taylor Luczak	2-0	3	1.5	1-3	.333	0-1	.000	0-0	.000	0	0	0	0.0	0	0	0	0	0	0	2	1.0
10	Shaun Smith	9-0	28	3.1	1-4	.250	1-2	.500	4-4	1.000	1	3	4	0.4	0	0	0	3	0	0	7	0.8
15	Baxter Price	2-0	2	1.0	0-1	.000	0-0	.000	0-0	.000	1	0	1	0.5	0	0	0	0	0	0	0	0.0
12	Charles Parker	2-0	3	1.5	0-1	.000	0-1	.000	0-0	.000	0	0	0	0.0	0	0	1	0	0	0	0	0.0
11	Reed Clayton	2-0	2	1.0	0-1	.000	0-0	.000	0-0	.000	1	0	1	0.5	0	0	0	0	0	0	0	0.0
25	Roquez Johnson	4-0	4	1.0	0-1	.000	0-0	.000	0-0	.000	0	0	0	0.0	1	0	0	1	0	0	0	0.0
24	Tyson Cunningham	2-0	2	1.0	0-2	.000	0-1	.000	0-0	.000	1	0	1	0.5	0	0	0	0	0	0	0	0.0
TEAM											21	27	48	3.0	1				1		0	
Total		16	3300		387-871	.444	114-312	.365	210-293	.717	162	394	556	34.8	227	4	202	187	52	86	1098	68.6
Opponents		16	3300		421-927	.454	113-286	.395	163-238	.685	145	375	520	32.5	250	-	195	141	49	97	1118	69.9

SCORE BY PERIODS:	1st	2nd	OT	Total
Mississippi State	533	528	37	1098
Opponents	497	583	38	1118



2011-12 RESULTS

<u>DATE</u>	<u>OPPONENT</u>	<u>W/L</u>	<u>SCORE</u>	<u>ATTENDANCE</u>	<u>HIGH POINTS</u>	<u>HIGH REBOUNDS</u>
11-07-11	EASTERN KENTUCKY	W	76-66	6516	(23)Dee Bost	(10)Arnett Moultrie
11-09-11	AKRON	L	58-68	6897	(13)Dee Bost	(15)Arnett Moultrie
11-12-11	SOUTH ALABAMA	W	80-65	7962	(28)Arnett Moultrie	(13)Arnett Moultrie
11-17-11	vs Texas A&M	W	69-60	9036	(20)Dee Bost	(8)Arnett Moultrie
11-18-11	vs Arizona	W	67-57	6338	(19)Arnett Moultrie	(10)Arnett Moultrie
11-21-11	LOUISIANA-MONROE	W	78-63	7547	(21)Dee Bost	(10)Brian Bryant
11-25-11	UT MARTIN	W	76-50	8378	(17)Dee Bost (17)Rodney Hood	(11)Wendell Lewis
11-27-11	NORTH TEXAS	W	82-59	7418	(20)Arnett Moultrie	(9)Arnett Moultrie
12-03-11	WEST VIRGINIA	W	75-62	9464	(21)Arnett Moultrie	(13)Arnett Moultrie
12-10-11	TROY	W	106-68	7742	(28)Dee Bost	(12)Arnett Moultrie
12-13-11	FLORIDA ATLANTIC	W	75-68	7390	(22)Dee Bost	(10)Rodney Hood
12-17-11	at DETROIT	W	80-75	2217	(17)Brian Bryant (17)Arnett Moultrie	(13)Arnett Moultrie
12-22-11	vs Northwestern State	W	82-67	6330	(24)Arnett Moultrie	(14)Arnett Moultrie
12-28-11	vs Baylor	L	52-54	6707	(10)Renardo Sidney (10)Jalen Steele	(10)Arnett Moultrie
12-31-11	UTAH STATE	W	66-64	7385	(16)Rodney Hood	(10)Arnett Moultrie
01-07-12	at Arkansas	L	88-98	12744	(25)DeVile Smith	(10)Arnett Moultrie
01-12-12	TENNESSEE	W	62-58	7588	(13)Arnett Moultrie (13)Renardo Sidney	(7)Renardo Sidney
01-14-12	ALABAMA	W	56-52	9539	(25)Arnett Moultrie (13)Dee Bost	(13)Arnett Moultrie
01-18-12	at Ole Miss	L	68-75	8404	(17)Renardo Sidney	(12)Arnett Moultrie
01-21-12	at Vanderbilt	Wot	78-77	14316	(24)Dee Bost	(14)Arnett Moultrie
01-25-12	LSU	W	76-71	9925	(28)Arnett Moultrie	(12)Arnett Moultrie
01-28-12	at Florida	L	57-69	12045	(12)Arnett Moultrie (12)Dee Bost	(13)Arnett Moultrie
02-04-12	AUBURN	W	91-88	9026	(21)Arnett Moultrie	(7)Brian Bryant (7)Arnett Moultrie
02-09-12	OLE MISS	W	70-60	10364	(18)Arnett Moultrie	(9)Arnett Moultrie
02-11-12	GEORGIA	Lot	68-70	7610	(21)Dee Bost	(12)Renardo Sidney
02-14-12	at LSU	Lot	67-69	8565	(15)Dee Bost	(11)Arnett Moultrie
02-18-12	at Auburn	L	55-65	8336	(16)Arnett Moultrie	(11)Arnett Moultrie
02-21-12	KENTUCKY	L	64-73	10213	(21)Dee Bost	(11)Arnett Moultrie
02-25-12	at Alabama	L	50-67	13774	(14)Dee Bost (14)Renardo Sidney	(8)Arnett Moultrie
02-29-12	at South Carolina	Wot	69-67	7224	(16)Brian Bryant	(14)Renardo Sidney
03-03-12	ARKANSAS	W	79-59	8892	(20)Arnett Moultrie	(10)Arnett Moultrie
03-08-12	vs Georgia	L	61-71	10197	(19)Jalen Steele	(9)Wendell Lewis
3-13-12	MASSACHUSETTS	Lot2	96-101	2507	(34)Arnett Moultrie	(8)Rodney Hood

2011-12 SEASON ATTENDANCE TOTALS

All Games: 2317,204 in 33 games/9,612 per game
 All Home Games: 152,363 in 19 games/8,019 per game
 All Road Games: 126,233 in 9 games/9,736 per game
 All Neutral Games: 38,608 in 5 games/7,722 per game
 All SEC Games: 158,565 in 16 games/9,910 per game
 ALL SEC Home Games: 73,157 in 8 games/9,185 per game
 All SEC Away Games: 1854,408 in 8 games/10,676 per game

2011-12 SUPERLATIVES



<u>MSU GAME HIGHS</u>	<u>OPPONENT GAME HIGHS</u>	<u>MSU GAME LOWS</u>	<u>OPPONENT GAME LOWS</u>
POINTS106 <i>Troy (12-10-11)</i>	POINTS101 <i>Massachusetts (3-13-12)</i>	POINTS50 <i>at Alabama (2-25-12)</i>	POINTS50 <i>UT Martin (11-25-11)</i>
FG MADE40 <i>Troy (12-10-11)</i>	FG MADE39 <i>Massachusetts (3-13-12)</i>	FG MADE18 <i>at Alabama (2-25-12)</i>	FG MADE19 <i>vs. Baylor (12-28-11)</i>
FG ATTEMPTS75 <i>Massachusetts (3-13-12)</i>	FG ATTEMPTS90 <i>Massachusetts (3-13-12)</i>	FG ATTEMPTS47 <i>at Alabama (2-25-12)</i>	FG ATTEMPTS47 <i>at Alabama (2-25-12)</i>
FG%604 (29-48) <i>Auburn (2-4-12)</i>	FG%565 (35-62) <i>at Arkansas (1-7-12)</i>	FG%345 (19-55) <i>Akron (11-9-11)</i>	FG%323 (20-62) <i>North Texas (11-27-11)</i>
3-FG MADE16 <i>Troy (12-10-11)</i>	3-FG MADE14 <i>at Vanderbilt (1-21-12)</i>	3-FG MADE2 <i>Akron (11-9-11)</i>	3-FG MADE1 <i>Alabama (1-14-12)</i>
3-FGA31 <i>Massachusetts (3-13-12)</i> <i>Troy (12-10-11)</i>	3-FGA35 <i>Troy (12-10-11)</i>	3-FGA12 <i>vs Northwestern State (12-22-11)</i>	3-FG ATTEMPTS9 <i>Alabama (1-14-12)</i> <i>Ole Miss (2-09-12)</i>
3-FG%632 (12-19) <i>Auburn (2-4-12)</i>	3-FG %545 (6-11) <i>at Alabama (2-25-12)</i>	3-FG%154 (2-13) <i>Akron (11-9-11)</i>	3-FG%111 (1-9) <i>Alabama (1-14-12)</i>
FT MADE25 <i>at Arkansas (1-7-12)</i>	FT MADE 26 <i>Auburn (2-4-12)</i>	FT MADE3 <i>vs. Baylor (12-28-11)</i>	FT MADE3 <i>UT Martin (11-25-11)</i>
FTA 35 <i>Auburn (2-4-12)</i>	FTA36 <i>Auburn (2-4-12)</i>	FTA7 <i>vs. Baylor (12-28-11)</i>	FTA5 <i>Alabama (1-14-12)</i>
FT%882 (15-17) <i>Arkansas (3-3-12)</i>	FT% 1.000 (5-5) <i>Alabama (1-14-12)</i>	FT%429 (3-7) <i>vs. Baylor (12-28-11)</i>	FT%389 (7-18) <i>Florida Atlantic (12-13-11)</i>
REBOUNDS46 <i>LSU (1-25-12)</i> <i>Troy (12-10-11)</i>	REBOUNDS56 <i>Massachusetts (3-13-12)</i>	REBOUNDS27 <i>at Alabama (2-25-12)</i>	REBOUNDS26 <i>LA-Monroe (11-21-11)</i> <i>LSU (1-25-12)</i> <i>at Florida (1-28-12)</i>
ASSISTS30 <i>Troy (12-10-11)</i>	ASSISTS22 <i>at Arkansas (1-7-12)</i>	ASSISTS5 <i>Akron (11-9-11)</i>	ASSISTS6 <i>Akron (11-9-11)</i>
STEALS12 <i>North Texas (11-27-11)</i> <i>vs. Texas A&M (11-17-11)</i>	STEALS15 <i>at LSU (2-14-12)</i>	STEALS2 <i>at Detroit (12-17-11)</i> <i>Utah State (12-31-11)</i> <i>at Florida (1-28-12)</i> <i>Auburn (2-4-12)</i> <i>vs. Georgia (3-8-12)</i>	STEALS2 <i>Utah State (12-31-11)</i> <i>at Ole Miss (1-18-12)</i> <i>Arkansas (3-3-12)</i>
BLOCKED SHOTS10 <i>Tennessee (1-12-12)</i>	BLOCKED SHOTS6 <i>vs. Arizona (11-18-11)</i> <i>Akron (11-9-11)</i>	BLOCKED SHOTS1 <i>at Ole Miss (1-18-12)</i> <i>at Florida (1-28-12)</i> <i>at LSU (2-14-12)</i> <i>vs. Georgia (3-8-12)</i>	BLOCKED SHOTS0 <i>vs. Texas A&M (11-17-11)</i> <i>West Virginia (12-03-11)</i> <i>Utah State (12-31-11)</i>
TURNOVERS21 <i>at LSU (2-14-12)</i>	TURNOVERS17 <i>vs. NW State (12-22-11)</i> <i>North Texas (11-27-11)</i>	TURNOVERS6 <i>South Alabama (11-12-11)</i> <i>Arkansas (3-3-12)</i>	TURNOVERS3 <i>Auburn (2-4-12)</i>
FOULS23 <i>at Ole Miss (1-18-12)</i>	FOULS24 <i>West Virginia (12-3-11)</i>	FOULS9 <i>E. Kentucky (11-7-11)</i> <i>LA-Monroe (11-21-11)</i> <i>Utah State (12-31-11)</i> <i>Alabama (1-14-12)</i> <i>Arkansas (3-3-12)</i>	Fouls9 <i>LA-Monroe (11-21-11)</i>



2011-12 MISCELLANEOUS STATS

GAME-BY-GAME STARTERS

<u>Opponent</u>	<u>Date</u>	<u>Guard</u>	<u>Guard</u>	<u>Guard</u>	<u>Forward</u>	<u>Forward</u>	<u>Record</u>
Eastern Kentucky	11/07/11	Bost	Bryant	Hood	Sidney	Moultrie	1-0
Akron	11/09/11	Bost	Bryant	Hood	Sidney	Moultrie	1-1
South Alabama	11/12/11	Bost	Bryant	Hood	Lewis	Moultrie	2-1
Texas A&M	11/17/11	Bost	Bryant	Hood	Sidney	Moultrie	3-1
Arizona	11/18/11	Bost	Bryant	Hood	Sidney	Moultrie	4-1
Louisiana-Monroe	11/21/11	Bost	Bryant	Hood	Lewis	Steele	5-1
UT-Martin	11/25/11	Bost	Bryant	Hood	Lewis	Steele	6-1
North Texas	11/27/11	Bost	Bryant	Hood	Sidney	Moultrie	7-1
West Virginia	12/03/11	Bost	Steele	Hood	Sidney	Moultrie	8-1
Troy	12/10/11	Bost	Steele	Hood	Sidney	Moultrie	9-1
Florida Atlantic	12/13/11	Bost	Steele	Hood	Sidney	Lewis	10-1
Detroit	12/17/11	Bost	Steele	Hood	Sidney	Moultrie	11-1
Northwestern State	12/22/11	Bost	Steele	Hood	Sidney	Moultrie	12-1
Baylor	12/28/11	Bost	Steele	Hood	Sidney	Moultrie	12-2
Utah State	12/31/11	Bost	Steele	Hood	Sidney	Moultrie	13-2
Arkansas	01/07/12	Bost	Steele	Hood	Lewis	Moultrie	13-3
Tennessee	01/12/12	Bost	Steele	Hood	Sidney	Moultrie	14-3
Alabama	01/14/12	Bost	Steele	Hood	Sidney	Moultrie	15-3
Ole Miss	01/18/12	Bost	Bryant	Hood	Sidney	Moultrie	15-4
Vanderbilt	01/21/12	Bost	Bryant	Hood	Sidney	Moultrie	16-4
LSU	01/25/12	Bost	Bryant	Hood	Sidney	Moultrie	17-4
Florida	01/28/12	Bost	Bryant	Hood	Sidney	Moultrie	17-5
Auburn	02/04/12	Bost	Bryant	Hood	Sidney	Moultrie	18-5
Ole Miss	02/09/12	Bost	Bryant	Hood	Sidney	Moultrie	19-5
Georgia	02/11/12	Bost	Bryant	Hood	Sidney	Moultrie	19-6
LSU	02/14/12	Bost	Bryant	Hood	Sidney	Moultrie	19-7
Auburn	02/18/12	Bost	Bryant	Hood	Lewis	Moultrie	19-8
Kentucky	02/21/12	Bost	Bryant	Hood	Sidney	Moultrie	19-9
Alabama	02/25/12	Bost	Bryant	Steele	Sidney	Moultrie	19-10
South Carolina	02/29/12	Bost	Bryant	Steele	Sidney	Moultrie	20-10
Arkansas	03/03/12	Bost	Bryant	Steele	Sidney	Moultrie	21-10
Georgia SECT	03/08/12	Bost	Bryant	Steele	Sidney	Moultrie	21-11
UMass NIT	03/13/12	Bost	Bryant	Hood	Sidney	Moultrie	21-12

Comparison Stats

Team Statistics	MSU	OPP
SCORING	2377	2236
Points per game	72.0	67.8
Scoring margin	+4.3	-
FIELD GOALS-ATT	854-1880	855-1976
Field goal pct454	.433
3 POINT FG-ATT	233-653	211-604
3-point FG pct357	.349
3-pt FG made per game	7.1	6.4
FREE THROWS-ATT	436-614	315-466
Free throw pct710	.676
F-Throws made per game	13.2	9.5
REBOUNDS	1208	1119
Rebounds per game	36.6	33.9
Rebounding margin	+2.7	-
ASSISTS	441	363
Assists per game	13.4	11.0
TURNOVERS	396	354
Turnovers per game	12.0	10.7
Turnover margin	-1.3	-
Assist/turnover ratio	1.1	1.0
STEALS	198	212
Steals per game	6.0	6.4
BLOCKS	116	92
Blocks per game	3.5	2.8
ATTENDANCE	152,363	126,233

Differentials

Wins	Stat	Losses
75.9	Points	65.3
64.6	Opp. Points	73.3
+11.3	Scoring Margin	-8.0
47.7	FG%	41.2
41.6	Opp. FG%	46.2
36.4	3FG%	34.5
34.5	Opp. 3FG%	35.7
70.8	Free Throw%	71.4
65.5	Opp. FT%	70.4
37.6	Rebounds	34.8
33.1	Opp. Rebounds	35.3
+4.5	Rebound Margin	-0.5
14.5	Assists	11.4
6.6	Steals	4.9
4.0	Blocks	2.7
11.0	Turnovers	13.7



MSU'S 2011-12 RECORD WHEN . . .

Leads at Halftime.....	19-3
Trails at Halftime.....	2-8
Is Tied at Halftime.....	0-1
Shoots 45% or better from the field.....	13-3
Shoots less than 45% from the field.....	8-9
Opp. shoots less than 45% from the field....	15-4
Opp. shoots 45% or better from the field.....	6-8
Outrebounds (or ties) the opponent.....	18-5
Outrebounced by the opponent.....	3-7
Fewer (or ties) TOs than opponent.....	14-2
More TOs than opponent.....	7-10
Holds opponents to 65 points or less.....	12-2
In games decided by 10 points or less.....	13-10

MSU'S 2011-12 RECORD IN . . .

All Games.....	21-12
Home Games.....	15-4
Road Games.....	3-6
Neutral-sites.....	3-2
Non-SEC Games.....	13-3
Non-SEC Home Games.....	9-1
Non-SEC Road Games.....	1-0
Non-SEC Neutral-site Games.....	3-1
SEC Games.....	8-8
SEC Home Games.....	6-2
SEC Road Games.....	2-6
SEC Tournament.....	0-1
Games vs. SEC Western Division.....	5-5
Games vs. SEC Eastern Division.....	3-3
November Games.....	7-1
December Games.....	6-1
January Games.....	4-3
February Games.....	3-5
March Games.....	1-2
Monday Games.....	2-0
Tuesday Games.....	1-3
Wednesday Games.....	2-3
Thursday Games.....	4-1
Friday Games.....	2-0
Saturday Games.....	9-5
Sunday Games.....	1-0
Overtime Games.....	2-3
Television Games.....	13-12
Games vs. Ranked Opponents.....	2-2

MISC. 2011-12 TEAM STATS

Largest Lead Surrendered in Loss:

17, LSU (2-14-12)

Largest Deficit Overcome in Win:

13, Vanderbilt (1-21-12)

Largest Lead at Anytime:

47, Troy (12-10-11)

Largest Deficit Anytime:

21, Alabama (2-25-12)

MISCELLANEOUS MSU INDIVIDUAL STATISTICS

Games Scoring in Double Figures:

Bost 28, Moultrie 24, Hood 17, Sidney 14, Steele 13, Bryant 9, Lewis 2, D. Smith 2

Games Scoring 20-plus Points: Moultrie 10, Bost 10, Hood, D. Smith

Games Scoring 30-plus Points:

Moultrie

Games Rebounding in Double Figures:

Arnett Moultrie 21, Sidney 2, Bryant, Lewis, Hood

Games With Double Figures in Assists:

Bost 4

Games With Double-Doubles:

Moultrie 18, Bost 3, Sidney 2, Bryant, Lewis, Hood

Games As Team High Scorer (or co-leader):

Moultrie 15, Bost 14, Sidney 4, Hood 2, Bryant 2, Steele 2, D. Smith, Bryant

Games As Team High Rebounder (or co-leader):

Moultrie 25, Sidney 3, Bryant 2, Lewis 2, Hood 2

Games As Team Leader in Assists (or co-leader):

Bost 29, D. Smith 5, Bryant 3, Steele 2, Moultrie 2

Games As Team Leader in Steals (or co-leader):

Bost 21, Moultrie 6, Sidney 4, D. Smith 4, Lewis 4, Bryant 4, Steele 2, Hood 2

Games As Team Leader in Blocks (or co-leader):

Moultrie 14, Lewis 14, Sidney 10, Hood 6, Bryant 4, Johnson 2, Bost 2, D. Smith 2, Steele

Games As Team Leader in Turnovers (or co-leader):

Bost 20, Moultrie 12, D. Smith 6, Sidney 4, Steele 3, Lewis 2, Bryant, Hood

MSU'S RECORD BY STARTING LINEUP

Bost, Hood, Steele, Sidney, Moultrie.....	7-1
Bost, Hood, Bryant, Sidney, Moultrie.....	9-6
Bost, Hood, Bryant, Lewis, Steele.....	2-0
Bost, Hood, Bryant, Lewis, Moultrie.....	1-1
Bost, Hood, Steele, Sidney, Lewis.....	1-0
Bost, Hood, Steele, Lewis, Moultrie.....	0-1
Bost, Steele, Bryant, Lewis, Moultrie.....	2-2

2011-12 Win-Loss Differential

Diff.	1	2	3	4	5	6	7	8	9	10	11	12	13	14	15	16	17	18	19	20	21	22	23	24	25+
Won	1	2	1	2	2		1		1	3			1	3					1			1		2	
Lost			3			1	1		1	4	1					1									



THE LAST TIME . . .

THE LAST TIME AN MSU PLAYER ...

- **Scored 30 or more points in a game:**
- 32, Ravern Johnson vs. Tenn. St. (11-12-10)
- **Scored 33 or more points in a game:**
- 33, Ravern Johnson vs. Troy (11-26-10)
- **Scored 34 or more points in a game:**
- 34, Arnett Moultrie vs. UMass (3-13-12)
- **Scored 35 or more points in a game:**
- 36, Jeff Malone at Ole Miss (2-19-83)
- **Scored 37 or more points in a game:**
- 39, Jeff Malone vs. Alabama (1-31-83)
- **Scored 40 or more points in a game:**
- 40, Rickey Brown vs. Auburn (3-7-77)
- **Scored 20+ points in back-to-back games:**
- Arnett Moultrie (21 vs. Vanderbilt 1-21-12;
- 28 vs. LSU 1-25-12)
- **Scored 20+ points in three-consecutive games:**
- Arnett Moultrie (20 vs. Troy 12-10-11; 21 vs.
- West Va. 12-3-11; 20 vs. N. Texas 11-27-11)
- **Scored 20+ points in five-consecutive games:**
- Jeff Malone, 1982-83 (11 consecutive)
- **Scored 30+ points in back-to-back games:**
- Jeff Malone (36 at Ole Miss & 30 vs.
- Georgia, 1982-83)
- **Scored 30+ points in three-consecutive games:**
- Jeff Malone (33 at LSU; 36 at Ole Miss &
- 30 vs. Georgia, 1982-83)
- **Made 10 field goals in a game:**
- 10, Arnett Moultrie vs. LSU (1-25-12)
- **Made 11 field goals in a game:**
- 11, Dee Bost vs. Auburn (2-13-10)
- **Made 12 field goals in a game:**
- 12, Arnett Moultrie vs. UMass (3-13-12)
- **Made 13 field goals in a game:**
- 13, Horatio Webster vs. SW Missouri St.
- (11-23-97)
- **Made 14 field goals in a game:**
- 14, Cameron Burns at Georgia (1-17-90)
- **Made 15 or more field goals in a game:**
- 16, Raymond Brown vs. Florida (3-2-85)
- **Attempted 20 field goals in a game:**
- 20, Ravern Johnson vs. St. Mary's (12-29-10)
- **Attempted 21 or more field goals in a game:**
- 21, Dee Bost vs. Kentucky (2-16-10)
- **Attempted 23 or more field goals in a game:**
- 23, Arnett Moultrie vs. UMass (3-13-12)
- **Attempted 25 field goals in a game:**
- 25, Chuck Evans at Alabama (3-6-93)
- **Attempted 26 field goals in a game:**
- 26, Tony Watts at Ole Miss (2-22-92)
- **Attempted 27 or more field goals in a game:**
- 28, Jeff Malone vs. Vanderbilt (1-8-83)
- **Made six 3-pointers in a game:**
- 6, Dee Bost vs. Old Dominion (11-28-09)
- **Made seven 3-pointers in a game:**
- 7, Dee Bost vs. Troy (12-10-11)
- **Made eight or more 3-pointers in a game:**
- 8, Winsome Frazier vs. UMKC (11-23-04)
- **Attempted 11 3-pointers in a game:**
- 11, Dee Bost vs. Detroit (12-17-11)
- **Attempted 12 3-pointers in a game:**
- 12, Ravern Johnson vs. ETSU (12-11-10)
- **Attempted 13 or more 3-pointers in a game:**
- 13, Dee Bost vs. Troy (12-10-11)
- **Attempted 16 or more 3-pointers in a game:**
- 17, Darryl Wilson vs. Alabama (3-4-95)
- **Made 14 or more free throws in a game:**
- 14, Charles Rhodes vs. Oregon (3-21-08)
- **Made 15 or more free throws in a game:**
- 18, Rich Knarr vs. Auburn (2-19-73)
- **Attempted 17 free throws in a game:**
- 17, Jarvis Varnado at Houston (12-19-09)
- **Attempted 18 free throws in a game:**
- 18, Charles Rhodes vs. Oregon (3-21-08)
- **Attempted 19 free throws in a game:**
- 19, Carl Nichols vs. SE La. (12-1-88)

- **Had 16 rebounds in a game:**
- 16, Kodi Augustus at Houston (12-19-09)
- **Had 17 rebounds in a game:**
- 17, Jarvis Varnado at San Diego (12-31-09)
- **Had 18 or more rebounds in a game:**
- 21, Wesley Morgan vs. SE La. (11-28-05)
- **Had 22 or more rebounds in a game:**
- 23, Rickey Brown vs. Vanderbilt (12-6-79)
- **Had 24 or more rebounds in a game:**
- 24, Wiley Peck vs. Alabama (11-27-79)
- **Had 10 or more offensive rebounds in a game:**
- 11, Arnett Moultrie vs. Northwestern State
- (12-22-11)
- **Had 10 defensive rebounds in a game:**
- 10, Arnett Moultrie vs. Ole Miss (1-18-12)
- **Had 11 defensive rebounds in a game:**
- 11, Renardo Sidney (2-11-12)
- **Had 12 or more defensive rebounds in a game:**
- 15, Jarvis Varnado at San Diego (12-31-09)
- **Had 10 assists in a game:**
- 10, Dee Bost vs. LSU (1-25-11)
- **Had 11 assists in a game:**
- 11, Dee Bost vs. Vanderbilt (3-11-11)
- **Had 13 assists in a game:**
- 13, Dee Bost vs. Ole Miss (2-9-12)
- **Had 14 assists in a game:**
- 14, Gary Ervin vs. Florida A&M (12-20-04)
- **Had 15 or more assists in a game:**
- 16, Chuck Evans at UMKC (2-23-93)
- **Had 10 or more turnovers in a game:**
- 10, Charles Rhodes vs. Nicholls (11-11-06)
- **Had five or more blocks in a game:**
- 5, Wendell Lewis vs. St. Mary's (12-29-10)
- **Had seven blocks in a game:**
- 7, Jarvis Varnado at LSU (2-20-10)
- **Had eight blocks in a game:**
- 8, Jarvis Varnado vs. Alabama (2-24-10)
- **Had nine blocks in a game:**
- 9, Jarvis Varnado at Vanderbilt (2-3-10)
- **Had 10 blocks in a game:**
- 10, Jarvis Varnado vs. Arkansas (1-14-10)
- **Had 10+ blocks in two consecutive games:**
- Jarvis Varnado (10 vs. Georgia & 10 vs.
- Kentucky, 2007-08)
- **Had five steals in a game:**
- 5, Brian Bryant (2-14-12)
- **Had six or more steals in a game:**
- 6, Phil Turner vs. South Carolina (2-18-09)

LAST TIME AN MSU TEAM...

- **Scored 100 or more points:**
- 106 vs. Troy (12-10-11)
- **Scored 100 or more points in an SEC game:**
- 105 vs. Auburn (3-2-04)
- **Allowed 100 or more points in an SEC game:**
- 115 at Arkansas (2-20-93)
- **Allowed 110 or more points:**
- 101 vs. UMass (3-13-12)
- **Was held to 52 points or less:**
- 52 vs. Baylor (12-28-11)
- **Was held to 50 points or less:**
- 50 vs. Alabama (2-25-12)
- **Was held to 48 points or less:**
- 36 vs. George Washington (12-8-96)
- **Held opponent to 60 points or less:**
- 59 vs. Arkansas (3-3-12)
- **Held opponent to 57 points or less:**
- 57 vs. No. 15 Arizona (11-18-11)
- **Held opponent to 55 points or less:**
- 52 vs. Alabama (1-14-12)
- **Held opponent to 50 points or less:**
- 50 vs. UT Martin (11-25-11)
- **Held opponent to 45 points or less:**
- 45 vs. MVSU (12-28-09)
- **Held opponent to 39 points or less:**
- 39 at LSU (1-9-08)



Shot 50 percent or better from the field:
 .518 [29-56] vs. Arkansas (3-3-12)

Shot 55 percent or better from the field:
 .563 [40-71] vs. Troy (12-10-11)

Shot 60 percent or better from the field:
 .604 [29-48] vs. Auburn (2-4-12)

Shot 65 percent or better from the field:
 .660 [35-53] vs. Western Kentucky (1-5-09)

Was held to less than 35 percent from the field:
 .345 [19-55] vs. Akron (11-9-11)

Was held to less than 32 percent from the field:
 .270 [17-63] at Hawaii (1-25-10)

Held opp. to 35 percent or less from the field:
 .345 [19-55] vs. Baylor (12-28-11)

Held opp. to 30 percent or less from the field:
 .300 [18-60] vs. San Diego (12-23-10)

Opponent shot 50 percent or better:
 .510 [26-51], Georgia (3-8-12)

Made 35 or more field goals:
 37 vs. St. Bonaventure (12-5-09)

Made 40 or more field goals:
 40 vs. Troy (12-10-11)

Attempted 70 or more shots from the field:
 71 vs. Troy (12-10-11)

Attempted 80 or more shots from the field:
 80 at Alabama (2-21-09)

Attempted 40 or fewer shots from the field:
 39 vs. Vanderbilt (2-12-05)

Made 10 or more 3-pointers:
 10 vs. Vanderbilt (1-21-12)

Made 12 3-pointers:
 12 vs. Auburn (2-4-12)

Made 15 3-pointers:
 15 vs. North Carolina A&T (12-12-10)

Made 16 3-pointers:
 16 vs. Troy (12-10-11)

Did not make a 3-pointer:
 [0-11] at Alabama (1-18-05)

Made just one 3-pointer:
 vs. Southeastern Louisiana (11-28-05)

Made just two 3-pointers:
 vs. Akron (11-9-11)

Attempted only 10 3-pointers:
 10 vs. Alabama State (12-6-08)

Attempted six 3-pointers or less:
 6 at Ole Miss (1-29-03)

Attempted 25 3-pointers:
 25 vs. Ole Miss (2-9-12)

Attempted 26 3-pointers:
 26 vs. South Carolina (3-5-11)

Attempted 27 or more 3-pointers:
 29 vs. Ole Miss (1-18-12)

Attempted 30 or more 3-pointers:
 31 vs. Troy (12-10-11)

Attempted 35 or more 3-pointers:
 35 vs. Kentucky (2-16-10)

Made 31 or more free throws:
 30 vs. Arkansas (1-15-05)

Made 40 or more free throws:
 41 vs. LSU (2-11-09)

Made 50 or more free throws:
 52 vs. LSU (2-11-09)

Made fewer than five free throws:
 4 at Alabama (1-19-08)

Made fewer than four free throws:
 3 vs. Baylor (12-28-11)

Made only 1 free throw:
 1 at Kentucky (1-13-07)

Attempted 35 or more free throws:
 35 vs. Auburn (2-4-12)

Attempted 40 or more free throws:
 41 vs. Charlotte (11-29-06)

Attempted fewer than 10 free throws:
 7 vs. Baylor (12-28-11)

Had 50 or more rebounds:
 50 vs. South Carolina SECT (3-13-09)

Had 55 or more rebounds:
 58 vs. Troy (12-10-05)

Had 59 or more rebounds:
 59 at Houston (12-19-09)

Had 20 or more assists:
 20 vs. Louisiana-Monroe (11-21-11)

Had 21 or more assists:
 21 vs. Auburn (2-4-12)

Had 25 or more assists:
 25 vs. St. Bonaventure (12-05-09)

Had 30 or more assists:
 30 vs. Troy (12-10-11)

Had 20 or more turnovers:
 20 vs. Washington St. (11-28-08)

Had 21 or more turnovers:
 21 at LSU (2-14-12)

Had 25 turnovers:
 25 vs. UT Martin (11-17-07)

Had 26 or more turnovers:
 31 at Kentucky (1-7-97)

Had fewer than 10 turnovers:
 6 vs. Arkansas (3-3-12)

Had five or fewer turnovers:
 5 vs. Florida Atlantic (11-30-10)

Had 10 blocked shots:
 10 vs. Tennessee (1-12-12)

Had 11 blocked shots:
 11 at Alabama (2-21-09)

Had 12 blocked shots:
 12 vs. Troy (11-26-10)

Had 13 blocked shots:
 13 vs. Arkansas (1-14-10)

Had 14 blocked shots:
 14 vs. Texas-Pan American (11-24-09)

Had 16 blocked shots:
 16 vs. Georgia (1-12-08)

Had 10 steals:
 10 at Vanderbilt (1-21-12)

Had 12 steals:
 12 vs. North Texas (11-27-11)

Had 13 or more steals:
 13 at Georgia (1-24-09)

Had 20 or more steals:
 20 vs. Nicholls State (11-17-01)

Had 1 steal or less:
 1 vs. Vanderbilt (3-11-11)

Had 25 or more assists:
 25 vs. St. Bonaventure (12-05-09)

Had 20 or more turnovers:
 20 vs. Washington St. (11-28-08)

Had 25 or more turnovers:
 31 at Kentucky (1-7-97)

Had fewer than 10 turnovers:
 8 at Arkansas (3-2-11)

Had five or fewer turnovers:
 5 vs. Florida Atlantic (11-30-10)

Had 10 blocked shots:
 10 vs. Auburn (1-16-11)

Had 12 blocked shots:
 12 vs. Troy (11-26-10)

Had 14 blocked shots:
 14 vs. Texas-Pan American (11-24-09)

Had 16 blocked shots:
 16 vs. Georgia (1-12-08)

Had 10 steals:
 10 at Alabama (2-21-09)

Had 12 steals:
 12 vs. Jackson State NIT (3-16-10)

Had 13 or more steals:
 13 at Georgia (1-24-09)

Had 20 or more steals:
 20 vs. Nicholls State (11-17-01)

Had 1 steal or less:
 1 vs. Vanderbilt (3-11-11)



2011-12 RECAPS

GAME 1 Humphrey Coliseum • Starkville, MS

Mississippi State **76**
Eastern Kentucky **66**

Eastern Kentucky

Player	FG	3FG	FT	RB	PF	PT	A	Min
Knipp	f 4-7	4-7	0-0	2	2	12	1	25
Stutz	f 5-11	0-0	1-2	8	2	11	1	28
DiNunno	g 4-17	2-11	0-0	2	2	10	3	32
Jones Jo.	g 5-8	3-6	0-0	7	2	13	3	33
Jones Ja.	g 1-5	0-1	1-2	2	2	3	1	24
Newby	1-3	0-0	0-0	2	0	2	0	8
Allgood	0-1	0-1	0-0	0	2	0	0	7
Johnson	0-2	0-2	2-2	2	2	2	1	12
Riggs	4-9	1-5	0-0	2	2	9	0	20
Filipek	2-2	0-0	0-0	0	2	4	1	11
TOTALS	26-65	10-33	4-6	29	18	66	11	200

Mississippi State

Player	FG	3FG	FT	RB	PF	PT	A	Min
Sidney	f 3-5	0-1	3-5	3	2	9	0	23
Moultrie	f 5-9	0-0	3-3	10	3	13	2	34
Bost	g 7-15	4-8	5-7	6	2	23	6	37
Hood	g 5-9	2-6	0-0	9	1	12	4	32
Bryant	g 2-9	0-2	0-2	6	0	4	2	32
Steele	3-6	2-5	1-2	3	1	9	2	21
Lewis	3-5	0-0	0-0	3	0	6	0	21
TOTALS	28-58	8-22	12-19	43	9	76	16	200

Halftime: MSU 33, EK 27. FG%: MSU 48.3%, EK 48.3%. 3FG%: MSU 36.4%, EK 36.4%. FT%: MSU 63.2%, EK 63.2%. Turnovers: MSU 14 (Bost 5), EK 10 (Three with 2). Blocked Shots: MSU 6 (Moultrie 2), EK 1 (Stutz 1). Steals: MSU 9 (Sidney 3), EK 6 (Jones 3, DiNunno 2). Officials: Doug Shaws, John Hampton, James Barker. Attendance: 6,561.

GAME 2 Humphrey Coliseum • Starkville, MS

Akron **68**
Mississippi State **58**

Akron

Player	FG	3FG	FT	RB	PF	PT	A	Min
Cvetinovic	f 3-7	0-1	2-2	6	4	8	0	30
Diggs	f 8-13	1-2	2-2	4	3	19	1	33
McClanahan	g 1-10	0-3	0-0	4	0	2	1	35
Abreu	g 3-9	0-2	2-3	5	3	8	3	29
Marshall	f 5-7	0-0	0-0	6	5	10	0	24
Treadwell	1-2	0-0	0-0	2	2	2	1	7
Walsh	4-7	1-2	0-0	2	1	9	1	17
Harney	3-4	0-0	0-1	3	4	6	0	16
Gilliam	2-3	0-0	0-0	0	0	4	0	7
Egner	0-0	0-0	0-0	0	0	0	0	1
TOTALS	30-62	2-10	6-8	34	22	68	6	200

Mississippi State

Player	FG	3FG	FT	RB	PF	PT	A	Min
Sidney	f 5-9	0-0	2-4	5	2	12	1	25
Moultrie	f 2-13	0-0	4-7	15	1	8	0	38
Bost	g 2-9	1-6	8-9	5	4	13	2	33
Hood	g 4-10	1-4	1-2	4	0	10	1	37
Bryant	g 4-9	0-1	1-1	5	2	9	1	32
Steele	1-3	0-2	2-2	2	3	4	0	19
Lewis	1-1	0-0	0-0	3	0	2	0	13
Smith	0-1	0-0	0-0	0	0	0	0	3
TOTALS	19-55	2-13	18-25	41	12	58	5	200

Halftime: MSU 29, UA 37. FG%: MSU 34.5%, UA 48.4%. 3FG%: MSU 15.4%, UA 20.0%. FT%: MSU 72.0%, UA 75.0%. Turnovers: MSU 19 (Moultrie, Bost 4), UA 15 (Diggs, McClanahan, Abreu 3). Blocked Shots: MSU 5 (Sidney 2), UA 6 (Marshall 5). Steals: MSU 4 (Bost 3), UA 8 (Abreu 6). Officials: Patrick Evans, Tracy Woodson, Ernie Pheal. Attendance: 6,897.

GAME 3 Humphrey Coliseum • Starkville, MS

Mississippi State **80**
South Alabama **65**

South Alabama

Player	FG	3FG	FT	RB	PF	PT	A	Min
Rubit	f 7-12	0-1	2-2	9	2	16	0	39
Carter	f 4-7	0-0	0-0	5	1	8	0	26
Anderson	g 3-13	0-1	1-1	3	3	7	2	28
Roberson	g 0-1	0-1	2-3	0	4	2	2	21
Wright	g 0-1	0-0	0-0	1	2	0	2	20
Jones	0-1	0-0	0-0	1	0	0	1	3
Goldstein	4-9	3-6	0-0	2	2	11	2	26
Ammons	6-9	1-1	2-3	9	5	15	0	27
Lundy	2-4	0-0	2-2	2	1	6	1	10
TOTALS	26-57	4-10	9-11	33	20	65	10	200

Mississippi State

Player	FG	3FG	FT	RB	PF	PT	A	Min
Moultrie	f 9-16	1-2	9-10	13	2	28	0	34
Lewis	c 2-5	0-0	0-0	8	1	4	0	27
Bost	g 6-13	2-8	2-5	7	1	16	2	35
Hood	g 6-11	2-4	1-2	4	3	15	2	32
Bryant	g 3-10	2-4	2-2	2	0	10	4	27
Steele	2-7	1-6	0-0	1	0	5	1	16
Clayton	0-0	0-0	0-0	0	0	0	0	1
Parker	0-0	0-0	0-0	0	0	0	0	1
Price	0-0	0-0	0-0	0	0	0	0	1
Luczak	0-0	0-0	0-0	0	0	0	0	1
Cunningham	0-1	0-1	0-0	0	1	0	0	1
Johnson	0-1	0-0	0-0	0	1	0	0	5
Smith	0-5	0-2	2-2	2	2	2	4	19
TOTALS	28-69	8-27	16-21	41	11	80	13	200

Halftime: MSU 44, SA 29. FG%: MSU 40.6%, SA 45.6%. 3FG%: MSU 29.6%, SA 40.0%. FT%: MSU 76.2%, SA 81.8%. Turnovers: MSU 6 (Bost, Bryant 2), SA 14 (Rubit, Lundy 3). Blocked Shots: MSU 5 (Lewis 3), SA 5 (Carter 2). Steals: MSU 6 (Moultrie 2), SA 4 (Four with 1). Officials: Anthony Jordan, Rick Hartzell, Les Jones. Attendance: 7,962.

GAME 4 Madison Square Garden • New York, N.Y.

Mississippi State **69**
Texas A&M **60**

Texas A&M

Player	FG	3FG	FT	RB	PF	PT	A	Min
Loubeau	f 4-13	1-2	2-4	6	4	11	0	29
E. Turner	f 5-11	1-4	2-2	2	3	13	1	28
R. Turner	c 1-5	0-0	0-0	4	2	2	0	14
Harris	g 1-8	0-3	2-2	1	2	4	3	25
Green	g 2-2	1-1	1-2	0	2	6	1	17
Hibbert	3-7	1-3	0-0	2	0	7	1	28
Davis	0-0	0-0	0-0	1	3	0	0	8
Branch	4-5	2-2	0-0	1	3	10	2	21
Alexander	1-1	0-0	0-0	2	2	2	1	2
Kinsley	0-0	0-0	0-0	1	0	0	0	1
Roberson	1-2	0-0	3-4	10	2	5	0	27
TOTALS	22-54	6-15	10-14	35	23	60	9	200

Mississippi State

Player	FG	3FG	FT	RB	PF	PT	A	Min
Sidney	f 0-8	0-1	3-4	5	3	3	0	22
Bryant	c 4-7	0-1	4-4	7	3	12	2	27
Moultrie	g 2-8	1-1	3-3	8	2	8	2	36
Bost	g 5-11	2-3	8-10	3	2	20	2	33
Hood	g 4-8	2-2	0-0	3	0	10	0	32
Steele	1-3	1-2	0-0	2	0	3	1	10
Clayton	0-1	0-1	0-2	0	0	0	0	0+
Parker	0-0	0-0	0-0	0	0	0	0	0+
Price	0-0	0-0	0-0	0	0	0	0	0+
Luczak	0-0	0-0	0-0	0	0	0	0	0+
Cunningham	0-0	0-0	0-0	0	1	0	0	0+
Lewis	2-2	0-0	1-4	4	4	5	2	22
Smith	4-6	0-2	0-4	4	1	8	2	18
TOTALS	22-54	6-13	19-31	39	16	69	9	200

Halftime: MSU 41, TAM 32. FG%: MSU 40.7%, TAM 40.7%. 3FG%: MSU 46.2%, TAM 40.0%. FT%: MSU 61.3%, TAM 71.4%. Turnovers: MSU 15 (Bost, Moultrie, Smith 3), TAM 16 (Branch, Roberson 3). Blocked Shots: MSU 2 (Sidney, Moultrie), TAM 0. Steals: MSU 12 (Bost 4), TAM 7 (Loubeau 2). Officials: Earl Walton, Brian O'Connell, Mike Kitts. Attendance: 9,036.



2011-12 RECAPS

GAME 9 Humphrey Coliseum • Starkville, MS

Mississippi State	75
West Virginia	62

West Virginia

Player	FG	3FG	FT	RB	PF	PT	A	Min
Jones	f 6-17	0-6	2-2	9	4	14	0	25
Miles	f 1-1	0-0	0-0	1	2	2	1	8
Kilici	c 5-10	0-0	4-7	7	2	14	1	32
Hinds	g 3-9	0-1	4-6	4	5	10	3	33
Bryant	g 5-14	1-6	2-2	2	3	13	3	36
Brown	g 2-6	1-2	0-0	3	1	5	0	32
Browne	0-0	0-0	0-0	2	1	0	0	9
Forsythe	1-1	0-0	2-3	4	2	0	0	15
Williamson	0-0	0-0	0-0	0	1	4	0	1
Noreen	0-0	0-0	0-0	2	3	0	0	9
TOTALS	23-58	2-15	14-20	36	24	62	8	200

Mississippi State

Player	FG	3FG	FT	RB	PF	PT	A	Min
Sidney	f 2-5	0-0	4-4	3	4	8	1	20
Moultrie	f 7-8	1-1	6-7	13	3	21	1	34
Steele	g 4-6	2-3	0-0	1	1	10	0	19
Bost	g 4-14	1-7	8-10	5	3	17	7	37
Hood	g 3-7	1-2	0-0	4	1	7	2	38
Clayton	0-0	0-0	0-0	0	0	0	0	1
Parker	0-0	0-0	0-0	0	0	0	0	1
Price	0-0	0-0	0-0	0	0	0	0	1
Luczak	0-0	0-0	0-0	0	0	0	0	1
Cunningham	0-0	0-0	0-0	0	0	0	0	1
Lewis	3-5	0-0	1-1	2	6	6	0	22
Smith	2-6	0-4	2-2	2	4	6	1	23
TOTALS	25-51	5-17	20-24	31	18	75	12	200

Halftime: MSU 34, WVU 32. FG%: MSU 49.0%, WVU 39.7%. 3FG%: MSU 29.4%, WVU 13.3%. FT%: MSU 83.3%, WVU 70.0%. Turnovers: MSU 12 (Moultrie, Sidney, Smith 3), WVU 11 (Browne, Bryant, Kilici 2). Blocked Shots: MSU 2 (Lewis 2), WVU 0. Steals: MSU 9 (Bost 5), WVU 4 (Browne, Hinds, Kilici, Noreen 1). Officials: Doug Shows, Doug Simmons, Tim Higgins. Attendance: 9,429.

GAME 10 Humphrey Coliseum • Starkville, MS

Mississippi State	106
Troy	68

Troy

Player	FG	3FG	FT	RB	PF	PT	A	Min
Owens	f 3-4	0-0	2-2	4	2	8	0	20
Scott	g 4-16	2-6	0-0	8	0	10	1	23
Weathers	g 5-17	1-5	0-1	3	3	11	6	32
Jones	g 6-14	3-8	0-1	6	4	15	0	36
Clark	g 0-3	0-2	0-0	1	0	0	0	18
Wright	2-6	1-4	2-2	2	5	7	2	17
Jones	2-11	1-8	0-0	3	0	5	0	22
Feldman	0-1	0-1	0-0	0	0	0	0	2
Combs	2-4	0-0	0-2	3	0	4	1	13
Chambers	3-7	0-1	2-2	11	3	8	1	17
TOTALS	27-83	8-35	6-10	46	17	68	11	200

Mississippi State

Player	FG	3FG	FT	RB	PF	PT	A	Min
Sidney	f 7-9	1-1	3-3	8	2	18	0	22
Moultrie	f 9-14	0-0	2-2	12	2	20	5	30
Steele	g 5-9	5-7	0-0	2	0	15	3	31
Bost	g 9-16	7-13	3-4	3	2	28	9	33
Hood	g 5-9	2-6	0-0	4	1	12	6	32
Clayton	0-0	0-0	0-0	1	0	0	0	1
Parker	0-1	0-1	0-0	1	0	0	0	5
Price	0-0	0-0	0-0	0	0	0	0	2
Luczak	0-2	0-0	0-0	0	1	0	0	3
Cunningham	0-3	0-1	0-0	0	1	0	0	3
Johnson	0-1	0-0	0-2	5	0	0	0	7
Lewis	3-4	0-0	2-2	4	0	8	2	16
Smith	2-3	1-2	0-0	3	5	5	5	15
TOTALS	40-71	16-31	10-13	46	14	106	30	200

Halftime: MSU 54, TU 26. FG%: MSU 56.3%, TU 32.5%. 3FG%: MSU 51.6%, TU 22.9%. FT%: MSU 76.9%, TU 60.0%. Turnovers: MSU 13 (Sidney, Bost, Smith 3), TU 17 (Jones, Williams 4). Blocked Shots: MSU 4 (Bost, Johnson, Lewis, Smith 1), TU 2 (Owens 2). Steals: MSU 9 (Smith 4), TU 9 (Williams 4). Officials: Tony Greene, Mike Lance, Lee Cassell. Attendance: 7,742.

GAME 11 Humphrey Coliseum • Starkville, MS

Mississippi State	75
Florida Atlantic	68

Florida Atlantic

Player	FG	3FG	FT	RB	PF	PT	A	Min
Bertone	f 6-12	2-5	0-0	7	4	14	0	36
White	f 5-11	0-2	2-4	7	3	12	0	30
Tucker	g 0-4	0-0	0-2	2	1	0	4	19
Mavin	g 1-3	0-0	2-6	1	3	4	1	17
Gantt	g 2-5	1-3	0-0	1	2	5	0	24
Richardson	1-4	0-0	0-0	0	2	2	1	8
Taylor	7-13	4-7	2-4	3	1	20	4	30
Mattison	0-0	0-0	0-0	2	3	0	0	2
McCoy	1-4	0-0	1-2	5	1	3	0	12
Grier	3-5	2-3	0-0	1	0	8	0	21
Penn	0-0	0-0	0-0	0	0	0	0	1
TOTALS	26-61	9-20	7-18	30	20	68	10	200

Mississippi State

Player	FG	3FG	FT	RB	PF	PT	A	Min
Sidney	f 4-8	1-1	1-7	8	4	10	0	20
Lewis	f 3-3	0-0	2-2	6	2	8	1	37
Steele	g 2-5	1-4	7-8	7	3	12	0	38
Bost	g 8-18	1-7	5-5	1	0	22	3	38
Hood	g 8-14	1-2	2-4	10	2	19	2	40
S. Smith	1-2	0-0	0-0	0	0	2	0	12
Johnson	0-0	0-0	0-0	0	1	0	0	2
D. Smith	1-4	0-2	0-2	2	3	2	1	13
TOTALS	27-54	4-16	17-22	36	15	75	7	200

Halftime: MSU 39, FAU 29. FG%: MSU 50.0%, FAU 42.6%. 3FG%: MSU 25.0%, FAU 45.0%. FT%: MSU 77.3%, FAU 38.9%. Turnovers: MSU 11 (Bost 3), FAU 8 (Taylor 3). Blocked Shots: MSU 6 (Sidney, Lewis 3), FAU 2 (White, Gantt). Steals: MSU 4 (Steele 3), FAU 7 (Taylor 3). Officials: Doug Shows, Ron Groover, Les Jones. Attendance: 7,390.

GAME 12 Calihan Hall • Detroit, MI

Mississippi State	80
Detroit	75

Detroit

Player	FG	3FG	FT	RB	PF	PT	A	Min
Sidney	f 7-10	2-3	0-0	7	2	16	2	22
Moultrie	f 6-9	0-0	5-7	13	1	17	1	35
Steele	g 1-5	1-4	0-0	0	2	3	0	24
Bost	g 4-16	3-11	2-2	4	4	13	5	35
Hood	g 3-5	1-2	1-2	1	4	8	4	17
Bryant	6-10	1-3	4-6	6	2	17	3	30
Lewis	2-2	0-0	0-2	3	1	4	0	23
D. Smith	1-4	0-1	0-0	1	0	2	2	14
TOTALS	30-61	8-24	12-19	38	16	80	17	200

Mississippi State

Player	FG	3FG	FT	RB	PF	PT	A	Min
Lowe	f 1-3	0-0	0-0	6	5	2	1	32
Anderson	f 4-8	0-2	5-5	5	1	13	1	26
Simon	g 4-13	3-7	6-7	5	3	17	3	30
McCallum	g 6-15	2-5	3-5	3	2	17	3	32
Calliste	g 2-5	1-4	2-4	4	1	7	0	28
Boutte	3-5	1-1	0-0	0	2	7	4	25
Johnson	6-8	0-0	0-0	9	4	12	0	17
D. Smith	0-2	0-1	0-0	1	1	0	0	10
TOTALS	26-59	7-20	16-21	33	19	75	12	200

Halftime: MSU 39, UD 36. FG%: MSU 49.2%, UD 44.1%. 3FG%: MSU 33.3%, UD 35.0%. FT%: MSU 63.2%, UD 76.2%. Turnovers: MSU 8 (Smith 3), UD (Simon 3). Blocked Shots: MSU 2 (Sidney, Moultrie), UD 3 (Holman 2). Steals: MSU 2 (Bost, Smith), UD 6 (Anderson, Boutte, 2). Officials: J.B. Caldwell, Tracy Woodson, Steve Anderson. Attendance: 2,217.



2011-12 RECAPS

GAME 17 Humphrey Coliseum • Starkville, MS

Mississippi State 62
Tennessee 58

Tennessee										
Player	FG	3FG	FT	RB	PF	PT	A	Min		
Woolridge	f	2-6	1-2	0-0	5	0	5	1	25	
Maymon	f	6-9	0-0	1-1	4	5	13	0	18	
Richardson g		0-4	0-2	0-0	0	3	0	1	25	
Golden	g	7-11	4-6	2-2	4	3	20	4	34	
Tatum	g	0-7	0-1	0-0	3	0	0	2	28	
Makanjuola	g	0-1	0-0	0-2	6	2	0	0	8	
McBee		1-2	1-2	0-0	1	1	3	1	14	
Hall		5-8	0-0	2-2	3	4	12	0	28	
Miller		0-0	0-0	0-0	0	0	0	0	1	
McRae		2-6	1-1	0-0	3	1	5	0	19	
TOTALS		23-54	7-14	5-7	35	19	58	9	200	

Mississippi State										
Player	FG	3FG	FT	RB	PF	PT	A	Min		
Sidney	f	4-8	1-3	4-4	7	4	13	0	20	
Moultrie	f	6-8	0-1	1-3	4	1	13	0	35	
Steele	g	2-5	2-4	0-0	0	0	6	0	24	
Bost	g	3-11	1-3	6-8	2	2	13	5	29	
Hood	g	3-5	1-3	0-0	4	0	7	1	34	
Bryant		3-6	0-0	0-0	2	1	6	1	15	
Lewis		1-2	0-0	0-0	5	2	2	0	24	
Smith		0-5	0-2	2-2	2	0	2	5	19	
TOTALS		22-50	5-16	13-17	28	10	62	12	200	

Halftime: MSU 36, UT 27. FG%: MSU 44.0%, UT 42.6%. 3FG%: MSU 31.3%, UT 50.0%. FT%: MSU 76.5%, UT 71.4%. Turnovers: MSU 9 (Bost 6), UT 14 (Golden 5). Blocked Shots: MSU 10 (Lewis 5), UT 3 (Richardson, Makanjuola, McRae 1). Steals: MSU 8 (Bost 4), UT 4 (Woolridge, Richardson, McBee, Hall 1). Officials: Tom Eades, John Cahill, Lee Cassell. Attendance: 8,148.

GAME 18 Humphrey Coliseum • Starkville, MS

Mississippi State 56
Alabama 52

Alabama										
Player	FG	3FG	FT	RB	PF	PT	A	Min		
Green	f	6-13	0-0	2-2	4	4	14	3	28	
Mitchell	f	4-12	0-2	0-0	10	2	8	2	38	
Lacey	g	4-8	0-2	0-0	4	2	8	0	33	
Releford	g	3-8	0-4	1-1	2	2	7	3	34	
Randolph	g	2-4	0-0	0-0	2	1	4	0	23	
Eblen		0-0	0-0	0-0	0	0	0	1	4	
Jacobs		2-3	0-0	0-0	3	2	4	0	18	
Steele		2-3	1-1	2-2	2	1	7	2	22	
TOTALS		23-51	1-9	5-5	30	14	52	11	200	

Mississippi State										
Player	FG	3FG	FT	RB	PF	PT	A	Min		
Sidney	f	4-8	0-1	0-0	5	3	8	0	28	
Moultrie	f	10-14	0-0	5-7	13	1	25	0	34	
Steele	g	0-5	0-5	0-0	2	0	0	0	21	
Bost	g	6-13	3-7	2-2	1	1	17	4	34	
Hood	g	0-6	0-3	1-2	7	0	1	1	36	
Bryant		2-6	0-0	1-1	2	1	5	2	17	
Lewis		0-0	0-0	0-0	1	1	0	1	18	
Smith		0-3	0-1	0-0	1	2	0	0	12	
TOTALS		22-55	3-17	9-12	34	9	56	8	200	

Halftime: MSU 27, UA 21. FG%: MSU 40.0%, UA 45.1%. 3FG%: MSU 17.6%, UA 11.1%. FT%: MSU 75.0%, UA 100%. Turnovers: MSU 9 (Steele 3), UA 10 (Releford 4). Blocked Shots: MSU 3 (Moultrie, Hood, Lewis 1), UA 4 (Green 3). Steals: MSU 4 (Sidney 2), UA 4 (Steele 2). Officials: Gary Maxwell, Pat Adams, Bert Smith. Attendance: 8,730.

GAME 19 Tad Smith Coliseum • Oxford, MS

Ole Miss 75
Mississippi State 68

Mississippi State										
Player	FG	3FG	FT	RB	PF	PT	A	Min		
Sidney	f	6-12	1-4	4-4	9	4	17	0	29	
Moultrie	f	4-8	1-2	1-2	12	3	10	1	35	
Bost	g	4-15	4-10	3-4	2	4	15	6	39	
Hood	g	5-10	2-6	1-2	2	5	13	4	30	
Bryant	g	2-8	0-1	3-4	5	3	7	2	30	
Steele		2-6	2-5	0-0	0	2	6	1	16	
Lewis		0-1	0-0	0-0	1	0	0	0	14	
Smith		0-1	0-1	0-0	0	2	0	1	7	
TOTALS		23-61	10-19	12-16	35	23	68	15	200	

Ole Miss										
Player	FG	3FG	FT	RB	PF	PT	A	Min		
Henry	f	3-9	1-3	5-6	3	2	12	3	37	
Buckner	f	8-10	0-0	3-10	15	0	19	1	37	
Holloway	f	2-6	0-0	1-2	7	3	5	1	23	
Williams	g	5-10	0-2	7-9	3	2	17	1	37	
Summers	g	5-11	2-6	0-1	2	3	12	5	32	
Cox		3-4	0-0	1-2	7	2	7	1	19	
Aniefiok		0-0	0-0	0-0	0	0	0	1	3	
Kendrick		1-4	1-2	0-0	0	1	3	1	12	
TOTALS		27-54	4-13	17-30	38	13	75	14	200	

Halftime: UM 38, MSU 33. FG%: MSU 37.7%, UM 50.0%. 3FG%: MSU 34.5%, UM 30.8%. FT%: MSU 75.0%, UM 56.7%. Turnovers: MSU 7 (Moultrie 3), UM 5 (Henry 3). Blocked Shots: MSU 1 (Moultrie), UM 5 (Buckner). Steals: MSU 4 (Moultrie 3) UM 2 (Henry, Williams 1). Officials: Gary Maxwell, Bert Smith, Rick Hartzell. Attendance: 8,404.

GAME 20 Memorial Gymnasium • Nashville, TN

Mississippi State 77
Vanderbilt 78 OT

Mississippi State										
Player	FG	3FG	FT	RB	PF	PT	A	Min		
Sidney	f	4-10	1-2	0-2	1	4	9	2	20	
Moultrie	f	7-16	0-0	7-9	14	1	21	0	45	
Bost	g	8-14	3-6	5-6	5	2	24	4	43	
Hood	g	2-7	1-3	2-2	2	0	7	3	41	
Bryant	g	1-7	0-1	0-2	8	0	2	3	33	
Steele		5-8	5-8	0-0	1	2	15	0	21	
Smith		0-0	0-0	0-0	0	0	0	0	1	
Lewis		0-0	0-0	0-0	3	2	0	0	21	
TOTALS		27-62	10-14	21-37	11	11	78	12	225	

Vanderbilt										
Player	FG	3FG	FT	RB	PF	PT	A	Min		
Goulbourne	f	4-8	4-6	0-0	6	3	12	3	39	
Taylor	f	7-11	3-5	2-4	5	2	19	3	38	
Ezeli	c	5-10	0-0	2-3	14	1	12	0	36	
Tinsley	g	3-8	1-3	0-0	0	2	7	5	32	
Jenkins	g	8-17	5-11	0-0	1	0	21	0	39	
Johnson		2-3	1-1	1-2	1	1	6	2	14	
Parker		0-1	0-1	0-0	4	2	0	1	10	
Tchiengang		0-1	0-0	0-0	0	2	0	1	9	
Odom		0-1	0-0	0-0	1	3	0	1	8	
TOTALS		29-60	14-27	5-9	33	16	77	16	225	

Halftime: VU 39, MSU 28. FG%: MSU 43.5%, VU 48.3%. 3FG%: MSU 50.0%, VU 51.9%. FT%: MSU 66.7%, VU 55.6%. Turnovers: MSU 10 (Bost 4), VU 13 (Jenkins 3). Blocked Shots: MSU 2 (Sidney, Moultrie 1), VU 5 (Ezeli 5). Steals: MSU 10 (Moultrie 4), VU 4 (Jenkins 2). Officials: Tony Greene, Ron Groover, Kevin Scott. Attendance: 14,316.



GAME 21 Humphrey Coliseum • Starkville, MS

Mississippi State 76
LSU 71

Player	FG	3FG	FT	RB	PF	PT	A	Min
Ludwig	f 0-0	0-0	0-0	2	1	0	0	12
Warren	f 2-5	0-0	2-4	1	3	6	1	23
Hamilton	c 5-8	0-0	1-2	5	4	11	1	37
Hickey	g 6-12	4-7	0-0	1	3	16	6	33
Turner	g 3-10	3-4	0-2	3	2	9	1	26
O'Bryant	3-7	0-2	0-0	4	3	6	0	20
Bass	2-4	2-3	0-0	3	0	6	1	12
Stringer	5-12	2-5	5-5	4	2	17	1	25
Isaac	0-2	0-0	0-0	0	3	0	2	12
TOTALS	26-60	11-21	8-13	26	21	71	13	200

Player	FG	3FG	FT	RB	PF	PT	A	Min
Sidney	f 1-8	1-2	0-0	4	3	3	0	19
Moultre	f 10-18	0-0	8-11	12	4	28	0	37
Bost	g 1-6	0-4	7-10	7	1	9	10	40
Hood	g 4-10	1-4	4-5	5	1	13	2	37
Bryant	g 1-1	0-0	0-0	2	1	2	1	23
Steele	4-6	3-4	4-4	0	1	15	0	19
Smith	0-1	0-0	0-0	1	0	0	0	2
Lewis	3-5	0-0	0-1	9	1	6	1	23
TOTALS	24-55	5-14	23-31	46	12	76	14	200

Halftime: MSU 32, LSU 31. FG%: MSU 43.6%, LSU 43.3%. 3FG%: MSU 35.7%, LSU 52.4%. FT%: MSU 74.2%, LSU 61.5%. Turnovers: MSU 16 (Sidney 5), LSU 10 (Hickey 4). Blocked Shots: MSU 4 (Sidney, Bost, Hood, Bryant 1), LSU 2 (Warren 2). Steals: MSU 5 (Bost 3), LSU 5 (Hickey 3). Officials: Joe Lindsey, Antinio Petty, Jamie Luckie. Attendance: 9,925.

GAME 22 O'Connell Center • Gainesville, FL

Florida 69
Mississippi State 57

Player	FG	3FG	FT	RB	PF	PT	A	Min
Sidney	f 2-7	0-2	1-2	6	2	5	0	27
Moultre	f 4-10	0-0	4-8	13	5	12	2	36
Bost	g 4-7	2-4	2-2	2	3	12	4	39
Hood	g 3-6	1-3	0-0	2	0	7	2	34
Bryant	g 5-6	1-1	0-0	4	1	11	2	26
Steele	3-9	3-6	0-0	1	2	9	0	23
Lewis	0-3	0-0	1-2	2	1	1	0	15
TOTALS	21-48	7-16	8-14	34	14	57	10	200

Player	FG	3FG	FT	RB	PF	PT	A	Min
Yeguate	f 2-3	0-0	0-2	7	2	4	1	28
Murphy	c 5-9	4-7	0-0	4	1	14	1	28
Boynton	g 1-6	0-3	0-0	1	0	2	5	29
Walker	g 4-10	2-6	0-1	2	1	10	4	34
Beal	g 6-9	3-4	4-4	4	3	19	2	32
Rosario	2-5	1-2	0-0	1	0	5	0	12
Young	6-11	0-0	0-0	6	3	12	1	24
Wilbekin	1-3	1-2	0-0	0	1	3	1	13
TOTALS	27-56	11-24	4-7	26	11	69	15	200

Halftime: UF 30, MSU 27. FG%: MSU 43.8%, UF 48.2%. 3FG%: MSU 43.8%, UF 45.8%. FT%: MSU 57.1%, UF 57.1%. Turnovers: MSU 14 (Moultre 6), UF 5 (Rosario 2). Blocked Shots: MSU 1 (Moultre 1), UF 3 (Murphy 2). Steals: MSU 2 (Bost, Lewis), UF 5 (Yeguate 2). Officials: Doug Shows, Anthony Jordan, Mike Kitts. Attendance: 12,045.

GAME 23 Humphrey Coliseum • Starkville, MS

Mississippi State 91
Auburn 88

Player	FG	3FG	FT	RB	PF	PT	A	Min
Payne	f 3-5	0-0	4-4	9	1	10	1	32
Gabriel	f 7-14	4-8	4-4	11	4	22	0	34
Chubb	g 4-12	0-0	0-2	6	3	8	0	29
Wallace	g 1-3	0-1	0-0	1	1	2	1	12
Sullivan	g 4-8	1-4	7-10	1	0	16	3	32
Ward	7-14	1-5	9-12	1	5	24	5	29
Densen	1-2	0-1	1-2	0	1	3	0	9
Johnson	0-2	0-1	0-0	0	3	0	0	8
Forbes	1-1	0-0	1-2	2	5	3	0	12
Kouassi	0-0	0-0	0-0	0	0	0	0	3
TOTALS	28-61	6-20	26-36	34	23	88	10	200

Player	FG	3FG	FT	RB	PF	PT	A	Min
Sidney	f 5-5	1-1	6-9	3	3	17	1	23
Moultre	f 7-13	0-0	7-11	7	3	21	1	30
Bost	g 4-6	4-6	3-7	3	5	15	7	24
Hood	g 4-8	3-5	0-0	6	3	11	2	34
Bryant	g 3-6	0-0	1-4	7	2	7	9	32
Steele	4-8	3-6	2-2	0	1	13	0	25
S. Smith	1-1	1-1	2-2	1	0	5	0	7
Johnson	0-0	0-0	0-0	0	1	0	0	1
Lewis	1-1	0-0	0-0	3	4	2	1	24
TOTALS	29-48	12-19	21-35	32	22	91	21	200

Halftime: AU 44, MSU 43. FG%: MSU 60.4%, AU 45.9%. 3FG%: MSU 63.2%, AU 30.0%. FT%: MSU 60.0%, AU 72.2%. Turnovers: MSU 10 (Bost 4), AU 3 (Three with 1). Blocked Shots: MSU 3 (Hood 2), AU 1 (Gabriel). Steals: MSU 2 (Bost, Sidney), AU 6 (Ward 3). Officials: Antinio Petty, Mike Nance, Bruce Benedict. Attendance: 9,026.

GAME 24 Humphrey Coliseum • Starkville, MS

Mississippi State 70
Ole Miss 60

Player	FG	3FG	FT	RB	PF	PT	A	Min
Buckner	f 6-10	0-0	3-7	9	1	15	0	32
Holloway	f 4-7	0-0	0-0	4	2	8	2	33
Henry	g 2-9	0-3	2-2	5	3	6	0	30
Williams	g 0-6	0-0	0-0	3	0	0	0	27
Summers	g 5-8	2-4	0-2	1	1	12	4	28
Cox	1-2	0-0	0-2	1	1	2	0	10
White	2-5	0-1	0-0	1	0	4	1	14
Aniefok	0-0	0-0	0-0	0	0	0	0	1
Jones	1-1	0-0	0-0	2	1	2	0	5
Kendrick	4-10	1-1	2-2	5	3	11	2	20
TOTALS	25-53	3-9	7-15	33	12	60	9	200

Player	FG	3FG	FT	RB	PF	PT	A	Min
Sidney	f 6-9	1-2	1-1	7	3	14	0	27
Moultre	f 9-14	0-0	0-2	9	3	18	2	37
Bost	g 4-9	3-6	4-4	1	1	15	13	33
Hood	g 4-12	2-8	0-0	6	2	10	1	35
Bryant	g 1-3	0-0	0-0	3	2	2	1	21
Steele	3-10	3-8	0-0	4	0	9	0	23
Smith	0-0	0-0	0-0	2	0	0	0	4
Clayton	0-0	0-0	0-0	0	0	0	0	1
Parker	0-0	0-0	0-0	0	0	0	0	1
Price	0-0	0-0	0-0	0	0	0	0	1
Luczak	0-0	0-0	0-0	0	0	0	0	1
Cunningham	0-1	0-1	0-0	0	0	0	0	1
Johnson	0-1	0-0	0-0	0	0	0	0	1
Lewis	1-2	0-0	0-0	4	3	2	0	14
TOTALS	28-61	9-25	5-7	38	14	70	17	200

Halftime: MSU 40, UM 27. FG%: MSU 45.9%, UM 43.1%. 3FG%: MSU 36.0%, UM 33.3%. FT%: MSU 71.4%, UM 46.7%. Turnovers: MSU 11 (Bost 3), UM 6 (Henry 2). Blocked Shots: MSU 2 (Moultre, Lewis 1), UM 1 (Buckner). Steals: MSU 5 (Bost 3), UM 7 (Kendrick 2). Officials: Tony Greene, Doug Shows, Pat Adams. Attendance: 10,364.



2011-12 RECAPS

GAME 25 Humphrey Coliseum • Starkville, MS

Georgia **70**
Mississippi State **68** OT

Georgia									
Player	FG	3FG	FT	RB	PF	PT	A	Min	
Thornton	f 1-5	0-0	0-2	9	2	2	0	33	
Williams	f 5-8	0-0	1-4	7	5	11	0	30	
Ca.-Pope	g 7-15	6-12	0-0	8	1	20	3	40	
Ware	g 4-10	3-8	0-0	5	1	11	3	39	
Robinson	g 4-15	1-3	4-5	3	1	13	1	38	
Williams	1-1	0-0	0-0	0	0	2	1	9	
Brantley	0-0	0-0	0-0	0	2	0	1	3	
Florvey	2-4	0-0	0-0	1	0	4	0	11	
Djurisic	3-9	1-3	0-0	4	1	7	0	22	
TOTALS	27-67	11-26	5-11	40	13	70	9	225	

Mississippi State									
Player	FG	3FG	FT	RB	PF	PT	A	Min	
Sidney	f 3-9	0-1	4-8	12	1	10	0	35	
Moultre	f 5-6	0-0	2-2	6	3	12	0	37	
Bost	g 8-17	3-10	2-3	3	0	21	4	43	
Hood	g 2-6	1-4	3-4	4	2	8	3	39	
Bryant	g 0-2	0-1	0-0	2	1	0	1	19	
Steele	5-9	4-7	1-1	2	3	15	0	31	
Smith	0-0	0-0	2-2	0	0	2	0	3	
Lewis	0-1	0-0	0-0	1	1	0	0	18	
TOTALS	23-50	8-23	14-20	33	11	68	8	225	

Halftime: MSU 34, UGA 31. FG%: MSU 46.0%, UGA 40.3%. 3FG%: MSU 34.8%, UGA 42.3%. FT%: MSU 70.0%, UGA 45.5%. Turnovers: MSU 9 (Moultre 3), UGA 4 (Robinson 2). Blocked Shots: MSU 5 (Sidney 3), UGA 1 (Williams). Steals: MSU 3 (Bost 2), UGA 7 (Robinson 3). Officials: Anthony Jordan, Mike Nance, Chuck Jones. Attendance: 7,610.

GAME 26 Maravich Assembly Center • Baton Rouge

LSU **69**
Mississippi State **67** OT

Mississippi State									
Player	FG	3FG	FT	RB	PF	PT	A	Min	
Sidney	f 6-12	1-2	0-0	4	2	13	0	26	
Moultre	f 3-9	0-1	4-6	11	3	10	1	37	
Bost	g 6-13	3-8	0-0	3	1	15	5	42	
Hood	g 6-11	2-3	0-0	8	1	14	0	40	
Bryant	g 4-8	0-0	1-2	5	3	9	2	30	
Steele	g 4-8	0-3	0-0	2	3	0	0	17	
S. Smith	0-0	0-0	0-0	0	0	0	0	2	
Lewis	2-2	0-0	0-0	8	4	4	0	25	
D. Smith	0-1	0-1	2-2	1	0	2	1	6	
TOTALS	27-60	6-18	7-10	43	17	67	9	225	

LSU									
Player	FG	3FG	FT	RB	PF	PT	A	Min	
O'Bryant	f 2-6	0-0	0-1	4	2	4	0	26	
Hamilton	c 4-10	2-3	4-4	3	2	14	0	30	
Hickey	g 4-10	0-5	0-0	3	2	8	1	33	
Stringer	g 4-9	1-4	1-2	0	3	10	5	36	
Turner	g 6-13	2-5	3-4	5	1	17	3	38	
Bass	0-0	0-0	0-0	2	0	0	3	12	
White	2-3	0-0	0-0	1	1	4	0	13	
Warren	4-9	0-0	2-2	11	2	10	0	21	
Isaac	1-5	0-2	0-0	1	0	2	0	16	
TOTALS	27-65	5-19	10-13	32	13	69	12	225	

Halftime: MSU 36, LSU 29. FG%: MSU 45.0%, LSU 41.5%. 3FG%: MSU 33.3%, LSU 26.3%. FT%: MSU 70.0%, LSU 76.9%. Turnovers: MSU 21 (Moultre 6), LSU 11 (Hamilton 3). Blocked Shots: MSU 1 (Lewis 1), LSU 4 (O'Bryant III, Hamilton, Warren, Isaac 1). Steals: MSU 8 (Bryant 5), LSU 15 (Hamilton 4). Officials: Mike Stuart, Mike Kitts, Mike Roberts. Attendance: 8,565.

GAME 27 Auburn Arena • Auburn, AL

Auburn **65**
Mississippi State **55**

Mississippi State									
Player	FG	3FG	FT	RB	PF	PT	A	Min	
Moultre	f 6-15	2-3	2-2	11	1	16	0	37	
Lewis	f 1-1	0-0	1-4	5	3	3	1	29	
Bost	g 2-9	1-6	6-8	2	1	11	4	38	
Hood	g 3-12	1-8	2-2	4	1	9	2	39	
Bryant	g 3-5	0-0	1-1	4	3	7	0	18	
Steele	2-5	1-4	0-0	1	1	5	0	19	
S. Smith	0-1	0-0	0-0	0	0	0	0	4	
D. Smith	2-6	0-1	0-0	2	4	4	2	16	
TOTALS	19-54	5-22	12-17	31	15	55	9	200	

Auburn									
Player	FG	3FG	FT	RB	PF	PT	A	Min	
Gabriel	f 6-15	1-6	2-2	9	2	15	1	36	
Forbes	f 3-4	0-0	0-0	4	4	6	0	25	
Chubb	c 1-4	0-0	2-3	7	3	4	1	17	
Wallace	g 1-1	0-0	0-0	0	0	2	1	15	
Sullivan	g 6-14	2-6	2-3	4	3	16	1	33	
Ward	4-7	0-1	2-2	2	3	10	9	26	
Payne	1-3	1-2	3-4	6	0	6	0	16	
Denson	3-4	0-0	0-0	1	1	6	0	11	
Johnson	0-1	0-0	0-0	1	1	0	0	16	
Kouassi	0-0	0-0	0-0	0	1	0	0	5	
TOTALS	25-53	11-14	36	18	65	13	200		

Halftime: MSU 41, UK 28. FG%: MSU 40.7%, UK 43.9%. 3FG%: MSU 45.0%, UK 37.5%. FT%: MSU 73.3%, UK 81.0%. Turnovers: MSU 12 (Moultre, Bost 3), UK 9 (Teague 3). Blocked Shots: MSU 4 (Moultre 2), UK 5 (Kidd-Gilchrist, Davis 2). Steals: MSU 5 (Bost 4), UK 7 (Kidd-Gilchrist, Davis 2). Officials: Ted Valentine, Doug Shows, Bert Smith. Attendance: 10,213.

GAME 28 Humphrey Coliseum • Starkville, MS

Kentucky **73**
Mississippi State **64**

Kentucky									
Player	FG	3FG	FT	RB	PF	PT	A	Min	
Jones	f 5-12	0-1	1-3	6	3	11	1	33	
K.-Gilchrist	f 7-12	0-1	4-5	10	0	18	1	36	
Davis	f 4-9	0-2	5-6	11	1	13	1	38	
Lamb	g 3-9	1-3	4-4	1	0	11	2	33	
Teague	g 3-8	2-3	0-0	2	4	8	2	33	
Miller	3-7	3-6	3-3	3	2	12	3	31	
Vargas	0-0	0-0	0-0	0	0	0	0	2	
Wilgler	0-0	0-0	0-0	0	0	0	0	4	
TOTALS	25-57	6-16	17-21	36	10	73	10	200	

Mississippi State									
Player	FG	3FG	FT	RB	PF	PT	A	Min	
Sidney	f 1-6	1-2	0-2	1	4	3	1	21	
Moultre	f 6-10	0-1	1-1	11	2	13	2	39	
Bost	g 5-15	3-6	8-8	2	4	21	7	38	
Hood	g 2-6	2-4	0-0	2	1	6	0	12	
Bryant	g 3-6	0-0	0-2	5	1	6	2	35	
Steele	4-8	3-7	2-2	1	2	13	1	33	
Smith	0-0	0-0	0-0	0	0	0	0	1	
Lewis	1-3	0-0	0-0	3	3	2	0	19	
Smith	0-0	0-0	0-0	1	0	0	0	2	
TOTALS	22-54	9-20	11-15	32	17	64	13	200	

Halftime: MSU 41, UK 28. FG%: MSU 40.7%, UK 43.9%. 3FG%: MSU 45.0%, UK 37.5%. FT%: MSU 73.3%, UK 81.0%. Turnovers: MSU 12 (Moultre, Bost 3), UK 9 (Teague 3). Blocked Shots: MSU 4 (Moultre 2), UK 5 (Kidd-Gilchrist, Davis 2). Steals: MSU 5 (Bost 4), UK 7 (Kidd-Gilchrist, Davis 2). Officials: Ted Valentine, Doug Shows, Bert Smith. Attendance: 10,213.



2011-12 RECAPS

GAME 33 Humphrey Coliseum • Starkville, MS

UMass **101**
Mississippi State **96 2OT**

UMass									
Player	FG	3FG	FT	RB	PF	PT	A	Min	
Vinson	f	5-12	1-4	1-1	3	4	12	1	28
Putney	f	5-12	0-4	0-0	16	5	10	2	27
Carter	c	6-10	0-0	8-12	12	4	20	0	48
Williams	g	11-20	4-7	2-2	8	4	28	6	47
Morgan	g	3-12	2-6	0-0	6	3	8	4	45
Farrell		6-13	2-4	2-2	2	0	16	1	38
Esho		1-3	0-0	1-2	3	3	3	0	8
Riley		2-8	0-3	0-0	1	0	4	1	9
TOTALS		39-90	9-28	14-19	56	23	101	15	250

Mississippi State									
Player	FG	3FG	FT	RB	PF	PT	A	Min	
Sidney	f	1-4	0-1	1-2	3	3	3	1	16
Moultrie	f	12-23	2-5	8-9	6	0	34	3	49
Bost	g	5-12	3-7	7-8	6	3	20	13	50
Hood	g	3-12	2-7	0-0	8	3	8	4	45
Bryant	g	5-12	0-2	2-2	7	2	12	0	32
Steele		5-10	5-9	2-2	4	1	17	1	32
Lewis		1-2	0-0	0-0	4	5	2	0	22
Smith		0-0	0-0	0-2	0	0	0	0	4
TOTALS		32-75	12-31	20-25	41	17	96	22	250

Halftime: UMass 41, MSU 31. FG%: MSU 42.7%, UMass 43.3%. 3FG%: MSU 32.1%, UMass 38.7%. FT%: MSU 80.0%, UMass 73.7%. Turnovers: MSU 15 (Bost 5), UMass 12 (Williams 3). Blocked Shots: MSU 3 (Hood, Moultrie, Lewis 1), UMass 3 (Morgan 2). Steals: MSU 6 (Hood, Bryant 2), UMass 11 (Williams 3). Officials: Ray Natili, Tim Gattis, Earl Walton. Attendance: 2,507.



Overall Standings					Overall Standings				
School	SEC	Pct	All	Pct	School	SEC	Pct	All	Pct
Kentucky & Tennessee	16-0	1.000	38-2	.950	Arkansas	6-10	.375	18-14	.563
Vanderbilt ^	10-6	.625	19-15	.559	Auburn	5-11	.313	15-16	.484
Florida	10-6	.625	25-11	.694	Georgia	5-11	.313	15-17	.469
Alabama	9-7	.563	26-11	.703	South Carolina	2-14	.125	10-21	.323
Mississippi State	8-8	.500	21-12	.636	& - Regular Season Champions Champions				
Ole Miss	8-8	.500	20-14	.588	\$ - SEC Tournament Champions				
LSU	7-9	.438	18-15	.545					

2012 SEC Tournament Results
New Orleans Arena, New Orleans

Thursday, March 8 (First Round)
 (8) LSU 70, (9) Arkansas 54
 (5) Alabama 63 (12), South Carolina 57
 (7) Ole Miss 68, (10) Auburn 54
 (11) Georgia 71, (6) Mississippi State 61

Friday, March 9 (Second Round)
 (1) Kentucky 60, (8) LSU 51
 (4) Florida 66, (5) Alabama 63
 (7) Ole Miss 77, (2) Tennessee 72
 (3) Vanderbilt 62, (11) Georgia 41

Saturday, March 10 (Semifinals)
 (1) Kentucky 74, (4) Florida 71
 (3) Vanderbilt 65, (7) Ole Miss 53

Sunday March 11 (Finals)
 (3) Vanderbilt 71, (1) Kentucky 64

SEC All-Tournament Team

John Jenkins, Vanderbilt — MVP
 Eric Murphy, Florida
 Bradley Beal, Florida
 Terrence Jones, Florida
 Anthony Davis, Kentucky
 Lance Goulbourne, Vanderbilt

SEC Coach of the Year

Coaches - John Calipari, Kentucky
 AP - John Calipari, Kentucky

SEC Player of the Year

Coaches & AP - Anthony Davis, Kentucky

SEC Freshman of the Year

Coaches & AP - Anthony Davis, Kentucky

SEC 6th Man of the Year

Coaches - Davius Miller, Kentucky

SEC Defensive Player of the Year

Coaches - Anthony Davis, Kentucky

SEC Scholar-Athlete of the Year

Coaches - Patric Young, Florida

Coaches All-SEC Team

- **First Team**
- Bradley Beal, Florida
- Kenny Boynton, Florida
- Anthony Davis, Kentucky
- Michael Kidd-Gilchrist, Kentucky
- **Dee Bost, Mississippi State**
- **Arnett Moultrie, Mississippi State**
- John Jenkins, Vanderbilt
- Jeffery Taylor, Vanderbilt
- **Second Team**
- JaMychal Green, Alabama
- Trevor Releford, Alabama
- BJ Young, Arkansas
- Erving Walker, Florida
- Terrence Jones, Kentucky
- Doron Lamb, Kentucky
- Justin Hamilton, LSU
- Terrance Henry, Ole Miss
- Jeronne Maymon, Tennessee

Coaches All-SEC Defensive Team

- Anthony Davis, Kentucky
- Michael Kidd-Gilchrist, Kentucky
- Reginald Buckner, Ole Miss
- Damontre Harris, South Carolina
- Jeffery Taylor, Vanderbilt

SEC All-Freshman Team

- BJ Young, Arkansas
- Bradley Beal, Florida
- Kentavious Caldwell-Pope, Georgia
- Anthony Davis, Kentucky
- Michael Kidd-Gilchrist, Kentucky
- Anthony Hickey, LSU
- **Rodney Hood, Mississippi State**
- Jarnell Stokes, Tennessee

AP SEC All-SEC Team

- **First Team**
- u-Anthony Davis, Kentucky
- u-John Jenkins, Vanderbilt
- Michael Kidd-Gilchrist, Kentucky
- **Dee Bost, Mississippi State**
- **Arnett Moultrie, Mississippi State**
- **Second Team**
- Kenny Boynton, Florida
- Jeffery Taylor, Vanderbilt
- Bradley Beal, Florida
- Terrence Jones, Kentucky
- JaMychal Green, Alabama
- Jeronne Maymon, Tennessee
- **Honorable Mention**
- Kentavious Caldwell-Pope, Georgia
- Murphy Holloway, Ole Miss
- Doron Lamb, Kentucky
- Trevor Releford, Alabama
- Erving Walker, Florida
- BJ Young, Arkansas

u - Unanimous selection to first team

SEC Player/Freshman of the Week

- **N14** Trae Golden, UT (P)
- Anthony Davis, UK (F)
- **N21** Tony Mitchell, Bama (P)
- **Rodney Hood, MSU (F)**
- **N28** Murphy Holloway, UM (P)
- Bradley Beal, UF (F)
- **D5** Terrence Jones, UK (P)
- Jarvis Summers, UM (F)
- **D12** Patric Young, UF (P)
- Bradley Beal, UF (F)
- **D19** Kenny Boynton, UF (P)
- K. Caldwell-Pope, UGA (F)
- **D26** Ralston Turner, LSU (P)
- Bradley Beal, UF (F)
- **J2** Michael Kidd-Gilchrist, UK (P)
- Anthony Davis, UK (F)
- **J9** Justin Hamilton, LSU (P)
- B.J. Young, UA (F)
- **J16** Arnett Moultrie, MSU (P)
- Anthony Davis, UK (F)
- **J23** Terrence Henry, UM (P)
- Jarnell Stokes, UT (F)
- **J30** Jeffery Taylor, VU (P)
- Bradley Beal, UF (F)
- **F6** Anthony Davis, UK (P)
- Bradley Beal, UF(F)
- **F13** Gerald Robinson, UGA (P)
- Marquis Teague, UK (F)
- **F20** John Jenkins, VU (P)
- Bradley Beal, UF (F)
- **F27** Anthony Davis, Kentucky (P)
- Michael Kidd-Gilchrist, UK (F)
- **M5** Jarnell Stokes, UT (P)
- Anthony Davis, UK (F)

(P) - SEC Player of the Week
 (F) - SEC Freshman of the Week



MSU INDIVIDUAL RECORDS

Most Points Scored:

Game: 47, Bailey Howell vs. Union (12-4-58)

Season: 777, Jeff Malone (1982-83)
Career: 2142, Jeff Malone (1980-83)

Highest Scoring Average:

Season: 28.3, Jim Ashmore (1956-57)
Career (3 yrs): 27.1, Bailey Howell (1957-59)

Career (4 yrs): 20.6, Jim Ashmore (1954-57)

Most FGs Made:

Game: 18, Rickey Brown vs. Auburn (3-7-77)

Season: 323, Jeff Malone (1982-83)
Career: 906, Jeff Malone (1980-83)

Most Consecutive FGs Made:

1 Gm: 11, Tony Watts at Alabama (1-14-89)

1+ Gms: 15, Russell Walters vs. Ole Miss [8] & Northwestern St. [7] (1-14-95 to 1-16-95)

Most FGs Attempted:

Game: 33, Dave Williams at Auburn (1-3-66); Jim Ashmore vs. Ole Miss (1-19-57); Gerald Caveness vs. Florida (2-20-54)
Season: 616, Jim Ashmore (1956-57)
Career: 1768, Jeff Malone (1980-83)

Highest FG Percentage:

Game (Min. 10 FGA): .909 (10-of-11), Trey Moore vs. Loyola [NO] (12-14-96); Ervin Dillon vs. Delta State (12-1-84)

Season (Min. 125 FGA): .671 (167-249), Cameron Burns (1988-89)
Career (Min. 200 FGA): .630 (192-305), Bill Singletary (1972-74)
Career (Min. 400 FGA): .589 (548-930), Jarvis Varnado (2007-10)

Most 3-Point FGs Made:

Game: 8, Winsome Frazier vs. UMKC (11-23-04); Marckell Patterson vs. Florida (1-10-01); Antonio Jackson at California (11-13-00); Darryl Wilson vs. Alabama (3-4-95)

Season: 97, Darryl Wilson (1995-96)
Career: 280, Barry Stewart (2007-10)

Most Consecutive Games With 3FGM:

Career: 39, Darryl Wilson (1994-95)

Most 3-Point FGs Attempted:

Game: 17, Darryl Wilson vs. Alabama (3-4-95)

Season: 237, Darryl Wilson (1995-96)
Career: 779, Barry Stewart (2007-10)

Highest 3-Pt. FG Percentage:

Game (Min. 5 FGA): .857 (6-of-7), Ravern Johnson vs. Western Kentucky (1-5-09)
Season (Min. 50 FGA): .481 (38-79), Shane Power (2003-04)
Season (Min. 100 FGA): .430 (61-142), Tony Watts (1991-92)
Season (Min. 200 FGA): .414 (94-227), Darryl Wilson (1994-95)

Career (Min. 100 FGA): .417 (95-228), Shane Power (2004-05)

• Career (Min. 300 FGA): 400 (258-645), Darryl Wilson (1994-96)

Most FTs Made:

• Game: 21, Jerry Graves vs. Vandy (1-14-61)
• Season: 243, Bailey Howell (1957-58)
• Career: 682, Bailey Howell (1957-59)

Most Consecutive FT Made:

• 1 Gm: 18, Rich Knarr vs. Auburn (2-19-73)
• 1+ Gms: 43, Paul Smith (12-12-64 to 2-22-65)

Most FTs Attempted:

• Game: 27, Jerry Graves vs. Vandy (1-14-61)
• Season: 315, Bailey Howell (1957-58)
• Career: 892, Bailey Howell (1957-59)

Highest FT Percentage:

• Game (Min. 15 FTA): 1.000 (16-16), Bailey Howell at Tulane (2-3-58)
• Season (Min. 50 FTA): .927 (51-55), Paul Smith (1964-65)
• Season (Min. 100 FTA): .870 (120-138), Red Stroud (1962-63)
• Career (Min. 150 FTA): .864 (133-154), Paul Smith (1964-66)
• Career (Min. 200 FTA): .847 (221-261), Rich Knarr (1973-76)
• Career (Min. 300 FTA): .825 (296-359), Red Stroud (1961-63)
• Career (Min. 400 FTA): .812 (439-541), Darryl Wilson (1994-96)

Most Rebounds:

• Game: 34, Bailey Howell vs. LSU (2-1-57)
• Season: 492, Bailey Howell (1956-57)
• Career: 1277, Bailey Howell (1957-59)

Highest Rebounding Average:

• Season: 19.7, Bailey Howell (1956-57)
• Career (3 yrs): 17.0, Bailey Howell (1957-59)
• Career (4 yrs): 10.2, Rickey Brown (1977-80)

Most Offensive Rebounds:

• Game: 11, Lawrence Roberts at Alabama (3-6-04); Tyrone Washington at Auburn (2-7-98); Arnett Moultrie vs. Northwestern State (12-22-11)
• Season: 125, Erick Dampier (1995-96)
• Career: 346, Jarvis Varnado (2007-10)

Most Defensive Rebounds:

• Game: 14, Charles Rhodes vs. Auburn (2-4-06) & Jacksonville State (12-15-05)
• Season: 262, Jarvis Varnado (2007-10)
• Career: 750, Jarvis Varnado (2007-10)
• Most Assists:
• Game: 16, Chuck Evans at UMKC (2-23-93)
• Season: 235, Chuck Evans (1992-93)
• Career: 633, Dee Bost (2009-12)

Highest Assists-Per-Game Average:

• Season: 8.10, Chuck Evans (1992-93)
• Career (2 yrs): 7.96, Chuck Evans (1992-93)
• Career (4 yrs): 5.19, Dee Bost (2009-12)

Most Turnovers:

• Game: 11, Al Perry at Evansville (12-17-75)
• Season: 142, Jamont Gordon (2005-06)
• Career: 403, Jamont Gordon (2006-08)

Most Blocked Shots:

• Game: 10, Jarvis Varnado vs. Miami [FL] (12-13-07), vs. Georgia & vs. Kentucky (1-15-08); Arkansas (1-14-10)
• Season: 170, Jarvis Varnado (2008-09 & 09-10)
• Career: 564, Jarvis Varnado (2007-10)

Highest Blocks-Per-Game Avg.:

• Season: 4.72, Jarvis Varnado (2008-09 & 09-10)
• Career: 4.0, Jarvis Varnado (2007-10)

Most Steals:

• Game: 8, Gary Hooker vs. Samford (12-29-75) & vs. SW La. (12-6-75)
• Season: 83, Chuck Evans (1991-92)
• Career: 217, Ray White (1976-79)

Highest Steals-Per-Game Average:

• Season: 2.96, Chuck Evans (1991-92)
• Career (2 yrs): 2.89, Chuck Evans (1992-93)
• Career (4 yrs): 2.17, Ray White (1976-79)

Most Charges Taken:

• Season: 23, Mario Austin (2001-02)
• Career: 51, Mario Austin (2001-03)

Most Dunks:

• Game: 6, Bubba Wilson vs. Troy (11-30-93)
• Season: 68, Charles Rhodes (2007-08)
• Career: 183, Charles Rhodes (2005-08)

Most Personal Fouls:

• Game: 6, 12 times (1989-90)
• Season: 117, Todd Merritt (1989-90)
• Career: 404, Rickey Brown (1977-80)

Most Disqualifications:

• Season: 14, Wayne Duncan (1955-56)
• Career: 30, Rickey Brown (1977-80)

Most Games Played:

• Season: 36, five players (2009-10); six players (2008-09); five players (2001-02)
• Career: 141, Barry Stewart (2007-10) and Jarvis Varnado (2007-10)

Most Games Started:

• Season: 36, Jarvis Varnado, Dee Bost, Barry Stewart (2009-10) & Jarvis Varnado, Barry Stewart, Ravern Johnson, Dee Bost (2008-09)
• Career: 122, Dee Bost (2009-12)

Most Minutes Played:

• Game: 57, Greg Carter vs. Ole Miss, 4ot (1-24-90)
• Season: 1255, Dee Bost (2009-10)
• Career: 4431, Barry Stewart (2007-10)

Highest Minutes-Per-Game Avg.:

• Season: 37.4, Kalpatrick Wells (1981-82)
• Career (2 yrs): 35.3, Chuck Evans (1992-93)
• Career (4 yrs): 35.0, Jeff Malone (1980-83)

MSU SCORING RECORDS



CAREER LEADERS Points Scored

Name	Seasons	G	Pts	Avg
1. Jeff Malone	1980-83	110	2142	19.5
2. Bailey Howell	1957-59	75	2030	27.1
3. Jim Ashmore	1954-57	93	1918	20.6
4. Rickey Brown	1977-80	107	1838	17.2
5. Ray White	1976-79	100	1652	16.5
6. Dee Bost	2009-12	122	1640	13.4
7. Darryl Wilson	1994-96	93	1619	17.4
8. Barry Stewart	2007-10	141	1,602	11.4
9. Jamont Gordon	2006-08	99	1558	15.7
10. Jerry Jenkins	1973-75	78	1503	19.3
11. Tony Watts	1989-92	113	1491	13.2
12. Ravern Johnson	2008-11	128	1460	11.4
13. Cameron Burns	1989-91	87	1460	16.8
14. Charles Rhodes	2005-08	110	1451	13.2
15. Jarvis Varnado	2007-10	141	1403	10.0
16. Tang Hamilton	1998-01	123	1307	10.6
17. Rich Knarr	1973-76	97	1305	13.5
18. Timmy Bowers	2001-04	116	1300	11.2
19. Jack Bouldin	1970-72	75	1257	16.8
20. Jerry Graves	1959-61	74	1245	16.8
21. Erick Dampier	1994-96	93	1231	13.2
22. Dave Williams	1966-68	76	1219	16.0
23. Leland Mitchell	1961-63	78	1219	15.6
24. Mario Austin	2001-03	91	1199	13.2

Name	Seasons	G	Pts	Avg
1. Bailey Howell	1957-59	75	2030	27.1
2. Jim Ashmore	1954-57	93	1918	20.6
3. Jeff Malone	1980-83	110	2142	19.5
4. Jerry Jenkins	1973-75	78	1503	19.3
5. Darryl Wilson	1994-96	93	1619	17.4
6. Rickey Brown	1977-80	107	1838	17.2
7. Lawrence Roberts	2004-05	62	1048	16.9
8. Jerry Graves	1959-61	74	1245	16.8
9. Cameron Burns	1989-91	87	1460	16.8
10. Jack Bouldin	1970-72	75	1257	16.8

SEASON BESTS Points Scored

Name	Season	G	Pts	Avg
1. Jeff Malone	1982-83	29	777	26.8
2. Jim Ashmore	1956-57	25	708	28.3
3. Bailey Howell	1957-58	25	695	27.8
4. Bailey Howell	1958-59	25	688	27.5
5. Bailey Howell	1956-57	25	647	25.9
6. Darryl Wilson	1995-96	34	613	18.0
7. Jamont Gordon	2007-08	34	584	17.2
8. Jerry Jenkins	1974-75	26	575	22.1
9. Mario Austin	2001-02	35	565	16.1
10. Jamont Gordon	2006-07	35	561	16.0

Scoring Average

Name	Season	G	Pts	Avg
1. Jim Ashmore	1956-57	25	708	28.3
2. Bailey Howell	1957-58	25	695	27.8
3. Bailey Howell	1958-59	25	688	27.5
4. Jeff Malone	1982-83	29	777	26.8
5. Bailey Howell	1956-57	25	647	25.9
6. Jim Ashmore	1955-56	24	536	22.3
7. Jim Ashmore	1954-55	23	513	22.3
8. Jerry Jenkins	1974-75	26	575	22.1
9. Jerry Graves	1960-61	25	532	21.3
10. Rickey Brown	1979-80	27	553	20.5

GAME HIGHS Points Scored

Name (Opponent, Date)	Pts
1. Bailey Howell vs. Union (12-4-58)	47
2. Bailey Howell vs. LSU (2-22-58)	45
3. Jim Ashmore vs. Ole Miss (1-19-57)	45
4. Jim Ashmore at LSU (2-22-57)	44
5. Bailey Howell at Florida (2-14-59)	43
6. Rickey Brown vs. Auburn (3-7-77)	40
7. Jim Ashmore vs. Arkansas St. (12-17-56)	40
8. Jeff Malone vs. Alabama (1-31-83)	39
9. Bailey Howell vs. Murray St. (12-19-57)	39
10. Bailey Howell vs. Southwestern (12-7-57)	39
11. Jeff Malone vs. Ole Miss (1-22-83)	38
12. Bailey Howell vs. Arkansas St. (12-15-58)	38
13. Jim Ashmore at Memphis St. (1-26-57)	38
14. Jim Ashmore vs. Arkansas St. (1-21-56)	38
15. Jim Ashmore at Ole Miss (2-28-57)	37
16. Bailey Howell vs. Kentucky (2-11-57)	37
17. Jeff Malone at Ole Miss (2-19-83)	36
18. Jeff Malone vs. Vanderbilt (1-8-83)	36

19. Darryl Wilson vs. Alabama (3-4-95)	35
20. Hubert Henderson vs. Miss. Co. (12-6-86)	35
21. Jeff Malone vs. LSU (1-24-83)	35
22. Jeff Malone at Tennessee (1-15-83)	35
23. Rickey Brown at Kentucky (2-20-80)	35
24. Jerry Jenkins vs. Florida (2-3-75)	35
25. Jerry Jenkins vs. Arkansas (12-4-74)	35
26. Jerry Jenkins at Samford (12-2-74)	35
27. Tom Payne vs. Kentucky (2-10-68)	35
28. Paul Smith at Alabama (1-11-65)	35
29. Jerry Graves vs. Florida (2-15-80)	35
30. Bailey Howell vs. Murray State (1-24-59)	35
31. Bailey Howell vs. Florida (2-15-58)	35
32. Bailey Howell vs. SE La. (1-27-58)	35
33. Bailey Howell at Tulane (2-23-57)	35
34. Bailey Howell at Tampa (2-15-57)	35
35. Jim Ashmore vs. Tennessee (2-9-57)	35
36. Bailey Howell at Miss. College (12-8-56)	35

YEARLY LEADERS Scoring Average

Year	Name	G	Pts	Avg
1948	Willard Daley	18	255	14.2
1949	Willard Daley	17	217	12.4
1950	Willard Daley	18	197	10.9
1951	Herb Hargett	19	357	18.8
1952	Coyte Vance	23	471	20.5
1953	Gerald Caveness	19	277	14.6
1954	Gerald Caveness	19	338	17.8
1955	Jim Ashmore	23	513	22.3
1956	Jim Ashmore	24	536	22.3
1957	Jim Ashmore	25	708	28.3
1958	Bailey Howell	25	695	27.8
1959	Bailey Howell	25	688	27.5
1960	Jerry Graves	25	465	18.6
1961	Jerry Graves	25	532	21.3
1962	Leland Mitchell	25	417	16.7
1963	Leland Mitchell	28	480	17.1
1964	Doug Hutton	26	387	14.9
1965	Bill Chumbley	26	352	13.5
1966	Dave Williams	25	492	19.7
1967	Dave Williams	25	392	15.7
1968	Tom Payne	26	412	15.8
1969	Manry Washington	25	384	15.4
1970	John Cuyton	24	390	16.3
1971	Jack Bouldin	25	477	19.1
1972	Jack Bouldin	25	410	15.8
1973	Rich Knarr	26	467	18.0
1974	Jerry Jenkins	26	471	18.1
1975	Jerry Jenkins	26	575	22.1
1976	Ray White	26	475	18.3
1977	Rickey Brown	27	520	19.3
1978	Ray White	26	378	14.5
1979	Ray White	23	393	17.1
1980	Rickey Brown	27	553	20.5
1981	Jeff Malone	29	777	26.8
1982	Jeff Malone	27	502	18.6
1983	Jeff Malone	29	777	26.8
1984	Ken Harvey	28	355	12.7
1985	Ken Harvey	30	376	13.9
1986	Chauncey Robinson	30	419	14.0
1987	Hubert Henderson	28	418	14.9
1988	Greg Lockhart	29	287	9.9
1989	Cameron Burns	28	424	15.1
1990	Cameron Burns	30	547	18.2
1991	Cameron Burns	29	489	16.9
1992	Tony Watts	28	537	19.2
1993	Orien Watson	29	446	15.4
1994	Darryl Wilson	29	471	16.2
1995	Darryl Wilson	30	535	17.8
1996	Darryl Wilson	34	613	18.0
1997	Horatio Webster	29	466	16.1
1998	Horatio Webster	30	511	17.0
1999	Tyrone Washington	33	420	12.7
2000	Tang Hamilton	30	432	14.4
2001	Antonio Jackson	31	397	12.8
2002	Mario Austin	35	565	16.1
2003	Mario Austin	25	388	15.5
2004	Lawrence Roberts	30	542	16.9
2005	Lawrence Roberts	32	542	16.9
2006	Charles Rhodes	29	401	13.8
2007	Jamont Gordon	35	561	16.0
2008	Charles Rhodes	31	537	17.4
2009	Jarvis Varnado	36	494	12.9
2010	Jarvis Varnado	36	496	13.8
2011	Ravern Johnson	28	492	17.6
2012	Arnett Moultrie	30	492	16.4

* - Led Southeastern Conference



MSU FIELD GOAL RECORDS

CAREER LEADERS

Field Goals Made

Name	Seasons	G	FGM	FGA
1. Jeff Malone	1980-83	110	906	1768
2. Rickey Brown	1977-80	107	774	1624
3. Jim Ashmore	1954-57	93	706	1694
4. Ray White	1976-79	100	684	1414
5. Bailey Howell	1957-59	75	674	1285
6. Jerry Jenkins	1973-75	78	603	1305
7. Charles Rhodes	2005-08	110	567	1011
8. Cameron Burns	1989-91	87	563	959
9. Tony Watts	1989-92	113	561	1217
10. Jarvis Varnado	2007-10	141	548	930

Field Goals Attempted

Name	Seasons	G	FGM	FGA
1. Jeff Malone	1980-83	110	906	1768
2. Jim Ashmore	1954-57	93	706	1694
3. Rickey Brown	1977-80	107	774	1624
4. Ray White	1976-79	100	684	1414
5. Jerry Jenkins	1973-75	78	603	1305
6. Dee Bost	2009-12	112	498	1296
7. Barry Stewart	2007-10	141	489	1289
8. Bailey Howell	1957-59	75	674	1285
9. Rich Knarr	1973-76	97	542	1246
10. Jamont Gordon	2006-08	99	513	1238

Field Goal Pct. (Min. 250 FGA)

Name	Seasons	FGM	FGA	Pct
1. Bill Singletary	1972-74	192	305	.630
2. Tony Robinson	1984-85	161	269	.599
3. David Domingue	1991-94	125	210	.595
4. Jarvis Varnado	2007-10	148	930	.589
5. Erick Dampier	1994-96	481	819	.587
6. Cameron Burns	1989-91	563	959	.587
7. Wiley Peck	1976-79	439	759	.578
8. Ervin Dillon	1985-86	152	265	.574
9. Larry Fry	1973-75	431	761	.566
10. Robert Jackson	1999-01	323	574	.563

SEASON BESTS

Field Goals Made

Name	Season	FGM	FGA	Pct
1. Jeff Malone	1982-83	323	608	.531
2. Jim Ashmore	1956-57	270	616	.438
3. Rickey Brown	1979-80	231	471	.490
Bailey Howell	1958-59	231	464	.498
5. Jerry Jenkins	1974-75	227	469	.484
6. Bailey Howell	1957-58	226	439	.515
7. Jeff Malone	1981-82	225	410	.549
Rickey Brown	1976-77	225	443	.508
9. Jeff Malone	1980-81	219	447	.490
10. Bailey Howell	1956-57	217	382	.568

Field Goals Attempted

Name	Season	FGM	FGA	Pct
1. Jim Ashmore	1956-57	270	616	.438
2. Jeff Malone	1982-83	323	608	.531
3. Rickey Brown	1979-80	231	471	.490
4. Jerry Jenkins	1974-75	227	469	.484
5. Jamont Gordon	2007-08	193	465	.415
Jim Ashmore	1954-55	193	465	.415
7. Bailey Howell	1958-59	231	464	.498
8. Jim Ashmore	1955-56	186	455	.409
9. Dave Williams	1965-66	212	453	.468
10. Jeff Malone	1980-81	219	447	.490

Field Goal Pct. (Min. 125 FGA)

Name	Season	FGM	FGA	Pct
1. Cameron Burns	1988-89	167	249	.671
2. Bill Singletary	1973-74	125	188	.665
3. Wiley Peck	1978-79	154	239	.644
4. Jarvis Varnado	2007-08	109	170	.641
5. Erick Dampier	1994-95	153	239	.640
6. Tony Robinson	1984-85	104	167	.623

7. Ervin Dillon	1984-85	85	140	.607
8. Larry Fry	1973-74	141	233	.605
9. Butch Pierre	1981-82	80	133	.602
10. Robert Jackson	1999-00	133	222	.599

GAME HIGHS

Field Goals Made

Name (Opponent, Date)	FGM
1. Rickey Brown vs. Auburn (3-7-77)	18
2. Raymond Brown vs. Florida (3-2-85)	16
Jeff Malone at Auburn (1-3-83)	16
Ray White vs. Indiana State (12-1-75)	16
Jerry Jenkins vs. Arkansas (12-4-74)	16
Rich Knarr at Texas (12-3-73)	16
Bailey Howell at Miss. College (12-8-56)	16
8. Jeff Malone vs. Alabama (1-31-83)	15
Jeff Malone vs. LSU (1-24-83)	15
Jeff Malone vs. Ole Miss (1-22-83)	15
Jeff Malone vs. Vanderbilt (1-8-83)	15
Jeff Malone vs. Vanderbilt (1-2-82)	15
Rich Knarr at Auburn (1-20-75)	15
Bailey Howell at Florida (2-14-59)	15
Bailey Howell vs. Union (12-4-58)	15
Bailey Howell vs. LSU (2-22-58)	15
Bailey Howell vs. S'Western (12-7-57)	15
Jim Ashmore at Memphis St. (1-26-57)	15
Jim Ashmore vs. Ole Miss (1-19-57)	15
Jim Ashmore at Alabama (1-7-57)	15
Jim Ashmore vs. Arkansas St. (1-21-56)	15
Herb Hargett at Auburn (2-24-51)	15

Field Goals Attempted

Name (Date)	FGA
1. Dave Williams vs. Auburn (1-3-66)	33
Jim Ashmore vs. Ole Miss (1-19-57)	33
Gerald Caveness vs. Tenn. (2-13-54)	33
4. Rickey Brown vs. Georgia (2-19-77)	31
Jim Ashmore vs. Tennessee (2-9-57)	31
6. Bailey Howell vs. Murray St. (1-24-59)	30
Jim Ashmore at Alabama (1-7-57)	30
Jim Ashmore at Murray St. (12-31-56)	30
9. Jim Ashmore at LSU (2-22-57)	29
Jim Ashmore at Tampa (2-15-57)	29
11. Jeff Malone vs. Vanderbilt (1-8-83)	28
Jeff Malone at Auburn (1-3-83)	28
Rickey Brown at Kentucky (2-20-80)	28
Jerry Jenkins vs. Florida (2-3-75)	28
Jim Ashmore at Ole Miss (2-28-57)	28
Jim Ashmore at Memphis St. (1-26-57)	28
Jim Ashmore vs. Howard (12-11-54)	28



Jeff Malone holds the school record for field goals made (906) and attempted (1,768).

MSU FIELD GOAL RECORDS



YEARLY LEADERS Field Goal Percentage (Min. 125 FGA)

Year	Name	FGM	FGA	Pct
1954	Harold Bialock	76	198	.384
1955	Jim Ashmore	193	465	.415
1956	Jim Ashmore	186	455	.409
1957	Bailey Howell	217	382	#.568
1958	Bailey Howell	226	439	.515
1959	Bailey Howell	231	464	.498
1960	Dave Glasgow	96	185	.519
1961	Jerry Graves	158	293	.539
1962	Doug Hutton	91	189	.481
1963	Joe Dan Gold	143	284	.504
1964	Aubrey Nichols	96	208	.462
1965	Gary Washington	110	216	.509
1966	John Sopen	100	213	.469
1967	Tom Payne	69	134	.515
1968	Tom Payne	142	302	.470
1969	Randy Hodges	81	175	.463
1970	John Guyton	150	312	.481
1971	Donnie Black	66	138	.478
1972	Jeff Watkins	106	189	.561
1973	Larry Fry	123	236	.521
1974	Bill Singletary	125	188	*.665
1975	Larry Fry	167	292	.572
1976	Wiley Peck	83	154	.539
1977	Wiley Peck	104	195	.533
1978	Wiley Peck	98	171	.573
1979	Wiley Peck	154	239	*.644
1980	Greg Grim	171	330	.518
1981	Ron White	80	147	.544
1982	Butch Pierre	80	133	.602
1983	Terry Lewis	180	333	.541
1984	Tracy Taylor	82	164	.500
1985	Tony Robinson	104	167	.623
1986	Raymond Brown	158	289	.547
1987	Anthony Blakley	132	290	.455
1988	Carl Nichols	99	186	.532
1989	Cameron Burns	167	249	.671
1990	Cameron Burns	207	347	*.597
1991	Greg Carter	170	301	.565
1992	Eric Stevens	105	198	.530
1993	Johnny Walker	117	235	.498
1994	Bubba Wilson	76	127	.598
1995	Erick Dampier	153	239	*.640
1996	Erick Dampier	195	354	.551
1997	Trey Moore	132	275	.480
1998	Tyrone Washington	147	277	*.531
1999	Oral Roberts	92	171	.538
2000	Robert Jackson	133	222	.599
2001	Robert Jackson	114	209	.545
2002	Mario Austin	209	375	.557
2003	Mario Austin	149	279	.534
2004	Marcus Campbell	76	136	.559
2005	Marcus Campbell	82	158	.519
2006	Charles Rhodes	154	273	.564
2007	Charles Rhodes	180	325	.554
2008	Jarvis Varnado	109	170	.641
2009	Jarvis Varnado	180	328	.549
2010	Jarvis Varnado	184	316	.589
2011	Renardo Sidney	105	203	.517
2012	Arnett Moultrie	180	328	.549

- Led NCAA
* - Led Southeastern Conference



For four years (1976-79), Wiley Peck led MSU in field goal percentage.



In 1982, Butch Pierre led MSU in a .602 shooting percentage.



Jarvis Varnado ranks 10th in MSU history with 548 made field goals.



MSU 3-POINT FIELD GOAL RECORDS

CAREER LEADERS

3-Point Field Goals Made

Name	Seasons	G	FGM	FGA
1. Barry Stewart	2007-10	141	280	779
2. Ravern Johnson	2008-11	128	260	654
3. Darryl Wilson	1994-96	93	258	645
4. Dee Bost	2009-12	122	237	690
5. Timmy Bowers	2001-04	116	197	533
6. Tony Watts	1989-92	113	166	449
7. Marcus Grant	1992-95	105	164	461
8. Bart Hyche	1996-99	119	161	483
9. Winsome Frazier	2002-05	106	160	462
10. Tang Hamilton	1998-01	123	132	408

3-Pt. Field Goals Attempted

Name	Seasons	G	FGM	FGA
1. Barry Stewart	2007-10	141	280	779
2. Dee Bost	2009-11	89	162	473
2. Ravern Johnson	2008-11	128	260	654
3. Darryl Wilson	1994-96	93	258	645
4. Timmy Bowers	2001-04	116	197	533
5. Bart Hyche	1996-99	119	161	483
7. Winsome Frazier	2002-05	106	160	462
8. Marcus Grant	1992-95	105	164	461
9. Tony Watts	1989-92	113	166	449
10. Jamont Gordon	2006-08	99	129	413

3-Point FG Pct. (Min. 100 FGA)

Name	Seasons	FGM	FGA	Pct
1. Shane Power	2004-05	95	228	.417
2. Marcus Bullard	1995-96	99	243	.407
3. Darryl Wilson	1994-96	258	645	.400
4. Ravern Johnson	2008-11	260	654	.398
5. Riley Benock	2008-11	102	259	.394
6. Ben Hansbrough	2007-08	109	287	.380
Orien Watson	1991-93	71	187	.380
8. Reginald Delk	2006-07	122	322	.379
9. Brad Smith	1990-92	62	166	.374
10. Jalen Steele	2011-12	97	260	.373

GAME HIGHS

3-Point Field Goals Made

Name (Opponent, Date)	FGM
1. Winsome Frazier vs. UMKC (11-23-04)	8
Marckell Patterson vs. Florida (1-10-01)	8
Antonio Jackson at California (11-13-00)	8
Darryl Wilson vs. Alabama (3-4-95)	8
5. Dee Bost vs. Troy (12-10-11)	7
Ravern Johnson vs. So. Carolina (3-5-11)	7
Ravern Johnson vs. Troy (11-26-10)	7
Dee Bost vs. Auburn (2-13-10)	7
Reginald Delk at Arkansas (3-1-06)	7
Antonio Jackson vs. Alabama (3-4-00)	7
Darryl Wilson vs. UConn-NCAA (3-22-96)	7
11. Dee Bost vs. Old Dominion (11-28-09)	6
Dee Bost vs. Arkansas (2-7-09)	6
Ravern Johnson vs. W. Kent. (1-5-09)	6
Barry Stewart vs. Tennessee (2-2-08)	6
Reginald Delk at Georgia (2-24-07)	6
Jamall Edmondson vs. UNO (11-30-05)	6
Winsome Frazier vs. Stanford (3-18-05)	6
Winsome Frazier vs. Auburn (3-2-04)	6
Timmy Bowers vs. Kentucky (1-13-04)	6
Winsome Frazier at W. Ky. (11-29-03)	6
Timmy Bowers vs. LSU (3-15-03)	6
Timmy Bowers at Arkansas (3-1-03)	6
Antonio Jackson vs. So. Carolina (3-3-01)	6
Bart Hyche at Auburn (2-5-97)	6
Bart Hyche at LSU (1-29-97)	6
Bart Hyche vs. Old Dominion (12-19-96)	6
Darryl Wilson vs. Syracuse (3-30-96)	6
Marcus Grant at Kentucky (2-14-95)	6
Darryl Wilson vs. Arkansas (2-4-95)	6
Darryl Wilson vs. Ole Miss (1-14-95)	6
Darryl Wilson vs. Kentucky (1-22-94)	6

Orien Watson at UMKC (2-23-93)	6
Marcus Grant at Tennessee (1-16-93)	6
Brad Smith at Tennessee (1-6-90)	6

3-Pt. Field Goals Attempted

Name (Opponent, Date)	FGA
1. Darryl Wilson vs. Alabama (3-4-95)	17
2. Winsome Frazier vs. UMKC (11-23-04)	15
3. Ravern Johnson vs. So. Carolina (3-5-11)	14
Darryl Wilson vs. UCLA (3-23-95)	14
5. Dee Bost vs. Troy (12-10-11)	13
Timmy Bowers vs. Kentucky (1-13-04)	13
Antonio Jackson at California (11-13-00)	13
Darryl Wilson vs. Syracuse (3-30-96)	13
9. Ravern Johnson vs. ETSU (12-11-10)	12
Dee Bost vs. Auburn (2-13-10)	12
Dee Bost at Vanderbilt (2-3-10)	12
Jamall Edmondson vs. Kentucky (2-1-06)	12
Jamall Edmondson vs. Troy (12-10-05)	12
Bart Hyche at Arkansas (1-21-97)	12
Darryl Wilson vs. Georgia (1-31-96)	12
Darryl Wilson at Arkansas (3-5-94)	12
Darryl Wilson vs. Villanova (12-28-93)	12
Tony Watts at Ole Miss (2-22-92)	12
Brad Smith vs. UT-Chatt. (11-22-91)	12
20. Dee Bost vs. Detroit (12-17-11)	11
Barry Stewart vs. Kentucky (2-16-10)	11
Barry Stewart at Auburn (3-3-10)	11
Barry Stewart at Alabama (2-21-09)	11
Jamont Gordon (2-20-08)	11
Barry Stewart at Miami [FL] (12-11-06)	11
Shane Power vs. Alabama (3-5-05)	11
Winsome Frazier vs. Nicholls (11-21-04)	11
Winsome Frazier vs. Auburn (3-2-04)	11
Antonio Jackson vs. LSU (1-24-01)	11
Marckell Patterson vs. Florida (1-10-01)	11
Antonio Jackson vs. West. Ky. (12-4-99)	11
Detrick White at LSU (2-24-99)	11
Bart Hyche at Alabama (1-3-98)	11
Bart Hyche vs. Vanderbilt (3-6-97)	11
Bart Hyche at LSU (1-29-97)	11
Bart Hyche vs. Old Dominion (12-19-96)	11
Darryl Wilson vs. UConn (3-22-96)	11
Marcus Bullard vs. Georgia (1-31-96)	11
Darryl Wilson vs. Arkansas (2-4-95)	11
Darryl Wilson vs. Florida (2-1-95)	11
Darryl Wilson vs. Kentucky (1-22-94)	11
Darryl Wilson vs. SE-La. (12-11-93)	11
Marcus Grant at Tennessee (1-16-93)	11



Barry Stewart is first in MSU history with 280 career made 3-pointers.

MSU 3-POINT FIELD GOAL RECORDS



SEASON BESTS

3-Point Field Goals Made

Name	Season	FGM	FGA	Pct
1. Darryl Wilson	1995-96	97	237	.409
2. Darryl Wilson	1994-95	94	227	.414
3. Ravern Johnson	2009-10	87	214	.407
4. Ravern Johnson	2010-11	83	206	.403
5. Ravern Johnson	2008-09	83	210	.395
6. Barry Stewart	2009-10	78	222	.351
7. Dee Bost	2011-12	75	217	.346
Bart Hyche	1996-97	75	205	.366
9. Barry Stewart	2008-09	72	197	.365
10. Timmy Bowers	2003-04	71	202	.351

3-Pt. Field Goals Attempted

Name	Season	FGM	FGA	Pct
1. Darryl Wilson	1995-96	97	237	.409
2. Darryl Wilson	1994-95	94	227	.414
3. Barry Stewart	2009-10	78	222	.351
4. Dee Bost	2011-12	75	217	.346
4. Ravern Johnson	2009-10	87	214	.407
5. Ravern Johnson	2008-09	83	210	.395
6. Ravern Johnson	2010-11	83	206	.403
6. Bart Hyche	1996-97	75	205	.366
7. Timmy Bowers	2003-04	71	202	.351
8. Dee Bost	2009-10	70	199	.352
9. Barry Stewart	2008-09	72	197	.365

3-Point FG Pct. (Min. 60 FGA)

Name	Season	FGM	FGA	Pct
1. Shane Power	2003-04	38	79	.481
2. Doug Hartsfield	1987-88	27	62	.436
3. Tony Watts	1991-92	61	142	.430
4. Marcus Grant	1992-93	51	119	.429
Doug Hartsfield	1989-90	42	98	.429
6. Riley Benock	2010-11	50	118	.424
7. Orien Watson	1992-93	43	102	.422
8. Darryl Wilson	1994-95	94	227	.414
9. Ben Hansbrough	2006-07	47	114	.412
10. Timmy Bowers	2002-03	70	170	.412

YEARLY LEADERS

3-Pt. Field Goal Pct. (Min. 60 FGA)

Year	Name	FGM	FGA	Pct
1987	Hubert Henderson	27	79	.342
1988	Doug Hartsfield	27	62	.436
1989	Tony Watts	30	77	.390
1990	Doug Hartsfield	42	98	.429
1991	Brad Smith	30	75	.400
1992	Tony Watts	61	142	.430
1993	Marcus Grant	51	119	.429
1994	Darryl Wilson	67	181	.370
1995	Darryl Wilson	94	227	.414
1996	Darryl Wilson	97	237	.409
1997	Bart Hyche	75	205	.366
1998	Detrick White	37	113	.327
1999	Detrick White	58	176	.330
2000	Antonio Jackson	65	169	.385
2001	Marckell Patterson	42	113	.372
2002	Timmy Bowers	50	136	.368
2003	Timmy Bowers	70	170	.412
2004	Shane Power	38	79	.481
2005	Shane Power	57	149	.383
2006	Reginald Delk	59	144	.410
2007	Ben Hansbrough	47	114	.412
2008	Ben Hansbrough	62	173	.358
2009	Ravern Johnson	83	210	.395
2010	Ravern Johnson	87	214	.407
2011	Riley Benock	50	118	.424
2012	Jalen Steele	70	178	.393



Ravern Johnson ranks third in MSU history with 260 made 3-pointers.



Darryl Wilson's 258 made 3-pointers rank third in the MSU record books.



MSU FREE THROW RECORDS

CAREER LEADERS

Free Throws Made

Name	Seasons	G	FTM	FTA
1. Bailey Howell	1957-59	75	682	892
2. Jim Ashmore	1954-57	93	506	683
3. Jerry Graves	1959-61	74	467	587
4. Darryl Wilson	1994-96	93	439	541
5. Dee Bost	2009-12	122	407	557
6. Jamont Gordon	2006-08	99	403	588
7. Barry Stewart	2007-10	141	344	463
8. Cameron Burns	1989-91	87	334	534
9. Lawrence Roberts	2004-05	62	332	515
10. Jeff Malone	1980-83	110	330	408

Free Throws Attempted

Name	Seasons	G	FTM	FTA
1. Bailey Howell	1957-59	75	682	892
2. Jim Ashmore	1954-57	93	506	683
3. Jamont Gordon	2006-08	99	403	588
4. Jerry Graves	1959-61	74	467	587
5. Dee Bost	2009-12	122	407	557
6. Darryl Wilson	1994-96	93	439	541
7. Cameron Burns	1989-91	87	334	534
8. Lawrence Roberts	2004-05	62	332	515
9. Jarvis Varnado	2007-10	141	306	514
10. Erick Dampier	1994-96	93	269	475

Free Throw Pct. (Min. 150 FTA)

Name	Seasons	FTM	FTA	Pct
1. Paul Smith	1964-66	133	154	.864
2. Rich Knarr	1973-76	221	261	.847
3. Donnie Black	1969-71	163	194	.840
4. Red Stroud	1961-63	296	359	.825
5. Darryl Wilson	1994-96	439	541	.812
6. Jeff Malone	1980-83	330	408	.809
7. Tony Watts	1989-92	203	251	.809
8. Jack Bouldin	1970-72	235	291	.808
9. Jerry Jenkins	1973-75	297	368	.807
10. Kodi Augustus	2008-11	238	298	.799

SEASON BESTS

Free Throws Made

Name	Season	FTM	FTA	Pct
1. Bailey Howell	1957-58	243	315	.771
2. Bailey Howell	1958-59	226	292	.774
3. Jerry Graves	1960-61	216	270	.800
4. Bailey Howell	1956-57	213	285	.747
5. Lawrence Roberts	2004-05	188	288	.653
6. Jerry Graves	1959-60	173	216	.801
7. Jim Ashmore	1956-57	168	237	.709
8. Jim Ashmore	1955-56	164	214	.766
9. Darryl Wilson	1995-96	160	201	.796
10. Jamont Gordon	2006-07	157	222	.707

Free Throws Attempted

Name	Season	FTM	FTA	Pct
1. Bailey Howell	1957-58	243	315	.771
2. Bailey Howell	1958-59	226	292	.774
3. Lawrence Roberts	2004-05	188	288	.653
4. Bailey Howell	1956-57	213	285	.747
5. Jerry Graves	1960-61	216	270	.800
6. Jim Ashmore	1956-57	168	237	.709
7. Coyte Vance	1951-52	147	231	.636
8. Lawrence Roberts	2003-04	144	227	.634
9. Jamont Gordon	2006-07	157	222	.707
Mario Austin	2001-02	146	222	.658

Free Throw Pct. (Min. 45 FTA)

Name	Season	FTM	FTA	Pct
1. Paul Smith	1964-65	51	55	.927
2. Rich Knarr	1975-76	50	56	.893
3. Rich Knarr	1973-74	48	55	.873
4. Red Stroud	1962-63	120	138	.870
5. Jack Bouldin	1969-70	66	76	.868

6. M. Washington	1967-68	96	113	.850
7. Tony Watts	1991-92	78	92	.848
8. Red Stroud	1961-62	116	137	.847
9. Paul Smith	1965-66	38	45	.844
10. Rich Knarr	1972-73	97	115	.843

GAME HIGHS

Free Throws Made

Name (Opponent, Date)	FTM
1. Jerry Graves vs. Vanderbilt (1-14-61)	21
2. Jerry Graves vs. Spring Hill (12-13-60)	20
3. Bailey Howell vs. Murray St. (12-19-57)	19
Bailey Howell at Florida (2-16-57)	19
5. Rich Knarr vs. Auburn (2-19-73)	18
Jim Ashmore at Ole Miss (1-30-56)	18
7. Jerry Graves vs. Florida (2-15-60)	17
Bailey Howell vs. Ga. Tech (1-10-59)	17
Bailey Howell vs. Union (12-4-58)	17
Jim Ashmore at Memphis (1-27-56)	17
11. Jerry Graves at Georgia (2-20-61)	16
Bailey Howell at Tulane (2-3-58)	16
Jim Ashmore at LSU (2-22-57)	16
14. Bailey Howell vs. LSU (2-22-58)	15
Jim Ashmore vs. Ole Miss (1-19-57)	15
Coyte Vance vs. Alabama (2-16-52)	15
17. Charles Rhodes vs. Oregon (3-21-08)	14
Lawrence Roberts vs. Ole Miss (2-7-04)	14
Chuck Evans vs. Kentucky (2-19-92)	14
Eric Stevens at Austin Peay (1-22-92)	14
M. Washington vs. Memphis (12-11-67)	14
Red Stroud vs. LSU (2-2-63)	14
Jerry Graves vs. Tennessee (2-11-61)	14
Bailey Howell at Tulane (2-23-59)	14
Bailey Howell at Auburn (1-5-57)	14

Free Throws Attempted

Name (Opponent, Date)	FTA
1. Jerry Graves vs. Vanderbilt (1-14-61)	27
2. Jim Ashmore at Ole Miss (1-30-56)	25
3. Jerry Graves vs. Spring Hill (12-13-60)	24
4. Bailey Howell at Florida (2-16-57)	23
5. Jim Ashmore at LSU (2-22-57)	22
Jim Ashmore at Memphis (1-27-56)	22
7. Jerry Graves at Georgia (2-20-61)	21
Bailey Howell vs. Murray St. (12-19-57)	21
9. Bailey Howell vs. Ga. Tech (1-10-59)	20
Bailey Howell vs. Union (12-4-58)	20
Bailey Howell vs. LSU (2-22-58)	20
Bailey Howell at Auburn (1-5-57)	20
13. Carl Nichols vs. SE-La. (12-1-88)	19
Rich Knarr vs. Auburn (2-19-73)	19
Wayne Lemon vs. LSU (2-25-56)	19
Coyte Vance at Vanderbilt (2-9-52)	19



Red Stroud currently ranks 8th at MSU in free throw percentage at .847 (116-137).

MSU FREE THROW RECORDS



YEARLY LEADERS Free Throw Percentage (Min. 45 FTA)

Year	Name	FTM	FTA	Pct
1950	Herb Hargett	32	45	.711
1951	Herb Hargett	71	88	.807
1952	James Burrow	46	62	.742
1953	Gerald Caveness	77	111	.694
1954	Jim Ashmore	47	67	.701
1955	Jim Ashmore	127	165	.770
1956	Jim Ashmore	164	214	.766
1957	Bailey Howell	213	285	.747
1958	Bailey Howell	243	315	.771
1959	Charles Hull	47	59	.797
1960	Jerry Graves	173	216	.801
1961	Jerry Graves	216	270	.800
1962	Red Stroud	116	137	.847
1963	Red Stroud	120	138	.870
1964	Paul Smith	44	54	.815
1965	Paul Smith	51	55	*.927
1966	Paul Smith	38	45	.844
1967	Tom Payne	65	87	.747
1968	Manuel Washington	96	113	.850
1969	Donnie Black	43	52	.827
1970	Jack Bouldin	66	76	.868
1971	Jack Bouldin	97	117	.829
1972	Jeff Watkins	114	149	.765
1973	Rich Knarr	97	115	.843
1974	Rich Knarr	48	55	.873
1975	Jerry Jenkins	121	146	.829
1976	Rich Knarr	50	56	.893
1977	Gary Hooker	108	134	.806
1978	Ray White	76	106	.717
1979	Greg Grim	41	51	.804
1980	Jeff Malone	42	51	.824
1981	Jeff Malone	105	128	.820
1982	Jeff Malone	52	70	.743
1983	Jeff Malone	131	159	.824
1984	Kelvin Hildreth	137	171	.801
1985	Jeff Norwood	49	62	.790
1986	Greg Lockhart	50	61	.820
1987	Anthony Blakley	62	77	.805
1988	Greg Lockhart	70	96	.729
1989	Greg Lockhart	82	103	.796
1990	Greg Carter	92	111	.829
1991	Tony Watts	44	54	.815
1992	Tony Watts	78	92	*.848
1993	Chuck Evans	96	119	.807
1994	Darryl Wilson	138	171	.807
1995	Darryl Wilson	141	169	.834
1996	Darryl Wilson	160	201	*.796
1997	Bart Hyche	70	89	.787
1998	Trey Moore	49	66	.742
1999	Bart Hyche	37	47	.787
2000	Antonio Jackson	38	50	.760
2001	Marckell Patterson	82	103	.796
2002	Marckell Patterson	109	140	.779
2003	Timmy Bowers	60	80	.750
2004	Winsome Frazier	68	86	.791
2005	Winsome Frazier	48	64	.750
2006	Jamall Edmondson	48	67	.716
2007	Ben Hansbrough	58	74	.784
2008	Ben Hansbrough	56	71	.789
2009	Ravern Johnson	39	46	.848
2010	Phil Turner	50	62	.806
2011	Kodi Augustus	114	138	.826
2012	Arnett Moultrie	124	159	.780



In 2012, Arnett Moultrie made 114 of his 138 free throw attempts for a team-high .826 shooting percentage.

* - Led Southeastern Conference



MSU REBOUNDING RECORDS

CAREER LEADERS

Rebounds				
Name	Seasons	G	Rebs	Avg
1. Bailey Howell	1957-59	75	1277	17.0
2. Jarvis Varnado	2007-10	141	1096	7.8
3. Rickey Brown	1977-80	107	1092	10.2
4. Wiley Peck	1976-79	107	964	9.0
5. Erick Dampier	1994-96	93	859	9.2
6. Tyrone Washington	1996-99	123	847	6.9
7. Kalpatrick Wells	1980-83	110	830	7.5
8. Dave Williams	1966-68	76	772	10.2
9. Jack Houston	1952-55	76	753	9.9
10. Jerry Graves	1959-61	74	713	9.6
11. Leland Mitchell	1961-63	78	705	9.0
12. Charles Rhodes	2006-08	110	691	6.3
13. Jamont Gordon	2005-08	99	677	6.8
Tang Hamilton	1998-01	123	677	5.5
15. Charles Hull	1958-60	75	661	8.8
16. Lawrence Roberts	2004-05	62	654	10.5
17. Larry Fry	1973-75	78	628	8.1
18. Greg Carter	1988-91	114	611	5.4
19. Joe Dan Gold	1961-63	77	600	7.8
20. Terry Kusnierz	1972-74	76	592	7.8

Rebound Avg. (Min. 500 Rebs)

Name	Seasons	G	Rebs	Avg
1. Bailey Howell	1957-59	75	1277	17.0
2. Wayne Lemon	1956-57	46	508	11.0
3. Lawrence Roberts	2004-05	62	654	10.5
4. Rickey Brown	1977-80	107	1092	10.2
5. Dave Williams	1966-68	76	772	10.2
6. Jack Houston	1952-55	76	753	9.9
7. Jerry Graves	1959-61	74	713	9.6
8. Erick Dampier	1994-96	93	859	9.2
9. Leland Mitchell	1961-63	78	705	9.0
10. Wiley Peck	1976-79	107	964	9.0

SEASON BESTS

Rebounds				
Name	Season	G	Rebs	Avg
1. Bailey Howell	1956-57	25	492	19.7
2. Bailey Howell	1957-58	25	406	16.2
3. Rickey Brown	1979-80	27	389	14.4
4. Bailey Howell	1958-59	25	379	15.2
5. Jarvis Varnado	2009-10	36	369	10.3
6. Lawrence Roberts	2004-05	32	351	11.0
7. Erick Dampier	1995-96	34	317	9.3
Wiley Peck	1978-79	28	317	11.3
Jarvis Varnado	2008-09	36	317	8.8
10. Arnett Moultrie	2011-12	30	314	10.5
11. Terry Kusnierz	1971-72	26	311	12.0
12. Lawrence Roberts	2003-04	30	303	10.1

Rebounding Average

Name	Season	G	Rebs	Avg
1. Bailey Howell	1956-57	25	492	19.7
2. Bailey Howell	1957-58	25	406	16.2
3. Bailey Howell	1958-59	25	379	15.2
4. Rickey Brown	1979-80	27	389	14.4
5. Terry Kusnierz	1971-72	26	311	12.0
6. Jack Houston	1953-54	21	248	11.8
7. Jack Houston	1954-55	23	270	11.7
8. Wiley Peck	1978-79	28	317	11.3
9. Wayne Lemon	1956-57	22	245	11.1
10. Lawrence Roberts	2004-05	32	351	11.0

GAME HIGHS

Rebounds			Rebs
Name (Opponent, Date)			
1. Bailey Howell vs. LSU (2-1-57)			34
2. Bailey Howell vs. S'Western (12-7-57)			31
Bailey Howell vs. Memphis (12-5-56)			31
4. Bailey Howell vs. Ga. Tech (1-12-57)			26
5. Bailey Howell vs. SE-La. (1-27-58)			25
Bailey Howell at Tampa (2-15-57)			25

7. Wiley Peck vs. Alabama (1-27-79)	24
Wiley Peck at Memphis (12-7-78)	24
Terry Kusnierz vs. Arkansas (1-4-72)	24
Bailey Howell at Tulane (2-23-59)	24
Bailey Howell at Ole Miss (2-28-57)	24
12. Rickey Brown vs. Vanderbilt (12-6-79)	23
Larry Fry at LSU (1-13-75)	23
Jerry Graves vs. SE-La. (12-5-59)	23
Jack Houston vs. Florida S. (12-4-53)	23
16. Wiley Peck vs. LSU (1-12-77)	22
Dave Williams vs. LSU (2-19-68)	22
Bailey Howell vs. Tulane (2-2-57)	22
Bailey Howell vs. Miss. Co. (12-15-56)	22
Jack Houston vs. Vanderbilt (1-15-55)	22
21. Wesley Morgan vs. SE-La. (11-28-05)	21
Lawrence Roberts at Alabama (3-6-04)	21
Rickey Brown at Florida (12-15-79)	21
Bailey Howell vs. Murray St. (1-24-59)	21
Wayne Lemon vs. LSU (2-25-56)	21
26. Lawrence Roberts vs. J'ville (12-22-04)	20
Dave Williams vs. Ole Miss (3-3-68)	20
Bailey Howell at Florida (2-14-59)	20
Charles Hull vs. Georgia (2-17-58)	20
Bailey Howell vs. Kentucky (2-11-57)	20
Bailey Howell vs. Tennessee (2-9-57)	20
Bailey Howell vs. Ole Miss (1-19-57)	20
Bailey Howell vs. Ark. St. (12-17-56)	20

YEARLY LEADERS


Rebounding Average				
Year	Name	G	Rebs	Avg
1954	Jack Houston	21	248	11.8
1955	Jack Houston	23	270	11.7
1956	Wayne Lemon	24	263	11.0
1957	Bailey Howell	25	492	*19.7
1958	Bailey Howell	25	406	16.2
1959	Bailey Howell	25	379	15.2
1960	Jerry Graves	25	261	10.4
1961	Jerry Graves	25	257	10.3
1962	Leland Mitchell	25	222	8.9
1963	Leland Mitchell	28	273	9.8
1964	Stan Brinker	23	206	9.0
1965	Richie Williams	26	151	5.8
1966	Dave Williams	25	256	10.2
1967	Dave Williams	25	247	9.9
1968	Dave Williams	26	269	10.3
1969	John Guyton	25	180	7.2
1970	Jim Martin	24	220	9.2
1971	Malcolm Wesson	25	184	7.4
1972	Terry Kusnierz	26	311	12.0
1973	Larry Fry	26	200	7.7
1974	Bill Singletary	26	227	8.7
1975	Taylor Williams	26	244	9.4
1976	Taylor Williams	23	181	7.9
1977	Rickey Brown	27	292	10.8
1978	Wiley Peck	27	228	8.4
1979	Wiley Peck	28	317	*11.3
1980	Rickey Brown	27	389	*14.4
1981	Kalpatrick Wells	27	245	9.1
1982	Kalpatrick Wells	27	179	6.6
1983	Kalpatrick Wells	29	197	6.8
1984	Kelvin Hildreth	28	171	6.1
1985	Raymond Brown	28	140	5.0
1986	Chauncey Robinson	30	210	7.0
1987	Hubert Henderson	28	256	9.1
1988	Carl Nichols	29	182	6.6
1989	Cameron Burns	28	176	6.3
1990	Cameron Burns	30	219	7.3
1991	Greg Carter	29	226	7.8
1992	Johnny Walker	28	254	9.1
1993	Johnny Walker	29	218	7.5
1994	Erick Dampier	29	251	8.7
1995	Erick Dampier	30	291	9.7
1996	Erick Dampier	34	317	9.3

MSU REBOUNDED RECORDS



1997	Tyrone Washington.....	30	237	7.9	•
1998	Tyrone Washington.....	29	269	9.3	•
1999	Tyrone Washington.....	33	277	8.4	•
2000	Robert Jackson.....	28	197	7.0	•
2001	Robert Jackson.....	25	183	7.3	•
2002	Mario Austin.....	35	266	7.6	•
2003	Mario Austin.....	25	192	7.7	•
2004	Lawrence Roberts	30	303	10.1	•
2005	Lawrence Roberts	32	351	*11.0	•
2006	Charles Rhodes.....	29	207	7.1	•
2007	Jamont Gordon.....	35	250	7.1	•
2008	Jarvis Varnado.....	34	264	7.8	•
	Charles Rhodes.....	31	242	7.8	•
2009	Jarvis Varnado.....	36	317	8.8	•
2010	Jarvis Varnado.....	36	368	*10.3	•
2011	Renardo Sidney.....	19	144	7.6	•
2012	Arnett Moultrie	30	314	*10.5	•

* - Led Southeastern Conference



Former MSU great and hall of famer Bailey Howell averaged an amazing 17.0 rebounds per game during his MSU career to rank second on the SEC's all-time career list. He still holds the MSU record and calls Starkville his home.



MSU ASSISTS/BLOCKS RECORDS

ASSISTS

Career Leaders

Name	Seasons	G	Ast	Avg
1. Dee Bost	2009-12	122	633	5.2
2. Derrick Zimmerman	2000-03	127	514	4.0
3. Al Perry	1975-78	102	510	5.0
4. Jamont Gordon	2006-08	99	484	4.9
5. Chuck Evans	1992-93	57	454	8.0
6. Doug Hartsfield	1988-91	114	413	3.6
7. Jack Bouldin	1970-72	75	357	4.8
8. Detrick White	1998-99	63	351	5.6
9. Butch Pierre	1981-84	105	342	3.3
10. Rich Knarr	1973-76	97	326	3.4

Season Bests

Name	Season	G	Ast	Avg
1. Chuck Evans	1992-93	29	235	8.1
2. Chuck Evans	1991-92	28	219	7.8
3. Derrick Zimmerman	2001-02	35	210	6.0
4. Al Perry	1975-76	26	207	8.0
5. Al Perry	1976-77	27	199	7.4
6. Dee Bost	2009-10	36	188	5.2
7. Jamont Gordon	2006-07	35	187	5.3
8. Detrick White	1998-99	33	185	5.6
9. Dee Bost	2011-12	33	183	5.5
10. Marcus Bullard	1995-96	34	175	5.2

Game Highs

Name (Date)	Ast
1. Chuck Evans at UMKC (2-23-93)	16
2. Al Perry vs. Vanderbilt (1-29-77)	15
3. Gary Ervin vs. Florida A&M (12-20-04)	14
Chuck Evans vs. So. Carolina (2-13-93)	14
Chuck Evans vs. Arkansas (1-27-93)	14
6. Dee Bost vs. UMass (3-13-12)	13
Dee Bost vs. Ole Miss (2-9-12)	13
Chuck Evans at Auburn (2-17-93)	13
Chuck Evans at Arkansas (1-15-92)	13
Al Perry vs. Texas (12-11-76)	13
Al Perry vs. Auburn (2-9-76)	13
Al Perry vs. Missouri Western (1-27-76)	13

Yearly Leaders

Year	Name	G	Ast	Avg
1975	Jeff Stroman	23	79	3.4
1976	Al Perry	26	207	*8.0
1977	Al Perry	27	199	7.4
1978	Ray White	26	91	3.5
1979	Tom Schubert	25	107	4.3
1980	Greg Grim	27	79	2.9
1981	Terry Lewis	27	92	3.4
1982	Butch Pierre	27	104	3.9
1983	Butch Pierre	24	108	4.5
1984	Ken Harvey	28	86	3.1
1985	Jeff Norwood	28	125	4.5
1986	Tracy Taylor	23	105	4.6
1987	Tracy Taylor	27	92	3.4
1988	Greg Lockhart	29	82	2.9
1989	Greg Lockhart	28	109	3.9
1990	Doug Hartsfield	30	158	5.3
1991	Doug Hartsfield	29	126	4.4
1992	Chuck Evans	28	219	*7.8
1993	Chuck Evans	29	235	*8.1
1994	T.J. Honore	29	127	4.4
1995	T.J. Honore	30	115	3.8
1996	Marcus Bullard	34	175	5.2
1997	Trey Moore	30	136	4.5
1998	Detrick White	30	166	*5.5
1999	Detrick White	33	185	*5.6
2000	Todd Myles	27	120	4.4
2001	Antonio Jackson	31	98	3.2
2002	Derrick Zimmerman	35	210	*6.0
2003	Derrick Zimmerman	31	172	*5.5
2004	Timmy Bowers	30	145	4.8
2005	Gary Ervin	34	160	4.7
2006	Jamont Gordon	30	129	4.3
2007	Jamont Gordon	35	187	5.3
2008	Jamont Gordon	34	168	4.9
2009	Dee Bost	36	156	4.3
2010	Dee Bost	36	188	5.2
2011	Dee Bost	17	108	6.4
2012	Dee Bost	33	183	5.5

BLOCKED SHOTS

Career Leaders

Name	Seasons	G	BS	Avg
1. Jarvis Varnado	2007-10	141	564	4.0
2. Erick Dampier	1994-96	93	249	2.7
3. Tyrone Washington	1996-99	123	198	1.6
4. Kalpatrick Wells	1980-83	110	183	1.7
5. Rickey Brown	1977-80	107	163	1.5
6. Charles Rhodes	2005-08	110	143	1.3
7. Wiley Peck	1976-79	107	117	1.1
8. Derrick Zimmerman	2000-03	127	89	0.7
9. Marcus Campbell	2002-05	122	87	0.7
10. Marcus Grant	1992-95	105	72	0.7

Season Bests

Name	Season	G	BS	Avg
1. Jarvis Varnado	2009-10	36	170	4.7
Jarvis Varnado	2008-09	36	170	4.7
3. Jarvis Varnado	2007-08	34	157	4.6
4. Erick Dampier	1995-96	34	106	3.1
5. Erick Dampier	1994-95	30	78	2.6
6. Jarvis Varnado	2006-07	35	67	1.9
7. Tyrone Washington	1998-99	33	65	2.0
Erick Dampier	1993-94	29	65	2.2
9. Charles Rhodes	2006-07	34	64	1.9
10. Kalpatrick Wells	1982-83	29	63	2.2

Game Highs

Name (Date)	BS
1. Jarvis Varnado vs. Arkansas (1-10-10)	10
Jarvis Varnado vs. Miami (12-13-08)	10
Jarvis Varnado vs. Georgia (1-12-08)	10
Jarvis Varnado vs. Kentucky (1-15-08)	10
5. Jarvis Varnado at Vanderbilt (2-3-10)	9
Jarvis Varnado vs. Louisiana-Monroe	9
Jarvis Varnado at L. Marymont (12-19-07)	9
8. Done 10 times (Most recently by)	8
Jarvis Varnado at Alabama (2-24-10)	8

Yearly Leaders

Year	Name	G	BS	Avg
1975	Taylor Williams	26	13	0.5
1976	Wiley Peck	25	37	1.5
1977	Rickey Brown	27	58	2.1
1978	Rickey Brown	26	35	1.3
1979	Rickey Brown	27	32	1.2
1980	Kalpatrick Wells	27	51	1.9
1981	Kalpatrick Wells	27	30	1.1
1982	Kalpatrick Wells	27	39	1.4
1983	Kalpatrick Wells	29	63	2.2
1984	Tony Robinson	25	18	0.7
1985	Tony Robinson	25	30	1.2
1986	Raymond Brown	30	20	0.7
1987	Hubert Henderson	28	12	0.4
1988	Chancellor Nichols	28	30	1.1
1989	Chancellor Nichols	23	22	1.0
1990	Greg Carter	30	22	0.7
1991	Brad Smith	29	18	0.6
1992	Johnny Walker	28	20	0.7
1993	Vince Embry	23	21	0.9
1994	Erick Dampier	29	65	2.2
1995	Erick Dampier	30	78	2.6
1996	Erick Dampier	34	106	3.1
1997	Tyrone Washington	30	59	*2.0
1998	Tyrone Washington	29	61	2.1
1999	Tyrone Washington	33	65	2.0
2000	Tang Hamilton	30	21	0.7
2001	Derrick Zimmerman	31	20	0.6
2002	Derrick Zimmerman	35	29	0.8
2003	Derrick Zimmerman	31	26	0.8
2004	Branden Vincent	30	40	1.3
2005	Marcus Campbell	32	32	1.0
2006	Charles Rhodes	29	32	1.1
Wesley Morgan	27	32	1.2	
2007	Jarvis Varnado	35	67	1.9
2008	Jarvis Varnado	34	157	#4.6
2009	Jarvis Varnado	36	170	#4.7
2010	Jarvis Varnado	36	170	*4.7
2011	Kodi Augustus	31	30	0.9
Wendell Lewis	31	30	0.9	
2012	Wendell Lewis	33	30	0.9

MSU STEALS RECORDS



STEALS

Career Leaders

Name	Seasons	G	Stl	Avg
1. Ray White	1976-79	100	217	2.2
2. Derrick Zimmerman	2000-03	127	205	1.6
3. Dee Bost	2009-12	122	193	1.6
4. Chuck Evans	1992-93	57	165	2.9
5. Barry Stewart	2007-10	141	162	1.1
6. Timmy Bowers	2001-04	116	161	1.4
7. Tony Watts	1989-92	113	154	1.4
8. Winsome Frazier	2002-05	106	147	1.4
9. Darryl Wilson	1994-96	93	140	1.5
10. Terry Lewis	1980-83	90	139	1.5

Season Bests

Name	Season	G	Stl	Avg
1. Chuck Evans	1991-92	28	83	3.0
2. Chuck Evans	1992-93	29	82	2.8
3. Derrick Zimmerman	2001-02	35	75	2.1
4. Winsome Frazier	2003-04	30	71	2.4
5. Dee Bost	2011-12	33	66	2.0
6. Ray White	1977-78	26	61	2.3
7. Terry Lewis	1982-83	29	60	2.1
Ray White	1975-76	26	60	2.3
9. Timmy Bowers	2003-04	30	58	1.9
Derrick Zimmerman	2002-03	31	58	1.9

Game Highs

Name (Opponent, Date)	Stl
1. Gary Hooker vs. Samford (12-29-75)	8
Gary Hooker vs. SW-La. (12-6-75)	8
3. Greg Lockhart at Wichita St. (12-21-85)	7
Jeff Norwood vs. Kentucky (1-27-82)	7
Calvin Holmes at Louisville (12-29-78)	7
6. By 11 players (Most recently by): Phil Turner vs. South Carolina (2-18-09)	6

Yearly Leaders

Year	Name	G	Stl	Avg
1975	Jerry Jenkins	26	35	1.3
1976	Ray White	26	60	2.3
1977	Gary Hooker	27	47	1.7
1978	Ray White	26	61	2.3
1979	Ray White	23	57	2.5
1980	Greg Grim	27	30	1.1
1981	Terry Lewis	27	33	1.2
1982	Jeff Norwood	27	45	1.7
1983	Terry Lewis	29	60	2.1
1984	Ken Harvey	28	43	1.5
1985	Chauncey Robinson	28	44	1.6
1986	Chauncey Robinson	30	41	1.4
1987	Tracy Taylor	27	27	1.0
1988	Greg Lockhart	29	42	1.4
1989	Greg Lockhart	28	42	1.5
1990	Tony Watts	30	49	1.6
1991	Tony Watts	28	47	1.7
1992	Chuck Evans	28	83	*3.0
1993	Chuck Evans	29	82	*2.8
1994	T.J. Honore & D. Wilson	29	45	1.6
1995	Darryl Wilson	30	45	1.5
1996	Marcus Bullard	34	52	1.5
1997	Trey Moore	30	54	1.8
1998	Detrick White	30	49	1.6
1999	Detrick White	33	34	1.0
2000	Derrick Zimmerman	30	36	1.2
2001	A. Jackson & D. Z'man	31	36	1.2
2002	Derrick Zimmerman	35	75	2.1
2003	Derrick Zimmerman	31	58	1.9
2004	Winsome Frazier	30	71	*2.4
2005	Lawrence Roberts	32	50	1.6
2006	Jamont Gordon	30	34	1.1
2007	Jamont Gordon	35	46	1.3
2008	Barry Stewart	34	44	1.3
2009	Dee Bost	36	52	1.4
2010	Dee Bost	36	47	1.3
2011	Riley Benock	31	37	1.2
2012	Dee Bost	33	66	2.0

* - Led Southeastern Conference
- Led NCAA



Ray White owns the MSU career steals record with 217.



MSU YEARLY LEADERS

<u>1953-54</u>			<u>1961-62</u>			<u>1969-70</u>	
Leading Scorers	PPG	•	Leading Scorers	PPG	•	Leading Scorers	PPG
Gerald Caveness	17.8	•	Leland Mitchell	16.7	•	John Guyton	16.3
Dan Daley	12.0	•	W.D. Stroud	15.9	•	Jack Bouldin	15.4
Jack Houston	11.5	•	Joe Dan Gold	13.1	•	Randy Hodges	13.1
Leading Rebounders	RPG	•	Leading Rebounders	RPG	•	Leading Rebounders	RPG
Jack Houston	11.8	•	Leland Mitchell	8.9	•	Jim Martin	9.2
George Cooke	8.8	•	Joe Dan Gold	8.8	•	John Guyton	7.5
Dan Daley	5.1	•	Bobby Shows	6.6	•	Randy Hodges	5.2
		•			•		
<u>1954-55</u>			<u>1962-63</u>			<u>1970-71</u>	
Leading Scorers	PPG	•	Leading Scorers	PPG	•	Leading Scorers	PPG
Jim Ashmore	22.3	•	Leland Mitchell	17.1	•	Jack Bouldin	19.1
Wayne Duncan	11.9	•	W.D. Stroud	16.8	•	Randy Hodges	13.0
Jack Houston	11.7	•	Joe Dan Gold	13.3	•	Malcolm Wesson	12.2
Leading Rebounders	RPG	•	Leading Rebounders	RPG	•	Leading Rebounders	RPG
Jack Houston	11.7	•	Leland Mitchell	9.8	•	Malcolm Wesson	7.4
Wayne Duncan	6.7	•	Joe Dan Gold	7.8	•	Randy Hodges	5.4
Dudley Nash	5.9	•	Stan Brinker	6.5	•	Bill Combs	4.9
		•			•		
<u>1955-56</u>			<u>1963-64</u>			<u>1971-72</u>	
Leading Scorers	PPG	•	Leading Scorers	PPG	•	Leading Scorers	PPG
Jim Ashmore	22.3	•	Doug Hutton	14.9	•	Jack Bouldin	15.8
Wayne Duncan	13.9	•	Stan Brinker	12.8	•	Jeff Watkins	12.5
Jerry Ritchey	10.4	•	Richie Williams	9.5	•	Terry Kusnierz	11.4
Leading Rebounders	RPG	•	Leading Rebounders	RPG	•	Leading Rebounders	RPG
Wayne Lemon	11.0	•	Stan Brinker	9.0	•	Terry Kusnierz	12.0
Wayne Duncan	8.3	•	Don Posey	6.1	•	Malcolm Wesson	6.0
Lloyd Johnson	5.6	•	Richie Williams	5.8	•	Jeff Watkins	4.6
		•			•		
<u>1956-57</u>			<u>1964-65</u>			<u>1972-73</u>	
Leading Scorers	PPG	•	Leading Scorers	PPG	•	Leading Scorers	PPG
Jim Ashmore	28.3	•	Bill Chumbler	13.5	•	Rich Knarr	18.0
Bailey Howell	25.9	•	Gary Washington	11.2	•	Jerry Jenkins	17.6
Wayne Lemon	9.3	•	Richie Williams	9.3	•	Larry Fry	12.5
Leading Rebounders	RPG	•	Leading Rebounders	RPG	•	Leading Rebounders	RPG
Bailey Howell	19.7	•	Richie Williams	5.8	•	Larry Fry	7.7
Wayne Lemon	11.1	•	Charlie Crews	5.0	•	Terry Kusnierz	7.6
Jerry Keeton	4.9	•	Buddy Walden	4.9	•	Jerry Jenkins	7.1
		•			•		
<u>1957-58</u>			<u>1965-66</u>			<u>1973-74</u>	
Leading Scorers	PPG	•	Leading Scorers	PPG	•	Leading Scorers	PPG
Bailey Howell	27.8	•	Dave Williams	19.7	•	Jerry Jenkins	18.1
Jerry Keeton	11.7	•	Gary Washington	12.0	•	Rich Knarr	15.8
Charles Hull	10.4	•	John Sapen	9.4	•	Larry Fry	13.5
Leading Rebounders	RPG	•	Leading Rebounders	RPG	•	Leading Rebounders	RPG
Bailey Howell	16.2	•	Dave Williams	10.2	•	Bill Singletary	8.7
Charles Hull	9.5	•	Herb Biggs	8.3	•	Larry Fry	7.7
Jerry Keeton	5.9	•	Tom Payne	5.2	•	Jerry Jenkins	6.8
		•			•		
<u>1958-59</u>			<u>1966-67</u>			<u>1974-75</u>	
Leading Scorers	PPG	•	Leading Scorers	PPG	•	Leading Scorers	PPG
Bailey Howell	27.5	•	Dave Williams	15.7	•	Jerry Jenkins	22.1
Charles Hull	10.6	•	Gary Washington	11.8	•	Larry Fry	15.5
Jerry Graves	10.3	•	John Sapen	9.2	•	Rich Knarr	12.5
Leading Rebounders	RPG	•	Leading Rebounders	RPG	•	Leading Rebounders	RPG
Bailey Howell	15.2	•	Dave Williams	9.9	•	Taylor Williams	9.4
Jerry Graves	8.1	•	Tom Payne	5.4	•	Larry Fry	8.8
Charles Hull	7.2	•	John Sapen	4.4	•	Jerry Jenkins	6.9
		•			•		
<u>1959-60</u>			<u>1967-68</u>			<u>1975-76</u>	
Leading Scorers	PPG	•	Leading Scorers	PPG	•	Leading Scorers	PPG
Jerry Graves	18.6	•	Tom Payne	15.8	•	Ray White	18.3
Charles Hull	15.2	•	Dave Williams	12.9	•	Gary Hooker	17.7
Dave Glasgow	9.8	•	Manuel Washington	9.8	•	Taylor Williams	9.5
Leading Rebounders	RPG	•	Leading Rebounders	RPG	•	Leading Rebounders	RPG
Jerry Graves	10.4	•	Dave Williams	10.3	•	Taylor Williams	7.9
Charles Hull	9.8	•	Tom Payne	6.5	•	Wiley Pec	6.8
Dave Glasgow	5.2	•	Manuel Washington	5.2	•	Gary Hooker	6.7
		•			•		
<u>1960-61</u>			<u>1968-69</u>			<u>1976-77</u>	
Leading Scorers	PPG	•	Leading Scorers	PPG	•	Leading Scorers	PPG
Jerry Graves	21.3	•	Manuel Washington	15.4	•	Rickey Brown	19.3
Leland Mitchell	12.9	•	John Guyton	12.8	•	Ray White	16.2
W.D. Stroud	12.4	•	Chuck Wade	12.1	•	Gary Hooker	14.8
Leading Rebounders	RPG	•	Leading Rebounders	RPG	•	Leading Rebounders	RPG
Jerry Graves	10.3	•	John Guyton	7.2	•	Rickey Brown	10.8
Leland Mitchell	8.4	•	Jim Martin	6.8	•	Wiley Peck	9.3
Joe Dan Gold	6.7	•	Manuel Washington	6.3	•	Gary Hooker	7.3
		•			•		

MSU YEARLY LEADERS



<u>1977-78</u>			<u>1985-86</u>			<u>1993-94</u>	
Leading Scorers	PPG	•	Leading Scorers	PPG	•	Leading Scorers	PPG
Ray White	14.5	•	Chauncey Robinson	14.0	•	Darryl Wilson	16.2
Rickey Brown	13.4	•	Raymond Brown	11.8	•	Erick Dampier	11.9
Gary Hooker	10.5	•	Greg Lockhart	8.8	•	Marcus Grant	9.8
Leading Rebounders	RPG	•	Leading Rebounders	RPG	•	Leading Rebounders	RPG
Wiley Peck	8.4	•	Chauncey Robinson	7.0	•	Erick Dampier	8.7
Gary Hooker	7.1	•	Raymond Brown	5.7	•	Russell Walters	5.6
Rickey Brown	6.9	•	Anthony Blakley	4.5	•	Brian Price	5.0
		•			•		
<u>1978-79</u>			<u>1986-87</u>			<u>1994-95</u>	
Leading Scorers	PPG	•	Leading Scorers	PPG	•	Leading Scorers	PPG
Ray White	17.1	•	Hubert Henderson	14.9	•	Darryl Wilson	17.8
Greg Grim	16.9	•	Anthony Blakley	11.7	•	Erick Dampier	13.1
Rickey Brown	15.4	•	Greg Lockhart	8.2	•	Marcus Grant	10.4
Leading Rebounders	RPG	•	Leading Rebounders	RPG	•	Leading Rebounders	RPG
Wiley Peck	11.3	•	Hubert Henderson	9.1	•	Erick Dampier	9.7
Rickey Brown	8.6	•	Anthony Blakley	6.0	•	Brian Price	6.0
Ray White	6.3	•	Reginald Boykin	3.8	•	Darryl Wilson	4.7
		•			•		
<u>1979-80</u>			<u>1987-88</u>			<u>1995-96</u>	
Leading Scorers	PPG	•	Leading Scorers	PPG	•	Leading Scorers	PPG
Rickey Brown	20.5	•	Greg Lockhart	9.9	•	Darryl Wilson	18.0
Greg Grim	14.5	•	Reginald Boykin	9.7	•	Dontae' Jones	14.7
Jeff Malone	11.9	•	Chancellor Nichols	9.2	•	Erick Dampier	14.5
Leading Rebounders	RPG	•	Leading Rebounders	RPG	•	Leading Rebounders	RPG
Rickey Brown	14.4	•	Carl Nichols	6.6	•	Erick Dampier	9.3
Kalpatrick Wells	7.7	•	Chancellor Nichols	6.0	•	Dontae' Jones	6.8
Jeff Malone	3.3	•	Reginald Boykin	3.9	•	Russell Walters	5.5
		•			•		
<u>1980-81</u>			<u>1988-89</u>			<u>1996-97</u>	
Leading Scorers	PPG	•	Leading Scorers	PPG	•	Leading Scorers	PPG
Jeff Malone	20.1	•	Cameron Burns	15.1	•	Horatio Webster	16.1
Terry Lewis	9.3	•	Greg Lockhart	13.7	•	Bart Hyche	12.8
Ron White	8.4	•	Tony Watts	9.9	•	Trey Moore	11.2
Leading Rebounders	RPG	•	Leading Rebounders	RPG	•	Leading Rebounders	RPG
Kalpatrick Wells	9.1	•	Cameron Burns	6.3	•	Tyrone Washington	7.9
Ron White	7.4	•	Chancellor Nichols	5.1	•	Horatio Webster	7.4
Jeff Malone	4.2	•	Greg Carter	3.5	•	Quentin Smith	3.8
		•			•		
<u>1981-82</u>			<u>1990-91</u>			<u>1997-98</u>	
Leading Scorers	PPG	•	Leading Scorers	PPG	•	Leading Scorers	PPG
Jeff Malone	18.6	•	Cameron Burns	18.2	•	Horatio Webster	17.0
Terry Lewis	8.6	•	Greg Carter	13.0	•	Tyrone Washington	12.9
Butch Pierre	7.9	•	Tony Watts	11.7	•	Detrick White	12.2
Leading Rebounders	RPG	•	Leading Rebounders	RPG	•	Leading Rebounders	RPG
Kalpatrick Wells	6.6	•	Cameron Burns	7.3	•	Tyrone Washington	9.3
Jeff Malone	4.1	•	Greg Carter	6.8	•	Horatio Webster	5.2
Terry Lewis	4.1	•	Todd Merritt	6.7	•	Detrick White	4.9
		•			•		
<u>1982-83</u>			<u>1990-91</u>			<u>1998-99</u>	
Leading Scorers	PPG	•	Leading Scorers	PPG	•	Leading Scorers	PPG
Jeff Malone	26.8	•	Cameron Burns	16.9	•	Tyrone Washington	12.7
Terry Lewis	15.2	•	Greg Carter	15.4	•	Tang Hamilton	11.3
Butch Pierre	7.4	•	Tony Watts	12.0	•	Detrick White	11.1
Leading Rebounders	RPG	•	Leading Rebounders	RPG	•	Leading Rebounders	RPG
Kalpatrick Wells	6.8	•	Greg Carter	7.8	•	Tyrone Washington	8.4
Kelvin Hildreth	5.3	•	Todd Merritt	7.2	•	Oral Roberts	5.9
Terry Lewis	4.5	•	Cameron Burns	6.1	•	Tang Hamilton	5.7
		•			•		
<u>1983-84</u>			<u>1991-92</u>			<u>1999-2000</u>	
Leading Scorers	PPG	•	Leading Scorers	PPG	•	Leading Scorers	PPG
Ken Harvey	12.7	•	Tony Watts	19.2	•	Tang Hamilton	14.4
Kelvin Hildreth	9.5	•	Chuck Evans	12.2	•	Robert Jackson	12.3
Butch Pierre	6.9	•	Johnny Walker	11.1	•	Antonio Jackson	12.0
Leading Rebounders	RPG	•	Leading Rebounders	RPG	•	Leading Rebounders	RPG
Kelvin Hildreth	6.1	•	Johnny Walker	9.1	•	Robert Jackson	7.0
Ken Harvey	3.8	•	Eric Stevens	5.8	•	Tang Hamilton	6.2
Mackey Whyte	3.5	•	Greg Anderson	4.1	•	Michael Gholar	4.4
		•			•		
<u>1984-85</u>			<u>1992-93</u>			<u>2000-01</u>	
Leading Scorers	PPG	•	Leading Scorers	PPG	•	Leading Scorers	PPG
Ken Harvey	13.9	•	Orien Watson	15.4	•	Antonio Jackson	12.8
Tony Robinson	9.4	•	Chuck Evans	13.4	•	Marckell Patterson	12.2
Chauncey Robinson	8.6	•	Marcus Grant	10.8	•	Tang Hamilton	12.1
Leading Rebounders	RPG	•	Leading Rebounders	RPG	•	Leading Rebounders	RPG
Raymond Brown	5.0	•	Johnny Walker	7.5	•	Robert Jackson	7.3
Tony Robinson	4.6	•	Marcus Grant	4.4	•	Tang Hamilton	6.8
Ken Harvey	4.4	•	David Domingue	3.9	•	Marckell Patterson	4.4
		•			•		



MSU YEARLY LEADERS

<u>2001-02</u>		<u>2005-06</u>		<u>2009-10</u>	
Leading Scorers	PPG	Leading Scorers	PPG	Leading Scorers	PPG
Mario Austin	16.1	Charles Rhodes	13.8	Jarvis Varnado	13.8
Marckell Patterson	12.3	Jamont Gordon	13.8	Ravern Johnson	13.2
Timmy Bowers	10.6	Jamall Edmondson	11.0	Dee Bost	13.0
Leading Rebounders	RPG	Leading Rebounders	RPG	Leading Rebounders	RPG
Mario Austin	7.6	Charles Rhodes	7.1	Jarvis Varnado	10.3
Michael Gholar	6.2	Jamont Gordon	6.8	Kodi Augustus	5.4
Marckell Patterson	4.2	Wesley Morgan	5.3	Dee Bost	4.4
<u>2002-03</u>		<u>2006-07</u>		<u>2010-11</u>	
Leading Scorers	PPG	Leading Scorers	PPG	Leading Scorers	PPG
Mario Austin	15.5	Jamont Gordon	16.0	Ravern Johnson	17.6
Timmy Bowers	14.6	Charles Rhodes	13.7	Dee Bost	15.3
Michal Ignerski	9.0	Dietric Slater	10.5	Renardo Sidney	14.2
Leading Rebounders	RPG	Leading Rebounders	RPG	Leading Rebounders	RPG
Mario Austin	7.7	Jamont Gordon	7.1	Renardo Sidney	10.3
Ontario Harper	4.9	Charles Rhodes	6.2	Kodi Augustus	5.4
Michal Ignerski	4.8	Dietric Slater	5.7	Wendell Lewis	4.8
<u>2003-04</u>		<u>2007-08</u>		<u>2011-12</u>	
Leading Scorers	PPG	Leading Scorers	PPG	Leading Scorers	PPG
Lawrence Roberts	16.9	Charles Rhodes	17.4	Arnett Moultrie	16.4
Timmy Bowers	15.0	Jamont Gordon	17.2	Dee Bost	15.8
Winsome Frazier	13.1	Barry Stewart	11.5	Rodney Hood	10.3
Leading Rebounders	RPG	Leading Rebounders	RPG	Leading Rebounders	RPG
Lawrence Roberts	10.1	Charles Rhodes	7.8	Arnett Moultrie	10.5
Branden Vincent	7.6	Jarvis Varnado	7.8	Renardo Sidney	5.2
Shane Power	4.2	Jamont Gordon	6.6	Rodney Hood	4.8
<u>2004-05</u>		<u>2008-09</u>		<u>2012-13</u>	
Leading Scorers	PPG	Leading Scorers	PPG	Leading Scorers	PPG
Lawrence Roberts	16.9	Jarvis Varnado	12.9	Jarvis Varnado	12.9
Winsome Frazier	12.3	Barry Stewart	12.4	Barry Stewart	12.4
Shane Power	11.1	Ravern Johnson	12.1	Ravern Johnson	12.1
Leading Rebounders	RPG	Leading Rebounders	RPG	Leading Rebounders	RPG
Lawrence Roberts	11.0	Jarvis Varnado	8.8	Jarvis Varnado	8.8
Marcus Campbell	5.0	Phil Turner	5.5	Phil Turner	5.5
Ontario Harper	4.9	Barry Stewart	3.8	Barry Stewart	3.8



Jim Ashmore led MSU in scoring from 1955-1957.



Leland Mitchell led the Bulldogs in scoring from 1962-63.



Jeff Malone led MSU in scoring for three seasons from 1981-83.

MSU FRESHMAN RECORDS



Points Scored				
Name	Season	G	Pts	Avg
1. Rickey Brown	1976-77	27	520	19.3
2. Ray White	1975-76	26	475	18.3
3. Rich Knarr	1972-73	26	467	18.0
4. Gary Hooker	1975-76	26	461	17.7
5. Jamont Gordon	2005-06	30	413	13.8
6. Dee Bost	2008-09	36	392	10.9
7. Erick Dampier	1993-94	29	344	11.9
8. Barry Stewart	2006-07	35	342	9.8
9. Rodney Hood	2011-12	32	328	10.3
10. Jeff Malone	1979-80	27	320	11.9

Scoring Average				
Name	Season	G	Pts	Avg
1. Rickey Brown	1976-77	27	520	19.3
2. Ray White	1975-76	26	475	18.3
3. Rich Knarr	1972-73	26	467	18.0
4. Gary Hooker	1975-76	26	461	17.7
5. Jamont Gordon	2005-06	30	413	13.8
6. Erick Dampier	1993-94	29	344	11.9
7. Jeff Malone	1979-80	27	320	11.9
8. Rodney Hood	2011-12	32	328	10.3
9. Dee Bost	2008-09	36	392	10.0
10. Tony Watts	1988-89	27	267	9.9

Rebounds				
Name	Season	G	Reb	Avg
1. Rickey Brown	1976-77	27	292	10.8
2. Erick Dampier	1993-94	29	251	8.7
3. Kalpatrick Wells	1979-80	27	209	7.7
4. Jamont Gordon	2005-06	30	203	6.8
5. Carl Nichols	1987-88	29	192	6.6
6. Gary Hooker	1975-76	26	175	6.7
7. Chan. Nichols	1987-88	28	169	6.0
8. Wiley Peck	1975-76	25	169	6.8
9. Rodney Hood	2011-12	32	153	4.8
10. Jarvis Varnado	2006-07	35	146	4.2

Rebounding Average				
Name	Season	G	Reb	Avg
1. Rickey Brown	1976-77	27	292	10.8
2. Erick Dampier	1993-94	29	251	8.7
3. Kalpatrick Wells	1979-80	27	209	7.7
4. Jamont Gordon	2005-06	30	203	6.8
5. Wiley Peck	1975-76	25	169	6.8
6. Gary Hooker	1975-76	26	175	6.7
7. Carl Nichols	1987-88	29	192	6.6
8. Chan. Nichols	1987-88	28	169	6.0
9. Ray White	1975-76	26	142	5.5
10. Raymond Brown	1984-85	28	140	5.0

Assists				
Name	Season	G	Ast	Avg
1. Dee Bost	2008-09	36	156	4.3
2. Jamont Gordon	2005-06	30	129	4.3
3. Rich Knarr	1972-73	26	127	4.9
4. Ben Hansbrough	2006-07	35	112	3.2
5. Gary Ervin	2003-04	30	74	2.5
6. Greg Lockhart	1985-86	30	70	2.3
7. Ray White	1975-76	26	69	2.7
8. Gary Hooker	1975-76	26	68	2.6
9. Rodney Hood	2011-12	32	64	2.0
10. Jeff Norwood	1981-82	27	60	2.2

Blocked Shots				
Name	Season	G	BS	Avg
1. Jarvis Varnado	2006-07	35	67	1.9
2. Erick Dampier	1993-94	29	65	2.2
3. Rickey Brown	1976-77	27	58	2.1
4. Kalpatrick Wells	1979-80	27	51	1.9
5. Wiley Peck	1975-76	25	37	1.5
6. Chan. Nichols	1987-88	28	30	1.1
7. Carl Nichols	1987-88	29	21	0.7
8. Gary Hooker	1975-76	26	20	0.8
9. Tony Robinson	1983-84	25	18	0.7
10. Quentin Smith	1996-97	30	17	0.6

Steals				
Name	Season	G	Stl	Avg
1. Ray White	1975-76	26	60	2.3
2. Dee Bost	2008-09	36	52	1.4
3. Jeff Norwood	1981-82	27	45	1.7
4. Gary Hooker	1975-76	26	45	1.7
5. D. Zimmermann	1999-00	30	36	1.2
6. Ben Hansbrough	2006-07	35	35	1.0
7. Jamont Gordon	2005-06	30	34	1.1
8. Barry Stewart	2006-07	35	32	0.9
9. Reginald Delk	2005-06	30	32	1.1
10. Gary Ervin	2003-04	30	31	1.0
Greg Lockhart	1985-86	30	31	1.0

Field Goals Made				
Name	Season	FGM	FGA	Pct
1. Rickey Brown	1976-77	225	443	.508
2. Ray White	1975-76	206	407	.506
3. Gary Hooker	1975-76	186	391	.476
4. Rich Knarr	1972-73	185	426	.434
5. Jamont Gordon	2005-06	139	341	.408
6. Jeff Malone	1979-80	139	303	.459
7. Erick Dampier	1993-94	133	226	.589
8. Rodney Hood	2011-12	127	287	.443
9. Dee Bost	2008-09	108	307	.352
10. Tony Watts	1988-89	107	222	.482
Greg Lockhart	1985-86	107	257	.416

Field Goals Attempted				
Name	Season	FGM	FGA	Pct
1. Rickey Brown	1976-77	225	443	.508
2. Rich Knarr	1972-73	185	426	.434
3. Ray White	1975-76	206	407	.506
4. Gary Hooker	1975-76	186	391	.476
5. Jamont Gordon	2005-06	139	341	.408
6. Dee Bost	2008-09	108	307	.352
7. Jeff Malone	1979-80	139	303	.459
8. Rodney Hood	2011-12	127	287	.443
9. Greg Lockhart	1985-86	107	257	.416
10. Barry Stewart	2006-07	96	240	.400

3-Point Field Goals Made				
Name	Season	FGM	FGA	Pct
1. Barry Stewart	2006-07	68	174	.391
2. Reginald Delk	2005-06	59	144	.410
3. Dee Bost	2008-09	54	161	.335
4. Rodney Hood	2011-12	47	129	.364
5. Ben Hansbrough	2006-07	47	114	.412
6. Tony Watts	1988-89	30	77	.390
7. Marcus Bullard	1994-95	29	71	.409
8. Jalen Steele	2010-11	27	82	.329
Jamont Gordon	2005-06	27	104	.260
Doug Hartsfield	1987-88	27	62	.436
Todd Merritt	1987-88	27	73	.370



Rickey Brown holds six MSU freshman records.



MSU FRESHMAN RECORDS

3-Point Field Goals Att.

Name	Season	FGM	FGA	Pct
1. Barry Stewart	2006-07	68	174	.391
2. Dee Bost	2008-09	54	161	.335
3. Reginald Delk	2005-06	59	144	.410
4. Rodney Hood	2011-12	47	129	.364
5. Ben Hansbrough	2006-07	47	114	.412
6. Jamont Gordon	2005-06	27	104	.260
7. Jalen Steele	2-10-11	27	82	.329
8. Derrick Jones	1996-97	24	80	.300
9. Phil Turner	2007-08	24	79	.304
10. Tony Watts	1988-89	30	77	.390

Free Throws Made

Name	Season	FTM	FTA	Pct
1. Dee Bost	2008-09	122	170	.718
2. Jamont Gordon	2005-06	108	167	.647
3. Rich Knarr	1972-73	97	115	.843
4. Gary Hooker	1975-76	89	124	.718
5. Barry Stewart	2006-07	82	107	.766
6. Erick Dampier	1993-94	78	159	.491
7. Rickey Brown	1976-77	70	97	.722
8. Ray White	1975-76	63	97	.649
9. Carl Nichols	1987-88	62	96	.646
10. Ben Hansbrough	2006-07	58	74	.784

Free Throws Attempted

Name	Season	FTM	FTA	Pct
1. Dee Bost	2008-09	122	170	.718
2. Jamont Gordon	2005-06	108	167	.647
3. Erick Dampier	1993-94	78	159	.491
4. Gary Hooker	1975-76	89	124	.718
5. Rich Knarr	1972-73	97	115	.843
6. Barry Stewart	2006-07	82	107	.766
7. Rickey Brown	1976-77	70	97	.722
8. Ray White	1975-76	63	97	.649
9. Carl Nichols	1987-88	62	96	.646
10. Chan. Nichols	1987-88	55	95	.579

Minutes Played

Name	Season	G	Min	Avg
1. Dee Bost	2008-09	36	1,137	31.6
2. Rodney Hood	2011-12	32	1,050	32.8
3. Jamont Gordon	2005-06	30	988	32.9
4. Jeff Norwood	1981-82	27	968	35.9
5. Ray White	1975-76	26	926	35.6
6. Gary Hooker	1975-76	26	890	34.2
7. Carl Nichols	1987-88	29	884	30.5
8. Barry Stewart	2006-07	35	848	24.2
9. Ben Hansbrough	2006-07	35	827	23.6
Rickey Brown	1976-77	27	824	30.5

Minutes Average

Name	Season	G	Min	Avg
1. Jeff Norwood	1981-82	27	968	35.9
2. Ray White	1975-76	26	926	35.6
3. Gary Hooker	1975-76	26	890	34.2
4. Jamont Gordon	2005-06	30	988	32.9
5. Rodney Hood	2011-12	32	1,050	32.8
6. Dee Bost	2008-09	36	1,137	31.6
7. Rich Knarr	1972-73	26	819	31.5
8. Rickey Brown	1976-77	27	824	30.5
9. Carl Nichols	1987-88	29	884	30.5
10. Raymond Brown	1984-85	28	813	29.0



Dee Bost holds MSU freshman records for free throws attempted and made, minutes played and assists.



INDIVIDUAL RECORDS

Most Points Scored:

58, Pete Maravich, LSU (12-22-67 at LSU)

Most Field Goals Made:

22, Pete Maravich, LSU (3-2-70 at Starkville & 12-22-67 at Baton Rouge)

Most Field Goals Attempted:

49, Pete Maravich, LSU (3-3-69 at Starkville)

Best Field Goal Percentage:

1.000 (12-of-12), Durand Macklin, LSU (1-5-80 at Baton Rouge)

Most 3-Point Field Goals Made:

9, Shan Foster, Vanderbilt (3-5-08 at Vandy); 9, Isaiah Swann, Florida State (3-20-07); 9, Brad Boyd, Louisiana-Lafayette (11-23-02 at Starkville)

Most 3-Point FG Attempted:

20, Donald Sims, Appalachian State (11-19-10 at Starkville)

Best 3-Point FG Percentage:

1.000 (5-5), Dru Joyce, Akron (12-20-05 at Guaynabo, PR); (6-6), Demetric Bennett, South Alabama (12-15-07) at Mobile

Most Free Throws Made:

18, Dwight Anderson, Kentucky (2-12-79 at Lexington); 18, Kenny Higgs, LSU (1-2-78 at Starkville)

Most Free Throws Attempted:

23, Dwight Anderson, Kentucky (2-12-79 at Lexington); 23, Calvin Natt, Northeast Louisiana (12-5-77 at Starkville)

Best Free Throw Percentage:

1.000 (16-of-16), Eddie Palubinskas, LSU (3-1-73 at Baton Rouge); 1.000 (15-of-15), Eddie Johnson, Auburn (1-20-75 at Auburn)

Most Rebounds:

31, Nate Thurmond, Bowling Green (3-16-63 at East Lansing, MI)

Most Offensive Rebounds:

10, Randolph Morris, Kentucky (3-9-07 at Atlanta, GA); 10, Kevin Hendrix, Alabama (1-28-06 at Tuscaloosa)

Most Defensive Rebounds:

18, Ernie Abercrombie, Oklahoma (2-10-96 at Norman)

Most Assists:

17, Kenny Higgs, LSU (1-19-76 at Starkville)

Most Turnovers:

12, Eddie Johnson, Auburn (1-20-75 at Auburn)

Most Blocked Shots:

11, Theo Ratliff, Wyoming (12-28-94 at Casper, WY)

Most Steals:

8, Rajon Rondo, Kentucky (2-19-05 at Lexington); Jack Givens, Kentucky (1-3-76 at Starkville)

Most Dunks:

8, Eugene McDowell, Florida (1-5-83 at Gainesville); 8, Dominique Wilkins, Georgia (2-10-82 at Athens)

Most Minutes Played:

58, Gerald Glass, Ole Miss (4OT) (1-24-90 at Starkville)

LAST TIME AN

OPPOSING PLAYER . . .

Scored 35 or more points:
35, Courtney Fortson, Arkansas (1-28-10 at Fayetteville)

Scored 38 or more points:
38, Marcus Thornton, LSU (3-8-08 at Starkville)

Scored 40 or more points:
40, Donald Sims, Appalachian State (11-19-10 at Starkville)

Scored 42 or more points:
42, Shan Foster, Vanderbilt (3-5-08 at Nashville)

Had 20 or more rebounds:
22, Ernie Abercrombie, Oklahoma (2-10-96 at Norman)

Had 10 or more assists:
13, Mickey McConnell, St. Mary's (12-29-10 at Las Vegas)

Had six or more steals:
6, Alex Abreu Akron (11-9-11 at Auburn)

Had six or more blocked shots:
6, Chief Kickingstallionsims, Alabama St. (12-6-08 at Starkville)

LAST TIME AN

OPPOSING TEAM . . .

Scored 100 or more points:
101, UMass (3-13-12 at Starkville)

Was held to 39 points or less:

39, LSU (1-9-08 at Baton Rouge)

Was held to 40-45 points:
45, Mississippi Valley St. (12-28-09)

Was held to 46-49 points:

46, Alabama State (12-14-10 at Starkville)

Shot 60 percent-plus from the field:
.600 [30-50], Auburn (2-5-05 at Auburn)

Shot 65 percent-plus from the field:
.702 [40-57], Georgia (2-28-01 at Athens)

Held to less than 30% from field:
.290 [18-62], Alabama State (12-14-10 at Starkville)

Made 10 or more 3-pointers:
14, Vanderbilt (1-21-12 at Nashville)

Was held without a 3-pointer:
[0-19], South Carolina (3-2-02 at USC)

Attempted 30 or more 3-pointers:
35, Troy (12-10-11 in Starkville)

Did not attempt a 3-pointer:
LSU (1-30-88 at Baton Rouge)

Shot 95 % or better from the FT line:
1.000 [10-10], St. Mary's (12-29-10 at Las Vegas)

Had 50 or more rebounds:
56, UMass (3-13-12 at Starkville)

Had 25 or more assists:
25, Vanderbilt (1-21-06 at Nashville)

Had 25 or more turnovers:
25, Florida State (3-20-07 at Starkville)

Had 10 or more blocked shots:
12, Kentucky (2-16-10 at Starkville)

Had 15 or more steals:
15, LSU (2-14-12 at Baton Rouge)

TEAM RECORDS

Most Points Scored:

120, Vanderbilt (3-8-69 at Starkville)

Most Field Goals Made:

51, Kentucky (3-8-75 at Starkville)

Most Field Goals Attempted:

103, Tampa (2-15-57 at Tampa)

Best Field Goal Percentage:

.729 (27-of-37), Ole Miss (2-16-80 at Starkville)

Most 3-Point Field Goals Made:

17, Troy (12-10-05 at Starkville)

Most 3-Point FG Attempted:

45, Troy (12-10-05 at Starkville)

Best 3-Point FG Percentage:

.727 (8-of-11), Auburn (2-19-94 at Starkville)

Most Free Throws Made:

40, Vanderbilt (1-26-80 at Nashville); Kentucky (2-12-79 at Lexington); Auburn (1-20-75 at Auburn); Florida (2-26-72 at Gainesville)

Most Free Throws Attempted:

56, Kentucky (2-12-79 at Lexington)

Best FT Percentage (Min. 15 FTM):

1.000 (19-of-19), Kentucky (1-10-83 at Starkville)

Best Free Throw Percentage (Min. 20 FTM):

.972 (35-of-36), Vanderbilt (2-26-86 at Nashville)

Most Rebounds:

75, Florida (2-19-55 at Gainesville)

Most Offensive Rebounds:

28, Troy State (11-30-93 at Starkville)

Most Defensive Rebounds:

41, LSU (11-11-09 at Starkville)

Most Assists:

33, Kentucky (1-23-80 at Starkville)

Most Turnovers:

37, Southern Miss (12-2-76 at Starkville)

Most Blocked Shots:

12, Stanford (12-21-99 at Oakland, CA); 12, Kentucky (2-16-10 at Starkville)

Most Steals:

23, Kentucky (1-9-91 at Lexington)



MSU TEAM RECORDS

Most Points Scored:

Game: 123 vs. Troy State (12-5-95)
Season: 2692 (2006-07)

Fewest Points Scored (Since 1950):

Game: 20 vs. Georgia (1-13-82)
Season: 1234 (1952-53)

Most Combined Points Scored:

Game: 216; MSU 110, Vanderbilt 106-OT (12-6-79)

Fewest Combined Points (Since 1950):

Game: 39; MSU 23 at Ole Miss 16 (2-28-59)

Highest Scoring Average:

Season: 84.8 (1956-57)

Lowest Scoring Average (Since 1950):

Season: 49.5 (1981-82)

Most Points Allowed:

Game: 120 vs. Vanderbilt (3-8-69)
Season: 2479 (2008-09)

Fewest Points Allowed (Since 1950):

Game: 16 at Ole Miss (2-28-59)
Season: 1340 (1952-53)

Most Field Goals Made:

Game: 50 vs. SE La. (1-27-64)
Season: 951 (2006-07)

Fewest Field Goals Made (Since 1950):

Game: 8 at Ole Miss (2-28-59)
Season: 433 (1952-53)

Most Field Goals Attempted:

Game: 115 vs. Howard College (12-2-55)
Season: 2071 (2006-07)

Fewest Field Goals Attempted (Since 1954):

Game: 20 vs. Georgia (1-13-82)
Season: 1077 (1981-82)

Highest Field Goal Percentage:

Game (Min. 30 FGA): .710 (22-31) at Tennessee (2-17-82)
Season: .513 [892-1739] (1978-79)

Most 3-Point Field Goals Made:

Game: 16 vs. Arkansas (2-7-09) & St. Bonaventure (12-05-09)
Season: 296 (2008-09)

Fewest 3-Point Field Goals Made:

Game: 0, Last time: at Alabama (1-18-05)
Season: 58 (1986-87)

Most 3-Point FG Attempted:

Game: 39 at Alabama (2-21-09)
Season: 918 (2009-10)

Fewest 3-Point FG Attempted:

Game: 0 vs. Ole Miss (1-14-87)
Season: 211 (1986-87)

Highest 3-Point FG Percentage:

Game (Min. 10 FGA): .800 (8-10) vs. Tennessee-Martin (11-27-91)
Season: .384 [214-558] (1995-96)

Most Free Throws Made:

Game: 41 vs. LSU (2-11-09)
Season: 603 (1956-57)

Fewest Free Throws Made (Since 1950):

Game: 0, Last time: vs. Auburn (2-11-95)
Season: 250 (1986-87)

Most Free Throws Attempted:

Game: 58 at Arkansas (12-13-52)
Season: 882 (1956-57)

Fewest Free Throws Attempted (Since 1950):

Game: 0, Last time: vs. Georgia (1-13-82)

Highest Free Throw Percentage:

Game (Min. 15 FTA): 1.000 (15-of-15) at Tennessee (1-26-74)
Season: .769 [496-645] (1967-68)

Most Rebounds:

Game: 85 vs. La. College (12-11-61)
Season: 1406 (2009-10)

Fewest Rebounds (Since 1950):

Game: 11 vs. Ole Miss (2-20-82)
Season: 581 (1981-82)

Highest Rebounding Average:

Season: 50.5 (1956-57)

Lowest Rebounding Average (Since 1950):

Season: 21.5 (1981-82)

Most Offensive Rebounds:

Game: 31 vs. Mississippi Valley St. (11-21-00)
Season: 496 (2000-01)

Most Defensive Rebounds:

Game: 44 vs. Mississippi Valley St. (11-21-00); vs. Tennessee Tech (1-5-93)
Season: 1011 (2009-10)

Most Assists:

Game: 34 vs. Chicago St. (12-4-75)
Season: 566 (2001-02)

Most Turnovers:

Game: 34 at Evansville (12-17-75)
Season: 583 (2001-02 & 1995-96)

Fewest Turnovers:

Game: 4 vs. Kentucky (1-15-79); 4 vs. Louisiana Tech (11-10-07)
Season: 376 (1984-85)

Most Blocked Shots:

Game: 16 vs. Georgia (1-12-08)
Season: 271 (2008-09 & 2009-10)

Most Steals:

Game: 27 vs. Samford (12-29-75); vs. SW Louisiana (12-6-75)
Season: 294 (2001-02)

Most Dunks:

Game: 15 vs. Troy State (11-30-93)
Season: 145 (2007-08)

Most Personal Fouls:

Game: 41 at Kentucky (2-12-79)
Season: 621 (2001-02)

Most Disqualifications:

Game: 6 at Kentucky (2-12-79)
Season: 34 (1956-57)

LONGEST WINNING STREAKS

- 19 Jan. 15, 1962 to Dec. 15, 1962
- 18 Jan. 5, 1959 to Dec. 7, 1959
- 17 Jan. 31, 1913 to Feb. 10, 1914
- 14 Feb. 15, 1958 to Dec. 30, 1958
- 13 Nov. 22, 2003 to Jan. 10, 2004
- 12 Feb. 28, 1957 to Jan. 6, 1958
- 12 Feb. 20, 1914 to Feb. 6, 1915
- 12 Feb. 16, 1911 to Jan. 24, 1913

LONGEST LOSING STREAKS

- 14 Jan. 7, 1955 to Feb. 21, 1955
- 11 Dec. 12, 1981 to Jan. 23, 1982
- 10 Feb. 10, 1945 to Jan. 18, 1946
- 9 Jan. 17, 1987 to Feb. 14, 1987
- 9 Feb. 4, 1981 to March 4, 1981
- 9 Jan. 26, 1951 to March 1, 1951
- 9 Feb. 4, 1949 to Dec. 3, 1949
- 9 Feb. 5, 1909 to Feb. 8, 1911

LONGEST SEC WINNING STREAKS

- 13 Jan. 15, 1962 to Jan. 5, 1963
- 13 Jan. 5, 1959 to Feb. 28, 1959
- 10 Feb. 22, 1960 to Feb. 11, 1961
- 10 Feb. 17, 1942 to Dec. 18, 1942
- ^9 Mar. 5, 2009 to Jan. 16, 2010
- 8 Jan. 17, 2004 to Feb. 14, 2004
- *8 Feb. 16, 2002 to Mar. 10, 2002
- 7 Feb. 17, 1979 to Jan. 2, 1980
- 7 Jan. 12, 1963 to Feb. 11, 1963

LONGEST SEC LOSING STREAKS

- 16 Feb. 4, 1981 to Jan. 23, 1982
- 16 Feb. 10, 1945 to Feb. 15, 1946
- 11 Feb. 20, 1985 to Jan. 22, 1986
- 11 Jan. 7, 1955 to Feb. 19, 1955
- 9 Jan. 17, 1987 to Feb. 14, 1987

LONGEST HOME WINNING STREAKS

- 35 Jan. 14, 1957 to Dec. 12, 1959
- 25 Dec. 2, 1961 to Dec. 2, 1963
- 19 Feb. 11, 1920 to Feb. 9, 1922
- 14 Jan. 22, 2003 to Jan. 10, 2004
- 14 Jan. 31, 1913 to Jan. 31, 1914
- 13 Jan. 23, 1978 to Jan. 15, 1979
- 13 Feb. 22, 1960 to Feb. 11, 1961
- 12 Feb. 25, 2004 to Feb. 12, 2005
- 11 Feb. 1, 1916 to Feb. 17, 1917
- 10 Feb. 5, 1923 to Feb. 16, 1924
- 10 Feb. 20, 1914 to Feb. 6, 1915

* - Includes 3 SEC Tournament wins

^ - Includes 4 SEC Tournament wins

SEC STATISTICAL TITLES & LEADERS



SEC Team Statistical Titles

Season	Statistical Category	Statistic
1960-61	Scoring Offense	77.0 ppg
1976-77	Field Goal % Defense	44.0 FG%
1976-77	Rebounding	45.9 rpg
1977-78	Scoring Defense	67.1 ppg
1979-80	Rebounding	42.0 rpg
1980-81	Rebound Margin	+4.9 rpg
1983-84	Rebound Defense	28.1 rpg
1984-85	Rebound Defense	30.1 rpg
1986-87	Scoring Defense	65.5 ppg
1986-87	Free Throw % Defense	66.5 FT%
1987-88	Scoring Defense	65.0 ppg
1987-88	3-Point FG % Defense	31.4 FG%
1990-91	Free Throw % Defense	62.0 FT%
1993-94	Field Goal % Defense	39.1 FG%
1995-96	Field Goal Percen	32.6 rpg
1995-96	Rebound Margin	+6.3 rpg
1998-99	3-Point FG % Defense	30.3 FG%
2000-01	Rebound Defense	33.3 rpg
2000-01	Rebound Margin	+7.9 rpg
2001-02	Field Goal Percentage	48.0 FG%
2001-02	Rebound Margin	+6.5 rpg
2002-03	Scoring Defense	59.7 ppg
2002-03	Field Goal % Defense	40.1 FG%
2002-03	3-Point FG % Defense	32.7 FG%
2002-03	Rebound Margin	+6.2 rpg
2002-03	Steals	8.65 spg
2003-04	Scoring Offense	77.3 ppg
2003-04	Scoring Margin	+10.7 ppg
2003-04	Rebounding	41.0 rpg
2003-04	Rebound Margin	+8.0 rpg
2003-04	Steals	9.33 spg
2004-05	Rebounding	40.9 rpg
2004-05	Rebound Margin	+8.5 rpg
2006-07	Field Goal % Defense	40.3 FG%
2006-07	Rebounding	39.0 rpg
2006-07	Blocked Shots	6.34 bpg
2007-08	Scoring Defense	65.5 ppg
2007-08	Field Goal % Defense	37.0 FG%
2007-08	Rebound Offense	40.7 rpg
2007-08	Blocked Shots	7.85 bpg
2008-09	Blocked Shots	7.53 bpg
2008-09	3-Point Field Goals Made	8.22 pg
2009-10	Blocked Shots	7.5
2009-10	3-Point Field Goals Made	9.1
2009-10	Defensive Rebounds	1011
2010-11	Defensive Rebounds	813
2010-11	3-Point Field Goals Made	7.9

SEC Individual Leaders


Season	Statistical Category	Statistic
1957-58	Bailey Howell (Scoring)	27.8 ppg
1958-59	Bailey Howell (Scoring)	25.5 ppg
1964-65	Paul Smith (FT%)	92.7 FT%
1973-74	Bill Singletary (FG%)	66.5 FG%
1975-76	Al Perry (Assists)	8.0 apg
1978-79	Wiley Peck (FG%)	64.4 FG%
1978-79	Wiley Peck (Rebounds)	11.3 rpg
1979-80	Rickey Brown (Rebounds)	14.4 rpg
1982-83	Jeff Malone (Scoring)	26.8 ppg
1989-90	Cameron Burns (FG%)	59.7 FG%
1991-92	Tony Watts (FT%)	84.8 FT%
1991-92	Chuck Evans (Assists)	7.8 apg
1991-92	Chuck Evans (Steals)	3.0 spg
1992-93	Chuck Evans (Assists)	8.1 apg
1992-93	Chuck Evans (Steals)	2.8 spg
1994-95	Erick Dampier (FG%)	64.0 FG%
1994-95	Darryl Wilson (3FG/game)	3.1 3pg
1995-96	Darryl Wilson (FT%)	79.6 FT%
1996-97	Tyrone Washington (Blocks)	2.0 bpg
1997-98	Tyrone Washington (FG%)	53.1 FG%
1997-98	Detrick White (Assists)	5.5 apg
1998-99	Detrick White (Assists)	5.6 apg
2001-02	Derrick Zimmerman (Assists)	6.0 apg
2002-03	Derrick Zimmerman (Assists)	5.6 apg
2003-04	Winsome Frazier (Steals)	2.4 spg
2004-05	Lawrence Roberts (Rebs)	11.0 rpg
2007-08	Jarvis Varnado (Blocks)	5.6 bpg
2008-09	Jarvis Varnado (Blocks)	4.7 bpg
2009-10	Jarvis Varnado (Rebounds)	10.3 rpg
2009-10	Jarvis Varnado (Def. Rebs)	7.3 rpg
2009-10	Jarvis Varnado (Blocks)	4.7 bpg
2009-10	Jarvis Varnado (FG%)	58.2 FG%
2011-12	Arnett Moultrie (Rebounds)	10.5 rpg
2011-12	Arnett Moultrie (Off. Rebs)	3.7 rpg
2011-12	Dee Bost (Assists)	5.5 apg
2011-12	Dee Bost (Minutes)	36.3 mpg



Babe McCarthy-coached 1958-59 (top) and 1961-62 (bottom) teams led the nation in won-lost percentage with identical 24-1 records (.960) en route to claiming SEC titles at 13-1.



The tandem of Bailey Howell (left) and Jim Ashmore finished the 1956-57 season ranked sixth (28.3 ppg) and ninth (25.9 ppg), respectively, nationally in scoring.



Bailey Howell (left) ranked among the nation's Top 10 scoring and rebounding leaders during each of his three MSU seasons, while Jeff Malone (right) finished his senior season (1982-83) as the NCAA's No. 2 scoring leader behind Texas Southern's Harry Kelly.



MSU TEAM SUPERLATIVES

MSU'S 100-POINT GAMES

Opponent (Date)	Pts
1. TROY STATE (12-5-95)	123
2. SOUTHEASTERN LA. (11-25-95)	121
UNION (12-4-58)	121
4. ALCORN STATE (12-18-90)	120
5. TROY STATE (11-30-93)	118
6. Louisiana College (12-10-60)	117
7. UNION (12-5-60)	115
8. HOWARD COLLEGE (12-5-57)	114
9. SOUTHEASTERN LA. (12-1-88)	113
CHICAGO STATE (12-4-75)	113
SOUTHEASTERN LA. (1-27-64)	113
LOUISIANA COLLEGE (12-11-61)	113
at Tampa (2-15-57)	113
14. CENTENARY (11-29-89)	112
15. TENNESSEE TECH (1-5-93)	110
VANDERBILT [OT] (12-6-79)	110
SAMFORD (12-5-73)	110
18. TENNESSEE TECH (11-26-90)	109
19. HOWARD COLLEGE (12-2-55)	108
20. ARKANSAS-PINE BLUFF (11-23-99)	107
NE MISSOURI STATE (12-9-76)	107
at Birmingham-Southern (1-31-52)	107
23. TROY (12-10-11)	106
SOUTHEASTERN LA. (11-28-94)	106
DELTA STATE (1-1-63)	106
CHRISTIAN BROTHERS (12-19-62)	106
at Delta State (1-29-62)	106
HOWARD COLLEGE (12-3-56)	106
29. ST. BONAVENTURE (12-5-09)	105
AUBURN (3-2-04)	105
Arkansas-Pine Bluff (11-17-98)	105
LOUISIANA TECH (12-2-63)	105
at Florida (2-14-59)	105
34. Jacksonville State (12-15-05)	104
FLORIDA A&M (12-20-04)	104
Louisiana-Monroe (12-15-01)	104
OLE MISS [4OT] (1-24-90)	104
FLORIDA [2OT] (2-3-75)	104
39. MISSISSIPPI COLLEGE (1-8-51)	103
40. NORTH ALABAMA (11-10-08)	102
ALABAMA A&M (11-30-00)	102
FLORIDA INTERNATIONAL (12-6-82)	102
VANDERBILT (1-29-77)	102
SEWANEE (12-7-70)	102
ARKANSAS STATE (12-17-56)	102
46. BRADLEY (3-17-07)	101
OLE MISS [2OT] (1-11-79)	101
OLE MISS (1-23-65)	101
49. ALABAMA A&M (12-2-02)	100
JACKSONVILLE (11-30-02)	100
OLE MISS (1-27-75)	100
at Ole Miss (1-30-56)	100

OPPONENT 100-POINT GAMES

Opponent (Date)	Pts
1. VANDERBILT (3-8-69)	120
2. KENTUCKY (3-8-75)	118
3. at Arkansas (2-20-93)	115
4. at Louisville (12-8-54)	113
5. at Kentucky (2-1-75)	112
6. at Kentucky (1-5-70)	111
7. at LSU (12-22-67)	111
8. at Tulane (2-6-56)	110
at Kentucky (2-11-52)	110
10. at Tennessee (2-24-75)	109
at LSU (2-2-70)	109
12. at Kentucky (3-4-74)	108
13. FLORIDA [2OT] (2-3-75)	107
at Kentucky (2-17-68)	107
15. VANDERBILT [OT] (12-6-79)	106
16. at Memphis State (1-27-56)	105
17. at Vanderbilt (3-9-72)	104

at Kentucky (1-10-72)	104
at Virginia Tech (12-19-64)	104
at Tennessee (2-8-58)	104
21. at Austin Peay State (1-22-92)	103
KENTUCKY (2-18-67)	103
at LSU (1-14-52)	103
24. OLE MISS [4OT] (1-24-90)	102
at Kentucky (12-4-89)	102
at Missouri (12-7-74)	102
at Kentucky (2-8-71)	102
at Vanderbilt (12-14-68)	102
at Florida State (2-21-55)	102
at Arkansas (12-13-52)	102
31. UMASS (3-13-12)	101
32. at Florida (1-7-87)	100
at Kentucky [OT] (2-12-73)	100
at Vanderbilt (1-13-62)	100

MSU'S BIGGEST WINS

Opponent (Date)	Score	Mar
1. BROWNSVILLE (1-22-1909)	75-0	+75
2. LOYOLA [N.O.] (12-14-96)	98-32	+66
OLE MISS (2-26-14)	84-18	+66
4. at Columbus AC (1-24-09)	61-1	+60
5. HOWARD COL. (12-5-57)	114-57	+57
at Meridian (12-19-24)	65-8	+57
7. UNION (12-5-60)	115-59	+56
8. ALCORN STATE (12-18-90)	120-65	+55
MILLSAPS COL. (1-14-14)	63-8	+55
10. OLE MISS (2-25-14)	68-15	+53
11. ST. BONAVENTURE (12-5-09)	105-53	+52
Arkansas-PB (11-17-98)	105-53	+52
SE-LOUISIANA (12-1-88)	113-61	+52
14. MISSISSIPPI COL. (1-8-51)	103-52	+51
15. TROY STATE (12-5-95)	123-73	+50
MISSISSIPPI CO. (1-15-15)	53-3	+50
MISSISSIPPI CO. (1-14-15)	50-0	+50
18. NE MISSOURI ST. (12-9-76)	107-58	+49
19. UNION (2-1-12)	66-18	+48
UNION (2-16-11)	66-18	+48
21. HOWARD COL. (2-11-20)	56-10	+46

MSU'S BIGGEST WINS

(SINCE 1950)

Opponent (Date)	Score	Mar
1. LOYOLA [N.O.] (12-14-96)	98-32	+66
2. HOWARD COL. (12-5-57)	114-57	+57
3. UNION (12-5-60)	115-59	+56
4. ALCORN STATE (12-18-90)	120-65	+55
5. ST. BONAVENTURE (12-5-09)	105-53	+52
Arkansas-PB (11-17-98)	105-53	+52
SE-LA. (12-1-88)	113-61	+52
8. MISSISSIPPI CO. (1-8-51)	103-52	+51
9. TROY STATE (12-5-95)	123-73	+50
10. NE MISSOURI ST. (12-9-76)	107-58	+49
11. TENNESSEE TECH (1-5-93)	110-65	+45
Prairie View A&M (11-29-91)	97-52	+45
at Southwestern (12-6-58)	91-46	+45
14. LOUISIANA TECH (12-2-63)	105-61	+44
15. SE-LA. (11-25-95)	121-78	+43
LOUISIANA CO. (12-11-61)	113-70	+43
UNION (12-4-58)	121-78	+43
HOWARD COL. (12-2-55)	108-65	+43
19. Jacksonville State (12-22-04)	95-53	+42
ALABAMA A&M (12-2-02)	100-58	+42
ALABAMA A&M (11-30-00)	102-60	+42
OLE MISS (1-14-95)	94-52	+42
23. NORTH ALABAMA (11-19-08)	102-61	+41
24. LOUISIANA TECH (12-2-02)	78-38	+40
ARK-PINE BLUFF (11-23-99)	107-67	+40
N'WESTERN ST. (1-16-95)	98-58	+40
KY. WESLEYAN (11-27-76)	89-49	+40
SE-LA. (1-27-64)	113-73	+40
ARKANSAS (12-15-51)	79-39	+40

MSU TEAM SUPERLATIVES



MSU'S BIGGEST LOSSES

Opponent (Date)	Score	Mar
1. at Arkansas (2-20-93)	58-115	-57
2. at Alabama (1-18-05)	49-98	-49
at Louisville (12-8-54)	64-113	-49
4. at Houston (12-18-81)	49-96	-47
at Vanderbilt (2-14-49)	43-90	-47
6. at Florida (1-7-87)	56-100	-44
at Kentucky (2-11-52)	66-110	-44
8. at LSU (2-8-46)	31-73	-42
9. VANDERBILT (2-27-93)	39-80	-41
at Kentucky (1-6-88)	52-93	-41
11. at Kentucky (3-4-74)	69-108	-39
12. KENTUCKY (3-8-75)	80-118	-38
at Tulane (2-6-56)	72-110	-38
14. VANDERBILT (3-8-69)	83-120	-37
OLE MISS (2-10-45)	24-61	-37
16. at LSU (2-13-35)	31-67	-36
17. at Kentucky (1-5-70)	76-111	-35
at LSU (2-27-53)	47-82	-35
at Ole Miss (2-27-51)	60-95	-35
at Vanderbilt (2-13-50)	50-85	-35
at LSU (1-29-45)	27-62	-35
at Alabama (2-24-36)	19-54	-35

REBOUNDS

Opponent (Date)	Rebs
1. LOUISIANA COLLEGE (12-11-61)	85
2. UNION (12-5-60)	82
3. NORTHEAST LOUISIANA (1-27-62)	76
4. MISSISSIPPI VALLEY ST. (11-21-00)	75
5. Cincinnati (11-30-79)	71
SOUTHWESTERN LA. (12-4-61)	71
7. SOUTHWESTERN (12-7-57)	70
8. TULANE (2-4-63)	70
DELTA STATE (1-3-61)	68
SOUTHEASTERN LA. (12-3-60)	68
11. BIRMINGHAM-SOUTHERN (12-7-77)	67
Louisiana College (12-10-60)	67
13. Northwestern State (11-21-98)	66
NORTHEAST MISSOURI ST. (12-9-76)	66
at Virginia Tech (12-19-64)	66
16. at LSU (2-23-63)	65
GEORGIA TECH (1-14-63)	65

FIELD GOALS MADE

Opponent (Date)	FGM
1. SOUTHEASTERN LA. (1-27-64)	50
2. Louisiana College (12-10-60)	49
MISSISSIPPI COLLEGE (1-8-51)	49
4. CHICAGO STATE (12-4-75)	48
CHRISTIAN BROTHERS (12-19-62)	48
6. TROY STATE (12-5-95)	47
VANDERBILT (12-6-79)	47
SAMFORD (12-5-73)	47
at Delta State (1-29-62)	47
10. FLORIDA (2-3-75)	46
UNION (12-4-58)	46
12. Louisiana-Monroe (12-15-01)	45
NICHOLLS STATE (11-17-01)	45
TROY STATE (11-30-93)	45
OLE MISS (1-27-75)	45
HOWARD COLLEGE (12-5-57)	45
HOWARD COLLEGE (12-3-56)	45
HOWARD COLLEGE (12-2-55)	45

FIELD GOALS ATTEMPTED

Opponent (Date)	FGA
1. HOWARD COLLEGE (12-2-55)	115
2. UNION (12-5-60)	112
3. LOUISIANA COLLEGE (12-11-61)	107
4. SOUTHEASTERN LA. (1-27-64)	105
5. at Virginia Tech (12-19-64)	103
6. SOUTHWESTERN (12-12-55)	101

at Tennessee (2-23-52)	101
8. TENNESSEE (1-5-53)	99
9. DELTA STATE (12-9-61)	98
10. LOUISIANA COLLEGE (12-12-59)	97
11. at Ole Miss (2-17-73)	96
CHRISTIAN BROTHERS (12-19-62)	96
13. at Delta State (1-29-62)	95
14. TULANE (2-4-63)	94
15. at Kentucky (2-12-73)	93
16. GEORGIA (2-20-56)	92

3-POINT FIELD GOALS MADE

Opponent (Date)	FGM
1. TROY (12-10-11)	16
ARKANSAS (2-7-09)	16
ST. BONAVENTURE (12-5-09)	16
4. North Carolina A&T (12-12-10)	15
5. at Kentucky (2-3-09)	14
WESTERN KENTUCKY (1-5-09)	14
SANTA CLARA (12-3-05)	14
AUBURN (3-2-04)	14
ALABAMA (3-4-00)	14
OLD DOMINION (12-19-96)	14
CENTENARY (12-22-09)	14
12. LSU (2-3-07)	13
NICHOLLS STATE (11-21-04)	13
SOUTH CAROLINA (3-3-01)	13
CENTENARY (12-11-99)	13
at Tennessee (1-16-93)	13

3-POINT FIELD GOALS ATT.

Opponent (Date)	FGA
1. KENTUCKY (2-16-10)	35
at Alabama (2-21-09)	35
NICHOLLS STATE (11-21-04)	35
4. AUBURN (2-13-10)	34
at Vanderbilt (2-3-10)	34
at Auburn (2-14-09)	34
AUBURN (2-11-95)	34
8. at Auburn (3-3-10)	33
MISSISSIPPI VALLEY ST. (12-28-09)	33
TROY (12-10-05)	33
11. TENNESSEE (3-6-10)	32
UCLA (3-23-95)	32
13. UMASS (3-13-12)	31
TROY (12-01-11)	31
GEORGIA (1-16-10)	31
at Auburn (3-1-95)	31
17. North Carolina A&T (12-12-10)	30
at Tennessee (2-25-09)	30
AUBURN (2-28-09)	30
FLORIDA STATE (3-20-07)	30
ALABAMA (3-4-07)	30
at Alabama (2-7-07)	30
AUBURN (3-2-04)	30
LSU (1-24-01)	30
Miami, FL (12-28-90)	30
at South Alabama (12-15-07)	30



Jarvis Varnado finished his MSU career with an NCAA record 564 blocked shots.



MSU TEAM SUPERLATIVES

FREE THROWS MADE

Opponent (Date)	FTM
1. LSU (2-11-09).....	41
2. AUBURN (2-19-73).....	40
3. SOUTHEASTERN LA. (12-1-88).....	39
at Arkansas (12-13-52).....	39
5. Old Dominion (1-1-97).....	36
DELTA STATE (1-1-63).....	36
7. Hawaii (1-3-73).....	35
NORTHEAST LOUISIANA (1-27-62).....	35
FLORIDA (2-15-60).....	35
GEORGIA TECH (1-10-59).....	35
at Memphis State (1-27-56).....	35
12. at Missouri (12-7-74).....	34
George Washington (12-28-63).....	34
at Vanderbilt (1-13-62).....	34
at Florida (2-16-57).....	34
16. ARKANSAS STATE (12-8-01).....	33
Louisiana-Lafayette (12-28-00).....	33
OLE MISS (1-11-79).....	33
at Tennessee (2-10-62).....	33
20. ARKANSAS (2-27-02).....	32
OLE MISS (1-27-01).....	32
AUBURN (1-3-93).....	32
SOUTHERN MISSISSIPPI (12-2-76).....	32
at Georgia (1-29-73).....	32
VANDERBILT (1-14-61).....	32
SPRING HILL (12-13-60).....	32

FREE THROWS ATTEMPTED

Opponent (Date)	FTA
1. at Arkansas (12-13-52).....	58
2. SOUTHEASTERN LA. (12-1-88).....	56
3. LSU (2-11-09).....	52
4. Tennessee (3-10-94).....	51
5. OLE MISS (2-12-94).....	50
6. at Memphis State (1-27-56).....	49
7. ARKANSAS-LITTLE ROCK (11-21-01).....	48
AUBURN (2-19-73).....	48
at LSU (1-30-60).....	48
10. NORTHWESTERN STATE (11-29-97).....	47
Old Dominion (1-1-97).....	47
at Vanderbilt (1-13-62).....	47
13. OLE MISS (1-11-79).....	46
SOUTHERN MISSISSIPPI (12-2-76).....	46
at Georgia (2-20-61).....	46
16. ARKANSAS (2-27-02).....	45
OLE MISS (1-14-95).....	45
at LSU (2-22-57).....	45
at Florida (2-16-57).....	45
20. ARKANSAS STATE (12-8-01).....	44
OLE MISS (1-27-01).....	44
AUBURN-MONTGOMERY (11-27-81).....	44
Hawaii (1-3-73).....	44
George Washington (12-28-63).....	44
at LSU (2-3-62).....	44
GEORGIA TECH (1-10-59).....	44
KENTUCKY (2-11-57).....	44
UNION (11-30-56).....	44
at LSU (2-4-56).....	44

ASSISTS

Opponent (Date)	Ast
1. CHICAGO STATE (12-4-75).....	34
2. TROY STATE (11-30-93).....	32
Cincinnati (11-30-79).....	32
NORTHEAST MISSOURI ST. (12-9-76).....	32
5. Louisiana-Monroe (12-15-01).....	31
TROY STATE (12-5-95).....	31
7. TROY (12-10-11).....	30
ALCORN STATE (12-18-90).....	30
LSU (2-15-75).....	30
SAMFORD (12-5-73).....	30
11. FLORIDA TECH (2-8-94).....	28
TENNESSEE TECH (11-26-90).....	28
MISSOURI WESTERN (1-27-76).....	28
LSU (1-19-76).....	28

BLOCKED SHOTS

Opponent (Date)	BS
1. GEORGIA (1-12-08).....	16
2. FAIRLEIG DICKINSON (11-22-08).....	15
CENTENARY (11-15-09).....	15
New Orleans (12-21-06).....	15
KENTUCKY (1-15-08).....	15
6. TEXAS-PAN AMERICAN (11-24-09).....	14
NE MISSOURI ST. (12-9-76).....	14
8. ARKANSAS (1-14-10).....	13
WRIGHT STATE (12-16-09).....	13
at Kentucky (2-3-09).....	13
NORTH ALABAMA (11-19-08).....	13
12. Troy (11-26-10).....	12
ALABAMA (2-24-10).....	12
MISSISSIPPI VALLEY ST. (12-28-09).....	12
LOUISIANA-MONROE (11-17-08).....	12
Loyola Marymount (12-19-07).....	12
Miami [FL] (12-13-07).....	12
ALABAMA (3-4-07).....	12
FLORIDA (2-1-05).....	12
Northwestern State (11-21-98).....	12
BRIGHAM YOUNG (12-2-95).....	12
MISSOURI-KANSAS CITY (2-2-94).....	12

STEALS

Opponent (Date)	Stl
1. SAMFORD (12-29-75).....	27
SOUTHWESTERN LA. (12-6-75).....	27
3. NICHOLLS STATE (11-17-01).....	20
4. SOUTHEASTERN LA. (12-1-88).....	19
SOUTHERN MISSISSIPPI (12-11-84).....	19
5. Prairie View A&M (11-29-91).....	18
TENNESSEE-MARTIN (11-27-91).....	18



MSU TEAM SEASON HIGHS



GAMES PLAYED

GP	Season
1. 36	2009-10
36	2008-09
3. 35	2006-07
35	2001-02
5. 34	2007-08
34	2004-05
34	1995-96
8. 33	2011-12
33	1998-99
10. 31	2010-11
31	2002-03
31	2000-01
13. 30	2005-06
30	2003-04
30	1999-00
30	1997-98
30	1996-97
30	1994-95
30	1989-90
30	1985-86

WINS

W	Season
1. 27	2001-02
26	2003-04
26	1995-96
4. 24	2009-10
24	1961-62
24	1958-59
7. 23	2008-09
23	2007-08
23	2004-05
10. 22	1994-95
22	1962-63
12. 21	2011-12
21	2006-07
21	2002-03
15. 20	1998-99
20	1990-91
20	1957-58

SEC WINS

W	Season
1. 14	2003-04
2. 13	1990-91
13	1977-78
13	1961-62
13	1958-59
13	1942-43
7. 12	2007-08
12	1994-95
12	1962-63
10. 11	1978-79
11	1960-61
12. 10	2001-02
10	1995-96
10	1965-66

LOSSES

L	Season
1. 22	1985-86
21	1986-87
3. 19	1983-84
19	1981-82
19	1980-81
6. 18	1996-97
18	1969-70
8. 17	1974-75
17	1968-69
17	1967-68
17	1963-64
17	1954-55

SEC LOSSES

L	Season
1. 15	1986-87
15	1985-86
15	1980-81
15	1969-70
5. 14	1983-84
14	1981-82
14	1972-73
8. 13	1974-75
13	1967-68
13	1945-46

WINNING PERCENTAGE

Pct	(W-L)	Season
1. .960	(24-1)	1961-62
.960	(24-1)	1958-59
3. .867	(26-4)	2003-04
4. .800	(20-5)	1957-58
5. .786	(22-6)	1962-63
6. .771	(27-8)	2001-02
7. .765	(26-8)	1995-96
8. .760	(19-6)	1960-61
9. .733	(22-8)	1994-95
10. .708	(17-7)	1926-27

SEC WINNING PERCENTAGE

Pct	(W-L)	Season
1. .929	(13-1)	1961-62
.929	(13-1)	1958-59
3. .875	(14-2)	2003-04
4. .857	(12-2)	1962-63
5. .786	(11-3)	1960-61
6. .750	(12-4)	2007-08
.750	(12-4)	1994-95
8. .722	(13-5)	1990-91
.722	(13-5)	1977-78
10. .650	(13-7)	1942-43
11. .643	(9-5)	1957-58
.643	(9-5)	1956-57
.643	(9-5)	1935-36

POINTS SCORED

Pts	Season
1. 2692	2006-07
2. 2677	2008-09
3. 2622	2009-10
4. 2582	2001-02
5. 2489	2007-08
6. 2484	1995-96
7. 2466	2004-05
8. 2377	2011-12
8. 2342	1990-91
9. 2323	2000-01
10. 2318	2003-04
2318	1989-90
12. 2279	1998-99

SCORING AVERAGE

Avg	Season
1. 84.8	1956-57
2. 81.0	1974-75
3. 80.8	1990-91
4. 80.1	1976-77
5. 77.9	1973-74
6. 77.7	1972-73
7. 77.3	1975-76
77.3	2003-04
77.3	1989-90
10. 77.0	1960-61

FIELD GOALS MADE

FGM	Season
1. 951	2006-07
2. 943	2001-02
3. 897	2009-10
4. 892	1978-79
5. 890	2008-09
6. 885	2007-08
7. 881	1995-96
8. 870	2004-05
870	1974-75
10. 859	1990-91

FIELD GOALS ATTEMPTED

FGA	Season
1. 2071	2006-07
2. 2065	2009-10
3. 2058	2008-09
4. 1965	2001-02
1965	1955-56
6. 1958	2004-05
7. 1922	2007-08
8. 1898	1998-99
9. 1890	2000-01
10. 1883	1976-77

FIELD GOAL PERCENTAGE

Pct	Season
1. .513	1978-79
2. .512	1984-85
3. .508	1982-83
4. .500	1981-82
5. .494	1988-89
6. .486	1973-74
7. .483	1977-78
8. .482	1991-92
9. .481	1975-76
10. .480	1990-91
.480	2001-02

3-POINT FIELD GOALS MADE

FGM	Season
1. 329	2009-10
2. 296	2008-09
3. 275	2006-07
4. 246	2010-11
5. 240	1994-95
6. 235	2007-08
7. 233	2011-12
8. 214	1995-96
9. 200	1999-00

3-POINT FIELD GOALS ATT.

FGA	Season
1. 918	2009-10
2. 819	2008-09
3. 775	2006-07
4. 703	2007-08
5. 680	2010-11
6. 653	2011-12
6. 643	1994-95
7. 596	1998-99
8. 593	1999-00

3-POINT FIELD GOAL PCT.

Pct	Season
1. .384	1995-96
2. .375	1992-93
3. .373	1994-95
4. .370	1991-92
5. .365	1987-88



MSU TEAM SEASON HIGHS

FREE THROWS MADE

FTM	Season
1. 603.....	1956-57
2. 601.....	2008-09
3. 534.....	1960-61
4. 532.....	1958-59
5. 527.....	2004-05
6. 521.....	1989-90
7. 518.....	1962-63
8. 515.....	2006-07
508.....	1995-96
10. 504.....	2001-02

FREE THROWS ATTEMPTED

FTA	Season
1. 882.....	1956-57
2. 847.....	2008-09
3. 792.....	2004-05
4. 774.....	2006-07
5. 772.....	2001-02
6. 771.....	1993-94
7. 749.....	1960-61
8. 749.....	2007-08
9. 730.....	1971-72
10. 729.....	1962-63

FREE THROW PERCENTAGE

Pct	Season
1. .769.....	1967-68
2. .760.....	1958-59
3. .757.....	1973-74
4. .750.....	1961-62
5. .734.....	1957-58
6. .730.....	1970-71
7. .724.....	1972-73
8. .723.....	2010-11
.723.....	1983-84
.723.....	1964-65

REBOUNDS

Rebs	Season
1. 1406.....	2009-10
2. 1389.....	2004-05
3. 1385.....	2007-08
1385.....	2008-09
5. 1364.....	2006-07
6. 1359.....	2001-02
7. 1332.....	1998-99
1332.....	1962-63
9. 1325.....	1995-96
10. 1277.....	2000-01

REBOUNDING AVERAGE

Avg	Season
1. 50.5.....	1956-57
2. 49.0.....	1961-62
3. 47.6.....	1962-63
4. 46.8.....	1965-66
5. 46.2.....	1960-61
6. 46.2.....	1955-56
7. 45.9.....	1976-77
8. 43.3.....	1967-68
9. 43.0.....	1957-58
10. 42.7.....	1974-75

OFFENSIVE REBOUNDS

OR	Season
1. 496.....	2000-01
2. 492.....	2004-05
3. 456.....	2001-02
4. 444.....	2003-04
5. 443.....	2006-07
6. 411.....	1998-99
7. 410.....	2007-08
8. 408.....	2008-09
9. 402.....	2005-06
10. 395.....	2009-10

DEFENSIVE REBOUNDS

DR	Season
1. 1011.....	2009-10
2. 977.....	2008-09
3. 975.....	2007-08
4. 921.....	2006-07
5. 903.....	2001-02
6. 897.....	2004-05
7. 849.....	2011-12
8. 845.....	1995-96
9. 820.....	1998-99
10. 813.....	2010-11

ASSISTS

Ast	Season
1. 566.....	2001-02
2. 520.....	1995-96
3. 513.....	1990-91
4. 512.....	2006-07
5. 483.....	1992-93
483.....	1975-76
7. 477.....	1976-77
8. 475.....	2004-05
9. 469.....	1994-95
10. 468.....	1991-92

BLOCKED SHOTS

BS	Season
1. 271.....	2009-10
271.....	2008-09
3. 267.....	2007-08
4. 222.....	2006-07
5. 175.....	1995-96
6. 151.....	1976-77
7. 144.....	1993-94
8. 141.....	1994-95
9. 136.....	2005-06
10. 132.....	2003-04

STEALS

Stl	Season
1. 294.....	2001-02
2. 280.....	2003-04
3. 268.....	2002-03
4. 255.....	1991-92
5. 250.....	2008-09
6. 245.....	2006-07
7. 239.....	1992-93
8. 237.....	1975-76
9. 233.....	1990-91
10. 232.....	2004-05

DUNKS

D	Season
1. 145.....	2007-08
2. 134.....	2011-12
3. 116.....	2002-03
4. 113.....	1995-96
5. 110.....	2006-07
6. 105.....	2008-09
7. 103.....	1993-94
8. 98.....	2003-04
9. 96.....	2005-06
96.....	2001-02

TURNOVERS

TO	Season
1. 583.....	2001-02
583.....	1995-96
3. 541.....	1991-92
4. 536.....	1998-99
536.....	1993-94
6. 525.....	1996-97
7. 520.....	2005-06
8. 518.....	1975-76
518.....	2008-09
10. 509.....	1976-77
509.....	2007-08

PERSONAL FOULS

PF	Season
1. 621.....	2001-02
2. 610.....	1976-77
3. 605.....	2000-01
4. 604.....	2008-09
5. 602.....	1998-99
6. 601.....	2006-07
7. 600.....	1993-94
8. 598.....	1980-81
9. 591.....	1989-90
10. 582.....	1990-91



Barry Stewart and his 2010 teammates combined for 2,622 points, third-most in school history.

MSU STATISTICAL TRENDS



Year (Record)	GP	FG-A	PCT	3FG-A	PCT	FT-A	PCT	REB-AVG	PF	A	I	B	S	Pts-Avg
1956-57 MSU (17-8) OPP	25	759-1774	.428			603-882	.684	1263-50.5	527					2121-84.8
	25	641-1881	.341			643-897	.717	1063-42.5	533					1924-77.0
1957-58 MSU (20-5) OPP	25	674-1628	.414			495-674	.734	1076-43.0	464					1843-73.7
	25	584-1687	.346			402-624	.644	870-34.8	477					1568-62.7
1958-59 MSU (24-1) OPP	25	663-1453	.456			532-700	.760	1012-40.5#	422					1858-74.3
	25	544-1491	.365			393-577	.681	707-28.3	495					1478-59.1
1959-60 MSU (12-13) OPP	25	622-1516	.410			430-620	.694	971-38.8	453					1673-66.9
	25	609-1508	.404			441-611	.722	953-38.1	446					1659-66.4
1960-61 MSU (19-6) OPP	25	696-1574	.442			534-749	.713	1156-46.2	515					1925-77.0*
	25	572-1474	.388			493-685	.720	1063-42.5	492					1636-65.4
1961-62 MSU (24-1) OPP	25	711-1682	.423			498-664	.750	1225-49.0	432					1920-76.8
	25	588-1634	.360			366-526	.696	958-38.3	488					1537-61.5
1962-63 MSU (22-6) OPP	28	793-1772	.448			518-729	.711	1332-47.6	533					2104-75.1
	28	678-1696	.400			519-780	.665	1136-40.6	547					1875-67.0
1963-64 MSU (9-17) OPP	26	720-1725	.417			373-520	.717	1045-40.2	467					1813-69.7
	26	705-1637	.431			447-623	.717	1216-46.8	421					1857-71.4
1964-65 MSU (10-16) OPP	26	733-1714	.428			438-606	.723	1034-39.8	499					1904-73.2
	26	783-1728	.453			460-642	.717	1104-42.5	466					2026-77.9
1965-66 MSU (14-11) OPP	25	739-1687	.438			388-544	.713	1170-46.8	467					1866-74.6
	25	713-1654	.431			402-550	.731	1028-41.1	446					1828-73.1
1966-67 MSU (14-11) OPP	25	667-1496	.446			435-618	.704	1048-41.9	465					1769-70.8
	25	646-1463	.442			430-584	.736	971-38.8	470					1722-68.9
1967-68 MSU (9-17) OPP	26	676-1635	.413			496-645	.769	1127-43.3	493					1848-71.1
	26	769-1776	.433			446-618	.722	1160-44.6	495					1984-76.3
1968-69 MSU (8-17) OPP	25	668-1651	.405			409-569	.719	957-38.3	464					1745-69.8
	25	777-1656	.469			440-605	.727	1213-48.5	445					1994-79.8
1969-70 MSU (6-18) OPP	24	695-1693	.411			379-527	.719	1023-42.6	443	310				1769-73.7
	24	753-1675	.450			417-580	.719	1198-49.9	410	306				1923-80.1
1970-71 MSU (15-10) OPP	25	668-1479	.452			474-649	.730	877-35.1	487	335				1810-72.4
	25	675-1426	.473			450-614	.733	994-39.8	505	278				1800-72.0
1971-72 MSU (13-13) OPP	26	712-1670	.426			480-730	.658	1087-41.8	565	294				1904-73.2
	26	694-1528	.454			559-801	.698	1152-44.3	558	333				1947-74.9
1972-73 MSU (11-15) OPP	26	812-1813	.448			397-548	.724	1030-39.6	545	389				2021-77.7
	26	829-1780	.466			411-539	.763	1118-43.0	575	476				2069-79.6
1973-74 MSU (16-10) OPP	26	825-1698	.486			374-494	.757	1047-40.3	555	411				2024-77.8
	26	796-1710	.465			374-540	.693	1016-39.1	538	372				1932-74.3
1974-75 MSU (9-17) OPP	26	870-1859	.468			366-538	.680	1110-42.7	575	404	501	42	146	2106-81.0
	26	911-1852	.492			417-584	.714	1079-41.5	560	436	433	74	148	2239-86.1
1975-76 MSU (13-13) OPP	26	828-1720	.481			353-531	.665	1050-40.4	524	483	518	121	237	2009-77.3
	26	795-1675	.475			360-520	.692	971-37.3	542	478	516	109	202	1950-75.0
1976-77 MSU (14-13) OPP	27	854-1883	.454			454-657	.691	1240-45.9*	610	477	509	151	204	2162-80.1
	27	782-1776 *	.440			449-658	.682	1097-40.6	622	460	533	72	214	2013-74.6
1977-78 MSU (18-9) OPP	27	768-1590	.483			379-582	.651	1036-38.4	496	417	467	108	222	1915-70.9
	27	728-1575	.462			357-488	.732	892-33.0	570	398	417	102	195	1813-67.1*
1978-79 MSU (19-9) OPP	28	892-1739	.513			359-546	.658	1063-38.0	542	437	423	101	187	2143-76.5
	28	806-1716	.470			348-490	.710	924-33.0	567	432	439	70	162	1960-70.0
1979-80 MSU (13-14) OPP	27	827-1779	.465			355-516	.688	1134-42.0*	547	394	420	109	168	2009-74.4
	27	820-1766	.464			390-554	.704	1004-37.2	500	459	361	70	176	2030-75.2
1980-81 MSU (8-19) OPP	27	726-1532	.474			342-534	.640	1008-37.3	598	350	426	74	124	1794-66.4
	27	731-1496	.489			438-654	.670	876-32.4	540	384	347	39	173	1900-70.4
1981-82 MSU (8-19) OPP	27	539-1077	.500			259-403	.643	581-21.5	484	322	407	51	179	1337-49.5
	27	599-1138	.526			354-499	.709	708-26.2	484	333	361	50	199	1552-57.5
1982-83 MSU (17-12) OPP	29	791-1558	.508			419-589	.711	893-30.8	561	415	431	94	221	2001-69.0
	29	743-1502	.495			372-551	.675	884-30.5	578	393	467	65	169	1858-64.1
1983-84 MSU (9-19) OPP	28	627-1327	.472			332-459	.723	750-26.8	511	370	397	43	186	1586-56.6
	28	662-1331	.497			355-503	.706	768-28.1	* 475	368	388	55	194	1679-60.0
1984-85 MSU (13-15) OPP	28	755-1476	.512			298-444	.671	787-28.1	521	453	376	60	218	1808-64.6
	28	724-1431	.506			344-498	.691	843-30.1*	472	365	391	57	209	1792-64.0



MSU STATISTICAL TRENDS

Season (Record)	G	FG-A	PCT	3FG-A	PCT	FT-A	PCT	REB-AVG	P	A	TO	B	S	Pts-Avg
1985-86 MSU	30	757-1608	.471			304-443	.686	881-29.4	520	441	441	53	187	1818-60.6
(8-22) OPP	30	817-1590	.514			364-506	.719	910-30.3	477	458	401	62	219	1998-66.6
1986-87 MSU	28	652-1553	.420	58-211	.275	250-370	.676	914-32.6	469	360	391	23	142	1612-57.6
(7-21) OPP	28	722-1467	.492	106-233	.455	283-427	*.663	924-33.0	376	313	347	85	176	1834-65.5*
1987-88 MSU	29	694-1587	.437	100-274	.365	320-482	.664	981-33.8	540	329	492	86	195	1808-62.4
(14-15) OPP	29	694-1585	.438	89-283 *	.315	408-578	.606	1009-34.8	491	331	460	71	244	1885-65.0*
1988-89 MSU	28	787-1593	.494	88-270	.326	406-591	.687	967-34.5	566	401	390	71	183	2068-73.9
(13-15) OPP	28	753-1607	.469	119-328	.363	465-649	.717	944-33.7	552	402	363	67	188	2090-74.6
1989-90 MSU	30	825-1756	.470	147-419	.351	521-727	.717	1122-37.4	591	432	440	86	195	2318-77.3
(16-14) OPP	30	809-1794	.451	150-390	.385	475-677	.702	1064-35.5	618	418	420	73	185	2243-74.8
1990-91 MSU	29	859-1789	.480	133-395	.337	491-704	.697	1104-38.1	582	513	461	71	233	2342-80.8
(20-9) OPP	29	808-1801	.449	156-432	.361	401-647	*.620	1081-37.3	605	436	504	89	228	2173-74.9
1991-92 MSU	28	817-1695	.482	114-308	.370	407-648	.628	1091-39.0	549	468	541	77	255	2155-77.0
(15-13) OPP	28	772-1729	.447	133-423	.314	434-649	.669	1003-35.8	555	434	488	81	265	2111-75.4
1992-93 MSU	29	772-1705	.453	134-357	.375	356-530	.672	1031-35.6	576	483	474	104	239	2034-70.1
(13-16) OPP	29	772-1713	.451	130-395	.329	475-707	.672	1072-37.0	520	400	461	105	229	2149-74.1
1993-94 MSU	29	785-1719	.457	141-452	.312	474-771	.615	1196-41.2	600	457	536	144	214	2185-75.4
(18-11) OPP	29	709-1812	*.391	171-528	.324	470-740	.635	1140-39.3	619-25	356	488	106	280	2059-71.0
1994-95 MSU	30	766-1721	.445	240-643	.373	429-618	.694	1184-39.5	544	469	492	141	202	2201-73.4
(22-8) OPP	30	698-1821	.383	168-553	.304	373-568	.657	1097-36.6	560	343	453	103	226	1937-64.6
1995-96 MSU	34	881-1842	.478	214-558	.384	508-714	.712	1325-39.0	553	520	583	175	222	2484-73.1
(26-8) OPP	34	803-2084	*.385	241-741	.325	383-543	.705	1110-32.7*	627	388	465	94	267	2230-65.6
1996-97 MSU	30	698-1653	.422	137-410	.334	441-646	.683	1114-37.1	492	391	525	107	187	1974-65.8
(12-18) OPP	30	757-1867	.406	194-622	.312	345-499	.691	1158-38.6	577	362	465	97	266	2053-68.4
1997-98 MSU	30	806-1774	.454	136-426	.319	383-605	.633	1112-37.1	528	437	421	90	204	2131-71.0
(15-15) OPP	30	731-1763	.415	200-592	.338	391-552	.708	1089-36.3	544	331	446	89	195	2053-68.4
1998-99 MSU	33	838-1898	.442	282-596	.305	421-647	.651	1332-40.4	602	443	536	119	201	2279-69.1
(20-13) OPP	33	786-1970	.399	184-608	*.303	373-558	.669	1122-34.0	584	347	446	123	239	2129-64.5
1999-00 MSU	30	803-1772	.453	200-593	.337	362-541	.669	1113-37.1	521	385	456	105	184	2168-72.3
(14-16) OPP	30	770-1776	.434	196-563	.348	377-540	.698	1019-34.0	510	395	392	120	205	2113-70.4
2000-01 MSU	31	845-1890	.447	176-551	.319	457-693	.659	1277-41.2	605	424	479	91	205	2323-74.9
(18-13) OPP	31	769-1811	.425	226-665	.340	426-620	.687	1031-33.3*	621	385	452	116	200	2190-70.6
2001-02 MSU	35	943-1965	*.480	192-551	.348	504-772	.653	1359-38.8	621	566	583	123	294	2582-73.8
(27-8) OPP	35	854-2072	.412	214-710	.301	412-599	.688	1133-32.4	693	398	550	95	275	2334-66.7
2002-03 MSU	31	806-1718	.469	173-507	.341	366-543	.674	1148-37.0	490	445	479	116	*268	2151-69.4
(21-10) OPP	31	670-1672	*.401	192-587	*.327	320-476	.672	957-30.9	530	304	491	90	235	1852-59.7*
2003-04 MSU	30	822-1766	.465	198-559	.354	476-717	.664	1231-41.0*	489	416	458	132	*280	2318-77.3*
(26-4) OPP	30	727-1769	.411	214-599	.357	329-511	.644	992-33.1	584	350	490	100	217	1997-66.6
2004-05 MSU	34	870-1958	.444	199-590	.337	527-792	.665	1389-40.9*	532	475	503	114	232	2466-72.5
(23-11) OPP	34	819-2001	.409	229-722	.317	378-560	.675	1101-32.4	646	453	460	109	266	2245-66.0
2005-06 MSU	30	748-1682	.445	167-532	.314	380-600	.633	1168-38.9	530	330	520	136	186	2043-68.1
(15-15) OPP	30	731-1785	.410	226-675	.335	370-578	.640	1041-34.7	558	425	420	94	263	2058-68.6
2006-07 MSU	35	951-2071	.459	275-775	.355	515-774	.665	1364-39.0*	601	512	491	*222	245	2692-76.9
(21-14) OPP	35	856-2125	*.403	237-740	.320	449-641	.700	1266-36.2	644	459	502	143	238	2398-68.5
2007-08 MSU	34	885-1922	.460	235-703	.334	484-749	.646	1385-40.7*	568	448	*509	267	199	2489-73.2
(23-11) OPP	34	790-2137	*.370	238-751	.317	410-599	.684	1245-36.6	653	399	422	115	255	2228-65.5*
2008-09 MSU	36	890-2058	.432	296-819	.361	601-847	.710	1385-38.5	604	447	518	*271	250	2677-74.4
(23-13) OPP	36	903-2296	.393	236-701	.337	437-672	.650	1419-39.4	709	388	418	114	246	2479-68.9
2009-10 MSU	36	897-2065	.434	*329-918	.358	499-728	.685	1406-39.1	508	462	457	*271	209	2622-72.8
(24-12) OPP	36	868-2233	.389	231-710	.325	369-554	.666	1335-37.1	633	418	411	110	238	2336-64.9
2010-11 MSU	31	739-1701	.434	246-680	.362	441-610	.723	1119-36.1	471	393	413	129	163	2165-69.8
(17-14) OPP	31	799-1917	.417	232-689	.337	347-523	.663	1141-36.8	544	359	339	91	207	2177-70.2
2011-12 MSU	33	854-1880	.454	233-653	.357	436-614	.710	1208-36.6	457	441	396	116	198	2377-72.0
(21-12) OPP	33	855-1976	.433	211-604	.349	315-466	.676	1119-33.9	555	363	354	92	212	2236-67.8

*- Southeastern Conference leader; #- NC

HUMPHREY COLISEUM RECORDS



INDIVIDUAL RECORDS

Most Points Scored:

- MSU:** 40, Rickey Brown vs. Auburn (3-7-77)
- Opp.:** 42, John Stroud vs. Ole Miss (1-11-79)

Most Field Goals Made:

- MSU:** 18 (22 att.), Rickey Brown vs. Auburn (3-7-77)
- Opp.:** 16 (28 att.), John Stroud (Ole Miss, 1-11-79)

Most Field Goals Attempted:

- MSU:** 31 (made 13), Rickey Brown vs. Georgia (2-19-77)
- Opp.:** 28 (made 12), Joe Harvell (Ole Miss, 1-11-92); 28 (made 16), John Stroud (Ole Miss, 1-11-79)

Highest Field Goal Percentage (Min. 10 att.):

- MSU:** .909 (10-of-11), Trey Moore vs. Loyola [New Orleans] (12-14-96); Ervin Dillon vs. Delta St. (12-1-84)
- Opp.:** .917 (11-12), Jack Givens (Kentucky, 1-31-77)

Most 3-Point Field Goals Made:

- MSU:** 8 (15 att.), Winsome Frazier vs. UMKC (11-23-04); 8 (11 att.), Marckell Patterson vs. Florida (1-10-01); 8 (17 att.), Darryl Wilson vs. Alabama (3-4-95)
- Opp.:** 9 (13 att.), Isaiah Swann (Florida St., 3-20-07); 9 (18 att.), Brad Boyd (Louisiana-Lafayette, 11-23-02)

Most 3-Point Field Goals Attempted:

- MSU:** 17 (made 8), Darryl Wilson vs. Alabama (3-4-95)
- Opp.:** 19 (made 7), Edward Garriet (McNeese State, 12-1-03)

Highest 3-Point Field Goal Pct. (Min. 4 att.):

- MSU:** 1.000 (4-of-4), Ontario Harper vs. LSU (1-26-02); Marckell Patterson vs. Montana State (12-9-00)
- Opp.:** 1.000 (4-of-4), Brian Beshara (LSU, 1-24-01); Chris Walker (Arkansas, 2-12-00); Franklin Williams (Auburn, 2-26-97); Jamie Ross (Eastern Kentucky, 12-11-90); Aundrae Davis (Auburn, 1-10-87)

Most Free Throws Made:

- MSU:** 14 (18 att.), Lawrence Roberts vs. Ole Miss (2-7-04); 14 (17 att.), Chuck Evans vs. Kentucky (2-19-92)
- Opp.:** 18, Kenny Higgs (LSU, 1-2-78)

Most Free Throws Attempted:

- MSU:** 19 (made 13), Carl Nicholls vs. Southeastern Louisiana (12-1-88)
- Opp.:** 23 (made 17), Calvin Natt (NE La, 12-5-77)

Highest Free Throw Percentage (Min. 10 att.):

- MSU:** 1.000 (11-of-11), Lawrence Roberts vs. Florida A&M (12-20-04); 1.000 (10-of-10), Barry Stewart vs. Auburn (1-20-07); Tyrone Washington vs. Texas Southern (12-17-96); Tony Watts vs. Jacksonville (12-14-91)
- Opp.:** 1.000 (12-of-12), Phil Cox (Vanderbilt, 1-2-82); 1.000 (11-of-11), Phillip Williams (Winthrop, 11-18-06)

Most Rebounds:

- MSU:** 24, Wiley Peck vs. Alabama (1-27-79)
- Opp.:** 25, Calvin Natt (NE La., 12-5-77)

Most Assists:

- MSU:** 15, Al Perry vs. Vanderbilt (1-29-77)
- Opp.:** 17, Kenny Higgs (LSU, 1-19-76)

Most Blocked Shots:

- MSU:** 10, Jarvis Varnado vs. Arkansas (1-14-10); SE-LA (12-8-07); vs. Georgia (1-12-08); vs. Kentucky (1-15-08)
- Opp.:** 7, Nick Davis (Arkansas, 1-31-98)

Most Steals:

- MSU:** 8, Gary Hooker vs. Samford (12-29-75) & vs. Southwestern Louisiana (12-6-75)
- Opp.:** 6, Alex Abreu (Akron, 11-9-11); Tyronn Mitchell (Northwestern St., 11-26-05); Desmond Cambridge (Alabama A&M, 11-28-01); T. J. Pugh (LSU, 3-2-91); Darryl Joe (LSU, 1-25-87); Eric Laird (Ole Miss, 1-19-85); Trumaine Johnson (San Diego, 12-30-08).

• Most Turnovers:

- MSU:** 10, Charles Rhodes vs. Nicholls (11-11-06); Al Perry vs. SW Louisiana (12-6-75)
- Opp.:** 10, John Best (Tennessee Tech, 1-5-93)

TEAM RECORDS

• Most Points Scored:

- MSU:** 123 vs. Troy State (12-5-95)
- Opp.:** 106 by Vanderbilt (OT, 12-6-79)

• Fewest Points Scored:

- MSU:** 20 vs. Georgia (1-13-82)
- Opp.:** 26 by Georgia (1-13-82)

• Most Points Scored (Both Teams):

- 216, MSU (110) vs. Vandy (106) in OT (12-6-79)

• Fewest Points Scored (Both Teams):

- 46, Georgia (26) vs. MSU (20), 1-13-82

• Largest Margin of Victory for MSU:

- 66 pts, MSU (98) vs. Loyola [NO] (32), 12-14-96

• Largest Margin of Defeat for MSU:

- 41 pts, Vanderbilt (80) vs. MSU (39), 2-27-93

• Most Field Goals Made:

- MSU:** 48 (84 att.) vs. Chicago State (12-4-75)
- Opp.:** 43 (86 att.) by Vanderbilt (OT, 12-6-79)

• Most Field Goals Attempted:

- MSU:** 87 vs. Texas (12-11-76); vs. Kentucky Wesleyan (11-27-76)
- Opp.:** 93 (made 30) by Troy State (11-30-93)

• Highest Field Goal Percentage:

- MSU:** .707 (29-of-41) vs. B'Ham-Southern (12-1-81)
- Opp.:** .692 (27-of-39) by Kentucky (2-25-81)

• Most 3-Point Field Goals Made:

- MSU:** 16 (29 att.) vs. Arkansas (2-7-09); St. Bonaventure (12-5-09); Troy (12-10-11)
- Opp.:** 17 (45 att.) by Troy (12-10-05)

• Most 3-Point Field Goals Attempted:

- MSU:** 35 (made 10) vs. Kentucky (2-16-10)
- 35 (made 13) vs. Nicholls (11-21-04)
- Opp.:** 45 (made 17) by Troy (12-10-05)

• Highest 3-Point Field Goal Pct. (Min. 10 att.):

- MSU:** .800 (8-of-10) vs. UT-Martin (11-27-91)
- Opp.:** .727 (8-of-11) by Auburn (2-19-94)

• Most Free Throws Made:

- MSU:** 41 (52 att.) vs. LSU (2-11-09)
- Opp.:** 29 (36 att.) by LSU (2-20-84)

• Most Free Throws Attempted:

- MSU:** 56 (made 39) vs. SE-LA (12-1-88)
- Opp.:** 41 by Kentucky (2-19-92)

• Highest Free Throw Percentage (Min. 14 att.):

- MSU:** 1.000 (14-of-14) vs. Alabama (2-2-85)
- Opp.:** 1.000 (19-of-19) by Kentucky (1-10-83)

• Most Rebounds:

- MSU:** 75 vs. Mississippi Valley St. (11-21-00)
- Opp.:** 56 by UMass (3-13-12)

• Most Assists:

- MSU:** 34 vs. Chicago State (12-4-75)
- Opp.:** 33 by Kentucky (1-23-80)

• Most Blocked Shots:

- MSU:** 16 vs. Georgia (1-12-08)
- Opp.:** 10 by Kentucky (1-15-02); MVSU (11-21-00)

• Most Steals:

- MSU:** 27 vs. Samford (12-29-75); vs. Southwestern Louisiana (12-6-75)
- Opp.:** 23 by Alabama (1-15-77); by LSU (1-19-76)

• Most Turnovers:

- MSU:** 31 vs. Auburn (2-19-79)
- Opp.:** 37 by Southern Mississippi (12-2-76)



HUMPHREY COLISEUM RECORDS

Most Overtimes:

4, MSU (104) vs. Ole Miss (102), 1-24-90

Most Consecutive Wins:

14, 1-22-03 to 1-10-04

Most Consecutive SEC Wins:

9, 1-23-78 to 1-15-79

Most Consecutive Losses:

6, 12-10-85 to 1-15-86

Most Consecutive SEC Losses:

7, 2-11-81 to 1-20-82

BIGGEST MSU WINS

+66	(98-32)	vs Loyola [N.O.] (12-14-96)
+55	(120-65)	vs Alcorn State (12-18-90)
+52	(105-53)	vs St. Bonaventure (12-5-09)
+52	(113-61)	vs Southeastern La. (12-1-88)
+50	(123-73)	vs Troy State (12-5-95)
+49	(107-58)	vs NE Missouri State (12-9-76)
+45	(110-65)	vs Tennessee Tech (1-5-93)
+43	(121-78)	vs Southeastern La. (11-25-95)
+42	(100-58)	vs Alabama A&M (12-2-02)
+42	(102-60)	vs Alabama A&M (11-30-00)
+42	(94-52)	vs Ole Miss (1-14-95)
+41	(102-61)	vs North Alabama (11-19-08)
+40	(78-38)	vs Louisiana Tech (12-7-02)
+40	(107-67)	vs Ark.-Pine Bluff (11-23-99)
+40	(98-58)	vs Northwestern St. (1-16-95)
+40	(89-49)	vs Ky. Wesleyan (11-27-76)
+39	(106-67)	vs Southeastern La. (11-28-94)
+38	(106-68)	vs Troy (12-10-11)
+38	(84-46)	vs South Alabama (12-9-06)
+38	(97-59)	vs Centenary (11-29-89)
+38	(112-74)	vs Northwestern St. (12-4-82)
+37	(90-53)	vs Auburn (1-5-05)
+37	(92-55)	vs Florida A&M (11-19-01)
+37	(97-60)	vs Southeastern La. (12-12-98)
+37	(85-48)	vs LSU (2-11-98)

BIGGEST MSU LOSSES

-41	(39-80)	vs Vanderbilt (2-27-93)
-28	(56-84)	vs Florida (2-7-87)
-24	(63-87)	vs Tennessee (2-17-98)
-24	(59-83)	vs Kentucky (2-6-88)
-23	(65-88)	vs Tennessee (1-25-06)
-22	(67-89)	vs Kentucky (1-23-80)
-21	(55-76)	vs Alabama (2-4-87)
-19	(57-76)	vs Vanderbilt (1-28-87)
-19	(58-77)	vs Kentucky (2-6-84)
-18	(57-75)	vs Alabama (1-18-11)
-18	(58-76)	vs Auburn (2-28-09)
-18	(68-86)	vs Georgia (2-6-02)
-18	(56-74)	vs Kentucky (1-9-96)
-18	(55-73)	vs Auburn (12-22-83)
-18	(53-71)	vs Alabama (1-6-82)
-16	(59-75)	vs Tennessee (3-6-10)
-16	(70-86)	vs Kentucky (1-22-94)
-16	(61-77)	vs Auburn (2-17-88)
-16	(56-72)	vs Auburn (1-11-86)

TOP MSU SCORING GAMES

123	vs Troy State (12-5-95)
121	vs Southeastern Louisiana (11-25-95)
120	vs Alcorn State (12-18-90)
118	vs Troy State (11-30-93)
113	vs Southeastern Louisiana (12-1-88)
113	vs Chicago State (12-4-75)
112	vs Centenary (11-29-89)
110	vs Tennessee Tech (1-5-93)
110	vs Vanderbilt-OT (12-6-79)
109	vs Tennessee Tech (11-26-90)
107	vs Arkansas-Pine Bluff (11-23-99)
107	vs Northeast Missouri State (12-9-76)

TOP OPP. SCORING GAMES

106	by Vanderbilt-OT (12-6-79)
102	by Ole Miss-4OT (1-24-90)
101	by UMass-2OT (3-13-12)
94	by LSU-2OT (2-11-09)
92	by Ole Miss-2OT (1-11-79)
92	by Kentucky (1-31-77)
91	by Auburn (3-2-04)
91	by Tennessee (1-16-02)
89	by Kentucky (2-19-92)
89	by Kentucky (1-23-80)
89	by Northeast Louisiana (12-5-77)
89	by Texas-OT (12-11-76)
88	by Rider (11-13-09)
88	by Tennessee (1-25-06)
88	by Tennessee (2-6-00)

TOP COMBINED SCORING GMS

216	MSU [110-OT] vs Vanderbilt [106] (12-6-79)
206	MSU [104-4OT] vs Miss. [102] (1-24-90)
201	MSU [118] vs Troy State [83] (11-30-93)
199	MSU [121] vs SE Louisiana [78] (11-25-95)
197	MSU [96-2OT] vs. UMass [73] (3-13-12)
196	MSU [105] vs Auburn [91] (3-2-04)
196	MSU [123] vs Troy State [73] (12-5-95)
194	MSU [113] vs Chicago State [81] (12-4-75)
193	MSU [101-2OT] vs Ole Miss [92] (1-11-79)
191	MSU [94-2OT] vs LSU [97] (2-11-09)
186	MSU [112] vs Centenary [74] (11-29-89)
185	MSU [120] vs Alcorn State [65] (12-18-90)
185	MSU [109] vs Tenn. Tech [76] (11-26-90)

LARGEST CROWDS**At "The Hump"**

No.	Crowd	Opponent	Date
1.	10,788	Kentucky-OT	(2-16-10)
2.	10,735	Ole Miss	(2-7-04)
3.	10,645	Ole Miss	(2-23-02)
4.	10,541	Florida	(1-7-03)
5.	10,458	Auburn	(3-2-04)
6.	10,437	Alabama	(2-21-04)
7.	10,432	Alabama	(3-5-05)
8.	10,432	Kentucky	(1-13-04)
9.	10,429	Ole Miss	(2-15-03)
10.	10,421	Ole Miss	(1-26-08)
11.	10,412	Ole Miss	(1-31-09)
12.	10,364	Ole Miss	(2-9-12)
13.	10,338	Florida	(1-24-07)
14.	10,315	Kentucky	(1-9-96)
15.	10,303	LSU	(3-2-91)
16.	10,299	Alabama	(1-14-09)

17.	10,242	Ole Miss	(2-26-05)
18.	10,232	Tennessee	(1-28-04)
19.	10,226	Ole Miss	(2-20-99)
20.	10,213	Kentucky	(2-21-12)
21.	10,194	Alabama	(1-27-79)
22.	10,188	Ole Miss	(1-11-79)
23.	10,178	Ole Miss	(1-22-83)
24.	10,153	Louisiana Tech	(11-10-07)
25.	10,150	Tennessee	(2-2-08)
26.	10,107	Ole Miss	(1-19-85)
27.	10,105	Vanderbilt	(1-12-91)
28.	10,096	Arkansas	(2-16-08)
29.	10,054	LSU	(2-25-04)
30.	10,053	Ole Miss	(1-10-07)
31.	10,046	LSU	(1-25-03)
32.	10,021	Tennessee	(3-6-10)
33.	10,012	Tennessee	(2-2-08)
34.	10,006	Ole Miss-OT	(1-6-91)

HUMPHREY COLISEUM OPPONENTS



MSU VS. ALL OPPONENTS

Team	Record	Pct
Akron	0-1	.000
Alabama	22-15	.595
Alabama A&M	4-0	1.000
Alabama State	3-0	1.000
UAB	1-2	.333
Alcorn State	1-1	.500
Appalachian State	1-0	1.000
Arkansas	17-4	.810
Arkansas State	2-0	1.000
Arkansas-Little Rock	2-1	.667
Arkansas-Pine Bluff	1-0	1.000
Auburn	25-12	.676
Auburn-Montgomery	2-0	1.000
Austin Peay State	1-0	1.000
Ball State	1-0	1.000
Baylor	1-0	1.000
Belmont	1-0	1.000
Bethune-Cookman	1-0	1.000
Birmingham-Southern	4-0	1.000
Biscayne	1-0	1.000
Bradley	1-0	1.000
Brigham Young	1-0	1.000
Centenary	5-0	1.000
Charlotte	1-1	.500
Chattanooga	2-2	.500
Chicago State	1-0	1.000
Christian Brothers	3-0	1.000
Clemson	0-1	.000
Delta State	2-1	.667
Detroit	1-0	1.000
Drake	1-0	1.000
East Carolina	1-0	1.000
East Tennessee State	1-1	.500
Eastern Kentucky	2-0	1.000
Fairleigh Dickinson	1-0	1.000
Florida	14-12	.538
Florida Atlantic	1-1	.500
Florida A&M	2-0	1.000
Florida International	1-0	1.000
Florida State	1-0	1.000
Florida Tech	1-0	1.000
George Mason	1-0	1.000
Georgia	18-9	.667
Houston	1-1	.500
Illinois Wesleyan	1-0	1.000
Indiana State	1-0	1.000
Jackson State	3-0	1.000
Jacksonville	2-0	1.000
Jacksonville State	1-0	1.000
James Madison	0-1	.000
Kansas State	0-1	.000
Kentucky	9-18	.333
Kentucky Wesleyan	1-0	1.000
LSU	23-14	.622
Louisiana Tech	3-0	1.000
Louisiana-Lafayette	1-1	.500
Louisiana-Monroe	5-1	.833
Loyola [New Orleans]	1-0	1.000
Loyola Marymount	1-0	1.000
Mansfield State	1-0	1.000
Massachusetts	0-1	.000

McNeese State	4-0	1.000
Memphis	1-1	.500
Mercer	1-0	1.000
Miami [FL]	0-1	.000
Middle Tennessee State	1-0	1.000
Mississippi College	2-0	1.000
Mississippi Valley State	3-0	1.000
Missouri	1-0	1.000
Missouri-Kansas City	2-0	1.000
Missouri Western	1-0	1.000
Montana State	1-0	1.000
Morehead State	1-0	1.000
Murray State	1-0	1.000
New Orleans	3-0	1.000
Nicholls State	5-0	1.000
North Alabama	3-0	1.000
North Carolina	0-1	.000
North Carolina A&T	1-0	1.000
North Texas	1-0	1.000
UNC Wilmington	1-0	1.000
Northeast Missouri State	2-0	1.000
Northwestern State	4-1	.800
Oklahoma	1-0	1.000
Old Dominion	1-0	1.000
Ole Miss	30-7	.811
Rice	1-0	1.000
Richmond	0-1	.000
Rider	0-1	.000
St. Bonaventure	1-0	1.000
Sam Houston State	1-0	1.000
Samford	2-0	1.000
San Diego	0-1	.000
Santa Clara	1-0	1.000
South Alabama	7-0	1.000
South Carolina	8-2	.800
South Carolina State	1-0	1.000
Southeast Missouri State	1-0	1.000
Southeastern Louisiana	9-1	.900
Southern Mississippi	6-0	1.000
Tennessee	14-13	.519
Tennessee State	1-0	1.000
Tennessee Tech	3-0	1.000
Tennessee-Martin	6-1	.857
Texas	1-0	1.000
Texas A&M-Corpus Christi	1-0	1.000
Texas Christian	1-0	1.000
Texas-Pan American	2-0	1.000
Texas Southern	1-0	1.000
Troy	8-0	1.000
Tulane	1-0	1.000
Tulsa	0-1	.000
Utah State	1-0	1.000
Vanderbilt	18-8	.692
Virginia Tech	1-0	1.000
West Virginia	1-0	1.000
Western Kentucky	2-0	1.000
Western New Mexico	1-0	1.000
Wichita State	0-1	.000
Winthrop	0-1	.000
Xavier	1-0	1.000
Wright State	1-0	1.000
vs. 122 Opponents	381-144	.726






HUMPHREY COLISEUM ATTENDANCE

YEAR-BY-YEAR COLISEUM ATTENDANCE

Season	Overall	Average	SEC Gms	Average	Record (SEC)
1975-76	70,081	5,006	52,636	5,848	10-4 (5-4)
1976-77	76,232	5,082	53,268	5,919	11-4 (5-4)
1977-78	72,025	5,540	59,836	6,648	11-2 (8-1)
1978-79	99,906	7,136	72,073	8,008	11-3 (7-2)
1979-80	67,209	6,721	62,014	6,890	6-4 (5-4)
1980-81	48,214	4,018	39,426	4,381	6-6 (3-6)
1981-82	56,414	4,030	40,466	4,496	7-7 (3-6)
1982-83	68,416	5,263	57,169	6,352	11-2 (7-2)
1983-84	61,508	4,393	44,623	4,958	6-8 (3-6)
1984-85	89,370	6,384	64,639	7,182	11-3 (7-2)
1985-86	43,927	3,379	32,834	3,648	4-9 (3-6)
1986-87	40,715	2,908	31,284	3,476	7-7 (3-6)
1987-88	54,074	4,160	44,760	4,973	9-4 (5-4)
1988-89	74,344	5,719	60,406	6,712	9-4 (5-4)
1989-90	74,623	5,740	57,832	6,426	9-4 (5-4)
1990-91	102,072	7,852	81,047	9,005	12-1 (8-1)
1991-92	72,142	5,549	52,971	6,621	8-5 (4-4)
1992-93	61,172	4,706	45,257	5,657	10-3 (5-3)
1993-94	88,687	6,335	64,608	8,076	10-4 (5-3)
1994-95	80,681	6,723	64,804	8,101	11-1 (7-1)
1995-96	97,996	7,538	60,938	7,617	10-3 (6-2)
1996-97	74,275	5,305	50,327	6,291	10-4 (5-3)
1997-98	77,954	5,996	54,569	6,821	7-6 (2-6)
1998-99	70,257	5,018	53,647	6,706	12-2 (6-2)
1999-00	61,764	4,412	47,980	5,998	10-4 (4-4)
2000-01	77,654	4,568	49,030	6,129	13-4 (6-2)
2001-02	79,642	5,689	63,238	7,905	13-1 (7-1)
2002-03	98,312	7,022	73,321	9,165	12-2 (7-1)
2003-04	111,940	7,996	81,672	10,209	12-2 (6-2)
2004-05	103,031	7,925	74,109	9,264	11-2 (6-2)
2005-06	90,875	5,680	54,884	6,861	11-5 (5-3)
2006-07	123,736	6,512	68,853	8,607	16-3 (6-2)
2007-08	106,672	7,111	67,200	8,400	12-3 (7-1)
2008-09	157,111	8,728	74,027	9,253	13-5 (5-3)
2009-10	116,919	6,878	70,809	8,851	13-4 (6-2)
2010-11	97,069	5,710	63,403	7,925	12-5 (5-3)
2011-12	152,363	8,019	73,157	9,145	15-4 (6-2)
36 Seasons	3,099,382	5,904	2,163,117	6,933	381-144/198-114





Jeff Malone
1980-83
G • 6-4 • 205
Macon, GA

One of the more electrifying players ever to don the Maroon & White, Jeff Malone left Mississippi State as the school's all-time leading scorer with 2,142 points, a stat that ranks eighth all-time in SEC history.

And that was before the inception of the 3-point line in college basketball.

But his scoring ability wasn't limited to just MSU. It was a trend he continued in the NBA, where the two-time All-Star totaled 17,231 points in a 13-year career.

He finished his NBA days ranking in the Top 10 of two team's all-time scoring list — 2nd in the history of the Washington Bullets and 9th in the history of the Utah Jazz.

"To me, Jeff was probably as good as a pure shooter as Mississippi State has ever had. If the 3-point line existed when he played, there's no telling how many points he would have averaged. He made a lot of shots from 22 feet out. That's where he made his money. He was a great college player."

Jim Ellis, MSU Radio Commentator


2,142 POINTS

- Voted into MSU Sports Hall of Fame In 2011.
- Inducted into Mississippi State Sports Hall of Fame in 2012.
- MSU's all-time scoring leader with 2,142 career points.
- Three-time All-SEC guard (1981-83) as a four-year starter.
- Nation's No. 2 scorer (26.8 ppg) as a senior and paced MSU in scoring as a sophomore (20.1 ppg) and junior (18.6).
- Chosen UPI's 1982-83 SEC Player of the Year in addition to being named first-team All-American by The Sporting News.
- Ranks third on school's career scoring average chart (19.5 ppg) behind Bailey Howell and Jim Ashmore.
- MSU's all-time leader in field goals made (906) and field goals attempted (1,768) and in minutes played (3,851).
- Led MSU in free throw percentage during all four seasons, ranking sixth (80.9%) on the school's all-time accuracy list.
- Served as team captain during junior and senior seasons.
- Selected as the 10th pick overall by the Washington Bullets in the 1983 NBA Draft.
- Enjoyed a successful 13-year NBA career, seeing action with the Bullets (1984-90), Utah Jazz (1991-93), Philadelphia 76ers (1994-95), and Miami Heat (1996).
- Two-time NBA All-Star (1986 & '87).
- Has served as a head coach in the NBDL.



JEFF MALONE'S MISSISSIPPI STATE CAREER

Season	G	FG-A	Pct	FT-A	PCT	REB	PTS
1979-80	27	139-303	.459	42-51	.824	90-3.3	320-11.9
1980-81	27	219-447	.490	105-128	.820	113-4.2	543-20.1
1981-82	27	225-410	.549	52-70	.743	111-4.1	502-18.6
1982-83	29	323-608	.531	131-159	.824	106-3.7	777-26.8
Totals	110	906-1768	.512	330-408	.809	420-3.8	2142-19.5



Bailey Howell
1957-59
C • 6-7 • 205
Middleton, TN

Bailey Howell is not only one of the greatest players to ever play at Mississippi State, he's one of the best players the Southeastern Conference has ever produced.

The Tennessee native, who now calls Starkville home, dominated the league on both ends of the court from 1957-59, scoring 2,030 points and grabbing what still remains a school record 1,277 rebounds.

After MSU, he went on to be a six-time NBA All-Star in his 12 years and was a member of two World Championships with the Boston Celtics.

The pinnacle of his career, however, came in 1997 when he was elected into the National Basketball Hall of Fame.

"Bailey was as superb of a player as I've ever seen at Mississippi State. He was really the glue that held his team together. Everything offensively centered around him. Defensively too, because his rebounding was so invaluable. But what's really impressive is that for the last half century, he's doing everything he can to help promote Mississippi State."

Jack Cristil, Former "Voice of the Dawgs"

2,030 POINTS

- MSU's second all-time scoring leader with 2,030 career points who owns the school-record 27.1 scoring average.
- Elected into the National Basketball Hall of Fame in 1997.
- MSU's first consensus first-team All-American (1958-59).
- Earned consensus second-team All-America honors during junior season (1957-58).
- Selected first-team All-SEC each of his three varsity seasons (1957-59), ranking among the nation's Top 10 statistical leaders in both scoring and rebounding during all three years.
- Ranked fourth nationally in scoring during junior (27.8 ppg) and senior (27.5) years, while standing second amongst the NCAA rebounding leaders as a senior.
- Led NCAA in field goal percentage (56.8%) as a sophomore.
- Holds all MSU rebounding standards in career rebounds (1,277) and highest career rebounding average (17.0 rpg).
- Owns Bulldogs' single-game scoring (47) and rebounding (34) marks.
- Served as team co-captain as a junior and tri-captain as a senior.
- Member of the MSU and Mississippi Sports Halls of Fame.
- Second pick overall in the 1959 NBA Draft by the Detroit Pistons.
- Veteran of 12 NBA seasons who was six-time NBA All-Star and member of two NBA World Championship teams with the Celtics.



In January of 2009, MSU retired Bailey Howell's No. 52 jersey.

BAILEY HOWELL'S MISSISSIPPI STATE CAREER

Season	G	FG-A	PCT	FT-A	PCT	REB	Points
1956-57	25	217-382	.568	213-285	.747	492-19.7	647-25.9
1957-58	25	226-439	.515	243-315	.771	406-16.2	695-27.8
1958-59	25	231-464	.498	226-292	.774	379-15.2	688-27.5
Totals	75	674-1285	.525	682-892	.765	1277-17.0	2030-27.1



Jim Ashmore • 1,918 Points • 1954-57 • G • Forest, MS

Season	GP	FG-A	PCT	3FG-A	PCT	FT-A	PCT	RBS	PTS
1953-54	21	57-158	.361	-	-	47-67	.701	57-2.7	161-7.7
1954-55	23	193-465	.415	-	-	127-165	.770	102-4.4	513-22.3
1955-56	24	186-455	.409	-	-	164-214	.766	129-5.4	536-22.3
1956-57	25	270-616	.438	-	-	168-237	.709	82-3.3	708-28.3
Totals	93	706-1694	.417	-	-	506-683	.741	370-4.0	1918-20.6

Rickey Brown • 1,838 Points • 1977-80 • F/C • Canton, MS

Season	GP	FG-A	PCT	3FG-A	PCT	FT-A	PCT	RBS	PTS
1976-77	27	225-443	.508	-	-	70-9	.722	292-10.8	520-19.3
1977-78	26	140-340	.461	-	-	69-100	.690	179-6.9	349-13.4
1978-79	27	78-370	.481	-	-	60-88	.682	232-8.6	416-15.4
1979-80	27	231-471	.490	-	-	91-136	.669	389-14.4	553-20.5
Totals	107	774-1624	.477	-	-	290-421	.689	1092-10.2	1838-17.2

Ray White • 1,652 Points • 1976-79 • G • Gulfport, MS

Season	GP	FG-A	PCT	3FG-A	PCT	FT-A	PCT	RBS	PTS
1975-76	26	206-407	.506	-	-	63-97	.649	142-5.5	475-18.3
1976-77	25	168-378	.444	-	-	70-103	.680	136-5.4	406-16.2
1977-78	26	151-318	.475	-	-	76-106	.717	120-4.6	378-14.5
1978-79	23	159-311	.511	-	-	75-100	.750	145-6.3	393-17.1
Totals	100	684-1414	.484	-	-	284-406	.700	543-5.4	1652-16.5

Dee Bost • 1,640 Points • 2009-12 • G • Concord, NC

Season	GP	FG-A	PCT	3FG-A	PCT	FT-A	PCT	RBS	PTS
2008-09	36	108-307	.352	54-161	.335	122-170	.718	129-3.6	392-10.9
2009-10	36	147-367	.401	70-199	.352	104-144	.722	158-4.4	468-13.0
2010-11	17	84-216	.389	38-113	.336	54-77	.701	60-3.5	290-15.3
2011-12	33	159-406	.392	75-217	.346	127-166	.765	110-3.3	520-15.8
Totals	122	498-1296	.384	237-690	.343	407-557	.731	457-3.7	1640-13.4

Darryl Wilson • 1,619 Points • 1994-96 • G • Kennedy, AL

Season	GP	FG-A	PCT	3FG-A	PCT	FT-A	PCT	RBS	PTS
1993-94	29	133-314	.424	67-181	.370	138-171	.807	98-3.4	471-16.2
1994-95	30	150-357	.420	94-277	.339	141-169	.834	140-4.7	535-17.8
1995-96	34	178-399	.446	97-237	.409	160-201	.796	142-4.2	613-18.0
Totals	93	461-1070	.431	258-695	.371	439-541	.812	380-4.1	1619-17.4

Barry Stewart • 1,602 Points • 2007-10 • G • Shelbyville, TN

Season	GP	FG-A	PCT	3FG-A	PCT	FT-A	PCT	RBS	PTS
2006-07	35	96-240	.400	68-174	.391	82-107	.766	111-3.2	342-9.8
2007-08	34	129-337	.383	62-186	.333	71-102	.696	157-4.6	391-11.5
2008-09	36	126-343	.446	72-197	.409	121-156	.776	135-3.8	445-12.4
2009-10	36	138-369	.374	78-222	.351	70-98	.714	129-3.6	424-11.8
Totals	141	489-1289	.379	280-779	.359	344-463	.743	532-3.8	1602-11.4

Jamont Gordon • 1,558 Points • 2006-08 • G • Nashville, TN

Season	GP	FG-A	PCT	3FG-A	PCT	FT-A	PCT	RBS	PTS
2005-06	30	139-341	.408	27-104	.260	108-167	.647	203-6.8	413-13.8
2006-07	35	181-432	.419	42-121	.347	157-222	.707	250-7.1	561-16.0
2007-08	34	193-465	.415	60-188	.319	138-199	.693	224-6.6	584-17.2
Totals	99	513-1238	.414	129-143	.312	403-588	.685	677-6.8	1558-15.7

Jerry Jenkins • 1,503 Points • 1973-75 • G/F • Gulfport, MS

Season	GP	FG-A	PCT	3FG-A	PCT	FT-A	PCT	RBS	PTS
1972-73	26	177-418	.423	-	-	103-133	.774	185-7.1	457-17.6
1973-74	26	199-418	.476	-	-	73-89	.820	178-6.8	471-18.1
1974-75	26	227-469	.484	-	-	121-146	.829	180-6.9	575-22.1
Totals	78	603-1305	.462	-	-	297-368	.807	543-7.0	1503-19.3

Tony Watts • 1,491 Points • 1989-92 • G • Rolling Fork, MS

Season	GP	FG-A	PCT	3FG-A	PCT	FT-A	PCT	RBS	PTS
1988-89	27	107-222	.482	30-77	.390	23-29	.793	39-1.4	267-9.9
1989-90	30	125-327	.382	44-145	.303	58-76	.763	67-2.2	352-11.7
1990-91	28	130-255	.510	31-85	.365	44-54	.815	69-2.5	335-12.0
1991-92	28	199-413	.482	61-142	.430	78-92	.848	88-3.1	537-19.2
Totals	113	561-1217	.461	166-449	.370	203-251	.809	263-2.3	1491-13.2



1,000 POINT CLUB

Ravenn Johnson • 1,460 Points • 2008-11 • G • Lyon, MS

Season	GP	FG-A	PCT	3FG-A	PCT	FT-A	PCT	RBS	PTS
2007-08	29	31-65	.477	7-24	.292	4-10	.400	30-1.0	73-2.5
2008-09	36	156-362	.431	83-210	.395	39-46	.848	110-3.1	434-12.1
2009-10	35	173-362	.478	87-214	.407	28-43	.651	120-4.4	461-13.2
2010-11	28	162-377	.430	83-206	.403	85-109	.780	100-3.6	492-17.6
Totals	128	522-1133	.448	260-654	.398	156-208	.750	360-2.8	1460-11.4

Cameron Burns • 1,460 Points • 1988-91 • F • Flora, MS

Season	GP	FG-A	PCT	3FG-A	PCT	FT-A	PCT	RBS	PTS
1988-89	28	167-249	.671	-	-	90-145	.621	176-6.3	424-15.1
1989-90	30	207-347	.597	-	-	133-205	.649	219-7.3	547-18.2
1990-91	29	189-363	.521	0-1	.000	111-184	.603	176-6.1	489-16.9
Totals	87	563-959	.587	0-1	.000	334-534	.626	571-6.6	1460-16.8

Charles Rhodes • 1,451 Points • 2005-08 • F • Jackson, MS

Season	GP	FG-A	PCT	3FG-A	PCT	FT-A	PCT	RBS	PTS
2004-05	16	19-32	.594	0-5	.000	9-12	.750	30-1.9	47-2.9
2005-06	29	154-273	.564	1-2	.500	92-130	.708	207-7.1	401-13.8
2006-07	34	180-325	.554	6-19	.316	99-141	.702	212-6.2	465-13.7
2007-08	31	214-381	.562	3-6	.500	107-159	.673	242-7.8	538-17.4
Totals	110	567-1011	.561	10-32	.313	307-449	.684	691-6.3	1451-13.2

Jarvis Varnado • 1,403 Points • 2007-10 • F • Brownsville, TN

Season	GP	FG-A	PCT	3FG-A	PCT	FT-A	PCT	RBS	PTS
2006-07	35	75-116	.647	0-1	.000	24-45	.533	146-4.2	174-5.0
2007-08	34	109-170	.641	1-2	.500	50-100	.500	264-7.8	269-7.9
2008-09	36	180-328	.549	0-1	.000	104-159	.654	317-8.8	464-12.9
2009-10	36	184-316	.582	0-0	.000	128-210	.610	369-10.3	496-13.8
Totals	141	548-930	.589	1-4	.250	306-514	.689	1096-7.8	1403-10.0

Tang Hamilton • 1,307 Points • 1998-2001 • F • Jackson, MS

Season	GP	FG-A	PCT	3FG-A	PCT	FT-A	PCT	RBS	PTS
1997-98	29	46-110	.418	17-58	.293	17-27	.630	91-3.1	126-4.3
1998-99	33	138-288	.479	40-122	.328	57-82	.695	187-5.7	373-11.3
1999-00	30	161-342	.471	43-140	.307	67-96	.698	187-6.2	432-14.4
2000-01	31	144-289	.498	32-88	.364	56-81	.691	212-6.8	376-12.1
Totals	123	489-1029	.475	132-408	.324	197-286	.689	677-5.5	1307-10.6

Rich Knarr • 1,305 Points • 1973-76 • G • Collinsville, IL

Season	GP	FG-A	PCT	3FG-A	PCT	FT-A	PCT	RBS	PTS
1972-73	26	185-426	.434	-	-	97-115	.843	85-3.3	467-18.0
1973-74	22	150-350	.429	-	-	48-55	.873	60-2.7	348-15.8
1974-75	25	143-328	.436	-	-	26-35	.743	61-2.4	312-12.5
1975-76	24	64-142	.451	-	-	50-56	.893	23-1.0	178-7.4
Totals	97	542-1246	.435	-	-	221-261	.847	229-2.4	1305-13.5

Timmy Bowers • 1,300 Points • 2001-04 • G • Gulport, MS

Season	GP	FG-A	PCT	3FG-A	PCT	FT-A	PCT	RBS	PTS
2000-01	23	21-55	.382	6-25	.240	9-14	.643	20-0.9	57-2.5
2001-02	32	126-297	.424	50-136	.368	38-63	.603	91-2.8	340-10.6
2002-03	31	162-346	.468	70-170	.412	60-80	.750	117-3.8	454-14.6
2003-04	30	156-386	.404	71-202	.351	66-89	.742	119-4.0	449-15.0
Totals	116	465-1084	.429	197-533	.370	173-246	.703	347-3.0	1300-11.2

Jack Bouldin • 1,257 Points • 1970-72 • G • Cincinnati, OH

Season	GP	FG-A	PCT	3FG-A	PCT	FT-A	PCT	RBS	PTS
1969-70	24	152-353	.431	-	-	66-76	.868	73-3.0	370-15.4
1970-71	25	190-409	.465	-	-	97-117	.829	58-2.3	477-19.1
1971-72	26	169-429	.394	-	-	72-98	.735	72-2.8	410-15.8
Totals	75	511-1191	.429	-	-	235-291	.808	203-2.7	1257-16.8

Jerry Graves • 1,245 Points • 1959-61 • F • Lexington, TN

Season	GP	FG-A	PCT	3FG-A	PCT	FT-A	PCT	RBS	PTS
1958-59	24	85-209	.407	-	-	78-101	.772	195-8.1	248-10.3
1959-60	25	146-381	.383	-	-	173-216	.801	261-10.4	465-18.6
1960-61	25	158-293	.539	-	-	216-270	.800	257-10.3	532-21.3
Totals	74	389-883	.441	-	-	467-587	.796	713-9.6	1245-16.8



Erick Dampier • 1,231 Points • 1994-96 • C • New Hebron, MS

Season	GP	FG-A	PCT	3FG-A	PCT	FT-A	PCT	RBS	PTS
1993-94	29	133-226	.589	-	-	78-159	.491	251-8.7	344-11.9
1994-95	30	153-239	.640	-	-	87-146	.596	291-9.7	393-13.1
1995-96	34	195-354	.551	-	-	104-170	.612	317-9.3	494-14.5
Totals	93	481-819	.587	-	-	269-475	.566	859-9.2	1231-13.2

Dave Williams • 1,219 Points • 1966-68 • F/C • Byram, MS

Season	GP	FG-A	PCT	3FG-A	PCT	FT-A	PCT	RBS	PTS
1965-66	25	212-453	.468	-	-	68-95	.716	256-10.2	492-19.7
1966-67	25	146-371	.394	-	-	100-143	.699	247-9.9	392-15.7
1967-68	26	134-339	.395	-	-	67-102	.657	269-10.3	335-12.9
Totals	76	492-1163	.423	-	-	235-340	.691	772-10.2	1219-16.0

Leland Mitchell • 1,219 Points • 1961-63 • F • Kiln, MS

Season	GP	FG-A	PCT	3FG-A	PCT	FT-A	PCT	RBS	PTS
1960-61	25	126-313	.403	-	-	70-101	.693	210-8.4	322-12.9
1961-62	25	162-408	.397	-	-	93-120	.775	222-8.9	417-16.7
1962-63	28	179-408	.439	-	-	122-171	.713	273-9.8	480-17.1
Totals	78	467-1129	.414	-	-	285-392	.727	705-9.0	1219-15.6

Mario Austin • 1,199 Points • 2001-03 • F/C • York, AL

Season	GP	FG-A	PCT	3FG-A	PCT	FT-A	PCT	RBS	PTS
2000-01	31	99-207	.478	1-5	.200	48-73	.658	112-3.6	246-7.9
2001-02	35	209-375	.557	-	-	146-222	.658	266-7.6	565-16.1
2002-03	25	149-279	.534	5-12	.417	85-128	.664	192-7.7	388-15.5
Totals	91	457-861	.531	6-17	.353	279-423	.660	570-6.3	1199-13.2

Marckell Patterson • 1,168 Points • 1999-02 • F/G • Eupora, MS

Season	GP	FG-A	PCT	3FG-A	PCT	FT-A	PCT	RBS	PTS
1998-99	28	42-102	.412	6-24	.250	21-31	.677	89-3.2	111-4.0
1999-00	28	89-199	.447	21-64	.328	49-70	.700	108-3.9	248-8.9
2000-01	31	127-275	.462	42-113	.372	82-103	.796	136-4.4	378-12.2
2001-02	35	145-301	.482	32-97	.330	109-140	.779	147-4.2	431-12.3
Totals	122	403-877	.460	101-298	.339	261-344	.759	480-3.9	1168-9.6

Gary Hooker • 1,144 Points • 1976-78 • F • Manhattan, NY

Season	GP	FG-A	PCT	3FG-A	PCT	FT-A	PCT	RBS	PTS
1975-76	26	186-391	.476	-	-	89-124	.718	175-6.7	461-17.7
1976-77	27	146-338	.432	-	-	108-134	.806	196-7.3	400-14.8
1977-78	27	120-214	.561	-	-	43-62	.694	193-7.1	283-10.5
Totals	80	452-943	.479	-	-	240-320	.750	564-7.1	1144-14.3

Wiley Peck • 1,558 Points • 1976-79 • F • Montgomery, AL

Season	GP	FG-A	PCT	3FG-A	PCT	FT-A	PCT	RBS	PTS
1975-76	25	83-154	.539	-	-	26-55	.473	169-6.8	192-7.7
1976-77	27	104-195	.533	-	-	68-114	.596	250-9.3	276-10.2
1977-78	27	98-171	.573	-	-	65-129	.504	228-8.4	261-9.7
1978-79	28	154-239	.644	-	-	99-158	.627	317-11.3	407-14.5
Totals	107	439-759	.578	-	-	258-456	.566	964-9.0	1136-10.6

Greg Carter • 1,123 Points • 1988-91 • F • Forest, MS

Season	GP	FG-A	PCT	3FG-A	PCT	FT-A	PCT	RBS	PTS
1987-88	27	59-130	.454	8-23	.348	14-23	.609	83-3.1	140-5.2
1988-89	28	66-137	.482	5-18	.278	11-15	.733	98-3.5	148-5.3
1989-90	30	140-252	.556	17-41	.415	92-111	.829	204-6.8	389-13.0
1990-91	29	170-301	.565	10-36	.278	96-121	.793	226-7.8	446-15.4
Totals	114	435-820	.531	40-118	.339	213-270	.789	611-5.4	1123-9.9

Tyronne Washington • 1,119 Points • 1996-99 • C • Indianola, MS

Season	GP	FG-A	PCT	3FG-A	PCT	FT-A	PCT	RBS	PTS
1995-96	31	22-54	.407	-	-	12-20	.600	64-2.1	56-1.8
1996-97	30	103-241	.427	-	-	64-89	.719	237-7.9	270-9.0
1997-98	29	147-277	.531	-	-	79-131	.603	269-9.3	373-12.9
1998-99	33	158-315	.502	-	-	104-160	.650	277-8.4	420-12.7
Totals	123	430-887	.485	-	-	259-400	.648	847-6.9	1119-9.1



1,000 POINT CLUB

W.D. "Red" Stroud • 1,116 Points • 1961-63 • G • Forest, MS

Season	GP	FG-A	PCT	3FG-A	PCT	FT-A	PCT	RBS	PTS
1960-61	24	119-243	.490	-	-	60-84	.714	67-2.8	298-12.4
1961-62	25	141-314	.449	-	-	116-137	.847	42-1.7	398-15.9
1962-63	25	150-348	.431	-	-	120-138	.870	90-3.6	420-16.8
Totals	74	410-905	.453	-	-	296-359	.825	199-2.7	1116-15.1

Larry Fry • 1,079 Points • 1973-75 • F • Lexington, TN

Season	GP	FG-A	PCT	3FG-A	PCT	FT-A	PCT	RBS	PTS
1972-73	26	123-236	.521	-	-	79-106	.745	200-7.7	325-12.5
1973-74	26	141-233	.605	-	-	68-100	.680	200-7.7	350-13.5
1974-75	26	167-292	.572	-	-	70-113	.619	228-8.8	404-15.5
Totals	78	431-761	.566	-	-	217-319	.680	628-8.1	1079-13.8

Lawrence Roberts • 1,048 Points • 2004-05 • F • Houston, TX

Season	GP	FG-A	PCT	3FG-A	PCT	FT-A	PCT	RBS	PTS
2003-04	30	175-337	.519	12-40	.300	144-227	.634	303-10.1	506-16.9
2004-05	32	171-382	.448	12-41	.293	188-288	.653	351-11.0	542-16.9
Totals	62	346-719	.481	24-81	.296	332-515	.645	654-10.5	1048-16.9

Greg Lockhart • 1,042 Points • 1986-89 • G • Memphis, TN

Season	GP	FG-A	PCT	3FG-A	PCT	FT-A	PCT	RBS	PTS
1985-86	30	107-257	.416	-	-	50-61	.820	37-1.2	264-8.8
1986-87	13	45-115	.391	3-17	.176	14-21	.667	25-1.9	107-8.2
1987-88	29	104-258	.403	9-35	.257	70-96	.729	85-2.9	287-9.9
1988-89	28	142-304	.467	18-46	.391	82-103	.796	88-3.1	384-13.7
Totals	100	398-934	.426	30-98	.306	216-281	.769	235-2.4	1042-10.4

PLAYERS WITH 1,000-PLUS POINTS


No.	Name	Points
1.	Jeff Malone.....	2,142
2.	Bailey Howell.....	2,030
3.	Jim Ashmore.....	1,918
4.	Rickey Brown.....	1,838
5.	Ray White.....	1,652
6.	Dee Bost.....	1,640
7.	Darryl Wilson.....	1,619
8.	Barry Stewart.....	1,602
9.	Jamont Gordon.....	1,558
10.	Jerry Jenkins.....	1,503
11.	Tony Watts.....	1,491
T12.	Ravern Johnson.....	1,460
T12.	Cameron Burns.....	1,460
14.	Charles Rhodes.....	1,451
15.	Jarvis Varnado.....	1,403
16.	Tang Hamilton.....	1,307
17.	Rich Knarr.....	1,305
18.	Timmy Bowers.....	1,300
19.	Jack Bouldin.....	1,257
20.	Jerry Graves.....	1,245
21.	Erick Dampier.....	1,231
T22.	Dave Williams.....	1,219
T22.	Leland Mitchell.....	1,219
24.	Mario Austin.....	1,199
25.	Marckell Patterson.....	1,168
26.	Gary Hooker.....	1,144
27.	Wiley Peck.....	1,136
28.	Greg Carter.....	1,123
29.	Tyrone Washington.....	1,119
30.	W.D. "Red" Stroud.....	1,116
31.	Larry Fry.....	1,079
32.	Lawrence Roberts.....	1,048
33.	Greg Lockhart.....	1,042



Bailey Howell



Lawrence Roberts



Jarvis Varnado

MSU ALL-AMERICANS

- 1956-57:** Jim Ashmore (3rd Team AP & UPI; 2nd Team Converse; 1st Team Helms Foundation)
- 1957-58:** Bailey Howell (Consensus 2nd Team)
- 1958-59:** Bailey Howell (Consensus 1st Team)
- 1961-62:** Red Stroud (2nd Team Converse; 3rd Team Helms; 1st Team Coach & Athlete)
- 1962-63:** Red Stroud (2nd Team Converse)
- 1962-63:** Leland Mitchell (Honorable Mention Converse)
- 1979-80:** Rickey Brown (Citizen Savings Athletic Foundation)
- 1982-83:** Jeff Malone (1st Team Sporting News; 3rd Team NABC; 5th Team Basketball Times)

- 1990-91:** Greg Carter (Honorable Mention AP)
- 1992-93:** Chuck Evans (Honorable Mention UPI)
- 1994-95:** Erick Dampier (Honorable Mention AP)
- 1995-96:** Erick Dampier (Honorable Mention AP)
- 2002-03:** Mario Austin (5th Team Foxsports.com; Honorable Mention AP)
- 2003-04:** Lawrence Roberts (Consensus 1st Team)
- 2004-05:** Lawrence Roberts (Honorable Mention AP)
- 2006-07:** Jamont Gordon (3rd Team Rivals.com)
- 2007-08:** Jamont Gordon (2nd Team Scout.com; 6th team ESPN.com)
- 2008-09:** Jarvis Varnado (Honorable Mention AP; Colleg Insider.com); Dee Bost (Honorable Mention Freshman CollegeHoops.net)

ALL-SEC

- 1949-50:** Herb Hargett (2nd AP)
- 1950-51:** Herb Hargett (2nd AP)
- 1951-52:** Coyte Vance (2nd AP)
- 1952-53:** Gerald Caveness (2nd AP)
- 1953-54:** Gerald Caveness (3rd AP)
- 1954-55:** Jim Ashmore (2nd AP)
- 1955-56:** Jim Ashmore (1st AP & Coaches)
- 1956-57:** Jim Ashmore (1st AP & Coaches)
Bailey Howell (1st AP & Coaches)
- 1957-58:** Bailey Howell (1st AP, Coaches)
- 1958-59:** Bailey Howell (1st AP, Coaches)
- 1959-60:** Jerry Graves (2nd AP, Coaches)
Charles Hull (3rd AP)
- 1960-61:** Jerry Graves (1st AP, Coaches)
W.D. "Red" Stroud (3rd AP)
- 1961-62:** Leland Mitchell (1st AP, Coaches)
W.D. "Red" Stroud (1st AP, Coaches)
- 1962-63:** Leland Mitchell (1st AP, Coaches)
W.D. "Red" Stroud (1st AP, Coaches)
Joe Dan Gold (3rd AP, Coaches)
Doug Hutton (3rd AP)
- 1963-64:** Dave Williams (2nd AP & UPI, Coaches)
- 1965-66:** Gary Washington (Hon. Mention AP)
Dave Williams (1st UPI, 2nd AP)
- 1966-67:** Tom Payne (2nd AP, 3rd UPI)
- 1967-68:** Jack Bouldin (3rd AP)
- 1969-70:** Jack Bouldin (3rd AP)
- 1970-71:** Jack Bouldin (2nd AP & UPI, Coaches)
- 1972-73:** Rich Knarr (3rd AP & UPI)
- 1973-74:** Jerry Jenkins (3rd AP, Coaches)
- 1974-75:** Jerry Jenkins (2nd AP, 3rd UPI, Coaches)
- 1975-76:** Ray White (3rd AP & UPI, Coaches)
- 1976-77:** Rickey Brown (2nd AP & UPI, Coaches)
- 1977-78:** Wiley Peck (2nd AP)
Ray White (2nd AP, 3rd UPI, Coaches)
Rickey Brown (2nd UPI, 3rd AP)
- 1978-79:** Wiley Peck (2nd AP & UPI, Coaches)

- Ray White (2nd AP & UPI, Coaches)
Greg Grim (3rd AP)
- **1979-80:** Rickey Brown (1st AP & UPI, Coaches)
- **1980-81:** Jeff Malone (2nd AP, 3rd UPI, Coaches)
- **1981-82:** Jeff Malone (2nd AP, 3rd UPI, Coaches)
- **1982-83:** Jeff Malone (1st AP & UPI, Coaches)
- **1984-85:** Ken Harvey (3rd AP & UPI, Coaches)
- **1988-89:** Cameron Burns (3rd AP & UPI, Coaches)
- **1989-90:** Cameron Burns (2nd AP & UPI, Coaches)
Greg Carter (3rd AP)
- **1990-91:** Cameron Burns (1st AP, 2nd UPI, Coaches)
Greg Carter (1st AP & UPI, Coaches)
- **1991-92:** Tony Watts (2nd AP, Coaches)
Chuck Evans (3rd AP)
- **1992-93:** Chuck Evans (2nd AP, Coaches)
- **1993-94:** Erick Dampier (2nd AP & Coaches)
Darryl Wilson (3rd AP)
- **1994-95:** Erick Dampier (1st AP & Coaches)
Darryl Wilson (2nd AP & Coaches)
Marcus Grant (3rd Coaches)
- **1995-96:** Erick Dampier (1st AP & Coaches)
Darryl Wilson (1st Coaches, 2nd AP)
- **1996-97:** Horatio Webster (2nd AP & Coaches)
- **1997-98:** Horatio Webster (1st Coach, 2nd AP)
Tyrone Washington (3rd AP & Coach)
- **1998-99:** Tyrone Washington (2nd AP, 3rd Coaches)
- **1999-00:** Robert Jackson (3rd Coaches)
- **2001-02:** Mario Austin (2nd AP & Coaches)
Derrick Zimmerman (3rd AP)
- **2002-03:** Mario Austin (1st AP & Coaches)
Timmy Bowers (3rd AP)
Derrick Zimmerman (3rd AP)
- **2003-04:** Timmy Bowers (1st AP & Coaches)
- **2004-05:** Lawrence Roberts (1st AP & Coaches)
Lawrence Roberts (1st AP & Coaches)
Shane Power (2nd Coaches)
- **2005-06:** Charles Rhodes (2nd AP & Coaches)
- **2006-07:** Jamont Gordon (1st Coach & 2nd AP)



- 2007-08: Charles Rhodes (2nd Coaches) •
Jamont Gordon (1st Coaches & 1st AP) •
Charles Rhodes (1st Coaches & 2nd AP) •
Jarvis Varnado (Honorable Men. AP) •
- 2008-09: Jarvis Varnado (1st Coaches & 1st AP) •
- 2009-10: Jarvis Varnado (1st Coaches & 1st AP) •
Dee Bost (2nd Coaches & HM AP) •
- 2010-11: Dee Bost (2nd Coaches & HM AP) •
- 2011-12: Dee Bost (1st Coaches & 1st AP) •
Arnett Moultrie (1st Coaches & 1st AP) •

SEC COACH OF THE YEAR

- 1960-61: Babe McCarthy (AP) •
- 1961-62: Babe McCarthy (AP) •
- 1962-63: Babe McCarthy (AP) •
- 1970-71: Kermit Davis (AP) •
- 1977-78: Ron Greene (AP, UPI) •
- 1984-85: Bob Boyd (AP, UPI) •
- 1990-91: Richard Williams (UPI, Coaches) •
- 1994-95: Richard Williams (AP, Coaches) •
- 2003-04: Rick Stansbury (AP) •

SEC PLAYER OF THE YEAR

- 1956-57: Jim Ashmore (AP players poll) •
- 1957-58: Bailey Howell (AP players poll, United Press) •
- 1958-59: Bailey Howell (AP players poll) •
- 1961-62: W.D. "Red" Stroud (AP poll) •
- 1982-83: Jeff Malone (UPI) •
- 2003-04: Lawrence Roberts (AP, Coaches) •

SEC NEWCOMER OF THE YEAR

- 1996-97: Horatio Webster (AP) •
- 2003-04: Lawrence Roberts (AP) •

SEC DEFENSIVE PLAYER OF THE YEAR

- 1961-62: Jack Berkshire •
- 2007-08: Jarvis Varnado (Unanimous pick) •
- 2008-09: Jarvis Varnado •
- 2009-10: Jarvis Varnado •

SEC ALL-FRESHMAN

- 1985-86: Greg Lockhart •
- 1988-89: Tony Watts •
- 1993-94: Erick Dampier (Unanimous pick) •
- 2003-04: Gary Ervin (Unanimous pick) •
- 2005-06: Jamont Gordon (Unanimous pick) •
- 2006-07: Ben Hansbrough; Barry Stewart •
- 2008-09: Dee Bost •
- 2011-12: Rodney Hood •

SEC ALL-DEFENSIVE TEAM

- 1990-91: Greg Carter (Coaches) •
- 2007-08: Jarvis Varnado (Coaches) •
- 2008-09: Jarvis Varnado (Coaches) •
- 2009-10: Jarvis Varnado (Coaches) •

SEC SCHOLAR-ATHLETE OF THE YEAR

- 2003-04: Shane Power •
- 2010-11: Riley Benock •

SEC PLAYER OF WEEK

- 2-3-91: Greg Carter •
- 3-3-91: Greg Carter •
- 2-17-92: Tony Watts •
- 1-17-94: Erick Dampier •
- 1-9-95: Erick Dampier •
- 2-6-95: Darryl Wilson •
- 12-4-95: Erick Dampier •
- 1-8-96: Darryl Wilson •
- 2-12-96: Darryl Wilson •
- 1-4-98: Tyrone Washington •
- 2-7-99: Detrick White •
- 1-1-01: Antonio Jackson •
- 1-7-02: Mario Austin •
- 3-4-02: Mario Austin •
- 12-15-02: Mario Austin •
- 11-24-03: Lawrence Roberts •
- 2-16-04: Lawrence Roberts •
- 3-8-04: Timmy Bowers •
- 12-27-04: Lawrence Roberts •
- 1-3-05: Lawrence Roberts •
- 12-31-07: Barry Stewart •
- 1-21-08: Jamont Gordon •
- 3-3-08: Charles Rhodes •
- 11-24-08: Jarvis Varnado •
- 12-14-09: Ravern Johnson •
- 1-18-10: Jarvis Varnado •

- 3-1-10: Jarvis Varnado •
- 1-17-11: Dee Bost •
- 3-7-11: Ravern Johnson •
- 1-16-12: Arnett Moultrie •

SEC ROOKIE OF THE WEEK

- 1-11-88: Carl Nichols •
- 1-23-89: Tony Watts •
- 2-6-89: Cameron Burns •
- 2-20-89: Cameron Burns •
- 3-9-92: Johnny Walker •

SEC FRESHMAN OF THE WEEK

- 12-5-05: Jamont Gordon •
- 12-26-05: Jamont Gordon •
- 2-6-06: Jamont Gordon •
- 3-6-06: Jamont Gordon •
- 12-4-06: Ben Hansbrough •
- 1-15-07: Barry Stewart •
- 1-22-07: Barry Stewart •
- 1-12-09: Dee Bost •
- 2-9-09: Dee Bost •
- 11-21-11: Rodney Hood •

SEC ACADEMIC HONOR ROLL

- 1962-63: Joe Dan Gold, Physical Education •
- 1963-64: Aubrey Nichols, Pre-Law (2nd Team) •
- 1966-67: John Sapen, Mathematics •
Herb Biggs, Political Science (HM) •
- 1968-69: Chuck Wade, Education •
- 1970-71: Johnny Pearson, Pol. Science (2nd T) •
- 1971-72: Jeff Watkins, Mech. Engineering •
Johnny Pearson, Business (HM) •
- 1972-73: Terry Kusnierz, Education •
- 1973-74: Bill Singletary, Business •
Rich Knarr, Physical Education •
Jeff Stroman, Business (2nd Team) •
Terry Kusnierz, Phys. Education (HM) •
- 1974-75: Jeff Stroman, Accounting (2nd Team) •
- 1975-76: Rich Knarr, Physical Education •
Joe Dean, Education (2nd Team) •
Jeff Stroman, Accounting (2nd Team) •
- 1979-80: Tom Schuberth, Physical Education •
- 1986-87: Mark Peters, Chemical Engineering •
- 1988-89: Carl Nichols, Computer Engineering •
- 1989-90: Carl Nichols, Business Accounting •
Cameron Burns, Physical Education •
- 1990-91: Carl Nichols, Accounting •
Brad Smith, Undecided •
- 1992-93: Orien Watson, Fitness Management •
Marcus Grant, Communication •
- 1993-94: David Domingue, Communication •
Marcus Grant, Communication •
- 1994-95: Marcus Grant, Communication •
Whit Hughes, Pre-Accountancy •
Russell Walters, Poultry Science •
Jay Walton, Communication •
- 1995-96: Erick Dampier, Teaching & Coaching •
Whit Hughes, Marketing •
Jay Walton, MBA •
Bubba Wilson, Interdiscipline Studies •
- 1996-97: McKie Edmonson, Accounting •
Whit Hughes, Marketing •
Bart Hyche, General Business Admin. •
- 1997-98: McKie Edmonson, Accounting •
Whit Hughes, MBA •
Bart Hyche, Marketing •
David Redding, Educ. Psychology •
- 1998-99: Bart Hyche, Marketing •
Tyrone Washington, Gen. Bus. Ad. •
Detrick White, Interdiscipline Studies •
- 2000-01: T.J. Billups, Sports Communication •
Ward Griffith, Teaching/Coaching •
Robert Jackson, Teaching/Coaching •
Corey Stidham, Teaching/Coaching •
- 2001-02: Guy Gardner, Secondary Education •
- 2002-03: Roy Goffer, Business Info. Systems •
Michal Ignerski, Fitness Management •
Wesley Morgan, Sports Comm. •
Corey Stidham, Teaching/Coaching •
- 2003-04: Michael Boler, Biological Sciences •
Dennis Buse, Mktg./Sports Admin. •
Wesley Morgan, Sports Comm. •
Shane Power, Sports Communication •
- 2004-05: Billy Begley, Business Management •
Michael Boler, Biological Sciences •
Wesley Morgan, Physical Education •
Shane Power, Sports Administration •



- 2005-06: Piotr Stelmach, Physical Education
Billy Begley, Business Management
Michael Boler, Biological Sciences
Wesley Morgan, Communication
- 2006-07: Piotr Stelmach, Physical Education
Billy Begley, Business Management
Piotr Stelmach, Physical Education
- 2007-08: Billy Begley, Business Management
Joseph Iupe, Accounting
- 2008-09: Riley Benock, Physical Education
Brandon Bolen, Economics
Taylor Luczak, Political Science
- 2009-10: Riley Benock, Physical Education
Twany Beckham, Business
Brandon Bolen, Economics
Taylor Luczak, Political Science
- 2010-11: Riley Benock, Kinesiology
Brandon Bolen, Graduate Applied Econ
Taylor Luczak, Political Science
Charles Parker, Animal & Dairy Sciences
Shaun Smith, Kinesiology
- 2011-12: Taylor Luczak

SEC FRESHMAN ACADEMIC HONOR ROLL

- 2002-03: Stephen Cowherd
- 2003-04: Billy Begley
Piotr Stelmach
- 2006-07: Joseph Iupe
- 2007-08: Riley Benock
- 2008-09: Romero Osby
Twany Beckham

SEC ALL-TOURNAMENT TEAM

- 1933: Frank Waits (1st Team)
Buford Taylor (2nd Team)
George Pillow (2nd Team)
- 1943: Eugene Bledsoe (1st Team)
- 1950: Willard Daley (2nd Team)
- 1951: Herb Hargett (2nd Team)
- 1952: Coyte Vance (2nd Team)
- 1983: Jeff Malone
- 1986: Chauncey Robinson
- 1996: Dontae' Jones (MVP), Darryl Wilson
- 1999: Detrick White
- 2002: Mario Austin (MVP)
Derrick Zimmerman
- 2003: Timmy Bowers, Derrick Zimmerman
- 2009: Jarvis Varnado (MVP), Barry Stewart
- 2010: Jarvis Varnado, Barry Stewart

Southern Conference All-Tournament Team

- 1923: K.P. Gatchell
H.G. Perkins
- 1924: K.P. Gatchell
- 1926: H.L. Stone (1st Team)

NCAA TOURNAMENT ALL-REGIONAL TEAM

- 1963: Leland Mitchell (Midwest Regional)
- 1996: Dontae' Jones (Southeast Reg. MVP)
Erick Dampier (Southeast Regional)
Darryl Wilson (Southeast Regional)

NIT ALL-TOURNAMENT TEAM

- 2007: Jamont Gordon

NABC ALL-DISTRICT TEAM

- 1951-52: Coyte Vance (Honorable Mention)
- 1956-57: Jim Ashmore
- 1957-58: Bailey Howell (1st Team)
- 1958-59: Bailey Howell (1st Team)
- 1960-61: Jerry Graves (2nd Team)
- 1961-62: Red Stroud (2nd Team)
Leland Mitchell (3rd Team)
- 1962-63: Red Stroud (1st Team)
Leland Mitchell (2nd Team)
- 1978-79: Ray White (1st Team)
Wiley Peck (2nd Team)
Rickey Brown (2nd Team)
- 1979-80: Rickey Brown (1st Team)
- 1980-81: Jeff Malone (2nd Team)
- 1981-82: Jeff Malone (1st Team)
- 1982-83: Jeff Malone (1st Team)
- 1988-89: Cameron Burns (2nd Team)
- 1990-91: Cameron Burns (1st Team)
Greg Carter (2nd Team)
Richard Williams (Coach of the Year)
- 1993-94: Erick Dampier (2nd Team)
- 1994-95: Erick Dampier (1st Team)

- 1995-96: Darryl Wilson (2nd Team)
Richard Williams (Coach of the Year)
Erick Dampier (1st Team)
Darryl Wilson (1st Team)
- 1996-97: Horatio Webster (2nd Team)
- 1997-98: Horatio Webster (1st Team)
- 1998-99: Tyrone Washington (2nd Team)
- 2001-02: Mario Austin (2nd Team)
- 2002-03: Mario Austin (1st Team)
- 2003-04: Lawrence Roberts (1st Team)
Timmy Bowers (2nd Team)
Rick Stansbury (Coach of the Year)
- 2004-05: Lawrence Roberts (1st Team)
- 2006-07: Jamont Gordon (2nd Team)
- 2007-08: Jamont Gordon (1st Team)
Charles Rhodes (2nd Team)
- 2008-09: Jarvis Varnado (2nd Team)
- 2009-10: Jarvis Varnado (1st Team)
- 2011-12: Arnett Moultrie (1st Team)
Dee Bost (2nd Team)

USBWA ALL-DISTRICT TEAM

- 1990-91: Cameron Burns
Richard Williams (Coach of the Year)
- 1993-94: Erick Dampier
- 1994-95: Erick Dampier
Darryl Wilson
Richard Williams (Coach of the Year)
- 1995-96: Erick Dampier
- 1996-97: Horatio Webster
- 1997-98: Horatio Webster
- 2001-02: Mario Austin
- 2002-03: Mario Austin
- 2003-04: Lawrence Roberts
Timmy Bowers
Rick Stansbury (Coach of the Year)
- 2004-05: Lawrence Roberts
- 2007-08: Jamont Gordon
- 2008-09: Jarvis Varnado
- 2009-10: Jarvis Varnado
- 2011-12: Arnett Moultrie

SPORTING NEWS TOP DEFENSIVE PLAYER

- 2009-10: Jarvis Varnado

NABC DEFENSIVE PLAYER OF THE YEAR

- 2009-10: Jarvis Varnado

LEFTY DRIESSELL AWARD

- 2009-10: Jarvis Varnado

COLLEGEINSIDER.COM SEC MVP

- 2009-10: Jarvis Varnado



In 2011, Riley Benock was named the SEC's Scholar Athlete of the Year.




HALL OF FAME BAILEY HOWELL

Bailey Howell, the greatest name in MSU basketball history, was enshrined into the Naismith Memorial Basketball Hall of Fame in Springfield, Mass., on Sept. 29, 1997.

Listed below are some of the many accomplishments achieved by Bailey Howell during his record-setting collegiate stint at Mississippi State and productive 12-year NBA career:


- ❖ Member of the Tennessee, Mississippi and MSU Sports Halls of Fame.
- ❖ Namesake of the Cellular South Howell Trophy, presented annually to the top male basketball player among Mississippi's four-year colleges.
- ❖ Two-time All-American and three-time first-team All-SEC selection.
- ❖ Consensus first-team All-American as senior (1958-59) and consensus second-team All-American as a junior (1957-58).
- ❖ Ranked among the nation's Top 10 statistical leaders in both scoring and rebounding during all three varsity seasons (1957-59).
- ❖ Ranked fourth nationally in scoring during junior (27.8 ppg) and senior (27.5 ppg) years.
- ❖ Led the NCAA in field-goal percentage (56.8%) as a sophomore, and was second in rebounding as a senior (15.2 rpg).
- ❖ Owns career records for scoring average (27.1), rebounds (1,277), rebounding average (17.0 rpg), free throws made (682) and free throws attempted (892). Ranks second at MSU with 2,030 points.
- ❖ Owns MSU's single-game scoring (47 points vs. Union in 1958) and rebounding (34 rebounds vs. LSU in 1957) marks.
- ❖ Served as co-captain as a junior and tri-captain as a senior, helping lead coach Babe McCarthy's teams to a three-year composite record of 61-14, including an SEC title during his senior campaign.
- ❖ Starred for 12 years in the NBA, having ranked among the all-time Top 10 leaders in nine statistical categories upon his retirement in 1971.
- ❖ Six-time NBA All-Star named to the All-NBA Second Team in 1963.
- ❖ Member of two NBA World Championship teams (1968 & 1969) with the Boston Celtics.
- ❖ Selected by the Detroit Pistons in the first round (second pick overall) of the 1959 NBA Draft.



Lawrence Roberts was the winner of the 2005 Bailey Howell Trophy.



The 2010 Bailey Howell Trophy was presented to Jarvis Varnado.



Last spring, Arnett Moultrie won the 2012 Bailey Howell Trophy.

POSTSEASON TOURNAMENT HISTORY



NCAA TOURNAMENT HISTORY (11-10)

1963 NCAA Midwest Reg. (East Lansing, MI)

Loyola (Chicago) 61, MSU 51 (1st Round)
MSU 65, Bowling Green 60 (Consolation)

1991 NCAA East Regional (Syracuse, NY)

Eastern Michigan 76, MSU 56 (1st Round)

1995 NCAA West Regional

MSU 75, Santa Clara 67 (1st Rnd @ Boise, ID)
MSU 78, Utah 64 (2nd Round @ Boise, ID)
UCLA 86, MSU 67 (Semis @ Oakland, CA)

1996 NCAA Southeast Regional

MSU 58, VCU 51 (1st Rnd @ Indianapolis)
MSU 63, Princeton 41 (2nd Rnd @ Indianapolis)
MSU 60, UConn 55 (Semis @ Lexington, KY)
MSU 73, Cincinnati 63 (Finals @ Lexington, KY)

1996 NCAA Final Four (East Rutherford, NJ)

Syracuse 77, MSU 69 (National Semifinals)

2002 NCAA Midwest Regional (Dallas, TX)

MSU 70, McNeese State 58 (1st Round)
Texas 68, MSU 64 (2nd Round)

2003 NCAA East Regional (Birmingham, AL)

Butler 47, MSU 46 (1st Round)

2004 NCAA Atlanta Regional (Orlando, FL)

MSU 85, Monmouth 52 (1st Round)
Xavier 89, MSU 74 (2nd Round)

2005 NCAA Austin Regional (Charlotte, NC)

MSU 93, Stanford 70 (1st Round)
Duke 63, MSU 55 (2nd Round)

2008 NCAA Little Rock Reg. (Little Rock, AR)

MSU 76, Oregon 69 (1st Round)
Memphis 77, MSU 74 (2nd Round)

2009 NCAA Portland Regional (Portland, OR)

Washington 71, MSU 58 (1st Round)

NIT HISTORY (7-8)

1979 NIT (Starkville, MS)

Alcorn State 80, MSU 78 (1st Round)

1990 NIT (Starkville, MS/New Orleans, LA)

MSU 84, Baylor 75 (1st Round @ MSU)
New Orleans 65, MSU 60 (2nd Round @ UNO)

1994 NIT (Manhattan, KS)

Kansas State 78, MSU 67 (1st Round)

1999 NIT (Fort Collins, CO)

Colorado State 69, MSU 56 (1st Round)

2001 NIT (Starkville, MS/Pittsburgh, PA)

MSU 75, Southern Miss 68 (1st Round @ MSU)
MSU 66, Pittsburgh 61 (2nd Rnd @ Pittsburgh)
Tulsa 77, MSU 75 (Quarterfinals @ MSU)

2007 NIT (Starkville, MS)

MSU 82, Mississippi Valley St. 63 (1st Round)
MSU 101, Bradley 72 (2nd Round)
MSU 86, Florida State 71 (Quarterfinals)

2007 NIT Semifinals (New York, NY)

West Virginia 63, MSU 62 (National Semifinals)

2010 NIT (Starkville, MS)

MSU 81, Jackson State 67 (1st Round)
North Carolina 76, MSU 74 (2nd Round)

2012 NIT (Starkville, MS)

UMass 101, MSU 96 (1st Round)



Erick Dampier led Mississippi State to the 1996 Final Four, where the Bulldogs lost to Syracuse, 77-69.



Mississippi State's first appearance in the NCAA Tournament came in 1963 against Loyola-Chicago.



POSTSEASON TOURNAMENT RECORDS

INDIVIDUAL SUPERLATIVES

Most Points Scored:

- 34, Arnett Moutrie vs. UMass (2012 NIT)
- 34, Charles Rhodes vs. Oregon (2008 NCAA)
- 32, Darryl Wilson vs. Utah (1995 NCAA)
- 28, Cameron Burns vs. Baylor (1990 NIT)
- 27, Darryl Wilson vs. Connecticut (1996 NCAA)
- 25, Mario Austin vs. McNeese St. (2002 NCAA)
- 23, Lawrence Roberts vs. Stanford (2005 NCAA)
- 23, Dontae' Jones vs. Cincinnati (1996 NCAA)
- 23, Tony Watts vs. Baylor (1990 NIT)
- 23, Leland Mitchell vs. Bowling Green (1963 NCAA)

Most Field Goals Made:

- 12, Arnett Moutrie vs. UMass (2012 NIT)
- 10, Charles Rhodes vs. Oregon (2008 NCAA)
- 10, Erick Dampier vs. Princeton (1996 NCAA)
- 10, Darryl Wilson vs. Utah (1995 NCAA)
- 9, Marckell Patterson vs. McNeese (2002 NCAA)
- 9, Dontae' Jones vs. Cincinnati (1996 NCAA)
- 9, Darryl Wilson vs. Connecticut (1996 NCAA)
- 9, Erick Dampier vs. Utah (1995 NCAA)
- 9, Cameron Burns vs. Baylor (1990 NIT)
- 9, Greg Grim vs. Alcorn State (1979 NIT)

Most Field Goals Attempted:

- 23, Arnett Moutrie vs. UMass (2012 NIT)
- 21, Darryl Wilson vs. UCLA (1995 NCAA)
- 20, Darryl Wilson vs. Utah (1995 NCAA)
- 19, Greg Carter vs. E. Michigan (1991 NCAA)
- 18, Lawrence Roberts vs. Duke (2005 NCAA)
- 18, Tang Hamilton vs. Colorado St. (1999 NIT)
- 18, Cameron Burns vs. E. Michigan (1991 NCAA)

Most 3-Point Field Goals Made:

- 7, Darryl Wilson vs. Connecticut (1996 NCAA)
- 6, Winsome Frazier vs. Stanford (2005 NCAA)
- 6, Darryl Wilson vs. Syracuse (1996 NCAA)

Most 3-Point Field Goals Attempted:

- 14, Darryl Wilson vs. UCLA (1995 NCAA)
- 13, Darryl Wilson vs. Syracuse (1996 NCAA)

Most Free Throws Made:

- 14, Charles Rhodes vs. Oregon (2008 NCAA)
- 13, Leland Mitchell vs. Bowling Green (1963 NCAA)
- 10, Darryl Wilson vs. Utah (1995 NCAA)
- 10, Cameron Burns vs. Baylor (1990 NIT)

Most Free Throws Attempted:

- 18, Charles Rhodes vs. Oregon (2008 NCAA)
- 16, Leland Mitchell vs. Bowling Green (1963 NCAA)
- 14, Mario Austin vs. McNeese St. (2002 NCAA)
- 13, Cameron Burns vs. Baylor (1990 NIT)

Most Rebounds:

- 14, Lawrence Roberts vs. Stanford (2005 NCAA)
- 14, Erick Dampier vs. Syracuse (1996 NCAA)
- 13, Tang Hamilton vs. Tulsa (2001 NIT)
- 13, Dontae' Jones vs. Cincinnati (1996 NCAA)
- 12, Jarvis Varnado vs. Bradley (2007 NIT)
- 12, Branden Vincent vs. Xavier (2004 NCAA)
- 12, Wiley Peck vs. Alcorn State (1979 NIT)

Most Assists:

- 13, Dee Bost vs. UMass (2012 NIT)
- 10, Jamont Gordon vs. Bradley (2007 NIT)
- 9, Jamont Gordon vs. Oregon (2008 NCAA)
- 9, Jamont Gordon vs. West Virginia (2007 NIT)
- 9, Timmy Bowers vs. Monmouth (2004 NCAA)
- 9, Marcus Bullard vs. Princeton (1996 NCAA)

Most Blocked Shots:

- 8, Erick Dampier vs. Utah (1995 NCAA)
- 6, Charles Rhodes vs. Bradley (2007 NIT)
- 5, Erick Dampier vs. VCU (1996 NCAA)
- 5, Jarvis Varnado vs. Memphis (2008 NCAA)
- 5, Jarvis Varnado vs. Washington (2009 NCAA)

Most Steals:

- 5, Barry Stewart vs. Florida State (2007 NIT)
- 5, Timmy Bowers vs. McNeese St. (2002 NCAA)
- 4, Ben Hansbrough vs. Oregon (2008 NCAA)
- 4, Winsome Frazier vs. Xavier (2004 NCAA)
- 4, Ontario Harper vs. McNeese St. (2002 NCAA)

TEAM SUPERLATIVES

Most Points Scored:

- 101 vs. Bradley (2007 NIT)
- 96 vs. UMass (2012 NIT)
- 93 vs. Stanford (2005 NCAA)

Most Field Goals Made:

- 39 vs. Bradley (2007 NIT)
- 33 vs. Alcorn State (1979 NIT)
- 32 vs. UMass (2012 NIT)
- 32 vs. Stanford (2005 NCAA)
- 30 vs. Mississippi Valley State (2007 NIT)
- 30 vs. Monmouth (2004 NCAA)

Most Field Goals Attempted:

- 75 vs. UMass (2012 NIT)
- 73 vs. Bradley (2007 NIT)
- 72 vs. Xavier (2004 NCAA)

Best Field Goal Percentage:

- .600 [24-40] vs. Princeton (1996 NCAA)
- .589 [33-56] vs. Alcorn State (1979 NIT)
- .561 [32-57] vs. Stanford (2005 NCAA)

Most 3-Point Field Goals Made:

- 12 vs. UMass (2012 NIT)
- 12 vs. Bradley (2007 NIT)
- 11 vs. North Carolina (2010 NIT)
- 11 vs. Syracuse (1996 NCAA)

Most 3-Point Field Goals Attempted:

- 32 vs. UCLA (1995 NCAA)
- 31 vs. UMass (2012 NIT)
- 30 vs. Florida State (2007 NIT)
- 29 vs. North Carolina (2010 NIT)
- 29 vs. Jackson State (2010 NIT)

Best 3-Point Field Goal Percentage:

- .529 [9-17] vs. Stanford (2005 NCAA)
- .500 [6-12] vs. Baylor (1990 NIT)
- .467 [7-15] vs. Connecticut (1996 NCAA)

Most Free Throws Made:

- 30 vs. Baylor (1990 NIT)
- 29 vs. Jackson State (2010 NIT)
- 25 vs. Bowling Green (1963 NCAA)

Most Free Throws Attempted:

- 39 vs. Baylor (1990 NIT)
- 38 vs. Jackson State (2010 NIT)
- 36 vs. Oregon (2008 NCAA)
- 35 vs. Bowling Green (1963 NCAA)

Best Free Throw Percentage:

- 1.000 [6-6] vs. Syracuse (1996 NCAA)
- .852 [23-27] vs. Florida State (2007 NIT)
- .818 [9-11] vs. West Virginia (2007 NIT)

Most Rebounds:

- 51 vs. Bradley (2007 NIT)
- 51 vs. Bowling Green (1963 NCAA)
- 47 vs. Monmouth (2004 NCAA)

Most Assists:

- 22 vs. UMass (2012 NIT)
- 22 vs. Bradley (2007 NIT)
- 21 vs. Syracuse (1996 NCAA)
- 19 vs. Monmouth (2004 NCAA)

Most Turnovers:

- 21 vs. Syracuse (1996 NCAA)
- 20 vs. Virginia Commonwealth (1996 NCAA)
- 20 vs. UCLA (1995 NCAA)
- 20 vs. Santa Clara (1995 NCAA)

Most Blocked Shots:

- 10 vs. Bradley (2007 NIT)
- 10 vs. Baylor (1990 NIT)
- 8 vs. Utah (1995 NCAA)
- 7 vs. Mississippi Valley State (2007 NIT)
- 7 vs. Connecticut (1996 NCAA)
- 7 vs. Memphis (2008 NCAA)

Most Steals:

- 15 vs. Florida State (2007 NIT)
- 12 vs. Monmouth (2004 NCAA)
- 11 vs. Xavier (2004 NCAA)

MSU POSTSEASON BOX SCORES



2012 NIT

FIRST ROUND

UMass 101, Mississippi State 96

March 13, 2012 • Starkville, MS

Humphrey Coliseum (2,507)

UMass	FG	3FG	FT	RB	PT	A
Vinson	5-12	1-4	1-1	3	12	1
Putney	5-12	0-4	0-0	16	10	2
Carter	6-10	0-0	8-12	12	20	0
Williams	11-20	4-7	2-2	8	28	6
Morgan	3-12	2-6	0-0	6	8	4
Farrell	6-13	2-4	2-2	2	16	1
Esho	1-3	0-0	1-0	3	3	0
Riley	2-8	0-3	0-0	1	4	1
TOTALS	39-90	9-28	14-19	56	101	15

MSU

MSU	FG	3FG	FT	RB	PT	A
Sidney	1-4	0-1	1-2	3	3	1
Moultrie	12-23	2-5	8-9	6	34	3
Bost	5-12	3-7	7-8	6	20	13
Hood	3-12	2-7	0-0	8	8	4
Bryant	5-12	0-2	2-2	7	12	0
Steele	5-10	5-9	2-2	4	17	1
Lewis	1-2	0-0	0-0	4	2	0
D. Smith	0-0	0-0	0-2	0	0	0
TOTALS	32-75	12-31	20-25	41	96	22

Halftime score: UMass 41, MSU 31.

2010 NIT

FIRST ROUND

Mississippi State 81, Jackson State 67

March 16, 2010 • Starkville, MS

Humphrey Coliseum (4,433)

JSU	FG	3FG	FT	RB	PT	A
Burk	1-3	1-2	0-0	6	3	1
Jefferson	0-0	0-0	0-0	0	0	0
Melvin	3-6	0-2	2-2	2	8	2
Dixon	1-8	0-3	1-2	11	3	2
Johnson	9-23	6-14	8-10	5	32	2
Hanson	4-11	3-6	0-0	1	11	1
Blake	0-2	0-0	0-0	5	0	0
C. Williams	1-2	0-0	0-0	0	2	0
P. Williams	2-3	0-0	0-0	2	4	0
Swanier	0-1	0-0	0-0	1	0	0
Gregory	1-1	0-0	202	2	4	0
TOTALS	22-60	10-27	13-16	38	67	8

MSU	FG	3FG	FT	RB	PT	A
Augustus	4-7	3-6	2-2	5	13	0
Varnado	6-11	0-0	9-14	11	21	1
Johnson	1-6	0-5	2-2	1	4	1
Bost	4-8	2-6	8-10	4	18	6
Stewart	3-7	1-5	0-0	4	7	2
Osby	1-4	1-2	0-0	3	3	0
Parker	0-0	0-0	2-2	0	2	0
Benock	1-4	1-4	0-0	0	3	2
Luczak	0-0	0-0	1-2	1	1	0
Price	0-0	0-0	0-0	0	0	0
Turner	2-7	0-1	3-4	6	7	3
Lewis	0-0	0-0	0-0	0	0	0
Riek	0-0	0-0	2-2	0	2	0
TOTALS	22-54	8-29	29-38	35	81	15

Halftime score: MSU 32, JSU 23.

2010 NIT

SECOND ROUND

North Carolina 76, Mississippi State 74

March 20, 2010 • Starkville, MS

Humphrey Coliseum (9,471)

UNC	FG	3FG	FT	RB	PT	A
Thompson	4-8	0-0	0-0	5	8	2
Henson	6-11	0-0	0-0	8	12	3
Ginyard	3-7	0-3	0-2	6	6	3
Drew	2-5	1-3	0-0	1	5	6
Graves	6-10	4-6	1-1	3	17	0
Strickland	3-4	0-0	2-3	3	8	2
McDonald	3-8	0-2	1-1	0	7	1
Watts	0-1	0-0	0-0	2	0	0
Zear	2-5	0-0	2-2	2	6	0
Zeller	3-7	0-0	1-1	7	7	17
TOTALS	32-66	5-14	7-10	41	76	17

MSU	FG	3FG	FT	RB	PT	A
Augustus	2-4	0-1	0-1	2	4	1
Varnado	5-9	0-0	4-5	7	14	2
Johnson	4-11	4-6	1-2	6	13	1
Bost	4-10	3-9	3-4	5	14	4
Stewart	5-13	3-7	5-7	5	18	2
Osby	1-2	0-0	0-0	0	2	0
Benock	0-2	0-2	0-0	0	0	0
Turner	3-7	1-4	2-2	6	9	2
Lewis	0-0	0-0	0-0	0	0	0
TOTALS	24-58	11-29	15-21	32	74	12

Halftime Score: UNC 36, MSU 33.



This shot in the closing seconds by North Carolina's John Drew over the out-stretched arms of Jarvis Varnado gave the Tar Heels a 76-74 victory against Mississippi State in the second round of the 2010 NIT in Starkville.



MSU POSTSEASON BOX SCORES

2009 NCAA Tournament

FIRST ROUND

Washington 71, Mississippi State 58

March 20, 2009 • Portland, OR

Rose Garden (17,586)

MSU	FG	3FG	FT	RB	PT	A
Stewart	4-6	2-3	4-4	1	14	0
Turner	3-7	2-5	0-0	9	8	0
Varnado	3-7	0-0	1-2	3	7	0
R. Johnson	3-13	1-5	0-0	3	7	0
Bost	1-10	0-3	3-5	3	5	4
Beckham	0-0	0-0	0-0	0	0	0
Osby	1-1	0-0	1-2	2	3	0
Benock	0-0	0-0	0-0	0	0	0
Luczak	0-1	0-1	0-0	0	0	0
Augustus	4-9	0-1	1-2	8	9	0
Bolen	0-0	0-0	0-0	0	0	0
B. Johnson	1-5	0-0	3-4	6	5	1
TOTALS	20-59	5-18	13-19	36	58	5

UW	FG	3FG	FT	RB	PT	A
Pondexter	9-17	0-0	5-6	8	23	2
Brockman	4-8	0-0	2-5	14	10	1
Gant	2-4	0-0	0-0	4	4	0
Thomas	3-13	0-4	3-4	2	9	5
Dentmon	1-6	0-2	2-2	3	4	1
Overton	3-3	1-1	0-0	3	1	1
Bryan-Amaning	2-5	0-0	0-0	3	4	0
Suggs	0-0	0-0	0-0	0	0	0
Wallace	0-0	0-0	0-0	0	0	0
Holiday	0-2	0-0	2-2	0	2	0
Turner	3-4	1-2	0-0	1	7	3
Wolfiger	0-0	0-0	1-2	0	1	0
TOTALS	27-62	2-9	15-21	45	71	13

Halftime score: UW 38, MSU 27.

2008 NCAA TOURNAMENT

FIRST ROUND

Mississippi State 76, Oregon 69

March 21, 2008 • North Little Rock, AR

Alltel Arena (16,060)

UO	FG	3FG	FT	RB	A	PT
Hairston	7-17	3-8	5-6	7	0	22
Taylor	2-12	1-7	4-4	5	1	9
Leunen	5-11	1-6	2-2	7	2	13
Porter	5-17	4-13	4-5	4	5	18
Catron	1-2	0-1	1-2	3	2	3
Platt	0-0	0-0	0-0	0	0	0
Odia	1-3	0-2	0-0	2	2	2
Longmire	1-1	0-0	0-0	3	0	2
Viney	0-1	0-1	0-0	0	0	0
Brown	0-0	0-0	0-0	0	1	0
TOTALS	22-64	9-38	16-19	36	13	69

MSU	FG	3FG	FT	RB	A	PT
Hansbrough	2-5	0-3	1-2	4	3	5
Stewart	4-10	4-8	4-5	2	2	16
Rhodes	10-12	0-0	14-18	9	1	34
Varnado	5-7	0-0	1-2	8	1	11
Gordon	2-14	0-4	4-8	11	9	8
Johnson, Rav	0-1	0-1	0-0	1	0	0
Begley	0-0	0-0	0-0	0	0	0
Johnson, Bri	1-1	0-0	0-1	2	0	2
Turner	0-1	0-1	0-0	1	0	0
Bailey	0-0	0-0	0-0	0	0	0
TOTALS	24-51	4-17	24-36	40	16	76

Halftime Score: UO 38, MSU 28.

2008 NCAA TOURNAMENT

SECOND ROUND

Memphis 77, Mississippi State 74

March 23, 2008 • North Little Rock, AR

Alltel Arena (16,060)

MSU	FG	3FG	FT	RB	A	PT
Hansbrough	7-10	3-5	2-2	2	0	19
Stewart	1-12	0-6	2-3	5	1	4
Rhodes	7-14	0-0	0-1	10	1	14
Varnado	2-4	0-0	7-8	2	0	11
Gordon	7-16	4-7	3-6	11	5	21
Johnson, Rav	2-2	1-1	0-0	0	0	5
Johnson, Bri	0-2	0-0	0-0	1	1	0
Turner	0-0	0-0	0-0	0	1	0
Bailey	0-0	0-0	0-0	0	0	0
TOTALS	26-60	8-19	14-20	37	9	74

UM	FG	3FG	FT	RB	A	PT
Dozier	4-10	0-0	1-3	4	1	9
Dorsey	6-8	0-0	1-5	12	0	13
Anderson	1-5	0-3	2-6	4	4	4
Douglas-Rob	6-16	0-3	5-7	5	4	17
Rose	6-14	1-3	4-9	9	7	17
Taggart	0-3	0-1	2-2	7	1	2
Kemp	4-5	4-5	0-0	1	1	12
Allen	0-1	0-0	0-0	0	1	0
Mack	1-1	1-1	0-0	0	0	3
Robinson	0-0	0-0	0-0	0	0	0
TOTALS	28-63	6-16	15-32	45	19	77

Halftime Score: UM 36, MSU 27.

2007 NIT

FIRST ROUND

Mississippi State 82, Miss. Valley St. 63

March 13, 2007 • Starkville, MS

Humphrey Coliseum (5,501)

MVSU	FG	3FG	FT	RB	A	PT
Cannon	2-7	0-2	0-0	1	2	4
Bryant	2-5	0-0	0-2	8	0	4
Price	3-5	0-0	0-2	3	1	6
Snow	3-9	2-7	0-0	1	0	8
Clark	0-2	0-0	0-0	1	0	0
Parks II	1-1	1-1	0-0	0	0	3
Speech	3-9	0-1	0-0	4	2	6
Davis	1-3	0-1	0-0	1	3	2
Higgins	0-0	0-0	0-0	0	1	0
Lucas	7-10	0-0	8-11	4	0	22
Curry	0-2	0-0	2-2	1	1	2
Alexander	3-8	0-0	0-0	9	0	6
TOTALS	25-61	3-12	10-17	36	10	63

MSU	FG	3FG	FT	RB	A	PT
Delk, Rich	2-3	1-2	0-2	1	3	5
Slater	1-9	0-2	1-2	7	2	3
Rhodes	8-12	0-0	5-5	4	1	21
Delk, Reg	3-9	1-5	0-0	0	1	7
Gordon	8-12	2-4	0-2	9	8	18
Begley	0-3	0-2	0-0	0	0	0
Stewart	2-7	1-5	0-0	2	1	5
Iupe	0-0	0-0	0-0	0	0	0
Hansbrough	3-7	2-6	7-8	5	1	15
Rimmer	0-0	0-0	0-0	0	0	0
Varnado	3-3	0-0	2-3	5	0	8
Goodridge	0-2	0-0	0-2	2	0	0
Stelmach	0-1	0-0	0-0	2	0	0
TOTALS	30-68	7-26	15-24	41	17	82

Halftime Score: MSU 40, MVSU 24.

MSU POSTSEASON BOX SCORES



2007 NIT SECOND ROUND

Mississippi State 101, Bradley 72
March 17, 2007 • Starkville, MS
Humphrey Coliseum (5,733)

Bradley	FG	3FG	FT	RB	A	PT
Andrews.....	6-8	0-0	1-2	9	0	13
Franklin.....	4-13	3-5	4-4	3	5	15
Tauai.....	1-6	0-2	2-6	3	0	4
Crouch.....	4-10	3-8	1-2	1	4	12
Ruffin.....	4-11	1-5	2-2	5	5	11
Phillips.....	0-0	0-0	0-0	0	0	0
Salley.....	2-5	0-1	0-0	3	0	4
Warren.....	3-9	1-3	1-1	2	0	8
Adams.....	1-7	1-5	0-0	2	1	3
Lavin.....	0-1	0-1	0-0	1	0	0
Singh.....	1-1	0-0	0-0	1	1	2
Totals.....	26-71	9-30	11-17	32	16	72
MSU	FG	3FG	FT	RB	A	PT
Delk, Rich.....	3-5	0-2	0-0	3	4	6
Slater.....	6-10	1-2	0-0	8	1	13
Rhodes.....	7-10	0-0	3-4	8	0	17
Delk, Reg.....	5-10	3-6	2-4	3	2	15
Gordon.....	7-12	3-5	3-4	6	10	20
Begley.....	0-0	0-0	0-0	0	0	0
Stewart.....	4-9	4-7	1-2	4	0	13
Iupe.....	1-1	0-0	0-0	0	0	2
Hansbrough... 3-9	1-4	2-4	3	5	9	2
Varnado.....	3-7	0-1	0-0	12	0	6
Goodridge.....	0-0	0-0	0-0	0	0	0
Stelmach.....	0-0	0-0	0-0	0	0	0
Totals.....	39-73	12-27	11-18	51	22	101

Halftime Score: MSU 44, BU 38.

2007 NIT QUARTERFINALS

Mississippi State 86, Florida State 62
March 27, 2007 • Starkville, MS
Humphrey Coliseum (9,013)

FSU	FG	3FG	FT	RB	A	PT
Thornton.....	6-10	1-2	3-9	6	0	16
Echefu.....	0-2	0-1	0-0	5	1	0
Swann.....	10-17	9-13	2-2	5	0	31
Douglas.....	6-11	0-2	0-0	4	5	12
Rich.....	2-4	0-0	3-4	4	2	7
Mims.....	1-2	1-2	0-0	0	1	3
Allen.....	0-2	0-1	0-0	1	0	0
Breeden.....	0-1	0-0	0-1	1	0	0
Reid.....	1-1	0-0	0-0	4	1	2
Totals.....	26-50	11-21	8-16	31	10	71
MSU	FG	3FG	FT	RB	A	PT
Delk, Rich.....	3-5	1-2	0-0	3	1	7
Slater.....	4-12	2-7	3-3	3	0	13
Rhodes.....	5-9	0-0	4-6	6	0	14
Delk, Reg.....	1-5	0-4	0-0	2	1	2
Gordon.....	3-12	1-5	9-11	6	7	16
Begley.....	0-2	0-2	0-0	0	0	0
Stewart.....	3-7	1-4	3-3	3	1	10
Iupe.....	0-0	0-0	0-0	1	0	0
Hansbrough... 3-6	2-5	4-4	7	2	12	10
Varnado.....	5-5	0-0	0-0	2	0	10
Goodridge.....	1-1	0-0	0-0	2	0	2
Stelmach.....	0-2	0-1	0-0	0	0	0
Totals.....	28-66	7-30	23-27	39	12	86

Halftime Score: MSU 42, FSU 29.

2007 NIT SEMIFINALS

West Virginia 63, Mississippi State 62
March 27, 2007 • New York City, NY
Madison Square Garden (7,713)

WVU	FG	3FG	FT	RB	A	PT
Nichols.....	7-13	2-5	1-2	6	3	17
Young.....	6-13	4-8	0-0	6	1	16
Summers.....	2-6	0-0	0-0	9	1	4
Alexander.....	1-5	0-1	0-0	0	1	2
Ruoff.....	3-7	0-2	4-5	5	4	10
Smalligan.....	1-7	1-5	3-5	7	2	6
Butler.....	2-9	0-2	2-4	4	0	6
Mazzulla.....	1-3	0-0	0-0	1	1	2
Smith.....	0-0	0-0	0-0	0	0	0
Totals.....	23-63	7-23	10-16	41	13	63
MSU	FG	3FG	FT	RB	A	PT
Delk, Rich.....	3-7	0-2	2-2	3	0	8
Slater.....	7-12	3-5	1-1	9	1	18
Rhodes.....	4-12	0-1	2-2	10	1	10
Delk, Reg.....	2-5	2-4	0-0	2	1	6
Gordon.....	4-11	0-1	3-4	6	9	11
Hansbrough... 0-2	0-1	1-2	3	0	1	1
Stewart.....	3-7	2-5	0-0	2	1	8
Varnado.....	0-0	0-0	0-0	1	0	0
Totals.....	23-56	7-19	9-11	38	13	62

Halftime Score: MSU 32, WVU 28.

2005 NCAA TOURNAMENT First Round

Mississippi State 93, Stanford 70
March 18, 2005 • Charlotte, NC
Charlotte Coliseum (23,207)

MSU	FG	3FG	FT	RB	A	PT
Roberts.....	8-14	0-1	7-9	14	1	23
Power.....	4-8	2-4	4-5	6	3	14
Harper.....	2-6	0-1	4-4	3	3	8
Ervin.....	2-4	0-0	1-2	2	2	5
Frazier.....	7-9	6-8	0-0	2	0	20
Rhodes.....	1-1	0-0	2-2	1	0	4
Begley.....	0-0	0-0	0-0	0	0	0
Edmondson... 0-2	0-2	0-0	0	0	2	0
Cannon.....	0-1	0-0	0-0	1	1	0
Boler.....	1-1	1-1	2-2	0	0	5
Slater.....	3-4	0-0	0-0	3	0	6
Morgan.....	0-0	0-0	0-0	0	0	0
Stelmach.....	0-0	0-0	0-2	2	0	0
Campbell.....	4-7	0-0	0-0	4	1	8
Totals.....	32-57	9-17	20-26	39	13	93
Stanford	FG	3FG	FT	RB	A	PT
Washington... 4-5	0-0	4-8	1	0	12	1
Haryasz.....	5-17	0-3	4-5	9	3	14
Little.....	6-11	0-0	2-3	6	0	14
Hernandez... 5-12	3-8	4-4	3	4	17	1
Robinson.....	2-9	0-3	0-0	2	2	4
Finger.....	1-2	0-1	0-0	1	0	2
Haas.....	1-5	1-3	2-2	2	0	5
Prowitt.....	0-2	0-0	2-3	1	0	2
Totals.....	24-63	4-18	18-25	30	9	70

Halftime Score: MSU 44, Stanford 43.



MSU POSTSEASON BOX SCORES

2005 NCAA TOURNAMENT

Second Round

Duke 63, Mississippi State 55
March 20, 2005 • Charlotte, NC
Charlotte Coliseum (23,207)

MSU	FG	3FG	FT	RB	A	PT
Roberts	5-18	0-0	7-10	11	3	17
Power	1-6	0-1	1-2	5	1	3
Harper	7-12	2-2	1-2	6	0	17
Ervin	1-8	0-2	1-3	3	5	3
Frazier	2-10	2-8	1-4	4	0	7
Rhodes	1-1	0-0	0-0	2	0	2
Edmondson	0-2	0-0	0-0	1	0	0
Slater	1-2	0-0	0-0	0	0	2
Morgan	0-0	0-0	0-0	0	0	0
Campbell	2-3	0-0	0-0	2	0	4
Totals	20-62	4-13	11-21	39	9	55
Duke	FG	3FG	FT	RB	A	PT
Williams	5-12	0-0	3-6	15	0	13
Randolph	0-4	0-1	2-3	5	3	2
Redick	5-17	2-9	4-4	5	0	16
Ewing	7-13	4-7	4-4	4	3	22
Dockery	1-2	1-2	2-2	4	1	5
Melchionni	0-1	0-1	2-2	2	0	2
Nelson	1-1	1-1	0-0	2	1	3
Love	0-0	0-0	0-0	3	0	0
Johnson	0-0	0-0	0-0	0	0	0
Totals	19-50	8-21	17-21	43	8	63

Halftime Score: Duke 30, MSU 22.

2004 NCAA TOURNAMENT

FIRST ROUND

Mississippi State 85, Monmouth 52
March 19, 2004 • Orlando, FL
TD Waterhouse Centre (15,961)

Monmouth	FG	3FG	FT	RB	A	PT
Krayl	3-5	2-2	1-5	1	0	9
Hamilton	2-4	0-0	2-3	1	1	6
Boxler	2-5	0-0	0-0	3	0	4
Azzarelli	1-3	0-2	0-0	1	2	2
Byfield	4-10	4-8	0-0	2	1	12
Delic	1-4	1-4	0-0	0	0	3
Kaplan	1-2	1-2	0-0	1	2	3
Owens	0-3	0-1	0-0	0	0	0
Warner	0-1	0-1	0-0	0	0	0
Stephens	0-3	0-2	2-2	1	1	2
Alston	1-2	0-1	1-2	5	2	3
Hamlett	1-1	0-0	0-1	1	0	2
Kenny	1-4	1-4	0-0	1	1	3
Anderson	1-4	0-0	1-2	1	2	3
Totals	18-51	9-27	7-15	20	12	52
MSU	FG	3FG	FT	RB	A	PT
Roberts	6-9	2-3	5-5	4	2	19
Power	4-6	3-3	2-2	3	0	13
Vincent	4-4	0-0	6-10	11	1	14
Bowers	2-8	1-6	0-0	6	9	5
Frazier	1-6	1-5	0-0	3	3	3
Ervin	4-5	0-0	3-3	1	0	11
Buse	1-1	1-1	0-0	0	0	3
Boler	0-1	0-1	0-0	5	1	0
Slater	0-4	0-1	0-0	1	2	0
Morgan	1-1	0-0	0-1	2	0	2
Smith	1-2	0-0	0-0	2	1	2
Stelmach	2-4	0-2	1-2	5	0	5
Campbell	4-5	0-0	0-0	2	0	8
Totals	30-56	8-22	17-23	47	19	85

Halftime Score: MSU 46, Monmouth 34.

2004 NCAA TOURNAMENT

Second Round

Xavier 89, Bradley 74
March 21, 2004 • Orlando, FL
TD Waterhouse Centre (15,961)

Xavier	FG	3FG	FT	RB	A	PT
Cage	1-3	0-1	1-1	2	2	3
Doellman	5-10	2-4	1-1	8	3	13
Myles	3-7	0-0	2-4	14	1	8
Chalmers	11-13	4-4	5-6	2	2	31
Sato	4-10	2-3	2-2	7	2	12
Finn	6-9	5-7	5-9	1	3	22
Jackson	0-0	0-0	0-0	0	0	0
Christiansen	0-0	0-0	0-0	0	0	0
Cole	0-3	0-0	0-0	2	1	0
Caudle	0-0	0-0	0-0	0	0	0
Compton	0-0	0-0	0-0	0	0	0
Totals	30-55	13-19	16-23	38	14	89
MSU	FG	3FG	FT	RB	A	PT
Roberts	4-11	1-2	2-4	7	0	11
Power	6-11	3-6	1-2	3	2	16
Vincent	4-10	0-0	3-6	12	1	11
Bowers	6-14	2-7	1-2	1	5	15
Frazier	3-13	3-9	3-4	9	1	12
Ervin	3-8	0-1	3-3	2	5	9
Buse	0-0	0-0	0-0	0	0	0
Slater	0-0	0-0	0-0	0	0	0
Stelmach	0-2	0-1	0-0	0	0	0
Campbell	0-3	0-0	0-0	3	0	0
Totals	26-72	9-26	13-21	40	14	74

Halftime Score: Xavier 34, MSU 33.

2003 NCAA TOURNAMENT

First Round

Butler 47, Mississippi State 46
March 21, 2003 • Birmingham, AL
Birmingham-Jefferson Civic Center (16,467)

Butler	FG	3FG	FT	RB	A	PT
Monsereez	1-6	1-3	0-0	4	0	3
Curry	0-3	0-2	0-0	1	0	0
Cornette	4-7	0-0	1-2	6	1	9
Miller	5-12	2-7	2-2	2	4	14
Archev	2-6	2-4	2-2	4	0	8
Lightfoot	6-13	0-2	1-2	7	0	13
Horan	0-0	0-0	0-0	1	0	0
Sheets	0-0	0-0	0-0	0	0	0
Totals	18-47	5-18	6-8	26	5	47
MSU	FG	3FG	FT	RB	A	PT
Harper	0-5	0-2	2-2	5	0	2
Ignerski	0-6	0-3	0-0	3	1	0
Austin	8-12	1-1	1-4	10	0	18
Bowers	2-9	2-8	3-4	4	3	9
Zimmerman	1-5	0-3	2-4	1	5	4
Campbell	0-0	0-0	0-0	1	0	0
Frazier	3-5	3-4	0-0	1	0	9
Vincent	2-2	0-0	0-0	4	1	4
Totals	16-44	6-21	8-14	30	10	46

Halftime Score: Butler 28, MSU 25.

MSU POSTSEASON BOX SCORES



2002 NCAA TOURNAMENT

First Round

Mississippi State 70, McNeese State 58

March 15, 2002 • Dallas, TX

American Airlines Center (19,951)

McNeese	FG	3FG	FT	RB	A	PT
Perkins	1-6	0-1	2-2	6	0	4
Gentry	4-8	0-0	3-6	9	0	11
Brewer	2-5	0-0	3-7	5	0	7
Bryant	2-4	1-3	0-1	1	1	5
Williams	6-14	2-3	1-2	9	5	15
Lewis	2-5	0-0	1-1	0	2	5
Coleman	2-10	1-8	0-0	1	0	5
Jackson	2-4	0-0	0-1	2	0	4
Johnson	0-0	0-0	0-0	0	0	0
Garriet	1-2	0-1	0-0	0	0	2
Beik	0-0	0-0	0-0	0	1	0
Teeter	0-0	0-0	0-0	1	0	0
Khorokorin	0-0	0-0	0-0	0	0	0
Totals	22-58	4-16	10-20	38	9	58
MSU	FG	3FG	FT	RB	A	PT
Gholar	1-5	1-3	1-2	4	1	4
Ignerski	0-2	0-1	0-0	3	0	0
Austin	8-13	0-0	9-14	9	2	25
Zimmerman	3-6	0-0	4-4	5	4	10
Patterson	9-11	2-3	0-0	1	1	20
Goffer	0-1	0-0	0-0	1	0	0
Campbell	0-1	0-0	0-0	0	0	0
Gardner	0-0	0-0	0-0	0	0	0
Bowers	4-10	1-3	2-2	4	4	11
Stidham	0-0	0-0	0-0	0	0	0
Frazier	0-0	0-0	0-0	0	0	0
Harper	0-1	0-0	0-0	5	3	0
Carr	0-1	0-1	0-0	0	0	0
Smith	0-3	0-0	0-0	2	0	0
Totals	25-54	4-11	16-22	40	15	70

Halftime Score: MSU 31, McNeese 25.

2002 NCAA TOURNAMENT

Second Round

Texas 68, Mississippi State 64

March 17, 2002 • Dallas, TX

American Airlines Center (19,951)

Texas	FG	3FG	FT	RB	A	PT
Mouton	2-9	1-4	0-0	3	3	5
Erskin	8-9	0-0	1-1	4	0	17
Thomas	3-5	0-0	2-3	7	0	8
Ford	3-8	1-2	4-4	4	6	11
Ivey	2-5	1-4	5-6	5	2	10
Williams	0-2	0-0	0-0	2	2	0
Harris	2-4	1-3	1-1	1	1	6
Klotz	0-0	0-0	0-0	1	0	0
Ross	0-0	0-0	0-0	0	0	0
Boddicker	4-6	3-3	0-0	3	1	11
Totals	24-48	7-16	13-15	33	15	68
MSU	FG	3FG	FT	RB	A	PT
Gholar	3-4	2-3	0-1	2	2	8
Ignerski	3-8	1-5	5-5	3	1	12
Austin	5-8	0-0	2-2	6	1	12
Zimmerman	4-7	0-2	0-2	5	3	8
Patterson	2-5	0-2	0-1	2	0	4
Gardner	0-0	0-0	0-0	0	0	0
Bowers	5-13	2-8	3-4	2	0	15
Frazier	0-1	0-1	0-0	0	0	0
Harper	2-3	1-2	0-0	2	1	5
Smith	0-1	0-0	0-0	0	0	0
Totals	24-50	6-23	10-15	22	8	64

Halftime Score: Texas 41, MSU 29.

2001 NIT

First Round

Mississippi State 75, Southern Miss 68

March 14, 2001 • Starkville, MS

Humphrey Coliseum (4,895)

USM	FG	3FG	FT	RB	A	PT
Myles	7-10	2-3	4-6	5	3	20
Thompson	1-3	0-1	0-0	2	0	2
Jones	3-7	0-0	1-4	4	1	7
Cauthen	1-5	0-0	4-5	3	2	6
Wall	5-12	3-6	0-0	3	0	13
Meneses	0-0	0-0	0-0	0	0	0
Richardson	3-7	1-3	0-0	3	1	7
Henderson	0-3	0-0	1-2	6	0	1
Carter	0-4	0-1	2-2	3	0	2
Mims	2-8	2-6	0-0	8	1	6
Duncan	2-5	0-0	0-1	4	2	4
Totals	24-64	8-20	12-20	45	10	68
MSU	FG	3FG	FT	RB	A	PT
Patterson	7-13	1-3	6-9	5	1	21
Hamilton	4-9	0-1	0-0	8	1	8
Q. Smith	0-1	0-0	0-4	2	0	0
A. Jackson	3-8	1-4	4-4	0	1	11
Goffer	2-4	1-3	3-6	1	1	8
Billups	1-1	0-0	0-0	0	0	2
Bowers	1-2	0-1	0-0	1	0	2
Gholar	0-2	0-0	0-0	2	0	0
Zimmerman	5-10	0-0	1-2	8	3	11
Austin	4-9	0-0	4-6	4	3	12
Totals	27-59	3-12	18-31	37	10	75

Halftime Score: MSU 41, USM 27.

2001 NIT

Second Round

Mississippi State 66, Pittsburgh 61

March 19, 2001 • Pittsburgh, PA

Fitzgerald Field House (6,798)

MSU	FG	3FG	FT	RB	A	PT
Patterson	4-9	2-4	1-2	7	4	11
Hamilton	2-9	0-2	0-0	6	0	4
Q. Smith	5-5	0-0	0-0	3	1	10
A. Jackson	4-8	2-5	0-0	4	2	10
Goffer	0-1	0-1	2-2	0	0	2
Billups	0-0	0-0	0-0	1	0	0
Bowers	0-0	0-0	0-0	0	0	0
Gholar	3-4	2-3	0-0	2	3	8
Zimmerman	7-11	1-3	0-0	3	3	15
Austin	3-10	0-0	0-0	4	1	6
Totals	28-57	7-18	3-4	35	14	66
Pittsburgh	FG	3FG	FT	RB	A	PT
Zavackas	3-3	3-3	2-2	1	1	11
Greer	1-8	0-5	1-2	2	3	3
Hawkins	3-6	0-0	0-0	7	1	6
Knight	3-11	2-8	4-6	6	7	12
Page	5-12	3-9	0-0	1	1	13
Brown	2-5	0-1	7-7	4	1	11
Johnson	1-3	0-1	1-2	2	0	3
Morris	1-1	0-0	0-0	0	0	2
Totals	19-49	8-27	15-19	26	14	61

Halftime Score: MSU 27, Pitt 27.



MSU POSTSEASON BOX SCORES

2001 NIT

Third Round

Tulsa 77, Mississippi State 75
March 21, 2001 • Starkville, MS
Humphrey Coliseum (4,529)

Tulsa	FG	3FG	FT	RB	PT	A
Hill.....	2-5	1-4	0-0	2	2	5
Shelton.....	4-8	3-5	1-2	7	0	12
Johnson.....	5-8	1-2	5-10	6	2	16
Harrington.....	5-7	1-2	3-4	2	6	14
Swanson.....	3-6	1-2	2-3	4	2	9
Davis.....	1-2	0-0	0-0	2	0	2
Reed.....	6-10	3-4	2-4	1	3	17
Parker.....	0-4	0-1	0-0	1	0	0
Ledoux.....	0-0	0-0	0-0	0	0	0
Ingram.....	1-1	0-0	0-0	1	0	2
Totals.....	27-51	10-20	13-23	29	15	77
MSU	FG	3FG	FT	RB	A	PT
Patterson.....	5-10	4-7	6-6	5	2	20
Hamilton.....	3-10	0-4	3-5	13	0	9
Q. Smith.....	4-6	0-0	4-7	7	0	12
A. Jackson.....	2-14	0-8	2-5	2	3	6
Goffer.....	1-2	0-1	0-0	1	1	2
Billups.....	0-1	0-0	0-0	0	0	0
Bowers.....	0-1	0-1	0-0	0	0	0
Gholar.....	0-1	0-1	0-0	2	1	0
Zimmerman.....	4-6	1-1	5-5	5	3	14
Austin.....	6-11	0-0	0-1	4	0	12
Totals.....	25-62	5-23	20-29	42	10	75

Halftime Score: TU 38, MSU 31.

1999 NIT

First Round

Colorado State 69, Mississippi State 56
March 10, 1999 • Fort Collins, CO
Moby Arena (5,096)

MSU	FG	3FG	FT	RB	A	PT
Patterson.....	1-1	0-0	3-4	2	0	5
Hamilton.....	4-18	0-10	0-0	11	0	8
Washington.....	4-9	0-0	0-1	4	1	8
White.....	4-13	2-7	0-0	3	7	10
Myles.....	2-6	1-1	0-0	4	3	5
Gholar.....	2-3	2-3	2-5	6	0	8
Hyche.....	2-4	0-2	0-0	2	1	4
Boswell.....	1-2	0-0	0-0	0	0	2
Roberts.....	2-8	0-0	0-0	4	0	4
Jackson.....	1-3	0-0	0-2	3	0	2
Totals.....	23-67	5-23	5-12	43	12	56
CSU	FG	3FG	FT	RB	A	PT
Sivesind.....	6-9	4-7	0-0	3	3	16
Goodwyn.....	4-12	1-2	6-7	7	2	15
Ford.....	3-3	0-0	1-2	8	1	7
Palacio.....	1-13	0-3	1-2	5	2	3
McKanstry.....	5-14	1-4	3-3	3	4	14
Smith.....	0-1	0-1	0-0	1	0	0
Harris.....	0-1	0-0	2-2	0	0	2
Martin.....	0-0	0-0	0-0	0	0	0
Mayer.....	0-0	0-0	0-0	0	0	0
Patik.....	1-1	0-0	0-0	3	0	2
Fisher.....	3-4	0-0	4-6	8	0	10
Totals.....	23-58	6-17	17-22	41	12	69

Halftime Score: CSU 33, MSU 28.

1996 NCAA Tournament

First Round

Mississippi State 58, Va. Commonwealth 51
March 14, 1996 • Indianapolis, IN
RCA Dome (31,569)

VCU	FG	3FG	FT	RB	A	PT
Chappell.....	4-13	2-5	0-0	3	0	10
Hopkins.....	9-20	0-0	4-6	11	2	22
Byrd.....	1-5	0-0	3-6	2	1	5
Hamilton.....	1-5	0-4	0-0	3	4	2
Lee.....	1-7	1-5	0-0	6	2	3
Smith.....	0-3	0-0	0-0	3	0	0
Peabody.....	1-2	0-0	0-2	2	0	2
Reed.....	1-2	0-1	0-0	1	1	2
Talley.....	0-4	0-1	0-0	1	0	0
Marston.....	2-3	1-1	0-0	0	0	5
Totals.....	20-64	4-17	7-14	36	10	51
MSU	FG	3FG	FT	RB	A	PT
Jones.....	5-12	1-3	2-2	10	3	13
Walters.....	1-4	0-0	0-0	5	1	2
Dampier.....	6-9	0-0	1-2	7	0	13
Bullard.....	0-5	0-5	0-0	7	6	0
D. Wilson.....	5-14	2-4	3-4	5	1	15
Hughes.....	0-1	0-0	2-2	4	0	2
Hyche.....	3-6	2-4	0-0	3	1	8
Washington.....	2-3	0-0	1-3	2	0	5
Totals.....	22-54	5-16	9-13	46	12	58

Halftime Score: MSU 24, VCU 20.

1996 NCAA Tournament

Second Round

Mississippi State 63, Princeton 41
March 16, 1996 • Indianapolis, IN
RCA Dome (32,293)

Princeton	FG	3FG	FT	RB	A	PT
Doyal.....	3-5	1-3	0-1	4	2	7
Lewullis.....	0-5	0-4	0-0	1	0	0
Goodrich.....	5-13	2-5	2-2	2	3	14
Johnson.....	2-6	0-4	0-0	5	1	4
Henderson.....	4-10	2-6	1-1	2	3	11
Earl.....	0-2	0-2	0-0	1	1	0
Del-Toro.....	0-1	0-1	0-0	0	0	0
Mastaglio.....	1-1	1-1	0-0	0	0	3
Gregory.....	0-0	0-0	0-0	0	1	0
Rosenfeld.....	0-1	0-0	0-0	0	0	0
Hart.....	0-1	0-1	0-0	0	0	0
Hiite.....	1-1	0-0	0-0	0	0	2
Totals.....	16-46	6-27	3-4	15	11	41
MSU	FG	3FG	FT	RB	A	PT
Jones.....	5-10	1-2	0-0	7	0	11
Walters.....	0-1	0-0	0-0	4	1	0
Dampier.....	10-12	0-0	0-2	7	0	20
Bullard.....	3-6	0-3	2-4	6	9	8
D. Wilson.....	4-8	3-7	2-2	1	1	13
Hughes.....	0-0	0-0	2-2	3	1	2
Edmonson.....	1-1	1-1	2-2	1	0	5
Hyche.....	1-1	0-0	0-0	1	2	2
B. Wilson.....	0-1	0-1	0-0	0	0	0
Washington.....	0-0	0-0	0-0	3	0	0
Walton.....	0-0	0-0	2-2	0	1	2
Totals.....	24-40	5-14	10-14	34	15	63

Halftime Score: MSU 31, PU 20.

MSU POSTSEASON BOX SCORES



1996 NCAA Tournament
Sweet 16
Mississippi State 60, Connecticut 55
March 22, 1996 • Lexington, KY
Rupp Arena (23,890)

MSU	FG	3FG	FT	RB	A	PT
Jones.....	6-16	0-1	1-2	10	4	13
Walters.....	1-2	0-0	1-2	6	1	3
Dampier.....	6-15	0-0	3-4	8	2	15
Bullard.....	1-6	0-2	0-0	2	6	2
D. Wilson.....	9-14	7-11	2-2	2	0	27
Hughes.....	0-2	0-0	0-0	3	1	0
Hyche.....	0-1	0-1	0-0	0	0	0
Totals.....	23-56	7-15	7-10	35	14	60
UConn	FG	3FG	FT	RB	A	PT
King.....	4-9	0-0	0-0	8	1	8
Johnson.....	0-4	0-1	2-2	1	2	2
Knight.....	5-10	0-0	0-0	13	2	10
Sheffer.....	3-14	2-7	2-2	9	5	10
Allen.....	9-25	4-10	0-2	6	1	22
Jones.....	1-5	1-2	0-0	2	0	3
Hayward.....	0-0	0-0	0-0	1	0	0
Carson.....	0-1	0-0	0-0	0	0	0
Totals.....	22-68	7-20	4-6	45	11	55

Halftime Score: MSU 37, UC 25.

1996 NCAA Tournament
Semifinals
Syracuse 77, Mississippi State 69
March 30, 1996 • East Rutherford, NJ
Continental Airlines Arena (19,229)

MSU	FG	3FG	FT	RB	A	PT
Jones.....	6-16	2-8	2-2	6	2	16
Walters.....	5-9	0-0	0-0	6	0	10
Dampier.....	4-6	0-0	4-4	14	6	12
Bullard.....	4-9	3-7	0-0	5	8	11
D. Wilson.....	7-16	6-13	0-0	2	3	20
Washington.....	0-0	0-0	0-0	1	0	0
Hyche.....	0-0	0-0	0-0	1	1	0
Hughes.....	0-0	0-0	0-0	5	1	0
Totals.....	26-56	11-28	6-6	41	21	69
Syracuse	FG	3FG	FT	RB	A	PT
Burgan.....	6-11	2-4	5-6	7	2	19
Wallace.....	6-14	1-1	8-10	4	2	21
Hill.....	7-11	0-0	1-2	2	1	15
Sims.....	3-5	1-3	4-4	5	9	11
Cipolla.....	3-9	1-3	2-2	1	1	9
Reafsnyder.....	1-3	0-0	0-0	2	0	2
Janulis.....	0-2	0-1	0-0	0	0	0
Totals.....	26-55	5-12	20-24	21	15	77

Halftime Score: MSU 36, SU 36.

1996 NCAA Tournament
Regional Finals
Mississippi State 73, Cincinnati 63
March 24, 1996 • Lexington, KY
Rupp Arena (23,850)

MSU	FG	3FG	FT	RB	A	PT
Jones.....	9-17	2-6	3-3	13	0	23
Walters.....	0-2	0-0	1-2	10	0	1
Dampier.....	4-10	0-0	1-4	6	2	9
Bullard.....	3-7	1-3	4-7	4	3	11
D. Wilson.....	3-9	1-6	9-12	2	5	16
Washington.....	3-4	0-0	1-2	4	0	7
Hyche.....	2-2	1-1	0-0	0	1	5
Hughes.....	0-0	0-0	1-3	0	0	1
Totals.....	24-51	5-16	20-33	44	11	73
Cincinnati	FG	3FG	FT	RB	A	PT
Gregor.....	0-0	0-0	0-0	0	0	0
Fortson.....	6-15	0-0	12-16	13	2	24
Long.....	2-4	0-0	0-0	6	0	4
Flint.....	1-12	0-7	0-0	4	1	2
LeGree.....	5-8	1-1	0-2	5	4	11
Julson.....	1-2	0-0	1-2	2	0	3
Burton.....	6-20	5-16	0-0	3	2	17
Brannen.....	0-0	0-0	0-0	0	0	0
Monroe.....	1-2	0-0	0-0	2	0	2
Fletcher.....	0-0	0-0	0-0	0	0	0
Davis.....	0-0	0-0	0-0	0	2	0
Levett.....	0-2	0-2	0-0	0	0	0
Totals.....	22-65	6-26	13-20	38	11	63

Halftime Score: MSU 37, UC 29.


1995 NCAA TOURNAMENT
FIRST ROUND
Mississippi State 75, Santa Clara 67
March 17, 1995 • Boise, ID
BSU Pavilion (11,853)

Santa Clara	FG	3FG	FT	RB	A	PT
Dunne.....	4-9	0-1	3-4	5	1	11
Sedlock.....	4-7	1-2	0-0	2	2	9
Zurek.....	3-10	0-1	2-2	4	0	8
Nash.....	7-13	4-9	4-4	7	2	22
Garnett.....	5-11	1-5	0-0	4	2	11
Jones.....	0-0	0-0	0-0	0	0	0
Anderson.....	1-3	0-1	0-0	0	1	2
Pierce.....	0-3	0-0	1-2	1	0	1
Von Buchwaldt.....	0-1	0-0	0-0	1	0	0
Graves.....	1-1	0-0	1-1	1	0	3
Totals.....	25-58	6-19	11-13	29	8	67
MSU	FG	3FG	FT	RB	A	PT
Grant.....	3-8	2-6	0-0	2	5	8
Price.....	2-3	0-0	0-0	1	1	4
Dampier.....	4-6	0-0	5-7	9	0	13
Honore.....	6-8	4-5	0-2	1	2	16
D. Wilson.....	4-12	2-9	9-10	6	5	19
Bullard.....	2-3	1-2	0-0	2	0	5
Hughes.....	0-0	0-0	0-0	1	0	0
Walters.....	3-7	0-0	0-0	6	2	6
B. Wilson.....	2-3	0-0	0-0	0	0	4
Totals.....	26-50	9-22	14-19	30	15	75

Halftime Score: MSU 36, SCU 29.



MSU POSTSEASON BOX SCORES



The 1994-95 Mississippi State Bulldogs knocked off a Steve Nash-led Santa Clara club and a Keith Van Horn-paced Utah contingent in the 1995 NCAA West Regional in Boise, Idaho, to earn a Sweet Sixteen showing before bowing to the eventual national champion UCLA Bruins at the regional semifinals in Oakland, Calif.

1995 NCAA TOURNAMENT Second Round

Mississippi State 78, Utah 64
March 19, 1995 • Boise, ID
BSU Pavilion (11,886)

MSU	FG	3FG	FT	RB	A	PT
Grant	5-10	4-5	1-2	4	3	15
Price	0-2	0-0	0-0	5	2	0
Dampier	9-13	0-0	3-4	10	0	21
Honore	2-9	0-4	2-2	0	3	6
D. Wilson	10-20	2-8	10-10	7	1	32
Bullard	0-2	0-1	0-0	2	1	0
Hughes	1-1	0-0	0-0	3	0	2
Walters	1-4	0-0	0-2	8	0	2
B. Wilson	0-0	0-0	0-0	0	0	0
Totals	28-61	6-18	16-20	40	10	78
Utah	FG	3FG	FT	RB	A	PT
Carroll	1-2	1-2	2-2	1	1	5
Van Horn	8-20	0-3	5-5	6	0	21
Melmeth	2-7	0-0	0-0	4	2	4
Preston	3-4	0-0	0-0	3	2	6
Jessie	4-10	1-2	4-5	8	4	13
Rydalch	2-9	2-7	0-0	2	1	6
Hansen	0-0	0-0	0-0	0	0	0
Jensen	2-3	0-0	3-4	4	2	7
Doleac	1-10	0-0	0-1	8	0	2
Totals	23-65	4-14	14-17	40	12	64

Halftime Score: MSU 35, Utah 22.

1995 NCAA TOURNAMENT Sweet 16

UCLA 86, Mississippi State 67
March 23, 1995 • Oakland, CA
Oakland Coliseum-Arena (14,399)

MSU	FG	3FG	FT	RB	A	PT
Grant	1-8	0-5	0-0	10	3	2
Price	3-5	0-0	0-0	2	3	6
Dampier	4-4	0-0	3-4	4	1	11
Honore	2-10	2-7	0-0	4	5	6
D. Wilson	7-21	5-14	3-5	6	3	22
Bullard	3-9	2-6	2-2	3	2	10
Hughes	0-0	0-0	0-0	1	0	0
Walters	3-5	0-0	4-6	7	1	10
Young	0-0	0-0	0-0	0	0	0
B. Wilson	0-0	0-0	0-0	0	0	0
Totals	23-62	9-32	12-17	41	18	67
UCLA	FG	3FG	FT	RB	A	PT
E. O'Bannon	8-14	3-6	2-3	8	1	21
C. O'Bannon	3-7	0-1	3-4	5	2	9
Zidek	5-11	0-0	1-4	2	0	11
Edney	4-6	1-2	1-2	3	8	10
Bailey	3-11	0-2	6-9	5	2	12
Dollar	0-1	0-0	2-6	6	2	2
Myers	0-0	0-0	0-0	0	0	0
Dempsey	0-0	0-0	0-0	0	0	0
Nwankwo	0-1	0-0	4-4	0	1	4
Givens	2-2	0-0	0-0	2	0	4
Henderson	2-3	0-0	4-5	2	1	8
Johnson	1-2	0-0	3-6	3	1	5
Totals	28-58	4-11	26-43	39	18	86

Halftime Score: UCLA 40, MSU 19.

MSU POSTSEASON BOX SCORES



1994 NIT
First Round
Kansas State 78, Mississippi State 67
March 17, 1994 • Manhattan, KS
Bramlage Coliseum (2,690)

MSU	FG	3FG	FT	RB	A	PT
Price	1-2	0-0	0-0	1	0	2
Domingue	2-2	0-0	0-0	5	3	4
Dampier	4-10	0-0	5-9	8	0	13
Honore	4-12	3-7	3-7	3	2	14
Grant	1-6	1-6	0-0	1	3	3
D. Wilson	6-12	4-9	6-6	5	1	22
Dorsey	3-6	1-3	0-0	2	1	7
B. Wilson	0-1	0-0	0-0	3	0	0
Walters	0-2	0-0	2-2	2	0	2
Brooks	0-0	0-0	0-0	0	0	0
Totals	21-53	9-25	16-24	31	10	67

KSU	FG	3FG	FT	RB	A	PT
Davis	2-3	0-0	1-2	3	2	5
Noland	3-8	0-3	0-0	4	1	6
Cunningham	5-8	0-0	6-7	6	0	16
Beane	5-7	2-2	1-1	3	6	13
Jones	8-17	3-9	1-3	4	3	20
Gavin	4-6	0-0	0-1	5	2	8
Lucas	2-5	0-0	0-0	4	0	4
Lewis	0-1	0-0	0-0	0	0	0
Hamilton	2-3	0-1	0-0	2	1	4
Hill	1-1	0-0	0-0	2	0	2
Strickland	0-1	0-0	0-0	0	0	0
Warta	0-1	0-0	0-0	0	0	0
Schmidt	0-0	0-0	0-0	0	2	0
Mourning	0-0	0-0	0-0	0	0	0
Totals	32-61	5-15	9-14	34	17	78

Halftime Score: KSU 38, MSU 26.

1991 NCAA TOURNAMENT
First Round
Eastern Michigan 76, Mississippi State 56
March 15, 1991 • Syracuse, NY
Carrier Dome (14,436)

EMU	FG	3FG	FT	RB	A	PT
Hallas	4-6	0-0	1-1	6	3	9
Ca. Thomas	5-9	4-7	2-3	3	2	16
Kennedy	9-13	0-0	4-6	16	1	22
Ch. Thomas	2-6	2-5	3-4	4	6	9
Neely	6-16	0-0	5-8	7	5	17
Boykin	0-1	0-0	0-1	0	0	0
Lewis	0-1	0-0	1-2	1	3	1
Felder	0-1	0-0	0-0	0	1	0
Frasor	1-1	0-0	0-0	1	0	2
Pangas	0-0	0-0	0-0	1	0	0
Totals	27-54	6-12	16-25	43	21	76

CSU	FG	3FG	FT	RB	A	PT
Carter	6-19	1-5	0-0	6	3	13
Burns	8-18	0-1	6-8	7	2	22
Nichols	2-4	0-0	0-0	6	1	4
Hartsfield	2-8	1-3	0-0	2	4	5
Smith	1-4	0-0	0-0	4	3	2
Watts	3-7	2-3	2-2	3	2	10
Morris	0-0	0-0	0-0	0	0	0
Watson	0-0	0-0	0-0	0	0	0
Hooper	0-2	0-1	0-0	1	1	0
Peterson	0-0	0-0	0-0	0	0	0
Totals	22-62	4-13	8-10	31	16	56

Halftime Score: EMU 35, MSU 28.

1990 NIT
First Round
Mississippi State 84, Baylor 75
March 15, 1990 • Starkville, MS
Humphrey Coliseum (5,374)

Baylor	FG	3FG	FT	RB	A	PT
Denton	7-16	4-6	4-5	7	1	22
Jones	2-6	0-0	0-1	8	5	4
Holcombe	7-12	0-0	0-0	8	2	14
Wesley	5-14	2-7	5-6	4	3	17
Lindsey	1-2	0-0	0-0	1	1	2
Hunt	3-11	2-7	0-0	1	1	8
Chalmers	2-3	0-0	0-0	2	0	4
Schumacher	0-0	0-0	0-0	0	1	0
Christian	2-4	0-0	0-0	1	0	4
Totals	29-68	8-20	9-12	36	14	75

MSU	FG	3FG	FT	RB	A	PT
Carter	2-5	0-0	4-6	3	4	8
Burns	9-16	0-0	10-13	8	0	28
Merritt	2-5	1-2	0-1	11	4	5
Hartsfield	3-9	3-6	6-7	2	5	15
Watts	6-14	2-4	9-9	6	2	23
Nichols	0-1	0-0	1-2	4	0	1
Smith	1-2	0-0	0-0	0	0	2
Woodard	1-1	0-0	0-1	3	2	2
Peterson	0-0	0-0	0-0	0	0	0
Totals	24-53	6-12	30-39	38	17	84

Halftime Score: MSU 39, BU 32.

1990 NIT
Second Round
New Orleans 65, Mississippi State 60
March 19, 1990 • New Orleans, LA
Kiefer UNO Lakefront Arena (9,111)

MSU	FG	3FG	FT	RB	A	PT
Carter	6-7	1-1	2-2	5	4	15
Burns	6-14	0-0	4-5	5	0	16
Merritt	3-6	2-4	0-0	6	1	8
Hartsfield	2-10	1-4	2-2	3	2	7
Watts	1-5	0-3	3-4	2	3	5
Smith	0-3	0-0	2-2	3	0	2
Woodard	1-6	1-1	2-4	4	1	5
Nichols	1-1	0-0	0-1	4	0	2
Totals	20-52	5-13	15-20	34	11	60

UNO	FG	3FG	FT	RB	A	PT
Collins	6-8	0-0	5-5	3	0	17
Harris	6-11	0-0	10-13	6	1	22
Johnson	0-2	0-0	0-0	7	2	0
Clarke	2-4	2-3	0-0	0	8	6
Richardson	4-7	0-0	2-3	6	2	10
Bennett	1-5	0-1	3-4	0	0	5
Laiche	0-0	0-0	0-0	1	0	0
Dyer	2-5	0-1	0-0	1	1	4
Moore	0-1	0-0	1-2	1	0	1
Hill	0-0	0-0	0-0	0	0	0
Totals	21-43	2-5	21-27	28	14	65

Halftime Score: UNO 38, MSU 35.



MSU POSTSEASON BOX SCORES

1979 NIT
FIRST ROUND
 Alcorn State 80, Mississippi State 78
 March 8, 1979 • Starkville, MS
 Humphrey Coliseum (9,745)

Alcorn State	FG	FT	RB	A	PT
L. Smith	6-8	7-8	8	3	19
Monroe	8-14	0-0	9	1	16
C. Jenkins	3-5	0-0	3	3	6
Horton	4-13	0-0	1	3	8
R. Smith	3-13	0-0	4	0	6
J. Jenkins	5-11	1-1	1	1	11
Bell	1-2	0-0	2	2	2
Wyatt	4-4	0-0	1	0	8
Baker	2-4	0-0	0	0	4
Totals	36-74	8-9	30	13	80

Halftime Score: MSU 37, ASU 31.

1963 NCAA Tournament
Consolation Game
 Mississippi State 65, Bowling Green 60
 March 16, 1963 • East Lansing, MI
 Jenison Field House (12,143)

MSU	FG	FT	RB	PT
Mitchell	5-14	13-16	8	23
Brinker	2-6	3-3	10	7
Shows	2-5	1-3	7	5
Hutton	5-11	4-7	3	14
Stroud	5-13	3-3	2	13
Williams	0-5	1-2	6	1
Posey	0-1	0-0	2	0
Nichols	1-1	0-1	4	2
Totals	20-56	25-35	51	65

BG	FG	FT	RB	PT
Junior	3-12	3-3	5	9
Chatman	0-2	0-1	6	0
Thurmond	6-22	7-10	31	19
Haley	1-1	0-0	1	2
Kornives	7-26	6-7	2	20
Reynolds	0-3	0-0	0	0
Gilbert	1-3	2-3	2	4
Chapman	0-3	0-0	3	0
Pepin	2-3	0-0	1	4
Baker	1-5	0-0	1	2
Totals	21-80	18-24	60	60

Halftime Score: MSU 34, BGSU 26.

1963 NCAA TOURNAMENT
FIRST ROUND
 Loyola (Chicago) 61, Mississippi State 51
 March 15, 1963 • East Lansing, MI
 Jenison Field House (12,143)

MSU	FG	FT	RB	PT
Mitchell	6-10	2-5	11	14
Gold	3-9	5-7	3	11
Brinker	3-6	3-5	7	9
Hutton	5-9	0-2	1	10
Stroud	3-15	1-1	3	7
Nichols	0-0	0-0	0	0
Totals	20-49	11-20	35	51

Loyola	FG	FT	RB	PT
Harkness	7-11	6-7	9	20
Rouse	8-24	0-0	19	16
Hunter	3-13	6-7	10	12
Egan	1-9	0-1	1	2
Miller	5-9	1-1	4	11
Wood	0-0	0-0	1	0
Totals	24-66	13-16	48	61

Halftime Score: LU 26, MSU 19.

MSU SEC TOURNAMENT RECORDS



SEC TOURNAMENT HISTORY (27-49; 22-30 SINCE RENEWAL)

Year	Site	Opponent (Round)	Result	Year	Site	Opponent (Round)	Result
1933	Atlanta	Alabama (2nd)	W, 30-25	1991	Nashville	Tennessee (2nd)	L, 87-70
1933		Vanderbilt (Semis)	W, 48-36	1992	Birmingham	Vanderbilt (1st)	L, 77-55
1933		Kentucky (Finals)	L, 46-27	1993	Lexington	Georgia (1st)	L, 87-56
1934	Atlanta	Alabama (2nd)	L, 37-25	1994	Memphis	Tennessee (1st)	W, 73-69
1936	Knoxville	Kentucky (2nd)	L, 41-39	1994		Kentucky (2nd)	L, 95-76
1937	Knoxville	Georgia Tech (1st)	L, 43-30	1995	Atlanta	Florida (2nd)	L, 80-64
1938	Baton Rouge	Tennessee (1st)	L, 41-34	1996	New Orleans	Auburn (2nd)	W, 69-58
1939	Knoxville	Vanderbilt (1st)	L, 73-40	1996		Georgia (Semis)	W, 86-68
1940	Knoxville	Vanderbilt (1st)	L, 46-36	1996		Kentucky (Finals)	W, 84-73
1941	Louisville	Tennessee (1st)	L, 35-29	1997	Memphis	Vanderbilt-OT (1st)	L, 73-67
1942	Louisville	Tennessee (2nd)	L, 50-40	1998	Atlanta	Georgia (1st)	L, 79-76
1943	Louisville	Georgia Tech (2nd)	W, 48-41	1999	Atlanta	Vanderbilt (1st)	W, 76-58
1943		Kentucky (Semis)	L, 52-43	1999		Tennessee (2nd)	W, 62-56
1945	Louisville	Georgia Tech (2nd)	L, 60-33	1999		Arkansas-OT (Semis)	L, 84-79
1946	Louisville	Georgia (2nd)	L, 45-44	2000	Atlanta	Vanderbilt (1st)	L, 76-53
1947	Louisville	Georgia Tech (1st)	L, 65-52	2001	Nashville	South Carolina (1st)	L, 69-62
1948	Louisville	Tennessee (1st)	L, 73-52	2002	Atlanta	Florida (2nd)	W, 62-52
1949	Louisville	Tennessee (1st)	L, 73-46	2002		LSU (Semis)	W, 57-51
1950	Louisville	Tulane (1st)	W, 56-47	2002		Alabama (Finals)	W, 61-58
1950		Kentucky (2nd)	L, 56-46	2003	New Orleans	Ole Miss (2nd)	W, 73-64
1951	Louisville	Kentucky (1st)	L, 92-70	2003		LSU (Semis)	W, 76-61
1952	Louisville	LSU (1st)	L, 77-44	2003		Kentucky (Finals)	L, 64-57
1979	Birmingham	Georgia (1st)	L, 75-72	2004	Atlanta	Vanderbilt-OT (2nd)	L, 74-70
1980	Birmingham	Alabama (2nd)	L, 76-75	2005	Atlanta	Georgia (1st)	W, 76-65
1981	Birmingham	Vanderbilt (1st)	L, 71-58	2005		Florida (2nd)	L, 80-64
1982	Lexington	Auburn-OT (1st)	L, 38-36	2006	Nashville	South Carolina (1st)	L, 59-44
1983	Birmingham	Vanderbilt (2nd)	W, 76-61	2007	Atlanta	Kentucky-OT (2nd)	W, 84-82
1983		Alabama (Semis)	L, 51-50			Arkansas (Semis)	L, 81-72
1984	Nashville	Georgia (1st)	L, 52-49	2008	Atlanta	Alabama-OT (1st)	W, 69-67
1985	Birmingham	Alabama (2nd)	L, 42-31			Georgia (Semis)	L, 64-60
1986	Lexington	Vanderbilt (1st)	W, 62-54	2009	Tampa	Georgia (1st)	W, 79-60
1986		Auburn (2nd)	W, 65-63			South Carolina (2nd)	W, 82-68
1986		Alabama (Semis)	L, 77-65			LSU (Semis)	W, 67-57
1987	Atlanta	LSU (1st)	L, 68-54	2010	Nashville	Tennessee (Finals)	W, 64-61
1988	Baton Rouge	Georgia (1st)	L, 64-43			Florida (2nd)	W, 75-69
1989	Knoxville	Georgia (1st)	L, 83-68			Vanderbilt (Semis)	W, 62-52
1990	Orlando	Alabama (2nd)	L, 59-44	2011	Atlanta	Kentucky-OT (Finals)	L, 75-74
				2012	New Orleans	Vanderbilt (2nd)	L, 87-81
						Georgia (1st)	L, 71-61

INDIVIDUAL SUPERLATIVES

Most Points Scored:

- 30, Jeff Malone vs. Vanderbilt (3-11-83)
- 28, Dontae' Jones vs. Kentucky (3-10-96)
- 27, Detrick White vs. Arkansas (3-6-99)
- 27, Terry Lewis vs. Vanderbilt (3-11-83)

Most Field Goals Made:

- 12, Dontae' Jones vs. Kentucky (3-10-96)
- 12, Jeff Malone vs. Vanderbilt (3-11-83)
- 11, Terry Lewis vs. Vanderbilt (3-11-83)

Most Field Goals Attempted:

- 23, Jeff Malone vs. Alabama (3-12-83)
- 21, Jeff Malone vs. Vanderbilt (3-4-81)
- 20, Jeff Malone vs. Vanderbilt (3-11-83)

Most 3-Point Field Goals Made:

- 6, Timmy Bowers vs. LSU (3-15-03)
- 5, Marcus Grant vs. Kentucky (3-11-94)
- 4, Bart Hycbe vs. Vanderbilt (3-6-97)
- 4, Darryl Wilson vs. Kentucky (3-10-96)
- 4, Darryl Wilson vs. Georgia (3-9-96)
- 4, Darryl Wilson vs. Florida (3-10-95)
- 4, Reginald Boykin vs. Georgia (3-10-88)

Most 3-Point Field Goals Attempted:

- 11, Bart Hycbe vs. Vanderbilt (3-6-97)
- 10, Bart Hycbe vs. Georgia (3-5-98)
- 10, Marcus Grant vs. Kentucky (3-11-94)

Most Free Throws Made:

- 12, Darryl Wilson vs. Tennessee (3-10-94)
- 10, Timmy Bowers vs. Ole Miss (3-14-03)

Most Free Throws Attempted:

- 17, Darryl Wilson vs. Tennessee (3-10-94)
- 11, Cameron Burns vs. Tennessee (3-8-91)
- 11, Jamont Gordon vs. Alabama (3-14-08)

Most Rebounds:

- 15, Tyrone Washington vs. Arkansas (3-6-99)
- 14, Rickey Brown vs. Alabama (2-28-90)
- 12, Tyrone Washington vs. Vanderbilt (3-4-99)
- 12, Tyrone Washington vs. Vanderbilt (3-6-97)

Most Assists:

- 11, Derrick Zimmerman vs. LSU (3-15-03)
- 11, Dee Bost vs. Vanderbilt (3-11-11)
- 10, Tracy Taylor vs. Vanderbilt (3-5-86)
- 9, Marcus Bullard vs. Kentucky (3-10-96)
- 8, Detrick White vs. Vanderbilt (3-4-99)
- 8, Marcus Bullard vs. Auburn (3-8-96)
- 8, Tracy Taylor vs. Auburn (3-6-86)

Most Turnovers:

- 8, Jamont Gordon vs. South Carolina (3-9-06)
- 7, Four players [last: Derrick Zimmerman vs. Kentucky (3-16-03)]

Most Blocked Shots:

- 8, Kalpatrick Wells vs. Vanderbilt (3-11-83)
- 5, Dontae' Jones vs. Georgia (3-9-96)
- 4, Tyrone Washington vs. Vanderbilt (3-6-97)
- 4, Erick Dampier vs. Kentucky (3-10-96)
- 4, Erick Dampier vs. Georgia (3-9-96)
- 4, Kalpatrick Wells vs. Alabama (3-12-83)

Most Steals:

- 5, Derrick Zimmerman vs. LSU (3-9-02)
- 5, Tony Watts vs. Tennessee (3-8-91)
- 5, Barry Stewart vs. Alabama (3-14-08)
- 4, Ontario Harper vs. Florida (3-11-05)
- 4, David Domingue vs. Tennessee (3-10-94)
- 4, Chuck Evans vs. Georgia (3-11-93)
- 4, Terry Lewis vs. Vanderbilt (3-4-81)
- 4, Terry Lewis vs. Alabama (2-28-80)



MSU SEC TOURNAMENT RECORDS

TEAM SUPERLATIVES

Most Points Scored:

- 86 vs. Georgia (3-9-96)
- 84 vs. Kentucky (3-9-07)
- 84 vs. Kentucky (3-10-96)

Most Field Goals Made:

- 34 vs. Alabama (2-28-80)
- 34 vs. Georgia (2-28-79)

Most Field Goals Attempted:

- 72 vs. Arkansas (3-6-99)
- 72 vs. Tennessee (3-8-91)
- 69 vs. Vanderbilt (3-4-99)
- 69 vs. Vanderbilt (3-12-92)
- 69 vs. Alabama (2-28-80)

Best Field Goal Percentage:

- .636 [28-44] vs. Vanderbilt (3-11-83)
- .604 [32-53] vs. Georgia (3-9-96)
- .590 [23-39] vs. Ole Miss (3-14-03)

Most 3-Point Field Goals Made:

- 10 vs. LSU (3-15-03)
- 9 vs. Florida (3-11-05)
- 9 vs. Vanderbilt (3-12-04)
- 9 vs. Kentucky (3-10-96)
- 9 vs. Vanderbilt (3-11-11)

Most 3-Point Field Goals Attempted:

- 29 vs. Tennessee (3-8-91)
- 28 vs. Vanderbilt (3-9-00)
- 25 vs. Arkansas (3-10-07)
- 25 vs. Florida (3-11-05)
- 25 vs. Vanderbilt (3-12-04)

Best 3-Point Field Goal Percentage:

- 1.000 [3-3] vs. LSU (3-5-87)
- .600 [9-15] vs. Kentucky (3-10-96)

Most Free Throws Made:

- 29 vs. Tennessee (3-10-94)
- 23 vs. Mississippi (3-14-03)

Most Free Throws Attempted:

- 51 vs. Tennessee (3-10-94)
- 33 vs. Mississippi (3-14-03)

Best Free Throw Percentage (10 min.):

- .867 [13-15] vs. Alabama (3-7-86)
- .842 [16-19] vs. Georgia (3-9-96)

Most Rebounds:

- 53 vs. Arkansas (3-6-99)
- 51 vs. Vanderbilt (3-4-99)
- 48 vs. Tennessee (3-5-99)

Most Assists:

- 22 vs. Georgia (3-9-96)
- 20 vs. Kentucky (3-10-96)
- 20 vs. Auburn (3-6-86)

Most Turnovers:

- 25 vs. Georgia (3-9-96)
- 23 vs. Vanderbilt (3-6-97)

Most Blocked Shots:

- 11 vs. Vanderbilt (3-11-83)
- 10 vs. Georgia (3-9-96)

Most Steals:

- 12 vs. Tennessee (3-8-91)
- 11 vs. Kentucky (3-16-03)
- 11 vs. Tennessee (3-10-94)
- 11 vs. Georgia (3-11-93)

Note: The Mississippi State individual and team superlatives listed are from performances since the SEC Tournament was renewed in 1979.



Wendell Lewis gets the dunk at the 2012 SEC Tournament against Georgia in New Orleans.



Jalen Steele hits a 3-pointer at the 2012 SEC Tournament against Georgia in New Orleans.

MSU IN-SEASON TOURNAMENT HISTORY



1955-56
Carrousel Classic
 (Charlotte, NC)
 D. 19 Wake Forest..... 68-95 L
 D. 20 Davidson..... 89-82 W
 D. 21 Florida State (OT).... 79-71 W

1956-57
Evansville Holiday
 (Evansville, IN)
 D. 28 Denver..... 69-65 W

1957-58
Birmingham Classic
 (Birmingham, AL)
 D. 13 Miami (FL)..... 66-63 W
 D. 14 Auburn..... 52-37 W
All-Tourney: Bailey Howell (MVP), Jerry Keeton

MSU Holiday Tournament
 (Starkville, MS)
 D. 27 Ole Miss..... 66-53 W
 D. 28 Morehead State..... 46-41 W

1958-59
Sugar Bowl Tournament
 (New Orleans, LA)
 D. 29 Maryland..... 56-45 W
 D. 30 Memphis State..... 73-55 W
All-Tourney: Bailey Howell (MVP), Jerry Keeton

1959-60
Murray State Invitational
 (Murray, KY)
 D. 18 Baylor (OT)..... 70-61 W
 D. 19 Memphis State..... 62-79 L

Sugar Bowl Tournament
 (New Orleans, LA)
 D. 29 Western Kentucky ... 50-61 L
 D. 30 Virginia Tech..... 61-82 L

1961-62
Sugar Bowl Tournament
 (New Orleans, LA)
 D. 29 Maryland..... 64-62 W
 D. 30 LSU..... 73-51 W
All-Tourney: Red Stroud (MVP), Leland Mitchell

1962-63
Sugar Bowl Tournament
 (New Orleans, LA)
 D. 28 Houston (OT)..... 76-79 L
 D. 29 Xavier, OH..... 75-66 W
All-Tourney: Leland Mitchell, Red Stroud

1963-64
Bluebonnet Tournament
 (Houston, TX)
 D. 19 Houston..... 61-69 L
 D. 20 Texas A&M..... 54-58 L
All-Tourney: Stan Brinker

All-American Tournament
 (Owensboro, KY)
 D. 27 Virginia..... 68-81 L
 D. 28 George Washington 89-81 W

1964-65
Virginia Tech Invitational
 (Blacksburg, VA)
 D. 18 North Carolina..... 80-84 L
 D. 19 Virginia Tech..... 75-104 L

Magnolia Invitational
 (Jackson, MS)
 D. 29 Mississippi College... 57-72 L
 D. 30 Delta State..... 82-63 W

1965-66
Charlotte Invitational
 (Charlotte, NC)
 D. 28 Princeton..... 67-69 L
 D. 29 Davidson..... 60-72 L

1966-67
USM Invitational
 (Hattiesburg, MS)
 D. 7 Texas A&M..... 62-49 W
 D. 8 Southern Miss..... 72-63 W
All-Tourney: Gary Washington, David Williams

1967-68
Bluebonnet Classic (Houston, TX)
 D. 13 Montana State..... 73-81 L
 D. 14 George Washington 70-55 W
All-Tourney: Jim Martin

Gator Bowl Tournament
 (Jacksonville, FL)
 D. 27 Washington..... 80-82 L
 D. 28 Florida..... 66-65 W

1968-69
Bayou Classic (Lafayette, LA)
 D. 20 SW Louisiana..... 70-81 L
 D. 21 Hawaii..... 69-74 L
All-Tourney: Manuel Washington

Motor City Classic (Detroit, MI)
 D. 27 Detroit..... 62-86 L
 D. 28 Miami, OH..... 56-76 L

1969-70
Liberty Bowl Classic
 (Memphis, TN)
 D. 10 Memphis State..... 74-83 L
 D. 11 Arkansas (OT)..... 76-74 W
All-Tourney: Jack Bouldin

1970-71
Poinsettia Classic (Greenville, SC)
 D. 28 Furman..... 84-74 W
 D. 29 Arizona..... 75-77 L
All-Tourney: Jack Bouldin (MVP)

1971-72
Alabama Classic (Tuscaloosa, AL)
 D. 9 Southern Miss..... 77-73 W
 D. 10 South Florida..... 90-77 W

Marshall Invitational
 (Huntington, WV)
 D. 17 Marshall..... 69-95 L
 D. 18 Rhode Island..... 86-72 W

1972-73
Pacemaker Classic (Monroe, LA)
 D. 28 North Texas State.... 66-65 W
 D. 29 East Carolina..... 69-64 W
All-Tourney: Terry Kusnierz (MVP), Jerry Jenkins

Senior Bowl Tournament
 (Mobile, AL)
 J. 2 Michigan State..... 82-90 L
 J. 3 Hawaii..... 97-85 W
All-Tourney: Rich Knarr

1974-75
Show Me Classic (Columbia, MO)
 D. 6 Connecticut..... 89-87 W
 D. 7 Missouri..... 78-102 L
All-Tourney: Jerry Jenkins

Indiana Hall Of Fame Classic
 (Terre Haute, IN)
 D. 27 Southern Illinois..... 81-75 W
 D. 28 Indiana State..... 72-82 L
All-Tourney: Larry Fry, Jerry Jenkins, Rich Knarr

1975-76
Dayton Invitational (Dayton, OH)
 D. 19 Dayton..... 56-54 W
 D. 20 Long Beach State.... 70-57 W
All-Tourney: Gary Hooker (MVP), Ray White

1976-77
Old Dominion Classic
 (Norfolk, VA)
 D. 28 Wake Forest..... 88-83 W
 D. 29 Old Dominion..... 78-82 L
All-Tourney: Rickey Brown, Gary Hooker

1977-78
Lobo Invitational
 (Albuquerque, NM)
 D. 29 Syracuse..... 66-76 L
 D. 30 Vermont..... 79-50 W
All-Tourney: Rickey Brown

1978-79
Louisville Holiday Classic
 (Louisville, KY)
 D. 28 Oral Roberts..... 91-69 W
 D. 29 Louisville..... 80-73 W
All-Tourney: Ray White (MVP), Greg Grim

1979-80
Babe McCarthy Tournament
 (Biloxi, MS)
 N. 30 Cincinnati..... 87-72 W
 D. 1 Alcorn State..... 83-80 W
All-Tourney: Rickey Brown (MVP), Greg Grim

Dayton Invitational (Dayton, OH)
 D. 21 Iowa..... 62-81 L
 D. 22 Pacific..... 65-63 W
All-Tourney: Greg Grim

Senior Bowl Tournament
 (Mobile, AL)
 D. 27 Alcorn State..... 75-82 L
 D. 28 Rider..... 72-64 W
All-Tourney: Rickey Brown

1980-81
Sun Met Classic (Fresno, CA)
 D. 19 SW Louisiana..... 75-71 W
 D. 20 Fresno State..... 45-58 L
All-Tourney: Jeff Malone

Holiday Classic (Las Vegas, NV)
 D. 29 Portland..... 46-45 W
 D. 30 Nevada-Las Vegas.. 67-75 L
All-Tourney: Michael Green

1981-82
Kettle Classic (Houston, TX)
 D. 18 Houston..... 49-96 L
 D. 19 Clemson..... 32-59 L



MSU IN-SEASON TOURNAMENT HISTORY

1982-83

Krystal Classic (Chattanooga, TN)
 D. 17 UAB 67-47 W
 D. 18 UT-Chattanooga..... 54-62 L
All-Tourney: Jeff Malone

Sugar Bowl Tournament (New Orleans, LA)

D. 28 Tulane 51-47 W
 D. 29 SW Louisiana 65-56 W
All-Tourney: Jeff Malone (MVP), Terry Lewis, Kalpatrick Wells

1983-84

Winston Tire Classic (Los Angeles, CA)

D. 29 Memphis State 42-43 L
 D. 30 Southern California.. 57-55 W
All-Tourney: Kelvin Hildreth

1984-85

Sun Bowl Classic (El Paso, TX)

D. 28 Purdue..... 46-77 L
 D. 29 Wake Forest 65-67 L
All-Tourney: Chauncey Robinson

1985-86

Hoosier Classic (Indianapolis, IN)

D. 27 San Jose State..... 75-68 W
 D. 28 Indiana..... 43-74 L
All-Tourney: Chauncey Robinson

1986-87

Far West Classic (Portland, OR)

D. 26 San Jose State 57-62 L
 D. 28 SW Louisiana 56-62 L
 D. 29 Idaho (OT)..... 67-70 L

1987-88

Rainbow Classic (Honolulu, HI)

D. 27 Hawaii..... 68-53 W
 D. 29 Arizona State..... 69-70 L
 D. 30 Louisville..... 62-86 L

1988-89

USF&G Sugar Bowl Classic (New Orleans, LA)

D. 28 DePaul..... 60-62 L
 D. 29 Virginia 86-84 W
All-Tourney: Cameron Burns

1989-90

Century Cellunet Classic (Shreveport, LA)

N. 24 Northeast Louisiana 75-68 W
 N. 25 Centenary 96-80 W
All-Tourney: Cameron Burns (MVP), Robert Woodard

Connecticut Mutual Classic (Hartford, CT)

D. 29 Delaware 66-65 W
 D. 30 Connecticut 68-84 L
All-Tourney: Cameron Burns

1990-91


Palm Beach Classic (West Palm Beach, FL)

D. 27 Ohio State 80-82 L
 D. 28 Miami (FL) 67-74 L
All-Tourney: Cameron Burns

1991-92

Louisiana Classic Tip-Off (Lafayette, LA)

N. 29 Prairie View A&M..... 97-52 W
 N. 30 SW Louisiana (OT).. 86-77 W
All-Tourney: Eric Stevens, Tony Watts



Mississippi State won the 2009 Wooden Classic in Anaheim, Calif., after defeating UCLA, 72-54.

1992-93

Amana-Hawkeye Classic (Iowa City, IA)

D. 4 Long Island..... 61-52 W
 D. 5 Iowa..... 54-69 L
All-Tourney: Johnny Walker, Orient Watson

San Juan Shootout (San Juan, PR)

D. 20 Florida International 58-51 W
 D. 21 Southern Illinois..... 64-76 L
 D. 22 Eastern Michigan..... 74-58 W
All-Tourney: Orient Watson

1993-94

ASU-Tribune Classic (Tempe, AZ)

D. 28 Villanova..... 82-90 L
 D. 29 Northern Arizona 85-64 W

1994-95

Missoulian/Coca-Cola Classic XV (Missoula, MT)

D. 2 Colgate..... 80-76 W

D. 3 Montana (2OT)..... 90-85 W

All-Tourney: Erick Dampier (MVP), Marcus Bullard

Wyoming Cowboy Shootout (Casper, WY)

D. 27 St. Joseph's 76-66 W
 D. 28 W yoming..... 61-57 W
All-Tourney: Erick Dampier

1995-96

Far West Classic (Portland, OR)

D. 29 Oregon State..... 76-62 W
 D. 30 Nebraska..... 69-66 W
All-Tourney: Erick Dampier (MVP), Dontae' Jones, Darryl Wilson

1996-97

Franklin National Bank Classic (Lander, MD)

D. 8 George Washington 36-57 L
 D. 9 California 45-78 L

MSU IN-SEASON TOURNAMENT HISTORY



Puerto Rico Holiday Classic (San Juan, PR)

- D. 30 Bowling Green State 59-75 L
 - D. 31 Fresno State..... 62-60 W
 - J. 1 Old Dominion (OT) .. 71-72 L
- All-Tourney: Horatio Webster*

1997-98

Top Of The World Classic (Fairbanks, AK)

- N. 21 Alaska F'banks (2OT) 66-64 W
 - N. 22 Gonzaga..... 68-70 L
 - N. 23 SW Missouri State... 79-68 W
- All-Tourney: Horatio Webster, Detrick White*

Sierra Providence Sun Classic (El Paso, TX)

- D. 27 St. Joseph's..... 58-65 L
 - D. 28 Penn State..... 58-57 W
- All-Tourney: Detrick White*

1998-99

Golden Bear Classic (Oakland, CA)

- D. 21 SW Louisiana 58-60 L
- D. 22 Eastern Kentucky 75-62 W

Outrigger Hotels Rainbow Classic (Honolulu, HI)

- D. 28 Texas 77-81 L
- D. 29 Florida State..... 58-69 L
- D. 30 SW Louisiana 62-58 W

1999-2000

USBWA Hoop & Quill Classic (St. Charles, MO)

- N. 26 Valparaiso..... 59-68 L
- N. 27 Rutgers..... 69-74 L
- N. 28 Northwestern..... 70-65 W

Holiday Stores/Touch America Classic (Bozeman, MT)

- D. 29 Idaho 86-81 W
 - D. 30 Montana State 70-74 L
- All-Tourney: Tang Hamilton, Todd Myles*

2000-01

TIVO Preseason NIT

- N. 13 at California (OT)..... 76-83 L

Bank One Fiesta Bowl Classic (Tucson, AZ)

- D. 28 Louisiana-Lafayette. 90-80 W
 - D. 30 Arizona 75-74 W
- All-Tourney: Antonio Jackson (MVP), Marckell Patterson*

2001-02

Las Vegas Classic (Las Vegas, NV)

- D. 15 UL Monroe 104-67 W
 - D. 20 Richmond..... 74-72 W
 - D. 21 Cincinnati..... 56-90 L
 - D. 22 Illinois-Chicago..... 77-74 W
- All-Tourney: Mario Austin*

2004-05

Coaches vs. Cancer Classic (New York, NY)

- N. 11 Fairfield 53-49 W
 - N. 12 at B'ham-Southern... 55-48 W
 - N. 18 Syracuse..... 58-71 L
 - N. 19 Saint Mary's 67-54 W
- All-Tourney: Lawrence Roberts
All-Birmingham Regional: Winsome Frazier (MVP)*

2005-06

San Juan Shootout (Guaynabo, PR)

- D. 19 Liberty 78-67 W
 - D. 20 Akron..... 72-83 L
 - D. 21 Holy Cross 76-75 W
- All-Tourney: Jamall Edmondson, Jamont Gordon*

2007-08

Anaheim Classic (Anaheim, CA)

- N. 22 UC Irvine..... 68-53 W
 - N. 23 Southern Illinois 49-63 L
 - N. 25 Miami (OH)..... 60-67 L
- All-Tourney: Jamont Gordon*

2008-09

Legends Classic (Newark, NJ)

- N. 28 Washington State..... 52-63 L
- N. 29 Texas Tech 73-77 L

2009-10

South Padre Invitational (South Padre, TX)

- N. 27 Richmond..... 63-62 L
- N. 28 Old Dominion 69-55 W

Wooden Classic (Anaheim, Calif.)

- D. 12 UCLA..... 72-54 W

2010-11

Diamondhead Classic (Honolulu, HI)

- D. 22 Washington State..... 83-57 L
- D. 23 San Diego..... 69-52 W
- D. 25 Hawaii 68-57 L

2011-12

2K Sports Classic (New York City, NY)

- N. 17 Texas A&M 69-60 W
- N. 18 Arizona..... 67-57 W

MSU'S Tournament Titles (18)

- 2011 2K Sports Classic
 - 2009 Wooden Classic
 - 2000 Bank One Fiesta Bowl Classic
 - 1995 Ford Far West Classic
 - 1994 Wyoming Shootout
 - 1994 Missoulian Classic XV
 - 1991 Louisiana Classic Tip-Off
 - 1989 Century Cellunet Classic
 - 1982 Sugar Bowl Classic
 - 1979 Babe McCarthy Tournament
 - 1978 Louisville Holiday Classic
 - 1975 Dayton Invitational
 - 1972 Pacemaker Classic
 - 1971 Alabama Classic
 - 1966 USM Invitational
 - 1961 Sugar Bowl Tournament
 - 1958 Sugar Bowl Tournament
 - 1957 MSU Holiday Tournament
 - 1957 Birmingham Classic
- All-Time Tourney Record: 87-73**



Mississippi State won the 2011 2K Sports Classic at Madison Square Garden with wins against Arizona and Texas A&M.



MSU YEARLY RECORDS

MISSISSIPPI STATE IN THE 1910S: 64-25 (.719)

Season	Overall			SEC			SEC Finish	Coach
	W	L	Pct	W	L	Pct		
1908-09	5	5	.500					T.H. Werner
1910-11	2	4	.333					W.D. Chadwick
1911-12	9	0	1.000					E.C. Hayes
1912-13	11	1	.917					E.C. Hayes
1913-14	13	2	.867					E.C. Hayes
1914-15	8	6	.571					E.C. Hayes
1915-16	11	5	.688					E.C. Hayes
1916-17	6	4	.600					E.C. Hayes
1918-19	4	3	.571					E.C. Hayes

MISSISSIPPI STATE IN THE 1920S: 128-79 (.618)

1919-20	12	5	.706					E.C. Hayes
1920-21	10	6	.625					E.C. Hayes
1921-22	12	10	.545					E.C. Hayes
1922-23	15	4	.789					E.C. Hayes
1923-24	13	8	.619					E.C. Hayes
1924-25	14	9	.609					K.P. Gatchell
1925-26	14	8	.636					Bernie Bierman
1926-27	17	7	.708					Bernie Bierman
1927-28	13	7	.650					Ray G. Dauber
1928-29	8	15	.348					Ray G. Dauber

MISSISSIPPI STATE IN THE 1930S: 79-87 (.476); 39-53 (.424) SEC

1929-30	5	8	.385					Ray G. Dauber
1931-32	5	10	.333					Ray G. Dauber
1932-33	6	13	.316	3	9	.250	12th	Ray G. Dauber
1933-34	8	11	.421	4	8	.333	10th	Edwin Hale
1934-35	12	6	.667	5	5	.500	7th	Edwin Hale
1935-36	11	6	.647	9	5	.643	4th	Frank Carideo
1936-37	15	9	.625	6	7	.462	9th	Frank Carideo
1937-38	9	12	.429	7	9	.438	8th	Frank Carideo
1938-39	8	12	.400	5	10	.333	10th	Frank Carideo

MISSISSIPPI STATE IN THE 1940S: 78-94 (.453); 50-77 (.394) SEC

1939-40	9	6	.600	4	5	.444	9th	Stanfield Hitt
1940-41	12	10	.545	6	6	.500	8th	Stanfield Hitt
1941-42	13	7	.650	9	6	.600	6th	Stanfield Hitt
1942-43	14	8	.636	13	7	.650	4th	Stanfield Hitt
1944-45	5	13	.278	2	9	.182	T-10th	Stanfield Hitt
1945-46	5	14	.263	3	13	.188	12th	Stanfield Hitt
1946-47	10	11	.476	4	9	.308	T-9th	Stanfield Hitt
1947-48	6	12	.333	6	10	.375	9th	Paul Gregory
1948-49	4	13	.235	3	12	.200	12th	Paul Gregory

MISSISSIPPI STATE IN THE 1950S: 121-101 (.545); 61-80 (.433) SEC

1949-50	7	11	.389	6	10	.375	10th	Paul Gregory
1950-51	3	16	.158	2	12	.143	12th	Paul Gregory
1951-52	12	11	.522	4	10	.286	10th	Paul Gregory
1952-53	9	10	.474	5	8	.385	T-7th	Paul Gregory
1953-54	11	10	.524	5	9	.357	T-8th	Paul Gregory
1954-55	6	17	.261	2	12	.143	12th	Paul Gregory
1955-56	12	12	.500	6	8	.429	T-6th	Babe McCarthy
1956-57	17	8	.680	9	5	.643	T-3rd	Babe McCarthy
1957-58	20	5	.800	9	5	.643	T-3rd	Babe McCarthy
1958-59	24	1	.960	13	1	.929	1st	Babe McCarthy

MISSISSIPPI STATE IN THE 1960S: 141-115 (.551); 80-76 (.513) SEC

1959-60	12	13	.480	5	9	.357	9th	Babe McCarthy
1960-61	19	6	.760	11	3	.786	1st	Babe McCarthy
1961-62	24	1	.960	13	1	.929	T-1st	Babe McCarthy
1962-63	22	6	.786	12	2	.857	1st	Babe McCarthy
1963-64	9	17	.346	4	10	.286	11th	Babe McCarthy
1964-65	10	16	.385	6	10	.375	8th	Babe McCarthy
1965-66	14	11	.560	10	6	.625	T-3rd	Joe Dan Gold
1966-67	14	11	.560	8	10	.444	T-5th	Joe Dan Gold
1967-68	9	17	.346	5	13	.278	8th	Joe Dan Gold
1968-69	8	17	.320	6	12	.333	9th	Joe Dan Gold

MISSISSIPPI STATE IN THE 1970S: 134-127 (.513); 71-109 (.394) SEC

1969-70	6	18	.250	3	15	.167	10th	Joe Dan Gold
1970-71	15	10	.600	9	9	.500	T-4th	Kermit Davis
1971-72	13	13	.500	6	12	.333	T-7th	Kermit Davis
1972-73	11	15	.423	4	14	.222	T-9th	Kermit Davis
1973-74	16	10	.615	8	10	.444	7th	Kermit Davis
1974-75	9	17	.346	5	13	.278	8th	Kermit Davis
1975-76	13	13	.500	6	12	.333	8th	Kermit Davis
1976-77	14	13	.519	6	12	.333	T-6th	Kermit Davis
1977-78	18	9	.667	13	5	.722	2nd	Ron Greene
1978-79	19	9	.679	11	7	.611	T-3rd	Jim Hatfield



MISSISSIPPI STATE IN THE 1980S: 110-171 (.391); 55-125 (.306) SEC

1979-80	13	14	.481	7	11	.389	T-6th	Jim Hatfield
1980-81	8	19	.296	3	15	.167	10th	Jim Hatfield
1981-82	8	19	.296	4	14	.222	9th	Bob Boyd
1982-83	17	12	.586	9	9	.500	T-4th	Bob Boyd
1983-84	9	19	.321	4	14	.222	9th	Bob Boyd
1984-85	13	15	.464	9	9	.500	T-5th	Bobc Boyd
1985-86	8	22	.267	3	15	.167	10th	Bob Boyd
1986-87	7	21	.250	3	15	.167	10th	Richard Williams
1987-88	14	15	.483	6	12	.333	T-8th	Richard Williams
1988-89	13	15	.464	7	11	.389	8th	Richard Williams

MISSISSIPPI STATE IN THE 1990S: 177-125 (.586); 81-83 (.494) SEC

1989-90	16	14	.533	7	11	.389	T-8th	Richard Williams
1990-91	20	9	.690	13	5	.722	T-1st	Richard Williams
1991-92	15	13	.536	7	9	.438	(W)4th	Richard Williams
1992-93	13	16	.448	5	11	.313	(W)5th	Richard Williams
1993-94	18	11	.621	9	7	.563	(W)3rd	Richard Williams
1994-95	22	8	.733	12	4	.750	(W)T-1st	Richard Williams
1995-96	26	8	.765	10	6	.625	(W)1st	Richard Williams
1996-97	12	18	.400	6	10	.375	(W)T-3rd	Richard Williams
1997-98	15	15	.500	4	12	.250	(W)5th	Richard Williams
1998-99	20	13	.606	8	8	.500	(W)T-3rd	Rick Stansbury

MISSISSIPPI STATE IN THE 2000S: 211-115 (.647); 88-72 (.550) SEC

1999-00	14	16	.467	5	11	.313	(W)T-5th	Rick Stansbury
2000-01	18	13	.581	7	9	.438	(W)T-4th	Rick Stansbury
2001-02	27	8	.771	10	6	.625	(W)2nd	Rick Stansbury
2002-03	21	10	.677	9	7	.563	(W)1st	Rick Stansbury
2003-04	26	4	.867	14	2	.875	1st	Rick Stansbury
2004-05	23	11	.676	9	7	.563	(W)3rd	Rick Stansbury
2005-06	15	15	.500	5	11	.313	(W)4th	Rick Stansbury
2006-07	21	14	.600	8	8	.500	(W)T-1st	Rick Stansbury
2007-08	23	11	.676	12	4	.750	(W)1st	Rick Stansbury
2008-09	23	13	.639	9	7	.563	(W)3rd	Rick Stansbury

MISSISSIPPI STATE IN THE 2010S: 62-38 (.620); 26-22 (.542) SEC

2009-10	24	12	.667	9	7	.563	(W)T-1st	Rick Stansbury
2010-11	17	14	.548	9	7	.563	(W)2nd	Rick Stansbury
2011-12	21	12	.636	8	8	.500	T6th	Rick Stansbury

Note: Mississippi State University did not have a basketball team during the 1909-10, 1917-18, 1930-31 and 1943-44 seasons.

MISSISSIPPI STATE'S BASKETBALL HISTORY (1909-2012)

Seasons Overall	100
Games Played	2392
Games Won	1310
Games Lost	1082
Winning Percentage548
SEC Games Played	1248
SEC Games Won	551
SEC Games Lost	697
SEC Winning Percentage442
SEC Titles Won	6
SEC West Titles Won	7
SEC Tournament Titles Won	3
NCAA Tournament Appearances	10
NCAA Tournament Record	11-10
NIT Appearances	8
NIT Record	7-8



MSU COACHING HISTORY

<u>Coach (Alma Mater)</u>	<u>Yrs</u>	<u>Tenure</u>	<u>Overall</u>			<u>SEC</u>		
			<u>W</u>	<u>L</u>	<u>Pct</u>	<u>W</u>	<u>L</u>	<u>Pct</u>
T.H. Werner (Chicago)	1	1909	5	5	.500			
W.D. Chadwick (Marietta)	1	1911	2	4	.333			
E.C. Hayes (Albion)	12	1912-24	124	54	.697			
K.P. Gatchell (MSU)	1	1925	14	9	.609			
Bernie Bierman (Minnesota)	2	1926-27	31	15	.674			
Ray G. Dauber (Iowa)	5	1928-33	37	53	.411	3	9	.250
Edwin Hale (Miss. College)	2	1934-35	20	17	.541	9	13	.409
Frank Carideo (Notre Dame)	4	1936-39	43	39	.524	27	31	.466
Stanfield Hitt (Miss. College)	7	1940-47	68	69	.496	41	55	.427
Paul Gregory (MSU)	8	1948-55	58	100	.367	33	83	.284
Babe McCarthy (MSU)	10	1956-65	169	85	.665	88	54	.620
Joe Dan Gold (MSU)	5	1966-70	51	74	.408	32	56	.364
Kermit Davis (MSU)	7	1971-77	91	91	.500	44	82	.349
Ron Greene (Murray State)	1	1978	18	9	.667	13	5	.722
Jim Hatfield (East Tenn. State)	3	1979-81	40	42	.488	21	33	.389
Bob Boyd (Southern Cal)	5	1982-86	55	87	.387	29	61	.322
Richard Williams (MSU)	12	1987-98	191	163	.540	89	113	.441
Rick Stansbury (Campbellsville)	14	1999-2012	293	166	.638	122	102	.545
18 Head Coaches	100	1909-2012	1310	1082	.548	551	697	.442

Note: Mississippi State University did not have a basketball team during the 1909-10, 1917-18, 1930-31 and 1943-44 seasons.

OVERALL COACHING WINS

<u>Coach (Tenure)</u>	<u>Record</u>
1. Rick Stansbury (1999-2012)	293-166
2. Richard Williams (1987-98)	191-163
3. Babe McCarthy (1956-65)	169-85
4. E.C. Hayes (1912-24)	124-54
5. Kermit Davis (1971-77)	91-91
6. Stanfield Hitt (1940-47)	68-69
7. Paul Gregory (1948-55)	58-100
8. Bob Boyd (1982-86)	55-87
9. Joe Dan Gold (1966-70)	51-74
10. Frank Carideo (1936-39)	43-39

OVERALL COACHING TENURE

<u>Coach (Tenure)</u>	<u>Years</u>
1. Rick Stansbury (1999-2012)	14
2. Richard Williams (1987-98)	12
E.C. Hayes (1912-24)	12
4. Babe McCarthy (1956-65)	10
5. Paul Gregory (1948-55)	8
6. Kermit Davis (1971-77)	7
Stanfield Hitt (1940-47)	7
8. Bob Boyd (1982-86)	5
Joe Dan Gold (1966-70)	5
Ray G. Dauber (1928-33)	5

OVERALL WINNING PERCENTAGE

<u>Coach (Tenure)</u>	<u>Pct</u>	<u>Record</u>
1. E.C. Hayes (1912-24)	.697	124-54
2. Bernie Bierman (1926-27)	.674	31-15
3. Ron Greene (1978)	.667	18-9
4. Babe McCarthy (1956-65)	.665	169-85
5. Rick Stansbury (1999-2012)	.638	293-166
6. K.P. Gatchell (1925)	.609	14-9
7. Edwin Hale (1934-35)	.541	20-17
8. Richard Williams (1987-98)	.540	191-163
9. Frank Carideo (1936-39)	.524	43-39
10. Kermit Davis (1971-77)	.500	91-91
T.H. Werner (1909)	.500	5-5

SEC COACHING WINS

<u>Coach (Tenure)</u>	<u>Record</u>
1. Rick Stansbury (1999-2012)	122-102
2. Richard Williams (1987-98)	89-113
3. Babe McCarthy (1956-65)	88-54
4. Kermit Davis (1971-77)	44-82
5. Stanfield Hitt (1940-47)	41-55
6. Paul Gregory (1948-55)	33-83
7. Joe Dan Gold (1966-70)	32-56
8. Bob Boyd (1982-86)	29-61
9. Frank Carideo (1936-39)	27-31
10. Jim Hatfield (1979-81)	21-33

SEC WINNING PERCENTAGE

<u>Coach (Tenure)</u>	<u>Pct</u>	<u>Record</u>
1. Ron Greene (1978)	.722	13-5
2. Babe McCarthy (1956-65)	.620	88-54
3. Rick Stansbury (1999-2012)	.545	122-102
4. Frank Carideo (1936-39)	.466	27-31
5. Richard Williams (1987-98)	.441	89-113
6. Stanfield Hitt (1940-47)	.427	41-55
7. Edwin Hale (1934-35)	.409	9-13
8. Jim Hatfield (1979-81)	.389	21-33
9. Joe Dan Gold (1966-70)	.364	32-56
10. Kermit Davis (1971-77)	.349	44-82

OVERALL GAMES COACHED

<u>Coach (Tenure)</u>	<u>GC</u>	<u>Record</u>
1. Rick Stansbury (1999-2012)	459	293-166
2. Richard Williams (1987-98)	354	191-163
3. Babe McCarthy (1956-65)	254	169-85
4. Kermit Davis (1971-77)	182	91-91
5. E.C. Hayes (1912-24)	178	124-54
6. Paul Gregory (1948-55)	158	58-100
7. Bob Boyd (1982-86)	142	55-87
8. Stanfield Hitt (1940-47)	137	68-69
9. Joe Dan Gold (1966-70)	125	51-74
10. Ray G. Dauber (1928-33)	90	37-53



ALL-TIME ASSISTANT COACHES

Name (Title, Tenure)

Murray Arnold (Assistant 1979)
 Bill Ball (Assistant 1998-2000)
 Don Beasley (Assistant 1979)
 Jack Berkshire (Assistant 1966-73)
 Donnie Black (Graduate Assistant 1973)
 John Brady (Assistant 1983-90)
**George Brooks (Student Assistant 1996;
 Assistant 2010-present)**
 Mike Brown (Assistant 1982)
 Greg Carter (Assistant 1994-2001)
 Phil Cunningham (Assistant 2000-2012;
 Graduate Assistant 1992)
 Ed Davis (Graduate Assistant 1988-90)
 Kermit Davis (Assistant 1967-70)
 Kermit Davis, Jr. (Grad. Asst./Asst. 1983-84)
 Joe Dean (Graduate Assistant 1977)
 Mike Dill (Assistant 1974-78)
 David Draper (Graduate Assistant 1991)
 James Edwards (Freshman Coach 1962)
 Larry Eustachy (Assistant 1982-86)
 Dave Farrar (Assistant 1980-84)
 Dave Farris (Graduate Assistant 1975-76)
Wes Flanigan (Assistant 2013)
 Talvis Franklin (Coord. of Operations 2007-present)
 J.D. Gammel (Freshman Coach 1962-63)
 Joe Dan Gold (Freshman Coach 1964-65)
Adam Gordon (Coord. of Operations 2013)
 Marcus Grant (Assistant 2007-present;
 Coord. of BB Operations 2004-07)
 Philip Hatch (Graduate Assistant 1987)
Chris Hollender (Assistant 2013)
 Keith Hooper (Student Assistant 1992)
 Bailey Howell (Graduate Assistant 1972)
 John Hutchison (Freshman Coach 1961)
 Doug Hutton (Freshman Coach 1965)
 Edgar Jeffries (Graduate Assistant 1978-79)
 Joe Jenkins (Junior Varsity Coach 1976)
 Stan Jones (Assistant 2001-02)
 Jerry Keeton (Assistant 1960)
 Robert Kirby (Asst. 1989-93; 1998-2010)
 Kermit Koenig (Graduate Assistant 1985-86)
 Don Maestri (Assistant 1980)
 Richard Mathis (Assistant 1990-91)
 Jason McKay (Student Assistant 1990-92)
 Larry McKenzie (Assistant 1971-73)
 Owen Miller (Assistant 1994-97)
 Steve Newton (Associate 1974-78)
 Jeff Norwood (Graduate Assistant 1987)
 Wiley Peck (Assistant 1981)
 Butch Pierre (Graduate Assistant 1985-86)
 Ralph Radford (Assistant 1993-94)
 Duane Reboul (Assistant 1987-89)
 Ray Ross (Assistant 1979-80)
 John Sherman (Assistant 1997-98)
 Bobby Shows (Freshman Coach 1964)
 Jerry Simmons (Assistant 1956-66)
 Julius Smith (Assistant 1987-89)
 Rick Stansbury (Associate Head Coach 1994-98;
 Assistant 1990-94)
 Ricky Stone (Assistant 1991-94)
 Jimmy Taylor (Assistant 1980)
 Jim Tillette (Assistant 1989-90)
 Terry Truax (Assistant 1982-83)
 Mike Vosburgh (Graduate Assistant 1974)
 Sam Weaver (Assistant 2002-04)
 Mark White (Assistant 2004-07;
 Coord. of BB Operations 2002-04)
 Richard Williams (Assistant 1985-86)
 Darryl Wilson (Student Assistant 1997)
 Denny Wright (Assistant 1981)
 Arthur Zeno (Intern 1999-2000)



MSU LETTERMEN

A - - - - - A - - - - - A

Adams, John: 1979-80
 Alexander, J.H.: 1917, '19
 Allen, Donnell: 1981
 Anderson, Greg: 1992
 Anderson, M.G.: 1921-22-23
 Anderton, Bill: 1963-64
 Armstrong, C.H.: 1935-36-37
 Arnold, J.O.: 1946
 Ashmore, Jim: 1954-55-56-57
 Augustus, Kodi: 2008-09-10-11
 Austin, K.W.: 1924
 Austin, Mario: 2001-02-03

B - - - - - B - - - - - B

Bailey, Elgin: 2008-09-10-11
 Bailey, Shellie: 1956-57-58
 Ballard, Bernard: 1987
 Barbarian, J.T.: 1916
 Beard, V.G.: 1939-40-41
 Beckham, Twany: 2009-2011
 Beedle, Barry: 1971
 Begley, Billy: 2004-05, '07-08
 Bennett, Errol: 2004
 Benock, Riley: 2008-09-10-11
 Berkshire, Jack: 1960-61-62
 Berry, P.H.: 1926-27-28
 Biggs, Herb: 1965-66-67
 Biglane, O.J.: 1915-16
 Billups, T.J.: 1997, '99-00-01
 Black, Donnie: 1969-70-71
 Blakley, Anthony: 1986-87
 Blalock, Harold: 1952-53-54
 Blanton, E.R.: 1907
 Bledsoe, Jr., E.F.: 1942-43, '47
 Bledsoe, W.S.: 1943
 Bolen, Brandon: 2008-09-11
 Boler, Michael: 2004-05-06
 Bonner, T.W.: 1936-37
 Bost, Dee: 2009-10-11-12
 Boswell, Tyrus: 1999-00-01
 Bouldin, Jack: 1970-71-72
 Bower, W.R.: 1919-20
 Bowers, Timmy: 2001-02-03-04
 Boykin, Reginald: 1987-88-89
 Branch, Elmo: 1951-52-53
 Brandon, C.N.: 1916-17
 Brinker, Stan: 1962-63-64
 Brock, J.N.: 1946
 Brooks, George: 1992-93-94
 Brown, Raymond: 1985-86
 Brown, Rickey: 1977-78-79-80
 Brown, R.N.: 1932
 Brunson, M.: 1923
 Bruss, Bob: 1972
 Bryant, Brian: 2011-12
 Bryant, L.B.: 1920-21-22-23
 Bryant, Norman: 1955
 Bryant, R.B.: 1925-26-27
 Bryant, Rod: 2008-09
 Bullard, Marcus: 1995-96
 Burkes, H.: 1929-30
 Burns, Cameron: 1989-90-91
 Burns, J.S.: 1919
 Burress, M.T.: 1945
 Burrow, James: 1950-51-52
 Bury, P.H.: 1926-27-28

Buse, Dennis: 2004
 Byrne, Tony: 1956-57

C - - - - - C - - - - - C

Cameron, C.B.: 1922-23
 Campbell, C.: 1916
 Campbell, Marcus: 2002-03-04-05

Cannon, Seth: 2003, '05
 Carpenter, J.R.: 1946
 Carr, Brandon: 2002
 Carroll, Ryan: 1999
 Carter, Greg: 1988-89-90-91
 Cassibry, Slim: 1933-34-35
 Catha, L.C.: 1924
 Catledge, H.E.: 1937-38
 Caveness, Gary: 1985
 Caveness, Gerald: 1953-54
 Chadwick, A.R.: 1912
 Chadwick, E.B.: 1927-28
 Chambers, F.W.: 1939
 Chatham, Gene: 1960-61-62
 Cherry, John: 1952-53-54-55
 Chisolm, F.N.: 1907
 Chisolm, W.C.: 1945
 Chrestman, James: 1950
 Chumbler, Bill: 1965
 Clark, Chris: 1989
 Clark, S.J.: 1925
 Clarke, L.E.: 1914-15
 Clayton, D.G.: 1919
 Clayton, Reed: 2012
 Cochran, R.F.: 1933-34-35
 Coleman, Don: 1974-75-76-77
 Collums, W.T.: 1929
 Combs, Bill: 1970-71-72
 Conway, Jr., Eustace: 1940-41-42
 Cooke, George: 1952-53-54
 Cooley, J.A.: 1922
 Cooper, S.F.: 1912
 Corbell, Dean: 1951
 Courtney, Joe: 1988-89
 Cowherd, Stephen: 2003
 Craig, Walter V.: 1939-40-41
 Crews, Charlie: 1965-66-67
Cunningham, Tyson: 2012
 Cupit, Martin: 1974, '76-77

D - - - - - D - - - - - D

Daley, Dan: 1954
 Daley, Glenn: 1951
 Daley, Willard: 1948-49-50
 Dampier, Erick: 1994-95-96
 Davis, Kermit: 1957-58-59
 Davis, Jr., Kermit: 1982
 Davis, K.F.: 1915
 Davis, V.W.: 1913-14-15
 Davis, W.P.: 1916-17
 Dean, Joe: 1974-75-76
 Delk, Reginald: 2006-07
 Delk, Richard: 2006-07
 Dille, A.B.: 1912
 Dillon, Ervin: 1985-86
 Domingue, David: 1991-92-93-94
 Dorsey, Marlon: 1994
 Duncan, Wayne: 1953-54-55-56

E - - - - - E - - - - - E

Edmondson, Jamall: 2005-06

Edmonson, McKie: 1998
 Edwards, James: 1961
 Embry, Vince: 1992-93-94-95
 Ervin, Gary: 2004-05
 Ethridge, Bill: 1955-56-57
 Evans, Chuck: 1992-93

F - - - - - F - - - - - F

Farris, David: 1973-74
 Ferriss, Dave: 1941
 Filgo, L.C.: 1916
 Fisher, Bill: 1979
 Fisher, Dale: 1957-58-59
 Fitzgerald, Larry: 1977-78
 Fletcher, J.F.: 1911
 Floyd, Jr., D.B.: 1945
 Frazier, Winsome: 2002-03-04-05
 Fry, Larry: 1973-74-75
 Furman, H.B.: 1909

G - - - - - G - - - - - G

Gaddy, T.L.: 1914-15-16-17
 Galloway, W.H.: 1935-36
 Gammel, J.D.: 1961
 Gann, B.V.: 1946
 Gardner, Guy: 2001-02
 Garmon, J.H.: 1915-16-17
 Garrett, W.D.: 1945-46
 Garrison, Elmer: 1909
 Gaspard, Gary: 1979
 Gatchell, K.P.: 1921-22-23-24
 Gay, Chris: 2009
 Gholar, Michael: 1999-00-01-02
 Gilleland, R.V.: 1913
 Glasgow, Dave: 1960-61-62
 Glenn, W.R.: 1941
 Goffer, Roy: 2001-02
 Gold, Joe Dan: 1961-62-63
 Goodridge, Vernon: 2006-07
 Gordon, Jamont: 2006-07-08
 Grant, Marcus: 1992-93-94-95
 Graves, Jerry: 1959-60-61
 Green, Michael: 1981
 Gregory, Paul: 1930
 Griffith, Ward: 2001
 Grim, Greg: 1978-79-80
 Grissom, W.C.: 1937-38-39
 Guyton, John: 1968-69-70

H - - - - - H - - - - - H

Haarman, Dale: 1973
 Hale, P.A.: 1909
 Hall, Chris: 1986, '88-89
 Hall, Lorenza: 1976-77
 Hamilton, Tang: 1998-99-00-01
 Hampton, Walt: 1969, '71
 Hansbrough, Ben: 2007-08
 Hardy, S.L.: 1909
 Hargett, Herb: 1950-51
 Harper, Ontario: 2002-03, '05
 Harris, J.C.: 1928-29
 Harris, V.M.: 1927
 Harrison, G.P.: 1939-40
 Hartley, Glenn: 1967
 Hartness, R.A.: 1926-27-28
 Hartsfield, Doug: 1988-89-90-91
 Harvey, Ken: 1984-85
 Heiden, John: 1956-57-58



Hemphill, Howard: 1964-65
 Henderson, Hubert: 1985-86-87
 Hildreth, Kelvin: 1983-84
 Hodges, Randy: 1969-70-71
 Hogue, Paul: 1972
 Holcombe, Jacquiese: 2009
 Holland, J.I.: 1917
 Holliday, G.W.: 1928-29-30
 Holmes, Calvin: 1978
 Honore, T.J.: 1994-95
 Hood, Ricky: 1979-80
 Hood, Rodney: 2012
 Hooker, Gary: 1976-77-78
 Hooper, Keith: 1990-91
 Horne, L.T.: 1933
 House, Jr., C.B.: 1933-34-35
 Houston, Jack: 1952-53-54-55
 Howard, B.W.: 1946
 Howard, W.L.: 1943
 Howell, Bailey: 1957-58-59
 Hudek, Dave: 1974, '76
 Hughes, J.E.: 1941-42-43
 Hughes, L.H.: 1920-21-22-23
 Hughes, W.L.: 1920
 Hughes, Whit: 1995-96-97-98
 Hull, Charles: 1958-59-60
 Hutchison, John: 1959-60
 Hutton, Doug: 1962-63-64
 Hyche, Bart: 1996-97-98-99

I - - - - - I - - - - - I

Ignerski, Michal: 2002-03
 lupe, Joseph: 2007-08

J - - - - - J - - - - - J

Jackson, Antonio: 2000-01
 Jackson, Robert: 1999-00-01
 Jenkins, Jerry: 1973-74-75
 Jennings, Morley: 1911
 Johnson, Brian: 2008-09
 Johnson, E.C.: 1929-30
Johnson, Roque: 2012
 Johnson, Lloyd: 1956-57
 Johnson, Ravern: 2008-09-10-11
 Jones, Derrick: 1997
 Jones, Dontae: 1996
 Jones, E.B.: 1925-26-27
 Jones, E.W.: 1925-26
 Jones, Jr., W.J.: 1947
 Jordan, Randy: 1979-80

K - - - - - K - - - - - K

Kamphuis, Bill: 1977-78-79
 Kantner, John: 1974-75
 Keeton, Jerry: 1957-58-59
 Kilcline, Mike: 1978-79
 King, Don: 1968-69
 Kinney, H.C.: 1912, '14-15
 Knarr, Rich: 1973-74-75-76
 Koroneos, Taki: 1972-73-74
 Kusnierz, Terry: 1972-73-74

L - - - - - L - - - - - L

Ladner, Dennis: 1950
 Laird, R.F.: 1920-21-22, '25
 Lamb, John: 1911-12-13
 Lamon, Fred: 1951
 Lemon, Wayne: 1956-57

• Lewis, Terry: 1980-81-82-83
 • **Lewis, Wendell: 2010-11-12**
 • Lockhart, Greg: 1986-87-88-89
 • Lucado, F.M.: 1930
 • Luczak, Taylor: 2009-10-11-12

M - - - - - M - - - - - M

• Magee, W.J.: 1912-13
 • Malone, Jeff: 1980-81-82-83
 • Marshall, Joe: 1999
 • Martin, Jim: 1968-69-70
 • Martin, Mike: 1972
 • McArthur, Harry: 1914-15
 • McDougal, Lloyd: 1942-43, '45
 • McElveen, M.: 1928-29
 • McMahan, R.J.: 1937-38-39
 • McRaney, Mike: 1957-58
 • McWilliams, D.E.: 1915-16-17
 • McWilliams, W.K.: 1917-18
 • Meredith, A.J.: 1926-27
 • Meredith, W.R.: 1926-27-28
 • Merritt, Todd: 1988-89-90-91
 • Miller, D.C.: 1907
 • Miller, Jr., W.S.: 1942-43
 • Mingee, E.W.: 1911-12-13
 • Mitchell, Leland: 1961-62-63
 • Mitchell, Willie: 1909
 • Mitchell, W.M.: 1942
 • Moore, A.F.: 1939-40-41
 • Moore, R.A.: 1938
 • Moore, Trey: 1997-98
 • Moraes, A.F.: 1911
 • Morgan, Wesley: 2004-05-06
 • Morris, J.T.: 1921-22
 • Morris, Nate: 1991
 • Moss, Rick: 1975-76-77-78
 • Moultrie, Arnett: 2012
 • Mundie, James: 1977
 • Myer, C.S.: 1924
 • Myles, Todd: 1998-99-00

N - - - - - N - - - - - N

• Nash, Dudley: 1953-54-55-56
 • Nettles, W.R.: 1942-43, '47
 • Nichols, Aubrey: 1962-63-64
 • Nichols, Carl: 1988-89-90-91
 • Nichols, Chancellor: 1988-89
 • Nicholson, Jim: 1947-48-49-50
 • Niemann, Dave: 1974
 • Nix, J.C.: 1938
 • Noble, C.R. "Dudy": 1913-14-15
 • Noble, L.W.: 1921-22-23
 • Norris, B.E.: 1923-24-25
 • Norwood, Jeff: 1982, '84-85

O - - - - - O - - - - - O

• Oakley, G.E.: 1932
 • Oakley, George: 1960-61-62
 • Owens, Billy: 1951-52
 • Osby, Romero: 2009-10

P - - - - - P - - - - - P

• Pappenheimer, William: 1929
 • Parker, Charles: 2010-11-12
 • Pate, B.D.: 1929
 • Patterson, Marckell: 1999-00-01-02
 • Payne, Buddy: 1977-78
 • Payne, Tom: 1966-67-68

• Pearce, A.T.: 1943
 • Pearson, Johnny: 1970-71-72
 • Peck, Wiley: 1976-77-78-79
 • Peevey, Mack: 1946-47-48-49
 • Perkins, H.G.: 1921-22-23-24
 • Perkins, L.W.: 1934
 • Perry, Al: 1975-76-77-78
 • Person, Richard: 1983
 • Peters, Mark: 1985-86-87
 • Peterson, Ira: 1990-91
 • Peyton, Tim: 1981
 • Pierre, Butch: 1981-82-83-84
 • Pillow, G.D.: 1933, '35-36
 • Pinkston, J.F.: 1907
 • Pittman, Jr., O.W.: 1936-37-38
 • Pogue, Bill: 1953
 • Posey, Don: 1963-64-65
 • Power, Shane: 2004-05
 • Presley, K.B.: 1932
 • **Price, Baxter: 2010-11-12**
 • Price, Brian: 1994-95
 • Prince, F.M.: 1930
 • Prophet, R.L.: 1907
 • Pruett, Allan: 1968

R - - - - - R - - - - - R

• Ray, Jim: 1948-49
 • Redding, David: 1998
 • Reese, R.: 1916
 • Reeves, T.C.: 1930, '32
 • Reule, P.A.: 1913
 • Reynolds, H.H.: 1943, '47
 • Rhodes, Charles: 2005-06-07-08
 • Ricks, W.B.: 1926-27-28
 • Riek, John: 2010-11
 • Rimmer, Bernard: 2006-07
 • Ritchey, Jerry: 1955-56
 • Robbins, J.K.: 1914
 • Robbins, F.W.: 1917
 • Roberts, Lawrence: 2004-05
 • Roberts, Oral: 1998-99
 • Robinson, Chauncey: 1983-84-85-86
 • Robinson, Tony: 1984-85
 • Rogers, J.H.: 1915-16
 • Rowan, Bill: 1955
 • Russell, Bob: 1970-71

S - - - - - S - - - - - S

• Sapen, John: 1965-66-67
 • Schuberth, Tom: 1979-80-81
 • Shapiro, Bob: 1973-74-75
 • Sharpe, Walter: 2005
 • Shows, Bobby: 1961-62-63
 • Sidney, Renardo: 2011-12
 • Sikes, D.O.: 1923-24-25
 • Simmons, J.M.: 1909
 • Simmons, R.E.: 1911
 • Singer, Alex: 1960-61
 • Singletary, Bill: 1972-73-74
 • Slater, Dietric: 2004-05-06-07
 • Smith, Brad: 1990-91
 • Smith, C.G.: 1907
 • Smith, DeVille: 2012
 • Smith, Lincoln: 2000, '02-03-04
 • Smith, Paul: 1964-65-66
 • Smith, Quentin: 1997, 2000-01
 • Smith, Shaun: 2011-12



MSU LETTERMEN

Snyder, H.L.: 1943, '47
 Solomon, Carlene: 1942-43, '47
 Spraggins, H.F.: 1940-41-42
Jalen Steele: 2011-12
 Steele, M.D.: 1938
 Steinwedel, Steve: 1973-74-75
 Steinwinder, R.L.: 1907
 Stelmach, Piotr: 2004-05-06-07
 Stevens, Eric: 1992-93
 Stewart, Barry: 2007-08-09-10
 Stidham, Corey: 2002
 Stokes, H.A.: 1946
 Stone, H.L.: 1924-25-26
 Stone, O.P.: 1935-36-37
 Stone, Willie: 1934
 Stroman, Jeff: 1973-74-75-76
 Stroud, W.D. "Red": 1961-62-63
 Stubbs, H.T.: 1939-40
 Sylvester, C.W.: 1932
 Sylvester, E.P.: 1927

T - - - - - T - - - - - T

Tables, Clyde: 1987
 Taylor, L.B.: 1932-33
 Taylor, Tracy: 1984-85-86-87
 Thomas, D.J.: 1945-46
 Thomas, Ebb: 1911
 Thomas, Roger: 1960
 Thomas, Vandale: 1993
 Thompson, B.J.: 1942-43
 Treleaven, P.W.: 1915
 Treloar, Jr., J.C.: 1938
 Tribble, Frank: 1950

• Turman, O.L.: 1925
 • Turner, N.: 1923-24
 • Turner, Phil: 2008-09-10
 •
 • **U - - - - - U - - - - - U**
 • Usher, Ted: 1957-58-59
 •
 • **V - - - - - V - - - - - V**
 • Vance, Coyte: 1950-51-52
 • Varnado, Jarvis: 2007-08-09-10
 • Varnado, Norwood: 1951
 • Vernon, J.V.: 1919-20
 • Vincent, Branden: 2003-04
 • Vosburgh, Mike: 1972-73
 •
 • **W - - - - - W - - - - - W**
 • Wade, Chuck: 1967-68-69
 • Waits, F.A.: 1933-34
 • Walden, Buddy: 1965-66-67
 • Walker, Boyce: 1929-30, '32
 • Walker, Bubba: 1968-69-70
 • Walker, Johnny: 1992-93
 • Wall, J.S.: 1945-46
 • Walters, A.H.: 1946-47
 • Walters, J.F.: 1935-36-37
 • Walters, Russell: 1994-95-96
 • Walton, Jay: 1992, '94-95-96
 • Ward, R.B.: 1936-37
 • Washington, Gary: 1965-66-67
 • Washington, Manuel: 1967-68-69
 • Washington, Tyrone: 1996-97-98-99
 • Watkins, Jeff: 1972-73
 • Watson, Orien: 1991-92-93
 • Watts, Alton: 1948-49

• Watts, Tony: 1989-90-91-92
 • Webster, Horatio: 1997-98
 • Wells, Billy: 1953
 • Wells, Kalpatrick: 1980-81-82-83
 • Wentz, Bob: 1952-53
 • Wesson, Malcolm: 1971-72-73
 • West, B.G.: 1938-39
 • White, Detrick: 1998-99
 • White, Ray: 1976-77-78-79
 • White, Ron: 1980-81
 • Whyte, Mackey: 1982-83-84
 • Whyte, Mack: 1961-62
 • Willcutt, Sammy: 1970-71
 • Williams, Dave: 1966-67-68
 • Williams, Richie: 1963-64-65
 • Williams, Taylor: 1975-76
 • Wilsford, F.C.: 1939-40-41
 • Wilson, Bubba: 1993-94-95-96
 • Wilson, Darryl: 1994-95-96
 • Wilson, Johnny: 1972
 • Wilson, W.P.: 1921-22
 • Wofford, Jackie: 1963
 • Wood, Hoyt: 1950-51-52
 • Woodard, Robert: 1987-88-89-90
 • Wright, C.B.: 1932
 • Wright, Walter: 1975-76-77-78
 • Wulff, Jeff: 1984
 •
 • **Y - - - - - Y - - - - - Y**
 • Young, Jack: 1994-95
 •
 • **Z - - - - - Z - - - - - Z**
 • Zimmerman, Derrick: 2000-01-02-03

MSU Team Captains

1909:	H.B. Furman	1957:	Jim Ashmore	1994:	David Domingue,
1911:	Morley Jennings	1958:	Bailey Howell,		Marcus Grant
1912:	John Lamb		Jerry Keeton	1995:	Marcus Grant,
1913:	John Lamb	1959:	Kermit Davis,		T.J. Honore
1914:	H.C. Kinney		Bailey Howell,	1996:	Jay Walton,
1915:	Dudy Noble		Jerry Keeton		Darryl Wilson
1916:	T.L. Gaddy	1960:	Jerry Graves,	1997:	Game Captains
1917:	C.N. Brandon		Charles Hull	1998:	Horatio Webster
1919:	J.H. Alexander	1961:	Jack Berkshire,	1999:	Bart Hyche,
1920:	J.V. Vernon		Jerry Graves		Tyrone Washington,
1921:	R.F. Laird	1962:	Jack Berkshire		Detrick White
1922:	R.F. Laird	1963:	Joe Dan Gold	2000:	T.J. Billups,
1923:	M.G. Anderson	1964:	Doug Hutton		Todd Myles
1924:	K.P. Gatchell	1965:	Don Posey,	2001:	T.J. Billups,
1925:	R.F. Laird		Gary Washington		Antonio Jackson
1926:	H.L. Stone	1966:	Paul Smith,	2002:	Guy Gardner,
1927:	R.B. Bryant		Gary Washington		Michael Gholiar,
1928:	R.A. Hartness	1967:	John Sapen,	2003:	Derrick Zimmerman
1929:	J.C. Harris		Gary Washington		Timmy Bowers,
1930:	G.W. Holliday	1968:	Tom Payne,		Derrick Zimmerman
1932:	Boyce Walker		Dave Williams	2004:	Timmy Bowers,
1933:	L.B. Taylor	1969:	Manuel Washington		Branden Vincent
1934:	F.A. Waits	1970:	Jim Martin	2005:	Ontario Harper,
1935:	Slim Cassibry	1971:	Donnie Black		Shane Power,
1936:	Game Captains	1972:	Jack Bouldin		Lawrence Roberts
1937:	O.P. Stone	1973:	Malcolm Wesson	2006:	Billy Begley,
1938:	O.W. Pittman	1974:	Terry Kusnierz		Jamall Edmondson,
1939:	Game Captains	1975:	Jerry Jenkins		Wesley Morgan
1940:	Walter V. Craig	1976:	Al Perry	2007:	Billy Begley,
1941:	Walter V. Craig	1977:	Wiley Peck,		Jamont Gordon,
1942:	Eustace Conway		Al Perry		Charles Rhodes
1943:	J.E. Hughes	1978:	Wiley Peck,	2008:	Brian Johnson,
1945:	Lloyd McDougal		Al Perry		Barry Stewart,
1946:	Mack Peevey	1979:	Wiley Peck,		Jarvis Varnado
1947:	Carlene Solomon		Ray White	2009:	Dee Bost
1948:	Red Nicholson	1980:	Rickey Brown		Barry Stewart
1949:	Mack Peevey	1981:	Ron White		Jarvis Varnado
1950:	Herbert Hargett	1982:	Jeff Malone	2010:	Elgin Bailey
1951:	Herbert Hargett	1983:	Jeff Malone		Riley Benock
1952:	Coyte Vance	1984:	Kelvin Hildreth	2011:	Dee Bost
1953:	Elmo Branch	1985:	Ken Harvey,		Brian Bryant
1954:	Gerald Caveness		Jeff Norwood		Taylor Luczak
1955:	Jack Houston	1986:	Chauncey Robinson		
1956:	Wayne Duncan	1987-93:	Game Captains		

MSU ALL-TIME TEAM AWARDS



BABE MCCARTHY MEMORIAL AWARD

The Babe McCarthy Memorial Award was presented annually to the Bulldog player who best exemplifies the highest traits of character, leadership, desire and hustle.

- 1975-76: Joe Dean
- 1976-77: Wiley Peck
- 1977-78: Wiley Peck
- 1978-79: Wiley Peck
- 1979-80: Rickey Brown
- 1980-81: Ron White
- 1981-82: Mackey Whyte & Jeff Norwood
- 1982-83: Jeff Malone
- 1983-84: Mackey Whyte & Jeff Norwood
- 1984-85: Gary Caveness
- 1985-86: Mark Peters
- 1986-87: Mark Peters
- 1987-88: Robert Woodard
- 1988-89: Chris Hall
- 1989-90: Robert Woodard
- 1990-91: Greg Carter
- 1991-92: Tony Watts
- 1992-93: Orien Watson
- 1993-94: David Domingue
- 1994-95: Marcus Grant
- 1995-96: Darryl Wilson
- 1996-97: McKie Edmonson
- 1997-98: McKie Edmonson & Whit Hughes
- 1998-99: Detrick White
- 1999-00: T.J. Billups
- 2000-01: T.J. Billups
- 2001-02: Guy Gardner
- 2002-03: Derrick Zimmerman
- 2003-04: Timmy Bowers
- 2004-05: Shane Power

BAILEY HOWELL REBOUNDED AWARD

- 1978-79: Wiley Peck
- 1979-80: Rickey Brown
- 1980-81: Kalpatrick Wells
- 1981-82: Kalpatrick Wells
- 1982-83: Kalpatrick Wells
- 1983-84: Kelvin Hildreth
- 1984-85: Raymond Brown
- 1985-86: Chauncey Robinson
- 1986-87: Hubert Henderson
- 1987-88: Carl Nichols
- 1988-89: Cameron Burns
- 1989-90: Cameron Burns
- 1990-91: Greg Carter
- 1991-92: Johnny Walker
- 1992-93: Johnny Walker
- 1993-94: Erick Dampier
- 1994-95: Erick Dampier
- 1995-96: Erick Dampier
- 1996-97: Tyrone Washington
- 1997-98: Tyrone Washington
- 1998-99: Tyrone Washington
- 1999-00: Robert Jackson
- 2000-01: Tang Hamilton
- 2001-02: Mario Austin
- 2002-03: Mario Austin
- 2003-04: Lawrence Roberts
- 2004-05: Lawrence Roberts

BEST OFFENSIVE PLAYER AWARD

- 1978-79: Rickey Brown
- 1979-80: Rickey Brown
- 1980-81: Jeff Malone
- 1981-82: Jeff Malone
- 1982-83: Jeff Malone
- 1983-84: Kelvin Hildreth
- 1984-85: Ken Harvey
- 1985-86: Chauncey Robinson
- 1987-88: Reginald Boykin

- 1988-89: Cameron Burns
- 1989-90: Cameron Burns
- 1990-91: Cameron Burns
- 1991-92: Tony Watts
- 1992-93: Chuck Evans
- 1993-94: Darryl Wilson
- 1994-95: Darryl Wilson
- 1995-96: Darryl Wilson
- 1996-97: Horatio Webster
- 1997-98: Horatio Webster
- 1998-99: Detrick White
- 1999-00: Tang Hamilton
- 2000-01: Antonio Jackson
- 2001-02: Mario Austin
- 2002-03: Mario Austin
- 2003-04: Lawrence Roberts
- 2004-05: Lawrence Roberts

BEST DEFENSIVE PLAYER AWARD

- 1978-79: Ray White
- 1979-80: Kalpatrick Wells
- 1980-81: Kalpatrick Wells
- 1986-87: Anthony Blakley
- 1987-88: Greg Lockhart
- 1988-89: Greg Lockhart
- 1989-90: Greg Carter
- 1990-91: Greg Carter
- 1991-92: Orien Watson
- 1992-93: Orien Watson
- 1993-94: Marcus Grant
- 1994-95: Erick Dampier
- 1995-96: Erick Dampier
- 1996-97: Tyrone Washington
- 1997-98: Detrick White
- 1998-99: Tyrone Washington
- 1999-00: Michael Gholar
- 2000-01: Derrick Zimmerman
- 2001-02: Michael Gholar
- 2002-03: Derrick Zimmerman
- 2003-04: Brandon Vincent
- 2004-05: Winsome Frazier

MOST IMPROVED PLAYER AWARD

- 1981-82: Butch Pierre
- 1982-83: Chauncey Robinson
- 1983-84: Tony Robinson
- 1984-85: Raymond Brown
- 1985-86: Mark Peters
- 1986-87: Reginald Boykin
- 1987-88: Chancellor Nichols
- 1988-89: Tony Watts
- 1989-90: Todd Merritt
- 1990-91: Keith Hooper
- 1991-92: David Domingue
- 1992-93: Marcus Grant
- 1993-94: Bubba Wilson
- 1994-95: Brian Price
- 1995-96: Dontae' Jones
- 1996-97: Trey Moore
- 1997-98: Oral Roberts
- 1998-99: Tang Hamilton
- 1999-00: Robert Jackson
- 2000-01: Quentin Smith
- 2001-02: Mario Austin & Derrick Zimmerman
- 2002-03: Timmy Bowers
- 2003-04: Brandon Vincent
- 2004-05: Wesley Morgan & Dietric Slater

MOST ASSISTS AWARD

- 1978-79: Tom Schuberth
- 1979-80: Greg Grim
- 1980-81: Terry Lewis
- 1981-82: Butch Pierre
- 1982-83: Butch Pierre
- 1983-84: Ken Harvey
- 1984-85: Jeff Norwood
- 1985-86: Tracy Taylor
- 1986-87: Tracy Taylor
- 1987-88: Greg Lockhart

- 1988-89: Greg Lockhart
- 1989-90: Doug Hartsfield
- 1990-91: Doug Hartsfield
- 1991-92: Chuck Evans
- 1992-93: Chuck Evans
- 1993-94: T.J. Honore
- 1994-95: T.J. Honore
- 1995-96: Marcus Bullard
- 1996-97: Trey Moore
- 1997-98: Detrick White
- 1998-99: Detrick White
- 1999-00: Todd Myles
- 2000-01: Antonio Jackson
- 2001-02: Derrick Zimmerman
- 2002-03: Derrick Zimmerman
- 2003-04: Timmy Bowers
- 2004-05: Gary Ervin

BEST FREE THROW PERCENTAGE AWARD

- 1978-79: Greg Grim
- 1979-80: Jeff Malone
- 1981-82: Jeff Malone
- 1982-83: Jeff Malone
- 1983-84: Kelvin Hildreth
- 1984-85: Jeff Norwood
- 1985-86: Greg Lockhart
- 1986-87: Anthony Blakley
- 1987-88: Joe Courtney
- 1988-89: Reginald Boykin
- 1989-90: Greg Carter
- 1990-91: Tony Watts
- 1991-92: Tony Watts
- 1992-93: Chuck Evans
- 1993-94: Darryl Wilson
- 1994-95: Darryl Wilson
- 1995-96: Darryl Wilson
- 1996-97: Bart Hyche
- 1997-98: Trey Moore
- 1998-99: Bart Hyche
- 1999-00: Antonio Jackson
- 2000-01: Marckell Patterson
- 2001-02: Marckell Patterson
- 2002-03: Winsome Frazier
- 2003-04: Winsome Frazier
- 2004-05: Winsome Frazier

ACADEMIC AWARD

- 1986-87: Mark Peters
- 1988-89: Carl Nichols
- 1989-90: Cameron Burns & Carl Nichols
- 1990-91: Carl Nichols
- 1991-92: Orien Watson
- 1992-93: Orien Watson
- 1993-94: Jay Walton
- 1994-95: Jay Walton
- 1995-96: Whit Hughes
- 1996-97: McKie Edmonson
- 1997-98: McKie Edmonson
- 1998-99: Bart Hyche
- 1999-00: Quentin Smith
- 2000-01: Roy Goffer
- 2001-02: Roy Goffer
- 2002-03: Wesley Morgan
- 2003-04: Michael Boler
- 2004-05: Shane Power

ROBERT WOODARD HUSTLE AWARD

- 1989-90: Robert Woodard
- 1990-91: Keith Hooper
- 1991-92: David Domingue
- 1992-93: David Domingue
- 1993-94: David Domingue
- 1994-95: Boo Ray
- 1995-96: Russell Walters
- 1996-97: Whit Hughes
- 1997-98: David Redding

Note: MSU Team Awards have not been award since the 2005-06 seasons.

BULLDOGS IN THE



**Bailey
HOWELL**

**Jeff
MALONE**



**Lawrence
ROBERTS**

BAILEY HOWELL'S CAREER NBA STATISTICS

Season	Team	GP	Mins	FGM-FGA	Pct	FTM-FTA	Pct	Rebounds	Ast	Points
1959-60	Detroit	75	2346	510-1119	.456	312-422	.739	790-10.5	63	1332-17.8
1960-61	Detroit	77	2952	607-1293	.469	601-798	.753	1111-14.4	196	1815-23.6
1961-62	Detroit	79	2857	553-1193	.464	470-612	.768	996-12.6	186	1576-19.9
1962-63	Detroit	79	2971	637-1235	.516	519-650	.798	910-11.5	232	1793-22.7
1963-64	Detroit	77	2700	598-1267	.472	470-581	.809	776-10.1	205	1666-21.6
1964-65	Baltimore	80	2975	515-1040	.495	504-629	.801	869-10.9	208	1534-19.2
1965-66	Baltimore	78	2328	481-986	.488	402-551	.730	773-9.9	155	1364-17.5
1966-67	Boston	81	2503	636-1242	.512	349-471	.741	677-8.4	103	1621-20.0
1967-68	Boston	82	2801	643-1336	.481	335-461	.727	805-9.8	133	1621-19.8
1968-69	Boston	78	2527	612-1257	.487	313-426	.735	685-8.8	137	1537-19.7
1969-70	Boston	82	2078	399-931	.429	235-308	.763	550-6.7	120	1033-12.6
1970-71	Philadelphia	82	1589	324-686	.472	230-315	.730	441-5.4	115	878-10.7
12-Year Totals		950	30627	6515-13585	.480	4740-6224	.762	9383-9.9	1853	17770-18.7

JEFF MALONE'S CAREER NBA STATISTICS

Season	Team	GP	Mins	FGM-FGA	Pct	3GM-3GA	Pct	FTM-FTA	Pct	Rebounds	Ast	BS	Stl	Points
1983-84	Wash	81	1976	408-918	.444	24-74	.324	142-172	.826	155-1.9	151	13	23	982-12.1
1984-85	Wash	76	2613	605-1213	.499	15-72	.208	211-250	.844	206-2.7	184	9	52	1436-18.9
1985-86	Wash	80	2992	735-1522	.483	3-17	.176	322-371	.868	288-3.6	191	12	70	1795-22.4
1986-87	Wash	80	2763	689-1509	.457	4-26	.154	376-425	.885	218-2.7	298	13	75	1758-22.0
1987-88	Wash	80	2655	648-1360	.476	10-24	.417	335-380	.882	206-2.6	237	13	51	1641-20.5
1988-89	Wash	76	2418	677-1410	.480	1-19	.053	296-340	.871	179-2.4	219	14	39	1651-21.7
1989-90	Wash	75	2567	781-1592	.491	1-6	.167	257-293	.877	206-2.7	243	6	48	1820-24.3
1990-91	Utah	69	2466	525-1034	.508	1-6	.167	231-252	.917	206-3.0	143	6	50	1282-18.6
1991-92	Utah	81	2922	691-1353	.511	1-12	.083	256-285	.898	233-2.9	180	5	56	1639-20.2
1992-93	Utah	79	2558	595-1205	.494	3-9	.333	236-277	.852	173-2.2	128	4	42	1429-18.1
1993-94	Ut/Phil	77	2560	525-1081	.486	7-12	.583	205-247	.830	199-2.6	125	5	40	1262-16.4
1994-95	Phil	19	660	144-284	.507	11-28	.393	51-59	.864	55-2.9	29	0	15	350-18.4
1995-96	Phil/Mia	32	510	76-193	.394	5-16	.313	29-32	.906	40-1.3	26	0	16	186-5.8
13-Year Totals		905	29660	7099-14674	.484	86-321	.268	2947-3383	.871	2364-2.6	2154	100	577	17231-19.0



Erick DAMPIER


Dontae JONES



Rickey BROWN



Wiley PECK



Arnett MOULTRIE



BULLDOGS IN THE NBA DRAFT

Name, Position	Year	Team	Selection
Herb Hargett, G	1951	Fort Wayne Pistons	4th
Coyte Vance, G	1952	Milwaukee Hawks	9th
Jim Ashmore, G	1957	Boston Celtics	4th (32nd)
Bailey Howell, C	1959	Detroit Pistons	1st (2nd)
Jerry Graves, F	1961	Chicago Packers	2nd (19th)
Leland Mitchell, F	1963	St. Louis Hawks	2nd (15th)
W.D. "Red" Stroud, G	1963	Boston Celtics	5th (45th)
Dave Williams, F-C	1968	Cincinnati Royals	8th (97th)
Wiley Peck, F	1979	San Antonio Spurs	1st (19th)
Ray White, G	1979	Atlanta Hawks	4th (79th)
Rickey Brown, F-C	1980	Golden St. Warriors	1st (13th)
Gary Hooker, F	1980	Seattle SuperSonics	4th (89th)
Jeff Malone, G	1983	Washington Bullets	1st (10th)
Kalpatrick Wells, C	1983	Philadelphia 76ers	4th (74th)
Terry Lewis, G-F	1983	Los Angeles Lakers	4th (92nd)
Chauncey Robinson, F	1986	Detroit Pistons	4th (86th)
Erick Dampier, C	1996	Indiana Pacers	1st (10th)
Dontae' Jones, F	1996	New York Knicks	1st (21st)
Tyrone Washington, C	1999	Houston Rockets	2nd (44th)
Mario Austin, F	2003	Chicago Bulls	2nd (36th)
Derrick Zimmerman, G	2003	Golden State Warriors	2nd (40th)
Lawrence Roberts, F	2005	Seattle SuperSonics	2nd (55th)
Jarvis Varnado, F	2010	Miami Heat	2nd (41st)
Arnette Moultrie, F	2012	Miami Heat	1st (27th)

ERICK DAMPIER'S CAREER NBA STATISTICS

Season	Team	GP	Mins	FGM-FGA	Pct	3GM-3GA	Pct	FTM-FTA	Pct	Rebounds	Ast	BS	Stl	Points
1996-97	Indiana	72	1052	131-336	.390	1-1	1.000	107-168	.637	294-4.1	43	73	19	370-5.1
1997-98	Gld St	82	2656	352-791	.445	0-2	.000	267-399	.669	715-8.7	94	139	39	971-11.8
1998-99	Gld St	50	1414	161-414	.389	0-0	.000	120-204	.588	382-7.6	54	58	26	442-8.8
1999-00	Gld St	21	495	70-173	.405	0-0	.000	27-51	.529	134-6.4	19	15	8	167-8.0
2000-01	Gld St	43	1038	126-314	.401	0-2	.000	67-126	.532	250-5.8	59	58	17	319-7.4
2001-02	Gld St	73	1740	209-480	.435	0-0	.000	136-211	.645	387-5.3	87	167	17	554-7.6
2002-03	Gld St	82	1978	259-522	.496	0-2	.000	155-222	.698	543-6.6	58	154	27	673-8.2
2003-04	Gld St	74	2403	348-650	.535	0-2	.000	217-332	.654	887-12.0	60	137	33	913-12.3
2004-05	Dallas	59	1609	202-367	.550	0-3	.000	138-228	.605	501-8.5	51	80	15	542-9.2
2005-06	Dallas	82	1934	171-347	.493	0-0	.000	127-215	.591	640-7.8	51	106	27	469-5.7
2006-07	Dallas	76	1915	209-334	.626	0-0	.000	119-191	.623	566-7.4	44	82	24	537-7.1
2007-08	Dallas	72	1755	178-277	.643	0-0	.000	84-146	.575	539-7.5	63	106	24	440-6.1
2008-09	Dallas	80	1,836	182-280	.650	0-0	.000	90-141	.638	565-7.1	77	95	24	454-5.7
2009-10	Dallas	55	1,280	133-213	.624	1-3	.133	61-101	.605	400-7.3	31	77	15	328-6.0
2010-11	Miami	51	814	52-89	.584	0-1	.000	24-44	.626	177-3.5	22	47	14	128
2001-12	Atlanta	15	83	1-8	.125	0-0	.000	0-0	.000	25-7.1	4	4	1	2-0.1
15-Year Totals		987	24,003	2,784-5,595	.626	2-16	.125	1,739-2,779	.626	7,005-7.1	817	1,398	330	7,309-7.4

LAWRENCE ROBERTS' CAREER NBA STATISTICS

Season	Team	GP	Mins	FGM-FGA	Pct	3GM-3GA	Pct	FTM-FTA	Pct	Rebounds	Ast	BS	Stl	Points
2005-06	Mem	33	181	20-44	.455	0-2	.000	11-23	.478	49-1.5	5	2	8	51-1.5
2006-07	Mem	54	969	94-208	.452	0-2	.000	95-131	.725	261-4.8	30	13	36	283-5.2
2-Year Totals		87	1149	114-252	.452	0-4	.000	106-154	.688	310-3.6	35	15	44	334-3.8

DERRICK ZIMMERMAN'S CAREER NBA STATISTICS

Season	Team	GP	Mins	FGM-FGA	Pct	3GM-3GA	Pct	FTM-FTA	Pct	Rebounds	Ast	BS	Stl	Points
2005-06	N.J.	2	32	2-3	.667	0-0	.000	0-0	.000	4-2.0	7	0	0	4-2.0
1-Year Totals		2	32	2-3	.667	0-0	.000	0-0	.000	4-2.0	7	0	0	4-2.0

TANG HAMILTON'S CAREER NBA STATISTICS

Season	Team	GP	Mins	FGM-FGA	Pct	3GM-3GA	Pct	FTM-FTA	Pct	Rebounds	Ast	BS	Stl	Points
2001-02	Miami	9	98	10-19	.526	0-1	.000	0-1	.000	18-2.0	5	0	4	20-2.2
1-Year Totals		9	98	10-19	.526	0-1	.000	0-1	.000	18-2.0	5	0	4	20-2.2



MSU ALL-TIME SERIES RECORDS

<u>Opponent</u>	<u>Record</u>	<u>Last Game</u>	<u>Opponent</u>	<u>Record</u>	<u>Last Game</u>
Akron	0-2	2012	Florida A&M	2-0	2005
Alabama	73-115	2012	Florida Atlantic	1-1	2012
Alabama A&M	4-0	2003	Florida International	2-0	1993
Alabama State	3-0	2011	Florida State	4-4	2007
UAB	3-4	2004	Florida Tech	1-0	1994
Alaska Fairbanks	1-0	1998	Fort Benning	1-0	1925
Albany (Ga.) YMCA	0-1	1925	Fresno State	1-1	1997
Alcorn State	2-2	1991	Furman	4-0	1971
Amory (Miss.) Ind	1-0	1935	George Mason	1-1	2007
Appalachian State	1-0	2011	George Washington	2-1	1997
Arizona	2-2	2012	Georgia	52-52	2012
Arizona State	0-1	1988	Georgia State	2-0	2003
Arkansas	25-28	2012	Georgia Tech	13-16	1975
Arkansas-Little Rock	3-1	2005	Gonzaga	0-1	1998
Arkansas-Monticello	1-0	1963	Hattiesburg YMCA	1-0	1925
Arkansas-Pine Bluff	2-0	2000	Hawaii	2-2	2011
Arkansas State	9-2	2006	Holy Cross	1-0	2006
Atlanta Athletic Club	1-1	1925	Houston	2-5	2010
Auburn	65-72	2012	Houston Baptist	1-0	1974
Auburn-Montgomery	2-0	1982	Idaho	1-1	2000
Austin Peay State	1-1	1993	Illinois-Chicago	1-0	2002
Ball State	1-1	1992	Illinois Wesleyan	1-0	1987
Baylor	2-1	2012	Indiana	0-1	1986
Baylor Medical School	3-0	1925	Indiana State	1-1	1976
Belmont	1-0	1999	Iowa	0-2	1993
Bethune-Cookman	1-0	2010	Iowa State	2-0	1980
Birmingham AC	5-3	1927	Jackson State	4-0	2010
Birmingham Boys Club	0-2	1928	Jacksonville	3-0	2003
Birmingham YMCA	0-1	1929	Jacksonville State	4-0	2006
Birmingham YMHA	1-0	1926	James Madison	1-1	1998
Birmingham-Southern	8-0	2005	Jonesboro (Ark.) YMCA	0-1	1919
Biscayne	1-0	1978	Kansas State	0-3	1994
Bowling Green State	1-1	1997	Kentucky	20-88	2012
Bradley	1-0	2007	Kentucky Wesleyan	1-0	1977
Brigham Young	1-1	1996	Lafayette College	1-0	2008
Brownsville (Tenn.) AC	1-0	1909	Laurel (Miss.) YMCA	2-0	1925
Butler	0-1	2003	Liberty	1-0	2006
California	0-2	2001	Long Beach State	1-0	1976
California Irvine	1-0	2008	Long Island	1-0	1993
Catholic University	1-0	1937	LSU	97-105	2012
Centenary	7-0	2010	Louisiana College	8-1	1971
Central Arkansas	1-0	1957	Louisiana Tech	10-4	2008
Charlotte	3-1	2009	Louisiana-Lafayette	11-4	2003
Chattanooga	6-4	2006	Louisiana-Monroe	13-2	2012
Chevrolet All-Stars	0-1	1926	Louisville	1-3	1988
Chicago State	1-0	1976	Loyola (Chicago)	0-1	1963
Chicago YMCA College	0-1	1920	Loyola (New Orleans)	5-1	1997
Christian Brothers	5-0	1990	Loyola Marymount	2-0	2008
Cincinnati	2-2	2009	Macon (Ga.) YMCA	1-0	1925
Clemson	0-3	2008	Mansfield State	1-0	1978
Colgate	1-0	1995	Marshall	0-1	1972
College of Charleston	1-0	1974	Maryland	3-0	1962
College of Memphis	2-0	1909	Maryville	2-0	1913
Colorado State	0-1	1999	Massachusetts	0-1	2012
Columbus (Miss.) AC	2-0	1909	McNeese State	6-1	2007
Columbus (Miss.) AFB	4-0	1946	Memphis	11-13	2008
Connecticut	2-1	1996	Memphis YMCA	5-7	1929
Cumberland	2-0	1916	Mercer	5-1	1989
Davidson	1-1	1966	Meridian All-Stars	3-0	1930
Dayton	1-0	1976	Meridian College	1-0	1920
Delaware	1-0	1990	Mexico City YMCA	1-0	1937
Delta State	15-1	1987	Miami (Florida)	2-2	2008
Denver	1-0	1957	Miami (Ohio)	0-2	2008
DePaul	1-1	2010	Michigan State	0-1	1973
Detroit	2-1	2012	Middle Tennessee State	1-0	1979
Drake	2-0	1992	Millsaps	16-2	1940
Duke	2-1	2005	Mississippi College	54-21	1987
East Carolina	3-0	1990	Mississippi Valley State	3-0	2010
East Tennessee State	1-2	2011	Missouri	1-2	2008
Eastern Kentucky	4-0	2012	Missouri-Kansas City	2-1	2005
Eastern Michigan	1-1	1993	Missouri Western	1-0	1976
Evansville	1-1	1976	Mobile YMCA	1-1	1927
Fairleigh Dickinson	1-0	2009	Monmouth	1-0	2004
Fairfield	1-0	2005	Montana	1-0	1995
Florida	49-58	2012	Montana State	1-2	2001

MSU ALL-TIME SERIES RECORDS



<u>Opponent</u>	<u>Record</u>	<u>Last Game</u>	<u>Opponent</u>	<u>Record</u>	<u>Last Game</u>
Morehead State	4-0	1980	Sewanee	10-1	1973
Murray State	7-2	2008	South Alabama	12-1	2012
Nashville Ramblers	0-2	1929	South Carolina	16-8	2012
Nebraska	1-0	1996	South Carolina State	1-0	2000
UNLV	0-1	1981	South Florida	2-0	1974
New Orleans	7-1	2007	Southeast Missouri State	1-0	1985
New Orleans YMCA	0-1	1909	Southeastern Louisiana	17-1	2010
Nicholls State	6-0	2011	Southern California	1-0	1984
North Alabama	3-0	2009	Southern Illinois	2-2	2008
North Carolina	0-5	2010	SIU-Edwardsville	1-0	1974
North Carolina A&T	1-0	2011	Southern Mississippi	14-4	2001
North Carolina State	1-0	1926	Southwest Missouri State	1-0	1998
UNC Wilmington	1-1	1997	Spring Hill	2-0	1961
North Texas	2-0	2012	Stanford	1-1	2005
Northeast Missouri State	2-0	1993	Stetson	1-0	1966
Northern Arizona	1-0	1994	Syracuse	0-3	2005
Northwestern	1-0	2000	Tampa	2-0	1957
Northwestern (La.) State	6-1	2012	Tennessee	41-75	2012
Oglethorpe	2-0	1936	Tennessee State	1-0	2011
Ohio State	0-1	1991	Tennessee Tech	4-0	1998
Oklahoma	3-0	2003	Tennessee-Martin	7-1	2012
Ole Miss	139-106	2012	Texas	3-4	2002
Old Dominion	3-2	2010	Texas A&M	2-1	2012
Oral Roberts	1-0	1979	Texas A&M-Corpus Christi	2-0	2008
Oregon	1-0	2008	Texas Christian	1-1	1990
Oregon State	1-0	1996	Texas-Pan American	2-0	2010
Ouachita Baptist	1-0	1949	Texas Southern	1-0	1997
Pacific	1-0	1980	Texas Tech	0-1	2009
Park (Tenn.) Field	0-1	1919	Troy	9-0	2012
Penn State	1-0	1998	Tulane	54-38	2004
Pine Bluff (Ark.) YMCA	0-3	1922	Tulsa	0-1	2001
Pittsburgh	1-0	2001	UCLA	1-1	2010
Portland	1-0	1981	Union	12-0	1961
Prairie View A&M	1-0	1992	Utah	1-0	1995
Princeton	1-1	1996	Utah State	1-0	2012
Purdue	0-1	1985	Valparaiso	0-1	2000
Rail Lites	0-2	1929	Vanderbilt	45-74	2012
Rhode Island	1-0	1972	Vermont	1-0	1978
Rhodes (Southwestern)	12-0	1959	Villanova	0-1	1994
Rice	3-0	1989	Virginia	2-1	1989
Richmond	2-2	2010	Virginia Commonwealth	1-0	1996
Rider	1-1	2010	Virginia Tech	2-7	2011
Rutgers	0-1	2000	Wake Forest	1-3	1997
St. Bonaventure	2-0	2010	Washington	0-2	2009
St. Joseph's (Pa.)	1-3	1998	Washington State	0-2	2011
St. Louis University	0-1	1951	Washington (St. Louis)	0-1	1955
St. Mary's (Calif.)	1-1	2011	Washington & Lee	1-0	1928
St. Paul's (La.)	1-1	1915	West Virginia	1-1	2012
St. Stanislaus (Miss.)	2-0	1927	Western Kentucky	3-3	2010
St. Thomas (Pa.)	0-1	1938	Western New Mexico	1-0	1988
Sam Houston State	1-0	1999	Wichita State	0-3	1987
Samford	25-6	1992	Winthrop	0-1	2007
San Diego	2-1	2011	Wright State	1-0	2010
San Jose State	1-1	1987	Wyoming	1-0	1995
Santa Clara	3-0	2006	Xavier (Ohio)	4-1	2005



MSU NON-CONFERENCE SERIES RECORDS

AKRON (UA leads, 2-0)

2006: UA, 83-72 at Guaynabo, PR#
 2012: UA, 68-58 at Starkville
 # - San Juan Shootout
 At Neutral Sites: UA leads, 1-0
 At Starkville: UA leads, 1-0

ALABAMA A&M (MSU leads, 4-0)

2000: MSU, 89-67 at Starkville
 2001: MSU, 102-60 at Starkville
 2002: MSU, 70-45 at Starkville
 2003: MSU, 100-58 at Starkville
 At Starkville: MSU leads, 4-0

ALABAMA STATE (MSU leads, 3-0)

2007: MSU, 74-59 at Starkville
 2009: MSU, 76-67 at Starkville
 2011: MSU, 67-46 at Starkville
 At Starkville: MSU leads, 3-0

UAB (UAB leads, 4-3)

1983: MSU, 67-47 at Chattanooga#
 1984: UAB, 55-53 at Starkville
 1985: UAB, 65-63 at Birmingham
 1993: UAB, 73-68 at Birmingham
 1994: UAB, 66-63 (ot) at Starkville
 2003: MSU, 68-52 at Birmingham
 2004: MSU, 86-84 at Starkville
 # - Krystal Classic
 At Starkville: UAB leads, 2-1
 At Birmingham: UAB leads, 2-1
 At Neutral Sites: MSU leads, 1-0

ALASKA FAIRBANKS (MSU leads, 1-0)

1998: MSU, 66-64 (2ot) at Fairbanks#
 # - Can You Score Top of the World Cl.
 At Neutral Sites: MSU leads, 1-0

ALBANY (GA.) YMCA (YMCA leads, 1-0)

1925: YMCA, 40-23 at Albany
 At Albany: YMCA leads, 1-0

ALCORN STATE (Tied, 2-2)

1979: ASU, 80-78 at Starkville\$
 1980: MSU, 83-80 at Biloxi, MS#
 ASU, 82-75
 at Mobile, AL@
 1991: MSU, 120-65 at Starkville
 \$ - National Invitation Tournament
 # - Babe McCarthy Tip-Off Tourney
 @ - Senior Bowl Tournament
 At Starkville: Tied, 1-1
 At Neutral Sites: Tied, 1-1

AMORY INDEPENDENTS (MSU leads, 1-0)

1935: MSU, 58-21 at Starkville
 At Starkville: MSU leads, 1-0

APPALACHIAN STATE (MSU leads, 1-0)

2011: MSU, 76-74 at Starkville
 At Starkville: MSU leads, 1-0

ARIZONA (Tied, 2-2)

1971: UA, 77-75 at Greenville, SC#
 2001: MSU, 75-74 at Tucson@
 2005: UA, 68-64 at Anaheim, CA@
 2012: MSU, 67-57 at New York City!
 ! - 2K Sports Classic
 # - Poinsettia Classic
 @ - Bank One Fiesta Bowl Classic
 & - John R. Wooden Classic
 At Tucson: MSU leads, 1-0
 At Neutral Sites: UA leads, 2-1

ARIZONA STATE (ASU leads, 1-0)

1988: ASU, 70-69 at Honolulu, HI#
 # - Rainbow Classic
 At Neutral Sites: ASU leads, 1-0

ARKANSAS-LITTLE ROCK (MSU leads, 3-1)

1996: UALR, 70-68 at Starkville
 2002: MSU, 93-81 at Starkville
 2004: MSU, 68-58 at Little Rock
 2005: MSU, 83-53 at Starkville
 At Starkville: MSU leads, 2-1
 At Little Rock: MSU leads, 1-0

ARKANSAS-MONTICELLO (MSU leads, 1-0)

1963: MSU, 90-55 at Starkville
 At Starkville: MSU leads, 1-0

ARKANSAS-PINE BLUFF (MSU leads, 2-0)

1999: MSU, 105-53 at Jackson, MS
 2000: MSU, 107-67 at Starkville, MS
 At Starkville: MSU leads, 1-0
 At Neutral Sites: MSU leads, 1-0

ARKANSAS STATE (MSU leads, 9-2)

1951: ASU, 67-61 at Jonesboro
 1952: MSU, 67-43 at Starkville
 MSU, 64-63 at Jonesboro
 1954: MSU, 79-74 at Starkville
 MSU, 74-71 at Jonesboro
 1956: ASU, 76-61 at Jonesboro
 MSU, 86-78 at Starkville
 1959: MSU, 72-57 at Jonesboro
 MSU, 98-71 at Starkville
 2002: MSU, 91-83 at Starkville
 2006: MSU, 68-63 at Starkville
 At Starkville: MSU leads, 6-0
 At Jonesboro: MSU leads, 3-2

ATLANTA ATHLETIC CLUB (Tied, 1-1)

1924: MSU, 42-33 at Atlanta
 1925: AAC, 29-25 at Atlanta
 At Atlanta: Tied, 1-1

AUBURN-MONTGOMERY (MSU leads, 2-0)

1979: MSU, 90-68 at Starkville
 1982: MSU, 68-43 at Starkville
 At Starkville: MSU leads, 2-0

MSU NON-CONFERENCE SERIES RECORDS



AUSTIN PEAY STATE (Tied, 1-1)

1992: APSU, 103-97 at Clarksville
 1993: MSU, 80-73 at Starkville
 At Starkville: MSU leads, 1-0
 At Clarksville: APSU leads, 1-0

BALL STATE (Tied, 1-1)

1991: MSU, 86-72 at Starkville
 1992: BSU, 81-52 at Muncie
 At Starkville: MSU leads, 1-0
 At Muncie: BSU leads, 1-0

BAYLOR (MSU leads, 2-1)

1960: MSU, 70-61 (ot) at Murray, KY#
 1990: MSU, 84-75 at Starkville\$
 2012: Baylor, 54-52 at Dallas
 # - Murray State Invitational
 \$ - National Invitation Tournament
 At Starkville: MSU leads, 4-0
 At Neutral Sites: Tied, 1-1

BAYLOR Medical School (MSU leads, 3-0)

1922: MSU, 42-26 at Starkville
 MSU, 45-15 at Starkville
 1925: MSU, 30-15 at Starkville
 At Starkville: MSU leads, 3-0

BELMONT (MSU leads, 1-0)

1999: MSU, 66-65 at Starkville
 At Starkville: MSU leads, 1-0

BETHUNE-COOKMAN (MSU leads, 1-0)

2010: MSU, 67-51 at Starkville
 At Starkville: MSU leads, 1-0

BIRMINGHAM ATHLETIC CLUB (MSU leads, 5-3)

1920: MSU, 37-23 at Birmingham
 1921: BAC, 36-26 at Birmingham
 1922: BAC, 35-15 at Birmingham
 1924: MSU, 39-28 at Birmingham
 1925: MSU, 34-23 at Birmingham
 1926: BAC, 32-31 at Birmingham
 1927: MSU, 22-21 at Birmingham
 MSU, 38-33 at Starkville
 At Starkville: MSU leads, 1-0
 At Birmingham: MSU leads, 4-3

BIRMINGHAM BOYS CLUB (BBC leads, 2-0)

1928: BBC, 20-19 at Starkville
 BBC, 32-27 at Starkville
 At Starkville: BBC leads, 2-0

BIRMINGHAM YMCA (YMCA leads, 1-0)

1929: YMCA, 32-18 at Birmingham
 At Birmingham: YMCA leads, 1-0

BIRMINGHAM YMHA (MSU leads, 1-0)

1926: MSU, 44-13 at Birmingham
 At Birmingham: MSU leads, 1-0

BIRMINGHAM-SOUTHERN (MSU leads, 8-0)

1926: MSU, 29-7 at Starkville
 1952: MSU, 107-72 at Birmingham
 1953: MSU, 70-45 at Starkville
 1978: MSU, 81-55 at Starkville
 1982: MSU, 71-46 at Starkville
 1984: MSU, 47-40 at Starkville
 1993: MSU, 75-71 at Starkville
 2005: MSU, 55-48 at Birmingham#
 # - Coaches vs. Cancer Classic
 At Starkville: MSU leads, 6-0
 At Birmingham: MSU leads, 2-0

BISCAYNE (MSU leads, 1-0)

1978: MSU, 95-78 at Starkville
 At Starkville: MSU leads, 1-0

BOWLING GREEN STATE (Tied, 1-1)

1963: MSU, 65-60 at East Lansing, MI\$
 1997: BGSU, 75-59 at San Juan, PR#
 \$ - NCAA Midwest Regional
 # - Puerto Rico Holiday Classic
 At Neutral Sites: Tied, 1-1

BRADLEY (MSU leads, 1-0)

2007: MSU, 101-72 at Starkville\$
 \$ - MasterCard NIT
 At Starkville: MSU leads, 1-0

BRIGHAM YOUNG (Tied, 1-1)

1995: BYU, 74-68(ot) at Provo
 1996: MSU, 79-74 at Starkville
 At Starkville: MSU leads, 1-0
 At Provo: BYU leads, 1-0

BROWNSVILLE ATHLETIC CLUB (MSU leads, 1-0)

1909: MSU, 75-0 at Starkville
 At Starkville: MSU leads, 1-0

BUTLER (BU leads, 1-0)

2003: BU, 47-46 at Birmingham, AL\$
 \$ - NCAA East Regional
 At Neutral Sites: BU leads, 1-0

CALIFORNIA (Cal leads, 2-0)

1997: Cal, 78-45 at Landover, MD#
 2001: Cal, 83-76 (ot) at Berkeley@
 # - Franklin National Bank Classic
 @ - TiVo Preseason NIT
 At Berkeley: Cal leads, 1-0
 At Neutral Sites: Cal leads, 1-0

CALIFORNIA IRVINE (MSU leads, 1-0)

2008: MSU, 68-53 at Anaheim, CA\$
 \$ - Anaheim Classic
 At Neutral Sites: MSU leads, 1-0

CATHOLIC UNIVERSITY (MSU leads, 1-0)

1937: MSU, 41-28 at Washington, DC
 At Washington, DC: MSU leads, 1-0



MSU NON-CONFERENCE SERIES RECORDS

CENTENARY (MSU leads, 7-0)

1990: MSU, 96-80 at Shreveport#
 MSU, 112-74 at Starkville
 1998: MSU, 64-40 at Starkville
 1999: MSU, 59-54 at Starkville
 2000: MSU, 98-76 at Starkville
 2009: MSU, 77-55 at Starkville
 2010: MSU, 88-51 at Jackson, MS

- Century Cellunet Classic
 At Starkville: MSU leads, 5-0
 At Shreveport: MSU leads, 1-0
 At Neutral Sites: MSU leads, 1-0

CENTRAL ARKANSAS (MSU leads, 1-0)

1957: MSU, 102-80 at Starkville
 At Starkville: MSU leads, 1-0

CHARLOTTE (MSU leads, 3-1)

1972: MSU, 87-68 at Charlotte
 2006: MSU, 53-38 at Charlotte
 2007: MSU, 78-69 at Starkville
 2009: Charlotte, 70-64 at Starkville

At Starkville: Tied, 1-1
 At Charlotte: MSU leads, 2-0

CHATTANOOGA (MSU leads, 6-4)

1923: MSU, 33-21 at Atlanta, GA+
 1947: MSU, 52-31 at Starkville
 MSU, 58-52 at Chattanooga
 1982: MSU, 69-57 at Starkville
 1983: UTC, 62-54 at Chattanooga#
 1986: UTC, 48-47 at Starkville
 1987: UTC, 66-51 at Chattanooga
 1991: MSU, 76-70 at Chattanooga
 1992: UTC, 85-73 at Starkville
 2006: MSU, 64-48 at Starkville

+ - SIAA Tournament
 # - Krystal Classic
 At Starkville: MSU leads, 3-2
 At Chattanooga: Tied, 2-2
 At Neutral Sites: MSU leads, 1-0

CHEVROLET ALL-STARS (All-Stars lead, 1-0)

1926: All-Stars, 26-17 at Earle, AR
 At Earle: All-Stars lead, 1-0

CHICAGO STATE (MSU leads, 1-0)

1976: MSU, 113-81 at Starkville
 At Starkville: MSU leads, 1-0

CHICAGO YMCA COLLEGE (CC leads, 1-0)

1920: CC, 22-20 at Starkville
 At Starkville: CC leads, 1-0

CHRISTIAN BROTHERS (MSU leads, 5-0)

1963: MSU, 106-71 at Starkville
 1974: MSU, 73-62 at Starkville
 1987: MSU, 77-52 at Starkville
 1988: MSU, 93-78 at Starkville
 1990: MSU, 86-51 at Starkville

At Starkville: MSU leads, 5-0

CINCINNATI (Tied, 2-2)

1980: MSU, 87-72 at Biloxi, MS#
 1996: MSU, 73-63 at Lexington, KY\$
 2002: UC, 90-56 at Las Vegas, NV@
 2009: UC, 75-63 at Cincinnati!

- Babe McCarthy Tip-Off Tourney
 \$ - NCAA Southeast Regional
 @ - Las Vegas Classic
 ! - SEC/Big East Challenge
 At Neutral Sites: Tied, 2-2

CLEMSON (CU leads, 3-0)

1982: CU, 59-32 at Houston, TX#
 2007: CU, 69-66 at Clemson
 2008: CU, 84-82 at Starkville

- Kettle Classic
 At Clemson: CU leads, 1-0
 At Starkville: CU leads, 1-0
 At Neutral Sites: CU leads, 1-0

COLGATE (MSU leads, 1-0)

1995: MSU, 80-76 at Missoula, MT#

- Missoulian/Coca-Cola Classic XV
 At Neutral Sites: MSU leads, 1-0

COLLEGE OF CHARLESTON (MSU leads, 1-0)

1974: MSU, 88-64 at Starkville
 At Starkville: MSU leads, 1-0

COLLEGE OF MEMPHIS (MSU leads, 2-0)

1909: MSU, 27-14 at Starkville
 MSU, 25-8 at Starkville

At Starkville: MSU leads, 2-0

COLORADO STATE (CSU leads, 1-0)

1999: CSU, 69-56 at Fort Collins\$
 \$ - National Invitation Tournament
 At Fort Collins: CSU leads, 1-0

COLUMBUS (MISS.) ATHLETIC CLUB (MSU leads, 2-0)

1909: MSU, 35-6 at Starkville
 MSU, 61-1 at Columbus

At Starkville: MSU leads, 1-0
 At Columbus: MSU leads, 1-0

COLUMBUS (MISS.) AFB (MSU leads, 4-0)

1945: MSU, 55-28 at Starkville
 MSU, 38-28 at Starkville
 1946: MSU, 47-41 at Columbus
 MSU, 62-40 at Columbus

At Starkville: MSU leads, 2-0
 At Columbus: MSU leads, 2-0

CONNECTICUT (MSU leads, 2-1)

1975: MSU, 89-87 at Columbia, MO#
 1990: UC, 84-68 at Hartford, CT@
 1996: MSU, 60-55 at Lexington, KY\$

- Show Me Classic
 @ - Connecticut Mutual Classic
 \$ - NCAA Southeast Regional
 At Hartford: UC leads, 1-0
 At Neutral Sites: MSU leads, 2-0

MSU NON-CONFERENCE SERIES RECORDS



CUMBERLAND (MSU leads, 2-0)		<ul style="list-style-type: none"> • 1916: MSU, 39-13 at Starkville • MSU, 42-8 at Starkville • <i>At Starkville: MSU leads, 2-0</i> 	<ul style="list-style-type: none"> • 1991: MSU, 82-80 (ot) at Des Moines • 1992: MSU, 79-50 at Starkville • <i>At Starkville: MSU leads, 1-0</i> • <i>At Des Moines: MSU leads, 1-0</i>
DAVIDSON (Tied, 1-1)		<ul style="list-style-type: none"> • 1956: MSU, 89-82 at Charlotte, NC# • 1966: DC, 72-60 at Charlotte, NC@ • # - <i>Carousel Classic</i> • @ - <i>Charlotte Invitational</i> • <i>At Neutral Sites: Tied, 1-1</i> 	<ul style="list-style-type: none"> • DUKE (MSU leads, 2-1) • 1937: MSU, 33-29 at Durham • 1938: MSU, 25-23 at Durham • 2005: DU, 63-55 at Charlotte, NC\$ • \$ - <i>NCAA Austin Regional</i> • <i>At Durham: MSU leads, 2-0</i> • <i>At Neutral Sites: DU leads, 1-0</i>
DAYTON (MSU leads, 1-0)		<ul style="list-style-type: none"> • 1976: MSU, 56-54 at Dayton# • # - <i>Dayton Invitational</i> • <i>At Dayton: MSU leads, 1-0</i> 	<ul style="list-style-type: none"> • EAST CAROLINA (MSU leads, 3-0) • 1973: MSU, 69-64 at Monroe, LA# • 1989: MSU, 88-79 at Starkville • 1990: MSU, 72-63 at Greenville • # - <i>Pacemaker Classic</i> • <i>At Starkville: MSU leads, 1-0</i> • <i>At Greenville: MSU leads, 1-0</i> • <i>At Neutral Sites: MSU leads, 1-0</i>
DELAWARE (MSU leads, 1-0)		<ul style="list-style-type: none"> • 1990: MSU, 66-65 at Hartford, CT# • # - <i>Connecticut Mutual Classic</i> • <i>At Neutral Sites: MSU leads, 1-0</i> 	<ul style="list-style-type: none"> • EAST TENNESSEE STATE (ETSU leads, 2-1) • 1988: MSU, 86-59 at Starkville • 1989: ETSU, 91-82 at Johnson City • 2011: ETSU, 63-62 at Starkville • <i>At Starkville: Tied, 1-1</i> • <i>At Johnson City: ETSU leads, 1-0</i>
DELTA STATE (MSU leads, 15-1)		<ul style="list-style-type: none"> • 1935: MSU, 48-29 at Starkville • 1938: MSU, 51-35 at Starkville • 1961: MSU, 92-53 at Starkville • MSU, 99-77 at Cleveland • 1962: MSU, 84-55 at Starkville • MSU, 106-76 at Cleveland • 1963: MSU, 106-77 at Starkville • 1964: MSU, 67-52 at Cleveland • 1965: MSU, 82-63 at Jackson, MS# • 1967: MSU, 68-65 at Cleveland • 1968: MSU, 80-64 at Starkville • 1970: MSU, 86-64 at Starkville • 1971: MSU, 59-55 at Cleveland • 1985: MSU, 76-58 at Starkville • 1986: DSU, 56-53 at Starkville • 1987: MSU, 68-56 at Starkville • # - <i>Magnolia Invitational</i> • <i>At Starkville: MSU leads, 9-1</i> • <i>At Cleveland: MSU leads, 5-0</i> • <i>At Neutral Sites: MSU leads, 1-0</i> 	<ul style="list-style-type: none"> • EASTERN KENTUCKY (MSU leads, 4-0) • 1991: MSU, 94-67 at Starkville • 1992: MSU, 87-68 at Richmond • 1999: MSU, 75-62 at Oakland, CA# • 2012: MSU, 76-66 at Starkville • # - <i>Golden Bear Classic</i> • <i>At Starkville: MSU leads, 2-0</i> • <i>At Richmond: MSU leads, 1-0</i> • <i>At Neutral Sites: MSU leads, 1-0</i>
DENVER (MSU leads, 1-0)		<ul style="list-style-type: none"> • 1957: MSU, 69-65 at Evansville, IN# • # - <i>Evansville Holiday Tournament</i> • <i>At Neutral Sites: MSU leads, 1-0</i> 	<ul style="list-style-type: none"> • EASTERN MICHIGAN (Tied, 1-1) • 1991: EMU, 76-56 at Syracuse, NY\$ • 1993: MSU, 74-58 at San Juan, PR@ • \$ - <i>NCAA East Regional</i> • @ - <i>San Juan Shootout</i> • <i>At Neutral Sites: Tied, 1-1</i>
DEPAUL (Tied, 1-1)		<ul style="list-style-type: none"> • 1989: DU, 62-60 at New Orleans, LA# • 2010: MSU, 76-45 at Tampa, FL* • * - <i>SEC/Big East Challenge</i> • # - <i>USF&G Sugar Bowl Classic</i> • <i>At Neutral Sites: Tied, 1-1</i> 	<ul style="list-style-type: none"> • EVANSVILLE (Tied, 1-1) • 1975: MSU, 90-69 at Starkville • 1976: UE, 85-73 at Evansville • <i>At Starkville: MSU leads, 1-0</i> • <i>At Evansville: UE leads, 1-0</i>
DETROIT (MSU leads, 2-1)		<ul style="list-style-type: none"> • 1969: UD, 86-62 at Detroit# • 2011: MSU, 82-76 Starkville • 2012: MSU, 80-75 at Detroit • # - <i>Motor City Classic</i> • <i>At Starkville, MSU leads, 1-0</i> • <i>At Detroit: Tied, 1-1</i> 	<ul style="list-style-type: none"> • FAIRLEIGH DICKINSON (MSU leads, 1-0) • 2009: MSU, 84-58 at Starkville • <i>At Starkville MSU leads, 1-0</i>
FAIRFIELD (MSU leads, 1-0)		<ul style="list-style-type: none"> • 2005: MSU, 53-49 at Birmingham, AL# • # - <i>Coaches vs. Cancer Classic</i> • <i>At Neutral Sites: MSU leads, 1-0</i> 	



MSU NON-CONFERENCE SERIES RECORDS

FLORIDA A&M (MSU leads, 2-0)

2002: MSU, 92-55 at Starkville
 2005: MSU, 104-80 at Starkville
At Starkville: MSU leads, 2-0

FLORIDA ATLANTIC (Tied, 1-1)

2011: FAU, 61-59 at Starkville
 2012: MSU, 75-68 at Starkville
At Starkville: Tied, 1-1

FLORIDA INTERNATIONAL (MSU leads, 2-0)

1983: MSU, 102-66 at Starkville
 1993: MSU, 58-51 at San Juan, PR#
 # - San Juan Shootout
At Starkville: MSU leads, 1-0
At Neutral Sites: MSU leads, 1-0

FLORIDA STATE (Tied, 4-4)

1952: MSU, 75-47 at Starkville
 1953: FSU, 82-52 at Tallahassee
 1954: MSU, 87-75 at Starkville
 1955: FSU, 91-76 at Starkville
 FSU, 102-86 at Tallahassee
 1956: MSU, 79-71 (ot) at Charlotte, NC#
 1999: FSU, 69-58 at Honolulu, HI@
 2007: MSU, 86-71 at Starkville\$
 # - Carrousel Classic
 @ - Outrigger Hotels Rainbow Classic
 \$ - MasterCard NIT
At Starkville: MSU leads, 3-1
At Tallahassee: FSU leads, 2-0
At Neutral Sites: Tied, 1-1

FLORIDA TECH (MSU leads, 1-0)

1994: MSU, 95-61 at Starkville
At Starkville: MSU leads, 1-0

FORT BENNING (GA.) (MSU leads, 1-0)

1925: MSU, 41-38 at Fort Benning
At Fort Benning: MSU leads, 1-0

FRESNO STATE (Tied, 1-1)

1981: FSU, 58-45 at Fresno#
 1997: MSU, 62-60 at San Juan, PR@
 # - Sun Met Classic
 @ - Puerto Rico Holiday Classic
At Fresno: FSU leads, 1-0
At Neutral Sites: MSU leads, 1-0

FURMAN (MSU leads, 4-0)

1920: MSU, 69-26 at Greenville
 1921: MSU, 41-7 at Atlanta, GA+
 1923: MSU, 47-23 at Atlanta, GA+
 1971: MSU, 84-74 at Greenville#
 + - SIAA Tournament
 # - Poinsettia Classic
At Greenville: MSU leads, 2-0
At Neutral Sites: MSU leads, 2-0

GEORGE MASON (Tied, 1-1)

2006: MSU, 63-61 at Starkville
 2007: GMU, 63-59 at Fairfax
At Starkville: MSU leads, 1-0
At Fairfax: GMU leads, 1-0

GEORGE WASHINGTON (MSU leads, 2-1)

1964: MSU, 89-81 at Owensboro, KY#
 1968: MSU, 70-55 at Houston, TX@
 1997: GW, 57-36 at Landover, MD&
 # - All-American Tournament
 @ - Bluebonnet Classic
 & - Franklin National Bank Classic
At Neutral Sites: MSU leads, 2-1

GEORGIA STATE (MSU leads, 2-0)

2002: MSU, 72-63 at Atlanta, GA#
 2003: MSU, 78-54 at Jackson, MS
 # - Chick-fil-A Peach Bowl Cl. for Kids
At Neutral Sites: MSU leads, 2-0

GEORGIA TECH (GT leads, 16-13)

1922: GT, 34-30 at Atlanta+
 1923: MSU, 45-31 at Starkville
 MSU, 25-19 at Atlanta+
 1924: MSU, 40-32 at Atlanta
 MSU, 51-28 at Starkville
 1926: MSU, 31-20 at Atlanta
 1927: GT, 40-24 at Atlanta!
 1937: GT, 43-30 at Knoxville, TN*
 1943: MSU, 48-41 at Louisville, KY*
 1945: GT, 60-33 at Louisville, KY*
 1947: GT, 65-52 at Louisville, KY*
 1951: GT, 55-46 at Starkville
 1952: GT, 66-64 at Atlanta
 1953: MSU, 66-62 at Starkville
 1954: MSU, 75-74 at Atlanta
 1955: GT, 90-71 at Starkville
 1956: GT, 87-59 at Atlanta
 1957: GT, 80-77 at Atlanta
 1958: GT, 78-61 at Atlanta
 1959: MSU, 75-67 at Starkville
 1960: GT, 82-60 at Atlanta
 1961: MSU, 62-61 (ot) at Starkville
 1962: MSU, 57-56 at Atlanta
 1963: MSU, 81-69 at Starkville
 1964: GT, 59-45 at Atlanta
 1965: GT, 83-65 at Starkville
 GT, 75-73 at Atlanta
 1974: MSU, 85-77 at Atlanta
 1975: GT, 64-61 at Starkville
 + - SIAA Tournament
 ! - Southern Conference Tournament
 * - SEC Tournament
At Starkville: MSU leads, 6-4
At Atlanta: GT leads, 9-6
At Neutral Sites: GT leads, 3-1

GONZAGA (GU leads, 1-0)

1998: GU, 70-68 at Fairbanks, AK#
 # - Can You Score Top of the World Cl.
At Neutral Sites: GU leads, 1-0

MSU NON-CONFERENCE SERIES RECORDS



HATTIESBURG YMCA (MSU leads, 1-0)		(Tied, 1-1)	
1925: MSU, 22-19	at Hattiesburg	1975: ISU, 82-72	at Terre Haute#
<i>At Hattiesburg: MSU leads, 1-0</i>		1976: MSU, 85-82	at Starkville
HAWAII (Tied, 2-2)		# - Indiana Hall of Fame Classic	
1969: UH, 74-69	at Lafayette, LA#	At Starkville: MSU leads, 1-0	
1973: MSU, 97-85	at Mobile, AL@	At Terre Haute: ISU leads, 1-0	
1988: MSU, 68-55	at Honolulu&	IOWA (UI leads, 2-0)	
2011: UH, 68-57	at Honolulu^	1980: UI, 81-62	at Dayton, OH#
# - Bayou Classic		1993: UI, 69-54	at Iowa City@
@ - Senior Bowl Tournament		# - Dayton Invitational	
& - Rainbow Classic		@ - Amana Hawkeye Classic	
^ - Diamondhead Classic		At Iowa City: UI leads, 1-0	
At Honolulu: Tied, 1-1		At Neutral Sites: UI leads, 1-0	
At Neutral Sites: Tied, 1-1		IOWA STATE (MSU leads, 2-0)	
HOLY CROSS (MSU leads, 1-0)		1979: MSU, 80-70	at Jackson, MS
2006: MSU, 76-75 at Guaynabo, PR#		1980: MSU, 84-63	at Ames
# - San Juan Shootout		At Ames: MSU leads, 1-0	
At Neutral Sites: MSU leads, 1-0		At Neutral Sites: MSU leads, 1-0	
HOUSTON (UH leads, 5-2)		JACKSON STATE (MSU leads, 4-0)	
1963: UH, 79-76 (ot)	at New Orleans#	1985: MSU, 77-46	at Starkville
1964: UH, 69-61	at Houston@	1986: MSU, 77-62	at Jackson
1982: UH, 96-49	at Houston&	2003: MSU, 71-56	at Starkville
1983: UH, 74-65	at Houston	2010: MSU, 81-67	at Starkville
1984: UH, 68-62	at Starkville	At Starkville: MSU leads, 3-0	
2009: MSU, 82-65	at Starkville	At Jackson: MSU leads, 1-0	
2010: MSU, 70-64	at Houston	JACKSONVILLE (MSU leads, 3-0)	
# - Sugar Bowl Tournament		1991: MSU, 79-65	at Jacksonville
@ - Bluebonnet Tournament		1992: MSU, 77-74	at Starkville
& - Kettle Classic		2003: MSU, 100-65	at Starkville
At Starkville: Tied, 1-1		At Starkville: MSU leads, 2-0	
At Houston: UH leads, 3-1		At Jacksonville: MSU leads, 1-0	
At Neutral Sites: UH leads, 1-0		JACKSONVILLE STATE (MSU leads, 4-0)	
HOUSTON BAPTIST (MSU leads, 1-0)		1999: MSU, 73-54	at Starkville
1974: MSU, 85-74	at Starkville	2000: MSU, 73-61	at Jacksonville
At Starkville: MSU leads, 1-0		2005: MSU, 95-53	at Jackson, MS
IDAHO (Tied, 1-1)		2006: MSU, 104-80	at Jackson, MS
1987: UI, 70-67 (ot)	at Portland, OR#	At Starkville: MSU leads, 1-0	
2000: MSU, 86-81	at Bozeman, MT@	At Jacksonville: MSU leads, 1-0	
# - Far West Classic		At Neutral Sites: MSU leads, 2-0	
@ - Holiday Stores/Touch America Cl.		JAMES MADISON (Tied, 1-1)	
At Neutral Sites: Tied, 1-1		1997: JMU, 75-72	at Starkville
ILLINOIS-CHICAGO (MSU leads, 1-0)		1998: MSU, 73-69	at Harrisonburg
2002: MSU, 77-74	at Las Vegas, NV#	At Starkville: JMU leads, 1-0	
# - Las Vegas Classic		At Harrisonburg: MSU leads, 1-0	
At Neutral Sites: MSU leads, 1-0		JONESBORO YMCA (YMCA leads, 1-0)	
ILLINOIS WESLEYAN (MSU leads, 1-0)		1919: YMCA, 84-25	at Jonesboro
1987: MSU, 83-78	at Starkville	At Jonesboro: YMCA leads, 1-0	
At Starkville: MSU leads, 1-0		KANSAS STATE (KSU leads, 3-0)	
INDIANA (IU leads, 1-0)		1985: KSU, 67-58	at Manhattan
1986: IU, 74-43	at Indianapolis, IN#	1986: KSU, 63-58	at Starkville
# - Hoosier Classic		1994: KSU, 78-67	at Manhattan\$
At Neutral Sites: IU leads, 1-0		\$ - National Invitation Tournament	
INDIANA STATE		At Starkville: KSU leads, 1-0	
		At Manhattan: KSU leads, 2-0	



MSU NON-CONFERENCE SERIES RECORDS

KENTUCKY WESLEYAN (MSU leads, 1-0)

1977: MSU, 89-49 at Starkville
At Starkville: MSU leads, 1-0

LAFAYETTE COLLEGE (MSU leads, 1-0)

2008: MSU, 77-53 at Jackson, MS
At Jackson: MSU leads, 1-0

LAUREL YMCA (MSU leads, 2-0)

1916: MSU, 38-25 at Laurel
1925: MSU, 30-25 at Laurel
At Laurel: MSU leads, 2-0

LIBERTY (MSU leads, 1-0)

2006: MSU, 78-67 at Guaynabo, PR#
- San Juan Shootout
At Neutral Sites: MSU leads, 1-0

LONG BEACH STATE (MSU leads, 1-0)

1976: MSU, 70-57 at Dayton, OH#
- Dayton Invitational
At Neutral Sites: MSU leads, 1-0

LONG ISLAND (MSU leads, 1-0)

1993: MSU, 61-52 at Iowa City, IA#
- Amana Hawkeye Classic
At Neutral Sites: MSU leads, 1-0

LOUISIANA-LAFAYETTE (MSU leads, 11-4)

1962: MSU, 88-61 at Starkville
1965: MSU, 74-73 at Starkville
1966: MSU, 88-73 at Starkville
1969: ULL, 81-70 at Lafayette#
1976: MSU, 96-75 at Starkville
1977: MSU, 78-72 at Lafayette
1981: MSU, 75-71 at Fresno, CA@
1983: MSU, 65-56 at New Orleans&
1987: ULL, 62-56 at Portland, OR^
1992: MSU, 86-77 (ot) at Lafayette%
1999: ULL, 60-58 at Oakland, CA~
MSU, 62-58 at Honolulu, HI?
2001: MSU, 90-80 at Tucson, AZ=
2002: MSU, 79-71 at Lafayette
2003: ULL, 79-76 at Starkville
- Bayou Classic
@ - Sun Met Classic
& - Sugar Bowl Classic
^ - Far West Classic
% - Louisiana Classics Tip-Off
~ - Golden Bear Classic
? - Outrigger Hotels Rainbow Classic
= - Bank One Fiesta Bowl Classic
At Starkville: MSU leads, 4-1
At Lafayette: MSU leads, 3-1
At Neutral Sites: MSU leads, 4-2

LOUISIANA-MONROE (MSU leads, 13-2)

1962: MSU, 89-79 at Starkville
1963: MSU, 79-56 at Monroe
1965: MSU, 72-71 at Starkville
1966: ULM, 78-72 (ot) at Starkville
1967: MSU, 81-70 at Monroe
1978: ULM, 89-78 at Starkville

• 1990: MSU, 75-68 at Shreveport, LA#
• 1993: MSU, 75-67 at Starkville
• 1994: MSU, 73-67 at Monroe
• 1995: MSU, 70-56 at Starkville
• 1996: MSU, 66-60 at Monroe
• 2002: MSU, 104-67 at Southaven, MS@
• 2004: MSU, 76-52 at Starkville
• 2009: MSU, 78-49 at Starkville
• 2012: MSU, 78-63 at Starkville

• # - Century Cellunet Classic
• @ - Las Vegas Classic
• At Starkville: MSU leads, 7-2
• At Monroe: MSU leads, 4-0
• At Neutral Sites: MSU leads, 2-0

LOUISIANA COLLEGE (MSU leads, 8-1)

• 1960: MSU, 90-61 at Starkville
• 1961: MSU, 117-86 at Jackson, MS
• 1962: MSU, 113-70 at Starkville
• 1963: MSU, 83-59 at Starkville
• 1964: MSU, 84-67 at Starkville
• 1966: MSU, 92-77 at Starkville
• 1969: MSU, 79-69 at Starkville
• 1970: LC, 77-71 at Pineville
• 1971: MSU, 73-54 at Starkville

• At Starkville: MSU leads, 7-0
• At Pineville: LC leads, 1-0
• At Neutral Sites: MSU leads, 1-0

LOUISIANA TECH (MSU leads, 10-4)

• 1948: LTU, 53-43 at Starkville
• 1960: LTU, 71-62 at Jackson, MS
• 1961: LTU, 61-60 at Ruston
• 1962: MSU, 81-58 at Starkville
• 1963: MSU, 80-61 at Ruston
• 1964: MSU, 105-61 at Starkville
• 1965: MSU, 82-78 at Ruston
• 1966: MSU, 82-70 at Starkville
• 1967: MSU, 90-73 at Ruston
• 1969: MSU, 83-73 at Starkville
• 1970: LTU, 78-71 at Ruston
• 2001: MSU, 68-63 at Starkville
• 2003: MSU, 80-38 at Starkville
• 2008: MSU, 75-45 at Starkville

• At Starkville: MSU leads, 7-1
• At Ruston: MSU leads, 2-2
• At Neutral Sites: LTU leads, 1-0

LOUISVILLE (UL leads, 3-1)

• 1951: UL, 87-53 at Louisville
• 1955: UL, 113-64 at Louisville
• 1979: MSU, 80-73 at Louisville#
• 1988: UL, 86-62 at Honolulu, HI@

• # - Louisville Holiday Classic
• @ - Rainbow Classic
• At Louisville: UL leads, 2-1
• At Neutral Sites: UL leads, 1-0

LOYOLA (CHICAGO) (LU leads, 1-0)

• 1963: LU, 61-51 at East Lansing, MI\$
• \$ - NCAA Midwest Regional
• At Neutral Sites: LU leads, 1-0

MSU NON-CONFERENCE SERIES RECORDS



LOYOLA (NEW ORLEANS)

(MSU leads, 5-1)

1927:	MSU, 38-15	at New Orleans
1937:	MSU, 59-44	at Starkville
	MSU, 37-25	at Starkville
1960:	MSU, 76-60	at Starkville
1961:	LU, 83-60	at New Orleans
1997:	MSU, 98-32	at Starkville

At Starkville: MSU leads, 4-0

At New Orleans: Tied, 1-1

LOYOLA MARYMOUNT

(MSU leads, 2-0)

2007:	MSU, 61-37	at Starkville
2008:	MSU, 85-54	at Los Angeles

At Starkville: MSU leads, 1-0

At Los Angeles: MSU leads, 1-0

MACON YMCA

(MSU leads, 1-0)

1925:	MSU, 26-24	at Macon
-------	------------	----------

At Macon: MSU leads, 1-0

MANSFIELD STATE

(Miss. State leads, 1-0)

1978:	MSU, 74-54	at Starkville
-------	------------	---------------

At Starkville: MSU leads, 1-0

MARSHALL

(MU leads, 1-0)

1972:	MU, 95-69	at Huntington#
-------	-----------	----------------

- Marshall Invitational

At Huntington: MU leads, 1-0

MARYLAND

(MSU leads, 3-0)

1926:	MSU, 22-19	at Atlanta, GA
1959:	MSU, 56-45	at New Orleans#
1962:	MSU, 64-62	at New Orleans#

! - Southern Conference Tournament

- Sugar Bowl Tournament

At Neutral Sites: MSU leads, 3-0

MARYVILLE

(MSU leads, 2-0)

1913:	MSU, 49-13	at Starkville
-------	------------	---------------

1913: MSU, 35-18

At Starkville: MSU leads, 2-0

MASSACHUSETTS

(UMass leads, 1-0)

2012:	UMass, 101-96	at Starkville#
-------	---------------	----------------

- NIT

At Starkville: MSU leads, 2-0

MCNEESE STATE

(Miss. State leads, 6-1)

1986:	McNeese, 76-67	at Lake Charles
1988:	MSU, 76-66	at Jackson, MS
2001:	MSU, 83-74	at Starkville
2002:	MSU, 70-58	at Dallas, TX\$
2003:	MSU, 81-65	at Starkville
2004:	MSU, 92-69	at Starkville
2007:	MSU, 89-63	at Starkville

\$ - NCAA Midwest Regional

At Starkville: MSU leads, 4-0

At Lake Charles: McNeese leads, 1-0

At Neutral Sites: MSU leads, 2-0

MEMPHIS

(Memphis leads, 13-11)

1947:	MSU, 51-38	at Memphis
1952:	MSU, 60-58	at Memphis

• 1955:	UM, 94-68	at Memphis
• 1956:	UM, 105-73	at Memphis
• 1957:	UM, 89-78	at Starkville
•	UM, 86-83	at Memphis
• 1958:	MSU, 56-54	at Memphis
• 1959:	MSU, 73-55	at New Orleans#
•	MSU, 53-52	at Memphis
• 1960:	UM, 79-62	at Murray, KY@
• 1962:	MSU, 83-71	at Memphis
• 1963:	MSU, 77-66	at Jackson, MS
•	UM, 71-65	at Memphis
• 1964:	UM, 73-65	at Jackson, MS
•	UM, 81-66	at Memphis
• 1967:	UM, 61-53	at Memphis
• 1968:	MSU, 71-66	at Starkville
• 1970:	UM, 83-74	at Memphis&
• 1979:	MSU, 93-64	at Memphis
• 1982:	MSU, 48-47 (ot)	at Starkville
• 1984:	MSU, 50-49	at Memphis
•	UM, 43-42	at Los Angeles^
• 1985:	UM, 68-59	at Starkville
• 2008:	UM, 77-74	at Little Rock, AR%

• # - Sugar Bowl Tournament

• @ - Murray State Invitational

• & - Liberty Bowl Classic

• ^ - Winston Tire Classic

• %- 2008 NCAA Tournament

• At Starkville: Tied, 2-2

• At Memphis: Tied, 7-7

• At Neutral Sites: UM leads, 4-2

MEMPHIS YMCA

(YMCA leads, 7-5)

• 1916:	MSU, 32-28	at Memphis
• 1919:	YMCA, 23-19	at Memphis
• 1921:	YMCA, 24-18	at Memphis
• 1922:	YMCA, 26-11	at Memphis
• 1923:	MSU, 32-22	at Memphis
• 1924:	YMCA, 21-20	at Memphis
• 1925:	YMCA, 41-33	at Memphis
•	MSU, 28-24	at Starkville
• 1926:	YMCA, 32-31	at Memphis
• 1928:	MSU, 30-20	at Memphis
• 1929:	MSU, 28-19	at Memphis
• YMCA, 27-26 at Memphis		
• At Starkville: MSU leads, 1-0		
• At Memphis: YMCA leads, 7-4		

MERCER

(MSU leads, 5-1)

• 1913:	MSU, 28-10	at Starkville
•	MSU, 29-22	at Starkville
• 1924:	MU, 24-22	at Macon
• 1926:	MSU, 35-30	at Starkville
• 1988:	MSU, 66-50	at Starkville
• 1989:	MSU, 74-63	at Albany, GA
• At Starkville: MSU leads, 4-0		
• At Macon: MU leads, 1-0		
• At Neutral Sites: MSU leads, 1-0		

MERIDIAN ALL-STARS

(MSU leads, 3-0)

• 1925:	MSU, 65-8	at Meridian
• 1927:	MSU, 52-17	at Meridian
• 1930:	MSU, 43-17	at Meridian
• At Meridian: MSU leads, 3-0		

MERIDIAN COLLEGE

(MSU leads, 1-0)

• 1920:	MSU, 48-31	at Meridian
• At Meridian: MSU leads, 1-0		



MSU NON-CONFERENCE SERIES RECORDS

MEXICO CITY YMCA			• 1913: MSU, 45-5	at Starkville
(MSU leads, 1-0)			• MSU, 43-15	at Starkville
1937: MSU, 41-16	at Starkville	• 1914: MSU, 42-9	at Starkville	
<i>At Starkville: MSU leads, 1-0</i>			• MSU, 50-11	at Starkville
MIAMI (FL)			• MSU, 43-9	at Clinton
(Tied, 2-2)			• MSU, 22-12	at Clinton
1958: MSU, 66-63	at Birmingham, AL#	• 1915: MSU, 50-0	at Starkville	
1991: UM, 74-67	at West Palm Beach@	• MSU, 53-3	at Starkville	
2007: MSU, 70-52	at Coral Gables	• 1917: MSU, 28-17	at Clinton	
2008: UM, 64-58	at Starkville	• MC, 36-31	at Clinton	
# - Birmingham Classic			• MSU, 18-8	at Starkville
@ - Eastern Airlines Palm Beach Cl.			• MSU, 23-19	at Starkville
<i>At Starkville UM leads, 1-0</i>			• 1919: MSU, 39-23	at Clinton
<i>At Coral Gables: MSU leads, 1-0</i>			• MSU, 39-31	at Clinton
<i>At Neutral Sites: Tied, 1-1</i>			• 1920: MSU, 40-16	at Starkville
MIAMI (OHIO)			• MSU, 25-23	at Starkville
(MU leads, 2-0)			• 1921: MSU, 46-16	at Starkville
1969: MU, 76-56	at Detroit, MI#	• MSU, 33-21	at Starkville	
2008: MU, 67-60	at Anaheim, CA^	• 1922: MSU, 26-6	at Clinton	
# - Motor City Classic			• MSU, 25-11	at Clinton
^ - Anaheim Classic			• MSU, 21-11	at Starkville
<i>At Neutral Sites: MU leads, 2-0</i>			• MSU, 46-8	at Starkville
MICHIGAN STATE			• 1923: MSU, 30-18	at Starkville
(Mich. State leads, 1-0)			• 1925: MSU, 33-32	at Starkville
1973: Mich. St., 90-82	at Mobile, AL#	• MC, 35-33	at Starkville	
# - Senior Bowl Tournament			• 1926: MC, 37-36	at Clinton
<i>At Neutral Sites: Mich. St. leads, 1-0</i>			• MSU, 34-32	at Starkville
MIDDLE TENNESSEE STATE			• MSU, 29-22	at Starkville
(MSU leads, 1-0)			• 1927: MSU, 27-21	at Clinton
1979: MSU, 85-50	at Starkville	• MC, 44-28	at Starkville	
<i>At Starkville: MSU leads, 1-0</i>			• 1928: MC, 34-26	at Clinton
MILLSAPS COLLEGE			• MC, 38-21	at Clinton
(MSU leads, 16-2)			• 1929: MC, 31-28	at Starkville
1912: MSU, 22-6	at Jackson	• MC, 24-21	at Starkville	
1913: MSU, 35-15	at Starkville	• MSU, 26-14	at Jackson, MS	
MC, 24-21		• MSU, 25-23	at Clinton	
1914: MSU, 63-8	at Starkville	• 1932: MSU, 27-20	at Starkville	
MSU, 46-9		• 1933: MC, 46-26	at Starkville	
MSU, 66-23		• MSU, 43-24	at Starkville	
1916: MSU, 60-21	at Jackson	• MC, 41-40	at Clinton	
MSU, 41-15		• MC, 40-31	at Clinton	
1921: MSU, 25-11	at Atlanta, GA+	• 1934: MC, 47-25	at Clinton	
1923: MSU, 32-13	at Starkville	• MSU, 29-27	at Clinton	
MC, 27-20		• MC, 38-34	at Starkville	
1924: MSU, 37-21	at Starkville	• MSU, 34-28	at Starkville	
1926: MSU, 36-14	at Jackson	• 1935: MSU, 43-37	at Starkville	
1927: MSU, 28-23	at Starkville	• MC, 34-26	at Starkville	
MSU, 38-24		• MSU, 44-42	at Clinton	
1937: MSU, 32-16	at Starkville	• MSU, 33-24	at Clinton	
MSU, 49-27		• 1937: MSU, 36-25	at Starkville	
1940: MSU, 38-28	at Jackson	• MSU, 46-42	at Clinton	
+ - SIAA Tournament			• 1940: MSU, 58-47	at Clinton
<i>At Starkville: MSU leads, 11-2</i>			• MSU, 73-53	at Starkville
<i>At Jackson: MSU leads, 4-0</i>			• 1941: MSU, 38-34	at Starkville
<i>At Neutral Sites: MSU leads, 1-0</i>			• MSU, 63-45	at Vicksburg, MS
MISSISSIPPI COLLEGE			• 1942: MSU, 43-25	at Starkville
(MSU leads, 54-21)			• 1945: MSU, 32-30	at Starkville
1909: MC, 26-22	at Clinton	• MC, 30-19	at Starkville	
1911: MC, 23-15	at Starkville	• MC, 46-32	at Clinton	
MC, 25-10		• MC, 45-34	at Clinton	
1912: MSU, 45-17	at Starkville	• 1947: MSU, 58-34	at Starkville	
MSU, 30-20		• MSU, 82-48	at Clinton	
MSU, 25-17		• 1951: MSU, 103-52	at Starkville	
MSU, 21-13		• 1957: MSU, 99-80	at Clinton	
			• MSU, 83-67	at Starkville
			• 1965: MC, 72-57	at Jackson, MS#
			• 1986: MSU, 74-64	at Starkville

MSU NON-CONFERENCE SERIES RECORDS



1987: MSU, 86-68 at Starkville
 # - Magnolia Invitational
 At Starkville: MSU leads, 34-10
 At Clinton: MSU leads, 18-10
 At Neutral Sites: MSU leads, 2-1

MISSISSIPPI VALLEY STATE (MSU leads, 3-0)

2001: MSU, 93-58 at Starkville
 2007: MSU, 82-63 at Starkville\$
 2010: MSU, 73-45 at Starkville
 \$ - MasterCard NIT
 At Starkville: MSU leads, 3-0

MISSOURI (MU leads, 2-1)

1975: MU, 102-78 at Columbia#
 2007: MU, 83-75 at Columbia
 2008: MSU, 87-75 at Starkville
 # - Show Me Classic
 At Starkville MSU leads 1-0
 At Columbia: MU leads, 2-0

MISSOURI-KANSAS CITY (MSU leads, 2-1)

1993: UMKC, 89-87 (ot) at Kansas City
 1994: MSU, 83-61 at Starkville
 2005: MSU, 82-64 at Starkville
 At Starkville: MSU leads, 2-0
 At Kansas City: UMKC leads, 1-0

MISSOURI WESTERN (MSU leads, 1-0)

1976: MSU, 87-71 at Starkville
 At Starkville: MSU leads, 1-0

MOBILE YMCA (Tied, 1-1)

1920: YMCA, 43-28 at Mobile
 1927: MSU, 26-17 at Mobile
 At Mobile: Tied, 1-1

MONMOUTH (MSU leads, 1-0)

2004: MSU, 85-52 at Orlando, FL\$
 \$ - NCAA Atlanta Regional
 At Neutral Sites: MSU leads, 1-0

MONTANA (MSU leads, 1-0)

1995: MSU, 90-85 (2ot) at Missoula#
 # - Missoulian/Coca-Cola Classic XV
 At Missoula: MSU leads, 1-0

MONTANA STATE (Mont. State leads, 2-1)

1968: Mont. St., 81-73 at Houston#
 2000: Mont. St., 74-70 at Bozeman@
 2001: Miss. St., 81-63 at Starkville
 # - Bluebonnet Classic
 @ - Holiday Stores/Touch America Cl.
 At Starkville: Miss. St. leads, 1-0
 At Bozeman: Mont. St. leads, 1-0
 At Neutral Sites: Mont. St. leads, 1-0

MOREHEAD STATE (Miss. State leads, 4-0)

1958: MSU, 46-41 at Starkville
 1959: MSU, 87-63 at Starkville
 1960: MSU, 75-73 (ot) at Morehead
 1980: MSU, 84-62 at Starkville
 At Starkville: Miss. St. leads, 3-0
 At Morehead: Miss. St. leads, 1-0

MURRAY STATE (Miss. State leads, 7-2)

1941: MUR, 56-36 at Murray
 1957: MUR, 91-80 at Murray
 1958: MSU, 86-69 at Starkville
 MSU, 75-57 at Murray
 1959: MSU, 63-62 at Murray
 MSU, 63-48 at Starkville
 1961: MSU, 94-81 at Starkville
 1962: MSU, 69-57 at Murray
 2008: MSU, 78-61 at Starkville
 At Starkville: Miss. St. leads, 4-0
 At Murray: Miss. St. leads, 3-2

NASHVILLE RAMBLERS (NR leads, 2-0)

1924: NR, 32-28 at Nashville
 1929: NR, 26-14 at Nashville
 At Nashville: NR leads, 2-0

NEBRASKA (MSU leads, 1-0)

1996: MSU, 69-66 at Portland, OR#
 # - Ford Far West Classic
 At Neutral Sites: MSU leads, 1-0

UNLV (UNLV leads, 1-0)

1981: UNLV, 75-67 at Las Vegas#
 # - Holiday Classic
 At Las Vegas: UNLV leads, 1-0

NEW ORLEANS (MSU leads, 7-1)

1977: MSU, 86-83 at Starkville
 1989: MSU, 76-65 at Starkville
 1990: MSU, 62-55 at New Orleans
 UNO, 65-60 at New Orleans\$
 2004: MSU, 77-59 at Tupelo, MS
 2005: MSU, 74-59 at New Orleans
 2006: MSU, 67-59 at Starkville
 2007: MSU, 89-63 at Jackson, MS
 \$ - National Invitation Tournament
 At Starkville: MSU leads, 3-0
 At New Orleans: MSU leads, 2-1
 At Neutral Sites: MSU leads, 2-0

NEW ORLEANS YMCA (YMCA leads, 1-0)

1909: YMCA, 22-20 at New Orleans
 At New Orleans: YMCA leads, 1-0

NICHOLLS STATE (MSU leads, 6-0)

1995: MSU, 81-65 at Starkville
 2002: MSU, 95-59 at Starkville
 2005: MSU, 98-69 at Starkville
 2007: MSU, 90-55 at Starkville
 2009: MSU, 74-68 at Jackson
 2011: MSU, 67-58 at Starkville
 At Starkville: MSU leads, 5-0
 At Jackson MSU leads, 1-0

NORTH ALABAMA (MSU leads, 3-0)

1983: MSU, 80-49 at Starkville
 1984: MSU, 70-64 at Starkville
 2009: MSU, 106-61 at Starkville
 At Starkville: MSU leads, 3-0



MSU NON-CONFERENCE SERIES RECORDS

NORTH CAROLINA (UNC leads, 5-0)

1924: UNC, 33-23 at Atlanta, GA!
 1926: UNC, 38-23 at Atlanta, GA!
 1929: UNC, 43-18 at Atlanta, GA!
 1965: UNC, 84-80 at Blacksburg, VA#
 2010: UNC, 76-75 at Starkville@
 @ - NIT

! - Southern Conference Tournament
 # - Virginia Tech Invitational
 At Neutral Sites: UNC leads, 4-0
 At Starkville: UNC leads, 1-0

North Carolina A&T (MSU leads, 1-0)

2011: MSU, 74-58 at Starkville
 At Starkville: MSU leads, 1-0

NORTH CAROLINA STATE (MSU leads, 1-0)

1926: MSU, 32-29 at Atlanta, GA!
 ! - Southern Conference Tournament
 At Neutral Sites: MSU leads, 1-0

UNC WILMINGTON (Tied, 1-1)

1996: MSU, 77-54 at Starkville
 1997: UNCW, 71-54 at Wilmington
 At Starkville: MSU leads, 1-0
 At Wilmington: UNCW leads, 1-0

NORTH TEXAS (MSU leads, 2-0)

1973: MSU, 66-65 at Monroe, LA#
 2012: MSU, 82-59 at Starkville
 # - Pacemaker Classic
 At Neutral Sites: MSU leads, 1-0
 At Starkville: MSU leads, 1-0

NORTHEAST MISSOURI ST. (MSU leads, 2-0)

1977: MSU, 107-58 at Starkville
 1993: MSU, 75-48 at Starkville
 At Starkville: MSU leads, 2-0

NORTHERN ARIZONA (MSU leads, 1-0)

1994: MSU, 85-64 at Tempe, AZ#
 # - ASU-Tribune Classic
 At Neutral Sites: MSU leads, 1-0

NORTHWESTERN (MSU leads, 1-0)

2000: MSU, 70-65 at St. Charles, MO#
 # - USBWA Hoop & Quill Classic
 At Neutral Sites: MSU leads, 1-0

NORTHWESTERN STATE (MSU leads, 6-1)

1983: MSU, 97-59 at Starkville
 1995: MSU, 98-58 at Starkville
 1997: MSU, 78-61 at Starkville
 1998: MSU, 84-73 at Starkville
 1999: MSU, 75-46 at Tupelo, MS
 2006: NSU, 76-75 (ot) at Starkville
 2012: MSU, 82-67 at Jackson

At Starkville: MSU leads, 4-1
 At Neutral Sites: MSU leads, 2-0

OGLETHORPE (MSU leads, 2-0)

1936: MSU, 57-23 at Starkville
 MSU, 47-26 at Starkville
 At Starkville: MSU leads, 2-0

OHIO STATE (OSU leads, 1-0)

1991: OSU, 82-80 at W. Palm Beach#
 # - Eastern Airlines Palm Beach Cl.
 At Neutral Sites: OSU leads, 1-0

OKLAHOMA (MSU leads, 3-0)

1996: MSU, 76-71 at Norman
 1998: MSU, 67-65 (ot) at Starkville
 2003: MSU, 54-45 at New Orleans, LA#
 # - Nokia Sugar Bowl Basketball Cl.
 At Starkville: MSU leads, 1-0
 At Norman: MSU leads, 1-0
 At Neutral Sites: MSU leads, 1-0

OLD DOMINION (MSU leads, 3-2)

1977: ODU, 82-78 at Norfolk#
 1997: MSU, 80-73 at Starkville
 ODU, 72-71 (ot) at San Juan, PR@
 1998: MSU, 62-57 at Norfolk
 2010: MSU, 69-55 at South Padre Island, TX!
 ! - South Padre Island Invitational
 # - Old Dominion Classic
 @ - Puerto Rico Holiday Classic
 At Starkville: MSU leads, 1-0
 At Norfolk: Tied, 1-1
 At Neutral Sites: Tied, 1-1

ORAL ROBERTS (MSU leads, 1-0)

1979: MSU, 91-69 at Louisville, KY#
 # - Louisville Holiday Classic
 At Neutral Sites: MSU leads, 1-0

OREGON (MSU leads, 1-0)

2008: MSU, 76-69 at Little Rock, AR#
 # - 2008 NCAA Tournament
 At Neutral Sites: MSU leads, 1-0

OREGON STATE (MSU leads, 1-0)

1996: MSU, 76-62 at Portland, OR#
 # - Ford Far West Classic
 At Neutral Sites: MSU leads, 1-0

OUACHITA BAPTIST (MSU leads, 1-0)

1949: MSU, 61-45 at Starkville
 At Starkville: MSU leads, 1-0

PACIFIC (MSU leads, 1-0)

1980: MSU, 65-63 at Dayton, OH#
 # - Dayton Invitational
 At Neutral Sites: MSU leads, 1-0

PARK AVIATION FIELD (PAF leads, 1-0)

1919: PAF, 28-18 at Memphis
 At Memphis: PAF leads, 1-0

MSU NON-CONFERENCE SERIES RECORDS



PENN STATE (MSU leads, 1-0)	•	RICE (MSU leads, 3-0)	•
1998: MSU, 58-57 at El Paso, TX#	•	1961: MSU, 68-60 at Houston	•
# - <i>Sierra Providence Sun Classic</i>	•	1988: MSU, 72-68 at Houston	•
At Neutral Sites: MSU leads, 1-0	•	1989: MSU, 63-61 at Starkville	•
	•	At Starkville: MSU leads, 1-0	•
	•	At Houston: MSU leads, 2-0	•
PINE BLUFF YMCA (YMCA leads, 3-0)	•	RICHMOND (Tied, 2-2)	•
1921: YMCA, 18-15 at Pine Bluff	•	2001: UR, 83-72 at Starkville	•
1922: YMCA, 32-22 at Pine Bluff	•	2002: MSU, 71-57 at Richmond	•
YMCA, 26-25 at Pine Bluff	•	MSU, 74-72 at Las Vegas, NV#	•
At Pine Bluff: YMCA leads, 3-0	•	2010: UR, 63-62 at South Padre Island, TX!	•
	•	! - South Padre Island Invitational	•
PITTSBURGH (MSU leads, 1-0)	•	# - <i>Las Vegas Classic</i>	•
2001: MSU, 66-61 at Pittsburgh\$	•	At Starkville: UR leads, 1-0	•
\$ - <i>TiVo National Invitation Tourney</i>	•	At Richmond: MSU leads, 1-0	•
At Pittsburgh: MSU leads, 1-0	•	At Neutral Sites: Tied, 1-1	•
	•	RIDER (Tied, 1-1)	•
PORTLAND (MSU leads, 1-0)	•	1980: MSU, 72-64 at Mobile, AL#	•
1981: MSU, 46-45 at Las Vegas, NV#	•	2010: Rider, 88-74 at Starkville	•
# - <i>Holiday Classic</i>	•	# - <i>Senior Bowl Tournament</i>	•
At Neutral Sites: MSU leads, 1-0	•	At Starkville: MSU leads, 1-0	•
	•	At Neutral Sites: MSU leads, 1-0	•
PRAIRIE VIEW A&M (MSU leads, 1-0)	•	RUTGERS (RU leads, 1-0)	•
1992: MSU, 97-52 at Lafayette, LA#	•	2000: RU, 74-69 at St. Charles, MO#	•
# - <i>Louisiana Classics Tip-Off</i>	•	# - <i>USBWA Hoop & Quill Classic</i>	•
At Neutral Sites: MSU leads, 1-0	•	At Neutral Sites: RU leads, 1-0	•
	•	ST. BONAVENTURE (MSU leads, 2-0)	•
PRINCETON (Tied, 1-1)	•	2009: MSU, 76-71 at Olean, NY	•
1966: PU, 69-67 at Charlotte, NC#	•	2010: MSU, 105-53 at Starkville	•
1996: MSU, 63-41 at Indianapolis, IN\$	•	At Starkville: MSU leads, 1-0	•
# - <i>Charlotte Invitational</i>	•	At Olean: MSU leads, 1-0	•
\$ - <i>NCAA Southeast Regional</i>	•	ST. JOSEPH'S (PA.) (SJU leads, 3-1)	•
At Neutral Sites: Tied, 1-1	•	1937: SJU, 36-28 at Philadelphia	•
PURDUE (PU leads, 1-0)	•	1938: SJU, 39-23 at Philadelphia	•
1985: PU, 77-46 at El Paso, TX#	•	1995: MSU, 76-66 at Casper, WY#	•
# - <i>Sun Bowl Classic</i>	•	1998: SJU, 65-58 at El Paso, TX@	•
At Neutral Sites: PU leads, 1-0	•	# - <i>MiniMart/Gatorade Wyoming Cowboy Shootout</i>	•
	•	@ - <i>Sierra Providence Sun Classic</i>	•
RAIL LITES (RL leads, 2-0)	•	At Philadelphia: SJU leads, 2-0	•
1928: RL, 45-25 at Chattanoogaoga	•	At Neutral Sites: Tied, 1-1	•
1929: RL, 44-20 at Chattanoogaoga	•	ST. LOUIS UNIVERSITY (SLU leads, 1-0)	•
At Chattanoogaoga: RL leads, 2-0	•	1951: SLU, 63-46 at St. Louis	•
	•	At St. Louis: SLU leads, 1-0	•
RHODE ISLAND (MSU leads, 1-0)	•	ST. MARY'S (CALIF.) (Tied, 1-1)	•
1972: MSU, 86-72 at Huntington, WV#	•	2005: MSU, 67-54 at New York, NY#	•
# - <i>Marshall Invitational</i>	•	2011: SM, 94-72 Las Vegas	•
At Neutral Sites: MSU leads, 1-0	•	# - <i>Coaches vs. Cancer Classic</i>	•
	•	At Neutral Sites: Tied, 1-1	•
RHODES COLLEGE (MSU leads, 12-0)	•	ST. PAUL'S COLLEGE (Tied, 1-1)	•
1934: MSU, 67-26 at Memphis	•	1915: SPC, 29-19 at Covington	•
MSU, 64-25 at Memphis	•	MSU, 32-22 at Covington	•
1935: MSU, 57-17 at Starkville	•	At Covington: Tied, 1-1	•
MSU, 64-29 at Starkville	•		•
1939: MSU, 30-28 at Starkville	•		•
MSU, 38-28 at Starkville	•		•
1941: MSU, 42-40 at Starkville	•		•
MSU, 51-33 at Memphis	•		•
1956: MSU, 76-63 at Starkville	•		•
1957: MSU, 83-56 at Memphis	•		•
1958: MSU, 97-75 at Starkville	•		•
1959: MSU, 91-46 at Memphis	•		•
At Starkville: MSU leads, 7-0	•		•
At Memphis: MSU leads, 5-0	•		•



MSU NON-CONFERENCE SERIES RECORDS

ST. STANISLAUS (MISS.) (MSU leads, 2-0)

1925: MSU, 22-11 at Bay St. Louis
 1927: MSU, 31-15 at Bay St. Louis
At Bay St. Louis: MSU leads, 2-0

ST. THOMAS (PA.) (ST leads, 1-0)

1938: ST, 35-34 at Scranton
At Scranton: ST leads, 1-0

SAM HOUSTON STATE (MSU leads, 1-0)

1999: MSU, 80-67 at Starkville
At Starkville: MSU leads, 1-0

SAMFORD (MSU leads, 25-6)

1920: MSU, 56-10 at Starkville
 MSU, 27-13 at Starkville
 HC, 26-23 at Birmingham
 1939: MSU, 31-29 at Starkville
 HC, 43-40 at Starkville
 1940: MSU, 45-36 at Starkville
 MSU, 38-32 at Starkville
 1941: MSU, 29-28 at Starkville
 HC, 29-26 at Starkville
 MSU, 48-37 at Birmingham
 1942: MSU, 29-26 at Starkville
 MSU, 36-32 at Starkville
 1947: MSU, 55-32 at Birmingham
 HC, 41-39 at Starkville
 1953: MSU, 81-56 at Starkville
 MSU, 91-87 at Birmingham
 1954: MSU, 87-60 at Starkville
 MSU, 72-67 at Birmingham
 1955: MSU, 78-55 at Starkville
 MSU, 82-79 at Birmingham
 1956: MSU, 108-65 at Starkville
 1957: MSU, 106-70 at Starkville
 1958: MSU, 114-57 at Starkville
 1967: MSU, 96-65 at Starkville
 1968: SU, 66-63 at Birmingham
 1969: SU, 68-59 at Starkville
 1973: MSU, 86-61 at Starkville
 1974: MSU, 110-74 at Starkville
 1975: MSU, 91-80 at Birmingham
 1976: MSU, 77-57 at Starkville
 1992: MSU, 72-48 at Starkville

At Starkville: MSU leads, 20-3
At Birmingham: MSU leads, 5-3

SAN DIEGO (MSU leads, 2-1)

2009: USD, 64-61 at Starkville
 2010: MSU, 77-68 at San Diego
 2011: MSU, 69-52 Honolulu^
 ^ - *Diamondhead Classic*
At Starkville: SD leads, 1-0
At San Diego: MSU leads, 1-0
At Neutral Sites: MSU leads, 1-0

SAN JOSE STATE (Tied, 1-1)

1986: MSU, 75-65 at Indianapolis, IN#
 1987: SJSU, 62-56 at Portland, OR@
 # - *Hoosier Classic*
 @ - *Far West Classic*
At Neutral Sites: Tied, 1-1

SANTA CLARA (MSU leads, 3-0)

1995: MSU, 75-67 at Boise, ID\$
 2004: MSU, 66-61 (ot) at Santa Clara
 2006: MSU, 82-69 (ot) at Starkville
 \$ - *NCAA West Regional*
At Starkville: MSU leads, 1-0
At Santa Clara: MSU leads, 1-0
At Neutral Sites: MSU leads, 1-0

UNIVERSITY OF THE SOUTH (MSU leads, 10-1)

1927: MSU, 53-10 at Starkville
 1932: MSU, 25-22 at Starkville
 1952: MSU, 71-46 at Starkville
 MSU, 73-67 at Sewanee
 1953: MSU, 60-53 at Starkville
 1954: MSU, 65-61 at Sewanee
 1955: MSU, 77-74 at Starkville
 1956: SC, 76-72 at Sewanee
 1971: MSU, 102-73 at Starkville
 1972: MSU, 69-48 at Sewanee
 1973: MSU, 83-65 at Starkville
At Starkville: MSU leads, 7-0
At Sewanee: MSU leads, 3-1

SOUTH ALABAMA (MSU leads, 12-1)

1970: MSU, 93-71 at Starkville
 1971: MSU, 50-38 at Mobile
 1972: MSU, 71-66 at Starkville
 1973: MSU, 72-67 (ot) at Mobile
 1979: MSU, 86-78 at Starkville
 2002: MSU, 73-66 at Starkville
 2003: MSU, 85-74 at Mobile
 2004: MSU, 71-62 at Starkville
 2005: MSU, 66-52 at Starkville
 2007: MSU, 84-46 at Starkville
 2008: USA, 71-67 at Mobile
 2009: MSU, 79-60 at Starkville
 2012: MSU, 80-65 at Starkville
At Starkville: MSU leads, 9-0
At Mobile: MSU leads, 3-1

SOUTH CAROLINA STATE (MSU leads, 1-0)

2000: MSU, 88-58 at Starkville
At Starkville: MSU leads, 1-0

SOUTH FLORIDA (MSU leads, 2-0)

1972: MSU, 90-77 at Tuscaloosa, AL#
 1974: MSU, 86-81 at Starkville
 # - *Alabama Classic*
At Starkville: MSU leads, 1-0
At Neutral Sites: MSU leads, 1-0

SOUTHEAST MISSOURI ST. (MSU leads, 1-0)

1985: MSU, 63-56 at Starkville
At Starkville: MSU leads, 1-0

SOUTHEASTERN LOUISIANA (MSU leads, 17-1)

1958: MSU, 75-61 at Starkville
 1959: MSU, 94-72 at Starkville
 1960: MSU, 83-65 at Starkville
 1961: MSU, 77-55 at Starkville
 1962: MSU, 96-73 at Starkville
 1964: MSU, 113-73 at Starkville

MSU NON-CONFERENCE SERIES RECORDS



1988: MSU, 60-51 at Hammond
 1989: MSU, 113-61 at Starkville
 1994: MSU, 81-55 at Starkville
 1995: MSU, 106-67 at Starkville
 1996: MSU, 121-78 at Starkville
 1997: MSU, 77-63 at Starkville
 1999: MSU, 97-60 at Starkville
 2000: MSU, 70-56 at Starkville
 2001: MSU, 78-58 at Southaven, MS
 2006: SLU, 57-46 at Starkville
 2008: MSU, 84-59 at Starkville
 2010: MSU, 82-67 at Starkville

At Starkville: MSU leads, 15-1
 At Hammond: MSU leads, 1-0
 At Neutral Sites: MSU leads, 1-0

SOUTHERN CALIFORNIA (MSU leads, 1-0)

1984: MSU, 57-55 at Los Angeles#
 # - Winston Tire Classic
 At Los Angeles: MSU leads, 1-0

SOUTHERN ILLINOIS (MSU leads, 2-2)

1955: MSU, 72-59 at Carbondale
 1975: MSU, 81-75 at Terre Haute, IN#
 1993: SIU, 76-64 at San Juan, PR@
 2008: SIU, 63-49 at Anaheim, CA!
 # - Indiana Hall of Fame Classic
 @ - San Juan Shootout
 ! - Anaheim Classic
 At Carbondale: MSU leads, 1-0
 At Neutral Sites: Tied, 1-1

SIU-EDWARDSVILLE (MSU leads, 1-0)

1974: MSU, 86-81 at Starkville
 At Starkville: MSU leads, 1-0

SOUTHERN MISSISSIPPI (MSU leads, 14-4)

1927: MSU, 38-21 at Hattiesburg
 1930: MSU, 50-29 at Hattiesburg
 MSU, 31-16 at Hattiesburg
 1963: MSU, 62-52 at Jackson, MS
 1964: USM, 65-60 at Jackson, MS
 1967: MSU, 72-63 at Hattiesburg#
 1972: MSU, 77-73 at Tuscaloosa, AL@
 1977: MSU, 96-72 at Starkville
 1978: MSU, 82-79 at Biloxi, MS
 1979: MSU, 87-78 at Starkville
 1981: USM, 68-53 at Jackson, MS
 1983: MSU, 81-58 at Starkville
 1984: USM, 55-48 at Hattiesburg
 1985: MSU, 71-53 at Starkville
 1994: MSU, 62-58 at Starkville
 1995: USM, 66-64 at Biloxi, MS
 1996: MSU, 72-69(ot) at Hattiesburg
 2001: MSU, 75-68 at Starkville\$

- USM Invitational
 @ - Alabama Classic
 \$ - TiVo National Invitation Tourney
 At Starkville: MSU leads, 6-0
 At Hattiesburg: MSU leads, 5-1
 At Neutral Sites: Tied, 3-3

SOUTHWEST MISSOURI ST. (MSU leads, 1-0)

1998: MSU, 79-68 at Fairbanks, AK#
 # - Can You Score Top of the World Cl.
 At Neutral Sites: MSU leads, 1-0

SPRING HILL (MSU leads, 2-0)

1942: MSU, 47-31 at Starkville
 1961: MSU, 98-75 at Starkville
 At Starkville: MSU leads, 2-0

STANFORD (Tied, 1-1)

2000: SU, 76-56 at Oakland, CA#
 2005: MSU, 93-70 at Charlotte, NC\$
 # - Pete Newell Challenge
 \$ - NCAA Austin Regional
 At Neutral Sites: Tied, 1-1

STETSON (MSU leads, 1-0)

1966: MSU, 87-76 at Starkville
 At Starkville: MSU leads, 1-0

SYRACUSE (SU leads, 3-0)

1978: SU, 76-66 at Albuquerque, NM#
 1996: SU, 77-69 at E. Rutherford, NJ\$
 2005: SU, 71-58 at New York, NY@
 # - Lobo Invitational
 \$ - NCAA Final Four
 @ - Coaches vs. Cancer Classic
 At Neutral Sites: SU leads, 3-0

TAMPA (MSU leads, 2-0)

1956: MSU, 89-64 at Starkville
 1957: MSU, 113-87 at Tampa
 At Starkville: MSU leads, 1-0
 At Tampa: MSU leads, 1-0

TENNESSEE TECH (MSU leads, 4-0)

1991: MSU, 109-76 at Starkville
 1992: MSU, 90-84 at Cookeville
 1993: MSU, 110-65 at Starkville
 1998: MSU, 83-57 at Starkville
 At Starkville: MSU leads, 3-0
 At Cookeville: MSU leads, 1-0

TENNESSEE-MARTIN (MSU leads, 7-1)

1981: MSU, 87-62 at Starkville
 1982: UTM, 65-41 at Starkville
 1992: MSU, 86-54 at Starkville
 1998: MSU, 80-60 at Tupelo, MS
 1999: MSU, 85-67 at Starkville
 2004: MSU, 90-74 at Starkville
 2008: MSU, 86-70 at Starkville
 2012: MSU, 76-50 at Starkville
 At Starkville: MSU leads, 6-1
 At Neutral Sites: MSU leads, 1-0

TENNESSEE STATE (MSU leads, 1-0)

2011: MSU, 75-65 at Starkville
 At Starkville: MSU leads, 1-0



MSU NON-CONFERENCE SERIES RECORDS

TEXAS (UT leads, 4-3)

1961: UT, 93-82 at Houston, TX
 1973: MSU, 80-69 at Starkville
 1974: MSU, 87-82 at Austin
 1977: MSU, 91-89 (ot) at Starkville
 1978: UT, 81-69 at Austin
 1999: UT, 81-77 at Honolulu, HI#
 2002: UT, 68-64 at Dallas, TX\$

- *Outrigger Hotels Rainbow Classic*
 \$ - *NCAA Midwest Regional*
 At Starkville: MSU leads, 2-0
 At Austin: Tied, 1-1
 At Neutral Sites: UT leads, 3-0

TEXAS A&M (MSU leads, 2-1)

1964: A&M, 58-54 at Houston, TX#
 1967: MSU, 62-49 at Hattiesburg, MS@
 2012: MSU, 69-60 at New York City!

! - *2K Sports Classic*
 # - *Bluebonnet Tournament*
 @ - *USM Invitational*
 At Neutral Sites: MSU leads, 2-1

TEXAS A&M-CORPUS CHRISTI (MSU leads, 2-0)

2007: MSU, 96-72 at Starkville
 2008: MSU, 95-70 at Corpus Christi

At Starkville: MSU leads, 1-0
 At Corpus Christi, TX MSU leads, 1-0

TEXAS CHRISTIAN (Tied, 1-1)

1989: TCU, 66-65 at Fort Worth
 1990: MSU, 64-60 at Starkville

At Starkville: MSU leads, 1-0
 At Fort Worth: TCU leads, 1-0

TEXAS-PAN AMERICAN (MSU leads, 2-0)

1998: MSU, 90-60 at Starkville
 2010: MSU, 75-50 at Starkville

At Starkville: MSU leads, 2-0

TEXAS SOUTHERN (MSU leads, 1-0)

1997: MSU, 95-64 at Starkville

At Starkville: MSU leads, 1-0

TEXAS TECH (TTU, 1-0)

2009: TTU, 77-73 at Newark, NJ#

- *Legebds Classic*
 At Neutral Sites: TTU leads, 1-0

TROY (MSU leads, 9-0)

1960: MSU, 66-50 at Starkville
 1977: MSU, 87-69 at Starkville
 1981: MSU, 68-52 at Starkville
 1984: MSU, 77-49 at Starkville
 1994: MSU, 118-83 at Starkville
 1996: MSU, 123-73 at Starkville
 2006: MSU, 88-77 (ot) at Starkville
 2011: MSU, 92-83 (ot) at Starkville
 2012: MSU, 106-68 at Starkville

At Starkville: MSU leads, 9-0

TULANE (MSU leads, 54-38)

1909: TU, 19-16 at New Orleans
 1914: MSU, 40-14 at Starkville
 MSU, 35-14 at Starkville
 1916: TU, 25-12 at New Orleans
 TU, 20-16 at New Orleans
 1920: MSU, 30-14 at New Orleans
 1922: MSU, 49-36 at Starkville
 MSU, 41-21 at Starkville
 1923: TU, 45-34 at New Orleans
 MSU, 30-27 at New Orleans
 1924: MSU, 38-30 at Atlanta, GA!
 1925: MSU, 29-27 at Starkville
 TU, 35-15 at New Orleans
 1926: MSU, 32-24 at New Orleans
 TU, 31-27 at Starkville
 1927: MSU, 32-18 at New Orleans
 MSU, 23-16 at New Orleans
 1928: MSU, 52-14 at Starkville
 MSU, 36-18 at Starkville
 1929: TU, 30-25 at New Orleans
 TU, 27-18 at New Orleans
 1930: MSU, 22-20 at Jackson, MS
 TU, 22-19 at Jackson, MS
 1932: MSU, 21-18 at New Orleans
 MSU, 36-26 at New Orleans
 1933: TU, 31-29 at New Orleans
 MSU, 40-29 at New Orleans
 1934: TU, 33-24 at New Orleans
 MSU, 24-17 at New Orleans
 1935: MSU, 53-31 at New Orleans
 MSU, 41-40 at New Orleans
 1936: MSU, 45-31 at Starkville
 MSU, 45-32 at Starkville
 1937: MSU, 33-23 at New Orleans
 TU, 41-29 at New Orleans
 1938: MSU, 41-36 at Starkville
 TU, 36-34 at Starkville
 1940: MSU, 54-38 at Starkville
 1941: MSU, 42-35 at New Orleans
 1942: MSU, 28-25 at Starkville
 MSU, 32-31 at New Orleans
 1943: MSU, 37-29 at Starkville
 TU, 58-43 at New Orleans
 1945: TU, 42-35 at Starkville
 1946: TU, 66-50 at Starkville
 TU, 58-52 at New Orleans
 1947: TU, 44-32 at Starkville
 TU, 57-52 at New Orleans
 1948: TU, 53-33 at Starkville
 TU, 70-47 at New Orleans
 1949: TU, 69-47 at New Orleans
 TU, 64-50 at Starkville
 1950: MSU, 55-53 at Starkville
 TU, 73-53 at New Orleans
 MSU, 56-47 at Louisville, KY*
 1951: TU, 74-52 at Starkville
 TU, 71-64 at New Orleans
 1952: MSU, 68-60 at Starkville
 TU, 71-58 at New Orleans
 1953: MSU, 67-61 at Starkville
 TU, 69-52 at New Orleans
 1954: TU, 79-56 at New Orleans
 TU, 59-53 at Starkville
 1955: TU, 69-60 at Starkville
 TU, 78-59 at New Orleans

MSU NON-CONFERENCE SERIES RECORDS



1956: TU, 110-72	at New Orleans	•	UTAH STATE
TU, 83-78	at New Orleans	•	(MSU leads, 1-0)
1957: MSU, 85-72	at Starkville	•	2012: MSU, 66-64 at Starkville
TU, 81-79	at New Orleans	•	<i>At Starkville: MSU leads, 1-0</i>
1958: MSU, 71-63	at New Orleans	•	VALPARAISO
MSU, 74-62	at Starkville	•	(VU leads, 1-0)
1959: MSU, 55-46	at Starkville	•	2000: VU, 68-59 at St. Charles, MO#
MSU, 65-51	at New Orleans	•	# - <i>USBWA Hoop & Quill Classic</i>
1960: TU, 51-47 (ot)	at New Orleans	•	<i>At Neutral Sites: VU leads, 1-0</i>
MSU, 70-66	at Starkville	•	VERMONT
1961: MSU, 73-59	at Starkville	•	(MSU leads, 1-0)
MSU, 62-57	at New Orleans	•	1978: MSU, 79-50 at Albuquerque, NM#
1962: MSU, 70-59	at New Orleans	•	# - <i>Lobo Invitational</i>
MSU, 83-62	at Starkville	•	<i>At Neutral Sites: MSU leads, 1-0</i>
1963: MSU, 91-73	at New Orleans	•	VILLANOVA
MSU, 78-67	at New Orleans	•	(VU leads, 1-0)
1964: MSU, 81-77	at Starkville	•	1994: VU, 90-82 at Tempe, AZ#
MSU, 78-71	at Starkville	•	# - <i>ASU-Tribune Classic</i>
1965: TU, 73-70	at Starkville	•	<i>At Neutral Sites: VU leads, 1-0</i>
MSU, 91-72	at New Orleans	•	VIRGINIA
1966: TU, 81-71	at New Orleans	•	(MSU leads, 2-1)
MSU, 65-63	at Starkville	•	1928: MSU, 44-28 at Atlanta, GA!
1983: MSU, 51-47	at New Orleans#	•	1964: UVA, 81-68 at Owensboro, KY#
1994: MSU, 82-78	at Biloxi, MS	•	1989: MSU, 86-84 at New Orleans@
2001: MSU, 83-66	at Starkville	•	<i>! - Southern Conference Tournament</i>
2002: MSU, 77-66	at New Orleans	•	# - <i>All-American Tournament</i>
2004: MSU, 72-50	at New Orleans#	•	@ - <i>USF&G Sugar Bowl Classic</i>
<i>! - Southern Conference Tournament</i>		•	<i>At Neutral Sites: MSU leads, 2-1</i>
<i>* - SEC Tournament</i>		•	VIRGINIA COMMONWEALTH
<i># - Sugar Bowl Classic</i>		•	(MSU leads, 1-0)
<i>At Starkville: MSU leads, 26-10</i>		•	1996: MSU, 58-51 at Indianapolis, IN\$
<i>At New Orleans: TU leads, 26-24</i>		•	\$ - <i>NCAA Southeast Regional</i>
<i>At Neutral Sites: MSU leads, 4-1</i>		•	<i>At Neutral Sites: MSU leads, 1-0</i>
TULSA		•	VIRGINIA TECH
(TU leads, 1-0)		•	(VT leads, 7-2)
2001: TU, 77-75	at Starkville\$	•	1960: VT, 82-61 at New Orleans, LA#
\$ - <i>TiVo National Invitation Tourney</i>		•	1963: VT, 82-65 at Blacksburg
<i>At Starkville: TU leads, 1-0</i>		•	1964: VT, 93-77 at Starkville
UCLA		•	1965: VT, 104-75 at Blacksburg@
(Tied, 1-1)		•	1966: VT, 79-59 at Blacksburg
1995: UCLA, 86-67	at Oakland, CA\$	•	1981: MSU, 68-61 at Starkville
2010: MSU, 72-54	at Anaheim, CA!	•	1982: VT, 75-53 at Blacksburg
<i>! - John R. Wooden Classic</i>		•	2005: MSU, 71-65 at New Orleans, LA&
\$ - <i>NCAA West Regional</i>		•	2011: VT, 88-57 at Bahamas^
<i>At Neutral Sites: Tied, 1-1</i>		•	# - <i>Sugar Bowl Tournament</i>
UNION		•	@ - <i>Virginia Tech Invitational</i>
(MSU leads, 12-0)		•	& - <i>Nokia Sugar Bowl Classic</i>
1911: MSU, 66-18	at Starkville	•	^ - <i>Battle of Atlantis</i>
MSU, 32-12	at Starkville	•	<i>At Starkville: Tied, 1-1</i>
1912: MSU, 66-18	at Starkville	•	<i>At Blacksburg: VT leads, 4-0</i>
MSU, 36-11	at Starkville	•	<i>At Neutral Sites: VT leads, 2-1</i>
1913: MSU, 35-16	at Starkville	•	WAKE FOREST
MSU, 41-15	at Starkville	•	(WFU leads, 3-1)
1922: MSU, 30-16	at Jackson, TN	•	1956: WFU, 95-68 at Charlotte, NC#
1957: MSU, 87-64	at Starkville	•	1977: MSU, 88-83 at Norfolk, VA@
1958: MSU, 80-56	at Jackson, TN	•	1985: WFU, 67-65 at El Paso, TX&
1959: MSU, 121-78	at Starkville	•	1997: WFU, 74-43 at Chicago, IL^
1960: MSU, 88-68	at Starkville	•	# - <i>Carrousel Classic</i>
1961: MSU, 115-59	at Starkville	•	@ - <i>Old Dominion Classic</i>
<i>At Starkville: MSU leads, 10-0</i>		•	& - <i>Sun Bowl Classic</i>
<i>At Jackson: MSU leads, 2-0</i>		•	^ - <i>DIRECTV Great Eight</i>
UTAH		•	<i>At Neutral Sites: WFU leads, 3-1</i>
(MSU leads, 1-0)		•	1995: MSU, 78-64 at Boise, ID\$
1995: MSU, 78-64	at Boise, ID\$	•	\$ - <i>NCAA West Regional</i>
\$ - <i>NCAA West Regional</i>		•	<i>At Neutral Sites: MSU leads, 1-0</i>
<i>At Neutral Sites: MSU leads, 1-0</i>		•	



MSU NON-CONFERENCE SERIES RECORDS

WASHINGTON (UW leads, 2-0)
 1968: UW, 82-80 at Jacksonville, FL#
 2009: UW, 71058 at Portland, OR@
 # - Gator Bowl Tournament
 @ - NCAA Tournament
 At Neutral Sites: UW leads, 2-0

WASHINGTON STATE (WSU leads, 2-0)
 2009: WSU, 63-52 at Newark, NJ#
 2011: WSU, 83-57 at Honolulu^
 # - Legebds Classic
 ^ - Diamondhead Classic
 At Neutral Sites: WSU leads, 2-0

WASHINGTON (ST. LOUIS) (WU leads, 1-0)
 1955: WU, 66-44 at St. Louis
 At St. Louis: WU leads, 1-0

WASHINGTON & LEE (MSU leads, 1-0)
 1928: MSU, 44-24 at Atlanta, GA!
 ! - Southern Conference Tournament
 At Neutral Sites: MSU leads, 1-0

WEST VIRGINIA (Tied, 1-1)
 2007: WVU, 63-62 at New York, NY\$
 2012: MSU, 75-62
 \$ - MasterCard NIT
 At Starkville: MSU leads, 1-0
 At Neutral Sites: WVU leads, 1-0

WESTERN KENTUCKY (Tied, 3-3)
 1941: WKU, 63-47 at Bowling Green
 1960: WKU, 61-50 at New Orleans#
 2000: MSU, 81-69 at Starkville
 2004: MSU, 81-75 at Bowling Green
 2009: MSU, 95-67 at Starkville
 2010: WKU, 55-52 at Bowling Green
 # - Sugar Bowl Tournament
 At Starkville: MSU leads, 2-0
 At Bowling Green: WKU leads, 2-1
 At Neutral Sites: WKU leads, 1-0

WESTERN NEW MEXICO (MSU leads, 1-0)
 1988: MSU, 86-56 at Starkville
 At Starkville: MSU leads, 1-0

WICHITA STATE (WSU leads, 3-0)
 1968: WSU, 97-67 at Wichita
 1986: WSU, 64-57 at Wichita
 1987: WSU, 61-48 at Starkville
 At Starkville: WSU leads, 1-0
 At Wichita: WSU leads, 2-0

WINTHROP (WU leads, 1-0)
 2007: WU, 74-63 at Starkville
 At Starkville: WU leads, 1-0

WRIGHT STATE (MSU leads, 1-0)
 2010: MSU, 80-69 at Starkville
 At Starkville: MSU leads, 1-0

WYOMING (MSU leads, 1-0)
 1995: MSU, 61-57 at Casper, WY#
 # - MiniMart/Gatorade Wy. Cowboy Shootout
 At Neutral Sites: MSU leads, 1-0

XAVIER (OHIO) (MSU leads, 4-1)
 1963: MSU, 75-66 at New Orleans, LA#
 2003: MSU, 71-61 at New York, NY
 2004: MSU, 82-70 at Starkville
 XU, 89-74 at Orlando, FL\$
 2005: MSU, 80-74 at Cincinnati
 # - Sugar Bowl Tournament
 \$ - NCAA Atlanta Regional
 At Starkville: MSU leads, 1-0
 At Cincinnati: MSU leads, 1-0



Arnett Moultrie was tabbed the MVP of the 2K Sports Classic after MSU upset Arizona in the finals.

MSU ALL-TIME RESULTS



1908-09			5-5	1914-15			8-6
Coach: T.H. Werner				Coach: E.C. Hayes			
J. 1	COLUMBUS ATHLETIC CLUB	35-6	W	J. 14	MISSISSIPPI COLLEGE	50-0	W
J. 22	BROWNSVILLE ATHLETIC CLUB	75-0	W	J. 15	MISSISSIPPI COLLEGE	53-3	W
J. 24	at Columbus Athletic Club	61-1	W	J. 22	AUBURN	44-16	W
J. 29	COLLEGE OF MEMPHIS	27-14	W	J. 23	AUBURN	32-11	W
J. 30	COLLEGE OF MEMPHIS	25-8	W	F. 5	ALABAMA	35-28	W
F. 5	at Mississippi College	22-26	L	F. 6	ALABAMA	33-21	W
F. 6	at LSU	12-18	L	F. 10	at St. Paul's College	19-29	L
F. 8	at LSU	10-14	L	F. 11	at St. Paul's College	32-22	W
F. 9	at Tulane	16-19	L	F. 12	at LSU	12-24	L
F. 10	at New Orleans YMCA	20-22	L	F. 13	at LSU	15-14	W
1909-10				1915-16			
No Team				11-5			
1910-11				2-4			
Coach: W.D. Chadwick				Coach: E.C. Hayes			
J. 27	MISSISSIPPI COLLEGE	15-23	L	SOUTHERN CHAMPIONS			
J. 28	MISSISSIPPI COLLEGE	10-25	L	J. 19	at Laurel YMCA	38-25	W
F. 7	LSU	17-33	L	J. 20	at Tulane	12-25	L
F. 8	LSU	12-42	L	J. 21	at Tulane	16-20	L
F. 16	UNION	66-18	W	J. 22	LSU	21-31	L
F. 17	UNION	32-12	W	J. 26	at Memphis YMCA	32-28	W
1911-12				9-0			
Coach: E.C. Hayes				1916-17			
SOUTHERN CHAMPIONS				6-4			
J. 25	MISSISSIPPI COLLEGE	45-17	W	Coach: E.C. Hayes			
J. 26	MISSISSIPPI COLLEGE	30-20	W	J. 26	at LSU	28-36	L
F. 1	UNION	66-18	W	J. 27	at LSU	17-38	L
F. 2	UNION	36-11	W	J. 29	at Mississippi College	28-17	W
F. 6	LSU	22-16	W	J. 30	at Mississippi College	31-36	L
F. 7	LSU	21-11	W	F. 5	MISSISSIPPI COLLEGE	18-8	W
F. 12	at Millsaps College	22-6	W	F. 6	MISSISSIPPI COLLEGE	23-19	W
F. 14	at Mississippi College	25-17	W	F. 16	OLE MISS	35-20	W
F. 15	at Mississippi College	21-13	W	F. 17	OLE MISS	42-24	W
1912-13				11-1			
Coach: E.C. Hayes				1917-18			
SOUTHERN CHAMPIONS				No Team (World War I)			
J. 24	MILLSAPS COLLEGE	35-15	W				
J. 25	MILLSAPS COLLEGE	21-24	L				
J. 31	UNION	35-16	W				
F. 1	UNION	41-15	W				
F. 4	MISSISSIPPI COLLEGE	45-5	W				
F. 5	MISSISSIPPI COLLEGE	43-15	W				
F. 6	ALABAMA	26-21	W				
F. 7	ALABAMA	21-16	W				
F. 13	MERCER	28-10	W				
F. 14	MERCER	29-22	W				
F. 20	MARYVILLE COLLEGE	49-13	W				
F. 21	MARYVILLE COLLEGE	35-18	W				
1913-14				13-2			
Coach: E.C. Hayes				MILESTONE WINS IN MSU HOOPS HISTORY			
SOUTHERN CHAMPIONS				Win Opponent (Date)			
J. 14	MILLSAPS COLLEGE	63-8	W	Score			
J. 15	MILLSAPS COLLEGE	46-9	W	1	COLUMBUS ATH. CLUB (1-1-09)	35-6	
J. 30	MISSISSIPPI COLLEGE	42-9	W	100	at Ole Miss (2-4-22)	27-24	
J. 31	MISSISSIPPI COLLEGE	50-11	W	200	at State Teachers College (1-12-30)	31-16	
F. 7	at Millsaps College	66-23	W	300	SPRING HILL (1-8-42)	47-31	
F. 9	at Mississippi College	43-9	W	400	at Howard College (12-17-54)	82-79	
F. 10	at Mississippi College	22-12	W	500	at Delta State (1-28-61)	99-77	
F. 13	ALABAMA	31-42	L	600	MEMPHIS STATE (12-11-67)	71-66	
F. 14	ALABAMA	26-42	L	700	KENTUCKY WESLEYAN (11-27-76)	89-49	
F. 20	TULANE	40-14	W	800	NORTH ALABAMA (12-17-83)	70-64	
F. 21	TULANE	35-14	W	900	DRAKE (12-10-91)	79-50	
F. 25	OLE MISS	68-15	W	1000	at LSU (1-29-97)	68-60	
F. 26	OLE MISS	84-18	W	1100	JACKSON STATE (12-4-02)	71-56	
F. 27	at Ole Miss	12-10	W	1200	MISS. VALLEY STATE (3-13-07)	82-63	
F. 28	at Ole Miss	20-8	W	1300	at Detroit (12-13-11)	80-75	



MSU ALL-TIME RESULTS

1918-19	4-3	1922-23	15-4
Coach: E.C. Hayes		Coach: E.C. Hayes	
J. 17 at Memphis YMCA	19-23 L	SIAA TOURNAMENT CHAMPIONS	
J. 18 at Jonesboro YMCA	25-46 L	J. 16 at LSU	36-25 W
J. 19 at Park Aviation Field	18-28 L	J. 17 at LSU	35-20 W
F. 7 at Ole Miss	32-23 W	J. 18 at Tulane	34-45 L
F. 8 at Ole Miss	52-14 W	J. 19 at Tulane	30-27 W
F. 28 at Mississippi College	39-23 W	J. 22 MILLSAPS COLLEGE	32-13 W
M. 1 at Mississippi College	39-31 W	J. 23 MILLSAPS COLLEGE	20-27 L
1919-20	12-5	J. 27 VANDERBILT	27-34 L
Coach: E.C. Hayes		F. 5 OLE MISS	29-14 W
J. 5 CHICAGO COLLEGE	20-22 L	F. 6 OLE MISS	23-18 W
J. 21 at Meridian College	48-31 W	F. 8 MISSISSIPPI COLLEGE	30-18 W
J. 22 at Mobile YMCA	28-43 L	F. 12 at Ole Miss	28-26 W
J. 23 at Tulane	30-14 W	F. 13 at Ole Miss	27-30 L
J. 24 at LSU	12-27 L	F. 14 at Memphis YMCA	32-22 W
F. 6 at Ole Miss	10-23 L	F. 19 GEORGIA TECH	45-31 W
F. 7 at Ole Miss	21-15 W	F. 24 ALABAMA	47-31 W
F. 11 HOWARD COLLEGE	56-10 W	F. 28 Furman@	47-23 W
F. 12 HOWARD COLLEGE	27-13 W	M. 1 Ole Miss@	33-26 W
F. 19 ALABAMA	23-10 W	M. 2 Georgia Tech@	25-19 W
F. 20 at Birmingham Athletic Club	37-23 W	M. 3 Chattanooga@	33-21 W
F. 21 at Howard College	23-26 L	@ SIAA Tournament - Atlanta, GA	
F. 23 Furman	69-26 W		
F. 24 MISSISSIPPI COLLEGE	40-16 W	1923-24	13-8
F. 25 MISSISSIPPI COLLEGE	25-23 W	Coach: E.C. Hayes	
F. 27 OLE MISS	49-13 W	J. 4 at Memphis YMCA	20-21 L
F. 28 OLE MISS	30-12 W	J. 5 at Birmingham Athletic Club	39-28 W
		J. 7 at Alabama	29-23 W
		J. 11 at Vanderbilt	23-24 L
		J. 12 at Nashville Ramblers	28-32 L
		J. 14 at Kentucky	17-16 W
		J. 15 at Tennessee	17-20 L
		J. 21 MILLSAPS COLLEGE	37-21 W
		J. 30 TENNESSEE	48-26 W
		F. 2 at Georgia Tech	40-32 W
		F. 4 at Mercer	22-24 L
		F. 5 at Atlanta Athletic Club	42-33 W
		F. 13 LSU	34-29 W
		F. 14 LSU	54-34 W
		F. 16 GEORGIA TECH	51-28 W
		F. 19 ALABAMA	28-45 L
		F. 21 at Ole Miss	27-29 L
		F. 23 OLE MISS	47-42 W
		F. 29 Tennessee#	33-18 W
		M. 1 Tulane#	38-30 W
		M. 3 North Carolina#	23-33 L
		# Southern Conference Tournament - Atlanta, GA	
1920-21	10-6		
Coach: E.C. Hayes			
J. 21 OLE MISS	33-12 W		
J. 22 OLE MISS	34-20 W		
J. 28 MISSISSIPPI COLLEGE	46-16 W		
J. 29 MISSISSIPPI COLLEGE	33-21 W		
F. 2 at Ole Miss	13-17 L		
F. 3 at Ole Miss	13-23 L		
F. 4 at Memphis YMCA	18-24 L		
F. 5 at Pine Bluff YMCA	15-18 L		
F. 9 ALABAMA	25-18 W		
F. 10 ALABAMA	26-15 W		
F. 17 at Alabama	23-16 W		
F. 18 at Alabama	35-13 W		
F. 19 at Birmingham Athletic Club	26-36 L		
F. 25 Furman@	41-7 W		
F. 26 Millsaps College@	25-11 W		
F. 28 Kentucky@	14-28 L		
@ SIAA Tournament - Atlanta, GA			
1921-22	12-10		
Coach: E.C. Hayes		Coach: K.P. Gatchell	
D. 28 at Pine Bluff YMCA	22-32 L	D. 18 BAYLOR MEDICAL SCHOOL	30-15 W
D. 29 at Pine Bluff YMCA	25-26 L	D. 19 at Meridian All-Stars	65-8 W
D. 30 at Memphis YMCA	11-26 L	D. 20 at St. Stanislaus	22-11 W
D. 31 at Birmingham Athletic Club	15-35 L	D. 22 at Hattiesburg YMCA	22-19 W
J. 6 BAYLOR MEDICAL SCHOOL	42-26 W	D. 23 at Laurel YMCA	30-25 W
J. 7 BAYLOR MEDICAL SCHOOL	45-15 W	J. 3 at Albany YMCA	23-40 L
J. 13 at Mississippi College	26-6 W	J. 4 at Atlanta Athletic Club	25-29 L
J. 14 at Mississippi College	25-11 W	J. 5 at Macon YMCA	26-24 W
J. 20 MISSISSIPPI COLLEGE	21-11 W	J. 6 at Fort Benning	41-38 W
J. 21 MISSISSIPPI COLLEGE	46-8 W	J. 7 at Birmingham Athletic Club	34-23 W
J. 24 at Union	30-16 W	J. 12 MISSISSIPPI COLLEGE	33-32 W
J. 25 at Vanderbilt	18-22 L	J. 13 MISSISSIPPI COLLEGE	33-35 W
J. 26 at Kentucky	21-28 L	J. 15 TULANE	29-27 W
J. 27 at Alabama	10-43 L	J. 20 at Memphis YMCA	33-41 L
J. 28 at Alabama	11-30 L	J. 24 MEMPHIS YMCA	28-24 W
F. 3 at Ole Miss	30-27 W	J. 31 at Alabama	28-36 L
F. 4 at Ole Miss	27-24 W	F. 2 at Tulane	15-35 L
F. 8 TULANE	49-36 W	F. 3 at LSU	17-24 L
F. 9 TULANE	41-21 W	F. 6 VANDERBILT	29-20 W
F. 17 OLE MISS	25-27 L	F. 9 OLE MISS	34-30 W
F. 18 OLE MISS	48-17 W	F. 14 ALABAMA	26-33 L
F. 25 Georgia Tech@	30-34 L	F. 20 at Ole Miss	38-28 W
@ SIAA Tournament - Atlanta, GA		M. 2 Kentucky#	26-31 L
		# Southern Conference Tournament - Atlanta, GA	

MSU ALL-TIME RESULTS



1925-26 14-8

Coach: Bernie Bierman

D. 22	at Memphis YMCA	31-32	L
D. 23	at Chevrolet All-Stars	17-26	L
J. 5	at Birmingham YMHA	44-13	W
J. 9	BIRMINGHAM-SOUTHERN	29-7	W
J. 14	at Mississippi College	36-37	L
J. 15	at Millsaps College	36-14	W
J. 16	at Tulane	32-24	W
J. 20	VANDERBILT	36-27	W
J. 23	at Ole Miss	20-33	L
J. 30	MERCER	35-30	W
F. 4	at Birmingham Athletic Club	31-32	L
F. 5	at Vanderbilt	20-21	L
F. 6	at Georgia Tech	31-20	W
F. 13	TULANE	27-31	L
F. 15	MISSISSIPPI COLLEGE	34-32	W
F. 16	MISSISSIPPI COLLEGE	29-22	W
F. 22	ALABAMA	34-21	W
F. 24	at Alabama	28-27	W
F. 26	Maryland#	22-19	W
F. 27	North Carolina State#	32-29	W
M. 1	Kentucky#	31-26	W
M. 2	North Carolina#	23-38	L

Southern Conference Tournament - Atlanta, GA

F. 25	Virginia#	44-28	W
F. 27	Auburn#	34-42	L
# Southern Conference Tournament - Atlanta, GA			

1928-29 8-15

Coach: Ray G. Dauber

D. 20	at Nashville Ramblers	14-26	L
D. 21	at The Rail Lites	20-44	L
D. 22	at Birmingham YMCA	18-32	L
J. 4	at Memphis YMCA	28-19	W
J. 5	at Memphis YMCA	26-27	L
J. 11	MISSISSIPPI COLLEGE	28-31	L
J. 12	MISSISSIPPI COLLEGE	21-24	L
J. 19	at Tulane	25-30	L
J. 20	at Tulane	18-27	L
J. 22	Mississippi College (@ Jackson)	26-14	W
J. 23	at Mississippi College	25-23	W
J. 26	VANDERBILT	47-32	W
F. 2	KENTUCKY	23-25	L
F. 3	Kentucky (@ Jackson)	14-32	L
F. 4	at LSU	26-16	W
F. 5	at LSU	29-39	L
F. 8	OLE MISS	32-30	W
F. 9	OLE MISS	28-26	W
F. 15	at Ole Miss	21-37	L
F. 16	at Ole Miss	27-41	L
F. 23	at Alabama	28-30	L
F. 25	ALABAMA	22-21	W
M. 1	North Carolina#	18-43	L

Southern Conference Tournament - Atlanta, GA

1926-27 17-7

Coach: Bernie Bierman

D. 18	at State Teachers College	38-21	W
D. 20	at St. Stanislaus	31-15	W
D. 21	at Loyola (New Orleans)	38-15	W
D. 22	at Mobile YMCA	26-17	W
D. 23	at Meridian All-Stars	52-17	W
J. 5	SEWANEE	53-10	W
J. 10	at Auburn	34-31	W
J. 11	at Auburn	24-27	L
J. 12	at Birmingham Athletic Club	22-21	W
J. 14	MILLSAPS COLLEGE	28-23	W
J. 15	MILLSAPS COLLEGE	38-24	W
J. 20	at Mississippi College	27-21	W
J. 21	at Tulane	32-18	W
J. 22	at Tulane	23-16	W
J. 29	VANDERBILT	34-36	L
F. 4	OLE MISS	36-22	W
F. 5	OLE MISS	30-24	W
F. 7	at Ole Miss	28-31	L
F. 8	at Ole Miss	19-26	L
F. 12	BIRMINGHAM ATHLETIC CLUB	38-33	W
F. 14	MISSISSIPPI COLLEGE	28-44	L
F. 15	ALABAMA	40-24	W
F. 18	at Alabama	11-22	L
F. 25	Georgia Tech#	24-40	L

Southern Conference Tournament - Atlanta, GA

1929-30 5-8

Coach: Ray G. Dauber

J. 10	at Meridian All-Stars	43-17	W
J. 11	at State Teachers College	50-29	W
J. 12	at State Teachers College	31-16	W
J. 17	Tulane (@ Jackson)	22-20	W
J. 18	Tulane (@ Jackson)	19-22	L
J. 24	at Kentucky	17-38	L
J. 25	at Kentucky	14-20	L
F. 1	LSU (@ Meridian)	24-30	L
F. 7	Ole Miss (@ Greenwood)	26-30	L
F. 8	Ole Miss (@ Greenwood)	19-23	L
F. 11	at Ole Miss	31-38	L
F. 12	at Ole Miss	28-27	W
F. 21	at Alabama	22-26	L

1930-31 No Team

1927-28 13-7

Coach: Ray G. Dauber

D. 16	BIRMINGHAM BOYS CLUB	19-20	L
D. 17	BIRMINGHAM BOYS CLUB	27-32	L
D. 31	at Memphis YMCA	30-20	W
J. 6	TULANE	52-14	W
J. 7	TULANE	36-18	W
J. 13	at Mississippi College	26-34	L
J. 14	at Mississippi College	21-38	L
J. 20	at Vanderbilt	44-38	W
J. 21	at The Rail Lites	25-45	L
J. 27	LSU	46-26	W
J. 28	LSU	29-23	W
F. 6	at Ole Miss	38-30	W
F. 7	at Ole Miss	29-27	W
F. 12	at Alabama	28-29	L
F. 18	ALABAMA	26-21	W
F. 20	OLE MISS	45-34	W
F. 21	OLE MISS	40-36	W
F. 24	Washington & Lee#	44-24	W

MISSISSIPPI STATE IN FINAL NATIONAL RANKINGS			
Season	Coach	W-L	Final Ranking
1956-57	Babe McCarthy	17-8	#15 AP
1957-58	Babe McCarthy	20-5	#15 AP
1958-59	Babe McCarthy	24-1	#3 AP; #T6 UPI
1961-62	Babe McCarthy	24-1	#4 AP; #4 UPI
1962-63	Babe McCarthy	22-6	#6 AP; #7 UPI
1990-91	Richard Williams	20-9	#21 AP; #18 UPI
1994-95	Richard Williams	22-8	#18 AP; #12 CNN
1995-96	Richard Williams	26-8	#19 AP; #4 CNN
2001-02	Rick Stansbury	27-8	#17 AP; #21 ESPN
2002-03	Rick Stansbury	21-10	#20 AP
2003-04	Rick Stansbury	26-4	#8 AP; #13 ESPN



MSU ALL-TIME RESULTS

1931-32		5-10					
Coach: Ray G. Dauber				F. 9	+OLE MISS	61-31	W
J. 15	at Tulane	21-18	W	F. 10	at Mississippi College	44-42	W
J. 16	at Tulane	36-26	W	F. 11	at Mississippi College	33-24	W
J. 18	at LSU	29-28	W	F. 13	+at LSU	31-67	L
J. 19	at LSU	15-40	L	F. 14	+at LSU	39-46	L
J. 25	LSU	26-30	L	F. 15	+at Tulane	53-31	W
J. 26	LSU	29-33	L	F. 16	+at Tulane	41-40	W
F. 5	at Ole Miss	19-37	L	F. 22	+at Alabama	22-30	L
F. 6	at Ole Miss	25-31	L	F. 23	+ALABAMA	45-41	W
F. 12	SEWANEE	25-22	W	F. 25	+at Ole Miss	33-35	L
F. 13	MISSISSIPPI COLLEGE	27-20	W	F. 26	+at Ole Miss	38-40	L
F. 17	ALABAMA	25-26	L	1935-36			
F. 19	OLE MISS	25-35	L	Coach: Frank Carideo			
F. 20	OLE MISS	26-38	L	D. 18	OGLETHORPE	57-23	W
F. 22	at Alabama	23-30	L	D. 19	OGLETHORPE	47-26	W
F. 26	Georgia#	26-48	L	J. 10	+FLORIDA	53-31	W
# Southern Conference Tournament - Atlanta, GA				J. 11	+FLORIDA	36-22	W
				J. 13	+LSU	49-38	W
				J. 14	+LSU	30-32	L
				J. 29	+ALABAMA	33-20	W
				F. 7	+OLE MISS	42-48	L
				F. 8	+OLE MISS	39-38	W
				F. 10	+at LSU	37-43	L
				F. 11	+at LSU	40-45	L
				F. 13	+TULANE	45-31	W
				F. 14	+TULANE	45-32	W
				F. 20	+at Ole Miss	51-43	W
				F. 21	+at Ole Miss	41-32	W
				F. 24	+at Alabama	19-54	L
				F. 29	Kentucky*	39-41	L
				* SEC Tournament - Knoxville, TN			
1932-33				6-13; 3-9 SEC			
Coach: Ray G. Dauber				1936-37			
J. 6	MISSISSIPPI COLLEGE	26-46	L	Coach: Frank Carideo			
J. 7	MISSISSIPPI COLLEGE	43-24	W	D. 12	MISSISSIPPI COLLEGE	36-25	W
J. 11	+LSU	28-32	L	D. 14	MILLSAPS COLLEGE	32-16	W
J. 12	+LSU	26-49	L	J. 8	+at Florida	27-25	W
J. 17	+at LSU	40-45	L	J. 9	+at Florida	33-16	W
J. 18	+at LSU	33-37	L	J. 11	at Duke	33-29	W
J. 20	+at Tulane	29-31	L	J. 12	at St. Joseph's (Pa.)	28-36	L
J. 21	+at Tulane	40-29	W	J. 13	at Catholic University	41-28	W
F. 3	at Mississippi College	40-41	L	J. 16	+LSU	53-36	W
F. 4	at Mississippi College	31-40	L	F. 4	LOYOLA (NEW ORLEANS)	59-44	W
F. 6	+ALABAMA	36-38	L	F. 5	LOYOLA (NEW ORLEANS)	37-25	W
F. 10	+OLE MISS	40-36	W	F. 6	MILLSAPS COLLEGE	49-27	W
F. 11	+OLE MISS	32-25	W	F. 9	+OLE MISS	36-40	L
F. 17	+at Ole Miss	49-50	L	F. 10	+OLE MISS	43-34	W
F. 18	+at Ole Miss	27-41	L	F. 12	+at Tulane	33-23	W
F. 20	+at Alabama	16-41	L	F. 13	+at Tulane	29-41	L
F. 25	Alabama*	30-25	W	F. 15	+at LSU	41-42	L
F. 27	Vanderbilt*	48-36	W	F. 16	+at LSU	39-38	W
F. 28	Kentucky*	27-46	L	F. 17	at Mississippi College	46-42	W
* SEC Tournament - Atlanta, GA				F. 18	MEXICO CITY YMCA	41-16	W
				F. 19	+ALABAMA	20-32	L
				F. 20	+at Alabama	25-38	L
				F. 22	+at Ole Miss	34-36	L
				F. 23	+at Ole Miss	42-50	L
				F. 26	Georgia Tech*	30-43	L
				* SEC Tournament - Knoxville, TN			
1933-34				8-11; 4-8 SEC			
Coach: Edwin "Goat" Hale				1937-38			
J. 9	+LSU	47-46	W	Coach: Frank Carideo			
J. 10	+LSU	23-48	L	D. 14	DELTA STATE TEACHERS	51-35	W
J. 12	at Mississippi College	25-47	L	D. 30	at St. Joseph's (Pa.)	23-39	L
J. 13	at Mississippi College	29-27	W	J. 1	at St. Thomas (Pa.)	34-35	L
J. 16	at Southwestern	67-26	W	J. 4	at Duke	25-23	W
J. 17	at Southwestern	64-25	W	J. 5	+at Tennessee	35-31	W
J. 29	+ALABAMA	24-37	L	J. 8	+TENNESSEE	34-31	W
F. 2	+OLE MISS	41-25	W	J. 11	+Ole Miss (@ Meridian)	37-49	L
F. 3	+OLE MISS	22-29	L	J. 12	+Ole Miss (@ Jackson)	58-45	W
F. 5	+at Tulane	24-33	L	J. 31	+at LSU	33-38	L
F. 6	+at Tulane	24-17	W	F. 1	+at LSU	22-31	L
F. 8	+at LSU	39-54	L	F. 4	+OLE MISS	43-41	W
F. 9	+at LSU	30-61	L				
F. 13	MISSISSIPPI COLLEGE	34-38	L				
F. 14	MISSISSIPPI COLLEGE	34-28	W				
F. 16	+at Alabama	28-29	L				
F. 19	+at Ole Miss	29-24	W				
F. 20	+at Ole Miss	35-36	L				
F. 24	Alabama*	25-37	L				
* SEC Tournament - Atlanta, GA							
1934-35				12-6; 5-5 SEC			
Coach: Edwin "Goat" Hale							
J. 12	AMORY INDEPENDENTS	58-21	W				
J. 14	SOUTHWESTERN	57-17	W				
J. 15	SOUTHWESTERN	64-29	W				
F. 1	MISSISSIPPI COLLEGE	43-37	W				
F. 2	MISSISSIPPI COLLEGE	26-34	L				
F. 5	DELTA STATE TEACHERS	48-29	W				
F. 8	+OLE MISS	55-37	W				

MSU ALL-TIME RESULTS



F. 5	+OLE MISS	44-45	L	F. 10	+at Tulane	42-35	W
F. 11	+TULANE	41-36	W	F. 18	+at Ole Miss	40-41	L
F. 12	+TULANE	34-36	L	F. 19	+OLE MISS	33-20	W
F. 14	+LSU	44-66	L	F. 21	+at Alabama	28-32	L
F. 15	+LSU	63-46	W	F. 27	Tennessee*	29-35	L
F. 18	+at Ole Miss	38-70	L	* SEC Tournament - Louisville, KY			
F. 19	+at Ole Miss	45-59	L	1941-42			
F. 22	+at Alabama	35-37	L	1941-42 13-7; 9-6 SEC			
F. 26	+ALABAMA	44-37	W	Coach: Stanfield "Dick" Hitt			
M. 3	Tennessee*	34-41	L	D. 15	HOWARD COLLEGE	29-26	W
* SEC Tournament - Baton Rouge, LA				D. 16	HOWARD COLLEGE	36-32	W
1938-39				D. 18	+AUBURN	29-39	L
8-12; 5-10 SEC				J. 8	SPRING HILL	47-31	W
Coach: Frank Carideo				J. 10	+LSU	43-41	W
D. 13	HOWARD COLLEGE	31-29	W	J. 12	+TULANE	28-25	W
D. 14	HOWARD COLLEGE	40-43	L	J. 21	MISSISSIPPI COLLEGE	43-25	W
J. 6	+Ole Miss (@ Meridian)	39-40	L	J. 23	+at Tulane	32-31	W
J. 7	+Ole Miss (@ Jackson)	37-33	W	J. 24	+at LSU	40-51	L
J. 11	SOUTHWESTERN	30-28	W	F. 2	+OLE MISS	31-33	L
J. 12	SOUTHWESTERN	38-28	W	F. 4	+at Ole Miss	52-37	W
J. 14	+TENNESSEE	24-23	W	F. 6	+VANDERBILT	38-41	L
J. 30	+LSU	32-48	L	F. 13	+at Alabama	27-37	L
J. 31	+LSU	31-29	W	F. 14	+at Auburn	41-40	W
F. 3	+at LSU	45-47	L	F. 16	+at Florida	47-48	L
F. 4	+at LSU	33-54	L	F. 17	+at Florida	48-31	W
F. 9	+at Ole Miss	43-44	L	F. 19	+ALABAMA	33-32	W
F. 10	+at Ole Miss	30-33	L	F. 21	+OLE MISS	37-30	W
F. 13	+at Kentucky	28-39	L	F. 23	+at Ole Miss	42-34	W
F. 14	+at Tennessee	30-42	L	F. 27	Tennessee*	40-50	L
F. 20	+ALABAMA	26-38	L	* SEC Tournament - Louisville, KY			
F. 23	+OLE MISS	39-36	W	1942-43			
F. 24	+OLE MISS	51-27	W	1942-43 14-8; 13-7 SEC			
F. 27	+at Alabama	36-49	L	Coach: Stanfield "Dick" Hitt			
M. 1	Vanderbilt*	40-73	L	D. 11	+AUBURN	41-35	W
* SEC Tournament - Knoxville, TN				D. 12	+AUBURN	36-26	W
1939-40				D. 14	+FLORIDA	43-36	W
9-6; 4-5 SEC				D. 15	+FLORIDA	33-29	W
Coach: Stanfield "Dick" Hitt				D. 17	+at Auburn	38-37	W
J. 5	HOWARD COLLEGE	45-36	W	D. 18	+at Auburn	44-40	W
J. 6	HOWARD COLLEGE	38-32	W	J. 8	+TENNESSEE	33-35	L
J. 13	+LSU	49-37	W	J. 9	+LSU	48-40	W
J. 27	at Millsaps College	38-28	W	J. 12	+TULANE	37-29	W
J. 29	+at LSU	42-55	L	J. 20	+at LSU	40-61	L
J. 30	at Mississippi College	58-47	W	J. 21	+at Tulane	43-58	L
F. 1	MISSISSIPPI COLLEGE	73-53	W	J. 30	+VANDERBILT	45-40	W
F. 5	+Ole Miss (@ Vicksburg)	50-46	W	F. 6	+at Tennessee	36-42	L
F. 6	+Ole Miss	47-35	W	F. 8	+at Vanderbilt	35-45	L
F. 10	+TULANE	54-38	W	F. 12	+at Ole Miss	51-52	L
F. 11	+at Kentucky	37-45	L	F. 13	+at Ole Miss	54-43	W
F. 17	+at Ole Miss	51-64	L	F. 16	+ALABAMA	49-41	W
F. 20	+at Alabama	26-34	L	F. 19	+OLE MISS	51-39	W
F. 23	+ALABAMA	33-34	L	F. 20	+OLE MISS	46-45	W
F. 28	Vanderbilt*	36-46	L	F. 22	+at Alabama	37-47	L
* SEC Tournament - Knoxville, TN				F. 27	Georgia Tech*	48-41	W
1940-41				F. 27	Kentucky*	43-52	L
12-10; 6-6 SEC				* SEC Tournament - Louisville, KY			
Coach: Stanfield "Dick" Hitt				1943-44 No Team (World War II)			
D. 11	MISSISSIPPI COLLEGE	38-34	W	1944-45			
D. 13	HOWARD COLLEGE	29-28	W	5-13; 2-9 SEC			
D. 14	HOWARD COLLEGE	26-29	L	Coach: Stanfield "Dick" Hitt			
D. 16	SOUTHWESTERN	42-40	W	J. 9	MISSISSIPPI COLLEGE	32-30	W
D. 20	+FLORIDA	30-53	L	J. 10	MISSISSIPPI COLLEGE	19-30	L
J. 7	+at Ole Miss	30-35	L	J. 12	+TENNESSEE	26-41	L
J. 8	+OLE MISS	30-23	W	J. 15	+LSU	47-39	W
J. 11	+LSU	35-26	W	J. 16	+TULANE	35-42	L
J. 20	at Southwestern	51-33	W	J. 25	COLUMBUS AFB	55-28	W
J. 21	at Murray State	36-56	L	J. 26	at Mississippi College	32-46	L
J. 22	at Western Kentucky	47-63	L	J. 27	at Mississippi College	34-45	L
J. 24	+at Tennessee	28-37	L	J. 29	+at LSU	27-62	L
J. 25	at Howard College	48-37	W	F. 1	COLUMBUS AFB	38-28	W
J. 30	+ALABAMA	31-30	W	F. 3	+at Tennessee	27-44	L
F. 5	+at Auburn	48-44	W	F. 5	+at Alabama	36-54	L
F. 7	Miss. College (@ Vicksburg)	63-45	W	F. 9	+OLE MISS	44-37	W
F. 8	+at LSU	37-39	L				

MSU ALL-TIME RESULTS



D. 10	FLORIDA STATE	75-47	W	•	D. 13	SEWANEE	77-74	W
D. 12	+LSU	59-54	W	•	D. 17	at Howard College	82-79	W
D. 13	+TULANE	68-60	W	•	J. 7	+at Georgia	75-90	L
D. 15	ARKANSAS	79-39	W	•	J. 8	+at Auburn	58-79	L
D. 17	at Arkansas State	64-63	W	•	J. 10	+at Alabama	73-99	L
J. 5	+GEORGIA	83-55	W	•	J. 15	+VANDERBILT	52-72	L
J. 9	+at Ole Miss	62-77	L	•	J. 17	+GEORGIA TECH	71-90	L
J. 12	+at Tulane	58-71	L	•	J. 19	FLORIDA STATE	76-91	L
J. 14	+at LSU	78-103	L	•	J. 29	+LSU	63-67	L
J. 18	+AUBURN	61-68	L	•	J. 31	+TULANE	60-69	L
J. 30	+at Georgia Tech	64-66	L	•	F. 4	at Memphis State	68-94	L
J. 31	at Birmingham-Southern	107-72	W	•	F. 7	+KENTUCKY	56-61	L
F. 6	+FLORIDA	72-58	W	•	F. 10	+OLE MISS	58-66	L
F. 9	+at Vanderbilt	61-86	L	•	F. 12	+TENNESSEE	67-93	L
F. 11	+at Kentucky	66-110	L	•	F. 19	+at Florida	66-77	L
F. 16	+ALABAMA	61-63	L	•	F. 21	at Florida State	86-102	L
F. 22	at Sewanee	73-67	W	•	F. 26	+at LSU	84-80	W
F. 23	+at Tennessee	69-78	L	•	F. 28	+at Tulane	59-78	L
F. 26	+OLE MISS	61-73	L	•	M. 5	+at Ole Miss	60-56	W
F. 28	LSU*	44-77	L	•				

* SEC Tournament - Louisville, KY

1952-53

9-10; 5-8 SEC

Coach: Paul Gregory

D. 1	SEWANEE	60-53	W
D. 6	BIRMINGHAM-SOUTHERN	70-45	W
D. 13	at Arkansas	71-102	L
D. 19	+at Florida	75-79	L
D. 20	at Florida State	52-82	L
J. 5	+TENNESSEE	65-63	W
J. 10	+LSU	55-75	L
J. 12	+TULANE	67-61	W
J. 17	+OLE MISS	73-60	W
J. 28	HOWARD COLLEGE	81-56	W
J. 31	+at Auburn	60-82	L
F. 2	+at Alabama	58-70	L
F. 9	+GEORGIA TECH	66-62	W
F. 14	+VANDERBILT	82-75	W
F. 20	at Howard College	91-87	W
F. 21	+at Georgia	63-75	L
F. 27	+at LSU	47-82	L
F. 28	+at Tulane	52-69	L
M. 7	+at Ole Miss	46-62	L

1953-54

11-10; 5-9 SEC

Coach: Paul Gregory

D. 4	FLORIDA STATE	87-75	W
D. 8	HOWARD COLLEGE	87-60	W
D. 16	at Arkansas State	79-74	W
J. 2	Auburn (@ Birmingham)	75-76	L
J. 9	+AUBURN	79-74	W
J. 11	+ALABAMA	52-69	L
J. 14	+at Georgia Tech	75-74	W
J. 16	+at Vanderbilt	69-79	L
J. 27	at Howard College	72-67	W
J. 30	+at LSU	54-65	L
F. 1	+at Tulane	56-79	L
F. 6	+at Ole Miss	53-63	L
F. 10	ARKANSAS STATE	74-71	W
F. 13	+at Tennessee	81-97	L
F. 15	+at Kentucky	49-81	L
F. 16	at Sewanee	65-61	W
F. 20	+FLORIDA	70-66	W
F. 22	+GEORGIA	75-60	W
F. 27	+LSU	57-61	L
M. 1	+TULANE	53-59	L
M. 6	+OLE MISS	65-59	W

1954-55

6-17; 2-12 SEC

Coach: Paul Gregory

D. 6	at Washington (St. Louis)	44-66	L
D. 7	at Southern Illinois	72-69	W
D. 8	at Louisville	64-113	L
D. 11	HOWARD COLLEGE	78-55	W

1955-56

12-12; 6-8 SEC

Coach: Babe McCarthy

D. 2	HOWARD COLLEGE	108-65	W
D. 12	SOUTHWESTERN	76-63	W
D. 14	at Arkansas State	61-76	L
D. 19	Wake Forest#	68-95	L
D. 20	Davidson#	89-82	W
D. 21	Florida State#	79-71	W
J. 7	+AUBURN	68-81	L
J. 9	+ALABAMA	75-87	L
J. 14	+at Georgia Tech	59-87	L
J. 16	+at Vanderbilt	49-69	L
J. 17	at Sewanee	72-76	L
J. 21	ARKANSAS STATE	86-78	W
J. 27	at Memphis State	73-105	L
J. 30	+at Ole Miss	100-79	W
F. 1	TAMPA	89-64	W
F. 4	+at LSU	87-78	W
F. 6	+at Tulane	72-110	L
F. 11	+at Tennessee	75-58	W
F. 13	+at Kentucky	65-86	L
F. 18	+FLORIDA	84-74	W
F. 20	+GEORGIA	83-71	W
F. 25	+LSU	71-79	L
F. 27	+TULANE	78-83	L
M. 1	+OLE MISS	82-74	W

Carrousel Classic - Charlotte, NC

1956-57

17-8; 9-5 SEC

Coach: Babe McCarthy

N. 30	UNION	87-64	W
D. 3	HOWARD COLLEGE	106-70	W
D. 5	MEMPHIS STATE	78-89	L
D. 8	at Mississippi College	99-80	W
D. 10	at Southwestern	83-56	W
D. 15	MISSISSIPPI COLLEGE	83-67	W
D. 17	ARK. STATE TEACHERS COL	102-80	W
D. 28	Denver#	69-65	W
D. 31	at Murray State	80-91	L
J. 5	+at Auburn	66-86	L
J. 7	+at Alabama	78-83	L
J. 12	+GEORGIA TECH	77-80	W
J. 14	+VANDERBILT	63-62	W
J. 19	+OLE MISS	82-72	W
J. 26	at Memphis State	83-86	L
F. 1	+LSU	81-72	W
F. 2	+TULANE	85-72	W
F. 9	+TENNESSEE	97-90	W
F. 11	+KENTUCKY	89-81	W
F. 15	at Tampa	113-87	W
F. 16	+at Florida	80-89	L
F. 18	+at Georgia	86-73	W
F. 22	+at LSU	94-76	W
F. 23	+at Tulane	79-81	L



MSU ALL-TIME RESULTS

F. 28 +at Ole Miss 81-73 W • J. 2 +AUBURN 48-64 L
 # Evansville Holiday Tournament - Evansville, IN • J. 4 +ALABAMA 85-56 W
 • J. 9 +at Georgia Tech 60-82 L
 • J. 11 +at Vanderbilt 72-79 L
 • J. 16 +at Ole Miss 60-67 L

1957-58 20-5; 9-5 SEC

Coach: Babe McCarthy

D. 2 at Union 80-56 W • J. 23 LOYOLA (NEW ORLEANS) 76-60 W
 D. 5 HOWARD COLLEGE 114-57 W • J. 30 +at LSU 71-60 W
 D. 7 SOUTHWESTERN 97-75 W • F. 1 +at Tulane OT 47-51 L
 D. 11 at Memphis State 56-54 W • F. 6 +at Tennessee 38-48 L
 D. 13 Miami, Fla.# 66-63 W • F. 8 +at Kentucky 59-90 L
 D. 14 Auburn# 52-37 W • F. 9 at Morehead State OT 75-73 W
 D. 19 MURRAY STATE 86-69 W • F. 13 +GEORGIA OT 63-67 L
 D. 27 OLE MISS@ 66-53 W • F. 15 +FLORIDA 81-75 W
 D. 28 MOREHEAD STATE@ 46-41 W • F. 20 +LSU 64-69 L
 J. 4 +AUBURN 70-42 W • F. 22 +TULANE 70-66 W
 J. 6 +ALABAMA 46-42 W • F. 27 +OLE MISS 72-54 W
 J. 11 +at Georgia Tech 61-78 L • # Murray State Invitational - Murray, KY
 J. 13 +at Vanderbilt 62-74 L • @ Sugar Bowl Tournament - New Orleans, LA
 J. 18 +at Ole Miss 62-67 L
 J. 25 at Murray State 75-57 W
 J. 27 SOUTHEASTERN LOUISIANA 75-61 W

1960-61 19-6; 11-3 SEC

Coach: Babe McCarthy

SEC CHAMPIONS

F. 1 +at LSU 71-54 W • D. 3 SOUTHEASTERN LOUISIANA 77-55 W
 F. 3 +at Tulane 71-63 W • D. 5 UNION 115-59 W
 F. 8 +at Tennessee 83-104 L • D. 8 at Louisiana Tech 60-61 L
 F. 10 +at Kentucky 62-72 L • D. 10 Louisiana College (@ Jackson) 117-86 W
 F. 15 +FLORIDA 90-78 W • D. 13 SPRING HILL 98-75 W
 F. 17 +GEORGIA 92-77 W • D. 17 MURRAY STATE 94-81 W
 F. 22 +LSU 95-72 W • D. 19 at Loyola (New Orleans) 60-83 L
 F. 24 +TULANE 74-62 W • D. 29 at Rice 68-60 W
 F. 27 +OLE MISS 91-60 W • D. 30 Texas (@ Houston) 82-93 L
 • J. 3 DELTA STATE 92-53 W
 • J. 7 +at Auburn 56-48 W
 • J. 10 +at Alabama 80-63 W
 • J. 14 +VANDERBILT 74-65 W
 • J. 16 +GEORGIA TECH OT 62-61 W
 • J. 21 +OLE MISS 63-40 W
 • J. 28 at Delta State 99-77 W
 • F. 4 +LSU 77-61 W
 • F. 6 +TULANE 73-59 W
 • F. 11 +TENNESSEE 72-67 W
 • F. 13 +KENTUCKY 62-68 L
 • F. 18 +at Florida 57-59 L
 • F. 20 +at Georgia 99-77 W
 • F. 25 +at LSU 56-54 W
 • F. 27 +at Tulane 62-57 W
 • M. 4 +at Ole Miss 70-74 L

Birmingham Classic - Birmingham, AL
 @ MSU Holiday Tournament - Starkville, MS

1958-59 24-1; 13-1 SEC

Coach: Babe McCarthy

SEC CHAMPIONS

D. 1 SOUTHEASTERN LOUISIANA 94-72 W • J. 21 +OLE MISS 63-40 W
 D. 4 UNION 121-78 W • J. 28 at Delta State 99-77 W
 D. 6 at Southwestern 91-46 W • F. 4 +LSU 77-61 W
 D. 8 at Arkansas State 72-57 W • F. 6 +TULANE 73-59 W
 D. 13 at Murray State 63-62 W • F. 11 +TENNESSEE 72-67 W
 D. 15 ARKANSAS STATE 98-71 W • F. 13 +KENTUCKY 62-68 L
 D. 19 MOREHEAD STATE 87-63 W • F. 18 +at Florida 57-59 L
 D. 29 Maryland# 56-45 W • F. 20 +at Georgia 99-77 W
 D. 30 Memphis State# 73-55 W • F. 25 +at LSU 56-54 W
 J. 3 +at Auburn 66-97 L • F. 27 +at Tulane 62-57 W
 J. 5 +at Alabama 81-64 W • M. 4 +at Ole Miss 70-74 L
 J. 10 +GEORGIA TECH 75-67 W
 J. 12 +VANDERBILT 83-65 W
 J. 17 +OLE MISS 87-58 W

1961-62 24-1; 13-1 SEC

Coach: Babe McCarthy

SEC Co-CHAMPIONS

J. 24 MURRAY STATE 63-48 W • D. 2 SOUTHEASTERN LOUISIANA 96-73 W
 J. 29 at Memphis State 53-52 W • D. 4 SOUTHWESTERN LOUISIANA 88-61 W
 J. 31 +LSU 78-71 W • D. 6 LOUISIANA TECH 81-58 W
 F. 2 +TULANE 55-46 W • D. 9 DELTA STATE 84-55 W
 F. 7 +TENNESSEE 52-45 W • D. 11 LOUISIANA COLLEGE 113-70 W
 F. 9 +KENTUCKY 66-58 W • D. 15 at Murray State 69-57 W
 F. 14 +at Florida 105-68 W • D. 19 at Memphis State 83-71 W
 F. 16 +at Georgia 76-56 W • D. 29 Maryland# 64-62 W
 F. 21 +at LSU 75-67 W • D. 30 LSU# 73-51 W
 F. 23 +at Tulane 65-51 W • J. 6 +AUBURN 51-48 W
 F. 28 +at Ole Miss 23-16 W • J. 13 +at Vanderbilt 86-100 L
 • J. 15 +at Georgia Tech 57-56 W
 • J. 17 +ALABAMA 67-40 W
 • J. 20 +at Ole Miss 61-57 W
 • J. 27 NORTHEAST LOUISIANA 89-79 W
 • J. 29 at Delta State 106-76 W
 • F. 3 +at LSU 87-66 W
 • F. 5 +at Tulane 70-59 W
 • F. 10 +at Tennessee 91-67 W
 • F. 12 +at Kentucky 49-44 W
 • F. 17 +FLORIDA 67-45 W
 • F. 19 +GEORGIA 83-74 W
 • F. 24 +LSU 58-48 W

Sugar Bowl Tournament - New Orleans, LA

1959-60 12-13; 5-9 SEC

Coach: Babe McCarthy

D. 2 TROY STATE 66-50 W • D. 5 SOUTHEASTERN LOUISIANA 83-65 W
 D. 5 SOUTHEASTERN LOUISIANA 83-65 W • D. 7 UNION 88-68 W
 D. 7 UNION 88-68 W • D. 9 Louisiana Tech (@ Jackson) 62-71 L
 D. 9 Louisiana Tech (@ Jackson) 62-71 L • D. 12 LOUISIANA COLLEGE 90-61 W
 D. 12 LOUISIANA COLLEGE 90-61 W • D. 18 Baylor# OT 70-61 W
 D. 18 Baylor# OT 70-61 W • D. 19 Memphis State# 62-79 L
 D. 19 Memphis State# 62-79 L • D. 29 Western Kentucky@ 50-61 L
 D. 29 Western Kentucky@ 50-61 L • D. 30 Virginia Tech@ 61-82 L

MSU ALL-TIME RESULTS



F. 26 +TULANE	83-62	W	•	D. 12 at Louisiana Tech	82-78	W	
M. 3 +OLE MISS	63-58	W	•	D. 18 North Carolina#	80-84	L	
# Sugar Bowl Tournament - New Orleans, LA				•	D. 19 at Virginia Tech#	75-104	L
				•	D. 29 Mississippi College@	57-72	L
1962-63				•	D. 30 Delta State@	82-63	W
Coach: Babe McCarthy				•	J. 2 +AUBURN	70-71	L
SEC CHAMPIONS				•	J. 4 +ALABAMA	96-68	W
D. 4 ARKANSAS A&M	90-55	W	•	J. 9 +VANDERBILT	70-94	L	
D. 6 at Louisiana Tech	80-61	W	•	J. 11 +at Alabama	83-95	L	
D. 8 at Northeast Louisiana	79-56	W	•	J. 14 +FLORIDA	59-74	L	
D. 10 LOUISIANA COLLEGE	83-59	W	•	J. 16 +GEORGIA	79-74	W	
D. 15 Memphis State (@ Jackson)	77-66	W	•	J. 23 +OLE MISS	101-72	W	
D. 17 at Virginia Tech	65-82	L	•	J. 25 at Georgia Tech	73-75	L	
D. 19 CHRISTIAN BROTHERS	106-71	W	•	J. 28 Arkansas (@ Jackson)	69-84	L	
D. 28 Houston#	76-79	L	•	J. 30 +LSU	76-74	W	
D. 29 Xavier (Ohio)#	75-66	W	•	F. 1 +TULANE	70-73	L	
J. 1 DELTA STATE	106-77	W	•	F. 6 +at Tennessee	57-77	L	
J. 5 +at Auburn	62-53	W	•	F. 8 +at Kentucky	56-74	L	
J. 7 +at Alabama	72-77	L	•	F. 13 +at Florida	51-68	L	
J. 12 +VANDERBILT	58-55	W	•	F. 15 +at Georgia	62-82	L	
J. 14 +GEORGIA TECH	81-69	W	•	F. 20 +at LSU	75-94	L	
J. 19 +OLE MISS	78-64	W	•	F. 22 +at Tulane	91-72	W	
J. 26 at Memphis State	65-71	L	•	F. 27 +at Ole Miss	78-77	W	
J. 28 Southern Mississippi (@ Jackson)	62-52	W	•	# Virginia Tech Invitational - Blacksburg, VA			
F. 2 +LSU	73-66	W	•	@ Magnolia Invitational - Jackson, MS			
F. 4 +TULANE	91-73	W	•				
F. 9 +TENNESSEE	63-59	W	•	1965-66			
F. 11 +KENTUCKY	56-52	W	•	Coach: Joe Dan Gold			
F. 16 +at Florida	52-73	L	•	D. 2 NORTHEAST LOUISIANA	72-78	L	
F. 18 +at Georgia	86-75	W	•	D. 4 at Virginia Tech	59-79	L	
F. 23 +at LSU	99-64	W	•	D. 11 LOUISIANA TECH	82-70	W	
F. 25 +at Tulane	78-67	W	•	D. 13 SOUTHWESTERN LOUISIANA	88-73	W	
M. 2 +at Ole Miss	75-72	W	•	D. 18 LOUISIANA COLLEGE	92-77	W	
M. 15 Loyola (Chicago)\$	51-61	L	•	D. 28 Princeton#	67-69	L	
M. 16 Bowling Green\$	65-60	W	•	D. 29 Davidson#	60-72	L	
# Sugar Bowl Tournament - New Orleans, LA				•	J. 3 +at Auburn	83-72	W
# NCAA Mid-east Regional - East Lansing, MI				•	J. 6 STETSON	87-76	W
				•	J. 8 +at Tulane	71-81	L
				•	J. 10 +at LSU	74-71	W
1963-64				•	J. 15 +TENNESSEE	75-74	W
Coach: Babe McCarthy				•	J. 25 +ALABAMA	63-71	L
D. 2 LOUISIANA TECH	105-61	W	•	J. 27 Arkansas (@ Little Rock)	61-69	L	
D. 4 VIRGINIA TECH	77-93	L	•	J. 29 +FLORIDA	76-68	W	
D. 7 LOUISIANA COLLEGE	84-67	W	•	J. 31 +GEORGIA	58-54	W	
D. 9 at Delta State	67-52	W	•	F. 5 +LSU	66-61	W	
D. 14 Memphis State (@ Jackson)	65-73	L	•	F. 7 +TULANE	65-63	W	
D. 16 Southern Mississippi (@ Jackson)	60-65	L	•	F. 12 +at Georgia	71-83	L	
D. 19 at Houston#	61-69	L	•	F. 14 +at Florida	74-78	L	
D. 20 Texas A&M#	54-58	L	•	F. 16 +at Ole Miss	90-74	W	
D. 27 Virginia@	68-81	L	•	F. 19 +KENTUCKY	69-73	L	
D. 28 George Washington@	89-81	W	•	F. 26 +at Alabama	76-77	L	
J. 4 +AUBURN	63-64	L	•	M. 2 +OLE MISS	96-76	W	
J. 6 +ALABAMA	69-56	W	•	M. 5 +at Vanderbilt	92-90	W	
J. 11 +at Vanderbilt	56-90	L	•	# Charlotte Invitational - Charlotte, NC			
J. 13 +at Georgia Tech	45-59	L	•				
J. 18 +at Ole Miss	75-77	L	•				
J. 25 at Memphis State	66-81	L	•				
J. 27 SOUTHEASTERN LOUISIANA	113-73	W	•	1966-67			
J. 31 +at LSU	71-87	L	•	Coach: Joe Dan Gold			
F. 1 +at Tulane	81-77	W	•	D. 1 at Northeast Louisiana	81-70	W	
F. 8 +at Tennessee	58-82	L	•	D. 7 Texas A&M#	62-49	W	
F. 10 +at Kentucky	59-65	L	•	D. 8 at Southern Mississippi#	72-63	W	
F. 15 +FLORIDA	68-61	W	•	D. 10 at Louisiana Tech	90-73	W	
F. 17 +GEORGIA	61-73	L	•	D. 12 SAMFORD	96-65	W	
F. 21 +LSU	60-63	L	•	D. 17 +LSU	98-84	W	
F. 22 +TULANE	78-71	W	•	D. 19 +ALABAMA	63-59	W	
F. 29 +OLE MISS	61-78	L	•	D. 31 +at Georgia	93-71	W	
# Bluebonnet Tournament - Houston, TX				•	J. 2 +at Florida	54-63	L
@ All-American Tournament - Owensboro, KY				•	J. 7 +GEORGIA	92-63	W
				•	J. 9 +AUBURN	59-54	W
				•	J. 12 at Delta State	68-65	W
				•	J. 23 +at Alabama	74-91	L
				•	J. 28 +at Vanderbilt	64-79	L
				•	J. 30 +at Tennessee	45-67	L
				•	F. 1 +OLE MISS	70-71	L
				•	F. 7 at Memphis State	53-61	L
1964-65				•			
Coach: Babe McCarthy				•			
D. 1 NORTHEAST LOUISIANA	72-71	W	•				
D. 4 SOUTHWESTERN LOUISIANA	74-73	W	•				
D. 9 GEORGIA TECH	65-83	L	•				



MSU ALL-TIME RESULTS

F. 11	+at Kentucky	OT	77-72	W	•	1969-70	6-18; 3-15 SEC		
F. 13	+at Auburn		57-68	L	•	Coach: Joe Dan Gold			
F. 18	+KENTUCKY		74-103	L	•	D. 1	SOUTH ALABAMA	93-71	W
F. 20	+at LSU		66-64	W	•	D. 4	at Louisiana College	71-77	L
F. 25	+FLORIDA		54-59	L	•	D. 6	at Louisiana Tech	71-78	L
F. 27	+VANDERBILT		74-71	W	•	D. 10	at Memphis State#	74-83	L
M. 4	+at Ole Miss		57-58	L	•	D. 11	Arkansas#	OT 76-74	W
M. 6	+TENNESSEE	3OT	76-78	L	•	D. 13	+VANDERBILT	79-93	L
# USM Invitational - Hattiesburg, MS									

1967-68					9-17; 5-13 SEC				
Coach: Joe Dan Gold									
D. 5	at Wichita State		67-97	L	•	J. 5	+at Kentucky	76-111	L
D. 7	at Samford		63-66	L	•	J. 9	+OLE MISS	57-58	L
D. 11	MEMPHIS STATE		71-66	W	•	J. 24	+FLORIDA	79-77	W
D. 13	Montana State#		73-81	L	•	J. 26	+GEORGIA	76-79	L
D. 14	George Washington#		70-55	W	•	J. 31	+at Alabama	75-95	L
D. 18	+at Alabama		69-80	L	•	F. 2	+at LSU	91-109	L
D. 22	+at LSU		87-111	L	•	F. 7	+TENNESSEE	60-72	L
D. 27	Washington@		80-82	L	•	F. 9	+KENTUCKY	57-86	L
D. 28	Florida@		66-65	W	•	F. 11	+AUBURN	OT 69-71	L
J. 1	+FLORIDA		56-55	W	•	F. 13	+at Ole Miss	55-57	L
J. 6	+at Georgia		69-72	L	•	F. 21	+at Florida	70-87	L
J. 8	+at Auburn		66-62	W	•	F. 23	+at Georgia	86-77	W
J. 11	DELTA STATE		80-64	W	•	F. 28	+ALABAMA	87-77	W
J. 17	+GEORGIA		77-81	L	•	M. 2	+LSU	87-97	L
J. 22	+ALABAMA		72-69	W	•	M. 7	+at Vanderbilt	72-78	L
J. 27	+VANDERBILT		69-90	L	•	# Liberty Bowl Classic - Memphis, TN			

1970-71					15-10; 9-9 SEC				
Coach: Kermit Davis									
F. 10	+KENTUCKY		84-92	L	•	D. 1	LOUISIANA COLLEGE	73-54	W
F. 12	+AUBURN		72-74	L	•	D. 3	at South Alabama	50-38	W
F. 17	+at Kentucky		81-107	L	•	D. 7	SEWANEE	102-73	W
F. 19	+LSU		83-94	L	•	D. 9	at Delta State	59-55	W
F. 24	+at Florida		71-67	W	•	D. 12	+at Vanderbilt	73-86	L
F. 26	+at Vanderbilt		73-84	L	•	D. 14	+AUBURN	70-73	L
M. 2	+OLE MISS		88-79	W	•	D. 17	at Arkansas	69-67	W
M. 4	+at Tennessee		51-63	L	•	D. 28	at Furman#	84-74	W
# Bluebonnet Classic - Houston, TX									
@ Gator Bowl Tournament - Jacksonville, FL									

1968-69					8-17; 6-12 SEC				
Coach: Joe Dan Gold									
D. 2	LOUISIANA COLLEGE		79-69	W	•	J. 8	+at Ole Miss	74-83	L
D. 6	LOUISIANA TECH		83-73	W	•	J. 14	+at Florida	72-58	W
D. 9	SAMFORD		59-68	L	•	J. 25	+at Georgia	OT 67-66	W
D. 14	+at Vanderbilt		87-102	L	•	J. 30	+ALABAMA	OT 71-67	W
D. 16	+AUBURN		65-59	W	•	F. 1	+at LSU	71-90	L
D. 20	at Southwestern Louisiana#		70-81	L	•	F. 6	+at Tennessee	65-88	L
D. 21	Hawaii#		69-74	L	•	F. 8	+at Kentucky	83-102	L
D. 27	at Detroit@		62-86	L	•	F. 10	+at Auburn	68-92	L
D. 28	Miami, Ohio@		56-76	L	•	F. 13	+OLE MISS	75-67	W
J. 4	+TENNESSEE		58-57	W	•	F. 20	+FLORIDA	70-65	W
J. 6	+KENTUCKY		72-91	L	•	F. 22	+GEORGIA	62-57	W
J. 10	+at Ole Miss		60-67	L	•	F. 27	+at Alabama	3OT 78-79	L
J. 25	+at Florida		64-70	L	•	M. 1	+LSU	78-70	W
J. 27	+at Georgia		73-71	W	•	M. 6	+VANDERBILT	81-73	W
F. 1	+ALABAMA	OT	68-67	W	•	# Poinsettia Classic - Greenville, SC			
F. 3	+at LSU		71-95	L	•				
F. 8	+at Tennessee		50-80	L	•				
F. 10	+at Kentucky		69-91	L	•				
F. 12	+at Auburn		68-87	L	•				
F. 15	+OLE MISS		64-60	W	•				
F. 22	+FLORIDA		79-96	L	•				
F. 24	+GEORGIA		80-95	L	•				
M. 3	+LSU		89-99	L	•				
M. 5	+at Alabama		67-60	W	•				
M. 8	+VANDERBILT		83-120	L	•				

Bayou Classic - Lafayette, LA
 @ Motor City Classic - Detroit, MI



Kermit Davis was the head coach at Mississippi State when Humphrey Coliseum opened its doors in 1975.

MSU ALL-TIME RESULTS


1971-72
13-13; 6-12 SEC
Coach: Kermit Davis

D. 1	SOUTH ALABAMA	71-66	W
D. 4	at Sewanee	69-48	W
D. 6	at UNC Charlotte	87-68	W
D. 9	Southern Mississippi#	77-73	W
D. 10	South Florida#	90-77	W
D. 13	+at Auburn	75-85	L
D. 17	at Marshall@	69-95	L
D. 18	Rhode Island@	86-72	W
J. 1	+VANDERBILT	76-69	W
J. 4	ARKANSAS	78-75	W
J. 8	+at Tennessee	49-82	L
J. 10	+at Kentucky	76-104	L
J. 15	+OLE MISS	66-68	L
J. 29	+FLORIDA	69-68	W
F. 1	+GEORGIA	62-58	OT W
F. 5	+at Alabama	71-77	L
F. 7	+at LSU	60-62	L
F. 12	+TENNESSEE	61-71	L
F. 14	+KENTUCKY	55-63	L
F. 19	+at Ole Miss	64-65	L
F. 21	+AUBURN	62-60	W
F. 26	+at Florida	80-88	L
F. 28	+at Georgia	82-87	L
M. 2	+LSU	89-71	W
M. 4	+ALABAMA	97-91	OT W
M. 9	+at Vanderbilt	82-104	L

Alabama Classic - Tuscaloosa, AL
@ Marshall Invitational - Huntington, WV

J. 12	+at Alabama	68-85	L
J. 14	+LSU	89-75	W
J. 19	+at Georgia	76-56	W
J. 21	+AUBURN	81-87	L
J. 26	+at Tennessee	61-70	L
J. 28	+at Ole Miss	67-72	L
F. 2	+KENTUCKY	70-82	L
F. 4	+at Florida	75-78	L
F. 9	+VANDERBILT	59-60	L
F. 11	+ALABAMA	74-76	L
F. 16	+at LSU	87-84	OT W
F. 18	+GEORGIA	84-69	W
F. 23	+at Auburn	67-60	W
F. 25	+TENNESSEE	62-58	W
M. 2	+OLE MISS	75-69	OT W
M. 4	+at Kentucky	69-108	L

1972-73
11-15; 4-14 SEC
Coach: Kermit Davis

D. 1	SAMFORD	86-61	W
D. 4	TEXAS	80-69	W
D. 6	at South Alabama	72-67	OT W
D. 8	SEWANEE	83-65	W
D. 28	North Texas State#	66-65	W
D. 29	East Carolina#	69-64	W
J. 2	Michigan State@	82-90	L
J. 3	Hawaii@	97-85	W
J. 6	+TENNESSEE	67-86	L
J. 8	+KENTUCKY	81-90	L
J. 13	+OLE MISS	61-74	L
J. 15	+at Auburn	77-82	L
J. 20	+at Vanderbilt	69-75	L
J. 27	+at Florida	64-66	L
J. 29	+at Georgia	90-84	W
F. 3	+at Alabama	86-96	L
F. 5	+LSU	78-84	L
F. 10	+at Tennessee	76-93	L
F. 12	+at Kentucky	87-100	OT L
F. 17	+at Ole Miss	64-83	L
F. 19	+AUBURN	94-87	W
F. 24	+FLORIDA	81-75	W
F. 26	+GEORGIA	72-68	W
M. 1	+at LSU	82-94	L
M. 3	+ALABAMA	87-92	L
M. 10	+VANDERBILT	70-74	L

Pacemaker Classic - Monroe, LA
@ Senior Bowl Tournament - Mobile, AL

1974-75
9-17; 5-13 SEC
Coach: Kermit Davis

N. 30	EVANSVILLE	90-69	W
D. 2	at Samford	91-80	W
D. 4	ARKANSAS	72-75	W
D. 6	Connecticut#	89-87	L
D. 7	at Missouri#	78-102	L
D. 19	GEORGIA TECH	61-64	L
D. 27	Southern Illinois@	81-75	W
D. 28	at Indiana State@	72-82	L
J. 4	+at Florida	82-94	L
J. 6	+VANDERBILT	85-96	L
J. 11	+ALABAMA	71-86	L
J. 13	+at LSU	93-84	W
J. 18	+GEORGIA	65-67	L
J. 20	+at Auburn	89-98	L
J. 25	+TENNESSEE	87-97	L
J. 27	+OLE MISS	100-80	W
F. 1	+at Kentucky	79-112	L
F. 3	+FLORIDA	104-107	2OT L
F. 8	+at Vanderbilt	72-76	L
F. 10	+at Alabama	68-83	L
F. 15	+LSU	79-71	W
F. 17	+at Georgia	77-71	W
F. 22	+AUBURN	74-78	L
F. 24	+at Tennessee	83-109	L
M. 1	+at Ole Miss	84-78	W
M. 8	+KENTUCKY	80-118	L

Show Me Classic - Columbia, MO
@ Indiana Hall of Fame Classic - Terre Haute, IN

1973-74
16-10; 8-10 SEC
Coach: Kermit Davis

D. 1	COLLEGE OF CHARLESTON	88-64	W
D. 3	at Texas	87-82	W
D. 5	SAMFORD	110-74	W
D. 18	at Georgia Tech	85-77	W
D. 22	HOUSTON BAPTIST	85-74	W
D. 29	CHRISTIAN BROTHERS	73-62	W
J. 2	SIU-EDWARDSVILLE	86-81	W
J. 5	+FLORIDA	91-70	W
J. 7	+at Vanderbilt	69-75	L
J. 10	SOUTH FLORIDA	86-81	W

1975-76
13-13; 6-12 SEC
Coach: Kermit Davis

D. 1	INDIANA STATE	85-82	W
D. 4	CHICAGO STATE	113-81	W
D. 6	SOUTHWESTERN LOUISIANA	96-75	W
D. 17	at Evansville	73-85	L
D. 19	at Dayton#	56-54	W
D. 20	Long Beach State#	70-57	W
D. 29	SAMFORD	77-57	W
J. 3	+KENTUCKY	77-73	W
J. 5	+VANDERBILT	66-71	OT L
J. 10	+at Florida	78-90	L
J. 12	+at Auburn	70-75	L
J. 17	+OLE MISS	65-54	W
J. 19	+LSU	90-83	W
J. 24	+at Alabama	81-92	L
J. 27	MISSOURI WESTERN	87-71	W
J. 31	+at Georgia	73-85	L
F. 2	+at Tennessee	66-75	L
F. 7	+FLORIDA	71-78	L
F. 9	+AUBURN	75-74	W
F. 14	+at Ole Miss	76-66	W
F. 16	+at LSU	69-80	L
F. 21	+ALABAMA	61-65	L
F. 28	+GEORGIA	90-79	W
M. 1	+TENNESSEE	76-78	L



MSU ALL-TIME RESULTS



Featuring future first-round NBA draft picks Wiley Peck (54) and Rickey Brown (3), the 1978-79 team broke a 16-year postseason tournament drought for Mississippi State by participating in the 1979 National Invitation Tournament.

M. 6	+at Vanderbilt	75-76	L	• J. 2	+LSU	OT 84-82	W
M. 8	+at Kentucky	OT 93-94	L	• J. 4	+OLE MISS	73-48	W
# Dayton Invitational - Dayton, OH				• J. 8	+at Alabama	59-76	L
1976-77				• J. 14	+at Georgia	57-44	W
Coach: Kermit Davis				• J. 16	+at Tennessee	70-68	W
N. 27	KENTUCKY WESLEYAN	89-49	W	• J. 21	+KENTUCKY	65-75	L
N. 29	NEW ORLEANS	86-83	W	• J. 23	+VANDERBILT	79-73	W
D. 1	TROY STATE	87-69	W	• J. 28	+at Florida	78-74	W
D. 2	SOUTHERN MISSISSIPPI	96-72	W	• J. 30	+at Auburn	74-85	L
D. 6	at Southwestern Louisiana	78-72	W	• F. 4	+ALABAMA	69-60	W
D. 9	NORTHEAST MISSOURI ST	107-58	W	• F. 11	+GEORGIA	68-45	W
D. 11	TEXAS	OT 91-89	W	• F. 13	+TENNESSEE	62-60	W
D. 28	Wake Forest#	88-83	W	• F. 18	+at Kentucky	56-58	L
D. 29	at Old Dominion#	78-82	L	• F. 20	+at Vanderbilt	55-48	W
J. 3	+at Florida	75-97	L	• F. 25	+FLORIDA	70-51	W
J. 5	+at Auburn	81-79	W	• F. 27	+AUBURN	OT 83-82	W
J. 8	+OLE MISS	85-49	W	• M. 4	+at LSU	68-67	W
J. 12	+LSU	80-77	W	• M. 6	+at Ole Miss	60-61	L
J. 15	+ALABAMA	63-65	L	# Lobo Invitational - Albuquerque, NM			
J. 22	+at Georgia	73-82	L	1978-79			
J. 24	+at Tennessee	59-68	L	Coach: Jim Hatfield			
J. 29	+VANDERBILT	102-77	W	• N. 30	SOUTH ALABAMA	86-78	W
J. 31	+KENTUCKY	85-92	L	• D. 2	AUBURN-MONTGOMERY	90-68	W
F. 5	+at Ole Miss	67-82	L	• D. 4	SOUTHERN MISSISSIPPI	87-78	W
F. 7	+at LSU	66-71	L	• D. 7	at Memphis State	93-64	W
F. 12	+at Alabama	69-73	L	• D. 9	MIDDLE TENNESSEE STATE	85-50	W
F. 19	+GEORGIA	98-69	W	• D. 18	Iowa State (@ Jackson)	80-70	W
F. 21	+TENNESSEE	68-76	L	• D. 28	Oral Roberts#	91-69	W
F. 26	+at Vanderbilt	66-68	L	• D. 29	at Louisville#	80-73	W
F. 28	+at Kentucky	64-77	L	• J. 3	+at Alabama	65-87	L
M. 5	+FLORIDA	72-79	L	• J. 6	+at Georgia	67-69	L
M. 7	+AUBURN	89-75	W	• J. 8	+at Tennessee	72-62	W
# Old Dominion Classic - Norfolk, VA				• J. 11	+OLE MISS	2OT 101-92	W
1977-78				• J. 13	+VANDERBILT	74-68	W
Coach: Ron Greene				• J. 15	+KENTUCKY	63-61	W
N. 26	BISCAYNE	95-78	W	• J. 20	+at Florida	75-77	L
N. 28	Arkansas (@ Little Rock)	61-94	L	• J. 22	+at Auburn	74-72	W
D. 3	at Texas	69-81	L	• J. 27	+ALABAMA	67-68	L
D. 5	NORTHEAST LOUISIANA	78-89	L	• F. 3	+GEORGIA	86-62	W
D. 7	BIRMINGHAM-SOUTHERN	81-55	W	• F. 5	+TENNESSEE	2OT 90-84	W
D. 10	MANSFIELD STATE	74-54	W	• F. 8	+LSU	48-52	L
D. 19	Southern Mississippi (@ Biloxi)	82-79	W	• F. 10	+at Vanderbilt	OT 68-70	L
D. 29	Syracuse#	66-76	L	• F. 12	+at Kentucky	65-80	L
D. 30	Vermont#	79-50	W	• F. 17	+FLORIDA	80-64	W
				• F. 19	+AUBURN	73-66	W

MSU ALL-TIME RESULTS



F. 22	+at Ole Miss	68-64	W	•
F. 24	+at LSU	65-57	W	•
F. 28	Georgia*	72-75	L	•
M. 8	ALCORN STATES	78-80	L	•
# Louisville Holiday Classic - Louisville, KY				
* SEC Tournament - Birmingham, AL				
§ National Invitation Tournament				



A school-record three Mississippi State players were chosen in the 1983 NBA Draft, as (L-R) Terry Lewis, Kalpatrick Wells and Jeff Malone all went in the first four rounds.

1979-80 13-14; 7-11 SEC

Coach: Jim Hatfield				
N. 30	Cincinnati#	87-72	W	•
D. 1	Alcorn State#	83-80	W	•
D. 6	+VANDERBILT	OT 110-106	W	•
D. 8	MOREHEAD STATE	84-62	W	•
D. 15	+at Florida	90-72	W	•
D. 18	at Iowa State	84-63	W	•
D. 21	Iowa@	62-81	L	•
D. 22	Pacific@	65-63	W	•
D. 27	Alcorn State%	75-82	L	•
D. 28	Rider%	72-64	W	•
J. 2	+ALABAMA	80-66	W	•
J. 5	+at LSU	58-80	W	•
J. 9	+GEORGIA	88-75	L	•
J. 12	+at Auburn	67-77	L	•
J. 17	+TENNESSEE	61-70	L	•
J. 19	+at Ole Miss	64-75	L	•
J. 23	+KENTUCKY	67-89	L	•
J. 26	+at Vanderbilt	74-92	L	•
J. 30	+at Alabama	68-80	L	•
F. 2	+LSU	63-75	L	•
F. 6	+at Georgia	62-56	W	•
F. 9	+AUBURN	76-72	W	•
F. 13	+at Tennessee	73-85	L	•
F. 16	+OLE MISS	66-73	L	•
F. 20	+at Kentucky	65-71	L	•
F. 23	+FLORIDA	90-73	W	•
F. 28	Alabama*	75-76	L	•

Babe McCarthy Tip-Off Tournament - Biloxi, MS
 @ Dayton Invitational - Dayton, OH
 % Senior Bowl Tournament - Mobile, AL
 * SEC Tournament - Birmingham, AL

1980-81 8-19; 3-15 SEC

Coach: Jim Hatfield				
D. 3	VIRGINIA TECH	68-61	W	•
D. 6	+FLORIDA	89-68	W	•
D. 13	TROY STATE	68-52	W	•
D. 15	Southern Mississippi (@ Jackson)	53-68	L	•
D. 17	TENNESSEE-MARTIN	87-62	W	•
D. 19	Southwestern Louisiana#	75-71	W	•
D. 20	at Fresno State#	45-58	L	•
D. 29	Portland@	46-45	W	•
D. 30	at Nevada-Las Vegas@	67-75	L	•
J. 3	+at Vanderbilt	61-79	L	•
J. 7	+ALABAMA	69-80	L	•
J. 10	+LSU	69-81	L	•
J. 14	+at Georgia	64-66	L	•
J. 17	+AUBURN	69-61	W	•
J. 21	+at Tennessee	57-81	L	•
J. 24	+OLE MISS	OT 52-59	L	•
J. 28	+at Kentucky	64-71	L	•
J. 31	+VANDERBILT	69-68	W	•
F. 4	+at Alabama	79-91	L	•
F. 7	+at LSU	89-94	L	•
F. 11	+GEORGIA	OT 65-68	L	•
F. 14	+at Auburn	55-66	L	•
F. 18	+TENNESSEE	70-73	L	•
F. 21	+at Ole Miss	61-72	L	•
F. 25	+KENTUCKY	74-78	L	•
F. 28	+at Florida	71-81	L	•
M. 4	Vanderbilt*	58-71	L	•

Sun Met Classic - Fresno, CA
 @ Holiday Classic - Las Vegas, NV
 * SEC Tournament - Birmingham, AL

1981-82 8-19; 3-15 SEC

Coach: Bob Boyd				
N. 27	AUBURN-MONTGOMERY	68-43	W	•
N. 29	+at Florida	62-70	L	•
D. 1	BIRMINGHAM-SOUTHERN	71-46	W	•
D. 5	UT-CHATTANOOGA	69-57	W	•
D. 7	MEMPHIS STATE	OT 48-47	W	•
D. 12	TENNESSEE-MARTIN	41-65	L	•
D. 18	at Houston#	49-96	L	•
D. 19	Clemson#	32-59	L	•
D. 22	at Virginia Tech	53-75	L	•
J. 2	+VANDERBILT	53-66	L	•
J. 6	+ALABAMA	53-71	L	•
J. 9	+at LSU	56-78	L	•
J. 13	+GEORGIA	20-26	L	•
J. 16	+at Auburn	49-62	L	•
J. 20	+TENNESSEE	44-54	L	•
J. 23	+at Ole Miss	30-54	L	•
J. 27	+KENTUCKY	56-51	W	•
J. 30	+at Vanderbilt	33-31	W	•
F. 3	+at Alabama	63-66	L	•
F. 6	+LSU	43-57	L	•
F. 10	+at Georgia	49-71	L	•
F. 13	+AUBURN	59-45	W	•
F. 17	+at Tennessee	48-50	L	•
F. 20	+OLE MISS	33-47	L	•
F. 24	+at Kentucky	54-71	L	•
F. 27	+FLORIDA	65-56	W	•
M. 3	Auburn*	OT 36-38	L	•

Kettle Classic - Houston, TX
 * SEC Tournament - Lexington, KY



MSU ALL-TIME RESULTS

1982-83		17-12; 9-9 SEC			
Coach: Bob Boyd					
N. 29	SOUTHERN MISSISSIPPI	81-58	W	D. 11	SOUTHERN MISSISSIPPI 71-53 W
D. 1	at Houston	65-74	L	D. 15	MEMPHIS STATE 59-68 L
D. 4	NORTHWESTERN STATE	97-59	W	D. 17	at Alabama-Birmingham 63-65 L
D. 6	FLORIDA INTERNATIONAL	102-66	W	D. 28	Purdue# 46-77 L
D. 11	NORTH ALABAMA	80-49	W	D. 29	Wake Forest# 65-67 L
D. 17	Alabama-Birmingham#	67-47	W	J. 3	+at Alabama 71-67 W
D. 18	at Tennessee-Chattanooga#	54-62	L	J. 5	+LSU 83-69 W
D. 28	at Tulane@	51-47	W	J. 9	+GEORGIA 65-64 W
D. 29	Southwestern Louisiana@	65-56	W	J. 12	+at Auburn 53-62 L
J. 3	+at Auburn	66-77	L	J. 16	+at Kentucky 57-58 L
J. 5	+at Florida	62-60	W	J. 19	+OLE MISS 61-44 W
J. 8	+VANDERBILT	64-48	W	J. 23	+TENNESSEE 82-66 W
J. 10	+KENTUCKY	53-59	L	J. 26	+at Vanderbilt 71-70 W
J. 15	+at Tennessee	75-74	W	J. 30	+at Florida 57-72 L
J. 17	+at Georgia	59-75	L	F. 2	+ALABAMA 48-46 W
J. 22	+OLE MISS	61-67	L	F. 6	+at LSU 65-80 L
J. 24	+LSU	80-65	W	F. 9	+at Georgia 74-79 W
J. 31	+ALABAMA	78-69	W	F. 13	+AUBURN 82-65 W
F. 5	+at Vanderbilt	60-63	L	F. 16	+KENTUCKY 82-69 W
F. 8	+at Kentucky	67-88	L	F. 20	+at Ole Miss 50-53 L
F. 12	+TENNESSEE	75-66	W	F. 23	+at Tennessee 64-79 L
F. 15	+GEORGIA	73-64	W	F. 27	+VANDERBILT 71-81 L
F. 19	+at Ole Miss	67-69	L	M. 2	+FLORIDA 63-69 L
F. 21	+at LSU	73-86	L	M. 7	Alabama* 31-42 L
F. 26	+at Alabama	58-83	L	# Sun Bowl Classic - El Paso, TX	
M. 3	+AUBURN	69-53	W	* SEC Tournament - Birmingham, AL	
M. 5	+FLORIDA	73-62	W	1985-86	
M. 11	Vanderbilt*	76-61	W	8-22; 3-15 SEC	
M. 12	Alabama*	50-51	L	Coach: Bob Boyd	
# Krystal Classic - Chattanooga, TN					
@ Sugar Bowl Classic - New Orleans, LA					
* SEC Tournament - Birmingham, AL					
1983-84					
Coach: Bob Boyd		9-19; 4-14 SEC			
N. 28	BIRMINGHAM-SOUTHERN	47-40	W	N. 25	at McNeese State 67-76 L
N. 30	HOUSTON	62-68	L	N. 30	Jackson State (@ Jackson) 77-62 W
D. 3	TROY STATE	77-49	W	D. 7	MISSISSIPPI COLLEGE 74-64 W
D. 6	at Southern Mississippi	48-55	L	D. 10	DELTA STATE 53-56 L
D. 10	at Memphis State	50-49	W	D. 14	KANSAS STATE 58-63 L
D. 13	ALABAMA-BIRMINGHAM	53-55	L	D. 17	UT-CHATTANOOGA 47-48 L
D. 17	NORTH ALABAMA	70-64	W	D. 21	at Wichita State 57-64 L
D. 22	+AUBURN	55-73	L	D. 27	San Jose State# 75-65 W
D. 29	Memphis State#	42-43	L	D. 28	Indiana# 43-74 L
D. 30	at Southern California#	57-55	W	J. 2	+ALABAMA 62-71 L
J. 4	+FLORIDA	55-56	L	J. 4	+at LSU 84-90 L
J. 7	+at Vanderbilt	54-67	L	J. 8	+at Georgia 55-72 L
J. 11	+at Kentucky	42-51	L	J. 11	+AUBURN 56-72 L
J. 14	+TENNESSEE	63-56	W	J. 15	+KENTUCKY 52-64 L
J. 16	+GEORGIA	52-54	L	J. 18	+at Ole Miss 56-57 L
J. 21	+at Ole Miss	64-56	W	J. 22	+at Tennessee 51-69 L
J. 23	+at LSU	64-80	L	J. 25	+VANDERBILT 64-60 W
J. 28	+at Alabama	57-74	L	J. 29	+FLORIDA 64-73 L
F. 2	+VANDERBILT	54-57	L	F. 1	+at Alabama 54-72 L
F. 6	+KENTUCKY	58-77	L	F. 5	+LSU 62-68 L
F. 11	+at Tennessee	42-45	L	F. 8	+GEORGIA 61-62 L
F. 13	+at Georgia	45-69	L	F. 12	+at Auburn 64-69 L
F. 18	+OLE MISS	70-51	W	F. 15	+at Kentucky 62-88 L
F. 20	+LSU	70-85	L	F. 19	+OLE MISS 48-43 W
F. 26	+ALABAMA	74-70	W	F. 22	+TENNESSEE 57-49 W
M. 1	+at Auburn	53-68	L	F. 26	+at Vanderbilt 65-77 L
M. 3	+at Florida	59-60	L	M. 1	+at Florida 58-76 L
M. 7	Georgia*	49-52	L	M. 5	Vanderbilt* 62-54 W
# Winston Tire Classic - Los Angeles, CA					
* SEC Tournament - Nashville, TN					
1984-85					
Coach: Bob Boyd		13-15; 9-9 SEC		7-21; 3-15 SEC	
N. 27	JACKSON STATE	77-46	W	Coach: Richard Williams	
D. 1	DELTA STATE	76-58	W	N. 29	ILLINOIS WESLEYAN 83-78 W
D. 5	at Kansas State	58-67	L	D. 2	CHRISTIAN BROTHERS 77-52 W
D. 8	SOUTHEAST MISSOURI STATE	63-56	W	D. 6	MISSISSIPPI COLLEGE 86-68 W
D. 10 WICHITA STATE 48-61 L					
D. 13 DELTA STATE 68-56 W					
D. 16 at Tennessee-Chattanooga 51-66 L					
D. 26 San Jose State# 57-62 L					
D. 28 Southwestern Louisiana# 56-62 L					
D. 29 Idaho# 67-70 L					
J. 3 +at Alabama 49-64 L					

MSU ALL-TIME RESULTS



Former head coach Richard Williams put Mississippi State on the map when he led the Bulldogs to the 1996 Final Four in New Jersey.



All-SEC forwards Greg Carter (left) and Cameron Burns led MSU to its first back-to-back post-season berths in 1990 and 1991.

J. 7	+at Florida	56-100	L
J. 10	+AUBURN	52-66	L
J. 12	+KENTUCKY	49-57	L
J. 14	+OLE MISS	63-62	W
J. 17	+at Georgia	41-48	L
J. 21	+at Tennessee	61-74	L
J. 25	+LSU	50-52	L
J. 28	+VANDERBILT	57-76	L
J. 31	+at Kentucky	36-50	L
F. 4	+ALABAMA	55-76	L
F. 7	+FLORIDA	56-84	L
F. 12	+at Auburn	45-59	L
F. 14	+at Ole Miss	65-79	L
F. 18	+GEORGIA	64-63	W
F. 21	+TENNESSEE	62-60	W
F. 25	+at LSU	46-55	L
F. 28	+at Vanderbilt	58-66	L
M. 5	LSU*	54-68	L

Far West Classic - Portland, OR
* *SEC Tournament - Atlanta, GA*

1987-88 14-15; 6-12 SEC

Coach: Richard Williams

N. 28	CHRISTIAN BROTHERS	93-78	W
D. 2	at Rice	72-68	W
D. 5	WESTERN NEW MEXICO	86-56	W
D. 9	EAST TENNESSEE STATE	86-59	W
D. 12	MERCER	66-50	W
D. 16	McNeese State (@ Jackson)	76-66	W
D. 19	at Southeastern Louisiana	60-51	W
D. 27	at Hawaii#	68-55	W
D. 29	Arizona State#	69-70	L
D. 30	Louisville#	62-86	L
J. 6	+at Kentucky	52-93	L
J. 9	+ALABAMA	59-56	W
J. 13	+FLORIDA	45-55	L
J. 16	+at Auburn	57-65	L
J. 20	+at Ole Miss	52-61	L
J. 23	+GEORGIA	80-72	W
J. 27	+TENNESSEE	48-63	L
J. 30	+at LSU	49-47	W
F. 3	+at Vanderbilt	66-82	L
F. 6	+KENTUCKY	59-83	L
F. 10	+at Alabama	48-61	L
F. 13	+at Florida	52-69	L
F. 17	+AUBURN	61-77	L
F. 20	+OLE MISS	67-57	W
F. 24	+at Georgia	35-49	L
F. 27	+at Tennessee	62-64	L
M. 2	+LSU	62-60	W

M. 5	+VANDERBILT	73-68	W
M. 10	Georgia*	43-64	L
# <i>Rainbow Classic - Honolulu, HI</i>			
* <i>SEC Tournament - Baton Rouge, LA</i>			

1988-89 13-15; 7-11 SEC

Coach: Richard Williams

N. 28	RICE	63-61	W
D. 1	SOUTHEASTERN LOUISIANA	113-61	W
D. 6	at East Tennessee State	82-91	L
D. 10	Mercer (@ Albany, GA)	74-63	W
D. 13	NEW ORLEANS	76-65	W
D. 17	at Texas Christian	65-66	L
D. 20	EAST CAROLINA	88-79	W
D. 28	DePaul#	60-62	L
D. 29	Virginia#	86-84	W
J. 4	+at LSU	87-84	W
J. 7	+TENNESSEE	85-86	L
J. 11	+AUBURN	69-56	W
J. 14	+at Alabama	80-97	L
J. 19	+GEORGIA	68-79	L
J. 21	+at Florida	57-81	L
J. 25	+at Ole Miss	65-75	L
J. 28	+VANDERBILT	70-81	L
F. 1	+at Kentucky	61-73	L
F. 4	+LSU	96-79	W
F. 8	+at Tennessee	71-81	L
F. 11	+at Auburn	68-70	L
F. 15	+ALABAMA	OT 61-57	W
F. 18	+at Georgia	OT 86-85	W
F. 22	+FLORIDA	69-78	L
F. 25	+OLE MISS	74-69	W
M. 1	+at Vanderbilt	58-77	L
M. 4	+KENTUCKY	68-67	W
M. 9	Georgia*	68-83	L
# <i>USF&G Sugar Bowl Classic - New Orleans, LA</i>			
* <i>SEC Tournament - Knoxville, TN</i>			

1989-90 16-14; 7-11 SEC

Coach: Richard Williams

N. 24	Northeast Louisiana#	75-68	W
N. 25	at Centenary#	96-80	W
N. 29	CENTENARY	112-74	W
D. 4	+at Kentucky	97-102	L
D. 7	CHRISTIAN BROTHERS	86-51	W
D. 16	at New Orleans	62-55	W
D. 19	at East Carolina	72-63	W
D. 29	Delaware@	66-65	W
D. 30	at Connecticut@	68-84	L
J. 4	+LSU	OT 87-80	W



MSU ALL-TIME RESULTS

J. 6 +at Tennessee	77-82	L	•	J. 4 +ALABAMA	64-78	L
J. 10 +at Auburn	71-93	L	•	J. 11 +OLE MISS	84-72	W
J. 13 +ALABAMA	57-62	L	•	J. 15 +at Arkansas	78-99	L
J. 17 +at Georgia	69-83	L	•	J. 18 +LSU	70-83	L
J. 20 +FLORIDA	98-73	W	•	J. 22 at Austin Peay State	97-103	L
J. 24 +OLE MISS	4OT 104-102	W	•	J. 25 +at South Carolina	60-57	W
J. 27 +at Vanderbilt	68-81	L	•	J. 29 +at Auburn	75-72	W
J. 31 +KENTUCKY	OT 87-86	W	•	F. 5 +GEORGIA	75-66	W
F. 5 +at LSU	68-86	L	•	F. 8 +at Florida	66-87	L
F. 7 +TENNESSEE	OT 83-84	L	•	F. 12 +TENNESSEE	94-76	W
F. 10 +AUBURN	74-77	L	•	F. 19 +KENTUCKY	84-89	L
F. 13 +at Alabama	86-74	W	•	F. 22 +at Ole Miss	78-86	L
F. 17 +GEORGIA	74-82	L	•	F. 26 +at Alabama	69-79	L
F. 21 +at Florida	79-54	W	•	F. 29 +ARKANSAS	76-84	L
F. 24 +at Ole Miss	67-75	L	•	M. 4 +AUBURN	77-70	W
F. 28 +VANDERBILT	83-68	W	•	M. 7 +at LSU	80-89	L
M. 3 TEXAS CHRISTIAN	64-60	W	•	M. 12 Vanderbilt*	55-77	L
M. 9 Alabama*	44-59	L	•	# Louisiana Classics Tip-Off - Lafayette, LA		
M. 15 BAYLORS\$	84-75	W	•	* SEC Tournament - Birmingham, AL		
M. 19 at New Orleans\$	60-65	L	•			
# Century Cellunet Classic - Shreveport, LA						
@ Connecticut Mutual Classic - Hartford, CT						
* SEC Tournament - Orlando, FL						
\$ National Invitation Tournament						

1990-91 20-9; 13-5 SEC

Coach: Richard Williams

SEC CO-CHAMPIONS

N. 26 TENNESSEE TECH	109-76	W
N. 30 at Tennessee-Chattanooga	76-70	W
D. 4 at Jacksonville	79-65	W
D. 8 BALL STATE	86-72	W
D. 11 EASTERN KENTUCKY	94-67	W
D. 18 ALCORN STATE	120-65	W
D. 22 at Drake	OT 82-80	W
D. 27 Ohio State#	80-82	L
D. 28 Miami, Fla.#	67-74	L
J. 2 +at Tennessee	70-65	W
J. 6 +OLE MISS	OT 84-80	W
J. 9 +at Kentucky	70-89	L
J. 12 +VANDERBILT	85-62	W
J. 16 +GEORGIA	73-81	L
J. 19 +at Florida	82-85	L
J. 23 +ALABAMA	68-59	W
J. 26 +at Auburn	84-64	W
J. 30 +at LSU	82-79	W
F. 2 +TENNESSEE	95-68	W
F. 6 +at Vanderbilt	70-91	L
F. 9 +KENTUCKY	83-82	W
F. 13 +at Ole Miss	84-77	W
F. 16 +at Georgia	70-64	W
F. 20 +FLORIDA	81-67	W
F. 23 +at Alabama	72-97	L
F. 27 +AUBURN	94-76	W
M. 2 +LSU	76-73	W
M. 8 Tennessee*	70-87	L
M. 15 Eastern Michigan\$	56-76	L

Eastern Airlines Palm Beach Cl. - W. Palm Beach, FL

* SEC Tournament - Nashville, TN

\$ NCAA East Regional - Syracuse, NY

1991-92 15-13; 7-9 SEC

Coach: Richard Williams

N. 22 TENNESSEE-CHATTANOOGA	73-85	L
N. 27 TENNESSEE-MARTIN	86-54	W
N. 29 Prairie View A&M#	97-52	W
N. 30 at Southwestern Louisiana#	OT 86-77	W
D. 3 at Ball State	52-81	L
D. 10 DRAKE	79-50	W
D. 14 JACKSONVILLE	77-74	W
D. 16 at Eastern Kentucky	87-68	W
D. 19 +at Vanderbilt	74-71	W
D. 21 at Tennessee Tech	90-84	W
D. 30 SAMFORD	72-48	W

J. 4 +ALABAMA	64-78	L
J. 11 +OLE MISS	84-72	W
J. 15 +at Arkansas	78-99	L
J. 18 +LSU	70-83	L
J. 22 at Austin Peay State	97-103	L
J. 25 +at South Carolina	60-57	W
J. 29 +at Auburn	75-72	W
F. 5 +GEORGIA	75-66	W
F. 8 +at Florida	66-87	L
F. 12 +TENNESSEE	94-76	W
F. 19 +KENTUCKY	84-89	L
F. 22 +at Ole Miss	78-86	L
F. 26 +at Alabama	69-79	L
F. 29 +ARKANSAS	76-84	L
M. 4 +AUBURN	77-70	W
M. 7 +at LSU	80-89	L
M. 12 Vanderbilt*	55-77	L
# Louisiana Classics Tip-Off - Lafayette, LA		
* SEC Tournament - Birmingham, AL		

1992-93 13-16; 5-11 SEC

Coach: Richard Williams

D. 1 AUSTIN PEAY STATE	80-73	W
D. 4 Long Island#	61-52	W
D. 5 at Iowa\$	54-69	L
D. 9 at Alabama-Birmingham	68-73	L
D. 17 NORTHEAST MISSOURI STATE	75-48	W
D. 20 Florida International@	58-51	W
D. 21 Southern Illinois@	64-76	L
D. 22 Eastern Michigan@	74-58	W
D. 29 BIRMINGHAM-SOUTHERN	75-71	W
J. 3 +AUBURN	77-71	W
J. 5 TENNESSEE TECH	110-65	W
J. 9 +at Georgia	73-86	L
J. 13 +LSU	OT 76-84	L
J. 16 +at Tennessee	75-92	L
J. 20 +at Ole Miss	53-69	W
J. 23 +ALABAMA	66-53	W
J. 25 NORTHEAST LOUISIANA	75-67	W
J. 27 +ARKANSAS	OT 80-76	W
F. 3 +at Kentucky	63-87	L
F. 6 +OLE MISS	53-56	L
F. 10 +at LSU	66-92	L
F. 13 +SOUTH CAROLINA	83-63	W
F. 17 +at Auburn	77-83	L
F. 20 +at Arkansas	58-115	L
F. 23 at Missouri-Kansas City	OT 87-89	L
F. 27 +VANDERBILT	39-80	L
M. 3 +FLORIDA	78-71	W
M. 6 +at Alabama	80-92	L
M. 11 Georgia*	56-87	L

Amara-Hawkeye Classic - Iowa City, IA

@ San Juan Shootout - San Juan, PR

* SEC Tournament - Lexington, KY

1993-94 18-11; 9-7 SEC

Coach: Richard Williams

N. 30 TROY STATE	118-83	W
D. 4 SOUTHERN MISSISSIPPI	62-58	W
D. 7 ALABAMA-BIRMINGHAM	OT 63-66	L
D. 11 SOUTHEASTERN LOUISIANA	81-55	W
D. 18 Tulane#	82-78	W
D. 21 at Northeast Louisiana	73-67	W
D. 28 Villanova@	82-90	L
D. 29 Northern Arizona@	85-64	W
J. 5 +TENNESSEE	80-66	W
J. 9 +at Ole Miss	81-69	W
J. 12 +at Auburn	OT 91-86	W
J. 15 +GEORGIA	67-60	W
J. 19 +ARKANSAS	72-71	W
J. 22 +KENTUCKY	70-86	L
J. 26 +at LSU	66-52	W
J. 29 +at Alabama	69-70	L
F. 2 MISSOURI-KANSAS CITY	83-61	W



1995-96 NCAA Final Four (26-8)



The most decorated basketball team in Mississippi State history, the 1995-96 Bulldogs captured the school's first-ever SEC Tournament title in New Orleans en route to advancing to the NCAA Final Four at the Meadowlands in East Rutherford, N.J.

F. 5	+at Florida	75-84	L	F. 18	+at Tennessee	60-52	W
F. 8	FLORIDA TECH	95-61	W	F. 22	+VANDERBILT	76-48	W
F. 12	+OLE MISS	72-52	W	F. 25	+at Ole Miss	46-42	W
F. 16	+at Vanderbilt	67-84	L	M. 1	+at Auburn	69-76	L
F. 19	+AUBURN	65-76	L	M. 4	+ALABAMA	71-67	W
F. 23	+at South Carolina	73-72	W	M. 10	Florida*	64-80	L
F. 26	+LSU	86-66	W	M. 17	Santa Clara (@ Boise, ID)\$	75-67	W
M. 2	+ALABAMA	49-60	L	M. 19	Utah (@ Boise, ID)\$	78-64	W
M. 5	+at Arkansas	62-80	L	M. 23	UCLA (@ Oakland, CA)\$	67-86	L
M. 10	Tennessee*	73-69	W	# Missoulian/Coca-Cola Classic XV - Missoula, MT			
M. 11	Kentucky*	76-95	L	@ Cellular South Shootout - Biloxi, MS			
M. 17	at Kansas State\$	67-78	L	% MiniMart/Gatorade Wyoming Cowboy Shootout - Casper, WY			
# Cellular South Miss. Beach Shootout - Biloxi, MS				* SEC Tournament - Atlanta, GA			
@ Arizona State-Tribune Classic - Tempe, AZ				\$ NCAA West Regional			
* SEC Tournament - Memphis, TN							
\$ National Invitation Tournament							

1994-95 22-8; 12-4 SEC

Coach: Richard Williams

SEC WEST Co-CHAMPIONS

N. 28	SOUTHEASTERN LOUISIANA	106-67	W
D. 2	Colgate#	80-76	W
D. 3	at Montana#	90-85	W
D. 6	at Brigham Young	68-74	L
D. 10	NORTHEAST LOUISIANA	70-56	W
D. 17	Southern Mississippi@	64-66	L
D. 27	St. Joseph's%	76-66	W
D. 28	Wyoming%	61-57	W
J. 3	+SOUTH CAROLINA	71-56	W
J. 7	+at Georgia	60-59	W
J. 11	+at Arkansas	74-79	L
J. 14	+OLE MISS	94-52	W
J. 16	NORTHWESTERN STATE	98-58	W
J. 21	+at Alabama	64-68	L
J. 25	+LSU	73-60	W
J. 30	NICHOLLS STATE	81-65	W
F. 1	+FLORIDA	70-47	W
F. 4	+ARKANSAS	83-62	W
F. 8	+at LSU	67-61	W
F. 11	+AUBURN	69-70	L
F. 14	+at Kentucky	76-71	W

1995-96 26-8; 10-6 SEC

Coach: Richard Williams

SEC WEST & TOURNAMENT CHAMPIONS

N. 25	SOUTHEASTERN LOUISIANA	121-78	W
N. 28	UNC WILMINGTON	77-54	W
D. 2	BRIGHTM YOUNG	79-74	W
D. 5	TROY STATE	123-73	W
D. 9	ARKANSAS-LITTLE ROCK	68-70	L
D. 16	at Southern Mississippi	72-69	W
D. 19	at Northeast Louisiana	66-60	W
D. 29	Oregon State#	76-62	W
D. 30	Nebraska#	69-66	W
J. 3	+at LSU	77-64	W
J. 6	+at Florida	69-66	W
J. 9	+KENTUCKY	56-74	L
J. 13	+ALABAMA	55-56	L
J. 17	+OLE MISS	53-47	W
J. 20	+at Arkansas	68-80	L
J. 24	+at South Carolina	69-77	L
J. 27	+TENNESSEE	60-59	W
J. 31	+GEORGIA	76-73	W
F. 4	+at Auburn	78-75	W
F. 6	+ARKANSAS	78-63	W
F. 10	at Oklahoma	76-71	W
F. 17	+at Ole Miss	64-71	L



MSU ALL-TIME RESULTS

F. 21	+LSU	88-77	W	• J. 24	+at Ole Miss	2OT	77-81	L
F. 24	+at Alabama	73-65	W	• J. 28	+AUBURN		66-69	L
F. 28	+at Vanderbilt	64-69	L	• J. 31	+ARKANSAS		73-76	L
M. 2	+AUBURN	67-51	W	• F. 4	+at Florida	OT	78-82	L
M. 8	Auburn*	69-58	W	• F. 7	+at Auburn	OT	66-68	L
M. 9	Georgia*	86-68	W	• F. 11	+LSU		85-48	W
M. 10	Kentucky*	84-73	W	• F. 14	+at South Carolina		65-76	L
M. 14	VCU (@ Indianapolis, IN)\$	58-51	W	• F. 17	+TENNESSEE		63-87	L
M. 16	Princeton (@ Indianapolis, IN)\$	63-41	W	• F. 21	+OLE MISS		78-82	L
M. 22	Connecticut (@ Lexington, KY)\$	60-55	W	• F. 25	+ALABAMA		70-85	L
M. 24	Cincinnati (@ Lexington, KY)\$	73-63	W	• F. 28	+at LSU		63-62	W
M. 30	Syracuse (@ E. Rutherford, NJ)!	69-77	L	• M. 5	Georgia*		76-79	L
# Ford Far West Classic - Portland, OR				• # Can You Score Top of the World Classic - Fairbanks, AK				
* SEC Tournament - New Orleans, LA				• @ Sierra Providence Sun Classic - El Paso, TX				
\$ NCAA Southeast Regional				• * SEC Tournament - Atlanta, GA				
! NCAA Final Four								

1996-97

12-18; 6-10 SEC

Coach: Richard Williams			
N. 23	NORTHWESTERN STATE	78-61	W
N. 26	SOUTHEASTERN LOUISIANA	77-63	W
N. 30	JAMES MADISON	72-75	L
D. 3	Wake Forest#	43-74	L
D. 8	George Washington@	36-57	L
D. 9	California@	45-78	L
D. 14	LOYOLA (NEW ORLEANS)	98-32	W
D. 17	TEXAS SOUTHERN	95-64	W
D. 19	OLD DOMINION	80-73	W
D. 21	at UNC Wilmington	54-71	L
D. 30	Bowling Green State%	59-75	L
D. 31	Fresno State%	62-60	W
J. 1	Old Dominion%	71-72	L
J. 4	+LSU	69-66	W
J. 7	+at Kentucky	61-90	L
J. 11	+SOUTH CAROLINA	65-73	L
J. 15	+OLE MISS	75-64	W
J. 21	+at Arkansas	64-98	L
J. 25	+VANDERBILT	60-53	W
J. 29	+at LSU	68-60	W
F. 1	+ALABAMA	64-51	W
F. 5	+at Auburn	68-81	L
F. 8	+at Georgia	54-56	L
F. 12	+FLORIDA	69-72	L
F. 15	+at Tennessee	53-54	L
F. 19	+at Ole Miss	61-84	L
F. 23	+ARKANSAS	93-77	W
F. 26	+AUBURN	64-68	L
M. 1	+at Alabama	49-78	L
M. 6	*Vanderbilt	67-73	L

DIRECTV Great Eight - Chicago, IL
 @ Franklin National Bank Classic - Landover, MD
 % Puerto Rico Holiday Classic - San Juan, PR
 * SEC Tournament - Memphis, TN

1997-98

15-15; 4-12 SEC

Coach: Richard Williams			
N. 15	CENTENARY	64-40	W
N. 18	TEXAS-PAN AMERICAN	90-60	W
N. 21	Alaska Fairbanks#	66-64	W
N. 22	Gonzaga#	68-70	L
N. 23	Southwest Missouri State#	79-68	W
N. 26	TENNESSEE TECH	83-57	W
N. 29	NORTHWESTERN STATE	84-73	W
D. 6	OKLAHOMA	67-65	W
D. 16	at James Madison	73-69	W
D. 18	at Old Dominion	62-57	W
D. 20	Tenn.-Martin (@ Tupelo, MS)	80-60	W
D. 27	St. Joseph's@	58-65	L
D. 28	Penn State@	58-57	W
J. 3	+at Alabama	56-52	W
J. 7	+at Arkansas	70-83	L
J. 10	+KENTUCKY	71-77	L
J. 17	+at Vanderbilt	73-77	L
J. 21	+GEORGIA	69-64	W

1998-99

20-13; 8-8 SEC

Coach: Rick Stansbury			
N. 17	Ark.-Pine Bluff (@ Jackson, MS)	105-53	W
N. 21	Northwestern St. (@ Tupelo, MS)	75-46	W
N. 25	BELMONT	66-65	W
N. 28	TENNESSEE-MARTIN	85-67	W
N. 30	SAM HOUSTON STATE	80-67	W
D. 2	JACKSONVILLE STATE	73-54	W
D. 8	CENTENARY	59-54	W
D. 12	SOUTHEASTERN LOUISIANA	97-60	W
D. 21	Southwestern Louisiana#	58-60	L
D. 22	Eastern Kentucky#	75-62	W
D. 28	Texas@	77-81	L
D. 29	Florida State@	58-69	L
D. 30	Southwestern Louisiana@	62-58	W
J. 2	+SOUTH CAROLINA	66-60	W
J. 6	+at Georgia	60-63	L
J. 9	+at Alabama	55-50	W
J. 13	+ARKANSAS	59-61	L
J. 16	+LSU	55-53	W
J. 20	+at Ole Miss	68-81	L
J. 23	+at Kentucky	49-76	L
J. 27	+at Auburn	54-64	L
J. 30	+FLORIDA	66-63	W
F. 3	+ALABAMA	79-50	W
F. 6	+at Tennessee	88-82	W
F. 10	+VANDERBILT	67-62	W
F. 13	+at Arkansas	62-82	L
F. 20	+OLE MISS	72-69	W
F. 24	+at LSU	63-74	L
F. 27	+AUBURN	73-76	L
M. 4	Vanderbilt*	76-58	W
M. 5	Tennessee*	62-56	W
M. 6	Arkansas*	79-84	L
M. 10	at Colorado State\$	56-69	L
# Golden Bear Classic - Oakland, CA			
@ Outrigger Hotels Rainbow Classic - Honolulu, HI			
* SEC Tournament - Atlanta, GA			
\$ National Invitation Tournament			

1999-2000

14-16; 5-11 SEC

Coach: Rick Stansbury			
N. 21	ALABAMA A&M	89-67	W
N. 23	ARKANSAS-PINE BLUFF	107-67	W
N. 26	Valparaiso#	59-68	L
N. 27	Rutgers#	69-74	L
N. 28	Northwestern#	70-65	W
D. 1	SOUTHEASTERN LOUISIANA	70-56	W
D. 4	WESTERN KENTUCKY	81-69	W
D. 7	SOUTH CAROLINA STATE	88-58	W
D. 11	CENTENARY	98-76	W
D. 21	Stanford@	56-76	L
D. 29	Idaho%	86-81	W
D. 30	at Montana State%	70-74	L
J. 5	+GEORGIA	71-59	W
J. 8	+at Alabama	74-77	L
J. 12	+at Ole Miss	61-59	W
J. 16	+AUBURN	45-51	L

MSU ALL-TIME RESULTS



J. 19	at Jacksonville State	73-61	W	•	J. 5	+KENTUCKY	OT	74-69	W
J. 22	+at Arkansas	73-83	L	•	J. 8	+at Arkansas		64-75	L
J. 29	+at Auburn	57-73	L	•	J. 12	+at Ole Miss		59-66	L
F. 2	+LSU	68-66	W	•	J. 16	+TENNESSEE	OT	92-91	W
F. 6	+TENNESSEE	81-88	L	•	J. 19	+at Alabama		73-85	L
F. 9	+at Vanderbilt	64-65	L	•	J. 26	+LSU		84-61	W
F. 12	+ARKANSAS	81-87	L	•	J. 30	+at Auburn		72-64	W
F. 16	+at South Carolina	67-68	L	•	F. 2	+at Florida		48-76	L
F. 19	+at Florida	58-88	L	•	F. 6	+GEORGIA		68-86	W
F. 23	+OLE MISS	80-67	W	•	F. 9	+ALABAMA		76-62	W
F. 26	+at LSU	66-71	L	•	F. 13	+at LSU	OT	65-68	L
F. 29	+KENTUCKY	61-73	W	•	F. 16	+AUBURN		89-53	W
M. 4	+ALABAMA	92-70	W	•	F. 20	+at Vanderbilt		66-43	W
M. 9	Vanderbilt*	53-76	L	•	F. 23	+OLE MISS		61-59	W
# USBWA Hoop & Quill Classic - St. Charles, MO				•	F. 27	+ARKANSAS		89-83	W
@ Pete Newell Challenge - Oakland, CA				•	M. 2	+at South Carolina		64-57	W
% Holiday Stores/Touch America Cl. - Bozeman, MT				•	M. 8	Florida*		62-52	W
* SEC Tournament - Atlanta, GA				•	M. 9	LSU*		57-51	W
				•	M. 10	Alabama*		61-58	W
				•	M. 15	McNeese State (@ Dallas, TX)\$		70-58	W
				•	M. 17	Texas (@ Dallas, TX)\$		64-68	L

2000-01 18-13; 7-9 SEC

Coach: Rick Stansbury

N. 13	at California#	OT 76-83	L
N. 18	MCNEESE STATE	83-74	W
N. 21	MISSISSIPPI VALLEY STATE	93-58	W
N. 30	ALABAMA A&M	102-60	W
D. 2	RICHMOND	72-83	L
D. 5	LOUISIANA TECH	68-63	W
D. 9	MONTANA STATE	81-63	W
D. 18	Southeastern La. (@ Southaven, MS)	78-58	W
D. 28	Louisiana-Lafayette@	90-80	W
D. 30	at Arizona@	75-74	W
F. 6	+ARKANSAS	87-73	W
J. 10	+FLORIDA	80-81	L
J. 13	+at Alabama	59-72	L
J. 17	TULANE	83-66	W
J. 20	+at Tennessee	79-84	L
J. 24	+LSU	73-82	L
J. 27	+OLE MISS	79-69	W
J. 31	+at Auburn	56-60	L
F. 3	+at Arkansas	72-83	L
F. 7	+ALABAMA	84-70	W
F. 10	+at Kentucky	57-76	L
F. 14	+at Ole Miss	48-51	L
F. 17	+AUBURN	85-74	W
F. 21	+VANDERBILT	80-63	W
F. 24	+at LSU	55-48	W
F. 28	+at Georgia	73-94	L
M. 3	+SOUTH CAROLINA	77-73	W
M. 8	South Carolina*	62-69	L
M. 14	SOUTHERN MISSISSIPPI\$	75-68	W
M. 19	at Pittsburgh\$	66-61	W
M. 21	TULSA\$	75-77	L
# Tivo Preseason NIT			
@ Bank One Fiesta Bowl Classic - Tucson, AZ			
* SEC Tournament - Nashville, TN			
\$ Tivo National Invitation Tournament			

2001-02 27-8; 10-6 SEC

Coach: Rick Stansbury

SEC TOURNAMENT CHAMPIONS			
N. 17	NICHOLLS STATE	95-59	W
N. 19	FLORIDA A&M	92-55	W
N. 21	ARKANSAS-LITTLE ROCK	93-81	W
N. 24	at Louisiana-Lafayette	79-71	W
N. 28	ALABAMA A&M	70-45	W
D. 2	SOUTH ALABAMA	73-66	W
D. 5	at Richmond	71-57	W
D. 8	ARKANSAS STATE	91-83	W
D. 15	UL Monroe (@ Southaven, MS)#	104-67	W
D. 16	Georgia State@	72-63	W
D. 20	Richmond#	74-72	W
D. 21	Cincinnati#	56-90	L
D. 22	Illinois-Chicago#	77-74	W
D. 29	at Tulane	77-66	W

J. 5	+KENTUCKY	OT	74-69	W
J. 8	+at Arkansas		64-75	L
J. 12	+at Ole Miss		59-66	L
J. 16	+TENNESSEE	OT	92-91	W
J. 19	+at Alabama		73-85	L
J. 26	+LSU		84-61	W
J. 30	+at Auburn		72-64	W
F. 2	+at Florida		48-76	L
F. 6	+GEORGIA		68-86	W
F. 9	+ALABAMA		76-62	W
F. 13	+at LSU	OT	65-68	L
F. 16	+AUBURN		89-53	W
F. 20	+at Vanderbilt		66-43	W
F. 23	+OLE MISS		61-59	W
F. 27	+ARKANSAS		89-83	W
M. 2	+at South Carolina		64-57	W
M. 8	Florida*		62-52	W
M. 9	LSU*		57-51	W
M. 10	Alabama*		61-58	W
M. 15	McNeese State (@ Dallas, TX)\$		70-58	W
M. 17	Texas (@ Dallas, TX)\$		64-68	L
# Las Vegas Classic - Las Vegas, NV				
@ Chick-fil-A Peach Bowl Cl. for Kids - Atlanta, GA				
* SEC Tournament - Atlanta, GA				
\$ NCAA Midwest Regional				

2002-03 21-10; 9-7 SEC

Coach: Rick Stansbury

SEC WEST CHAMPIONS			
N. 23	LOUISIANA-LAFAYETTE	76-79	L
N. 25	MCNEESE STATE	81-65	W
N. 30	JACKSONVILLE	100-65	W
D. 2	ALABAMA A&M	100-58	W
D. 4	JACKSON STATE	71-56	W
D. 7	LOUISIANA TECH	78-38	W
D. 14	Xavier (@ New York, NY)	71-61	W
D. 18	Georgia State (@ Jackson, MS)	78-54	W
D. 28	Oklahoma#	54-45	W
D. 30	at South Alabama	85-74	W
J. 2	at UAB	68-52	W
J. 7	+FLORIDA	66-74	L
J. 11	+at LSU	72-85	L
J. 15	+at Alabama	OT 62-68	L
J. 22	+SOUTH CAROLINA	64-48	W
J. 25	+LSU	67-64	W
J. 29	+at Ole Miss	58-57	W
F. 1	+at Georgia	63-67	L
F. 5	+VANDERBILT	82-60	W
F. 8	+ARKANSAS	84-54	W
F. 15	+OLE MISS	OT 68-64	W
F. 19	+at Auburn	63-46	W
F. 23	+at Kentucky	62-70	L
F. 26	+ALABAMA	59-55	W
M. 1	+at Arkansas	51-53	L
M. 5	+at Tennessee	49-59	L
M. 8	+AUBURN	67-45	W
M. 14	Ole Miss*	73-64	W
M. 15	LSU*	76-61	W
M. 16	Kentucky*	57-64	L
M. 21	Butler\$	46-47	L
# Nokia Sugar Bowl Classic - New Orleans, LA			
* SEC Tournament - New Orleans, LA			
\$ NCAA East Regional - Birmingham, AL			

2003-04 26-4; 14-2 SEC

Coach: Rick Stansbury

SEC OVERALL WEST CHAMPIONS			
N. 22	TENNESSEE-MARTIN	90-74	W
N. 26	SOUTH ALABAMA	71-62	W
N. 29	at Western Kentucky	81-75	W
D. 1	MCNEESE STATE	92-69	W
D. 3	LOUISIANA-MONROE	76-52	W
D. 6	UAB	86-84	W
D. 13	XAVIER	82-70	W



MSU ALL-TIME RESULTS

D. 16	New Orleans (@ Tupelo, MS)	77-59	W
D. 20	at Santa Clara	66-61	W
D. 27	at Tulane#	72-50	W
J. 3	at Arkansas-Little Rock	68-58	W
J. 7	+at Ole Miss	61-54	W
J. 10	+ARKANSAS	80-62	W
J. 13	+KENTUCKY	66-67	L
J. 17	+at LSU	64-54	W
J. 21	+at Florida	79-68	W
J. 24	+GEORGIA	71-58	W
J. 28	+TENNESSEE	82-60	W
J. 31	+at Auburn	73-68	W
F. 7	+OLE MISS	80-56	W
F. 11	+at South Carolina	79-75	OT
F. 14	+at Arkansas	77-70	W
F. 21	+ALABAMA	73-77	L
F. 25	+LSU	84-58	W
F. 28	+at Vanderbilt	72-69	W
M. 2	+AUBURN	105-91	W
M. 6	+at Alabama	82-81	W
M. 12	Vanderbilt*	70-74	OT
M. 19	Monmouth\$	85-52	W
M. 21	Xavier\$	74-89	L

Nokia Sugar Bowl Classic - New Orleans, LA
 *SEC Tournament - Atlanta, GA
 \$ NCAA Atlanta Regional - Orlando, FL

2004-05 23-11; 9-7 SEC

Coach: Rick Stansbury

SEC WEST CHAMPIONS

N. 11	Fairfield#	53-49	W
N. 12	at Birmingham-Southern#	55-48	W
N. 18	Syracuse@	58-71	L
N. 19	Saint Mary's@	67-54	W
N. 21	NICHOLLS STATE	98-69	W
N. 23	UMKC	82-64	W
D. 2	SOUTH ALABAMA	66-52	W
D. 5	Arizona%	64-68	L
D. 11	ARKANSAS-LITTLE ROCK	83-53	W
D. 13	at New Orleans	74-59	W
D. 18	at Xavier	80-74	W
D. 20	FLORIDA A&M	104-80	W
D. 22	Jacksonville St. (@ Jackson, MS)	95-53	W
D. 30	Virginia Tech^	71-65	W
J. 5	+AUBURN	90-53	W
J. 8	+at Ole Miss	87-76	W
J. 12	+at Tennessee	63-64	L
J. 15	+ARKANSAS	80-55	W
J. 18	+at Alabama	49-98	L
J. 22	+SOUTH CAROLINA	73-65	W
J. 29	+at LSU	62-69	L
F. 1	+FLORIDA	71-57	W
F. 5	+at Auburn	76-90	L
F. 12	+VANDERBILT	60-54	W
F. 16	+LSU	72-80	L
F. 19	+at Kentucky	78-94	L
F. 23	+at Georgia	76-62	W
F. 26	+OLE MISS	71-68	W
M. 1	+at Arkansas	57-55	W
M. 5	+ALABAMA	63-68	L
M. 10	Georgia*	76-65	W
M. 11	Florida*	64-80	W
M. 18	Stanford\$	93-70	L
M. 20	Duke\$	55-63	L

Coaches vs. Cancer Classic - Birmingham, AL
 @ Coaches vs. Cancer Classic - New York, NY
 % John R. Wooden Classic - Anaheim, CA
 ^ Nokia Sugar Bowl Classic - New Orleans, LA
 * SEC Tournament - Atlanta, GA
 \$ NCAA Austin Regional - Charlotte, NC

2005-06 15-15; 5-11 SEC

Coach: Rick Stansbury

N. 19	CHATTANOOGA	64-48	W
N. 21	ARKANSAS STATE	68-63	W
N. 23	at Charlotte	53-38	W
N. 26	NORTHWESTERN STATE	75-76	OT
N. 28	SOUTHEASTERN LOUISIANA	46-57	W
N. 30	NEW ORLEANS	67-59	W
D. 3	SANTA CLARA	82-69	OT
D. 10	TROYOT	88-77	W
D. 15	Jacksonville St. (@ Jackson, MS)	104-80	W
D. 19	Liberty#	78-67	W
D. 20	Akron#	72-83	L
D. 21	Holy Cross#	76-75	W
D. 30	GEORGE MASON	63-61	W
J. 7	+ARKANSAS	69-67	W
J. 11	+at Florida	60-75	L
J. 14	+at Ole Miss	65-75	L
J. 18	+LSU	57-71	L
J. 21	+at Vanderbilt	52-80	L
J. 25	+TENNESSEE	65-88	L
J. 28	+at Alabama	59-65	L
F. 1	+KENTUCKY	66-81	L
F. 4	+AUBURN	71-53	W
F. 11	+at South Carolina	61-83	L
F. 15	+at LSU	59-72	L
F. 18	+OLE MISS	84-55	W
F. 22	+at Auburn	71-75	L
F. 25	+GEORGIA	83-68	W
M. 1	+at Arkansas	70-80	L
M. 4	+ALABAMA	71-58	W
M. 9	South Carolina*	44-59	L

San Juan Shootout - Guaynabo, PR
 * SEC Tournament - Nashville, TN



• Before retiring this past spring, Rick Stansbury guided Mississippi State to 12 postseason tournament appearances in his 14 years at the Bulldog helm and a school record 293 victories.

MSU ALL-TIME RESULTS



2006-07 21-14; 8-8 SEC

Coach: Rick Stansbury

SEC WEST Co-CHAMPIONS

N. 11	NICHOLLS	90-55	W
N. 13	LOYOLA MARYMOUNT	61-37	W
N. 18	WINTHROP	63-74	L
N. 21	at Clemson	66-69	L
N. 29	CHARLOTTE	78-69	W
D. 2	TEXAS A&M-CORPUS CHRISTI	96-72	W
D. 9	SOUTH ALABAMA	84-46	W
D. 11	at Miami (FL)	70-52	W
D. 16	McNEESE STATE	89-63	W
D. 18	ALABAMA STATE	74-59	W
D. 21	New Orleans (@Jackson, MS)	89-63	W
D. 30	at George Mason	59-63	L
J. 2	at Missouri	75-83	L
J. 7	+at Tennessee	84-92	L
J. 10	+OLE MISS	77-67	W
J. 13	+at Kentucky	60-64	L
J. 20	+AUBURN	87-76	W
J. 24	+FLORIDA	67-70	L
J. 27	+SOUTH CAROLINA	63-66	L
J. 30	+at Ole Miss	73-85	L
F. 3	+LSU	85-78	W
F. 7	+at Alabama	79-80	L
F. 10	+at Auburn	91-83	W
F. 14	+ARKANSAS	84-60	W
F. 17	+at LSU	56-50	W
F. 21	+VANDERBILT	83-70	W
F. 24	+at Georgia	73-86	L
F. 28	+at Arkansas	58-67	L
M. 4	+ALABAMA	91-67	W
M. 9	Kentucky*	OT 84-82	W
M. 10	Arkansas*	72-81	L
M. 13	MISSISSIPPI VALLEY STATES	82-63	W
M. 17	BRADLEY\$	101-72	W
M. 20	FLORIDA STATES	86-71	W
M. 27	West Virginia! (@ New York, NY)	62-63	L

* SEC Tournament - Atlanta, GA

\$ MasterCard NIT - Starkville, MS

! MasterCard NIT Semifinals

2007-08 23-11; 12-4 SEC

Coach: Rick Stansbury

SEC WEST CHAMPIONS

N. 10	LOUISIANA TECH	75-45	W
N. 15	CLEMSON	82-84	L
N. 17	UT MARTIN	86-70	W
N. 22	UC Irvine*	68-53	W
N. 23	Southern Illinois*	49-63	L
N. 25	Miami-Ohio*	60-67	L
D. 1	MURRAY STATE	78-61	W
D. 8	SOUTHEASTERN LOUISIANA	84-59	W
D. 13	MIAMI-FLORIDA	58-64	L
D. 15	at South Alabama^	67-71	L
D. 19	at Loyola Marymount	85-54	W
D. 21	at Texas A&M Corpus Christi	95-70	W
D. 30	MISSOURI	87-75	W
J. 5	Lafayette (@ Jackson, MS)	77-53	W
J. 9	+at LSU	61-39	W
J. 12	+GEORGIA	60-49	W
J. 15	+KENTUCKY	69-64	W
J. 19	+at Alabama	66-56	W
J. 26	+OLE MISS	88-68	W
J. 30	+at Arkansas	58-78	L
F. 2	+TENNESSEE	71-76	L
F. 6	+ALABAMA	73-66	W
F. 9	+at Auburn	83-64	W
F. 16	+ARKANSAS	80-74	W
F. 20	+at Ole Miss	63-74	L
F. 23	+at South Carolina	OT 61-56	W
F. 27	+AUBURN	89-78	W
M. 1	+at Florida	68-59	W

M. 5	+at Vanderbilt	OT 85-86	L
M. 8	+LSU	84-75	W
M. 14	Alabama\$	OT 69-67	W
M. 15	Georgia\$	60-64	L
M. 21	Oregon!	76-69	W
M. 23	Memphis!	74-77	L
* Anaheim Classic - Anaheim, CA			
^ Coors Classic - Mobile, AL			
\$ SEC Tournament - Atlanta, GA			
! NCAA Tournament - Little Rock, AR			

2008-09 23-13; 9-7 SEC

Coach: Rick Stansbury

SEC TOURNAMENT CHAMPIONS

N. 15	CENTENARY	77-55	W
N. 17	LOUISIANA-MONROE	78-49	W
N. 19	NORTH ALABAMA	102-61	W
N. 22	FAIRLEIGH DICKINSON	84-58	W
N. 25	at St. Bonaventure	76-71	W
N. 28	Washington State#	52-63	L
N. 29	Texas Tech#	73-77	L
D. 6	ALABAMA STATE	76-67	W
D. 10	CHARLOTTE	64-70	L
D. 13	SOUTH ALABAMA	79-60	W
D. 18	Cincinnati^	63-75	L
D. 22	Nicholls State (@ Jackson, MS)	74-68	W
D. 30	SAN DIEGO	OT 61-64	L
J. 3	HOUSTON	82-65	W
J. 5	WESTERN KENTUCKY	95-67	W
J. 10	+at Arkansas	70-56	W
J. 14	+ALABAMA	83-74	W
J. 17	+VANDERBILT	73-66	W
J. 21	+at LSU	57-81	L
J. 24	+at Georgia	67-61	W
J. 31	+OLE MISS	63-67	L
F. 3	+at Kentucky	66-57	W
F. 7	+ARKANSAS	86-77	W
F. 11	+LSU	2OT 94-97	L
F. 14	+at Auburn	76-91	L
F. 18	+SOUTH CAROLINA	75-70	W
F. 21	+at Alabama	2OT 85-87	L
F. 25	+at Tennessee	76-81	L
F. 28	+AUBURN	58-76	L
M. 4	+FLORIDA	80-71	W
M. 7	+at Ole Miss	82-80	W
M. 12	Georgia*	79-60	W
M. 13	South Carolina*	82-68	W
M. 14	LSU*	67-57	W
M. 15	Tennessee*	64-61	W
M. 19	Washington\$	58-71	L
# Legends Classic - Newark, NJ			
^ SEC/Big East Challenge - Cincinnati, OH			
* SEC Tournament - Tampa, FL			
\$ NCAA Tournament - Portland, OR			

2009-10 24-12; 9-7 SEC

Coach: Rick Stansbury

SEC WEST CHAMPIONS

N. 13	RIDER	88-74	L
N. 19	SOUTHEASTERN LOUISIANA	82-67	W
N. 21	BETHUNE-COOKMAN	67-51	W
N. 24	TEXAS-PAN AMERICAN	75-50	W
N. 27	Richmond#	63-62	L
N. 28	Old Dominion#	69-55	W
D. 5	ST. BONAVENTURE	105-53	W
D. 10	DePaul!	76-45	W
D. 12	UCLA^	72-54	W
D. 16	WRIGHT STATE	80-69	W
D. 19	at Houston	70-64	W
D. 22	Centenary (@ Jackson, MS)	88-51	W
D. 28	MISSISSIPPI VALLEY STATE	73-45	W
D. 31	at San Diego	77-68	W
J. 4	at Western Kentucky	55-52	L



MSU ALL-TIME RESULTS

J. 9	+at Ole Miss	80-75	W	N. 27	NORTH TEXAS	82-59	W
J. 14	+ARKANSAS	82-80	W	D. 3	WEST VIRGINIA	75-62	W
J. 16	+GEORGIA	72-69	W	D. 10	TROY	106-68	W
J. 23	+at Alabama	62-57	L	D. 13	FLORIDA ATLANTIC	75-68	W
J. 28	+at Arkansas	67-62	L	D. 17	at Detroit	80-75	W
J. 30	+LSU	67-51	W	D. 22	Northwestern St. (Jackson, MS)	82-67	W
F. 3	+at Vanderbilt	75-72	L	D. 28	Baylor (Dallas)	52-54	L
F. 6	+at Florida	69-62	L	D. 31	UTAH STATE	66-64	W
F. 11	+OLE MISS	71-63	W	J. 7	+at Arkansas	88-98	L
F. 13	+AUBURN	85-75	W	J. 12	+TENNESSEE	62-58	W
F. 16	+KENTUCKY	81-75	L	J. 14	+ALABAMA	56-52	W
F. 20	+at LSU	60-59	W	J. 18	+at Ole Miss	68-75	L
F. 24	+ALABAMA	74-66	W	J. 21	+at Vanderbilt	78-77	W
F. 27	+at South Carolina	76-63	W	J. 25	+LSU	76-71	W
M. 3	+at Auburn	89-80	L	J. 28	+at Florida	57-69	L
M. 6	+TENNESSEE	75-59	L	F. 4	+AUBURN	91-88	W
M. 12	Florida*	75-69	W	F. 9	+OLE MISS	70-60	W
M. 13	Vanderbilt*	62-52	W	F. 11	+GEORGIA	68-70	L
M. 14	Kentucky*	75-74	L	F. 14	+at LSU	67-69	L
M. 16	Jackson State\$	81-67	W	F. 18	+at Auburn	55-65	L
M. 20	North Carolina\$	76-74	L	F. 21	+KENTUCKY	64-73	L
# South Padre Invitational - South Padre Island, Texas				F. 25	+at Alabama	50-67	L
! SEC/Big East Challenge - Tampa, FL				F. 29	+at South Carolina	69-67	W
^ Wooden Classic - Anaheim, CA.				M. 3	+ARKANSAS	79-59	W
* SEC Tournament				M. 8	Georgiat*	61-71	L
\$ NIT - Starkville				M. 13	UMass	96-101	L

^ 2K Sports Classic - New York City
 * SEC Tournament
 \$ NIT - Starkville

2010-11 17-14; 9-7 SEC

Coach: Rick Stansbury

N. 12	TENNESSEE STATE	75-65	W
N. 19	APPALACHIAN STATE	76-74	W
N. 22	DETROIT	82-76	W
N. 26	TROY	92-83	W
N. 30	FLORIDA ATLANTIC	61-59	L
D. 11	EAST TENNESSEE STATE	63-62	L
D. 12	NORTH CAROLINA A&T	74-58	W
D. 13	NICHOLLS STATE	67-58	W
D. 14	ALABAMA STATE	67-46	W
D. 18	Virginia Tech^	88-57	L
D. 22	Washington State#	83-57	L
D. 23	San Diego#	69-52	W
D. 25	Hawaii#	68-57	L
D. 29	St. Mary's!	94-72	L
J. 8	+ALABAMA	75-57	L
J. 13	+at Ole Miss	69-64	W
J. 16	+AUBURN	85-66	W
J. 22	+at Georgia	86-64	L
J. 27	+VANDERBILT	81-74	L
J. 29	+FLORIDA	71-64	W
F. 2	+at Alabama	75-61	L
F. 5	+at LSU	58-57	W
F. 9	+ARKANSAS	67-56	W
F. 12	+at Auburn	65-62	L
F. 15	+at Kentucky	85-79	L
F. 19	+OLE MISS	71-58	W
F. 23	+LSU	84-82	L
F. 26	+at Tennessee	70-69	W
M. 2	+at Arkansas	88-78	W
M. 5	+SOUTH CAROLINA	60-58	W
M. 11	Vanderbilt*	87-81	L

^ Battle of Atlantis - Bahamas
 # Diamondhead Classic - Honolulu, HI
 * SEC Tournament

2011-12 21-12; 8-8 SEC

Coach: Rick Stansbury

N. 7	EASTERN KENTUCKY	76-66	W
N. 9	AKRON	58-68	L
N. 12	SOUTH ALABAMA	80-65	W
N. 17	Texas A&M^	69-60	W
N. 18	Arizona^	67-57	W
N. 21	LOUISIANA-MONROE	78-63	W
N. 25	UT MARTIN	76-50	W



Mississippi State is a comprehensive land-grant institution and the largest university in Mississippi, with a statewide enrollment of more than 20,484 students.

Established in 1878 as the Agricultural and Mechanical College of Mississippi, the university has traditional strengths in engineering and scientific agriculture but has evolved into a comprehensive institution with a diverse array of programs in teaching, research, and service.

ACADEMICS AND STUDENT LIFE

Mississippi State students consistently earn honors such as the prestigious Harry S. Truman Scholarship, awarded for those who will enter public service, and, with 16 Truman Scholars to date, the university has been recognized as a Truman Honor Institution. In the past year, a student team competed for and won first place in a national Challenge X competition to redesign a fuel-efficient and environmentally-friendly SUV.

Recently initiated programs are providing opportunities to develop leadership potential and global study options.

The university's Global Leadership Continuum provides "cradle-to-CEO" programming designed to develop leadership across a "global" spectrum that begins with high school and continues through the university experience and into professional life. Included are the Young Guns Leadership Camp for rising high school seniors; the Day One Leadership Community for incoming freshmen, focusing on shared academic and service experiences; and the highly competitive Appalachian Leadership Honors Program for sophomores and juniors.

To complement these efforts, the university has launched a minor in leadership studies open to students in all majors. A university honor code adopted in 2007 institutionalizes a campus culture of integrity and personal responsibility in academic studies. Through the Global Leadership Program, students may experience significantly expanded studyabroad opportunities.

RESEARCH

Mississippi State faculty researchers attracted \$186.5 million in external funding for 2006-07, up from about \$155

million during the previous year. This funding supported 1,691 sponsored projects in 2007.

Based on the latest rankings available from the National Science Foundation, MSU ranks seventh in the nation in agricultural sciences research expenditures and 44th in engineering. Last year MSU faculty and staff disclosed 80 new technologies resulting in three new start-up companies, nine licenses, and 22 patent applications. The university now holds 77 patents.

In recent years, MSU has established the Thad Cochran Endowment for Entrepreneurship, as well as collaborating with federal agencies and industries to help increase technology-oriented start-up companies. Among the collaborators and sponsors are the U.S. departments of Defense and Energy, NASA, General Electric, Northrop Grumman, EADS/American Eurocopter, Boeing, Raytheon, General Dynamics, Israeli Aerospace Industry, and the Mississippi Technology Alliance.

In a key area of economic interest to Mississippi, MSU's Center for Advanced Vehicular Systems, established in 2001, continues research and development supporting a goal of attracting automotive industries to the state. The center is conducting research in areas that include materials processing, human and systems engineering, alternative power systems, computational manufacturing and design, and advanced learning technologies.

POINTS OF PRIDE AT MSU

- ❖ Mississippi State ranks among the top 100 institutions across the country in the number of bachelor's degrees awarded to African-Americans.
- ❖ Over the last decade, five MSU professors have been named Mississippi Professor of the Year by the National Council for Advancement and Support of Education and the Carnegie Foundation for the Advancement of Teaching.
- ❖ Recently cited for its service in the aftermath of Hurricane Katrina, MSU's student chapter of the American Society of Civil Engineers is nationally ranked for overall excellence.





THE BULLDOG

Mississippi State University's athletic teams are called Bulldogs, a name earned and maintained over the decades by the tough, tenacious play of student-athletes wearing the Maroon and White. The official school mascot is an American Kennel Club registered English Bulldog, given the inherited title of 'Bully.'

As with most universities, Mississippi State University teams answered to different nicknames through the years. The first squads representing Mississippi A&M College



BULLY XIX - "TONKA"

were proud to be called Aggies. When the school officially became Mississippi State College in 1932, the nickname Maroons, for MSU's uniform color, gained prominence. Bulldogs became the official title for State teams in 1961, not long after State College was granted university status.

Yet references to school teams and athletes as Bulldogs actually go back to early in the century, and this nickname was used almost interchangeably with both Aggies and Maroons, since at least 1905.

On November 30 of that year, the A&M football team shut out their arch-rivals from the University of Mississippi 11-0 in Jackson, Miss. The campus newspaper, *The Reflector*, reported: "After the game, filled with that emotion that accompanies every great victory, there was nothing left for the cadets to do but to complete the great victory by showing sympathy for the dead athletic spirit of the University, by having a military funeral parade.

"A coffin was secured, decorated with University colors and a bulldog pup placed on top. It was then placed on the shoulders of a dozen cadets, and the procession started down Capitol Street, preceded by the brass band playing a very pathetic funeral march."

Other newspaper reports of the victory commented on the 'bulldog' style of play by the A&M eleven, and the Bulldog was soon publicly accepted as a school athletic symbol. Accounts of a 1926 pep rally in Meridian, Miss., had another bulldog parading with students.

Use as an official game mascot began in 1935 when coach Major Ralph Sasse, on 'orders' from his team, went to Memphis, Tenn., to select a bulldog. Ptolemy, a gift of the Edgar Webster family, was chosen and the Bulldogs promptly defeated Alabama 20-7.

A litter-mate of Ptolemy became the first mascot called 'Bully' shortly after Sasse's team beat mighty Army 13-7 at West Point that same year - perhaps the greatest victory in MSU football history. But Bully I earned other fame the hard way, in 1939 when a campus bus cut short his career.

Days of campus mourning followed, as Bully lay in state in a glass coffin. A half-mile funeral procession accompanied by the the Famous Maroon Band and three ROTC battalions went to Scott Field where Bully was buried under the bench at the 50-yard line. Even *Life* magazine covered the event. Other Bullies have since been buried by campus dorms, fraternity houses, and also at the football stadium.

For years Bully was a target for kidnappers, the last incident occurring prior to the 1974 State-Ole Miss game. The Bulldog team won anyway, 31-13. While early Bullies once roamed campus freely or lived in fraternities, today the official university mascot is housed at the School of Veterinary Medicine when not on duty at State home football games. For all their fierce appearance and reputation, today's mascot bulldogs are good-natured, friendly animals and favorites with children.

A student wearing a Bulldog suit, also answering to Bully, is part of the MSU cheerleading team and assists in stirring up State spirit at games and pep rallies.

THE COWBELL

The most unique and certainly the most resounding symbol of Mississippi State University tradition is the cowbell. Despite decades of attempts by opponents and authorities to banish it from scenes of competition, diehard State fans still celebrate Bulldog victories loudly and proudly with the distinctive sound of ringing cowbells.

The precise origin of the cowbell as a fixture of Mississippi State sports tradition remains unclear to this day. The best records have cowbells gradually introduced to the MSU sports scene in the late 1930s and early 1940s, coinciding with the 'golden age' of Mississippi State football success prior to World War II.

The most popular legend is that during a home football game between State and archival Ole Miss, a jersey cow wandered onto the playing field. Mississippi State soundly whipped the Rebels that Saturday, and State College students immediately adopted the cow as a good luck charm.

Students are said to have continued bringing a cow to football games for a while, until the practice was eventually discontinued in favor of bringing just the cow's bell.

Whatever the origin, it is certain by the 1950s cowbells were common at MSU games, and by the 1960s were established as the special symbol of MSU. Ironically, the cowbell's popularity grew most rapidly during the long years when State football teams were rarely successful. Flaunting this anachronism from the 'aggie' days was a proud response by students and alumni to outsider scorn of the university's 'cow college' history.

In the 1960s two MSU professors, Earl W. Terrell and Ralph L. Reeves, obliged some students by welding handles on the bells sothey could be rung with more convenience and authority. By 1963 the demand for these long-handled cowbells could not be filled by home workshops alone. So, at the suggestion of Reeves, the Student Association bought bells in bulk and the Industrial Education Club agreed to weld on handles. In 1964, the MSU



Bookstore began marketing these cowbells with a portion of profits returning to these student organizations.

Today many styles of cowbells are available on campus and around Starkville, with the top-of-the-line being a heavy chrome-plated model with a full Bulldog figurine handle. But experts insist the best and loudest results are produced by a classic long-handled, bicycle-grip bell made of thinner and tightly-welded shells.

Cowbells decorate offices and homes of Mississippi State alumni, and are passed down through generations of Bulldog fans. But they are not heard at Southeastern Conference games - not legally, at least - since the 1974 adoption of a conference rule against 'artificial noisemakers' at football and basketball games. On a 9-1 vote, SEC schools ruled cowbells a disruption and banned them.

This has done little harm to the cowbell's popularity,



The MSU student section has always been known as one of the loudest in the SEC.

however, or to prevent cowbells from being heard outside stadiums in which the Bulldogs are playing. They can still be heard at non-conference football contests, as well as other sporting events on campus. And bold Bulldog fans still risk confiscation for the privilege of keeping a unique Mississippi State tradition alive and ringing at SEC affairs.

MAROON & WHITE

Maroon and White are the distinctive colors of Mississippi State University athletic teams, dating back over a century to the very first football game ever played by the school's student-athletes.

On November 15, 1895, the first Mississippi A&M football team was preparing for a road trip to Jackson, Tenn., to play Southern Baptist University (now called Union University) the following day. Since every college was supposed to have its own uniform colors, the A&M student body requested that the school's team select a suitable combination.

Considering this choice to be an honor, the inaugural State team gave the privilege to team captain W.M. Matthews. Accounts report that without hesitation Matthews chose Maroon and White.

In the 112 years since, every Mississippi State athlete has donned the Maroon and White in some sort of combination. Often a shade of gray has been added to the scheme, such as for the numerals. Briefly in the 1980s, the men's and women's basketball teams wore all-gray uniforms with maroon and white trim, while football has at times sported silver game pants, and baseball will often wear all gray road outfits.

Only once has an MSU team appeared in any other color combination. In 1938, football coach Spike Nelson secretly had cardinal and gold uniforms made for State, a selection that did not sit well with the team or the college at the first game. Neither the uniforms nor Nelson were back for the next season.

MSU ALMA MATER

*In the heart of Mississippi,
Made by none but God's own hands,
Stately in her natural splendor,
Our Alma Mater proudly stands.
Mississippi State, we love you;
Fondest memories cling to thee,
Life shall bear thy spirit ever;
Loyal friends we'll always be.*


CHORUS:

*Maroon and White! Maroon and White!
Of thee with joy we sing; Thy colors bright,
our souls delight; With praise our voices ring.*



"HAIL STATE"

*Hail dear ole State!
Fight for that victory today,
Hit that line and tote that ball,
Cross the goal before you fall!
And then we'll yell, yell, yell, yell!
For dear ole State we'll yell like H-E-L-L!
Fight for Mis-sis-sip-pi State.
Win the game today!*



Humphrey Coliseum

Humphrey Coliseum, the largest on-campus basketball arena in the state of Mississippi, will be the home of Bulldog Basketball for the 37th season during the 2012-13 campaign. Opened in 1975, the arena has undergone many modifications during recent years to rank as one of the finest multi-purpose facilities in the Southeastern Conference.

On the heels of MSU's record-setting 2003-04 basketball campaign, in which the Bulldogs posted a 26-4 ledger and claimed the overall SEC championship and won a second-straight SEC Western Division crown en route to making another NCAA Tournament appearance, Humphrey Coliseum underwent a major renovation.

Thanks to the generous \$1.8 million contribution from the Henry Mize Foundation, a new four-sided, center-hung video scoreboard was added. The state-of-the-art, multi-purpose scoreboard features four identical TrueColor video displays, four custom fixed-digit LED scoreboards with statistics and electronic team names, along with top backlit ad panels and bottom LED color ad displays.

THE MIZE CONTRIBUTIONS

The late Henry Mize hailed from Booneville, Miss., and was a 1938 MSU alumnus and lifetime supporter of Mississippi State Athletics, while his nephew, Paul "Buzzy" Mize of Tupelo, Miss., and a 1978 State graduate, has served as the executor of the Henry Mize Foundation.

Additional support and services for the construction, installation and hoisting of the Coliseum's new basketball scoreboard were provided by Hoffend & Sons (Victor, N.Y.), Ellis Steel (West Point, Miss.), Burkhalter Rigging (Columbus, Miss.) and Spencer Engineers (Jackson, Miss.), as well as on-campus support from the MSU Physi-

cal Plant and the University Television Center.

Another major renovation project, completed in November 1998 by Pryor Construction, Inc., out of Tupelo, Miss., involved the addition of approximately 1,000 maroon theatre-style chairback seats to increase the Coliseum's permanent seating capacity to nearly 10,500. This improvement to the Bulldogs' basketball arena was accomplished with the realignment of the lower-deck seats plus the addition of permanent foldout chairback seats at courtside.

In addition to the Coliseum's re-configured seating plan that now features chair back seats courtside often found at NBA arenas, an improved lighting system was installed two years ago to enhance the electric atmosphere at "The Hump." Additional restrooms were also added to the east side of the facility.

THE NEW-LOOK FLOOR

In 2000, Humphrey Coliseum was graced with the arrival of a new hard maple floor, courtesy of the Horner Flooring Company of Dollar Bay, Mich. MSU's basketball playing surface measures 112 feet long and 60 feet wide.

Also added in recent years has been rotating corporate sponsorship signage at the scorer's table.

Three years ago new, attractive banners honoring the Bulldogs' and Lady Bulldogs' SEC championships and postseason tournament appearances, were unveiled, while the latest enhancements came in the summer of 2011 with new lower-level seats, complete with cupholders.

Since Humphrey Coliseum opened in 1975, the Bulldogs have won more than 70 percent of their battles at "The Hump." After ushering in the Humphrey Coliseum



10,788

A record 10,788 fans packed the Hump in 2012 to watch the thriller between MSU and Kentucky.

era of MSU basketball with an 85-82 victory over Indiana State back on Dec. 1, 1975, the Bulldogs have compiled an impressive 381-144 home record.

In 1990-91, Mississippi State went over the 1-million mark for overall home basketball attendance with the Bulldogs drawing 100,000-plus fans (102,072; 7,852 per game) in a single season for the first time in school history during MSU's SEC Championship campaign. On Feb. 23, 2002, at Humphrey Coliseum, a then-state of Mississippi-record 10,645 fans attended State's 61-59 home win against the Ole Miss Rebels in a crucial SEC contest. After nearly drawing 100,000 total fans during the 2002-03 season and setting a new single-season school record by averaging 9,165 fans per home SEC game, the 2003-04 Bulldog squad shattered all existing MSU basketball attendance records en route to capturing the school's first outright regular-season league championship since 1962-63.

In recording 12 or more home wins in a year for the fourth-straight year, the 2003-04 Bulldogs established new single-season Coliseum attendance standards for most total fans (111,940), highest per-game average for overall games (7,996), highest per-game average for SEC contests (10,209) and most crowds (6) of 10,000+ fans, along with setting a new mark for the largest single-game crowd (10,735) for MSU's 80-56 home triumph over Ole Miss on Feb. 7, 2004.

In a home win streak that began the year prior, the 2003-04 State squad also set a new all-time Coliseum record with 14 consecutive homecourt victories over the course of two years.

Eight years ago, State's attendance boom and home success continued as the Bulldogs went over the 100,000

First Game

Dec. 1, 1975, an 85-82 win against Indiana State.

525

Total number of men's games played at the Hump since it first opened.

Kermit Davis

The first Mississippi State coach at the Hump was Kermit Davis.

34

The Hump has had 10,000-plus fans 34 times.

mark for attendance (103,031) for the second-straight season.

MORE RECORDS SHATTERED

Five years ago en route to advancing to the second round of the NCAA Tournament, MSU established single-season school standards for home attendance (139,305) as it claimed 12 victories. Two years ago, records were shattered again as a total of 157,111 fans came through the turnstiles to witness the Maroon & White claim 13 victories.

Last year, in posting a 15-4 ledger at home, MSU drew 152,363 fans.

As a result of those victories, MSU has now registered 10 or more home wins in a season 19 times over the last 20 basketball campaigns dating back to 1992-93.

Prior to the start of MSU's anticipated 1995-96 Final Four campaign, the capacity of State's home basketball arena was increased to 10,000 with the addition of permanent seats around the Coliseum's inner concourse. During the summer of 1996, the Coliseum underwent major renovations to accommodate the MSU athletic department's growing need for additional locker room availability.

Standing the equivalent of a seven-story building (84 feet), Humphrey Coliseum is 318 feet long and 268 feet wide and was originally constructed from approximately 450,000 red Mississippi-made bricks.

Named in honor of George Duke Humphrey, a former Mississippi State president (1934-45), the Coliseum also serves as the home for the Lady Bulldog basketball team, in addition to housing some administrative offices and Olympic sport coaches' offices.



MISSISSIPPI STATE TIMELINE

1906-1930

1906

MSU plays its first game against Columbus Athletic Club

1912

MSU records its only undefeated season in school history (9-0)

1923

MSU wins the Southern Intercollegiate Athletic Association Tournament.

1909

MSU plays its inaugural on-campus basketball game

1922

MSU records the school's 100th win against Ole Miss

1930

MSU records the school's 200th win against State Teachers College



The 1908 Mississippi A&M team opened the school's first-ever basketball campaign with five-consecutive wins under the guidance of head coach T. H. Werner.

1931-1955

1931

MSU opens the "Tin Gym"

1950

MSU moves into a new gym, which is later named McCarthy Gym

1955

Babe McCarthy named MSU's new head coach

1955

Herb Hargett becomes MSU's first All-SEC selection

1955

Herb Hargett becomes MSU's first All-SEC selection

1955

Jim Ashmore becomes MSU's first All-American selection

1956-1959

1956

Jim Ashmore is named the SEC Player of the Year

1958

Bailey Howell is named the SEC Player of the Year

1959

MSU goes 24-1 and finishes the year ranked No. 3 in the country

1958

MSU records its first 20-win season

1959

MSU wins its first SEC Championship

1959

Bailey Howell wins his second SEC Player of the Year award



1959-1975

1959
Bailey Howell drafted 2nd overall in the NBA by the Detroit Pistons

1961
Babe McCarthy is named the SEC Coach of the Year again

1963
MSU wins the SEC and plays in school's first NCAA Tournament

1960
Babe McCarthy is named the SEC Coach of the Year

1962
Babe McCarthy is named the SEC Coach of the Year for the third time

1975
Humphrey Coliseum opens on Dec. 1 with MSU beating Indiana State



MSU won the 2009 SEC Tournament in Tampa, winning four games in four days, including the finals against Tennessee.

1982-1996

1982
Jeff Malone is named the SEC Player of the Year and All-American

1986
Richard Williams is named head coach

1995
MSU reaches first Sweet 16 in school history

1982
Jeff Malone becomes MSU's all-time leading scorer with 2,142 points

1992
MSU is co-SEC champions with LSU

1996
MSU wins SEC Tournament and advances to Final Four

1997-2010

1998
Rick Stansbury named MSU's 18th head coach

2004
MSU wins SEC crown and Lawrence Roberts is SEC Player of the Year

2009
MSU captures the school's third SEC Tournament crown

2002
MSU wins second SEC Tournament in school history

2004
Rick Stansbury is named the SEC Coach of the Year

2010
Jarvis Varnado becomes the NCAA career leader in blocked shots



MISSISSIPPI STATE TIMELINE

2011-2012

2012

MSU celebrates its 100th year of basketball

2012

Rick Ray named the 19th head coach in school history

2012

Rick Stansbury retires after 14 years and the school's winningest coach



McCarthy Gym was the home of MSU until December of 1975.



Bailey Howell (left), and Jim Ashmore led MSU to great success in the late 1950s.



Babe McCarthy meets with the press prior to MSU's first NCAA Tournament game.



Humphrey Coliseum opened its doors on Dec. 1, 1975, with a victory against Indiana State.



Rick Ray was hired on April 1 as MSU's 19th head coach in school history.



The tandem of Bart Gregory (left) and Jim Ellis begin their second season together broadcasting MSU basketball.

Back for their second year behind the mic calling Mississippi State basketball games are Jim Ellis and Bart Gregory.

This season marks the 30th year for the award-winning Ellis, a West Point native who spent 28 years as the color commentator before Jack Cristil retired in 2011.

Ellis, who also handles the play-by-play for football and baseball, was named the "Outstanding Broadcaster in Mississippi" in both 2002 and 1999. In 2007, he was honored by the Mississippi Chapter of the National Football Hall of Fame for his contributions to amateur football.

A 1969 Mississippi State alumnus, Ellis is probably best known as the ever-popular "Voice of the Baseball Bulldogs," serving as the producer-director of one of the nation's largest collegiate baseball radio networks for the past 33 years. Ellis has also handled play-by-play chores for the Lady Bulldog basketball team, a job that has now belonged to Jason Crowder for two seasons.

GREGORY A FAMILIAR VOICE

Gregory, a native of Nanih Waiya, Miss., graduated from Mississippi State in 1999. He began his broadcasting career at the University of West Alabama in 2000 before returning to his alma mater the following year. While at MSU, he has broadcast women's basketball, as well as select baseball and men's basketball games. The past four years, he's also served as a co-host of all MSU football pregame and postgame shows.

In addition to his radio responsibilities, Gregory currently serves as Assistant Athletic Director for Annual Giving, a position in the Bulldog Club he's held since 2008. He began work on the MSU campus in March of 2000 as an account representative, selling sponsorships for the Bulldogs Sports Network.

"I'm very grateful to Scott Stricklin (MSU athletics director) and Don Wil-

liams of Bulldog Sports Properties for giving me this wonderful opportunity to live out a lifelong dream," Gregory said. "Words can't describe my excitement of getting to work with Jim Ellis, a great mentor and friend. To work with him is both an unbelievable privilege and honor."

Mississippi State basketball fills the airwaves across the Mid-South again this season thanks to the MSU Basketball Radio Network, a production of Learfield Sports.

Linking nearly 30 radio stations, the satellite-fed broadcast signal blankets the Magnolia State. Network programming is distributed and coordinated through the facilities of Learfield Sports, Inc., headquartered in Jefferson City, Mo.

**Mississippi State Basketball
With Rick Ray**

Making its debut in January will be "Mississippi State Basketball with Rick Ray," a 30-minute television program featuring MSU's 2012-13 squad.

Hosted by the "Voice of the Bulldogs" Jim Ellis, the weekly show features game highlights, player interviews, scouting reports on upcoming opponents and court-side profiles showcasing interesting aspects of the basketball program.

Under the direction of producer/director Bennie Ashford, the 30-minute television program is a production of the Bulldog Sports Network in conjunction with the Mississippi State University Television Center.

**MSU BASKETBALL
RADIO NETWORK**

(Affiliate listing as of November of 2012)

City/Town	Station	Frequency
•Aberdeen	•WWZQ-AM	1240
•Amory	•WAMY-AM	1580
•Batesville	•WBLE-FM	100.5
•Biloxi/Gulfport	•WBUB-FM	104.9
•Biloxi/Gulfport	•WQYZ-FM	92.5
•Bude	•WMJU-FM	104.3
•Columbia	•WCJU-FM	104.9
•Corinth	•WKCU-AM	1350
•Ferriday, LA	•KWTF-FM	107.4
•French Camp	•WFCA-FM	107.9
•Greenville	•WDMS-FM	100.7
•Greenwood	•WTCF-FM	96.9
•Grenada	•WOHT-FM	92.3
•Hattiesburg	•WMXI-FM	98.1
•Jackson	•WZNO-FM	105.9
•McComb	•WAKK-FM	104.9
•Memphis, TN	•KQPN-AM	730
•Meridian	•WMOX-AM	1010
•Monticello	•WRQO-FM	102.1
•Philadelphia	•WWSL-FM	102.3
•Tupelo	•WXVX-AM	96.3
•Tylertown	•WTLY-FM	97.7
•Vicksburg	•WVBG-FM	105.5
•Waynesboro	•WABO-FM	105.5
•West Point	•WKBB-FM	100.9
•Winona	•WONA-FM	95.1
•Yazoo City	•WBYF-FM	107.1
•Yazoo City	•WELZ-AM	1460



GREGG ELLIS
 Assistant Director
 Men's Basketball SID
Office Phone 662.325.3595
Email gellis@athletics.msstate.edu
Twitter @msuhoopsgregg
 @mstateMBK



**ATHLETIC MEDIA RELATIONS
 2012-13 STAFF DIRECTORY**

HUMPHREY COLISEUM
Phone: 662.325.0540; Fax: 662.325.3654
 BRYAN BUILDING
Phone: 662.325.2703; Fax: 662.325.2653
 BASEBALL OFFICE BUILDING
Phone: 662.325.8040; Fax: 662.325.3600



Mike Nemeth
 Senior
 AD



John Cade
 Assistant
 AD



Joe Dier
 Assistant
 Director



Joe Galbraith
 Assistant
 AD

Media Relations Staff (Building)

Mike Nemeth (B)
 662.325.2723
 nemeth@athletics.msstate.edu

John Cade (B)
 662.325.0971
 ircade@athletics.msstate.edu

Joe Dier (BB)
 662.325.8040
 jbdier@athletics.msstate.edu

Joe Galbraith (B)
 662.325.0967
 jgalbraith@athletics.msstate.edu

Kyle Niblett (B)
 662.325.0972
 kniblett@athletics.msstate.edu



Diane Keith
 Admin.
 Assistant



Kyle Niblett
 Assistant
 Director



Brock Turnipseed
 Assistant Dir.



Beth Nilsson
 Assistant
 Director

Beth Vennerstrom-Nilsson (H)
 662.325.5865
 bturnipseed@athletics.msstate.edu

Brock Turnipseed (H)
 662.325.7556
 bturnipseed@athletics.msstate.edu

Sarah Layne (H)
 662.325.0540
 slayne@athletics.msstate.edu

Matt McMullan (B)
 662.325.2703
 mmcmullan@athletics.msstate.edu

Diane Keith (H)
 662.325.0540
 dkeith@athletics.msstate.edu

**Office location key: (B) Bryan Building,
 (H) Humphrey Coliseum
 (BB) Baseball Building**

MEDIA RELATIONS MAILING ADDRESS

MSU Media Relations
 P.O. Box 5308
 Mississippi State, MS 39762

OVERNIGHT MAILING ADDRESS

MSU Media Relations
 Humphrey Coliseum, Room 202
 55 Coliseum Blvd.
 Mississippi State, MS 39762





The 2012-13 Mississippi State Men's Basketball Media Guide has been prepared to assist media members in their coverage of the Bulldogs. It is our hope most of your questions will be answered on the pages of this guide. However, should you desire additional information or assistance, please contact us at 662-325-3595.

MEDIA CREDENTIALS

Any credential request should be made by emailing Gregg Ellis at gelis@athletics.msstate.edu.

Priority for the issuance of credentials will be given to daily newspapers, internet sites, radio stations and television stations that cover Mississippi State or MSU's game-day opponent on a regular basis.

MEDIA WILL CALL

Credentials for MSU home basketball games can be picked up at the will call window located just to the left of the coliseum media entrance.

TELEPHONES, WIRELESS AND ETHERNET USE

A limited number of telephones are available for media use before, during and after basketball games on a first-come, first-served basis in the Babe McCarthy Media Room, located just to the left upon entering the main back entrance of Humphrey Coliseum. In addition, wireless service, which will require a password, is available.

PLAYER & COACH INTERVIEWS

All media members must contact Gregg Ellis for interview requests and practice times throughout the season. Any player interviews conducted prior to daily practices need to be concluded 30 minutes before the start of practice.

Each Monday Rick Ray and selected players will have an on-campus press conference at 2 p.m.

POSTGAME INTERVIEWS

The MSU locker room is closed to media at all times. Following games, all interviews with coaches and players from each team will be held at the Babe McCarthy Media Room. Before the game ends, members of the media relations office will seek player requests.

SATELLITE UPLINKS

The MSU Television Center will uplink game highlights and post-game interviews following all home games during the 2012-13 season. Please contact Bennie Ashford of the MSU Television Center (662-325-1332 or bashford@utc.msstate.edu) for specific details.

MSU ON THE INTERNET, TWITTER AND BLOGS

Visit www.hailstate.com for all updated statistics, game notes and other pertinent basketball information.

The site also offers up-to-date information on all of MSU's 16 varsity sports, including schedules and results, player and coach biographies, as well as the latest news from the MSU athletic program.

In addition, HailStateTV features live and delayed audio and video streaming of selected MSU sports, plus Bulldog coaches' TV shows, press conferences, and much more.

Media can follow basketball tweets year at both [@msuhoopsgregg](https://twitter.com/msuhoopsgregg) and [@mststateMBK](https://twitter.com/mststateMBK).

In-game blogging can also be viewed at www.hailstate.com.

SEC TELECONFERENCE

Once SEC play starts, all 14 of the league's coaches will participate in a conference-wide teleconference every Monday beginning in January and running through the conference's regular season. The teleconferences will be coordinated through the SEC Media Relations Office. Following a brief introduction, each coach will answer questions from the media for seven minutes. Media members should contact SEC Associate Media Relations Director Craig Pinkerton at the league office (205-458-3038 or cpinkerton@sec.org) for additional information.

TELECONFERENCE SCHEDULE

10:00 a.m. Kevin Stallings (Vanderbilt)
 10:07 a.m. Billy Donovan (Florida)
 10:14 a.m. Frank Martin (South Carolina)
 10:21 a.m. Mark Fox (Georgia)
 10:28 a.m. Johnny Jones (LSU)
 10:35 a.m. John Calipari (Kentucky)
 10:42 a.m. Cuonzo Martin (Tennessee)
 10:49 a.m. Mike Anderson (Arkansas)
 10:56 a.m. Anthony Grant (Alabama)
 11:03 a.m. Tony Barbee (Auburn)
 11:10 a.m. Andy Kennedy (Ole Miss)
11:17 a.m. Rick Ray (MSU)
 11:24 a.m. Frank Haith (Missouri)
 11:31 p.m. Billy Kennedy (Texas A&M)

All times Central

MSU MEDIA OUTLETS

Print Media

Clarion Ledger

Brandon Marcello, beat writer
 Phone: 1-662-617-4362

Commercial Dispatch

Matt Stevens, beat writer
 Phone: 1-262-490-4802

Daily Journal

Brad Locke, beat writer
 Phone: 1-662-397-7813

Daily Star

Chuck Hathcock, beat writer
 Phone: 1-662-226-4321

Starkville Daily News

Ben Wait, beat writer
 Phone: 1-662-316-7586

Danny P. Smith, columnist

The Associated Press

David Brandt, beat writer
 Phone: 1-601-948-5897

The Reflector

Phone: 1-662-325-8819

Internet Media

Dawg's Bite/Gene's Page

David Murray, Writer
 Phone: 1-662-418-3982

Gene Swindoll

Phone: 1-662-320-8466

Bulldawg Junction

Michael Wardlaw, beat writer
 Phone: 1-662-418-7514

Bulldog Blitz

Logan Lowery, beat writer
 Phone: 1-662-251-2467

Bulldawgs 247

Paul Jones, beat writer
 Phone: 1-662-307-0969

TV Media

WCBI, Columbus

Phone: 1-662-245-0133

WTVA/WLOV, Tupelo

Phone: 1-662-842-7620

WLBT, Jackson

Phone: 1-601-948-3333

WAPT, Jackson

Phone: 1-601-922-1652

WJTV, Jackson

Phone: 1-601-944-4921

Radio Media

WFCA 1-662-547-6414

WMSV 1-662-325-8819



2013 SEC TOURNAMENT



2013 SEC MEN'S BASKETBALL TOURNAMENT

March 13-17 • Bridgestone Arena • Nashville, Tenn.



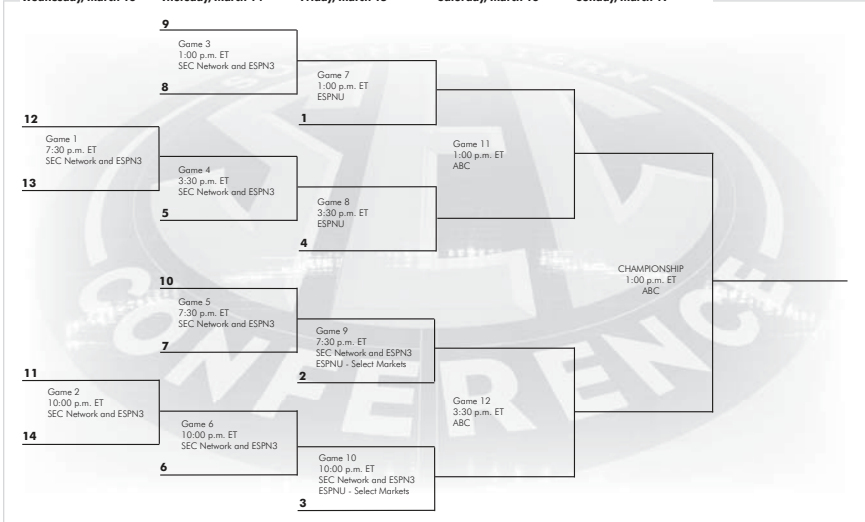
First Round
Wednesday, March 13

Second Round
Thursday, March 14

Quarterfinals
Friday, March 15

Semifinals
Saturday, March 16

Championship
Sunday, March 17



ALL TIME SEC TOURNAMENT CHAMPIONS

1933	Kentucky	1952	Kentucky	1996	Mississippi State
1934	Alabama	1953-78	No Tournament Held	1997	Kentucky
1935	No Tournament Held	1979	Tennessee	1998	Kentucky
1936	Tennessee	1980	LSU	1999	Kentucky
1937	Kentucky	1981	Ole Miss	2000	Arkansas
1938	Georgia Tech	1982	Alabama	2001	Kentucky
1939	Kentucky	1983	Georgia	2002	Mississippi State
1940	Kentucky	1984	Kentucky	2003	Kentucky
1941	Tennessee	1985	Auburn	2004	Kentucky
1942	Kentucky	1986	Kentucky	2005	Florida
1943	Tennessee	1987	Alabama	2006	Florida
1944	Kentucky	1988	Vacated	2007	Florida
1945	Kentucky	1989	Alabama	2008	Georgia
1946	Kentucky	1990	Alabama	2009	Mississippi St.
1947	Kentucky	1991	Alabama	2010	Kentucky
1948	Kentucky	1992	Kentucky	2011	Kentucky
1949	Kentucky	1993	Kentucky	2012	Vanderbilt
1950	Kentucky	1994	Kentucky		
1951	Vanderbilt	1995	Kentucky		

CHAMPIONSHIP MENTALITY



NCAA TOURNAMENT

1963
1991
1995
1996
2002
2003
2004
2005
2008
2009



SEC CHAMPIONS

1959
1961
1962
1963
1991
2004



SEC WEST CHAMPIONS

1995
1996
2003
2004
2007
2008
2010



SEC TOURNEY CHAMPIONS

1996
2002
2009



NIT
1979
1990
1994
1999
2001
2007
2010
2012



2012-13 MISSISSIPPI STATE BULLDOGS



Jalen Steele
6-3, 194, Jr., Guard
Knoxville, Tenn.



Fred Thomas
6-5, 191, Fr., Guard
Jackson, Miss.



DeAndre Applewhite
6-5, 217, Fr., Guard
Memphis, Tenn.



Colin Borchert
6-8, 231, Jr., Forward
Phoenix, Ariz.



Trivante Bloodman
6-0, 182, So., Guard
Bronx, N.Y.



Wendell Lewis
6-9, 258, Sr., Center
Selma, Ala.



Jacoby Davis
6-1, 191, Fr., Guard
Charlotte, N.C.



Baxter Price
5-10, 169, Sr., Guard
Brandon, Miss.



Gavin Ware
6-9, 270, Fr., Forward
Starkville, Miss.



Tyson Cunningham
6-3, 194, Jr., Guard
Columbus, Miss.



Rouquez Johnson
6-7, 210, So., Forward
Montgomery, Ala.



Craig Sword
6-3, 189, Fr., Guard
Montgomery, Ala.



Rick Ray
Head Coach



2012-13 MEN'S BASKETBALL SCHEDULE

Date	Day	Opponent (TV)	Time	Date	Day	Opponent (TV)	Time
Nov. 4	Sun.	WILLIAM CAREY (Exh.)	4 p.m.	Jan. 19	Sat.	* at Tennessee (SEC Network)	3 p.m.
Nov. 9	Fri.	at Troy	7 p.m.	Jan. 23	Wed.	* at Arkansas (CSS)	8 p.m.
Nov. 13	Tue.	FLORIDA ATLANTIC	7 p.m.	Jan. 26	Sat.	* FLORIDA (ESPN2)	7 p.m.
Nov. 19	Mon.	# North Carolina (ESPN2)	5 p.m.	Jan. 30	Wed.	* TEXAS A&M (CSS)	8 p.m.
Nov. 20	Tue.	# Butler or Marquette (ESPN2)	1:30 p.m./7 p.m.	Feb. 2	Sat.	* LSU (FSN)	4:30 p.m.
Nov. 21	Wed.	# TBA	TBA	Feb. 6	Wed.	* at Ole Miss (CSS)	8 p.m.
Nov. 27	Tue.	ALCORN STATE	7 p.m.	Feb. 9	Sat.	* at Florida (FSN)	4 p.m.
Dec. 1	Sat.	at Providence (ESPNU)	11 a.m.	Feb. 13	Wed.	* MISSOURI (SEC Network)	7 p.m.
Dec. 4	Tue.	TEXAS-SAN ANTONIO	7 p.m.	Feb. 16	Sat.	* at LSU (ESPNU)	4 p.m.
Dec. 15	Sat.	at Loyola-Chicago (ESPN3)	7 p.m.	Feb. 20	Wed.	* at Alabama (SEC Network)	7 p.m.
Dec. 22	Sat.	^ CENTRAL ARKANSAS	2 p.m.	Feb. 23	Sat.	* VANDERBILT (SEC Network)	12:30 p.m.
Dec. 30	Sun.	ALABAMA A&M (CSS)	3 p.m.	Feb. 27	Wed.	* at Kentucky (SEC Network)	7 p.m.
Jan. 3	Thu.	NEW ORLEANS (CSS)	6 P.M.	March 2	Sat.	* OLE MISS (FSN)	4 p.m.
Jan. 9	Wed.	* SOUTH CAROLINA (ESPN3)	7 p.m.	March 6	Wed.	* at South Carolina (ESPN3)	6 p.m.
Jan. 12	Sat.	* at Georgia (SEC Network)	12:30 p.m.	March 9	Sat.	* AUBURN (FSN)	4:30 p.m.
Jan. 16	Wed.	* ALABAMA (CSS)	8 p.m.				

- Maui Invitational; ^ - at Jackson, Miss.; Home games in ALL CAPS; *-denotes SEC game; All Times are Central and subject to change.