

2011-12 MSU PREVIEW



10 OUTLOOK



18 THE PLAYERS



48 THE COACHES

GENERAL INFORMATION

Table of Contents	1
Media Relations Staff	2
Media Information/Outlets	3
MSU Radio & TV	4
Quick Facts	5

OUTLOOK/MSU PLAYERS

2011-12 Roster	6
2010-11 TV & Radio Roster	7
2010-11 Team Photo/Breakdown	8
2011-12 Preview	9
Senior Dee Bost	10
Senior Brian Bryant	11
Junior Wendell Lewis	12
Junior Arnett Moultrie	13
Junior Renardo Sidney	14
Sophomore Shaun Smith	15
Sophomore Jalen Steele	16
Freshman Rodney Hood	17
Freshman Roquez Johnson	17
Freshman Shawn Long	18
Freshman DeVille Smith	18
Sophomore Kristers Zeidaks	19
Walk-ons Reed Clayton/Tyson Cunningham	20
Walk-ons Taylor Luczak/Charles Parker	21
Walk-on Baxter Price	22
Player Career Statistics vs. SEC	23-25
Individual Season/Career Highs	26-27

STAFF

Head Coach Rick Stansbury	28-32
Assistant Coach Phil Cunningham	33
Assistant Coach Marcus Grant	33
Assistant Coach George Brooks	34
Coord. of Basketball Ops TalvisFranklin	34
Basketball Support Staff	35-36
Road Headquarters	36
Dr. Mark E. Keenum/Scott Stricklin	37

OPPONENTS

2011-12 Opponents	38-40
SEC Series Scores	41-48
SEC Tournament History	49
SEC Series Breakdown	50-51

REVIEW

2010-11 Season Review	52
2009-10 Statistics	53
2009-10 Results	54
2009-10 Superlatives	55
2009-10 Miscellaneous Stats	56
The Last Time	57
2010-11 Recaps	58-68
2010-11 SEC SEC Review	69

RECORDS

Individual Records	70
Scoring Records	71
Field Goal Records	72
3-Point Field Goal Records	73
Free Throw Records	74
Rebounding Records	75
Assists/Blocks/Steals Records	76
MSU Yearly Leaders	77-78
MSU Freshman Season Records	79
MSU Opponent Records	80
MSU Team Records	81
SEC Statistical Titles & Leaders	82
MSU Team Superlatives	83-84
Team Season Highs	85-86
MSU Team Statistical Trends	87-88
Humphrey Coliseum Records	89-90
2,000-Point Scoring Club	91-92
1,000-Point Scoring Club	93-94

HISTORY

MSU Honor Roll	95-97
Hall of Famer Bailey Howell	98

Postseason Tournament Records	99
Postseason Tournament History	100-106
SEC Tournament Records	107
In-Season Tournament History	108-109
Yearly Records	110
Coaching History	111
All-Time Lettermen/Team Captains	112-113
Bulldogs In The NBA	114-115
All-Time Team Awards	116
All-Time Series Records	117
Non-SEC Series Records	118-126
All-Time Results	127-140

MISSISSIPPI STATE UNIVERSITY

MSU	141
Mississippi State Traditions	142-143
Humphrey Coliseum	144-145
Mississippi State University	146-151
MSU Basketball Timeline	152-153

SEC/NCAA

2012 SEC Tournament	154
MSU Schedule	155
SEC Composite Schedule	156

CREDITS

The 2011-12 Mississippi State Men's Basketball Media Guide is a product of the Media Relations Office, published by the Mississippi State University Athletic Department.

EDITOR: Gregg Ellis, Assistant Media Relations Director

GRAPHIC/COVER DESIGN: John Schaffhauser, Schaffhauser Design (Madison, Miss.)

EDITORIAL ASSISTANCE: Kyle Bass, Tyson Rodgers, Lee VanHorn, Jason Edwards, Kera Robinson, Robbie Faulk, Drew Caves, Amber Winstead, Emily McConnell, Leanna Baldner, Kirk Downs, Will Knight, Karen Fairley, Allyson Holloway, Chelsea Kelley, Britany Simmons and Brett Pund, with additional assistance provided by the MSU Department of University Relations; the MSU Department of Archives; the Greater Starkville Development Partnership office; the staffs at Adidas and Balfour; the various media relations departments within the National Basketball Association, along with the NCAA and SEC.

PHOTOGRAPHY: Associated Press, Charles W. Alliston, Dan Avila, Megan Bean, Kenny Billings, Gary Dogdon, Joe Collins, David Coyle, Robert Crawford, Joe Dier, Fred Faulk, Mansel Guerry, Jim Henson, Paul Hollis, Russ Houston, Wendell M. Hughes, Laughead Photographers, Barry Lawrence, Bob Leverone, Richard Lewis, Brian Allen Loden, Darrell McAllister, Patrick Merrill, Mississippi Sports Hall of Fame and Museum, Chris Mooney, R.D. Moore, Layne Murdoch, Joe Murphy/NBA/Getty Images, NBA Photos, Naismith Memorial Basketball Hall of Fame, Clint Parrish, Dick Raphael, Joe Ray Roberson, Bob Rosata, Bill Simmonds, Bob Smith/Photo/Adrenaline.com, Breck Smither, Nicole Sweet, Jason Szenes, Time Inc., Scout.com, Michael Wardlaw and David Allen Williams.

PRINTING: Hederman Brothers, Jackson, Miss.

Mississippi State University does not discriminate on the basis of race, color, religion, national origin, sex, sexual orientation or group affiliation, age, disability or veteran status. Dr. Mary Alexander, Director of the Office of Diversity and Equity Programs [McArthur Hall, Room 106, P.O. Box 6199, Mississippi State, MS 39762/662-325-2493], is the designated employee responsible to coordinate efforts to carry out responsibilities and make investigations of complaints relating to discrimination in conforming with Title IX of the Education Amendments of 1972, Sections 503 and 5-4 of the Rehabilitation Act of 1974, and the Americans with Disabilities Act of 1990.

100 Years of Basketball



MSU is celebrating 100 years of basketball this season and throughout the year the program's history will be recognized.



MSU MEDIA RELATIONS



GREGG ELLIS
 Assistant Director
 Men's Basketball SID
 Office Phone662.325.3595
 Email gellis@athletics.msstate.edu
 Twitter @msuhoopsgregg
 @mstateMBK



Mike Nemeth
 Senior AD



John R. Cade
 Assistant AD



Joe Dier
 Assistant Director



Joe Galbraith
 Assistant AD



Kyle Niblett
 Assistant Director



Brock Turnipseed
 Assistant Director



Beth V. Nilsson
 Assistant Director



Diane Keith
 Admin. Assistant



ATHLETIC MEDIA RELATIONS
 2011-12 STAFF DIRECTORY

HUMPHREY COLISEUM
 Phone: 662.325.0540; Fax: 662.325.3654

BRYAN BUILDING
 Phone: 662.325.2703; Fax: 662.325.2653

BASEBALL OFFICE BUILDING
 Phone: 662.325.8040; Fax: 662.325.3600

Name, Title (Office Location, Phone)

Mike Nemeth, Senior AD/Media Relations (B)..... 662.325.2723
 nemeth@athletics.msstate.edu

John Cade, Assistant AD/Media Relations (B) 662.325.0971
 jrcade@athletics.msstate.edu

Joe Dier, Assistant Director (BB) 662.325.8040
 jbdier@athletics.msstate.edu

Joe Galbraith, Assistant AD/Media Relations(B)..... 662.325.0967
 jgalbraith@athletics.msstate.edu

Kyle Niblett, Assistant Director (B).....662.325.0972
 kniblett@athletics.msstate.edu

Beth Vennerstrom-Nilsson, Assistant Director (H)662.325.5865
 bturnipseed@athletics.msstate.edu

Brock Turnipseed, Assistant Director (H)662.325.7556
 bturnipseed@athletics.msstate.edu

Jason Edwards, Graduate Assistant (H).....662.325.0540
 jedwards@athletics.msstate.edu

Paul Hawkins, Graduate Assistant (B)662.325.2703
 pah103@msstate.edu

Diane Keith, Administrative Assistant (H).....662.325.0540
 dkeith@athletics.msstate.edu

Office location key: (B) Bryan Building, (H) Humphrey Coliseum
 (BB) Baseball Building

MEDIA RELATIONS MAILING ADDRESS

MSU Media Relations
 P.O. Box 5308
 Mississippi State, MS 39762

OVERNIGHT MAILING ADDRESS

MSU Media Relations
 Humphrey Coliseum, Room 202
 55 Coliseum Blvd.
 Mississippi State, MS 39762

100 Years Of Bulldog Basketball

MEDIA INFORMATION

The 2011-12 Mississippi State Men's Basketball Media Guide has been prepared to assist media members in their coverage of the Bulldogs. It is our hope that most of your questions will be answered on the pages of this guide. However, should you desire additional information or assistance, please contact the MSU Athletic Media Relations at 662-325-3595.

MEDIA CREDENTIALS

Any credential request by accredited outlets should be made in writing and submitted on company letterhead to Gregg Ellis by email (gellis@athletics.msstate.edu).

Priority for the issuance of credentials will be given to daily newspapers, internet sites, radio stations and television stations that cover Mississippi State or MSU's game-day opponent on a regular basis.

MEDIA WILL CALL

Credentials for MSU home basketball games can be picked up at the will call window located just to the left of the coliseum media entrance.

TELEPHONES, WIRELESS AND ETHERNET USE

A limited number of telephones are available for media use before, during and after basketball games on a first-come, first-served basis in the Babe McCarthy Media Room, located just to the left upon entering the main back entrance of Humphrey Coliseum. In addition, wireless service, which will require a password, is available.

PLAYER & COACH INTERVIEWS

In most cases, players will be available before practices during the course of the 2011-12 season. All media members must contact Gregg Ellis for interview requests and practice times throughout the season. Any player interviews conducted prior to daily practices need to be concluded 30 minutes before the start of practice.

Telephone interviews with Rick Stansbury are best conducted weekdays prior to 11:00 a.m. Each Monday Stansbury and selected players will have an on-campus press conference at 2 p.m.

POSTGAME INTERVIEWS

The MSU locker room is closed to media at all times. Following games, all interviews with coaches and players from each team will be held at the Babe McCarthy Media Room. Before the game ends, members of the media relations office will seek player requests.

SATELLITE UPLINKS

The MSU Television Center will uplink game highlights and post-game interviews following all home games during the 2009-10 season. Please contact Bennie Ashford of the MSU Television Center (662-325-1332 or bashford@utc.msstate.edu) for specific details.

MSU ON THE INTERNET, TWITTER AND BLOGS

Visit www.msstateathletics.com for all updated statistics, game notes and other pertinent basketball information.

The site also offers up-to-date information on all of MSU's 16 varsity sports, including schedules and results, player and coach biographies, as well as the latest news from the MSU athletic program.

In addition, Maroon to the Max, MSU's new multimedia experience, features live and delayed audio and video streaming of selected MSU sports, plus Bulldog coaches' TV shows, press conferences, and much more.

Media and Bulldog fans can follow MSU tweets this year at both @msuhoopsgregg and @mstateMBK.

In-game blogging can also be viewed at www.msstateathletics.com.

SEC TELECONFERENCE

Once SEC play starts, all 12 of the league's coaches will participate in a conference-wide teleconference every Monday beginning in January and running through the conference's regular season. The teleconferences will be coordinated through the SEC Media Relations Office. Following a brief introduction, each coach will answer questions from the media for seven minutes. Media members should contact SEC Associate Media Relations Director Craig Pinkerton at the league office (205-458-3038 or cpinkerton@sec.org) for additional information.

TELECONFERENCE SCHEDULE

10:00 a.m.	Kevin Stallings (Vanderbilt)
10:07 a.m.	Billy Donovan (Florida)
10:14 a.m.	Darrin Horn (South Carolina)
10:21 a.m.	Mark Fox (Georgia)
10:28 a.m.	Trent Johnson (LSU)
10:35 a.m.	John Calipari (Kentucky)
10:42 a.m.	Cuonzo Martin (Tennessee)
10:49 a.m.	Mike Anderson (Arkansas)
10:56 a.m.	Anthony Grant (Alabama)
11:03 a.m.	Tony Barbee (Auburn)
11:10 a.m.	Andy Kennedy (Ole Miss)
11:17 a.m.	Rick Stansbury (MSU)

All times Central

MSU MEDIA OUTLETS

Print Media

Clarion Ledger

Brandon Marcello, beat writer

Phone: 1-662-617-4362

Email: bmarcello@jackson.gannett.com

Rick Cleveland, columnist

Email: rcleveland@jackson.gannett.com

Commercial Appeal

Ron Higgins, beat writer

Phone: 1-901-517-3089

Email: rhiggins@commercialappeal.com

Commercial Dispatch

Matt Stevens, beat writer

Phone: 1-262-490-4802

Email: matthewstevens8@gmail.com

Daily Star

Chuck Hathcock, beat writer

Phone: 1-662-226-4321

Northeast Mississippi Daily Journal

Brad Locke, beat writer

Phone: 1-662-397-7813

Email: brad.locke@djjournal.com

Starkville Daily News

Lee Adams, beat writer

Phone: 1-662-323-1642

Email: sdhleeadams

Danny P. Smith, columnist

Email: dannyppsmith@att.net

The Associated Press

David Brandt, beat writer

Phone: 1-601-948-5897

Email: dbrandt@ap.org

The Reflector

Phone: 1-662-325-8819

Email: sports@reflector.msstate.edu

Internet Media

Dawg's Bite/Gene's Page

David Murray, Writer

Phone: 1-662-418-3982

Email: dawgbite@ms.metrocast.net

Gene Swindoll

Phone: 1-662-320-8466

Email: swindoll@genespage.com

Bulldawg Junction

Michael Wardlaw, beat writer

Phone: 1-662-418-7514

Email: michaelwardlaw75@gmail.com

Bulldog Blitz

Logan Lowery, beat writer

Phone: 1-662-251-2467

Email: rivalslogan@yahoo.com

Bulldawgs 247

Paul Jones, beat writer

Phone: 1-662-307-0969

Email: pdjmsu@yahoo.com

TV Media

WCBI, Columbus 1-662-245-0133

WTVA/WLOV, Tupelo 1-662-842-7620

WLBT, Jackson 1-601-948-3333

WAPT, Jackson 1-601-922-1652

WJTV, Jackson 1-601-944-4921

Radio Media

WFCM 1-662-547-6414

WMSV 1-662-325-8819



MSU RADIO AND TV

A new era of Mississippi State basketball broadcasting takes center stage this year as Jim Ellis takes over the play-by-play duties following the retirement of the legendary Jack Cristil.

He'll be joined in the broadcast booth by Bart Gregory, who makes the transition from women's basketball to the men's side.

This season marks the 29th year behind the mic for Ellis, who spent the previous 28 years as the color commentator.

He also took over the play-by-play role for the football team this past fall.

Ellis was named the "Outstanding Broadcaster in Mississippi" in both 2002 and 1999. In 2007, he was honored by the Mississippi Chapter of the National Football Hall of Fame for his contributions to amateur football.

A 1969 Mississippi State alumnus, Ellis is probably best known as the ever-popular "Voice of the Baseball Bulldogs," serving as the producer-director of one of the nation's largest collegiate baseball radio networks for the past 32 years. In addition to teaming with Cristil on the MSU football and men's basketball radio broadcasts, Ellis, in the past, handled play-by-play chores for the Lady Bulldog basketball team, a job that now belongs to Jason Crowder.

During his stint at his alma mater, Ellis has also handled the play-by-play basketball and football duties for various national and regional TV networks.

GREGORY A FAMILIAR VOICE

Gregory, a native of Nanih Waiya, Miss., graduated from Mississippi State in 1999. He began his broadcast career at the University of West Alabama in 2000 before returning to his alma mater the following year. While at MSU, he has broadcast women's basketball, as well as select baseball and men's basketball games. The past three years, he's also served as a co-host of all MSU football pregame and postgame shows.

In addition to his radio responsibilities, Gregory currently serves as Assistant Athletic Director for Annual Giving, a position in the Bulldog Club he's held since 2008. He began work on the MSU campus in March of 2000 as an account representative, selling sponsorships for the Bulldogs Sports Network.

"I'm very grateful to Scott Stricklin (MSU athletics director and Don Williams of Bulldog Sports Properties for giving me this wonderful opportunity to live out a lifelong dream," Gregory said. "Words can't describe my excitement of getting to work with Jim Ellis, a great mentor and friend. To work with him is both a privilege and honor."

Mississippi State basketball fills the air-



The tandem of Jim Ellis (left) and Bart Gregory begin their first season together broadcasting Mississippi State basketball. Ellis, who spent the last 28 years alongside Jack Cristil as the color commentator, will now handle the play-by-play duties. Gregory has been with MSU since 2001.

waves across the Mid-South again this season thanks to the MSU Basketball Radio Network.

Linking nearly 30 radio stations, the satellite-fed broadcast signal blankets the Magnolia State. Network programming is distributed and coordinated through the facilities of Learfield Sports, Inc., headquartered in Jefferson City, Mo.

"Bart did a great job calling play-by-play for our women's team, and I'm looking forward to having him join Jim Ellis to broadcast our games," MSU coach Rick Stansbury said. "Both are very professional and will be great working together."

Mississippi State Basketball With Rick Stansbury

Returning for its 14th season is the popular "Mississippi State Basketball with Rick Stansbury," a 30-minute television program featuring MSU's 14th-year coach Rick Stansbury and his 2011-12 squad.

Now hosted by the "Voice of the Bulldogs" Jim Ellis, the weekly show features game highlights, player interviews, scouting reports on upcoming opponents and courtside profiles showcasing interesting aspects of the MSU basketball program.

Under the direction of producer/director Bennie Ashford, the 30-minute television program is a production of the Bulldog Sports Network in conjunction with the Mississippi State University Television Center.

MSU BASKETBALL RADIO NETWORK		
<i>(Affiliate listing as of October of 2011)</i>		
City/Town	Station	Frequency
♦Aberdeen.....	WWZQ-AM.....	1240
♦Amory.....	WAMY-AM.....	1580
♦Batesville.....	WBLE-FM.....	100.5
♦Biloxi.....	WTNI-AM.....	1640
♦Columbia.....	WCJU-FM.....	104.9
♦Corinth.....	WKCU-AM.....	1350
♦Ferriday, LA.....	WFCA-FM.....	107.9
♦French Camp.....	KWTG-FM.....	104.7
♦Greenville.....	WDMS-FM.....	100.7
♦Grenada.....	WOHT-FM.....	92.3
♦Hattiesburg.....	WMXI-FM.....	98.1
♦Indianola.....	WTCD-FM.....	96.9
♦Jackson.....	WOAD-FM.....	105.9
♦Lucedale.....	WRBE-FM.....	106.9
♦McComb.....	WAKK-FM.....	104.9
♦Memphis, TN.....	KQPN-AM.....	730
♦Meridian.....	WMOX-AM.....	1010
♦Monticello.....	WRQQ-FM.....	102.1
♦Philadelphia.....	WWSL-FM.....	102.3
♦Tupelo.....	WKMQ-AM.....	1060
♦Vicksburg.....	WVBG-FM.....	105.5
♦West Point.....	WKBB-FM.....	100.9
♦Winona.....	WONA-FM.....	95.1
♦Yazoo City.....	WYAB-FM.....	93.1

2011-12 MSU QUICK FACTS

GENERAL INFORMATION

Location: Starkville, Mississippi
Founded: February 28, 1878
Enrollment: 20,484
Conference: SEC (Western Division)
Nickname: Bulldogs
Colors: Maroon (PMS 202) & White
Arena: Humphrey Coliseum (10,575)
President: Dr. Mark E. Keenum
Director of Athletics: Scott Stricklin
Faculty Representative: .. Dr. Steven C. Turner

BASKETBALL HISTORY

First Year of Basketball: 1908-09
Number of Seasons: 99
All-Time Record: 1,289-1,070
All-Time SEC Record: 543-689
Total Number of Head Coaches: 18
Humphrey Coliseum Record: 366-140
20-Win Seasons: 16
NCAA Tournament Appearances: 10
NCAA Tournament Record: 11-10
NCAA Tournament Final Fours: 1
 (1996, lost to Syracuse 77-69 in semis)
NIT Appearances: 7
NIT Record: 7-7
NIT Final Fours: 1
 (2007, lost 63-62 to West Virginia in semis)
SEC Championships: 6
 (2004, 1991, 1963, 1962, 1961, 1959)
SEC Tournament Championships: 3
 (2009, 2002 and 1996)
SEC Tournament Record: 27-48
SEC Western Division Titles: 7
 (2010, 2008, 2007, 2004, 2003, 1996, 1995)

BASKETBALL STAFF

Head Coach: Rick Stansbury
Alma Mater, Year: Campbellsville, 1982
Record at MSU/Years: 272-154/13
Career Record/Years: 272-154/13
Phone: 662-325-3800
Assistant Coach: Phil Cunningham
Assistant Coach: Marcus Grant
Assistant Coach: George Brooks
Director of Operations: Talvis Franklin
Video Coordinator: Bennie Ashford
Strength Coach: Richard Akins
Athletic Trainer: Scotty Johnson
Academic Counselor: Lynda Moore
Administrative Asst.: Suzanne Cook
Media Relations Contact: Gregg Ellis
Phone: 662-325-3595
Cell: 662-418-8494
Fax: 662-325-3654
Email: gellis@athletics.msstate.edu
Twitter: @msuhoopsgregg @mstateMBK

TEAM INFORMATION

2010-11 Overall Record: 17-14
2010-11 SEC Record: 9-7
SEC Finish: 2nd (Western Division)
Home Record: 12-5
Away Record: 4-5
Neutral Record: 1-4
Postseason: None
National Ranking: n/a
Starters Returning/Lost: 2/3
Letterwinners Returning/Lost: 9/7
Newcomers: 7
Roster (Sr./Jr./So./Fr.): (3/5/5/4)

A LOOK AT THE TEAM

Starters Returning (2)

Dee Bost (6-2, 176, Sr., G)
 15.3 ppg., 3.5 rpg., 6.2 apg. (17 games)
Renardo Sidney (6-7, 280, Jr., F)
 14.2 ppg., 7.6 rpg. (19 games)

Other Lettermen Returning (7)

Bryan Bryant (6-3, 168, Sr., G)
 4.9 ppg., 3.2 rpg. (31 games)
Wendell Lewis (6-9, 260, Jr., C)
 3.7 ppg., 3.8 rpg. (31 games)
Taylor Luczak (6-8, 195, Sr., F) ^
 0.0 ppg., 0.0 rpg. (6 games)
Charles Parker (5-10, 168, Jr., G) ^
 0.0 ppg., 0.0 rpg. (6 games)
Baxter Price (5-9, 165, Jr., G) ^
 0.0 ppg., 0.0 rpg. (6 games)
Shaun Smith (6-6, 203, So., G)
 1.0 ppg., 0.7 rpg. (24 games)
Jalen Steele (6-3, 194, So., G)
 5.7 ppg., 1.5 rpg. (27 games)

Newcomers (8)

Reed Clayton (5-9, 146, So., G) ^
Tyson Cunningham (6-3, 191, So., G) ^
Kristers Zeidak (6-8, 230, So., F)
Rodney Hood (6-8, 204, Fr., G)
Roquez Johnson (6-7, 204, Fr., F)
Shawn Long (6-10, 249, Fr., F)
Arnett Moultrie (6-11, 230, Jr., F) *
DeVile Smith (5-11, 165, Fr., G)

Lettermen Lost (4)

Kodi Augustus (6-8, 224, F)
 12.2 ppg., 7.2 rpg. (31 games)
Elgin Bailey (6-8, 270, F)
 5.8 ppg., 4.3 rpg. (12 games)
Twany Beckham (6-5, 195, G)
 2.9 ppg., 2.2 rpg., 2.1 apg. (14 games)
Riley Benock (6-4, 193, G)
 6.2 ppg., 3.4 rpg., 2.3 apg. (31 games)
Brandon Bolen (6-3, 208, G)
 0.4 ppg., 0.6 rpg. (8 games)
Ravern Johnson (6-7, 175, G)
 17.6 ppg., 3.6 rpg. (24 games)
John Riek (7-1, 250, F)
 1.2 ppg., 1.3 rpg. (14 games)

^ Walk-on

* Sat out last year due to NCAA transfer rules

RETURNING TEAM STATS

Percentage of Scoring: 45.0 (974/2165)
Percentage of Rebounds: 43.1 (482/1119)
Percentage of Field Goals: 47.4 (350/739)
Percentage of 3-Point FGs: 33.7 (83/246)
Percentage of Free Throws: 43.8 (193/441)
Percentage of Assists: 55.5 (218/393)
Percentage of Steals: 47.9 (78/163)
Percentage of Blocks: 49.6 (64/129)
Percentage of Minutes: 44.1 (2742/6225)

RETURNING TOP INDIVIDUALS

Points: Dee Bost (260, 15.3)
Rebounds: Renardo Sidney (144, 7.6)
Assists: Dee Bost (106, 6.2)
Steals: Dee Bost (28, 1.6)
Blocks: Wendell Lewis (31, 0.9)
FG %: Wendell Lewis 57.3 (51-89)
3-Point %: Dee Bost 33.6 (38-113)
FT %: Renardo Sidney 70.3 (109-144)
Minutes: Dee Bost 602 (35.4)

PROJECTED STARTING LINEUP

G Dee Bost
G Rodney Hood
G Brian Bryant
F Renardo Sidney
F Arnett Moultrie

Key Returning Reserves: C Wendell Lewis, G Shaun Smith and G Jalen Steele.



Guard Dee Bost enters his senior season needing just 65 more assists to become the Bulldogs' all-time leader. Derrick Zimmerman (2000-03) currently has the record with 514.



2011-12 MSU ROSTER

NUMERICAL ROSTER

No.	Name	Pos.	Ht.	Wt.	Yr.	Exp.	Hometown
0	Jalen Steele	G	6-3	194	So.	1L	Knoxville, TN (Fulton HS)
1	Renardo Sidney	F	6-10	285	Jr.	1L	Jackson, MS (Fairfax [CA] HS)
3	Dee Bost	G	6-2	176	Sr.	3L	Concord, NC (Hargrave Military Academy)
4	Rodney Hood	G	6-8	204	Fr.	HS	Meridian, MS (Meridian HS)
10	Shaun Smith	G	6-6	203	So.	1L	Brooksville, MS (Noxubee County HS)
11	Reed Clayton	G	5-9	146	So.	HS	Tupelo, MS (Tupelo HS)
12	Charles Parker	G	5-10	168	Jr.	2L	McKinney, TX (McKinney North HS)
13	Kristers Zeidaks	F	6-8	230	So.	TR	Riga, Latvia
15	Baxter Price	G	5-10	159	Jr.	2L	Brandon, MS (Northwest Rankin HS)
20	Taylor Luczak	F	6-8	195	Sr.	3L	Glens Falls, NY (Glens Falls HS)
21	Shawn Long	F	6-10	249	Fr.	HS	Morgan City, LA (Morgan City HS)
22	Brian Bryant	G	6-3	168	Sr.	1L	Albany, Ga. (Northwest Florida State)
23	Arnett Moultrie	F	6-11	249	Jr.	TR	Memphis, TN (UTEP)
24	Tyson Cunningham	G	6-3	191	So.	HS	Columbus, MS (Columbus HS)
25	Roquez Johnson	F	6-7	204	Fr.	HS	Montgomery, AL (G.W. Carver HS)
30	Wendell Lewis	C	6-9	260	Jr.	2L	Selma, AL (Selma HS)
33	DeVille Smith	G	5-11	165	Fr.	HS	Jackson, MS (Callaway HS)

ALPHABETICAL ROSTER

No.	Name	Pos.	Ht.	Wt.	Yr.	Exp.	Hometown
3	Dee Bost	G	6-2	176	Sr.	3L	Concord, NC (Hargrave Military Academy)
22	Brian Bryant	G	6-3	168	Sr.	1L	Albany, Ga. (Northwest Florida State)
11	Reed Clayton	G	5-9	146	So.	HS	Tupelo, MS (Tupelo HS)
24	Tyson Cunningham	G	6-3	191	So.	HS	Columbus, MS (Columbus HS)
4	Rodney Hood	G	6-8	204	Fr.	HS	Meridian, MS (Meridian HS)
25	Roquez Johnson	F	6-7	204	Fr.	HS	Montgomery, AL (G.W. Carver HS)
30	Wendell Lewis	C	6-9	260	Jr.	2L	Selma, AL (Selma HS)
21	Shawn Long	F	6-10	249	Fr.	HS	Morgan City, LA (Morgan City HS)
20	Taylor Luczak	F	6-8	195	Sr.	3L	Glens Falls, NY (Glens Falls HS)
23	Arnett Moultrie	F	6-11	249	Jr.	TR	Memphis, TN (UTEP)
12	Charles Parker	G	5-10	168	Jr.	2L	McKinney, TX (McKinney North HS)
15	Baxter Price	G	5-10	159	Jr.	2L	Brandon, MS (Northwest Rankin HS)
1	Renardo Sidney	F	6-10	285	Jr.	1L	Jackson, MS (Fairfax [CA] HS)
33	DeVille Smith	G	5-11	165	Fr.	HS	Jackson, MS (Callaway HS)
10	Shaun Smith	G	6-6	203	So.	1L	Brooksville, MS (Noxubee County HS)
0	Jalen Steele	G	6-3	194	So.	1L	Knoxville, TN (Fulton HS)
13	Kristers Zeidaks	F	6-8	230	So.	TR	Riga, Latvia

HEAD COACH: Rick Stansbury (Campbellsville, 1982; 13th year)
ASSISTANTS: Phil Cunningham (Campbellsville, 1990; 11th year)
 Marcus Grant (Mississippi State, 1995; 7th year)
 George Brooks (Mississippi State, 1996; 1st year)
OPERATIONS: Talvis Franklin (MSU, 2007; 4th year)


PRONUNCIATION GUIDE

Wendell Lewis: WIN-dell
Taylor Luczak: LOU-sack
Arnett Moultrie: MOLE-tree
Kristers Zeidaks: ZEE-dacks
Jalen Steele: JAY-len
DeVille Smith: DA-ville

100 Years Of Bulldog Basketball

2011-12 TV/RADIO ROSTER

100 Years Of Bulldog Basketball




Dee Bost
G • 6-2 • 176 • Sr.
Concord, NC



Brian Bryant
G • 6-3 • 168 • Sr.
Albany, GA




Reed Clayton
G • 5-9 • 146 • So.
Tupelo, MS




Tyson Cunningham
G • 6-3 • 191 • So.
Columbus, MS




Rodney Hood
G • 6-8 • 204 • Fr.
Meridian, MS



Roquez Johnson
F • 6-7 • 204 • Fr.
Montgomery, AL




Wendell Lewis
C • 6-9 • 260 • Jr.
Selma, AL



Shawn Long
F • 6-10 • 249 • Fr.
Morgan Clty, LA



Taylor Luczak
F • 6-8 • 195 • Sr.
Glens Falls, NY



Arnett Moultrie
F • 6-11 • 249 • Jr.
Memphis, TN



Charles Parker
G • 5-10 • 168 • Jr.
McKinney, TX




Baxter Price
G • 5-10 • 159 • Jr.
Brandon, MS



Renardo Sidney
F • 6-10 • 285 • Jr.
Jackson, MS



DeVil Smith
G • 5-11 • 165 • Fr.
Jackson, MS



Shaun Smith
G • 6-6 • 203 • So.
Brooksville, MS



Jalen Steele
G • 6-3 • 194 • So.
Knoxville, TN



Kristers Zeidaks
F • 6-8 • 230 • So.
Riga, Latvia



Rick Stansbury
14th Season
272-154 in 13 years

2011-12 MSU ROSTER BREAKDOWN



Sitting (L-R): Jalen Steele, Baxter Price, DeVille Smith, Brian Bryant, Dee Bost, Charles Parker, Tyson Cunningham, Reed Clayton
Standing (L-R): Rodney Hood, Roquez Johnson, Taylor Luczak, Shawn Long, Arnett Moultrie, Renardo Sidney, Wendell Lewis, Kristers Zeidaks, Shaun Smith

AN INSIDE LOOK AT THIS YEAR'S BULLDOGS

Squad Breakdown By Class

Seniors (3):

Dee Bost, Brian Bryant,
Taylor Luczak

Juniors (5)

Wendell Lewis, Arnett Moultrie
Charles Parker, Baxter Price,
Renardo Sidney

Sophomores (4)

Reed Clayton, Shaun Smith,
Tyson Cunningham, Jalen Steele
Kristers Zeidaks

Freshman (4)

Rodney Hood, Roquez Johnson,
Shawn Long, DeVille Smith

Player Birthdays

Tyson Cunningham (Jan. 3, 1991)
Shawn Long (Jan. 29, 1993)
Kristers Zeidaks (April 24, 1990)
Jalen Steele (May 2, 1992)
Brian Bryant (June 5, 1990)
Charles Parker (June 30, 1990)
Deville Smith (Sept. 17, 1991)
Wendell Lewis (Sept. 21, 1989)
Roquez Johnson (Oct. 10, 1992)
Dee Bost (Oct. 12, 1989)
Taylor Luczak (Oct. 15, 1988)
Rodney Hood (Oct. 20, 1992)
Reed Clayton (Oct. 24, 1991)
Baxter Price (Nov. 4, 1990)

Arnett Moultrie (Nov. 18, 1990)
Shaun Smith (Nov. 19, 1990)
Renardo Sidney (Dec. 6, 1989)

Coaching Staff Birthdays

Rick Stansbury (Dec. 23, 1959)
Phil Cunningham (Oct. 17, 1966)
Marcus Grant (Nov. 21, 1973)
George Brooks (Jan. 20, 1973)
Talvis Franklin (Jan. 3, 1974)

Squad Breakdown By State

Mississippi (7)

Reed Clayton, Tyson Cunningham, Rodney
Hood, Baxter Price,
Renardo Sidney, DeVille Smith
Shaun Smith

Tennessee (2)

Arnett Moultrie, Jalen Steele

Alabama (2)

Wendell Lewis, Roquez Johnson

Georgia (1)

Brian Bryant

Louisiana (1)

Shawn Long

North Carolina (1)

Dee Bost

New York (1)

Taylor Luczak

Texas (1)

Charles Parker

Player From Another Country

Kristers Zeidaks, Latvia

Bulldog Player Facts

The Tallest Bulldog Player ...

Arnett Moultrie (6-11)

The Shortest Bulldog Player ...

Reed Clayton (5-9)

The Heaviest Bulldog Player ...

Renardo Sidney (285)

The Lightest Bulldog Player ...

Reed Clayton (146)

The Oldest Bulldog Player ...

Taylor Luczak (Oct. 15, 1988)

The Youngest Bulldog Player ...

Shawn Long (Jan. 29, 1993)

2011-12 MSU PREVIEW

CHAMPIONSHIP MENTALITY AT MISSISSIPPI STATE

Call it unfamiliar territory for Mississippi State, as this past season the Bulldogs failed to garner a post-season bid for the first time in five years, despite a 17-14 ledger and Top 5 finish in the SEC standings.

That adversity, however, didn't lead to panic. Instead, what evolved was a renewed spirit within the Mississippi State program to return to the championship level it's become accustomed to under the guidance of 14th-year coach Rick Stansbury.

Immediately following last year's 17-14 campaign, the coaching staff hit the recruiting trails determined to get the program back on track. Those efforts produced a Top 25 recruiting class, one that got a jumpstart on the season with a five-game exhibition swing in Europe back in August.

The 11-day trip, which featured five victories, provided the perfect opportunity for the newcomers and veterans to develop the desired chemistry, both on and off the court.

"It was a great opportunity for us to come together as a team," Stansbury said. "It was certainly a starting point."

The finish line, of course, is the NCAA Tournament, and to get back to that level of play, the Bulldogs will rely heavily on All-SEC guard Dee Bost, who enters final season just 65 assists shy of breaking the school record. In SEC play, Bost, who was suspended for the first 14 games, led the league in assists, dishing out 95. That total was 29 more than Vanderbilt's Brad Tinsley, who was second with 66.

The senior from Concord, N.C., has shown during his illustrious career that not only can he find the open shooter, but that he can shoot the basketball too, as last year he became the 33rd player in school history to score 1,000 points for a career.

But when he's not looking to score, there are certainly ample players he can get the basketball to, starting in the backcourt with true freshman Rodney Hood and senior Brian Bryant.

Hood, a two-time Mississippi Gatorade Player of the Year, brings a championship pedigree to MSU. As a junior and senior, he guided Meridian High School to the Class 6A title game, winning the crown in 2011. The 6-foot-8 guard has showcased his versatility by playing four different positions on the floor, including the four spot. And if there is a common denominator, it's that he can score from all positions.

"He has such a high basketball IQ," Stansbury said. "He's a very grounded person, and he comes from an outstanding family. He's a



When playing at his best, junior forward Renardo Sidney has proven to be one of the top players in the country. The former McDonald's All-American averaged 14.2 points and 7.6 rebounds and recorded four double-doubles last year for the Bulldogs.

special player."

Joining Bost and Hood on the perimeter is one player that's improved more than any other — Brian Bryant a junior college transfer now in his second year.

While he does possess the ability to shoot the basketball from long range, he's built a reputation as a player that can drive to the basket, as well as defend on the other end.

"Everyone will see this year what we all saw from him in junior college," Stansbury said. "Getting to the basket and creating space is what we need from him."

Depth also appears to be a positive factor in the backcourt, with the return of Jalen Steele and Shaun Smith, along with newcomer DeVille Smith.

Steele was enjoying a solid campaign before it abruptly came to an end at home against LSU with a torn ACL in his left knee. Prior to the injury, he worked his way into the starting lineup, a feat that proved to be deserving when he scored 17 points at Kentucky.

Shaun Smith, who found himself constantly battling injuries throughout the year, improved

with each game and saw his playing time increase throughout the season.

And while he's only a freshman, DeVille Smith is expected to make an immediate impact off the bench and see starter-like minutes. Quick with the basketball in his hands, his play at the point will allow for Bost to move to the two spot.

"He'll be that spark off the bench," Stansbury said.

THE FRONTCOURT

While there's no questioning the validity of the backcourt, it's the frontcourt prognosticators say will be the key for this team. And it all starts with heralded forwards Renardo Sidney, back for his second year, and UTEP transfer Arnett Moultrie.

As a first-year player in 2010-11, Sidney showcased flashes of greatness, averaging 14.2 points and 7.6 rebounds. More will be expected this year. Then there's Moultrie, who dominated in Europe and led the Bulldogs in scoring (16.8) and rebounding (11.2).

And like the backcourt, there's depth in the frontcourt, starting with Wendell Lewis and continuing with incoming freshmen Roquez Johnson and Shawn Long.

While Bryant enters the 2011-12 season as the most improved guard, Lewis holds that title as a forward.

Playing with more confidence and determination, he could prove to be the X-Factor for this team. With his improved strength, he'll be a force to be reckoned with during the rigors of SEC play.

The same can be said for Long and Johnson, whose playing time will be determined by improvement with each passing game.

"We have a lot to prove," Bost said. "We feel we have the type of team that can go a long way."

GETTING THE SWAGGER BACK

The key will be two components that are Stansbury staples when MSU has success — defending and rebounding.

Last year, the Bulldogs were last in points allowed (70.2), seventh in defending the shot (.417) and ninth in rebounding (36.1), while their rebounding margin was also ninth (-0.7).

"We just didn't have that toughness night in, night out you have to have to compete," Stansbury said. "And to compete in the SEC, you have to be able to defend and rebound. If you can't do that, it's going to be hard to win."

MEET THE SENIORS



3 Dee Bost

SR • Guard
6-2 • 176
Concord, NC
Concord High School

2010-11 • Junior

- Named team captain and sat out the NCAA-mandated first 14 games.
- Tabbed second-team All-SEC by league coaches and honorable-mention by the Associated Press.
- Second on team with 15.3 scoring clip and first with 106 assists.
- Posted two double-doubles (14 points & 10 assists at Tennessee; 16 points & 11 assists vs. Vanderbilt in SECT) to give him four for his career. The 11 assists tied his career high.
- 65 assists shy of breaking the school record of 514 currently held by Derrick Zimmerman.
- Scored season-high 25 points at Ole Miss.
- In SEC games only, led the league with 106 assists (5.9).
- Became the 33rd player in school history to score 1,000-career points and currently ranks 28th with 1,120 points.
- Scored in double-digits 12 times and totaled 20-plus points four times.
- Has made an assist in 74-straight games and in 88 of the 89 games he's played.
- Has started all 89 games he's appeared in.

2009-10 • Sophomore

- Appeared in 36 games.
- Was third in scoring with a 13.0 clip.
- Scored a career-high 32 points against Auburn (2-13-10) on 11-of-19 shooting, including 7 made 3s.
- Led MSU and was second in the SEC with 188 assists, the sixth highest output in a single season at MSU.
- Dished out a career-high 11 assists at Houston (12-19-09).
- Was third on team with 70 made treys.
- Scored in double-digits 26 times and totaled 20 or more points seven times.
- Was one rebound shy of first double-double of the year against Auburn (2-13-10).
- Averaged 12.3 points and handed out 12 assists in the SEC Tournament.
- In the two NIT games, averaged 11.3 points and was credited with 17 assists.

2008-09 • Freshman

- Started all 36 games and named to the All-SEC Freshman team and tabbed honorable mention Freshman All-American by CollegeHoops.net.
- Named SEC freshman of the week twice.
- Collected a career-high 10 rebounds against South Carolina (3-13-09).

- Became the first true freshman to start on opening day since Jamont Gordon in 2005-06.
- Led MSU with 156 assists, the third most in the SEC and the most by any MSU freshman in school history.
- Also set freshman records with free throws made (122) and free throws attempted (170), while his 52 steals and 161 3-pointers attempted rank second.
- Had 10 assists twice, against North Alabama and Alabama, becoming the first MSU player to dish out 10 since Jamont Gordon in 2007-08 against Bama.
- Scored in double digits 20 times, including 15 of the last 23 games.
- Had first double-double against Alabama on 1-14-09 (13 points, 10 assists).
- Scored a career-high 25 points on Feb. 7 at home against Arkansas.
- Lone blocked shot came against Ole Miss.

2007-08 • Prep School

- Averaged 18.5 points, 5.5 rebounds, 4.7 assists and 3.6 steals per game as a post-graduate player to help lead Hargrave Military to a perfect 29-0 record and the 2007-08 National Prep Championship title. ... Shot 45 percent from the field, 38 percent from the three-point arc and 83 percent from the line as a co-captain for coach Kevin Keatts. ... Garnered tournament MVP honors after averaging 30 points, 4.7 rebounds, 2.0 assists and 2.0 steals during the 2008 National Prep Championships held at New York's Fordham University. ... Scored a season-high 36 points on 6-of-8 three-point shooting in Hargrave's semifinal round tournament win against Brewster Academy. ... Capped his prep career by being selected to the all-tournament team of the 2008 Charm City Challenge after scoring a team-high 17 points, along with adding four assists, two rebounds, two steals and a block, for the United States All-Stars against the Baltimore All-Stars. ... Rated No. 4 nationally among the 2007-08 post-graduate player rankings by Scout.com.

High School

- Two-sport standout at Concord (N.C.) High School, helping the Spiders become the first 3A school in North Carolina history to claim state titles in both football and basketball during the same academic year. ... Also earned the distinction of collecting game MVP honors during both the state championship football and basketball title games. ... Named the 2006-07 Male Athlete of the Year by the North Carolina High School Athletic Association (NCHSAA) and the Charlotte Observer newspaper. ... Chosen North Carolina's 2006-07 Class 3A Player of the Year by NCPreps.com and collected Cabarrus County Player of the Year honors by the Independent Tribune newspaper. ... Averaged 17 points, 6.5 rebounds and five assists per game in 2006-07 to help lead coach Andy Poplin's CHS team to the 3A state hoops crown. ... Earned MVP honors of North Carolina's 3A Western Regional in 2007. ... Tallied 27 points in his MVP effort against Kinston in the state championship game. ... Voted MVP of the 2007 North Carolina-South Carolina All-Star Basketball Game... Passed for 2,958 yards and 25 touchdowns on 64-percent accuracy to direct coach E.Z. Smith's 13-3 Spiders to the 2006 Class 3A state football title.

Personal

- Dee Bost was born October 12, 1989, in Charlotte, N.C. ... Majoring in industrial technology. ... The son of Frances Bost and Marcus Blackwelder.

While In Europe For Five Games . . .

Dee Bost averaged 9.8 points and 2.0 rebounds.

CAREER STATS FOR DEE BOST

Year	GP-GS	Min/Avg	FG-FGA	Pct	3FM-3GA	Pct	FT-FTA	Pct	Rebs	PF-D	Asst	TO	Blk	Stl	Pts/Avg
2008-09	36-36	1137/31.6	108-307	.352	54-161	.335	122-170	.718	129-3.6	81-2	156	102	1	52	392/10.9
2009-10	36-36	1255/34.9	147-367	.401	70-199	.352	104-144	.722	158-4.4	71-1	188	118	7	47	468/13.0
2010-11	17-17	602/35.4	84-216	.389	38-113	.336	54-77	.701	60-3.5	37-0	106	59	5	28	260/15.3
TOTAL	89-89	2994-33.6	339-890	.381	162-473	.342	280-391	.716	347-3.9	189-3	450	279	13	127	1,120/12.6

MEET THE SENIORS



22 Brian Bryant

SR • Guard
6-3 • 168
Albany, GA
Dougherty High School

2010-11 • Junior

- Voted team captain in October.
- Appeared in all 31 games a year ago and started nine games.
- Averaged 4.9 points and 3.2 rebounds, while shooting 44.4 percent from the floor. In the nine games he started, his averaged improved to 7.3 points and 3.9 boards.
- Scored in double-digits four times, with career-high of 22 points coming against Nicholls State.
- Highest point total in an SEC game was 9 points at home against Arkansas on Feb. 9 in Starkville.
- Had season-high 8 rebounds twice against Virginia Tech and Troy.
- Dished out career-best 6 assists against both Tennessee State in season opener and at Arkansas on March 2.
- Had multiple blocked shots in three games - Ole Miss (2-9-11, 2), Auburn (1-16-11, 2) and North Carolina A&T (12-12-10, 2), all wins.
- Had multiple steals in four games - Appalachian State (11-19-10, 2), Nicholls State (12-13-10, 2), Alabama State (12-14-10, 2) and at Hawaii (12-25-10, 2).
- In SEC Tournament against Vanderbilt, scored 6 points and grabbed four rebounds in 19 minutes of action.

2009-10 • Junior College

- As a sophomore at Northwest Florida State College, Bryant started all games en route to leading his team to a 30-5 ledger and the Panhandle Conference title.
- Averaged 20.5 points and made 269 of his 602 field-goal attempts.
- Was 48 of 141 from 3-point range and made 133 of his 212 free throws.
- Averaged 9.1 rebounds, 4.8 assists, 1.7 steals and 0.7 blocks a game.
- Scored a career-high 29 points against Chipola College (2-17-10).
- Concluded his career averaging 16.3 points, while shooting 34 percent from 3-point range and 52 percent overall from the floor.
- Voted unanimously as the Panhandle Conference Player of the Year by both the coaches and media and earned the most votes on the All-Conference team selection.
- Named first-team All-FCCAA and was a third-team NJCAA All-American.
- In the national junior college championships, led his team to a sixth-place finish.

2008-09 • Junior College

- As a freshman, Bryant appeared in 19 games.
- Shot 56.5 percent from the floor (82-145) and averaged 12.1 points.
- From 3-point range, hit 13 of his 36 attempts for a 36.1 percent accuracy

- and made 53 of his 68 free throw attempts.
- Averaged 3.6 rebounds, 3.3 assists, 1.5 steals and 0.3 blocks a game.
- Dished out a career-best 13 assists at Cape Fear Community College (11-22-08).
- Collected a career-high six steals against Atlanta Metropolitan College (11-14-08).

High School

- Led his team to two regional titles and four playoff appearances during his four-year career. ... As a senior, he averaged 29.6 points, 9.3 rebounds, 3.6 steals and 3.6 assists en route to garnering team MVP honors and being named the Albany Herald's player of the year for the second-consecutive season. ... Was chosen to play in the Georgia North-South All-Star game.

Personal

- Brian R. Bryant was born June 5, 1990, in Tifton, Ga. ... Majoring in educational psychology. ... The son of Vivian Jackson and Franklin Bryant.


While In Europe For Five Games . . .

Brian Bryant averaged 7.8 points and 4.8 rebounds.

CAREER STATS FOR BRIAN BRYANT

Year	GP-GS	Min/Avg	FG-FGA	Pct	3FM-3GA	Pct	FT-FTA	Pct	Rebs	PF-D	Asst	TO	Blk	Stl	Pts/Avg
2010-11	31-9	553/17.8	52-117	.444	6-18	.333	42-60	.700	99-3.2	46-0	59	33	12	17	152/4.9
TOTAL	31-9	553/17.8	52-117	.444	6-18	.333	42-60	.700	99-3.2	46-0	59	33	12	17	152/4.9

MEET THE JUNIORS



30 Wendell Lewis

JR • Center
6-9 • 260
Selma, AL
Selma High School

2010-11 • Sophomore

- Appeared in all 31 games for the Bulldogs and drew two starts.
- Averaged 3.7 points and 3.8 rebounds, while tying Kodi Augustus for the most blocked shots with 30. Averaged 15 minutes of playing time.
- Scored a season-best 10 points at home against Alabama (1-8-11), a total that was also a career-high.
- Hauled in a career-best 9 rebounds against St. Mary's (12-28-10) in Las Vegas. In SEC play, best rebounding effort came at Tennessee (2-26-11) with 8.
- Dished out a career-high 3 assists against Troy (11-26-10).
- Seven times had two or more blocked shots. Collected a career-best 5 vs. St. Mary's, while swatting away three at home vs. Auburn (1-16-11) and at Tennessee (2-26-11).
- Collected season- and career-high 2 steals at Tennessee.
- Scored the game-winning shot at Tennessee on a dunk with 3.4 seconds remaining as Mississippi State defeated the Vols for the first time in the regular season since 2004 and the first time in Knoxville since 1999.
- Against Vanderbilt in the SEC Tournament, scored 6 points and hauled in 6 rebounds in 19 minutes of action.

2009-10 • Freshman

- Appeared in 26 games for the Bulldogs and logged 142 minutes (5.5 average).
- Saw first action against Rider in the season opener and went 0-2 from the floor and grabbed one rebound in 4 minutes.
- Scored his first career points in Game 2 against Southeastern Louisiana.
- In his third game against Bethune-Cookman, he played 13 minutes and scored six points on 3-of-4 shooting while hauling in five rebounds.
- His most productive game came against St. Bonaventure on Dec. 5 at Humphrey Coliseum, where he totaled season highs in minutes (15), blocked shots (3) and points (7), while tying his career high with five rebounds. He also attempted four of his eight free throws on the year against the Bonnies, making three.
- His only other made free throw came at Houston on Dec. 19.
- Lewis' first SEC action came against Arkansas at home, where he grabbed two offensive rebounds in three minutes, while missing both of his field-goal attempts. In all, he saw action in eight SEC games during the regular season.
- On the year, he averaged 1.3 points, 1.3 rebounds and had five blocks while shooting 48.4 percent from the floor (15-31).
- An ankle injury sidelined him in the final two regular season games at Auburn and at home versus Tennessee, in addition to the first two SEC Tournament games against Florida and Vanderbilt.

- Lewis returned to action against Kentucky in the finals of the SEC Tournament and in two minutes missed his only field goal attempt.
- In the two NIT games against Jackson State and defending NCAA champion North Carolina at Humphrey Coliseum, Lewis played a combined six minutes (three each game). He didn't have any field goal or free throw attempts and wasn't credited with rebounds or blocks.
- In all, Lewis scored 34 points, grabbed 34 rebounds and finished with five blocked shots, while logging 10 or more minutes five times.

High School

As a senior, Lewis led his team in points, (16.5), rebounds (11.2) and blocks (3) en route to earning team MVP honors. ... Earned all-state honors and was instrumental in leading his team to a 21-11 ledger that included a berth in the Class 5A state tournament. ... Ranked by the Birmingham News as the sixth-best senior in Alabama. ... Was a McDonald's All-American nominee. ... Made the All-Tournament teams at the "Rumble on the Ridge," "Wilcox Central Christmas Classic" and the "Selma High Invitational." ... Garnered All-Regional Team honors and was a 3rd team All-State performer. ... As a junior, averaged 14.8 points, 10.9 rebounds and 3.3 blocks. ... Also was a high jumper for the track & field team. ... Coming out of high school, ESPN ranked Lewis as the 28th overall best center in the country.

Personal

Wendell Lewis was born Sept. 21, 1989, in Selma, Ala. ... Majoring in sports kinesiology. ... The son of Daine and Wendell Lewis.

While In Europe For Five Games . . .

Wendell Lewis averaged 13.4 points and 6.0 rebounds.

CAREER STATS FOR WENDELL LEWIS

Year	GP-GS	Min/Avg	FG-FGA	Pct	3FM-3GA	Pct	FT-FTA	Pct	Rebs	PF-D	Ast	TO	Blk	Stl	Pts/Avg
2009-10	26-0	142/5.5	15-31	.484	0-0	.000	4-8	.500	34-1.3	17-0	0	9	5	0	34/1.3
2010-11	31-2	466/15.0	51-89	.573	0-0	.000	13-32	.406	117-3.8	40-0	9	21	30	9	115/3.7
TOTAL	57-2	608/10.7	66-120	.550	0-0	.000	17-40	.425	151-2.6	57-0	9	30	35	9	149/2.6

MEET THE JUNIORS



23 Arnett Moultrie

JR • Forward
6-11 • 249
Memphis, TN
Raleigh Egypt High School

2010-11 • Junior

- Due to NCAA transfer rules, sat out the entire 2010-11 season after coming to Mississippi State from UTEP.

2009-10 • Sophomore

- Started all 33 games for UTEP and was fourth in scoring (9.8), first in rebounds (6.7) and tops with 70 blocks and 27 steals.
- Scored in double-digits 18 times and led his team in rebounding on 10 occasions.
- Scored a career-high 23 points vs. Arkansas State (11-21-09) on 10-of-15 shooting and had a season-best 13 rebounds at Houston (1-13-10).
- Had three blocks four times and four steals twice.
- Became one of only 31 players in school history to compile nine or more double-doubles in a career, and one of only 17 to achieve the feat since 1975. Had three as a sophomore.
- Averaged 12.0 points with a .651 field-goal percentage in the C-USA Tournament to earn a spot on the all-tournament team.
- In the NCAA Tournament against Butler in the opening round, he totaled three points and four rebounds in 20 minutes.
- The Miners were 15-0 when he hit 50 percent of his shots from the floor.

2008-09 • Freshman

- Member of the C-USA All-Freshman team after averaging 8.8 points and 8.2 rebounds in 26.8 minutes per outing to go along with his 35 blocks.
- Set a freshman school record with six double-doubles.
- Led C-USA freshmen in rebounding and was fifth overall and 72nd nationally. His 302 rebounds were a UTEP freshman mark.
- Scored a season-high 19 points twice, Oregon St. (4-3-09) & Houston (1-14-09).
- Grabbed a season-high 18 rebounds at Houston.
- Scored in double figures 15 times and had double-figure rebounds in 12 games.
- Played a season-high 43 minutes against Houston in the C-USA Tournament.
- Averaged 13.2 points and 8.7 rebounds in the College Basketball Invitational as UTEP advanced to the best-of-three finals against Oregon State.
- Member of the USA U19 team that won the gold medal at the FIBA World Championship in Auckland, New Zealand, in the summer of 2009.

High School

- All-District and All-Regional Team MVP as a junior and senior ... averaged 15 points, eight rebounds, four assists, four blocks and two steals as a senior with a .730 field goal percentage and .780 free throw percentage while playing at Raleigh Egypt High School ... averaged 15.0 ppg, 8.0 rpg, 4.0 apg, 2.0 bpg and 2.0 spg his junior year while connecting on 70 percent of his field goal tries and 80 percent of his charity shots at Trezvant High, where he played for three seasons ... earned All-Metro honors his junior season ... nominated for the McDonald's All-America Team ... his top single-game totals at the high school level were 30 points, nine rebounds and five assists ... coached by Jimmy Adams at Raleigh Egypt High.

Personal

- Arnette Nathaniel Moultrie was born Nov. 18, 1990, in Queens, NY. ... Majoring in philosophy. ... Son of Rebecca Chandler.

While In Europe For Five Games . . .

Arnett Moultrie led MSU in scoring (16.8) and rebounding (11.2), while totaling four double-doubles.

CAREER STATS FOR ARNETT MOULTRIE

Year	GP-GS	Min/Avg	FG-FGA	Pct	3FM-3GA	Pct	FT-FTA	Pct	Rebs	PF-D	Ast	TO	Blk	Stl	Pts/Avg
2008-09	37-34	992/26.8	130-259	.502	11-39	.282	54-101	.535	302-8.2	98-3	24	63	35	31	325/8.8
2009-10	33-33	955/28.9	131-276	.475	9-40	.225	54-83	.651	220-6.7	72-1	41	70	27	45	325/9.8
TOTAL	70-67	1947/27.8	261/535	.488	20-79	.253	108-184	.587	522-7.5	170-4	65	133	62	76	650/9.3

MEET THE JUNIORS



1 Renardo Sidney

JR • Forward
6-10 • 285
Jackson, MS
Fairfax (CA) High School

2010-11 • *Sophomore*

- After sitting out the first nine games due to an NCAA-mandated suspension, Sidney appeared in 19 games and started 18.
- Was third on the team with a 14.2 scoring clip and first in rebounding with his 7.6 boards.
- First career game was against Virginia Tech in the Bahamas at the Battle of Atlantis. He finished with 12 points on 6-of-11 shooting and had 3 rebounds.
- Scored in double-digits 15 times and eclipsed the 20-point mark on 4 occasions — all in SEC play.
- Scored a career-high 24 points twice, first at Ole Miss (1-13-11) on 9-of-12 shooting and then again at home against LSU (2-23-11) on 9-of-15 shooting.
- On the year, shot 51.7 percent from the floor (105-203) and was 7-24 from 3-point range.
- Had five games with 10-plus rebounds. Best rebounding effort at Auburn (2-12-11) with 13.
- Finished with four double-doubles — at LSU (16 points, 11 rebounds; 2-5-11), vs. Arkansas (12 points, 10 rebounds; 2-9-11), vs. Ole Miss (22 points, 12 rebounds; 2-19-11) and vs. South Carolina (13 points, 12 rebounds; 3-5-11).
- In SEC Tournament against Vanderbilt, scored 22 points and grabbed 7 rebounds.

2009-10 • *Freshman*

- Lost his entire freshman year of eligibility due to an NCAA suspension, but has three years of eligibility remaining.

High School

The McDonald's All-American was 1st-team All-City (LA) and All-State selection as a junior and senior. ... Was a USA Junior National Select Team member and Naismith HS Player of the Year finalist. ... Listed as the fifth-best player in the country by Scout.com and the seventh best by ESPN, while coming in at No. 16 by Rivals.com. ... As a senior, he averaged 26.5 points, 13.5 rebounds and 1.2 blocked shots in leading his team to a 27-5 ledger. ... He was Redondo Tournament MVP, Les Schwab (OR) Invitational MVP and Jordan Brand Classic MVP and made All-Tournament team at Iolani National Classic in Hawaii. ... Scored 20 or more points 19 times and 30-plus points seven times. ... Had 10 or more rebounds 21 times. ... Season high in scoring was 39 against LACES (1-14-09), while his best rebounding performance was 22 against Westchester (2-6-09). Averaged 24 points, 13.3 rebounds and 1.5 blocks as junior. ... Tabbed fourth-team Parade All-American and Cal-HiSports.com named him top junior in California after winning MVP honors at Amare Stoudemire Invitational. ... Totaled

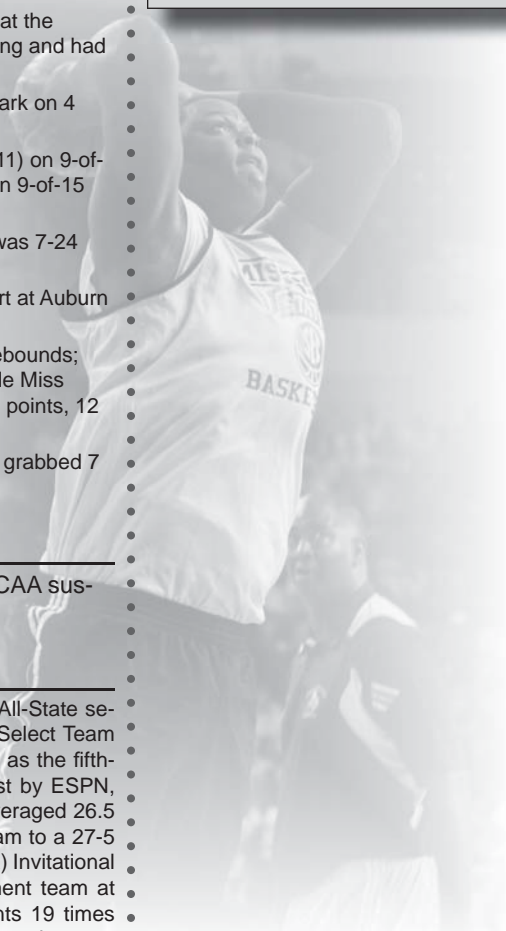
- 20-plus points 22 times and had seven 30-plus games. ... Grabbed 10-plus rebounds 26 times. ... Scored season-high 36 points against Westchester (1-18-08), while best rebounding effort of 21 was against Reseda (11-27-07). ... Sophomore year at Arestia High School, he led his team to the State Division 3 championship. ... Averaged 18.6 points, 9 rebounds and 2.7 blocks and earned All-State honors. ... Scored 20-plus points 12 times and reached 30 once, Simi Valley (2-20-07). ... His season best in rebounding was 16 on two occasions, Cerritos (1-8-07) and La Canada (3-17-07).

Personal

- Renardo Sidney Jr. was born Dec. 6, 1989, in Jackson, MS. ... Majoring in physical education. ... The son of Patricia and Renardo Sidney.

Did You Know . . .

Renardo Sidney is the first McDonald's All-American to play for the Bulldogs since Mario Austin (2001-03).



CAREER STATS FOR RENARDO SIDNEY

Year	GP-GS	Min/Avg	FG-FGA	Pct	3FM-3GA	Pct	FT-FTA	Pct	Rebs	PF-D	Ast	TO	Blk	Stl	Pts/Avg
2010-11	19-18	478/25.2	105-203	.517	7-24	.292	52-74	.703	144-7.6	59-4	14	48	16	13	269/14.2
TOTAL	19-18	478/25.2	105-203	.517	7-24	.292	52-74	.703	144-7.6	59-4	14	48	16	13	269/14.2

MEET THE SOPHOMORES



10 Shaun Smith

SO • Guard
6-6 • 203
Brooksville, MS
Noxubee County HS

Personal

Shaun Smith was born Nov. 19, 1990, in Columbus, MS. ... Majoring in physical education. ... The son of Lucy Smith and Tommie Henley.

While In Europe For Five Games . . .

Shaun Smith averaged 3.0 points and 0.8 rebounds.

2010-11 • Freshman

- Appeared in 24 games for Mississippi State and earned two starts.
- The two starts came against Alabama State on 12-14-10 and Arkansas on 2-9-11.
- Scored first-career points on a 3-pointer against Tennessee State in the season opener.
- Career-high of 6 points came against North Carolina A&T on 12-12-10.
- Career-high of 6 rebounds also came against North Carolina A&T.
- Logged a season-best 25 minutes against Alabama State on 12-14-10, where he dished out 3 assists, scored 4 points and grabbed 3 rebounds in first start as a Bulldog.
- Lone steal of the season came on Christmas Day against Hawaii in the Diamondhead Classic.
- In the SEC Tournament against Vanderbilt, he played 5 minutes and wasn't credited with any points or rebounds.
- On the year, averaged 1.0 points, 0.2 assists and 0.7 rebounds.

2009-10 • Redshirted

- Redshirted his first year on campus and has four years of eligibility remaining.

High School

A first-team All-State and All-District selection as a senior. ... Played in the Mississippi-Alabama All-Star Classic. ... Was a member of the Clarion-Ledger's Dandy Dozen team as junior and senior and was a two-time member of the Columbus Dispatch All-Area team. ... Was tabbed team MVP after averaging 24.4 points, 8.3 rebounds and 1.2 assists. ... Scored 20-plus points 17 times, 30 or more points five times and 40-plus points three times. ... Also recorded eight double-doubles. ... Scored a career-high 43 points twice, against Kemper County and Starkville. ... Had a season-high 15 rebounds against Forest Hill and twice dished out five assists - East Oktibbeha and Kosciusko. ... As a junior, selected to the North/South All-Star game and invited to LeBron James & Paul Pierce Skills Camps. ... First-team All-District and second-team All-State selection. ... Averaged 25.1 points, 5.8 rebounds and 2.2 steals en route to being named team MVP. ... Scored in double-digits every game and had four double-doubles. ... Scored 20-plus points 23 times, and eclipsed the 30-point total eight times, while reaching 40 twice. ... Scored season-high 41 points twice against Lanier and New Hope. ... Twice hauled in 14 rebounds, against Northwest Rankin and Columbus. ... Dished out a season-high six assists against Northwest Rankin, while his best steals mark was four against Neshoba Central. ... Averaged 19 points as a sophomore and claimed first-team All-District honors.

CAREER STATS FOR SHAUN SMITH

Year	GP-GS	Min/Avg	FG-FGA	Pct	3FM-3GA	Pct	FT-FTA	Pct	Rebs	PF-D	Ast	TO	Blk	Stl	Pts/Avg
2010-11	24-2	142/5.9	8-34	.235	5-18	.278	3-6	.500	17-0.7	12-0	5	12	0	1	24/1.0
TOTAL	24-2	142/5.9	8-34	.235	5-18	.278	3-6	.500	17-0.7	12-0	5	12	0	1	24/1.0

MEET THE SOPHOMORES



0 Jalen Steele

SO • Guard
6-3 • 190
Knoxville, TN
Fulton High School

Personal

Jalen Termaine Steele was born May 2, 1992, in Knoxville, Tenn. ... Major undecided. ... The son of Milton Steele and Terrara Kimber.

While In Europe For Five Games . . .

Jalen Steele averaged 5.8 points and 3.4 rebounds.

2010-11 • Freshman

- Appeared in 27 games for the Bulldogs and earned his way into the starting lineup for six games.
- His season was cut short, however, when he tore the ACL in his left knee against LSU on 2-23-11. Had he not been injured, his next game would have been in his hometown of Knoxville, Tenn., against Tennessee.
- The first points of his young career came against Tennessee State in the opener, where he scored 8 points on 2-of-6 shooting, with both his field goals coming beyond the arc. He was also 2-2 at the charity stripe.
- Scored in double-digits four times, the first against Florida Atlantic on 11-30-10 with 10 points.
- Scored career-best 17 points at Kentucky on 6-of-9 shooting, with five of his made 3-pointers.
- Had season-best 4 rebounds twice. The first was against North Carolina A&T on 12-12-10 and the second was home versus Ole Miss on 2-19-11.
- Dished out a season-best 3 assists at against LSU before going down with the knee injury.
- His 82 attempted 3-pointers were the sixth most by a freshman in MSU history, while his 27 made treys ranked tied for 7th.
- Finished the year averaging 5.7 points, 1.5 rebounds, 0.9 assists and 0.4 steals.

High School

As a senior, Steele averaged 24.1 points, 6.4 rebounds, 2 assists and 2 steals and became the first player in school history to reach 2,000 points for a career. ... He scored 30-plus points seven times, including a career-high of 46 in the Region 2AA playoffs this past spring en route to earning the Knoxville News' player of the year honors for the second time. ... Made 41 of his attempted 122 3-pointers. ... Shot 55 percent from the floor overall and was 86 percent from the foul line. ... As a junior, Steele started all 36 games and averaged 20.9 points, 5.4 rebounds, while dishing out 43 assists and collecting 39 steals. ... Beyond the arc, he was 84 of 219 and 200 of 231 from the charity stripe en route to earning All District 3-AA honors and being named the District 3-AA player of the year, Region 2-AA Tournament MVP and State Tournament MVP. ... Also led his team to the state championship. ... Steele was named the 2008 PrepExtra Sophomore of the Year after averaging 16.1 points and 3.8 rebounds, in addition to recording 47 steals and 39 assists. ... Was named the District 3-AA Player of the Year and Tournament MVP, along with being named the Region 2-AA Tournament MVP and making the Class AA All-State Tournament team. ... As a freshman, he averaged 11.9 points and 4.9 rebounds.

CAREER STATS FOR JALEN STEELE

Year	GP-GS	Min/Avg	FG-FGA	Pct	3FM-3GA	Pct	FT-FTA	Pct	Rebs	PF-D	Asst	TQ	Blk	Stl	Pts/Avg
2010-11	27-6	485/18.0	49-137	.358	27-82	.329	29-39	.744	40-1.5	22-0	25	24	0	10	154/5.7
TOTAL	27-6	485/18.0	49-137	.358	27-82	.329	29-39	.744	40-1.5	22-0	25	24	0	10	154/5.7

MEET THE NEWCOMERS



4 Rodney Hood

**FR • Guard
6-8 • 204
Meridian, MS
Meridian High School**

Rodney Hood comes to Mississippi State following an outstanding career at Meridian, where he led the Wildcats to back-to-back championship games and winning the title as a senior.

Considered one top players in the country, Hood was the Mississippi Gatorade Player of the Year as both a junior and senior.

High School


Guided Meridian to the Class 6A championship and a 29-2 record as a senior. ... In the title game against Vicksburg, Hood scored 24 points en route to the 62-47 victory. ... In the semifinals, he scored 27 points as Meridian defeated Starkville, 72-43. ... Was named the Clarion Ledger's player of the year and was a member of the Dandy Dozen team. ... Averaged 24.0 points and 8.0 rebounds on the year. ... Played in the Mississippi/Alabama All-Star Game, along with fellow teammate DeVille Smith, and finished 18 points, 3 steals and 6 rebounds. ... Listed as a 5-star recruit by all recruiting services. ... Was ranked No. 16 by Rivals nationally, No. 30 in the ESPNU Top 100 list and No. 49 by Scout. ... As a junior, named Mississippi's player of the year after averaging 22.1 points and 6.2 rebounds and 4.4 assists. ... Led his team to the Class 6A championship game. ... AAU teammate with fellow signee DeVille Smith (MBA Hoops).

Personal

Rodney Hood was born Oct. 20, 1992, in Meridian, Miss. ... Majoring in kinesiology. ... The son of Ricky and Vicky Hood. ... Ricky played at Mississippi State 1978-1980,

While In Europe For Five Games . . .

Rodney Hood averaged 11.0 points and 2.8 rebounds.



25 Roquez Johnson

**FR • Guard
6-7 • 210
Montgomery, AL
G.W. Carver High School**

Roquez Johnson signed with Mississippi State back in the spring following a stellar career at G.W. Carver in high school. He led the Wolverines to the Class 6A semifinals as a senior after his team made it to the championship the previous year in Class 5A.

He also participated in the Mississippi/Alabama All-Star game, where faced present MSU teammates DeVille Smith and Rodney Hood.

High School

As a senior, led G.W. Carver High School to the 33-2 record and a No. 1 ranking, but lost in the Class 6A semifinals to Hillcrest where he scored 13 points. ... On the year, he led his team in rebounding with a 13.2 clip, while his 16.0 scoring average was third-highest. ... He also averaged 5.1 assists, 4.0 blocks and 3.1 steals. .. Played in the Mississippi/Alabama All-Star Game against fellow signees DeVille Smith and Rodney Hood, where he scored 9 points to go along with his 5 rebounds and 4 blocks. ... As a junior, his team advanced to the Class 5A finals, where it lost to Lee-Huntsville, 62-48. ... In the championship game, led his team with 17 points and rebounds and was named to the All-Tournament team. ... Played AAU basketball for the Alabama Challenge.

Personal

Roquez Jemel Johnson was born on Oct. 10, 1992 in Montgomery, Ala. ... Majoring in architecture ... The son of Robert and Rose Johnson. ... Roquez' older brother, Robert, played for current MSU assistant George Brooks when he was the head coach at Meridian Community College.

While In Europe For Five Games . . .

Roquez Johnson averaged 6.4 points and 3.0 rebounds.

MEET THE NEWCOMERS



21 Shawn Long

FR • Guard

6-10 • 225

Morgan City, LA
Morgan City High School

Personal

Shawn Long was born Jan. 29, 1993, in Morgan City, La. ... Majoring in kinesiology. ... The son of Carolyn Long.

While In Europe For Five Games . . .


Shawn Long averaged 3.4 points and 2.8 rebounds.

Shawn Long comes to Mississippi State after signing with the Bulldogs back in the spring. During his final two years at Morgan City High School, he averaged a double-double.

A district MVP selection, long is a versatile player that has shown the propensity of stepping out and draining the 3.

High School

As a senior, averaged 21.4 points, 15.2 rebounds and 9.1 blocks as his team posted a 26-5 ledger. ... Was named first-team All-District in 8-4A and was district MVP and Defensive MVP. ... In the playoffs, led his team to the regional finals and lost to Huntington, 56-53. ... As a junior, Morgan City went 18-13 and lost to Salmen in the first round of the playoffs. ... Earned first-team All-District 8-4A honors and averaged 21.4 points, 15 rebounds and 6.0 blocked shots. ... As a sophomore and freshman, saw very little action due to injuries.



33 DeVille Smith

FR • Guard

5-11 • 160

Jackson, MS
Callaway High School

Personal

Marquavius DeVille Smith was born Sept. 17, 1991, in Jackson, Miss. ... Major is undecided ... The son of Tunja Smith.

While In Europe For Five Games . . .

DeVilLe SMith averaged 15.4 points and 2.0 rebounds.

DeVilLe Smith signed with Mississippi State in November of 2010 and brings a level of speed and quickness that will make an immediate impact.

He also brings a championship mentality, as he led Callaway to Class 5A titles.

High School

As a senior, he averaged 22.2 points, 4.4 rebounds, 4.0 assists and 2.9 steals an outing. ... Was a member of the Clarion Ledger's Dandy Dozen team. ... Played in the Mississippi/Alabama All-Star game, where in 37 minutes scored 15 points and hauled in 3 rebounds as Mississippi won, 85-74. ... A 4-star recruit, he ranked as the 14th best point guard in the country by ESPN as a senior. ... As junior, he averaged 23.1 points, 3.9 steals, 3.6 assists and 3.5 rebounds in leading Callaway to a second-consecutive Class 5A crown. ... He hit the game-winning shot against Provine at the buzzer to win the tile, while scoring a career-high 48 points against New Hope in the North 5A finals. ... As a sophomore, he earned second-team All-State honors. ... In AAU action was a teammate with Rodney Hood on the MBA Hoops team.

MEET THE NEWCOMERS



13 Kristers Zeidaks

FR • Forward
6-8 • 230
Riga, Latvia
Riga Center Language School

Kristers Zeidaks signed with Mississippi State back in July but issues regarding his eligibility have not yet been resolved by the NCAA.

High School

Attended the University of Latvia, but the school didn't have a basketball team. ... Was discovered by the MSU coaching staff at a basketball camp in the Canary Islands. ... He was on club teams for the Barons, Ridzene and Ridzene 92, all in Latvia. ... He also competed in the U20 European Championships and was a member of the U16, U18 and U20 national teams. ... In six games during the 2010 U20 European Championships, he averaged 13.7 points and 6.2 rebounds while shooting 47.1 percent from the floor. ... He also collected six steals. ... His best outing was against Greece, where he totaled 10 points. ... He scored in double-digits in four of the six games. ... In the 2009 European Championships, he played in eight games and averaged 10.1 points and 5.9 rebounds. ... His best outing was against Serbia, where he scored 17 points and grabbed 7 rebounds. ... In the 2008 U18 European Championships, he averaged 13.8 points and 6.9 rebounds in eight games. ... Against France, he scored 24 points, while turning in a double-double against Spain with 13 points and 11 boards. ... In 2007, he

• was a member of the U18 Division A team, and averaged 2.5 points and 3 rebounds. ... In 2006, he was a member of the U16 Division A team and averaged 10.1 points and 5.6 rebounds.

Personal

• Kristers Zeidaks was born April 24, 1990, in Riga, Latvia. ... Majoring in business ... The son of Aigars and Inga Zeidaks. ... Aigars played professionally in Latvia.

Did You Know . . .

Kristers Zeidaks speaks three languages — Russian, English and Latvian.

Maroon Madness

On Oct. 14, Mississippi State officially ushered in the 2011-12 campaign with the debut of Maroon Madness. Below are some pictures that captured the evening.



Arnett Moultrie (L) and Rodney Hood (R) make their way through the crowd during introductions.



Renardo Sidney goes up for a dunk during warmups.



Deville Smith brings the basketball up the court in transition.



MEET THE WALK-ONS



11 Reed Clayton

SO • Guard
5-9 • 146
Tupelo, MS
Tupelo High School

Reed Clayton is in his first year as a walk-on at Mississippi State and comes to MSU after being named Team MVP as a senior at Tupelo High School.


High School

As a senior, started all games and averaged 5 points, 8 assists and 3 rebounds as the Golden Wave posted a 19-9 record after loxsing to Columbus 62-59 in the first round of the playoffs. ... Recorded double-double against Liberty Tech in the Hotbed Classic with 13 points and 11 assists. ... Tupelo defeated two different teams ranked No. 1 in the state. ... Invited to play in the NEMCAB All-Star game. ... As a junior, averaged 5 points and 6 assists while shooting 43 percent from 3-point range as Tupelo went 21-7. ... Had season highs in points (12), assists (8) and rebounds (7) against New Albany. ... Tupelo's season ended with a 50-48 setback to South Panola in the first round of the playoffs.

Personal

Reed Burgess Clayton was born Oct. 24, 1993, in Tupelo, MS ... Majoring in business ... The son of Lori and Drew Clayton.

Did You Know . . .
Reed Clayton has attended 8-straight SEC tournaments with his grandfather.



24 Tyson Cunningham

SO • Guard
6-3 • 191
Columbus
Columbus School

Tyson Cunningham is in his first season at Mississippi State as a walk-on after spending his freshman year practicing against the Lady Bulldogs in practice.

High School

As a senior, Columbus posted a 17-7 record. ... He averaged 11.2 points and 6.0 rebounds an outing and started every game. ... On the year he also dished out 25 assists and collected 25 steals. ... Season ended with a loss to Starkville in the playoffs. ... As a junior, the Falcons were 18-10. ... He averaged 4.3 points and 3.2 rebounds. ... Credited with 8 assists and 16 steals. ... Scored a career-high 28 points against Aberdeen.

Personal

Spencer Tyson Cunningham was born Jan. 3, 1991, in Columbus, Miss. ... Majoring in music ... The son of Stephanie Gardner and Ellis T. Cunningham.

Did You Know . . .
Tyson Cunningham is a musician who plays the drums, guitar and keyboard.

MEET THE WALK-ONS



20 Taylor Luczak

SR • Forward
6-8 • 195
Glens Falls, NY
Glens Falls High School

2010-11 (Junior)

- Voted team co-captain for his senior season.
- Appeared in six games for the Bulldogs and logged five minutes.
- Didn't score or record any rebounds.
- Saw action in two SEC games — Auburn and at Arkansas.

2009-10 (Sophomore)

- Saw action in 13 games for a total of 19 minutes.
- Scored four points and grabbed three rebounds.
- Made first-career 3-pointer against SE Louisiana.
- Scored one point against JSU in NIT.

2008-09 (Freshman)

- Saw action in 10 games and logged 13 minutes.
- Scored two points against both South Alabama and Louisiana-Monroe.

- Totaled three rebounds, including one against LSU in SEC Tournament.
- Played against Washington in NCAA Tournament.

High School

- Two-year letterman in basketball and track and field Averaged 11.3 points, 7.6 rebounds and 3.1 blocks as a senior starter to help lead coach Tony Hammel's 25-2 Indians to a runner-up finish at the 2007 New York State Public High School Athletic Association Class A State Boys Tournament after claiming the league, sectional and regional championships. ... Capped high school career by earning the NYSPHSAA Sportsmanship Award. ... Earned second-team all-area honors from The Post-Star and was a Foothills Council second-team selection as a senior. ... Competed in basketball at the 2006 Empire State Games. ... Averaged 7.3 points per game as a junior after transferring from Queensbury (N.Y.) Senior High School. ... Placed third in the pentathlon at the 2007 Section 2 Class BB Sectionals with a personal-best total of 2,636 points. ... Earned 2006-07 Foothills Council First Team plaudits in the pentathlon.

Personal

- Taylor Luczak was born October 15, 1988, in Amory, Miss. ... Majoring in political science. ... The son of Nicki and Tony Luczak.

Did You Know . . .

Taylor Luczak speaks Mandarin Chinese.



12 Charles Parker

JR • Guard
5-10 • 168
McKinney, TX
McKinney North HS

2010-11 • Sophomore

- Appeared in six games for the Bulldogs, logging a total of six minutes.
- Didn't score or record any rebounds.
- Saw action in two SEC games — Auburn and at Arkansas.

2009-10 • Freshman

- Appeared in 12 games for the Bulldogs, logging a total of 17 minutes.
- First outing was against SE Louisiana (11-19-09), where he played one minute.
- Attempted his first field goal against Bethune-Cookman (11-21-09).
- Scored his first-career points on a field goal against Texas-Pan American (11-24-09).
- Lone rebound came against DePaul (12-10-09).
- Saw action in two SEC games.
- Scored two points against JSU in NIT.

High School

- Two-year starter and two-year captain for coach Daryl Craft at McKinney South, located just outside of Dallas. ... Averaged 7.5 points his senior year and scored in double digits six times as his team posted an 18-12 ledger. ... In playoffs, sank two free throws against Wakeland to send game into overtime and finished with 14 points. ... Named to All-District Defensive team and was Academic All-District. Also tabbed team and defensive MVP. ... Junior year, led team to 20-11 record and was named to the Honorable Mention Academic team. ... Scored a career-high 24 points against Garland after totaling 18 against Paris North Lamar. ... As a backup during his sophomore campaign, the Bulldogs went 25-8 and finished the season ranked No. 12 in the Texas high school polls. ... In district semifinals, he scored a season-high 8 points against Nacogdoches.

Personal

- Charles Ronald Parker was born on June 30, 1990 in McKinney, TX. ... Majoring in animal and dairy science. ... Son of Ronnie and Anne Parker.

Did You Know . . .

Charles Parker is a PADI certified open water diver.

MEET THE WALK-ONS



15 **Baxter Price**

JR • Guard
5-10 • 159
Brandon, MS
Northwest Rankin HS

High School

Limited to just seven games senior season due to an ankle injury. ... Jason Broom's Cougars posted a 16-13 ledger, and Price averaged around 8 points in the seven games he played. ... His best outing came against Grenada in opening round of the divisional playoffs where he totaled five points and dished out seven assists. ... Received the Crouther Award (named in honor of former coach Michael Crouther, who was killed in a car wreck in 2007) in recognition for sportsmanship and great attitude. ... Junior year, he was a backup guard and NW Rankin went 16-14 and barely missed the playoffs. ... As a freshman, his ninth-grade team won the Little Six Conference for the third year in a row.

Personal

Franklin Baxter Price was born on November 4, 1990 in Starkville, MS. ... Majoring in business. ... Son of Laurie and Mark Price.

Did You Know . . .

Baxter Price was a ring bearer in Rick and Meo Stansbury's wedding.

2010-11 • Sophomore

- Appeared in six games for the Bulldogs, logging five minutes.
- Didn't score or have any rebounds, but blocked a shot vs. San Diego.
- Saw action in two SEC games — Auburn and at Arkansas.

2009-10 • Freshman

- Appeared in 11 games for the Bulldogs, logging a total of 13 minutes.
- First outing was against SE Louisiana (11-19-09), where he played one minute.
- Both of his rebounds on the year came against St. Bonaventure (12-5-09).
- Scored his first-career points on a field goal against DePaul (12-12-09) in Tampa.
- Lone rebound came against DePaul (12-10-09).
- Was 0-2 shooting against Centenary.
- Saw action in one SEC game, at home against LSU (1-30-10).
- Played one minute against JSU in NIT.

2011-12 Managers



Front Row: (L-R) Bryce Gomes, J.P. Peak. Back Row: (L-R) David Glass, Ben Hurt, Drew Bernd, Nick Jordan

PLAYER CAREER STATS vs. SEC TEAMS

MSU PLAYER CAREER STATISTICS VERSUS ALABAMA

Player	G-GS	Mins	FGM-FGA	Pct	3GM-3GA	Pct	FTM-FTA	Pct	Rebounds	Ast	TO	BS	Stl	Points
Bost	6-6	216	29-78	.372	12-36	.333	24-38	.632	26-4.3	32	27	0	12	94-15.7
Bryant	2-0	21	0-2	.000	0-0	.000	0-0	.000	4-2.0	1	1	0	0	0-0.0
Lewis	4-0	37	6-10	.600	0-0	.000	1-2	.500	10-2.5	0	0	2	1	13-3.3
Luczak	1-0	1	0-1	.000	0-1	.000	0-0	.000	0-0.0	0	0	0	0	0-0
Parker	1-0	1	0-0	.000	0-0	.000	0-0	.000	0-0.0	0	0	0	0	0-0
Price	DNP													
Sidney	2-2	45	6-17	.353	0-1	.000	1-2	.500	12-6.0	1	5	2	2	13-6.5
Smith	DNP													
Steele	2-0	30	4-9	.444	1-3	.333	0-0	.000	2-1.0	0	0	0	0	9-4.5

MSU PLAYER CAREER STATISTICS VERSUS ARKANSAS

Player	G-GS	Mins	FGM-FGA	Pct	3GM-3GA	Pct	FTM-FTA	Pct	Rebounds	Ast	TO	BS	Stl	Points
Bost	6-6	215	33-72	.458	15-31	.484	16-26	.615	24-4.0	30	20	3	4	97-16.2
Bryant	2-0	44	6-12	.500	1-2	.500	4-6	.667	10-5.0	8	1	0	1	17-8.5
Lewis	3-0	36	4-7	.571	0-0	.000	1-2	.500	9-3.0	0	2	1	2	9-3.0
Luczak	1-0	1	0-0	.000	0-0	.000	0-0	.000	0-0.0	0	0	0	0	0-0
Parker	1-0	1	0-0	.000	0-0	.000	0-0	.000	0-0.0	0	0	0	0	0-0
Price	1-0	1	0-0	.000	0-0	.000	0-0	.000	0-0.0	0	0	0	0	0-0
Sidney	2-2	54	10-22	.455	1-3	.333	5-7	.714	17-8.5	2	4	2	0	26-13.0
Smith	2-1	16	1-4	.250	1-2	.500	0-0	.000	1-0.5	0	1	0	0	3-1.5
Steele	1-1	35	1-6	.167	1-4	.250	2-2	1.000	0-0.0	1	2	0	0	5-5.0

MSU PLAYER CAREER STATISTICS VERSUS AUBURN

Player	G-GS	Mins	FGM-FGA	Pct	3GM-3GA	Pct	FTM-FTA	Pct	Rebounds	Ast	TO	BS	Stl	Points
Bost	6-6	209	36-71	.507	23-47	.489	18-25	.720	32-5.3	28	24	2	7	113-18.8
Bryant	2-0	28	1-3	.333	0-0	.000	0-0	.000	5-2.5	5	2	2	0	2-1.0
Lewis	3-0	26	3-4	.750	0-0	.000	1-4	.250	6-2.0	0	1	4	0	7-2.3
Luczak	1-0	1	0-0	.000	0-0	.000	0-0	.000	0-0.0	0	0	0	0	0-0
Parker	1-0	1	0-0	.000	0-0	.000	0-0	.000	0-0.0	0	0	0	0	0-0
Price	1-0	1	0-0	.000	0-0	.000	0-0	.000	0-0.0	0	0	0	0	0-0
Sidney	2-2	50	9-19	.474	1-4	.250	5-6	.833	19-9.6	3	3	4	3	24-12.0
Smith	1-0	6	0-0	.000	0-0	.000	1-2	.500	1-1.0	0	3	0	0	1-1.0
Steele	2-1	39	6-10	.600	2-5	.400	4-6	.667	4-2.0	4	1	0	0	18-9.0

MSU PLAYER CAREER STATISTICS VERSUS FLORIDA

Player	G-GS	Mins	FGM-FGA	Pct	3GM-3GA	Pct	FTM-FTA	Pct	Rebounds	Ast	TO	BS	Stl	Points
Bost	4-4	139	16-33	.485	9-21	.429	7-9	.778	8-2.0	23	11	1	4	48-12.0
Bryant	1-0	3	0-0	.000	0-0	.000	0-0	.000	1-1.0	0	1	0	0	0-0.0
Lewis	1-0	8	0-3	.000	0-0	.000	0-1	.000	3-3.0	0	0	1	2	0-0.0
Luczak	DNP													
Parker	DNP													
Price	DNP													
Sidney	1-1	25	5-10	.500	0-1	.000	6-7	.857	8-8.0	0	4	0	1	16-16.0
Smith	DNP													
Steele	1-1	16	0-2	.000	0-1	.000	0-0	0.000	1-1.0	1	0	0	2	0-0.0

PLAYER CAREER STATS vs. SEC TEAMS

MSU PLAYER CAREER STATISTICS VERSUS GEORGIA

Player	G-GS	Mins	FGM-FGA	Pct	3GM-3GA	Pct	FTM-FTA	Pct	Rebounds	Ast	TO	BS	Stl	Points
Bost	4-4	129	16-42	.381	4-20	.200	8-13	.615	9-2.3	22	5	0	4	44-11.0
Bryant	1-0	16	1-1	1.000	0-0	.000	1-2	.500	1-1.0	0	0	0	1	3-3.0
Lewis	2-0	18	0-0	.000	0-0	.000	0-0	.000	3-1.5	0	1	0	0	0-0.0
Luczak	1-0	1	0-0	.000	0-0	.000	0-0	.000	0-0.0	0	1	0	0	0-0
Parker	DNP													
Price	DNP													
Sidney	1-1	32	5-11	.455	0-1	.000	5-6	.833	9-9.0	0	5	1	1	15-15.0
Smith	DNP													
Steele	1-0	17	0-2	.000	0-1	.000	0-0	.000	1-1.0	1	0	0	0	0-0.0

MSU PLAYER CAREER STATISTICS VERSUS KENTUCKY

Player	G-GS	Mins	FGM-FGA	Pct	3GM-3GA	Pct	FTM-FTA	Pct	Rebounds	Ast	TO	BS	Stl	Points
Bost	4-4	157	24-58	.414	9-29	.310	7-15	.467	18-4.5	16	12	0	8	64-16.0
Bryant	1-0	1	0-0	.000	0-0	.000	0-0	.000	0-0.0	0	0	0	0	0-0.0
Lewis	3-0	15	1-3	.333	0-0	.000	0-0	.000	1-0.3	0	0	0	0	2-0.7
Luczak	DNP													
Parker	DNP													
Price	DNP													
Sidney	1-1	28	5-13	.385	0-2	.000	1-1	1.000	8-8.0	2	1	10	2	11-11.0
Smith	1-0	1	0-0	.000	0-0	.000	0-0	.000	0-0.0	0	0	0	0	0-0.0
Steele	1-1	27	6-9	.667	5-7	.714	0-0	.000	0-0.0	2	0	0	0	17-17.0

MSU PLAYER CAREER STATISTICS VERSUS LSU

Player	G-GS	Mins	FGM-FGA	Pct	3GM-3GA	Pct	FTM-FTA	Pct	Rebounds	Ast	TO	BS	Stl	Points
Bost	7-7	244	13-59	.220	7-27	.259	29-39	.744	24-3.4	31	27	1	8	62-8.9
Bryant	2-0	23	2-5	.400	0-1	.000	0-1	.000	3-1.5	3	0	0	1	4-2.0
Lewis	3-0	30	2-3	.667	0-0	.000	0-0	.000	7-2.3	1	1	2	0	4-1.3
Luczak	2-0	2	0-1	.000	0-0	.000	0-0	.000	1-0.5	0	0	0	0	0-0
Parker	1-0	1	0-0	.000	0-0	.000	0-0	.000	0-0.0	0	0	0	0	0-0
Price	1-0	1	0-0	.000	0-0	.000	0-0	.000	0-0.0	0	0	0	0	0-0
Sidney	2-2	60	16-31	.516	0-2	.000	8-15	.533	19-9.5	2	5	3	1	40-20.0
Smith	1-0	7	1-3	.333	1-1	1.000	0-0	.000	0-0.0	0	0	0	0	3-3.0
Steele	2-2	46	4-11	.364	3-7	.429	1-2	.500	5-2.5	3	4	0	1	12-6.0

MSU PLAYER CAREER STATISTICS VERSUS OLE MISS

Player	G-GS	Mins	FGM-FGA	Pct	3GM-3GA	Pct	FTM-FTA	Pct	Rebounds	Ast	TO	BS	Stl	Points
Bost	6-6	193	26-64	.406	9-35	.257	31-38	.816	16-2.7	34	15	1	11	92-15.3
Bryant	2-0	13	1-2	.500	0-0	.000	0-0	.000	2-1.0	1	1	2	0	2-1.0
Lewis	3-0	24	1-6	.167	0-0	.000	2-2	1.000	3-1.0	2	3	0	0	4-1.3
Luczak	DNP													
Parker	DNP													
Price	DNP													
Sidney	2-2	67	17-24	.708	3-3	1.000	9-13	.692	17-8.5	1	7	1	1	46-23.0
Smith	1-0	3	0-1	.000	0-1	.000	0-0	.000	0-0.0	0	0	0	0	0-0.0
Steele	2-1	25	2-7	.286	1-3	.333	0-0	.000	4-2.0	1	0	0	2	5-2.5

PLAYER CAREER STATS vs. SEC TEAMS

MSU PLAYER CAREER STATISTICS VERSUS SOUTH CAROLINA

Player	G-GS	Mins	FGM-FGA	Pct	3GM-3GA	Pct	FTM-FTA	Pct	Rebounds	Ast	TO	BS	Stl	Points
Bost	4-4	143	12-31	.387	4-14	.286	19-27	.704	21-5.3	23	12	2	5	47-11.8
Bryant	1-0	17	0-3	.000	0-0	.000	1-2	.500	1-1.0	2	3	1	1	1-1.0
Lewis	1-0	11	1-2	.500	0-0	.000	0-0	.000	1-1.0	0	2	1	0	2-2.0
Luczak	1-0	1	0-0	.000	0-0	.000	0-0	.000	0-0.0	0	0	0	0	0-0
Parker	DNP													
Price	DNP													
Sidney	1-1	31	4-8	.500	0-0	.000	5-6	.833	12-12.0	1	3	0	0	13-13.0
Smith	1-0	2	0-1	.000	0-1	.000	0-0	.000	0-0.0	0	0	0	0	0-0.0
Steele	DNP													

MSU PLAYER CAREER STATISTICS VERSUS TENNESSEE

Player	G-GS	Mins	FGM-FGA	Pct	3GM-3GA	Pct	FTM-FTA	Pct	Rebounds	Ast	TO	BS	Stl	Points
Bost	4-4	144	16-46	.348	8-30	.267	9-12	.750	18-4.5	26	16	0	6	49-12.3
Bryant	1-0	19	3-6	.500	0-0	.000	2-2	1.000	4-4.0	3	1	0	1	8-8.0
Lewis	1-0	24	2-4	.500	0-0	.000	3-5	.600	8-8.0	0	1	3	2	7-7.0
Luczak	1-0	1	0-1	.000	0-0	.000	0-0	.000	0-0.0	0	0	0	0	0-0
Parker	DNP													
Price	DNP													
Sidney	1-1	10	3-6	.500	0-1	.000	0-0	.000	2-2.0	0	0	1	0	6-6.0
Smith	1-0	3	0-0	.000	0-0	.000	0-0	.000	0-0.0	0	0	0	0	0-0.0
Steele	DNP													

MSU PLAYER CAREER STATISTICS VERSUS VANDERBILT

Player	G-GS	Mins	FGM-FGA	Pct	3GM-3GA	Pct	FTM-FTA	Pct	Rebounds	Ast	TO	BS	Stl	Points
Bost	5-5	178	22-64	.344	10-35	.286	19-21	.905	19-3.8	26	14	0	4	73-14.6
Bryant	2-0	26	3-8	.375	0-1	.000	2-2	1.000	7-3.5	1	2	1	1	8-4.0
Lewis	2-0	38	6-8	.750	0-0	.000	0-0	.000	12-6.0	1	2	1	1	12-6.0
Luczak	DNP													
Parker	DNP													
Price	DNP													
Sidney	2-2	31	12-19	.632	2-3	.667	2-4	.500	12-6.0	0	5	1	0	28-14.0
Smith	2-0	7	0-0	.000	0-0	.000	0-0	.000	1-0.5	0	0	0	0	0-0.0
Steele	1-0	12	2-5	.400	1-2	.500	0-0	.000	0-2.0	2	1	0	1	5-5.0.0

MSU PLAYER CAREER STATISTICS IN SEC TOURNAMENT PLAY

Player	G-GS	Mins	FGM-FGA	Pct	3GM-3GA	Pct	FTM-FTA	Pct	Rebounds	Ast	TO	BS	Stl	Points
Bost	8-8	276	28-74	.378	10-31	.323	18-27	.667	33-4.1	40	22	0	10	84-10.5
Bryant	1-0	19	2-5	.400	0-1	.000	2-2	1.000	4-4.0	1	0	1	0	6-6.0
Lewis	2-0	21	3-6	.500	0-0	.000	0-0	.000	6-2.0	1	1	0	0	6-3.0
Luczak	3-0	4	0-1	.000	0-0	.000	0-0	.000	1-0.3	0	1	0	0	0-0.0
Parker	DNP													
Price	DNP													
Sidney	1-1	18	10-16	.625	2-3	.667	0-0	.000	7-7.0	0	3	0	0	22-22.0
Smith	1-0	5	0-0	.000	0-0	.000	0-0	.000	0-0.0	0	0	0	0	0-0.0
Steele	DNP													



INDIVIDUAL SEASON/CAREER HIGHS

Season & MSU Highs

Dee Bost

Points

Season: 25, Ole Miss (1-13-11)
 Career: 32, Auburn (2-13-10)

Field Goals Made

Season: 9, Ole Miss (1-13-11)
 Career: 11, Auburn (2-13-10)

Field Goals Attempted

Season: 17, twice,
 last vs. Tennessee (2-26-11)
 Career: 21, Kentucky (2-16-10)

3-Point FG Made

Season: 4, three times,
 last vs. Auburn (2-12-11)
 Career: 7, Auburn (2-13-10)

3-Point FG Attempted

Season: 10, Vanderbilt (1-27-11)
 Career: 12, twice,
 last vs. Auburn (2-13-10)

Free Throws Made

Season: 9, LSU (2-23-11)
 Career: 10, LSU (2-11-09)

Free Throws Attempted

Season: 12, LSU (2-23-11)
 Career: 12, three times,
 last vs. LSU (2-23-11)

Rebounds

Season: 6, twice,
 last vs. Tennessee (2-26-11)
 Career: 10, South Carolina (3-13-09)

Assists

Season: 11, Vanderbilt SECT (3-11-11)
 Career: 11, twice,
 last vs. Vanderbilt SECT (3-11-11)

Blocks

Season: 2, South Carolina (3-5-11),
 Career: 2, South Carolina (3-5-11)

Steals

Season: 5, Georgia (1-22-11)
 Career: 5, Georgia (1-22-11)

Minutes

Season: 39, Kentucky (2-15-11)
 Career: 47, twice
 last vs. Alabama (2-21-09)

Season & MSU Highs

Brian Bryant

Points

Season: 22, Nicholls (12-13-10)
 Career: 22, Nicholls (12-13-10)

Field Goals Made

Season: 7, Nicholls (12-13-10)
 Career: 7, Nicholls (12-13-10)

Field Goals Attempted

Season: 9, three times,
 last vs. Washington State (12-22-10)
 Career: 9, three times,
 last vs. Washington State (12-22-10)

3-Point FG Made

Season: 2, Nicholls (12-13-10)
 Career: 2, Nicholls (12-13-10)

3-Point FG Attempted

Season: 3, Washington State (12-22-10)
 Career: 3, Washington State (12-22-10)

Free Throws Made

Season: 7, Troy (11-26-10)
 Career: 7, Troy (11-26-10)

Free Throws Attempted

Season: 9, Troy (11-26-10)
 Career: 9, Troy (11-26-10)

Rebounds

Season: 8, twice,
 last vs. Virginia Tech (12-18-10)
 Career: 8, twice,
 last vs. Virginia Tech (12-18-10)

Assists

Season: 6, twice,
 last vs. Arkansas (3-2-11)
 Career: 6, twice,
 last vs. Arkansas (3-2-11)

Blocks

Season: 2, three times,
 last vs. Ole Miss (2-19-11)
 Career: 2, three times,
 last vs. Ole Miss (2-19-11)

Steals

Season: 2, four times,
 last vs. Hawaii (12-25-10)
 Career: 2, four times,
 last vs. Hawaii (12-25-10)

Minutes

Season: 37, Nicholls (12-13-10)
 Career: 37, Nicholls (12-13-10)

Season & MSU Highs

Wendell Lewis

Points

Season: 10, Alabama (1-8-11)
 Career: 10, Alabama (1-8-11)

Field Goals Made

Season: 5, Alabama (1-8-11)
 Career: 5, Alabama (1-8-11)

Field Goals Attempted

Season: 6, three times,
 last vs. Alabama (1-8-11)
 Career: 6, three times,
 last vs. Alabama (1-8-11)

3-Point FG Made

Season: 0
 Career: 0

3-Point FG Attempted

Season: 0
 Career: 0

Free Throws Made

Season: 3, Tennessee (2-26-11)
 Career: 3, twice,
 last vs. Tennessee (2-26-11)

Free Throws Attempted

Season: 6, St. Mary's (12-29-10)
 Career: 6, St. Mary's (12-29-10)

Rebounds

Season: 9, St. Mary's (12-29-10)
 Career: 9, St. Mary's (12-29-10)

Assists

Season: 3, Troy (11-26-10)
 Career: 3, Troy (11-26-10)

Blocks

Season: 5, St. Mary's (12-29-10)
 Career: 5, St. Mary's (12-29-10)

Steals

Season: 2, Tennessee (2-26-11)
 Career: 2, Tennessee (2-26-11)

Minutes

Season: 24, twice,
 last vs. Tennessee (2-26-11)
 Career: 24, twice,
 last vs. Tennessee (2-26-11)

INDIVIDUAL SEASON/CAREER HIGHS

Season & MSU Highs Renardo Sidney

Points

Season: 24, twice,
last vs. LSU (2-23-11)
Career: 24, twice,
last vs. LSU (2-23-11)

Field Goals Made

Season: 10, Vanderbilt SECT (3-11-11)
Career: 10, Vanderbilt SECT (3-11-11)

Field Goals Attempted

Season: 16, twice,
last vs. Vanderbilt SECT (3-11-11)
Career: 16, twice,
last vs. Vanderbilt SECT (3-11-11)

3-Point FG Made

Season: 2, twice,
last vs. Vanderbilt SECT (3-11-11)
Career: 2, twice,
last vs. Vanderbilt SECT (3-11-11)

3-Point FG Attempted

Season: 3, Vanderbilt SECT (3-11-11)
Career: 3, Vanderbilt SECT (3-11-11)

Free Throws Made

Season: 6, twice,
last vs. LSU (2-23-11)
Career: 6, twice,
last vs. LSU (2-23-11)

Free Throws Attempted

Season: 12, twice,
last vs. LSU (2-23-11)
Career: 12, twice,
last vs. LSU (2-23-11)

Rebounds

Season: 13, Auburn (2-12-11)
Career: 13, Auburn (2-12-11)

Assists

Season: 3, Auburn (1-16-11)
Career: 3, Auburn (1-16-11)

Blocks

Season: 2, three times,
last vs. LSU (2-23-11)
Career: 2, three times,
last vs. LSU (2-23-11)

Steals

Season: 2, three times,
last vs. Kentucky (2-15-11)
Career: 2, three times,
last vs. Kentucky (2-15-11)

Minutes

Season: 36, Ole Miss (1-13-11)

Season & MSU Highs Shaun Smith

Points

Season: 6, North Carolina A&T (12-12-10)
Career: 6, North Carolina A&T (12-12-10)

Field Goals Made

Season: 2, North Carolina A&T (12-12-10)
Career: 2, North Carolina A&T (12-12-10)

Field Goals Attempted

Season: 8, Alabama State (12-14-10)
Career: 8, Alabama State (12-14-10)

3-Point FG Made

Season: 1, four times,
last vs. LSU (2-5-11)
Career: 1, four times,
last vs. LSU (2-5-11)

3-Point FG Attempted

Season: 4, North Carolina A&T (12-12-10)
Career: 4, North Carolina A&T (12-12-10)

Free Throws Made

Season: 1, twice,
last vs. Hawaii (12-15-10)
Career: 1, twice,
last vs. Hawaii (12-15-10)

Free Throws Attempted

Season: 2, twice,
last vs. Hawaii (12-15-10)
Career: 2, twice,
last vs. Hawaii (12-15-10)

Rebounds

Season: 6, North Carolina A&T (12-12-10)
Career: 6, North Carolina A&T (12-12-10)

Assists

Season: 3, Alabama State (12-14-10)
Career: 3, Alabama State (12-14-10)

Blocks

Season: 0
Career: 0

Steals

Season: 1, Hawaii (12-15-10)
Career: 1, Hawaii (12-15-10)

Minutes

Season: 25, Alabama State (12-14-10)
Career: 25, Alabama State (12-14-10)

Season & MSU Highs Jalen Steele

Points

Season: 17, Kentucky (2-15-11)
Career: 17, Kentucky (2-15-11)

Field Goals Made

Season: 6, Kentucky (2-15-11)
Career: 6, Kentucky (2-15-11)

Field Goals Attempted

Season: 14, Hawaii (12-15-10)
Career: 14, Hawaii (12-15-10)

3-Point FG Made

Season: 5, Kentucky (2-15-11)
Career: 5, Kentucky (2-15-11)

3-Point FG Attempted

Season: 7, Kentucky (2-15-11)
Career: 7, Kentucky (2-15-11)

Free Throws Made

Season: 4, East Tennessee St. (12-11-10)
Career: 4, East Tennessee St. (12-11-10)

Free Throws Attempted

Season: 4, six times,
last vs. Auburn (2-12-11)
Career: 4, six times,
last vs. Auburn (2-12-11)

Rebounds

Season: 4, twice,
last vs. Ole Miss (2-19-11)
Career: 4, twice,
last vs. Ole Miss (2-19-11)

Assists

Season: 3, LSU (2-23-11)
Career: 3, LSU (2-23-11)

Blocks

Season: 0
Career: 0

Steals

Season: 2, twice,
last vs. Florida (1-29-11)
Career: 2, twice,
last vs. Florida (1-29-11)

Minutes

Season: 35, Arkansas (2-9-10)
Career: 35, Arkansas (2-9-10)

RICK STANSBURY

MISSISSIPPI STATE HEAD COACH

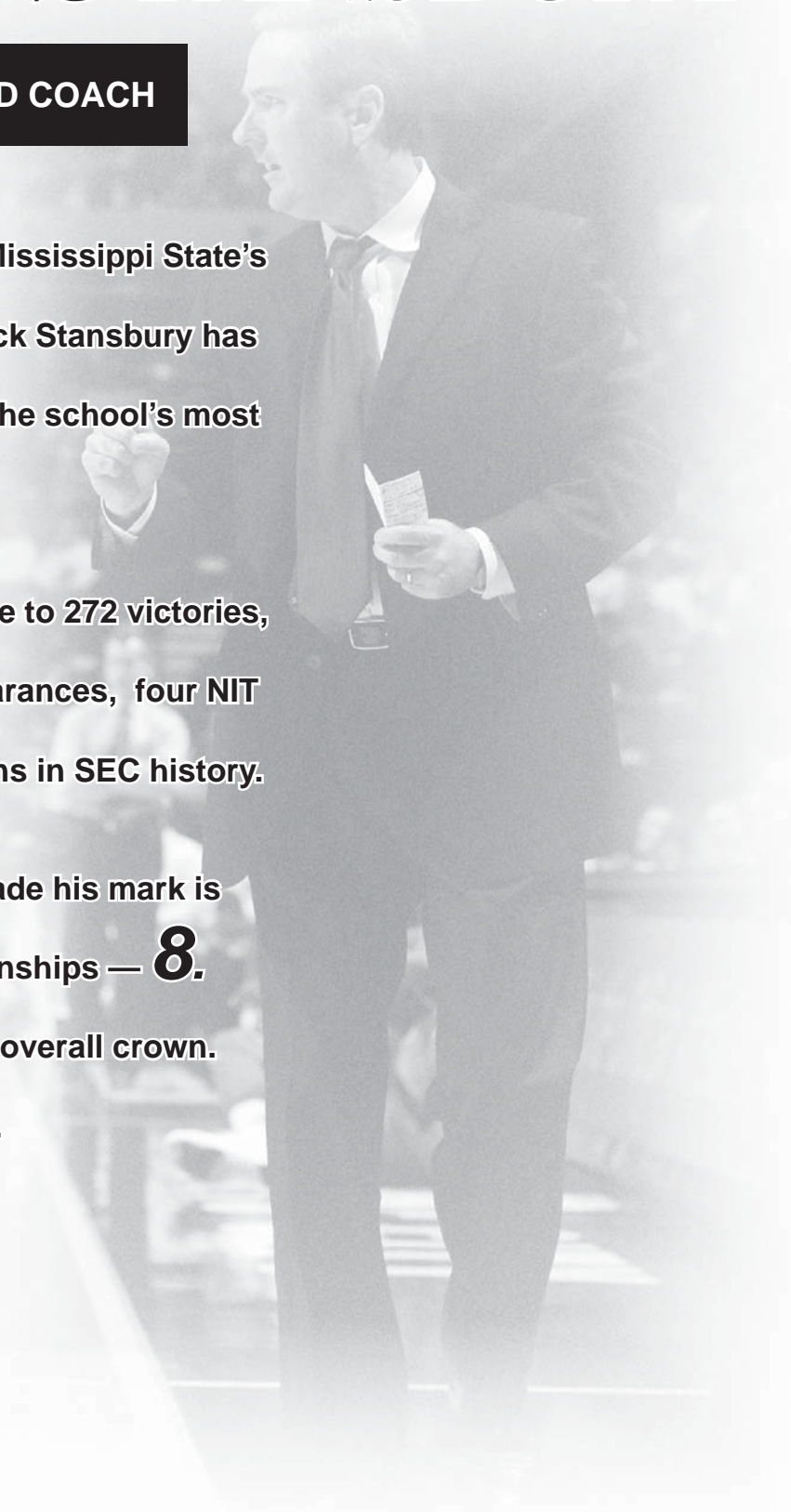
In 13 years overseeing Mississippi State's basketball program, Rick Stansbury has established himself as the school's most decorated coach.

He's guided Mississippi State to 272 victories, six NCAA Tournament appearances, four NIT berths and the 11th-most wins in SEC history.

But where Stansbury has made his mark is with those coveted championships — **8.**

5 Western Division titles. **1** overall crown.

2 SEC Tournament banners.



MSU HEAD COACH RICK STANSBURY

HEAD BASKETBALL COACH RICK STANSBURY

CAMPBELLVILLE, 1982



Consistency is a key ingredient to the recent success enjoyed by the Mississippi State University basketball program. It is that consistency stressed in the players' daily activities on and off the basketball floor that has translated into the program's recent run of national prominence gained under head coach Rick Stansbury.

That consistency was brought to the forefront four years ago when MSU's 14th-year head

basketball coach became the all-time winningest basketball coach in school history, surpassing Richard Williams' mark of 191. With a 13-year coaching record of 272-154 (.638) at the Bulldog helm, Stansbury has guided 10 State squads (6 NCAA & 4 NIT) to postseason tournament appearances and nine clubs to 20-plus wins campaigns. Prior to Stansbury taking over MState's head coaching duties in 1998, the Bulldogs had totaled seven postseason tournament berths and eclipsed the 20-win mark just seven times in the school's 86 previous years of basketball competition.

MSU has averaged 21.6 wins per season the last five years (2007-11), and under Stansbury's guidance, the Bulldogs won an outright SEC overall championship in 2004, the 2010 Western Division title to go along with back-to-back SEC West crowns in the 2003-2004 and 2007-2008 seasons, as well as the SEC Tournament titles in 2002 and 2009.

From 2001-05, he guided MSU to five-consecutive postseason tournament appearances for the first time in school history, including a streak of four straight NCAA Tournament berths from 2002 through 2005.

MSU's recent streak of collecting hardwood hardware was highlighted by the 2003-04 State squad claiming the school's first outright SEC title since 1962-63 with a school-best 14-2 league mark and 26-4 overall record. For MSU's 2003-04 successes, which included an undefeated season (8-0) in SEC road play, a No. 4 regular-season national AP ranking and a school-best No. 2 NCAA Tournament seeding, Stansbury was named the SEC's AP Coach of the Year. He also collected district coaching honors from the NABC and USBWA.

MState's recent string of success began with the 2001-02 Bulldog team claiming the school's second SEC Tournament title on the way to establishing a new single-season standard with 27 victories.

With six NCAA Tournament appearances (2002-05, 2008 & 2009), four NIT showings (1999, 2001, 2007 & 2010), as well as an overall Southeastern Conference championship (2004), five SEC Western Division crowns (2003, 2004, 2007, 2008 & 2010) and two SEC Tournament titles (2002 & 2009) in his prior 12 seasons at the Mississippi State helm, Stansbury has become the first coach in the school's 99-year basketball history to record four consecutive 20-win seasons (2002-05) as well as establishing school firsts with five-straight postseason tournament appearances (2001-05) and five-successive NCAA Tournament berths.

As an eight-year assistant coach on Richard Williams' MSU staff, Stansbury previously played an instrumental role in helping Missis-

Rick Stansbury has guided MSU to 272 victories, the 11th most in the history of the SEC.

issippi State secure the talent that enabled the Bulldogs to enjoy their most successful decade ever on the hardwood. Stansbury's proven track record as a tireless recruiter and knowledgeable tactician made him the obvious choice to replace Williams as the school's 18th head basketball coach. Just one day following the retirement of Mississippi State's all-time winningest basketball coach, Stansbury succeeded his former mentor on March 13, 1998.

Following a 16-year collegiate stint in the assistant coaching ranks, Stansbury immediately made his presence felt as a head man by becoming the most successful first-year basketball coach in school history. His 1998-99 Bulldog club capped a successful 20-13 rookie campaign by advancing to the semifinals of the SEC Tournament and earning a berth in the 1999 NIT. Two years later, Stansbury's Bulldogs set the table for their subsequent run of three consecutive SEC championships - regular season, divisional or tournament - by advancing to the quarterfinals of the 2001 TiVo NIT before being eliminated by eventual tournament champion Tulsa.

Having originally joined the Mississippi State family as an assistant coach on June 12, 1990, Stansbury immediately helped direct a senior-laden 1990-91 Bulldog ballclub to both the school's first Southeastern Conference basketball title and subsequent NCAA Tournament appearance in 28 years with a 20-9 overall record and 13-5 SEC mark.

All in all, during his 20 prior seasons at MSU, including his previous eight-year stint as an assistant coach (the last four seasons as associate head coach) under Williams' tutelage, Stansbury has been a part of 413 victories and 14 postseason tournament teams. Highlighting his days as an MSU assistant coach, the Bulldogs exploded onto the na-

In 13 seasons, Rick Stansbury has guided MSU to six of the school's 10 NCAA Tournament berths.



100 Years Of Bulldog Basketball

MSU HEAD COACH RICK STANSBURY



Rick and Meo Stansbury with sons (L-R) Noah, Luke and Isaac

tional college basketball scene by advancing to the NCAA Sweet 16 in 1995 and then making a school-first appearance in the NCAA Final Four a year later in 1996. Since Stansbury's arrival on the State scene in 1990, the Bulldogs have also claimed the school's three SEC Tournament titles (1996, 2002 & 2009), two overall SEC championships (1991 & 2004) as well as seven SEC West crowns (1995, 1996, 2003, 2004, 2007, 2008 & 2010).

As a result of Mississippi State's consistent roundball success during the past decade, Stansbury was recently tabbed by The Hoop Scoop as the nation's top-ranked 'Mid-Career' head coach in NCAA Division I men's basketball. In recognition of being regarded as one of the nation's most respected talent-seekers, Stansbury was most recently named the SEC's best recruiter by the Sporting News Yearbooks publication two years ago. He was also previously ranked among the top 20 recruiters in the country during a survey of 113 NCAA Division I basketball coaches conducted in the 1990s by the Seattle Post-Intelligencer newspaper.

Since joining the highly competitive Southeastern Conference coaching ranks 21 years ago, Stansbury has helped recruit and develop a total of 17 All-SEC players, including current standout Dee Bost, and six SEC All-Freshman Team selections. In addition, Mississippi State has had five All-SEC players (Tyrone Washington-1999; Mario Austin & Derrick Zimmerman-2003; 2003-04 SEC Player of the Year and All-American Lawrence Roberts-2005; Jarvis Varnado-2010) as well as three All-America high school signees from the state of Mississippi (Jonathan Bender-1999; Travis Outlaw-2003; and Monta Ellis-2005) selected in the NBA Draft since Stansbury took over MSU's head coaching duties in 1998. Roberts and Zimmerman made their NBA debuts with the Memphis Grizzlies and New Jersey Nets, respectively, in 2005-06, while Varnado was drafted by the Miami Heat in the second round in June of 2010.

Dedicated to a program committed to keeping the state of Mississippi's best roundball talent at home, Stansbury is the man most responsible for MSU's recent trend of inking Mississippi high school players of the year. The Bulldogs have signed numerous Mississippi prep players of the year during his successful association with the team's basketball program and was instrumental in securing in-state talent Monta Ellis of perennial State powerhouse Lanier High School in Jackson, Miss. Drafted by the NBA's Golden State Warriors in 2005, Ellis became MSU's fourth McDonald's High School All-American signee over a recent seven-year span. Two years ago, he nabbed one of the more heralded recruits this decade with the signing of Mississippi native Renardo Sidney, a Top 5 recruit originally from Mississippi who prepped in

Los Angeles.

Prior to Ellis, local Starkville (Miss.) High School product Travis Outlaw was selected in the first round of the 2003 NBA Draft (23rd pick overall) by the Portland Trail Blazers. Prior to that, Stansbury and his hard-working staff of assistants had inked McDonald's High School All-Americans during back-to-back years for the first time in school history with the signings of Mario Austin and Jonathan Bender. Bender recently retired from professional basketball after struggling through seven injury-plagued seasons with the NBA's Indiana Pacers. A highly touted prep standout at Picayune (Miss.) Memorial High School, Bender became a lottery pick (No. 5 selection overall by the Toronto Raptors) in the 1999 NBA Draft after breaking Michael Jordan's previous McDonald's All-American Game scoring record.

One of Stansbury's most lauded recruiting coups during his eight-year stint as an MSU assistant coach, Erick Dampier just completed his 16th NBA season to rank second behind former NBA All-Star Jeff Malone on MSU's all-time professional longevity list. He was with the Miami Heat this past year after eight years in Dallas. Before he was with the Mavs, he had a seven-year stint (1998-2004) with the Golden State Warriors and spending his rookie season (1996-97) with the Indiana Pacers, Dampier has totaled 7,179 points (7.8 ppg), 6,803 rebounds (7.4 rpg) and 1,347 blocked shots in 921 career NBA outings entering the 2010-11 campaign.

Following State's unprecedented run to the 1996 NCAA Final Four, Dampier (10th pick overall) and Dontae' Jones, a New York Knicks first-round selection (21st), became the first Bulldog duo in school history to be chosen in the first round of the NBA Draft during the same year.

In the last 13 years, the only SEC schools that have won more games are Kentucky, Florida and Tennessee. And during the last eight years, MSU has won seven various SEC crowns, second only to the Wildcats' 12.

Jones' arrival at State in 1995 from Northeast Mississippi Community College began a three-year run of first-team junior college All-Americans to sign with MSU. Horatio Webster and Detrick White, former high school and junior college teammates at Durant (Miss.) High School and Connors State (Okla.) College, followed suit the next two years.

Along with having the staff's primary recruiting responsibilities during his productive stint as a Bulldog assistant coach, Stansbury was being groomed for his subsequent promotion to head coach. Under Williams' guidance, he was also charged with Mississippi State's all-important scouting duties, along with being actively involved in the program's schedule-making process and popular summer basketball camps.

Prior to joining the Mississippi State coaching staff at the start of the 1990s, Stansbury previously logged a six-year stint as an assistant basketball coach at Austin Peay State University in Clarksville, Tenn. Working alongside his good friend and former APSU head coach Lake Kelly, Stansbury was directly involved with a full scope of coaching responsibilities, including serving as recruiting coordinator. Similar to the success he has since helped bring to MSU's program, Stansbury helped guide Austin Peay to three consecutive winning campaigns, beginning with an Ohio Valley Conference Tournament championship and a subsequent NCAA Tournament second-round berth during the 1986-87 season in which the Governors posted a 20-12 mark.

During Stansbury's six-year association with Austin Peay's roundball program, the Governors compiled an 87-89 (.494) composite record, including a 40-40 regular-season conference mark and an 8-5 OVC Tournament record. With the team's postseason tournament success in league play, APSU landed a total of seven players, including two tourney MVPs, on the OVC All-Tournament team over a four-year span.

A native of Battletown, Ky., Stansbury's 16-year career as an assistant basketball coach began at his alma mater. While earning a

MSU HEAD COACH RICK STANSBURY

100 Years Of Bulldog Basketball

Personal Background


Birthdate: December 23, 1959
Birthplace: Louisville, Kentucky
Wife: Meo (Mellen) of Roanoke, Virginia
Children: Isaac (December 14, 1999);
 Noah (April 26, 2002);
 Luke (July 2, 2004)

Educational Background

High School: Meade County (Ky.) High School, 1977
College: Campbellsville (Ky.) College, 1982
Graduate School: Cumberland (Ky.) College, 1984

Coaching Experience

1981-82: Student Assistant Coach at Campbellsville Co.
1983-84: Graduate Assistant Coach at Cumberland Co.
1985-90: Assistant Coach at Austin Peay State
1990-94: Assistant Coach at Mississippi State
1995-98: Associate Head Coach at Mississippi State
1998-present: Head coach at Mississippi State
 (Named MSU's 18th coach on March 13, 1998)



A 1982 graduate of Campbellsville (Ky.) College and four-year letterman for the Tigers, MSU basketball coach Rick Stansbury was inducted into the Campbellsville Athletic Hall of Fame in 2003. As a senior, he helped lead Campbellsville to the school's first District 32 hoops title and an appearance in the 1981 NAIA Tournament.

double major in business and physical education from Campbellsville (Ky.) College (now Campbellsville University) in 1982, Stansbury was a four-year letterman as a backcourt performer. After helping lead the Tigers to the 1979 KMAC Tournament championship and a regular-season league title the following year, Stansbury averaged 12 points per game as a senior starter to help pace Campbellsville to the school's first District 32 crown and an appearance in the 1981 NAIA Tournament.

Setting out on his basketball coaching career while also completing his bachelor's degree requirements, Stansbury stayed on the following season (1981-82) as a student assistant on the late Lou Cunningham's Campbellsville staff. Stansbury would later hire Cunningham's son, Phil, as an assistant coach on his Mississippi State staff in 2000 after the two had previously worked together on Williams' MSU staff during the 1991-92 campaign.

Stansbury then served as a graduate assistant on coach Randy Vernon's staff at Cumberland College in Williamsburg, Ky. While earning his master's degree in business education, Stansbury helped direct the 1983-84 Indian club to a 31-5 mark and second-round appearance in the NAIA Tournament.

Nine years ago in 2003, Stansbury was honored by his alma mater as an inductee into the Campbellsville University Athletic Hall of Fame, along with former Tiger head football coach Sam Wickliffe. In October 1999, Stansbury was honored by the Campbellsville Alumni Association as a proud recipient of the school's Distinguished Alumni Award.

Most recently during the summer months, Stansbury has made off-the-court contributions to society by donating his time and energy to Camp Rising Sun, a camp located in nearby Columbus, Miss., that caters to children ages 6-14 who are being treated, or have been treated, for cancer. On a regional scale, Stansbury volunteered in 2005 to serve on the organizing committee of Coaches Care, a group of coaches united to assist victims of Hurricane Katrina.

The son of the late Robert Stansbury and the late Norma Stansbury of Battletown, Ky., Stansbury is a 1977 graduate of Meade County High School in Brandenburg, Ky., where he was a four-year basketball letterman and three-time all-district performer. As a prep senior, Stansbury was voted the team's most improved player after averaging 15 points per game.

Stansbury's father, Robert, who had been the head coach's special guest during MSU's run to the 2002 SEC Tournament championship

earlier that year in Atlanta, passed away following a courageous battle with cancer just as preseason basketball practice tipped off in 2002. Ironically, the coach's mother, Norma, passed away on Nov. 17, 1998 in Florida on the day her son was making his MSU coaching debut in Jackson, Miss.

Stansbury, who will turn 52 on Dec. 23, 2010, is married to the former Meo Mellen of Roanoke, Va. They are the proud parents of three sons -- Isaac, who will turn 12 years old on Dec. 14, 2009; Noah, who will celebrate his 10th birthday on April 26, 2010; and Luke, who turned 7 years old this past July.

STANSBURY'S SUCCESS

- ✓ Entering his 14th season at the helm, Rick Stansbury is MSU's all-time winningest coach with 272 victories.
- ✓ The Bulldogs have averaged nearly 21 wins per season and have participated in post-season tournament play 10 times (6 NCAA & 4 NIT).
- ✓ Mississippi State made five-consecutive postseason tournament appearances (2001-05) for the first time in school history, including a streak of four-straight NCAA Tournament berths from 2002-05.
- ✓ The Bulldogs have won 20-plus games nine times under Stansbury's guidance.
- ✓ Since 1998-99, MSU is the winningest program in the SEC Western Division and is fourth overall in the league behind Kentucky, Florida and Tennessee.
- ✓ In the last 10 years, only one team in the SEC has won five divisional titles. **Mississippi State.**
- ✓ In the last 13 years, MSU has produced a collective total of 41 SEC Academic Honor Roll recipients.



MSU HEAD COACH RICK STANSBURY

STANSBURY VS. ALL OPPONENTS

Team	W-L	Pct	Hawaii	0-1	.000	Rider	0-1	.000
Akron	0-1	.000	Holy Cross	1-0	1.000	Rutgers	0-1	.000
Alabama	15-13	.536	Houston	2-0	1.000	Saint Mary's (Calif.)	1-1	.500
Alabama A&M	4-0	1.000	Idaho	1-0	1.000	Sam Houston State	1-0	1.000
Alabama State	3-0	1.000	Illinois-Chicago	1-0	1.000	San Diego	2-1	.667
UAB	2-0	1.000	Jackson State	2-0	1.000	Santa Clara	2-0	1.000
Appalachian State	1-0	1.000	Jacksonville	1-0	1.000	South Alabama	6-1	.857
Arizona	1-1	.500	Jacksonville State	4-0	1.000	South Carolina	11-5	.688
Arkansas	15-13	.536	Kentucky	4-12	.250	South Carolina State	1-0	1.000
Arkansas-Little Rock	3-0	1.000	Lafayette	1-0	1.000	Southeastern Louisiana	5-1	.833
Arkansas-Pine Bluff	2-0	1.000	Liberty	1-0	1.000	Southern Illinois	0-1	.000
Arkansas State	2-0	1.000	Louisiana-Lafayette	3-2	.600	Southern Mississippi	1-0	1.000
Auburn	15-11	.577	Louisiana-Monroe	3-0	1.000	Stanford	1-1	.500
Belmont	1-0	1.000	LSU	17-12	.586	St. Bonaventure	2-0	1.000
Bethune-Cookman	1-0	1.000	Louisiana Tech	3-0	1.000	Syracuse	0-1	.000
Birmingham-Southern	1-0	1.000	Loyola Marymount	2-0	1.000	Tennessee	6-9	.400
Bradley	1-0	1.000	McNeese State	5-0	1.000	Tennessee-Martin	3-0	1.000
Butler	0-1	.000	Memphis	0-1	.000	Tennessee State	1-0	1.000
California	0-1	.000	Miami (Fla.)	1-1	.500	Texas	0-2	.000
Centenary	4-0	1.000	Miami-Ohio	0-1	.000	Texas A&M-Corpus Christi	2-0	1.000
Charlotte	2-1	.667	Mississippi Valley State	3-0	1.000	Texas-Pan American	1-0	1.000
Chattanooga	1-0	1.000	Missouri	1-1	.500	Texas Tech	0-1	.000
Cincinnati	0-2	.000	Missouri-Kansas City	1-0	1.000	Troy	2-0	1.000
Clemson	0-2	.000	Monmouth	1-0	1.000	Tulane	3-0	1.000
Colorado State	0-1	.000	Montana State	1-1	.500	Tulsa	0-1	.000
DePaul	1-0	1.000	Murray State	1-0	1.000	UC Irvine	1-0	1.000
Detroit	1-0	1.000	New Orleans	4-0	1.000	UCLA	1-0	1.000
Duke	0-1	.000	Nicholls State	5-0	1.000	Valparaiso	0-1	.000
East Tennessee State	0-1	.000	Northwestern	1-0	1.000	Vanderbilt	10-8	.556
Eastern Kentucky	1-0	1.000	Northwestern State	1-1	.500	Virginia Tech	1-1	.500
Fairfield	1-0	1.000	North Alabama	1-0	1.000	Washington	0-1	.000
Fairleigh Dickinson	1-0	1.000	North Carolina	0-1	.000	Washington State	0-2	.000
Florida	8-8	.500	North Carolina A&T	1-0	1.000	West Virginia	0-1	.000
Florida A&M	2-0	1.000	Oklahoma	1-0	1.000	Western Kentucky	3-1	.750
Florida Atlantic	0-1	.000	Ole Miss	20-7	.740	Winthrop	0-1	.000
Florida State	1-1	.500	Old Dominion	1-0	1.000	Wright State	1-0	1.000
George Mason	1-1	.500	Oregon	1-0	1.000	Xavier	3-1	.750
Georgia	9-7	.563	Pittsburgh	1-0	1.000	Totals	272-154	.638
Georgia State	2-0	1.000	Richmond	2-2	.500			

RICK STANSBURY'S MSU CAREER RECORD AS AN ASSISTANT COACH

Season	W-L	Pct	Postseason	SEC Highlights
1990-91	20-9	.690	NCAA tourney/1st round	T-1st SEC /13-5
1991-92	15-13	.536		
1992-93	13-16	.448		
1993-94	18-11	.621	NIT/1st round	3rd in West/9-7
1994-95	22-8	.733	NCAA Sweet 16	T-1st in West/12-4
1995-96	26-8	.765	NCAA Final Four	1st in West; won SEC tourney
1996-97	12-18	.400		
1997-98	15-15	.500		
8-yr totals	141-98	.590	3 NCAA, 1 NIT; 1 SEC trny title; 3 reg. season titles	

RICK STANSBURY'S MSU CAREER RECORD AS A HEAD COACH AT MSU

Season	W-L/Pct	SEC	Postseason	SEC Highlights
1998-99	20-13/.606	8-8	NIT/1st round	Semis of SEC tourney
1999-00	14-16/.467	5-11		
2000-01	18-13/.581	7-9	NIT/Quarters	
2001-02	27-8/.771	10-6	NCAA/2nd round	2nd in West; Won SEC tourney
2002-03	21-10/.677	9-7	NCAA/1st round	1st in West/Finals of SEC tourney
2003-04	26-4/.867	14-2	NCAA/2nd round	Overall SEC champions
2004-05	23-11/.676	9-7	NCAA/2nd round	4th-straight SEC winning season
2005-06	15-15/.500	5-11		
2006-07	21-14/.600	8-8	NIT/semifinals	1st in West/Semis of SEC tourney
2007-08	23-11/.676	12-4	NCAA/2nd round	Semis of SEC tourney
2008-09	23-13/.639	9-7	NCAA/1st round	Won SEC tourney
2009-10	24-12/.667	9-7	NIT/2nd round	1st in West/Finals of SEC tourney
2010-11	17-14/.548	9-7		
13-yr totals	272-154/.638	114-94	6 NCAA; 4 NIT; 1 SEC overall; 5 West; 2 SEC trneys	

RICK STANSBURY'S CAREER RECORD AT MSU

21-yr MSU totals 413-252 .621 9 NCAA; 5 NIT; 2 SEC; 7 West/ 3 SEC trny titles

MSU COACHING LEADERS

Overall Coaching Wins

1. Rick Stansbury 272-154
2. Richard Williams..... 191-163
3. Babe McCarthy..... 169-85
4. E.C. Hayes 124-54
5. Kermit Davis 91-91

Overall Winning Percentage

1. E.C. Hayes697 (124-54)
2. Bernie Bierman..... .674 (31-15)
3. Ron Greene667 (18-9)
4. Babe McCarthy..... .665 (169-85)
5. Rick Stansbury638 (272-154)

Overall Games Coached

1. Rick Stansbury 426
2. Richard Williams..... 354
3. Babe McCarthy..... 254
4. Kermit Davis 182
5. E.C. haeyes 178

SEC Coaching Wins

1. Rick Stansbury 114-94
2. Richard Williams..... 89-113
3. Babe McCarthy..... 88-54

SEC Winning Percentage

1. Ron Greene722 (13-5)
2. Babe McCarthy..... .620 (88-54)
3. Rick Stansbury548 (114-94)

MSU ASSISTANT COACHES



PHIL CUNNINGHAM

12th Season
Campbellsville, 1990

One of the top all-around assistant coaching talents in all of collegiate basketball, Phil Cunningham begins his 12th season on Rick Stansbury's staff. He continues his association with MSU's 14th-year head coach after the two previously served under Richard Williams during the 1991-92 campaign.

During his second stint at MSU, Cunningham has taken on primary responsibilities in the areas of recruiting, player development with the Bulldog guards, scouting and on-floor coaching duties. The Bulldogs' last 12 recruiting classes have all been nationally recognized due largely in part to his relentless recruiting style, tremendous work ethic, and an eye for talent.

On the court, Cunningham's daily contributions to the Bulldog basketball program have resulted in MSU's recent string of six NCAA Tournament appearances out of the last 10 years.

He has also played a significant role in Mississippi State's recent run of four-consecutive championship seasons, in addition to outright Southeastern Conference basketball championship in 2003-04 along with five SEC Western Division crowns over the past eight seasons.

The streak began in 2002 with MSU claiming the SEC Tournament title en route to winning a school-record 27 contests. With Cunningham on board, the Bulldogs have averaged 21 wins per year since the 2000-01 season, including the team's record-breaking 26-4 campaign (14-2 in SEC



MARCUS GRANT

8th Season
Mississippi State, 1995

One of the most versatile players and highly regarded student-athletes in Mississippi State's recent basketball history, Marcus Grant begins his eighth season working under Rick Stansbury.

Now in his sixth season in an expanded role as an assistant coach, Grant is charged with primary responsibilities in the wide-ranging areas of scouting preparation, on-floor game-day coaching and recruiting. Grant spent his first two seasons back at his alma mater serving as the staff's coordinator of men's basketball operations.

Grant spent the better part of a decade starring in Finland as a perennial all-league standout in the Finnish Basketball Association since his graduation from MSU in 1995. Most recently on the court, the former three-time Eurobasket All-Finnish League Import Player of the Year averaged 16.5 points, 6.8 rebounds, 4.0 assists and 2.0 steals per game in leading the Kouvolan Kouvot club to the 2003-04 Finnish League championship. The previous season as a member of the Honka Espoo contingent, Grant averaged 20.9 points, 6.9 rebounds, 3.7 assists and 1.8 steals per contest in pacing the Playboys to the Finnish team title as the league's best import player of 2002-03.

Prior to helping lead two different clubs to the Finnish League championship in 2003-04 and 2002-03, Grant played three consecutive seasons (2000-02) with the Namika Lahti squad. In his first season with the club, he averaged 19.5 points, 11.5 rebounds, 3.4 assists and 2.3 steals per outing in leading Namika Lahti to the 1999-2000 Finnish League crown. Individually, Grant received his first of three Eurobasket All-Finnish League Import Player of the Year honors, in addition to being named to the 1999-2000 Eurobasket All-Finnish League First Team and All-Defensive Team. In subsequent seasons with Namika Lahti, he averaged 23.9 points and 8.6 rebounds in 2000-01 and then averaged 19.3 points and 9.0 rebounds per game the following year to help pace the team to the championship finals of the Finnish League.

PERSONAL BACKGROUND

Birthdate: November 21, 1973
Birthplace: Macon, GA
Wife: Angie
Children: Marcus, Kayla and Kendra

EDUCATION

High School: Macon Central, 1991
College: Mississippi State, 1995

PRO PLAYING EXPERIENCE

1995-96: Atlanta (USBL) & Black Hills (IBA)
1996-97: Kouvo (Finland)
1997-98: Nokia (Finland); Atlanta (USBL) & Black Hills (IBA)
1998-99: Oliveirens Simoldes (Port.)
1999-02: Namika Lahti (Finland)
2002-03: Honka Espoo (Finland)
2003-04: Kouvolan Kouvot (Finland)

COACHING EXPERIENCE

2004-06: MSU, coord. of operations
2006-present: Assistant at MSU

2000 Eurobasket All-Finnish League First Team and All-Defensive Team. In subsequent seasons with Namika Lahti, he averaged 23.9 points and 8.6 rebounds in 2000-01 and then averaged 19.3 points and 9.0 rebounds per game the following year to help pace the team to the championship finals of the Finnish League.

Having also played professionally on the international level in Germany (2003), Portugal (1998) and France (1996) within the past decade, Grant's professional playing career began in 1995 as a member of the Atlanta Trojans of the United States Basketball League. While averaging 18.5 points and 3.3 rebounds per contest in being named to the USBL's 1995 All-Rookie Team, Grant helped lead the Trojans to a runner-up finish for the league championship. Upon participating in the Dallas Mavericks rookie/free agent camp in the fall of 1995, he went on to average 15.1 points and 4.4 assists per game in helping pace the Black Hills (S.D.) Posse to the inaugural championship series of the International Basketball Association (IBA).

FORMER MSU STANDOUT

A former standout at Macon (Ga.) Central High School, Grant developed into a three-year starter and two-time team co-captain for coach Richard Williams' Bulldogs, totaling 970 points (9.2 ppg), 384 rebounds (3.7 rpg) and 278 assists (2.6 apg) in 105 career collegiate contests.

A three-time member of the SEC Academic Honor Roll with a bachelor's degree in communication, Grant garnered third-team all-SEC honors as a senior after averaging 10.4 points, 4.3 rebounds and 3.3 assists per outing in helping lead the 22-8 Bulldogs to the co-championship of the league's Western Division and an appearance in the 1995 NCAA Sweet 16. That year he was ranked runner-up for the team lead with 98 assists and 29 blocks, while rating as the team's No. 3 scorer behind fellow All-SEC performers Darryl Wilson and Erick Dampier. Along with having capped his productive State playing stint by receiving the team's prestigious Babe McCarthy Memorial Award for his all-around contributions to the Bulldog basketball program, Grant also was chosen MSU's Best Defensive Player as a junior and the club's Most Improved Player during his sophomore campaign.

Grant, 38, is married to the former Angie Rice of Starkville, Miss. They are the proud parents of one son, Marcus II, 9, and a daughter, Kayla, 6. Grant also has a daughter, Kendra, 20.

PERSONAL BACKGROUND

Birthdate: October 17, 1966
Birthplace: Paducah, KY
Children: Shelby

EDUCATION

High School: Taylor County, 1985
College: Campbellsville Co., 1990
Graduate School: Miss. State, 1992

COACHING EXPERIENCE

1990-91: Assistant at Campbellsville
1991-92: Grad. asst. at Miss. State
1992-95: Head coach at Sue Bennett
1995-97: Assistant at James Madison
1997-98: Assistant at Georgia State
1998-00: Associate head coach at Georgia State
2000-present: Assistant at MSU

play) during the 2003-04 season.

For his yearly recruiting and coaching accomplishments, Cunningham has been tabbed by Rivals.com as one of the nation's top 25 assistant coaches, while also being recognized by The Hoop Scoop.

Having earned his master's degree in physical education with an emphasis in sports administration from MSU while serving as a graduate assistant coach, Cunningham returned Starkville in 2000 after spending the previous three seasons on Charles "Lefty" Driesell's staff at Georgia State, the last two as GSU's associate head coach.

Cunningham was instrumental in helping transform the Panthers into what developed into one of the winningest basketball programs in the Atlantic Sun Conference. His recruiting efforts at Georgia State proved pivotal in the Panthers landing successive conference player of the year recipients Thomas Terrell and Shernard Long.

Prior to rejoining Driesell at Georgia State in 1997, Cunningham spent the 1995-96 and 1996-97 seasons as an assistant coach on the staff of the 'Lefthander' at James Madison University in Harrisonburg, Va. Cunningham's 14-year stint as an NCAA Division I assistant coach was preceded by a three-year stay as head basketball coach at Sue Bennett College in London, Ky.

Taking over a former junior college program making the jump to four-year competition in the NAIA, he paced SBC to 48 victories during his three seasons at the Dragon helm, including postseason tournament appearances during each of the school's first two years of postseason eligibility status.

SON OF COACHING ICON


A native of Campbellsville, Ky., and the son of the late Lou Cunningham - long-time coach at Campbellsville (Ky.) College (now Campbellsville University) - Cunningham spent the 1990-91 campaign as an assistant coach on his father's staff, helping lead the Tigers to the District 32 championship and an appearance in the NAIA Tournament. Like Stansbury, Cunningham earned his bachelor's degree in business administration from Campbellsville. Also a native Kentuckian, Stansbury graduated from the school in 1982.

Cunningham played his first two years of college basketball at NCAA Division II powerhouse Kentucky Wesleyan College, where he was a member of the 1986-87 national championship team. Citing a desire to play for his highly-respected father, Cunningham subsequently transferred to Campbellsville College, where he finished his career ranked among the school's all-time leaders in career assists.

During his prep athletic career at Taylor County High School in Campbellsville, Ky., Cunningham was an all-state honorable mention backcourt performer in addition to excelling on the diamond as a standout shortstop.

Cunningham, 45, has one daughter, Shelby, 11.

MSU ASSISTANT COACHES



GEORGE BROOKS

2nd Season
Mississippi State, 1997

Following a successful 12-year stint at the junior college ranks where he guided his team to numerous titles, George Brooks is now in his second year at Mississippi State.

Brooks, 38, needed little introduction to the MSU family upon his arrival, as he played for the Bulldogs from 1992-94 before earning his degree in 1997.

He was also a student-assistant under Richard Williams in 1996 when MSU advanced to the Final Four.

Brooks' main responsibilities at MSU is working with forwards, assisting with scouting reports and all aspects of recruiting.

A native of Lafayette, Ala., Brooks came to Mississippi State following a stellar prep career at Lafayette High School under coach John T. Woody.

A three-year starter, he was instrumental in guiding his team to a three-year composite record of 64-20, while leading his team to the Alabama Class 3A title in 1989 as a sophomore.

The All-State performer was also a three-time Opelika-Auburn

PERSONAL BACKGROUND

Birthdate: June 20, 1973
Birthplace: Langdale, AL

EDUCATION

High School: Lafayette HS, 1992
College: Mississippi State, 1997

COACHING EXPERIENCE

1995-96: Student asst., Mississippi St.
1997-99: Assistant, Meridian CC
1999-2010: Head coach, Meridian CC
2010-Present: Assistant at MSU

News All-Area and Valley Times News All-Valley basketball honoree.

As a senior, he averaged 16 points, 14 rebounds, seven blocked shots and three assists en route to being named to the Birmingham Post-Herald's "Ten Most Wanted List."

Yet, he wasn't just a one-sport standout, as he was also a three-time All-State tight end in football. But when it came time to choose which sport to play in college, his heart led him to the basketball court.

From 1992-94, Brooks appeared in 67 games as a reserve backup. During that time, he was a teammate with current MSU assistant Marcus Grant.

But following the 1994 campaign, Brooks decided to transfer to West Georgia for his final season of eligibility, where he played for Braves coach Ed Murphy.

In his one season at West Georgia, Brooks started 22 of the 25 games he participated.

He averaged 6.5 points and scored in double-digits six times, while averaging 5.6 rebounds an outing.

He totaled a career-high of 13 points on three occasions, while his best outing on the boards was 11 rebounds.

Following his stint at West Georgia, it was at that point he returned to Mississippi State as a student-assistant coach for one season.

HEAD COACH AT MERIDIAN CC

Then the call came from Meridian Community College, where he spent his first year as an assistant.

But after just two seasons, he was promoted to head coach, where he spent 11 years overseeing the Eagles' program.

During his tenure, Brooks led Meridian to numerous Mississippi-Louisiana Conference titles and berths to the NJCAA Region 23 tournaments.

He was also instrumental in seeing more than 20 of his players sign with NCAA programs, including Jamal Edmondson who played at MSU from 2005-06.

In addition, he also coached two standouts that went on to enjoy NBA careers — Jamario Moon and Ronald Murray.

At Mississippi State, he's helped developed forwards Renardo Sidney, Arnett Moultrie and Wendell Lewis.

From a recruiting standpoint, he was instrumental in the Bulldogs landing the highly-touted Rodney Hood, considered one of the top players in Mississippi his senior season.

Brooks is the proud father of two sons, Garrison, 11, Justin, 10, and two daughters, Katelyn 4 and Karrie, 2.



TALVIS FRANKLIN

5th Season
Mississippi State, 2007

No stranger to the Bulldog basketball family, Talvis Franklin begins his fourth season as Mississippi State's coordinator of men's basketball operations after serving the past five seasons as a student manager for MSU coach Rick Stansbury.

Along with continuing his role of overseeing the team's student managers and the maintenance of the Bulldogs' athletic equipment, Franklin also handles film exchange responsibilities as well as assisting with the club's travel arrangements.

As an integral member of Mississippi State's basketball program for the five previous seasons, Franklin was a part of the Bulldogs' 2003-04 SEC championship season, as well as being affiliated with SEC Western Division title teams in 2006-07 and 2007-08 and during the 2002-03 and 2003-04 campaigns. He also made three consecutive trips to the NCAA Tournament (2003-05) with the team, along with the run two years ago that ended with a

PERSONAL BACKGROUND

Birthdate: January 3, 1974
Birthplace: Amory, GA
Children: Talvis and Akase'

EDUCATION

High School: Shannon HS, 1992
College: Mississippi State, 2007

COACHING EXPERIENCE

2007-present: Director of Operations

setback to Washington in Portland, Org., following the Bulldogs run to the SEC Tournament crown.

Outside of his duties, the Tupelo native has worked with Mississippi State's summer basketball camps for the past seven years. In addition, Franklin has coached summer league basketball and held individual youth workouts in his hometown of Plantersville for the past few years.

Franklin recently acquired his bachelor's degree in teaching/coaching from Mississippi State, and he is now pursuing a master's degree in education.

A 1992 graduate of Shannon High School as the class salutatorian, Franklin also participated in basketball and football during his prep playing days.

Franklin, 37, is the proud father of one son, Talvis, 19, and one daughter, Akase', 9.

MSU SUPPORT STAFF



GREGG ELLIS

ASSISTANT MEDIA RELATIONS DIRECTOR

In his fourth year promoting the daily publicity of Mississippi State's nationally recognized men's basketball program is Gregg Ellis.

While it is his third season working at MSU, he certainly is no stranger to the athletic department.

For 10 years prior to his arrival to MSU, Ellis was an award-winning sportswriter and columnist at the Daily Journal in Tupelo, Miss., where he spent his final seven years as the Bulldogs' beatwriter.

During his time at the Journal, he covered four of Rick Stansbury's teams that won the Western Division crown as well as the 2004 squad that captured the overall SEC title.

His tour of duty with MSU also saw him cover such events as the historical hiring of Sylvester Croom and the Bulldogs' 2007 College Baseball World Series appearance.

Yet, his professional roots originated with media relations. After finishing at Ole Miss in 1994, he joined the public relations department of the Indianapolis Colts, where he worked with the likes of NFL standouts Marshall Faulk, Peyton Manning, Jim Harbough and Marvin Harrison.

After his time with the Colts, Ellis spent two years at the Indianapolis Star before returning to Mississippi to continue his journalism career. While in Tupelo, he won awards for his columns, game stories and features, and three times he was voted the newspaper's favorite sportswriter by the readers. In May of 2008, he received his highest honor when he was named the Mississippi Sportswriter of the Year by the National Sportscasters and Sportswriters Association.

A native of Lambert, Miss., Ellis, 41, is married to the former Celeste Nelson of Chattanooga, Tenn. They are the parents of Zach, 14, and Hannah, 12.



SCOTT JOHNSON

ASSISTANT ATHLETIC TRAINER

Having joined Mississippi State in August 2002, Scott Johnson begins his 10th season as the primary athletic trainer for the Bulldogs and has been associated with five NCAA Tournament teams during his Starkville stint.

Charged primarily with the day-to-day medical requirements of the Bulldog basketball team, Johnson also attends to the needs of the golf teams.

With more than a decade's worth of experience in the sports medicine field, Johnson previously served a four-year stint as an assistant athletic trainer at McNeese State University in Lake Charles, La. Working primarily with the men's basketball team, Johnson was affiliated with the Cowboys' back-to-back Southland Conference titles and consecutive postseason tournament appearances, including a first-round NCAA Tournament meeting with MSU in 2002. All total, he has been involved with seven NCAA Tournament basketball teams.

While earning his master's degree in secondary education from the University of Tennessee at Chattanooga, Johnson spent three seasons (1995-98) as a graduate assistant athletic trainer for the Mocs. He also served as the head athletic trainer for the men's basketball team that advanced to the NCAA Sweet 16.

A native of Jacksonville, Fla., Johnson earned his bachelor's degree in athletic training in 1995 from West Alabama. While at West Alabama, Johnson served as the head student athletic trainer for the Tigers' baseball and men's basketball teams.

A certified athletic trainer and a member of the National Athletic Trainers' Association, Johnson, 39, is married to the former Rindy Zeringue, who was an All-Southland Conference high jumper at McNeese State.



LYNDA MOORE

ACADEMIC COUNSELOR

Beginning her 11th season at Mississippi State, Lynda Moore helps monitor the day-to-day academic requirements of the basketball players.

Having been associated with six NCAA Tournament teams at MSU, Moore has been instrumental in State's recent success in the classroom. With 33 total SEC Academic Honor Roll recipients over the last five seasons, the Bulldogs have graduated a total of 16 student-athletes since May 2004.

Along with her work with men's basketball at MSU, Moore also attends to the daily academic needs of State's women's golf, softball, and the men's and women's tennis teams.

Moore joined Ray Berryhill's academic staff at Mississippi State in January 2002 after working as an adult literacy instructor at Southeastern Technical College in Georgia.

Upon obtaining her bachelor's degree in English in 1997 from Stetson, Moore was a teaching assistant at Mississippi College during the 1997-98 and 1998-99 academic years. While at the Clinton-based school, she pursued graduate work on her master's degree in English. During the latter portion of her stay in the Jackson area, Moore also served on the women's softball coaching staff at Belhaven College during the 1998 and 1999 seasons. In addition to her coaching and recruiting duties with the Blazers, she served as the tutor coordinator for Belhaven's athletic department.

Born in Yazoo City, Miss., Moore is married to Staff Sergeant David Moore, who serves as a recruiter for the Army National Guard on the Mississippi State University campus. They are the parents of three sons – Ryan James, 12, Corey Ross, 11, Tanner Ray, 9, and a daughter, Lillie Brynn, 2.



RICHARD AKINS

ASSISTANT STRENGTH COACH

In his second tour of duty at his alma mater after previously serving a 22-year stint at Mississippi State, Richard Akins owns the task of preparing the Bulldog basketball team for the day-to-day rigors of the Southeastern Conference hardwood wars.

Akins, who also coordinates the strength and conditioning program of the Lady Bulldog basketball team, returned to MSU in a part-time capacity in 2005 after serving the prior two years as strength coach and assistant football coach at Heritage Academy in Columbus, Miss. In his first year at Heritage as coach of the squad's defensive linemen, Akins helped lead the 2003 Patriots to runner-up honors in the Academy AA state championship game.

During his previous association with MSU's strength and conditioning program, Akins accompanied the Bulldog basketball team to the 1996 NCAA Final Four and the NCAA Sweet Sixteen in 1995.

A native of Ethel, Miss., Akins first came to Mississippi State in 1975 following a two-year football career at Holmes Junior College. Upon completion of his undergraduate work at MSU in 1977, Akins entered the coaching profession at Grenada (Miss.) Junior High School. In 1979, he accepted a position on the football staff at Horn Lake (Miss.) High School. Four years later, Akins returned to his alma mater to begin a six-year stint as the supervisor of MSU's McArthur Hall athletic dormitory, where he was responsible for the daily management of the school's athletic student housing.

Having also earned his master's degree in physical education as well as completing a specialist's degree in administration at MSU, Akins, 56, is married to the former Cindy Strider of Grenada, Miss. They are the parents of one son, Ronnie, and one daughter, Beth.



MSU SUPPORT STAFF



Dr. Glenn Ellis
Sports Psychologist



Dr. Scott Jones
Team Physician



Dr. Rusty Linton
Team Physician



Dr. Mark Mabry
Team Physician



Drew Bernd
Graduate Manager



David Glass
Manager



Bryce Gomes
Graduate Manager



Ben Hurt
Manager



Nick Jordan
Manager



Jonathon Peak
Manager



Michael Powell
Student Trainer



Suzanne Cook
Admin. Secretary

2011-12 MSU BASKETBALL ROAD HEADQUARTERS

Nov. 17 & 18 AT 2K SPORTS CLASSIC
The Carlton Hotel
88 Madison Avenue
New York, NY 10016
Phone: (212) 532-4100



DEC. 17 AT DETROIT
Detroit Marriott Southfield
27033 Northwestern Highway
Southfield, MI 48034
Phone: (248) 356-7400



DEC. 22 vs. NORTHWESTERN STATE
Marriott Jackson
200 East Amite Street
Jackson, MS
Phone: (601) 969-5100



DEC. 28 vs. BAYLOR
Victory Hotel
2440 Victory Park Lane
Dallas, TX
Phone: (214) 397-4100

JAN. 7 AT ARKANSAS
Clarion Inn
1255 S. Shiloh Drive
Fayetteville, AR 72701
Phone: (479) 521-1166



JAN. 21 AT VANDERBILT
Loews Vanderbilt Hotel
2100 West End Avenue
Nashville, TN 37203
Phone: (615) 320-1700



JAN. 28 AT FLORIDA
Hilton Conference Center
1714 SE 34th Street
Gainesville, FL 37203
Phone: (352) 371-3600



FEB. 14 AT LSU
Baton Rouge Marriott
5500 Hilton Avenue
Baton Rouge, LA 70808
Phone: (225) 924-5000

FEB. 18 AT AUBURN
Auburn University Hotel
241 South College Street
Auburn, AL 36830
Phone: (334) 821-8200



FEB. 29 AT SOUTH CAROLINA
Columbia Marriott
1200 Hampton Street
Columbia, SC 28201
Phone: (803) 771-7000



MARCH 2 AT ARKANSAS
Clarion Inn
1255 S. Shiloh Drive
Fayetteville, AR 72701
Phone: (479) 521-1166



MARCH 8-11 SEC TOURNAMENT
New Orleans Marriott Metairie
3838 N. Causeway Boulevard
Metairie, LA 70002
Phone: (504) 836-5253



MISSISSIPPI STATE ADMINISTRATION

MISSISSIPPI STATE PRESIDENT DR. MARK E. KEENUM

MISSISSIPPI STATE, 1984



Dr. Mark E. Keenum became Mississippi State's 19th president Jan. 5, 2009, following a distinguished public service career.

After completing his bachelor's and master's degrees in agricultural economics at Mississippi State, Dr. Keenum joined the university faculty in 1984 as a marketing specialist with the Mississippi Cooperative Extension Service.

Two years later, he accepted a position as a research associate with the Mississippi Agricultural and Forestry Experiment Station at MSU.

He continued his education at the university, in 1988 receiving a doctorate in

agricultural economics, and he joined the faculty of that department as an assistant professor/economist. During his professional tenure at Mississippi State, his primary research and extension work focused on the marketing and economics of aquaculture, specialty crops and forestry. He continued his faculty ties at the university from 1997-2006 as an adjunct professor, teaching an annual course on agricultural legislative policy.

Prior to being named president of Mississippi State in November 2008, Dr. Keenum served as Under Secretary of the U.S. Department of Agriculture for two years, where he provided leadership and oversight for the Farm Service Agency, the Risk Management Agency and the Foreign Agricultural Service. The mission area, comprised of the three agencies, had a total operating budget of \$1.7 billion and approximately \$40 billion in program authority. The three

agencies employed more than 16,500 people at more than 2,300 offices nationwide and 98 locations around the globe.

In 1989, Dr. Keenum joined the Washington, D.C., staff of U.S. Senator Thad Cochran as Legislative Assistant for Agriculture and Natural Resources. As Sen. Cochran's adviser on agricultural affairs, he worked on numerous issues important to U.S. agriculture, including the 1990, 1996, and 2002 Farm Bills. From 1996-2006, he served as Chief of Staff for Sen. Cochran. In this role, Dr. Keenum was the chief adviser to the senator on political, legislative and appropriations issues.

He also was responsible for managing all administrative and legislative functions of Sen. Cochran's Washington, D.C., office and three Mississippi offices, including direct oversight of the U.S. Senate Committee on Agriculture, Nutrition, and Forestry and the U.S. Senate Committee on Appropriations.

Dr. Keenum and his wife Rhonda have four children.



MSU DIRECTOR OF ATHLETICS SCOTT STRICKLIN

MISSISSIPPI STATE, 1992



Using more than two decades of intercollegiate experience in communications, fundraising and marketing, Scott Stricklin has continued to build upon the momentum of the Mississippi State fan base over his first year as the director of athletics.

From his first day on the job as Mississippi State's Athletic Director in May 2010, Stricklin, using the department's foundations of focusing on student-athletes, possessing great integrity and aggressively promoting Mississippi State, has overseen a year in which the Bulldogs enjoyed both on and off the field successes.

The 2010 Bulldog football team compiled nine victories including the second-consecutive Egg Bowl win and a rout over Michigan in the Gator Bowl, while men's tennis team claimed the Southeastern Conference Western Division title.

Bulldog student-athletes again excelled in the NCAA's Academic Progress Rate, with all 16 sports far exceeding the minimum standard and 15 of 16 squads improving upon their previous year total.

Stricklin has overseen planning for new facilities including the Mize Pavilion at Humphrey Coliseum, a new football practice and training complex as well as future expansion and upgrades to Scott Field.

Recently, The Bulldog Club announced the most ambitious fundraising drive in the athletic department's history – an initiative called "Today, Tomorrow, Forever. –to generate funding for new construction and upgrades to existing facilities.

A 1992 graduate of Mississippi State, the Jackson, Miss., native's resume is highlighted by 23 years of experience on the collegiate level in various capacities at five different universities.

Prior to his current position, he served as Senior Associate Athletics Director for External Affairs, overseeing fundraising, football and men's basketball scheduling, managing MSU's all-sport agreement with Adidas, facility planning, and serving as the administrative sport liaison for men's basketball and softball.

Prior to graduating from State, Stricklin's stint in the MSU media relations office included three seasons (1990-92) as the media contact for the nationally-renown baseball program. Upon graduation, he was named assistant media relations director.

He continued his climb up the ladder of success with stops at Auburn, Tulane and Baylor. In 2003, Stricklin returned to the Southeastern Conference at Kentucky and spent five seasons as the Associate AD for Media Relations, where he oversaw the day-to-day publicity of the tradition-rich Wildcat basketball program. It was his last stop before returning to Mississippi State in the spring of 2008.

Stricklin, 41, is married to the former Anne Howell, the youngest daughter of Basketball Hall of Fame member Bailey Howell. The couple has two daughters, Abby and Sophie.



100 Years Of Bulldog Basketball



2011-12 MSU OPPONENTS

EASTERN KENTUCKY

N 7 • Starkville
2K Sports Classic

Team Information

Location: Richmond, Ky.
Enrollment: 16,515
Nickname: Colonels
Colors: Maroon and White
Arena: McBrayer Arena (6,500)

Meet the Colonels

Head Coach: Jeff Neubauer
Record at EKU: 102-86 (6)
Overall Record: 102-86 (6)
2010-11 Record: 15-16
2010-11 Conference Record: 9-9
Letterwinners Returning/lost: 9/4
Starters Returning/Lost: 2/3
Series: MSU leads, 3-0

Media Relations

MBB Contact: Steve Fohl
(O): 859-622-1253
(E): steve.fohl@eku.edu
Website: www.ekusports.com

AKRON

N 9 • Starkville (ESPNU)
2K Sports Classic

Team Information

Location: Akron, Ohio
Enrollment: 27,911
Nickname: Zips
Colors: Blue and Gold
Arena: James A. Rhodes Arena (5,500)

Meet the Zips

Head Coach: Kelith Dambrot
Record at Akron: 162-75 (7)
Overall Record: 270-145 (13)
2010-11 Record: 23-13
2010-11 Conference Record: 9-7
Letterwinners Returning/lost: 8/5
Starters Returning/Lost: 3/2
Series: Akron leads, 1-0

Media Relations

MBB Contact: Dallas Moyer
(O): 330-972-6292
(E): dm60@uakron.edu
Website: www.gozipt.com

SOUTH ALABAMA

N 12 • Starkville

Team Information

Location: Mobile, Ala.
Enrollment: 15,009
Nickname: Jaguars
Colors: Blue, Red and White
Arena: Mitchell Center (10,000)

Meet the Jaguars

Head Coach: Ronnie Arrow
Record at S. Alabama: 189-144 (12)
Overall Record: 323-235 (20)
2010-11 Record: 12-16
2010-11 Conference Record: 6-10
Letterwinners Returning/lost: 6/8
Starters Returning/Lost: 1/4
Series: MSU leads, 11-1

Media Relations

MBB Contact: Matt Horner
(O): 251-414-8184
(E): tmhorne@usouthal.edu
Website: www.usajaguars.com

TEXAS A&M

N 17 • New York City (ESPN2)
2K Classic

Team Information

Location: College Station, Texas
Enrollment: 49,129
Nickname: Aggies
Colors: Maroon and White
Arena: Reed Arena (12,989)

Meet the Aggies

Head Coach: Billy Kennedy
Record at Texas A&M: First year
Overall Record: 211-179 (14)
2010-11 Record: 24-9
2010-11 Conference Record: 10-6
Letterwinners Returning/lost: 10/5
Starters Returning/Lost: 3/2
Series: Tied, 1-1

Media Relations

MBB Contact: Matt Simon
(O): 979-862-5451
(E): matts@athletics.tamu.edu
Website: www.aggieathletics.com

ST. JOHN'S

N 18 • New York City (ESPN2)
2K Sports Classic

Team Information

Location: Queens, N.Y.
Enrollment: 21,354
Nickname: Red Storm
Colors: Red and White
Arena: Madison Square Garden (19,786)

Meet the Red Storm

Head Coach: Steve Lavin
Record at St. John's: 21-12 (1)
Overall Record: 166-90 (8)
2010-11 Record: 21-12
2010-11 Conference Record: 12-6
Letterwinners Returning/lost: 1/12
Starters Returning/Lost: 0/5
Series: First meeting

Media Relations

MBB Contact: Matt Fratto
(O): 718-990-6897
(E): frattom@stjohns.edu
Website: www.redstormsports.com

ARIZONA

N 18 • New York City (ESPN2)
2K Sports Classic

Team Information

Location: Tucson, Ariz.
Enrollment: 38,800
Nickname: Wildcats
Colors: Cardinal and Navy
Arena: McKale Center (14,545)

Meet the Wildcats

Head Coach: Sean Miller
Record at Arizona: 46-23 (2)
Overall Record: 166-70 (7)
2010-11 Record: 30-8
2010-11 Conference Record: 14-4
Letterwinners Returning/lost: 11/4
Starters Returning/Lost: 3/2
Series: Arizona leads, 1-2

Media Relations

MBB Contact: Richard Paige
(O): 520-621-4163
(E): rpaige@email.arizona.edu
Website: www.arizonawildcats.net

LOUISIANA-MONROE

N 21 • Starkville

Team Information

Location: Monroe, La.
Enrollment: 8,858
Nickname: Warhawks
Colors: Maroon and Gold
Arena: Fant-Ewing Coliseum (7,000)

Meet the Warhawks

Head Coach: Keith Richard
Record at ULM: 7-24 (1)
Overall Record: 157-141 (10)
2010-11 Record: 7-24
2010-11 Conference Record: 2-14
Letterwinners Returning/lost: 9/3
Starters Returning/Lost: 3/2
Series: MSU leads, 12-2

Media Relations

MBB Contact: Jeremy Stevens
(O): 318-342-5462
(E): jstevens@ulm.edu
Website: www.ulmwarhawks.com

TENNESSEE-MARTIN

N 25 • Starkville

Team Information

Location: Martin, Tenn.
Enrollment: 7,913
Nickname: Skyhawks
Colors: Navy Blue and Orange
Arena: Elam Center (5,000)

Meet the Skyhawks

Head Coach: Jason James
Record at UT-Martin: 16-46 (2)
Overall Record: Same
2010-11 Record: 12-21
2010-11 Conference Record: 6-12
Letterwinners Returning/lost: 7/6
Starters Returning/Lost: 3/2
Series: MSU leads, 6-1

Media Relations

MBB Contact: Ryne Rickman
(O): 731-881-7632
(E): rrickman@utm.edu
Website: www.utmsports.com

NORTH TEXAS

N 27 • Starkville

Team Information

Location: Denton, Texas
Enrollment: 36,206
Nickname: Mean Green
Colors: Green and White
Arena: The Super Pit (10,500)

Meet the Mean Green

Head Coach: Johnny Jones
Record at North Texas: 35-29 (2)
Overall Record: 158-72 (7)
2010-11 Record: 22-11
2010-11 Conference Record: 8-8
Letterwinners Returning/lost: 5/8
Starters Returning/Lost: 1/4
Series: MSU leads, 1-0

Media Relations

MBB Contact: Stephen Howard
(O): 940-369-8548
(E): stephen.howard@unt.edu
Website: www.meangreensports.com

WEST VIRGINIA

D 3 • Starkville (ESPNU)

Team Information

Location: Morgantown, W.V.
Enrollment: 29,306
Nickname: Mountaineers
Colors: Old Gold and Blue
Arena: Rupp Arena (23,500)

Meet the Wildcats

Head Coach: Bob Huggins
Record at West Virginia: 101-42 (4)
Overall Record: 691-253 (29)
2010-11 Record: 21-12
2010-11 Conference Record: 11-7
Letterwinners Returning/lost: 3/6
Starters Returning/Lost: 2/3
Series: WVU leads, 1-0

Media Relations

MBB Contact: Bryan Messerly
(O): 304-293-2821
(E): bryan.messerly@mail.wvu.edu
Website: www.msnsportsnet.com

TROY

D 10 • Starkville (FSN)

Team Information

Location: Troy, Ala.
Enrollment: 30,564
Nickname: Trojans
Colors: Cardinal, Silver and Black
Arena: Sartain Hall (4,000)

Meet the Trojans

Head Coach: Don Maestri
Record at Troy: 485-357 (30)
Overall Record: Same
2010-11 Record: 8-21
2010-11 Conference Record: 6-10
Letterwinners Returning/lost: 3/8
Starters Returning/Lost: 2/3
Series: MSU leads, 8-0

Media Relations

MBB Contact: Matt Mays
(O): 334-670-5655
(E): mtmays@troy.edu
Website: www.troytrojans.com

FLORIDA ATLANTIC

D 13 • Starkville (CSS)

Team Information

Location: Boca Raton, Fla.
Enrollment: 26,000
Nickname: Owls
Colors: Blue and Red
Arena: Fau Arena (5,000)

Meet the Owls

Head Coach: Mike Jarvis
Record at Florida Atlantic: 42-53 (3)
Overall Record: 360-255 (22)
2010-11 Record: 21-11
2010-11 Conference Record: 13-3
Letterwinners Returning/lost: 9/2
Starters Returning/Lost: 4/1
Series: FAU leads, 1-0

Media Relations

MBB Contact: Justin Johnson
(O): 561-302-0461
(E): jjohn218@fau.edu
Website: www.fausports.com

2011-12 MSU OPPONENTS

100 Years Of Bulldog Basketball

DETROIT

D 17 • Detroit

Team Information

Location: Detroit, Mich.
Enrollment: 5,700
Nickname: Titans
Colors: Red, White and Blue
Arena: Calihan Hall (8,295)

Meet the Titans

Head Coach: Ray McCallum
Record at Detroit: 44-53 (3)
Overall Record: 214-202 (14)
2010-11 Record: 17-16
2010-11 Conference Record: 10-8
Letterwinners Returning/lost: 10-1
Starters Returning/Lost: 5/0
Series: Tied, 1-1

Media Relations

MBB Contact: Mitch Wigness
(O): 313-993-1745
(E): mitch.wigness@udmercy.edu
Website: www.detroittitans.com

NORTHWESTERN ST.

D 22 • Jackson

Team Information

Location: Natchitoches, La.
Enrollment: 9,247
Nickname: Demons
Colors: Purple, White and Orange
Arena: Prather Coliseum (3,400)

Meet the Demons

Head Coach: Mike McConathy
Record at NSU: 184-188 (12)
Overall Record: 536-333 (28)
2010-11 Record: 18-14
2010-11 Conference Record: 10-6
Letterwinners Returning/lost: 8/5
Starters Returning/Lost: 2/3
Series: MSU leads, 5-1

Media Relations

MBB Contact: Doug Ireland
(O): 318-357-6467
(E): ireland@nsula.edu
Website: www.nsudemons.com

BAYLOR

D 28 • Dallas (ESPN2)

Team Information

Location: Waco, Texas
Enrollment: 14,900
Nickname: Bears
Colors: Green and Gold
Arena: Ferrell Center (10,284)

Meet the Bears

Head Coach: Scott Drew
Record at Baylor: 127-116 (8)
Overall Record: 147-127 (9)
2010-11 Record: 18-13
2010-11 Conference Record: 7-9
Letterwinners Returning/lost: 9/4
Starters Returning/Lost: 4-1
Series: Baylor leads, 5-0

Media Relations

MBB Contact: Chris Yandle
(O): 254-710-3638
(E): tchristopher_yandle@baylor.edu
Website: www.baylorbears.com

UTAH STATE

D 31 • Starkville

Team Information

Location: Logan, Utah
Enrollment: 25,767
Nickname: Aggies
Colors: Navy Blue and White
Arena: Smith Spectrum (10,270)

Meet the Aggies

Head Coach: Stew Morrill
Record at Utah State: 324-103 (13)
Overall Record: 542-241 (25)
2010-11 Record: 20-14
2010-11 Conference Record: 7-9
Letterwinners Returning/lost: 6/5
Starters Returning/Lost: 3/2
Series: First Meeting

Media Relations

MBB Contact: Doug Hoffman
(O): 435-797-3714
(E): doug.hoffman@usu.edu
Website: www.utahstateaggies.com

ARKANSAS

J 7 • Fayetteville (CSS) M 4 • Starkville (FSN)

Team Information

Location: Fayetteville, Ark.
Enrollment: 23,199
Nickname: Razorbacks
Colors: Cardinal and White
Arena: Bud Walton Arena (19,200)

Meet the Razorbacks

Head Coach: Mike Anderson
Record at Arkansas: First year
Overall Record: 200-98 (10)
2010-11 Record: 18-13
2010-11 Conference Record: 7-9
Letterwinners Returning/lost: 7/6
Starters Returning/Lost: 1/4
Series: Arkansas leads, 27-24

Media Relations

MBB Contact: Phil Pierce
(O): 497-575-7430
(E): ppierce@uark.edu
Website: www.arkansasrazorbacks.com

TENNESSEE

J 12 • Starkville (ESPN or 2)

Team Information

Location: Knoxville, Tenn.
Enrollment: 27,523
Nickname: Volunteers
Colors: Orange and White
Arena: Thompson-Boling Arena (21,678)

Meet the Volunteers

Head Coach: Cuonzo Martin
Record at Tennessee: First year
Overall Record: 61-41 (3)
2010-11 Record: 19-15
2010-11 Conference Record: 8-8
Letterwinners Returning/lost: 6/5
Starters Returning/Lost: 1/4
Series: Tennessee leads, 75-40

Media Relations

MBB Contact: Tom Satkowiak
(O): 865-974-7501
(E): tomsid@tennessee.edu
Website: www.utsports.com

ALABAMA

J 14 • Starkville (SEC) F 25 • Tuscaloosa (ESPN or 2)

Team Information

Location: Tuscaloosa, Ala.
Enrollment: 30,232
Nickname: Crimson Tide
Colors: Crimson and White
Arena: Coleman Coliseum (15,383)

Meet the Crimson Tide

Head Coach: Anthony Grant
Record at Alabama: 42-27 (2)
Overall Record: 118-52 (5)
2010-11 Record: 25-12
2010-11 Conference Record: 12-4
Letterwinners Returning/lost: 6/6
Starters Returning/Lost: 2/3
Series: Alabama leads, 114-72

Media Relations

MBB Contact: Ty Patton
(O): 205-348-5401
(E): tpatton@ia.ua.edu
Website: www.rolltide.com

OLE MISS

J 7 • Oxford (CSS) M 4 • Starkville (ESPN or 2)

Team Information

Location: Oxford, Miss.
Enrollment: 20,824
Nickname: Rebels
Colors: Red and Blue
Arena: Tad Smith Coliseum (9,061)

Meet the Rebels

Head Coach: Andy Kennedy
Record at Ole Miss: 105-64 (5)
Overall Record: 126-77 (6)
2010-11 Record: 20-14
2010-11 Conference Record: 7-9
Letterwinners Returning/lost: 6/5
Starters Returning/Lost: 3/2
Series: MSU leads, 138-105

Media Relations

MBB Contact: Joey Jones
(O): 662-915-7526
(E): joeyj@olemiss.edu
Website: www.olemisssports.com

VANDERBILT

J 7 • Nashville (ESPN2)

Team Information

Location: Nashville, Tenn.
Enrollment: 6,738
Nickname: Commodores
Colors: Black and Gold
Arena: Memorial Gymnasium (14,316)

Meet the Commodores

Head Coach: Kevin Stallings
Record at Vanderbilt: 236-148 (12)
Overall Record: 359-211 (18)
2010-11 Record: 23-11
2010-11 Conference Record: 9-7
Letterwinners Returning/lost: 10/4
Starters Returning/Lost: 5/0
Series: Vanderbilt leads, 74-44

Media Relations

MBB Contact: Andy Boggs
(O): 615-343-1847
(E): andy.boggs@vanderbilt.edu
Website: www.vucommodores.com

LSU

J 7 • Starkville (SEC) F 14 • Baton Rouge (ESPNU)

Team Information

Location: Baton Rouge, La.
Enrollment: 28,771
Nickname: Tigers
Colors: Purple and Gold
Arena: Maravich Assembly Center (13,215)

Meet the Tigers

Head Coach: Trent Johnson
Record at LSU: 49-49 (3)
Overall Record: 208-170 (12)
2010-11 Record: 11-21
2010-11 Conference Record: 3-13
Letterwinners Returning/lost: 7/5
Starters Returning/Lost: 3/2
Series: LSU leads, 104-96

Media Relations

MBB Contact: Kent Lowe
(O): 225-578-8226
(E): clowe@lsu.edu
Website: www.lsusports.net

FLORIDA

J 28 • Gainesville (SEC)

Team Information

Location: Gainesville, Fla.
Enrollment: 50,844
Nickname: Gators
Colors: Orange and Blue
Arena: O'Connell Center (11,548)

Meet the Gators

Head Coach: Billy Donovan
Record at Florida: 360-147 (15)
Overall Record: 395-167 (17)
2010-11 Record: 29-8
2010-11 Conference Record: 13-3
Letterwinners Returning/lost: 7/5
Starters Returning/Lost: 2/3
Series: Florida leads, 57-49

Media Relations

MBB Contact: Denver Parler
(O): 353-373-6135, ext. 6135
(E): denverp@gators.ufl.edu
Website: www.gatorzone.com

AUBURN

F 4 • Starkville (SEC) F 18 • Auburn (FSN)

Team Information

Location: Auburn, Ala.
Enrollment: 25,078
Nickname: Tigers
Colors: Burnt Orange and Navy Blue
Arena: Auburn Arena (9,121)

Meet the Tigers

Head Coach: Tony Barbee
Record at Auburn: 11-20 (1)
Overall Record: 93-72 (5)
2010-11 Record: 11-20
2010-11 Conference Record: 4-12
Letterwinners Returning/lost: 11/3
Starters Returning/Lost: 5/1
Series: Auburn leads, 71-64

Media Relations

MBB Contact: Chuck Gallina
(O): 334-844-9800
(E): chuckg@auburn.edu
Website: www.auburntigers.com



2011-12 MSU OPPONENTS

GEORGIA

F 11 • Starkville (SEC)

Team Information

Location: Athens, Ga.
Enrollment: 34,677
Nickname: Bulldogs
Colors: Red and Black
Arena: Stegeman Coliseum (10,523)

Meet the Bulldogs

Head Coach: Mark Fox
Record at Georgia: 35-29 (2)
Overall Record: 158-72 (7)
2010-11 Record: 21-12
2010-11 Conference Record: 9-7
Letterwinners Returning/lost: 8/4
Starters Returning/Lost: 2/3
Series: MSU leads, 52-50

Media Relations

MBB Contact: Tim Hix
(O): 706-542-1621
(E): thix@sports.uga.edu
Website: www.georgiadogs.com

KENTUCKY

F 21 • Starkville (ESPN)

Team Information

Location: Lexington, Ky.
Enrollment: 28,000
Nickname: Wildcats
Colors: Blue and White
Arena: Rupp Arena (23,500)

Meet the Wildcats

Head Coach: John Calipari
Record at Kentucky: 64-12 (2)
Overall Record: 467-150 (18)
2010-11 Record: 29-9
2010-11 Conference Record: 10-6
Letterwinners Returning/lost: 7/3
Starters Returning/Lost: 3/3
Series: Kentucky leads, 87-20

Media Relations

MBB Contact: DeWayne Peevy
(O): 859-559-9399
(E): dewayne.peevy@uky.edu
Website: www.ukathletics.com

SOUTH CAROLINA

F 29 • Columbia (SEC)

Team Information

Location: Columbia, S.C.
Enrollment: 29,957
Nickname: Gamecocks
Colors: Garnet and Black
Arena: Colonial Life Arena (18,000)

Meet the Gamecocks

Head Coach: Darrin Horn
Record at USC: 50-42 (3)
Overall Record: 161-90 (8)
2010-11 Record: 14-16
2010-11 Conference Record: 5-11
Letterwinners Returning/lost: 7/4
Starters Returning/Lost: 4/1
Series: MSU leads, 15-8

Media Relations

MBB Contact: Emily Feeney-
(O): 803-777-7743
(E): efeeney@mailbox.usc.edu
Website: www.gamecocksonline.com

SEC

General Information

Location: Birmingham, Ala.
Commissioner: Mike Slive
Phone: 205-458-3000
Fax: 205-458-3031

Media Relations

MBB Contact: Craig Pinkerton
(O): 925-631-4402
(E): cpinkerton@sec.org
Website: www.secsports.com



100 Years Of Bulldog Basketball



SEC SERIES SCORES

ALABAMA (72-114)

1913:	MSU, 26-21	at Starkville	1947:	UA, 48-40	at Tuscaloosa	1985:	MSU, 74-70	at Starkville
	MSU, 21-16	at Starkville		UA, 56-42	at Tuscaloosa		MSU, 71-67	at Tuscaloosa
1914:	UA, 42-31	at Starkville		MSU, 37-34	at Starkville		MSU, 48-46	at Starkville
	UA, 42-26	at Starkville	1948:	MSU, 32-31	at Starkville		UA, 42-31	at Birmingham*
1915:	MSU, 35-28	at Starkville		UA, 55-47	at Tuscaloosa	1986:	UA, 71-62	ot at Starkville
	MSU, 33-21	at Starkville		UA, 50-45	at Tuscaloosa		UA, 72-54	at Tuscaloosa
	UA, 28-25	at Tuscaloosa	1949:	UA, 43-31	at Starkville		UA, 77-65	at Lexington*
	UA, 31-21	at Tuscaloosa		MSU, 47-44	at Starkville	1987:	UA, 64-49	at Tuscaloosa
1916:	UA, 26-12	at Tuscaloosa		UA, 58-38	at Tuscaloosa		UA, 76-55	at Starkville
	UA, 32-22	at Tuscaloosa	1950:	UA, 75-69	at Tuscaloosa	1988:	MSU, 59-56	at Starkville
	MSU, 28-21	at Starkville		UA, 63-61	at Starkville		UA, 61-48	at Tuscaloosa
	MSU, 37-23	at Starkville	1951:	UA, 70-58	at Tuscaloosa	1989:	UA, 97-80	at Tuscaloosa
1920:	MSU, 23-10	at Starkville		UA, 69-52	at Starkville		MSU, 61-57	ot at Starkville
1921:	MSU, 25-18	at Starkville	1952:	UA, 99-73	at Tuscaloosa	1990:	UA, 62-57	at Starkville
	MSU, 26-15	at Starkville		UA, 87-75	at Starkville		MSU, 86-74	at Tuscaloosa
	MSU, 23-16	at Tuscaloosa	1953:	UA, 83-78	at Tuscaloosa		UA, 59-44	at Orlando*
	MSU, 35-13	at Tuscaloosa		MSU, 46-42	at Starkville	1991:	MSU, 68-59	at Starkville
1922:	UA, 43-10	at Tuscaloosa	1954:	MSU, 81-64	at Tuscaloosa		UA, 97-72	at Tuscaloosa
	UA, 30-11	at Tuscaloosa		MSU, 85-56	at Starkville	1992:	UA, 78-64	at Starkville
1923:	MSU, 47-31	at Starkville	1955:	MSU, 80-63	at Tuscaloosa		UA, 79-69	at Tuscaloosa
1924:	MSU, 29-23	at Tuscaloosa		MSU, 67-40	at Starkville	1993:	MSU, 66-53	at Starkville
	UA, 45-28	at Starkville	1956:	UA, 77-72	ot at Tuscaloosa		UA, 92-80	at Tuscaloosa
1925:	UA, 36-28	at Tuscaloosa		MSU, 69-56	at Starkville	1994:	UA, 70-69	at Tuscaloosa
	UA, 33-26	at Starkville	1957:	MSU, 96-68	at Starkville		UA, 60-49	at Starkville
1926:	MSU, 34-21	at Starkville		UA, 95-83	at Tuscaloosa	1995:	UA, 68-64	at Tuscaloosa
	MSU, 28-27	at Tuscaloosa	1958:	UA, 71-63	at Starkville		MSU, 71-67	at Starkville
1927:	MSU, 40-24	at Starkville		UA, 77-76	at Tuscaloosa	1996:	UA, 56-55	at Starkville
	UA, 22-11	at Tuscaloosa	1959:	MSU, 63-59	at Starkville		MSU, 73-65	at Tuscaloosa
1928:	UA, 29-28	at Tuscaloosa		UA, 91-74	at Tuscaloosa	1997:	MSU, 64-51	at Starkville
	MSU, 26-21	at Starkville	1960:	UA, 80-69	at Tuscaloosa		UA, 78-49	at Tuscaloosa
1929:	UA, 30-28	at Tuscaloosa		MSU, 72-69	at Starkville	1998:	MSU, 56-52	at Tuscaloosa
	MSU, 22-21	at Starkville	1961:	MSU, 68-67	ot at Starkville		UA, 85-70	at Starkville
1930:	UA, 26-22	at Tuscaloosa		MSU, 67-60	at Tuscaloosa	1999:	MSU, 55-50	at Tuscaloosa
1932:	UA, 26-25	at Starkville	1962:	UA, 95-75	at Tuscaloosa		MSU, 79-50	at Starkville
	UA, 30-23	at Tuscaloosa		MSU, 87-77	at Starkville	2000:	UA, 77-74	ot at Tuscaloosa
1933:	UA, 38-36	at Starkville	1963:	MSU, 71-67	ot at Starkville		MSU, 92-70	at Starkville
	UA, 41-16	at Tuscaloosa		UA, 79-78	3ot at Tuscaloosa	2001:	UA, 72-59	at Tuscaloosa
	MSU, 30-25	at Atlanta, Ga.*	1964:	UA, 77-71	at Tuscaloosa		MSU, 84-70	at Starkville
1934:	UA, 37-24	at Starkville		MSU, 97-91	ot at Starkville	2002:	UA, 85-73	at Tuscaloosa
	UA, 29-28	at Tuscaloosa	1965:	UA, 96-86	at Tuscaloosa		MSU, 76-62	at Starkville
	UA, 37-25	at Atlanta, Ga.*		UA, 92-87	at Starkville		MSU, 61-58	at Atlanta, Ga.*
1935:	UA, 30-22	at Tuscaloosa	1966:	UA, 85-68	at Tuscaloosa	2003:	UA, 68-62	ot at Tuscaloosa
	MSU, 45-41	at Starkville		UA, 76-74	at Starkville		MSU, 59-55	at Starkville
1936:	MSU, 33-20	at Starkville	1967:	UA, 86-71	at Tuscaloosa	2004:	UA, 77-73	at Starkville
	UA, 54-19	at Tuscaloosa		UA, 83-68	at Tuscaloosa		MSU, 82-81	ot at Tuscaloosa
1937:	UA, 32-20	at Starkville	1968:	UA, 92-81	at Tuscaloosa	2005:	UA, 98-49	at Tuscaloosa
	UA, 38-25	at Tuscaloosa		UA, 65-61	at Starkville		UA, 68-63	at Starkville
1938:	UA, 37-35	at Tuscaloosa	1969:	UA, 65-63	at Starkville	2006:	UA, 65-59	at Tuscaloosa
	MSU, 44-37	at Starkville		UA, 73-69	at Tuscaloosa		MSU, 71-58	at Starkville
1939:	UA, 38-26	at Starkville	1970:	UA, 76-59	at Tuscaloosa	2007:	UA, 80-79	at Tuscaloosa
	UA, 49-36	at Tuscaloosa		MSU, 69-60	at Starkville		MSU, 91-67	at Starkville
1940:	UA, 34-26	at Tuscaloosa	1971:	UA, 87-65	at Tuscaloosa	2008:	MSU, 66-56	at Tuscaloosa
	UA, 34-33	at Starkville		UA, 68-67	at Starkville		MSU, 73-66	at Starkville
1941:	MSU, 31-30	at Starkville	1972:	MSU, 80-66	at Starkville		MSU, 69-67	ot at Atlanta, Ga.*
	UA, 32-28	at Tuscaloosa		UA, 80-68	at Tuscaloosa	2009:	MSU, 83-74	at Starkville
1942:	UA, 37-27	at Tuscaloosa	1973:	UA, 76-75	at Birmingham*		UA, 87-85	2ot at Tuscaloosa
	MSU, 33-32	at Starkville		UA, 76-75	at Starkville	2010:	UA, 62-57	at Tuscaloosa
1943:	MSU, 49-41	at Starkville	1974:	UA, 80-69	at Tuscaloosa		MSU, 74-66	at Starkville
	UA, 47-37	at Tuscaloosa		UA, 91-79	at Tuscaloosa	2011:	UA, 75-57	at Starkville
1945:	UA, 55-36	at Tuscaloosa	1975:	UA, 71-53	at Starkville		UA, 75-61	at Tuscaloosa
	UA, 57-38	at Starkville		UA, 66-63	at Tuscaloosa			
1946:	UA, 34-29	at Starkville	1976:	UA, 66-63	at Tuscaloosa			
				MSU, 78-69	at Starkville			
			1977:	UA, 83-58	at Tuscaloosa			
				UA, 51-50	at Birmingham*			
			1978:	UA, 74-57	at Tuscaloosa			
			1979:					
			1980:					
			1981:					
			1982:					
			1983:					
			1984:					

At Starkville: MSU leads, 55-35

At Tuscaloosa: UA leads, 73-14

At Neutral Sites: UA leads, 6-3

100 Years Of Bulldog Basketball



SEC SERIES SCORES

ARKANSAS (24-27)

1952:	MSU, 79-39	at Starkville
1953:	UA, 102-71	at Fayetteville
1965:	UA, 84-69	at Jackson, MS
1966:	UA, 69-61	at Little Rock
1970:	MSU, 76-74	ot at Memphis #
1971:	MSU, 69-67	at Fayetteville
1972:	MSU, 78-75	at Starkville
1975:	UA, 75-72	at Starkville
1978:	UA, 94-61	at Little Rock
1992:	UA, 99-78	at Fayetteville
	UA, 84-76	at Starkville
1993:	MSU, 80-76	ot at Starkville
	UA, 115-58	at Fayetteville
1994:	MSU, 72-71	at Starkville
	UA, 80-62	at Fayetteville
1995:	UA, 79-74	at Fayetteville
	MSU, 83-62	at Starkville
1996:	UA, 80-68	at Fayetteville
	MSU, 78-63	at Starkville
1997:	UA, 98-64	at Fayetteville
	MSU, 93-77	at Starkville
1998:	UA, 83-70	at Fayetteville
	UA, 76-73	at Starkville
1999:	UA, 61-59	at Starkville
	UA, 82-62	at Fayetteville
	UA, 84-79	ot at Atlanta, Ga.*
2000:	UA, 83-73	at Fayetteville
	UA, 87-81	at Starkville
2001:	MSU, 87-73	at Starkville
	UA, 83-72	at Fayetteville
2002:	UA, 75-64	at Fayetteville
	MSU, 89-83	at Starkville
2003:	MSU, 84-54	at Starkville
	UA, 53-51	at Fayetteville
2004:	MSU, 80-62	at Starkville
	MSU, 77-70	at Fayetteville
2005:	MSU, 80-55	at Starkville
	MSU, 57-55	at Fayetteville
2006:	MSU, 69-67	at Starkville
	UA, 80-70	at Fayetteville
2007:	MSU, 84-60	at Starkville
	UA, 67-58	at Fayetteville
	UA, 81-72	at Atlanta, Ga.*
2008:	UA, 78-58	at Fayetteville
	MSU, 80-74	at Starkville
2009:	MSU, 70-56	at Fayetteville
	MSU, 86-77	at Starkville
2010:	MSU, 82-80	at Starkville
	UA, 67-62	at Fayetteville
2011:	MSU, 67-56	at Starkville
	MSU, 88-78	at Fayetteville

- Liberty Bowl Classic

At Starkville: MSU leads, 18-5

At Fayetteville: UA leads, 17-5

At Neutral Sites: UA leads, 5-1

AUBURN (64-71)

1915:	MSU, 44-16	at Starkville
	MSU, 32-11	at Starkville

1927:	MSU, 34-31	at Auburn
	AU, 21-17	at Auburn
	AU, 27-24	at Auburn
1928:	AU, 42-34	at Atlanta, Ga.!
1941:	MSU, 48-44	at Auburn
1942:	AU, 39-29	at Starkville
	MSU, 41-40	at Starkville
1943:	MSU, 41-35	at Starkville
	MSU, 36-26	at Starkville
	MSU, 38-37	at Auburn
	MSU, 44-40	at Auburn
1946:	AU, 55-47	at Auburn
	AU, 37-26	at Auburn
	AU, 40-30	at Starkville
	MSU, 39-31	at Starkville
1947:	MSU, 61-35	at Starkville
1948:	MSU, 49-35	at Auburn
1949:	MSU, 54-53	at Auburn
	MSU, 47-43	at Starkville
1950:	AU, 65-64	at Starkville
	AU, 65-60	at Auburn
1951:	AU, 92-85	at Auburn
1952:	AU, 68-61	at Starkville
1953:	AU, 82-60	at Auburn
1954:	AU, 76-75	at Birmingham
	MSU, 79-74	at Starkville
1955:	AU, 79-58	at Auburn
1956:	AU, 81-68	at Starkville
1957:	AU, 86-66	at Auburn
1958:	MSU, 52-37	at Birmingham #
	MSU, 70-42	at Starkville
1959:	AU, 97-66	at Auburn
1960:	AU, 64-48	at Starkville
1961:	MSU, 56-48	at Auburn
1962:	MSU, 51-48	at Starkville
1963:	MSU, 62-53	at Auburn
1964:	AU, 64-63	ot at Starkville
1965:	AU, 71-70	at Starkville
1966:	MSU, 83-72	at Auburn
1967:	MSU, 59-54	ot at Starkville
	AU, 68-57	at Auburn
1968:	MSU, 66-62	at Auburn
	AU, 74-72	at Starkville
1969:	MSU, 65-59	at Starkville
	AU, 87-68	at Auburn
1970:	AU, 94-66	at Auburn
	AU, 71-69	ot at Starkville
1971:	AU, 73-70	at Starkville
	AU, 92-68	at Auburn
1972:	AU, 85-75	at Auburn
	MSU, 62-60	at Starkville
1973:	AU, 82-77	at Auburn
	MSU, 94-87	at Starkville
1974:	AU, 87-81	at Starkville
	MSU, 67-60	at Auburn
1975:	AU, 98-89	at Auburn
	AU, 78-74	at Starkville
1976:	AU, 75-70	at Auburn
	MSU, 75-74	at Starkville
1977:	MSU, 81-79	at Auburn
	MSU, 89-75	at Starkville
1978:	AU, 85-74	at Auburn
	MSU, 83-82	ot at Starkville
1979:	MSU, 74-72	at Auburn
	MSU, 73-66	at Starkville
1980:	AU, 77-67	at Auburn
	MSU, 76-72	at Starkville
1981:	MSU, 69-61	at Starkville
	AU, 66-55	at Auburn
1982:	AU, 62-49	at Auburn
	MSU, 59-45	at Starkville
	AU, 38-36	ot at Lexington *
1983:	AU, 77-66	at Auburn
	MSU, 69-53	at Starkville
1984:	AU, 73-55	at Starkville
	AU, 68-53	at Auburn
1985:	AU, 62-53	at Auburn
	MSU, 82-65	at Starkville
1986:	AU, 72-56	at Starkville
	AU, 69-64	at Auburn
	MSU, 65-63	at Lexington *
1987:	AU, 66-52	at Starkville
	AU, 59-45	at Auburn
1988:	AU, 65-57	at Auburn
	AU, 77-61	at Starkville
1989:	MSU, 69-56	at Starkville
	AU, 70-68	at Auburn
1990:	AU, 93-71	at Auburn
	AU, 77-74	at Starkville
1991:	MSU, 84-64	at Auburn
	MSU, 94-76	at Starkville
1992:	MSU, 75-72	at Auburn
	MSU, 77-70	at Starkville
1993:	MSU, 77-71	at Starkville
	AU, 83-77	at Auburn
1994:	MSU, 91-86	ot at Auburn
	AU, 76-65	at Starkville
1995:	AU, 70-69	at Starkville
	AU, 76-69	at Auburn
1996:	MSU, 78-75	ot at Auburn
	MSU, 67-51	at Starkville
	MSU, 69-58	at New Orleans*
1997:	AU, 81-68	at Auburn
	AU, 68-64	at Starkville
1998:	AU, 69-66	at Starkville
	AU, 68-66	ot at Auburn
1999:	AU, 64-54	at Auburn
	AU, 76-73	at Starkville
2000:	AU, 51-45	at Starkville
	AU, 73-57	at Auburn
2001:	AU, 60-56	at Auburn
	MSU, 85-7	at Starkville
2002:	MSU, 72-64	at Starkville
	MSU, 89-53	at Starkville
2003:	MSU, 63-46	at Auburn
	MSU, 67-45	at Starkville
2004:	MSU, 73-68	at Auburn
	MSU, 105-91	at Starkville
2005:	MSU, 90-53	at Starkville
	AU, 90-76	at Auburn
2006:	MSU, 71-53	at Starkville
	AU, 75-71	at Auburn
2007:	MSU, 87-76	at Starkville
	MSU, 91-83	at Auburn
2008:	MSU, 83-64	at Auburn
	MSU 89-78	at Starkville
2009:	AU, 91-76	at Auburn

100 Years Of Bulldog Basketball



SEC SERIES SCORES

AU, 76-58 at Starkville
2010: MSU, 85-75 ot at Starkville
 AU, 89-80 at Auburn
2011: MSU, 85-66 at Starkville
 AU, 65-62 at Auburn

- Birmingham Classic

At Starkville: MSU leads, 39-25

At Auburn: AU leads, 43-22

At Neutral Sites: Tied, 3-3

FLORIDA (49-57)

1936: MSU, 53-31 at Starkville
 MSU, 36-22 at Starkville
1937: MSU, 27-25 at Gainesville
 MSU, 33-16 at Gainesville
1941: UF, 53-30 at Starkville
1942: UF, 48-47 at Gainesville
 MSU, 48-31 at Gainesville
1943: MSU, 43-36 at Starkville
 MSU, 33-29 at Starkville
1947: MSU, 55-24 at Starkville
1948: UF, 53-47 at Gainesville
1949: UF, 40-37 at Starkville
1950: UF, 63-4 at Starkville
1951: UF, 68-64 at Gainesville
1952: MSU, 72-58 at Starkville
1953: UF, 79-75 at Gainesville
1954: MSU, 70-66 at Starkville
1955: UF, 77-66 at Gainesville
1956: MSU, 84-74 at Starkville
1957: UF, 89-80 at Gainesville
1958: MSU, 90-78 at Starkville
1959: MSU, 105-68 at Gainesville
1960: MSU, 81-75 at Starkville
1961: UF, 59-57 at Gainesville
1962: MSU, 67-45 at Starkville
1963: UF, 73-52 at Gainesville
1964: MSU, 68-61 at Starkville
1965: UF, 74-59 at Starkville
 UF, 68-51 at Gainesville
1966: MSU, 76-68 at Starkville
 UF, 78-74 at Gainesville
1967: UF, 63-54 at Gainesville
 UF, 59-54 at Starkville
1968: MSU, 66-65 at Jacksonville
 MSU, 56-55 at Starkville
 MSU, 71-67 at Gainesville
1969: UF, 70-64 at Gainesville
 UF, 96-79 at Starkville
1970: MSU, 79-77 at Starkville
 UF, 87-70 at Gainesville
1971: MSU, 72-58 at Gainesville
 MSU, 70-65 at Starkville
1972: MSU, 69-68 at Starkville
 UF, 88-80 at Gainesville
1973: UF, 66-64 at Gainesville
 MSU, 81-75 at Starkville
1974: MSU, 91-70 at Starkville
 UF, 78-75 at Gainesville
1975: UF, 94-82 at Gainesville
 UF, 107-104 2ot at Starkville
1976: UF, 90-78 at Gainesville

UF, 78-71 ot at Starkville
1977: UF, 97-75 at Gainesville
 UF, 79-72 at Starkville
1978: MSU, 78-74 at Gainesville
 MSU, 70-51 at Starkville
1979: UF, 77-75 at Gainesville
 MSU, 80-64 at Starkville
1980: MSU, 90-72 at Gainesville
 MSU, 90-73 at Starkville
1981: MSU, 89-68 at Starkville
 UF, 81-71 at Gainesville
1982: UF, 70-62 at Gainesville
 MSU, 65-56 at Starkville
1983: MSU, 62-60 at Gainesville
 MSU, 73-62 at Starkville
1984: UF, 56-55 at Starkville
 UF, 60-59 at Gainesville
1985: UF, 72-57 at Gainesville
 UF, 69-63 at Starkville
1986: UF, 73-64 at Starkville
 UF, 76-58 at Gainesville
1987: UF, 100-56 at Gainesville
 UF, 84-56 at Starkville
1988: UF, 55-45 at Starkville
 UF, 69-52 at Gainesville
1989: UF, 81-57 at Gainesville
 UF, 78-69 at Starkville
1990: MSU, 98-73 at Starkville
 MSU, 79-54 at Gainesville
1991: UF, 85-82 at Gainesville
 MSU, 81-67 at Starkville
1992: UF, 87-66 at Gainesville
1993: MSU, 78-71 at Starkville
1994: UF, 84-75 at Gainesville
1995: MSU, 70-47 at Starkville
 UF, 80-64 at Atlanta, Ga.*
1996: MSU, 69-66 at Gainesville
1997: UF, 72-69 at Starkville
1998: UF, 82-78 ot at Gainesville
1999: MSU, 66-63 at Starkville
2000: UF, 88-58 at Gainesville
2001: UF, 81-80 at Starkville
2002: UF, 76-48 at Gainesville
 MSU, 62-52 at Atlanta, Ga.*
2003: UF, 74-66 at Starkville
2004: MSU, 79-68 at Gainesville
2005: MSU, 71-57 at Starkville
 UF, 80-64 at Atlanta, Ga.*
2006: UF, 75-60 at Gainesville
2007: UF, 70-67 at Starkville
2008: MSU, 68-59 at Gainesville
2009: MSU, 80-71 at Starkville
2010: UF, 69-62 at Gainesville
 MSU, 75-69 at Nashville *
2011: MSU, 71-64 at Starkville

- Gator Bowl Tournament

At Starkville: MSU leads, 33.-19

At Gainesville: UF leads, 36-13

At Neutral Sites: MSU leads, 3-2

GEORGIA (52-50)

1932: UG, 48-26 at Atlanta, Ga.!

1946: UG, 45-44 at Louisville, Ky.*
1949: UG, 70-40 at Athens
1950: MSU, 51-40 at Starkville
1951: UG, 57-49 at Athens
1952: MSU, 83-55 at Starkville
1953: UG, 75-63 at Athens
1954: MSU, 75-60 at Starkville
1955: UG, 90-75 at Athens
1956: MSU, 83-71 at Starkville
1957: MSU, 86-73 at Athens
1958: MSU, 92-77 at Starkville
1959: MSU, 76-56 at Athens
1960: UG, 67-62 ot at Starkville
1961: MSU, 99-77 at Athens
1962: MSU, 83-74 at Starkville
1963: MSU, 86-75 at Athens
1964: UG, 73-61 at Starkville
1965: MSU, 79-74 at Starkville
 UG, 82-62 at Athens
1966: MSU, 58-54 at Starkville
 UG, 83-71 at Athens
1967: MSU, 93-71 at Athens
 MSU, 92-63 at Starkville
1968: UG, 72-69 at Athens
 UG, 81-77 at Starkville
1969: MSU, 73-71 at Athens
 UG, 95-80 at Starkville
1970: UG, 79-76 at Starkville
 MSU, 86-77 at Athens
1971: MSU, 67-66 ot at Athens
 MSU, 62-57 at Starkville
1972: MSU, 62-58 ot at Starkville
 UG, 87-82 at Athens
1973: MSU, 90-84 at Athens
 MSU, 72-68 at Starkville
1974: MSU, 76-56 at Athens
 MSU, 84-69 at Starkville
1975: UG, 67-65 at Starkville
 MSU, 77-71 at Athens
1976: UG, 85-73 at Athens
 MSU, 90-79 at Starkville
1977: UG, 82-73 at Athens
 MSU, 98-69 at Starkville
1978: MSU, 57-44 at Athens
 MSU, 68-45 at Starkville
1979: UG, 69-67 at Athens
 MSU, 86-62 at Starkville
 UG, 75-72 at Birmingham *
1980: MSU, 88-75 at Starkville
 MSU, 62-56 at Athens
1981: UG, 66-64 at Athens
 UG, 68-65 ot at Starkville
1982: UG, 26-20 at Starkville
 UG, 71-49 at Athens
1983: UG, 75-59 at Athens
 MSU, 73-64 at Starkville
1984: UG, 54-52 at Starkville
 UG, 69-45 at Athens
 UG, 52-49 at Nashville *
1985: MSU, 65-64 at Starkville
 UG, 79-74 at Athens
1986: UG, 72-55 at Athens
 UG, 62-61 at Starkville
1987: UG, 48-41 at Athens

100 Years Of Bulldog Basketball



SEC SERIES SCORES

MSU, 64-63 at Starkville
1988: MSU, 80-72 at Starkville
 UG, 49-35 at Athens
 UG, 64-43 at Baton Rouge *
1989: UG, 79-68 at Starkville
 MSU, 86-85 ot at Athens
 UG, 83-68 at Knoxville *
1990: UG, 83-69 at Athens
 UG, 82-74 at Starkville
1991: UG, 81-73 at Starkville
 MSU, 70-64 at Athens
1992: MSU, 75-66 at Starkville
1993: UG, 86-73 at Athens
 UG, 87-56 at Lexington, Ky.*
1994: MSU, 67-60 at Starkville
1995: MSU, 60-59 at Athens
1996: MSU, 76-73 at Starkville
 MSU, 86-68 at New Orleans *
1997: UG, 56-54 at Athens
1998: MSU, 69-64 at Starkville
 UG, 79-76 at Atlanta *
1999: UG, 63-60 at Athens
2000: MSU, 71-59 at Starkville
2001: UG, 94-73 at Athens
2002: UG, 86-68 at Starkville
2003: UG, 67-63 at Athens
2004: MSU, 71-58 at Starkville
2005: MSU, 76-62 at Athens
 MSU, 76-65 at Atlanta *
2006: MSU, 83-68 at Starkville
2007: UG, 86-73 at Athens
2008: MSU, 60-49 at Starkville
 UG, 64-60 at Atlanta, Ga.*
2009: MSU, 67-61 at Athens
 MSU79-60 at Tampa, Fla.*
2010: MSU, 72-69 at Starkville
2011 UG, 86-64 at Athens

At Starkville: MSU leads, 31-14
At Athens: UG leads, 27-18
At Neutral Sites: UG leads, 9-3

KENTUCKY (20-87)

1921: UK, 28-14 at Atlanta +
1922: UK, 28-21 at Lexington
1924: MSU, 17-16 at Lexington
1925: UK, 31-26 at Atlanta !
1926: MSU, 31-26 at Atlanta !
1929: UK, 25-23 at Jackson, Miss.
 UK, 32-14 at Starkville
1930: UK, 38-17 at Lexington
 UK, 20-14 at Lexington
1933: UK, 46-27 at Atlanta *
1936: UK, 41-39 at Knoxville *
1939: UK, 39-28 at Lexington
1940: UK, 45-37 at Lexington
1943: UK, 52-43 at Louisville, Ky.*
1950: UK, 87-55 at Owensboro, Ky.
 UK, 56-46 at Louisville, Ky.*
1951: UK, 80-60 at Starkville
 UK, 92-70 at Louisville, Ky.*
1952: UK, 110-66 at Lexington
1954: UK, 81-49 at Lexington

1955: UK, 61-56 at Starkville
1956: UK, 86-65 at Lexington
1957: MSU, 89-81 at Starkville
1958: UK, 72-62 at Lexington
1959: MSU, 66-58 at Starkville
1960: UK, 90-59 at Lexington
1961: UK, 68-62 at Starkville
1962: MSU, 49-44 at Lexington
1963: MSU, 56-52 at Starkville
1964: UK, 65-59 at Lexington
1965: UK, 74-56 at Lexington
1966: UK, 73-69 at Starkville
1967: MSU, 77-72 ot at Lexington
 UK, 103-74 at Starkville
1968: UK, 92-84 at Starkville
 UK, 107-81 at Lexington
1969: UK, 91-72 at Starkville
 UK, 91-69 at Lexington
1970: UK, 111-76 at Lexington
 UK, 86-57 at Starkville
1971: UK, 79-71 at Starkville
 UK, 102-83 at Lexington
1972: UK, 104-76 at Lexington
 UK, 63-55 at Starkville
1973: UK, 90-81 at Starkville
 UK, 100-87 ot at Lexington
1974: UK, 82-70 at Starkville
 UK, 108-69 at Lexington
1975: UK, 112-79 at Lexington
 UK, 118-80 at Starkville
1976: MSU, 77-73 at Starkville
 UK, 94-93 ot at Lexington
1977: UK, 92-85 at Starkville
 UK, 77-64 at Lexington
1978: UK, 75-65 at Starkville
 UK, 58-56 at Lexington
1979: MSU, 63-61 at Starkville
 UK, 80-65 at Lexington
1980: UK, 89-67 at Starkville
 UK, 71-65 at Lexington
1981: UK, 71-64 at Lexington
 UK, 78-74 at Starkville
1982: MSU, 56-51 at Starkville
 UK, 71-54 at Lexington
1983: UK, 59-53 ot at Starkville
 UK, 88-67 at Lexington
1984: UK, 51-42 at Lexington
 UK, 77-58 at Starkville
1985: UK, 58-57 at Lexington
 MSU, 82-69 at Starkville
1986: UK, 64-52 at Starkville
 UK, 88-62 at Lexington
1987: UK, 57-49 at Starkville
 UK, 50-36 at Lexington
1988: UK, 93-52 at Lexington
 UK, 83-59 at Starkville
1989: UK, 73-61 at Lexington
 MSU, 68-67 at Starkville
1990: UK, 102-97 at Lexington
 MSU, 87-86 ot at Starkville
1991: UK, 89-70 at Lexington
 MSU, 83-82 at Starkville
1992: UK, 89-84 at Starkville
1993: UK, 87-63 at Lexington

1994: UK, 86-70 at Starkville
 UK, 95-76 at Memphis *
1995: MSU, 76-71 at Lexington
1996: UK, 74-56 at Starkville
 MSU, 84-73 at New Orleans *
1997: UK, 90-61 at Lexington
1998: UK, 77-71 at Starkville
1999: UK, 76-49 at Lexington
2000: UK, 73-61 at Starkville
2001: UK, 76-57 at Lexington
2002: MSU, 74-69 ot at Starkville
2003: UK, 70-62 at Lexington
 UK, 64-57 at New Orleans *
2004: UK, 67-66 at Starkville
2005: UK, 94-78 at Lexington
2006: UK, 81-66 at Starkville
2007: UK, 64-60 at Lexington
 MSU, 84-82 ot at Atlanta *
2008: MSU, 69-64 at Starkville
2009: MSU, 66-57 at Lexington
2010: UK, 81-75 ot at Starkville
 UK, 75-74 ot at Nashville *
2011: UK, 85-79 at Lexington

At Starkville: UK leads, 31-12
At Lexington: UK leads, 44-5
At Neutral Sites: UK leads, 12-3

LSU (96-104)

1909: LSU, 18-12 at Baton Rouge
 LSU, 14-10 at Baton Rouge
1911: LSU, 33-17 at Baton Rouge
 LSU, 42-12 at Starkville
1912: MSU, 22-16 at Starkville
 MSU, 21-11 at Starkville
1915: LSU, 24-12 at Baton Rouge
 MSU, 15-14 at Baton Rouge
1916: LSU, 31-21 at Starkville
 MSU, 23-17 at Starkville
1917: LSU, 36-28 at Baton Rouge
 LSU, 38-17 at Baton Rouge
1920: LSU, 27-12 at Baton Rouge
1923: MSU, 36-25 at Baton Rouge
 MSU, 35-20 at Baton Rouge
1924: MSU, 34-29 at Starkville
 MSU, 54-34 at Starkville
1925: LSU, 24-17 at Baton Rouge
1928: MSU, 46-26 at Starkville
 MSU, 29-23 at Starkville
1929: MSU, 26-16 at Baton Rouge
 LSU, 39-29 at Baton Rouge
1930: LSU, 32-24 at Meridian, Miss.
1932: MSU, 29-28 at Baton Rouge
 LSU, 40-15 at Baton Rouge
 LSU, 30-26 at Starkville
 LSU, 33-29 at Starkville
1933: LSU, 32-28 at Starkville
 LSU, 49-26 at Starkville
 LSU, 45-40 at Baton Rouge
 LSU, 37-33 at Baton Rouge
1934: MSU, 47-46 at Starkville
 LSU, 48-23 at Starkville
 LSU, 54-39 at Baton Rouge



SEC SERIES SCORES

LSU, 61-30	at Baton Rouge	1935: LSU, 67-31	at Baton Rouge	1936: MSU, 49-38	at Starkville	1937: MSU, 53-36	at Baton Rouge	1938: LSU, 38-33	at Baton Rouge	1939: LSU, 48-32	at Starkville	1940: MSU, 49-37	at Starkville	1941: MSU, 35-26	at Starkville	1942: MSU, 43-41	at Baton Rouge	1943: MSU, 48-40	at Starkville	1945: MSU, 47-39	at Starkville	1946: LSU, 54-30	at Baton Rouge	1947: LSU, 61-57	at Baton Rouge	1948: MSU, 53-49	at Baton Rouge	1949: LSU, 64-40	at Baton Rouge	1950: MSU, 48-41	at Baton Rouge	1951: MSU, 94-69	at Baton Rouge	1952: MSU, 59-54	at Baton Rouge	1953: LSU, 75-55	at Baton Rouge	1954: LSU, 65-54	at Baton Rouge	1955: LSU, 67-63	at Baton Rouge	1956: MSU, 87-78	at Baton Rouge	1957: MSU, 81-72	at Baton Rouge	1958: MSU, 71-54	at Baton Rouge	1959: MSU, 78-71	at Baton Rouge	1960: MSU, 71-60	at Baton Rouge	1961: MSU, 77-61	at Baton Rouge	1962: MSU, 73-51	at Baton Rouge	1963: MSU, 73-66	at Baton Rouge	1964: LSU, 87-71	at Baton Rouge	1965: MSU, 76-74	at Baton Rouge	1966: MSU, 74-71	at Baton Rouge	1967: MSU, 98-84	at Baton Rouge	1968: LSU, 111-87	at Baton Rouge	1969: LSU, 95-71	at Baton Rouge	1970: LSU, 109-91	at Baton Rouge	1971: LSU, 90-71	at Baton Rouge	1972: LSU, 62-60	at Baton Rouge	1973: LSU, 84-78	at Baton Rouge	1974: MSU, 89-75	at Baton Rouge	1975: MSU, 93-84	at Baton Rouge	1976: MSU, 90-83	at Baton Rouge	1977: MSU, 80-77	at Baton Rouge	1978: MSU, 84-82	at Baton Rouge	1979: LSU, 52-48	at Baton Rouge	1980: LSU, 80-58	at Baton Rouge	1981: LSU, 81-69	at Baton Rouge	1982: LSU, 78-56	at Baton Rouge	1983: MSU, 80-65	at Baton Rouge	1984: LSU, 80-64	at Baton Rouge	1985: MSU, 83-69	at Baton Rouge	1986: LSU, 90-84	at Baton Rouge	1987: LSU, 52-50	at Baton Rouge	1988: MSU, 49-47	at Baton Rouge	1989: MSU, 87-84	at Baton Rouge	1990: MSU, 87-80	at Baton Rouge	1991: MSU, 82-79	at Baton Rouge	1992: LSU, 83-70	at Baton Rouge	1993: LSU, 84-76	at Baton Rouge	1994: MSU, 66-52	at Baton Rouge	MSU, 86-66	at Starkville	1995: MSU, 73-60	at Starkville	MSU, 67-61	at Baton Rouge	1996: MSU, 77-64	at Baton Rouge	MSU, 88-77	at Starkville	1997: MSU, 69-66	at Starkville	MSU, 68-60	at Baton Rouge	1998: MSU, 85-48	at Starkville	MSU, 63-62	at Baton Rouge	1999: MSU, 55-53	at Baton Rouge	LSU, 74-63	at Baton Rouge	2000: MSU, 68-66	at Baton Rouge	LSU, 71-66	at Baton Rouge	2001: LSU, 82-73	at Baton Rouge	MSU, 55-48	at Baton Rouge	2002: MSU, 84-61	at Baton Rouge	LSU, 68-65	at Baton Rouge	MSU, 57-51	at Atlanta, Ga.*	2003: LSU, 85-72	at Baton Rouge	MSU, 67-64	at Baton Rouge	MSU, 76-61	at New Orleans *	2004: MSU, 64-54	at Baton Rouge	MSU, 84-58	at Baton Rouge	2005: LSU, 69-62	at Baton Rouge	LSU, 80-72	at Baton Rouge	2006: LSU, 71-57	at Baton Rouge	LSU, 72-59	at Baton Rouge	2007: MSU, 85-78	at Baton Rouge	MSU, 56-50	at Baton Rouge	2008: MSU, 61-39	at Baton Rouge	MSU, 84-75	at Baton Rouge	2009: LSU, 81-57	at Baton Rouge	LSU, 97-94	at Baton Rouge	MSU, 67-57	at Tampa, Fla.*	2010: MSU, 67-51	at Baton Rouge	MSU, 60-59	at Baton Rouge	2011: MSU, 58-57	at Baton Rouge	LSU, 84-82	at Baton Rouge
												# - Sugar Bowl Tournament																																																																																																																																																																																							
												At Starkville: MSU leads, 57-37																																																																																																																																																																																							
												At Baton Rouge: LSU leads, 64-35																																																																																																																																																																																							
												At Neutral Sites: MSU leads, 4-3																																																																																																																																																																																							
												<i>OLE MISS</i> (138-105)																																																																																																																																																																																							
												1914: MSU, 68-15		at Starkville																																																																																																																																																																																					
												MSU, 84-18		at Starkville																																																																																																																																																																																					
												MSU, 12-10		at Oxford																																																																																																																																																																																					
												MSU, 20-8		at Oxford																																																																																																																																																																																					
												1916: MSU, 28-9		at Oxford																																																																																																																																																																																					
												MSU, 33-20		at Oxford																																																																																																																																																																																					
												1917: MSU, 35-20		at Starkville																																																																																																																																																																																					
												MSU, 42-24		at Starkville																																																																																																																																																																																					
												MSU, 42-25		at Oxford																																																																																																																																																																																					
												UM, 29-15		at Oxford																																																																																																																																																																																					
												1919: MSU, 32-23		at Oxford																																																																																																																																																																																					
												MSU, 52-14		at Oxford																																																																																																																																																																																					
												1920: UM, 23-10		at Oxford																																																																																																																																																																																					
												MSU, 21-15		at Oxford																																																																																																																																																																																					
												MSU, 49-13		at Starkville																																																																																																																																																																																					
												MSU, 30-12		at Starkville																																																																																																																																																																																					
												1921: MSU, 33-12		at Starkville																																																																																																																																																																																					
												MSU, 34-20		at Starkville																																																																																																																																																																																					

100 Years Of Bulldog Basketball



SEC SERIES SCORES

100 Years Of Bulldog Basketball

UM, 17-13	at Oxford	:	UM, 44-43	at Oxford	:	1964: UM, 77-75	at Oxford
UM, 23-13	at Oxford	:	UM, 33-30	at Oxford	:	UM, 78-61	at Starkville
1922: MSU, 30-27	at Oxford	:	MSU, 39-36	at Starkville	:	1965: MSU, 101-72	at Starkville
MSU, 27-24	at Oxford	:	MSU, 51-27	at Starkville	:	MSU, 78-77	ot at Oxford
UM, 27-25	at Starkville	:	1940: MSU, 50-46	at Vicksburg, MS	:	1966: MSU, 90-74	at Oxford
MSU, 48-17	at Starkville	:	MSU, 47-35	at Starkville	:	MSU, 96-76	at Starkville
1923: MSU, 29-14	at Starkville	:	UM, 64-51	at Oxford	:	1967: UM, 71-70	at Starkville
MSU, 23-18	at Starkville	:	1941: UM, 35-30	at Oxford	:	UM, 58-57	at Oxford
MSU, 28-26	at Oxford	:	MSU, 30-23	at Starkville	:	1968: UM, 63-53	at Oxford
UM, 30-27	at Oxford	:	UM, 41-40	at Oxford	:	MSU, 88-79	at Starkville
MSU, 33-26	at Atlanta +	:	MSU, 33-20	at Starkville	:	1969: UM, 67-60	at Oxford
1924: UM, 29-27	at Oxford	:	1942: UM, 33-31	at Starkville	:	MSU, 64-60	at Starkville
MSU, 47-42	at Starkville	:	MSU, 52-37	at Oxford	:	1970: UM, 58-57	at Starkville
1925: MSU, 34-30	at Starkville	:	MSU, 37-30	at Starkville	:	UM, 57-55	at Oxford
MSU, 38-28	at Oxford	:	MSU, 42-34	at Oxford	:	1971: UM, 83-74	at Oxford
1926: UM, 33-20	at Oxford	:	1943: UM, 52-51	at Oxford	:	MSU, 75-67	at Starkville
1927: MSU, 36-22	at Starkville	:	MSU, 54-43	at Oxford	:	1972: UM, 68-66	at Starkville
MSU, 30-24	at Starkville	:	MSU, 51-39	at Starkville	:	UM, 65-64	at Oxford
UM, 31-28	at Oxford	:	MSU, 46-45	at Starkville	:	1973: UM, 74-61	at Starkville
UM, 26-19	at Oxford	:	1945: MSU, 44-37	at Starkville	:	UM, 83-64	at Oxford
1928: MSU, 38-30	at Oxford	:	UM, 61-24	at Starkville	:	1974: UM, 72-67	at Oxford
MSU, 29-27	at Oxford	:	UM, 41-36	at Oxford	:	MSU, 75-69	ot at Starkville
MSU, 45-34	at Starkville	:	UM, 45-32	at Oxford	:	1975: MSU, 100-80	at Starkville
MSU, 40-36	at Starkville	:	1946: UM, 58-44	at Oxford	:	MSU, 84-78	at Oxford
1929: MSU, 32-30	at Starkville	:	UM, 45-40	at Oxford	:	1976: MSU, 65-54	at Starkville
MSU, 28-26	at Starkville	:	MSU, 50-43	at Starkville	:	MSU, 76-66	at Oxford
UM, 37-21	at Oxford	:	MSU, 54-34	at Starkville	:	1977: MSU, 85-49	at Starkville
UM, 41-27	at Oxford	:	1947: MSU, 53-31	at Starkville	:	UM, 82-67	at Oxford
1930: UM, 30-26	at Greenwood, MS	:	UM, 59-49	at Oxford	:	1978: MSU, 73-48	at Starkville
UM, 23-19	at Greenwood, MS	:	1948: MSU, 47-43	at Starkville	:	UM, 61-60	at Oxford
UM, 38-31	at Oxford	:	MSU, 45-42	at Starkville	:	1979: MSU, 101-92	2ot at Starkville
MSU, 28-27	at Oxford	:	UM, 59-37	at Oxford	:	MSU, 68-64	at Oxford
1932: UM, 37-19	at Oxford	:	UM, 63-46	at Oxford	:	1980: UM, 75-64	at Oxford
UM, 31-25	at Oxford	:	1949: UM, 69-61	at Oxford	:	UM, 73-66	at Starkville
UM, 35-25	at Starkville	:	UM, 52-51	at Starkville	:	1981: UM, 59-52	ot at Starkville
UM, 38-26	at Starkville	:	1950: MSU, 64-60	at Starkville	:	UM, 72-61	at Oxford
1933: MSU, 40-36	at Starkville	:	UM, 62-45	at Oxford	:	1982: UM, 54-30	at Oxford
MSU, 32-25	at Starkville	:	1951: MSU, 71-67	at Starkville	:	UM, 47-33	at Starkville
UM, 50-49	at Oxford	:	UM, 95-60	at Oxford	:	1983: UM, 67-61	at Starkville
UM, 41-27	at Oxford	:	1952: UM, 77-62	at Oxford	:	UM, 69-67	ot at Oxford
1934: MSU, 41-25	at Starkville	:	UM, 73-61	at Starkville	:	1984: MSU, 64-56	at Oxford
UM, 29-22	at Starkville	:	1953: MSU, 73-60	at Starkville	:	MSU, 70-51	at Starkville
MSU, 29-24	at Oxford	:	UM, 62-46	at Oxford	:	1985: MSU, 61-44	at Starkville
UM, 36-35	at Oxford	:	1954: UM, 63-53	at Oxford	:	UM, 53-50	at Oxford
1935: MSU, 55-37	at Starkville	:	MSU, 65-59	at Starkville	:	1986: UM, 57-56	at Oxford
MSU, 61-31	at Starkville	:	1955: UM, 66-58	at Starkville	:	MSU, 48-43	at Starkville
UM, 35-33	at Oxford	:	MSU, 60-56	at Oxford	:	1987: MSU, 63-62	at Starkville
UM, 40-38	at Oxford	:	1956: MSU, 100-79	at Oxford	:	UM, 79-65	at Oxford
1936: UM, 48-42	at Starkville	:	MSU, 82-74	at Starkville	:	1988: UM, 61-52	at Oxford
MSU, 39-38	at Starkville	:	1957: MSU, 82-72	at Starkville	:	MSU, 67-57	at Starkville
MSU, 51-43	at Oxford	:	MSU, 81-73	at Oxford	:	1989: UM, 75-65	at Oxford
MSU, 41-32	at Oxford	:	1958: MSU, 66-53	at Starkville #	:	MSU, 74-69	at Starkville
1937: UM, 40-36	at Starkville	:	UM, 67-62	at Oxford	:	1990: MSU, 104-102	4ot at Starkville
MSU, 43-34	at Starkville	:	MSU, 91-60	at Starkville	:	UM, 75-67	at Oxford
UM, 36-34	at Oxford	:	1959: MSU, 87-58	at Starkville	:	1991: MSU, 84-80	ot at Starkville
UM, 50-42	at Oxford	:	MSU, 23-16	at Oxford	:	MSU, 84-77	at Oxford
1938: UM, 49-37	at Meridian, MS	:	1960: UM, 67-60	at Oxford	:	1992: MSU, 84-72	at Starkville
MSU, 58-45	at Jackson, MS	:	MSU, 72-54	at Starkville	:	UM, 86-78	at Oxford
MSU, 43-41	at Starkville	:	1961: MSU, 63-40	at Starkville	:	1993: UM, 69-53	at Oxford
UM, 45-44	at Starkville	:	UM, 74-70	at Oxford	:	UM, 56-53	at Starkville
UM, 70-38	at Oxford	:	1962: MSU, 61-57	at Oxford	:	1994: MSU, 81-69	at Oxford
UM, 59-45	at Oxford	:	MSU, 63-58	at Starkville	:	MSU, 72-52	at Starkville
1939: UM, 40-39	at Meridian, MS	:	1963: MSU, 78-64	at Starkville	:	1995: MSU, 94-52	at Starkville
MSU, 37-33	at Jackson, MS	:	MSU, 75-72	at Oxford	:	MSU, 46-42	at Oxford

SEC SERIES SCORES

1996: MSU, 53-47 at Starkville
 UM, 71-64 at Oxford
1997: MSU, 75-64 at Starkville
 UM, 84-61 at Oxford
1998: UM, 81-77 2ot at Oxford
 UM, 82-78 at Starkville
1999: UM, 81-68 at Oxford
 MSU, 72-69 at Starkville
2000: MSU, 61-59 at Oxford
 MSU, 80-67 at Starkville
2001: MSU, 79-69 at Starkville
 UM, 51-48 at Oxford
2002: UM, 66-59 at Oxford
 MSU, 61-59 at Starkville
2003: MSU, 58-57 at Oxford
 MSU, 68-64 ot at Starkville
 MSU, 73-64 at New Orleans*
2004: MSU, 61-54 at Oxford
 MSU, 80-56 at Starkville
2005: MSU, 87-76 at Oxford
 MSU, 71-68 at Starkville
2006: UM, 75-65 at Oxford
 MSU, 84-55 at Starkville
2007: MSU, 77-67 at Starkville
 UM, 85-73 at Oxford
2008: MSU, 88-68 at Starkville
 UM, 74-63 at Oxford
2009: UM, 67-63 at Starkville
 MSU, 82-80 at Oxford
2010: MSU, 80-75 at Oxford
 MSU, 71-63 at Starkville
2011: MSU, 69-64 at Oxford
 MSU, 71-58 at Starkville

- MSU Holiday Tournament

At Starkville: MSU leads, 90-24
At Oxford: UM leads, 77-43
At Neutral Sites: MSU leads, 5-4

SOUTH CAROLINA (15-8)

1992: MSU, 60-57 at Columbia
1993: MSU, 83-63 at Starkville
1994: MSU, 73-72 at Columbia
1995: MSU, 71-56 at Starkville
1996: USC, 77-69 at Columbia
1997: USC, 73-65 at Starkville
1998: USC, 76-65 at Columbia
1999: MSU, 66-60 at Starkville
2000: USC, 68-67 at Columbia
2001: MSU, 77-73 at Starkville
 USC, 69-62 at Nashville*
2002: MSU, 64-57 at Columbia
2003: MSU, 64-48 at Starkville
2004: MSU, 79-75 ot at Columbia
2005: MSU, 73-65 at Starkville
2006: USC, 83-61 at Columbia
 USC, 59-44 at Nashville*
2007: USC, 66-63 at Starkville
2008: MSU, 61-56 ot at Columbia
2009: MSU, 75-70 at Starkville
 MSU, 82-68 at Tampa, Fla.*
2010: MSU, 76-63 at Columbia
2011: MSU, 60-58 at Starkville

At Starkville: MSU leads, 8-2
At Columbia: MSU leads, 6-4
At Neutral Sites: USC leads, 2-1

TENNESSEE (40-75)

1924: UT, 20-17 at Knoxville
 MSU, 48-26 at Starkville
 MSU, 33-18 at Atlanta +
1938: MSU, 35-31 at Knoxville
 MSU, 34-31 at Starkville
 UT, 41-34 at Baton Rouge*
1939: MSU, 24-23 at Starkville
 UT, 42-30 at Knoxville
1941: UT, 37-28 at Knoxville
 UT, 35-29 at Louisville, Ky.*
1942: UT, 50-40 at Louisville, Ky.*
1943: UT, 35-33 at Starkville
 UT, 42-36 at Knoxville
1945: UT, 41-26 at Starkville
 UT, 44-27 at Knoxville
1946: UT, 52-27 at Starkville
 UT, 38-31 at Knoxville
1947: UT, 35-34 at Starkville
 UT, 65-36 at Knoxville
1948: UT, 64-57 at Knoxville
 UT, 47-46 at Starkville
 UT, 73-52 at Louisville, Ky.*
1949: UT, 63-58 at Knoxville
 UT, 73-46 at Louisville, Ky.*
1950: MSU, 65-56 at Starkville
1951: UT, 76-75 at Starkville
1952: UT, 78-69 at Knoxville
1953: MSU, 65-63 at Starkville
1954: UT, 97-81 at Knoxville
1955: UT, 93-67 at Starkville
1956: MSU, 75-58 at Knoxville
1957: MSU, 97-90 2ot at Starkville
1958: UT, 104-83 at Knoxville
1959: MSU, 52-45 at Starkville
1960: UT, 48-38 at Knoxville
1961: MSU, 72-67 at Starkville
1962: MSU, 91-67 at Knoxville
1963: MSU, 63-59 at Starkville
1964: UT, 82-58 at Knoxville
1965: UT, 77-57 at Knoxville
1966: MSU, 75-74 2ot at Starkville
1967: UT, 67-45 at Knoxville
 UT, 78-76 3ot at Starkville
1968: UT, 65-57 at Starkville
 UT, 63-51 at Knoxville
1969: MSU, 58-57 at Starkville
 UT, 80-50 at Knoxville
1970: UT, 58-56 at Knoxville
 UT, 72-60 at Starkville
1971: MSU, 69-67 at Starkville
 UT, 88-65 at Knoxville
1972: UT, 82-49 at Knoxville
 UT, 71-61 at Starkville
1973: UT, 86-67 at Starkville
 UT, 93-76 at Knoxville
1974: UT, 70-61 at Knoxville
 MSU, 62-58 at Starkville

1975: UT, 97-87 at Starkville
 UT, 109-83 at Knoxville
1976: UT, 75-66 at Knoxville
 UT, 78-76 at Starkville
1977: UT, 68-59 at Knoxville
 UT, 76-68 at Starkville
1978: MSU, 70-68 at Knoxville
 MSU, 62-60 at Starkville
1979: MSU, 72-62 at Knoxville
 MSU, 90-84 2ot at Starkville
1980: UT, 70-61 at Starkville
 UT, 85-73 at Knoxville
1981: UT, 81-57 at Knoxville
 UT, 73-70 at Starkville
1982: UT, 54-44 at Starkville
 UT, 50-48 at Knoxville
1983: MSU, 75-74 ot at Knoxville
 MSU, 75-66 at Starkville
1984: MSU, 63-56 ot at Starkville
 UT, 45-42 at Knoxville
1985: MSU, 82-66 at Starkville
 UT, 79-64 at Knoxville
1986: UT, 69-51 at Knoxville
 MSU, 57-49 at Starkville
1987: UT, 74-61 at Knoxville
 MSU, 62-60 at Starkville
1988: UT, 63-48 at Starkville
 UT, 64-62 at Knoxville
1989: UT, 86-85 at Starkville
 UT, 81-71 at Knoxville
1990: UT, 82-77 at Knoxville
 UT, 84-83 ot at Starkville
1991: MSU, 70-65 at Knoxville
 MSU, 95-68 at Starkville
 UT, 87-70 at Nashville*
1992: MSU, 94-76 at Starkville
1993: UT, 92-75 at Knoxville
1994: MSU, 80-66 at Starkville
 MSU, 73-69 at Memphis*
1995: MSU, 60-52 at Knoxville
1996: MSU, 60-59 at Starkville
1997: UT, 54-53 at Knoxville
1998: UT, 87-63 at Starkville
1999: MSU, 88-82 at Knoxville
 MSU, 62-56 at Atlanta, Ga.*
2000: UT, 88-81 at Starkville
2001: UT, 84-79 at Knoxville
2002: MSU, 92-91 ot at Starkville
2003: UT, 59-49 at Knoxville
2004: MSU, 82-60 at Starkville
2005: UT, 64-63 at Knoxville
2006: UT, 88-65 at Starkville
2007: UT, 92-84 at Knoxville
2008: UT, 76-71 at Starkville
2009: UT, 81-76 at Knoxville
 MSU, 64-61 at Tampa, Fla.*
2010: UT, 75-59 at Starkville
2011: MSU, 70-69 at Knoxville

At Starkville: Tied, 26-26
At Knoxville: UT leads, 43-10
At Neutral Sites: UT leads, 6-4



SEC SERIES SCORES

VANDERBILT (44-74)

1922: VU, 22-18 at Nashville
 1923: VU, 34-27 at Starkville
 1924: VU, 24-23 at Nashville
 1925: MSU, 29-20 at Starkville
 1926: MSU, 36-27 at Starkville
 VU, 21-20 at Nashville
 1927: VU, 36-34 at Starkville
 1928: MSU, 44-38 at Nashville
 1929: MSU, 47-32 at Starkville
 1933: MSU, 48-36 at Atlanta *
 1939: VU, 73-40 at Knoxville *
 1940: VU, 46-36 at Knoxville *
 1942: VU, 41-38 at Starkville
 1943: MSU, 45-40 at Starkville
 VU, 45-35 at Nashville
 1947: VU, 64-44 at Nashville
 1948: MSU, 51-45 at Starkville
 VU, 51-48 at Nashville
 1949: VU, 35-29 at Starkville
 VU, 90-43 at Nashville
 1950: VU, 62-50 at Starkville
 VU, 85-50 at Nashville
 1951: VU, 63-60 at Starkville
 1952: VU, 86-61 at Nashville
 1953: MSU, 82-75 at Starkville
 1954: VU, 79-69 at Nashville
 1955: VU, 72-52 at Starkville
 1956: VU, 69-49 at Nashville
 1957: MSU, 63-62 at Starkville
 1958: VU, 74-62 at Nashville
 1959: MSU, 83-65 at Starkville
 1960: VU, 79-72 at Nashville
 1961: MSU, 74-65 at Starkville
 VU, 100-86 at Nashville
 1963: MSU, 58-55 at Starkville
 1964: VU, 90-56 at Nashville
 1965: VU, 94-70 at Starkville
 1966: MSU, 92-90 at Nashville
 1967: VU, 79-64 at Nashville
 MSU, 74-71 at Starkville
 1968: VU, 90-69 at Starkville
 VU, 84-73 at Nashville
 1969: VU, 102-87 at Nashville
 VU, 120-83 at Starkville
 1970: VU, 93-79 at Starkville
 VU, 78-72 at Nashville
 1971: VU, 86-73 at Nashville
 MSU, 81-73 at Starkville
 1972: MSU, 76-69 at Starkville
 VU, 104-82 at Nashville
 1973: VU, 75-69 at Nashville
 VU, 74-70 at Starkville
 1974: VU, 75-69 at Nashville
 VU, 60-59 at Starkville
 1975: VU, 96-85 at Starkville
 VU, 76-72 at Nashville
 1976: VU, 71-66 at Starkville
 VU, 76-75 at Nashville
 1977: MSU, 102-77 at Starkville
 VU, 68-66 at Nashville
 1978: MSU, 79-73 at Starkville

MSU, 55-48 at Nashville
 1979: MSU, 74-68 at Starkville
 VU, 70-68 at Nashville
 1980: MSU, 110-106 at Starkville
 VU, 92-74 at Nashville
 1981: VU, 79-61 at Nashville
 MSU, 69-68 at Starkville
 VU, 71-58 at Birmingham *
 1982: VU, 66-53 at Starkville
 MSU, 33-31 at Nashville
 1983: MSU, 64-48 at Starkville
 VU, 63-60 at Nashville
 MSU, 76-61 at Birmingham *
 1984: VU, 67-54 at Nashville
 VU, 57-54 at Starkville
 1985: MSU, 71-70 at Nashville
 VU, 81-71 at Starkville
 1986: MSU, 64-60 at Starkville
 VU, 77-65 at Nashville
 MSU, 62-54 at Lexington *
 1987: VU, 76-57 at Starkville
 VU, 66-58 at Nashville
 1988: VU, 82-66 at Nashville
 MSU, 73-68 at Starkville
 1989: VU, 81-70 at Starkville
 VU, 77-58 at Nashville
 1990: VU, 81-68 at Nashville
 MSU, 83-68 at Starkville
 1991: MSU, 85-62 at Starkville
 VU, 91-70 at Nashville
 1992: MSU, 74-71 at Nashville
 VU, 77-55 at Birmingham *
 1993: VU, 80-39 at Starkville
 1994: VU, 84-67 at Nashville
 1995: MSU, 76-48 at Starkville
 1996: VU, 69-64 at Nashville
 1997: MSU, 60-53 at Starkville
 VU, 73-67 at Memphis *
 1998: VU, 77-73 at Nashville
 1999: MSU, 67-62 at Starkville
 MSU, 76-58 at Atlanta *
 2000: VU, 65-64 at Nashville
 VU, 76-53 at Atlanta, Ga.*
 2001: MSU, 80-63 at Starkville
 2002: MSU, 66-43 at Nashville
 2003: MSU, 82-60 at Starkville
 2004: MSU, 72-69 at Nashville
 VU, 74-70 at Atlanta, Ga.*
 2005: MSU, 60-54 at Starkville
 2006: VU, 80-52 at Nashville
 2007: MSU, 83-70 at Starkville
 2008: VU, 86-85 at Nashville
 2009: MSU, 73-66 at Starkville
 2010: VU, 75-72 at Nashville
 MSU, 62-52 at Nashville *
 2010: VU, 81-74 at Starkville
 VU, 87-81 at Atlanta *

At Starkville: MSU leads, 31-22
At Nashville: VU leads, 44-8
At Neutral Sites: VU leads, 8-5

* - SEC Tournament
 +- SIAA Tournament
 ! - Southern Conference Tournament

100 Years Of Bulldog Basketball

SEC TOURNAMENT HISTORY

MSU vs. Alabama (UA leads, 6-3)

1933:	MSU, 30-25 (2nd Round)
1934:	UA, 37-25 (2nd Round)
1980:	UA, 76-75 (2nd Round)
1983:	UA, 51-50 (Semis)
1985:	UA, 42-31 (2nd Round)
1986:	UA, 77-65 (Semis)
1990:	UA, 59-44 (2nd Round)
2002:	MSU, 61-58 (Finals)
2008:	MSU, 69-67 (2nd Round-OT)

MSU vs. Arkansas (UA leads, 2-0)

1999:	UA, 84-79 (Semis-OT)
2007:	UA, 81-72 (Semis)

MSU vs. Auburn (MSU leads, 2-1)

1982:	AU, 38-36 (1st Round-OT)
1986:	MSU, 65-63 (2nd Round)
1996:	MSU, 69-58 (2nd Round)

MSU vs. Florida (Tied, 2-2)

1995:	UF, 80-64 (2nd Round)
2002:	MSU, 62-52 (2nd Round)
2005:	UF, 80-64 (2nd Round)
2010:	MSU, 75-69 (2nd Round)

MSU vs. Georgia (UG leads, 8-3)

1946:	UG, 45-44 (2nd Round)
1979:	UG, 75-72 (1st Round)
1984:	UG, 52-49 (1st Round)
1988:	UG, 64-43 (1st Round)
1989:	UG, 83-68 (1st Round)
1993:	UG, 87-56 (1st Round)
1996:	MSU, 86-68 (Semis)
1998:	UG, 79-76 (1st Round)
2005:	MSU, 76-65 (1st Round)
2008:	UG, 64-60 (Semis)
2009:	MSU, 79-60 (1st Round)

MSU vs. Kentucky (UK leads, 8-2)

1933:	UK, 46-27 (Finals)
1936:	UK, 41-39 (2nd Round)
1943:	UK, 52-43 (Semis)
1950:	UK, 56-46 (2nd Round)
1951:	UK, 92-70 (1st Round)
1994:	UK, 95-76 (2nd Round)
1996:	MSU, 84-73 (Finals)
2003:	UK, 64-57 (Finals)
2007:	MSU, 84-82 (2nd Round-OT)
2010:	UK, 75-75 (Finals-OT)

MSU vs. LSU (MSU leads, 3-2)

1952:	LSU, 77-44 (1st Round)
1987:	LSU, 68-54 (1st Round)
2002:	MSU, 57-51 (Semis)
2003:	MSU, 76-61 (Semis)
2009:	MSU, 67-57 (Semis)

MSU vs. Ole Miss (MSU leads, 1-0)

2003:	MSU, 73-64 (2nd Round)
-------	------------------------

MSU vs. South Carolina (USC leads, 2-1)

2001:	USC, 69-62 (1st Round)
2006:	USC, 59-44 (1st Round)
2009:	MSU, 82-68 (2nd Round)

MSU vs. Tennessee (UT leads, 6-3)

1938:	UT, 41-34 (1st Round)
1941:	UT, 35-29 (1st Round)
1942:	UT, 50-40 (2nd Round)
1948:	UT, 73-52 (1st Round)
1949:	UT, 73-46 (1st Round)
1991:	UT, 87-70 (2nd Round)
1994:	MSU, 73-69 (1st Round)
1999:	MSU, 62-56 (2nd Round)
2009:	MSU, 66-61 (Finals)

MSU vs. Vanderbilt (VU leads, 8-5)

1933:	MSU, 48-36 (Semis)
1939:	VU, 73-40 (1st Round)
1940:	VU, 46-36 (1st Round)
1981:	VU, 71-58 (1st Round)
1983:	MSU, 76-61 (2nd Round)
1986:	MSU, 62-54 (1st Round)
1992:	VU, 77-55 (1st Round)
1997:	VU, 73-67 (1st Round-OT)
1999:	MSU, 76-58 (1st Round)
2000:	VU, 76-53 (1st Round)
2004:	VU, 74-70 (2nd Round-OT)
2010:	MSU, 63-52 (Semis)
2011:	VU, 87-81 (2nd Round)

Note: MSU also owns a 1-3 record against Georgia Tech and a 1-0 mark versus Tulane in SEC Tournament play.

27-48; 22-28 SINCE RENEWAL

Year	Site	Opponent (Round)	Result
1933	Atlanta	Alabama (2nd)	W, 30-25
1933		Vanderbilt (Semis)	W, 48-36
1933		Kentucky (Finals)	L, 46-27
1934	Atlanta	Alabama (2nd)	L, 37-25
1936	Knoxville	Kentucky (2nd)	L, 41-39
1937	Knoxville	Georgia Tech (1st)	L, 43-30
1938	Baton Rouge	Tennessee (1st)	L, 41-34
1939	Knoxville	Vanderbilt (1st)	L, 73-40
1940	Knoxville	Vanderbilt (1st)	L, 46-36
1941	Louisville	Tennessee (1st)	L, 35-29
1942	Louisville	Tennessee (2nd)	L, 50-40
1943	Louisville	Georgia Tech (2nd)	W, 48-41
1943		Kentucky (Semis)	L, 52-43
1945	Louisville	Georgia Tech (2nd)	L, 60-33
1946	Louisville	Georgia (2nd)	L, 45-44
1947	Louisville	Georgia Tech (1st)	L, 65-52
1948	Louisville	Tennessee (1st)	L, 73-52
1949	Louisville	Tennessee (1st)	L, 73-46
1950	Louisville	Tulane (1st)	W, 56-47
1950		Kentucky (2nd)	L, 56-46
1950		Kentucky (1st)	L, 92-70
1951	Louisville	LSU (1st)	L, 77-44
1952	Louisville	LSU (1st)	L, 77-44
1979	Birmingham	Georgia (1st)	L, 75-72
1980	Birmingham	Alabama (2nd)	L, 76-75
1981	Birmingham	Vanderbilt (1st)	L, 71-58
1982	Lexington	Auburn-OT (1st)	L, 38-36
1983	Birmingham	Vanderbilt (2nd)	W, 76-61
1983		Alabama (Semis)	L, 51-50
1984	Nashville	Georgia (1st)	L, 52-49
1985	Birmingham	Alabama (2nd)	L, 42-31
1986	Lexington	Vanderbilt (1st)	W, 62-54
1986		Auburn (2nd)	W, 65-63
1986		Alabama (Semis)	L, 77-65
1987	Atlanta	LSU (1st)	L, 68-54
1988	Baton Rouge	Georgia (1st)	L, 64-43
1989	Knoxville	Georgia (1st)	L, 83-68
1990	Orlando	Alabama (2nd)	L, 59-44
1991	Nashville	Tennessee (2nd)	L, 87-70
1992	Birmingham	Vanderbilt (1st)	L, 77-55
1993	Lexington	Georgia (1st)	L, 87-56
1994	Memphis	Tennessee (1st)	W, 73-69
1994		Kentucky (2nd)	L, 95-76
1995	Atlanta	Florida (2nd)	L, 80-64
1996	New Orleans	Auburn (2nd)	W, 69-58
1996		Georgia (Semis)	W, 86-68
1996		Kentucky (Finals)	W, 84-73
1997	Memphis	Vanderbilt-OT (1st)	L, 73-67
1998	Atlanta	Georgia (1st)	L, 79-76
1999	Atlanta	Vanderbilt (1st)	W, 76-58
1999		Tennessee (2nd)	W, 62-56
1999		Arkansas-OT (Semis)	L, 84-79
2000	Atlanta	Vanderbilt (1st)	L, 76-53
2001	Nashville	South Carolina (1st)	L, 69-62
2002	Atlanta	Florida (2nd)	W, 62-52
2002		LSU (Semis)	W, 57-51
2002		Alabama (Finals)	W, 61-58
2003	New Orleans	Ole Miss (2nd)	W, 73-64
2003		LSU (Semis)	W, 76-61
2003		Kentucky (Finals)	L, 64-57
2004	Atlanta	Vanderbilt-OT (2nd)	L, 74-70
2005	Atlanta	Georgia (1st)	W, 76-65
2005		Florida (2nd)	L, 80-64
2006	Nashville	South Carolina (1st)	L, 59-44
2007	Atlanta	Kentucky-OT (2nd)	W, 84-82
2007		Arkansas (Semis)	L, 81-72
2008	Atlanta	Alabama-OT (1st)	W, 69-67
2008		Georgia (Semis)	L, 64-60
2009	Tampa	Georgia (1st)	W, 79-60
2009		South Carolina (2nd)	W, 82-68
2009		LSU (Semis)	W, 67-57
2009		Tennessee (Finals)	W, 64-61
2010	Nashville	Florida (2nd)	W, 75-69
2010		Vanderbilt (Semis)	W, 62-52
2010		Kentucky-OT (Finals)	L, 75-74
2011	Atlanta	Vanderbilt (2nd)	L, 87-81



SEC SERIES BREAKDOWN

ALABAMA

(UA leads, 114-72)

Last MSU win: 74-66 (2009-10)
Last UA win: 75-61 (2010-11)
Current UA win streak: 2
Biggest MSU win: 79-50 (1998-99)
Biggest UA win: 98-49 (2004-05)
Most MSU points: 97 (1971-72)
Most UA points: 99 (1954-55)

AT STARKVILLE

(MSU leads, 55-35)

Last MSU win: 74-66 (2009-10)
Last UA win: 75-57 (2010-11)
Current UA win streak: 1
Biggest MSU win: 79-50 (1998-99)
Biggest UA win: 76-55 (1986-87)
Most MSU points: 97 (1971-72)
Most UA points: 92 (1972-73)

AT TUSCALOOSA

(UA leads, 73-14)

Last MSU win: 66-56 (2007-08)
Last UA win: 75-61 (2010-11)
Current UA win streak: 3
Biggest MSU win: 35-13 (1920-21)
Biggest UA win: 98-49 (2004-05)
Most MSU points: 86 (twice)
Most UA points: 99 (1954-55)

AT NEUTRAL SITES

(UA leads, 6-3)

Last MSU win: 69-67 (2007-08)
Last UA win: 59-44 (1989-90)
Current MSU win streak: 2
Biggest MSU win: 30-25 (1932-33)
Biggest UA win: 59-44 (1989-90)
Most MSU points: 75 (1979-80)
Most UA points: 77 (1985-86)

ARKANSAS

(UA leads, 27-24)

Last MSU win: 88-78 (2010-11)
Last UA win: 67-62 (2009-10)
Current MSU win streak: 2
Biggest MSU win: 79-39 (1951-52)
Biggest UA win: 115-58 (1992-93)
Most MSU points: 93 (1996-97)
Most UA points: 115 (1992-93)

AT STARKVILLE

(MSU leads, 18-5)

Last MSU win: 67-56 (2010-11)
Last UA win: 87-81 (1999-00)
Current MSU win streak: 11
Biggest MSU win: 79-39 (1951-52)
Biggest UA win: 84-76 (1991-92)
Most MSU points: 93 (1996-97)
Most UA points: 87 (1999-00)

AT FAYETTEVILLE

(UA leads, 17-5)

Last MSU win: 88-78 (2010-11)
Last UA win: 67-62 (2009-10)
Current MSU win streak: 1
Biggest MSU win: 70-56 (2008-09)
Biggest UA win: 115-58 (1992-93)
Most MSU points: 78 (1991-92)
Most UA points: 115 (1992-93)

AT NEUTRAL SITES

(UA leads, 5-1)

Last MSU win: 76-74 (1969-70)
Last UA win: 81-72 (2006-07)
Current UA win streak: 3
Biggest MSU win: 76-74 (1969-70)
Biggest UA win: 94-61 (1977-78)
Most MSU points: 79 (1998-99)
Most UA points: 94 (1977-78)

AUBURN

(AU leads, 71-64)

Last MSU win: 85-66 (2010-11)
Last AU win: 65-62 (2010-11)
Current AU win streak: 1
Biggest MSU win: 90-53 (2004-05)
Biggest AU win: 97-66 (1958-59)
Most MSU points: 105 (2003-04)
Most AU points: 98 (1974-75)

AT STARKVILLE

(MSU leads, 39-25)

Last MSU win: 85-66 (2010-11)
Last AU win: 76-58 (2008-09)
Current MSU win streak: 2
Biggest MSU win: 90-53 (2004-05)
Biggest AU win: 73-55 (1983-84)
Most MSU points: 105 (2003-04)
Most AU points: 91 (2003-04)

AT AUBURN

(AU leads, 43-22)

Last MSU win: 83-64 (2007-08)
Last AU win: 65-62 (2010-11)
Current AU win streak: 3
Biggest MSU win: 84-64 (1990-91)
Biggest AU win: 97-66 (1958-59)
Most MSU points: 91 (twice)
Most AU points: 98 (1974-75)

AT NEUTRAL SITES

(Tied, 3-3)

Last MSU win: 69-58 (1995-96)
Last AU win: 38-36 (1981-82)
Current MSU win streak: 2
Biggest MSU win: 52-37 (1957-58)
Biggest AU win: 42-34 (1927-28)
Most MSU points: 75 (1953-54)
Most AU points: 76 (1953-54)

FLORIDA

(UF leads, 57-49)

Last MSU win: 71-64 (2010-11)
Last UF win: 69-62 (2009-10)
Current MSU win streak: 2
Biggest MSU win: 105-68 (1958-59)
Biggest UF win: 100-56 (1986-87)
Most MSU points: 105 (1958-59)
Most UF points: 107 (1974-75)

AT STARKVILLE

(MSU leads, 33-19)

Last MSU win: 71-64 (2010-11)
Last UF win: 70-67 (2006-07)
Current MSU win streak: 2
Biggest MSU win: 55-24 (1946-47)
Biggest UF win: 84-56 (1986-87)
Most MSU points: 104 (1974-75)
Most UF points: 107 (1974-75)

AT GAINESVILLE

(UF leads, 36-13)

Last MSU win: 68-59 (2007-08)
Last UF win: 69-62 (2009-10)
Current UF win streak: 1
Biggest MSU win: 105-68 (1958-59)
Biggest UF win: 100-56 (1986-87)
Most MSU points: 105 (1958-59)
Most UF points: 100 (1986-87)

AT NEUTRAL SITES

(MSU leads, 3-2)

Last MSU win: 75-69 (2009-10)
Last UF win: 80-64 (2004-05)
Current MSU win streak: 1
Biggest MSU win: 62-52 (2001-02)
Biggest UF win: 80-64 (twice)
Most MSU points: 75 (2009-10)
Most UF points: 80 (twice)

GEORGIA

(MSU leads, 52-50)

Last MSU win: 72-69 (2009-10)
Last UG win: 86-64 (2010-11)
Current UG win streak: 1
Biggest MSU win: 98-69 (1976-77)
Biggest UG win: 87-56 (1992-93)
Most MSU points: 99 (1960-61)
Most UG points: 95 (1968-69)

AT STARKVILLE

(MSU leads, 31-14)

Last MSU win: 72-69 (2009-10)
Last UG win: 86-68 (2001-02)
Current MSU win streak: 4
Biggest MSU win: 98-69 (1976-77)
Biggest UG win: 86-68 (2001-02)
Most MSU points: 98 (1976-77)
Most UG points: 95 (1968-69)

AT ATHENS

(UG leads, 27-18)

Last MSU win: 67-61 (2008-09)
Last UG win: 86-64 (2010-11)
Current UG win streak: 1
Biggest MSU win: 93-71 (1966-67)
Biggest UG win: 70-40 (1948-49)
Most MSU points: 99 (1960-61)
Most UG points: 94 (2000-01)

AT NEUTRAL SITES

(UG leads, 9-3)

Last MSU win: 79-60 (2008-09)
Last UG win: 64-60 (2007-08)
Current MSU win streak: 1
Biggest MSU win: 79-60 (2008-09)
Biggest UG win: 87-56 (1992-93)
Most MSU points: 86 (1995-96)
Most UG points: 87 (1992-93)

KENTUCKY

(UK leads, 87-20)

Last MSU win: 66-57 (2008-09)
Last UK win: 85-79 (2010-11)
Current UK win streak: 3
Biggest MSU win: 82-69 (1984-85)
Biggest UK win: 110-66 (1951-52)
Most MSU points: 97 (1989-90)
Most UK points: 118 (1974-75)

AT STARKVILLE

(UK leads, 31-12)

Last MSU win: 69-64 (2007-08)
Last UK win: 81-75 (2009-10)
Current UK win streak: 1
Biggest MSU win: 82-69 (1984-85)
Biggest UK win: 118-80 (1974-75)
Most MSU points: 89 (1956-57)
Most UK points: 118 (1974-75)

AT LEXINGTON

(UK leads, 44-5)

Last MSU win: 66-57 (2008-09)
Last UK win: 85-79 (2010-11)
Current UK win streak: 1
Biggest MSU win: 66-57 (2008-09)
Biggest UK win: 110-66 (1951-52)
Most MSU points: 97 (1989-90)
Most UK points: 112 (1974-75)

AT NEUTRAL SITES

(UK leads, 12-3)

Last MSU win: 84-82 (2006-07)
Last UK win: 75-74 (2009-10)
Current UK win streak: 1
Biggest MSU win: 84-73 (1995-96)
Biggest UK win: 87-55 (1949-50)
Most MSU points: 84 (twice)
Most UK points: 95 (1993-94)

SEC SERIES BREAKDOWN

LSU (LSU leads, 104-96) Last MSU win: 58-57 (2010-11) Last LSU win: 84-82 (2010-11) Current LSU win streak: 1 Biggest MSU win: 85-48 (1997-98) Biggest LSU win: 73-31 (1945-46) Most MSU points: 99 (1962-63) Most LSU points: 111 (1967-68)	AT STARKVILLE (MSU leads, 57-37) Last MSU win: 67-51 (2009-10) Last LSU win: 84-82 (2010-11) Current LSU win streak: 1 Biggest MSU win: 85-48 (1997-98) Biggest LSU win: 42-12 (1910-11) Most MSU points: 98 (1966-67) Most LSU points: 99 (1968-69)	AT BATON ROUGE (LSU leads, 64-35) Last MSU win: 58-57 (2010-11) Last LSU win: 81-57 (2008-09) Current MSU win streak: 2 Biggest MSU win: 99-64 (1962-63) Biggest LSU win: 73-31 (1945-46) Most MSU points: 99 (1962-63) Most LSU points: 111 (1967-68)	AT NEUTRAL SITES (Tied, 4-3) Last MSU win: 67-57 (2008-09) Last LSU win: 68-54 (1986-87) Current MSU win streak: 3 Biggest MSU win: 73-51 (1961-62) Biggest LSU win: 77-44 (1951-52) Most MSU points: 76 (2002-03) Most LSU points: 77 (1951-52)
---	---	---	---

OLE MISS (MSU leads, 138-105) Last MSU win: 71-58 (2010-11) Last UM win: 67-63 (2008-09) Current MSU win streak: 5 Biggest MSU win: 84-18 (1913-14) Biggest UM win: 61-24 (1944-45) Most MSU points: 104 (1989-90) Most UM points: 102 (1989-90)	AT STARKVILLE (MSU leads, 90-24) Last MSU win: 71-58 (2010-11) Last UM win: 67-63 (2008-09) Current MSU win streak: 2 Biggest MSU win: 84-18 (1913-14) Biggest UM win: 61-24 (1944-45) Most MSU points: 104 (1989-90) Most UM points: 102 (1989-90)	AT OXFORD (UM leads, 77-43) Last MSU win: 69-64 (2010-11) Last UM win: 74-63 (2007-08) Current MSU win streak: 3 Biggest MSU win: 52-14 (1918-19) Biggest UM win: 95-60 (1950-51) Most MSU points: 100 (1955-56) Most UM points: 95 (1950-51)	AT NEUTRAL SITES (MSU leads, 5-4) Last MSU win: 73-64 (2002-03) Last UM win: 40-39 (1938-39) Current MSU win streak: 3 Biggest MSU win: 58-45 (1937-38) Biggest UM win: 49-37 (1937-38) Most MSU points: 73 (2002-03) Most UM points: 64 (2002-03)
---	--	--	---

SOUTH CAROLINA (MSU leads, 15-8) Last MSU win: 60-58 (2010-11) Last USC win: 66-63 (2006-07) Current MSU win streak: 5 Biggest MSU win: 83-63 (1992-93) Biggest USC win: 83-61 (2005-06) Most MSU points: 83 (1992-93) Most USC points: 83 (2005-06)	AT STARKVILLE (MSU leads, 8-2) Last MSU win: 71-58 (2010-11) Last USC win: 66-63 (2006-07) Current MSU win streak: 2 Biggest MSU win: 83-63 (1992-93) Biggest USC win: 73-65 (1996-97) Most MSU points: 83 (1992-93) Most USC points: 73 (twice)	AT COLUMBIA (MSU leads, 6-4) Last MSU win: 76-63 (2009-10) Last USC win: 83-61 (2005-06) Current MSU win streak: 2 Biggest MSU win: 76-63 (2009-10) Biggest USC win: 83-61 (2005-06) Most MSU points: 79 (2003-04) Most USC points: 83 (2005-06)	AT NEUTRAL SITES (USC leads, 2-1) Last MSU win: 82-68 (2008-09) Last USC win: 59-44 (2005-06) Current MSU win streak: 1 Biggest MSU win: 82-68 (2008-09) Biggest USC win: 59-44 (2005-06) Most MSU points: 82 (2008-09) Most USC points: 69 (2000-01)
---	---	---	--

TENNESSEE (UT leads, 75-40) Last MSU win: 70-69 (2010-11) Last UT win: 75-59 (2009-10) Current MSU win streak: 1 Biggest MSU win: 95-68 (1990-91) Biggest UT win: 82-49 (1971-72) Most MSU points: 97 (1956-57) Most UT points: 109 (1974-75)	AT STARKVILLE (Tied, 26-26) Last MSU win: 82-60 (2003-04) Last UT win: 75-59 (2009-10) Current UT win streak: 3 Biggest MSU win: 95-68 (1990-91) Biggest UT win: 93-67 (1954-55) Most MSU points: 97 (1956-57) Most UT points: 97 (1974-75)	AT KNOXVILLE (UT leads, 43-10) Last MSU win: 70-69 (2010-11) Last UT win: 81-76 (2008-09) Current MSU win streak: 1 Biggest MSU win: 91-67 (1961-62) Biggest UT win: 82-49 (1971-72) Most MSU points: 91 (1961-62) Most UT points: 109 (1974-75)	AT NEUTRAL SITES (UT leads, 6-4) Last MSU win: 64-61 (2008-09) Last UT win: 87-70 (1990-91) Current MSU win streak: 3 Biggest MSU win: 33-18 (1923-24) Biggest UT win: 73-46 (1948-49) Most MSU points: 73 (1993-94) Most UT points: 87 (1990-91)
--	--	---	--

VANDERBILT (VU leads, 74-44) Last MSU win: 62-52 (2009-10) Last VU win: 87-81 (2010-11) Current VU win streak: 2 Biggest MSU win: 76-48 (1994-95) Biggest VU win: 90-43 (1948-49) Most MSU points: 110 (1979-80) Most VU points: 120 (1968-69)	AT STARKVILLE (MSU leads, 31-21) Last MSU win: 73-66 (2008-09) Last VU win: 81-74 (2010-11) Current MSU win streak: 1 Biggest MSU win: 76-48 (1994-95) Biggest VU win: 80-39 (1992-93) Most MSU points: 110 (1979-80) Most VU points: 120 (1968-69)	AT NASHVILLE (VU leads, 44-8) Last MSU win: 72-69 (2003-04) Last VU win: 75-72 (2009-10) Current VU win streak: 3 Biggest MSU win: 66-43 (2001-02) Biggest VU win: 90-43 (1948-49) Most MSU points: 92 (1965-66) Most VU points: 104 (1971-72)	AT NEUTRAL SITES (VU leads, 8-5) Last MSU win: 62-52 (2009-10) Last VU win: 87-81 (2010-11) Current VU win streak: 1 Biggest MSU win: 76-58 (1998-99) Biggest VU win: 73-40 (1938-39) Most MSU points: 81 (2010-11) Most VU points: 87 (2010-11)
---	--	---	---



2010-11 SEASON REVIEW

Opponent	1st	2nd	Score	Total FG	FG Pct	3-Pointers	3FG Pct	Free Throws	FT Pct	RBS	Assist	TO	Block	Steal	Fouls
TENNESSEE STATE	31/31	44/34	75-65	21-56/23-64	.375/.359	10-23/6-19	.435/.316	23-28/13-21	.821/.619	43/36	15/10	15/12	6/2	4/8	17/19
APPALACHIAN STATE	43/32	33/42	76-74	25-57/25-67	.439/.373	8-22/9-31	.364/.290	18-29/15-24	.621/.625	43/44	14/12	11/10	4/1	5/7	18/24
DETROIT	40/32	42/44	82-76	31-67/32-65	.463/.492	10-27/4-14	.370/.286	10-16/8-15	.625/.533	41/35	14/6	14/14	2/2	6/7	13/19
TROY	34/38	40/36	92-83	31-68/30-79	.456/.380	12-28/10-32	.429/.313	18-29/13-19	.621/.684	41/54	16/13	8/13	12/3	7/3	10/17
FLORIDA ATLANTIC	35/29	24/32	59-61	22-53/23-54	.415/.426	3-16/3-11	.188/.273	12-18/12-18	.667/.667	35/35	7/7	5/4	6/5	2/2	17/19
EAST TENN. STATE	38/35	24/28	62-63	20-46/24-48	.435/.500	5-23/8-16	.217/.500	17-20/7-14	.850/.500	22/35	11/10	9/16	0/2	5/6	16/19
NORTH CAROLINA A&T	41/21	33/37	74-58	25-59/23-65	.424/.354	15-30/7-25	.500/.280	9-13/5-11	.692/.455	45/37	18/12	18/13	7/7	9/10	12/12
NICHOLLS STATE	36/27	31/31	67-58	24-47/22-52	.511/.423	8-20/5-23	.400/.217	11-14/9-11	.786/.818	33/24	12/8	11/6	7/1	4/8	9/16
ALABAMA STATE	26/28	41/18	67-46	25-57/18-62	.439/.290	5-14/6-27	.357/.222	12-19/4-7	.632/.571	47/35	11/7	17/13	2/5	6/8	12/18
Virginia Tech	27/44	30/44	57-88	22-49/30-60	.449/.500	6-19/9-25	.316/.360	7-13/19-23	.538/.826	24/39	10/17	16/10	3/2	6/8	20/15
Washington State	40/39	17/44	57-83	19-55/31-62	.345/.500	8-28/12-24	.286/.500	11-16/9-16	.688/.563	29/42	10/10	21/12	2/2	4/11	15/18
San Diego	37/24	32/28	69-52	24-62/18-60	.387/.300	5-23/9-30	.217/.300	16-21/7-16	.762/.438	45/40	12/11	13/16	4/0	7/6	15/18
Hawai'i	23/42	34/26	57-68	17-63/23-52	.270/.442	6-25/6-24	.240/.250	17-20/16-24	.850/.667	36/41	9/10	13/14	3/1	8/4	18/18
St. Mary's	34/51	38/43	72-94	21-46/35-67	.457/.522	6-15/14-30	.400/.467	24-34/10-10	.706/1.000	33/29	7/21	11/3	5/0	1/1	18/20
ALABAMA	26/27	31/48	57-75	21-62/32-65	.339/.492	5-24/1-8	.208/.125	10-20/10-16	.500/.625	40/43	9/10	15/11	4/3	5/9	18/20
Ole Miss	32/34	37/30	69-64	24-49/24-69	.490/.348	8-23/12-35	.348/.343	13-16/4-5	.813/.800	38/33	16/16	19/11	0/1	5/10	10/20
AUBURN	41/22	44/44	85-66	31-50/24-67	.620/.358	7-17/7-23	.412/.304	16-26/11-24	.615/.458	38/37	20/12	17/13	10/2	7/7	18/20
Georgia	29/42	35/44	64-86	22-53/32-65	.415/.492	7-24/11-19	.292/.579	13-19/11-21	.684/.524	23/48	7/19	11/14	1/2	8/8	15/19
VANDERBILT	37/33	37/48	74-81	26-58/26-62	.448/.419	8-27/8-29	.296/.276	14-17/21-31	.824/.677	38/38	10/11	12/9	5/6	5/7	22/15
FLORIDA	40/38	31/26	71-64	22-54/25-63	.407/.397	8-23/5-21	.348/.238	19-23/9-19	.826/.474	37/43	11/10	8/8	1/3	3/5	14/19
Alabama	23/35	38/40	61-75	21-51/27-57	.412/.474	6-18/7-14	.333/.500	13-18/14-17	.722/.824	25/39	10/14	14/15	4/7	7/9	16/16
LSU	30/33	28/24	58-57	20-53/22-59	.377/.373	7-18/6-24	.389/.250	11-17/7-9	.647/.778	38/39	10/9	13/13	3/5	5/7	13/19
ARKANSAS	33/28	34/28	67-56	22-47/20-60	.468/.333	7-16/7-20	.438/.350	16-18/9-14	.889/.643	41/28	8/8	21/13	5/5	5/7	14/17
Auburn	36/24	26/41	62-65	21-48/26-59	.438/.441	9-24/6-12	.375/.500	11-15/7-12	.733/.583	34/30	12/14	16/12	6/1	6/4	16/16
Kentucky	40/39	39/46	79-85	25-53/32-57	.472/.561	12-22/9-22	.545/.409	17-19/12-18	.895/.667	29/26	13/14	15/10	0/5	7/7	16/14
OLE MISS	33/33	38/25	71-58	24-52/23-67	.462/.343	9-22/4-24	.409/.167	14-20/8-11	.700/.727	34/41	21/5	10/12	6/6	5/3	12/15
LSU	41/45	41/39	82-84	28-50/28-67	.560/.418	9-17/9-23	.529/.391	17-28/19-24	.607/.792	38/32	17/12	18/10	7/2	3/11	19/22
Tennessee	34/34	36/35	70-69	25-63/24-66	.397/.364	8-25/5-21	.320/.238	12-15/16-23	.800/.696	40/48	17/14	8/7	6/2	5/6	17/17
Arkansas	35/39	53/39	88-78	29-59/26-57	.492/.456	9-22/11-22	.409/.500	21-26/15-20	.808/.750	33/30	15/14	8/12	2/2	6/4	15/17
SOUTH CAROLINA	29/23	31/35	60-58	19-51/23-64	.373/.359	11-26/5-18	.423/.278	11-15/7-8	.733/.875	41/35	14/9	16/8	5/3	6/9	7/15
Vanderbilt	38/36	43/51	81-87	32-63/28-56	.508/.500	9-19/11-23	.474/.478	8-8/20-22	1.000/.909	35/25	17/14	10/5	1/3	1/5	19/11

NOTE: GAME TOTALS ARE DISPLAYED IN THE FORMAT TEAM/OPPONENT FOR EACH CATEGORY

100 Years Of Bulldog Basketball



2010-11 SEASON STATS

RECORD	OVERALL	HOME	AWAY	NEUTRAL
ALL GAMES	17-14	12-5	4-5	1-4
CONFERENCE	9-7	5-3	4-4	0-0
NON-CONFERENCE	8-7	7-2	0-1	1-4

##	Player	GP-GS	Min	Avg	----TOTAL----		----3-PTS----		FT-FTA	Pct	----REBOUNDS----				PF	FO	A	TO	Blk	Stl	Pts	Avg								
					FG-FGA	Pct	3FG-FGA	Pct			Off	Def	Tot	Avg																
02	Ravern Johnson	28-24	977	34.9	162-377	.430	83-206	.403	85-109	.780	22	78	100	3.6	28	0	21	36	15	12	492	17.6								
03	Dee Bost	17-17	602	35.4	84-216	.389	38-113	.336	54-77	.701	8	52	60	3.5	37	0	106	59	5	28	260	15.3								
01	Renardo Sidney	19-18	478	25.2	105-203	.517	7-24	.292	52-74	.703	35	109	144	7.6	59	4	14	48	16	13	269	14.2								
24	Kodi Augustus	31-31	975	31.5	117-262	.447	29-94	.309	114-138	.826	53	171	224	7.2	95	5	50	89	30	14	377	12.2								
15	Riley Benock	31-30	992	32.0	62-143	.434	50-118	.424	18-21	.857	15	91	106	3.4	62	3	70	34	5	37	192	6.2								
45	Elgin Bailey	12-11	225	18.8	24-59	.407	0-0	.000	22-38	.579	26	25	51	4.3	32	1	2	19	9	6	70	5.8								
00	Jalen Steele	27-6	485	18.0	49-137	.358	27-82	.329	29-39	.744	15	25	40	1.5	22	0	25	24	0	10	154	5.7								
22	Brian Bryant	31-9	553	17.8	52-117	.444	6-18	.333	42-60	.700	29	70	99	3.2	46	0	59	33	12	17	152	4.9								
30	Wendell Lewis	31-2	466	15.0	51-89	.573	0-0	.000	13-32	.406	53	64	117	3.8	40	0	9	21	30	9	115	3.7								
04	Twany Beckham	14-5	220	15.7	18-52	.346	1-7	.143	3-6	.500	3	28	31	2.2	21	0	29	23	1	16	40	2.9								
50	John Riek	14-0	71	5.1	6-10	.600	0-0	.000	5-8	.625	6	12	18	1.3	13	0	2	4	5	0	17	1.2								
10	Shaun Smith	24-2	142	5.9	8-34	.235	5-18	.278	3-6	.500	3	14	17	0.7	12	0	5	12	0	1	24	1.0								
33	Brandon Bolen	8-0	23	2.9	1-2	.500	0-0	.000	1-2	.500	1	4	5	0.6	3	0	1	5	0	0	3	0.4								
12	Charles Parker	6-0	6	1.0	0-0	.000	0-0	.000	0-0	.000	0	0	0	0.0	1	0	0	0	0	0	0	0.0								
20	Taylor Luczak	6-0	5	0.8	0-0	.000	0-0	.000	0-0	.000	0	0	0	0.0	0	0	0	0	0	0	0	0.0								
21	Baxter Price	6-0	5	0.8	0-0	.000	0-0	.000	0-0	.000	0	0	0	0.0	0	0	0	0	1	0	0	0.0								
TEAM											37	70	107	3.5	0				6											
Total											31	6225	739-1701	.434	246-680	.362	441-610	.723	306	813	1119	36.1	471	13	393	413	129	163	2165	69.8
Opponents											31	6225	799-1917	.417	232-689	.337	347-523	.663	389	752	1141	36.8	544	-	359	339	91	207	2177	70.2

SCORE BY PERIODS:	1st	2nd	OT	Total
Mississippi State	1062	1085	18	2165
Opponents	1038	1130	9	2177

MISCELLANEOUS MSU INDIVIDUAL STATISTICS

- Games Scoring in Double Figures:** Johnson 24, Augustus 22, Sidney 15, Bost 12, Benock 7, Bryant 4, Steele 4 Bailey 2
- Games Scoring 20-plus Points:** Johnson 11, Bost 4, Sidney 4, Augustus 2, Bryant
- Games Scoring 30-plus Points:** Johnson 2
- Games Rebounding in Double Figures:** Augustus 10, Sidney 5
- Games With Double Figures in Assists:** Bost 2
- Games With Double-Doubles:** Augustus 9, Sidney 4, Bost 2
- Games As Team High Scorer (or co-leader):** Johnson 15, Bost 6, Sidney 5, Augustus 3, Bailey
- Games As Team High Rebounder (or co-leader):** Augustus 14, Sidney 10, Lewis 3, Bryant 2, Benock 2, Johnson, Bost
- Games As Team Leader in Assists (or co-leader):** Bost 14, Augustus 5, Benock 5, Bryant 5, Beckham 4, Smith
- Games As Team Leader in Steals (or co-leader):** Benock 12, Bost 10, Beckham 8, Bryant 5, Augustus 4, Sidney 4, Steele 4, Johnson 3, Lewis 2, Bailey
- Games As Team Leader in Blocks (or co-leader):** Augustus 13, Lewis 9, Sidney 6, Bailey 4, Johnson 4, Bryant 4, Benock 2, Bost 2, Riek
- Games As Team Leader in Turnovers (or co-leader):** Augustus 13, Bost 9, Sidney 7, Beckham 3, Steele 3, Bryant 3, Bailey 2, Johnson 2, Benock 2, Smith

MSU'S RECORD BY STARTING LINEUP

Johnson, Bailey, Beckham, Benock, Augustus	4-1
Johnson, Bailey, Bryant, Benock, Augustus	3-2
Johnson, Sidney, Bost, Benock, Augustus	6-5
Johnson, Lewis, Bryant, Benock, Augustus	0-2
Steele, Sidney, Bost, Smith, Augustus	1-0
Steele, Bost, Benock, Sidney, Augustus	2-3
Smith, Bailey, Bryant, Benock, Augustus	1-0
Johnson, Sidney, Bryant, Benock, Augustus	0-1

100 Years Of Bulldog Basketball



2010-11 RESULTS

<u>DATE</u>	<u>OPPONENT</u>	<u>W/L</u>	<u>SCORE</u>	<u>ATTENDANCE</u>	<u>HIGH POINTS</u>	<u>HIGH REBOUNDS</u>
11-12-10	TENNESSEE STATE	W	75-65	4771	(32)Ravern Johnson	(14)Kodi Augustus
11-19-10	APPALACHIAN STATE	W	76-74	5794	(26)Kodi Augustus	(10)Kodi Augustus
11-22-10	DETROIT	W	82-76	4221	(25)Ravern Johnson	(9)Kodi Augustus
11-26-10	TROY	Wot	92-83	4021	(33)Ravern Johnson	(11)Kodi Augustus
11-30-10	FLORIDA ATLANTIC	L	59-61	4204	(18)Ravern Johnson	(10)Kodi Augustus
12-11-10	EAST TENNESSEE STATE	L	62-63	3382	(23)Ravern Johnson	(7)Kodi Augustus
12-12-10	NORTH CAROLINA A&T	W	74-58	2119	(17)Ravern Johnson	(8)Riley Benock
12-13-10	NICHOLLS STATE	W	67-58	2378	(23)Ravern Johnson	(7)Brian Bryant
12-14-10	ALABAMA STATE	W	67-46	2776	(13)Elgin Bailey	(9)Kodi Augustus
12-14-10	vs Virginia Tech	L	57-88	3480	(12)Ravern Johnson (12)Renardo Sidney	(8)Brian Bryant
12-22-10	vs Washington State	L	57-83	7391	(19)Kodi Augustus	(7)Riley Benock
12-23-10	vs San Diego	W	69-52	7179	(19)Renardo Sidney	(11)Kodi Augustus
12-25-10	at Hawai'i	L	57-68	6694	(18)Kodi Augustus	(11)Kodi Augustus
12-29-10	vs St. Mary's	L	72-94	1231	(26)Ravern Johnson	(9)Wendell Lewis
01-08-11	ALABAMA	L	57-75	7121	(14)Dee Bost	(11)Kodi Augustus
01-13-11	at Ole Miss	W	69-64	8407	(25)Dee Bost	(14)Kodi Augustus
01-16-11	AUBURN	W	85-66	6794	(21)Ravern Johnson	(7)Kodi Augustus
01-22-11	at Georgia	L	64-86	10523	(20)Dee Bost	(9)Renardo Sidney
01-27-11	VANDERBILT	L	74-81	8870	(19)Ravern Johnson	(6)Wendell Lewis
01-29-11	FLORIDA	W	71-64	9012	(24)Dee Bost	(8)Renardo Sidney (8)Ravern Johnson
02-02-11	at Alabama	L	61-75	10771	(18)Dee Bost	(4)Wendell Lewis (4)Dee Bost
02-05-11	at LSU	W	58-57	7938	(16)Renardo Sidney	(11)Renardo Sidney
02-09-11	ARKANSAS	W	67-56	7224	(18)Dee Bost	(10)Renardo Sidney
02-12-11	at Auburn	L	62-65	9121	(22)Dee Bost	(13)Renardo Sidney
02-15-11	at Kentucky	L	79-85	23196	(21)Ravern Johnson	(8)Renardo Sidney
02-19-11	OLE MISS	W	71-58	9124	(22)Renardo Sidney	(12)Renardo Sidney
02-23-11	LSU	L	82-84	7303	(24)Renardo Sidney	(9)Kodi Augustus
02-26-11	at Tennessee	W	70-69	20777	(20)Ravern Johnson	(10)Kodi Augustus
03-02-11	at Arkansas	W	88-78	12412	(25)Ravern Johnson	(7)Renardo Sidney
03-05-11	SOUTH CAROLINA	W	60-58	7955	(21)Ravern Johnson	(12)Renardo Sidney
03-11-11	vs Vanderbilt	L	81-87	17096	(22)Renardo Sidney	(7)Renardo Sidney

2010-11 SEASON ATTENDANCE TOTALS

All Games: 243,285 in 31 games/7,848 per game

All Home Games: 97,069 in 17 games/5,710 per game

All Road Games: 109,839 in 9 games/12,204 per game

All Neutral Games: 36,377 in 5 games/7,275 per game

All SEC Games: 166,548 in 16 games/10,409 per game

ALL SEC Home Games: 63,403 in 8 games/7,925 per game

All SEC Away Games: 103,145 in 8 games/12,893 per game

2010-11 SUPERLATIVES

MSU GAME HIGHS

POINTS **92**
Troy (11-26-10)

FIELD GOALS MADE..... **32**
vs. Vanderbilt (3-11-11)

FIELD GOAL ATTEMPTS..... **68**
Troy (11-26-10)

FIELD GOAL %..... **.620 (31-50)**
Wright State (12-16-09)

3 PT FIELD GOALS MADE **15**
North Carolina A&T (12-12-10)

3 PT FG ATTEMPTS **30**
North Carolina A&T (12-12-10)

3 PT FG %..... **.545 (16-28)**
at Kentucky (2-15-11)

FREE THROWS MADE **24**
vs. St. Mary's (12-29-10)

FREE THROW ATTEMPTS **34**
vs. St. Mary's (12-29-10)

FREE THROW % **1.000 (8-8)**
vs. Vanderbilt (3-11-11)

REBOUNDS..... **47**
Alabama State (12-14-10)

ASSISTS **21**
Ole Miss (2-19-11)

STEALS **9**
North Carolina A&T (12-12-10)

BLOCKED SHOTS **14**
Troy (11-26-10)

TURNOVERS..... **19**
at Houston (12-19-08)

FOULS **22**
Vanderbilt (1-27-11)

OPPONENT GAME HIGHS

POINTS **94**
vs. St. Mary's (12-29-10)

FIELD GOALS MADE..... **35**
vs. St. Mary's (12-29-10)

FIELD GOAL ATTEMPTS..... **79**
Troy (11-26-10)

FIELD GOAL %..... **.561 (32-57)**
at Kentucky (2-15-11)

3 PT FIELD GOALS MADE **14**
vs. St. Mary's (12-29-10)

3 PT FG ATTEMPTS **35**
at Ole Miss (1-3-11)

3 PT FG %..... **.579 (11-19)**
at Georgia (1-22-11)

FREE THROWS MADE **21**
Vanderbilt (1-27-11)

FREE THROW ATTEMPTS **31**
Vanderbilt (1-27-11)

FREE THROW % **1.000 (10-10)**
vs. St. Mary's (12-29-10)

REBOUNDS..... **54**
Troy (11-26-10)

ASSISTS **21**
vs. St. Mary's (12-29-10)

STEALS **11**
LSU (2-23-11)
vs. Washington State (12-22-10)

BLOCKED SHOTS **7**
at Alabama (2-2-11)
North Carolina A&T (12-12-10)

TURNOVERS..... **16**
vs. San Diego (12-23-10)
LSU (2-23-11)

FOULS **24**
Appalachian State (11-19-10)

MSU GAME LOWS

POINTS **57**
vs. Virginia Tech (12-14-10)
vs. Washington State (12-22-10)
at Hawaii (12-25-10)
Alabama (1-8-11)

FIELD GOALS MADE..... **17**
at Hawaii (12-25-10)

FIELD GOAL ATTEMPTS..... **46**
East Tennessee State (12-11-10)
vs. St. Mary's (12-29-10)

FIELD GOAL %..... **.270 (17-63)**
at Hawaii (12-25-10)

3 PT FIELD GOALS MADE **3**
Florida Atlantic (11-30-10)

3 PT FG ATTEMPTS **14**
Alabama State (12-14-10)

3 PT FG %..... **.188 (3-16)**
Florida Atlantic (11-30-10)

FREE THROWS MADE **7**
vs. Virginia Tech (12-14-10))

FREE THROW ATTEMPTS **8**
vs. Vanderbilt (3-11-11)

FREE THROW %..... **.500 (10-20)**
Alabama (1-8-11)

REBOUNDS..... **22**
East Tennessee State (12-11-10)

ASSISTS **7**
Florida Atlantic (11-30-10)
vs. St. Mary's (12-29-10)
at Georgia (1-22-11)

STEALS **1**
vs. St. Mary's (12-29-10)
vs. Vanderbilt (3-11-11)

BLOCKED SHOTS **0**
East Tennessee State (12-11-10)
at Ole Miss (1-13-11)
at Kentucky (2-15-11)

TURNOVERS..... **5**
Florida Atlantic (11-30-10)

FOULS **7**
South Carolina (3-5-11)

OPPONENT GAME LOWS

POINTS **46**
Alabama State (12-14-10)

FIELD GOALS MADE..... **18**
Alabama State (12-14-10)
vs. San Diego (12-23-10)

FIELD GOAL ATTEMPTS..... **48**
East Tennessee State (12-11-10)

FIELD GOAL %..... **.290 (18-62)**
Alabama State (12-14-10)

3 PT FIELD GOALS MADE **1**
Alabama (1-8-11)

3 PT FG ATTEMPTS **8**
Alabama (1-8-11)

3 PT FG %..... **.125 (1-8)**
Alabama (1-8-11)

FREE THROWS MADE **4**
Alabama State (12-14-10)
at Ole Miss (1-13-11)

FREE THROW ATTEMPTS **5**
at Ole Miss (1-13-11)

FREE THROW % **.438 (7-16)**
vs. San Diego (12-23-10)

REBOUNDS..... **24**
Nichols State (12-13-10)

ASSISTS **5**
Ole Miss (2-19-11)

STEALS **1**
vs. St. Mary's (12-29-10)

BLOCKED SHOTS **0**
vs. San Diego (12-23-10)
vs. St. Mary's (12-29-10)

TURNOVERS..... **3**
vs. St. Mary's (12-29-10)

Fouls..... **11**
vs. Vanderbilt (3-11-11)



2010-11 MISCELLANEOUS STATS

GAME-BY-GAME STARTERS

Opponent	Date	Guard	Guard	Guard	Forward	Forward	Record
Tennessee State	11/12/10	Beckham	Johnson	Benock	Augustus	Bailey	1-0
Appalachian State	11/19/10	Beckham	Johnson	Benock	Augustus	Bailey	2-0
Detroit	11/22/10	Beckham	Johnson	Benock	Augustus	Bailey	3-0
Troy	11/26/10	Beckham	Johnson	Benock	Augustus	Bailey	4-0
Florida Atlantic	11/30/10	Beckham	Johnson	Benock	Augustus	Bailey	4-1
East Tennessee St.	12/11/10	Bryant	Johnson	Benock	Augustus	Bailey	4-2
North Carolina A&T	12/12/09	Bryant	Johnson	Benock	Augustus	Bailey	5-2
Nicholls State	12/13/10	Bryant	Johnson	Benock	Augustus	Bailey	6-2
Alabama State	12/14/10	Bryant	Smith	Benock	Augustus	Bailey	7-2
Virginia Tech	12/18/10	Bryant	Johnson	Benock	Augustus	Sidney	7-3
Washington State	12/22/10	Bryant	Johnson	Benock	Augustus	Bailey	7-4
San Diego	12/23/10	Bryant	Johnson	Benock	Augustus	Bailey	8-4
Hawaii	12/25/10	Bryant	Johnson	Benock	Augustus	Lewis	8-5
St. Mary's	12/29/10	Bryant	Johnson	Benock	Augustus	Lewis	8-6
Alabama	1/08/11	Bost	Johnson	Benock	Augustus	Sidney	8-7
Ole Miss	1/13/11	Bost	Johnson	Benock	Augustus	Sidney	9-7
Auburn	1/16/11	Bost	Johnson	Benock	Augustus	Sidney	10-7
Georgia	1/22/11	Bost	Johnson	Benock	Augustus	Sidney	10-8
Vanderbilt	1/27/11	Bost	Johnson	Benock	Augustus	Sidney	10-9
Florida	1/29/11	Bost	Johnson	Benock	Augustus	Sidney	11-9
Alabama	2/02/11	Bost	Johnson	Benock	Augustus	Sidney	11-10
LSU	2/05/11	Bost	Steele	Benock	Augustus	Sidney	12-10
Arkansas	2/09/11	Bost	Steele	Smith	Augustus	Sidney	13-10
Auburn	2/12/11	Bost	Steele	Benock	Augustus	Sidney	13-11
Kentucky	2/15/11	Bost	Steele	Benock	Augustus	Sidney	13-12
Ole Miss	2/19/11	Bost	Steele	Benock	Augustus	Sidney	14-12
LSU	2/23/11	Bost	Steele	Benock	Augustus	Sidney	14-13
Tennessee	2/26/11	Bost	Johnson	Benock	Augustus	Sidney	15-13
Arkansas	3/02/11	Bost	Johnson	Benock	Augustus	Sidney	16-13
South Carolina	3/05/11	Bost	Johnson	Benock	Augustus	Sidney	17-13
Vanderbilt SECT	3/11/11	Bost	Johnson	Benock	Augustus	Sidney	17-14

MSU'S 2010-11 RECORD WHEN . . .

Leads at Halftime	9-7
Trails at Halftime	5-7
Is Tied at Halftime	3-0
Shoots 45% or better from the field	8-4
Shoots less than 45% from the field	9-10
Opp. shoots less than 45% from the field	16-6
Opp. shoots 45% or better from the field	1-8
Outrebounds (or ties) the opponent	11-7
Outrebounded by the opponent	6-7
Fewer (or ties) TOs than opponent	7-4
More TOs than opponent	10-10
Holds opponents to 65 points or less	11-3
In games decided by 10 points or less	11-7

MSU'S 2010-11 RECORD IN . . .

All Games	17-14
Home Games	12-5
Road Games	4-5
Neutral-sites	1-4
Non-SEC Games	8-6
Non-SEC Home Games	7-2
Non-SEC Road Games	0-1
Non-SEC Neutral-site Games	1-3
SEC Games	9-7
SEC Home Games	5-3
SEC Road Games	4-4
SEC Tournament	0-1
Games vs. SEC Western Division	6-4
Games vs. SEC Eastern Division	3-4
November Games	4-1
December Games	4-5
January Games	3-3
February Games	4-4
March Games	2-1
Monday Games	2-0
Tuesday Games	1-2
Wednesday Games	2-3
Thursday Games	2-1
Friday Games	3-1
Saturday Games	5-7
Sunday Games	2-0
Overtime Games	1-0
Television Games	11-10
Games vs. Ranked Opponents	1-3

MISC. 2010-11 TEAM STATS

Largest Lead Surrendered in Loss:

19, Auburn (2-12-11)

Largest Deficit Overcome in Win:

11, Troy (11-26-10)

Largest Lead at Anytime:

25, Auburn (1-16-11)

Largest Deficit Anytime:

33, Virginia Tech (12-18-10)

COMPARISON STATS

Team Statistics	MSU	OPP
SCORING	2622	2336
Points per game	72.8	64.9
Scoring margin	+7.9	-
FIELD GOALS-ATT	897-2065	868-2233
Field goal pct	.434	.389
3 POINT FG-ATT	329-918	231-710
3-point FG pct	.358	.325
3-pt FG made per game	9.1	6.4
FREE THROWS-ATT	499-728	369-554
Free throw pct	.685	.666
F-Throws made per game	13.9	10.3
REBOUNDS	1406	1335
Rebounds per game	39.1	37.1
Rebounding margin	+2.0	-
ASSISTS	462	418
Assists per game	12.8	11.6
TURNOVERS	457	411
Turnovers per game	12.7	11.4
Turnover margin	-1.3	-
Assist/turnover ratio	1.0	1.0
STEALS	209	238
Steals per game	5.8	6.6
BLOCKS	271	110
Blocks per game	7.5	3.1
ATTENDANCE	116,919	190,576

DIFFERENTIALS

Wins	Stat	Losses
73.0	Points	66.0
63.6	Opp. Points	78.2
+9.4	Scoring Margin	-12.2
44.4	FG%	42.3
37.0	Opp. FG%	47.8
38.8	3FG%	32.9
28.9	Opp. 3FG%	40.7
72.5	Free Throw%	72.1
62.3	Opp. FT%	70.3
39.9	Rebounds	31.5
37.6	Opp. Rebounds	35.9
+2.3	Rebound Margin	-4.4
14.4	Assists	10.6
5.6	Steals	4.9
4.8	Blocks	3.4
13.4	Turnovers	13.3

2010-11 Win-Loss Differential

Diff.	1	2	3	4	5	6	7	8	9	10	11	12	13	14	15	16	17	18	19	20	21	22	23	24	25+
Won	2	3		1	1	1			2	2	1		1			1	1		1						
Lost	1	2	1			2	1				1			1					1			2			2

THE LAST TIME . . .

THE LAST TIME AN MSU PLAYER ...

Scored 30 or more points in a game:
32, Ravern Johnson vs. Tenn. St. (11-12-10)

Scored 33 or more points in a game:
33, Ravern Johnson vs. Troy (11-26-10)

Scored 34 or more points in a game:
34, Charles Rhodes vs. Oregon (3-21-08)

Scored 35 or more points in a game:
36, Jeff Malone at Ole Miss (2-19-83)

Scored 37 or more points in a game:
39, Jeff Malone vs. Alabama (1-31-83)

Scored 40 or more points in a game:
40, Rickey Brown vs. Auburn (3-7-77)

Scored 20+ points in back-to-back games:
Ravern Johnson (20 at Tennessee 02-26-11; 25 at Arkansas (03-02-11)

Scored 20+ points in three-consecutive games:
Ravern Johnson (20 at Tennessee 2-26-11; 25 at Arkansas 3-2-11; 21 vs. USC 3-5-11)

Scored 20+ points in five-consecutive games:
Jeff Malone, 1982-83 (11 consecutive)

Scored 30+ points in back-to-back games:
Jeff Malone (36 at Ole Miss & 30 vs. Georgia, 1982-83)

Scored 30+ points in three-consecutive games:
Jeff Malone (33 at LSU; 36 at Ole Miss & 30 vs. Georgia, 1982-83)

Made 10 field goals in a game:
10, Renardo Sidney vs. Vanderbilt (3-11-11)

Made 15 field goals in a game:
16, Raymond Brown vs. Florida (3-2-85)

Attempted 20 field goals in a game:
20, Ravern Johnson vs. St. Mary's (12-29-10)

Attempted 21 or more field goals in a game:
21, Dee Bost vs. Kentucky (2-16-10)

Attempted 23 or more field goals in a game:
23, Ravern Johnson vs. Troy (11-26-10)

Attempted 25 field goals in a game:
25, Chuck Evans at Alabama (3-6-93)

Attempted 27 or more field goals in a game:
28, Jeff Malone vs. Vanderbilt (1-8-83)

Made six 3-pointers in a game:
6, Dee Bost vs. Old Dominion (11-28-09)

Made seven 3-pointers in a game:
7, Ravern Johnson vs. S. Carolina (3-5-10)

Made eight or more 3-pointers in a game:
8, Winsome Frazier vs. UMKC (11-23-04)

Attempted 11 3-pointers in a game:
11, Ravern Johnson vs. Troy (11-26-10)

Attempted 12 3-pointers in a game:
12, Ravern Johnson vs. ETSU (12-11-10)

Attempted 13 or more 3-pointers in a game:
14, Ravern Johnson vs. S. Carolina (3-5-11)

Attempted 16 or more 3-pointers in a game:
17, Darryl Wilson vs. Alabama (3-4-95)

Made 14 or more free throws in a game:
14, Charles Rhodes vs. Oregon (3-21-08)

Made 15 or more free throws in a game:
18, Rich Knarr vs. Auburn (2-19-73)

Attempted 18 free throws in a game:
18, Charles Rhodes vs. Oregon (3-21-08)

Attempted 19 free throws in a game:
19, Carl Nichols vs. SE La. (12-1-88)

Had 16 rebounds in a game:
16, Kodi Augustus at Houston (12-19-09)

Had 18 or more rebounds in a game:
21, Wesley Morgan vs. SE La. (11-28-05)

Had 22 or more rebounds in a game:
23, Rickey Brown vs. Vanderbilt (12-6-79)

Had 24 or more rebounds in a game:
24, Wiley Peck vs. Alabama (1-27-79)

Had 10 or more offensive rebounds in a game:
10, Wesley Morgan vs. SE La. (11-28-05)

Had 10 defensive rebounds in a game:
10, Kodi Augustus at Tennessee (2-26-11)

Had 12 or more defensive rebounds in a game:
15, Jarvis Varnado at San Diego (12-31-09)

Had 10 or more assists in a game:
11, Dee Bost vs. Vanderbilt (3-11-11)

Had 14 assists in a game:
14, Gary Ervin vs. Florida A&M (12-20-04)

Had 15 or more assists in a game:
16, Chuck Evans at UMKC (2-23-93)

Had 10 or more turnovers in a game:
10, Charles Rhodes vs. Nicholls (11-11-06)

Had five or more blocks in a game:
5, Wendell Lewis vs. St. Mary's (12-29-10)

Had eight blocks in a game:
8, Jarvis Varnado vs. Alabama (2-24-10)

Had nine blocks in a game:
9, Jarvis Varnado at Vanderbilt (2-3-10)

Had 10 blocks in a game:
10, Jarvis Varnado vs. Arkansas (1-14-10)

Had 10+ blocks in two consecutive games:
Jarvis Varnado (10 vs. Georgia & 10 vs. Kentucky, 2007-08)

Had five steals in a game:
5, Dee Bost at Georgia (1-22-11)

Had six or more steals in a game:
6, Phil Turner vs. South Carolina (2-18-09)

LAST TIME AN MSU TEAM...

Scored 100 or more points:
105 vs. St. Bonaventure (12-05-09)

Scored 100 or more points in an SEC game:
105 vs. Auburn (3-2-04)

Allowed 100 or more points:
115 at Arkansas (2-20-93)

Was held to 52 points or less:
52 at Western Kentucky (1-4-10)

Was held to 48 points or less:
36 vs. George Washington (12-8-96)

Held opponent to 60 points or less:
58 vs. South Carolina (3-5-11)

Held opponent to 57 points or less:
56 vs. Arkansas (2-9-11)

Held opponent to 55 points or less:
52 vs. San Diego (12-23-10)

Held opponent to 50 points or less:
46 vs. Alabama State (12-14-10)

Held opponent to 45 points or less:
45 vs. MVSU (12-28-09)

Held opponent to 39 points or less:
39 at LSU (1-9-08)

Shot 50 percent or better from the field:
.508 [32-63] vs. Vanderbilt (3-11-11)

Shot 55 percent or better from the field:
.560 [28-50] vs. LSU (2-23-11)

Shot 60 percent or better from the field:
.620 [31-50] vs. Auburn (1-16-11)

Shot 65 percent or better from the field:
.660 [35-53] vs. Western Kentucky (1-5-09)

Was held to less than 35 percent from the field:
.339 [21-62] vs. Alabama (1-8-11)

Was held to less than 32 percent from the field:
.270 [17-63] at Hawaii (1-25-10)

Held opp. to 35 percent or less from the field:
.343 [23-67] vs. Ole Miss (2-19-11)

Held opp. to 30 percent or less from the field:
.300 [18-60] vs. San Diego (12-23-10)

Opponent shot 50 percent or better:
.500 [28-56], Vanderbilt (3-11-11)

Made 35 or more field goals:
37 vs. St. Bonaventure (12-5-09)

Made 40 or more field goals:
40 vs. Auburn (3-2-04)

Attempted 70 or more shots from the field:
70 vs. Kentucky (2-16-10)

Attempted 80 or more shots from the field:
80 at Alabama (2-21-09)

Attempted 40 or fewer shots from the field:
39 vs. Vanderbilt (2-12-05)

Made 10 or more 3-pointers:
11 vs. South Carolina (3-5-11)

Made 12 3-pointers:
12 vs. Kentucky (2-15-11)

Made 16 3-pointers:
16 vs. St. Bonaventure (12-05-09)

Did not make a 3-pointer:
[0-11] at Alabama (1-18-05)

Made just one 3-pointer:
vs. Southeastern Louisiana (11-28-05)

Attempted only 10 3-pointers:
10 vs. Alabama State (12-6-08)

Attempted six 3-pointers or less:
6 at Ole Miss (1-29-03)

Attempted 25 3-pointers:
25 at Tennessee (2-26-11)

Attempted 30 or more 3-pointers:
30 vs. North Carolina A&T (12-12-10)

Attempted 35 or more 3-pointers:
35 vs. Kentucky (2-16-10)

Made 30 or more free throws:
30 vs. Arkansas (1-15-05)

Made 40 or more free throws:
41 vs. LSU (2-11-09)

Made 50 or more free throws:
52 vs. LSU (2-11-09)

Made fewer than five free throws:
4 at Alabama (1-19-08)

Made fewer than four free throws:
1 at Kentucky (1-13-07)

Attempted 35 or more free throws:
38 vs. Jackson State NIT (3-16-10)

Attempted 40 or more free throws:
41 vs. Charlotte (11-29-06)

Attempted fewer than 10 free throws:
6 at LSU (2-20-10)

Had 50 or more rebounds:
50 vs. South Carolina SECT (3-13-09)

Had 55 or more rebounds:
58 vs. Troy (12-10-05)

Had 59 or more rebounds:
59 at Houston (12-19-09)

Had 20 or more assists:
20 vs. Auburn (1-16-11)

Had 25 or more assists:
25 vs. St. Bonaventure (12-05-09)

Had 20 or more turnovers:
20 vs. Washington St. (11-28-08)

Had 25 or more turnovers:
31 at Kentucky (1-7-97)

Had fewer than 10 turnovers:
8 at Arkansas (3-2-11)

Had five or fewer turnovers:
5 vs. Florida Atlantic (11-30-10)

Had 10 blocked shots:
10 vs. Auburn (1-16-11)

Had 12 blocked shots:
12 vs. Troy (11-26-10)

Had 14 blocked shots:
14 vs. Texas-Pan American (11-24-09)

Had 16 blocked shots:
16 vs. Georgia (1-12-08)

Had 10 steals:
10 at Alabama (2-21-09)

Had 12 steals:
12 vs. Jackson State NIT (3-16-10)

Had 13 or more steals:
13 at Georgia (1-24-09)

Had 20 or more steals:
20 vs. Nicholls State (11-17-01)

Had 1 steal or less:
1 vs. Vanderbilt (3-11-11)



2010-11 RECAPS

Game 1

Mississippi State 75
Tennessee State 65
Humphrey Coliseum • Nov. 12, 2010

STARKVILLE, Miss. - Ravern Johnson poured in a career high 32 points as the Bulldogs defeated Tennessee State 75-65 in the season opener.

With his monster night, Johnson also became the 32nd Bulldog in program history to score 1,000 career points.

The Bulldogs won the contest on the defensive end, breaking away from a 31-all halftime tie with a decisive 15-4 run in the back stretch of the game's final half.

The Bulldogs scored the game's first five points and actually held some type of lead until TSU's Robert Covington drained a 3-point basket placing the Tigers on top, 18-17. The lead would then be possessed by the visitors until Shaun Smith drained a 3-point basket as the half expired, forcing the 31-all tie.

Johnson took matters in his own hands in the final half, tallying 25 points, including four treys. The Bulldogs built a 40-33 lead with 16:29 remaining, only to see the Tigers go back up 46-44 with 9:14 left.

Back-to-back 3's by Johnson gave the Maroon and White the lead for good. The 15-4 run was capped by Johnson's final trey. That basket placed the Bulldogs on top 62-51 with 4:00 remaining.

Tennessee State

Player	FG	3FG	FT	RB	PF	PT	A	Min
Moore f	5-14	1-3	2-4	7	1	13	1	30
Covington f	5-13	2-5	1-2	7	5	13	0	22
Nobles g	1-7	1-3	0-0	5	1	3	1	39
Miller g	4-12	0-2	5-8	4	1	13	2	38
Peters g	3-5	1-2	2-2	2	5	9	2	25
Towns	2-4	0-2	1-1	4	1	5	2	11
Conner	1-1	1-1	1-2	1	1	4	0	5
Mann	0-1	0-1	0-0	0	2	0	0	3
Green	2-7	0-0	1-2	3	2	5	2	27
TOTALS	23-64	6-19	13-21	36	19	65	8	200

Mississippi State

Player	FG	3FG	FT	RB	PF	PT	A	Min
Augustus f	5-9	1-3	3-3	14	4	14	2	24
Bailey f	1-5	0-0	0-0	5	3	2	0	16
Johnson g	7-17	5-9	13-14	5	1	32	2	34
Beckham g	0-4	0-1	0-0	4	2	0	0	13
Benock g	1-4	1-3	1-2	3	0	4	4	34
Steele	2-6	2-6	2-2	0	1	8	1	13
Smith	1-2	1-1	0-0	0	0	3	0	12
Parker	0-0	0-0	0-0	0	0	0	0	1
Luczak	0-0	0-0	0-0	0	0	0	0	1
Price	0-0	0-0	0-0	0	0	0	0	1
Bryant	2-5	0-0	3-4	5	4	7	6	26
Lewis	2-4	0-0	1-3	7	1	5	0	21
Bolen	0-0	0-0	0-0	0	0	0	0	2
Riek	0-0	0-0	0-0	0	1	0	0	2
TOTALS	21-56	10-23	23-28	43	17	75	15	200

Halftime: MSU 31, TSU 31. FG%: MSU 37.5%, TSU 35.9%. 3FG%: MSU 43.5%, TSU 31.6%. FT%: MSU 82.1%, TSU 61.9%. Turnovers: MSU 15 (Augustus 5), TSU 12 (Moore 5). Blocked Shots: MSU 6 (Augustus, Bailey 2), TSU 2 (Green, Nobles 1). Steals: MSU 4 (Four with 1), TSU 8 (Covington, Moore 3 2). Officials: Antinio Petty, Tim Gattis, Kevin Scott. Attendance: 4,771.

Game 2

Mississippi State 76
Appalachian State 74
Humphrey Coliseum • Nov. 19, 2010

STARKVILLE, Miss. — A lay-up by Mississippi State's Jalen Steele led the Bulldogs past Appalachian State, 76-74.

The Bulldogs trailed 73-64 before a frantic final 2:00, which saw them close out the win with a 12-1 run.

Brian Bryant sank three free throws to bring MSU within 74-73. After Donald Sims missed a 3-pointer, the Bulldogs traveled with the rebound. On the inbounds, Twany Beckham got the steal and fed Steele, who streaked uncontested to the basket for the go-ahead points.

The frantic finish seemed highly unlikely after the opening half. The Bulldogs shot 50 percent from the field in the first 20 minutes. MSU scored the first five points of the game and only trailed once in the opening half, at 6-5.

The Bulldogs led by as many as 13 before settling for a 43-32 halftime lead.

The Mountaineers stormed back in the final half, ignited by an 18-6 run was capped by a putback from Sims for a 50-49 lead with 13:36 remaining.

Eventually, foul trouble and the Bulldogs' full-court pressure defense really took its toll. By the time the contest ended, four different ASU starters fouled out.

Still the Mountaineers - behind seven straight points from Sims - led 73-64 before a free throw by Augustus and 3-point make by Benock capped off the rally.

Appalachian State

Player	FG	3FG	FT	RB	PF	PT	A	Min
Carter f	2-10	0-4	1-4	7	1	5	1	37
Williamson f	1-5	0-0	1-2	5	5	3	1	26
Hausley g	2-3	0-0	0-0	2	5	4	0	14
Sims g	11-31	7-20	11-13	2	1	40	5	40
Woods g	1-1	0-0	1-1	8	1	3	3	26
Thomas	0-0	0-0	0-0	0	0	0	0	1
Healy	5-9	2-4	1-4	9	5	13	1	29
Wright	1-4	0-2	0-0	3	5	2	1	14
Booth	2-4	0-1	0-0	4	1	4	0	13
TOTALS	25-67	9-31	15-24	44	24	74	12	200

Mississippi State

Player	FG	3FG	FT	RB	PF	PT	A	Min
Augustus f	8-12	3-4	7-10	10	3	26	2	34
Bailey f	0-6	0-0	2-3	3	2	2	0	17
Johnson g	6-13	3-6	4-7	5	3	19	0	38
Beckham g	1-3	0-0	0-0	4	2	2	7	26
Benock g	3-7	2-6	0-0	2	5	8	3	26
Steele	3-8	0-5	0-2	3	0	6	1	23
Smith	0-1	0-1	0-0	0	0	0	0	3
Bryant	1-1	0-0	5-7	5	2	7	1	16
Lewis	3-6	0-0	0-0	5	1	6	0	16
Bolen	0-0	0-0	0-0	1	0	0	0	1
TOTALS	25-57	8-22	18-29	43	18	76	15	200

Halftime: MSU 43, 32. FG%: MSU 43.9%, ASU 37.3%. 3FG%: MSU 36.4%, ASU 29.0%. FT%: MSU 62.1%, ASU 62.5%. Turnovers: MSU 11 (Steele, Johnson 3), ASU 10 (Sims 4). Blocked Shots: MSU 4 (Augustus 2), ASU 1 (Healy). Steals: MSU 4 (Beckham, Bryant 2), ASU 7 (Sims 3). Officials: Mike Stuart, Mike Nance, James Barker. Attendance: 5,794.

Game 3

Mississippi State 82
Detroit 76
Humphrey Coliseum • Nov. 22, 2010

STARKVILLE, Miss. — Mississippi State matched a season high with 10 3-point baskets as it defeated Detroit 82-76.

The Bulldogs converted 50 percent of their shot attempts in the final half and never trailed over the final 28 minutes of play.

One Bulldog not letting down was senior sharp shooter Ravern Johnson, who scored 25 points on a 10-for-15 night from the floor with three 3-pointers. Johnson has now gone 19 points or better in each of the first three games of the season.

In a role reversal of Friday's 76-74 win against Appalachian State, the Bulldogs built the big lead and held on for dear life. Johnson's final trey ran the Maroon and White advantage to a game-best 12 points at 73-61 with 5:41 remaining.

Still, the Titans crawled back within 76-73 on a Jason Calliste layup with 1:14 remaining. The Titans got no closer. Again, it was a three-point spread at 79-76 when UD's Chase Simon missed the back end of two free throw attempts with nine seconds remaining.

Jalen Steele hit two free throws and Johnson one more to seal the victory.

Both teams were hot in the opening half. The Bulldogs hit their first four 3-point attempts and sprinted out to an 18-12 advantage. The Titans reeled off 10 straight points to take a 22-18 advantage with 12:44 left before halftime and went into the break up 40-32.

Detroit

Player	FG	3FG	FT	RB	PF	PT	A	Min
Holman f	2-5	0-0	1-3	10	4	5	1	34
Minnerrath f	4-6	0-0	4-4	6	3	12	1	37
Simon g	8-23	0-7	1-2	3	3	17	2	38
McCallum g	8-16	0-2	0-0	4	3	16	1	38
Calliste g	7-10	4-5	2-6	5	2	20	0	31
Foster	2-3	0-0	0-0	1	1	4	1	13
Lowe	1-2	0-0	0-0	1	3	2	0	9
TOTALS	32-65	4-14	8-15	35	19	76	6	200

Mississippi State

Player	FG	3FG	FT	RB	PF	PT	A	Min
Augustus f	3-11	2-7	2-2	9	4	10	1	30
Bailey f	2-14	0-0	0-0	4	3	4	0	15
Johnson g	10-15	3-6	2-3	5	0	25	1	37
Beckham g	4-8	0-1	1-3	3	2	9	6	19
Benock g	5-9	3-6	0-0	4	2	13	2	37
Steele	2-7	2-5	3-4	2	0	9	0	16
Smith	0-0	0-0	0-0	1	0	0	0	3
Bryant	2-7	0-2	2-4	4	1	6	4	21
Lewis	3-6	0-0	0-0	6	1	6	0	22
TOTALS	31-67	10-27	10-16	41	13	82	14	200

Halftime: MSU 42, UDM 30. FG%: MSU 46.3%, UDM 49.2%. 3FG%: MSU 37.0%, UDM 28.6%. FT%: MSU 62.5%, UDM 53.3%. Turnovers: MSU 14 (Augustus 5), UDM 14 (Holman 5). Blocked Shots: MSU 2 (Lewis 2), UDM 2 (Holman, Minnerath). Steals: MSU 6 (Benock 3), UDM 7 (Calliste 3). Officials: John Hampton, James Barker, Jeffrey Smith. Attendance: 4,221.

2010-11 RECAPS

Game 4

Mississippi State 92
Troy 83
Humphrey Coliseum • Nov. 26, 2010

STARKVILLE, Miss. — Mississippi State rallied from down 11 points in the second half to defeat Troy 92-83 in overtime. The Bulldogs moved to 8-0 all-time against Troy, while winning the 100th overtime game in school history.

MSU used three consecutive treys to battle back from the deficit. Ravern Johnson hit the first two, while Riley Benock connected on the final one. The Bulldogs then seized the lead at 65-64 on a Brian Bryant basket.

State moved ahead 74-71, but Bryant missed the front end of a one-plus-one. The Bulldogs did get a stop on the defensive end but threw the basketball away, and with 2.5 seconds remaining, the Trojans' Vernon Taylor hit the game-tying 3-point basket at the buzzer.

In the overtime period, the Bulldogs held an 18-9 advantage and hit 9 of 10 free throw attempts in the final five minutes. The Maroon and White scored back-to-back baskets to open the extra stanza, and the Trojans got no closer.

Johnson paced the Bulldogs with a career-high 33 points and hit seven 3-pointers. MSU finished with a season-best 12-of-26 night from 3-point range.

Also in double figures for MSU were Bryant with 15 points, Benock with 12 points, Kodi Augustus with 11 points and Jalen Steele with 10 points.

Troy												
Player	FG	3FG	FT	RB	PF	PT	A	Min				
Patsatsia f	5-16	1-4	4-6	10	3	15	3	45				
Patterson f	4-11	3-7	0-0	9	0	11	5	45				
Toombs c	9-15	0-0	1-4	19	4	19	1	45				
Taylor g	8-19	3-8	5-6	6	3	24	2	36				
Ross g	0-0	0-0	0-0	1	0	0	1	30				
Huddleston	0-6	0-6	0-0	2	1	0	0	7				
Lee	3-8	3-7	3-3	1	2	12	0	9				
Cunningham	1-4	0-0	0-0	3	4	2	1	8				
TOTALS	30-79	10-32	13-19	54	17	83	13	225				

Mississippi State												
Player	FG	3FG	FT	RB	PF	PT	A	Min				
Augustus f	3-12	0-5	5-6	11	4	11	0	42				
Bailey f	3-5	0-0	1-2	4	2	7	1	12				
Johnson g	12-23	7-11	2-6	3	0	33	0	43				
Beckham g	1-4	0-0	0-0	1	1	2	2	14				
Benock g	4-8	4-7	0-0	6	2	12	5	42				
Steele	3-8	1-5	3-4	2	1	10	1	15				
Smith	0-0	0-0	0-0	1	0	0	1	2				
Bryant	4-6	0-0	7-9	8	0	15	3	31				
Lewis	1-2	0-0	0-2	2	0	2	3	24				
TOTALS	31-68	12-28	18-29	41	10	92	16	225				

Halftime: MSU 34, TU 38. FG%: MSU 45.6%, TU 38.0%. 3FG%: MSU 42.9%, TU 31.3%. FT%: MSU 62.1%, TU 68.4%. Turnovers: MSU 8 (Bailey 3), TU 13 (Patsatsia, Taylor 3). Blocked Shots: MSU 12 (Augustus 5), TU 3 (Three players with 3). Steals: MSU 7 (Beckham, Benock 2), TU 3 (Patsatsia 2). Officials: Glen Tuitt, Terry Moore, Charlie Balunek. Attendance: 4,021.

Game 5

Florida Atlantic 61
Mississippi State 59
Humphrey Coliseum • Nov. 30, 2010

STARKVILLE, Miss. — Mississippi State's season-opening four-game win streak was snapped following a hard-fought 61-59 decision to Florida Atlantic.

For MSU, Brian Bryant missed two free throws with 1.5 seconds left in regulation. The Bulldogs received a deadball rebound after the second miss. However, a missed desperation shot by Kodi Augustus was waved off as time expired.

The Bulldogs started strong, sprinting to a 13-3 advantage slightly more than three minutes into the contest. MSU continued to use a balanced offensive attack and the season's best defensive effort to run the advantage to 33-20 with 3:53 left in the half. From there, a couple of lapses hurt on the defensive end. A 3-point basket by Shavar Richardson as the half expired, brought the Owls within 35-29.

A layup by Richardson gave the Owls their first lead of the second half at 46-45 with 10:36 left, but MSU reclaimed a 53-52 lead on an Augustus dunk with 4:40 left.

Still, the Owls were not deterred. A Royster dunk gave the guests the lead for good, at 57-55 with 1:49 left. The Bulldogs only missed six free throws; however, that total included the final four they shot in the last 43 seconds of play.

Florida Atlantic												
Player	FG	3FG	FT	RB	PF	PT	A	Min				
Royster f	5-7	0-0	2-2	9	5	12	1	32				
White f	7-14	1-1	3-4	8	4	18	0	30				
Tucker g	0-3	0-1	0-1	2	2	0	2	23				
Mavin g	0-1	0-0	1-2	0	0	1	0	9				
Gantt g	4-12	1-4	3-4	4	0	12	1	31				
Richardson	3-4	1-1	2-2	2	2	9	0	20				
Taylor	3-9	0-4	1-2	2	4	7	2	27				
McCoy	1-2	0-0	0-1	1	1	2	0	16				
Bertone	0-2	0-0	0-0	2	0	0	1	10				
Davis	0-0	0-0	0-0	0	1	0	0	2				
TOTALS	23-54	3-11	12-18	35	19	61	7	200				

Mississippi State												
Player	FG	3FG	FT	RB	PF	PT	A	Min				
Augustus f	5-9	0-1	3-4	10	0	13	0	37				
Bailey f	4-6	0-0	3-3	5	4	11	0	25				
Johnson g	6-16	3-9	3-4	4	1	18	1	34				
Beckham g	3-7	0-0	0-0	1	3	6	0	20				
Benock g	2-4	0-2	0-0	4	2	4	3	34				
Steele	0-3	0-3	0-0	0	1	0	2	11				
Smith	0-1	0-0	0-0	1	1	0	0	6				
Bryant	2-6	0-1	2-5	4	3	6	1	20				
Lewis	0-1	0-0	1-2	3	2	1	0	13				
TOTALS	22-53	3-16	12-18	35	17	59	7	200				

Halftime: MSU 35, FAU 29. FG%: MSU 41.5%, FAU 42.6%. 3FG%: MSU 18.8%, FAU 27.3%. FT%: MSU 66.7%, FAU 66.7%. Turnovers: MSU 5 (Five with 1), FAU 4 (Four with 1). Blocked Shots: MSU 6 (Bailey 2), FAU 5 (Royster 4). Steals: MSU 2 (Johnson 1, Beckham 1), FAU 2 (Tucker 1, Gantt 1). Officials: Doug Shows, Bert Smith, Marc Ellard. Attendance: 4,204.

Game 6

East Tennessee State 63
Mississippi State 62
Humphrey Coliseum • Dec. 11, 2010

STARKVILLE, Miss. — Mississippi State's last-second layup attempt failed to go in as the Basketball Bulldogs dropped a 63-62 decision to East Tennessee State.

The contest was close throughout. Neither team led by more than six. There were a total of 14 ties and nine lead changes. Still, the Bulldogs led by four late and did not trail in the contest from the 3:45 mark to the 11 second mark.

For ETSU, Justin Tubbs hit the front of end of a two-shot foul with 27 seconds left, cutting the MSU lead to 62-61. Tubbs missed the back end, but teammate Curtis Wilkerson snagged the rebound. Micah Williams hit the eventual game-winner on a shot in the lane with 11 seconds left.

The Bulldogs managed a good look on the other end. Kodi Augustus was fed underneath and his layup attempt rolled over the iron with a second left.

A pair of free throws by Ravern Johnson placed the Bulldogs on top, 60-59 with 3:45 left. The Bucs had a turnover and then a pair of misses before Tubbs went to the line and hit one of two free throws to tie the game with 1:20 left.

On the offensive end, the Bulldogs took a 62-60 lead on two free throws from Augustus with 52 seconds left. The Bulldogs then got a defensive stop, but turned the ball back over in transition.

The Bulldogs led 38-34 at the break.

East Tennessee State												
Player	FG	3FG	FT	RB	PF	PT	A	Min				
Brown f	2-4	0-0	1-2	5	5	5	1	29				
Wilkinson f	3-3	0-0	1-1	5	4	7	1	32				
Smith g	7-16	4-5	2-4	9	3	20	2	40				
Tubbs g	2-7	2-5	2-4	8	1	8	1	28				
Williams g	8-15	1-5	1-2	1	3	18	1	35				
Cooley	1-1	1-1	0-0	1	0	3	1	8				
Sollazzo	1-2	0-0	0-0	3	0	2	3	9				
Ward	0-0	0-0	0-1	2	3	0	0	19				
TOTALS	24-48	8-16	7-14	35	19	63	10	200				

Mississippi State												
Player	FG	3FG	FT	RB	PF	PT	A	Min				
Augustus f	2-8	0-2	6-6	7	4	10	3	30				
Bailey f	4-6	0-0	1-3	5	3	9	0	29				
Johnson g	8-18	3-12	4-5	2	2	23	0	37				
Benock g	1-4	1-4	0-0	0	2	3	4	36				
Bryant g	1-3	0-1	0-0	1	2	2	0	19				
Steele	1-2	1-2	4-4	2	1	7	0	14				
Beckham	1-2	0-1	2-2	1	2	4	4	21				
Smith	0-1	0-1	0-0	0	0	0	0	3				
Lewis	2-2	0-0	0-0	1	0	4	0	11				
TOTALS	20-46	5-23	17-20	22	16	62	11	200				

Halftime: MSU 38, ETS 35. FG%: MSU 43.5%, ETS 50.0%. 3FG%: MSU 21.7%, ETS 50.0%. FT%: MSU 85.0%, ETS 50.0%. Turnovers: MSU 9 (Augustus 5), ETS 16 (Williams 4). Blocked Shots: MSU 0, ETS 2 (Brown 2). Steals: MSU 5 (Benock 3), ETS 6 (Six with 1). Officials: Tony Greene, Bert Smith, Earnie Pheal. Attendance: 3,382.

100 Years Of Bulldog Basketball



2010-11 RECAPS

Game 7

Mississippi State 74
North Carolina A&T 58
Humphrey Coliseum • Dec. 12, 2010

STARKVILLE, Miss. — Mississippi State hit a season-best 15 3-pointers in a 74-58 win against North Carolina A&T.

The Bulldogs spotted the visiting Aggies the game's opening basket, but never trailed after answering on the other end. MSU hit 15-of-30 shots from 3-point range, including nine in the opening half.

The Aggies hung tough through the initial stages of the contest. Leading by a slim 13-10 count, the Bulldogs found overdrive, reeling off a 22-9 run. Riley Benock and Ravern Johnson started things with back-to-back 3's.

MSU shot 46.9 percent from the field while scoring a season-best 41 points in the opening half. The Maroon and White led comfortably 41-21 at the intermission.

In the final 20 minutes, the Bulldogs were able to weather a pair of mini-runs by the Aggies. The Bulldogs held two different 20-point advantages - Johnson hit a trey making it 49-29, while about eight minutes later Benock did the same, making it 63-43. MSU led by as many as 23 points.

North Carolina A&T

Player	FG	3FG	FT	RB	PF	PT	A	Min
Powell	f 1-7	1-4	1-2	5	2	4	0	28
Witter	f 0-4	0-2	0-0	1	2	0	0	25
Coleman	c 7-13	0-0	0-2	12	1	14	2	31
Hill	g 3-9	1-4	0-0	0	0	7	4	30
Simpson	g 6-17	2-9	2-2	2	1	16	1	31
Smith	0-0	0-0	0-0	2	0	0	0	3
Williams	2-5	1-4	0-0	0	1	5	0	8
Underwood	1-2	1-1	0-0	1	0	3	2	10
Cooper	1-1	1-1	1-2	2	0	4	0	3
Lester	1-1	0-0	0-0	1	1	2	1	7
Buck	1-4	0-0	0-1	1	2	2	2	15
Upchurch	0-2	0-0	1-2	2	1	1	0	7
Henry	0-0	0-0	0-0	0	1	0	0	2
TOTALS	23-65	7-25	5-11	37	12	58	12	200

Mississippi State

Player	FG	3FG	FT	RB	PF	PT	A	Min
Augustus	f 4-7	1-2	0-0	4	1	9	1	19
Bailey	f 2-5	0-0	4-6	2	1	8	1	16
Johnson	g 6-15	5-10	0-1	2	0	17	1	26
Benock	g 5-7	5-7	0-0	8	2	15	5	34
Bryant	g 2-7	1-2	0-0	4	2	5	4	27
Steele	2-5	2-5	0-0	4	1	6	1	21
Beckham	0-2	0-0	0-0	2	1	0	3	11
Smith	2-6	1-4	1-2	6	1	6	1	14
Parker	0-0	0-0	0-0	0	0	0	0	1
Luczak	0-0	0-0	0-0	0	0	0	0	1
Price	0-0	0-0	0-0	0	0	0	0	1
Lewis	2-3	0-0	0-0	6	2	4	0	14
Bolen	0-1	0-0	0-0	1	1	0	0	4
Riek	0-1	0-0	4-4	2	0	4	1	11
TOTALS	25-59	15-30	9-13	45	12	74	18	200

Halftime: MSU 41, NCAT 21. FG%: MSU 42.4%, NCAT 35.4%. 3FG%: MSU 50.0%, NCAT 28.0%. FT%: MSU 69.2%, NCAT 45.5%. Turnovers: MSU 18 (Beckham, Steele 4), NCAT 13 (Coleman 4). Blocked Shots: MSU 7 (Benock, Bryant 2), NCAT 7 (Coleman 4). Steals: MSU 9 (Three with 2), NCAT 10 (Three with 2). Officials: Doug Shows, Mark Whitehead, Roger Ayers. Attendance: 2,119.

Game 8

Mississippi State 67
Nicholls State 58
Humphrey Coliseum • Dec. 13, 2010

STARKVILLE, Miss. — Mississippi State scored the final 10 points of the first half en route to a 67-58 win against Nicholls State.

Brian Bryant sparked the Bulldogs with a season-high 22 points and also had seven rebounds, two assists and two steals in 37 minutes of play. Ravern Johnson again topped the Bulldog scoring ledger with 23 points, including a 5-for-9 night from 3-point range.

Nursing only a 16-15 lead, the Bulldogs used a 10-4 run to open up a 26-19 advantage with 6:04 left before halftime. The Colonels then found a few holes in the Bulldogs' zone defense for an 8-0 run.

A jumper by Fred Hunter gave the Colonels their last lead, at 27-26 with 2:49 left before halftime.

The Bulldogs roared right back with a half-ending 10-0 run. Johnson sparked that run with back-to-back 3-point baskets. A monster dunk by Kodi Augustus ran the opening half out.

A tip-in by Bryant quickly ran the Maroon and White advantage to 41-28 with 17:21 left to play.

The Colonels did score six straight points to close within 47-41 but would get no closer the remainder of the way.

The Bulldogs shot 52 percent from the floor in the game's final half.

Nicholls State

Player	FG	3FG	FT	RB	PF	PT	A	Min
Bose	f 4-11	1-8	8-8	3	1	17	0	38
Martin	g 4-10	4-10	0-0	1	3	12	0	36
Franklin	g 1-5	0-4	0-0	2	4	2	2	34
Hunter	g 5-13	0-1	1-3	9	4	11	2	36
Carter	g 3-4	0-0	0-0	2	2	6	3	26
Thomas	5-7	0-0	0-0	3	2	10	0	20
Hammond	0-2	0-0	0-0	2	0	0	1	6
Talkington	0-0	0-0	0-0	0	0	0	0	4
TOTALS	22-52	5-23	9-11	24	16	58	8	200

Mississippi State

Player	FG	3FG	FT	RB	PF	PT	A	Min
Augustus	f 4-11	10-4	0-0	4	2	8	5	33
Bailey	f 1-4	0-0	3-5	5	4	5	0	23
Johnson	g 8-14	5-9	2-2	4	1	23	2	37
Benock	g 1-5	1-4	0-1	5	2	2	3	37
Bryant	g 7-9	2-2	6-6	7	0	22	2	37
Steele	0-1	0-1	0-0	1	0	0	0	11
Beckham	0-0	0-0	0-0	0	0	0	0	3
Smith	0-0	0-0	0-0	0	0	0	0	3
Lewis	3-3	0-0	0-0	3	0	6	0	16
TOTALS	24-47	8-20	11-14	33	9	67	12	200

Halftime: MSU 36, NSU 27. FG%: MSU 51.1%, NSU 42.3%. 3FG%: MSU 40.0%, NSU 21.7%. FT%: MSU 78.6%, NSU 48.1.8%. Turnovers: MSU 11 (Augustus, Bryant 3), NSU 16 (Bose 2). Blocked Shots: MSU 7 (Bailey 3), NSU 1 (Talkington). Steals: MSU 4 (Bryant 2), NSU 8 (Four with 2). Officials: Antinio Petty, Mike Kitts, Jamie Luckie. Attendance: 2,378.

Game 9

Mississippi State 67
Alabama State 46
Humphrey Coliseum • Dec. 14, 2010

STARKVILLE, Miss. — A strong second half lifted Mississippi State to a 67-46 win against Alabama State.

The Bulldogs close their season-opening nine-game homestand with a 7-2 record. While Tuesday night marked the Bulldogs' biggest margin of victory this season, the victory still did not come easily.

MSU played without Ravern Johnson, who served a one-game suspension for failure to abide by the university's class attendance policy.

In the final half, the Bulldogs blew things wide open with 25-5 run.

The Bulldogs found some struggles late in the first half and managed only five points over the final 10:27.

The Bulldogs scored the game's first three points and sprinted to an 11-4 lead on a Riley Benock 3-point basket.

The Hornets actually grabbed their first lead of the night on a 3-point basket by Kaylim Noel with 1:54 left. That trey put ASU on top 26-24.

The Hornets led 28-26 at halftime, but the Bulldogs outscored the guests 41-18 in the final half.

Alabama State

Player	FG	3FG	FT	RB	PF	PT	A	Min
Adamu	f 0-2	0-1	0-0	0	1	0	0	2
White	f 2-8	0-5	0-0	7	3	4	3	33
Sanders	f 1-4	0-2	0-0	0	2	2	0	8
M'brooks	g 2-7	2-7	0-0	1	2	6	2	37
Wash'ton	g 4-10	1-3	0-0	4	2	9	0	27
Noel	1-2	1-2	0-0	1	0	3	0	9
Watts	1-2	1-2	0-0	1	1	3	1	7
Johnson	2-10	1-5	3-3	4	1	8	0	28
Jefferson	1-1	0-0	0-0	0	3	2	0	7
Davis	2-5	0-0	1-2	5	1	5	0	15
Duncan	2-11	0-0	0-2	6	2	4	1	27
TOTALS	18-62	6-27	4-7	35	18	46	7	200

Mississippi State

Player	FG	3FG	FT	RB	PF	PT	A	Min
Augustus	f 3-6	1-3	2-3	9	2	9	3	28
Bailey	f 4-8	0-0	5-8	7	1	13	0	24
Smith	g 2-8	0-3	0-0	3	2	4	3	25
Benock	g 4-7	3-5	0-0	6	1	11	2	35
Bryant	g 4-9	1-1	2-3	2	1	11	2	25
Steele	1-6	0-2	3-4	1	1	5	1	20
Beckham	3-5	0-0	0-1	5	0	6	0	13
Parker	0-0	0-0	0-0	0	0	0	0	2
Luczak	0-0	0-0	0-0	0	0	0	0	1
Price	0-0	0-0	0-0	0	0	0	0	1
Lewis	2-5	0-0	0-0	5	3	4	0	12
Bolen	1-1	0-0	0-0	1	1	2	0	9
Riek	1-2	0-0	0-0	3	0	2	0	5
TOTALS	25-57	5-14	12-19	47	12	67	11	200

Halftime: MSU 26, ASU 28. FG%: MSU 43.9%, ASU 29.0%. 3FG%: MSU 35.7%, ASU 22.2%. FT%: MSU 63.2%, ASU 57.1%. Turnovers: MSU 17 (Benock, Beckham 3), ASU 13 (Washington 6). Blocked Shots: MSU 2 (Augustus, Lewis 1), ASU 5 (Davis, Duncan 2). Steals: MSU 6 (Bryant 2), ASU 8 (Washington, Johnson 2). Officials: Mike Stuart, Doug Simmons, Carlos Gonzalez. Attendance: 2,776.

100 Years Of Bulldog Basketball

2010-11 RECAPS

Game 10

Virginia Tech 88
Mississippi State 57

Atlantis Hotel • Dec. 18, 2010

PARADISE ISLAND, Bahamas — Mississippi State could not offset a monster offensive night by Virginia Tech as they dropped an 88-57 decision to the Hokies at the Battle at Atlantis.

Playing its first road game of the season, the Bulldogs were undone by a 3-point shooting barrage by the red-hot Hokies. Virginia Tech hit a season-best nine 3-pointers.

The Hokies finished with a 50 percent shooting night, a plus-14 rebounding advantage and their largest point total in a single game this season.

Virginia Tech broke away from a 4-4 tie by scoring nine straight points. Back-to-back 3-point baskets by Riley Benock and Ravern Johnson kept the Bulldogs close in the early stages.

Leading 22-16, the Hokies used a 7-2 run to ease out to its first double-digit advantage of the night. A jumper by Jarell Eddie ran the Hokies' advantage to 29-18.

The Hokies used an 8-2 run over the final 4:27 of the first half to take a commanding 44-27 lead at halftime.

In the final 20 minutes, MSU got within 13 points but could get no closer the remainder of the way.

Virginia Tech

Player	FG	3FG	FT	RB	PF	PT	A	Min
Allen	f 5-7	0-1	2-2	10	4	12	2	16
Bell	f 2-7	2-3	0-0	5	3	6	1	26
Davila	f 3-3	0-0	1-1	4	1	7	0	31
Green	g 4-10	2-5	1-2	3	0	11	6	38
Delaney	g 5-12	3-8	6-8	5	1	19	4	35
Raines	0-1	0-0	0-0	0	3	0	0	3
Hudson	5-8	1-4	6-6	2	0	17	1	23
Garland	1-2	1-2	1-2	0	0	4	1	5
Atkins	4-6	0-1	2-2	2	2	10	1	13
Eddie	1-2	0-0	0-0	3	1	2	1	8
Debnam	0-21	0-1	0-0	2	0	0	10	2
TOTALS	30-60	9-25	19-23	39	15	88	17	200

Mississippi State

Player	FG	3FG	FT	RB	PF	PT	A	Min
Sidney	f 6-11	0-1	0-2	3	5	12	1	25
Augustus	f 3-9	2-5	3-4	2	3	11	4	33
Johnson	g 4-8	3-7	1-1	5	1	12	1	39
Benock	g 3-6	1-3	0-0	1	2	7	1	29
Bryant	g 1-3	0-1	1-1	8	3	3	2	27
Steele	0-4	0-2	0-0	1	0	0	0	11
Beckham	1-1	0-0	0-0	0	2	2	0	13
Smith	0-0	0-0	0-0	0	0	0	0	1
Lewis	3-5	0-0	0-1	2	1	6	1	11
Bailey	1-2	0-0	2-4	0	3	4	0	11
TOTALS	22-49	6-19	7-13	24	20	57	10	200

Halftime: VT 44, MSU 27. FG%: MSU 44.9%, VT 50.0%. 3FG%: MSU 31.6%, VT 36.0%. FT%: MSU 53.8%, VT 82.6%. Turnovers: MSU 16 (Sidney 4), VT 10 (Three players with 3). Blocked Shots: MSU 3 (Three players with 1), VT 2 (Bell, Debnam 2). Steals: MSU 6 (Beckham 3), VT 8 (Green 3). Officials: Tom O'Neal, Randy

Heimerman, Joe DeRosa. Attendance: 3,480.

Game 11

Washington State 83
Mississippi State 57

Stan Sheriff Center • Dec. 22, 2010

HONOLULU, HI — Second-half shooting woes proved to be costly Wednesday for Mississippi State, as Washington State overcame a halftime deficit to turn back the Bulldogs, 83-57, in the Diamondhead Classic.

MSU led 40-39 at the break and extended the lead to 45-43 following back-to-back dunks by Kodi Augustus, who finished with a team-high 19 points. But from that point, the Cougars orchestrated a 24-3 run to take control of the game.

Down 45-43, Abe Lodwick drained a 3-pointer to give the Cougars a 46-45 advantage, one they would never relinquish. That shot ignited a 14-0 run, one that finally ended on a Wendell Lewis dunk with 13:01 left to close the gap to 57-47. However, MSU would get no closer.

It was a second half that saw the Bulldogs hit 8-of-28 shots for 28.6 percent. In contrast, WSU was 12 of 24, 9 of 16 from 3-point range.

The Bulldogs trailed by as many as eight points midway through the opening frame at 25-17 on a 3-pointer by Thompson. However, MSU orchestrated an 18-9 run and went up 35-34 on three free throws by Augustus, who had 13 of his points in the first 20 minutes.

State led 49-39 at the break.

Mississippi State

Player	FG	3FG	FT	RB	PF	PT	A	Min
Augustus	f 6-15	2-7	5-6	5	1	19	0	31
Bailey	f 1-3	0-0	1-2	3	5	3	0	17
Johnson	g 1-10	1-6	0-0	1	1	3	1	34
Benock	g 2-4	2-4	0-0	7	3	6	0	32
Bryant	g 5-9	1-3	3-4	4	1	14	1	28
Steele	1-6	1-5	2-4	1	0	5	0	20
Beckham	1-3	1-2	0-0	1	0	3	1	12
Smith	0-2	0-1	0-0	0	2	0	0	10
Lewis	2-3	0-0	0-0	1	2	4	1	16
TOTALS	19-55	8-28	11-16	29	15	57	10	200

Washington State

Player	FG	3FG	FT	RB	PF	PT	A	Min
Casto	f 2-3	0-0	2-4	5	4	6	0	22
Lodwick	f 3-5	3-5	0-0	6	3	9	2	25
Capers	g 2-4	0-0	2-4	6	1	6	0	31
Thompson	g 10-20	4-9	4-5	4	1	28	2	33
Moore	g 2-3	2-2	0-0	3	2	6	4	27
Dilorio	0-1	0-0	0-0	0	0	0	0	1
Aden	8-14	3-5	1-2	7	1	20	1	26
Motum	3-7	0-1	0-0	5	3	6	1	13
Loewen	0-0	0-0	0-0	0	0	0	0	1
Winston	1-2	0-0	0-1	1	0	2	0	5
Enquist	0-1	0-0	0-0	0	1	0	0	4
Simon	0-2	0-2	0-0	2	2	0	0	12
TOTALS	31-62	12-24	9-16	42	18	83	10	200

Halftime: MSU 40, WSU 39. FG%: MSU 34.5%, WSU 50.0%. 3FG%: MSU 28.6%, WSU 50.0%. FT%: MSU 68.8%, WSU 56.3%. Turnovers: MSU 21 (Bryant 6), WSU 12 (Thompson, Moore 3). Blocked Shots: MSU 2 (Johnson, Bryant), WSU 2 (DeAngelo). Steals: MSU 4 (Four players with 1), WSU 11 (Aden 3). Officials: Darron George, Jim Haney, Jon Stigliano. Attendance: 7,391.

Game 12

Mississippi State 69
San Diego 52

Stan Sheriff Center • Dec. 23, 2010

HONOLULU, HI — Mississippi State bounced back quite nicely from its setback to Washington State with a convincing 69-52 win against San Diego.

The Bulldogs had three players score in double digits, led by Renardo Sidney's 19 point effort. Ravern Johnson, who had totaled just 15 points combined in the previous two games, poured in 18, while Kodi Augustus added 13 and 11 rebounds for his fifth double-double of the year.

MSU also won the battle of the boards, 45-40.

The Bulldogs bolted out to a 13-4 lead less than 5 minutes into the game on two free throws by Sidney, who scored 11 of his points in the first half. Midway through the frame, the Toreros closed the gap to 18-12 on a 3-pointer by Jordan Mackie, but they would get no closer.

MSU then orchestrated a 7-0 run and went up 25-12 on a pull-up jumper by Sidney. State led by as many as 16 at 29-13 on two free throws by Johnson. At the break, MSU enjoyed a 37-24 advantage.

In the second half, MSU led by as many as 22 points on an Augustus jumper.

Mississippi State

Player	FG	3FG	FT	RB	PF	PT	A	Min
Johnson	g 7-18	0-6	4-4	5	1	18	2	36
Benock	g 1-6	1-6	0-0	3	2	3	1	31
Bryant	g 0-2	0-0	1-2	4	2	1	3	21
Augustus	f 4-9	2-5	3-4	11	2	13	2	31
Bailey	f 1-5	0-0	0-2	8	1	2	0	20
Steele	1-2	1-2	2-2	2	1	5	1	9
Sidney	7-12	0-2	5-5	6	4	19	1	20
Beckham	1-5	0-1	0-0	1	1	2	1	17
Smith	1-1	1-1	0-0	0	0	3	0	4
Parker	0-0	0-0	0-0	0	0	0	0	1
Luczak	0-0	0-0	0-0	0	0	0	0	1
Price	0-0	0-0	0-0	0	0	0	0	1
Lewis	1-2	0-0	1-2	4	1	3	1	7
Bolen	0-0	0-0	0-0	0	0	0	0	1
TOTALS	24-62	5-23	16-21	45	15	69	12	200

San Diego

Player	FG	3FG	FT	RB	PF	PT	A	Min
Norris	f 3-11	1-8	0-0	6	1	7	3	34
Ginty	f 3-8	2-5	0-0	7	3	8	3	31
Dorr	g 1-5	1-5	1-2	1	1	4	2	26
Manresa	g 1-7	0-0	2-8	8	2	4	0	25
Gabriel	g 3-5	0-0	0-0	5	3	6	0	16
Woolpert	0-1	0-1	0-0	0	1	0	0	1
Miles	0-0	0-0	2-2	0	0	2	1	6
Mackie	3-6	3-4	0-0	2	1	9	0	17
Harcour	0-0	0-0	0-0	1	0	0	0	2
Fuller	0-3	0-0	1-2	2	2	1	0	8
Rancifer	3-6	2-4	0-0	0	2	8	0	18
Kramer	1-8	0-3	1-2	6	2	3	2	16
TOTALS	18-60	9-30	7-16	40	18	52	11	200

Halftime: MSU 37, SDU 24. FG%: MSU 38.7%, SDU 30.0%. 3FG%: MSU 21.7%, SDU 30.0%. FT%: MSU 76.2%, SDU 43.8%. Turnovers: MSU 13 (Four players with 2), SDU 16 (Norris, Mackie 3). Blocked Shots: MSU 4 (Four players with 1), SDU 0. Steals: MSU 7 (Beckham 3), SDU 6 (Norris 3). Officials: Doug Sirmans, Brad Ferrie, Ryan Wells. Attendance: 7,179.



2010-11 RECAPS

Game 13

Hawaii 68
Mississippi State 52

Stan Sheriff Center • Dec. 25, 2010

HONOLULU, HI — Kodi Augustus recorded his sixth double-double of the year and Jalen Steele had a career-high 14 points, but it wasn't enough as Hawaii jumped out to a 12-0 lead and never looked back en route to posting a 68-57 victory.

The Rainbow Warriors led by as many as 22 points in the second frame at 51-29 before the Bulldogs put together a late run to close the deficit.

The Warriors took advantage of the suspensions levied against Renardo Sidney and Elgin Bailey and scored 30 points in the paint. They were led overall by Zane Johnson's 19 points, followed by Hiram Thompson at 14.

They also took advantage of the slow start by the Bulldogs, who missed their first seven shots to open the game.

Overall, MSU was 17-of-63 shooting. Ravern Johnson, who poured in 12 points, hit 4 of his 17 shots and drained two 3-pointers after not making any for the first time this season on Thursday against San Diego.

Hawaii was 23 of 52 and 6 of 24 from long range.

Hawaii led 42-23 at the break. For the game, the Warriors won the rebounding battle, 41-36. The Bulldogs did have 18 offensive boards and totaled 13 second-chance points.

Mississippi State

Player	FG	3FG	FT	RB	PF	PT	A	Min
Augustus	f 4-14	1-7	9-11	11	4	18	3	37
Lewis	f 0-1	0-0	0-0	3	1	0	0	13
Johnson	g 4-17	2-8	2-2	1	1	12	2	31
Benock	g 1-4	1-3	3-3	6	3	6	0	38
Bryant	g 2-6	0-1	0-0	2	4	4	1	28
Steele	5-14	2-5	2-2	2	1	14	1	30
Beckham	1-4	0-0	0-0	5	2	2	2	14
Smith	0-3	0-1	1-2	1	2	1	0	9
TOTALS	17-63	6-25	17-20	36	18	57	9	200

Hawaii

Player	FG	3FG	FT	RB	PF	PT	A	Min
Thomas	f 4-6	1-2	2-6	5	4	11	1	24
Joaquim	f 4-7	1-9	1-1	11	3	9	2	22
Thompson	g 2-10	2-7	9-10	3	3	14	5	40
Johnson	g 7-15	2-6	3-3	8	1	19	1	39
Barnes	g 2-8	0-0	0-2	1	3	6	1	29
Miles	0-0	0-0	0-0	1	0	0	0	9
Ostrowski	0-0	0-0	0-0	0	0	0	0	2
Wiseman	4-6	0-0	1-2	8	2	9	0	27
Kurtz	0-0	0-0	0-0	1	2	0	0	8
TOTALS	23-52	6-24	16-24	41	18	68	10	200

Halftime: UH 42, MSU 22. FG%: MSU 27.0%, UH 44.2%. 3FG%: MSU 24.0%, UH 25.0%. FT%: MSU 85.0%, UH 66.7%. Turnovers: MSU 13 (Augustus 4), UH 14 (Thomas 4). Blocked Shots: MSU 3 (Three players with 1), UH 1 (Thomas). Steals: MSU 8 (Augustus, Bryant 2), UH 4 (Thompson 2). Officials: Darron George, Winston Stith, Ryan Wells. Attendance: 6,694.

Game 13

St. Mary's 94
Mississippi State 72

Orleans Arena • Dec. 29, 2010

LAS VEGAS — Mississippi State's massive 14-day road trip ended with a 94-72 loss to St. Mary's.

The outmanned Bulldogs hung tough but could not force enough positive plays on the defensive end. The Gaels only had three turnovers, while hitting 14 3-point baskets.

St. Mary's ran its offense to near perfection. The Gaels had an amazing 21 assists, while not making a turnover until the 13:44 mark of the game's final half. St Mary's shot better than 50 percent from the floor and hit all 10 free throws it took.

The Bulldogs (8-6) actually scored the first four points of the game and were last tied 7-7. The Gaels (11-2) scored the next five points of the game and eased out to a 19-11 advantage on a Rob Jones' 3-point basket.

The Bulldogs battled back to a 21-16 deficit before back-to-back 3-point baskets from Jones allowed the Gaels to seize the momentum for good. The Gaels led 51-34 at halftime.

The Bulldogs did string together some defensive stops and pieced together their own run. A 9-2 burst allowed the Bulldogs to close within 63-53 with slightly more than 13 minutes remaining in the contest.

The Gaels thwarted the comeback with a 10-run.

Mississippi State

Player	FG	3FG	FT	RB	PF	PT	A	Min
Johnson	g 7-20	1-6	11-15	5	0	26	0	38
Benock	g 4-4	3-3	2-2	3	1	13	1	38
Bryant	g 2-2	0-0	0-0	3	4	4	1	16
Augustus	f 2-9	1-4	7-8	7	5	12	2	27
Lewis	f 1-2	0-0	2-6	9	2	4	0	21
Steele	3-4	1-1	1-1	0	0	8	1	24
Beckham	1-4	0-1	0-0	3	3	2	2	24
Smith	0-0	0-0	0-0	1	0	0	0	2
Riek	1-1	0-0	1-2	1	3	3	0	10
TOTALS	21-46	6-15	24-34	33	18	72	7	200

St. Mary's

Player	FG	3FG	FT	RB	PF	PT	A	Min
Dellavedovaf	9-16	6-10	0-0	5	1	24	3	34
Steindl	f 2-5	1-3	0-0	3	3	5	1	30
Jones	g 6-7	2-3	1-1	6	4	15	2	23
Williams	g 0-1	0-0	0-0	0	2	0	0	6
McConnell	g 8-18	5-13	7-7	2	2	28	13	40
Young	6-11	0-0	0-0	6	4	12	2	26
Holt	1-3	0-1	0-0	1	2	2	0	16
Walker	3-6	0-0	2-2	4	1	8	0	22
Benson	0-0	0-0	0-0	0	1	0	0	3
TOTALS	35-67	14-30	10-10	29	20	94	21	200

Halftime: SMC 51, MSU 24. FG%: MSU 45.7%, SMC 52.2%. 3FG%: MSU 40.0%, SMC 46.7%. FT%: MSU 70.6%, SMC 100%. Turnovers: MSU 11 (Augustus 4), SMC 3 (Three players with 1). Blocked Shots: MSU 5 (Lewis 5), SMC 0. Steals: MSU 1 (Beckham), SMC 1 (Holt 1). Officials: Brett Smith, Randy Heimerman, Jeff Malham. Attendance: 1,231.

Game 15

Alabama 75
Mississippi State 57

Humphrey Coliseum • Jan. 8, 2011

STARKVILLE, Miss. — Alabama pulled away from Mississippi State in the second half as the Crimson Tide won, 75-57.

The Bulldogs trailed just 27-26 at the half, but a 22-7 run early in the second by Alabama put the game out of reach.

For the first time this season, the Bulldogs were playing with the services of point guard Dee Bost, who played 33 minutes and scored 14 points while dishing out five assists. The contest also marked a return to the lineup for Renardo Sidney, who drew his second start. He scored two points in 26 minutes of action.

Both teams struggled shooting in the first half. A Riley Benock 3-point basket opened the MSU scoring and actually gave the squad its largest lead of the afternoon. The Crimson Tide answered with the game's next six points.

MSU grabbed its last lead on a Bost 3-point basket, making it 31-29 with 18:57 left. The Crimson Tide scored the game's next six points and did not trail again.

Back-to-back baskets by JaMychal Green capped the 22-7 run and placed the Tide on top, 53-38 with 9:08 left.

The Bulldogs drew no closer than 10 points the rest of the way, as the Crimson Tide shot 60 percent from the floor in the game's final half.

Alabama

Player	FG	3FG	FT	RB	PF	PT	A	Min
Green	f 7-16	0-0	2-3	11	1	16	2	33
Mitchell	f 5-9	0-2	1-1	9	4	11	1	33
Hines	f 3-6	0-0	1-2	10	4	7	1	32
Releford	g 7-11	0-0	3-7	4	3	17	4	32
Davis	g 5-11	1-5	2-2	2	1	13	2	37
Hankerson	0-1	0-1	0-0	0	0	0	0	2
Engstrom	0-1	0-0	0-0	1	1	0	0	1
Eblen	0-0	0-0	0-0	1	2	0	0	7
Carter	0-1	0-0	0-0	0	1	0	0	1
Jeffery	0-0	0-0	0-0	0	0	0	0	1
Hillman	3-7	0-0	0-0	3	3	6	0	15
Steele	2-2	0-0	1-1	0	0	5	0	16
TOTALS	32-65	1-8	10-16	43	20	75	10	200

Mississippi State

Player	FG	3FG	FT	RB	PF	PT	A	Min
Sidney	f 1-8	0-1	0-0	9	2	2	1	26
Augustus	f 3-5	0-1	5-8	11	4	11	2	29
Johnson	g 3-16	2-10	0-0	2	1	8	0	40
Bost	g 5-16	1-6	3-9	3	4	14	5	33
Benock	g 2-4	2-4	2-3	5	5	8	0	29
Steele	2-5	0-2	0-0	1	0	4	0	10
Bryant	0-2	0-0	0-0	3	2	0	1	17
Lewis	5-6	0-0	0-0	5	0	10	0	16
TOTALS	21-62	5-24	10-20	40	18	57	200	

Halftime: UA 27, MSU 26. FG%: MSU 33.9%, UA 49.2%. 3FG%: MSU 20.8%, UA 12.5%. FT%: MSU 50.0%, UA 62.5%. Turnovers: MSU 15 (Sidney 5), UA 11 (Green 3). Blocked Shots: MSU 4 (Lewis 2), UA 3 (Green 3). Steals: MSU 5 (Sidney, Bost 2), UA 9 (Releford 3). Officials: Tom Eades, Pat Adams, James BarkerWells. Attendance: 7,121.

100 Years Of Bulldog Basketball

2010-11 RECAPS

Game 16

Mississippi State 69
Ole Miss 64
Tad Smith Coliseum • Jan. 13, 2011

OXFORD, Miss. — Mississippi State's Dee Bost scored 25 points and teammate Renardo Sidney added a career-high 24 en route to a 69-64 win at Ole Miss.

The homestanding Rebels did not score in the final three minutes, as MSU sank six consecutive free throws to steal the victory.

MSU head coach Rick Stansbury continued his mastery of the in-state rivals, as the Bulldogs recorded a fourth straight win in the series. He is now 19-7 against Ole Miss, including an amazing 7-6 ledger in Oxford, where the Bulldogs won on this floor for a third straight time.

Sidney had far-and-away his best outing in the Maroon and White. The heralded sophomore scored his 24 points on 9-of-12 shooting, including a pair of makes from 3-point range. Sidney had five defensive rebounds and tallied a season-best 36 minutes.

The Rebels led 34-32 at the break and led 54-47 on a Chris Warren layup with 9:52 remaining, but back came MSU.

A 3-pointer by Ravern Johnson brought MSU within 54-52 with 7:48 left. Johnson again answered the bell with 4:01 left, hitting another 3 for a 61-60 advantage.

The key down the stretch was MSU making all six of its final free throws, four by Kodi Augustus and two by Bost. Augustus also hauled in a game-high 14 rebounds.

Mississippi State									
Player	FG	3FG	FT	RB	PF	PT	A	Min	
Sidney	f 9-12	2-2	4-5	5	3	24	0	36	
Augustus	f 2-5	0-1	5-6	14	1	9	4	37	
Johnson	g 2-7	2-6	0-1	4	1	6	0	37	
Bost	g 9-16	3-9	4-4	6	2	25	8	36	
Benock	g 1-4	1-4	0-0	3	1	3	1	29	
Steele	1-3	0-0	0-0	0	0	2	1	10	
Smith	0-1	0-1	0-0	0	0	0	0	3	
Bryant	0-0	0-0	0-0	0	2	0	1	4	
Lewis	0-1	0-0	0-0	0	0	0	1	8	
TOTALS	24-49	8-23	13-16	38	10	69	16	200	

Ole Miss									
Player	FG	3FG	FT	RB	PF	PT	A	Min	
Henry	f 3-7	0-1	0-0	4	4	6	2	35	
Buckner	f 1-4	0-0	0-0	5	4	2	1	15	
Warren	g 9-20	7-14	0-0	2	1	25	2	34	
Williams	g 0-6	0-3	1-2	5	4	1	4	25	
Graham	g 4-14	3-9	2-2	5	2	13	3	30	
Nelson	2-6	1-3	1-1	0	1	6	3	13	
Short	4-5	0-0	0-0	11	2	8	1	27	
Gaskins	1-7	1-5	0-0	0	2	3	0	21	
TOTALS	24-69	12-35	4-5	33	20	64	16	200	

Halftime: UM 34, MSU 32. FG%: MSU 49.0%, UM 34.8%. 3FG%: MSU 34.8%, UM 34.3%. FT%: MSU 81.3%, UM 80.0%. Turnovers: MSU 19 (Augustus 5), UM 11 (Williams 4). Blocked Shots: MSU 0, UM 1 (Henry 1). Steals: MSU 5 (Bost 3), UM 10 (Gaskins 4). Officials: Mike Stuart, Anthony Jordan, Gary Maxwell. Attendance: 8,407.

Game 17

Mississippi State 85
Auburn 66
Humphrey Coliseum • Jan. 16, 2011

STARKVILLE, Miss. - A red-hot start lifted Mississippi State to an 85-66 victory against Auburn in the 500th game at Humphrey Coliseum.

An early 19-point lead meant the hosts could breathe quite easy, while disposing of the outmanned Tigers. MSU has now won 15 of the past 20 in the series, including 10 of the last 11 in this building.

The Bulldogs shot a season-best 62 percent from the floor and enjoyed its second largest margin of victory for the year.

The Bulldogs bolted out to a 22-3 advantage with 11:42 left before halftime. Dee Bost, Riley Benock and Ravern Johnson hit back-to-back-to-back treys to open the big advantage.

Auburn scored four of the game's next five points, but the Bulldogs then pushed out to a 30-9 advantage on a Johnson dunk with 6:11 left before halftime.

The Tigers scored the game's next seven points. Still, the Maroon and White held a commanding 41-22 lead at the intermission.

In the game's final half, the Bulldogs caught fire, hitting 17 of their final 26 shots for a 65.4 percent half from the field.

Auburn									
Player	FG	3FG	FT	RB	PF	PT	A	Min	
Payne	f 0-4	0-1	0-2	1	3	0	1	12	
Chubb	c 2-3	0-0	0-0	2	4	4	0	17	
Langford	g 1-5	1-2	0-0	2	2	3	0	12	
Wallace	g 4-12	1-3	1-2	3	3	10	5	34	
Ross	g 5-17	2-9	3-7	6	2	15	4	33	
Denson	4-6	2-4	2-4	2	1	12	1	19	
Neysmith	1-4	0-0	0-2	1	1	2	1	21	
Gabriel	5-10	1-4	3-5	7	1	14	0	29	
Forbes	2-6	0-0	2-2	7	3	6	0	23	
TOTALS	24-67	7-23	11-24	37	20	66	12	200	

Mississippi State									
Player	FG	3FG	FT	RB	PF	PT	A	Min	
Sidney	f 6-12	0-2	3-4	6	4	15	3	22	
Augustus	f 2-2	0-0	3-5	7	5	7	1	25	
Johnson	g 8-15	2-6	3-4	4	0	21	2	33	
Bost	g 2-5	1-3	4-5	3	3	0	8	31	
Benock	g 4-5	3-4	0-0	0	1	11	2	28	
Steele	4-5	1-2	1-2	1	1	10	2	15	
Smith	0-0	0-0	1-2	1	1	1	0	6	
Parker	0-0	0-0	0-0	0	1	0	0	1	
Luzack	0-0	0-0	0-0	0	0	0	0	1	
Price	0-0	0-0	0-0	0	0	0	0	1	
Bryant	1-2	0-0	0-0	3	0	2	1	11	
Lewis	2-2	0-0	0-2	3	1	4	0	13	
Bolen	0-0	0-0	1-2	1	1	1	1	3	
Riek	2-2	0-0	0-0	5	0	4	0	10	
TOTALS	31-50	7-17	16-26	38	18	85	20	200	

Halftime: MSU 41, AU 22. FG%: MSU 62.0%, AU 35.8%. 3FG%: MSU 41.2%, AU 30.4%. FT%: MSU 61.5%, AU 45.8%. Turnovers: MSU 17 (Bost with 5), AU 13 (Four with 2). Blocked Shots: MSU 10 (Lewis, Riek 3), AU 2 (Chubb, Gabriel 1). Steals: MSU 7 (Three with 2), AU 7 (Wallace, Neysmith 3, 2). Officials: Tony Greene, Antinno Petty, Mike Nance. Attendance: 6,794

Game 18

Georgia 86
Mississippi State 64
Stegman Coliseum • Jan. 22, 2011

Athens, Ga. — A quick start lifted Georgia past Mississippi State, 86-64.

The homestanding Bulldogs never trailed after an early 11-0 run. UGA hit its first four 3-point shot attempts and actually sprinted to as much as a 19-point advantage in the opening half of play.

Georgia finished with its second-best offensive day of the season, trailing only the 98 points scored against Ole Miss.

MSU's Renardo Sidney scored the game's first points with a basket on the opening possession. UGA responded with the game's next 11 points.

A 3-pointer by Dustin Ware gave UGA an 11-2 advantage. MSU continued to look for offensive answers, as UGA continued to dial long distance. A 3-pointer by Trey Thompkins ran the UGA advantage to 21-7 with 13:45 left in the half.

The Maroon and White battled back with a pair of 3-point possessions from Dee Bost and Ravern Johnson. However, UGA ran the advantage out to a half's best at 38-19 on a Ware 3-pointer.

Georgia led 42-29 at halftime.

The Bulldogs cut the gap to 13 on three occasions, 52-38 on a Johnson 3-pointer make with 14:50 left.

Georgia scored the game's next eight points, to move back out of danger.

Mississippi State									
Player	FG	3FG	FT	RB	PF	PT	A	Min	
Sidney	f 5-11	0-1	5-6	9	5	15	0	32	
Johnson	g 5-15	2-8	1-2	1	2	13	0	37	
Bost	g 7-15	3-9	3-5	1	1	20	5	35	
Benock	g 2-3	1-2	0-0	2	0	5	0	22	
Augustus	f 2-6	1-3	3-4	3	5	8	1	22	
Steele	0-2	0-1	0-0	1	0	0	1	17	
Bryant	1-1	0-0	1-2	1	0	3	0	16	
Lewis	0-0	0-0	0-0	3	1	0	0	17	
Riek	0-0	0-0	0-0	0	0	0	0	2	
TOTALS	22-53	7-24	13-19	23	15	64	7	200	

Georgia									
Player	FG	3FG	FT	RB	PF	PT	A	Min	
Leslie	f 7-14	1-1	2-5	6	2	17	4	26	
Ware	f 3-3	3-3	0-0	4	0	9	6	28	
Barnes	g 0-1	0-0	1-2	4	4	1	0	13	
Robinson	g 7-12	1-5	2-2	5	2	17	5	30	
Thompkins	g 6-11	2-3	1-2	7	3	15	2	27	
Thornton	2-6	1-2	2-4	9	2	7	0	17	
Williams	0-0	0-0	0-2	0	0	0	1	2	
Bucklin	0-1	0-0	0-0	0	0	0	0	2	
Williams	0-1	0-0	0-0	2	2	0	0	6	
Nolte	0-1	0-0	0-0	0	1	0	0	5	
Brantley	3-5	3-5	0-0	1	1	9	1	19	
Price	4-10	0-0	3-4	5	2	11	1	25	
TOTALS	32-65	11-19	11-21	48	19	86	19	200	

Halftime: UGA 42, MSU 29. FG%: MSU 41.5%, UGA 49.2%. 3FG%: MSU 29.2%, UGA 57.9%. FT%: MSU 68.4%, UGA 52.4%. Turnovers: MSU 11 (Sidney 5), UGA 14 (Thompkins 4). Blocked Shots: MSU 1 (Sidney), UGA 2 (Leslie, Barnes). Steals: MSU 8 (Bost 5), UGA 8 (Robinson 3). Officials: Joe Lindsey, Bert Smith, Lee Cassell. Attendance: 10,523.

100 Years Of Bulldog Basketball



2010-11 RECAPS

Game 19

Vanderbilt 81
Mississippi State 74

Humphrey Coliseum • Jan. 27, 2011

STARKVILLE, Miss. — Mississippi State could not hold a late lead, as 19th-ranked Vanderbilt rallied for an 81-74 win.

The Commodores exercised all kinds of demons as they won in this building for the first time since 1993.

Vandy took over inside down the stretch of the game's final half. The Bulldogs actually held a 63-54 lead with 9:18 left. However, the Commodores got the ball inside at will late in the contest, eventually earning 23 free throw attempts in the game's final half alone.

The Bulldogs lost the services of Renardo Sidney, who fouled out with 4:39 left. Kodi Augustus and Wendell Lewis each finished with four fouls.

Still, the Bulldogs held possession down 77-74 with 1:53 left. On the offensive end, MSU missed a 3-point shot attempt by Dee Bost and a follow-up putback attempt by Brian Bryant. The Bulldogs held on the defensive end; However, Bryant threw the ball away in the backcourt with just 18 seconds left in regulation.

The steal by Jeffery Taylor resulted in a decisive dunk. The Commodores added two free throws by John Jenkins to close out the victory.

Vanderbilt										
Player	FG	3FG	FT	RB	PF	PT	A	Min		
G'bourne	f 3-7	0-2	3-4	12	2	9	1	36		
Taylor	f 9-18	3-9	4-8	5	2	25	2	38		
Ezeli	c 5-5	0-0	4-7	2	4	14	0	15		
Tinsley	g 3-13	2-6	0-1	4	0	8	5	34		
Jenkins	g 5-11	2-7	9-9	6	1	21	1	37		
Fuller	0-0	0-0	1-2	1	1	1	2	11		
Tchiengang	1-6	1-3	0-0	6	2	3	0	22		
Odum	0-2	0-2	0-0	1	3	0	0	7		
TOTALS	26-62	8-29	21-31	38	15	81	11	200		

Mississippi State										
Player	FG	3FG	FT	RB	PF	PT	A	Min		
Sidney	f 2-3	0-0	2-4	5	5	6	0	13		
Augustus	g 5-8	0-0	0-0	5	4	10	1	36		
Johnson	g 5-11	2-7	7-8	4	2	19	0	38		
Bost	g 5-16	3-10	5-5	5	2	18	6	37		
Benock	f 2-8	2-8	3-4	2	2	6	1	28		
Steele	2-5	1-2	0-0	2	1	5	2	12		
Smith	0-0	0-0	0-0	1	0	0	0	2		
Bryant	1-3	0-0	0-0	3	1	2	0	7		
Lewis	3-3	0-0	0-0	6	4	6	0	19		
Riek	1-1	0-0	0-0	1	1	2	0	8		
TOTALS	26-58	8-27	14-17	38	22	74	10	200		

Halftime: VU 37, MSU 33. FG%: MSU 44.8%, VU 41.9%. 3FG%: MSU 29.6%, VU 27.6%. FT%: MSU 82.4%, VU 67.7%. Turnovers: MSU 12 (Augustus with 3), VU 9 (Goulbourne, Ezeli 3,3). Blocked Shots: MSU 5 (Johnson 2), VU 6 (Ezeli, Jenkins 2,2). Steals: MSU 5 (Benock with 2), VU 7 (Taylor 3). Officials: Tony Greene, Bert Smith, Jamie Luckie. Attendance: 8,870.

Game 20

Mississippi State 71
Florida 64

Humphrey Coliseum • Jan. 29, 2011

STARKVILLE, Miss. — This time, Mississippi State finished the job, using a blistering start early and great defense late to close out a 71-64 win over No. 24 Florida.

Less than 36 hours after a heart-breaking loss to Vanderbilt, the Bulldogs bounced back, making critical play after critical play in the closing minutes and holding the Gators scoreless from the field in the final 5:40 of play.

The Bulldogs sprinted out of the gates to a furious start, hitting three of their first four 3-point attempts.

Eight minutes in the game, MSU built a 25-15 lead, fueled by 11 points from Kodi Augustus, including three 3-point makes.

A jumper by Ravern Johnson put MSU up 40-38 at the intermission.

The Bulldogs scored the first four points of the second half as a pair of free throws by Renardo Sidney placed the Maroon and White ahead, 44-38. A 3-pointer by Dee Bost extended the lead to 51-42.

Again, Florida staged a furious rally with a 13-1 run to grab a 55-52 lead with 12:19 remaining.

The Bulldogs had difficulty with UF's full-court pressure, but kept the turnovers to a minimum.

A 3-pointer by Bost gave MSU a 60-57 lead. Florida held its last lead at 63-62 on an Erving Walker layup with 5:40 left.

Florida										
Player	FG	3FG	FT	RB	PF	PT	A	Min		
Tyus	f 3-4	0-0	0-2	5	3	6	0	15		
Parsons	f 4-11	1-4	0-2	10	1	9	3	34		
Macklin	c 4-8	0-0	2-6	6	2	10	1	24		
Boynton	g 2-11	0-4	0-0	1	1	4	0	31		
Walker	g 6-17	2-8	4-5	5	3	18	4	37		
Young	1-2	0-0	1-2	3	3	3	0	18		
Wilbekin	1-4	1-3	0-0	2	1	3	1	12		
Yeguete	1-2	0-0	0-0	6	1	2	0	13		
Prather	1-2	0-1	0-0	2	0	2	0	7		
Murphy	2-2	1-1	2-2	2	4	7	1	9		
TOTALS	25-63	5-21	9-19	43	19	64	10	200		

Mississippi State										
Player	FG	3FG	FT	RB	PF	PT	A	Min		
Sidney	f 5-10	0-1	6-7	8	4	16	0	25		
Augustus	g 4-8	3-5	5-6	6	2	16	2	37		
Johnson	g 5-12	1-5	4-4	8	1	15	0	40		
Bost	g 8-14	4-8	4-5	3	2	24	5	37		
Benock	f 0-4	0-3	0-0	2	0	0	2	30		
Steele	0-2	0-1	0-0	1	1	0	1	16		
Bryant	0-0	0-0	0-0	1	0	0	0	3		
Lewis	0-3	0-0	0-1	3	1	0	0	8		
Riek	0-1	0-0	0-0	2	3	0	1	4		
TOTALS	22-54	8-23	19-23	37	14	71	8	200		

Halftime: MSU 40, UF 38. FG%: MSU 40.7%, UF 39.7%. 3FG%: MSU 34.8%, UF 23.8%. FT%: MSU 82.6%, UF 47.4%. Turnovers: MSU 8 (Sidney 4), UF 8 (Boynton, Walker 2). Blocked Shots: MSU 1 (Augustus 1), UF 3 (Young 2). Steals: MSU 3 (Steele 2), UF 5 (Yeguete, Parsons 2). Officials: Antoninio Petty, Ron Groover, Tom Eads. Attendance: 9,012.

Game 21

Alabama 75
Mississippi State 61

Coleman Coliseum • Feb. 2, 2011

TUSCALOOSA, Ala. - Mississippi State could not overcome a slow start as Alabama claimed a 75-61 win.

The victory allowed the Crimson Tide to sweep the season series for the first time since 2005.

The Crimson Tide scored the game's first five points and never trailed.

Alabama forced 12 first-half turnovers, and the Bulldogs had the services of Renardo Sidney for only a minute in the first half due to foul trouble.

Offensively, the Crimson Tide stormed out of the gates. A layup by Trevor Releford created an 11-4 advantage less than three minutes in, and the lead grew to 10 at 18-8 on a 3-pointer by Charvez Davis.

Down 22-12, the Bulldogs slowly battled back with six straight points. A 3-pointer by Dee Bost was followed by a steal from Ravern Johnson and another layup by Bost. Bost sank a free throw to complete a three-point play, bringing the Maroon and White within 22-18. Bama led 35-23 at halftime.

Sidney scored the opening basket of the second half. However, Alabama followed with the game's next seven points to open a 42-25 advantage with 17:59 left to play. Two possessions later, a trey by Davis opened up the game's biggest lead — at 45-27.

Mississippi State										
Player	FG	3FG	FT	RB	PF	PT	A	Min		
Sidney	f 5-9	0-0	1-2	3	3	11	0	19		
Augustus	f 4-8	0-1	3-3	1	5	11	0	32		
Johnson	g 2-7	1-4	5-6	3	0	10	0	40		
Bost	g 6-17	3-9	3-3	4	4	18	7	36		
Benock	g 1-4	1-3	0-0	3	1	3	3	28		
Steele	2-4	1-1	0-0	1	1	5	0	20		
Bryant	0-0	0-0	0-0	1	0	0	0	4		
Lewis	1-2	0-0	1-2	4	1	3	0	15		
Riek	0-0	0-0	0-2	1	1	0	0	6		
TOTALS	21-51	6-18	13-18	25	16	61	10	200		

Alabama										
Player	FG	3FG	FT	RB	PF	PT	A	Min		
Green	f 4-11	0-0	7-9	11	5	15	4	32		
Mitchell	f 9-13	2-2	3-4	7	1	23	0	39		
Hines	f 1-2	0-0	0-0	0	4	2	0	13		
Releford	g 6-12	0-2	4-4	2	1	16	8	35		
Davis	g 6-12	5-8	0-0	5	1	17	0	38		
Eblen	0-0	0-0	0-0	0	1	0	1	5		
Hillman	0-5	0-1	0-0	4	2	0	1	14		
Steele	1-2	0-1	0-0	4	1	2	0	24		
TOTALS	27-57	7-14	14-17	39	16	75	14	200		

Halftime: UA 35, MSU 23. FG%: MSU 41.2%, UA 47.4%. 3FG%: MSU 33.3%, UA 50.0%. FT%: MSU 72.2%, UA 82.4%. Turnovers: MSU 14 (Augustus, Bost 5), UA 15 (Green 4). Blocked Shots: MSU 4 (Augustus 2), UA 7 (Mitchell 3). Steals: MSU 7 (Bost 4), UA 9 (Releford 4). Officials: Tony Greene, Anthony Jordan, Mike Nance. Attendance: 10,771.

100 Years Of Bulldog Basketball

2010-11 RECAPS

Game 22

Mississippi State 58
LSU 57
Maravich Assembly Center • Feb. 5, 2011

BATON ROUGE, La. - Defensive pressure saved the day for Mississippi State as it held LSU scoreless the final 3:23 of regulation en route to a 58-57 win.

Andre Stringer attempted to shoot a game-winner with only two seconds remaining, but Dee Bost caused Stringer to lose the handle as he attempted to get the shot off. It was the second straight possession that ended that way, with Renardo Sidney doing the same thing to Malcolm White one possession earlier.

MSU won its fourth straight in the series and for the eighth time in the last 11 meetings.

LSU actually did not get a shot in the final 2:09 of regulation. The Tigers turned the ball over on their final three possessions, including one trip where the Bulldogs committed three straight fouls.

The lead changed hands three times during a competitive first half and LSU led 33-30 at the break.

After Sidney tied the contest on a baseline move, Stringer made back-to-back 3's for a 57-54 lead for the hosts. With 2:26 left, Augustus scored a putback, cutting the deficit to 57-56. MSU forced a defensive stop. Offensively, Bost sank two free throws for a 58-57 MSU lead with 1:59 remaining.

Mississippi State

Player	FG	3FG	FT	RB	PF	PT	A	Min
Sidney	f 7-16	0-1	2-3	11	1	16	1	31
Augustus	f 3-8	0-2	4-4	4	4	10	1	34
Steele	g 1-6	1-3	1-2	3	2	4	0	26
Bost	g 2-11	1-5	4-7	5	1	9	2	36
Benock	g 4-5	4-5	0-0	7	2	12	4	35
Smith	1-3	1-1	0-0	0	2	3	0	7
Bryant	2-4	0-1	0-1	2	0	4	2	18
Lewis	0-0	0-0	0-0	1	1	3	0	12
Riek	0-0	0-0	0-0	0	0	0	0	1
TOTALS	20-53	7-18	11-17	38	13	58	10	200

LSU

Player	FG	3FG	FT	RB	PF	PT	A	Min
Green	f 3-8	1-2	1-2	8	5	8	1	25
White	f 3-5	0-0	0-0	9	2	6	0	24
Stringer	f 6-14	3-10	0-0	3	3	15	4	36
Turner	g 3-14	1-7	0-0	1	0	7	1	28
Dotson	g 3-8	1-4	3-4	4	3	10	0	33
Bass	2-4	0-0	0-0	2	1	4	1	16
Ludwig	1-2	0-1	3-3	2	2	5	2	16
Derenbecker	0-1	0-0	0-0	1	0	0	0	8
Warren	1-3	0-0	0-0	7	3	2	0	15
Populist	0-0	0-0	0-0	0	0	0	0	1
TOTALS	22-59	6-24	7-9	39	19	57	9	200

Halftime: LSU 33, MSU 30. FG%: MSU 37.7%, LSU 37.3%. 3FG%: MSU 38.9%, LSU 25.0%. FT%: MSU 64.7%, LSU 77.8%. Turnovers: MSU 13 (Bost 5), LSU 13 (Warren 3). Blocked Shots: MSU 3 (Sidney, Bost, Benock 1), LSU 5 (Warren 3). Steals: MSU 5 (Benock 2), LSU 7 (Stringer 3). Officials: Doug Shows, Pat Adams, Patrick Evans. Attendance: 7,938.

Game 23

Mississippi State 67
Arkansas 56
Humphrey Coliseum • Feb. 9, 2011

STARKVILLE, Miss. - Mississippi State erased an early seven-point deficit, rolling to a 67-56 victory against Arkansas.

Dee Bost scored a game-high 18 points and became the Bulldogs' 33rd member of the 1,000-point club.

Riley Benock did not start due to a bruised shoulder. Thus, Shaun Smith drew his second career start. True freshman Jalen Steele also played a career-high 35 minutes. The Bulldogs scored 21 bench points after totaling zero in their last home game against Florida.

Arkansas sprinted to a 21-14 advantage less than 11 minutes into the contest. The Bulldogs scored the game's next eight points to take their second lead in the contest. MSU grabbed a 22-21 lead on a Wendell Lewis dunk.

The Bulldogs led 33-28 at the break.

The Hogs opened the second half on an 8-2 run to take their last lead at 36-35. The Arkansas run included back-to-back treys from UA's leading scorer Clarke, who only totaled nine points.

MSU then found an answer on the defensive end and found overdrive on the offensive end. MSU pieced together a 23-6 run to grab a 58-42 advantage. A Brian Bryant 3-point basket with 9:39 capped that run and created the game's largest advantage.

Arkansas

Player	FG	3FG	FT	RB	PF	PT	A	Min
Johnson	f 1-5	0-0	4-6	7	1	6	1	26
Powell	f 2-8	0-1	0-0	5	3	4	0	21
Britt	g 4-7	2-3	0-0	4	2	10	4	25
Clarke	g 3-11	2-6	1-2	1	3	9	2	28
Peterson	g 2-6	1-2	2-4	3	0	7	0	26
Wade	2-5	1-2	1-1	2	0	6	0	22
Bryant	2-5	0-1	1-1	1	4	5	0	18
Waithe	0-2	0-1	0-0	0	0	0	0	3
Nobles	4-9	1-4	0-0	1	1	9	1	19
Sanchez	0-2	0-0	0-0	3	3	0	0	12
TOTALS	20-60	7-20	9-14	28	17	56	8	200

Mississippi State

Player	FG	3FG	FT	RB	PF	PT	A	Min
Sidney	f 5-10	0-1	2-3	10	4	12	0	26
Augustus	f 1-6	0-2	6-6	9	2	8	2	32
Steele	g 1-6	1-4	2-2	0	2	5	1	35
Bost	g 7-12	4-6	0-0	3	2	18	3	36
Smith	g 1-4	1-2	0-0	0	1	3	0	14
Benock	0-0	0-0	4-4	3	2	4	0	22
Bryant	3-4	1-1	2-3	5	0	9	2	20
Lewis	4-5	0-0	0-0	6	1	8	0	15
TOTALS	22-47	7-16	16-18	41	14	67	8	200

Halftime: MSU 33, UA 28. FG%: MSU 46.8%, UA 33.3%. 3FG%: MSU 43.8%, UA 55.0%. FT%: MSU 88.9%, UA 64.3%. Turnovers: MSU 21 (Augustus 8), UA 13 (Powell, Britt 3). Blocked Shots: MSU 5 (Augustus 2), UA 5 (Johnson 2). Steals: MSU 5 (Benock 3), UA 2 (Johnson, Britt 2). Officials: Tony Greene, Doug Simmons, Mike Roberts. Attendance: 7,224.

Game 24

Auburn 65
Mississippi State 62
Auburn Arena • Feb. 12, 2011

AUBURN, Ala. - Mississippi State surrendered a 19-point second-half lead, dropping a 65-62 decision at Auburn.

The Tigers closed the contest on a 30-9 to win a conference game for the first time in the history of Auburn Arena.

MSU hit eight 3-point baskets in the opening half and actually extended the lead to 51-32 with 11:24 remaining. However, seven turnovers in the final 5:45 doomed MSU.

The Bulldogs played their best first half of the season. After missing the first four attempts beyond the arc, the Bulldogs hit eight of their next 10. Auburn held an early 7-2 lead before MSU forged ahead with a 22-6 run for 36-24 halftime lead.

The Bulldogs continued to penetrate the Auburn defense with ease in the early stages of the second half. Bost scored on back-to-back possessions. Back-to-back dunks by Kodi Augustus and Wendell Lewis pushed MSU out to a 53-35 lead with 9:46 left in the contest.

MSU still maintained a 58-45 lead on an Augustus dunk with 4:21 left. However, after the basket went through, Augustus was called for a technical.

Auburn scored 17 straight points to turn the 58-45 deficit into a 62-58 lead. The Tigers took their first second-half lead at 59-58 on a Kenny Gabriel 3-point basket with 1:18 left.

Mississippi State

Player	FG	3FG	FT	RB	PF	PT	A	Min
Sidney	f 3-7	1-2	2-2	13	5	9	0	28
Augustus	f 3-7	0-2	3-4	2	5	9	0	32
Steele	g 2-5	1-3	3-4	3	1	8	2	24
Bost	g 8-14	4-8	2-3	5	1	22	3	36
Benock	g 3-6	2-4	0-0	1	1	8	3	32
Johnson	1-6	1-5	0-0	2	0	3	0	19
Bryant	0-1	0-0	0-0	2	1	0	4	17
Lewis	1-2	0-0	1-2	3	2	3	0	12
TOTALS	21-48	9-24	11-15	34	16	62	12	200

Auburn

Player	FG	3FG	FT	RB	PF	PT	A	Min
Payne	f 4-7	1-2	0-0	3	1	9	3	33
Gabriel	f 7-12	2-2	2-3	5	2	18	1	26
Forbes	f 2-7	0-0	0-0	5	4	4	0	26
Wallace	g 2-4	0-0	1-1	1	1	5	5	28
Ross	g 7-14	3-6	4-4	7	3	21	2	40
Langford	0-2	0-1	0-0	1	3	0	1	9
Denson	1-6	0-1	0-1	1	1	2	2	19
Armstrong	0-2	0-0	0-0	0	0	0	0	3
Chubb	3-5	0-0	0-3	2	1	6	0	16
TOTALS	26-59	6-12	7-12	30	16	65	14	200

Halftime: MSU 36, AU 24. FG%: MSU 43.8%, AU 44.1%. 3FG%: MSU 37.5%, AU 50.0%. FT%: MSU 73.3%, AU 58.3%. Turnovers: MSU 16 (Bost 6), AU 12 (Wallace, Gabriel 4,3). Blocked Shots: MSU 6 (Sidney, Augustus 2), AU 1 (Forbes 1). Steals: MSU 6 (Bost, Benock 3,2), AU 4 (Gabriel 2). Officials: Joe Lindsay, Patrick Evans, John Hampton. Attendance: 9,121.



2010-11 RECAPS

Game 25

Kentucky 85
Mississippi State 79

Rupp Arena • Feb. 15, 2011

LEXINGTON, Ky. - Mississippi State sank 12 3-point baskets and held an early 11-point lead before falling to 22nd-ranked Kentucky 85-79 at Rupp Arena.

In their lone appearance of the season on ESPN's "Super Tuesday" package, the Maroon and White could not duplicate the magic of their last trip inside this building - a 66-57 win in 2009. Instead, Kentucky won their 30th straight at Rupp and 31st straight in all games played in Lexington.

The Bulldogs had their second-best 3-point shooting night of the season, hitting 12 of 22 shots from 3-point range - the most in a conference game this season. MSU scored the game's first five points and never trailed in the first half.

An old-fashioned 3-point play by Renardo Sidney placed the Bulldogs on top 24-13 with 10:40 left in the first half. Kentucky scored the game's next seven points, but MSU was not deterred.

MSU led 40-39 at halftime.

Kentucky took its first lead by scoring the first four points of the final half. MSU answered with the game's next eight points. A 3-pointer by Bost staked the Bulldogs to a 48-43 lead with 17:18 left.

The Wildcats then took control of the contest with a 15-2 run. A 3-pointer by Darius Miller, followed by a steal and layup ran the Wildcats out to a 58-50 lead with 13:37 left.

Mississippi State									
Player	FG	3FG	FT	RB	PF	PT	A	Min	
Sidney	f 5-13	0-2	1-1	8	0	11	2	28	
Augustus	f 3-8	0-1	4-4	7	1	10	2	34	
Steele	g 6-9	5-7	0-0	0	3	17	2	27	
Bost	g 5-12	3-7	3-5	3	2	16	4	39	
Benock	g 0-1	0-0	2-2	2	5	2	3	34	
Johnson	5-09	4-5	7-7	5	2	21	0	25	
Smith	0-0	0-0	0-0	0	0	0	0	1	
Bryant	0-0	0-0	0-0	0	2	0	40	1	
Lewis	1-1	0-0	0-0	1	1	2	0	10	
Riek	0-0	0-0	0-0	0	0	0	0	1	
TOTALS	25-53	12-22	17-19	29	16	79	13	200	

Kentucky									
Player	FG	3FG	FT	RB	PF	PT	A	Min	
Jones	f 7-11	0-1	3-5	10	4	17	5	35	
Harrellson	f 4-8	0-1	1-2	6	2	19	1	35	
Knight	f 8-15	3-7	5-7	3	0	24	7	38	
Lamb	g 7-8	3-3	3-4	0	3	20	0	38	
Liggins	g 1-5	0-3	0-0	3	2	2	0	15	
Miller	5-9	3-7	0-0	0	2	13	1	33	
Hood	0-0	0-0	0-0	0	0	0	0	1	
Vargas	0-1	0-0	0-0	1	1	0	0	5	
TOTALS	32-57	9-22	12-18	26	14	85	14	200	

Halftime: MSU 40, UK 39. FG%: MSU 47.2%, UK 44.1%. 3FG%: MSU 54.5%, UK 50.0%. FT%: MSU 89.5%, UK 58.3%. Turnovers: MSU 15 (Bost, Johnson 5), UK 10 (Knight 4). Blocked Shots: MSU 0, UK 5 (Harrellson, Miller 2). Steals: MSU 7 (Benock 3), UK 7 (Jones, Miller 2). Officials: Ted Valentine, Mike Nance, Jamie Luckie. Attendance: 23,196.

Game 26

Mississippi State 71
Ole Miss 58

Humphrey Coliseum • Feb. 19, 2011

STARKVILLE, Miss. - Mississippi State ran its series win streak to five in a 71-58 win against Ole Miss.

The Bulldogs made it back-to-back season sweeps against the arch-rival Rebels and have accomplished that feat six times under 13th-year head coach Rick Stansbury.

The key was the solid all-around play of Renardo Sidney, who logged his third double-double with a game-high 22 points and game-high 12 rebounds.

The Bulldogs hit 50 percent of their shots from the field in game's final half and broke away from a 33-33 halftime tie with a decisive 8-0 run in the early stages of the second half.

A 3-pointer by Kodi Augustus placed the Bulldogs on top 39-35. UM followed with back-to-back baskets and a pair of defensive stops to create the game's final tie, at 39-39 with 15:19 left.

Ravern Johnson answered with the go-ahead 3-pointer on the other end. After a stop, Augustus had the defensive rebound and fed Sidney for a monster dunk.

After another UM miss, Riley Benock drained a transition 3-point basket to extend the MSU advantage to 47-39.

The lead pushed into double-digits as Benock again canned a trey, capping a 13-2 run for a 52-41 lead with 11:53 left.

Ole Miss									
Player	FG	3FG	FT	RB	PF	PT	A	Min	
Henry	f 6-10	0-1	1-3	8	4	13	0	29	
Buckner	f 3-5	0-0	0-0	11	2	6	0	30	
Warren	g 4-14	1-8	4-4	2	1	13	1	33	
William	g 0-4	0-3	1-2	1	1	1	1	19	
Graham	g 4-14	2-5	2-2	4	0	12	0	30	
Nelson	0-5	0-3	0-0	1	1	0	0	12	
Short	3-4	0-0	0-0	4	2	6	0	15	
Gaskins	3-11	1-4	0-0	6	3	7	3	25	
Cox	0-0	0-0	0-0	3	1	0	0	7	
TOTALS	23-67	4-24	8-11	41	15	58	5	200	

Mississippi State									
Player	FG	3FG	FT	RB	PF	PT	A	Min	
Sidney	f 8-12	1-1	5-8	12	2	22	1	31	
Augustus	f 3-5	1-2	2-3	4	2	9	2	30	
Steele	g 1-4	1-3	0-0	4	0	3	0	15	
Bost	g 2-10	1-6	0-0	0	2	5	9	31	
Benock	g 2-5	2-5	2-2	6	2	8	7	37	
Johnson	5-8	3-5	3-5	0	2	16	1	28	
Bryant	1-2	0-0	0-0	2	2	2	0	9	
Lewis	1-5	0-0	2-2	3	0	4	1	15	
Riek	1-1	0-0	0-0	1	0	2	0	4	
TOTALS	24-52	9-22	14-20	34	12	71	21	200	

Halftime: MSU 33, UM 33. FG%: MSU 46.2%, UM 34.3%. 3FG%: MSU 40.9%, UM 16.7%. FT%: MSU 70.0%, UM 72.7%. Turnovers: MSU 10 (Sidney 3), UM 12 (Henry, Graham 5,4). Blocked Shots: MSU 6 (Bryant 2), UM 6 (Henry, Buckner 3). Steals: MSU 5 (Five with 1), UM 3 (Three with 1). Officials: Mike Nance, Ron Groover, John Hampton. Attendance: 8,063.

Game 27

LSU 84
Mississippi State 82

Humphrey Coliseum • Feb. 23, 2011

STARKVILLE - Mississippi State's Riley Benock had his final shot rim out as time expired, and the Bulldogs dropped an 84-82 decision to LSU.

In addition, legendary MSU play-by-play man Jack Cristil announced his retirement after 58 seasons behind the microphone following the game.

The Bulldogs shot 56 percent from the field - the second best total in a game this season. MSU built an early 24-11 lead but saw that melt away on a 17-5 run. LSU grabbed the lead with 5:19 left in the first half and never trailed the rest of the way.

With the victory, LSU earned a season split and snapped its 10-game skid.

On a pair of 3-point baskets by Jalen Steele and Riley Benock, the Bulldogs quickly sprinted to a 12-2 advantage, but the Tigers led 45-41 at the break.

A 9-2 run pushed the guests out to a 56-47 advantage with 15:14 left in the contest.

A pair of free throws by Bost brought the Bulldogs within two. After an LSU miss, a layup by Sidney tied the contest at 77-77 with 1:41 left.

The Tigers grabbed the lead for good when Garrett Green scored a tip-in with 1:19 left. The Bulldogs had one last chance with Benock's 16-foot jump shot drawing iron but rimming out.

LSU									
Player	FG	3FG	FT	RB	PF	PT	A	Min	
White	f 1-2	0-0	4-4	4	4	6	1	17	
D'becker	f 3-7	2-3	0-0	3	1	8	2	19	
Warren	f 5-12	0-1	4-5	5	3	14	0	32	
Stringer	g 4-11	2-6	0-0	0	3	10	2	27	
Turner	g 3-12	2-6	4-6	3	0	12	3	35	
Green	6-7	0-0	0-1	8	4	12	0	22	
Bass	2-3	0-0	0-0	1	2	4	2	14	
Ludwig	0-2	0-1	2-2	3	2	2	0	8	
Populist	0-1	0-1	0-0	0	1	0	1	4	
Dotson	4-10	3-5	5-6	1	2	16	1	22	
TOTALS	28-67	9-23	19-24	32	22	84	12	200	

Mississippi State									
Player	FG	3FG	FT	RB	PF	PT	A	Min	
Sidney	f 9-15	0-1	6-12	8	4	24	1	29	
Augustus	f 6-7	0-1	1-2	9	4	13	0	32	
Steele	g 3-5	2-4	0-0	2	1	8	3	20	
Bost	g 2-9	2-5	9-12	1	3	15	9	35	
Benock	g 1-2	1-1	0-0	3	3	3	2	33	
Johnson	5-8	4-5	1-2	2	1	15	0	29	
Bryant	0-1	0-0	0-0	1	1	0	1	5	
Lewis	2-3	0-0	0-0	6	2	4	1	17	
TOTALS	28-50	9-17	17-28	38	19	82	17	200	

Halftime: LSU 45, MSU 41. FG%: LSU 41.8%, MSU 56.0%. 3FG%: LSU 39.1%, MSU 52.9%. FT%: LSU 79.2%, MSU 60.7%. Turnovers: LSU 10 (Warren, Turner, Dotson 2), MSU 18 (Bost, Benock 5). Blocked Shots: LSU 2 (Derenbecker, Bass 1), MSU 7 (Sidney, Augustus, Lewis 2). Steals: LSU 11 (Derenbecker, Warren, Stringer, Turner 2), MSU 3 (Sidney, Steele, Bost 1). Officials: Tom Eades, Doug Simons, Ron Groover. Attendance: 7,303.

100 Years Of Bulldog Basketball

2010-11 RECAPS

Game 28

Mississippi State 70
Tennessee 69
Thompson-Boling Arena • Feb. 26, 2011

KNOXVILLE - A Wendell Lewis dunk with 3.4 seconds left lifted Mississippi State to a stunning 70-69 win against Tennessee.

The victory allowed the Bulldogs to send legendary play-by-play broadcaster Jack Cristil out in style. Bringing a close to a 58-year run as Voice of the Bulldogs, Cristil enthusiastically certified the victory with his trademark "Wrap it in Maroon and White!" after a mid-court heave from Scotty Hopson missed as time expired.

After going into the break tied at 34-apiece, the Volunteers had the better of it in the opening stages of the second half. A Cameron Tatum jumper ran the UT lead to 42-37 with 16:23 left. The Maroon and White came back with a 9-2 run for a 46-44 lead with 11:08 left.

An Augustus trey placed the Maroon and White on top 51-46. A couple of possessions later, another Augustus 3-point make ran the lead to 56-49 with 7:54 left.

Tennessee got back ahead at 60-58 on an 11-2 run. The lead was short-lived as Bost answered on the other end with a 3-point basket. The lead switched hands a couple of times before Brian Bryant placed MSU on top 68-64 with a running jumper in the lane at the 1:12 mark.

The Vols scored the next five points and went up 69-68 on a A dunk by Tobias Harris.

MISSISSIPPI STATE

Player	FG	3FG	FT	RB	PF	PT	A	Min
Sidney	f 3-6	0-1	0-0	2	1	6	0	10
Augustus	f 4-13	3-6	4-4	10	3	15	1	37
Johnson	g 8-14	3-7	1-1	5	1	20	0	37
Bost	g 5-17	2-9	2-3	6	2	14	10	38
Benock	g 0-2	0-2	0-0	2	3	0	3	27
Smith	0-0	0-0	0-0	0	0	0	0	3
Bryant	3-6	0-0	2-2	4	3	8	3	19
Lewis	2-4	0-0	3-5	8	3	7	0	24
Riek	0-1	0-0	0-0	2	1	0	0	5
TOTALS	25-63	8-25	12-15	40	17	70	17	200

TENNESSEE

Player	FG	3FG	FT	RB	PF	PT	A	Min
Harris	f 4-13	2-6	6-8	8	1	16	2	32
Fields	c 1-1	0-0	2-2	3	2	4	0	9
Goins	g 3-9	0-2	3-3	4	1	9	5	32
Tatum	g 2-8	1-5	0-0	5	2	5	2	27
Hopson	g 8-16	2-5	4-7	7	0	22	0	33
Golden	0-4	0-2	0-0	1	0	0	0	3
McBee	0-0	0-0	0-0	0	1	0	0	5
Pearl	1-3	0-0	0-0	3	1	2	2	11
Bone	1-3	0-1	0-0	4	2	2	1	20
Williams	3-7	0-0	0-1	7	5	6	2	21
Maymon	1-2	0-0	1-2	2	2	3	0	7
TOTALS	24-66	5-21	16-23	48	17	69	14	200

Halftime: MSU 34, UT 34. FG%: MSU 39.7%, UT 36.4%. 3FG%: MSU 32.0%, UT 23.8%. FT%: MSU 80.0%, UT 69.6%. Turnovers: MSU 8 (Bost 5), UT 7 (Tatum, Hopson 2). Blocked Shots: MSU 6 (Lewis 3), UT 2 (Harris, Fields). Steals: MSU 5 (Lewis 2), UT 6 (Harris, Goins, Tatum). Officials: Tony Greene, Patrick Evans, Don Daily. Attendance: 20,777.

Game 29

Mississippi State 88
Arkansas 78
Bud Walton Arena • March 2, 2011

FAYETTEVILLE - Behind a 25-point night from Ravern Johnson and a 23-point effort from Kodi Augustus, Mississippi State posted an impressive 88-78 win at Arkansas to secured second place in the Western Division standings.

Leading 39-35 halftime at the half, the Razorbacks opened the second frame with a 6-2 run to go up 45-37. The Bulldogs tied the contest by scoring the game's next eight points, including back-to-back 3-point baskets by Augustus and Johnson.

Arkansas quickly regained the momentum, opening a 51-45 advantage with 14:38 left. Again, the Bulldogs had an answer. A driving layup by Johnson tied the game at 53. The teams would tie again at 58 and 60.

The Bulldogs then caught fire. Back-to-back 3-point baskets by Dee Bost and Brian Bryant put the Maroon and White ahead for good. Those treys would spark a game-changing 15-3 run. A pair of Bost free throws ran the MSU advantage to 73-63 with 4:06 left.

MISSISSIPPI STATE

Player	FG	3FG	FT	RB	PF	PT	A	Min
Sidney	f 5-12	1-2	3-4	7	3	14	2	28
Augustus	f 7-11	1-3	8-8	6	3	23	1	32
Johnson	g 9-14	5-8	2-2	5	1	25	1	36
Bost	g 3-10	0-4	3-5	5	3	9	3	34
Benock	g 2-4	2-4	2-2	1	2	8	2	26
Smith	0-0	0-0	0-0	1	0	0	0	2
Parker	0-0	0-0	0-0	0	0	0	0	0+
Luczak	0-0	0-0	0-0	0	0	0	0	0+
Price	0-0	0-0	0-0	0	0	0	0	0+
Bryant	3-8	0-1	2-3	5	2	8	6	24
Lewis	0-0	0-0	1-2	1	1	1	0	18
Bolen	0-0	0-0	0-0	0	0	0	0	0+
TOTALS	29-59	9-22	21-26	33	15	88	15	200

Arkansas

Player	FG	3FG	FT	RB	PF	PT	A	Min
Johnson	f 4-6	0-0	3-4	3	3	11	1	31
Powell	f 5-12	2-3	2-2	13	5	9	4	35
Farmer	g 3-5	1-1	2-3	3	4	9	0	16
Britt	g 4-11	2-5	0-0	3	0	10	2	30
Clarke	g 7-15	4-9	6-7	2	2	24	4	38
Wade	0-1	0-0	0-0	0	1	0	0	8
Bryant	0-0	0-0	2-4	2	0	2	0	4
Mason	0-0	0-0	0-0	0	0	0	0	0+
Haydar	0-1	0-1	0-0	0	0	0	0	0+
Nobles	3-5	2-3	0-0	3	1	8	3	28
Sanchez	0-1	0-0	0-0	0	1	0	0	10
TOTALS	26-57	11-22	15-20	30	17	78	14	200

Halftime: UA 39, MSU 35. FG%: MSU 49.2%, UA 45.6%. 3FG%: MSU 40.9%, UA 50.0%. FT%: MSU 80.8%, UA 75.0%. Turnovers: MSU 8 (Bost 5), UA 12 (Johnson, Nobles 3). Blocked Shots: MSU 2 (Sidney, Augustus 1), UA 2 (Johnson, Britt). Steals: MSU 6 (Benock 2), UA 4 (Four players with 1). Officials: Anthony Jordan, JB Caldwell, Mike Nance. Attendance: 10,253.

Game 30

Mississippi State 60
South Carolina 58
Humphrey Coliseum • March 5, 2011

STARKVILLE - Mississippi State celebrated Senior Day in grand fashion, beating South Carolina a 60-58.

The Bulldogs won a third-straight conference game for the first time this season and have now taken five straight in the overall series against the Gamecocks.

Ravern Johnson hit seven 3-point baskets, while Kodi Augustus recorded his ninth double-double of the season and also became the 32nd Bulldog ever to pull down 500 career rebounds, Renardo Sidney also had a double-double.

Despite the superlatives, the game was in doubt until the waning seconds.

With the Bulldogs leading 57-56, Augustus hit a fade-away jumper from about 10 feet out as the shot clock expired. That basket was good with 28 seconds left in regulation. The MSU bench was called for a technical when Stansbury entered the floor, attempting to call a timeout.

Malik Cooke hit both free throws to bring the Gamecocks within one, at 59-58. The Gamecocks also received possession. Dee Bost blocked a jumper by Bruce Ellington. The Bulldogs earned possession when the rebound was knocked out of bounds.

Bost hit one of two free throws to up the lead. USC had one last chance, with Ellington missing a 3-pointer from the corner as time expired.

MSU led 29-23 at the break.

South Carolina

Player	FG	3FG	FT	RB	PF	PT	A	Min
Cooke	f 3-9	1-2	6-6	3	3	13	0	26
Harris	f 1-4	0-0	0-0	4	2	2	0	32
Jackson	f 3-6	0-0	1-2	6	2	7	3	27
Muldrow	f 5-10	0-2	0-0	7	3	10	1	24
Ellington	g 6-20	3-10	0-0	3	1	15	2	36
Richardson	0-1	0-0	0-0	1	0	0	0	4
Smith	1-2	1-1	0-0	0	0	3	0	14
Galloway	3-8	0-2	0-0	3	2	6	3	23
Slawson	1-4	0-0	0-0	6	2	2	0	14
TOTALS	23-64	5-18	7-8	35	15	58	9	200

Mississippi State

Player	FG	3FG	FT	RB	PF	PT	A	Min
Sidney	f 4-8	0-0	5-6	12	2	13	1	31
Augustus	f 5-8	3-4	2-3	10	2	15	0	33
Johnson	g 7-18	7-14	0-0	6	1	21	2	38
Bost	g 2-8	1-5	3-4	3	0	8	8	36
Benock	g 0-3	0-2	0-0	2	0	0	1	32
Smith	0-1	0-1	0-0	0	0	0	0	2
Bryant	0-3	0-0	1-2	1	1	1	2	17
Lewis	1-2	0-0	0-0	1	1	2	0	11
TOTALS	19-51	11-26	11-15	41	7	60	14	200

Halftime: MSU 29, USC 23. FG%: MSU 35.9%, USC 37.3%. 3FG%: MSU 42.3%, USC 27.8%. FT%: MSU 73.3%, USC 87.5%. Turnovers: MSU 16 (Four with 3), USC 8 (Ellington, Galloway 2). Blocked Shots: MSU 5 (Bost 2) USC 3 (Three with 1) Steals: MSU 6 (Johnson, Bost 2), USC 9 (Three with 3) Officials: Doug Shows, Antinio Petty, John Hampton. Attendance: 7,955.

100 Years Of Bulldog Basketball

2010-11 RECAPS

Game 31

Vanderbilt 87
Mississippi State 81

Georgia Dome • March 11, 2011

ATLANTA - Mississippi State found itself on the wrong end of an offensive shootout in the quarterfinals of the SEC Tournament, losing 87-81 to Vanderbilt.

MSU shot better than 50 percent from the floor and scored its fourth-highest point total against a conference opponent this season. Alas, Vanderbilt rallied from a five-point deficit in the final 10 minutes.

The Bulldogs, who lost their conference tournament opener for the first time since 2006, led 38-36 at the break.

The Commodores scored the first nine points of the second half. The Bulldogs missed their first eight shots from the field to start the final 20 minutes. A 3-pointer by Jenkins placed VU on top, 45-38 with 16:17 left.

Behind the inside play of Sidney, the Bulldogs battled back. Sidney finished with 22 points and seven rebounds, with 20 of those points coming in the game's final half. A pair of Bost free throws tied the teams at 49 with 12:10 left.

Taylor made back-to-back baskets for a 73-69 Vanderbilt lead with 3:53 left. Then with the teams tied at 76, Jenkins was fouled on a 3-point shot attempt. The VU guard made all three free throws. After a layup by Sidney, Jenkins scored on the other end with a four-point play – converting the free throw after being fouled on a 3-point shot attempt.

Vanderbilt

Player	FG	3FG	FT	RB	PF	PT	A	Min
G'bourne f	2-3	1-1	3-3	3	3	8	1	17
Ezeli c	2-3	0-0	4-4	3	4	8	0	20
Tinsley g	3-9	2-5	4-4	2	0	12	6	33
Jenkins g	10-17	5-9	4-4	4	0	29	1	34
Taylor g	9-16	1-5	1-3	2	1	20	4	37
Fuller f	1-2	1-1	0-0	1	0	3	1	12
Tchiengang	1-3	1-2	2-2	3	1	5	0	20
Odom	0-1	0-0	0-0	2	2	0	0	11
Walker	0-2	0-0	2-2	4	0	2	1	16
TOTALS	28-56	11-23	20-22	25	11	87	14	200

Mississippi State

Player	FG	3FG	FT	RB	PF	PT	A	Min
Sidney f	10-16	2-3	0-0	7	2	22	0	18
Augustus f	4-6	1-1	1-1	2	4	10	0	25
Johnson g	6-13	3-6	3-3	2	1	18	2	36
Bost g	6-14	2-4	2-2	4	3	16	11	36
Benock g	1-4	1-4	0-0	4	3	3	2	37
Smith	0-0	0-0	0-0	0	0	0	0	5
Bryant	2-5	0-1	2-2	4	0	6	1	19
Lewis	3-5	0-0	0-0	6	3	6	1	19
Bolen	0-0	0-0	0-0	1	0	0	0	3
Riek	0-0	0-0	0-0	0	3	0	0	2
TOTALS	19-51	11-26	11-15	41	7	60	14	200

Halftime: MSU 38, VU 36. FG%: MSU 50.8%, VU 50.0%. 3FG%: MSU 47.4%, VU 47.8%. FT%: MSU 100%, VU 90.9%. Turnovers: MSU 10 (Sidney 3), VU 5 (Five with 5). Blocked Shots: MSU 1 (Bryant) VU 3 (Ezeli 2) Steals: MSU 1 (Bost), VU 5 (Taylor 2) Officials: Anthony Jordan, Joe Lindsey, Antinio Petty. Attendance: 17,096.



This past year at the Hump, Mississippi State upended No. 24 Florida, 71-64, on CBS.

2010-11 SEC REVIEW

Western Division					Eastern Division				
School	SEC	Pct	All	Pct	School	SEC	Pct	All	Pct
Alabama#	12-4	.750	24-11	.680	Florida%^	13-3	.810	29-8	.780
Mississippi State	9-7	.560	17-14	.540	Kentucky\$	10-6	.620	28-8	.770
Ole Miss	7-9	.430	20-14	.570	Vanderbilt	9-7	.560	23-11	.670
Arkansas	7-9	.430	18-13	.570	Georgia	9-7	.560	21-12	.630
Auburn	4-12	.250	11-20	.350	South Carolina	8-8	.500	19-15	.550
LSU	3-13	.180	11-21	.340	Georgia	5-11	.310	14-16	.460

- SEC Western Division Champions
\$ - SEC Tournament Champions

% - SEC Eastern Division Champions
^ - SEC Champions

2010 SEC TOURNAMENT RESULTS

Georgia Dome, Atlanta, GA

Thursday, March 10 (First Round)

(E4) Georgia 69, (W5) Auburn 51
(W3) Ole Miss 66, (E6) South Carolina 55
(E5) Tennessee 74, (W4) Arkansas 68
(E3) Vanderbilt 62, (W6) LSU 50

Friday, March 11 (Second Round)

(W1) Alabama 65 (E4), Georgia 59
(E2) Kentucky 75, (W3) Ole Miss 66
(E1) Florida 85, (E5) Tennessee 74
(E3) Vanderbilt 87, (W2) Mississippi St. 81

Saturday, March 12 (Semifinals)

(E2) Kentucky 72, (E3) Alabama 58
(E1) Florida 77, (E3) Vanderbilt 66

Sunday March 13 (Finals)

(E2) Kentucky 70, (E1) Florida 54

SEC ALL-TOURNAMENT TEAM

Darius Miller, Kentucky — MVP
Josh Harrellson, Kentucky
Brandon Knight, Kentucky
Kenny Boynton, Florida
Chandler Parsons, Florida

SEC COACH OF THE YEAR

Coaches - Billy Donovan, Florida
AP - Billy Donovan, Florida

SEC PLAYER OF THE YEAR

Coaches & AP - Chandler Parsons, Florida

SEC FRESHMAN OF THE YEAR

Coaches & AP - Terrence Jones, Kentucky

SEC 6TH MAN OF THE YEAR

Coaches - Brian Williams, Tennessee

SEC DEFENSIVE PLAYER OF THE YEAR

Coaches - Sam Muldrow, South Carolina

SEC SCHOLAR-ATHLETE OF THE YEAR

Coaches - Riley Benock, Mississippi St.

COACHES ALL-SEC TEAM

First Team

JaMychal Green, Alabama
Chandler Parsons, Florida
Trey Thompkins, Georgia
Terrence Jones, Kentucky
Brandon Knight, Kentucky
Chris Warren, Ole Miss
Scotty Hopson, Tennessee
John Jenkins, Vanderbilt

Second Team

Dee Bost, Mississippi State
Tony Mitchell, Alabama
Rotnei Clarke, Arkansas
Kenny Boynton, Florida
Erving Walker, Florida
Travis Leslie, Georgia
Tobias Harris, Tennessee
Festus Ezeli, Vanderbilt
Jeffery Taylor, Vanderbilt

COACHES ALL-SEC DEFENSIVE TEAM

Delvon Johnson, Arkansas
DeAndre Liggins, Kentucky
Reginald Buckner, Ole Miss
Sam Muldrow, South Carolina
Jeffery Taylor, Vanderbilt

SEC ALL-FRESHMAN TEAM

Trevor Releford, Alabama
Patric Young, Florida
Terrence Jones, Kentucky
Brandon Knight, Kentucky
Doron Lamb, Kentucky
Ralston Turner, LSU
Bruce Ellington, South Carolina
Tobias Harris, South Carolina

AP SEC ALL-SEC TEAM

First Team

u-Chandler Parsons, Florida
u-John Jenkins, Vanderbilt
Terrence Jones, Kentucky
JaMychal Green, Alabama
Chris Warren, Ole Miss

Second Team

Brandon Knight, Kentucky
Trey Thompkins, Georgia

Scotty Hopson, Tennessee
Tony Mitchell, Alabama
Erving Walker, Florida

Honorable Mention

Dee Bost, Mississippi State
Tobias Harris, Tennessee
Kenny Boynton, Florida
Rotnei Clarke, Arkansas
Festus Ezeli, Vanderbilt
Trevor Releford, Alabama
Jeffery Taylor, Vanderbilt

u - Unanimous selection to first team

SEC PLAYER/FRESHMAN OF THE WEEK

Nov. 15 Brad Tinsley, Vanderbilt (P)
Terrence Jones, Kentucky (F)

Nov. 22 John Jenkins, Vanderbilt (P)
Tobias Harris, Kentucky (F)

Nov. 29 Scotty Hopson, Tennessee (P)
Terrence Jones, Kentucky (F)

Dec. 6 Festus Ezeli, Vanderbilt (P)
Tobias Harris, Kentucky (F)

Dec. 13 Scotty Hopson, Tennessee (P)
Brandon Knight, Kentucky (F)

Dec. 20 Kenny Boynton, Florida (P)
Trevor Releford, Alabama (F)

Dec. 27 Doron Lamb, Kentucky (P)
Brandon Knight, Kentucky (F)

Jan. 1 Josh Harrellson, Kentucky (P)
Brandon Knight, Kentucky (F)

Jan. 10 Sam Muldrow, South Carolina (P)
Bruce Ellington, South Carolina (F)

Jan. 17 **Dee Bost, Miss. State (P)**
Terrence Jones, Kentucky (F)

Jan. 24 Lance Goulbourne, Vandy (P)
Brandon Knight, Kentucky (F)

Jan. 31 Rotnei Clarke, Arkansas (P)
Tobias Harris, Tennessee (F)

Feb. 7 Chandler Parsons, Florida (P)
Trevor Releford, Alabama (F)

Feb. 14 John Perkins, Vanderbilt (P)
Terrence Jones, Kentucky (F)

Feb. 21 Tony Mitchell, Alabama (P)
Terrence Jones, Kentucky (F)

Feb. 28 Rotnei Clarke, Arkansas (P)
Brandon Knight, Kentucky

March 7 **Ravern Johnson, Miss. State (P)**
Kenny Gabriel, Auburn (P)
Brandon Knight, Kentucky (F)



MSU INDIVIDUAL RECORDS

Most Points Scored:

Game: 47, Bailey Howell vs. Union (12-4-58)
Season: 777, Jeff Malone (1982-83)
Career: 2142, Jeff Malone (1980-83)

Highest Scoring Average:

Season: 28.3, Jim Ashmore (1956-57)
Career (3 yrs): 27.1, Bailey Howell (1957-59)
Career (4 yrs): 20.6, Jim Ashmore (1954-57)

Most Field Goals Made:

Game: 18, Rickey Brown vs. Auburn (3-7-77)
Season: 323, Jeff Malone (1982-83)
Career: 906, Jeff Malone (1980-83)

Most Consecutive Field Goals Made:

1 Gm: 11, Tony Watts at Alabama (1-14-89)
1+ Gms: 15, Russell Walters vs. Ole Miss [8] & Northwestern St. [7] (1-14-95 to 1-16-95)

Most Field Goals Attempted:

Game: 33, Dave Williams at Auburn (1-3-66); Jim Ashmore vs. Mississippi (1-19-57); Gerald Caveness vs. Florida (2-20-54)
Season: 616, Jim Ashmore (1956-57)
Career: 1768, Jeff Malone (1980-83)

Highest Field Goal Percentage:

Game (Min. 10 FGA): .909 (10-of-11), Trey Moore vs. Loyola [NO] (12-14-96); Ervin Dillon vs. Delta State (12-1-84)
Season (Min. 125 FGA): .671 (167-of-249), Cameron Burns (1988-89)
Career (Min. 200 FGA): .630 (192-of-305), Bill Singletary (1972-74)
Career (Min. 400 FGA): .589 (548-of-930), Jarvis Varnado (2007-10)

Most 3-Point Field Goals Made:

Game: 8, Winsome Frazier vs. UMKC (11-23-04); Marckell Patterson vs. Florida (1-10-01); Antonio Jackson at California (11-13-00); Darryl Wilson vs. Alabama (3-4-95)
Season: 97, Darryl Wilson (1995-96)
Career: 280, Barry Stewart (2007-10)

Most Consecutive Games With 3FGM:

Career: 39, Darryl Wilson (1994-95)

Most 3-Point Field Goals Attempted:

Game: 17, Darryl Wilson vs. Ala. (3-4-95)
Season: 237, Darryl Wilson (1995-96)
Career: 779, Barry Stewart (2007-10)

Highest 3-Pt. Field Goal Percentage:

Game (Min. 5 FGA): .857 (6-of-7), Ravern Johnson vs. Western Kent. (1-5-09)
Season (Min. 50 FGA): .481 (38-of-79), Shane Power (2003-04)
Season (Min. 100 FGA): .430 (61-of-142), Tony Watts (1991-92)
Season (Min. 200 FGA): .414 (94-of-227), Darryl Wilson (1994-95)
Career (Min. 100 FGA): .417 (95-of-228), Shane Power (2004-05)
Career (Min. 300 FGA): .400 (258-of-645), Darryl Wilson (1994-96)

Most Free Throws Made:

Game: 21, Jerry Graves vs. Vandy (1-14-61)
Season: 243, Bailey Howell (1957-58)
Career: 682, Bailey Howell (1957-59)

Most Consecutive Free Throws Made:

1 Gm: 18, Rich Knarr vs. Auburn (2-19-73)
1+ Gms: 43, Paul Smith (12-12-64 to 2-22-65)

Most Free Throws Attempted:

Game: 27, Jerry Graves vs. Vandy (1-14-61)
Season: 315, Bailey Howell (1957-58)
Career: 892, Bailey Howell (1957-59)

Highest Free Throw Percentage:

Game (Min. 15 FTA): 1.000 (16-of-16), Bailey Howell at Tulane (2-3-58)
Season (Min. 50 FTA): .927 (51-of-55), Paul Smith (1964-65)
Season (Min. 100 FTA): .870 (120-of-138), Red Stroud (1962-63)
Career (Min. 150 FTA): .864 (133-of-154), Paul Smith (1964-66)
Career (Min. 200 FTA): .847 (221-of-261), Rich Knarr (1973-76)
Career (Min. 300 FTA): .825 (296-of-359), Red Stroud (1961-63)
Career (Min. 400 FTA): .812 (439-of-541), Darryl Wilson (1994-96)

Most Rebounds:

Game: 34, Bailey Howell vs. LSU (2-1-57)
Season: 492, Bailey Howell (1956-57)
Career: 1277, Bailey Howell (1957-59)

Highest Rebounding Average:

Season: 19.7, Bailey Howell (1956-57)
Career (3 yrs): 17.0, Bailey Howell (1957-59)
Career (4 yrs): 10.2, Rickey Brown (1977-80)

Most Offensive Rebounds:

Game: 11, Lawrence Roberts at Alabama (3-6-04); Tyrone Washington at Auburn (2-7-98)
Season: 125, Erick Dampier (1995-96)
Career: 346, Jarvis Varnado (2007-10-96)

Most Defensive Rebounds:

Game: 14, Charles Rhodes vs. Auburn (2-4-06) & Jacksonville State (12-15-05)
Season: 262, Jarvis Varnado (2007-10)
Career: 750, Jarvis Varnado (2007-10)

Most Assists:

Game: 16, Chuck Evans at UMKC (2-23-93)
Season: 235, Chuck Evans (1992-93)
Career: 514, Derrick Zimmerman (2000-03)

Highest Assists-Per-Game Average:

Season: 8.10, Chuck Evans (1992-93)
Career (2 yrs): 7.96, Chuck Evans (1992-93)
Career (4 yrs): 5.00, Al Perry (1975-78)

Most Turnovers:

Game: 11, Al Perry at Evansville (12-17-75)
Season: 142, Jamont Gordon (2005-06)
Career: 403, Jamont Gordon (2006-08)

Most Blocked Shots:

Game: 10, Jarvis Varnado vs. Miami [FL] (12-13-07), vs. Georgia & vs. Kentucky (1-15-08); Arkansas (1-14-10)
Season: 170, Jarvis Varnado (2008-09 & 09-10)
Career: 564, Jarvis Varnado (2007-10)

Highest Blocks-Per-Game Average:

Season: 4.72, Jarvis Varnado (2008-09 & 09-10)
Career: 4.0, Jarvis Varnado (2007-10)

Most Steals:

Game: 8, Gary Hooker vs. Samford (12-29-75) & vs. SW Louisiana (12-6-75)
Season: 83, Chuck Evans (1991-92)
Career: 217, Ray White (1976-79)

Highest Steals-Per-Game Average:

Season: 2.96, Chuck Evans (1991-92)
Career (2 yrs): 2.89, Chuck Evans (1992-93)
Career (4 yrs): 2.17, Ray White (1976-79)

Most Charges Taken:

Season: 23, Mario Austin (2001-02)
Career: 51, Mario Austin (2001-03)

Most Dunks:

Game: 6, Bubba Wilson vs. Troy (11-30-93)
Season: 68, Charles Rhodes (2007-08)
Career: 183, Charles Rhodes (2005-08)

Most Personal Fouls:

Game: 6, 12 times (1989-90)
Season: 117, Todd Merritt (1989-90)
Career: 404, Rickey Brown (1977-80)

Most Disqualifications:

Season: 14, Wayne Duncan (1955-56)
Career: 30, Rickey Brown (1977-80)

Most Games Played:

Season: 36, five players (2009-10); six players (2008-09); five players (2001-02)
Career: 141, Barry Stewart (2007-10) and Jarvis Varnado (2007-10)

Most Games Started:

Season: 36, Jarvis Varnado, Dee Bost, Barry Stewart (2009-10) & Jarvis Varnado, Barry Stewart, Ravern Johnson, Dee Bost (2008-09)
Career: 119, Jarvis Varnado (2007-10)

Most Minutes Played:

Game: 57, Greg Carter vs. Ole Miss, 4ot (1-24-90)
Season: 1255, Dee Bost (2009-10)
Career: 4431, Barry Stewart (2007-10)

Highest Minutes-Per-Game Avg.:

Season: 37.4, Kalpatrick Wells (1981-82)
Career (2 yrs): 35.3, Chuck Evans (1992-93)
Career (4 yrs): 35.0, Jeff Malone (1980-83)

MSU SCORING RECORDS

CAREER LEADERS

Points Scored

Name	Seasons	G	Pts	Avg
1. Jeff Malone	1980-83	110	2142	19.5
2. Bailey Howell	1957-59	75	2030	27.1
3. Jim Ashmore	1954-57	93	1918	20.6
4. Rickey Brown	1977-80	107	1838	17.2
5. Ray White	1976-79	100	1652	16.5
6. Darryl Wilson	1994-96	93	1619	17.4
7. Barry Stewart	2007-10	141	1,602	11.4
8. Jamont Gordon	2006-08	99	1558	15.7
9. Jerry Jenkins	1973-75	78	1503	19.3
10. Tony Watts	1989-92	113	1491	13.2
11. Ravern Johnson	2008-11	128	1460	11.4
Cameron Burns	1989-91	87	1460	16.8
13. Charles Rhodes	2005-08	110	1451	13.2
14. Jarvis Varnado	2007-10	141	1403	10.0
15. Tang Hamilton	1998-01	123	1307	10.6
16. Rich Knarr	1973-76	97	1305	13.5
17. Timmy Bowers	2001-04	116	1300	11.2
19. Jack Bouldin	1970-72	75	1257	16.8
19. Jerry Graves	1959-61	74	1245	16.8
20. Erick Dampier	1994-96	93	1231	13.2
21. Dave Williams	1966-68	76	1219	16.0
Leland Mitchell	1961-63	78	1219	15.6
23. Mario Austin	2001-03	91	1199	13.2

Scoring Average (Min. 50 Gms)

Name	Seasons	G	Pts	Avg
1. Bailey Howell	1957-59	75	2030	27.1
2. Jim Ashmore	1954-57	93	1918	20.6
3. Jeff Malone	1980-83	110	2142	19.5
4. Jerry Jenkins	1973-75	78	1503	19.3
5. Darryl Wilson	1994-96	93	1619	17.4
6. Rickey Brown	1977-80	107	1838	17.2
7. Lawrence Roberts	2004-05	62	1048	16.9
8. Jerry Graves	1959-61	74	1245	16.8
9. Cameron Burns	1989-91	87	1460	16.8
10. Jack Bouldin	1970-72	75	1257	16.8

SEASON BESTS

Points Scored

Name	Season	G	Pts	Avg
1. Jeff Malone	1982-83	29	777	26.8
2. Jim Ashmore	1956-57	25	708	28.3
3. Bailey Howell	1957-58	25	695	27.8
4. Bailey Howell	1958-59	25	688	27.5
5. Bailey Howell	1956-57	25	647	25.9
6. Darryl Wilson	1995-96	34	613	18.0
7. Jamont Gordon	2007-08	34	584	17.2
8. Jerry Jenkins	1974-75	26	575	22.1
9. Mario Austin	2001-02	35	565	16.1
10. Jamont Gordon	2006-07	35	561	16.0

Scoring Average

Name	Season	G	Pts	Avg
1. Jim Ashmore	1956-57	25	708	28.3
2. Bailey Howell	1957-58	25	695	27.8
3. Bailey Howell	1958-59	25	688	27.5
4. Jeff Malone	1982-83	29	777	26.8
5. Bailey Howell	1956-57	25	647	25.9
6. Jim Ashmore	1955-56	24	536	22.3
7. Jim Ashmore	1954-55	23	513	22.3
8. Jerry Jenkins	1974-75	26	575	22.1
9. Jerry Graves	1960-61	25	532	21.3
10. Rickey Brown	1979-80	27	553	20.5

GAME HIGHS

Points Scored

Name (Opponent, Date)	Pts	Year
1. Bailey Howell vs. Union (12-4-58)	47	1948
2. Bailey Howell vs. LSU (2-22-58)	45	1949
Jim Ashmore vs. Ole Miss(1-19-57)	45	1950
4. Jim Ashmore at LSU (2-22-57)	44	1951
5. Bailey Howell at Florida (2-14-59)	43	1952
6. Rickey Brown vs. Auburn (3-7-77)	40	1953
Jim Ashmore vs. Arkansas St. (12-17-56)	40	1954
8. Jeff Malone vs. Alabama (1-31-83)	39	1955
Bailey Howell vs. Murray St. (12-19-57)	39	1956
Bailey Howell vs. Southwestern (12-7-57)	39	1957
11. Jeff Malone vs. Ole Miss (1-22-83)	38	1958
Bailey Howell vs. Arkansas St. (12-15-58)	38	1959
Jim Ashmore at Memphis St. (1-26-57)	38	1960
Jim Ashmore vs. Arkansas St. (1-21-56)	38	1961
15. Jim Ashmore at Ole Miss (2-28-57)	37	1962
Bailey Howell vs. Kentucky (2-11-57)	37	1963
17. Jeff Malone at Ole Miss (2-19-83)	36	1964
Jeff Malone vs. Vanderbilt (1-8-83)	36	1965
19. Darryl Wilson vs. Alabama (3-4-95)	35	1966
Hubert Henderson vs. Miss. Co. (12-6-86)	35	1967
Jeff Malone vs. LSU (1-24-83)	35	1968
Jeff Malone at Tennessee (1-15-83)	35	1969
Rickey Brown at Kentucky (2-20-80)	35	1970
Jerry Jenkins vs. Florida (2-3-75)	35	1971
Jerry Jenkins vs. Arkansas (12-4-74)	35	1972
Jerry Jenkins at Samford (12-2-74)	35	1973
Tom Payne vs. Kentucky (2-10-68)	35	1974
Paul Smith at Alabama (1-11-65)	35	1975
Jerry Graves vs. Florida (2-15-60)	35	1976
Bailey Howell vs. Murray State (1-24-59)	35	1977
Bailey Howell vs. Florida (2-15-58)	35	1978
Bailey Howell vs. SE La. (1-27-58)	35	1979
Bailey Howell at Tulane (2-23-57)	35	1980
Bailey Howell at Tampa (2-15-57)	35	1981
Jim Ashmore vs. Tennessee (2-9-57)	35	1982
Bailey Howell at Miss. College (12-8-56)	35	1983

YEARLY LEADERS

Scoring Average

Name	G	Pts	Avg
1948 Willard Daley	18	255	14.2
1949 Willard Daley	17	210	12.4
1950 Willard Daley	18	197	10.9
1951 Herb Hargett	19	357	18.8
1952 Coyte Vance	23	471	20.5
1953 Gerald Caveness	19	277	14.6
1954 Gerald Caveness	19	338	17.8
1955 Jim Ashmore	23	513	22.3
1956 Jim Ashmore	24	536	22.3
1957 Jim Ashmore	25	708	28.3
1958 Bailey Howell	25	695	*27.8
1959 Bailey Howell	25	688	*27.5
1960 Jerry Graves	25	465	18.6
1961 Jerry Graves	25	532	21.3
1962 Leland Mitchell	25	417	16.7
1963 Leland Mitchell	28	480	17.1
1964 Doug Hutton	26	387	14.9
1965 Bill Chumbler	26	352	13.5
1966 Dave Williams	25	492	19.7
1967 Dave Williams	25	392	15.7
1968 Tom Payne	26	412	15.8
1969 Manny Washington	25	384	15.4
1970 John Guyton	24	390	16.3
1971 Jack Bouldin	25	477	19.1
1972 Jack Bouldin	26	410	15.8
1973 Rich Knarr	26	467	18.0
1974 Jerry Jenkins	26	471	18.1
1975 Jerry Jenkins	26	575	22.1
1976 Ray White	26	475	18.3
1977 Rickey Brown	27	520	19.3
1978 Ray White	26	378	14.5
1979 Ray White	23	393	17.1
1980 Rickey Brown	27	553	20.5
1981 Jeff Malone	27	543	20.1
1982 Jeff Malone	27	502	18.6
1983 Jeff Malone	29	777	*26.8
1984 Ken Harvey	28	355	12.7
1985 Ken Harvey	27	376	13.9
1986 Chauncey Robinson	30	419	14.0
1987 Hubert Henderson	28	418	14.9
1988 Greg Lockhart	29	287	9.9
1989 Cameron Burns	28	424	15.1
1990 Cameron Burns	30	547	18.2
1991 Cameron Burns	29	489	16.9
1992 Tony Watts	28	537	19.2
1993 Orien Watson	29	446	15.4
1994 Darryl Wilson	29	471	16.2
1995 Darryl Wilson	30	535	17.8
1996 Darryl Wilson	34	613	18.0
1997 Horatio Webster	29	466	16.1
1998 Horatio Webster	30	511	17.0
1999 Tyrone Washington	33	420	12.7
2000 Tang Hamilton	30	432	14.4
2001 Antonio Jackson	31	397	12.8
2002 Mario Austin	35	565	16.1
2003 Mario Austin	25	388	15.5
2004 Lawrence Roberts	30	506	16.9
2005 Lawrence Roberts	32	542	16.9
2006 Charles Rhodes	29	401	13.8
2007 Jamont Gordon	35	561	16.0
2008 Charles Rhodes	31	538	17.4
2009 Jarvis Varnado	36	464	12.9
2010 Jarvis Varnado	36	496	13.8
2011 Ravern Johnson	28	492	17.6



Jeff Malone, the nation's No. 2 scorer as a senior, broke Bailey Howell's scoring mark on Feb. 26, 1983, against Alabama.

* - Led Southeastern Conference



MSU FIELD GOAL RECORDS

CAREER LEADERS

Field Goals Made

Name	Seasons	G	FGM	FGA
1. Jeff Malone	1980-83	110	906	1768
2. Rickey Brown	1977-80	107	774	1624
3. Jim Ashmore	1954-57	93	706	1694
4. Ray White	1976-79	100	684	1414
5. Bailey Howell	1957-59	75	674	1285
6. Jerry Jenkins	1973-75	78	603	1305
7. Charles Rhodes	2005-08	110	567	1011
8. Cameron Burns	1989-91	87	563	959
9. Tony Watts	1989-92	113	561	1217
10. Jarvis Varnado	2007-10	141	548	930

Field Goals Attempted

Name	Seasons	G	FGM	FGA
1. Jeff Malone	1980-83	110	906	1768
2. Jim Ashmore	1954-57	93	706	1694
3. Rickey Brown	1977-80	107	774	1624
4. Ray White	1976-79	100	684	1414
5. Jerry Jenkins	1973-75	78	603	1305
6. Barry Stewart	2007-10	141	489	1289
7. Bailey Howell	1957-59	75	674	1285
8. Rich Knarr	1973-76	97	542	1246
9. Jamont Gordon	2006-08	99	513	1238
10. Tony Watts	1989-92	113	561	1217

Field Goal Pct. (Min. 200 FGA)

Name	Seasons	FGM	FGA	Pct
1. Bill Singletary	1972-74	192	305	.630
2. Tony Robinson	1984-85	161	269	.599
3. David Domingue	1991-94	125	210	.595
4. Jarvis Varnado	2007-10	548	930	.589
5. Erick Dampier	1994-96	481	819	.587
6. Cameron Burns	1989-91	563	959	.587
7. Wiley Peck	1976-79	439	759	.578
8. Ervin Dillon	1985-86	152	265	.574
9. Larry Fry	1973-75	431	761	.566
10. Robert Jackson	1999-01	323	574	.563

SEASON BESTS

Field Goals Made

Name	Season	FGM	FGA	Pct
1. Jeff Malone	1982-83	323	608	.531
2. Jim Ashmore	1956-57	270	616	.438
3. Rickey Brown	1979-80	231	471	.490
Bailey Howell	1958-59	231	464	.498
5. Jerry Jenkins	1974-75	227	469	.484
6. Bailey Howell	1957-58	226	439	.515
7. Jeff Malone	1981-82	225	410	.549
Rickey Brown	1976-77	225	443	.508
9. Jeff Malone	1980-81	219	447	.490
10. Bailey Howell	1956-57	217	382	.568

Field Goals Attempted

Name	Season	FGM	FGA	Pct
1. Jim Ashmore	1956-57	270	616	.438
2. Jeff Malone	1982-83	323	608	.531
3. Rickey Brown	1979-80	231	471	.490
4. Jerry Jenkins	1974-75	227	469	.484
5. Jamont Gordon	2007-08	193	465	.415
Jim Ashmore	1954-55	193	465	.415
7. Bailey Howell	1958-59	231	464	.498
8. Jim Ashmore	1955-56	186	455	.409
9. Dave Williams	1965-66	212	453	.468
10. Jeff Malone	1980-81	219	447	.490

Field Goal Pct. (Min. 125 FGA)

Name	Season	FGM	FGA	Pct
1. Cameron Burns	1988-89	167	249	.671
2. Bill Singletary	1973-74	125	188	.665
3. Wiley Peck	1978-79	154	239	.644
4. Jarvis Varnado	2007-08	109	170	.641
5. Erick Dampier	1994-95	153	239	.640
6. Tony Robinson	1984-85	104	167	.623
7. Ervin Dillon	1984-85	85	140	.607
8. Larry Fry	1973-74	141	233	.605
9. Butch Pierre	1981-82	80	133	.602
10. Robert Jackson	1999-00	133	222	.599

GAME HIGHS

Field Goals Made

Name (Opponent, Date)	FGM
1. Rickey Brown vs. Auburn (3-7-77)	18
2. Raymond Brown vs. Florida (3-2-85).....	16
Jeff Malone at Auburn (1-3-83).....	16
Ray White vs. Indiana State (12-1-75)	16
Jerry Jenkins vs. Arkansas (12-4-74)	16
Rich Knarr at Texas (12-3-73).....	16
Bailey Howell at Miss. College (12-8-56) ..	16
8. Jeff Malone vs. Alabama (1-31-83).....	15
Jeff Malone vs. LSU (1-24-83).....	15
Jeff Malone vs. Ole Miss (1-22-83).....	15
Jeff Malone vs. Vanderbilt (1-8-83).....	15
Jeff Malone vs. Vanderbilt (1-2-82).....	15
Rich Knarr at Auburn (1-20-75)	15
Bailey Howell at Florida (2-14-59)	15
Bailey Howell vs. Union (12-4-58)	15
Bailey Howell vs. LSU (2-22-58).....	15
Bailey Howell vs. S'Western (12-7-57)	15
Jim Ashmore at Memphis St. (1-26-57)	15
Jim Ashmore vs. Ole Miss (1-19-57)	15
Jim Ashmore at Alabama (1-7-57)	15
Jim Ashmore vs. Arkansas St. (1-21-56) ..	15
Herb Hargett at Auburn (2-24-51).....	15

Field Goals Attempted

Name (Date)	FGA
1. Dave Williams vs. Auburn (1-3-66)	33
Jim Ashmore vs. Ole Miss (1-19-57)	33
Gerald Caveness vs. Tenn. (2-13-54).....	33
4. Rickey Brown vs. Georgia (2-19-77)	31
Jim Ashmore vs. Tennessee (2-9-57)	31
6. Bailey Howell vs. Murray St. (1-24-59)	30
Jim Ashmore at Alabama (1-7-57)	30
Jim Ashmore at Murray St. (12-31-56)	30
9. Jim Ashmore at LSU (2-22-57)	29
Jim Ashmore at Tampa (2-15-57)	29
11. Jeff Malone vs. Vanderbilt (1-8-83).....	28
Jeff Malone at Auburn (1-3-83).....	28
Rickey Brown at Kentucky (2-20-80)	28
Jerry Jenkins vs. Florida (2-3-75)	28
Jim Ashmore at Ole Miss (2-28-57)	28
Jim Ashmore at Memphis St. (1-26-57)	28
Jim Ashmore vs. Howard (12-11-54)	28

YEARLY LEADERS

Field Goal Percentage

(Min. 125 FGA)

Year	Name	FGM	FGA	Pct
1954	Harold Blalock	76	198	.384
1955	Jim Ashmore	193	465	.415
1956	Jim Ashmore	186	455	.409
1957	Bailey Howell.....	217	382	#.568
1958	Bailey Howell.....	226	439	.515
1959	Bailey Howell.....	231	464	.498
1960	Dave Glasgow	96	185	.519
1961	Jerry Graves.....	158	293	.539
1962	Doug Hutton	91	189	.481
1963	Joe Dan Gold	143	284	.504
1964	Aubrey Nichols	96	208	.462
1965	Gary Washington.....	110	216	.509
1966	John Sapen	100	213	.469
1967	Tom Payne	69	134	.515
1968	Tom Payne	142	302	.470
1969	Randy Hodges	81	175	.463
1970	John Guyton.....	150	312	.481
1971	Donnie Black	66	138	.478
1972	Jeff Watkins	106	189	.561
1973	Larry Fry	123	236	.521
1974	Bill Singletary	125	188	*.665
1975	Larry Fry	167	292	.572
1976	Wiley Peck	83	154	.539
1977	Wiley Peck	104	195	.533
1978	Wiley Peck	98	171	.573
1979	Wiley Peck	154	239	*.644
1980	Greg Grim	171	330	.518
1981	Ron White	80	147	.544
1982	Butch Pierre	80	133	.602
1983	Terry Lewis	180	333	.541
1984	Tracy Taylor.....	82	164	.500
1985	Tony Robinson	104	167	.623
1986	Raymond Brown.....	158	289	.547
1987	Anthony Blakley	132	290	.455
1988	Carl Nichols	99	186	.532
1989	Cameron Burns	167	249	.671
1990	Cameron Burns	207	347	*.597
1991	Greg Carter	170	301	.565
1992	Eric Stevens	105	198	.530
1993	Johnny Walker.....	117	235	.498
1994	Bubba Wilson	76	127	.598
1995	Erick Dampier.....	153	239	*.640
1996	Erick Dampier.....	195	354	.551
1997	Trey Moore	132	275	.480
1998	Tyrone Washington ..	147	277	*.531
1999	Oral Roberts.....	92	171	.538
2000	Robert Jackson	133	222	.599
2001	Robert Jackson	114	209	.545
2002	Mario Austin	209	375	.557
2003	Mario Austin	149	279	.534
2004	Marcus Campbell	76	136	.559
2005	Marcus Campbell	82	158	.519
2006	Charles Rhodes	154	273	.564
2007	Charles Rhodes	180	325	.554
2008	Jarvis Varnado.....	109	170	.641
2009	Jarvis Varnado.....	180	328	.549
2010	Jarvis Varnado.....	184	316	.589
2011	Renardo Sidney.....	105	203	.517

- Led NCAA

* - Led Southeastern Conference

100 Years Of Bulldog Basketball

MSU 3-POINT FIELD GOAL RECORDS

CAREER LEADERS

3-Point Field Goals Made

Name	Seasons	G	FGM	FGA
1. Barry Stewart	2007-10	141	280	779
2. Ravern Johnson	2008-11	128	260	654
3. Darryl Wilson	1994-96	93	258	645
4. Timmy Bowers	2001-04	116	197	533
5. Tony Watts	1989-92	113	166	449
6. Marcus Grant	1992-95	105	164	461
7. Dee Bost	2009-11	89	162	473
8. Bart Hyche	1996-99	119	161	483
9. Winsome Frazier	2002-05	106	160	462
10. Tang Hamilton	1998-01	123	132	408

3-Pt. Field Goals Attempted

Name	Seasons	G	FGM	FGA
1. Barry Stewart	2007-10	141	280	779
2. Ravern Johnson	2008-11	128	260	654
3. Darryl Wilson	1994-96	93	258	645
4. Timmy Bowers	2001-04	116	197	533
5. Bart Hyche	1996-99	119	161	483
6. Dee Bost	2009-11	89	162	473
7. Winsome Frazier	2002-05	106	160	462
8. Marcus Grant	1992-95	105	164	461
9. Tony Watts	1989-92	113	166	449
10. Jamont Gordon	2006-08	99	129	413

3-Point FG Pct. (Min. 100 FGA)

Name	Seasons	FGM	FGA	Pct
1. Shane Power	2004-05	95	228	.417
2. Marcus Bullard	1995-96	99	243	.407
3. Darryl Wilson	1994-96	258	645	.400
4. Ravern Johnson	2008-11	260	654	.398
5. Riley Benock	2008-11	102	259	.394
6. Ben Hansbrough	2007-08	109	287	.380
Orien Watson	1991-93	71	187	.380
8. Reginald Delk	2006-07	122	322	.379
9. Brad Smith	1990-92	62	166	.374
10. Doug Hartsfield	1988-91	111	299	.371



Barry Stewart currently ranks 9th all-time in the SEC with 280 career 3-pointers, the most in school history.

GAME HIGHS

3-Point Field Goals Made

Name (Opponent, Date)	FGM
1. Winsome Frazier vs. UMKC (11-23-04).....	8
Marckell Patterson vs. Florida (1-10-01)....	8
Antonio Jackson at California (11-13-00)...	8
Darryl Wilson vs. Alabama (3-4-95).....	8
5. Ravern Johnson vs. So. Carolina (3-5-11) .	7
Ravern Johnson vs. Troy (11-26-10).....	7

Dee Bost vs. Auburn (2-13-10).....

Reginald Delk at Arkansas (3-1-06).....	7
Antonio Jackson vs. Alabama (3-4-00).....	7
Darryl Wilson vs. UConn-NCAA (3-22-96) .	7
11. Dee Bost vs. Old Dominion (11-28-09)....	6
Dee Bost vs. Arkansas (2-7-09).....	6
Ravern Johnson vs. W. Kent. (1-5-09).....	6
Barry Stewart vs. Tennessee (2-2-08).....	6
Reginald Delk at Georgia (2-24-07).....	6
Jamall Edmondson vs. UNO (11-30-05)....	6
Winsome Frazier vs. Stanford (3-18-05)....	6
Winsome Frazier vs. Auburn (3-2-04).....	6
Timmy Bowers vs. Kentucky (1-13-04).....	6
Winsome Frazier at W. Ky. (11-29-03).....	6
Timmy Bowers vs. LSU (3-15-03).....	6
Timmy Bowers at Arkansas (3-1-03).....	6
Antonio Jackson vs. So. Carolina (3-3-01) .	6
Bart Hyche at Auburn (2-5-97).....	6
Bart Hyche at LSU (1-29-97).....	6
Bart Hyche vs. Old Dominion (12-19-96)...	6
Darryl Wilson vs. Syracuse (3-30-96).....	6
Marcus Grant at Kentucky (2-14-95).....	6
Darryl Wilson vs. Arkansas (2-4-95).....	6
Darryl Wilson vs. Ole Miss (1-14-95).....	6
Darryl Wilson vs. Kentucky (1-22-94).....	6
Orien Watson at UMKC (2-23-93).....	6
Marcus Grant at Tennessee (1-16-93).....	6
Brad Smith at Tennessee (1-6-90).....	6

3-Pt. Field Goals Attempted

Name (Opponent, Date)	FGA
1. Darryl Wilson vs. Alabama (3-4-95).....	17
2. Winsome Frazier vs. UMKC (11-23-04)....	15
3. Ravern Johnson vs. So. Carolina (3-5-11) 14	
Darryl Wilson vs. UCLA (3-23-95).....	14
5. Timmy Bowers vs. Kentucky (1-13-04)....	13
Antonio Jackson at California (11-13-00) .	13
Darryl Wilson vs. Syracuse (3-30-96).....	13
8. Ravern Johnson vs. ETSU (12-11-10).....	12
Dee Bost vs. Auburn (2-13-10).....	12
Dee Bost at Vanerbilt (2-3-10).....	12
Jamall Edmondson vs. Kentucky (2-1-06) 12	
Jamall Edmondson vs. Troy (12-10-05) ...	12
Bart Hyche at Arkansas (1-21-97).....	12
Darryl Wilson vs. Georgia (1-31-96).....	12
Darryl Wilson at Arkansas (3-5-94).....	12
Darryl Wilson vs. Villanova (12-28-93).....	12
Tony Watts at Ole Miss (2-22-92).....	12
Brad Smith vs. UT-Chatt. (11-22-91).....	12
17. Barry Stewart vs. Kentucky (2-16-10).....	11
Barry Stewart at Auburn (3-3-10).....	11
Barry Stewart at Alabama (2-21-09).....	11
Jamont Gordon (2-20-08).....	11
Barry Stewart at Miami [FL] (12-11-06)....	11
Shane Power vs. Alabama (3-5-05).....	11
Winsome Frazier vs. Nicholls (11-21-04) 11	
Winsome Frazier vs. Auburn (3-2-04).....	11
Antonio Jackson vs. LSU (1-24-01).....	11
Marckell Patterson vs. Florida (1-10-01) .	11
Antonio Jackson vs. West. Ky. (12-4-99) 11	
Detrick White at LSU (2-24-99).....	11
Bart Hyche at Alabama (1-3-98).....	11
Bart Hyche vs. Vanderbilt (3-6-97).....	11
Bart Hyche at LSU (1-29-97).....	11
Bart Hyche vs. Old Dominion (12-19-96) .	11
Darryl Wilson vs. UConn (3-22-96).....	11
Marcus Bullard vs. Georgia (1-31-96).....	11
Darryl Wilson vs. Arkansas (2-4-95).....	11
Darryl Wilson vs. Florida (2-1-95).....	11
Darryl Wilson vs. Kentucky (1-22-94).....	11
Darryl Wilson vs. SE-La. (12-11-93).....	11
Marcus Grant at Tennessee (1-16-93).....	11

SEASON BESTS

3-Point Field Goals Made

Name	Season	FGM	FGA	Pct
1. Darryl Wilson	1995-96	97	237	.409
2. Darryl Wilson	1994-95	94	227	.414
3. Ravern Johnson	2009-10	87	214	.407
4. Ravern Johnson 2008-09	83	210	.395	
5. Barry Stewart	2009-10	78	222	.351
6. Bart Hyche	1996-97	75	205	.366
7. Barry Stewart	2008-09	72	197	.365
8. Timmy Bowers	2003-04	71	202	.351
9. Dee Bost	2009-10	70	199	.352
Timmy Bowers	2002-03	70	170	.412
Marcus Bullard	1995-96	70	172	.407

3-Pt. Field Goals Attempted

Name	Season	FGM	FGA	Pct
1. Darryl Wilson	1995-96	97	237	.409
2. Darryl Wilson	1994-95	94	227	.414
3. Barry Stewart	2009-10	78	222	.351
4. Ravern Johnson	2009-10	87	214	.407
5. Ravern Johnson	2008-09	83	210	.395
6. Bart Hyche	1996-97	75	205	.366
7. Timmy Bowers	2003-04	71	202	.351
8. Dee Bost	2009-10	70	199	.352
9. Barry Stewart	2008-09	72	197	.365
10. Jamont Gordon	2007-08	60	188	.319

3-Point FG Pct. (Min. 60 FGA)

Name	Season	FGM	FGA	Pct
1. Shane Power	2003-04	38	79	.481
2. Doug Hartsfield	1987-88	27	62	.436
3. Tony Watts	1991-92	61	142	.430
4. Marcus Grant	1992-93	51	119	.429
Doug Hartsfield	1989-90	42	98	.429
6. Riley Benock	2010-11	50	118	.424
7. Orien Watson	1992-93	43	102	.422
8. Darryl Wilson	1994-95	94	227	.414
9. Ben Hansbrough	2006-07	47	114	.412
10. Timmy Bowers	2002-03	70	170	.412

YEARLY LEADERS

3-Pt. Field Goal Percentage

Year	Name	FGM	FGA	Pct
1987	Hubert Henderson	27	79	.342
1988	Doug Hartsfield	27	62	.436
1989	Tony Watts	30	77	.390
1990	Doug Hartsfield	42	98	.429
1991	Brad Smith	30	75	.400
1992	Tony Watts	61	142	.430
1993	Marcus Grant	51	119	.429
1994	Darryl Wilson	67	181	.370
1995	Darryl Wilson	94	227	.414
1996	Darryl Wilson	97	237	.409
1997	Bart Hyche	75	205	.366
1998	Detrick White	37	113	.327
1999	Detrick White	58	176	.330
2000	Antonio Jackson	65	169	.385
2001	Marckell Patterson	42	113	.372
2002	Timmy Bowers	50	136	.368
2003	Timmy Bowers	70	170	.412
2004	Shane Power	38	79	.481
2005	Shane Power	57	149	.383
2006	Reginald Delk	59	144	.410
2007	Ben Hansbrough	47	114	.412
2008	Ben Hansbrough	62	173	.358
2009	Ravern Johnson	83	210	.395
2010	Ravern Johnson	87	214	.407
2011	Riley Benock	50	118	.424



MSU FREE THROW RECORDS

CAREER LEADERS

Free Throws Made

Name	Seasons	G	FTM	FTA
1. Bailey Howell	1957-59	75	682	892
2. Jim Ashmore	1954-57	93	506	683
3. Jerry Graves	1959-61	74	467	587
4. Darryl Wilson	1994-96	93	439	541
5. Jamont Gordon	2006-08	99	403	588
6. Barry Stewart	2007-10	141	344	463
7. Cameron Burns	1989-91	87	334	534
8. Lawrence Roberts	2004-05	62	332	515
9. Jeff Malone	1980-83	110	330	408
10. Charles Rhodes	2005-08	110	307	442

Free Throws Attempted

Name	Seasons	G	FTM	FTA
1. Bailey Howell	1957-59	75	682	892
2. Jim Ashmore	1954-57	93	506	683
3. Jamont Gordon	2006-08	99	403	588
4. Jerry Graves	1959-61	74	467	587
5. Darryl Wilson	1994-96	93	439	541
6. Cameron Burns	1989-91	87	334	534
7. Lawrence Roberts	2004-05	62	332	515
8. Jarvis Varnado	2007-10	141	306	514
9. Erick Dampier	1994-96	93	269	475
10. Barry Stewart	2007-10	141	344	463

Free Throw Pct. (Min. 150 FTA)

Name	Seasons	FTM	FTA	Pct
1. Paul Smith	1964-66	133	154	.864
2. Rich Knarr	1973-76	221	261	.847
3. Donnie Black	1969-71	163	194	.840
4. Red Stroud	1961-63	296	359	.825
5. Darryl Wilson	1994-96	439	541	.812
6. Jeff Malone	1980-83	330	408	.809
7. Tony Watts	1989-92	203	251	.809
8. Jack Bouldin	1970-72	235	291	.808
9. Jerry Jenkins	1973-75	297	368	.807
10. Kodi Augustus	2008-11	238	298	.799

SEASON BESTS

Free Throws Made

Name	Season	FTM	FTA	Pct
1. Bailey Howell	1957-58	243	315	.771
2. Bailey Howell	1958-59	226	292	.774
3. Jerry Graves	1960-61	216	270	.800
4. Bailey Howell	1956-57	213	285	.747
5. Lawrence Roberts	2004-05	188	288	.653
6. Jerry Graves	1959-60	173	216	.801
7. Jim Ashmore	1956-57	168	237	.709
8. Jim Ashmore	1955-56	164	214	.766
9. Darryl Wilson	1995-96	160	201	.796
10. Jamont Gordon	2006-07	157	222	.707

Free Throws Attempted

Name	Season	FTM	FTA	Pct
1. Bailey Howell	1957-58	243	315	.771
2. Bailey Howell	1958-59	226	292	.774
3. Lawrence Roberts	2004-05	188	288	.653
4. Bailey Howell	1956-57	213	285	.747
5. Jerry Graves	1960-61	216	270	.800
6. Jim Ashmore	1956-57	168	237	.709
7. Coyte Vance	1951-52	147	231	.636
8. Lawrence Roberts	2003-04	144	227	.634
9. Jamont Gordon	2006-07	157	222	.707
Mario Austin	2001-02	146	222	.658

Free Throw Pct. (Min. 45 FTA)

Name	Season	FTM	FTA	Pct
1. Paul Smith	1964-65	51	55	.927
2. Rich Knarr	1975-76	50	56	.893
3. Rich Knarr	1973-74	48	55	.873
4. Red Stroud	1962-63	120	138	.870
5. Jack Bouldin	1969-70	66	76	.868
6. M. Washington	1967-68	96	113	.850
7. Tony Watts	1991-92	78	92	.848
8. Red Stroud	1961-62	116	137	.847
9. Paul Smith	1965-66	38	45	.844
10. Rich Knarr	1972-73	97	115	.843

GAME HIGHS

Free Throws Made

Name (Opponent, Date)	FTM
1. Jerry Graves vs. Vanderbilt (1-14-61).....	21
2. Jerry Graves vs. Spring Hill (12-13-60)....	20
3. Bailey Howell vs. Murray St. (12-19-57)...	19
Bailey Howell at Florida (2-16-57).....	19
5. Rich Knarr vs. Auburn (2-19-73).....	18
Jim Ashmore at Ole Miss (1-30-56).....	18
7. Jerry Graves vs. Florida (2-15-60).....	17
Bailey Howell vs. Ga. Tech (1-10-59).....	17
Bailey Howell vs. Union (12-4-58).....	17
Jim Ashmore at Memphis (1-27-56).....	17
11. Jerry Graves at Georgia (2-20-61).....	16
Bailey Howell at Tulane (2-3-58).....	16
Jim Ashmore at LSU (2-22-57).....	16
14. Bailey Howell vs. LSU (2-22-58).....	15
Jim Ashmore vs. Ole Miss (1-19-57).....	15
Coyte Vance vs. Alabama (2-16-52).....	15
17. Charles Rhodes vs. Oregon (3-21-08).....	14
Lawrence Roberts vs. Ole Miss (2-7-04)....	14
Chuck Evans vs. Kentucky (2-19-92).....	14
Eric Stevens at Austin Peay (1-22-92).....	14
M. Washington vs. Memphis (12-11-67)....	14
Red Stroud vs. LSU (2-2-63).....	14
Jerry Graves vs. Tennessee (2-11-61).....	14
Bailey Howell at Tulane (2-23-59).....	14
Bailey Howell at Auburn (1-5-57).....	14

Free Throws Attempted

Name (Opponent, Date)	FTA
1. Jerry Graves vs. Vanderbilt (1-14-61).....	27
2. Jim Ashmore at Ole Miss (1-30-56).....	25
3. Jerry Graves vs. Spring Hill (12-13-60)....	24
4. Bailey Howell at Florida (2-16-57).....	23
5. Jim Ashmore at LSU (2-22-57).....	22
Jim Ashmore at Memphis (1-27-56).....	22
7. Jerry Graves at Georgia (2-20-61).....	21
Bailey Howell vs. Murray St. (12-19-57)....	21
9. Bailey Howell vs. Ga. Tech (1-10-59).....	20
Bailey Howell vs. Union (12-4-58).....	20
Bailey Howell vs. LSU (2-22-58).....	20
Bailey Howell at Auburn (1-5-57).....	20
13. Carl Nichols vs. SE-La. (12-1-88).....	19
Rich Knarr vs. Auburn (2-19-73).....	19
Wayne Lemon vs. LSU (2-25-56).....	19
Coyte Vance at Vanderbilt (2-9-52).....	19

YEARLY LEADERS

Free Throw Percentage (Min. 45 FTA)

Year	Name	FTM	FTA	Pct
1950	Herb Hargett	32	45	.711
1951	Herb Hargett	71	88	.807
1952	James Burrow	46	62	.742
1953	Gerald Caveness	77	111	.694
1954	Jim Ashmore	47	67	.701
1955	Jim Ashmore	127	165	.770
1956	Jim Ashmore	164	214	.766
1957	Bailey Howell	213	285	.747
1958	Bailey Howell	243	315	.771
1959	Charles Hull	47	59	.797
1960	Jerry Graves	173	216	.801
1961	Jerry Graves	216	270	.800
1962	Red Stroud	116	137	.847
1963	Red Stroud	120	138	.870
1964	Paul Smith	44	54	.815
1965	Paul Smith	51	55	*.927
1966	Paul Smith	38	45	.844
1967	Tom Payne	65	87	.747
1968	Manuel Washington	96	113	.850
1969	Donnie Black	43	52	.827
1970	Jack Bouldin	66	76	.868
1971	Jack Bouldin	97	117	.829
1972	Jeff Watkins	114	149	.765
1973	Rich Knarr	97	115	.843
1974	Rich Knarr	48	55	.873
1975	Jerry Jenkins	121	146	.829
1976	Rich Knarr	50	56	.893
1977	Gary Hooker	108	134	.806
1978	Ray White	76	106	.717
1979	Greg Grim	41	51	.804
1980	Jeff Malone	42	51	.824
1981	Jeff Malone	105	128	.820
1982	Jeff Malone	52	70	.743
1983	Jeff Malone	131	159	.824
1984	Kelvin Hildreth	137	171	.801
1985	Jeff Norwood	49	62	.790
1986	Greg Lockhart	50	61	.820
1987	Anthony Blakley	62	77	.805
1988	Greg Lockhart	70	96	.729
1989	Greg Lockhart	82	103	.796
1990	Greg Carter	92	111	.829
1991	Tony Watts	44	54	.815
1992	Tony Watts	78	92	*.848
1993	Chuck Evans	96	119	.807
1994	Darryl Wilson	138	171	.807
1995	Darryl Wilson	141	169	.834
1996	Darryl Wilson	160	201	*.796
1997	Bart Hyche	70	89	.787
1998	Trey Moore	49	66	.742
1999	Bart Hyche	37	47	.787
2000	Antonio Jackson	38	50	.760
2001	Marckell Patterson	82	103	.796
2002	Marckell Patterson	109	140	.779
2003	Timmy Bowers	60	80	.750
2004	Winsome Frazier	68	86	.791
2005	Winsome Frazier	48	64	.750
2006	Jamall Edmondson	48	67	.716
2007	Ben Hansbrough	58	74	.784
2008	Ben Hansbrough	56	71	.789
2009	Ravern Johnson	39	46	.848
2010	Phil Turner	50	62	.806
2011	Kodi Augustus	114	138	.826

* - Led Southeastern Conference

100 Years Of Bulldog Basketball

MSU REBOUNDING RECORDS

CAREER LEADERS

Rebounds

Name	Seasons	G	Rebs	Avg
1. Bailey Howell	1957-59	75	1277	17.0
2. Jarvis Varnado	2007-10	141	1096	7.8
3. Rickey Brown	1977-80	107	1092	10.2
4. Wiley Peck	1976-79	107	964	9.0
5. Erick Dampier	1994-96	93	859	9.2
6. Tyrone Washington	1996-99	123	847	6.9
7. Kalpatrick Wells	1980-83	110	830	7.5
8. Dave Williams	1966-68	76	772	10.2
9. Jack Houston	1952-55	76	753	9.9
10. Jerry Graves	1959-61	74	713	9.6
11. Leland Mitchell	1961-63	78	705	9.0
12. Charles Rhodes	2006-08	110	691	6.3
13. Jamont Gordon	2005-08	99	677	6.8
Tang Hamilton	1998-01	123	677	5.5
15. Charles Hull	1958-60	75	661	8.8
16. Lawrence Roberts	2004-05	62	654	10.5
17. Larry Fry	1973-75	78	628	8.1
18. Greg Carter	1988-91	114	611	5.4
19. Joe Dan Gold	1961-63	77	600	7.8
20. Terry Kusnierz	1972-74	76	592	7.8

Rebound Avg. (Min. 500 Rebs)

Name	Seasons	G	Rebs	Avg
1. Bailey Howell	1957-59	75	1277	17.0
2. Wayne Lemon	1956-57	46	508	11.0
3. Lawrence Roberts	2004-05	62	654	10.5
4. Rickey Brown	1977-80	107	1092	10.2
5. Dave Williams	1966-68	76	772	10.2
6. Jack Houston	1952-55	76	753	9.9
7. Jerry Graves	1959-61	74	713	9.6
8. Erick Dampier	1994-96	93	859	9.2
9. Leland Mitchell	1961-63	78	705	9.0
10. Wiley Peck	1976-79	107	964	9.0

SEASON BESTS

Rebounds

Name	Season	G	Rebs	Avg
1. Bailey Howell	1956-57	25	492	19.7
2. Bailey Howell	1957-58	25	406	16.2
3. Rickey Brown	1979-80	27	389	14.4
4. Bailey Howell	1958-59	25	379	15.2
5. Jarvis Varnado	2009-10	36	369	10.3
6. Lawrence Roberts	2004-05	32	351	11.0
7. Erick Dampier	1995-96	34	317	9.3
Wiley Peck	1978-79	28	317	11.3
Jarvis Varnado	2008-09	36	317	8.8
10. Terry Kusnierz	1971-72	26	311	12.0
11. Lawrence Roberts	2003-04	30	303	10.1
12. Rickey Brown	1976-77	27	292	10.8

Rebounding Average

Name	Season	G	Rebs	Avg
1. Bailey Howell	1956-57	25	492	19.7
2. Bailey Howell	1957-58	25	406	16.2
3. Bailey Howell	1958-59	25	379	15.2
4. Rickey Brown	1979-80	27	389	14.4
5. Terry Kusnierz	1971-72	26	311	12.0
6. Jack Houston	1953-54	21	248	11.8
7. Jack Houston	1954-55	23	270	11.7
8. Wiley Peck	1978-79	28	317	11.3
9. Wayne Lemon	1956-57	22	245	11.1
10. Lawrence Roberts	2004-05	32	351	11.0

GAME HIGHS

Rebounds


Name (Opponent, Date)	Rebs
1. Bailey Howell vs. LSU (2-1-57).....	34
2. Bailey Howell vs. S'Western (12-7-57).....	31
Bailey Howell vs. Memphis (12-5-56).....	31
4. Bailey Howell vs. Ga. Tech (1-12-57).....	26
5. Bailey Howell vs. SE-La. (1-27-58).....	25
Bailey Howell at Tampa (2-15-57).....	25
7. Wiley Peck vs. Alabama (1-27-79).....	24
Wiley Peck at Memphis (12-7-78).....	24
Terry Kusnierz vs. Arkansas (1-4-72).....	24
Bailey Howell at Tulane (2-23-59).....	24
Bailey Howell at Ole Miss (2-28-57).....	24
12. Rickey Brown vs. Vanderbilt (12-6-79).....	23
Larry Fry at LSU (1-13-75).....	23
Jerry Graves vs. SE-La. (12-5-59).....	23
Jack Houston vs. Florida S. (12-4-53).....	23
16. Wiley Peck vs. LSU (1-12-77).....	22
Dave Williams vs. LSU (2-19-68).....	22
Bailey Howell vs. Tulane (2-2-57).....	22
Bailey Howell vs. Miss. Co. (12-15-56).....	22
Jack Houston vs. Vanderbilt (1-15-55).....	22
21. Wesley Morgan vs. SE-La. (11-28-05).....	21
Lawrence Roberts at Alabama (3-6-04).....	21
Rickey Brown at Florida (12-15-79).....	21
Bailey Howell vs. Murray St. (1-24-59).....	21
Wayne Lemon vs. LSU (2-25-56).....	21
26. Lawrence Roberts vs. J'ville (12-22-04).....	20
Dave Williams vs. Ole Miss (3-3-68).....	20
Bailey Howell at Florida (2-14-59).....	20
Charles Hull vs. Georgia (2-17-58).....	20
Bailey Howell vs. Kentucky (2-11-57).....	20
Bailey Howell vs. Tennessee (2-9-57).....	20
Bailey Howell vs. Ole Miss (1-19-57).....	20
Bailey Howell vs. Ark. St. (12-17-56).....	20

YEARLY LEADERS

Rebounding Average

Year	Name	G	Rebs	Avg
1954	Jack Houston	21	248	11.8
1955	Jack Houston	23	270	11.7
1956	Wayne Lemon	24	263	11.0
1957	Bailey Howell	25	492	*19.7
1958	Bailey Howell	25	406	16.2
1959	Bailey Howell	25	379	15.2
1960	Jerry Graves	25	261	10.4
1961	Jerry Graves	25	257	10.3
1962	Leland Mitchell	25	222	8.9
1963	Leland Mitchell	28	273	9.8
1964	Stan Brinker	23	206	9.0
1965	Richie Williams	26	151	5.8
1966	Dave Williams	25	256	10.2
1967	Dave Williams	25	247	9.9
1968	Dave Williams	26	269	10.3
1969	John Guyton	25	180	7.2
1970	Jim Martin	24	220	9.2
1971	Malcolm Wesson	25	184	7.4
1972	Terry Kusnierz	26	311	12.0
1973	Larry Fry	26	200	7.7
1974	Bill Singletary	26	227	8.7
1975	Taylor Williams	26	244	9.4
1976	Taylor Williams	23	181	7.9
1977	Rickey Brown	27	292	10.8
1978	Wiley Peck	27	228	8.4
1979	Wiley Peck	28	317	*11.3
1980	Rickey Brown	27	389	*14.4
1981	Kalpatrick Wells	27	245	9.1
1982	Kalpatrick Wells	27	179	6.6
1983	Kalpatrick Wells	29	197	6.8
1984	Kelvin Hildreth	28	171	6.1
1985	Raymond Brown	28	140	5.0
1986	Chauncey Robinson	30	210	7.0
1987	Hubert Henderson	28	256	9.1
1988	Carl Nichols	29	182	6.6
1989	Cameron Burns	28	176	6.3
1990	Cameron Burns	30	219	7.3
1991	Greg Carter	29	226	7.8
1992	Johnny Walker	28	254	9.1
1993	Johnny Walker	29	218	7.5
1994	Erick Dampier	29	251	8.7
1995	Erick Dampier	30	291	9.7
1996	Erick Dampier	34	317	9.3
1997	Tyrone Washington	30	237	7.9
1998	Tyrone Washington	29	269	9.3
1999	Tyrone Washington	33	277	8.4
2000	Robert Jackson	28	197	7.0
2001	Robert Jackson	25	183	7.3
2002	Mario Austin	35	266	7.6
2003	Mario Austin	25	192	7.7
2004	Lawrence Roberts	30	303	10.1
2005	Lawrence Roberts	32	351	*11.0
2006	Charles Rhodes	29	207	7.1
2007	Jamont Gordon	35	250	7.1
2008	Jarvis Varnado	34	264	7.8
Charles Rhodes	31	242	7.8	
2009	Jarvis Varnado	36	317	8.8
2010	Jarvis Varnado	36	368	*10.3
2011	Renardo Sidney	19	144	7.6

* - Led Southeastern Conference



Former MSU great and hall of famer Bailey Howell averaged an amazing 17.0 rebounds per game during his MSU career to rank second on the SEC's all-time career list. He still holds the MSU record and calls Starkville his home.



MSU FREE ASSISTS/BLOCKS/STEALS RECORDS

ASSISTS

Career Leaders

Name	Seasons	G	Ast	Avg
1. Derrick Zimmerman	2000-03	127	514	4.0
2. Dee Bost	2009-11	89	450	5.1
3. Al Perry	1975-78	102	510	5.0
4. Jamont Gordon	2006-08	99	484	4.9
5. Chuck Evans	1992-93	57	454	8.0
6. Doug Hartsfield	1988-91	114	413	3.6
7. Jack Bouldin	1970-72	75	357	4.8
8. Detrick White	1998-99	63	351	5.6
9. Butch Pierre	1981-84	105	342	3.3
10. Rich Knarr	1973-76	97	326	3.4

Season Bests

Name	Season	G	Ast	Avg
1. Chuck Evans	1992-93	29	235	8.1
2. Chuck Evans	1991-92	28	219	7.8
3. Derrick Zimmerman	2001-02	35	210	6.0
4. Al Perry	1975-76	26	207	8.0
5. Al Perry	1976-77	27	199	7.4
6. Dee Bost	2009-10	36	188	5.2
7. Jamont Gordon	2006-07	35	187	5.3
8. Detrick White	1998-99	33	185	5.6
9. Marcus Bullard	1995-96	34	175	5.2
10. Derrick Zimmerman	2002-03	31	172	5.5

Game Highs

Name (Opponent, Date)	Ast
1. Chuck Evans at UMKC (2-23-93)	16
2. Al Perry vs. Vanderbilt (1-29-77)	15
3. Gary Ervin vs. Florida A&M (12-20-04)	14
Chuck Evans vs. So. Carolina (2-13-93)	14
Chuck Evans vs. Arkansas (1-27-93)	14
6. Chuck Evans at Auburn (2-17-93)	13
Chuck Evans at Arkansas (1-15-92)	13
Al Perry vs. Texas (12-11-76)	13
Al Perry vs. Auburn (2-9-76)	13
Al Perry vs. Missouri Western (1-27-76)	13

Yearly Leaders

Year	Name	G	Ast	Avg
1975	Jeff Stroman	23	79	3.4
1976	Al Perry	26	207	*8.0
1977	Al Perry	27	199	7.4
1978	Ray White	26	91	3.5
1979	Tom Schuberth	25	107	4.3
1980	Greg Grim	27	79	2.9
1981	Terry Lewis	27	92	3.4
1982	Butch Pierre	27	104	3.9
1983	Butch Pierre	24	108	4.5
1984	Ken Harvey	28	86	3.1
1985	Jeff Norwood	28	125	4.5
1986	Tracy Taylor	23	105	4.6
1987	Tracy Taylor	27	92	3.4
1988	Greg Lockhart	29	82	2.9
1989	Greg Lockhart	28	109	3.9
1990	Doug Hartsfield	30	158	5.3
1991	Doug Hartsfield	29	126	4.4
1992	Chuck Evans	28	219	*7.8
1993	Chuck Evans	29	235	*8.1
1994	T.J. Honore	29	127	4.4
1995	T.J. Honore	30	115	3.8
1996	Marcus Bullard	34	175	5.2
1997	Trey Moore	30	136	4.5
1998	Detrick White	30	166	*5.5
1999	Detrick White	33	185	*5.6
2000	Todd Myles	27	120	4.4
2001	Antonio Jackson	31	98	3.2
2002	Derrick Zimmerman	35	210	*6.0
2003	Derrick Zimmerman	31	172	*5.5
2004	Timmy Bowers	30	145	4.8
2005	Gary Ervin	34	160	4.7
2006	Jamont Gordon	30	129	4.3
2007	Jamont Gordon	35	187	5.3
2008	Jamont Gordon	34	168	4.9
2009	Dee Bost	36	156	4.3
2010	Dee Bost	36	188	5.2
2011	Dee Bost	17	108	6.4

BLOCKED SHOTS

Career Leaders

Name	Seasons	G	BS	Avg
1. Jarvis Varnado	2007-10	141	564	4.0
2. Erick Dampier	1994-96	93	249	2.7
3. Tyrone Washington	1996-99	123	198	1.6
4. Kalpatrick Wells	1980-83	110	183	1.7
5. Rickey Brown	1977-80	107	163	1.5
6. Charles Rhodes	2005-08	110	143	1.3
7. Wiley Peck	1976-79	107	117	1.1
8. Derrick Zimmerman	2000-03	127	89	0.7
9. Marcus Campbell	2002-05	122	87	0.7
10. Marcus Grant	1992-95	105	72	0.7

Season Bests

Name	Season	G	BS	Avg
1. Jarvis Varnado	2009-10	36	170	4.7
Jarvis Varnado	2008-09	36	170	4.7
3. Jarvis Varnado	2007-08	34	157	4.6
4. Erick Dampier	1995-96	34	106	3.1
5. Erick Dampier	1994-95	30	78	2.6
6. Jarvis Varnado	2006-07	35	67	1.9
7. Tyrone Washington	1998-99	33	65	2.0
Erick Dampier	1993-94	29	65	2.2
9. Charles Rhodes	2006-07	34	64	1.9
10. Kalpatrick Wells	1982-83	29	63	2.2

Game Highs

Name (Date)	BS
1. Jarvis Varnado vs. Arkansas (1-10-10)	10
Jarvis Varnado vs. Miami (12-13-08)	10
Jarvis Varnado vs. Georgia (1-12-08)	10
Jarvis Varnado vs. Kentucky (1-15-08)	10
5. Jarvis Varnado at Vanderbilt (2-3-10)	9
Jarvis Varnado vs. Louisiana-Monroe	9
Jarvis Varnado at L. Marymount (12-19-07)	9
8. Done 10 times (Most recently by)	8
Jarvis Varnado at Alabama (2-24-10)	8

Yearly Leaders

Year	Name	G	BS	Avg
1975	Taylor Williams	26	13	0.5
1976	Wiley Peck	25	37	1.5
1977	Rickey Brown	27	58	2.1
1978	Rickey Brown	26	35	1.3
1979	Rickey Brown	27	32	1.2
1980	Kalpatrick Wells	27	51	1.9
1981	Kalpatrick Wells	27	30	1.1
1982	Kalpatrick Wells	27	39	1.4
1983	Kalpatrick Wells	29	63	2.2
1984	Tony Robinson	25	18	0.7
1985	Tony Robinson	25	30	1.2
1986	Raymond Brown	30	20	0.7
1987	Hubert Henderson	28	12	0.4
1988	Chancellor Nichols	28	30	1.1
1989	Chancellor Nichols	23	22	1.0
1990	Greg Carter	30	22	0.7
1991	Brad Smith	29	18	0.6
1992	Johnny Walker	28	20	0.7
1993	Vince Embry	23	21	0.9
1994	Erick Dampier	29	65	2.2
1995	Erick Dampier	30	78	2.6
1996	Erick Dampier	34	106	3.1
1997	Tyrone Washington	30	59	*2.0
1998	Tyrone Washington	29	61	2.1
1999	Tyrone Washington	33	65	2.0
2000	Tang Hamilton	30	21	0.7
2001	Derrick Zimmerman	31	20	0.6
2002	Derrick Zimmerman	35	29	0.8
2003	Derrick Zimmerman	31	26	0.8
2004	Branden Vincent	30	40	1.3
2005	Marcus Campbell	32	32	1.0
2006	Charles Rhodes	29	32	1.1
Wesley Morgan	27	32	1.2	
2007	Jarvis Varnado	35	67	1.9
2008	Jarvis Varnado	34	157	#4.6
2009	Jarvis Varnado	36	170	#4.7
2010	Jarvis Varnado	36	170	*4.7
2011	Kodi Augustus	31	30	0.9
Wendell Lewis	31	30	0.9	

STEALS

Career Leaders

Name	Seasons	G	Stl	Avg
1. Ray White	1976-79	100	217	2.2
2. Derrick Zimmerman	2000-03	127	205	1.6
3. Chuck Evans	1992-93	57	165	2.9
4. Barry Stewart	2007-10	141	162	1.1
5. Timmy Bowers	2001-04	116	161	1.4
6. Tony Watts	1989-92	113	154	1.4
7. Winsome Frazier	2002-05	106	147	1.4
8. Darryl Wilson	1994-96	93	140	1.5
9. Terry Lewis	1980-83	90	139	1.5
10. Dee Bost	2009-11	89	127	1.4
Al Perry	1975-78	102	127	1.2

Season Bests

Name	Season	G	Stl	Avg
1. Chuck Evans	1991-92	28	83	3.0
2. Chuck Evans	1992-93	29	82	2.8
3. Derrick Zimmerman	2001-02	35	75	2.1
4. Winsome Frazier	2003-04	30	71	2.4
5. Ray White	1977-78	26	61	2.3
6. Terry Lewis	1982-83	29	60	2.1
Ray White	1975-76	26	60	2.3
8. Timmy Bowers	2003-04	30	58	1.9
Derrick Zimmerman	2002-03	31	58	1.9
10. Ray White	1978-79	23	57	2.5

Game Highs

Name (Opponent, Date)	Stl
1. Gary Hooker vs. Samford (12-29-75)	8
Gary Hooker vs. SW-La. (12-6-75)	8
3. Greg Lockhart at Wichita St. (12-21-85)	7
Jeff Norwood vs. Kentucky (1-27-82)	7
Calvin Holmes at Louisville (12-29-78)	7
6. By 11 players (Most recently by):	6
Phil Turner vs. South Carolina (2-18-09)	

Yearly Leaders

Year	Name	G	Stl	Avg
1975	Jerry Jenkins	26	35	1.3
1976	Ray White	26	60	2.3
1977	Gary Hooker	27	47	1.7
1978	Ray White	26	61	2.3
1979	Ray White	23	57	2.5
1980	Greg Grim	27	30	1.1
1981	Terry Lewis	27	33	1.2
1982	Jeff Norwood	27	45	1.7
1983	Terry Lewis	29	60	2.1
1984	Ken Harvey	28	43	1.5
1985	Chauncey Robinson	28	44	1.6
1986	Chauncey Robinson	30	41	1.4
1987	Tracy Taylor	27	27	1.0
1988	Greg Lockhart	29	42	1.4
1989	Greg Lockhart	28	42	1.5
1990	Tony Watts	30	49	1.6
1991	Tony Watts	28	47	1.7
1992	Chuck Evans	28	83	*3.0
1993	Chuck Evans	29	82	*2.8
1994	T.J. Honore & D. Wilson	29	45	1.6
1995	Darryl Wilson	30	45	1.5
1996	Marcus Bullard	34	52	1.5
1997	Trey Moore	30	54	1.8
1998	Detrick White	30	49	1.6
1999	Detrick White	33	34	1.0
2000	Derrick Zimmerman	30	36	1.2
2001	A. Jackson & D. Z'man	31	36	1.2
2002	Derrick Zimmerman	35	75	2.1
2003	Derrick Zimmerman	31	58	1.9
2004	Winsome Frazier	30	71	*2.4
2005	Lawrence Roberts	32	50	1.6
2006	Jamont Gordon	30	34	1.1
2007	Jamont Gordon	35	46	1.3
2008	Barry Stewart	34	44	1.3
2009	Dee Bost	36	52	1.4
2010	Dee Bost	36	47	1.3
2011	Riley Benock	31	37	1.2

* - Led Southeastern Conference
- Led NCAA

100 Years Of Bulldog Basketball



MSU YEARLY LEADERS

<u>1953-54</u>		<u>1960-61</u>		<u>1967-68</u>		<u>1974-75</u>	
Leading Scorers	PPG	Leading Scorers	PPG	Leading Scorers	PPG	Leading Scorers	PPG
Gerald Caveness.....	17.8	Jerry Graves.....	21.3	Tom Payne.....	15.8	Jerry Jenkins.....	22.1
Dan Daley.....	12.0	Leland Mitchell.....	12.9	Dave Williams.....	12.9	Larry Fry.....	15.5
Jack Houston.....	11.5	W.D. Stroud.....	12.4	Manuel Washington.....	9.8	Rich Knarr.....	12.5
Leading Rebounders	RPG	Leading Rebounders	RPG	Leading Rebounders	RPG	Leading Rebounders	RPG
Jack Houston.....	11.8	Jerry Graves.....	10.3	Dave Williams.....	10.3	Taylor Williams.....	9.4
George Cooke.....	8.8	Leland Mitchell.....	8.4	Tom Payne.....	6.5	Larry Fry.....	8.8
Dan Daley.....	5.1	Joe Dan Gold.....	6.7	Manuel Washington.....	5.2	Jerry Jenkins.....	6.9
<u>1954-55</u>		<u>1961-62</u>		<u>1968-69</u>		<u>1975-76</u>	
Leading Scorers	PPG	Leading Scorers	PPG	Leading Scorers	PPG	Leading Scorers	PPG
Jim Ashmore.....	22.3	Leland Mitchell.....	16.7	Manuel Washington.....	15.4	Ray White.....	18.3
Wayne Duncan.....	11.9	W.D. Stroud.....	15.9	John Guyton.....	12.8	Gary Hooker.....	17.7
Jack Houston.....	11.7	Joe Dan Gold.....	13.1	Chuck Wade.....	12.1	Taylor Williams.....	9.5
Leading Rebounders	RPG	Leading Rebounders	RPG	Leading Rebounders	RPG	Leading Rebounders	RPG
Jack Houston.....	11.7	Leland Mitchell.....	8.9	John Guyton.....	7.2	Taylor Williams.....	7.9
Wayne Duncan.....	6.7	Joe Dan Gold.....	8.8	Jim Martin.....	6.8	Wiley Pec.....	6.8
Dudley Nash.....	5.9	Bobby Shows.....	6.6	Manuel Washington.....	6.3	Gary Hooker.....	6.7
<u>1955-56</u>		<u>1962-63</u>		<u>1969-70</u>		<u>1976-77</u>	
Leading Scorers	PPG	Leading Scorers	PPG	Leading Scorers	PPG	Leading Scorers	PPG
Jim Ashmore.....	22.3	Leland Mitchell.....	17.1	John Guyton.....	16.3	Rickey Brown.....	19.3
Wayne Duncan.....	13.9	W.D. Stroud.....	16.8	Jack Bouldin.....	15.4	Ray White.....	16.2
Jerry Ritchey.....	10.4	Joe Dan Gold.....	13.3	Randy Hodges.....	13.1	Gary Hooker.....	14.8
Leading Rebounders	RPG	Leading Rebounders	RPG	Leading Rebounders	RPG	Leading Rebounders	RPG
Wayne Lemon.....	11.0	Leland Mitchell.....	9.8	Jim Martin.....	9.2	Rickey Brown.....	10.8
Wayne Duncan.....	8.3	Joe Dan Gold.....	7.8	John Guyton.....	7.5	Wiley Peck.....	9.3
Lloyd Johnson.....	5.6	Stan Brinker.....	6.5	Randy Hodges.....	5.2	Gary Hooker.....	7.3
<u>1956-57</u>		<u>1963-64</u>		<u>1970-71</u>		<u>1977-78</u>	
Leading Scorers	PPG	Leading Scorers	PPG	Leading Scorers	PPG	Leading Scorers	PPG
Jim Ashmore.....	28.3	Doug Hutton.....	14.9	Jack Bouldin.....	19.1	Ray White.....	14.5
Bailey Howell.....	25.9	Stan Brinker.....	12.8	Randy Hodges.....	13.0	Rickey Brown.....	13.4
Wayne Lemon.....	9.3	Richie Williams.....	9.5	Malcolm Wesson.....	12.2	Gary Hooker.....	10.5
Leading Rebounders	RPG	Leading Rebounders	RPG	Leading Rebounders	RPG	Leading Rebounders	RPG
Bailey Howell.....	19.7	Stan Brinker.....	9.0	Malcolm Wesson.....	7.4	Wiley Peck.....	8.4
Wayne Lemon.....	11.1	Don Posey.....	6.1	Randy Hodges.....	5.4	Gary Hooker.....	7.1
Jerry Keeton.....	4.9	Richie Williams.....	5.8	Bill Combs.....	4.9	Rickey Brown.....	6.9
<u>1957-58</u>		<u>1964-65</u>		<u>1971-72</u>		<u>1978-79</u>	
Leading Scorers	PPG	Leading Scorers	PPG	Leading Scorers	PPG	Leading Scorers	PPG
Bailey Howell.....	27.8	Bill Chumbler.....	13.5	Jack Bouldin.....	15.8	Ray White.....	17.1
Jerry Keeton.....	11.7	Gary Washington.....	11.2	Jeff Watkins.....	12.5	Greg Grim.....	16.9
Charles Hull.....	10.4	Richie Williams.....	9.3	Terry Kusnierz.....	11.4	Rickey Brown.....	15.4
Leading Rebounders	RPG	Leading Rebounders	RPG	Leading Rebounders	RPG	Leading Rebounders	RPG
Bailey Howell.....	16.2	Richie Williams.....	5.8	Terry Kusnierz.....	12.0	Wiley Peck.....	11.3
Charles Hull.....	9.5	Charlie Crews.....	5.0	Malcolm Wesson.....	6.0	Rickey Brown.....	8.6
Jerry Keeton.....	5.9	Buddy Walden.....	4.9	Jeff Watkins.....	4.6	Ray White.....	6.3
<u>1958-59</u>		<u>1965-66</u>		<u>1972-73</u>		<u>1979-80</u>	
Leading Scorers	PPG	Leading Scorers	PPG	Leading Scorers	PPG	Leading Scorers	PPG
Bailey Howell.....	27.5	Dave Williams.....	19.7	Rich Knarr.....	18.0	Rickey Brown.....	20.5
Charles Hull.....	10.6	Gary Washington.....	12.0	Jerry Jenkins.....	17.6	Greg Grim.....	14.5
Jerry Graves.....	10.3	John Sapen.....	9.4	Larry Fry.....	12.5	Jeff Malone.....	11.9
Leading Rebounders	RPG	Leading Rebounders	RPG	Leading Rebounders	RPG	Leading Rebounders	RPG
Bailey Howell.....	15.2	Dave Williams.....	10.2	Larry Fry.....	7.7	Rickey Brown.....	14.4
Jerry Graves.....	8.1	Herb Biggs.....	8.3	Terry Kusnierz.....	7.6	Kalpatrick Wells.....	7.7
Charles Hull.....	7.2	Tom Payne.....	5.2	Jerry Jenkins.....	7.1	Jeff Malone.....	3.3
<u>1959-60</u>		<u>1966-67</u>		<u>1973-74</u>		<u>1980-81</u>	
Leading Scorers	PPG	Leading Scorers	PPG	Leading Scorers	PPG	Leading Scorers	PPG
Jerry Graves.....	18.6	Dave Williams.....	15.7	Jerry Jenkins.....	18.1	Jeff Malone.....	20.1
Charles Hull.....	15.2	Gary Washington.....	11.8	Rich Knarr.....	15.8	Terry Lewis.....	9.3
Dave Glasgow.....	9.8	John Sapen.....	9.2	Larry Fry.....	13.5	Ron White.....	8.4
Leading Rebounders	RPG	Leading Rebounders	RPG	Leading Rebounders	RPG	Leading Rebounders	RPG
Jerry Graves.....	10.4	Dave Williams.....	9.9	Bill Singletary.....	8.7	Kalpatrick Wells.....	9.1
Charles Hull.....	9.8	Tom Payne.....	5.4	Larry Fry.....	7.7	Ron White.....	7.4
Dave Glasgow.....	5.2	John Sapen.....	4.4	Jerry Jenkins.....	6.8	Jeff Malone.....	4.2

100 Years Of Bulldog Basketball



MSU YEARLY LEADERS

100 Years Of Bulldog Basketball

1981-82

Leading Scorers PPG

Jeff Malone 18.6
Terry Lewis 8.6
Butch Pierre 7.9

Leading Rebounders RPG

Kalpatrick Wells 6.6
Jeff Malone 4.1
Terry Lewis 4.1

1982-83

Leading Scorers PPG

Jeff Malone 26.8
Terry Lewis 15.2
Butch Pierre 7.4

Leading Rebounders RPG

Kalpatrick Wells 6.8
Kelvin Hildreth 5.3
Terry Lewis 4.5

1983-84

Leading Scorers PPG

Ken Harvey 12.7
Kelvin Hildreth 9.5
Butch Pierre 6.9

Leading Rebounders RPG

Kelvin Hildreth 6.1
Ken Harvey 3.8
Mackey Whyte 3.5

1984-85

Leading Scorers PPG

Ken Harvey 13.9
Tony Robinson 9.4
Chauncey Robinson 8.6

Leading Rebounders RPG

Raymond Brown 5.0
Tony Robinson 4.6
Ken Harvey 4.4

1985-86

Leading Scorers PPG

Chauncey Robinson 14.0
Raymond Brown 11.8
Greg Lockhart 8.8

Leading Rebounders RPG

Chauncey Robinson 7.0
Raymond Brown 5.7
Anthony Blakley 4.5

1986-87

Leading Scorers PPG

Hubert Henderson 14.9
Anthony Blakley 11.7
Greg Lockhart 8.2

Leading Rebounders RPG

Hubert Henderson 9.1
Anthony Blakley 6.0
Reginald Boykin 3.8

1987-88

Leading Scorers PPG

Greg Lockhart 9.9
Reginald Boykin 9.7
Chancellor Nichols 9.2

Leading Rebounders RPG

Carl Nichols 6.6
Chancellor Nichols 6.0
Reginald Boykin 3.9

1988-89

Leading Scorers PPG

Cameron Burns 15.1
Greg Lockhart 13.7
Tony Watts 9.9

Leading Rebounders RPG

Cameron Burns 6.3
Chancellor Nichols 5.1
Greg Carter 3.5

1989-90

Leading Scorers PPG

Cameron Burns 18.2
Greg Carter 13.0
Tony Watts 11.7

Leading Rebounders RPG

Cameron Burns 7.3
Greg Carter 6.8
Todd Merritt 6.7

1990-91

Leading Scorers PPG

Cameron Burns 16.9
Greg Carter 15.4
Tony Watts 12.0

Leading Rebounders RPG

Greg Carter 7.8
Todd Merritt 7.2
Cameron Burns 6.1

1991-92

Leading Scorers PPG

Tony Watts 19.2
Chuck Evans 12.2
Johnny Walker 11.1

Leading Rebounders RPG

Johnny Walker 9.1
Eric Stevens 5.8
Greg Anderson 4.1

1992-93

Leading Scorers PPG

Orien Watson 15.4
Chuck Evans 13.4
Marcus Grant 10.8

Leading Rebounders RPG

Johnny Walker 7.5
Marcus Grant 4.4
David Domingue 3.9

1993-94

Leading Scorers PPG

Darryl Wilson 16.2
Erick Dampier 11.9
Marcus Grant 9.8

Leading Rebounders RPG

Erick Dampier 8.7
Russell Walters 5.6
Brian Price 5.0

1994-95

Leading Scorers PPG

Darryl Wilson 17.8
Erick Dampier 13.1
Marcus Grant 10.4

Leading Rebounders RPG

Erick Dampier 9.7
Brian Price 6.0
Darryl Wilson 4.7

1995-96

Leading Scorers PPG

Darryl Wilson 18.0
Dontae' Jones 14.7
Erick Dampier 14.5

Leading Rebounders RPG

Erick Dampier 9.3
Dontae' Jones 6.8
Russell Walters 5.5

1996-97

Leading Scorers PPG

Horatio Webster 16.1
Bart Hyche 12.8
Trey Moore 11.2

Leading Rebounders RPG

Tyrone Washington 7.9
Horatio Webster 7.4
Quentin Smith 3.8

1997-98

Leading Scorers PPG

Horatio Webster 17.0
Tyrone Washington 12.9
Detrick White 12.2

Leading Rebounders RPG

Tyrone Washington 9.3
Horatio Webster 5.2
Detrick White 4.9

1998-99

Leading Scorers PPG

Tyrone Washington 12.7
Tang Hamilton 11.3
Detrick White 11.1

Leading Rebounders RPG

Tyrone Washington 8.4
Oral Roberts 5.9
Tang Hamilton 5.7

1999-2000

Leading Scorers PPG

Tang Hamilton 14.4
Robert Jackson 12.3
Antonio Jackson 12.0

Leading Rebounders RPG

Robert Jackson 7.0
Tang Hamilton 6.2
Michael Gholar 4.4

2000-01

Leading Scorers PPG

Antonio Jackson 12.8
Marckell Patterson 12.2
Tang Hamilton 12.1

Leading Rebounders RPG

Robert Jackson 7.3
Tang Hamilton 6.8
Marckell Patterson 4.4

2001-02

Leading Scorers PPG

Mario Austin 16.1
Marckell Patterson 12.3
Timmy Bowers 10.6

Leading Rebounders RPG

Mario Austin 7.6
Michael Gholar 6.2
Marckell Patterson 4.2

2002-03

Leading Scorers PPG

Mario Austin 15.5
Timmy Bowers 14.6
Michal Ignerski 9.0

Leading Rebounders RPG

Mario Austin 7.7
Ontario Harper 4.9
Michal Ignerski 4.8

2003-04

Leading Scorers PPG

Lawrence Roberts 16.9
Timmy Bowers 15.0
Winsome Frazier 13.1

Leading Rebounders RPG

Lawrence Roberts 10.1
Branden Vincent 7.6
Shane Power 4.2

2004-05

Leading Scorers PPG

Lawrence Roberts 16.9
Winsome Frazier 12.3
Shane Power 11.1

Leading Rebounders RPG

Lawrence Roberts 11.0
Marcus Campbell 5.0
Ontario Harper 4.9

2005-06

Leading Scorers PPG

Charles Rhodes 13.8
Jamont Gordon 13.8
Jamall Edmondson 11.0

Leading Rebounders RPG

Charles Rhodes 7.1
Jamont Gordon 6.8
Wesley Morgan 5.3

2006-07

Leading Scorers PPG

Jamont Gordon 16.0
Charles Rhodes 13.7
Dietric Slater 10.5

Leading Rebounders RPG

Jamont Gordon 7.1
Charles Rhodes 6.2
Dietric Slater 5.7

2007-08

Leading Scorers PPG

Charles Rhodes 17.4
Jamont Gordon 17.2
Barry Stewart 11.5

Leading Rebounders RPG

Charles Rhodes 7.8
Jarvis Varnado 7.8
Jamont Gordon 6.6

2008-09

Leading Scorers PPG

Jarvis Varnado 12.9
Barry Stewart 12.4
Ravern Johnson 12.1

Leading Rebounders RPG

Jarvis Varnado 8.8
Phil Turner 5.5
Barry Stewart 3.8

2009-10

Leading Scorers PPG

Jarvis Varnado 13.8
Ravern Johnson 13.2
Dee Bost 13.0

Leading Rebounders RPG

Jarvis Varnado 10.3
Kodi Augustus 5.4
Dee Bost 4.4

2010-11

Leading Scorers PPG

Ravern Johnson 17.6
Dee Bost 15.3
Renardo Sidney 14.2

Leading Rebounders RPG

Renardo Sidney 10.3
Kodi Augustus 5.4
Wendell Lewis 4.8



MSU FRESHMEN RECORDS

Points Scored

Name	Season	G	Pts	Avg
1. Rickey Brown	1976-77	27	520	19.3
2. Ray White	1975-76	26	475	18.3
3. Rich Knarr	1972-73	26	467	18.0
4. Gary Hooker	1975-76	26	461	17.7
5. Jamont Gordon	2005-06	30	413	13.8
6. Dee Bost	2008-09	36	392	10.9
7. Erick Dampier	1993-94	29	344	11.9
8. Barry Stewart	2006-07	35	342	9.8
Jeff Malone	1979-80	27	320	11.9
10. Reginald Delk	2005-06	30	268	8.9

Blocked Shots

Name	Season	G	BS	Avg
1. Jarvis Varnado	2006-07	35	67	1.9
2. Erick Dampier	1993-94	29	65	2.2
3. Rickey Brown	1976-77	27	58	2.1
4. Kalpatrick Wells	1979-80	27	51	1.9
5. Wiley Peck	1975-76	25	37	1.5
6. Chan. Nichols	1987-88	28	30	1.1
7. Carl Nichols	1987-88	29	21	0.7
8. Gary Hooker	1975-76	26	20	0.8
9. Tony Robinson	1983-84	25	18	0.7
10. Quentin Smith	1996-97	30	17	0.6

3-Point Field Goals Att.

Name	Season	FGM	FGA	Pct
1. Barry Stewart	2006-07	68	174	.391
2. Dee Bost	2008-09	54	161	.335
3. Reginald Delk	2005-06	59	144	.410
4. Ben Hansbrough	2006-07	47	114	.412
5. Jamont Gordon	2005-06	27	104	.260
6. Jalen Steele	2-10-11	27	82	.329
7. Derrick Jones	1996-97	24	80	.300
8. Phil Turner	2007-08	24	79	.304
9. Tony Watts	1988-89	30	77	.390
10. Todd Merritt	1987-88	27	73	.370

Scoring Average

Name	Season	G	Pts	Avg
1. Rickey Brown	1976-77	27	520	19.3
2. Ray White	1975-76	26	475	18.3
3. Rich Knarr	1972-73	26	467	18.0
4. Gary Hooker	1975-76	26	461	17.7
5. Jamont Gordon	2005-06	30	413	13.8
6. Erick Dampier	1993-94	29	344	11.9
7. Jeff Malone	1979-80	27	320	11.9
8. Dee Bost	2008-09	36	392	10.0
9. Tony Watts	1988-89	27	267	9.9
10. Barry Stewart	2006-07	35	342	9.8

Steals

Name	Season	G	Stl	Avg
1. Ray White	1975-76	26	60	2.3
2. Dee Bost	2008-09	36	52	1.4
3. Jeff Norwood	1981-82	27	45	1.7
Gary Hooker	1975-76	26	45	1.7
5. D. Zimmerman	1999-00	30	36	1.2
6. Ben Hansbrough	2006-07	35	35	1.0
7. Jamont Gordon	2005-06	30	34	1.1
8. Barry Stewart	2006-07	35	32	0.9
Reginald Delk	2005-06	30	32	1.1
10. Gary Ervin	2003-04	30	31	1.0
Greg Lockhart	1985-86	30	31	1.0

Free Throws Made

Name	Season	FTM	FTA	Pct
1. Dee Bost	2008-09	122	170	.718
2. Jamont Gordon	2005-06	108	167	.647
3. Rich Knarr	1972-73	97	115	.843
4. Gary Hooker	1975-76	89	124	.718
5. Barry Stewart	2006-07	82	107	.766
6. Erick Dampier	1993-94	78	159	.491
7. Rickey Brown	1976-77	70	97	.722
8. Ray White	1975-76	63	97	.649
9. Carl Nichols	1987-88	62	96	.646
10. Ben Hansbrough	2006-07	58	74	.784

Rebounds

Name	Season	G	Reb	Avg
1. Rickey Brown	1976-77	27	292	10.8
2. Erick Dampier	1993-94	29	251	8.7
3. Kalpatrick Wells	1979-80	27	209	7.7
4. Jamont Gordon	2005-06	30	203	6.8
5. Carl Nichols	1987-88	29	192	6.6
6. Gary Hooker	1975-76	26	175	6.7
7. Chan. Nichols	1987-88	28	169	6.0
Wiley Peck	1975-76	25	169	6.8
9. Jarvis Varnado	2006-07	35	146	4.2
10. Ray White	1975-76	26	142	5.5

Field Goals Made

Name	Season	FGM	FGA	Pct
1. Rickey Brown	1976-77	225	443	.508
2. Ray White	1975-76	206	407	.506
3. Gary Hooker	1975-76	186	391	.476
4. Rich Knarr	1972-73	185	426	.434
5. Jamont Gordon	2005-06	139	341	.408
Jeff Malone	1979-80	139	303	.459
7. Erick Dampier	1993-94	133	226	.589
8. Dee Bost	2008-09	108	307	.352
9. Tony Watts	1988-89	107	222	.482
Greg Lockhart	1985-86	107	257	.416

Free Throws Attempted

Name	Season	FTM	FTA	Pct
1. Dee Bost	2008-09	122	170	.718
2. Jamont Gordon	2005-06	108	167	.647
3. Erick Dampier	1993-94	78	159	.491
4. Gary Hooker	1975-76	89	124	.718
5. Rich Knarr	1972-73	97	115	.843
6. Barry Stewart	2006-07	82	107	.766
7. Rickey Brown	1976-77	70	97	.722
8. Ray White	1975-76	63	97	.649
9. Carl Nichols	1987-88	62	96	.646
10. Chan. Nichols	1987-88	55	95	.579

Rebounding Average

Name	Season	G	Reb	Avg
1. Rickey Brown	1976-77	27	292	10.8
2. Erick Dampier	1993-94	29	251	8.7
3. Kalpatrick Wells	1979-80	27	209	7.7
4. Jamont Gordon	2005-06	30	203	6.8
5. Wiley Peck	1975-76	25	169	6.8
6. Gary Hooker	1975-76	26	175	6.7
7. Carl Nichols	1987-88	29	192	6.6
8. Chan. Nichols	1987-88	28	169	6.0
9. Ray White	1975-76	26	142	5.5
10. Raymond Brown	1984-85	28	140	5.0

Field Goals Attempted

Name	Season	FGM	FGA	Pct
1. Rickey Brown	1976-77	225	443	.508
2. Rich Knarr	1972-73	185	426	.434
3. Ray White	1975-76	206	407	.506
4. Gary Hooker	1975-76	186	391	.476
5. Jamont Gordon	2005-06	139	341	.408
6. Dee Bost	2008-09	108	307	.352
7. Jeff Malone	1979-80	139	303	.459
8. Greg Lockhart	1985-86	107	257	.416
9. Barry Stewart	2006-07	96	240	.400
10. Erick Dampier	1993-94	133	226	.589

Minutes Played

Name	Season	G	Min	Avg
1. Dee Bost	2008-09	36	1,137	31.6
2. Jamont Gordon	2005-06	30	988	32.9
3. Jeff Norwood	1981-82	27	968	35.9
4. Ray White	1975-76	26	926	35.6
5. Gary Hooker	1975-76	26	890	34.2
6. Carl Nichols	1987-88	29	884	30.5
7. Barry Stewart	2006-07	35	848	24.2
8. Ben Hansbrough	2006-07	35	827	23.6
Rickey Brown	1976-77	27	824	30.5
10. Reginald Delk	2005-06	30	821	27.4

Assists

Name	Season	G	Ast	Avg
1. Dee Bost	2008-09	36	156	4.3
2. Jamont Gordon	2005-06	30	129	4.3
3. Rich Knarr	1972-73	26	127	4.9
4. Ben Hansbrough	2006-07	35	112	3.2
5. Gary Ervin	2003-04	30	74	2.5
6. Greg Lockhart	1985-86	30	70	2.3
7. Ray White	1975-76	26	69	2.7
8. Gary Hooker	1975-76	26	68	2.6
9. Jeff Norwood	1981-82	27	60	2.2
10. Marcus Bullard	1994-95	30	54	1.8

3-Point Field Goals Made

Name	Season	FGM	FGA	Pct
1. Barry Stewart	2006-07	68	174	.391
2. Reginald Delk	2005-06	59	144	.410
3. Dee Bost	2008-09	54	161	.335
4. Ben Hansbrough	2006-07	47	114	.412
5. Tony Watts	1988-89	30	77	.390
6. Marcus Bullard	1994-95	29	71	.409
7. Jalen Steele	2010-11	27	82	.329
Jamont Gordon	2005-06	27	104	.260
Doug Hartsfield	1987-88	27	62	.436
Todd Merritt	1987-88	27	73	.370
11. Derrick Jones	1996-97	24	80	.300
Phil Turner	2007-08	24	79	.304

Minutes Average

Name	Season	G	Min	Avg
1. Jeff Norwood	1981-82	27	968	35.9
2. Ray White	1975-76	26	926	35.6
3. Gary Hooker	1975-76	26	890	34.2
4. Jamont Gordon	2005-06	30	988	32.9
5. Dee Bost	2008-09	36	1,137	31.6
6. Rich Knarr	1972-73	26	819	31.5
7. Rickey Brown	1976-77	27	824	30.5
8. Carl Nichols	1987-88	29	884	30.5
9. Raymond Brown	1984-85	28	813	29.0
10. Jeff Malone	1979-80	27	781	28.9

100 Years Of Bulldog Basketball



MSU OPPONENT RECORDS

INDIVIDUAL RECORDS

- Most Points Scored:**
58, Pete Maravich, LSU (12-22-67 at LSU)
- Most Field Goals Made:**
22, Pete Maravich, LSU (3-2-70 at Starkville & 12-22-67 at Baton Rouge)
- Most Field Goals Attempted:**
49, Pete Maravich, LSU (3-3-69 at Starkville)
- Best Field Goal Percentage:**
1.000 (12-of-12), Durand Macklin, LSU (1-5-80 at Baton Rouge)
- Most 3-Point Field Goals Made:**
9, Shan Foster, Vanderbilt (3-5-08) at Vandy;
9, Isaiah Swann, Florida State (3-20-07);
9, Brad Boyd, Louisiana-Lafayette (11-23-02 at Starkville)
- Most 3-Point Field Goals Attempted:**
20, Donald Sims, Appalachian State (11-19-10 at Starkville)
- Best 3-Point Field Goal Percentage:**
1.000 (5-of-5), Dru Joyce, Akron (12-20-05 at Guaynabo, PR); (6-of-6), Demetric Bennett, South Alabama (12-15-07) at Mobile
- Most Free Throws Made:**
18, Dwight Anderson, Kentucky (2-12-79 at Lexington); 18, Kenny Higgs, LSU (1-2-78 at Starkville)
- Most Free Throws Attempted:**
23, Dwight Anderson, Kentucky (2-12-79 at Lexington); 23, Calvin Natt, Northeast Louisiana (12-5-77 at Starkville)
- Best Free Throw Percentage:**
1.000 (16-of-16), Eddie Palubinskas, LSU (3-1-73 at Baton Rouge); 1.000 (15-of-15), Eddie Johnson, Auburn (1-20-75 at Auburn)
- Most Rebounds:**
31, Nate Thurmond, Bowling Green (3-16-63 at East Lansing, MI)
- Most Offensive Rebounds:**
10, Randolph Morris, Kentucky (3-9-07 at Atlanta, GA); 10, Kevin Hendrix, Alabama (1-28-06 at Tuscaloosa)
- Most Defensive Rebounds:**
18, Ernie Abercrombie, Oklahoma (2-10-96 at Norman)
- Most Assists:**
17, Kenny Higgs, LSU (1-19-76 at Starkville)
- Most Turnovers:**
12, Eddie Johnson, Auburn (1-20-75 at Auburn)
- Most Blocked Shots:**
11, Theo Ratliff, Wyoming (12-28-94 at Casper, WY)
- Most Steals:**
8, Rajon Rondo, Kentucky (2-19-05 at Lexington); Jack Givens, Kentucky (1-3-76 at Starkville)
- Most Dunks:**
8, Eugene McDowell, Florida (1-5-83 at Gainesville); 8, Dominique Wilkins, Georgia (2-10-82 at Athens)
- Most Minutes Played:**
58, Gerald Glass, Ole Miss [4OT] (1-24-90 at Starkville)

LAST TIME AN OPPOSING PLAYER . . .

- Scored 35 or more points:**
35, Courtney Fortson, Arkansas (1-28-10 at Fayetteville)
- Scored 38 or more points:**
38, Marcus Thornton, LSU (3-8-08 at Starkville)
- Scored 40 or more points:**
40, Donald Sims, Appalachian State (11-19-10 at Starkville)
- Scored 42 or more points:**
42, Shan Foster, Vanderbilt (3-5-08 at Nashville)
- Had 20 or more rebounds:**
22, Ernie Abercrombie, Oklahoma (2-10-96 at Norman)
- Had 10 or more assists:**
13, Mickey McConnell, St. Mary's (12-29-10 at Las Vegas)
- Had six or more steals:**
6, Frank Tolbert, Auburn (2-9-08 at Auburn)
- Had six or more blocked shots:**
6, Chief Kickingstallionsims, Alabama St. (12-6-08 at Starkville)

LAST TIME AN OPPOSING TEAM . . .

- Scored 100 or more points:**
115, Arkansas (2-20-93 at Fayetteville)
- Was held to 39 points or less:**
39, LSU (1-9-08 at Baton Rouge)
- Was held to 40-45 points:**
45, Mississippi Valley State (12-28-09)
- Was held to 46-50 points:**
46, Alabama State (12-14-10 at Starkville)
- Shot 60 percent or better from the field:**
.600 [30-50], Auburn (2-5-05 at Auburn)
- Shot 65 percent or better from the field:**
.702 [40-57], Georgia (2-28-01 at Athens)
- Was held to less than 30% from field:**
.290 [18-62], Alabama State (12-14-10 at Starkville)
- Made 10 or more 3-pointers:**
14, St. Mary's (12-29-10 at Las Vegas)
- Was held without a 3-pointer:**
[0-19], South Carolina (3-2-02 at USC)
- Attempted 30 or more 3-pointers:**
35, Ole Miss (1-13-11 at Oxford)
- Did not attempt a 3-pointer:**
LSU (1-30-88 at Baton Rouge)
- Shot 95 % or better from the FT line:**
1.000 [10-10], St. Mary's (12-29-10 at Las Vegas)
- Had 50 or more rebounds:**
52, Kentucky (2-16-10 at Starkville)
- Had 25 or more assists:**
25, Vanderbilt (1-21-06 at Nashville)
- Had 25 or more turnovers:**
25, Florida State (3-20-07 at Starkville)
- Had 10 or more blocked shots:**
12, Kentucky (2-16-10 at Starkville)
- Had 15 or more steals:**
16, N'Western St. (11-26-05 at Starkville)

TEAM RECORDS

- Most Points Scored:**
120, Vanderbilt (3-8-69 at Starkville)
- Most Field Goals Made:**
51, Kentucky (3-8-75 at Starkville)
- Most Field Goals Attempted:**
103, Tampa (2-15-57 at Tampa)
- Best Field Goal Percentage:**
.729 (27-of-37), Ole Miss (2-16-80 at Starkville)
- Most 3-Point Field Goals Made:**
17, Troy (12-10-05 at Starkville)
- Most 3-Point Field Goals Attempted:**
45, Troy (12-10-05 at Starkville)
- Best 3-Point Field Goal Percentage:**
.727 (8-of-11), Auburn (2-19-94 at Starkville)
- Most Free Throws Made:**
40, Vanderbilt (1-26-80 at Nashville);
Kentucky (2-12-79 at Lexington); Auburn (1-20-75 at Auburn); Florida (2-26-72 at Gainesville)
- Most Free Throws Attempted:**
56, Kentucky (2-12-79 at Lexington)
- Best Free Throw Percentage (Min. 15 FTM):**
1.000 (19-of-19), Kentucky (1-10-83 at Starkville)
- Best Free Throw Percentage (Min. 20 FTM):**
.972 (35-of-36), Vanderbilt (2-26-86 at Nashville)
- Most Rebounds:**
75, Florida (2-19-55 at Gainesville)
- Most Offensive Rebounds:**
28, Troy State (11-30-93 at Starkville)
- Most Defensive Rebounds:**
41, LSU (11-11-09 at Starkville)
- Most Assists:**
33, Kentucky (1-23-80 at Starkville)
- Most Turnovers:**
37, Southern Miss (12-2-76 at Starkville)
- Most Blocked Shots:**
12, Stanford (12-21-99 at Oakland, CA);
12, Kentucky (2-16-10 at Starkville)
- Most Steals:**
23, Kentucky (1-9-91 at Lexington)

MSU TEAM RECORDS

Most Points Scored:

Game: 123 vs. Troy State (12-5-95)
Season: 2692 (2006-07)

Fewest Points Scored (Since 1950):

Game: 20 vs. Georgia (1-13-82)
Season: 1234 (1952-53)

Most Combined Points Scored:

Game: 216; MSU 110, Vanderbilt 106-OT (12-6-79)

Fewest Combined Points (Since 1950):

Game: 39; MSU 23 at Ole Miss 16 (2-28-59)

Highest Scoring Average:

Season: 84.8 (1956-57)

Lowest Scoring Average (Since 1950):

Season: 49.5 (1981-82)

Most Points Allowed:

Game: 120 vs. Vanderbilt (3-8-69)
Season: 2479 (2008-09)

Fewest Points Allowed (Since 1950):

Game: 16 at Ole Miss (2-28-59)
Season: 1340 (1952-53)

Most Field Goals Made:

Game: 50 vs. SE Louisiana (1-27-64)
Season: 951 (2006-07)

Fewest Field Goals Made (Since 1950):

Game: 8 at Ole Miss (2-28-59)
Season: 433 (1952-53)

Most Field Goals Attempted:

Game: 115 vs. Howard College (12-2-55)
Season: 2071 (2006-07)

Fewest Field Goals Attempted (Since 1954):

Game: 20 vs. Georgia (1-13-82)
Season: 1077 (1981-82)

Highest Field Goal Percentage:

Game (Min. 30 FGA): .710 (22-of-31) at Tennessee (2-17-82)
Season: .513 [892-of-1739] (1978-79)

Most 3-Point Field Goals Made:

Game: 16 vs. Arkansas (2-7-09) & St. Bonaventure (12-05-09)
Season: 296 (2008-09)

Fewest 3-Point Field Goals Made:

Game: 0, Last time: at Alabama (1-18-05)
Season: 58 (1986-87)

Most 3-Point Field Goals Attempted:

Game: 39 at Alabama (2-21-09)
Season: 918 (2009-10)

Fewest 3-Point Field Goals Attempted:

Game: 0 vs. Ole Miss (1-14-87)
Season: 211 (1986-87)

Highest 3-Point Field Goal Percentage:

Game (Min. 10 FGA): .800 (8-of-10) vs. Tennessee-Martin (11-27-91)
Season: .384 [214-of-558] (1995-96)

Most Free Throws Made:

Game: 41 vs. LSU (2-11-09)
Season: 603 (1956-57)

Fewest Free Throws Made (Since 1950):

Game: 0, Last time: vs. Auburn (2-11-95)
Season: 250 (1986-87)

Most Free Throws Attempted:

Game: 58 at Arkansas (12-13-52)
Season: 882 (1956-57)

Fewest Free Throws Attempted (Since 1950):

Game: 0, Last time: vs. Georgia (1-13-82)
Season: 370 (1986-87)

Highest Free Throw Percentage:

Game (Min. 15 FTA): 1.000 (15-of-15) at Tennessee (1-26-74)
Season: .769 [496-of-645] (1967-68)

Most Rebounds:

Game: 85 vs. Louisiana College (12-11-61)
Season: 1406 (2009-10)

Fewest Rebounds (Since 1950):

Game: 11 vs. Ole Miss (2-20-82)
Season: 581 (1981-82)

Highest Rebounding Average:

Season: 50.5 (1956-57)

Lowest Rebounding Average (Since 1950):

Season: 21.5 (1981-82)

Most Offensive Rebounds:

Game: 31 vs. Mississippi Valley St. (11-21-00)
Season: 496 (2000-01)

Most Defensive Rebounds:

Game: 44 vs. Mississippi Valley State (11-21-00); vs. Tennessee Tech (1-5-93)
Season: 1011 (2009-10)

Most Assists:

Game: 34 vs. Chicago State (12-4-75)
Season: 566 (2001-02)

Most Turnovers:

Game: 34 at Evansville (12-17-75)
Season: 583 (2001-02 & 1995-96)

Fewest Turnovers:

Game: 4 vs. Kentucky (1-15-79); 4 vs. Louisiana Tech (11-10-07)
Season: 376 (1984-85)

Most Blocked Shots:

Game: 16 vs. Georgia (1-12-08)
Season: 271 (2008-09 & 2009-10)

Most Steals:

Game: 27 vs. Samford (12-29-75); vs. Southwestern Louisiana (12-6-75)
Season: 294 (2001-02)

Most Dunks:

Game: 15 vs. Troy State (11-30-93)
Season: 145 (2007-08)

Most Personal Fouls:

Game: 41 at Kentucky (2-12-79)
Season: 621 (2001-02)

Most Disqualifications:

Game: 6 at Kentucky (2-12-79)
Season: 34 (1956-57)

LONGEST WINNING STREAKS

- 19 Jan. 15, 1962 to Dec. 15, 1962
- 18 Jan. 5, 1959 to Dec. 7, 1959
- 17 Jan. 31, 1913 to Feb. 10, 1914
- 14 Feb. 15, 1958 to Dec. 30, 1958
- 13 Nov. 22, 2003 to Jan. 10, 2004
- 12 Feb. 28, 1957 to Jan. 6, 1958
- 12 Feb. 20, 1914 to Feb. 6, 1915
- 12 Feb. 16, 1911 to Jan. 24, 1913

LONGEST LOSING STREAKS

- 14 Jan. 7, 1955 to Feb. 21, 1955
- 11 Dec. 12, 1981 to Jan. 23, 1982
- 10 Feb. 10, 1945 to Jan. 18, 1946
- 9 Jan. 17, 1987 to Feb. 14, 1987
- 9 Feb. 4, 1981 to March 4, 1981
- 9 Jan. 26, 1951 to March 1, 1951
- 9 Feb. 4, 1949 to Dec. 3, 1949
- 9 Feb. 5, 1909 to Feb. 8, 1911

LONGEST SEC WINNING STREAKS

- 13 Jan. 15, 1962 to Jan. 5, 1963
- 13 Jan. 5, 1959 to Feb. 28, 1959
- 10 Feb. 22, 1960 to Feb. 11, 1961
- 10 Feb. 17, 1942 to Dec. 18, 1942
- ^9 Mar. 5, 2009 to Jan. 16, 2010
- 8 Jan. 17, 2004 to Feb. 14, 2004
- *8 Feb. 16, 2002 to Mar. 10, 2002
- 7 Feb. 17, 1979 to Jan. 2, 1980
- 7 Jan. 12, 1963 to Feb. 11, 1963

LONGEST SEC LOSING STREAKS

- 16 Feb. 4, 1981 to Jan. 23, 1982
- 16 Feb. 10, 1945 to Feb. 15, 1946
- 11 Feb. 20, 1985 to Jan. 22, 1986
- 11 Jan. 7, 1955 to Feb. 19, 1955
- 9 Jan. 17, 1987 to Feb. 14, 1987

LONGEST HOME WINNING STREAKS

- 35 Jan. 14, 1957 to Dec. 12, 1959
- 25 Dec. 2, 1961 to Dec. 2, 1963
- 19 Feb. 11, 1920 to Feb. 9, 1922
- 14 Jan. 22, 2003 to Jan. 10, 2004
- 14 Jan. 31, 1913 to Jan. 31, 1914
- 13 Jan. 23, 1978 to Jan. 15, 1979
- 13 Feb. 22, 1960 to Feb. 11, 1961
- 12 Feb. 25, 2004 to Feb. 12, 2005
- 11 Feb. 1, 1916 to Feb. 17, 1917
- 10 Feb. 5, 1923 to Feb. 16, 1924
- 10 Feb. 20, 1914 to Feb. 6, 1915

* - Includes 3 SEC Tournament wins

^ - Includes 4 SEC Tournament wins

100 Years Of Bulldog Basketball



SEC STATISTICAL TITLES & LEADERS

SEC Team Statistical Titles

Season	Statistical Category	Statistic
1960-61	Scoring Offense	77.0 ppg
1976-77	Field Goal Percentage Defense	44.0 FG%
1976-77	Rebounding	45.9 rpg
1977-78	Scoring Defense	67.1 ppg
1979-80	Rebounding	42.0 rpg
1980-81	Rebound Margin	+4.9 rpg
1983-84	Rebound Defense	28.1 rpg
1984-85	Rebound Defense	30.1 rpg
1986-87	Scoring Defense	65.5 ppg
1986-87	Free Throw Percentage Defense	66.5 FT%
1987-88	Scoring Defense	65.0 ppg
1987-88	3-Point Field Goal Percentage Defense	31.4 FG%
1990-91	Free Throw Percentage Defense	62.0 FT%
1993-94	Field Goal Percentage Defense	39.1 FG%
1995-96	Field Goal Percen	32.6 rpg
1995-96	Rebound Margin	+6.3 rpg
1998-99	3-Point Field Goal Percentage Defense	30.3 FG%
2000-01	Rebound Defense	33.3 rpg
2000-01	Rebound Margin	+7.9 rpg
2001-02	Field Goal Percentage	48.0 FG%
2001-02	Rebound Margin	+6.5 rpg
2002-03	Scoring Defense	59.7 ppg
2002-03	Field Goal Percentage Defense	40.1 FG%
2002-03	3-Point Field Goal Percentage Defense	32.7 FG%
2002-03	Rebound Margin	+6.2 rpg
2002-03	Steals	8.65 spg
2003-04	Scoring Offense	77.3 ppg
2003-04	Scoring Margin	+10.7 rpg
2003-04	Rebounding	41.0 rpg
2003-04	Rebound Margin	+8.0 rpg
2003-04	Steals	9.33 spg
2004-05	Rebounding	40.9 rpg
2004-05	Rebound Margin	+8.5 rpg
2006-07	Field Goal Percentage Defense	40.3 FG%
2006-07	Rebounding	39.0 rpg
2006-07	Blocked Shots	6.34 bpg
2007-08	Scoring Defense	65.5 ppg
2007-08	Field Goal Percentage Defense	37.0 FG%
2007-08	Rebound Offense	40.7 rpg
2007-08	Blocked Shots	7.85 bpg
2008-09	Blocked Shots	7.53 bpg
2008-09	3-Point Field Goals Made	8.22 pg
2009-10	Blocked Shots	7.5
2009-10	3-Point Field Goals Made	9.1
2009-10	Defensive Rebounds	1011
2010-11	Defensive Rebounds	813
2010-11	3-Point Field Goals Made	7.9

SEC Individual Statistical Leaders

Season	Statistical Category	Statistic
1957-58	Bailey Howell (Scoring)	27.8 ppg
1958-59	Bailey Howell (Scoring)	25.5 ppg
1964-65	Paul Smith (FT%)	92.7 FT%
1973-74	Bill Singletary (FG%)	66.5 FG%
1975-76	Al Perry (Assists)	8.0 apg
1978-79	Wiley Peck (FG%)	64.4 FG%
1978-79	Wiley Peck (Rebounds)	11.3 rpg
1979-80	Rickey Brown (Rebounds)	14.4 rpg
1982-83	Jeff Malone (Scoring)	26.8 ppg
1989-90	Cameron Burns (FG%)	59.7 FG%
1991-92	Tony Watts (FT%)	84.8 FT%
1991-92	Chuck Evans (Assists)	7.8 apg
1991-92	Chuck Evans (Steals)	3.0 spg
1992-93	Chuck Evans (Assists)	8.1 apg
1992-93	Chuck Evans (Steals)	2.8 spg
1994-95	Erick Dampier (FG%)	64.0 FG%
1994-95	Darryl Wilson (3FG/game)	3.1 3pg
1995-96	Darryl Wilson (FT%)	79.6 FT%
1996-97	Tyrone Washington (Blocks)	2.0 bpg
1997-98	Tyrone Washington (FG%)	53.1 FG%
1997-98	Detrick White (Assists)	5.5 apg
1998-99	Detrick White (Assists)	5.6 apg
2001-02	Derrick Zimmerman (Assists)	6.0 apg
2002-03	Derrick Zimmerman (Assists)	5.6 apg
2003-04	Winsome Frazier (Steals)	2.4 spg
2004-05	Lawrence Roberts (Rebounds)	11.0 rpg
2007-08	Jarvis Varnado (Blocked Shots)	5.6 bpg
2008-09	Jarvis Varnado (Blocked Shots)	4.7 bpg
2009-10	Jarvis Varnado (Rebounds)	10.3 rpg
2009-10	Jarvis Varnado (Defensive Rebounds)	7.3 rpg
2009-10	Jarvis Varnado (Blocked Shots)	4.7 bpg
2009-10	Jarvis Varnado (FG%)	58.2 FG%


100 Years Of Bulldog Basketball



Babe McCarthy-coached 1958-59 (top) and 1961-62 (bottom) teams led the nation in won-lost percentage with identical 24-1 records (.960) en route to claiming SEC titles with 13-1 league ledgers.



The tandem of Bailey Howell (left) and Jim Ashmore finished the 1956-57 season ranked sixth (28.3 ppg) and ninth (25.9 ppg), respectively, nationally in scoring.



Bailey Howell (left) ranked among the nation's Top 10 scoring and rebounding leaders during each of his three MSU seasons, while Jeff Malone (right) finished his senior season (1982-83) as the NCAA's No. 2 scoring leader behind Texas Southern's Harry Kelly.



MSU TEAM SUPERLATIVES

MSU'S 100-POINT GAMES

Opponent (Date)	Pts
1. TROY STATE (12-5-95)	123
2. SOUTHEASTERN LA. (11-25-95).....	121
UNION (12-4-58).....	121
4. ALCORN STATE (12-18-90)	120
5. TROY STATE (11-30-93).....	118
6. Louisiana College (12-10-60)	117
7. UNION (12-5-60).....	115
8. HOWARD COLLEGE (12-5-57)	114
9. SOUTHEASTERN LA. (12-1-88)	113
CHICAGO STATE (12-4-75).....	113
SOUTHEASTERN LA. (1-27-64)	113
LOUISIANA COLLEGE (12-11-61).....	113
at Tampa (2-15-57).....	113
14. CENTENARY (11-29-89)	112
15. TENNESSEE TECH (1-5-93).....	110
VANDERBILT [OT] (12-6-79)	110
SAMFORD (12-5-73)	110
18. TENNESSEE TECH (11-26-90)	109
19. HOWARD COLLEGE (12-2-55).....	108
20. ARKANSAS-PINE BLUFF (11-23-99)	107
NE MISSOURI STATE (12-9-76).....	107
at Birmingham-Southern (1-31-52)	107
23. SOUTHEASTERN LA. (11-28-94).....	106
DELTA STATE (1-1-63).....	106
CHRISTIAN BROTHERS (12-19-62)	106
at Delta State (1-29-62).....	106
HOWARD COLLEGE (12-3-56)	106
28. ST. BONAVENTURE (12-5-09).....	105
AUBURN (3-2-04)	105
Arkansas-Pine Bluff (11-17-98)	105
LOUISIANA TECH (12-2-63).....	105
at Florida (2-14-59)	105
33. Jacksonville State (12-15-05)	104
FLORIDA A&M (12-20-04)	104
Louisiana-Monroe (12-15-01).....	104
OLE MISS [4OT] (1-24-90)	104
FLORIDA [2OT] (2-3-75)	104
38. MISSISSIPPI COLLEGE (1-8-51)	103
39. NORTH ALABAMA (11-10-08)	102
ALABAMA A&M (11-30-00)	102
FLORIDA INTERNATIONAL (12-6-82)....	102
VANDERBILT (1-29-77)	102
SEWANEE (12-7-70).....	102
ARKANSAS STATE (12-17-56).....	102
45. BRADLEY (3-17-07).....	101
OLE MISS [2OT] (1-11-79).....	101
OLE MISS (1-23-65)	101
48. ALABAMA A&M (12-2-02)	100
JACKSONVILLE (11-30-02).....	100
OLE MISS (1-27-75)	100
at Ole Miss (1-30-56)	100

OPPONENT 100-POINT GAMES

Opponent (Date)	Pts
1. VANDERBILT (3-8-69)	120
2. KENTUCKY (3-8-75).....	118
3. at Arkansas (2-20-93)	115
4. at Louisville (12-8-54)	113
5. at Kentucky (2-1-75)	112
6. at Kentucky (1-5-70)	111
at LSU (12-22-67)	111
8. at Tulane (2-6-56)	110
at Kentucky (2-11-52).....	110
10. at Tennessee (2-24-75).....	109
at LSU (2-2-70)	109
12. at Kentucky (3-4-74)	108
13. FLORIDA [2OT] (2-3-75).....	107
at Kentucky (2-17-68).....	107
15. VANDERBILT [OT] (12-6-79)	106
16. at Memphis State (1-27-56)	105
17. at Vanderbilt (3-9-72)	104
at Kentucky (1-10-72).....	104
at Virginia Tech (12-19-64).....	104
at Tennessee (2-8-58).....	104
21. at Austin Peay State (1-22-92)	103
KENTUCKY (2-18-67).....	103
at LSU (1-14-52)	103
24. OLE MISS [4OT] (1-24-90)	102
at Kentucky (12-4-89).....	102
at Missouri (12-7-74).....	102
at Kentucky (2-8-71).....	102
at Vanderbilt (12-14-68)	102
at Florida State (2-21-55).....	102
at Arkansas (12-13-52).....	102
31. at Florida (1-7-87)	100
at Kentucky [OT] (2-12-73).....	100
at Vanderbilt (1-13-62).....	100

MSU'S BIGGEST WINS

Opponent (Date)	Score	Mar
1. BROWNSVILLE (1-22-1909)	75-0	+75
2. LOYOLA [N.O.] (12-14-96).....	98-32	+66
OLE MISS (2-26-14)	84-18	+66
4. at Columbus AC (1-24-09)	61-1	+60
5. HOWARD COL. (12-5-57).....	114-57	+57
at Meridian (12-19-24).....	65-8	+57
7. UNION (12-5-60).....	115-59	+56
8. ALCORN STATE (12-18-90) ..	120-65	+55
MILLSAPS COL. (1-14-14)	63-8	+55
10. OLE MISS (2-25-14)	68-15	+53
11. ST. BONAVENTURE (12-5-09)..	105-53	+52
Arkansas-PB (11-17-98).....	105-53	+52
SE-LA. (12-1-88)	113-61	+52
14. MISSISSIPPI COL. (1-8-51) ...	103-52	+51
15. TROY STATE (12-5-95)	123-73	+50
MISSISSIPPI CO. (1-15-15).....	53-3	+50
MISSISSIPPI CO. (1-14-15).....	50-0	+50
18. NE MISSOURI ST. (12-9-76) ..	107-58	+49
19. UNION (2-1-12).....	66-18	+48
UNION (2-16-11)	66-18	+48
21. HOWARD COL. (2-11-20).....	56-10	+46

MSU'S BIGGEST WINS (SINCE 1950)

Opponent (Date)	Score	Mar
1. LOYOLA [N.O.] (12-14-96)	98-32	+66
2. HOWARD COL. (12-5-57)	114-57	+57
3. UNION (12-5-60)	115-59	+56
4. ALCORN STATE (12-18-90)	120-65	+55
5. ST. BONAVENTURE (12-5-09).....	105-53	+52
Arkansas-PB (11-17-98)	105-53	+52
SE-LA. (12-1-88)	113-61	+52
8. MISSISSIPPI CO. (1-8-51)	103-52	+51
9. TROY STATE (12-5-95)	123-73	+50
10. NE MISSOURI ST. (12-9-76)	107-58	+49
11. TENNESSEE TECH (1-5-93)	110-65	+45
Prairie View A&M (11-29-91)	97-52	+45
at Southwestern (12-6-58)	91-46	+45
14. LOUISIANA TECH (12-2-63)	105-61	+44
15. SE-LA. (11-25-95)	121-78	+43
LOUISIANA CO. (12-11-61)	113-70	+43
UNION (12-4-58)	121-78	+43
HOWARD COL. (12-2-55)	108-65	+43
19. Jacksonville State (12-22-04)	95-53	+42
ALABAMA A&M (12-2-02)	100-58	+42
ALABAMA A&M (11-30-00)	102-60	+42
OLE MISS (1-14-95)	94-52	+42
23. NORTH ALABAMA (11-19-08)	102-61	+41
24. LOUISIANA TECH (12-7-02)	78-38	+40
ARK.-PINE BLUFF (11-23-99)	107-67	+40
N'WESTERN ST. (1-16-95)	98-58	+40
KY. WESLEYAN (11-27-76)	89-49	+40
SE-LA. (1-27-64)	113-73	+40
ARKANSAS (12-15-51)	79-39	+40

MSU'S BIGGEST LOSSES

Opponent (Date)	Score	Mar
1. at Arkansas (2-20-93)	58-115	-57
2. at Alabama (1-18-05)	49-98	-49
at Louisville (12-8-54).....	64-113	-49
4. at Houston (12-18-81).....	49-96	-47
at Vanderbilt (2-14-49).....	43-90	-47
6. at Florida (1-7-87)	56-100	-44
at Kentucky (2-11-52).....	66-110	-44
8. at LSU (2-8-46)	31-73	-42
9. VANDERBILT (2-27-93)	39-80	-41
at Kentucky (1-6-88).....	52-93	-41
11. at Kentucky (3-4-74)	69-108	-39
12. KENTUCKY (3-8-75).....	80-118	-38
at Tulane (2-6-56).....	72-110	-38
14. VANDERBILT (3-8-69)	83-120	-37
OLE MISS (2-10-45)	24-61	-37
16. at LSU (2-13-35)	31-67	-36
17. at Kentucky (1-5-70)	76-111	-35
at LSU (2-27-53)	47-82	-35
at Ole Miss (2-27-51)	60-95	-35
at Vanderbilt (2-13-50).....	50-85	-35
at LSU (1-29-45)	27-62	-35
at Alabama (2-24-36)	19-54	-35

100 Years Of Bulldog Basketball



MSU TEAM SUPERLATIVES

REBOUNDS

Opponent (Date)	Rebs
1. LOUISIANA COLLEGE (12-11-61)	85
2. UNION (12-5-60)	82
3. NORTHEAST LOUISIANA (1-27-62)	76
4. MISSISSIPPI VALLEY ST. (11-21-00)	75
5. Cincinnati (11-30-79)	71
SOUTHWESTERN LA. (12-4-61)	71
7. SOUTHWESTERN (12-7-57)	70
8. TULANE (2-4-63)	68
DELTA STATE (1-3-61)	68
SOUTHEASTERN LA. (12-3-60)	68
11. BIRMINGHAM-SOUTHERN (12-7-77)	67
Louisiana College (12-10-60)	67
13. Northwestern State (11-21-98)	66
NORTHEAST MISSOURI ST. (12-9-76)	66
at Virginia Tech (12-19-64)	66
16. at LSU (2-23-63)	65
GEORGIA TECH (1-14-63)	65

FIELD GOALS MADE

Opponent (Date)	FGM
1. SOUTHEASTERN LA. (1-27-64)	50
2. Louisiana College (12-10-60)	49
MISSISSIPPI COLLEGE (1-8-51)	49
4. CHICAGO STATE (12-4-75)	48
CHRISTIAN BROTHERS (12-19-62)	48
6. TROY STATE (12-5-95)	47
VANDERBILT (12-6-79)	47
SAMFORD (12-5-73)	47
at Delta State (1-29-62)	47
10. FLORIDA (2-3-75)	46
UNION (12-4-58)	46
12. Louisiana-Monroe (12-15-01)	45
NICHOLLS STATE (11-17-01)	45
TROY STATE (11-30-93)	45
OLE MISS (1-27-75)	45
HOWARD COLLEGE (12-5-57)	45
HOWARD COLLEGE (12-3-56)	45
HOWARD COLLEGE (12-2-55)	45

FIELD GOALS ATTEMPTED

Opponent (Date)	FGA
1. HOWARD COLLEGE (12-2-55)	115
2. UNION (12-5-60)	112
3. LOUISIANA COLLEGE (12-11-61)	107
4. SOUTHEASTERN LA. (1-27-64)	105
5. at Virginia Tech (12-19-64)	103
6. SOUTHWESTERN (12-12-55)	101
at Tennessee (2-23-52)	101
8. TENNESSEE (1-5-53)	99
9. DELTA STATE (12-9-61)	98
10. LOUISIANA COLLEGE (12-12-59)	97
11. at Ole Miss (2-17-73)	96
CHRISTIAN BROTHERS (12-19-62)	96
13. at Delta State (1-29-62)	95
14. TULANE (2-4-63)	94
15. at Kentucky (2-12-73)	93
16. GEORGIA (2-20-56)	92

3-POINT FIELD GOALS MADE

Opponent (Date)	FGM
1. ARKANSAS (2-7-09)	16
ST. BONAVENTURE (12-5-09)	16
3. North Carolina A&T (12-12-10)	15
4. at Kentucky (2-3-09)	14
WESTERN KENTUCKY (1-5-09)	14
SANTA CLARA (12-3-05)	14
AUBURN (3-2-04)	14
ALABAMA (3-4-00)	14
OLD DOMINION (12-19-96)	14
CENTENARY (12-22-09)	14

11. LSU (2-3-07)	13
NICHOLLS STATE (11-21-04)	13
SOUTH CAROLINA (3-3-01)	13
CENTENARY (12-11-99)	13
at Tennessee (1-16-93)	13

3-POINT FIELD GOALS ATT.

Opponent (Date)	FGA
1. KENTUCKY (2-16-10)	35
at Alabama (2-21-09)	35
NICHOLLS STATE (11-21-04)	35
4. AUBURN (2-13-10)	34
at Vanderbilt (2-3-10)	34
at Auburn (2-14-09)	34
AUBURN (2-11-95)	34
8. at Auburn (3-3-10)	33
MISSISSIPPI VALLEY ST. (12-28-09)	33
TROY (12-10-05)	33
11. TENNESSEE (3-6-10)	32
UCLA (3-23-95)	32
13. GEORGIA (1-16-10)	31
at Auburn (3-1-95)	31
15. North Carolina A&T (12-12-10)	30
at Tennessee (2-25-09)	30
AUBURN (2-28-09)	30
FLORIDA STATE (3-20-07)	30
ALABAMA (3-4-07)	30
at Alabama (2-7-07)	30
AUBURN (3-2-04)	30
LSU (1-24-01)	30
Miami, FL (12-28-90)	30
at South Alabama (12-15-07)	30

FREE THROWS MADE

Opponent (Date)	FTM
1. LSU (2-11-09)	41
2. AUBURN (2-19-73)	40
3. SOUTHEASTERN LA. (12-1-88)	39
at Arkansas (12-13-52)	39
5. Old Dominion (1-1-97)	36
DELTA STATE (1-1-63)	36
7. Hawaii (1-3-73)	35
NORTHEAST LOUISIANA (1-27-62)	35
FLORIDA (2-15-60)	35
GEORGIA TECH (1-10-59)	35
at Memphis State (1-27-56)	35
12. at Missouri (12-7-74)	34
George Washington (12-28-63)	34
at Vanderbilt (1-13-62)	34
at Florida (2-16-57)	34
16. ARKANSAS STATE (12-8-01)	33
Louisiana-Lafayette (12-28-00)	33
OLE MISS (1-11-79)	33
at Tennessee (2-10-62)	33
20. ARKANSAS (2-27-02)	32
OLE MISS (1-27-01)	32
AUBURN (1-3-93)	32
SOUTHERN MISSISSIPPI (12-2-76)	32
at Georgia (1-29-73)	32
VANDERBILT (1-14-61)	32
SPRING HILL (12-13-60)	32

FREE THROWS ATTEMPTED

Opponent (Date)	FTA
1. at Arkansas (12-13-52)	58
2. SOUTHEASTERN LA. (12-1-88)	56
3. LSU (2-11-09)	52
4. Tennessee (3-10-94)	51
5. OLE MISS (2-12-94)	50
6. at Memphis State (1-27-56)	49
7. ARKANSAS-LITTLE ROCK (11-21-01)	48
AUBURN (2-19-73)	48

at LSU (1-30-60)	48
10. NORTHWESTERN STATE (11-29-97)	47
Old Dominion (1-1-97)	47
at Vanderbilt (1-13-62)	47
13. OLE MISS (1-11-79)	46
SOUTHERN MISSISSIPPI (12-2-76)	46
at Georgia (2-20-61)	46
16. ARKANSAS (2-27-02)	45
OLE MISS (1-14-95)	45
at LSU (2-22-57)	45
at Florida (2-16-57)	45
20. ARKANSAS STATE (12-8-01)	44
OLE MISS (1-27-01)	44
AUBURN-MONTGOMERY (11-27-81)	44
Hawaii (1-3-73)	44
George Washington (12-28-63)	44
at LSU (2-3-62)	44
GEORGIA TECH (1-10-59)	44
KENTUCKY (2-11-57)	44
UNION (11-30-56)	44
at LSU (2-4-56)	44

ASSISTS

Opponent (Date)	Asst
1. CHICAGO STATE (12-4-75)	34
2. TROY STATE (11-30-93)	32
Cincinnati (11-30-79)	32
NORTHEAST MISSOURI ST. (12-9-76)	32
5. Louisiana-Monroe (12-15-01)	31
TROY STATE (12-5-95)	31
7. ALCORN STATE (12-18-90)	30
LSU (2-15-75)	30
SAMFORD (12-5-73)	30
10. FLORIDA TECH (2-8-94)	28
TENNESSEE TECH (11-26-90)	28
MISSOURI WESTERN (1-27-76)	28
LSU (1-19-76)	28

BLOCKED SHOTS

Opponent (Date)	BS
1. GEORGIA (1-12-08)	16
2. FAIRLEIG DICKINSON (11-22-08)	15
CENTENARY (11-15-09)	15
New Orleans (12-21-06)	15
KENTUCKY (1-15-08)	15
6. TEXAS-PAN AMERICAN (11-24-09)	14
NE MISSOURI ST. (12-9-76)	14
8. ARKANSAS (1-14-10)	13
WRIGHT STATE (12-16-09)	13
at Kentucky (2-3-09)	13
NORTH ALABAMA (11-19-08)	13
12. Troy (11-26-10)	12
ALABAMA (2-24-10)	12
MISSISSIPPI VALLEY ST. (12-28-09)	12
LOUISIANA-MONROE (11-17-08)	12
Loyola Marymount (12-19-07)	12
Miami [FL] (12-13-07)	12
ALABAMA (3-4-07)	12
FLORIDA (2-1-05)	12
Northwestern State (11-21-98)	12
BRIGHAM YOUNG (12-2-95)	12
MISSOURI-KANSAS CITY (2-2-94)	12

STEALS

Opponent (Date)	Stl
1. SAMFORD (12-29-75)	27
SOUTHWESTERN LA. (12-6-75)	27
3. NICHOLLS STATE (11-17-01)	20
4. SOUTHEASTERN LA. (12-1-88)	19
SOUTHERN MISSISSIPPI (12-11-84)	19
6. Prairie View A&M (11-29-91)	18
TENNESSEE-MARTIN (11-27-91)	18

100 Years Of Bulldog Basketball

MSU TEAM SEASON HIGHS

GAMES PLAYED

GP	Season
1. 36	2009-10
36	2008-09
3. 35	2006-07
35	2001-02
5. 34	2007-08
34	2004-05
34	1995-96
8. 33	1998-99
9. 31	2010-11
31	2002-03
31	2000-01
11. 30	2005-06
30	2003-04
30	1999-00
30	1997-98
30	1996-97
30	1994-95
30	1989-90
30	1985-86

WINS

W	Season
1. 27	2001-02
2. 26	2003-04
26	1995-96
4. 24	2009-10
24	1961-62
24	1958-59
7. 23	2008-09
23	2007-08
23	2004-05
10. 22	1994-95
22	1962-63
12. 21	2006-07
21	2002-03
14. 20	1998-99
20	1990-91
20	1957-58

SEC WINS

W	Season
1. 14	2003-04
2. 13	1990-91
13	1977-78
13	1961-62
13	1958-59
13	1942-43
7. 12	2007-08
12	1994-95
12	1962-63
10. 11	1978-79
11	1960-61
12. 10	2001-02
10	1995-96
10	1965-66

LOSSES

L	Season
1. 22	1985-86
2. 21	1986-87
3. 19	1983-84
19	1981-82
19	1980-81
6. 18	1996-97
18	1969-70
8. 17	1974-75
17	1968-69
17	1967-68
17	1963-64
17	1954-55

SEC LOSSES

L	Season
1. 15	1986-87
15	1985-86
15	1980-81
15	1969-70
5. 14	1983-84
14	1981-82
14	1972-73
8. 13	1974-75
13	1967-68
13	1945-46

WINNING PERCENTAGE

Pct	(W-L)	Season
1. .960	(24-1)	1961-62
.960	(24-1)	1958-59
3. .867	(26-4)	2003-04
4. .800	(20-5)	1957-58
5. .786	(22-6)	1962-63
6. .771	(27-8)	2001-02
7. .765	(26-8)	1995-96
8. .760	(19-6)	1960-61
9. .733	(22-8)	1994-95
10. .708	(17-7)	1926-27

SEC WINNING PERCENTAGE

Pct	(W-L)	Season
1. .929	(13-1)	1961-62
.929	(13-1)	1958-59
3. .875	(14-2)	2003-04
4. .857	(12-2)	1962-63
5. .786	(11-3)	1960-61
6. .750	(12-4)	2007-08
.750	(12-4)	1994-95
8. .722	(13-5)	1990-91
.722	(13-5)	1977-78
10. .650	(13-7)	1942-43
11. .643	(9-5)	1957-58
.643	(9-5)	1956-57
.643	(9-5)	1935-36

POINTS SCORED

Pts	Season
1. 2692	2006-07
2. 2677	2008-09
3. 2622	2009-10
4. 2582	2001-02
5. 2489	2007-08
6. 2484	1995-96
7. 2466	2004-05
8. 2342	1990-91
9. 2323	2000-01
10. 2318	2003-04
2318	1989-90
12. 2279	1998-99

SCORING AVERAGE

Avg	Season
1. 84.8	1956-57
2. 81.0	1974-75
3. 80.8	1990-91
4. 80.1	1976-77
5. 77.9	1973-74
6. 77.7	1972-73
7. 77.3	1975-76
77.3	2003-04
77.3	1989-90
10. 77.0	1960-61

FIELD GOALS MADE


FGM	Season
1. 951	2006-07
2. 943	2001-02
3. 897	2009-10
4. 892	1978-79
5. 890	2008-09
6. 885	2007-08
7. 881	1995-96
8. 870	2004-05
870	1974-75
10. 859	1990-91

FIELD GOALS ATTEMPTED

FGA	Season
1. 2071	2006-07
2. 2065	2009-10
3. 2058	2008-09
4. 1965	2001-02
1965	1955-56
6. 1958	2004-05
7. 1922	2007-08
8. 1898	1998-99
9. 1890	2000-01
10. 1883	1976-77

FIELD GOAL PERCENTAGE

Pct	Season
1. .513	1978-79
2. .512	1984-85
3. .508	1982-83
4. .500	1981-82
5. .494	1988-89
6. .486	1973-74
7. .483	1977-78
8. .482	1991-92
9. .481	1975-76
10. .480	1990-91
.480	2001-02



Barry Stewart and his 2009-10 teammates combined for 2,622 points, third-highest in school history.

100 Years Of Bulldog Basketball



MSU TEAM SEASON HIGHS

3-POINT FIELD GOALS MADE :

FGM	Season
1. 329	2009-10
2. 296	2008-09
3. 275	2006-07
4. 246	2010-11
5. 240	1994-95
6. 235	2007-08
7. 214	1995-96
8. 200	1999-00

3-POINT FIELD GOALS ATT.

FGA	Season
1. 918	2009-10
2. 819	2008-09
3. 775	2006-07
4. 703	2007-08
5. 680	2010-11
6. 643	1994-95
7. 596	1998-99
8. 593	1999-00

3-POINT FIELD GOAL PCT.

Pct	Season
1. .384	1995-96
2. .375	1992-93
3. .373	1994-95
4. .370	1991-92
5. .365	1987-88

FREE THROWS MADE

FTM	Season
1. 603	1956-57
2. 601	2008-09
3. 534	1960-61
4. 532	1958-59
5. 527	2004-05
6. 521	1989-90
7. 518	1962-63
8. 515	2006-07
508	1995-96
10. 504	2001-02

FREE THROWS ATTEMPTED

FTA	Season
1. 882	1956-57
2. 847	2008-09
3. 792	2004-05
4. 774	2006-07
5. 772	2001-02
6. 771	1993-94
7. 749	1960-61
8. 749	2007-08
9. 730	1971-72
10. 729	1962-63

FREE THROW PERCENTAGE

Pct	Season
1. .769	1967-68
2. .760	1958-59
3. .757	1973-74
4. .750	1961-62
5. .734	1957-58
6. .730	1970-71
7. .724	1972-73
8. .723	2010-11
.723	1983-84
.723	1964-65
11. .719	1969-70

REBOUNDS

Rebs	Season
1. 1406	2009-10
2. 1389	2004-05
3. 1385	2007-08
1385	2008-09
5. 1364	2006-07
6. 1359	2001-02
7. 1332	1998-99
1332	1962-63
9. 1325	1995-96
10. 1277	2000-01

REBOUNDING AVERAGE

Avg	Season
1. 50.5	1956-57
2. 49.0	1961-62
3. 47.6	1962-63
4. 46.8	1965-66
5. 46.2	1960-61
6. 46.2	1955-56
7. 45.9	1976-77
8. 43.3	1967-68
9. 43.0	1957-58
10. 42.7	1974-75

OFFENSIVE REBOUNDS

OR	Season
1. 496	2000-01
2. 492	2004-05
3. 456	2001-02
4. 444	2003-04
5. 443	2006-07
6. 411	1998-99
7. 410	2007-08
8. 408	2008-09
9. 402	2005-06
10. 395	2009-10

DEFENSIVE REBOUNDS

DR	Season
1. 1011	2009-10
2. 977	2008-09
3. 975	2007-08
4. 921	2006-07
5. 903	2001-02
6. 897	2004-05
7. 845	1995-96
8. 820	1998-99
9. 813	2010-11
10. 787	2003-04

ASSISTS

Ast	Season
1. 566	2001-02
2. 520	1995-96
3. 513	1990-91
4. 512	2006-07
5. 483	1992-93
483	1975-76
7. 477	1976-77
8. 475	2004-05
9. 469	1994-95
10. 468	1991-92

BLOCKED SHOTS

BS	Season
1. 271	2009-10
271	2008-09
3. 267	2007-08
4. 222	2006-07
5. 175	1995-96
6. 151	1976-77
7. 144	1993-94
8. 141	1994-95
9. 136	2005-06
10. 132	2003-04

STEALS

Stl	Season
1. 294	2001-02
2. 280	2003-04
3. 268	2002-03
4. 255	1991-92
5. 250	2008-09
6. 245	2006-07
7. 239	1992-93
8. 237	1975-76
9. 233	1990-91
10. 232	2004-05

DUNKS

D	Season
1. 145	2007-08
2. 116	2002-03
3. 113	1995-96
4. 110	2006-07
5. 105	2008-09
6. 103	1993-94
7. 98	2003-04
8. 96	2005-06
96	2001-02
10. 88	2000-01

TURNOVERS

TO	Season
1. 583	2001-02
583	1995-96
3. 541	1991-92
4. 536	1998-99
536	1993-94
6. 525	1996-97
7. 520	2005-06
8. 518	1975-76
518	2008-09
10. 509	1976-77
509	2007-08

PERSONAL FOULS

PF	Season
1. 621	2001-02
2. 610	1976-77
3. 605	2000-01
4. 604	2008-09
5. 602	1998-99
6. 601	2006-07
7. 600	1993-94
8. 598	1980-81
9. 591	1989-90
10. 582	1990-91

100 Years Of Bulldog Basketball



MSU STATISTICAL TRENDS

Season (Record)	GP	FGM-FGA	FG%	3GM-3GA	3G%	FTM-FTA	FT%	Rebs-Avg	PF-D	Ast	TQ	BS	Stl	Pts-Avg
1956-57 (17-8)	MSU OPP	25 25	759-1774 641-1881	.428 .341		603-882 643-897	.684 .717	1263-50.5 1063-42.5	527 533					2121-84.8 1924-77.0
1957-58 (20-5)	MSU OPP	25 25	674-1628 584-1687	.414 .346		495-674 402-624	.734 .644	1076-43.0 870-34.8	464 477					1843-73.7 1568-62.7
1958-59 (24-1)	MSU OPP	25 25	663-1453 544-1491	.456 .365		532-700 393-577	.760 .681	1012-40.5# 707-28.3	422 495					1858-74.3 1478-59.1
1959-60 (12-13)	MSU OPP	25 25	622-1516 609-1508	.410 .404		430-620 441-611	.694 .722	971-38.8 953-38.1	453 446					1673-66.9 1659-66.4
1960-61 (19-6)	MSU OPP	25 25	696-1574 572-1474	.442 .388		534-749 493-685	.713 .720	1156-46.2 948-37.9	515 492					1925-77.0* 1636-65.4
1961-62 (24-1)	MSU OPP	25 25	711-1682 588-1634	.423 .360		498-664 366-526	.750 .696	1225-49.0 958-38.3	432 488					1920-76.8 1537-61.5
1962-63 (22-6)	MSU OPP	28 28	793-1772 678-1696	.448 .400		518-729 519-780	.711 .665	1332-47.6 1136-40.6	533 547					2104-75.1 1875-67.0
1963-64 (9-17)	MSU OPP	26 26	720-1725 705-1637	.417 .431		373-520 447-623	.717 .717	1045-40.2 1216-46.8	467 421					1813-69.7 1857-71.4
1964-65 (10-16)	MSU OPP	26 26	733-1714 783-1728	.428 .453		438-606 460-642	.723 .717	1034-39.8 1104-42.5	499 466					1904-73.2 2026-77.9
1965-66 (14-11)	MSU OPP	25 25	739-1687 713-1654	.438 .431		388-544 402-550	.713 .731	1170-46.8 1028-41.1	467 446					1866-74.6 1828-73.1
1966-67 (14-11)	MSU OPP	25 25	667-1496 646-1463	.446 .442		435-618 430-584	.704 .736	1048-41.9 971-38.8	465 470					1769-70.8 1722-68.9
1967-68 (9-17)	MSU OPP	26 26	676-1635 769-1776	.413 .433		496-645 446-618	.769 .722	1127-43.3 1160-44.6	493 495					1848-71.1 1984-76.3
1968-69 (8-17)	MSU OPP	25 25	668-1651 777-1656	.405 .469		409-569 440-605	.719 .727	957-38.3 1213-48.5	464 445					1745-69.8 1994-79.8
1969-70 (6-18)	MSU OPP	24 24	695-1693 753-1675	.411 .450		379-527 417-580	.719 .719	1023-42.6 1198-49.9	443 410	310 306				1769-73.7 1923-80.1
1970-71 (15-10)	MSU OPP	25 25	668-1479 675-1426	.452 .473		474-649 450-614	.730 .733	877-35.1 994-39.8	487 505	335 278				1810-72.4 1800-72.0
1971-72 (13-13)	MSU OPP	26 26	712-1670 694-1528	.426 .454		480-730 559-801	.658 .698	1087-41.8 1152-44.3	565 558	294 333				1904-73.2 1947-74.9
1972-73 (11-15)	MSU OPP	26 26	812-1813 829-1780	.448 .466		397-548 411-539	.724 .763	1030-39.6 1118-43.0	545 575	389 476				2021-77.7 2069-79.6
1973-74 (16-10)	MSU OPP	26 26	825-1698 796-1710	.486 .465		374-494 374-540	.757 .693	1047-40.3 1016-39.1	555 538	411 372				2024-77.8 1932-74.3
1974-75 (9-17)	MSU OPP	26 26	870-1859 911-1852	.468 .492		366-538 417-584	.680 .714	1110-42.7 1079-41.5	575 560	404 436	501 433	42 74	146 148	2106-81.0 2239-86.1
1975-76 (13-13)	MSU OPP	26 26	828-1720 795-1675	.481 .475		353-531 360-520	.665 .692	1050-40.4 971-37.3	524 542	483 478	518 516	121 109	237 202	2009-77.3 1950-75.0
1976-77 (14-13)	MSU OPP	27 27	854-1883 782-1776 *	.454 .440		454-657 449-658	.691 .682	1240-45.9* 1097-40.6	610 622	477 460	509 533	151 72	204 214	2162-80.1 2013-74.6
1977-78 (18-9)	MSU OPP	27 27	768-1590 728-1575	.483 .462		379-582 357-488	.651 .732	1036-38.4 892-33.0	496 570	417 398	467 417	108 102	222 195	1915-70.9 1813-67.1*
1978-79 (19-9)	MSU OPP	28 28	892-1739 806-1716	.513 .470		359-546 348-490	.658 .710	1063-38.0 924-33.0	542 567	437 432	423 439	101 70	187 162	2143-76.5 1960-70.0
1979-80 (13-14)	MSU OPP	27 27	827-1779 820-1766	.465 .464		355-516 390-554	.688 .704	1134-42.0* 1004-37.2	547 500	394 459	420 361	109 70	168 176	2009-74.4 2030-75.2
1980-81 (8-19)	MSU OPP	27 27	726-1532 731-1496	.474 .489		342-534 438-654	.640 .670	1008-37.3 876-32.4	598 540	350 384	426 347	74 39	124 173	1794-66.4 1900-70.4
1981-82 (8-19)	MSU OPP	27 27	539-1077 599-1138	.500 .526		259-403 354-499	.643 .709	581-21.5 708-26.2	484 484	322 333	407 361	51 50	179 199	1337-49.5 1552-57.5
1982-83 (17-12)	MSU OPP	29 29	791-1558 743-1502	.508 .495		419-589 372-551	.711 .675	893-30.8 884-30.5	561 578	415 393	431 467	94 65	221 169	2001-69.0 1858-64.1
1983-84 (9-19)	MSU OPP	28 28	627-1327 662-1331	.472 .497		332-459 355-503	.723 .706	750-26.8 786-28.1	511 * 475	370 368	397 388	43 55	186 194	1586-56.6 1679-60.0
1984-85 (13-15)	MSU OPP	28 28	755-1476 724-1431	.512 .506		298-444 344-498	.671 .691	787-28.1 843-30.1*	521 472	453 365	376 391	60 57	218 209	1808-64.6 1792-64.0
1985-86 (8-22)	MSU OPP	30 30	757-1608 817-1590	.471 .514		304-443 364-506	.686 .719	881-29.4 910-30.3	520 477	441 458	441 401	53 62	187 219	1818-60.6 1998-66.6

100 Years Of Bulldog Basketball



MSU STATISTICAL TRENDS

Season (Record)	GP	FGM-FGA	FG%	3GM-3GA	3G%	FTM-FTA	FT%	Rebs-Avg	PF-D	Ast	TO	BS	Stl	Pts-Avg	
1986-87 (7-21)	MSU OPP	28 28	652-1553 722-1467	.420 .492	58-211 106-233	.275 .455	250-370 283-427	.676 *.663	914-32.6 924-33.0	469-18 376-11	360 313	391 347	23 85	142 176	1612-57.6 1834-65.5*
1987-88 (14-15)	MSU OPP	29 29	694-1587 694-1585	.437 .438	100-274 89-283 *	.365 .315	320-482 408-578	.664 .706	981-33.8 1009-34.8	540-8 491-10	329 331	492 460	86 71	195 244	1808-62.4 1885-65.0*
1988-89 (13-15)	MSU OPP	28 28	787-1593 753-1607	.494 .469	88-270 119-328	.326 .363	406-591 465-649	.687 .717	967-34.5 944-33.7	566-18 552-20	401 402	390 363	71 67	183 188	2068-73.9 2090-74.6
1989-90 (16-14)	MSU OPP	30 30	825-1756 809-1794	.470 .451	147-419 150-390	.351 .385	521-727 475-677	.717 .702	1122-37.4 1064-35.5	591-13 618-15	432 418	440 420	86 73	195 185	2318-77.3 2243-74.8
1990-91 (20-9)	MSU OPP	29 29	859-1789 808-1801	.480 .449	133-395 156-432	.337 .361	491-704 401-647	.697 *.620	1104-38.1 1081-37.3	582-14 605-14	513 436	461 504	71 89	233 228	2342-80.8 2173-74.9
1991-92 (15-13)	MSU OPP	28 28	817-1695 772-1729	.482 .447	114-308 133-423	.370 .314	407-648 434-649	.628 .669	1091-39.0 1003-35.8	549-14 555-13	468 434	541 488	77 81	255 265	2155-77.0 2111-75.4
1992-93 (13-16)	MSU OPP	29 29	772-1705 772-1713	.453 .451	134-357 130-395	.375 .329	356-530 475-707	.672 .672	1031-35.6 1072-37.0	576-21 520-8	483 400	474 461	104 105	239 229	2034-70.1 2149-74.1
1993-94 (18-11)	MSU OPP	29 29	785-1719 709-1812	.457 *.391	141-452 171-528	.312 .324	474-771 470-740	.615 .635	1196-41.2 1140-39.3	600-16 619-25	457 356	536 488	144 106	214 280	2185-75.4 2059-71.0
1994-95 (22-8)	MSU OPP	30 30	766-1721 698-1821	.445 .383	240-643 168-553	.373 .304	429-618 373-568	.694 .657	1184-39.5 1097-36.6	544-9 560-12	469 343	492 453	141 103	202 226	2201-73.4 1937-64.6
1995-96 (26-8)	MSU OPP	34 34	881-1842 803-2084	.478 *.385	214-558 241-741	.384 .325	508-714 383-543	.712 .705	1325-39.0 1110-32.7*	553-6 627-17	520 388	583 465	175 94	222 267	2484-73.1 2230-65.6
1996-97 (12-18)	MSU OPP	30 30	698-1653 757-1867	.422 .406	137-410 194-622	.334 .312	441-646 345-499	.683 .691	1114-37.1 1158-38.6	492-15 577-18	391 362	525 465	107 97	187 266	1974-65.8 2053-68.4
1997-98 (15-15)	MSU OPP	30 30	806-1774 731-1763	.454 .415	136-426 200-592	.319 .338	383-605 391-552	.633 .708	1112-37.1 1089-36.3	528-13 544-10	437 331	421 446	90 89	204 195	2131-71.0 2053-68.4
1998-99 (20-13)	MSU OPP	33 33	838-1898 786-1970	.442 .399	182-596 184-608	.305 *.303	421-647 373-558	.651 .669	1332-40.4 1122-34.0	602-15 584-16	443 347	536 446	119 123	201 239	2279-69.1 2129-64.5
1999-00 (14-16)	MSU OPP	30 30	803-1772 770-1776	.453 .434	200-593 196-563	.337 .348	362-541 377-540	.669 .698	1113-37.1 1019-34.0	521-14 510-11	385 395	456 392	105 120	184 205	2168-72.3 2113-70.4
2000-01 (18-13)	MSU OPP	31 31	845-1890 769-1811	.447 .425	176-551 226-665	.319 .340	457-693 426-620	.659 .687	1277-41.2 1031-33.3*	605-12 621-18	424 385	479 452	91 116	205 200	2323-74.9 2190-70.6
2001-02 (27-8)	MSU OPP	35 35	943-1965 854-2072	*.480 .412	192-551 214-710	.348 .301	504-772 412-599	.653 .688	1359-38.8 1133-32.4	621-10 693-19	566 398	583 550	123 95	294 275	2582-73.8 2334-66.7
2002-03 (21-10)	MSU OPP	31 31	806-1718 670-1672	.469 *.401	173-507 192-587	.341 *.327	366-543 320-476	.674 .672	1148-37.0 957-30.9	490-8 530-7	445 304	479 491	116 90	*268 235	2151-69.4 1852-59.7*
2003-04 (26-4)	MSU OPP	30 30	822-1766 727-1769	.465 .411	198-559 214-599	.354 .357	476-717 329-511	.664 .644	1231-41.0* 992-33.1	489-6 584-9	416 350	458 490	132 100	*280 217	2318-77.3* 1997-66.6
2004-05 (23-11)	MSU OPP	34 34	870-1958 819-2001	.444 .409	199-590 229-722	.337 .317	527-792 378-560	.665 .675	1389-40.9* 1101-32.4	532-5 646-16	475 453	503 460	114 109	232 266	2466-72.5 2245-66.0
2005-06 (15-15)	MSU OPP	30 30	748-1682 731-1785	.445 .410	167-532 226-675	.314 .335	380-600 370-578	.633 .640	1168-38.9 1041-34.7	530-10 558-13	330 425	520 420	136 94	186 263	2043-68.1 2058-68.6
2006-07 (21-14)	MSU OPP	35 35	951-2071 856-2125	.459 *.403	275-775 237-740	.355 .320	515-774 449-641	.665 .700	1364-39.0* 1266-36.2	601-15 644-13	512 459	491 502	*222 143	245 238	2692-76.9 2398-68.5
2007-08 (23-11)	MSU OPP	34 34	885-1922 790-2137	.460 *.370	235-703 238-751	.334 .317	484-749 410-599	.646 .684	1385-40.7* 1245-36.6	568-13 653-20	448 399	*509 422	267 115	199 255	2489-73.2 2228-65.5*
2008-09 (23-13)	MSU OPP	36 36	890-2058 903-2296	.432 .393	296-819 236-701	.361 .337	601-847 437-672	.710 .650	1385-38.5 1419-39.4	604-11 709-16	447 388	518 418	*271 114	250 246	2677-74.4 2479-68.9
2009-10 (24-12)	MSU OPP	36 36	897-2065 868-2233	.434 .389	*329-918 231-710	.358 .325	499-728 369-554	.685 .666	1406-39.1 1335-37.1	508-7 633-13	462 418	457 411	*271 110	209 238	2622-72.8 2336-64.9
2010-11 (17-14)	MSU OPP	31 31	739-1701 799-1917	.434 .417	246-680 232-689	.362 .337	441-610 347-523	.723 .663	1119-36.1 1141-36.8	471-13 544-13	393 359	413 339	129 91	163 207	2165-69.8 2177-70.2

*- Southeastern Conference leader; #- NC

100 Years Of Bulldog Basketball

HUMPHREY COLISEUM RECORDS

INDIVIDUAL RECORDS

Most Points Scored:

MSU: 40, Rickey Brown vs. Auburn (3-7-77)
Opp.: 42, John Stroud vs. Ole Miss (1-11-79)

Most Field Goals Made:

MSU: 18 (22 att.), Rickey Brown vs. Auburn (3-7-77)
Opp.: 16 (28 att.), John Stroud (Ole Miss, 1-11-79)

Most Field Goals Attempted:

MSU: 31 (made 13), Rickey Brown vs. Georgia (2-19-77)
Opp.: 28 (made 12), Joe Harvell (Ole Miss, 1-11-92); 28 (made 16), John Stroud (Ole Miss, 1-11-79)

Highest Field Goal Percentage (Min. 10 att.):

MSU: .909 (10-of-11), Trey Moore vs. Loyola [New Orleans] (12-14-96); Ervin Dillon vs. Delta State (12-1-84)
Opp.: .917 (11-of-12), Jack Givens (Kentucky, 1-31-77)

Most 3-Point Field Goals Made:

MSU: 8 (15 att.), Winsome Frazier vs. UMKC (11-23-04); 8 (11 att.), Marckell Patterson vs. Florida (1-10-01); 8 (17 att.), Darryl Wilson vs. Alabama (3-4-95)
Opp.: 9 (13 att.), Isaiah Swann (Florida St., 3-20-07); 9 (18 att.), Brad Boyd (Louisiana-Lafayette, 11-23-02)

Most 3-Point Field Goals Attempted:

MSU: 17 (made 8), Darryl Wilson vs. Alabama (3-4-95)
Opp.: 19 (made 7), Edward Garriet (McNeese State, 12-1-03)

Highest 3-Point Field Goal Pct. (Min. 4 att.):

MSU: 1.000 (4-of-4), Ontario Harper vs. LSU (1-26-02); Marckell Patterson vs. Montana State (12-9-00)
Opp.: 1.000 (4-of-4), Brian Beshara (LSU, 1-24-01); Chris Walker (Arkansas, 2-12-00); Franklin Williams (Auburn, 2-26-97); Jamie Ross (Eastern Kentucky, 12-11-90); Aundrae Davis (Auburn, 1-10-87)

Most Free Throws Made:

MSU: 14 (18 att.), Lawrence Roberts vs. Ole Miss (2-7-04); 14 (17 att.), Chuck Evans vs. Kentucky (2-19-92)
Opp.: 18, Kenny Higgs (LSU, 1-2-78)

Most Free Throws Attempted:

MSU: 19 (made 13), Carl Nichols vs. Southeastern Louisiana (12-1-88)
Opp.: 23 (made 17), Calvin Natt (NE La, 12-5-77)

Highest Free Throw Percentage (Min. 10 att.):

MSU: 1.000 (11-of-11), Lawrence Roberts vs. Florida A&M (12-20-04); 1.000 (10-of-10), Barry Stewart vs. Auburn (1-20-07); Tyrone Washington vs. Texas Southern (12-17-96); Tony Watts vs. Jacksonville (12-14-91)
Opp.: 1.000 (12-of-12), Phil Cox (Vanderbilt, 1-2-82); 1.000 (11-of-11), Phillip Williams (Winthrop, 11-18-06)

Most Rebounds:

MSU: 24, Wiley Peck vs. Alabama (1-27-79)
Opp.: 25, Calvin Natt (NE La., 12-5-77)

Most Assists:

MSU: 15, Al Perry vs. Vanderbilt (1-29-77)
Opp.: 17, Kenny Higgs (LSU, 1-19-76)

Most Blocked Shots:

MSU: 10, Jarvis Varnado vs. Arkansas (1-14-10); SE-LA (12-8-07); vs. Georgia (1-12-08); vs. Kentucky (1-15-08)
Opp.: 7, Nick Davis (Arkansas, 1-31-98)

Most Steals:

MSU: 8, Gary Hooker vs. Samford (12-29-75) & vs. Southwestern Louisiana (12-6-75)
Opp.: 6, Tyrone Mitchell (Northwestern State, 11-26-05); Desmond Cambridge (Alabama A&M, 11-28-01); T. J. Pugh (LSU, 3-2-91); Darryl Joe (LSU, 1-25-87); Eric Laird (Ole Miss, 1-19-85); Trumaine Johnson (San Diego, 12-30-08).

Most Turnovers:

MSU: 10, Charles Rhodes vs. Nicholls (11-11-06); Al Perry vs. SW Louisiana (12-6-75)
Opp.: 10, John Best (Tennessee Tech, 1-5-93)

TEAM RECORDS

Most Points Scored:

MSU: 123 vs. Troy State (12-5-95)
Opp.: 106 by Vanderbilt (OT, 12-6-79)

Fewest Points Scored:

MSU: 20 vs. Georgia (1-13-82)
Opp.: 26 by Georgia (1-13-82)

Most Points Scored (Both Teams):

216, MSU (110) vs. Vandy (106) in OT (12-6-79)

Fewest Points Scored (Both Teams):

46, Georgia (26) vs. MSU (20), 1-13-82

Largest Margin of Victory for MSU:

66 pts, MSU (98) vs. Loyola [New Orleans] (32), 12-14-96

Largest Margin of Defeat for MSU:

41 pts, Vanderbilt (80) vs. MSU (39), 2-27-93

Most Field Goals Made:

MSU: 48 (84 att.) vs. Chicago State (12-4-75)
Opp.: 43 (86 att.) by Vanderbilt (OT, 12-6-79)

Most Field Goals Attempted:

MSU: 87 vs. Texas (12-11-76); vs. Kentucky Wesleyan (11-27-76)
Opp.: 93 (made 30) by Troy State (11-30-93)

Highest Field Goal Percentage:

MSU: .707 (29-of-41) vs. B'Ham-Southern (12-1-81)
Opp.: .692 (27-of-39) by Kentucky (2-25-81)

Most 3-Point Field Goals Made:

MSU: 16 (29 att.) vs. Arkansas (2-7-09) & 16 928 att.) St. Bonaventure (12-5-09)
Opp.: 17 (45 att.) by Troy (12-10-05)

Most 3-Point Field Goals Attempted:

MSU: 35 (made 10) vs. Kentucky (2-16-10)
 35 (made 13) vs. Nicholls (11-21-04)
Opp.: 45 (made 17) by Troy (12-10-05)

Highest 3-Point Field Goal Pct. (Min. 10 att.):

MSU: .800 (8-of-10) vs. UT-Martin (11-27-91)
Opp.: .727 (8-of-11) by Auburn (2-19-94)

Most Free Throws Made:

MSU: 41 (52 att.) vs. LSU (2-11-09)
Opp.: 29 (36 att.) by LSU (2-20-84)

Most Free Throws Attempted:

MSU: 56 (made 39) vs. SE-LA (12-1-88)
Opp.: 41 by Kentucky (2-19-92)

Highest Free Throw Percentage (Min. 14 att.):

MSU: 1.000 (14-of-14) vs. Alabama (2-2-85)
Opp.: 1.000 (19-of-19) by Kentucky (1-10-83)

Most Rebounds:

MSU: 75 vs. Mississippi Valley St. (11-21-00)
Opp.: 54 by Troy State (11-30-93)

Most Assists:

MSU: 34 vs. Chicago State (12-4-75)
Opp.: 33 by Kentucky (1-23-80)

Most Blocked Shots:

MSU: 16 vs. Georgia (1-12-08)
Opp.: 10 by Kentucky (1-15-02); by Mississippi Valley State (11-21-00)

Most Steals:

MSU: 27 vs. Samford (12-29-75); vs. Southwestern Louisiana (12-6-75)
Opp.: 23 by Alabama (1-15-77); by LSU (1-19-76)

Most Turnovers:

MSU: 31 vs. Auburn (2-19-79)
Opp.: 37 by Southern Mississippi (12-2-76)

Most Overtimes:

4, MSU (104) vs. Ole Miss (102), 1-24-90

Most Consecutive Wins:

14, 1-22-03 to 1-10-04

Most Consecutive SEC Wins:

9, 1-23-78 to 1-15-79

Most Consecutive Losses:

6, 12-10-85 to 1-15-86

Most Consecutive SEC Losses:

7, 2-11-81 to 1-20-82

LARGEST CROWDS AT "THE HUMP"

Crowd	Opponent	Date
10,788	Kentucky-OT	(2-16-10)
10,735	Ole Miss	(2-7-04)
10,645	Ole Miss	(2-23-02)
10,541	Florida	(1-7-03)
10,458	Auburn	(3-2-04)
10,437	Alabama	(2-21-04)
10,432	Alabama	(3-5-05)
10,432	Kentucky	(1-13-04)
10,429	Ole Miss	(2-15-03)
10,421	Ole Miss	(1-26-08)
10,412	Ole Miss	(1-31-09)
10,338	Florida	(1-24-07)
10,315	Kentucky	(1-9-96)
10,303	LSU	(3-2-91)
10,299	Alabama	(1-14-09)
10,242	Ole Miss	(2-26-05)
10,232	Tennessee	(1-28-04)
10,226	Ole Miss	(2-20-99)
10,194	Alabama	(1-27-79)
10,188	Ole Miss	(1-11-79)
10,178	Ole Miss	(1-22-83)
10,153	Louisiana Tech	(11-10-07)
10,150	Tennessee	(2-2-08)
10,107	Ole Miss	(1-19-85)
10,105	Vanderbilt	(1-12-91)
10,096	Arkansas	(2-16-08)
10,054	LSU	(2-25-04)
10,053	Ole Miss	(1-10-07)
10,046	LSU	(1-25-03)
10,021	Tennessee	(3-6-10)
10,012	Tennessee	(2-2-08)
10,006	Ole Miss-OT	(1-6-91)



HUMPHREY COLISEUM RECORDS

BIGGEST MSU WINS

+66	(98-32)	vs Loyola [N.O.] (12-14-96)
+55	(120-65)	vs Alcorn State (12-18-90)
+52	(105-53)	vs St. Bonaventure (12-5-09)
+52	(113-61)	vs Southeastern La. (12-1-88)
+50	(123-73)	vs Troy State (12-5-95)
+49	(107-58)	vs NE Missouri State (12-9-76)
+45	(110-65)	vs Tennessee Tech (1-5-93)
+43	(121-78)	vs Southeastern La. (11-25-95)
+42	(100-58)	vs Alabama A&M (12-2-02)
+42	(102-60)	vs Alabama A&M (11-30-00)
+42	(94-52)	vs Ole Miss (1-14-95)
+41	(102-61)	vs North Alabama (11-19-08)
+40	(78-38)	vs Louisiana Tech (12-7-02)
+40	(107-67)	vs Ark.-Pine Bluff (11-23-99)
+40	(98-58)	vs Northwestern St. (1-16-95)
+40	(89-49)	vs Ky. Wesleyan (11-27-76)
+39	(106-67)	vs Southeastern La. (11-28-94)
+38	(84-46)	vs South Alabama (12-9-06)
+38	(97-59)	vs Centenary (11-29-89)
+38	(112-74)	vs Northwestern St. (12-4-82)
+37	(90-53)	vs Auburn (1-5-05)
+37	(92-55)	vs Florida A&M (11-19-01)
+37	(97-60)	vs Southeastern La. (12-12-98)
+37	(85-48)	vs LSU (2-11-98)

BIGGEST MSU LOSSES

-41	(39-80)	vs Vanderbilt (2-27-93)
-28	(56-84)	vs Florida (2-7-87)
-24	(63-87)	vs Tennessee (2-17-98)
-24	(59-83)	vs Kentucky (2-6-88)
-23	(65-88)	vs Tennessee (1-25-06)
-22	(67-89)	vs Kentucky (1-23-80)
-21	(55-76)	vs Alabama (2-4-87)
-19	(57-76)	vs Vanderbilt (11-28-87)
-19	(58-77)	vs Kentucky (2-6-84)
-18	(57-75)	vs Alabama (1-18-11)
-18	(58-76)	vs Auburn (2-28-09)
-18	(68-86)	vs Georgia (2-6-02)
-18	(56-74)	vs Kentucky (1-9-96)
-18	(55-73)	vs Auburn (12-22-83)
-18	(53-71)	vs Alabama (1-6-82)
-16	(59-75)	vs Tennessee (3-6-10)
-16	(70-86)	vs Kentucky (1-22-94)
-16	(61-77)	vs Auburn (2-17-88)
-16	(56-72)	vs Auburn (1-11-86)

TOP MSU SCORING GAMES

123	vs Troy State (12-5-95)
121	vs Southeastern Louisiana (11-25-95)
120	vs Alcorn State (12-18-90)
118	vs Troy State (11-30-93)
113	vs Southeastern Louisiana (12-1-88)
113	vs Chicago State (12-4-75)
112	vs Centenary (11-29-89)
110	vs Tennessee Tech (1-5-93)
110	vs Vanderbilt-OT (12-6-79)
109	vs Tennessee Tech (11-26-90)
107	vs Arkansas-Pine Bluff (11-23-99)
107	vs Northeast Missouri State (12-9-76)

TOP OPP. SCORING GAMES

106	by Vanderbilt-OT (12-6-79)
102	by Ole Miss-4OT (1-24-90)
94	by LSU-2OT (2-11-09)
92	by Ole Miss-2OT (1-11-79)
92	by Kentucky (1-31-77)
91	by Auburn (3-2-04)
91	by Tennessee (1-16-02)
89	by Kentucky (2-19-92)
89	by Kentucky (1-23-80)
89	by Northeast Louisiana (12-5-77)
89	by Texas-OT (12-11-76)
88	by Rider (11-13-09)
88	by Tennessee (1-25-06)
88	by Tennessee (2-6-00)

TOP COMBINED SCORING GMS

216	MSU [110-OT] vs Vanderbilt [106] (12-6-79)
206	MSU [104-4OT] vs Miss. [102] (1-24-90)
201	MSU [118] vs Troy State [83] (11-30-93)
199	MSU [121] vs SE Louisiana [78] (11-25-95)
196	MSU [105] vs Auburn [91] (3-2-04)
196	MSU [123] vs Troy State [73] (12-5-95)
194	MSU [113] vs Chicago State [81] (12-4-75)
193	MSU [101-2OT] vs Ole Miss [92] (1-11-79)
191	MSU [94-2OT] vs LSU [97] (2-11-09)
186	MSU [112] vs Centenary [74] (11-29-89)
185	MSU [120] vs Alcorn State [65] (12-18-90)
185	MSU [109] vs Tenn. Tech [76] (11-26-90)

MSU VS. ALL OPPONENTS

Team	Record	Pct
Alabama	21-15	.583
Alabama A&M	4-0	1.000
Alabama State	3-0	1.000
UAB	1-2	.333
Alcorn State	1-1	.500
Appalachian State	1-0	1.000
Arkansas	16-4	.800
Arkansas State	2-0	1.000
Arkansas-Little Rock	2-1	.667
Arkansas-Pine Bluff	1-0	1.000
Auburn	24-12	.667
Auburn-Montgomery	2-0	1.000
Austin Peay State	1-0	1.000
Ball State	1-0	1.000
Baylor	1-0	1.000
Belmont	1-0	1.000
Bethune-Cookman	1-0	1.000
Birmingham-Southern	4-0	1.000
Biscayne	1-0	1.000
Bradley	1-0	1.000
Brigham Young	1-0	1.000
Centenary	5-0	1.000
Charlotte	1-1	.500
Chattanooga	2-2	.500
Chicago State	1-0	1.000
Christian Brothers	3-0	1.000
Clemson	0-1	.000
Delta State	2-1	.667
Detroit	1-0	1.000
Drake	1-0	1.000
East Carolina	1-0	1.000
East Tennessee State	1-1	.500
Eastern Kentucky	1-0	1.000
Fairleigh Dickinson	1-0	1.000
Florida	14-12	.538
Florida Atlantic	0-1	.000
Florida A&M	2-0	1.000
Florida International	1-0	1.000
Florida State	1-0	1.000
Florida Tech	1-0	1.000
George Mason	1-0	1.000
Georgia	18-8	.692
Houston	1-1	.500
Illinois Wesleyan	1-0	1.000
Indiana State	1-0	1.000
Jackson State	3-0	1.000
Jacksonville	2-0	1.000
Jacksonville State	1-0	1.000
James Madison	0-1	.000
Kansas State	0-1	.000
Kentucky	9-17	.346
Kentucky Wesleyan	1-0	1.000
LSU	22-14	.611
Louisiana Tech	3-0	1.000
Louisiana-Lafayette	1-1	.500
Louisiana-Monroe	4-1	.800
Loyola [New Orleans]	1-0	1.000
Loyola Marymount	1-0	1.000
Mansfield State	1-0	1.000
McNeese State	4-0	1.000
Memphis	1-1	.500
Mercer	1-0	1.000
Miami [FL]	0-1	.000
Middle Tennessee State	1-0	1.000
Mississippi College	2-0	1.000
Mississippi Valley State	3-0	1.000
Missouri	1-0	1.000
Missouri-Kansas City	2-0	1.000
Missouri Western	1-0	1.000
Montana State	1-0	1.000
Morehead State	1-0	1.000
Murray State	1-0	1.000
New Orleans	3-0	1.000
Nicholls State	5-0	1.000
North Alabama	3-0	1.000
North Carolina	0-1	.000
North Carolina A&T	1-0	1.000
UNC Wilmington	1-0	1.000
Northeast Missouri State	2-0	1.000
Northwestern State	4-1	.800
Oklahoma	1-0	1.000
Old Dominion	1-0	1.000
Ole Miss	29-7	.806
Rice	1-0	1.000
Richmond	0-1	.000
Rider	0-1	.000
St. Bonaventure	1-0	1.000
Sam Houston State	1-0	1.000
Samford	2-0	1.000
San Diego	0-1	.000
Santa Clara	1-0	1.000
South Alabama	6-0	1.000
South Carolina	8-2	.800
South Carolina State	1-0	1.000
Southeast Missouri State	1-0	1.000
Southeastern Louisiana	9-1	.900
Southern Mississippi	6-0	1.000
Tennessee	13-13	.500
Tennessee State	1-0	1.000
Tennessee Tech	3-0	1.000
Tennessee-Martin	5-1	.833
Texas	1-0	1.000
Texas A&M-Corpus Christi	1-0	1.000
Texas Christian	1-0	1.000
Texas-Pan American	2-0	1.000
Texas Southern	1-0	1.000
Troy	7-0	1.000
Tulane	1-0	1.000
Tulsa	0-1	.000
Vanderbilt	18-8	.692
Virginia Tech	1-0	1.000
Western Kentucky	2-0	1.000
Western New Mexico	1-0	1.000
Wichita State	0-1	.000
Winthrop	0-1	.000
Xavier	1-0	1.000
Wright State	1-0	1.000
vs. 112 Opponents	366-140	.723


YEAR-BY-YEAR COLISEUM ATTENDANCE

Season	Overall	Average	SEC Gms	Average	Record (SEC)
1975-76	70,081	5,006	52,636	5,848	10-4 (5-4)
1976-77	76,232	5,082	53,268	5,919	11-4 (5-4)
1977-78	72,025	5,540	59,836	6,648	11-2 (8-1)
1978-79	99,906	7,136	72,073	8,008	11-3 (7-2)
1979-80	67,209	6,721	62,014	6,890	6-4 (5-4)
1980-81	48,214	4,018	39,426	4,381	6-6 (3-6)
1981-82	56,414	4,030	40,466	4,496	7-7 (3-6)
1982-83	68,416	5,263	57,169	6,352	11-2 (7-2)
1983-84	61,508	4,393	44,623	4,958	6-8 (3-6)
1984-85	89,370	6,384	64,639	7,182	11-3 (7-2)
1985-86	43,927	3,379	32,834	3,648	4-9 (3-6)
1986-87	40,715	2,908	31,284	3,476	7-7 (3-6)
1987-88	54,074	4,160	44,760	4,973	9-4 (5-4)
1988-89	74,344	5,719	60,406	6,712	9-4 (5-4)
1989-90	74,623	5,740	57,832	6,426	9-4 (5-4)
1990-91	102,072	7,852	81,047	9,005	12-1 (8-1)
1991-92	72,142	5,549	52,971	6,621	8-5 (4-4)
1992-93	61,172	4,706	45,257	5,657	10-3 (5-3)
1993-94	88,687	6,335	64,608	8,076	10-4 (5-3)
1994-95	80,681	6,723	64,804	8,101	11-1 (7-1)
1995-96	97,996	7,538	60,938	7,617	10-3 (6-2)
1996-97	74,275	5,305	50,327	6,291	10-4 (5-3)
1997-98	77,954	5,996	54,569	6,821	7-6 (2-6)
1998-99	70,257	5,018	53,647	6,706	12-2 (6-2)
1999-00	61,764	4,412	47,980	5,998	10-4 (4-4)
2000-01	77,654	4,568	49,030	6,129	13-4 (6-2)
2001-02	79,642	5,689	63,238	7,905	13-1 (7-1)
2002-03	98,312	7,022	73,321	9,165	12-2 (7-1)
2003-04	111,940	7,996	81,672	10,209	12-2 (6-2)
2004-05	103,031	7,925	74,109	9,264	11-2 (6-2)
2005-06	90,875	5,680	54,884	6,861	11-5 (5-3)
2006-07	123,736	6,512	68,853	8,607	16-3 (6-2)
2007-08	106,672	7,111	67,200	8,400	12-3 (7-1)
2008-09	157,111	8,728	74,027	9,253	13-5 (5-3)
2009-10	116,919	6,878	70,809	8,851	13-4 (6-2)
2010-11	97,069	5,710	63,403	7,925	12-5 (5-3)
35 Seasons	2,947,019	5,824	2,089,960	6,874	366-140/192-112

100 Years Of Bulldog Basketball

MSU 2,000-POINT CLUB/JEFF MALONE

2,142 POINTS



Jeff Malone
1980-83
G • 6-4 • 205
Macon, GA

One of the more electrifying players ever to don the Maroon & White, Jeff Malone left Mississippi State as the school's all-time leading scorer with 2,142 points, a stat that ranks eighth all-time in SEC history.

And that was before the inception of the 3-point line in college basketball.


But his scoring ability wasn't limited to just MSU. It was a trend he continued in the NBA, where the two-time All-Star totaled 17,231 points in a 13-year career.

He finished his NBA days ranking in the Top 10 of two team's all-time scoring list — 2nd in the history of the Washington Bullets and 9th in the history of the Utah Jazz.

"To me, Jeff was probably as good as a pure shooter as Mississippi State has ever had. If the 3-point line existed when he played, there's no telling how many points he would have averaged. He made a lot of shots from 22 feet out. That's where he made his money. He was a great college player."

Jim Ellis, MSU Radio Commentator

- Voted into MSU Sports Hall of Fame this past summer.
- MSU's all-time scoring leader with 2,142 career points.
- Three-time All-SEC guard (1981-83) as a four-year starter.
- Nation's No. 2 scorer (26.8 ppg) as a senior and paced MSU in scoring as a sophomore (20.1 ppg) and junior (18.6).
- Chosen UPI's 1982-83 SEC Player of the Year in addition to being named first-team All-American by The Sporting News.
- Ranks third on school's career scoring average chart (19.5 ppg) behind Bailey Howell and Jim Ashmore.
- MSU's all-time leader in field goals made (906) and field goals attempted (1,768) and in minutes played (3,851).
- Led MSU in free throw percentage during all four seasons, ranking sixth (80.9%) on the school's all-time accuracy list.
- Served as team captain during junior and senior seasons.
- Selected as the 10th pick overall by the Washington Bullets in the 1983 NBA Draft.
- Enjoyed a successful 13-year NBA career, seeing action with the Bullets (1984-90), Utah Jazz (1991-93), Philadelphia 76ers (1994-95), and Miami Heat (1996).
- Two-time NBA All-Star (1986 & '87).
- Has served as a head coach in the NBDL.



JEFF MALONE'S MISSISSIPPI STATE CAREER

Season	GP	FGM-FGA	Pct	FTM-FTA	Pct	Rebounds	Points
1979-80	27	139-303	.459	42-51	.824	90-3.3	320-11.9
1980-81	27	219-447	.490	105-128	.820	113-4.2	543-20.1
1981-82	27	225-410	.549	52-70	.743	111-4.1	502-18.6
1982-83	29	323-608	.531	131-159	.824	106-3.7	777-26.8
Totals	110	906-1768	.512	330-408	.809	420-3.8	2142-19.5

100 Years Of Bulldog Basketball

MSU 2,000-POINT CLUB/BAILEY HOWELL

2,030 POINTS



Bailey Howell
1957-59

C • 6-7 • 205
Middleton, TN

Bailey Howell is not only one of the greatest players to ever play at Mississippi State, he's one of the best players the Southeastern Conference has ever produced.

The Tennessee native, who now calls Starkville home, dominated the league on both ends of the court from 1957-59, scoring 2,030 points and grabbing what still remains a school record 1,277 rebounds.

After MSU, he went on to be a six-time NBA All-Star in his 12 years and was a member of two World Championships with the Boston Celtics.

The pinnacle of his career, however, came in 1997 when he was elected into the National Basketball Hall of Fame.

"When you think of Mississippi State basketball, you can't help but think of Bailey Howell. It's been 50 years since he played here, but he has remained a big part of this campus. He's a legend who played the game with great passion, and he's someone we enjoy having around our program."

Rick Stansbury, MSU Head Coach

- MSU's second all-time scoring leader with 2,030 career points who owns the school-record 27.1 scoring average.
- Elected into the National Basketball Hall of Fame in 1997.
- MSU's first consensus first-team All-American (1958-59).
- Earned consensus second-team All-America honors during junior season (1957-58).
- Selected first-team All-SEC each of his three varsity seasons (1957-59), ranking among the nation's Top 10 statistical leaders in both scoring and rebounding during all three years.
- Ranked fourth nationally in scoring during junior (27.8 ppg) and senior (27.5) years, while standing second amongst the NCAA rebounding leaders as a senior.
- Led the NCAA in field goal percentage (56.8%) as a sophomore.
- Holds all MSU rebounding standards, including most career rebounds (1,277) and highest career rebounding average (17.0 rpg).
- Owns Bulldogs' single-game scoring (47) and rebounding (34) marks.
- Served as team co-captain as a junior and tri-captain as a senior.
- Member of the MSU and Mississippi Sports Halls of Fame.
- Second pick overall in the 1959 NBA Draft by the Detroit Pistons.
- Veteran of 12 NBA seasons who was six-time NBA All-Star and member of two NBA World Championship teams with the Celtics.



In January of 2009, Mississippi State retired Bailey Howell's No. 52 jersey.

BAILEY HOWELL'S MISSISSIPPI STATE CAREER

Season	GP	FGM-FGA	Pct	FTM-FTA	Pct	Rebounds	Points
1956-57	25	217-382	.568	213-285	.747	492-19.7	647-25.9
1957-58	25	226-439	.515	243-315	.771	406-16.2	695-27.8
1958-59	25	231-464	.498	226-292	.774	379-15.2	688-27.5
Totals	75	674-1285	.525	682-892	.765	1277-17.0	2030-27.1



MSU 1,000-POINT CLUB

Jim Ashmore • 1,918 Points • 1954-57 • G • Forest, MS

Season	GP	FG-A	PCT	3FG-A	PCT	FT-A	PCT	RBS	PTS
1953-54	21	57-158	.361	-	-	47-67	.701	57-2.7	161-7.7
1954-55	23	193-465	.415	-	-	127-165	.770	102-4.4	513-22.3
1955-56	24	186-455	.409	-	-	164-214	.766	129-5.4	536-22.3
1956-57	25	270-616	.438	-	-	168-237	.709	82-3.3	708-28.3
Totals	93	706-1694	.417	-	-	506-683	.741	370-4.0	1918-20.6

Cameron Burns • 1,460 Points • 1988-91 • F • Flora, MS

Season	GP	FG-A	PCT	3FG-A	PCT	FT-A	PCT	RBS	PTS
1988-89	28	167-249	.671	----	----	90-145	.621	176-6.3	424-15.1
1989-90	30	207-347	.597	----	----	133-205	.649	219-7.3	547-18.2
1990-91	29	189-363	.521	0-1	.000	111-184	.603	176-6.1	489-16.9
Totals	87	563-959	.587	0-1	.000	334-534	.626	571-6.6	1460-16.8

Rickey Brown • 1,838 Points • 1977-80 • F/C • Canton, MS

Season	GP	FG-A	PCT	3FG-A	PCT	FT-A	PCT	RBS	PTS
1976-77	27	225-443	.508	-	-	70-9	.722	292-10.8	520-19.3
1977-78	26	140-340	.461	-	-	69-100	.690	179-6.9	349-13.4
1978-79	27	78-370	.481	-	-	60-88	.682	232-8.6	416-15.4
1979-80	27	231-471	.490	-	-	91-136	.669	389-14.4	553-20.5
Totals	107	774-1624	.477	-	-	290-421	.689	1092-10.2	1838-17.2

Charles Rhodes • 1,4518 Points • 2005-08 • F • Jackson, MS

Season	GP	FG-A	PCT	3FG-A	PCT	FT-A	PCT	RBS	PTS
2004-05	16	19-32	.594	0-5	.000	9-12	.750	30-1.9	47-2.9
2005-06	29	154-273	.564	1-2	.500	92-130	.708	207-7.1	401-13.8
2006-07	34	180-325	.554	6-19	.316	99-141	.702	212-6.2	465-13.7
2007-08	31	214-381	.562	3-6	.500	107-159	.673	242-7.8	538-17.4
Totals	110	567-1011	.561	10-32	.313	307-449	.684	691-6.3	1451-13.2

Ray White • 1,652 Points • 1976-79 • G • Gulfport, MS

Season	GP	FG-A	PCT	3FG-A	PCT	FT-A	PCT	RBS	PTS
1975-76	26	206-407	.506	-	-	63-97	.649	142-5.5	475-18.3
1976-77	25	168-378	.444	-	-	70-103	.680	136-5.4	406-16.2
1977-78	26	151-318	.475	-	-	76-106	.717	120-4.6	378-14.5
1978-79	23	159-311	.511	-	-	75-100	.750	145-6.3	393-17.1
Totals	100	684-1414	.484	-	-	284-406	.700	543-5.4	1652-16.5

Jarvis Varnado • 1,403 Points • 2007-10 • F • Brownsville, TN

Season	GP	FG-A	PCT	3FG-A	PCT	FT-A	PCT	RBS	PTS
2006-07	35	75-116	.647	0-1	.000	24-45	.533	146-4.2	174-5.0
2007-08	34	109-170	.641	1-2	.500	50-100	.500	264-7.8	269-7.9
2008-09	36	180-328	.549	0-1	.000	104-159	.654	317-8.8	464-12.9
2009-10	36	184-316	.582	0-0	.000	128-210	.610	369-10.3	496-13.8
Totals	141	548-9.0	.589	1-4	.250	306-514	.689	1096-7.8	1403-10.0

Darryl Wilson • 1,619 Points • 1994-96 • G • Kennedy, AL

Season	GP	FG-A	PCT	3FG-A	PCT	FT-A	PCT	RBS	PTS
1993-94	29	133-314	.424	67-181	.370	138-171	.807	98-3.4	471-16.2
1994-95	30	150-357	.420	94-277	.339	141-169	.834	140-4.7	535-17.8
1995-96	34	178-399	.446	97-237	.409	160-201	.796	142-4.2	613-18.0
Totals	93	461-1070	.431	258-695	.371	439-541	.812	380-4.1	1619-17.4

Tang Hamilton • 1,307 Points • 1998-2001 • F • Jackson, MS

Season	GP	FG-A	PCT	3FG-A	PCT	FT-A	PCT	RBS	PTS
1997-98	29	46-110	.418	17-58	.293	17-27	.630	91-3.1	126-4.3
1998-99	33	138-288	.479	40-122	.328	57-82	.695	187-5.7	373-11.3
1999-00	30	161-342	.471	43-140	.307	67-96	.698	187-6.2	432-14.4
2000-01	31	144-289	.498	32-88	.364	56-81	.691	212-6.8	376-12.1
Totals	123	489-1029	.475	132-408	.324	197-286	.689	677-5.5	1307-10.6

Barry Stewart • 1,602 Points • 2007-10 • G • Shelbyville, TN

Season	GP	FG-A	PCT	3FG-A	PCT	FT-A	PCT	RBS	PTS
2006-07	35	96-240	.400	68-174	.391	82-107	.766	111-3.2	342-9.8
2007-08	34	129-337	.383	62-186	.333	71-102	.696	157-4.6	391-11.5
2008-09	36	126-343	.446	72-197	.409	121-156	.776	135-3.8	445-12.4
2009-10	36	138-369	.374	78-222	.351	70-98	.714	129-3.6	424-11.8
Totals	141	489-1289	.379	280-779	.359	344-463	.743	532-3.8	1602-11.4

Rich Knarr • 1,305 Points • 1973-76 • G • Collinsville, IL

Season	GP	FG-A	PCT	3FG-A	PCT	FT-A	PCT	RBS	PTS
1972-73	26	185-426	.434	-	-	97-115	.843	85-3.3	467-18.0
1973-74	22	150-350	.429	-	-	48-55	.873	60-2.7	348-15.8
1974-75	25	143-328	.436	-	-	26-35	.743	61-2.4	312-12.5
1975-76	24	64-142	.451	-	-	50-56	.893	23-1.0	178-7.4
Totals	97	542-1246	.435	-	-	221-261	.847	229-2.4	1305-13.5

Jamont Gordon • 1,558 Points • 2006-08 • G • Nashville, TN

Season	GP	FG-A	PCT	3FG-A	PCT	FT-A	PCT	RBS	PTS
2005-06	30	139-341	.408	27-104	.260	108-167	.647	203-6.8	413-13.8
2006-07	35	181-432	.419	42-121	.347	157-222	.707	250-7.1	561-16.0
2007-08	34	193-465	.415	60-188	.319	138-199	.693	224-6.6	584-17.2
Totals	99	513-1238	.414	129-143	.312	403-588	.685	677-6.8	1558-15.7

Timmy Bowers • 1,300 Points • 2001-4 • G • Gulfport, MS

Season	GP	FG-A	PCT	3FG-A	PCT	FT-A	PCT	RBS	PTS
2000-01	23	21-55	.382	6-25	.240	9-14	.643	20-0.9	57-2.5
2001-02	32	126-297	.424	50-136	.368	38-63	.603	91-2.8	340-10.6
2002-03	31	162-346	.468	70-170	.412	60-80	.750	117-3.8	454-14.6
2003-04	30	156-386	.404	71-202	.351	66-89	.742	119-4.0	449-15.0
Totals	116	465-1084	.429	197-533	.370	173-246	.703	347-3.0	1300-11.2

Jerry Jenkins • 1,503 Points • 1973-75 • G/F • Gulfport, MS

Season	GP	FG-A	PCT	3FG-A	PCT	FT-A	PCT	RBS	PTS
1972-73	26	177-418	.423	-	-	103-133	.774	185-7.1	457-17.6
1973-74	26	199-418	.476	-	-	73-89	.820	178-6.8	471-18.1
1974-75	26	227-469	.484	-	-	121-146	.829	180-6.9	575-22.1
Totals	78	603-1305	.462	-	-	297-368	.807	543-7.0	1503-19.3

Jack Bouldin • 1,257 Points • 1970-72 • G • Cincinnati, OH

Season	GP	FG-A	PCT	3FG-A	PCT	FT-A	PCT	RBS	PTS
1969-70	24	152-353	.431	-	-	66-76	.868	73-3.0	370-15.4
1970-71	25	190-409	.465	-	-	97-117	.829	58-2.3	477-19.1
1971-72	26	169-429	.394	-	-	72-98	.735	72-2.8	410-15.8
Totals	75	511-1191	.429	-	-	235-291	.808	203-2.7	1257-16.8

Tony Watts • 1,491 Points • 1989-92 • G • Rolling Fork, MS

Season	GP	FG-A	PCT	3FG-A	PCT	FT-A	PCT	RBS	PTS
1983-84	21	57-158	.361	-	-	47-67	.701	57-2.7	161-7.7
1984-85	23	193-465	.415	-	-	127-165	.770	102-4.4	513-22.3
1985-86	24	186-455	.409	-	-	164-214	.766	129-5.4	536-22.3
1986-87	25	270-616	.438	-	-	168-237	.709	82-3.3	708-28.3
Totals	93	706-1694	.417	-	-	506-683	.741	370-4.0	1918-20.6

Jerry Graves • 1,245 Points • 1959-61 • F • Lexington, TN

Season	GP	FG-A	PCT	3FG-A	PCT	FT-A	PCT	RBS	PTS
1958-59	24	85-209	.407	-	-	78-101	.772	195-8.1	248-10.3
1959-60	25	146-381	.383	-	-	173-216	.801	261-10.4	465-18.6
1960-61	25	158-293	.539	-	-	216-270	.800	257-10.3	532-21.3
Totals	74	389-883	.441	-	-	467-587	.796	713-9.6	1245-16.8

Ravern Johnson • 1,460 Points • 2008-11 • G • Lyon, MS

Season	GP
--------	----



MSU 1,000-POINT CLUB

Dave Williams • 1,219 Points • 1966-68 • F/C • Byram, MS

Season	GP	FG-A	PCT	3FG-A	PCI	FT-A	PCI	RBS	PTS
1965-66	25	212-453	.468	-	-	68-95	.716	256-10.2	492-19.7
1966-67	25	146-371	.394	-	-	100-143	.699	247-9.9	392-15.7
1967-68	26	134-339	.395	-	-	67-102	.657	269-10.3	335-12.9
Totals	76	492-1163	.423	-	-	235-340	.691	772-10.2	1219-16.0

W.D. "Red" Stroud • 1,116 Points • 1961-63 • G • Forest, MS

Season	GP	FG-A	PCT	3FG-A	PCI	FT-A	PCI	RBS	PTS
1960-61	24	119-243	.490	-	-	60-84	.714	67-2.8	298-12.4
1961-62	25	141-314	.449	-	-	116-137	.847	42-1.7	398-15.9
1962-63	25	150-348	.431	-	-	120-138	.870	90-3.6	420-16.8
Totals	74	410-905	.453	-	-	296-359	.825	199-2.7	1116-15.1

Leland Mitchell • 1,219 Points • 1961-63 • F • Kiln, MS

Season	GP	FG-A	PCT	3FG-A	PCI	FT-A	PCI	RBS	PTS
1960-61	25	126-313	.403	-	-	70-101	.693	210-8.4	322-12.9
1961-62	25	162-408	.397	-	-	93-120	.775	222-8.9	417-16.7
1962-63	28	179-408	.439	-	-	122-171	.713	273-9.8	480-17.1
Totals	78	467-1129	.414	-	-	285-392	.727	705-9.0	1219-15.6

Larry Fry • 1,079 Points • 1973-75 • F • Lexington, TN

Season	GP	FG-A	PCT	3FG-A	PCI	FT-A	PCI	RBS	PTS
1972-73	26	123-236	.521	-	-	79-106	.745	200-7.7	325-12.5
1973-74	26	141-233	.605	-	-	68-100	.680	200-7.7	350-13.5
1974-75	26	167-292	.572	-	-	70-113	.619	228-8.8	404-15.5
Totals	78	431-761	.566	-	-	217-319	.680	628-8.1	1079-13.8

Mario Austin • 1,199 Points • 2001-03 • F/C • York, AL

Season	GP	FG-A	PCT	3FG-A	PCI	FT-A	PCI	RBS	PTS
2000-01	31	99-207	.478	1-5	.200	48-73	.658	112-3.6	246-7.9
2001-02	35	209-375	.557	----	----	146-222	.658	266-7.6	565-16.1
2002-03	25	149-279	.534	5-12	.417	85-128	.664	192-7.7	388-15.5
Totals	91	457-861	.531	6-17	.353	279-423	.660	570-6.3	1199-13.2

Lawrence Roberts • 1,048 Points • 2004-05 • F • Houston, TX

Season	GP	FG-A	PCT	3FG-A	PCI	FT-A	PCI	RBS	PTS
2003-04	30	175-337	.519	12-40	.300	144-227	.634	303-10.1	506-16.9
2004-05	32	171-382	.448	12-41	.293	188-288	.653	351-11.0	542-16.9
Totals	62	346-719	.481	24-81	.296	332-515	.645	654-10.5	1048-16.9

Marckell Patterson • 1,168 Points • 1999-02 • F/G • Eupora, MS

Season	GP	FG-A	PCT	3FG-A	PCI	FT-A	PCI	RBS	PTS
1998-99	28	42-102	.412	6-24	.250	21-31	.677	89-3.2	111-4.0
1999-00	28	89-199	.447	21-64	.328	49-70	.700	108-3.9	248-8.9
2000-01	31	127-275	.462	42-113	.372	82-103	.796	136-4.4	378-12.2
2001-02	35	145-301	.482	32-97	.330	109-140	.779	147-4.2	431-12.3
Totals	122	403-877	.460	101-298	.339	261-344	.759	480-3.9	1168-9.6

Greg Lockhart • 1,042 Points • 1986-89 • G • Memphis, TN

Season	GP	FG-A	PCT	3FG-A	PCI	FT-A	PCI	RBS	PTS
1985-86	30	107-257	.416	-	-	50-61	.820	37-1.2	264-8.8
1986-87	13	45-115	.391	3-17	.176	14-21	.667	25-1.9	107-8.2
1987-88	29	104-258	.403	9-35	.257	70-96	.729	85-2.9	287-9.9
1988-89	28	142-304	.467	18-46	.391	82-103	.796	88-3.1	384-13.7
Totals	100	398-934	.426	30-98	.306	216-281	.769	235-2.4	1042-10.4

Gary Hooker • 1,144 Points • 1976-78 • F • Manhattan, NY

Season	GP	FG-A	PCT	3FG-A	PCI	FT-A	PCI	RBS	PTS
1975-76	26	186-391	.476	-	-	89-124	.718	175-6.7	461-17.7
1976-77	27	146-338	.432	-	-	108-134	.806	196-7.3	400-14.8
1977-78	27	120-214	.561	-	-	43-62	.694	193-7.1	283-10.5
Totals	80	452-943	.479	-	-	240-320	.750	564-7.1	1144-14.3

Wiley Peck • 1,558 Points • 1976-79 • F • Montgomery, AL

Season	GP	FG-A	PCT	3FG-A	PCI	FT-A	PCI	RBS	PTS
1975-76	25	83-154	.539	-	-	26-55	.473	169-6.8	192-7.7
1976-77	27	104-195	.533	-	-	68-114	.596	250-9.3	276-10.2
1977-78	27	98-171	.573	-	-	65-129	.504	228-8.4	261-9.7
1978-79	28	154-239	.644	-	-	99-158	.627	317-11.3	407-14.5
Totals	107	439-759	.578	-	-	258-456	.566	964-9.0	1136-10.6

Greg Carter • 1,123 Points • 1988-91 • F • Forest, MS

Season	GP	FG-A	PCT	3FG-A	PCI	FT-A	PCI	RBS	PTS
1987-88	27	59-130	.454	8-23	.348	14-23	.609	83-3.1	140-5.2
1988-89	28	66-137	.482	5-18	.278	11-15	.733	98-3.5	148-5.3
1989-90	30	140-252	.556	17-41	.415	92-111	.829	204-6.8	389-13.0
1990-91	29	170-301	.565	10-36	.278	96-121	.793	226-7.8	446-15.4
Totals	114	435-820	.531	40-118	.339	213-270	.789	611-5.4	1123-9.9

Dee Bost • 1,120 Points • 2008-Present • G • Concord, NC

Season	GP	FG-A	PCT	3FG-A	PCI	FT-A	PCI	RBS	PTS
2008-09	36	108-307	.352	54-161	.335	122-170	.718	129-3.6	392-10.9
2009-10	36	147-367	.401	70-199	.352	104-144	.722	158-4.4	468-13.0
2010-11	17	84-216	.389	38-113	.336	54-77	.701	60-3.5	290-15.3
Totals	89	339-890	.381	162-473	.342	280-391	.716	347-3.9	1120-12.6

Tyrone Washington • 1,119 Points • 1996-99 • C • Indianola, MS

Season	GP	FG-A	PCT	3FG-A	PCI	FT-A	PCI	RBS	PTS
1995-96	31	22-54	.407	-	-	12-20	.600	64-2.1	56-1.8
1996-97	30	103-241	.427	-	-	64-89	.719	237-7.9	270-9.0
1997-98	29	147-277	.531	-	-	79-131	.603	269-9.3	373-12.9
1998-99	33	158-315	.502	-	-	104-160	.650	277-8.4	420-12.7
Totals	123	430-887	.485	-	-	259-400	.648	847-6.9	1119-9.1

MSU Players With 1,000-Plus Points

No.	Name	Points
1.	Jeff Malone	2,142
2.	Bailey Howell	2,030
3.	Jim Ashmore	1,918
4.	Rickey Brown	1,838
5.	Ray White	1,652
6.	Darryl Wilson	1,619
7.	Barry Stewart	1,602
8.	Jamont Gordon	1,558
9.	Jerry Jenkins	1,503
10.	Tony Watts	1,491
T11.	Ravern Johnson	1,460
T11.	Cameron Burns	1,460
13.	Charles Rhosdes	1,451
14.	Jarvis Varnado	1,403
15.	Tang Hamilton	1,307
16.	Rich Knarr	1,305
17.	Timmy Bowers	1,300
18.	Jack Bouldin	1,257
19.	Jerry Graves	1,245
20.	Erick Dampier	1,231
T21.	Dave Williams	1,219
T21.	Leland Mitchell	1,219
23.	Mario Austin	1,199
24.	Marckell Patterson	1,168
25.	Gary Hooker	1,144
26.	Wiley Peck	1,136
27.	Greg Carter	1,123
28.	Dee Bost	1,120
29.	Tyrone Washington	1,119
30.	W.D. "Red" Stroud	1,116
31.	Larry Fry	1,079
32.	Lawrence Roberts	1,048
33.	Greg Lockhart	1,042

100 Years Of Bulldog Basketball

BULLDOG HONOR ROLL



Bailey Howell



Lawrence Roberts



Jarvis Varnado



Leland Mitchell



Chuck Evans



Mario Austin

100 Years Of Bulldog Basketball

MSU ALL-AMERICANS

- | | |
|--|---|
| <p>1956-57: Jim Ashmore (3rd Team AP & UPI; 2nd Team Converse; 1st Team Helms Foundation)</p> <p>1957-58: Bailey Howell (Consensus 2nd Team)</p> <p>1958-59: Bailey Howell (Consensus 1st Team)</p> <p>1961-62: Red Stroud (2nd Team Converse; 3rd Team Helms; 1st Team Coach & Athlete)</p> <p>1962-63: Red Stroud (2nd Team Converse)</p> <p>1962-63: Leland Mitchell (Honorable Mention Converse)</p> <p>1979-80: Rickey Brown (Citizen Savings Athletic Foundation)</p> <p>1982-83: Jeff Malone (1st Team Sporting News; 3rd Team NABC; 5th Team Basketball Times)</p> <p>1990-91: Greg Carter (Honorable Mention AP)</p> | <p>• 1992-93: Chuck Evans (Honorable Mention UPI)</p> <p>• 1994-95: Erick Dampier (Honorable Mention AP)</p> <p>• 1995-96: Erick Dampier (Honorable Mention AP)</p> <p>• 2002-03: Mario Austin (5th Team Foxsports.com; Honorable Mention AP)</p> <p>• 2003-04: Lawrence Roberts (Consensus 1st Team)</p> <p>• 2004-05: Lawrence Roberts (Honorable Mention AP)</p> <p>• 2006-07: Jamont Gordon (3rd Team Rivals.com)</p> <p>• 2007-08: Jamont Gordon (2nd Team Scout.com; 6th team ESPN.com)</p> <p>• 2008-09: Jarvis Varnado (Honorable Mention AP; CollegelInsider.com); Dee Bost (Honorable Mention Freshman CollegeHoops.net)</p> |
|--|---|

ALL-SEC

- 1949-50: Herb Hargett (2nd AP)
- 1950-51: Herb Hargett (2nd AP)
- 1951-52: Coyte Vance (2nd AP)
- 1952-53: Gerald Caveness (2nd AP)
- 1953-54: Gerald Caveness (3rd AP)
- 1954-55: Jim Ashmore (2nd AP)
- 1955-56: Jim Ashmore (1st AP & Coaches)
- 1956-57: Jim Ashmore (1st AP & Coaches)
- 1956-57: Bailey Howell (1st AP & Coaches)
- 1957-58: Bailey Howell (1st AP, Coaches)
- 1958-59: Bailey Howell (1st AP, Coaches)
- 1959-60: Jerry Graves (2nd AP, Coaches)
- 1959-60: Charles Hull (3rd AP)
- 1960-61: Jerry Graves (1st AP, Coaches)
- 1960-61: W.D. "Red" Stroud (3rd AP)
- 1961-62: Leland Mitchell (1st AP, Coaches)
- 1961-62: W.D. "Red" Stroud (1st AP, Coaches)
- 1962-63: Leland Mitchell (1st AP, Coaches)
- 1962-63: W.D. "Red" Stroud (1st AP, Coaches)
- 1962-63: Joe Dan Gold (3rd AP, Coaches)
- 1963-64: Doug Hutton (3rd AP)
- 1965-66: Dave Williams (2nd AP & UPI, Coach)
- 1965-66: Gary Washington (Hon. Mention AP)
- 1966-67: Dave Williams (1st UPI, 2nd AP)
- 1967-68: Tom Payne (2nd AP, 3rd UPI)
- 1969-70: Jack Bouldin (3rd AP)
- 1970-71: Jack Bouldin (2nd AP & UPI, Coach)
- 1972-73: Rich Knarr (3rd AP & UPI)
- 1973-74: Jerry Jenkins (3rd AP, Coaches)
- 1974-75: Jerry Jenkins (2nd AP, 3rd UPI, Coach)
- 1975-76: Ray White (3rd AP & UPI, Coaches)
- 1976-77: Rickey Brown (2nd AP & UPI, Coach)
- 1977-78: Wiley Peck (2nd AP)
- 1977-78: Ray White (2nd AP, 3rd UPI, Coach)
- 1977-78: Rickey Brown (2nd UPI, 3rd AP)
- 1978-79: Wiley Peck (2nd AP & UPI, Coaches)
- 1978-79: Ray White (2nd AP & UPI, Coaches)
- 1978-79: Greg Grim (3rd AP)
- 1979-80: Rickey Brown (1st AP & UPI, Coach)
- 1980-81: Jeff Malone (2nd AP, 3rd UPI, Coach)
- 1981-82: Jeff Malone (2nd AP, 3rd UPI, Coach)

- 1982-83: Jeff Malone (1st AP & UPI, Coaches)
- 1984-85: Ken Harvey (3rd AP & UPI, Coaches)
- 1988-89: Cameron Burns (3rd AP & UPI, Coach)
- 1989-90: Cameron Burns (2nd AP & UPI, Coach)
- 1989-90: Greg Carter (3rd AP)
- 1990-91: Cameron Burns (1st AP, 2nd UPI, Coach)
- 1990-91: Greg Carter (1st AP & UPI, Coaches)
- 1991-92: Tony Watts (2nd AP, Coaches)
- 1991-92: Chuck Evans (3rd AP)
- 1992-93: Chuck Evans (2nd AP, Coaches)
- 1993-94: Erick Dampier (2nd AP & Coaches)
- 1993-94: Darryl Wilson (3rd AP)
- 1994-95: Erick Dampier (1st AP & Coaches)
- 1994-95: Darryl Wilson (2nd AP & Coaches)
- 1994-95: Marcus Grant (3rd Coaches)
- 1995-96: Erick Dampier (1st AP & Coaches)
- 1995-96: Darryl Wilson (1st Coaches, 2nd AP)
- 1996-97: Horatio Webster (2nd AP & Coaches)
- 1997-98: Horatio Webster (1st Coach, 2nd AP)
- 1997-98: Tyrone Washington (3rd AP & Coach)
- 1998-99: Tyrone Washington (2nd AP, 3rd Coaches)
- 1999-00: Robert Jackson (3rd Coaches)
- 2001-02: Mario Austin (2nd AP & Coaches)
- 2001-02: Derrick Zimmerman (3rd AP)
- 2002-03: Mario Austin (1st AP & Coaches)
- 2002-03: Timmy Bowers (3rd AP)
- 2002-03: Derrick Zimmerman (3rd AP)
- 2003-04: Timmy Bowers (1st AP & Coaches)
- 2003-04: Lawrence Roberts (1st AP & Coach)
- 2004-05: Lawrence Roberts (1st AP & Coach)
- 2004-05: Shane Power (2nd Coaches)
- 2005-06: Charles Rhodes (2nd AP & Coaches)
- 2006-07: Jamont Gordon (1st Coach & 2nd AP)
- 2006-07: Charles Rhodes (2nd Coaches)
- 2007-08: Jamont Gordon (1st Coach & 1st AP)
- 2007-08: Charles Rhodes (1st Coach & 2nd AP)
- 2007-08: Jarvis Varnado (Honorable Men. AP)
- 2008-09: Jarvis Varnado (1st Coach & 1st AP)
- 2009-10: Jarvis Varnado (1st Coach & 1st AP)
- 2009-10: Dee Bost (2nd Coach & HM AP)
- 2010-11: Dee Bost (2nd Coach & HM AP)

SEC COACH OF THE YEAR

- 1960-61: Babe McCarthy (AP)
- 1961-62: Babe McCarthy (AP)
- 1962-63: Babe McCarthy (AP)
- 1970-71: Kermit Davis (AP)
- 1977-78: Ron Greene (AP, UPI)
- 1984-85: Bob Boyd (AP, UPI)
- 1990-91: Richard Williams (UPI, Coaches)
- 1994-95: Richard Williams (AP, Coaches)
- 2003-04: Rick Stansbury (AP)

SEC PLAYER OF THE YEAR

- 1956-57: Jim Ashmore (AP players poll)
- 1957-58: Bailey Howell (AP players poll, United Press)
- 1958-59: Bailey Howell (AP players poll)
- 1961-62: W.D. "Red" Stroud (AP poll)
- 1982-83: Jeff Malone (UPI)
- 2003-04: Lawrence Roberts (AP, Coaches)

SEC NEWCOMER OF THE YEAR

- 1996-97: Horatio Webster (AP)
- 2003-04: Lawrence Roberts (AP)

SEC DEFENSIVE PLAYER OF THE YEAR

- 1961-62: Jack Berkshire
- 2007-08: Jarvis Varnado (Unanimous pick)
- 2008-09: Jarvis Varnado
- 2009-10: Jarvis Varnado

SEC ALL-FRESHMAN

- 1985-86: Greg Lockhart
- 1988-89: Tony Watts
- 1993-94: Erick Dampier (Unanimous pick)
- 2003-04: Gary Ervin (Unanimous pick)
- 2005-06: Jamont Gordon (Unanimous pick)
- 2006-07: Ben Hansbrough; Barry Stewart
- 2008-09: Dee Bost



BULLDOG HONOR ROLL

SEC ALL-DEFENSIVE TEAM

- 1990-91: Greg Carter (Coaches)
- 2007-08: Jarvis Varnado (Coaches)
- 2008-09: Jarvis Varnado (Coaches)
- 2009-10: Jarvis Varnado (Coaches)

SEC SCHOLAR-ATHLETE OF THE YEAR

- 2003-04: Shane Power
- 2010-11: Riley Benock

SEC PLAYER OF WEEK

- 2-3-91: Greg Carter
- 3-3-91: Greg Carter
- 2-17-92: Tony Watts
- 1-17-94: Erick Dampier
- 1-9-95: Erick Dampier
- 2-6-95: Darryl Wilson
- 12-4-95: Erick Dampier
- 1-8-96: Darryl Wilson
- 2-12-96: Darryl Wilson
- 1-4-98: Tyrone Washington
- 2-7-99: Detrick White
- 1-1-01: Antonio Jackson
- 1-7-02: Mario Austin
- 3-4-02: Mario Austin
- 12-15-02: Mario Austin
- 11-24-03: Lawrence Roberts
- 2-16-04: Lawrence Roberts
- 3-8-04: Timmy Bowers
- 12-27-04: Lawrence Roberts
- 1-3-05: Lawrence Roberts
- 12-31-07: Barry Stewart
- 1-21-08: Jamont Gordon
- 3-3-08: Charles Rhodes
- 11-24-08: Jarvis Varnado
- 12-14-09: Ravern Johnson
- 1-18-10: Jarvis Varnado
- 3-1-10: Jarvis Varnado
- 1-17-11: Dee Bost
- 3-7-11: Ravern Johnson

SEC ROOKIE OF THE WEEK

- 1-11-88: Carl Nichols
- 1-23-89: Tony Watts
- 2-6-89: Cameron Burns
- 2-20-89: Cameron Burns
- 3-9-92: Johnny Walker

SEC FRESHMAN OF THE WEEK

- 12-5-05: Jamont Gordon
- 12-26-05: Jamont Gordon
- 2-6-06: Jamont Gordon
- 3-6-06: Jamont Gordon
- 12-4-06: Ben Hansbrough
- 1-15-07: Barry Stewart
- 1-22-07: Barry Stewart
- 1-12-09: Dee Bost
- 2-9-09: Dee Bost

SEC ACADEMIC HONOR ROLL

- 1962-63: Joe Dan Gold, Physical Education
- 1963-64: Aubrey Nichols, Pre-Law (2nd Team)
- 1966-67: John Sapen, Mathematics
- Herb Biggs, Political Science (HM)
- 1968-69: Chuck Wade, Education
- 1970-71: Johnny Pearson, Pol. Science (2nd T)
- 1971-72: Jeff Watkins, Mech. Engineering
- Johnny Pearson, Business (HM)
- 1972-73: Terry Kusnierz, Education
- 1973-74: Bill Singletary, Business
- Rich Knarr, Physical Education

- Jeff Stroman, Business (2nd Team)
- Terry Kusnierz, Phys. Education (HM)
- 1974-75: Jeff Stroman, Accounting (2nd Team)
- 1975-76: Rich Knarr, Physical Education
- Joe Dean, Education (2nd Team)
- Jeff Stroman, Accounting (2nd Team)
- 1979-80: Tom Schuberth, Physical Education
- 1986-87: Mark Peters, Chemical Engineering
- 1988-89: Carl Nichols, Computer Engineering
- 1989-90: Carl Nichols, Business Accounting
- Cameron Burns, Physical Education
- 1990-91: Carl Nichols, Accounting
- Brad Smith, Undecided
- 1992-93: Orien Watson, Fitness Management
- Marcus Grant, Communication
- 1993-94: David Domingue, Communication
- Marcus Grant, Communication
- 1994-95: Marcus Grant, Communication
- Whit Hughes, Pre-Accountancy
- Russell Walters, Poultry Science
- Jay Walton, Communication
- 1995-96: Erick Dampier, Teaching & Coaching
- Whit Hughes, Marketing
- Jay Walton, MBA
- Bubba Wilson, Interdiscipline Studies
- 1996-97: McKie Edmonson, Accounting
- Whit Hughes, Marketing
- Bart Hyche, General Business Admin.
- 1997-98: McKie Edmonson, Accounting
- Whit Hughes, MBA
- Bart Hyche, Marketing
- David Redding, Educ. Psychology
- 1998-99: Bart Hyche, Marketing
- Tyrone Washington, Gen. Bus. Ad.
- Detrick White, Interdiscipline Studies
- 2000-01: T.J. Billups, Sports Communication
- Ward Griffith, Teaching/Coaching
- Robert Jackson, Teaching/Coaching
- 2001-02: Corey Stidham, Teaching/Coaching
- 2002-03: Guy Gardner, Secondary Education
- Roy Goffer, Business Info. Systems
- Michal Ignerski, Fitness Management
- Wesley Morgan, Sports Comm.
- Corey Stidham, Teaching/Coaching
- 2003-04: Michael Boler, Biological Sciences
- Dennis Buse, Mktg./Sports Admin.
- Wesley Morgan, Sports Comm.
- Shane Power, Sports Communication
- 2004-05: Billy Begley, Business Management
- Michael Boler, Biological Sciences
- Wesley Morgan, Physical Education
- Shane Power, Sports Administration
- Piotr Stelmach, Physical Education
- 2005-06: Billy Begley, Business Management
- Michael Boler, Biological Sciences
- Wesley Morgan, Communication
- Piotr Stelmach, Physical Education
- 2006-07: Billy Begley, Business Management
- Piotr Stelmach, Physical Education
- 2007-08: Billy Begley, Business Management
- Joesph Iupe, Accounting
- 2008-09: Riley Benock, Physical Education
- Brandon Bolen, Economics
- Taylor Luczak, Political Science
- 2009-10: Riley Benock, Physical Education
- Twany Beckham, Business
- Brandon Bolen, Economics
- Taylor Luczak, Political Science
- 2010-11: Riley Benock, Kinesiology
- Brandon Bolen, Graduate Applied Econ
- Taylor Luczak, Political Science
- Charles Parker, Animal & Dairy Sciences
- Shaun Smith, Kinesiology

SEC FRESHMAN ACADEMIC HONOR ROLL

- 2002-03: Stephen Cowherd
- 2003-04: Billy Begley
- Piotr Stelmach
- 2006-07: Joseph Iupe
- 2007-08: Riley Benock
- 2008-09: Romero Osby
- Twany Beckham

SEC ALL-TOURNAMENT TEAM

- 1933: Frank Waits (1st Team)
- Buford Taylor (2nd Team)
- George Pillow (2nd Team)
- 1943: Eugene Bledsoe (1st Team)
- 1950: Willard Daley (2nd Team)
- 1951: Herb Hargett (2nd Team)
- 1952: Coyte Vance (2nd Team)
- 1983: Jeff Malone
- 1986: Chauncey Robinson
- 1996: Dontae' Jones (MVP), Darryl Wilson
- 1999: Detrick White
- 2002: Mario Austin (MVP)
- Derrick Zimmerman
- 2003: Timmy Bowers, Derrick Zimmerman
- 2009: Jarvis Varnado (MVP), Barry Stewart
- 2010: Jarvis Varnado, Barry Stewart

Southern Conference All-Tournament Team

- 1923: K.P. Gatchell
- H.G. Perkins
- 1924: K.P. Gatchell
- 1926: H.L. Stone (1st Team)

NCAA TOURNAMENT ALL-REGIONAL TEAM

- 1963: Leland Mitchell (Mideast Regional)
- 1996: Dontae' Jones (Southeast Reg. MVP)
- Erick Dampier (Southeast Regional)
- Darryl Wilson (Southeast Regional)

NIT ALL-TOURNAMENT TEAM

- 2007: Jamont Gordon

NABC ALL-DISTRICT TEAM

- 1951-52: Coyte Vance (Honorable Mention)
- 1956-57: Jim Ashmore
- 1957-58: Bailey Howell (1st Team)
- 1958-59: Bailey Howell (1st Team)
- 1960-61: Jerry Graves (2nd Team)
- 1961-62: Red Stroud (2nd Team)
- Leland Mitchell (3rd Team)
- 1962-63: Red Stroud (1st Team)
- Leland Mitchell (2nd Team)
- 1978-79: Ray White (1st Team)
- Wiley Peck (2nd Team)
- Rickey Brown (2nd Team)
- Rickey Brown (2nd Team)
- 1979-80: Rickey Brown (1st Team)
- 1980-81: Jeff Malone (2nd Team)
- 1981-82: Jeff Malone (1st Team)
- 1982-83: Jeff Malone (1st Team)
- 1988-89: Cameron Burns (2nd Team)
- 1990-91: Cameron Burns (1st Team)
- Greg Carter (2nd Team)
- Richard Williams (Coach of the Year)
- 1993-94: Erick Dampier (2nd Team)
- 1994-95: Erick Dampier (1st Team)
- Darryl Wilson (2nd Team)
- Richard Williams (Coach of the Year)
- 1995-96: Erick Dampier (1st Team)
- Darryl Wilson (1st Team)
- 1996-97: Horatio Webster (2nd Team)

100 Years Of Bulldog Basketball



BULLDOG HONOR ROLL

1997-98: Horatio Webster (1st Team)
 1998-99: Tyrone Washington (2nd Team)
 2001-02: Mario Austin (2nd Team)
 2002-03: Mario Austin (1st Team)
 2003-04: Lawrence Roberts (1st Team)
 Timmy Bowers (2nd Team)
 Rick Stansbury (Coach of the Year)
 2004-05: Lawrence Roberts (1st Team)
 2006-07: Jamont Gordon (2nd Team)
 2007-08: Jamont Gordon (1st Team)
 Charles Rhodes (2nd Team)
 2008-09: Jarvis Varnado (2nd Team)
 2009-10: Jarvis Varnado (1st Team)

USBWA ALL-DISTRICT TEAM

1990-91: Cameron Burns

Richard Williams (Coach of the Year)
 1993-94: Erick Dampier
 1994-95: Erick Dampier
 Darryl Wilson
 Richard Williams (Coach of the Year)
 1995-96: Erick Dampier
 1996-97: Horatio Webster
 1997-98: Horatio Webster
 2001-02: Mario Austin
 2002-03: Mario Austin
 2003-04: Lawrence Roberts
 Timmy Bowers
 Rick Stansbury (Coach of the Year)
 2004-05: Lawrence Roberts
 2007-08: Jamont Gordon
 2008-09: Jarvis Varnado
 2009-10: Jarvis Varnado

**SPORTING NEWS
 TOP DEFENSIVE PLAYER**
 2009-10: Jarvis Varnado

**NABC DEFENSIVE PLAYER
 OF THE YEAR**
 2009-10: Jarvis Varnado

LEFTY DRIESSELL AWARD
 2009-10: Jarvis Varnado

**COLLEGEINSIDER.COM
 SEC MVP**
 2009-10: Jarvis Varnado



Last year as senior, Riley Benock was named the SEC's Scholar Athlete of the Year.



In 2010, Jarvis Varnado was the first recipient of the Lefty Driesell Award.



In 2009, Dee Bost was tabbed Freshman All-American.




100 Years Of Bulldog Basketball

HALL OF FAMER BAILEY HOWELL

Bailey Howell, the greatest name in MSU basketball history, was enshrined into the Naismith Memorial Basketball Hall of Fame in Springfield, Mass., on Sept. 29, 1997.

Listed below are just some of the many accomplishments achieved by Bailey Howell during his record-setting three-year collegiate stint at Mississippi State and productive 12-year career in the NBA:

- ❖ Member of the Tennessee, Mississippi and MSU Sports Halls of Fame.
- ❖ Namesake of the Cellular South Howell Trophy, presented annually to the top male basketball player among Mississippi's four-year senior colleges.
- ❖ Two-time All-American and three-time, first-team All-SEC selection.
- ❖ Consensus first-team All-American as senior (1958-59) and consensus second-team All-American as a junior (1957-58).
- ❖ Ranked among the nation's Top 10 statistical leaders in both scoring and rebounding during all three varsity seasons (1957-59).
- ❖ Ranked fourth nationally in scoring during junior (27.8 ppg) and senior (27.5 ppg) years.
- ❖ Led the NCAA in field-goal percentage (56.8%) as a sophomore, and was second among nation's rebounding leaders as a senior (15.2 rpg).
- ❖ Owns MSU's career records for scoring average (27.1), rebounds (1,277), rebounding average (17.0 rpg), free throws made (682) and free throws attempted (892). Ranks second at MSU with 2,030 points.
- ❖ Owns MSU's single-game scoring (47 points vs. Union in 1958) and rebounding (34 rebounds vs. LSU in 1957) marks.
- ❖ Served as co-captain as a junior and tri-captain as a senior, helping lead coach Babe McCarthy's teams to a three-year composite record of 61-14, including an SEC title during his senior campaign.
- ❖ Starred for 12 years in the NBA, having ranked among the all-time Top 10 leaders in nine statistical categories upon his retirement in 1971.
- ❖ Six-time NBA All-Star named to the All-NBA Second Team in 1963
- ❖ Member of two NBA World Championship teams (1968 & 1969) with the Boston Celtics.
- ❖ Selected by the Detroit Pistons in the first round (second pick overall) of the 1959 NBA Draft.



Bailey Howell (center) with the MSU coaching staff.

Former MSU great Bailey Howell's career is documented thoroughly at the Mississippi Hall of Fame and Museum in Jackson, Miss.



Last April, MSU's Jarvis Varnado and Alexis Rack became the first players ever to win the Howell and Gillom Trophies in back-to-back years.



In 2005, Lawrence Roberts became the first recipient of the Cellular South Bailey Howell Award, presented each year to the top male basketball player in Mississippi.

POSTSEASON TOURNAMENT RECORDS

NCAA TOURNAMENT HISTORY (11-10)

1963 NCAA Midwest Reg. (East Lansing, MI)
Loyola (Chicago) 61, MSU 51 (1st Round)
MSU 65, Bowling Green 60 (Consolation)

1991 NCAA East Regional (Syracuse, NY)
Eastern Michigan 76, MSU 56 (1st Round)

1995 NCAA West Regional
MSU 75, Santa Clara 67 (1st Rnd @ Boise, ID)
MSU 78, Utah 64 (2nd Round @ Boise, ID)
UCLA 86, MSU 67 (Semis @ Oakland, CA)

1996 NCAA Southeast Regional
MSU 58, VCU 51 (1st Rnd @ Indianapolis, IN)
MSU 63, Princeton 41 (2nd Rnd @ Indianapolis)
MSU 60, UConn 55 (Semis @ Lexington, KY)
MSU 73, Cincinnati 63 (Finals @ Lexington, KY)

1996 NCAA Final Four (East Rutherford, NJ)
Syracuse 77, MSU 69 (National Semifinals)

2002 NCAA Midwest Regional (Dallas, TX)
MSU 70, McNeese State 58 (1st Round)
Texas 68, MSU 64 (2nd Round)

2003 NCAA East Regional (Birmingham, AL)
Butler 47, MSU 46 (1st Round)

2004 NCAA Atlanta Regional (Orlando, FL)
MSU 85, Monmouth 52 (1st Round)
Xavier 89, MSU 74 (2nd Round)

2005 NCAA Austin Regional (Charlotte, NC)
MSU 93, Stanford 70 (1st Round)
Duke 63, MSU 55 (2nd Round)

2008 NCAA Little Rock Reg. (Little Rock, AR)
MSU 76, Oregon 69 (1st Round)
Memphis 77, MSU 74 (2nd Round)

2009 NCAA Portland Regional (Portland, OR)
Washington 71, MSU 58 (1st Round)

NIT HISTORY (7-7)

1979 NIT (Starkville, MS)
Alcorn State 80, MSU 78 (1st Round)

1990 NIT (Starkville, MS/New Orleans, LA)
MSU 84, Baylor 75 (1st Round @ MSU)
New Orleans 65, MSU 60 (2nd Round @ UNO)

1994 NIT (Manhattan, KS)
Kansas State 78, MSU 67 (1st Round)

1999 NIT (Fort Collins, CO)
Colorado State 69, MSU 56 (1st Round)

2001 NIT (Starkville, MS/Pittsburgh, PA)
MSU 75, Southern Miss 68 (1st Round @ MSU)
MSU 66, Pittsburgh 61 (2nd Rnd @ Pittsburgh)
Tulsa 77, MSU 75 (Quarterfinals @ MSU)

2007 NIT (Starkville, MS)
MSU 82, Mississippi Valley St. 63 (1st Round)
MSU 101, Bradley 72 (2nd Round)
MSU 86, Florida State 71 (Quarterfinals)

2007 NIT Semifinals (New York, NY)
West Virginia 63, MSU 62 (National Semifinals)

2010 NIT (Starkville, MS)
MSU 81, Jackson State 67 (1st Round)
North Carolina 76, MSU 74 (2nd Round)

INDIVIDUAL SUPERLATIVES

Most Points Scored:

- 34, Charles Rhodes vs. Oregon (2008 NCAA)
- 32, Darryl Wilson vs. Utah (1995 NCAA)
- 28, Cameron Burns vs. Baylor (1990 NIT)
- 27, Darryl Wilson vs. Connecticut (1996 NCAA)
- 25, Mario Austin vs. McNeese St. (2002 NCAA)
- 23, Lawrence Roberts vs. Stanford (2005 NCAA)
- 23, Dontae' Jones vs. Cincinnati (1996 NCAA)
- 23, Tony Watts vs. Baylor (1990 NIT)
- 23, Leland Mitchell vs. Bowling Green (1963 NCAA)

Most Field Goals Made:

- 10, Charles Rhodes vs. Oregon (2008 NCAA)
- 10, Erick Dampier vs. Princeton (1996 NCAA)
- 10, Darryl Wilson vs. Utah (1995 NCAA)
- 9, Marckell Patterson vs. McNeese (2002 NCAA)
- 9, Dontae' Jones vs. Cincinnati (1996 NCAA)
- 9, Darryl Wilson vs. Connecticut (1996 NCAA)
- 9, Erick Dampier vs. Utah (1995 NCAA)
- 9, Cameron Burns vs. Baylor (1990 NIT)
- 9, Greg Grim vs. Alcorn State (1979 NIT)

Most Field Goals Attempted:

- 21, Darryl Wilson vs. UCLA (1995 NCAA)
- 20, Darryl Wilson vs. Utah (1995 NCAA)
- 19, Greg Carter vs. E. Michigan (1991 NCAA)
- 18, Lawrence Roberts vs. Duke (2005 NCAA)
- 18, Tang Hamilton vs. Colorado St. (1999 NIT)
- 18, Cameron Burns vs. E. Michigan (1991 NCAA)

Most 3-Point Field Goals Made:

- 7, Darryl Wilson vs. Connecticut (1996 NCAA)
- 6, Winsome Frazier vs. Stanford (2005 NCAA)
- 6, Darryl Wilson vs. Syracuse (1996 NCAA)

Most 3-Point Field Goals Attempted:

- 14, Darryl Wilson vs. UCLA (1995 NCAA)
- 13, Darryl Wilson vs. Syracuse (1996 NCAA)

Most Free Throws Made:

- 14, Charles Rhodes vs. Oregon (2008 NCAA)
- 13, Leland Mitchell vs. Bowling Green (1963 NCAA)
- 10, Darryl Wilson vs. Utah (1995 NCAA)
- 10, Cameron Burns vs. Baylor (1990 NIT)

Most Free Throws Attempted:

- 18, Charles Rhodes vs. Oregon (2008 NCAA)
- 16, Leland Mitchell vs. Bowling Green (1963 NCAA)
- 14, Mario Austin vs. McNeese St. (2002 NCAA)
- 13, Cameron Burns vs. Baylor (1990 NIT)

Most Rebounds:

- 14, Lawrence Roberts vs. Stanford (2005 NCAA)
- 14, Erick Dampier vs. Syracuse (1996 NCAA)
- 13, Tang Hamilton vs. Tulsa (2001 NIT)
- 13, Dontae' Jones vs. Cincinnati (1996 NCAA)
- 12, Jarvis Varnado vs. Bradley (2007 NIT)
- 12, Branden Vincent vs. Xavier (2004 NCAA)
- 12, Wiley Peck vs. Alcorn State (1979 NIT)

Most Assists:

- 10, Jamont Gordon vs. Bradley (2007 NIT)
- 9, Jamont Gordon vs. Oregon (2008 NCAA)
- 9, Jamont Gordon vs. West Virginia (2007 NIT)
- 9, Timmy Bowers vs. Monmouth (2004 NCAA)
- 9, Marcus Bullard vs. Princeton (1996 NCAA)

Most Blocked Shots:

- 8, Erick Dampier vs. Utah (1995 NCAA)
- 6, Charles Rhodes vs. Bradley (2007 NIT)
- 5, Erick Dampier vs. VCU (1996 NCAA)
- 5, Jarvis Varnado vs. Memphis (2008 NCAA)
- 5, Jarvis Varnado vs. Washington (2009 NCAA)

Most Steals:

- 5, Barry Stewart vs. Florida State (2007 NIT)
- 5, Timmy Bowers vs. McNeese St. (2002 NCAA)
- 4, Ben Hansbrough vs. Oregon (2008 NCAA)
- 4, Winsome Frazier vs. Xavier (2004 NCAA)
- 4, Ontario Harper vs. McNeese St. (2002 NCAA)

TEAM SUPERLATIVES

Most Points Scored:

- 101 vs. Bradley (2007 NIT)
- 93 vs. Stanford (2005 NCAA)
- 86 vs. Florida State (2007 NIT)
- 85 vs. Monmouth (2004 NCAA)

Most Field Goals Made:

- 39 vs. Bradley (2007 NIT)
- 33 vs. Alcorn State (1979 NIT)
- 32 vs. Stanford (2005 NCAA)
- 30 vs. Mississippi Valley State (2007 NIT)
- 30 vs. Monmouth (2004 NCAA)

Most Field Goals Attempted:

- 73 vs. Bradley (2007 NIT)
- 72 vs. Xavier (2004 NCAA)
- 68 vs. Mississippi Valley State (2007 NIT)

Best Field Goal Percentage:

- .600 [24-40] vs. Princeton (1996 NCAA)
- .589 [33-56] vs. Alcorn State (1979 NIT)
- .561 [32-57] vs. Stanford (2005 NCAA)

Most 3-Point Field Goals Made:

- 12 vs. Bradley (2007 NIT)
- 11 vs. North Carolina (2010 NIT)
- 11 vs. Syracuse (1996 NCAA)

Most 3-Point Field Goals Attempted:

- 32 vs. UCLA (1995 NCAA)
- 30 vs. Florida State (2007 NIT)
- 29 vs. North Carolina (2010 NIT)
- 29 vs. Jackson State (2010 NIT)
- 28 vs. Syracuse (1996 NCAA)

Best 3-Point Field Goal Percentage:

- .529 [9-17] vs. Stanford (2005 NCAA)
- .500 [6-12] vs. Baylor (1990 NIT)
- .467 [7-15] vs. Connecticut (1996 NCAA)

Most Free Throws Made:

- 30 vs. Baylor (1990 NIT)
- 29 vs. Jackson State (2010 NIT)
- 25 vs. Bowling Green (1963 NCAA)

Most Free Throws Attempted:

- 39 vs. Baylor (1990 NIT)
- 38 vs. Jackson State (2010 NIT)
- 36 vs. Oregon (2008 NCAA)
- 35 vs. Bowling Green (1963 NCAA)

Best Free Throw Percentage:

- 1.000 [6-6] vs. Syracuse (1996 NCAA)
- .852 [23-27] vs. Florida State (2007 NIT)
- .818 [9-11] vs. West Virginia (2007 NIT)

Most Rebounds:

- 51 vs. Bradley (2007 NIT)
- 51 vs. Bowling Green (1963 NCAA)
- 47 vs. Monmouth (2004 NCAA)

Most Assists:

- 22 vs. Bradley (2007 NIT)
- 21 vs. Syracuse (1996 NCAA)
- 19 vs. Monmouth (2004 NCAA)
- 18 vs. UCLA (1995 NCAA)
- 18 vs. Alcorn State (1979 NIT)

Most Turnovers:

- 21 vs. Syracuse (1996 NCAA)
- 20 vs. Virginia Commonwealth (1996 NCAA)
- 20 vs. UCLA (1995 NCAA)
- 20 vs. Santa Clara (1995 NCAA)

Most Blocked Shots:

- 10 vs. Bradley (2007 NIT)
- 10 vs. Baylor (1990 NIT)
- 8 vs. Utah (1995 NCAA)
- 7 vs. Mississippi Valley State (2007 NIT)
- 7 vs. Connecticut (1996 NCAA)
- 7 vs. Memphis (2008 NCAA)

Most Steals:

- 15 vs. Florida State (2007 NIT)
- 12 vs. Monmouth (2004 NCAA)
- 11 vs. Xavier (2004 NCAA)



MSU POSTSEASON TOURNAMENT HISTORY

2010 NIT FIRST ROUND

Mississippi State 81, Jackson State 67
March 16, 2010 • Starkville, MS
Humphrey Coliseum (4,433)

JSU	FG	3FG	FT	RB	PT	A
Burk	1-3	1-2	0-0	6	3	1
Jefferson	0-0	0-0	0-0	0	0	0
Melvin	3-6	0-2	2-2	2	8	2
Dixon	1-8	0-3	1-2	11	3	2
Johnson	9-23	6-14	8-10	5	32	2
Hanson	4-11	3-6	0-0	1	11	1
Blake	0-2	0-0	0-0	5	0	0
C. Williams	1-2	0-0	0-0	0	2	0
P. Williams	2-3	0-0	0-0	2	4	0
Swanier	0-1	0-0	0-0	1	0	0
Gregory	1-1	0-0	202	2	4	0
TOTALS	22-60	10-27	13-16	38	67	8

MSU	FG	3FG	FT	RB	PT	A
Augustus	4-7	3-6	2-2	5	13	0
Varnado	6-11	0-0	9-14	11	21	1
Johnson	1-6	0-5	2-2	1	4	1
Bost	4-8	2-6	8-10	4	18	6
Stewart	3-7	1-5	0-0	4	7	2
Osby	1-4	1-2	0-0	3	3	0
Parker	0-0	0-0	2-2	0	2	0
Benock	1-4	1-4	0-0	0	3	2
Luczak	0-0	0-0	1-2	1	1	0
Price	0-0	0-0	0-0	0	0	0
Turner	2-7	0-1	3-4	6	7	3
Lewis	0-0	0-0	0-0	0	0	0
Riek	0-0	0-0	2-2	0	2	0
TOTALS	22-54	8-29	29-38	35	81	15

Halftime score: MSU 32, JSU 23.



This shot in the closing seconds by North Carolina's John Drew over the out-stretch arms of Jarvis Varnado gave the Tar Heels a 76-74 victory against Mississippi State in the second round of the 2010 NIT in Starkville.

2010 NIT SECOND ROUND

North Carolina 76, Mississippi State 74
March 20, 2010 • Starkville, MS
Humphrey Coliseum (9,471)

UNC	FG	3FG	FT	RB	PT	A
Thompson	4-8	0-0	0-0	5	8	2
Henson	6-11	0-0	0-0	8	12	3
Ginyard	3-7	0-3	0-2	6	6	3
Drew	2-5	1-3	0-0	1	5	6
Graves	6-10	4-6	1-1	3	17	0
Strickland	3-4	0-0	2-3	3	8	2
McDonald	3-8	0-2	1-1	0	7	1
Watts	0-1	0-0	0-0	2	0	0
Zear	2-5	0-0	2-2	2	6	0
Zeller	3-7	0-0	1-1	7	7	17
Totals	32-66	5-14	7-10	41	76	17

MSU	FG	3FG	FT	RB	PT	A
Augustus	2-4	0-1	0-1	2	4	1
Varnado	5-9	0-0	4-5	7	14	2
Johnson	4-11	4-6	1-2	6	13	1
Bost	4-10	3-9	3-4	5	14	4
Stewart	5-13	3-7	5-7	5	18	2
Osby	1-2	0-0	0-0	0	2	0
Benock	0-2	0-2	0-0	0	0	0
Turner	3-7	1-4	2-2	6	9	2
Lewis	0-0	0-0	0-0	0	0	0
Totals	24-58	11-29	15-21	32	74	12

Halftime Score: UNC 36, MSU 33.



In his last game wearing the Maroon & White for the Bulldogs, guard Barry Stewart scored a game-high 18 points and hit three 3-pointers to give him 280 for his career, a school record.

100 Years Of Bulldog Basketball



MSU POSTSEASON TOURNAMENT HISTORY

100 Years Of Bulldog Basketball

2009 NCAA TOURNAMENT FIRST ROUND

Washington 71, Mississippi State 58
March 20, 2009 • Portland, OR
Rose Garden (17,586)

MSU	FG	3FG	FT	RB	PT	A
Stewart	4-6	2-3	4-4	1	14	0
Turner	3-7	2-5	0-0	9	8	0
Varnado	3-7	0-0	1-2	3	7	0
R. Johnson	3-13	1-5	0-0	3	7	0
Bost	1-10	0-3	3-5	3	5	4
Beckham	0-0	0-0	0-0	0	0	0
Osby	1-1	0-0	1-2	2	3	0
Benock	0-0	0-0	0-0	0	0	0
Luczak	0-1	0-1	0-0	0	0	0
Augustus	4-9	0-1	1-2	8	9	0
Bolen	0-0	0-0	0-0	0	0	0
B. Johnson	1-5	0-0	3-4	6	5	1
TOTALS	20-59	5-18	13-19	36	58	5

UW	FG	3FG	FT	RB	PT	A
Pondexter	9-17	0-0	5-6	8	23	2
Brockman	4-8	0-0	2-5	14	10	1
Gant	2-4	0-0	0-0	4	4	0
Thomas	3-13	0-4	3-4	2	9	5
Dentmon	1-6	0-2	2-2	3	4	1
Overton	3-3	1-1	0-0	3	1	1
Bryan-Amaning	2-5	0-0	0-0	3	4	0
Suggs	0-0	0-0	0-0	0	0	0
Wallace	0-0	0-0	0-0	0	0	0
Holiday	0-2	0-0	2-2	0	2	0
Turner	3-4	1-2	0-0	1	7	3
Wolfinger	0-0	0-0	1-2	0	1	0
TOTALS	27-62	2-9	15-21	45	71	13

Halftime score: UW 38, MSU 27.

2007 NIT FIRST ROUND

Mississippi State 82, Miss. Valley St. 63
March 13, 2009 • Starkville, MS
Humphrey Coliseum (5,501)

MVSU	FG	3FG	FT	RB	A	PT
Cannon	2-7	0-2	0-0	1	2	4
Bryant	2-5	0-0	0-2	8	0	4
Price	3-5	0-0	0-2	3	1	6
Snow	3-9	2-7	0-0	1	0	8
Clark	0-2	0-0	0-0	1	0	0
Parks II	1-1	1-1	0-0	0	0	3
Speech	3-9	0-1	0-0	4	2	6
Davis	1-3	0-1	0-0	1	3	2
Higgins	0-0	0-0	0-0	0	1	0
Lucas	7-10	0-0	8-11	4	0	22
Curry	0-2	0-0	2-2	1	1	2
Alexander	3-8	0-0	0-0	9	0	6
TOTALS	25-61	3-12	10-17	36	10	63

MSU	FG	3FG	FT	RB	A	PT
Delk, Rich	2-3	1-2	0-2	1	3	5
Slater	1-9	0-2	1-2	7	2	3
Rhodes	8-12	0-0	5-5	4	1	21
Delk, Reg	3-9	1-5	0-0	0	1	7
Gordon	8-12	2-4	0-2	9	8	18
Begley	0-3	0-2	0-0	0	0	0
Stewart	2-7	1-5	0-0	2	1	5
lupe	0-0	0-0	0-0	0	0	0
Hansbrough	3-7	2-6	7-8	5	1	15
Rimmer	0-0	0-0	0-0	0	0	0
Varnado	3-3	0-0	2-3	5	0	8
Goodridge	0-2	0-0	0-2	2	0	0
Stelmach	0-1	0-0	0-0	2	0	0
TOTALS	30-68	7-26	15-24	41	17	82

Halftime Score: MSU 40, MVSU 24.

2008 NCAA TOURNAMENT FIRST ROUND

Mississippi State 76, Oregon 69
March 21, 2008 • North Little Rock, AR
Alltel Arena (16,060)

UO	FG	3FG	FT	RB	A	PT
Hairston	7-17	3-8	5-6	7	0	22
Taylor	2-12	1-7	4-4	5	1	9
Leunen	5-11	1-6	2-2	7	2	13
Porter	5-17	4-13	4-5	4	5	18
Catron	1-2	0-1	1-2	3	2	3
Platt	0-0	0-0	0-0	0	0	0
Odia	1-3	0-2	0-0	2	2	2
Longmire	1-1	0-0	0-0	3	0	2
Viney	0-1	0-1	0-0	0	0	0
Brown	0-0	0-0	0-0	0	1	0
TOTALS	22-64	9-38	16-19	36	13	69

MSU	FG	3FG	FT	RB	A	PT
Hansbrough	2-5	0-3	1-2	4	3	5
Stewart	4-10	4-8	4-5	2	2	16
Rhodes	10-12	0-0	14-18	9	1	34
Varnado	5-7	0-0	1-2	8	1	11
Gordon	2-14	0-4	4-8	11	9	8
Johnson, Rav	0-1	0-1	0-0	1	0	0
Begley	0-0	0-0	0-0	0	0	0
Johnson, Bri	1-1	0-0	0-1	2	0	2
Turner	0-1	0-1	0-0	1	0	0
Bailey	0-0	0-0	0-0	0	0	0
TOTALS	24-51	4-17	24-36	40	16	76

Halftime Score: UO 38, MSU 28..

2007 NIT SECOND ROUND

Mississippi State 101, Bradley 72
March 17, 2007 • Starkville, MS
Humphrey Coliseum (5,733)

Bradley	FG	3FG	FT	RB	A	PT
Andrews	6-8	0-0	1-2	9	0	13
Franklin	4-13	3-5	4-4	3	5	15
Tauai	1-6	0-2	2-6	3	0	4
Crouch	4-10	3-8	1-2	1	4	12
Ruffin	4-11	1-5	2-2	5	5	11
Phillips	0-0	0-0	0-0	0	0	0
Salley	2-5	0-1	0-0	3	0	4
Warren	3-9	1-3	1-1	2	0	8
Adams	1-7	1-5	0-0	2	1	3
Lavin	0-1	0-1	0-0	1	0	0
Singh	1-1	0-0	0-0	1	1	2
TOTALS	26-71	9-30	11-17	32	16	72

MSU	FG	3FG	FT	RB	A	PT
Delk, Rich	3-5	0-2	0-0	3	4	6
Slater	6-10	1-2	0-0	8	1	13
Rhodes	7-10	0-0	3-4	8	0	17
Delk, Reg	5-10	3-6	2-4	3	2	15
Gordon	7-12	3-5	3-4	6	10	20
Begley	0-0	0-0	0-0	0	0	0
Stewart	4-9	4-7	1-2	4	0	13
lupe	1-1	0-0	0-0	0	0	2
Hansbrough	3-9	1-4	2-4	3	5	9
Varnado	3-7	0-1	0-0	12	0	6
Goodridge	0-0	0-0	0-0	0	0	0
Stelmach	0-0	0-0	0-0	0	0	0
TOTALS	39-73	12-27	11-18	51	22	101

Halftime Score: MSU 44.

2008 NCAA TOURNAMENT SECOND ROUND

Memphis 77, Mississippi State 74
March 23, 2008 • North Little Rock, AR
Alltel Arena (16,060)

MSU	FG	3FG	FT	RB	A	PT
Hansbrough	7-10	3-5	2-2	2	0	19
Stewart	1-12	0-6	2-3	5	1	4
Rhodes	7-14	0-0	0-1	10	1	14
Varnado	2-4	0-0	7-8	2	0	11
Gordon	7-16	4-7	3-6	11	5	21
Johnson, Rav	2-2	1-1	0-0	0	0	5
Johnson, Bri	0-2	0-0	0-0	1	1	0
Turner	0-0	0-0	0-0	0	1	0
Bailey	0-0	0-0	0-0	0	0	0
TOTALS	26-60	8-19	14-20	37	9	74

UM	FG	3FG	FT	RB	A	PT
Dozier	4-10	0-0	1-3	4	1	9
Dorsey	6-8	0-0	1-5	12	0	13
Anderson	1-5	0-3	2-6	4	4	4
Douglas-Rob	6-16	0-3	5-7	5	4	17
Rose	6-14	1-3	4-9	9	7	17
Taggart	0-3	0-1	2-2	7	1	2
Kemp	4-5	4-5	0-0	1	1	12
Allen	0-1	0-0	0-0	0	1	0
Mack	1-1	1-1	0-0	0	0	3
Robinson	0-0	0-0	0-0	0	0	0
TOTALS	28-63	6-16	15-32	45	19	77

Halftime Score: UM 36, MSU 27.

2007 NIT QUARTERFINALS

Mississippi State 86, Florida State 62
March 27, 2007 • Starkville, MS
Humphrey Coliseum (9,013)

FSU	FG	3FG	FT	RB	A	PT
Thornton	6-10	1-2	3-9	6	0	16
Echefu	0-2	0-1	0-0	5	1	0
Swann	10-17	9-13	2-2	5	0	31
Douglas	6-11	0-2	0-0	4	5	12
Rich	2-4	0-0	3-4	4	2	7
Mims	1-2	1-2	0-0	0	1	3
Allen	0-2	0-1	0-0	1	0	0
Breeden	0-1	0-0	0-1	1	0	0
Reid	1-1	0-0	0-0	4	1	2
TOTALS	26-50	11-21	8-16	31	10	71

MSU	FG	3FG	FT	RB	A	PT
Delk, Rich	3-5	1-2	0-0	3	1	7
Slater	4-12	2-7	3-3	3	0	13
Rhodes	5-9	0-0	4-6	6	0	14
Delk, Reg	1-5	0-4	0-0	2	1	2
Gordon	3-12	1-5	9-11	6	7	16
Begley	0-2	0-2	0-0	0	0	0
Stewart	3-7	1-4	3-3	3	1	10
lupe	0-0	0-0	0-0	1	0	0
Hansbrough	3-6	2-5	4-4	7	2	12
Varnado	5-5	0-0	0-0	2	0	10
Goodridge	1-1	0-0	0-0	2	0	2
Stelmach	0-2	0-1	0-0	0	0	0
TOTALS	28-66	7-30	23-27	39	12	86

Halftime Score: MSU 42, FSU 29.



MSU POSTSEASON TOURNAMENT HISTORY

2007 NIT SEMIFINALS

West Virginia 63, Mississippi State62
March 27, 2007 • New York City, NY
Madison Square Garden (7,713)

WVU	FG	3FG	FT	RB	A	PT
Nichols.....	7-13	2-5	1-2	6	3	17
Young.....	6-13	4-8	0-0	6	1	16
Summers.....	2-6	0-0	0-0	9	1	4
Alexander.....	1-5	0-1	0-0	0	1	2
Ruoff.....	3-7	0-2	4-5	5	4	10
Smalligan.....	1-7	1-5	3-5	7	2	6
Butler.....	2-9	0-2	2-4	4	0	6
Mazzulla.....	1-3	0-0	0-0	1	1	2
Smith.....	0-0	0-0	0-0	0	0	0
Totals.....	23-63	7-23	10-16	41	13	63

MSU	FG	3FG	FT	RB	A	PT
Delk, Rich.....	3-7	0-2	2-2	3	0	8
Slater.....	7-12	3-5	1-1	9	1	18
Rhodes.....	4-12	0-1	2-2	10	1	10
Delk, Reg.....	2-5	2-4	0-0	2	1	6
Gordon.....	4-11	0-1	3-4	6	9	11
Hansbrough.....	0-2	0-1	1-2	3	0	1
Stewart.....	3-7	2-5	0-0	2	1	8
Varnado.....	0-0	0-0	0-0	1	0	0
Totals.....	23-56	7-19	9-11	38	13	62

Halftime Score: MSU 32, WVU 28.

2004 NCAA TOURNAMENT FIRST ROUND

Mississippi State 85, Monmouth 52
March 19, 2004 • Orlando, FL
TD Waterhouse Centre (15,961)

Monmouth	FG	3FG	FT	RB	A	PT
Krayl.....	3-5	2-2	1-5	1	0	9
Hamilton.....	2-4	0-0	2-3	1	1	6
Boxler.....	2-5	0-0	0-0	3	0	4
Azzarelli.....	1-3	0-2	0-0	1	2	2
Byfield.....	4-10	4-8	0-0	2	1	12
Delic.....	1-4	1-4	0-0	0	0	3
Kaplan.....	1-2	1-2	0-0	1	2	3
Owens.....	0-3	0-1	0-0	0	0	0
Warner.....	0-1	0-1	0-0	0	0	0
Stephens.....	0-3	0-2	2-2	1	1	2
Alston.....	1-2	0-1	1-2	5	2	3
Hamlett.....	1-1	0-0	0-1	1	0	2
Kenny.....	1-4	1-4	0-0	1	1	3
Anderson.....	1-4	0-0	1-2	1	2	3
Totals.....	18-51	9-27	7-15	20	12	52

MSU	FG	3FG	FT	RB	A	PT
Roberts.....	6-9	2-3	5-5	4	2	19
Power.....	4-6	3-3	2-2	3	0	13
Vincent.....	4-4	0-0	6-10	11	1	14
Bowers.....	2-8	1-6	0-0	6	9	5
Frazier.....	1-6	1-5	0-0	3	3	3
Ervin.....	4-5	0-0	3-3	1	0	11
Buse.....	1-1	1-1	0-0	0	0	3
Boler.....	0-1	0-1	0-0	5	1	0
Slater.....	0-4	0-1	0-0	1	2	0
Morgan.....	1-1	0-0	0-1	2	0	2
Smith.....	1-2	0-0	0-0	2	1	2
Stelmach.....	2-4	0-2	1-2	5	0	5
Campbell.....	4-5	0-0	0-0	2	0	8
Totals.....	30-56	8-22	17-23	47	19	85

Halftime Score: MSU 46, Monmouth 34.

2005 NCAA TOURNAMENT FIRST ROUND

Mississippi State 93, Stanford 70
March 18, 2005 • Charlotte, NC
Charlotte Coliseum (23,207)

MSU	FG	3FG	FT	RB	A	PT
Roberts.....	8-14	0-1	7-9	14	1	23
Power.....	4-8	2-4	4-5	6	3	14
Harper.....	2-6	0-1	4-4	3	3	8
Ervin.....	2-4	0-0	1-2	2	2	5
Frazier.....	7-9	6-8	0-0	2	0	20
Rhodes.....	1-1	0-0	2-2	1	0	4
Begley.....	0-0	0-0	0-0	0	0	0
Edmondson.....	0-2	0-2	0-0	0	2	0
Cannon.....	0-1	0-0	0-0	1	1	0
Boler.....	1-1	1-1	2-2	0	0	5
Slater.....	3-4	0-0	0-0	3	0	6
Morgan.....	0-0	0-0	0-0	0	0	0
Stelmach.....	0-0	0-0	0-2	2	0	0
Campbell.....	4-7	0-0	0-0	4	1	8
Totals.....	32-57	9-17	20-26	39	13	93

Stanford	FG	3FG	FT	RB	A	PT
Washington.....	4-5	0-0	4-8	1	0	12
Haryasz.....	5-17	0-3	4-5	9	3	14
Little.....	6-11	0-0	2-3	6	0	14
Hernandez.....	5-12	3-8	4-4	3	4	17
Robinson.....	2-9	0-3	0-0	2	2	4
Finger.....	1-2	0-1	0-0	1	0	2
Haas.....	1-5	1-3	2-2	2	0	5
Prowitt.....	0-2	0-0	2-3	1	0	2
Totals.....	24-63	4-18	18-25	30	9	70

Halftime Score: MSU 44, Stanford 43.

2004 NCAA TOURNAMENT SECOND ROUND

Xavier 89, Bradley 74
March 21, 2004 • Orlando, FL
TD Waterhouse Centre (15,961)

Xavier	FG	3FG	FT	RB	A	PT
Cage.....	1-3	0-1	1-1	2	2	3
Doellman.....	5-10	2-4	1-1	8	3	13
Myles.....	3-7	0-0	2-4	14	1	8
Chalmers.....	11-13	4-4	5-6	2	2	31
Sato.....	4-10	2-3	2-2	7	2	12
Finn.....	6-9	5-7	5-9	1	3	22
Jackson.....	0-0	0-0	0-0	0	0	0
Christiansen.....	0-0	0-0	0-0	0	0	0
Cole.....	0-3	0-0	0-0	2	1	0
Caudle.....	0-0	0-0	0-0	0	0	0
Compton.....	0-0	0-0	0-0	0	0	0
Totals.....	30-55	13-19	16-23	38	14	89

MSU	FG	3FG	FT	RB	A	PT
Roberts.....	4-11	1-2	2-4	7	0	11
Power.....	6-11	3-6	1-2	3	2	16
Vincent.....	4-10	0-0	3-6	12	1	11
Bowers.....	6-14	2-7	1-2	1	5	15
Frazier.....	3-13	3-9	3-4	9	1	12
Ervin.....	3-8	0-1	3-3	2	5	9
Buse.....	0-0	0-0	0-0	0	0	0
Slater.....	0-0	0-0	0-0	0	0	0
Stelmach.....	0-2	0-1	0-0	0	0	0
Campbell.....	0-3	0-0	0-0	3	0	0
Totals.....	26-72	9-26	13-21	40	14	74

Halftime Score: Xavier 34, MSU 33.

2005 NCAA TOURNAMENT SECOND ROUND

Duke 63, Mississippi State 55
March 20, 2005 • Charlotte, NC
Charlotte Coliseum (23,207)

MSU	FG	3FG	FT	RB	A	PT
Roberts.....	5-18	0-0	7-10	11	3	17
Power.....	1-6	0-1	1-2	5	1	3
Harper.....	7-12	2-2	1-2	6	0	17
Ervin.....	1-8	0-2	1-3	3	5	3
Frazier.....	2-10	2-8	1-4	4	0	7
Rhodes.....	1-1	0-0	0-0	2	0	2
Edmondson.....	0-2	0-0	0-0	1	0	0
Slater.....	1-2	0-0	0-0	0	0	2
Morgan.....	0-0	0-0	0-0	0	0	0
Campbell.....	2-3	0-0	0-0	2	0	4
Totals.....	20-62	4-13	11-21	39	9	55

Duke	FG	3FG	FT	RB	A	PT
Williams.....	5-12	0-0	3-6	15	0	13
Randolph.....	0-4	0-1	2-3	5	3	2
Redick.....	5-17	2-9	4-4	5	0	16
Ewing.....	7-13	4-7	4-4	4	3	22
Dockery.....	1-2	1-2	2-2	4	1	5
Melchioni.....	0-1	0-1	2-2	2	0	2
Nelson.....	1-1	1-1	0-0	2	1	3
Love.....	0-0	0-0	0-0	3	0	0
Johnson.....	0-0	0-0	0-0	0	0	0
Totals.....	19-50	8-21	17-21	43	8	63

Halftime Score: Duke 30, MSU 22.

2003 NCAA TOURNAMENT FIRST ROUND

Butler 47, Mississippi State 46
March 21, 2003 • Birmingham, AL
Birmingham-Jefferson Civic Center (16,467)

Butler	FG	3FG	FT	RB	A	PT
Monserrez.....	1-6	1-3	0-0	4	0	3
Curry.....	0-3	0-2	0-0	1	0	0
Cornette.....	4-7	0-0	1-2	6	1	9
Miller.....	5-12	2-7	2-2	2	4	14
Archey.....	2-6	2-4	2-2	4	0	8
Lightfoot.....	6-13	0-2	1-2	7	0	13
Horan.....	0-0	0-0	0-0	1	0	0
Sheets.....	0-0	0-0	0-0	0	0	0
Totals.....	18-47	5-18	6-8	26	5	47

MSU	FG	3FG	FT	RB	A	PT
Harper.....	0-5	0-2	2-2	5	0	2
Ignerski.....	0-6	0-3	0-0	3	1	0
Austin.....	8-12	1-1	1-4	10	0	18
Bowers.....	2-9	2-8	3-4	4	3	9
Zimmerman.....	1-5	0-3	2-4	1	5	4
Campbell.....	0-0	0-0	0-0	1	0	0
Frazier.....	3-5	3-4	0-0	1	0	9
Vincent.....	2-2	0-0	0-0	4	1	4
Totals.....	16-44	6-21	8-14	30	10	46

Halftime Score: Butler 28, MSU 25.

100 Years Of Bulldog Basketball

MSU POSTSEASON TOURNAMENT HISTORY

2002 NCAA TOURNAMENT FIRST ROUND

Mississippi State 70, McNeese State 58
March 15, 2002 • Dallas, TX
American Airlines Center (19,951)

McNeese	FG	3FG	FT	RB	A	PT
Perkins.....	1-6	0-1	2-2	6	0	4
Gentry.....	4-8	0-0	3-6	9	0	11
Brewer.....	2-5	0-0	3-7	5	0	7
Bryant.....	2-4	1-3	0-1	1	1	5
Williams.....	6-14	2-3	1-2	9	5	15
Lewis.....	2-5	0-0	1-1	0	2	5
Coleman.....	2-10	1-8	0-0	1	0	5
Jackson.....	2-4	0-0	0-1	2	0	4
Johnson.....	0-0	0-0	0-0	0	0	0
Garriet.....	1-2	0-1	0-0	0	0	2
Beik.....	0-0	0-0	0-0	0	1	0
Teeter.....	0-0	0-0	0-0	1	0	0
Khorokorin.....	0-0	0-0	0-0	0	0	0
Totals.....	22-58	4-16	10-20	38	9	58

MSU	FG	3FG	FT	RB	A	PT
Gholar.....	1-5	1-3	1-2	4	1	4
Ignerski.....	0-2	0-1	0-0	3	0	0
Austin.....	8-13	0-0	9-14	9	2	25
Zimmerman.....	3-6	0-0	4-4	5	4	10
Patterson.....	9-11	2-3	0-0	1	1	20
Goffer.....	0-1	0-0	0-0	1	0	0
Campbell.....	0-1	0-0	0-0	0	0	0
Gardner.....	0-0	0-0	0-0	0	0	0
Bowers.....	4-10	1-3	2-2	4	4	11
Stidham.....	0-0	0-0	0-0	0	0	0
Frazier.....	0-0	0-0	0-0	0	0	0
Harper.....	0-1	0-0	0-0	5	3	0
Carr.....	0-1	0-1	0-0	0	0	0
Smith.....	0-3	0-0	0-0	2	0	0
Totals.....	25-54	4-11	16-22	40	15	70

Halftime Score: MSU 31, McNeese 25.

2001 NIT FIRST ROUND

Mississippi State 66, Pittsburgh 61
March 19, 2001 • Pittsburgh, PA
Fitzgerald Field House (6,798)

MSU	FG	3FG	FT	RB	A	PT
Patterson.....	4-9	2-4	1-2	7	4	11
Hamilton.....	2-9	0-2	0-0	6	0	4
Q. Smith.....	5-5	0-0	0-0	3	1	10
A. Jackson.....	4-8	2-5	0-0	4	2	10
Goffer.....	0-1	0-1	2-2	0	0	2
Billups.....	0-0	0-0	0-0	1	0	0
Bowers.....	0-0	0-0	0-0	0	0	0
Gholar.....	3-4	2-3	0-0	2	3	8
Zimmerman.....	7-11	1-3	0-0	3	3	15
Austin.....	3-10	0-0	0-0	4	1	6
Totals.....	28-57	7-18	3-4	35	14	66

Pittsburgh	FG	3FG	FT	RB	A	PT
Zavackas.....	3-3	3-3	2-2	1	1	11
Greer.....	1-8	0-5	1-2	2	3	3
Hawkins.....	3-6	0-0	0-0	7	1	6
Knight.....	3-11	2-8	4-6	6	7	12
Page.....	5-12	3-9	0-0	1	1	13
Brown.....	2-5	0-1	7-7	4	1	11
Johnson.....	1-3	0-1	1-2	2	0	3
Morris.....	1-1	0-0	0-0	0	0	2
Totals.....	19-49	8-27	15-19	26	14	61

Halftime Score: MSU 27, Pitt 27.

2002 NCAA TOURNAMENT SECOND ROUND

Texas 68, Mississippi State 64
March 17, 2002 • Dallas, TX
American Airlines Center (19,951)

Texas	FG	3FG	FT	RB	A	PT
Mouton.....	2-9	1-4	0-0	3	3	5
Erskin.....	8-9	0-0	1-1	4	0	17
Thomas.....	3-5	0-0	2-3	7	0	8
Ford.....	3-8	1-2	4-4	4	6	11
Ivey.....	2-5	1-4	5-6	5	2	10
Williams.....	0-2	0-0	0-0	2	2	0
Harris.....	2-4	1-3	1-1	1	1	6
Klotz.....	0-0	0-0	0-0	1	0	0
Ross.....	0-0	0-0	0-0	0	0	0
Boddicker.....	4-6	3-3	0-0	3	1	11
Totals.....	24-48	7-16	13-15	33	15	68

MSU	FG	3FG	FT	RB	A	PT
Gholar.....	3-4	2-3	0-1	2	2	8
Ignerski.....	3-8	1-5	5-5	3	1	12
Austin.....	5-8	0-0	2-2	6	1	12
Zimmerman.....	4-7	0-2	0-2	5	3	8
Patterson.....	2-5	0-2	0-1	2	0	4
Gardner.....	0-0	0-0	0-0	0	0	0
Bowers.....	5-13	2-8	3-4	2	0	15
Frazier.....	0-1	0-1	0-0	0	0	0
Harper.....	2-3	1-2	0-0	2	1	5
Smith.....	0-1	0-0	0-0	0	0	0
Totals.....	24-50	6-23	10-15	22	8	64

Halftime Score: Texas 41, MSU 29.

2001 NIT SECOND ROUND

Tulsa 77, Mississippi State 75
March 21, 2001 • Starkville, MS
Humphrey Coliseum (4,529)

Tulsa	FG	3FG	FT	RB	A	PT
Hill.....	2-5	1-4	0-0	2	2	5
Shelton.....	4-8	3-5	1-2	7	0	12
Johnson.....	5-8	1-2	5-10	6	2	16
Harrington.....	5-7	1-2	3-4	2	6	14
Swanson.....	3-6	1-2	2-3	4	2	9
Davis.....	1-2	0-0	0-0	2	0	2
Reed.....	6-10	3-4	2-4	1	3	17
Parker.....	0-4	0-1	0-0	1	0	0
Ledoux.....	0-0	0-0	0-0	0	0	0
Ingram.....	1-1	0-0	0-0	1	0	2
Totals.....	27-51	10-20	13-23	29	15	77

MSU	FG	3FG	FT	RB	A	PT
Patterson.....	5-10	4-7	6-6	5	2	20
Hamilton.....	3-10	0-4	3-5	13	0	9
Q. Smith.....	4-6	0-0	4-7	7	0	12
A. Jackson.....	2-14	0-8	2-5	2	3	6
Goffer.....	1-2	0-1	0-0	1	1	2
Billups.....	0-1	0-0	0-0	0	0	0
Bowers.....	0-1	0-1	0-0	0	0	0
Gholar.....	0-1	0-1	0-0	2	1	0
Zimmerman.....	4-6	1-1	5-5	5	3	14
Austin.....	6-11	0-0	0-1	4	0	12
Totals.....	25-62	5-23	20-29	42	10	75

Halftime Score: TU 38, MSU 31.

2001 NIT SECOND ROUND

Mississippi State 75, Southern Miss 68
March 14, 2001 • Starkville, MS
Humphrey Coliseum (4,895)

USM	FG	3FG	FT	RB	A	PT
Myles.....	7-10	2-3	4-6	5	3	20
Thompson.....	1-3	0-1	0-0	2	0	2
Jones.....	3-7	0-0	1-4	4	1	7
Cauthen.....	1-5	0-0	4-5	3	2	6
Wall.....	5-12	3-6	0-0	3	0	13
Meneses.....	0-0	0-0	0-0	0	0	0
Richardson.....	3-7	1-3	0-0	3	1	7
Henderson.....	0-3	0-0	1-2	6	0	1
Carter.....	0-4	0-1	2-2	3	0	2
Mims.....	2-8	2-6	0-0	8	1	6
Duncan.....	2-5	0-0	0-1	4	2	4
Totals.....	24-64	8-20	12-20	45	10	68

MSU	FG	3FG	FT	RB	A	PT
Patterson.....	7-13	1-3	6-9	5	1	21
Hamilton.....	4-9	0-1	0-0	8	1	8
Q. Smith.....	0-1	0-0	0-4	2	0	0
A. Jackson.....	3-8	1-4	4-4	0	1	11
Goffer.....	2-4	1-3	3-6	1	1	8
Billups.....	1-1	0-0	0-0	0	0	2
Bowers.....	1-2	0-1	0-0	1	0	2
Gholar.....	0-2	0-0	0-0	2	0	0
Zimmerman.....	5-10	0-0	1-2	8	3	11
Austin.....	4-9	0-0	4-6	4	3	12
Totals.....	27-59	3-12	18-31	37	10	75

Halftime Score: MSU 41, USM 27.



Rick Stansbury has guided Mississippi State to 10 postseason tournament appearances in his first 13 seasons at the Bulldog helm, including four-straight NCAA berth from 2002-2005 and last year's NIT.



MSU POSTSEASON TOURNAMENT HISTORY

1999 NIT FIRST ROUND

Colorado State 69, Mississippi State 56
March 10, 1999 • Fort Collins, CO
Moby Arena (5,096)

MSU	FG	3FG	FT	RB	A	PT
Patterson.....	1-1	0-0	3-4	2	0	5
Hamilton.....	4-18	0-10	0-0	11	0	8
Washington.....	4-9	0-0	0-1	4	1	8
White.....	4-13	2-7	0-0	3	7	10
Myles.....	2-6	1-1	0-0	4	3	5
Gholar.....	2-3	2-3	2-5	6	0	8
Hyche.....	2-4	0-2	0-0	2	1	4
Boswell.....	1-2	0-0	0-0	0	0	2
Roberts.....	2-8	0-0	0-0	4	0	4
Jackson.....	1-3	0-0	0-2	3	0	2
Totals.....	23-67	5-23	5-12	43	12	56

CSU	FG	3FG	FT	RB	A	PT
Sivesind.....	6-9	4-7	0-0	3	3	16
Goodwyn.....	4-12	1-2	6-7	7	2	15
Ford.....	3-3	0-0	1-2	8	1	7
Palacio.....	1-13	0-3	1-2	5	2	3
McKanstry.....	5-14	1-4	3-3	3	4	14
Smith.....	0-1	0-1	0-0	1	0	0
Harris.....	0-1	0-0	2-2	0	0	2
Martin.....	0-0	0-0	0-0	0	0	0
Mayer.....	0-0	0-0	0-0	0	0	0
Patik.....	1-1	0-0	0-0	3	0	2
Fisher.....	3-4	0-0	4-6	8	0	10
Totals.....	23-58	6-17	17-22	41	12	69

Halftime Score: CSU 33, MSU 28.

1996 NCAA TOURNAMENT FIRST ROUND

Mississippi State 60, Connecticut 55
March 22, 1996 • Lexington, KY
Rupp Arena (23,890)

MSU	FG	3FG	FT	RB	A	PT
Jones.....	6-16	0-1	1-2	10	4	13
Walters.....	1-2	0-0	1-2	6	1	3
Dampier.....	6-15	0-0	3-4	8	2	15
Bullard.....	1-6	0-2	0-0	2	6	2
D. Wilson.....	9-14	7-11	2-2	2	0	27
Hughes.....	0-2	0-0	0-0	3	1	0
Hyche.....	0-1	0-1	0-0	0	0	0
Totals.....	23-56	7-15	7-10	35	14	60

UConn	FG	3FG	FT	RB	A	PT
King.....	4-9	0-0	0-0	8	1	8
Johnson.....	0-4	0-1	2-2	1	2	2
Knight.....	5-10	0-0	0-0	13	2	10
Sheffer.....	3-14	2-7	2-2	9	5	10
Allen.....	9-25	4-10	0-2	6	1	22
Jones.....	1-5	1-2	0-0	2	0	3
Hayward.....	0-0	0-0	0-0	1	0	0
Carson.....	0-1	0-0	0-0	0	0	0
Totals.....	22-68	7-20	4-6	45	11	55

Halftime Score: MSU 37, UC 25.

1996 NCAA TOURNAMENT FIRST ROUND

Mississippi State 58, Va. Commonwealth 51
March 14, 1996 • Indianapolis, IN
RCA Dome (31,569)

VCU	FG	3FG	FT	RB	A	PT
Chappell.....	4-13	2-5	0-0	3	0	10
Hopkins.....	9-20	0-0	4-6	11	2	22
Byrd.....	1-5	0-0	3-6	2	1	5
Hamilton.....	1-5	0-4	0-0	3	4	2
Lee.....	1-7	1-5	0-0	6	2	3
Smith.....	0-3	0-0	0-0	3	0	0
Peabody.....	1-2	0-0	0-2	2	0	2
Reed.....	1-2	0-1	0-0	1	1	2
Talley.....	0-4	0-1	0-0	1	0	0
Marston.....	2-3	1-1	0-0	0	0	5
Totals.....	20-64	4-17	7-14	36	10	51

MSU	FG	3FG	FT	RB	A	PT
Jones.....	5-12	1-3	2-2	10	3	13
Walters.....	1-4	0-0	0-0	5	1	2
Dampier.....	6-9	0-0	1-2	7	0	13
Bullard.....	0-5	0-5	0-0	7	6	0
D. Wilson.....	5-14	2-4	3-4	5	1	15
Hughes.....	0-1	0-0	2-2	4	0	2
Hyche.....	3-6	2-4	0-0	3	1	8
Washington.....	2-3	0-0	1-3	2	0	5
Totals.....	22-54	5-16	9-13	46	12	58

Halftime Score: MSU 24, VCU 20.

1996 NCAA TOURNAMENT REGIONAL FINALS

Mississippi State 73, Cincinnati 63
March 24, 1996 • Lexington, KY
Rupp Arena (23,850)

MSU	FG	3FG	FT	RB	A	PT
Jones.....	9-17	2-6	3-3	13	0	23
Walters.....	0-2	0-0	1-2	10	0	1
Dampier.....	4-10	0-0	1-4	6	2	9
Bullard.....	3-7	1-3	4-7	4	3	11
D. Wilson.....	3-9	1-6	9-12	2	5	16
Washington.....	3-4	0-0	1-2	4	0	7
Hyche.....	2-2	1-1	0-0	0	1	5
Hughes.....	0-0	0-0	1-3	0	0	1
Totals.....	24-51	5-16	20-33	44	11	73

Cincinnati	FG	3FG	FT	RB	A	PT
Gregor.....	0-0	0-0	0-0	0	0	0
Fortson.....	6-15	0-0	12-16	13	2	24
Long.....	2-4	0-0	0-0	6	0	4
Flint.....	1-12	0-7	0-0	4	1	2
LeGree.....	5-8	1-1	0-2	5	4	11
Julson.....	1-2	0-0	1-2	2	0	3
Burton.....	6-20	5-16	0-0	3	2	17
Brannen.....	0-0	0-0	0-0	0	0	0
Monroe.....	1-2	0-0	0-0	2	0	2
Fletcher.....	0-0	0-0	0-0	0	0	0
Davis.....	0-0	0-0	0-0	0	2	0
Levett.....	0-2	0-2	0-0	0	0	0
Totals.....	22-65	6-26	13-20	38	11	63

Halftime Score: MSU 37, UC 29.

1996 NCAA TOURNAMENT SECOND ROUND

Mississippi State 63, Princeton 41
March 16, 1996 • Indianapolis, IN
RCA Dome (32,293)

Princeton	FG	3FG	FT	RB	A	PT
Doyal.....	3-5	1-3	0-1	4	2	7
Lewullis.....	0-5	0-4	0-0	1	0	0
Goodrich.....	5-13	2-5	2-2	2	3	14
Johnson.....	2-6	0-4	0-0	5	1	4
Henderson.....	4-10	2-6	1-1	2	3	11
Earl.....	0-2	0-2	0-0	1	1	0
Del-Toro.....	0-1	0-1	0-0	0	0	0
Mastaglio.....	1-1	1-1	0-0	0	0	3
Gregory.....	0-0	0-0	0-0	0	1	0
Rosenfeld.....	0-1	0-0	0-0	0	0	0
Hart.....	0-1	0-1	0-0	0	0	0
Hite.....	1-1	0-0	0-0	0	0	2
Totals.....	16-46	6-27	3-4	15	11	41

MSU	FG	3FG	FT	RB	A	PT
Jones.....	5-10	1-2	0-0	7	0	11
Walters.....	0-1	0-0	0-0	4	1	0
Dampier.....	10-12	0-0	0-2	7	0	20
Bullard.....	3-6	0-3	2-4	6	9	8
D. Wilson.....	4-8	3-7	2-2	1	1	13
Hughes.....	0-0	0-0	2-2	3	1	2
Edmonson.....	1-1	1-1	2-2	1	0	5
Hyche.....	1-1	0-0	0-0	1	2	2
B. Wilson.....	0-1	0-1	0-0	0	0	0
Washington.....	0-0	0-0	0-0	3	0	0
Walton.....	0-0	0-0	2-2	0	1	2
Totals.....	24-40	5-14	10-14	34	15	63

Halftime Score: MSU 31, PU 20.

1996 NCAA TOURNAMENT SEMIFINALS

Syracuse 77, Mississippi State 69
March 30, 1996 • East Rutherford, NJ
Continental Airlines Arena (19,229)

MSU	FG	3FG	FT	RB	A	PT
Jones.....	6-16	2-8	2-2	6	2	16
Walters.....	5-9	0-0	0-0	6	0	10
Dampier.....	4-6	0-0	4-4	14	6	12
Bullard.....	4-9	3-7	0-0	5	8	11
D. Wilson.....	7-16	6-13	0-0	2	3	20
Washington.....	0-0	0-0	0-0	1	0	0
Hyche.....	0-0	0-0	0-0	1	1	0
Hughes.....	0-0	0-0	0-0	5	1	0
Totals.....	26-56	11-28	6-6	41	21	69


Syracuse	FG	3FG	FT	RB	A	PT
Burgan.....	6-11	2-4	5-6	7	2	19
Wallace.....	6-14	1-1	8-10	4	2	21
Hill.....	7-11	0-0	1-2	2	1	15
Sims.....	3-5	1-3	4-4	5	9	11
Cipolla.....	3-9	1-3	2-2	1	1	9
Reafsnnyder.....	1-3	0-0	0-0	2	0	2
Janulis.....	0-2	0-1	0-0	0	0	0
Totals.....	26-55	5-12	20-24	21	15	77

Halftime Score: MSU 36, SU 36.

100 Years Of Bulldog Basketball

MSU POSTSEASON TOURNAMENT HISTORY

1994-95 NCAA SWEET SIXTEEN (22-8)



The 1994-95 Mississippi State Bulldogs knocked off a Steve Nash-led Santa Clara club and a Keith Van Horn-paced Utah contingent in the 1995 NCAA West Regional in Boise, Idaho, to earn a Sweet Sixteen showing before bowing to the eventual national champion UCLA Bruins at the regional semifinals in Oakland, Calif.

1995 NCAA TOURNAMENT FIRST ROUND

Mississippi State 75, Santa Clara 67
March 17, 1995 • Boise, ID
BSU Pavilion (11,853)

Santa Clara	FG	3FG	FT	RB	A	PT
Dunne.....	4-9	0-1	3-4	5	1	11
Sedlock.....	4-7	1-2	0-0	2	2	9
Zurek.....	3-10	0-1	2-2	4	0	8
Nash.....	7-13	4-9	4-4	7	2	22
Garnett.....	5-11	1-5	0-0	4	2	11
Jones.....	0-0	0-0	0-0	0	0	0
Anderson.....	1-3	0-1	0-0	0	1	2
Pierce.....	0-3	0-0	1-2	1	0	1
Von Buchwaldt.....	0-1	0-0	0-0	1	0	0
Graves.....	1-1	0-0	1-1	1	0	3
Totals.....	25-58	6-19	11-13	29	8	67

MSU	FG	3FG	FT	RB	A	PT
Grant.....	3-8	2-6	0-0	2	5	8
Price.....	2-3	0-0	0-0	1	1	4
Dampier.....	4-6	0-0	5-7	9	0	13
Honore.....	6-8	4-5	0-2	1	2	16
D. Wilson.....	4-12	2-9	9-10	6	5	19
Bullard.....	2-3	1-2	0-0	2	0	5
Hughes.....	0-0	0-0	0-0	1	0	0
Walters.....	3-7	0-0	0-0	6	2	6
B. Wilson.....	2-3	0-0	0-0	0	0	4
Totals.....	26-50	9-22	14-19	30	15	75

Halftime Score: MSU 36, SCU 29.

1995 NCAA TOURNAMENT SECOND ROUND

Mississippi State 78, Utah 64
March 19, 1995 • Boise, ID
BSU Pavilion (11,886)

MSU	FG	3FG	FT	RB	A	PT
Grant.....	5-10	4-5	1-2	4	3	15
Price.....	0-2	0-0	0-0	5	2	0
Dampier.....	9-13	0-0	3-4	10	0	21
Honore.....	2-9	0-4	2-2	0	3	6
D. Wilson.....	10-20	2-8	10-10	7	1	32
Bullard.....	0-2	0-1	0-0	2	1	0
Hughes.....	1-1	0-0	0-0	3	0	2
Walters.....	1-4	0-0	0-2	8	0	2
B. Wilson.....	0-0	0-0	0-0	0	0	0
Totals.....	28-61	6-18	16-20	40	10	78

Utah	FG	3FG	FT	RB	A	PT
Carroll.....	1-2	1-2	2-2	1	1	5
Van Horn.....	8-20	0-3	5-5	6	0	21
Melmeth.....	2-7	0-0	0-0	4	2	4
Preston.....	3-4	0-0	0-0	3	2	6
Jessie.....	4-10	1-2	4-5	8	4	13
Rydalch.....	2-9	2-7	0-0	2	1	6
Hansen.....	0-0	0-0	0-0	0	0	0
Jensen.....	2-3	0-0	3-4	4	2	7
Doleac.....	1-10	0-0	0-1	8	0	2
Totals.....	23-65	4-14	14-17	40	12	64

Halftime Score: MSU 35, Utah 22.

1995 NCAA TOURNAMENT SWEET 16

UCLA 86, Mississippi State 67
March 23, 1995 • Oakland, CA
Oakland Coliseum-Arena (14,399)

MSU	FG	3FG	FT	RB	A	PT
Grant.....	1-8	0-5	0-0	10	3	2
Price.....	3-5	0-0	0-0	2	3	6
Dampier.....	4-4	0-0	3-4	4	1	11
Honore.....	2-10	2-7	0-0	4	5	6
D. Wilson.....	7-21	5-14	3-5	6	3	22
Bullard.....	3-9	2-6	2-2	3	2	10
Hughes.....	0-0	0-0	0-0	1	0	0
Walters.....	3-5	0-0	4-6	7	1	10
Young.....	0-0	0-0	0-0	0	0	0
B. Wilson.....	0-0	0-0	0-0	0	0	0
Totals.....	23-62	9-32	12-17	41	18	67

UCLA	FG	3FG	FT	RB	A	PT
E. O'Bannon.....	8-14	3-6	2-3	8	1	21
C. O'Bannon.....	3-7	0-1	3-4	5	2	9
Zidek.....	5-11	0-0	1-4	2	0	11
Edney.....	4-6	1-2	1-2	3	8	10
Bailey.....	3-11	0-2	6-9	5	2	12
Dollar.....	0-1	0-0	2-6	6	2	2
Myers.....	0-0	0-0	0-0	0	0	0
Dempsey.....	0-0	0-0	0-0	0	0	0
Nwankwo.....	0-1	0-0	4-4	0	1	4
Givens.....	2-2	0-0	0-0	2	0	4
Henderson.....	2-3	0-0	4-5	2	1	8
Johnson.....	1-2	0-0	3-6	3	1	5
Totals.....	28-58	4-11	26-43	39	18	86

Halftime Score: UCLA 40, MSU 19.

1994 NIT FIRST ROUND

Kansas State 78, Mississippi State 67
March 17, 1994 • Manhattan, KS
Bramlage Coliseum (2,690)

MSU	FG	3FG	FT	RB	A	PT
Price.....	1-2	0-0	0-0	1	0	2
Domingue.....	2-2	0-0	0-0	5	3	4
Dampier.....	4-10	0-0	5-9	8	0	13
Honore.....	4-12	3-7	3-7	3	2	14
Grant.....	1-6	1-6	0-0	1	3	3
D. Wilson.....	6-12	4-9	6-6	5	1	22
Dorsey.....	3-6	1-3	0-0	2	1	7
B. Wilson.....	0-1	0-0	0-0	3	0	0
Walters.....	0-2	0-0	2-2	2	0	2
Brooks.....	0-0	0-0	0-0	0	0	0
Totals.....	21-53	9-25	16-24	31	10	67

KSU	FG	3FG	FT	RB	A	PT
Davis.....	2-3	0-0	1-2	3	2	5
Noland.....	3-8	0-3	0-0	4	1	6
Cunningham.....	5-8	0-0	6-7	6	0	16
Beane.....	5-7	2-2	1-1	3	6	13
Jones.....	8-17	3-9	1-3	4	3	20
Gavin.....	4-6	0-0	0-1	5	2	8
Lucas.....	2-5	0-0	0-0	4	0	4
Lewis.....	0-1	0-0	0-0	0	0	0
Hamilton.....	2-3	0-1	0-0	2	1	4
Hill.....	1-1	0-0	0-0	2	0	2
Strickland.....	0-1	0-0	0-0	0	0	0
Warta.....	0-1	0-0	0-0	0	0	0
Schmidt.....	0-0	0-0	0-0	0	2	0
Mourning.....	0-0	0-0	0-0	0	0	0
Totals.....	32-61	5-15	9-14	34	17	78

Halftime Score: KSU 38, MSU 26.

100 Years Of Bulldog Basketball



MSU POSTSEASON TOURNAMENT HISTORY

1991 NCAA TOURNAMENT FIRST ROUND

Eastern Michigan 76, Mississippi State 56
March 15, 1991 • Syracuse, NY
Carrier Dome (14,436)

EMU	FG	3FG	FT	RB	A	PT
Hallas.....	4-6	0-0	1-1	6	3	9
Ca. Thomas.....	5-9	4-7	2-3	3	2	16
Kennedy.....	9-13	0-0	4-6	16	1	22
Ch. Thomas.....	2-6	2-5	3-4	4	6	9
Neely.....	6-16	0-0	5-8	7	5	17
Boykin.....	0-1	0-0	0-1	0	0	0
Lewis.....	0-1	0-0	1-2	1	3	1
Felder.....	0-1	0-0	0-0	0	1	0
Frasor.....	1-1	0-0	0-0	1	0	2
Pangas.....	0-0	0-0	0-0	1	0	0
Totals.....	27-54	6-12	16-25	43	21	76

CSU	FG	3FG	FT	RB	A	PT
Carter.....	6-19	1-5	0-0	6	3	13
Burns.....	8-18	0-1	6-8	7	2	22
Nichols.....	2-4	0-0	0-0	6	1	4
Hartsfield.....	2-8	1-3	0-0	2	4	5
Smith.....	1-4	0-0	0-0	4	3	2
Watts.....	3-7	2-3	2-2	3	2	10
Morris.....	0-0	0-0	0-0	0	0	0
Watson.....	0-0	0-0	0-0	0	0	0
Hooper.....	0-2	0-1	0-0	1	1	0
Peterson.....	0-0	0-0	0-0	0	0	0
Totals.....	22-62	4-13	8-10	31	16	56

Halftime Score: EMU 35, MSU 28.

1979 NIT FIRST ROUND

Alcorn State 80, Mississippi State 78
March 8, 1979 • Starkville, MS
Humphrey Coliseum (9,745)

Alcorn State	FG	FT	RB	A	PT
L. Smith.....	6-8	7-8	8	3	19
Monroe.....	8-14	0-0	9	1	16
C. Jenkins.....	3-5	0-0	3	3	6
Horton.....	4-13	0-0	1	3	8
R. Smith.....	3-13	0-0	4	0	6
J. Jenkins.....	5-11	1-1	1	1	11
Bell.....	1-2	0-0	2	2	2
Wyatt.....	4-4	0-0	1	0	8
Baker.....	2-4	0-0	0	0	4
Totals.....	36-74	8-9	30	13	80

UConn	FG	FT	RB	A	PT
White.....	7-11	0-0	6	1	14
Brown.....	7-17	6-8	11	1	20
Peck.....	8-11	6-9	12	3	22
Schuberth.....	1-1	0-0	0	3	2
Jordan.....	1-4	0-0	3	5	2
Grim.....	9-12	0-0	2	5	18
Gaspard.....	0-0	0-0	0	0	0
Totals.....	33-56	12-17	36	18	78

Halftime Score: MSU 37, ASU 31.

1990 NIT FIRST ROUND

Mississippi State 84, Baylor 75
March 15, 1990 • Starkville, MS
Humphrey Coliseum (5,374)

Baylor	FG	3FG	FT	RB	A	PT
Denton.....	7-16	4-6	4-5	7	1	22
Jones.....	2-6	0-0	0-1	8	5	4
Holcombe.....	7-12	0-0	0-0	8	2	14
Wesley.....	5-14	2-7	5-6	4	3	17
Lindsey.....	1-2	0-0	0-0	1	1	2
Hunt.....	3-11	2-7	0-0	1	1	8
Chalmers.....	2-3	0-0	0-0	2	0	4
Schumacher.....	0-0	0-0	0-0	0	1	0
Christian.....	2-4	0-0	0-0	1	0	4
Totals.....	29-68	8-20	9-12	36	14	75

MSU	FG	3FG	FT	RB	A	PT
Carter.....	2-5	0-0	4-6	3	4	8
Burns.....	9-16	0-0	10-13	8	0	28
Merritt.....	2-5	1-2	0-1	11	4	5
Hartsfield.....	3-9	3-6	6-7	2	5	15
Watts.....	6-14	2-4	9-9	6	2	23
Nichols.....	0-1	0-0	1-2	4	0	1
Smith.....	1-2	0-0	0-0	0	0	2
Woodard.....	1-1	0-0	0-1	3	2	2
Peterson.....	0-0	0-0	0-0	0	0	0
Totals.....	24-53	6-12	30-39	38	17	84

Halftime Score: MSU 39, BU 32.

1963 NCAA TOURNAMENT FIRST ROUND

Loyola (Chicago) 61, Mississippi State 51
March 15, 1963 • East Lansing, MI
Jenison Field House (12,143)

MSU	FG	FT	RB	PT
Mitchell.....	6-10	2-5	11	14
Gold.....	3-9	5-7	3	11
Brinker.....	3-6	3-5	7	9
Hutton.....	5-9	0-2	1	10
Stroud.....	3-15	1-1	3	7
Nichols.....	0-0	0-0	0	0
Totals.....	20-49	11-20	35	51

Loyola	FG	FT	RB	PT
Harkness.....	7-11	6-7	9	20
Rouse.....	8-24	0-0	19	16
Hunter.....	3-13	6-7	10	12
Egan.....	1-9	0-1	1	2
Miller.....	5-9	1-1	4	11
Wood.....	0-0	0-0	1	0
Totals.....	24-66	13-16	48	61

Halftime Score: LU 26, MSU 19.

1990 NIT SECOND ROUND

New Orleans 65, Mississippi State 60
March 19, 1990 • New Orleans, LA
Kiefer UNO Lakefront Arena (9,111)

MSU	FG	3FG	FT	RB	A	PT
Carter.....	6-7	1-1	2-2	5	4	15
Burns.....	6-14	0-0	4-5	5	0	16
Merritt.....	3-6	2-4	0-0	6	1	8
Hartsfield.....	2-10	1-4	2-2	3	2	7
Watts.....	1-5	0-3	3-4	2	3	5
Smith.....	0-3	0-0	2-2	3	0	2
Woodard.....	1-6	1-1	2-4	4	1	5
Nichols.....	1-1	0-0	0-1	4	0	2
Totals.....	20-52	5-13	15-20	34	11	60

UNO	FG	3FG	FT	RB	A	PT
Collins.....	6-8	0-0	5-5	3	0	17
Harris.....	6-11	0-0	10-13	6	1	22
Johnson.....	0-2	0-0	0-0	7	2	0
Clarke.....	2-4	2-3	0-0	0	8	6
Richardson.....	4-7	0-0	2-3	6	2	10
Bennett.....	1-5	0-1	3-4	0	0	5
Laiche.....	0-0	0-0	0-0	1	0	0
Dyer.....	2-5	0-1	0-0	1	1	4
Moore.....	0-1	0-0	1-2	1	0	1
Hill.....	0-0	0-0	0-0	0	0	0
Totals.....	21-43	2-5	21-27	28	14	65

Halftime Score: UNO 38, MSU 35.

1963 NCAA TOURNAMENT CONSOLATION GAME

Mississippi State 65, Bowling Green 60
March 16, 1963 • East Lansing, MI
Jenison Field House (12,143)

MSU	FG	FT	RB	PT
Mitchell.....	5-14	13-16	8	23
Brinker.....	2-6	3-3	10	7
Shows.....	2-5	1-3	7	5
Hutton.....	5-11	4-7	3	14
Stroud.....	5-13	3-3	2	13
Williams.....	0-5	1-2	6	1
Posey.....	0-1	0-0	2	0
Nichols.....	1-1	0-1	4	2
Totals.....	20-56	25-35	51	65

BG	FG	FT	RB	PT
Junior.....	3-12	3-3	5	9
Chatman.....	0-2	0-1	6	0
Thurmond.....	6-22	7-10	31	19
Haley.....	1-1	0-0	1	2
Komives.....	7-26	6-7	2	20
Reynolds.....	0-3	0-0	0	0
Gilbert.....	1-3	2-3	2	4
Chapman.....	0-3	0-0	3	0
Pepin.....	2-3	0-0	1	4
Baker.....	1-5	0-0	1	2
Totals.....	21-80	18-24	60	60

Halftime Score: MSU 34, BGSU 26.

100 Years Of Bulldog Basketball

MSU SEC TOURNAMENT RECORDS

100 Years Of Bulldog Basketball

SEC TOURNAMENT HISTORY

(27-48; 22-29 SINCE RENEWAL)

Year	Site	Opponent (Round)	Result
1933	Atlanta	Alabama (2nd)	W, 30-25
1933		Vanderbilt (Semis)	W, 48-36
1933		Kentucky (Finals)	L, 46-27
1934	Atlanta	Alabama (2nd)	L, 37-25
1936	Knoxville	Kentucky (2nd)	L, 41-39
1937	Knoxville	Georgia Tech (1st)	L, 43-30
1938	Baton Rouge	Tennessee (1st)	L, 41-34
1939	Knoxville	Vanderbilt (1st)	L, 73-40
1940	Knoxville	Vanderbilt (1st)	L, 46-36
1941	Louisville	Tennessee (1st)	L, 35-29
1942	Louisville	Tennessee (2nd)	L, 50-40
1943	Louisville	Georgia Tech (2nd)	W, 48-41
1943		Kentucky (Semis)	L, 52-43
1945	Louisville	Georgia Tech (2nd)	L, 60-33
1946	Louisville	Georgia (2nd)	L, 45-44
1947	Louisville	Georgia Tech (1st)	L, 65-52
1948	Louisville	Tennessee (1st)	L, 73-52
1949	Louisville	Tennessee (1st)	L, 73-46
1950	Louisville	Tulane (1st)	W, 56-47
1950		Kentucky (2nd)	L, 56-46
1951	Louisville	Kentucky (1st)	L, 92-70
1952	Louisville	LSU (1st)	L, 77-44
1979	Birmingham	Georgia (1st)	L, 75-72
1980	Birmingham	Alabama (2nd)	L, 76-75
1981	Birmingham	Vanderbilt (1st)	L, 71-58
1982	Lexington	Auburn-OT (1st)	L, 38-36
1983	Birmingham	Vanderbilt (2nd)	W, 76-61
1983		Alabama (Semis)	L, 51-50
1984	Nashville	Georgia (1st)	L, 52-49
1985	Birmingham	Alabama (2nd)	L, 42-31
1986	Lexington	Vanderbilt (1st)	W, 62-54
1986		Auburn (2nd)	W, 65-63
1986		Alabama (Semis)	L, 77-65
1987	Atlanta	LSU (1st)	L, 68-54
1988	Baton Rouge	Georgia (1st)	L, 64-43
1989	Knoxville	Georgia (1st)	L, 83-68
1990	Orlando	Alabama (2nd)	L, 59-44
1991	Nashville	Tennessee (2nd)	L, 87-70
1992	Birmingham	Vanderbilt (1st)	L, 77-55
1993	Lexington	Georgia (1st)	L, 87-56
1994	Memphis	Tennessee (1st)	W, 73-69
1994		Kentucky (2nd)	L, 95-76
1995	Atlanta	Florida (2nd)	L, 80-64
1996	New Orleans	Auburn (2nd)	W, 69-58
1996		Georgia (Semis)	W, 86-68
1996		Kentucky (Finals)	W, 84-73
1997	Memphis	Vanderbilt-OT (1st)	L, 73-67
1998	Atlanta	Georgia (1st)	L, 79-76
1999	Atlanta	Vanderbilt (1st)	W, 76-58
1999		Tennessee (2nd)	W, 62-56
1999		Arkansas-OT (Semis)	L, 84-79
2000	Atlanta	Vanderbilt (1st)	L, 76-53
2001	Nashville	South Carolina (1st)	L, 69-62
2002	Atlanta	Florida (2nd)	W, 62-52
2002		LSU (Semis)	W, 57-51
2002		Alabama (Finals)	W, 61-58
2003	New Orleans	Ole Miss (2nd)	W, 73-64
2003		LSU (Semis)	W, 76-61
2003		Kentucky (Finals)	L, 64-57
2004	Atlanta	Vanderbilt-OT (2nd)	L, 74-70
2005	Atlanta	Georgia (1st)	W, 76-65
2005		Florida (2nd)	L, 80-64
2006	Nashville	South Carolina (1st)	L, 59-44
2007	Atlanta	Kentucky-OT (2nd)	W, 84-82
		Arkansas (Semis)	L, 81-72
2008	Atlanta	Alabama-OT (1st)	W, 69-67
		Georgia (Semis)	L, 64-60
2009	Tampa	Georgia (1st)	W, 79-60
		South Carolina (2nd)	W, 82-68
		LSU (Semis)	W, 67-57
		Tennessee (Finals)	W, 64-61
2010	Nashville	Florida (2nd)	W, 75-69
		Vanderbilt (Semis)	W, 62-52
		Kentucky-OT (Finals)	L, 75-74
2011	Atlanta	Vanderbilt (2nd)	L, 87-81

INDIVIDUAL SUPERLATIVES

Most Points Scored:

- 30, Jeff Malone vs. Vanderbilt (3-11-83)
- 28, Dontae' Jones vs. Kentucky (3-10-96)
- 27, Detrick White vs. Arkansas (3-6-99)
- 27, Terry Lewis vs. Vanderbilt (3-11-83)

Most Field Goals Made:

- 12, Dontae' Jones vs. Kentucky (3-10-96)
- 12, Jeff Malone vs. Vanderbilt (3-11-83)
- 11, Terry Lewis vs. Vanderbilt (3-11-83)

Most Field Goals Attempted:

- 23, Jeff Malone vs. Alabama (3-12-83)
- 21, Jeff Malone vs. Vanderbilt (3-4-81)
- 20, Jeff Malone vs. Vanderbilt (3-11-83)

Most 3-Point Field Goals Made:

- 6, Timmy Bowers vs. LSU (3-15-03)
- 5, Marcus Grant vs. Kentucky (3-11-94)
- 4, Bart Hyche vs. Vanderbilt (3-6-97)
- 4, Darryl Wilson vs. Kentucky (3-10-96)
- 4, Darryl Wilson vs. Georgia (3-9-96)
- 4, Darryl Wilson vs. Florida (3-10-95)
- 4, Reginald Boykin vs. Georgia (3-10-88)

Most 3-Point Field Goals Attempted:

- 11, Bart Hyche vs. Vanderbilt (3-6-97)
- 10, Bart Hyche vs. Georgia (3-5-98)
- 10, Marcus Grant vs. Kentucky (3-11-94)

Most Free Throws Made:

- 12, Darryl Wilson vs. Tennessee (3-10-94)
- 10, Timmy Bowers vs. Ole Miss (3-14-03)

Most Free Throws Attempted:

- 17, Darryl Wilson vs. Tennessee (3-10-94)
- 11, Cameron Burns vs. Tennessee (3-8-91)
- 11, Jamont Gordon vs. Alabama (3-14-08)

Most Rebounds:

- 15, Tyrone Washington vs. Arkansas (3-6-99)
- 14, Rickey Brown vs. Alabama (2-28-90)
- 12, Tyrone Washington vs. Vanderbilt (3-4-99)
- 12, Tyrone Washington vs. Vanderbilt (3-6-97)

Most Assists:

- 11, Derrick Zimmerman vs. LSU (3-15-03)
- 11, Dee Bost vs. Vanderbilt (3-11-11)**
- 10, Tracy Taylor vs. Vanderbilt (3-5-86)
- 9, Marcus Bullard vs. Kentucky (3-10-96)
- 8, Detrick White vs. Vanderbilt (3-4-99)
- 8, Marcus Bullard vs. Auburn (3-8-96)
- 8, Tracy Taylor vs. Auburn (3-6-86)

Most Turnovers:

- 8, Jamont Gordon vs. South Carolina (3-9-06)
- 7, Four players [last: Derrick Zimmerman vs. Kentucky (3-16-03)]

Most Blocked Shots:

- 8, Kalpatrick Wells vs. Vanderbilt (3-11-83)
- 5, Dontae' Jones vs. Georgia (3-9-96)
- 4, Tyrone Washington vs. Vanderbilt (3-6-97)
- 4, Erick Dampier vs. Kentucky (3-10-96)
- 4, Erick Dampier vs. Georgia (3-9-96)
- 4, Kalpatrick Wells vs. Alabama (3-12-83)

Most Steals:

- 5, Derrick Zimmerman vs. LSU (3-9-02)
- 5, Tony Watts vs. Tennessee (3-8-91)
- 5, Barry Stewart vs. Alabama (3-14-08)
- 4, Ontario Harper vs. Florida (3-11-05)
- 4, David Domingue vs. Tennessee (3-10-94)
- 4, Chuck Evans vs. Georgia (3-11-93)
- 4, Terry Lewis vs. Vanderbilt (3-4-81)
- 4, Terry Lewis vs. Alabama (2-28-80)

TEAM SUPERLATIVES

Most Points Scored:

- 86 vs. Georgia (3-9-96)
- 84 vs. Kentucky (3-9-07)
- 84 vs. Kentucky (3-10-96)

Most Field Goals Made:

- 34 vs. Alabama (2-28-80)
- 34 vs. Georgia (2-28-79)

Most Field Goals Attempted:

- 72 vs. Arkansas (3-6-99)
- 72 vs. Tennessee (3-8-91)
- 69 vs. Vanderbilt (3-4-99)
- 69 vs. Vanderbilt (3-12-92)
- 69 vs. Alabama (2-28-80)

Best Field Goal Percentage:

- .636 [28-44] vs. Vanderbilt (3-11-83)
- .604 [32-53] vs. Georgia (3-9-96)
- .590 [23-39] vs. Ole Miss (3-14-03)

Most 3-Point Field Goals Made:

- 10 vs. LSU (3-15-03)
- 9 vs. Florida (3-11-05)
- 9 vs. Vanderbilt (3-12-04)
- 9 vs. Kentucky (3-10-96)
- 9 vs. Vanderbilt (3-11-11)

Most 3-Point Field Goals Attempted:

- 29 vs. Tennessee (3-8-91)
- 28 vs. Vanderbilt (3-9-00)
- 25 vs. Arkansas (3-10-07)
- 25 vs. Florida (3-11-05)
- 25 vs. Vanderbilt (3-12-04)

Best 3-Point Field Goal Percentage:

- 1.000 [3-3] vs. LSU (3-5-87)
- .600 [9-15] vs. Kentucky (3-10-96)

Most Free Throws Made:

- 29 vs. Tennessee (3-10-94)
- 23 vs. Mississippi (3-14-03)

Most Free Throws Attempted:

- 51 vs. Tennessee (3-10-94)
- 33 vs. Mississippi (3-14-03)

Best Free Throw Percentage (10 min.):

- .867 [13-15] vs. Alabama (3-7-86)
- .842 [16-19] vs. Georgia (3-9-96)

Most Rebounds:

- 53 vs. Arkansas (3-6-99)
- 51 vs. Vanderbilt (3-4-99)
- 48 vs. Tennessee (3-5-99)

Most Assists:

- 22 vs. Georgia (3-9-96)
- 20 vs. Kentucky (3-10-96)
- 20 vs. Auburn (3-6-86)

Most Turnovers:

- 25 vs. Georgia (3-9-96)
- 23 vs. Vanderbilt (3-6-97)

Most Blocked Shots:

- 11 vs. Vanderbilt (3-11-83)
- 10 vs. Georgia (3-9-96)

Most Steals:

- 12 vs. Tennessee (3-8-91)
- 11 vs. Kentucky (3-16-03)
- 11 vs. Tennessee (3-10-94)
- 11 vs. Georgia (3-11-93)

Note: The Mississippi State individual and team superlatives listed are from performances since the SEC Tournament was renewed in 1979.



MSU IN-SEASON TOURNAMENT HISTORY

1955-56

CARROUSEL CLASSIC (CHARLOTTE, NC)		
D. 19 Wake Forest.....68-95	L	
D. 20 Davidson.....89-82	W	
D. 21 Florida State (OT).....79-71	W	

1956-57

EVANSVILLE HOLIDAY (EVANSVILLE, IN)		
D. 28 Denver.....69-65	W	

1957-58

BIRMINGHAM CLASSIC (BIRMINGHAM, AL)		
D. 13 Miami (FL).....66-63	W	
D. 14 Auburn.....52-37	W	
<i>All-Tourney: Bailey Howell (MVP), Jerry Keeton</i>		

MSU HOLIDAY TOURNAMENT (STARKVILLE, MS)		
D. 27 Ole Miss.....66-53	W	
D. 28 Morehead State.....46-41	W	

1958-59

SUGAR BOWL TOURNAMENT (NEW ORLEANS, LA)		
D. 29 Maryland.....56-45	W	
D. 30 Memphis State.....73-55	W	
<i>All-Tourney: Bailey Howell (MVP), Jerry Keeton</i>		

1959-60

MURRAY STATE INVITATIONAL (MURRAY, KY)		
D. 18 Baylor (OT).....70-61	W	
D. 19 Memphis State.....62-79	L	

SUGAR BOWL TOURNAMENT (NEW ORLEANS, LA)		
D. 29 Western Kentucky.....50-61	L	
D. 30 Virginia Tech.....61-82	L	

1961-62

SUGAR BOWL TOURNAMENT (NEW ORLEANS, LA)		
D. 29 Maryland.....64-62	W	
D. 30 LSU.....73-51	W	
<i>All-Tourney: Red Stroud (MVP), Leland Mitchell</i>		

1962-63

SUGAR BOWL TOURNAMENT (NEW ORLEANS, LA)		
D. 28 Houston (OT).....76-79	L	
D. 29 Xavier, OH.....75-66	W	
<i>All-Tourney: Leland Mitchell, Red Stroud</i>		

1963-64

BLUEBONNET TOURNAMENT (HOUSTON, TX)		
D. 19 Houston.....61-69	L	
D. 20 Texas A&M.....54-58	L	
<i>All-Tourney: Stan Brinker</i>		

ALL-AMERICAN TOURNAMENT (OWENSBORO, KY)		
D. 27 Virginia.....68-81	L	
D. 28 George Washington.....89-81	W	

1964-65

VIRGINIA TECH INVITATIONAL (BLACKSBURG, VA)		
D. 18 North Carolina.....80-84	L	
D. 19 Virginia Tech.....75-104	L	

MAGNOLIA INVITATIONAL (JACKSON, MS)		
D. 29 Mississippi College.....57-72	L	
D. 30 Delta State.....82-63	W	

1965-66

CHARLOTTE INVITATIONAL (CHARLOTTE, NC)		
D. 28 Princeton.....67-69	L	
D. 29 Davidson.....60-72	L	

1966-67

USM INVITATIONAL (HATTITESBURG, MS)		
D. 7 Texas A&M.....62-49	W	
D. 8 Southern Mississippi.....72-63	W	
<i>All-Tourney: Gary Washington, David Williams</i>		

1967-68

BLUEBONNET CLASSIC (HOUSTON, TX)		
D. 13 Montana State.....73-81	L	
D. 14 George Washington.....70-55	W	
<i>All-Tourney: Jim Martin</i>		

GATOR BOWL TOURNAMENT (JACKSONVILLE, FL)		
D. 27 Washington.....80-82	L	
D. 28 Florida.....66-65	W	

1968-69

BAYOU CLASSIC (LAFAYETTE, LA)		
D. 20 Southwestern Louisiana.....70-81	L	
D. 21 Hawaii.....69-74	L	
<i>All-Tourney: Manuel Washington</i>		

MOTOR CITY CLASSIC (DETROIT, MI)		
D. 27 Detroit.....62-86	L	
D. 28 Miami, OH.....56-76	L	

1969-70

LIBERTY BOWL CLASSIC (MEMPHIS, TN)		
D. 10 Memphis State.....74-83	L	
D. 11 Arkansas (OT).....76-74	W	
<i>All-Tourney: Jack Bouldin</i>		

1970-71

POINSETTIA CLASSIC (GREENVILLE, SC)		
D. 28 Furman.....84-74	W	
D. 29 Arizona.....75-77	L	
<i>All-Tourney: Jack Bouldin (MVP)</i>		

1971-72

ALABAMA CLASSIC (TUSCALOOSA, AL)		
D. 9 Southern Mississippi.....77-73	W	
D. 10 South Florida.....90-77	W	

MARSHALL INVITATIONAL (HUNTINGTON, WV)		
D. 17 Marshall.....69-95	L	
D. 18 Rhode Island.....86-72	W	

1972-73

PACEMAKER CLASSIC (MONROE, LA)		
D. 28 North Texas State.....66-65	W	
D. 29 East Carolina.....69-64	W	
<i>All-Tourney: Terry Kusnier (MVP), Jerry Jenkins</i>		

SENIOR BOWL TOURNAMENT (MOBILE, AL)		
J. 2 Michigan State.....82-90	L	
J. 3 Hawaii.....97-85	W	
<i>All-Tourney: Rich Knarr</i>		

1974-75

SHOW ME CLASSIC (COLUMBIA, MO)		
D. 6 Connecticut.....89-87	W	
D. 7 Missouri.....78-102	L	
<i>All-Tourney: Jerry Jenkins</i>		

INDIANA HALL OF FAME CLASSIC (TERRE HAUTE, IN)		
D. 27 Southern Illinois.....81-75	W	
D. 28 Indiana State.....72-82	L	
<i>All-Tourney: Larry Fry, Jerry Jenkins, Rich Knarr</i>		

1975-76

DAYTON INVITATIONAL (DAYTON, OH)		
D. 19 Dayton.....56-54	W	
D. 20 Long Beach State.....70-57	W	
<i>All-Tourney: Gary Hooker (MVP), Ray White</i>		

1976-77

OLD DOMINION CLASSIC (NORFOLK, VA)		
D. 28 Wake Forest.....88-83	W	
D. 29 Old Dominion.....78-82	L	
<i>All-Tourney: Rickey Brown, Gary Hooker</i>		

1977-78

LOBO INVITATIONAL (ALBUQUERQUE, NM)		
D. 29 Syracuse.....66-76	L	
D. 30 Vermont.....79-50	W	
<i>All-Tourney: Rickey Brown</i>		

1978-79

LOUISVILLE HOLIDAY CLASSIC (LOUISVILLE, KY)		
D. 28 Oral Roberts.....91-69	W	
D. 29 Louisville.....80-73	W	
<i>All-Tourney: Ray White (MVP), Greg Grim</i>		

1979-80

BABE MCCARTHY TOURNAMENT (BILOXI, MS)		
N. 30 Cincinnati.....87-72	W	
D. 1 Alcorn State.....83-80	W	
<i>All-Tourney: Rickey Brown (MVP), Greg Grim</i>		

DAYTON INVITATIONAL (DAYTON, OH)		
D. 21 Iowa.....62-81	L	
D. 22 Pacific.....65-63	W	
<i>All-Tourney: Greg Grim</i>		

SENIOR BOWL TOURNAMENT (MOBILE, AL)		
D. 27 Alcorn State.....75-82	L	
D. 28 Rider.....72-64	W	
<i>All-Tourney: Rickey Brown</i>		

1980-81

SUN MET CLASSIC (FRESNO, CA)		
D. 19 Southwestern Louisiana.....75-71	W	
D. 20 Fresno State.....45-58	L	
<i>All-Tourney: Jeff Malone</i>		

HOLIDAY CLASSIC (LAS VEGAS, NV)		
D. 29 Portland.....46-45	W	
D. 30 Nevada-Las Vegas.....67-75	L	
<i>All-Tourney: Michael Green</i>		

1981-82

KETTLE CLASSIC (HOUSTON, TX)		
D. 18 Houston.....49-96	L	
D. 19 Clemson.....32-59	L	

1982-83

KRYSTAL CLASSIC (CHATTANOOGA, TN)		
D. 17 Alabama-Birmingham.....67-47	W	
D. 18 UT-Chattanooga.....54-62	L	
<i>All-Tourney: Jeff Malone</i>		

SUGAR BOWL TOURNAMENT (NEW ORLEANS, LA)		
D. 28 Tulane.....51-47	W	
D. 29 Southwestern Louisiana.....65-56	W	
<i>All-Tourney: Jeff Malone (MVP), Terry Lewis, Kalpatrick Wells</i>		

1983-84

WINSTON TIRE CLASSIC (LOS ANGELES, CA)		
D. 29 Memphis State.....42-43	L	
D. 30 Southern California.....57-55	W	
<i>All-Tourney: Kelvin Hildreth</i>		

1984-85

SUN BOWL CLASSIC (EL PASO, TX)		
D. 28 Purdue.....46-77	L	
D. 29 Wake Forest.....65-67	L	
<i>All-Tourney: Chauncey Robinson</i>		

1985-86

HOOSIER CLASSIC (INDIANAPOLIS, IN)		
D. 27 San Jose State.....75-68	W	
D. 28 Indiana.....43-74	L	
<i>All-Tourney: Chauncey Robinson</i>		

100 Years Of Bulldog Basketball



MSU IN-SEASON TOURNAMENT HISTORY

1986-87

FAR WEST CLASSIC (PORTLAND, OR)
 D. 26 San Jose State.....57-62 L
 D. 28 Southwestern Louisiana.....56-62 L
 D. 29 Idaho (OT).....67-70 L

1987-88

RAINBOW CLASSIC (HONOLULU, HI)
 D. 27 Hawaii68-55 W
 D. 29 Arizona State.....69-70 L
 D. 30 Louisville62-86 L

1988-89

USF&G SUGAR BOWL CLASSIC (NEW ORLEANS, LA)
 D. 28 DePaul60-62 L
 D. 29 Virginia86-84 W
All-Tourney: Cameron Burns

1989-90

CENTURY CELLUNET CLASSIC (SHREVEPORT, LA)
 N. 24 Northeast Louisiana75-68 W
 N. 25 Centenary.....96-80 W
All-Tourney: Cameron Burns (MVP), Robert Woodard

CONNECTICUT MUTUAL CLASSIC (HARTFORD, CT)
 D. 29 Delaware66-65 W
 D. 30 Connecticut68-84 L
All-Tourney: Cameron Burns

1990-91

EASTERN AIRLINES PALM BEACH CLASSIC (WEST PALM BEACH, FL)
 D. 27 Ohio State80-82 L
 D. 28 Miami (FL)67-74 L
All-Tourney: Cameron Burns

1991-92

LOUISIANA CLASSIC TIP-OFF (LAFAYETTE, LA)
 N. 29 Prairie View A&M.....97-52 W
 N. 30 Southwestern La. (OT).....86-77 W
All-Tourney: Eric Stevens, Tony Watts

1992-93

AMANA-HAWKEYE CLASSIC (IOWA CITY, IA)
 D. 4 Long Island.....61-52 W
 D. 5 Iowa.....54-69 L
All-Tourney: Johnny Walker, Orien Watson

San Juan Shootout (San Juan, PR)
 D. 20 Florida International58-51 W
 D. 21 Southern Illinois.....64-76 L
 D. 22 Eastern Michigan74-58 W
All-Tourney: Orien Watson

1993-94

ASU-Tribune Classic (Tempe, AZ)
 D. 28 Villanova82-90 L
 D. 29 Northern Arizona85-64 W

1994-95

MISSOULIAN/COCA-COLA CLASSIC XV (MISSOULA, MT)
 D. 2 Colgate80-76 W
 D. 3 Montana (2OT)90-85 W
All-Tourney: Erick Dampier (MVP), Marcus Bullard

MINIMART/GATORADE WYOMING COWBOY SHOOTOUT (CASPER, WY)
 D. 27 St. Joseph's76-66 W
 D. 28 Wyoming61-57 W
All-Tourney: Erick Dampier

1995-96

FORD FAR WEST CLASSIC (PORTLAND, OR)
 D. 29 Oregon State.....76-62 W
 D. 30 Nebraska.....69-66 W
All-Tourney: Erick Dampier (MVP), Dontae' Jones, Darryl Wilson

1996-97

FRANKLIN NATIONAL BANK CLASSIC (LANDOVER, MD)
 D. 8 George Washington36-57 L
 D. 9 California45-78 L

PUERTO RICO HOLIDAY CLASSIC (SAN JUAN, PR)
 D. 30 Bowling Green State59-75 L
 D. 31 Fresno State.....62-60 W
 J. 1 Old Dominion (OT)71-72 L
All-Tourney: Horatio Webster

1997-98

CAN YOU SCORE TOP OF THE WORLD CLASSIC (FAIRBANKS, AK)
 N. 21 Alaska Fairbanks (2OT)66-64 W
 N. 22 Gonzaga.....68-70 L
 N. 23 Southwest Missouri State..79-68 W
All-Tourney: Horatio Webster, Detrick White

SIERRA PROVIDENCE SUN CLASSIC (EL PASO, TX)
 D. 27 St. Joseph's.....58-65 L
 D. 28 Penn State58-57 W
All-Tourney: Detrick White

1998-99

GOLDEN BEAR CLASSIC (OAKLAND, CA)
 D. 21 Southwestern Louisiana....58-60 L
 D. 22 Eastern Kentucky75-62 W

OUTRIGGER HOTELS RAINBOW CLASSIC (HONOLULU, HI)
 D. 28 Texas77-81 L
 D. 29 Florida State.....58-69 L
 D. 30 Southwestern Louisiana....62-58 W

1999-2000

USBWA HOOP & QUILL CLASSIC (ST. CHARLES, MO)
 N. 26 Valparaiso.....59-68 L
 N. 27 Rutgers.....69-74 L
 N. 28 Northwestern70-65 W

HOLIDAY STORES/TOUCH AMERICA CLASSIC (BOZEMAN, MT)
 D. 29 Idaho86-81 W
 D. 30 Montana State.....70-74 L
All-Tourney: Tang Hamilton, Todd Myles

2000-01

TIVO PRESEASON NIT
 N. 13 at California (OT)76-83 L

BANK ONE FIESTA BOWL CLASSIC (TUCSON, AZ)
 D. 28 Louisiana-Lafayette.....90-80 W
 D. 30 Arizona75-74 W
All-Tourney: Antonio Jackson (MVP), Marckell Patterson

2001-02

Las Vegas Classic (Las Vegas, NV)
 D. 15 UL Monroe (S'haven, MS) 104-67 W
 D. 20 Richmond.....74-72 W
 D. 21 Cincinnati56-90 L
 D. 22 Illinois-Chicago.....77-74 W
All-Tourney: Mario Austin

2004-05

COACHES VS. CANCER CLASSIC (NEW YORK, NY)
 N. 11 Fairfield (@B'ham, AL)53-49 W
 N. 12 at Birmingham-Southern55-48 W
 N. 18 Syracuse.....58-71 L
 N. 19 Saint Mary's67-54 W
All-Tourney: Lawrence Roberts
All-Birmingham Regional: Winsome Frazier (MVP)

2005-06

SAN JUAN SHOOTOUT (GUAYNABO, PR)
 D. 19 Liberty78-67 W
 D. 20 Akron72-83 L
 D. 21 Holy Cross76-75 W
All-Tourney: Jamall Edmondson, Jamont Gordon

2007-08

ANAHEIM CLASSIC (ANAHEIM, CA)
 N. 22 UC Irvine68-53 W
 N. 23 Southern Illinois49-63 L
 N. 25 Miami (OH).....60-67 L
All-Tourney: Jamont Gordon

2008-09

LEGENDS CLASSIC (NEWARK, NJ)
 N. 28 Washington State.....52-63 L
 N. 29 Texas Tech73-77 L

2009-10

SOUTH PADRE INVITATIONAL (SOUTH PADRE, TX)
 N. 27 Richmond.....63-62 L
 N. 28 Old Dominion69-55 W

2010-11

DIAMONDHEAD CLASSIC (HONOLULU, HI)
 D. 22 Washington State.....83-57 L
 D. 23 San Diego69-52 W
 D. 25 Hawaii68-57 L

MSU'S TOURNAMENT TITLES (17)

- 2000 Bank One Fiesta Bowl Classic
- 1995 Ford Far West Classic
- 1994 MiniMart/Gatorade Wyoming Shootout
- 1994 Missoulian/Coca-Cola Classic XV
- 1991 Louisiana Classic Tip-Off
- 1989 Century Cellunet Classic
- 1982 Sugar Bowl Classic
- 1979 Babe McCarthy Tournament
- 1978 Louisville Holiday Classic
- 1975 Dayton Invitational
- 1972 Pacemaker Classic
- 1971 Alabama Classic
- 1966 USM Invitational
- 1961 Sugar Bowl Tournament
- 1958 Sugar Bowl Tournament
- 1957 MSU Holiday Tournament
- 1957 Birmingham Classic

MSU's All-Time Tourney Record: 84-73

100 Years Of Bulldog Basketball



MSU YEARLY RECORDS

100 Years Of Bulldog Basketball

Season	Overall			SEC			Coach
	W	L	Pct	W	L	Pct	
1908-09	5	5	.500				T.H. Werner
1910-11	2	4	.333				W.D. Chadwick
1911-12	9	0	1.000				E.C. Hayes
1912-13	11	1	.917				E.C. Hayes
1913-14	13	2	.867				E.C. Hayes
1914-15	8	6	.571				E.C. Hayes
1915-16	11	5	.688				E.C. Hayes
1916-17	6	4	.600				E.C. Hayes
1918-19	4	3	.571				E.C. Hayes

MISSISSIPPI STATE IN THE 1910S: 64-25 (.719)

1919-20	12	5	.706				E.C. Hayes
1920-21	10	6	.625				E.C. Hayes
1921-22	12	10	.545				E.C. Hayes
1922-23	15	4	.789				E.C. Hayes
1923-24	13	8	.619				E.C. Hayes
1924-25	14	9	.609				K.P. Gatchell
1925-26	14	8	.636				Bernie Bierman
1926-27	17	7	.708				Bernie Bierman
1927-28	13	7	.650				Ray G. Dauber
1928-29	8	15	.348				Ray G. Dauber

MISSISSIPPI STATE IN THE 1920S: 128-79 (.618)

1929-30	5	8	.385				Ray G. Dauber
1931-32	5	10	.333				Ray G. Dauber
1932-33	6	13	.316	3	9	.250	12th Ray G. Dauber
1933-34	8	11	.421	4	8	.333	10th Edwin Hale
1934-35	12	6	.667	5	5	.500	7th Edwin Hale
1935-36	11	6	.647	9	5	.643	4th Frank Carideo
1936-37	15	9	.625	6	7	.462	9th Frank Carideo
1937-38	9	12	.429	7	9	.438	8th Frank Carideo
1938-39	8	12	.400	5	10	.333	10th Frank Carideo

MISSISSIPPI STATE IN THE 1930S: 79-87 (.476); 39-53 (.424) SEC

1939-40	9	6	.600	4	5	.444	9th Stanfield Hitt
1940-41	12	10	.545	6	6	.500	8th Stanfield Hitt
1941-42	13	7	.650	9	6	.600	6th Stanfield Hitt
1942-43	14	8	.636	13	7	.650	4th Stanfield Hitt
1944-45	5	13	.278	2	9	.182	T-10th Stanfield Hitt
1945-46	5	14	.263	3	13	.188	12th Stanfield Hitt
1946-47	10	11	.476	4	9	.308	T-9th Stanfield Hitt
1947-48	6	12	.333	6	10	.375	9th Paul Gregory
1948-49	4	13	.235	3	12	.200	12th Paul Gregory

MISSISSIPPI STATE IN THE 1940S: 78-94 (.453); 50-77 (.394) SEC

1949-50	7	11	.389	6	10	.375	10th Paul Gregory
1950-51	3	16	.158	2	12	.143	12th Paul Gregory
1951-52	12	11	.522	4	10	.286	10th Paul Gregory
1952-53	9	10	.474	5	8	.385	T-7th Paul Gregory
1953-54	11	10	.524	5	9	.357	T-8th Paul Gregory
1954-55	6	17	.261	2	12	.143	12th Paul Gregory
1955-56	12	12	.500	6	8	.429	T-6th Babe McCarthy
1956-57	17	8	.680	9	5	.643	T-3rd Babe McCarthy
1957-58	20	5	.800	9	5	.643	T-3rd Babe McCarthy
1958-59	24	1	.960	13	1	.929	1st Babe McCarthy

MISSISSIPPI STATE IN THE 1950S: 121-101 (.545); 61-80 (.433) SEC

1959-60	12	13	.480	5	9	.357	9th Babe McCarthy
1960-61	19	6	.760	11	3	.786	1st Babe McCarthy
1961-62	24	1	.960	13	1	.929	T-1st Babe McCarthy
1962-63	22	6	.786	12	2	.857	1st Babe McCarthy
1963-64	9	17	.346	4	10	.286	11th Babe McCarthy
1964-65	10	16	.385	6	10	.375	8th Babe McCarthy
1965-66	14	11	.560	10	6	.625	T-3rd Joe Dan Gold
1966-67	14	11	.560	8	10	.444	T-5th Joe Dan Gold
1967-68	9	17	.346	5	13	.278	8th Joe Dan Gold
1968-69	8	17	.320	6	12	.333	9th Joe Dan Gold

MISSISSIPPI STATE IN THE 1960S: 141-115 (.551); 80-76 (.513) SEC

Season	Overall			SEC			Finish	Coach
	W	L	Pct	W	L	Pct		
1969-70	6	18	.250	3	15	.167	10th	Joe Dan Gold
1970-71	15	10	.600	9	9	.500	T-4th	Kermit Davis
1971-72	13	13	.500	6	12	.333	T-7th	Kermit Davis
1972-73	11	15	.423	4	14	.222	T-9th	Kermit Davis
1973-74	16	10	.615	8	10	.444	7th	Kermit Davis
1974-75	9	17	.346	5	13	.278	8th	Kermit Davis
1975-76	13	13	.500	6	12	.333	8th	Kermit Davis
1976-77	14	13	.519	6	12	.333	T-6th	Kermit Davis
1977-78	18	9	.667	13	5	.722	2nd	Ron Greene
1978-79	19	9	.679	11	7	.611	T-3rd	Jim Hatfield

MISSISSIPPI STATE IN THE 1970S: 134-127 (.513); 71-109 (.394) SEC

1979-80	13	14	.481	7	11	.389	T-6th	Jim Hatfield
1980-81	8	19	.296	3	15	.167	10th	Jim Hatfield
1981-82	8	19	.296	4	14	.222	9th	Bob Boyd
1982-83	17	12	.586	9	9	.500	T-4th	Bob Boyd
1983-84	9	19	.321	4	14	.222	9th	Bob Boyd
1984-85	13	15	.464	9	9	.500	T-5th	Bob Boyd
1985-86	8	22	.267	3	15	.167	10th	Bob Boyd
1986-87	7	21	.250	3	15	.167	10th	Richard Williams
1987-88	14	15	.483	6	12	.333	T-8th	Richard Williams
1988-89	13	15	.464	7	11	.389	8th	Richard Williams

MISSISSIPPI STATE IN THE 1980S: 110-171 (.391); 55-125 (.306) SEC

1989-90	16	14	.533	7	11	.389	T-8th	Richard Williams
1990-91	20	9	.690	13	5	.722	T-1st	Richard Williams
1991-92	15	13	.536	7	9	.438	(W)4th	Richard Williams
1992-93	13	16	.448	5	11	.313	(W)5th	Richard Williams
1993-94	18	11	.621	9	7	.563	(W)3rd	Richard Williams
1994-95	22	8	.733	12	4	.750	(W)T-1st	Richard Williams
1995-96	26	8	.765	10	6	.625	(W)1st	Richard Williams
1996-97	12	18	.400	6	10	.375	(W)T-3rd	Richard Williams
1997-98	15	15	.500	4	12	.250	(W) 5th	Richard Williams
1998-99	20	13	.606	8	8	.500	(W)T-3rd	Rick Stansbury

MISSISSIPPI STATE IN THE 1990S: 177-125 (.586); 81-83 (.494) SEC

1999-00	14	16	.467	5	11	.313	(W)T-5th	Rick Stansbury
2000-01	18	13	.581	7	9	.438	(W)T-4th	Rick Stansbury
2001-02	27	8	.771	10	6	.625	(W)2nd	Rick Stansbury
2002-03	21	10	.677	9	7	.563	(W)1st	Rick Stansbury
2003-04	26	4	.867	14	2	.875	1st	Rick Stansbury
2004-05	23	11	.676	9	7	.563	(W) 3rd	Rick Stansbury
2005-06	15	15	.500	5	11	.313	(W) 4th	Rick Stansbury
2006-07	21	14	.600	8	8	.500	(W)T-1st	Rick Stansbury
2007-08	23	11	.676	12	4	.750	(W)1st	Rick Stansbury
2008-09	23	13	.639	9	7	.563	(W)3rd	Rick Stansbury

MISSISSIPPI STATE IN THE 2000S: 211-115 (.647); 88-72 (.550) SEC

2009-10	24	12	.667	9	7	.563	(W)T-1st	Rick Stansbury
2010-11	17	14	.548	9	7	.563	(W) 2nd	Rick Stansbury

MISSISSIPPI STATE IN THE 2010S: 41-26 (.612); 18-14 (.563) SEC

Note: Mississippi State University did not have a basketball team during the 1909-10, 1917-18, 1930-31 and 1943-44 seasons.

MISSISSIPPI STATE'S BASKETBALL HISTORY (1909-2011)

Seasons Overall	99
Games Played	2359
Games Won	1289
Games Lost	1070
Winning Percentage	.546
SEC Games Played	1232
SEC Games Won	543
SEC Games Lost	689
SEC Winning Percentage	.441
SEC Titles Won	6
SEC West Titles Won	7
SEC Tournament Titles Won	3
NCAA Tournament Appearances	10
NCAA Tournament Record	11-10
NIT Appearances	7
NIT Record	7-7



MSU COACHING HISTORY

Coach (Alma Mater)	Yrs	Tenure	Overall			SEC		
			W	L	Pct	W	L	Pct
T.H. Werner (Chicago)	1	1909	5	5	.500			
W.D. Chadwick (Marietta)	1	1911	2	4	.333			
E.C. Hayes (Albion)	12	1912-24	124	54	.697			
K.P. Gatchell (MSU)	1	1925	14	9	.609			
Bernie Bierman (Minnesota)	2	1926-27	31	15	.674			
Ray G. Dauber (Iowa)	5	1928-33	37	53	.411	3	9	.250
Edwin Hale (Miss. College)	2	1934-35	20	17	.541	9	13	.409
Frank Carideo (Notre Dame)	4	1936-39	43	39	.524	27	31	.466
Stanfield Hitt (Miss. College)	7	1940-47	68	69	.496	41	55	.427
Paul Gregory (MSU)	8	1948-55	58	100	.367	33	83	.284
Babe McCarthy (MSU)	10	1956-65	169	85	.665	88	54	.620
Joe Dan Gold (MSU)	5	1966-70	51	74	.408	32	56	.364
Kermit Davis (MSU)	7	1971-77	91	91	.500	44	82	.349
Ron Greene (Murray State)	1	1978	18	9	.667	13	5	.722
Jim Hatfield (East Tenn. State)	3	1979-81	40	42	.488	21	33	.389
Bob Boyd (Southern Cal)	5	1982-86	55	87	.387	29	61	.322
Richard Williams (MSU)	12	1987-98	191	163	.540	89	113	.441
Rick Stansbury (Campbellsville)	13	1999-	272	154	.638	114	94	.548
18 Head Coaches	98	1909-2011	1289	1070	.546	543	689	.441

Note: Mississippi State University did not have a basketball team during the 1909-10, 1917-18, 1930-31 and 1943-44 seasons.

ALL-TIME ASSISTANT COACHES

Name (Title, Tenure)
Murray Arnold (Assistant 1979)
Bill Ball (Assistant 1998-2000)
Don Beasley (Assistant 1979)
Jack Berkshire (Assistant 1966-73)
Donnie Black (Graduate Assistant 1973)
John Brady (Assistant 1983-90)
George Brooks (Student Assistant 1996; Assistant 2010-present)
Mike Brown (Assistant 1982)
Greg Carter (Assistant 1994-2001)
Phil Cunningham (Assistant 2000-present; Graduate Assistant 1992)
Ed Davis (Graduate Assistant 1988-90)
Kermit Davis (Assistant 1967-70)
Kermit Davis, Jr. (Grad. Asst./Asst. 1983-84)
Joe Dean (Graduate Assistant 1977)
Mike Dill (Assistant 1974-78)
David Draper (Graduate Assistant 1991)
James Edwards (Freshman Coach 1962)
Larry Eustachy (Assistant 1982-86)
Dave Farrar (Assistant 1980-84)
Dave Farris (Graduate Assistant 1975-76)
Talvis Franklin (Crd. of Ops 2007-present)
J.D. Gammel (Freshman Coach 1962-63)
Joe Dan Gold (Freshman Coach 1964-65)
Marcus Grant (Assistant 2007-present; Coord. of BB Operations 2004-07)
Philip Hatch (Graduate Assistant 1987)
Keith Hooper (Student Assistant 1992)
Bailey Howell (Graduate Assistant 1972)
John Hutchison (Freshman Coach 1961)
Doug Hutton (Freshman Coach 1965)
Edgar Jeffries (Graduate Assistant 1978-79)
Joe Jenkins (Junior Varsity Coach 1976)
Stan Jones (Assistant 2001-02)
Jerry Keeton (Assistant 1960)
Robert Kirby (Asst. 1989-93; 1998-2010)
Kermit Koenig (Graduate Assistant 1985-86)
Don Maestri (Assistant 1980)
Richard Mathis (Assistant 1990-91)
Jason McKay (Student Assistant 1990-92)
Larry McKenzie (Assistant 1971-73)
Owen Miller (Assistant 1994-97)
Steve Newton (Associate 1974-78)
Jeff Norwood (Graduate Assistant 1987)
Wiley Peck (Assistant 1981)
Butch Pierre (Graduate Assistant 1985-86)
Ralph Radford (Assistant 1993-94)
Duane Reboul (Assistant 1987-89)
Ray Ross (Assistant 1979-80)
John Sherman (Assistant 1997-98)
Bobby Shows (Freshman Coach 1964)
Jerry Simmons (Assistant 1956-66)
Julius Smith (Assistant 1987-89)
Rick Stansbury (Associate Head Coach 1994-98; Assistant 1990-94)
Ricky Stone (Assistant 1991-94)
Jimmy Taylor (Assistant 1980)
Jim Tillette (Assistant 1989-90)
Terry Truax (Assistant 1982-83)
Mike Vosburgh (Graduate Assistant 1974)
Sam Weaver (Assistant 2002-04)
Mark White (Assistant 2004-07; Coord. of BB Operations 2002-04)
Richard Williams (Assistant 1985-86)
Darryl Wilson (Student Assistant 1997)
Denny Wright (Assistant 1981)
Arthur Zeno (Intern 1999-2000)

OVERALL COACHING WINS

Coach (Tenure)	Record
1. Rick Stansbury (1999-now).....	272-154
2. Richard Williams (1987-98).....	191-163
3. Babe McCarthy (1956-65).....	169-85
4. E.C. Hayes (1912-24).....	124-54
5. Kermit Davis (1971-77).....	91-91
6. Stanfield Hitt (1940-47).....	68-69
7. Paul Gregory (1948-55).....	58-100
8. Bob Boyd (1982-86).....	55-87
9. Joe Dan Gold (1966-70).....	51-74
10. Frank Carideo (1936-39).....	43-39

OVERALL WINNING PERCENTAGE

Coach (Tenure)	Pct	Record
1. E.C. Hayes (1912-24).....	.697	124-54
2. Bernie Bierman (1926-27).....	.674	31-15
3. Ron Greene (1978).....	.667	18-9
4. Babe McCarthy (1956-65).....	.665	169-85
5. Rick Stansbury (1999-now).....	.638	272-154
6. K.P. Gatchell (1925).....	.609	14-9
7. Edwin Hale (1934-35).....	.541	20-17
8. Richard Williams (1987-98)....	.540	191-163
9. Frank Carideo (1936-39).....	.524	43-39
10. Kermit Davis (1971-77).....	.500	91-91
T.H. Werner (1909).....	.500	5-5

OVERALL GAMES COACHED

Coach (Tenure)	GC	Record
1. Rick Stansbury (1999-now)	426	272-154
2. Richard Williams (1987-98)	354	191-163
3. Babe McCarthy (1956-65)	254	169-85
4. Kermit Davis (1971-77)	182	91-91
5. E.C. Hayes (1912-24)	178	124-54
6. Paul Gregory (1948-55)	158	58-100
7. Bob Boyd (1982-86)	142	55-87
8. Stanfield Hitt (1940-47)	137	68-69
9. Joe Dan Gold (1966-70)	125	51-74
10. Ray G. Dauber (1928-33)	90	37-53

OVERALL COACHING Tenure

Coach (Tenure)	Years
1. Rick Stansbury (1999-now).....	13
2. Richard Williams (1987-98).....	12
E.C. Hayes (1912-24).....	12
4. Babe McCarthy (1956-65).....	10
5. Paul Gregory (1948-55).....	8
6. Kermit Davis (1971-77).....	7
Stanfield Hitt (1940-47).....	7
8. Bob Boyd (1982-86).....	5
Joe Dan Gold (1966-70).....	5
Ray G. Dauber (1928-33).....	5

SEC COACHING WINS

Coach (Tenure)	Record
1. Rick Stansbury (1999-now).....	114-94
2. Richard Williams (1987-98).....	89-113
3. Babe McCarthy (1956-65).....	88-54
4. Kermit Davis (1971-77).....	44-82
5. Stanfield Hitt (1940-47).....	41-55
6. Paul Gregory (1948-55).....	33-83
7. Joe Dan Gold (1966-70).....	32-56
8. Bob Boyd (1982-86).....	29-61
9. Frank Carideo (1936-39).....	27-31
10. Jim Hatfield (1979-81).....	21-33

SEC WINNING PERCENTAGE

Coach (Tenure)	Pct	Record
1. Ron Greene (1978).....	.722	13-5
2. Babe McCarthy (1956-65).....	.620	88-54
3. Rick Stansbury (1999-now).....	.548	114-94
4. Frank Carideo (1936-39).....	.466	27-31
5. Richard Williams (1987-98)....	.441	89-113
6. Stanfield Hitt (1940-47).....	.427	41-55
7. Edwin Hale (1934-35).....	.409	9-13
8. Jim Hatfield (1979-81).....	.389	21-33
9. Joe Dan Gold (1966-70).....	.364	32-56
10. Kermit Davis (1971-77).....	.349	44-82

100 Years Of Bulldog Basketball



MSU ALL-TIME LETTERMEN

A - - - - - A - - - - - A

Adams, John: 1979-80
 Alexander, J.H.: 1917, '19
 Allen, Donnell: 1981
 Anderson, Greg: 1992
 Anderson, M.G.: 1921-22-23
 Anderton, Bill: 1963-64
 Armstrong, C.H.: 1935-36-37
 Arnold, J.O.: 1946
 Ashmore, Jim: 1954-55-56-57
 Augustus, Kodi: 2008-09-10-11
 Austin, K.W.: 1924
 Austin, Mario: 2001-02-03

B - - - - - B - - - - - B

Bailey, Elgin: 2008-09-10-11
 Bailey, Shellie: 1956-57-58
 Ballard, Bernard: 1987
 Barbarian, J.T.: 1916
 Beard, V.G.: 1939-40-41
 Beckham, Twany: 2009-2011
 Beedle, Barry: 1971
 Begley, Billy: 2004-05, '07-08
 Bennett, Errol: 2004
 Benock, Riley: 2008-09-10-11
 Berkshire, Jack: 1960-61-62
 Berry, P.H.: 1926-27-28
 Biggs, Herb: 1965-66-67
 Biglane, O.J.: 1915-16
 Billups, T.J.: 1997, '99-00-01
 Black, Donnie: 1969-70-71
 Blakley, Anthony: 1986-87
 Blalock, Harold: 1952-53-54
 Blanton, E.R.: 1907
 Bledsoe, Jr., E.F.: 1942-43, '47
 Bledsoe, W.S.: 1943
 Bolen, Brandon: 2008-2009-2011
 Boler, Michael: 2004-05-06
 Bonner, T.W.: 1936-37
Bost, Dee: 2009-10-11

Boswell, Tyrus: 1999-00-01
 Bouldin, Jack: 1970-71-72
 Bower, W.R.: 1919-20
 Bowers, Timmy: 2001-02-03-04
 Boykin, Reginald: 1987-88-89
 Branch, Elmo: 1951-52-53
 Brandon, C.N.: 1916-17
 Brinker, Stan: 1962-63-64
 Brock, J.N.: 1946
 Brooks, George: 1992-93-94
 Brown, Raymond: 1985-86
 Brown, Rickey: 1977-78-79-80
 Brown, R.N.: 1932
 Brunson, M.: 1923
 Bruss, Bob: 1972
Bryant, Brian: 2011
 Bryant, L.B.: 1920-21-22-23
 Bryant, Norman: 1955
 Bryant, R.B.: 1925-26-27
 Bryant, Rod: 2008-09
 Bullard, Marcus: 1995-96
 Burkes, H.: 1929-30
 Burns, Cameron: 1989-90-91
 Burns, J.S.: 1919
 Burress, M.T.: 1945
 Burrow, James: 1950-51-52
 Bury, P.H.: 1926-27-28
 Buse, Dennis: 2004
 Byrne, Tony: 1956-57

C - - - - - C - - - - - C

Cameron, C.B.: 1922-23

Campbell, C.: 1916
 Campbell, Marcus: 2002-03-04-05
 Cannon, Seth: 2003, '05
 Carpenter, J.R.: 1946
 Carr, Brandon: 2002
 Carroll, Ryan: 1999
 Carter, Greg: 1988-89-90-91
 Cassibry, Slim: 1933-34-35
 Catha, L.C.: 1924
 Catledge, H.E.: 1937-38
 Caveness, Gary: 1985
 Caveness, Gerald: 1953-54
 Chadwick, A.R.: 1912
 Chadwick, E.B.: 1927-28
 Chambers, F.W.: 1939
 Chatham, Gene: 1960-61-62
 Cherry, John: 1952-53-54-55
 Chisolm, F.N.: 1907
 Chisolm, W.C.: 1945
 Chrestman, James: 1950
 Chumbler, Bill: 1965
 Clark, Chris: 1989
 Clark, S.J.: 1925
 Clarke, L.E.: 1914-15
 Clayton, D.G.: 1919
 Cochran, R.F.: 1933-34-35
 Coleman, Don: 1974-75-76-77
 Collums, W.T.: 1929
 Combs, Bill: 1970-71-72
 Conway, Jr., Eustace: 1940-41-42
 Cooke, George: 1952-53-54
 Cooley, J.A.: 1922
 Cooper, S.F.: 1912
 Corbell, Dean: 1951
 Courtney, Joe: 1988-89
 Cowherd, Stephen: 2003
 Craig, Walter V.: 1939-40-41
 Crews, Charlie: 1965-66-67
 Cupit, Martin: 1974, '76-77

D - - - - - D - - - - - D

Daley, Dan: 1954
 Daley, Glenn: 1951
 Daley, Willard: 1948-49-50
 Dampier, Erick: 1994-95-96
 Davis, Kermit: 1957-58-59
 Davis, Jr., Kermit: 1982
 Davis, K.F.: 1915
 Davis, V.W.: 1913-14-15
 Davis, W.P.: 1916-17
 Dean, Joe: 1974-75-76
 Delk, Reginald: 2006-07
 Delk, Richard: 2006-07
 Dille, A.B.: 1912
 Dillon, Ervin: 1985-86
 Domingue, David: 1991-92-93-94
 Dorsey, Marlon: 1994
 Duncan, Wayne: 1953-54-55-56

E - - - - - E - - - - - E

Edmondson, Jamall: 2005-06
 Edmonson, McKie: 1998
 Edwards, James: 1961
 Embry, Vince: 1992-93-94-95
 Ervin, Gary: 2004-05
 Ethridge, Bill: 1955-56-57
 Evans, Chuck: 1992-93

F - - - - - F - - - - - F

Farris, David: 1973-74
 Ferriss, Dave: 1941
 Filgo, L.C.: 1916
 Fisher, Bill: 1979

Fisher, Dale: 1957-58-59
 Fitzgerald, Larry: 1977-78
 Fletcher, J.F.: 1911
 Floyd, Jr., D.B.: 1945
 Frazier, Winsome: 2002-03-04-05
 Fry, Larry: 1973-74-75
 Furman, H.B.: 1909

G - - - - - G - - - - - G

Gaddy, T.L.: 1914-15-16-17
 Galloway, W.H.: 1935-36
 Gammel, J.D.: 1961
 Gann, B.V.: 1946
 Gardner, Guy: 2001-02
 Garmon, J.H.: 1915-16-17
 Garrett, W.D.: 1945-46
 Garrison, Elmer: 1909
 Gaspard, Gary: 1979
 Gatchell, K.P.: 1921-22-23-24
 Gay, Chris: 2009
 Gholar, Michael: 1999-00-01-02
 Gilleland, R.V.: 1913
 Glasgow, Dave: 1960-61-62
 Glenn, W.R.: 1941
 Goffer, Roy: 2001-02
 Gold, Joe Dan: 1961-62-63
 Goodridge, Vernon: 2006-07
 Gordon, Jamont: 2006-07-08
 Grant, Marcus: 1992-93-94-95
 Graves, Jerry: 1959-60-61
 Green, Michael: 1981
 Gregory, Paul: 1930
 Griffith, Ward: 2001
 Grim, Greg: 1978-79-80
 Grissom, W.C.: 1937-38-39
 Guyton, John: 1968-69-70

H - - - - - H - - - - - H

Haarman, Dale: 1973
 Hale, P.A.: 1909
 Hall, Chris: 1986, '88-89
 Hall, Lorenza: 1976-77
 Hamilton, Tang: 1998-99-00-01
 Hampton, Wait: 1969, '71
 Hansbrough, Ben: 2007-08
 Hardy, S.L.: 1909
 Hargett, Herb: 1950-51
 Harper, Ontario: 2002-03, '05
 Harris, J.C.: 1928-29
 Harris, V.M.: 1927
 Harrison, G.P.: 1939-40
 Hartley, Glenn: 1967
 Hartness, R.A.: 1926-27-28
 Hartsfield, Doug: 1988-89-90-91
 Harvey, Ken: 1984-85
 Heiden, John: 1956-57-58
 Hemphill, Howard: 1964-65
 Henderson, Hubert: 1985-86-87
 Hildreth, Kelvin: 1983-84
 Hodges, Randy: 1969-70-71
 Hogue, Paul: 1972
 Holcombe, Jacquiese: 2009
 Holland, J.I.: 1917
 Holliday, G.W.: 1928-29-30
 Holmes, Calvin: 1978
 Honore, T.J.: 1994-95
 Hood, Ricky: 1979-80
 Hooker, Gary: 1976-77-78
 Hooper, Keith: 1990-91
 Horne, L.T.: 1933
 House, Jr., C.B.: 1933-34-35
 Houston, Jack: 1952-53-54-55
 Howard, B.W.: 1946

Howard, W.L.: 1943
 Howell, Bailey: 1957-58-59
 Hudek, Dave: 1974, '76
 Hughes, J.E.: 1941-42-43
 Hughes, L.H.: 1920-21-22-23
 Hughes, W.L.: 1920
 Hughes, Whit: 1995-96-97-98
 Hull, Charles: 1958-59-60
 Hutchison, John: 1959-60
 Hutton, Doug: 1962-63-64
 Hyche, Bart: 1996-97-98-99

I - - - - - I - - - - - I

Ignerski, Michal: 2002-03
 Iupe, Joseph: 2007-08

J - - - - - J - - - - - J

Jackson, Antonio: 2000-01
 Jackson, Robert: 1999-00-01
 Jenkins, Jerry: 1973-74-75
 Jennings, Morley: 1911
 Johnson, Brian: 2008-09
 Johnson, E.C.: 1929-30
 Johnson, Lloyd: 1956-57
 Johnson, Ravern: 2008-09-10-11
 Jones, Derrick: 1997
 Jones, Dontae: 1996
 Jones, E.B.: 1925-26-27
 Jones, E.W.: 1925-26
 Jones, Jr., W.J.: 1947
 Jordan, Randy: 1979-80

K - - - - - K - - - - - K

Kamphuis, Bill: 1977-78-79
 Kantner, John: 1974-75
 Keeton, Jerry: 1957-58-59
 Kiline, Mike: 1978-79
 King, Don: 1968-69
 Kinney, H.C.: 1912, '14-15
 Knarr, Rich: 1973-74-75-76
 Koroneos, Taki: 1972-73-74
 Kusnierz, Terry: 1972-73-74

L - - - - - L - - - - - L

Ladner, Dennis: 1950
 Laird, R.F.: 1920-21-22, '25
 Lamb, John: 1911-12-13
 Lamon, Fred: 1951
 Lemon, Wayne: 1956-57
 Lewis, Terry: 1980-81-82-83
Lewis, Wendell: 2010-11
 Lockhart, Greg: 1986-87-88-89
 Lucado, F.M.: 1930
Luczak, Taylor: 2009-10-11

M - - - - - M - - - - - M

Magee, W.J.: 1912-13
 Malone, Jeff: 1980-81-82-83
 Marshall, Joe: 1999
 Martin, Jim: 1968-69-70
 Martin, Mike: 1972
 McArthur, Harry: 1914-15
 McDougal, Lloyd: 1942-43, '45
 McElveen, M.: 1928-29
 McMahan, R.J.: 1937-38-39
 McRaney, Mike: 1957-58
 McWilliams, D.E.: 1915-16-17
 McWilliams, W.K.: 1917-18
 Meredith, A.J.: 1926-27
 Meredith, W.R.: 1926-27-28
 Merritt, Todd: 1988-89-90-91
 Miller, D.C.: 1907
 Miller, Jr., W.S.: 1942-43



MSU ALL-TIME LETTERMEN

Mingee, E.W.: 1911-12-13
 Mitchell, Leland: 1961-62-63
 Mitchell, Willie: 1909
 Mitchell, W.M.: 1942
 Moore, A.F.: 1939-40-41
 Moore, R.A.: 1938
 Moore, Trey: 1997-98
 Moraes, A.F.: 1911
 Morgan, Wesley: 2004-05-06
 Morris, J.T.: 1921-22
 Morris, Nate: 1991
 Moss, Rick: 1975-76-77-78
 Mundie, James: 1977
 Myer, C.S.: 1924
 Myles, Todd: 1998-99-00

N - - - - - N - - - - - N

Nash, Dudley: 1953-54-55-56
 Nettles, W.R.: 1942-43, '47
 Nichols, Aubrey: 1962-63-64
 Nichols, Carl: 1988-89-90-91
 Nichols, Chancellor: 1988-89
 Nicholson, Jim: 1947-48-49-50
 Niemann, Dave: 1974
 Nix, J.C.: 1938
 Noble, C.R. "Dudy": 1913-14-15
 Noble, L.W.: 1921-22-23
 Norris, B.E.: 1923-24-25
 Norwood, Jeff: 1982, '84-85

O - - - - - O - - - - - O

Oakley, G.E.: 1932
 Oakley, George: 1960-61-62
 Owens, Billy: 1951-52
 Osby, Romero: 2009-10

P - - - - - P - - - - - P

Pappenheimer, William: 1929
Parker, Charles: 2010-11
 Pate, B.D.: 1929
 Patterson, Marckell: 1999-00-01-02
 Payne, Buddy: 1977-78
 Payne, Tom: 1966-67-68
 Pearce, A.T.: 1943
 Pearson, Johnny: 1970-71-72
 Peck, Wiley: 1976-77-78-79
 Peevey, Mack: 1946-47-48-49
 Perkins, H.G.: 1921-22-23-24
 Perkins, L.W.: 1934
 Perry, Al: 1975-76-77-78
 Person, Richard: 1983
 Peters, Mark: 1985-86-87
 Peterson, Ira: 1990-91
 Peyton, Tim: 1981
 Pierre, Butch: 1981-82-83-84
 Pillow, G.D.: 1933, '35-36
 Pinkston, J.F.: 1907
 Pittman, Jr., O.W.: 1936-37-38
 Pogue, Bill: 1953
 Posey, Don: 1963-64-65
 Power, Shane: 2004-05
 Presley, K.B.: 1932
Price, Baxter: 2010-11
 Price, Brian: 1994-95
 Prince, F.M.: 1930
 Prophet, R.L.: 1907
 Pruet, Allan: 1968

R - - - - - R - - - - - R

Ray, Jim: 1948-49
 Redding, David: 1998
 Reese, R.: 1916
 Reeves, T.C.: 1930, '32

Reule, P.A.: 1913
 Reynolds, H.H.: 1943, '47
 Rhodes, Charles: 2005-06-07-08
 Ricks, W.B.: 1926-27-28
 Riek, John: 2010-11
 Rimmer, Bernard: 2006-07
 Ritchey, Jerry: 1955-56
 Robbins, J.K.: 1914
 Robbins, F.W.: 1917
 Roberts, Lawrence: 2004-05
 Roberts, Oral: 1998-99
 Robinson, Chauncey: 1983-84-85-86
 Robinson, Tony: 1984-85
 Rogers, J.H.: 1915-16
 Rowan, Bill: 1955
 Russell, Bob: 1970-71

S - - - - - S - - - - - S

Sapen, John: 1965-66-67
 Schuberth, Tom: 1979-80-81
 Shapiro, Bob: 1973-74-75
 Sharpe, Walter: 2005
 Shows, Bobby: 1961-62-63
Sidney, Renardo: 2011
 Sikes, D.O.: 1923-24-25
 Simmons, J.M.: 1909
 Simmons, R.E.: 1911
 Singer, Alex: 1960-61
 Singletary, Bill: 1972-73-74
 Slater, Dietric: 2004-05-06-07
 Smith, Brad: 1990-91
 Smith, C.G.: 1907
 Smith, Lincoln: 2000, '02-03-04
 Smith, Paul: 1964-65-66
 Smith, Quentin: 1997, 2000-01
Smith, Shaun: 2011
 Snyder, H.L.: 1943, '47
 Solomon, Carlene: 1942-43, '47
 Spraggins, H.F.: 1940-41-42
Jalen Steele: 2011
 Steele, M.D.: 1938
 Steinwedel, Steve: 1973-74-75
 Steinwinder, R.L.: 1907
 Stelmach, Piotr: 2004-05-06-07
 Stevens, Eric: 1992-93
 Stewart, Barry: 2007-08-09-10
 Stidham, Corey: 2002
 Stokes, H.A.: 1946
 Stone, H.L.: 1924-25-26
 Stone, O.P.: 1935-36-37
 Stone, Willie: 1934
 Stroman, Jeff: 1973-74-75-76
 Stroud, W.D. "Red": 1961-62-63
 Stubbs, H.T.: 1939-40
 Sylvester, C.W.: 1932
 Sylvester, E.P.: 1927

T - - - - - T - - - - - T

Tables, Clyde: 1987
 Taylor, L.B.: 1932-33
 Taylor, Tracy: 1984-85-86-87
 Thomas, D.J.: 1945-46
 Thomas, Ebb: 1911
 Thomas, Roger: 1960
 Thomas, Vandale: 1993
 Thompson, B.J.: 1942-43
 Treleaven, P.W.: 1915
 Treloar, Jr., J.C.: 1938
 Tribble, Frank: 1950
 Turman, O.L.: 1925
 Turner, N.: 1923-24
 Turner, Phil: 2008-09-10

U - - - - - U - - - - - U

Usher, Ted: 1957-58-59

V - - - - - V - - - - - V

Vance, Coyte: 1950-51-52
 Varnado, Jarvis: 2007-08-09-10
 Varnado, Norwood: 1951
 Vernon, J.V.: 1919-20
 Vincent, Branden: 2003-04
 Vosburgh, Mike: 1972-73

W - - - - - W - - - - - W

Wade, Chuck: 1950-68-69
 Waits, F.A.: 1933-34
 Walden, Buddy: 1965-66-67
 Walker, Boyce: 1929-30, '32
 Walker, Bubba: 1968-69-70
 Walker, Johnny: 1992-93
 Wall, J.S.: 1945-46
 Walters, A.H.: 1946-47
 Walters, J.F.: 1935-36-37
 Walters, Russell: 1994-95-96
 Walton, Jay: 1992, '94-95-96
 Ward, R.B.: 1936-37
 Washington, Gary: 1965-66-67
 Washington, Manuel: 1967-68-69
 Washington, Tyrone: 1996-97-98-99
 Watkins, Jeff: 1972-73
 Watson, Orien: 1991-92-93
 Watts, Alton: 1948-49
 Watts, Tony: 1989-90-91-92
 Webster, Horatio: 1997-98

Wells, Billy: 1953
 Wells, Kalpatrick: 1980-81-82-83
 Wentz, Bob: 1952-53
 Wesson, Malcolm: 1971-72-73
 West, B.G.: 1938-39
 White, Detrick: 1998-99
 White, Ray: 1976-77-78-79
 White, Ron: 1980-81
 Whyte, Mackey: 1982-83-84
 Whyte, Mack: 1961-62
 Willcutt, Sammy: 1970-71
 Williams, Dave: 1966-67-68
 Williams, Richie: 1963-64-65
 Williams, Taylor: 1975-76
 Wilsford, F.C.: 1939-40-41
 Wilson, Bubba: 1993-94-95-96
 Wilson, Darryl: 1994-95-96
 Wilson, Johnny: 1972
 Wilson, W.P.: 1921-22
 Wofford, Jackie: 1963
 Wood, Hoyt: 1950-51-52
 Woodward, Robert: 1987-88-89-90
 Wright, C.B.: 1932
 Wright, Walter: 1975-76-77-78
 Wulff, Jeff: 1984

Y - - - - - Y - - - - - Y

Young, Jack: 1994-95

Z - - - - - Z - - - - - Z

Zimmerman, Derrick: 2000-01-02-03

MSU TEAM CAPTAINS

1909:	H.B. Furman	1969:	Manuel Washington
1911:	Morley Jennings	1970:	Jim Martin
1912:	John Lamb	1971:	Donnie Black
1913:	John Lamb	1972:	Jack Bouldin
1914:	H.C. Kinney	1973:	Malcolm Wesson
1915:	Dudy Noble	1974:	Terry Kusnierz
1916:	T.L. Gaddy	1975:	Jerry Jenkins
1917:	C.N. Brandon	1976:	Al Perry
1919:	J.H. Alexander	1977:	Wiley Peck
1920:	J.V. Vernon		Al Perry
1921:	R.F. Laird	1978:	Wiley Peck
1922:	R.F. Laird		Al Perry
1923:	M.G. Anderson	1979:	Wiley Peck
1924:	K.P. Gatchell		Ray White
1925:	R.F. Laird	1980:	Rickey Brown
1926:	H.L. Stone	1981:	Ron White
1927:	R.B. Bryant	1982:	Jeff Malone
1928:	R.A. Hartness	1983:	Jeff Malone
1929:	J.C. Harris	1984:	Kelvin Hildreth
1930:	G.W. Holliday	1985:	Ken Harvey
1932:	Boyce Walker		Jeff Norwood
1933:	L.B. Taylor	1986:	Chauncey Robinson
1934:	F.A. Waits	1987-93:	Game Captains
1935:	Slim Cassibry	1994:	David Domingue
1936:	Game Captains		Marcus Grant
1937:	O.P. Stone	1995:	Marcus Grant
1938:	O.W. Pittman		T.J. Honore
1939:	Game Captains	1996:	Jay Walton
1940:	Walter V. Craig		Darryl Wilson
1941:	Walter V. Craig	1997:	Game Captains
1942:	Eustace Conway	1998:	Horatio Webster
1943:	J.E. Hughes	1999:	Bart Hyche
1945:	Lloyd McDougal		Tyrone Washington
1946:	Mack Peevey		Detrick White
1947:	Carlene Solomon	2000:	T.J. Billups
1948:	Red Nicholson		Todd Myles
1949:	Mack Peevey	2001:	T.J. Billups
1950:	Herbert Hargett		Antonio Jackson
1951:	Herbert Hargett	2002:	Guy Gardner
1952:	Coyte Vance		Michael Gholar
1953:	Elmo Branch		Derrick Zimmerman
1954:	Gerald Caveness	2003:	Timmy Bowers
1955:	Jack Houston		Derrick Zimmerman
1956:	Wayne Duncan	2004:	Timmy Bowers
1957:	Jim Ashmore		Brandon Vincent
1958:	Bailey Howell	2005:	Ontario Harper
	Jerry Keeton		Shane Power
	Kermit Davis		Lawrence Roberts
	Bailey Howell	2006:	Billy Begley
	Jerry Keeton		Jamall Edmondson
1960:	Jerry Graves		Wesley Morgan
	Charles Hull	2007:	Billy Begley
1961:	Jack Berkshire		Jamont Gordon
	Jack Houston		Charles Rhodes
1962:	Jack Berkshire	2008:	Brian Johnson
1963:	Joe Dan Gold		Barry Stewart
1964:	Doug Hutton		Jarvis Varnado
1965:	Don Posey	2009:	Dee Bost
	Gary Washington		Barry Stewart
1966:	Paul Smith		Jarvis Varnado
	Gary Washington	2010:	Elgin Bailey
1967:	John Sapen		Riley Benock
	Gary Washington	2011:	Dee Bost
1968:	Tom Payne		Brian Bryant
	Dave Williams		Taylor Luczak

100 Years Of Bulldog Basketball




BULLDOGS IN THE



Bailey HOWELL

Jeff MALONE



Lawrence ROBERTS

BAILEY HOWELL'S CAREER NBA STATISTICS

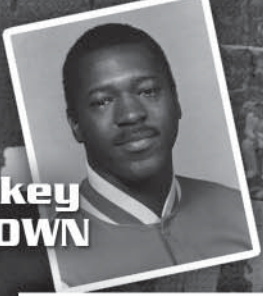
Season	Team	GP	Mins	FGM-FGA	Pct	FTM-FTA	Pct	Rebounds	Ast	Points
1959-60	Detroit	75	2346	510-1119	.456	312-422	.739	790-10.5	63	1332-17.8
1960-61	Detroit	77	2952	607-1293	.469	601-798	.753	1111-14.4	196	1815-23.6
1961-62	Detroit	79	2857	553-1193	.464	470-612	.768	996-12.6	186	1576-19.9
1962-63	Detroit	79	2971	637-1235	.516	519-650	.798	910-11.5	232	1793-22.7
1963-64	Detroit	77	2700	598-1267	.472	470-581	.809	776-10.1	205	1666-21.6
1964-65	Baltimore	80	2975	515-1040	.495	504-629	.801	869-10.9	208	1534-19.2
1965-66	Baltimore	78	2328	481-986	.488	402-551	.730	773-9.9	155	1364-17.5
1966-67	Boston	81	2503	636-1242	.512	349-471	.741	677-8.4	103	1621-20.0
1967-68	Boston	82	2801	643-1336	.481	335-461	.727	805-9.8	133	1621-19.8
1968-69	Boston	78	2527	612-1257	.487	313-426	.735	685-8.8	137	1537-19.7
1969-70	Boston	82	2078	399-931	.429	235-308	.763	550-6.7	120	1033-12.6
1970-71	Philadelphia	82	1589	324-686	.472	230-315	.730	441-5.4	115	878-10.7
12-Year Totals		950	30627	6515-13585	.480	4740-6224	.762	9383-9.9	1853	17770-18.7

JEFF MALONE'S CAREER NBA STATISTICS


Season	Team	GP	Mins	FGM-FGA	Pct	3GM-3GA	Pct	FTM-FTA	Pct	Rebounds	Ast	BS	Stl	Points
1983-84	Wash	81	1976	408-918	.444	24-74	.324	142-172	.826	155-1.9	151	13	23	982-12.1
1984-85	Wash	76	2613	605-1213	.499	15-72	.208	211-250	.844	206-2.7	184	9	52	1436-18.9
1985-86	Wash	80	2992	735-1522	.483	3-17	.176	322-371	.868	288-3.6	191	12	70	1795-22.4
1986-87	Wash	80	2763	689-1509	.457	4-26	.154	376-425	.885	218-2.7	298	13	75	1758-22.0
1987-88	Wash	80	2655	648-1360	.476	10-24	.417	335-380	.882	206-2.6	237	13	51	1641-20.5
1988-89	Wash	76	2418	677-1410	.480	1-19	.053	296-340	.871	179-2.4	219	14	39	1651-21.7
1989-90	Wash	75	2567	781-1592	.491	1-6	.167	257-293	.877	206-2.7	243	6	48	1820-24.3
1990-91	Utah	69	2466	525-1034	.508	1-6	.167	231-252	.917	206-3.0	143	6	50	1282-18.6
1991-92	Utah	81	2922	691-1353	.511	1-12	.083	256-285	.898	233-2.9	180	5	56	1639-20.2
1992-93	Utah	79	2558	595-1205	.494	3-9	.333	236-277	.852	173-2.2	128	4	42	1429-18.1
1993-94	Ut/Phil	77	2560	525-1081	.486	7-12	.583	205-247	.830	199-2.6	125	5	40	1262-16.4
1994-95	Phil	19	660	144-284	.507	11-28	.393	51-59	.864	55-2.9	29	0	15	350-18.4
1995-96	Phil/Mia	32	510	76-193	.394	5-16	.313	29-32	.906	40-1.3	26	0	16	186-5.8
13-Year Totals		905	29660	7099-14674	.484	86-321	.268	2947-3383	.871	2364-2.6	2154	100	577	17231-19.0



Erick DAMPIER



Rickey BROWN



Wiley PECK



Dontae JONES



BULLDOGS IN THE NBA DRAFT

Name, Position	Year	Team	Selection
Herb Hargett, G	1951	Fort Wayne Pistons	4th
Coyte Vance, G	1952	Milwaukee Hawks	9th
Jim Ashmore, G	1957	Boston Celtics	4th (32nd)
Bailey Howell, C	1959	Detroit Pistons	1st (2nd)
Jerry Graves, F	1961	Chicago Packers	2nd (19th)
Leland Mitchell, F	1963	St. Louis Hawks	2nd (15th)
W.D. "Red" Stroud, G	1963	Boston Celtics	5th (45th)
Dave Williams, F-C	1968	Cincinnati Royals	8th (97th)
Wiley Peck, F	1979	San Antonio Spurs	1st (19th)
Ray White, G	1979	Atlanta Hawks	4th (79th)
Rickey Brown, F-C	1980	Golden St. Warriors	1st (13th)
Gary Hooker, F	1980	Seattle SuperSonics	4th (89th)
Jeff Malone, G	1983	Washington Bullets	1st (10th)
Kalpatrick Wells, C	1983	Philadelphia 76ers	4th (74th)
Terry Lewis, G-F	1983	Los Angeles Lakers	4th (92nd)
Chauncey Robinson, F	1986	Detroit Pistons	4th (86th)
Erick Dampier, C	1996	Indiana Pacers	1st (10th)
Dontae' Jones, F	1996	New York Knicks	1st (21st)
Tyrone Washington, C	1999	Houston Rockets	2nd (44th)
Mario Austin, F	2003	Chicago Bulls	2nd (36th)
Derrick Zimmerman, G	2003	Golden State Warriors	2nd (40th)
Lawrence Roberts, F	2005	Seattle SuperSonics	2nd (55th)
Jarvis Varnado, F	2010	Miami Heat	2nd (41st)

ERICK DAMPIER'S CAREER NBA STATISTICS

Season	Team	GP	Mins	FGM-FGA	Pct	3GM-3GA	Pct	FTM-FTA	Pct	Rebounds	Ast	BS	Stl	Points
1996-97	Indiana	72	1052	131-336	.390	1-1	1.000	107-168	.637	294-4.1	43	73	19	370-5.1
1997-98	Gld St	82	2656	352-791	.445	0-2	.000	267-399	.669	715-8.7	94	139	39	971-11.8
1998-99	Gld St	50	1414	161-414	.389	0-0	.000	120-204	.588	382-7.6	54	58	26	442-8.8
1999-00	Gld St	21	495	70-173	.405	0-0	.000	27-51	.529	134-6.4	19	15	8	167-8.0
2000-01	Gld St	43	1038	126-314	.401	0-2	.000	67-126	.532	250-5.8	59	58	17	319-7.4
2001-02	Gld St	73	1740	209-480	.435	0-0	.000	136-211	.645	387-5.3	87	167	17	554-7.6
2002-03	Gld St	82	1978	259-522	.496	0-2	.000	155-222	.698	543-6.6	58	154	27	673-8.2
2003-04	Gld St	74	2403	348-650	.535	0-2	.000	217-332	.654	887-12.0	60	137	33	913-12.3
2004-05	Dallas	59	1609	202-367	.550	0-3	.000	138-228	.605	501-8.5	51	80	15	542-9.2
2005-06	Dallas	82	1934	171-347	.493	0-0	.000	127-215	.591	640-7.8	51	106	27	469-5.7
2006-07	Dallas	76	1915	209-334	.626	0-0	.000	119-191	.623	566-7.4	44	82	24	537-7.1
2007-08	Dallas	72	1755	178-277	.643	0-0	.000	84-146	.575	539-7.5	63	106	24	440-6.1
2008-09	Dallas	80	1,836	182-280	.650	0-0	.000	90-141	.638	565-7.1	77	95	24	454-5.7
2009-10	Dallas	55	1,280	133-213	.624	1-3	.133	61-101	.605	400-7.3	31	77	15	328-6.0
2010-11	Miami	51	814	52-89	.584	0-1	.000	24-44	.626	177	22	47	14	128
15-Year Totals		972	23,922	2,783-5,587	.498	2-16	.125	1,739-2,779	.626	6,980	813	1,394	329	7,307

LAWRENCE ROBERTS' CAREER NBA STATISTICS

Season	Team	GP	Mins	FGM-FGA	Pct	3GM-3GA	Pct	FTM-FTA	Pct	Rebounds	Ast	BS	Stl	Points
2005-06	Mem	33	181	20-44	.455	0-2	.000	11-23	.478	49-1.5	5	2	8	51-1.5
2006-07	Mem	54	969	94-208	.452	0-2	.000	95-131	.725	261-4.8	30	13	36	283-5.2
2-Year Totals		87	1149	114-252	.452	0-4	.000	106-154	.688	310-3.6	35	15	44	334-3.8

DERRICK ZIMMERMAN'S CAREER NBA STATISTICS

Season	Team	GP	Mins	FGM-FGA	Pct	3GM-3GA	Pct	FTM-FTA	Pct	Rebounds	Ast	BS	Stl	Points
2005-06	N.J.	2	32	2-3	.667	0-0	.000	0-0	.000	4-2.0	7	0	0	4-2.0
1-Year Totals		2	32	2-3	.667	0-0	.000	0-0	.000	4-2.0	7	0	0	4-2.0

TANG HAMILTON'S CAREER NBA STATISTICS

Season	Team	GP	Mins	FGM-FGA	Pct	3GM-3GA	Pct	FTM-FTA	Pct	Rebounds	Ast	BS	Stl	Points
2001-02	Miami	9	98	10-19	.526	0-1	.000	0-1	.000	18-2.0	5	0	4	20-2.2
1-Year Totals		9	98	10-19	.526	0-1	.000	0-1	.000	18-2.0	5	0	4	20-2.2



MSU ALL-TIME TEAM AWARDS

BABE McCARTHY MEMORIAL AWARD

The Babe McCarthy Memorial Award was presented annually to the Bulldog player who best exemplifies the highest traits of character, leadership, desire and hustle.

- 1975-76: Joe Dean
- 1976-77: Wiley Peck
- 1977-78: Wiley Peck
- 1978-79: Wiley Peck
- 1979-80: Rickey Brown
- 1980-81: Ron White
- 1981-82: Mackey Whyte & Jeff Norwood
- 1982-83: Jeff Malone
- 1983-84: Mackey Whyte & Jeff Norwood
- 1984-85: Gary Caveness
- 1985-86: Mark Peters
- 1986-87: Mark Peters
- 1987-88: Robert Woodard
- 1988-89: Chris Hall
- 1989-90: Robert Woodard
- 1990-91: Greg Carter
- 1991-92: Tony Watts
- 1992-93: Orien Watson
- 1993-94: David Domingue
- 1994-95: Marcus Grant
- 1995-96: Darryl Wilson
- 1996-97: McKie Edmonson
- 1997-98: McKie Edmonson & Whit Hughes
- 1998-99: Detrick White
- 1999-00: T.J. Billups
- 2000-01: T.J. Billups
- 2001-02: Guy Gardner
- 2002-03: Derrick Zimmerman
- 2003-04: Timmy Bowers
- 2004-05: Shane Power

BAILEY HOWELL REBOUNTING AWARD

- 1978-79: Wiley Peck
- 1979-80: Rickey Brown
- 1980-81: Kalpatrick Wells
- 1981-82: Kalpatrick Wells
- 1982-83: Kalpatrick Wells
- 1983-84: Kelvin Hildreth
- 1984-85: Raymond Brown
- 1985-86: Chauncey Robinson
- 1986-87: Hubert Henderson
- 1987-88: Carl Nichols
- 1988-89: Cameron Burns
- 1989-90: Cameron Burns
- 1990-91: Greg Carter
- 1991-92: Johnny Walker
- 1992-93: Johnny Walker
- 1993-94: Erick Dampier
- 1994-95: Erick Dampier
- 1995-96: Erick Dampier
- 1996-97: Tyrone Washington
- 1997-98: Tyrone Washington
- 1998-99: Tyrone Washington
- 1999-00: Robert Jackson
- 2000-01: Tang Hamilton

- 2001-02: Mario Austin
- 2002-03: Mario Austin
- 2003-04: Lawrence Roberts
- 2004-05: Lawrence Roberts

BEST OFFENSIVE PLAYER AWARD

- 1978-79: Rickey Brown
- 1979-80: Rickey Brown
- 1980-81: Jeff Malone
- 1981-82: Jeff Malone
- 1982-83: Jeff Malone
- 1983-84: Kelvin Hildreth
- 1984-85: Ken Harvey
- 1985-86: Chauncey Robinson
- 1987-88: Reginald Boykin
- 1988-89: Cameron Burns
- 1989-90: Cameron Burns
- 1990-91: Cameron Burns
- 1991-92: Tony Watts
- 1992-93: Chuck Evans
- 1993-94: Darryl Wilson
- 1994-95: Darryl Wilson
- 1995-96: Darryl Wilson
- 1996-97: Horatio Webster
- 1997-98: Horatio Webster
- 1998-99: Detrick White
- 1999-00: Tang Hamilton
- 2000-01: Antonio Jackson
- 2001-02: Mario Austin
- 2002-03: Mario Austin
- 2003-04: Lawrence Roberts
- 2004-05: Lawrence Roberts

BEST DEFENSIVE PLAYER AWARD

- 1978-79: Ray White
- 1979-80: Kalpatrick Wells
- 1980-81: Kalpatrick Wells
- 1986-87: Anthony Blakley
- 1987-88: Greg Lockhart
- 1988-89: Greg Lockhart
- 1989-90: Greg Carter
- 1990-91: Greg Carter
- 1991-92: Orien Watson
- 1992-93: Orien Watson
- 1993-94: Marcus Grant
- 1994-95: Erick Dampier
- 1995-96: Erick Dampier
- 1996-97: Tyrone Washington
- 1997-98: Detrick White
- 1998-99: Tyrone Washington
- 1999-00: Michael Gholar
- 2000-01: Derrick Zimmerman
- 2001-02: Michael Gholar
- 2002-03: Derrick Zimmerman
- 2003-04: Branden Vincent
- 2004-05: Winsome Frazier

MOST IMPROVED PLAYER AWARD

- 1981-82: Butch Pierre
- 1982-83: Chauncey Robinson

- 1983-84: Tony Robinson
- 1984-85: Raymond Brown
- 1985-86: Mark Peters
- 1986-87: Reginald Boykin
- 1987-88: Chancellor Nichols
- 1988-89: Tony Watts
- 1989-90: Todd Merritt
- 1990-91: Keith Hooper
- 1991-92: David Domingue
- 1992-93: Marcus Grant
- 1993-94: Bubba Wilson
- 1994-95: Brian Price
- 1995-96: Dontae' Jones
- 1996-97: Trey Moore
- 1997-98: Oral Roberts
- 1998-99: Tang Hamilton
- 1999-00: Robert Jackson
- 2000-01: Quentin Smith
- 2001-02: Mario Austin & Derrick Zimmerman
- 2002-03: Timmy Bowers
- 2003-04: Branden Vincent
- 2004-05: Wesley Morgan & Dietric Slater

MOST ASSISTS AWARD

- 1978-79: Tom Schuberth
- 1979-80: Greg Grim
- 1980-81: Terry Lewis
- 1981-82: Butch Pierre
- 1982-83: Butch Pierre
- 1983-84: Ken Harvey
- 1984-85: Jeff Norwood
- 1985-86: Tracy Taylor
- 1986-87: Tracy Taylor
- 1987-88: Greg Lockhart
- 1988-89: Greg Lockhart
- 1989-90: Doug Hartsfield
- 1990-91: Doug Hartsfield
- 1991-92: Chuck Evans
- 1992-93: Chuck Evans
- 1993-94: T.J. Honore
- 1994-95: T.J. Honore
- 1995-96: Marcus Bullard
- 1996-97: Trey Moore
- 1997-98: Detrick White
- 1998-99: Detrick White
- 1999-00: Todd Myles
- 2000-01: Antonio Jackson
- 2001-02: Derrick Zimmerman
- 2002-03: Derrick Zimmerman
- 2003-04: Timmy Bowers
- 2004-05: Gary Ervin

BEST FREE THROW PERCENTAGE AWARD

- 1978-79: Greg Grim
- 1979-80: Jeff Malone
- 1981-82: Jeff Malone
- 1982-83: Jeff Malone
- 1983-84: Kelvin Hildreth
- 1984-85: Jeff Norwood
- 1985-86: Greg Lockhart
- 1986-87: Anthony Blakley

- 1987-88: Joe Courtney
- 1988-89: Reginald Boykin
- 1989-90: Greg Carter
- 1990-91: Tony Watts
- 1991-92: Tony Watts
- 1992-93: Chuck Evans
- 1993-94: Darryl Wilson
- 1994-95: Darryl Wilson
- 1995-96: Darryl Wilson
- 1996-97: Bart Hyche
- 1997-98: Trey Moore
- 1998-99: Bart Hyche
- 1999-00: Antonio Jackson
- 2000-01: Marckell Patterson
- 2001-02: Marckell Patterson
- 2002-03: Winsome Frazier
- 2003-04: Winsome Frazier
- 2004-05: Winsome Frazier

ACADEMIC AWARD

- 1986-87: Mark Peters
- 1988-89: Carl Nichols
- 1989-90: Cameron Burns & Carl Nichols
- 1990-91: Carl Nichols
- 1991-92: Orien Watson
- 1992-93: Orien Watson
- 1993-94: Jay Walton
- 1994-95: Jay Walton
- 1995-96: Whit Hughes
- 1996-97: McKie Edmonson
- 1997-98: McKie Edmonson
- 1998-99: Bart Hyche
- 1999-00: Quentin Smith
- 2000-01: Roy Goffer
- 2001-02: Roy Goffer
- 2002-03: Wesley Morgan
- 2003-04: Michael Boler
- 2004-05: Shane Power

ROBERT WOODARD HUSTLE AWARD

- 1989-90: Robert Woodard
- 1990-91: Keith Hooper
- 1991-92: David Domingue
- 1992-93: David Domingue
- 1993-94: David Domingue
- 1994-95: Boo Ray
- 1995-96: Russell Walters
- 1996-97: Whit Hughes
- 1997-98: David Redding

Note: MSU Team Awards have not been award since the 2005-06 seasons.

100 Years Of Bulldog Basketball



MSU ALL-TIME SERIES RECORDS

Opponent	Record	Last Game	Opponent	Record	Last Game	Opponent	Record	Last Game
Akron	0-1	2006	Gonzaga	0-1	1998	Ouachita Baptist	1-0	1949
Alabama	72-114	2011	Hattiesburg YMCA	1-0	1925	Pacific	1-0	1980
Alabama A&M	4-0	2003	Hawaii	2-2	2011	Park (Tenn.) Field	0-1	1919
Alabama State	3-0	2011	Holy Cross	1-0	2006	Penn State	1-0	1998
UAB	3-4	2004	Houston	2-5	2010	Pine Bluff (Ark.) YMCA	0-3	1922
Alaska Fairbanks	1-0	1998	Houston Baptist	1-0	1974	Pittsburgh	1-0	2001
Albany (Ga.) YMCA	0-1	1925	Idaho	1-1	2000	Portland	1-0	1981
Alcorn State	2-2	1991	Illinois-Chicago	1-0	2002	Prairie View A&M	1-0	1992
Amory (Miss.) Ind	1-0	1935	Illinois Wesleyan	1-0	1987	Princeton	1-1	1996
Appalachian State	1-0	2011	Indiana	0-1	1986	Purdue	0-1	1985
Arizona	1-2	2005	Indiana State	1-1	1976	Rail Lites	0-2	1929
Arizona State	0-1	1988	Iowa	0-2	1993	Rhode Island	1-0	1972
Arkansas	24-27	2011	Iowa State	2-0	1980	Rhodes (Southwestern)	12-0	1959
Arkansas-Little Rock	3-1	2005	Jackson State	4-0	2010	Rice	3-0	1989
Arkansas-Monticello	1-0	1963	Jacksonville	3-0	2003	Richmond	2-2	2010
Arkansas-Pine Bluff	2-0	2000	Jacksonville State	4-0	2006	Rider	1-1	2010
Arkansas State	9-2	2006	James Madison	1-1	1998	Rutgers	0-1	2000
Atlanta Athletic Club	1-1	1925	Jonesboro (Ark.) YMCA	0-1	1919	St. Bonaventure	2-0	2010
Auburn	64-71	2011	Kansas State	0-3	1994	St. Joseph's (Pa.)	1-3	1998
Auburn-Montgomery	2-0	1982	Kentucky	20-87	2011	St. Louis University	0-1	1951
Austin Peay State	1-1	1993	Kentucky Wesleyan	1-0	1977	St. Mary's (Calif.)	1-1	2011
Ball State	1-1	1992	Lafayette College	1-0	2008	St. Paul's (La.)	1-1	1915
Baylor	5-0	1990	Laurel (Miss.) YMCA	2-0	1925	St. Stanislaus (Miss.)	2-0	1927
Belmont	1-0	1999	Liberty	1-0	2006	St. Thomas (Pa.)	0-1	1938
Bethune-Cookman	1-0	2010	Long Beach State	1-0	1976	Sam Houston State	1-0	1999
Birmingham AC	5-3	1927	Long Island	1-0	1993	Samford	25-6	1992
Birmingham Boys Club	0-2	1928	LSU	96-104	2011	San Diego	2-1	2011
Birmingham YMCA	0-1	1929	Louisiana College	8-1	1971	San Jose State	1-1	1987
Birmingham YMHA	1-0	1926	Louisiana Tech	10-4	2008	Santa Clara	3-0	2006
Birmingham-Southern	8-0	2005	Louisiana-Lafayette	11-4	2003	Sewanee	10-1	1973
Biscayne	1-0	1978	Louisiana-Monroe	12-2	2009	South Alabama	11-1	2009
Bowling Green State	1-1	1997	Louisville	1-3	1988	South Carolina	15-8	2011
Bradley	1-0	2007	Loyola (Chicago)	0-1	1963	South Carolina State	1-0	2000
Brigham Young	1-1	1996	Loyola (New Orleans)	5-1	1997	South Florida	2-0	1974
Brownsville (Tenn.) AC	1-0	1909	Loyola Marymount	2-0	2008	Southeast Missouri State	1-0	1985
Butler	0-1	2003	Macon (Ga.) YMCA	1-0	1925	Southeastern Louisiana	17-1	2010
California	0-2	2001	Mansfield State	1-0	1978	Southern California	1-0	1984
California Irvine	1-0	2008	Marshall	0-1	1972	Southern Illinois	2-2	2008
Catholic University	1-0	1937	Maryland	3-0	1962	SIU-Edwardsville	1-0	1974
Centenary	7-0	2010	Maryville	2-0	1913	Southern Mississippi	14-4	2001
Central Arkansas	1-0	1957	McNeese State	6-1	2007	Southwest Missouri State	1-0	1998
Charlotte	3-1	2009	Memphis	11-13	2008	Spring Hill	2-0	1961
Chattanooga	6-4	2006	Memphis YMCA	5-7	1929	Stanford	1-1	2005
Chevrolet All-Stars	0-1	1926	Mercer	5-1	1989	Stetson	1-0	1966
Chicago State	1-0	1976	Meridian All-Stars	3-0	1930	Syracuse	0-3	2005
Chicago YMCA College	0-1	1920	Meridian College	1-0	1920	Tampa	2-0	1957
Christian Brothers	5-0	1990	Mexico City YMCA	1-0	1937	Tennessee	40-75	2011
Cincinnati	2-2	2009	Miami (Florida)	2-2	2008	Tennessee State	1-0	2011
Clemson	0-3	2008	Miami (Ohio)	0-2	2008	Tennessee Tech	4-0	1998
Colgate	1-0	1995	Michigan State	0-1	1973	Tennessee-Martin	6-1	2008
College of Charleston	1-0	1974	Middle Tennessee State	1-0	1979	Texas	3-4	2002
College of Memphis	2-0	1909	Millsaps	16-2	1940	Texas A&M	1-1	1967
Colorado State	0-1	1999	Mississippi College	54-21	1987	Texas A&M-Corpus Christi	2-0	2008
Columbus (Miss.) AC	2-0	1909	Mississippi Valley State	3-0	2010	Texas Christian	1-1	1990
Columbus (Miss.) AFB	4-0	1946	Missouri	1-2	2008	Texas-Pan American	2-0	2010
Connecticut	2-1	1996	Missouri-Kansas City	2-1	2005	Texas Southern	1-0	1997
Cumberland	2-0	1916	Missouri Western	1-0	1976	Texas Tech	0-1	2009
Davidson	1-1	1966	Mobile YMCA	1-1	1927	Troy	8-0	2011
Dayton	1-0	1976	Monmouth	1-0	2004	Tulane	54-38	2004
Delaware	1-0	1990	Montana	1-0	1995	Tulsa	0-1	2001
Delta State	15-1	1987	Montana State	1-2	2001	UCLA	1-1	2010
Denver	1-0	1957	Morehead State	4-0	1980	Union	12-0	1961
DePaul	1-1	2010	Murray State	7-2	2008	Utah	1-0	1995
Detroit	1-1	2011	Nashville Ramblers	0-2	1929	Valparaiso	0-1	2000
Drake	2-0	1992	Nebraska	1-0	1996	Vanderbilt	44-74	2011
Duke	2-1	2005	UNLV	0-1	1981	Vermont	1-0	1978
East Carolina	3-0	1990	New Orleans	7-1	2007	Villanova	0-1	1994
East Tennessee State	1-2	2011	New Orleans YMCA	0-1	1909	Virginia	2-1	1989
Eastern Kentucky	3-0	1999	Nicholls State	6-0	2010	Virginia Commonwealth	1-0	1996
Eastern Michigan	1-1	1993	North Alabama	3-0	2009	Virginia Tech	2-7	2011
Evansville	1-1	1976	North Carolina	0-5	2010	Wake Forest	1-3	1997
Fairleigh Dickinson	1-0	2009	North Carolina A&T	1-0	2011	Washington	0-2	2009
Fairfield	1-0	2005	North Carolina State	1-0	1926	Washington State	0-2	2011
Florida	49-57	2011	UNC Wilmington	1-1	1997	Washington (St. Louis)	0-1	1955
Florida A&M	2-0	2005	North Texas	1-0	1973	Washington & Lee	1-0	1928
Florida Atlantic	0-1	2011	Northeast Missouri State	2-0	1993	West Virginia	0-1	2007
Florida International	2-0	1993	Northern Arizona	1-0	1994	Western Kentucky	3-3	2010
Florida State	4-4	2007	Northwestern	1-0	2000	Western New Mexico	1-0	1988
Florida Tech	1-0	1994	Northwestern (La.) State	5-1	2006	Wichita State	0-3	1987
Fort Benning	1-0	1925	Oglethorpe	2-0	1936	Winthrop	0-1	2007
Fresno State	1-1	1997	Ohio State	0-1	1991	Wright State	1-0	2010
Furman	4-0	1971	Oklahoma	3-0	2003	Wyoming	1-0	1995
George Mason	1-1	2007	Ole Miss	138-105	2011	Xavier (Ohio)	4-1	2005
George Washington	2-1	1997	Old Dominion	3-2	2010			
Georgia	52-50	2011	Oral Roberts	1-0	1979			
Georgia State	2-0	2003	Oregon	1-0	2008			
Georgia Tech	13-16	1975	Oregon State	1-0	1996			

100 Years Of Bulldog Basketball



MSU NON-SEC SERIES RECORDS

100 Years Of Bulldog Basketball

AKRON
(UA leads, 1-0)
2006: UA, 83-72 at Guaynabo, PR#
- San Juan Shootout
At Neutral Sites: UA leads, 1-0

ALABAMA A&M
(MSU leads, 4-0)
2000: MSU, 89-67 at Starkville
2001: MSU, 102-60 at Starkville
2002: MSU, 70-45 at Starkville
2003: MSU, 100-58 at Starkville
At Starkville: MSU leads, 4-0

ALABAMA STATE
(MSU leads, 3-0)
2007: MSU, 74-59 at Starkville
2009: MSU, 76-67 at Starkville
2011: MSU, 67-46 at Starkville
At Starkville: MSU leads, 3-0

UAB
(UAB leads, 4-3)
1983: MSU, 67-47 at Chattanooga#
1984: UAB, 55-53 at Starkville
1985: UAB, 65-63 at Birmingham
1993: UAB, 73-68 at Birmingham
1994: UAB, 66-63 (ot) at Starkville
2003: MSU, 68-52 at Birmingham
2004: MSU, 86-84 at Starkville
- Krystal Classic
At Starkville: UAB leads, 2-1
At Birmingham: UAB leads, 2-1
At Neutral Sites: MSU leads, 1-0

ALASKA FAIRBANKS
(MSU leads, 1-0)
1998: MSU, 66-64 (2ot) at Fairbanks#
- Can You Score Top of the World Cl.
At Neutral Sites: MSU leads, 1-0

ALBANY (GA.) YMCA
(YMCA leads, 1-0)
1925: YMCA, 40-23 at Albany
At Albany: YMCA leads, 1-0

ALCORN STATE
(Tied, 2-2)
1979: ASU, 80-78 at Starkville\$
1980: MSU, 83-80 at Biloxi, MS#
ASU, 82-75 at Mobile, AL@
1991: MSU, 120-65 at Starkville
\$ - National Invitation Tournament
- Babe McCarthy Tip-Off Tourney
@ - Senior Bowl Tournament
At Starkville: Tied, 1-1
At Neutral Sites: Tied, 1-1

AMORY INDEPENDENTS
(MSU leads, 1-0)
1935: MSU, 58-21 at Starkville
At Starkville: MSU leads, 1-0

APPALACHIAN STATE
(MSU leads, 1-0)
2011: MSU, 76-74 at Starkville
At Starkville: MSU leads, 1-0

ARIZONA
(UA leads, 2-1)
1971: UA, 77-75 at Greenville, SC#
2001: MSU, 75-74 at Tucson@
2005: UA, 68-64 at Anaheim, CA#
- Poinsettia Classic
@ - Bank One Fiesta Bowl Classic
& - John R. Wooden Classic
At Tucson: MSU leads, 1-0
At Neutral Sites: UA leads, 2-0

ARIZONA STATE
(ASU leads, 1-0)
1988: ASU, 70-69 at Honolulu, HI#
- Rainbow Classic
At Neutral Sites: ASU leads, 1-0

ARKANSAS-LITTLE ROCK
(MSU leads, 3-1)
1996: UALR, 70-68 at Starkville

2002: MSU, 93-81 at Starkville
2004: MSU, 68-58 at Little Rock
2005: MSU, 83-53 at Starkville
At Starkville: MSU leads, 2-1
At Little Rock: MSU leads, 1-0

ARKANSAS-MONTICELLO
(MSU leads, 1-0)
1963: MSU, 90-55 at Starkville
At Starkville: MSU leads, 1-0

ARKANSAS-PINE BLUFF
(MSU leads, 2-0)
1999: MSU, 105-53 at Jackson, MS
2000: MSU, 107-67 at Starkville, MS
At Starkville: MSU leads, 1-0
At Neutral Sites: MSU leads, 1-0

ARKANSAS STATE
(MSU leads, 9-2)
1951: ASU, 67-61 at Jonesboro
1952: MSU, 67-43 at Starkville
MSU, 64-63 at Jonesboro
1954: MSU, 79-74 at Starkville
MSU, 74-71 at Jonesboro
1956: ASU, 76-61 at Jonesboro
MSU, 86-78 at Starkville
1959: MSU, 72-57 at Jonesboro
MSU, 98-71 at Starkville
2002: MSU, 91-83 at Starkville
2006: MSU, 68-63 at Starkville
At Starkville: MSU leads, 6-0
At Jonesboro: MSU leads, 3-2

ATLANTA ATHLETIC CLUB
(Tied, 1-1)
1924: MSU, 42-33 at Atlanta
1925: AAC, 29-25 at Atlanta
At Atlanta: Tied, 1-1

AUBURN-MONTGOMERY
(MSU leads, 2-0)
1979: MSU, 90-68 at Starkville
1982: MSU, 68-43 at Starkville
At Starkville: MSU leads, 2-0

AUSTIN PEAY STATE
(Tied, 1-1)
1992: APSU, 103-97 at Clarksville
1993: MSU, 80-73 at Starkville
At Starkville: MSU leads, 1-0
At Clarksville: APSU leads, 1-0

BALL STATE
(Tied, 1-1)
1991: MSU, 86-72 at Starkville
1992: BSU, 81-52 at Muncie
At Starkville: MSU leads, 1-0
At Muncie: BSU leads, 1-0

BAYLOR
(MSU leads, 5-0)
1922: MSU, 42-26 at Starkville
MSU, 45-15 at Starkville
1925: MSU, 30-15 at Starkville
1960: MSU, 70-61 (ot) at Murray, KY#
1990: MSU, 84-75 at Starkville\$
- Murray State Invitational
\$ - National Invitation Tournament
At Starkville: MSU leads, 4-0
At Neutral Sites: MSU leads, 1-0

BELMONT
(MSU leads, 1-0)
1999: MSU, 66-65 at Starkville
At Starkville: MSU leads, 1-0

BETHUNE-COOKMAN
(MSU leads, 1-0)
2010: MSU, 67-51 at Starkville
At Starkville: MSU leads, 1-0

BIRMINGHAM ATHLETIC CLUB
(MSU leads, 5-3)
1920: MSU, 37-23 at Birmingham
1921: BAC, 36-26 at Birmingham
1922: BAC, 35-15 at Birmingham

1924: MSU, 39-28 at Birmingham
1925: MSU, 34-23 at Birmingham
1926: BAC, 32-31 at Birmingham
1927: MSU, 22-21 at Birmingham
MSU, 38-33 at Starkville
At Starkville: MSU leads, 1-0
At Birmingham: MSU leads, 4-3

BIRMINGHAM BOYS CLUB
(BBC leads, 2-0)
1928: BBC, 20-19 at Starkville
BBC, 32-27 at Starkville
At Starkville: BBC leads, 2-0

BIRMINGHAM YMCA
(YMCA leads, 1-0)
1929: YMCA, 32-18 at Birmingham
At Birmingham: YMCA leads, 1-0

BIRMINGHAM YMHA
(MSU leads, 1-0)
1926: MSU, 44-13 at Birmingham
At Birmingham: MSU leads, 1-0

BIRMINGHAM-SOUTHERN
(MSU leads, 8-0)
1926: MSU, 29-7 at Starkville
1952: MSU, 107-72 at Birmingham
1953: MSU, 70-45 at Starkville
1978: MSU, 81-55 at Starkville
1982: MSU, 71-46 at Starkville
1984: MSU, 47-40 at Starkville
1993: MSU, 75-71 at Starkville
2005: MSU, 55-48 at Birmingham#
- Coaches vs. Cancer Classic
At Starkville: MSU leads, 6-0
At Birmingham: MSU leads, 2-0

BISCAYNE
(MSU leads, 1-0)
1978: MSU, 95-78 at Starkville
At Starkville: MSU leads, 1-0

BOWLING GREEN STATE
(Tied, 1-1)
1963: MSU, 65-60 at East Lansing, MI\$
1997: BGSU, 75-59 at San Juan, PR#
\$ - NCAA Mideast Regional
- Puerto Rico Holiday Classic
At Neutral Sites: Tied, 1-1

BRADLEY
(MSU leads, 1-0)
2007: MSU, 101-72 at Starkville\$
\$ - MasterCard NIT
At Starkville: MSU leads, 1-0

BRIGHAM YOUNG
(Tied, 1-1)
1995: BYU, 74-68 (ot) at Provo
1996: MSU, 79-74 at Starkville
At Starkville: MSU leads, 1-0
At Provo: BYU leads, 1-0

BROWNSVILLE ATHLETIC CLUB
(MSU leads, 1-0)
1909: MSU, 75-0 at Starkville
At Starkville: MSU leads, 1-0

BUTLER
(BU leads, 1-0)
2003: BU, 47-46 at Birmingham, AL\$
\$ - NCAA East Regional
At Neutral Sites: BU leads, 1-0

CALIFORNIA
(Cal leads, 2-0)
1997: Cal, 78-45 at Landover, MD#
2001: Cal, 83-76 (ot) at Berkeley@
- Franklin National Bank Classic
@ - TIVO Preseason NIT
At Berkeley: Cal leads, 1-0
At Neutral Sites: Cal leads, 1-0

CALIFORNIA IRVINE
(MSU leads, 1-0)
2008: MSU, 68-53 at Anaheim, CA\$
\$ - Anaheim Classic
At Neutral Sites: MSU leads, 1-0



MSU NON-SEC SERIES RECORDS

100 Years Of Bulldog Basketball

CATHOLIC UNIVERSITY (MSU leads, 1-0)

1937: MSU, 41-28 at Washington, DC
At Washington, DC: MSU leads, 1-0

CENTENARY (MSU leads, 7-0)

1990: MSU, 96-80 at Shreveport#
MSU, 112-74 at Starkville
1998: MSU, 64-40 at Starkville
1999: MSU, 59-54 at Starkville
2000: MSU, 98-76 at Starkville
2009: MSU, 77-55 at Starkville
2010: MSU, 88-51 at Jackson, MS
- Century Cellunet Classic
At Starkville: MSU leads, 5-0
At Shreveport: MSU leads, 1-0
At Neutral Sites: MSU leads, 1-0

CENTRAL ARKANSAS (MSU leads, 1-0)

1957: MSU, 102-80 at Starkville
At Starkville: MSU leads, 1-0

CHARLOTTE (MSU leads, 3-1)

1972: MSU, 87-68 at Charlotte
2006: MSU, 53-38 at Charlotte
2007: MSU, 78-69 at Starkville
2009: Charlotte, 70-64 at Starkville
At Starkville: Tied, 1-1
At Charlotte: MSU leads, 2-0

CHATTANOOGA (MSU leads, 6-4)

1923: MSU, 33-21 at Atlanta, GA+
1947: MSU, 52-31 at Starkville
MSU, 58-52 at Chattanooga
1982: MSU, 69-57 at Starkville
1983: UTC, 62-54 at Chattanooga#
1986: UTC, 48-47 at Starkville
1987: UTC, 66-51 at Chattanooga
1991: MSU, 76-70 at Chattanooga
1992: UTC, 85-73 at Starkville
2006: MSU, 64-48 at Starkville
+ - SIAA Tournament
- Krystal Classic
At Starkville: MSU leads, 3-2
At Chattanooga: Tied, 2-2
At Neutral Sites: MSU leads, 1-0

CHEVROLET ALL-STARS (All-Stars lead, 1-0)

1926: All-Stars, 26-17 at Earle, AR
At Earle: All-Stars lead, 1-0

CHICAGO STATE (MSU leads, 1-0)

1976: MSU, 113-81 at Starkville
At Starkville: MSU leads, 1-0

CHICAGO YMCA COLLEGE (CC leads, 1-0)

1920: CC, 22-20 at Starkville
At Starkville: CC leads, 1-0

CHRISTIAN BROTHERS (MSU leads, 5-0)

1963: MSU, 106-71 at Starkville
1974: MSU, 73-62 at Starkville
1987: MSU, 77-52 at Starkville
1988: MSU, 93-78 at Starkville
1990: MSU, 86-51 at Starkville
At Starkville: MSU leads, 5-0

CINCINNATI (MSU leads, 2-2)

1980: MSU, 87-72 at Biloxi, MS#
1996: MSU, 73-63 at Lexington, KY\$
2002: UC, 90-56 at Las Vegas, NV@
2009: UC, 75-63 at Cincinnati!
- Babe McCarthy Tip-Off Tourney
\$ - NCAA Southeast Regional
@ - Las Vegas Classic
! - SEC/Big East Challenge
At Neutral Sites: Tied, 2-2

CLEMSON (CU leads, 3-0)

1982: CU, 59-32 at Houston, TX#
2007: CU, 69-66 at Clemson
2008: CU, 84-82 at Starkville
- Kettle Classic
At Clemson: CU leads, 1-0
At Starkville: CU leads, 1-0
At Neutral Sites: CU leads, 1-0

COLGATE (MSU leads, 1-0)

1995: MSU, 80-76 at Missoula, MT#
- Missoulian/Coca-Cola Classic XV
At Neutral Sites: MSU leads, 1-0

COLLEGE OF CHARLESTON (MSU leads, 1-0)

1974: MSU, 88-64 at Starkville
At Starkville: MSU leads, 1-0

COLLEGE OF MEMPHIS (MSU leads, 2-0)

1909: MSU, 27-14 at Starkville
MSU, 25-8 at Starkville
At Starkville: MSU leads, 2-0

COLORADO STATE (CSU leads, 1-0)

1999: CSU, 69-56 at Fort Collins\$
\$ - National Invitation Tournament
At Fort Collins: CSU leads, 1-0

COLUMBUS (MISS.) ATHLETIC CLUB (MSU leads, 2-0)

1909: MSU, 35-6 at Starkville
MSU, 61-1 at Columbus
At Starkville: MSU leads, 1-0
At Columbus: MSU leads, 1-0

COLUMBUS (MISS.) AFB (MSU leads, 4-0)

1945: MSU, 55-28 at Starkville
MSU, 38-28 at Starkville
1946: MSU, 47-41 at Columbus
MSU, 62-40 at Columbus
At Starkville: MSU leads, 2-0
At Columbus: MSU leads, 2-0

CONNECTICUT (MSU leads, 2-1)

1975: MSU, 89-87 at Columbia, MO#
1990: UC, 84-68 at Hartford, CT@
1996: MSU, 60-55 at Lexington, KY\$
- Show Me Classic
@ - Connecticut Mutual Classic
\$ - NCAA Southeast Regional
At Hartford: UC leads, 1-0
At Neutral Sites: MSU leads, 2-0

CUMBERLAND (MSU leads, 2-0)

1916: MSU, 39-13 at Starkville
MSU, 42-8 at Starkville
At Starkville: MSU leads, 2-0

DAVIDSON (Tied, 1-1)

1956: MSU, 89-82 at Charlotte, NC#
1966: DC, 72-60 at Charlotte, NC@
- Carrousel Classic
@ - Charlotte Invitational
At Neutral Sites: Tied, 1-1

DAYTON (MSU leads, 1-0)

1976: MSU, 56-54 at Dayton#
- Dayton Invitational
At Dayton: MSU leads, 1-0

DELAWARE (MSU leads, 1-0)

1990: MSU, 66-65 at Hartford, CT#
- Connecticut Mutual Classic
At Neutral Sites: MSU leads, 1-0

DELTA STATE (MSU leads, 15-1)

1935: MSU, 48-29 at Starkville
1938: MSU, 51-35 at Starkville
1961: MSU, 92-53 at Starkville
MSU, 99-77 at Cleveland
1962: MSU, 84-55 at Starkville
MSU, 106-76 at Cleveland
1963: MSU, 106-77 at Starkville
1964: MSU, 67-52 at Cleveland
1965: MSU, 82-63 at Jackson, MS#
1967: MSU, 68-65 at Cleveland
1968: MSU, 80-64 at Starkville
1970: MSU, 86-64 at Starkville
1971: MSU, 59-55 at Cleveland
1985: MSU, 76-58 at Starkville
1986: DSU, 56-53 at Starkville
1987: MSU, 68-56 at Starkville
- Magnolia Invitational
At Starkville: MSU leads, 9-1
At Cleveland: MSU leads, 5-0
At Neutral Sites: MSU leads, 1-0

DENVER (MSU leads, 1-0)

1957: MSU, 69-65 at Evansville, IN#
- Evansville Holiday Tournament
At Neutral Sites: MSU leads, 1-0

DEPAUL (Tied, 1-1)

1989: DU, 62-60 at New Orleans, LA#
2010: MSU, 76-45 at Tampa, FL*
* - SEC/Big East Challenge
- USF&G Sugar Bowl Classic
At Neutral Sites: Tied, 1-1

DETROIT (Tied, 1-1)

1969: UD, 86-62 at Detroit#
2011: MSU, 82-76 at Starkville
- Motor City Classic
At Starkville, MSU leads, 1-0
At Detroit: UD leads, 1-0

DRAKE (MSU leads, 2-0)

1991: MSU, 82-80 (ot) at Des Moines
1992: MSU, 79-50 at Starkville
At Starkville: MSU leads, 1-0
At Des Moines: MSU leads, 1-0

DUKE (MSU leads, 2-1)

1937: MSU, 33-29 at Durham
1938: MSU, 25-23 at Durham
2005: DU, 63-55 at Charlotte, NC\$
\$ - NCAA Austin Regional
At Durham: MSU leads, 2-0
At Neutral Sites: DU leads, 1-0

EAST CAROLINA (MSU leads, 3-0)

1973: MSU, 69-64 at Monroe, LA#
1989: MSU, 88-79 at Starkville
1990: MSU, 72-63 at Greenville
- Pacemaker Classic
At Starkville: MSU leads, 1-0
At Greenville: MSU leads, 1-0
At Neutral Sites: MSU leads, 1-0

EAST TENNESSEE STATE (ETSU leads, 2-1)

1988: MSU, 86-59 at Starkville
1989: ETSU, 91-82 at Johnson City
2011: ETSU, 63-62 at Starkville
At Starkville: Tied, 1-1
At Johnson City: ETSU leads, 1-0



MSU NON-SEC SERIES RECORDS

EASTERN KENTUCKY

(MSU leads, 3-0)

1991: MSU, 94-67 at Starkville
1992: MSU, 87-68 at Richmond
1999: MSU, 75-62 at Oakland, CA#
- Golden Bear Classic
At Starkville: MSU leads, 1-0
At Richmond: MSU leads, 1-0
At Neutral Sites: MSU leads, 1-0

EASTERN MICHIGAN

(Tied, 1-1)

1991: EMU, 76-56 at Syracuse, NY\$
1993: MSU, 74-58 at San Juan, PR@
\$ - NCAA East Regional
@ - San Juan Shootout
At Neutral Sites: Tied, 1-1

EVANSVILLE

(Tied, 1-1)

1975: MSU, 90-69 at Starkville
1976: UE, 85-73 at Evansville
At Starkville: MSU leads, 1-0
At Evansville: UE leads, 1-0

FAIRLEIGH DICKINSON

(MSU leads, 1-0)

2009: MSU, 84-58 at Starkville
At Starkville MSU leads, 1-0

FAIRFIELD

(MSU leads, 1-0)

2005: MSU, 53-49 at Birmingham, AL#
- Coaches vs. Cancer Classic
At Neutral Sites: MSU leads, 1-0

FLORIDA A&M

(MSU leads, 2-0)

2002: MSU, 92-55 at Starkville
2005: MSU, 104-80 at Starkville
At Starkville: MSU leads, 2-0

FLORIDA ATLANTIC

(FAU leads, 1-0)

2011: MSU, 92-55 at Starkville
At Starkville: FAU leads, 1-0

FLORIDA INTERNATIONAL

(MSU leads, 2-0)

1983: MSU, 102-66 at Starkville
1993: MSU, 58-51 at San Juan, PR#
- San Juan Shootout
At Starkville: MSU leads, 1-0
At Neutral Sites: MSU leads, 1-0

FLORIDA STATE

(Tied, 4-4)

1952: MSU, 75-47 at Starkville
1953: FSU, 82-52 at Tallahassee
1954: MSU, 87-75 at Starkville
1955: FSU, 91-76 at Starkville
FSU, 102-86 at Tallahassee
1956: MSU, 79-71 (ot) at Charlotte, NC#
1999: FSU, 69-58 at Honolulu, HI@
2007: MSU, 86-71 at Starkville\$
- Carousel Classic
@ - Outrigger Hotels Rainbow Classic
\$ - MasterCard NIT
At Starkville: MSU leads, 3-1
At Tallahassee: FSU leads, 2-0
At Neutral Sites: Tied, 1-1

FLORIDA TECH

(MSU leads, 1-0)

1994: MSU, 95-61 at Starkville
At Starkville: MSU leads, 1-0

FORT BENNING (GA.)

(MSU leads, 1-0)

1925: MSU, 41-38 at Fort Benning
At Fort Benning: MSU leads, 1-0

FRESNO STATE

(Tied, 1-1)

1981: FSU, 58-45 at Fresno#
1997: MSU, 62-60 at San Juan, PR@

- Sun Met Classic
@ - Puerto Rico Holiday Classic
At Fresno: FSU leads, 1-0
At Neutral Sites: MSU leads, 1-0

FURMAN

(MSU leads, 4-0)

1920: MSU, 69-26 at Greenville
1921: MSU, 41-7 at Atlanta, GA+
1923: MSU, 47-23 at Atlanta, GA+
1971: MSU, 84-74 at Greenville#
+ - SIAA Tournament
- Poinsettia Classic
At Greenville: MSU leads, 2-0
At Neutral Sites: MSU leads, 2-0

GEORGE MASON

(Tied, 1-1)

2006: MSU, 63-61 at Starkville
2007: GMU, 63-59 at Fairfax
At Starkville: MSU leads, 1-0
At Fairfax: GMU leads, 1-0

GEORGE WASHINGTON

(MSU leads, 2-1)

1964: MSU, 89-81 at Owensboro, KY#
1968: MSU, 70-55 at Houston, TX@
1997: GW, 57-36 at Landover, MD&
- All-American Tournament
@ - Bluebonnet Classic
& - Franklin National Bank Classic
At Neutral Sites: MSU leads, 2-1

GEORGIA STATE

(MSU leads, 2-0)

2002: MSU, 72-63 at Atlanta, GA#
2003: MSU, 78-54 at Jackson, MS
- Chick-fil-A Peach Bowl Cl. for Kids
At Neutral Sites: MSU leads, 2-0

GEORGIA TECH

(GT leads, 16-13)

1922: GT, 34-30 at Atlanta+
1923: MSU, 45-31 at Starkville
MSU, 25-19 at Atlanta+
1924: MSU, 40-32 at Atlanta
MSU, 51-28 at Starkville
1926: MSU, 31-20 at Atlanta
1927: GT, 40-24 at Atlanta!
1937: GT, 43-30 at Knoxville, TN*
1943: MSU, 48-41 at Louisville, KY*
1945: GT, 60-33 at Louisville, KY*
1947: GT, 65-52 at Louisville, KY*
1951: GT, 55-46 at Starkville
1952: GT, 66-64 at Atlanta
1953: MSU, 66-62 at Starkville
1954: MSU, 75-74 at Atlanta
1955: GT, 90-71 at Starkville
1956: GT, 87-59 at Atlanta
1957: GT, 80-77 at Atlanta
1958: GT, 78-61 at Atlanta
1959: MSU, 75-67 at Starkville
1960: GT, 82-60 at Atlanta
1961: MSU, 62-61 (ot) at Starkville
1962: MSU, 57-56 at Atlanta
1963: MSU, 81-69 at Starkville
1964: GT, 59-45 at Atlanta
1965: GT, 83-65 at Starkville
GT, 75-73 at Atlanta
1974: MSU, 85-77 at Atlanta
1975: GT, 64-61 at Starkville
+ - SIAA Tournament
! - Southern Conference Tournament
* - SEC Tournament
At Starkville: MSU leads, 6-4
At Atlanta: GT leads, 9-6
At Neutral Sites: GT leads, 3-1

GONZAGA

(GU leads, 1-0)

1998: GU, 70-68 at Fairbanks, AK#
- Can You Score Top of the World Cl.
At Neutral Sites: GU leads, 1-0

HATTIESBURG YMCA

(MSU leads, 1-0)

1925: MSU, 22-19 at Hattiesburg
At Hattiesburg: MSU leads, 1-0

HAWAII

(Tied, 2-2)

1969: UH, 74-69 at Lafayette, LA#
1973: MSU, 97-85 at Mobile, AL@
1988: MSU, 68-55 at Honolulu&
2011: Hawaii, 68-57 at Honolulu^
- Bayou Classic
@ - Senior Bowl Tournament
& - Rainbow Classic
^ - Diamondhead Classic
At Honolulu: Tied, 1-1
At Neutral Sites: Tied, 1-1

HOLY CROSS

(MSU leads, 1-0)

2006: MSU, 76-75 at Guaynabo, PR#
- San Juan Shootout
At Neutral Sites: MSU leads, 1-0

HOUSTON

(UH leads, 5-2)

1963: UH, 79-76 (ot) at New Orleans#
1964: UH, 69-61 at Houston@
1982: UH, 96-49 at Houston&
1983: UH, 74-65 at Houston
1984: UH, 68-62 at Starkville
2009: MSU, 82-65 at Starkville
2010: MSU, 70-64 at Houston
- Sugar Bowl Tournament
@ - Bluebonnet Tournament
& - Kettle Classic
At Starkville: Tied, 1-1
At Houston: UH leads, 3-1
At Neutral Sites: UH leads, 1-0

HOUSTON BAPTIST

(MSU leads, 1-0)

1974: MSU, 85-74 at Starkville
At Starkville: MSU leads, 1-0

IDAHO

(Tied, 1-1)

1987: UI, 70-67 (ot) at Portland, OR#
2000: MSU, 86-81 at Bozeman, MT@
- Far West Classic
@ - Holiday Stores/Touch America Cl.
At Neutral Sites: Tied, 1-1

ILLINOIS-CHICAGO

(MSU leads, 1-0)

2002: MSU, 77-74 at Las Vegas, NV#
- Las Vegas Classic
At Neutral Sites: MSU leads, 1-0

ILLINOIS WESLEYAN

(MSU leads, 1-0)

1987: MSU, 83-78 at Starkville
At Starkville: MSU leads, 1-0

INDIANA

(IU leads, 1-0)

1986: IU, 74-43 at Indianapolis, IN#
- Hoosier Classic
At Neutral Sites: IU leads, 1-0

INDIANA STATE

(Tied, 1-1)

1975: ISU, 82-72 at Terre Haute#
1976: MSU, 85-82 at Starkville
- Indiana Hall of Fame Classic
At Starkville: MSU leads, 1-0
At Terre Haute: ISU leads, 1-0

IOWA

(UI leads, 2-0)

1980: UI, 81-62 at Dayton, OH#
1993: UI, 69-54 at Iowa City@
- Dayton Invitational
@ - Amana Hawkeye Classic
At Iowa City: UI leads, 1-0
At Neutral Sites: UI leads, 1-0

100 Years Of Bulldog Basketball



MSU NON-SEC SERIES RECORDS

100 Years Of Bulldog Basketball

IOWA STATE
(MSU leads, 2-0)
1979: MSU, 80-70 at Jackson, MS
1980: MSU, 84-63 at Ames
At Ames: MSU leads, 1-0
At Neutral Sites: MSU leads, 1-0

JACKSON STATE
(MSU leads, 4-0)
1985: MSU, 77-46 at Starkville
1986: MSU, 77-62 at Jackson
2003: MSU, 71-56 at Starkville
2010: MSU, 81-67 at Starkville
At Starkville: MSU leads, 3-0
At Jackson: MSU leads, 1-0

JACKSONVILLE
(MSU leads, 3-0)
1991: MSU, 79-65 at Jacksonville
1992: MSU, 77-74 at Starkville
2003: MSU, 100-65 at Starkville
At Starkville: MSU leads, 2-0
At Jacksonville: MSU leads, 1-0

JACKSONVILLE STATE
(MSU leads, 4-0)
1999: MSU, 73-54 at Starkville
2000: MSU, 73-61 at Jacksonville
2005: MSU, 95-53 at Jackson, MS
2006: MSU, 104-80 at Jackson, MS
At Starkville: MSU leads, 1-0
At Jacksonville: MSU leads, 1-0
At Neutral Sites: MSU leads, 2-0

JAMES MADISON
(Tied, 1-1)
1997: JMU, 75-72 at Starkville
1998: MSU, 73-69 at Harrisonburg
At Starkville: JMU leads, 1-0
At Harrisonburg: MSU leads, 1-0

JONESBORO YMCA
(YMCA leads, 1-0)
1919: YMCA, 46-25 at Jonesboro
At Jonesboro: YMCA leads, 1-0

KANSAS STATE
(KSU leads, 3-0)
1985: KSU, 67-58 at Manhattan
1986: KSU, 63-58 at Starkville
1994: KSU, 78-67 at Manhattan
\$ - National Invitation Tournament
At Starkville: KSU leads, 1-0
At Manhattan: KSU leads, 2-0

KENTUCKY WESLEYAN
(MSU leads, 1-0)
1977: MSU, 89-49 at Starkville
At Starkville: MSU leads, 1-0

LAFAYETTE COLLEGE
(MSU leads, 1-0)
2008: MSU, 77-53 at Jackson, MS
At Jackson: MSU leads, 1-0

LAUREL YMCA
(MSU leads, 2-0)
1916: MSU, 38-25 at Laurel
1925: MSU, 30-25 at Laurel
At Laurel: MSU leads, 2-0

LIBERTY
(MSU leads, 1-0)
2006: MSU, 78-67 at Guaynabo, PR#
- San Juan Shootout
At Neutral Sites: MSU leads, 1-0

LONG BEACH STATE
(MSU leads, 1-0)
1976: MSU, 70-57 at Dayton, OH#
- Dayton Invitational
At Neutral Sites: MSU leads, 1-0

LONG ISLAND
(MSU leads, 1-0)
1993: MSU, 61-52 at Iowa City, IA#
- Amana Hawkeye Classic
At Neutral Sites: MSU leads, 1-0

LOUISIANA-LAFAYETTE
(MSU leads, 11-4)
1962: MSU, 88-61 at Starkville
1965: MSU, 74-73 at Starkville
1966: MSU, 88-73 at Starkville
1969: ULL, 81-70 at Lafayette#
1976: MSU, 96-75 at Starkville
1977: MSU, 78-72 at Lafayette
1981: MSU, 75-71 at Fresno, CA@
1983: MSU, 65-56 at New Orleans&
1987: ULL, 62-56 at Portland, OR^
1992: MSU, 86-77 (ot) at Lafayette%
1999: ULL, 60-58 at Oakland, CA~
MSU, 62-58 at Honolulu, HI?
2001: MSU, 90-80 at Tucson, AZ=
2002: MSU, 79-71 at Lafayette
2003: ULL, 79-76 at Starkville
- Bayou Classic
@ - Sun Met Classic
& - Sugar Bowl Classic
^ - Far West Classic
% - Louisiana Classics Tip-Off
~ - Golden Bear Classic
? - Outrigger Hotels Rainbow Classic
= - Bank One Fiesta Bowl Classic
At Starkville: MSU leads, 4-1
At Lafayette: MSU leads, 3-1
At Neutral Sites: MSU leads, 4-2

LOUISIANA-MONROE
(MSU leads, 12-2)
1962: MSU, 89-79 at Starkville
1963: MSU, 79-56 at Monroe
1965: MSU, 72-71 at Starkville
1966: ULM, 78-72 (ot) at Starkville
1967: MSU, 81-70 at Monroe
1978: ULM, 89-78 at Starkville
1990: MSU, 75-68 at Shreveport, LA#
1993: MSU, 75-67 at Starkville
1994: MSU, 73-67 at Monroe
1995: MSU, 70-56 at Starkville
1996: MSU, 66-60 at Monroe
2002: MSU, 104-67 at Southaven, MS@
2004: MSU, 76-52 at Starkville
2009: MSU, 78-49 at Starkville
- Century Cellunet Classic
@ - Las Vegas Classic
At Starkville: MSU leads, 6-2
At Monroe: MSU leads, 4-0
At Neutral Sites: MSU leads, 2-0

LOUISIANA COLLEGE
(MSU leads, 8-1)
1960: MSU, 90-61 at Starkville
1961: MSU, 117-86 at Jackson, MS
1962: MSU, 113-70 at Starkville
1963: MSU, 83-59 at Starkville
1964: MSU, 84-67 at Starkville
1966: MSU, 92-77 at Starkville
1969: MSU, 79-69 at Starkville
1970: LC, 77-71 at Pineville
1971: MSU, 73-54 at Starkville
At Starkville: MSU leads, 7-0
At Pineville: LC leads, 1-0
At Neutral Sites: MSU leads, 1-0

LOUISIANA TECH
(MSU leads, 10-4)
1948: LTU, 53-43 at Starkville
1960: LTU, 71-62 at Jackson, MS
1961: LTU, 61-60 at Ruston
1962: MSU, 81-58 at Starkville
1963: MSU, 80-61 at Ruston
1964: MSU, 105-61 at Starkville
1965: MSU, 82-78 at Ruston
1966: MSU, 82-70 at Starkville
1967: MSU, 90-73 at Ruston
1969: MSU, 83-73 at Starkville
1970: LTU, 78-71 at Ruston
2001: MSU, 68-63 at Starkville
2003: MSU, 78-38 at Starkville

2008: MSU, 75-45 at Starkville
At Starkville: MSU leads, 7-1
At Ruston: MSU leads, 2-2
At Neutral Sites: LTU leads, 1-0

LOUISVILLE
(UL leads, 3-1)
1951: UL, 87-53 at Louisville
1955: UL, 113-64 at Louisville
1979: MSU, 80-73 at Louisville#
1988: UL, 86-62 at Honolulu, HI@
- Louisville Holiday Classic
@ - Rainbow Classic
At Louisville: UL leads, 2-1
At Neutral Sites: UL leads, 1-0

LOYOLA (CHICAGO)
(LU leads, 1-0)
1963: LU, 61-51 at East Lansing, MI\$
\$ - NCAA Midwest Regional
At Neutral Sites: LU leads, 1-0

LOYOLA (NEW ORLEANS)
(MSU leads, 5-1)
1927: MSU, 38-15 at New Orleans
1937: MSU, 59-44 at Starkville
MSU, 37-25 at Starkville
1960: MSU, 76-60 at Starkville
1961: LU, 83-60 at New Orleans
1997: MSU, 98-32 at Starkville
At Starkville: MSU leads, 4-0
At New Orleans: Tied, 1-1

LOYOLA MARYMOUNT
(MSU leads, 2-0)
2007: MSU, 61-37 at Starkville
2008: MSU, 85-54 at Los Angeles
At Starkville: MSU leads, 1-0
At Los Angeles: MSU leads, 1-0

MACON YMCA
(MSU leads, 1-0)
1925: MSU, 26-24 at Macon
At Macon: MSU leads, 1-0

MANSFIELD STATE
(Miss. State leads, 1-0)
1978: MSU, 74-54 at Starkville
At Starkville: MSU leads, 1-0

MARSHALL
(MU leads, 1-0)
1972: MU, 95-69 at Huntington#
- Marshall Invitational
At Huntington: MU leads, 1-0

MARYLAND
(MSU leads, 3-0)
1926: MSU, 22-19 at Atlanta, GA!
1959: MSU, 56-45 at New Orleans#
1962: MSU, 64-62 at New Orleans#
! - Southern Conference Tournament
- Sugar Bowl Tournament
At Neutral Sites: MSU leads, 3-0

MARYVILLE
(MSU leads, 2-0)
1913: MSU, 49-13 at Starkville
MSU, 35-18 at Starkville
At Starkville: MSU leads, 2-0

MCNEESE STATE
(Miss. State leads, 6-1)
1986: McNeese, 76-67 at Lake Charles
1988: MSU, 76-66 at Jackson, MS
2001: MSU, 83-74 at Starkville
2002: MSU, 70-58 at Dallas, TX\$
2003: MSU, 81-65 at Starkville
2004: MSU, 92-69 at Starkville
2007: MSU, 89-63 at Starkville
\$ - NCAA Midwest Regional
At Starkville: MSU leads, 4-0
At Lake Charles: McNeese leads, 1-0
At Neutral Sites: MSU leads, 2-0



MSU NON-SEC SERIES RECORDS

100 Years Of Bulldog Basketball

MEMPHIS (Memphis leads, 13-11)

1947: MSU, 51-38 at Memphis
 1952: MSU, 60-58 at Memphis
 1955: UM, 94-68 at Memphis
 1956: UM, 105-73 at Memphis
 1957: UM, 89-78 at Starkville
 UM, 86-83 at Memphis
 1958: MSU, 56-54 at Memphis
 1959: MSU, 73-55 at New Orleans#
 MSU, 53-52 at Memphis
 1960: UM, 79-62 at Murray, KY@
 1962: MSU, 83-71 at Memphis
 1963: MSU, 77-66 at Jackson, MS
 UM, 71-65 at Memphis
 1964: UM, 73-65 at Jackson, MS
 UM, 81-66 at Memphis
 1967: UM, 61-53 at Memphis
 1968: MSU, 71-66 at Starkville
 1970: UM, 83-74 at Memphis
 1979: MSU, 93-64 at Memphis
 1982: MSU, 48-47 (ot) at Starkville
 1984: MSU, 50-49 at Memphis
 UM, 43-42 at Los Angeles^
 1985: UM, 68-59 at Starkville
 2008: UM, 77-74 at Little Rock, AR%
 # - Sugar Bowl Tournament
 @ - Murray State Invitational
 & - Liberty Bowl Classic
 ^ - Winston Tire Classic
 % - 2008 NCAA Tournament
 At Starkville: Tied, 2-2
 At Memphis: Tied, 7-7
 At Neutral Sites: UM leads, 4-2

MEMPHIS YMCA (YMCA leads, 7-5)

1916: MSU, 32-28 at Memphis
 1919: YMCA, 23-19 at Memphis
 1921: YMCA, 24-18 at Memphis
 1922: YMCA, 26-11 at Memphis
 1923: MSU, 32-22 at Memphis
 1924: YMCA, 21-20 at Memphis
 1925: YMCA, 41-33 at Memphis
 MSU, 28-24 at Starkville
 1926: YMCA, 32-31 at Memphis
 1928: MSU, 30-20 at Memphis
 1929: MSU, 28-19 at Memphis
 YMCA, 27-26 at Memphis
 At Starkville: MSU leads, 1-0
 At Memphis: YMCA leads, 7-4

MERCER (MSU leads, 5-1)

1913: MSU, 28-10 at Starkville
 MSU, 29-22 at Starkville
 1924: MU, 24-22 at Macon
 1926: MSU, 35-30 at Starkville
 1988: MSU, 66-50 at Starkville
 1989: MSU, 74-63 at Albany, GA
 At Starkville: MSU leads, 4-0
 At Macon: MU leads, 1-0
 At Neutral Sites: MSU leads, 1-0

MERIDIAN ALL-STARS (MSU leads, 3-0)

1925: MSU, 65-8 at Meridian
 1927: MSU, 52-17 at Meridian
 1930: MSU, 43-17 at Meridian
 At Meridian: MSU leads, 3-0

MERIDIAN COLLEGE (MSU leads, 1-0)

1920: MSU, 48-31 at Meridian
 At Meridian: MSU leads, 1-0

MEXICO CITY YMCA (MSU leads, 1-0)

1937: MSU, 41-16 at Starkville
 At Starkville: MSU leads, 1-0

MIAMI (FL) (MSU leads, 2-2)

1958: MSU, 66-63 at Birmingham, AL#
 1991: UM, 74-67 at West Palm Beach@
 2007: MSU, 70-52 at Coral Gables
 2008: UM, 64-58 at Starkville
 # - Birmingham Classic
 @ - Eastern Airlines Palm Beach Cl.

At Starkville UM leads, 1-0
 At Coral Gables: MSU leads, 1-0
 At Neutral Sites: Tied, 1-1

MIAMI (OHIO) (MU leads, 2-0)

1969: MU, 76-56 at Detroit, MI#
 2008: MU, 67-60 at Anaheim, CA^
 # - Motor City Classic
 ^ - Anaheim Classic
 At Neutral Sites: MU leads, 2-0

MICHIGAN STATE (Mich. State leads, 1-0)

1973: Mich. St., 90-82 at Mobile, AL#
 # - Senior Bowl Tournament
 At Neutral Sites: Mich. St. leads, 1-0

MIDDLE TENNESSEE STATE (MSU leads, 1-0)

1979: MSU, 85-50 at Starkville
 At Starkville: MSU leads, 1-0

MILLSAPS COLLEGE (MSU leads, 16-2)

1912: MSU, 22-6 at Jackson
 1913: MSU, 35-15 at Starkville
 MC, 24-21 at Starkville
 1914: MSU, 63-8 at Starkville
 MSU, 46-9 at Starkville
 MSU, 66-23 at Jackson
 1916: MSU, 60-21 at Starkville
 MSU, 41-15 at Starkville
 1921: MSU, 25-11 at Atlanta, GA+
 1923: MSU, 32-13 at Starkville
 MC, 27-20 at Starkville
 1924: MSU, 37-21 at Starkville
 1926: MSU, 36-14 at Jackson
 1927: MSU, 28-23 at Starkville
 MSU, 38-24 at Starkville
 1937: MSU, 32-16 at Starkville
 MSU, 49-27 at Starkville
 1940: MSU, 38-28 at Jackson
 + - SIAA Tournament
 At Starkville: MSU leads, 11-2
 At Jackson: MSU leads, 4-0
 At Neutral Sites: MSU leads, 1-0

MISSISSIPPI COLLEGE (MSU leads, 54-21)

1909: MC, 26-22 at Clinton
 1911: MC, 23-15 at Starkville
 MC, 25-10 at Starkville
 1912: MSU, 45-17 at Starkville
 MSU, 30-20 at Starkville
 MSU, 25-17 at Clinton
 MSU, 21-13 at Clinton
 1913: MSU, 45-5 at Starkville
 MSU, 43-15 at Starkville
 1914: MSU, 42-9 at Starkville
 MSU, 50-11 at Starkville
 MSU, 43-9 at Clinton
 MSU, 22-12 at Clinton
 1915: MSU, 50-0 at Starkville
 MSU, 53-3 at Starkville
 1917: MSU, 28-17 at Clinton
 MC, 36-31 at Clinton
 MSU, 18-8 at Starkville
 MSU, 23-19 at Starkville
 1919: MSU, 39-23 at Clinton
 MSU, 39-31 at Clinton
 1920: MSU, 40-16 at Starkville
 MSU, 25-23 at Starkville
 1921: MSU, 46-16 at Starkville
 MSU, 33-21 at Starkville
 1922: MSU, 26-6 at Clinton
 MSU, 25-11 at Clinton
 MSU, 21-11 at Starkville
 MSU, 46-8 at Starkville
 1923: MSU, 30-18 at Starkville
 1925: MSU, 33-32 at Starkville
 MC, 35-33 at Starkville
 1926: MC, 37-36 at Clinton
 MSU, 34-32 at Starkville
 MSU, 29-22 at Starkville
 1927: MSU, 27-21 at Clinton
 MC, 44-28 at Starkville
 1928: MC, 34-26 at Clinton

1929: MC, 38-21 at Clinton
 MC, 31-28 at Starkville
 MC, 24-21 at Starkville
 MSU, 26-14 at Jackson, MS
 MSU, 25-23 at Clinton
 1932: MSU, 27-20 at Starkville
 1933: MC, 46-26 at Starkville
 MSU, 43-24 at Starkville
 MC, 41-40 at Clinton
 MC, 40-31 at Clinton
 1934: MC, 47-25 at Clinton
 MSU, 29-27 at Clinton
 MC, 38-34 at Starkville
 MSU, 34-28 at Starkville
 1935: MSU, 43-37 at Starkville
 MC, 34-26 at Starkville
 MSU, 44-42 at Clinton
 MSU, 33-24 at Clinton
 1937: MSU, 36-25 at Starkville
 MSU, 46-42 at Clinton
 1940: MSU, 58-47 at Clinton
 MSU, 73-53 at Starkville
 1941: MSU, 38-34 at Starkville
 MSU, 63-45 at Vicksburg, MS
 1942: MSU, 43-25 at Starkville
 1945: MSU, 32-30 at Starkville
 MC, 30-19 at Starkville
 MC, 46-32 at Clinton
 MC, 45-34 at Clinton
 1947: MSU, 58-34 at Starkville
 MSU, 82-48 at Clinton
 1951: MSU, 103-52 at Starkville
 1957: MSU, 99-80 at Starkville
 MSU, 83-67 at Starkville
 1965: MC, 72-57 at Jackson, MS#
 1986: MSU, 74-64 at Starkville
 1987: MSU, 86-68 at Starkville
 # - Magnolia Invitational
 At Starkville: MSU leads, 34-10
 At Clinton: MSU leads, 18-10
 At Neutral Sites: MSU leads, 2-1

MISSISSIPPI VALLEY STATE (MSU leads, 3-0)

2001: MSU, 93-58 at Starkville
 2007: MSU, 82-63 at Starkville\$
 2010: MSU, 73-45 at Starkville
 \$ - MasterCard NIT
 At Starkville: MSU leads, 3-0

MISSOURI (MU leads, 2-1)

1975: MU, 102-78 at Columbia#
 2007: MU, 83-75 at Columbia
 2008: MSU, 87-75 at Starkville
 # - Show Me Classic
 At Starkville: MSU leads 1-0
 At Columbia: MU leads, 2-0

MISSOURI-KANSAS CITY (MSU leads, 2-1)

1993: UMKC, 89-87 (ot) at Kansas City
 1994: MSU, 83-61 at Starkville
 2005: MSU, 82-64 at Starkville
 At Starkville: MSU leads, 2-0
 At Kansas City: UMKC leads, 1-0

MISSOURI WESTERN (MSU leads, 1-0)

1976: MSU, 87-71 at Starkville
 At Starkville: MSU leads, 1-0

MOBILE YMCA (Tied, 1-1)

1920: YMCA, 43-28 at Mobile
 1927: MSU, 26-17 at Mobile
 At Mobile: Tied, 1-1

MONMOUTH (MSU leads, 1-0)

2004: MSU, 85-52 at Orlando, FL\$
 \$ - NCAA Atlanta Regional
 At Neutral Sites: MSU leads, 1-0

MONTANA (MSU leads, 1-0)

1995: MSU, 90-85 (2ot) at Missoula#
 # - Missoulian/Coca-Cola Classic XV
 At Missoula: MSU leads, 1-0



MSU NON-SEC SERIES RECORDS

100 Years Of Bulldog Basketball

MONTANA STATE

(Mont. State leads, 2-1)

1968: Mont. St., 81-73 at Houston#
2000: Mont. St., 74-70 at Bozeman@
2001: Miss. St., 81-63 at Starkville
- Bluebonnet Classic
@ - Holiday Stores/Touch America Cl.
At Starkville: Miss. St. leads, 1-0
At Bozeman: Mont. St. leads, 1-0
At Neutral Sites: Mont. St. leads, 1-0

MOREHEAD STATE

(Miss. State leads, 4-0)

1958: MSU, 46-41 at Starkville
1959: MSU, 87-63 at Starkville
1960: MSU, 75-73 (ot) at Morehead
1980: MSU, 84-62 at Starkville
At Starkville: Miss. St. leads, 3-0
At Morehead: Miss. St. leads, 1-0

MURRAY STATE

(Miss. State leads, 7-2)

1941: MUR, 56-36 at Murray
1957: MUR, 91-80 at Murray
1958: MSU, 86-69 at Starkville
MSU, 75-57 at Murray
1959: MSU, 63-62 at Murray
MSU, 63-48 at Starkville
1961: MSU, 94-81 at Starkville
1962: MSU, 69-57 at Murray
2008: MSU, 78-61 at Starkville
At Starkville: Miss. St. leads, 4-0
At Murray: Miss. St. leads, 3-2

NASHVILLE RAMBLERS

(NR leads, 2-0)

1924: NR, 32-28 at Nashville
1929: NR, 26-14 at Nashville
At Nashville: NR leads, 2-0

NEBRASKA

(MSU leads, 1-0)

1996: MSU, 69-66 at Portland, OR#
- Ford Far West Classic
At Neutral Sites: MSU leads, 1-0

UNLV

(UNLV leads, 1-0)

1981: UNLV, 75-67 at Las Vegas#
- Holiday Classic
At Las Vegas: UNLV leads, 1-0

NEW ORLEANS

(MSU leads, 7-1)

1977: MSU, 86-83 at Starkville
1989: MSU, 76-65 at Starkville
1990: MSU, 62-55 at New Orleans
UNO, 65-60 at New Orleans\$
2004: MSU, 77-59 at Tupelo, MS
2005: MSU, 74-59 at New Orleans
2006: MSU, 67-59 at Starkville
2007: MSU, 89-63 at Jackson, MS
\$ - National Invitation Tournament
At Starkville: MSU leads, 3-0
At New Orleans: MSU leads, 2-1
At Neutral Sites: MSU leads, 2-0

NEW ORLEANS YMCA

(YMCA leads, 1-0)

1909: YMCA, 22-20 at New Orleans
At New Orleans: YMCA leads, 1-0

NICHOLLS STATE

(MSU leads, 6-0)

1995: MSU, 81-65 at Starkville
2002: MSU, 95-59 at Starkville
2005: MSU, 98-69 at Starkville
2007: MSU, 90-55 at Starkville
2009: MSU, 74-68 at Jackson
2011: MSU, 67-58 at Starkville
At Starkville: MSU leads, 5-0
At Jackson: MSU leads, 1-0

NORTH ALABAMA

(MSU leads, 3-0)

1983: MSU, 80-49 at Starkville
1984: MSU, 70-64 at Starkville
2009: MSU, 106-61 at Starkville
At Starkville: MSU leads, 3-0

NORTH CAROLINA

(UNC leads, 5-0)

1924: UNC, 33-23 at Atlanta, GA!
1926: UNC, 38-23 at Atlanta, GA!
1929: UNC, 43-18 at Atlanta, GA!
1965: UNC, 84-80 at Blacksburg, VA#
2010: UNC, 76-75 at Starkville@
@ - NIT
! - Southern Conference Tournament
- Virginia Tech Invitational
At Neutral Sites: UNC leads, 4-0
At Starkville: UNC leads, 1-0

North Carolina A&T

(MSU leads, 1-0)

2011: MSU, 74-58 at Starkville
At Starkville: MSU leads, 1-0

NORTH CAROLINA STATE

(MSU leads, 1-0)

1926: MSU, 32-29 at Atlanta, GA!
! - Southern Conference Tournament
At Neutral Sites: MSU leads, 1-0

UNC WILMINGTON

(Tied, 1-1)

1996: MSU, 77-54 at Starkville
1997: UNCW, 71-54 at Wilmington
At Starkville: MSU leads, 1-0
At Wilmington: UNCW leads, 1-0

NORTH TEXAS

(MSU leads, 1-0)

1973: MSU, 66-65 at Monroe, LA#
- Pacemaker Classic
At Neutral Sites: MSU leads, 1-0

NORTHEAST MISSOURI ST.

(MSU leads, 2-0)

1977: MSU, 107-58 at Starkville
1993: MSU, 75-48 at Starkville
At Starkville: MSU leads, 2-0

NORTHERN ARIZONA

(MSU leads, 1-0)

1994: MSU, 85-64 at Tempe, AZ#
- ASU-Tribune Classic
At Neutral Sites: MSU leads, 1-0

NORTHWESTERN

(MSU leads, 1-0)

2000: MSU, 70-65 at St. Charles, MO#
- USBWA Hoop & Quill Classic
At Neutral Sites: MSU leads, 1-0

NORTHWESTERN STATE

(MSU leads, 5-1)

1983: MSU, 97-59 at Starkville
1995: MSU, 98-58 at Starkville
1997: MSU, 78-61 at Starkville
1998: MSU, 84-73 at Starkville
1999: MSU, 75-46 at Tupelo, MS
2006: NSU, 76-75 (ot) at Starkville
At Starkville: MSU leads, 4-1
At Neutral Sites: MSU leads, 1-0

OGLETHORPE

(MSU leads, 2-0)

1936: MSU, 57-23 at Starkville
MSU, 47-26 at Starkville
At Starkville: MSU leads, 2-0

OHIO STATE

(OSU leads, 1-0)

1991: OSU, 82-80 at W. Palm Beach#
- Eastern Airlines Palm Beach Cl.
At Neutral Sites: OSU leads, 1-0

OKLAHOMA

(MSU leads, 3-0)

1996: MSU, 76-71 at Norman
1998: MSU, 67-65 (ot) at Starkville
2003: MSU, 54-45 at New Orleans, LA#
- Nokia Sugar Bowl Basketball Cl.
At Starkville: MSU leads, 1-0
At Norman: MSU leads, 1-0
At Neutral Sites: MSU leads, 1-0

OLD DOMINION

(MSU leads, 3-2)

1977: ODU, 82-78 at Norfolk#

1997: MSU, 80-73 at Starkville
ODU, 72-71 (ot) at San Juan, PR@
1998: MSU, 62-57 at Norfolk
2010: MSU, 69-55 at South Padre Island, TX!
! - South Padre Island Invitational
- Old Dominion Classic
@ - Puerto Rico Holiday Classic
At Starkville: MSU leads, 1-0
At Norfolk: Tied, 1-1
At Neutral Sites: Tied, 1-1

ORAL ROBERTS

(MSU leads, 1-0)

1979: MSU, 91-69 at Louisville, KY#
- Louisville Holiday Classic
At Neutral Sites: MSU leads, 1-0

OREGON

(MSU leads, 1-0)

2008: MSU, 76-69 at Little Rock, AR#
- 2008 NCAA Tournament
At Neutral Sites: MSU leads, 1-0

OREGON STATE

(MSU leads, 1-0)

1996: MSU, 76-62 at Portland, OR#
- Ford Far West Classic
At Neutral Sites: MSU leads, 1-0

OUACHITA BAPTIST

(MSU leads, 1-0)

1949: MSU, 61-45 at Starkville
At Starkville: MSU leads, 1-0

PACIFIC

(MSU leads, 1-0)

1980: MSU, 65-63 at Dayton, OH#
- Dayton Invitational
At Neutral Sites: MSU leads, 1-0

PARK AVIATION FIELD

(PAF leads, 1-0)

1919: PAF, 28-18 at Memphis
At Memphis: PAF leads, 1-0

PENN STATE

(MSU leads, 1-0)

1998: MSU, 58-57 at El Paso, TX#
- Sierra Providence Sun Classic
At Neutral Sites: MSU leads, 1-0

PINE BLUFF YMCA

(YMCA leads, 3-0)

1921: YMCA, 18-15 at Pine Bluff
1922: YMCA, 32-22 at Pine Bluff
YMCA, 26-25 at Pine Bluff
At Pine Bluff: YMCA leads, 3-0

PITTSBURGH

(MSU leads, 1-0)

2001: MSU, 66-61 at Pittsburgh\$
\$ - TiVo National Invitation Tourney
At Pittsburgh: MSU leads, 1-0

PORTLAND

(MSU leads, 1-0)

1981: MSU, 46-45 at Las Vegas, NV#
- Holiday Classic
At Neutral Sites: MSU leads, 1-0

PRAIRIE VIEW A&M

(MSU leads, 1-0)

1992: MSU, 97-52 at Lafayette, LA#
- Louisiana Classics Tip-Off
At Neutral Sites: MSU leads, 1-0

PRINCETON

(Tied, 1-1)

1966: PU, 69-67 at Charlotte, NC#
1996: MSU, 63-41 at Indianapolis, IN\$
- Charlotte Invitational
\$ - NCAA Southeast Regional
At Neutral Sites: Tied, 1-1

PURDUE

(PU leads, 1-0)

1985: PU, 77-46 at El Paso, TX#
- Sun Bowl Classic
At Neutral Sites: PU leads, 1-0



MSU NON-SEC SERIES RECORDS

RAIL LITES (RL leads, 2-0)

1928: RL, 45-25 at Chattanooga
1929: RL, 44-20 at Chattanooga
At Chattanooga: RL leads, 2-0

RHODE ISLAND (MSU leads, 1-0)

1972: MSU, 86-72 at Huntington, WV#
- Marshall Invitational
At Neutral Sites: MSU leads, 1-0

RHODES COLLEGE (MSU leads, 12-0)

1934: MSU, 67-26 at Memphis
MSU, 64-25 at Memphis
1935: MSU, 57-17 at Starkville
MSU, 64-29 at Starkville
1939: MSU, 30-28 at Starkville
MSU, 38-28 at Starkville
1941: MSU, 42-40 at Starkville
MSU, 51-33 at Memphis
1956: MSU, 76-63 at Starkville
1957: MSU, 83-56 at Memphis
1958: MSU, 97-75 at Starkville
1959: MSU, 91-46 at Memphis
At Starkville: MSU leads, 7-0
At Memphis: MSU leads, 5-0

RICE (MSU leads, 3-0)

1961: MSU, 68-60 at Houston
1988: MSU, 72-68 at Houston
1989: MSU, 63-61 at Starkville
At Starkville: MSU leads, 1-0
At Houston: MSU leads, 2-0

RICHMOND (Tied, 2-2)

2001: UR, 83-72 at Starkville
2002: MSU, 71-57 at Richmond
MSU, 74-72 at Las Vegas, NV#
2010: UR, 63-62 at South Padre Island, TX!
! - South Padre Island Invitational
- Las Vegas Classic
At Starkville: UR leads, 1-0
At Richmond: MSU leads, 1-0
At Neutral Sites: Tied, 1-1

RIDER (Tied, 1-1)

1980: MSU, 72-64 at Mobile, AL#
2010: Rider, 88-74 at Starkville
- Senior Bowl Tournament
At Starkville: MSU leads, 1-0
At Neutral Sites: MSU leads, 1-0

RUTGERS (RU leads, 1-0)

2000: RU, 74-69 at St. Charles, MO#
- USBWA Hoop & Quill Classic
At Neutral Sites: RU leads, 1-0

ST. BONAVENTURE (MSU leads, 2-0)

2009: MSU, 76-71 at Olean, NY
2010: MSU, 105-53 at Starkville
At Starkville: MSU leads, 1-0
At Olean: MSU leads, 1-0

ST. JOSEPH'S (PA.) (SJU leads, 3-1)

1937: SJU, 36-28 at Philadelphia
1938: SJU, 39-23 at Philadelphia
1995: MSU, 76-66 at Casper, WY#
1998: SJU, 65-58 at El Paso, TX@
- MiniMart/Gatorade Wyoming Cowboy Shootout
@ - Sierra Providence Sun Classic
At Philadelphia: SJU leads, 2-0
At Neutral Sites: Tied, 1-1

ST. LOUIS UNIVERSITY (SLU leads, 1-0)

1951: SLU, 63-46 at St. Louis
At St. Louis: SLU leads, 1-0

ST. MARY'S (CALIF.) (Tied, 1-1)

2005: MSU, 67-54 at New York, NY#
2011: SM, 94-72 Las Vegas

- Coaches vs. Cancer Classic At Neutral Sites: Tied, 1-1

ST. PAUL'S COLLEGE (Tied, 1-1)

1915: SPC, 29-19 at Covington
MSU, 32-22 at Covington
At Covington: Tied, 1-1

ST. STANISLAUS (MISS.) (MSU leads, 2-0)

1925: MSU, 22-11 at Bay St. Louis
1927: MSU, 31-15 at Bay St. Louis
At Bay St. Louis: MSU leads, 2-0

ST. THOMAS (PA.) (ST leads, 1-0)

1938: ST, 35-34 at Scranton
At Scranton: ST leads, 1-0

SAM HOUSTON STATE (MSU leads, 1-0)

1999: MSU, 80-67 at Starkville
At Starkville: MSU leads, 1-0

SAMFORD (MSU leads, 25-6)

1920: MSU, 56-10 at Starkville
MSU, 27-13 at Starkville
HC, 26-23 at Birmingham
1939: MSU, 31-29 at Starkville
HC, 43-40 at Starkville
1940: MSU, 45-36 at Starkville
MSU, 38-32 at Starkville
1941: MSU, 29-28 at Starkville
HC, 29-26 at Starkville
MSU, 48-37 at Birmingham
1942: MSU, 29-26 at Starkville
MSU, 36-32 at Starkville
1947: MSU, 55-32 at Starkville
HC, 41-39 at Birmingham
1953: MSU, 81-56 at Starkville
MSU, 91-87 at Birmingham
1954: MSU, 87-60 at Starkville
MSU, 72-67 at Birmingham
1955: MSU, 78-55 at Starkville
MSU, 82-79 at Birmingham
1956: MSU, 108-65 at Starkville
1957: MSU, 106-70 at Starkville
1958: MSU, 114-57 at Starkville
1967: MSU, 96-65 at Starkville
1968: SU, 66-63 at Birmingham
1969: SU, 68-59 at Starkville
1973: MSU, 86-61 at Starkville
1974: MSU, 110-74 at Starkville
1975: MSU, 91-80 at Birmingham
1976: MSU, 77-57 at Starkville
1992: MSU, 72-48 at Starkville
At Starkville: MSU leads, 20-3
At Birmingham: MSU leads, 5-3

SAN DIEGO (MSU leads, 2-1)

2009: USD, 64-61 at Starkville
2010: MSU, 77-68 at San Diego
2011: MSU, 69-52 at Honolulu^
^ - Diamondhead Classic
At Starkville: SD leads, 1-0
At San Diego: MSU leads, 1-0
At Neutral Sites: MSU leads, 1-0

SAN JOSE STATE (Tied, 1-1)

1986: MSU, 75-65 at Indianapolis, IN#
1987: SJSU, 62-56 at Portland, OR@
- Hoosier Classic
@ - Far West Classic
At Neutral Sites: Tied, 1-1

SANTA CLARA (MSU leads, 3-0)

1995: MSU, 75-67 at Boise, ID\$
2004: MSU, 66-61 (ot) at Santa Clara
2006: MSU, 82-69 (ot) at Starkville
\$ - NCAA West Regional
At Starkville: MSU leads, 1-0
At Santa Clara: MSU leads, 1-0
At Neutral Sites: MSU leads, 1-0

UNIVERSITY OF THE SOUTH (MSU leads, 10-1)

1927: MSU, 53-10 at Starkville
1932: MSU, 25-22 at Starkville
1952: MSU, 71-46 at Starkville
MSU, 73-67 at Sewanee
1953: MSU, 60-53 at Starkville
1954: MSU, 65-61 at Sewanee
1955: MSU, 77-74 at Starkville
1956: SC, 76-72 at Sewanee
1971: MSU, 102-73 at Starkville
1972: MSU, 69-48 at Sewanee
1973: MSU, 83-65 at Starkville
At Starkville: MSU leads, 7-0
At Sewanee: MSU leads, 3-1

SOUTH ALABAMA (MSU leads, 11-1)

1970: MSU, 93-71 at Starkville
1971: MSU, 50-38 at Mobile
1972: MSU, 71-66 at Starkville
1973: MSU, 72-67 (ot) at Mobile
1979: MSU, 86-78 at Starkville
2002: MSU, 73-66 at Starkville
2003: MSU, 85-74 at Mobile
2004: MSU, 71-62 at Starkville
2005: MSU, 66-52 at Starkville
2007: MSU, 84-46 at Starkville
2008: USA, 71-67 at Mobile
2009: MSU, 79-60 at Starkville
At Starkville: MSU leads, 8-0
At Mobile: MSU leads, 3-1

SOUTH CAROLINA STATE (MSU leads, 1-0)

2000: MSU, 88-58 at Starkville
At Starkville: MSU leads, 1-0

SOUTH FLORIDA (MSU leads, 2-0)

1972: MSU, 90-77 at Tuscaloosa, AL#
1974: MSU, 86-81 at Starkville
- Alabama Classic
At Starkville: MSU leads, 1-0
At Neutral Sites: MSU leads, 1-0

SOUTHEAST MISSOURI ST. (MSU leads, 1-0)

1985: MSU, 63-56 at Starkville
At Starkville: MSU leads, 1-0

SOUTHEASTERN LOUISIANA (MSU leads, 17-1)

1958: MSU, 75-61 at Starkville
1959: MSU, 94-72 at Starkville
1960: MSU, 83-65 at Starkville
1961: MSU, 77-55 at Starkville
1962: MSU, 96-73 at Starkville
1964: MSU, 113-73 at Starkville
1988: MSU, 60-51 at Hammond
1989: MSU, 113-61 at Starkville
1994: MSU, 81-55 at Starkville
1995: MSU, 106-67 at Starkville
1996: MSU, 121-78 at Starkville
1997: MSU, 77-63 at Starkville
1999: MSU, 97-60 at Starkville
2000: MSU, 70-56 at Starkville
2001: MSU, 78-58 at Southaven, MS
2006: SLU, 57-46 at Starkville
2008: MSU, 84-59 at Starkville
2010: MSU, 82-67 at Starkville
At Starkville: MSU leads, 15-1
At Hammond: MSU leads, 1-0
At Neutral Sites: MSU leads, 1-0

SOUTHERN CALIFORNIA (MSU leads, 1-0)

1984: MSU, 57-55 at Los Angeles#
- Winston Tire Classic
At Los Angeles: MSU leads, 1-0

SOUTHERN ILLINOIS (MSU leads, 2-2)

1955: MSU, 72-59 at Carbondale
1975: MSU, 81-75 at Terre Haute, IN#
1993: SIU, 76-64 at San Juan, PR@
2008: SIU, 63-49 at Anaheim, CA!
- Indiana Hall of Fame Classic

100 Years Of Bulldog Basketball



MSU ALL-TIME SERIES RECORDS

@ - San Juan Shootout

! - Anaheim Classic

At Carbondale: MSU leads, 1-0

At Neutral Sites: Tied, 1-1

SIU-EDWARDSVILLE (MSU leads, 1-0)

1974: MSU, 86-81 at Starkville
At Starkville: MSU leads, 1-0

SOUTHERN MISSISSIPPI (MSU leads, 14-4)

1927: MSU, 38-21 at Hattiesburg
1930: MSU, 50-29 at Hattiesburg
MSU, 31-16 at Hattiesburg
1963: MSU, 62-52 at Jackson, MS
1964: USM, 65-60 at Jackson, MS
1967: MSU, 72-63 at Hattiesburg#
1972: MSU, 77-73 at Tuscaloosa, AL@
1977: MSU, 96-72 at Starkville
1978: MSU, 82-79 at Biloxi, MS
1979: MSU, 87-78 at Starkville
1981: USM, 68-53 at Jackson, MS
1983: MSU, 81-58 at Starkville
1984: USM, 55-48 at Hattiesburg
1985: MSU, 71-53 at Starkville
1994: MSU, 62-58 at Starkville
1995: USM, 66-64 at Biloxi, MS
1996: MSU, 72-69(ot) at Hattiesburg
2001: MSU, 75-68 at Starkville\$

- USM Invitational

@ - Alabama Classic

\$ - Tivo National Invitation Tourney

At Starkville: MSU leads, 6-0

At Hattiesburg: MSU leads, 5-1

At Neutral Sites: Tied, 3-3

SOUTHWEST MISSOURI ST. (MSU leads, 1-0)

1998: MSU, 79-68 at Fairbanks, AK#
- Can You Score Top of the World Cl.
At Neutral Sites: MSU leads, 1-0

SPRING HILL (MSU leads, 2-0)

1942: MSU, 47-31 at Starkville
1961: MSU, 98-75 at Starkville
At Starkville: MSU leads, 2-0

STANFORD (Tied, 1-1)

2000: SU, 76-56 at Oakland, CA#
2005: MSU, 93-70 at Charlotte, NC\$
- Pete Newell Challenge
\$ - NCAA Austin Regional
At Neutral Sites: Tied, 1-1

STETSON (MSU leads, 1-0)

1966: MSU, 87-76 at Starkville
At Starkville: MSU leads, 1-0

SYRACUSE (SU leads, 3-0)

1978: SU, 76-66 at Albuquerque, NM#
1996: SU, 77-69 at E. Rutherford, NJ\$
2005: SU, 71-58 at New York, NY@
- Lobo Invitational
\$ - NCAA Final Four
@ - Coaches vs. Cancer Classic
At Neutral Sites: SU leads, 3-0

TAMPA (MSU leads, 2-0)

1956: MSU, 89-64 at Starkville
1957: MSU, 113-87 at Tampa
At Starkville: MSU leads, 1-0
At Tampa: MSU leads, 1-0

TENNESSEE TECH (MSU leads, 4-0)

1991: MSU, 109-76 at Starkville
1992: MSU, 90-84 at Cookeville
1993: MSU, 110-65 at Starkville
1998: MSU, 83-57 at Starkville
At Starkville: MSU leads, 3-0
At Cookeville: MSU leads, 1-0

TENNESSEE-MARTIN (MSU leads, 6-1)

1981: MSU, 87-62 at Starkville
1982: UTM, 65-41 at Starkville
1992: MSU, 86-54 at Starkville
1998: MSU, 80-60 at Tupelo, MS
1999: MSU, 85-67 at Starkville
2004: MSU, 90-74 at Starkville
2008: MSU, 86-70 at Starkville
At Starkville: MSU leads, 5-1
At Neutral Sites: MSU leads, 1-0

TENNESSEE STATE (MSU leads, 1-0)

2011: MSU, 75-65 at Starkville
At Starkville: MSU leads, 1-0

TEXAS (UT leads, 4-3)

1961: UT, 93-82 at Houston, TX
1973: MSU, 80-69 at Starkville
1974: MSU, 87-82 at Starkville
1977: MSU, 91-89 (ot) at Starkville
1978: UT, 81-69 at Austin
1999: UT, 81-77 at Honolulu, HI#
2002: UT, 68-64 at Dallas, TX\$
- Outrigger Hotels Rainbow Classic
\$ - NCAA Midwest Regional
At Starkville: MSU leads, 2-0
At Austin: Tied, 1-1
At Neutral Sites: UT leads, 3-0

TEXAS A&M (Tied, 1-1)

1964: A&M, 58-54 at Houston, TX#
1967: MSU, 62-49 at Hattiesburg, MS@
- Bluebonnet Tournament
@ - USM Invitational
At Neutral Sites: Tied, 1-1

TEXAS A&M-CORPUS CHRISTI (MSU leads, 2-0)

2007: MSU, 96-72 at Starkville
2008: MSU, 95-70 at Corpus Christi
At Starkville: MSU leads, 1-0
At Corpus Christi, TX MSU leads, 1-0

TEXAS CHRISTIAN (Tied, 1-1)

1989: TCU, 66-65 at Fort Worth
1990: MSU, 64-60 at Starkville
At Starkville: MSU leads, 1-0
At Fort Worth: TCU leads, 1-0

TEXAS-PAN AMERICAN (MSU leads, 2-0)

1998: MSU, 90-60 at Starkville
2010: MSU, 75-50 at Starkville
At Starkville: MSU leads, 2-0

TEXAS SOUTHERN (MSU leads, 1-0)

1997: MSU, 95-64 at Starkville
At Starkville: MSU leads, 1-0

TEXAS TECH (TTU, 1-0)

2009: TTU, 77-73 at Newark, NJ#
- Legebds Classic
At Neutral Sites: TTU leads, 1-0

TROY (MSU leads, 8-0)

1960: MSU, 66-50 at Starkville
1977: MSU, 87-69 at Starkville
1981: MSU, 68-52 at Starkville
1984: MSU, 77-49 at Starkville
1994: MSU, 118-83 at Starkville
1996: MSU, 123-73 at Starkville
2006: MSU, 88-77 (ot) at Starkville
2011: MSU, 92-83 (ot) at Starkville
At Starkville: MSU leads, 8-0

TULANE (MSU leads, 54-37)

1909: TU, 19-16 at New Orleans
1914: MSU, 40-14 at Starkville
MSU, 35-14 at Starkville

1916: TU, 25-12 at New Orleans
TU, 20-16 at New Orleans
1920: MSU, 30-14 at New Orleans
1922: MSU, 49-36 at Starkville
MSU, 41-21 at Starkville
1923: TU, 45-34 at New Orleans
MSU, 30-27 at New Orleans
1924: MSU, 38-30 at Atlanta, GA!
1925: MSU, 29-27 at Starkville
TU, 35-15 at New Orleans
1926: MSU, 32-24 at New Orleans
TU, 31-27 at Starkville
1927: MSU, 32-18 at New Orleans
MSU, 23-16 at New Orleans
1928: MSU, 52-14 at Starkville
MSU, 36-18 at Starkville
1929: TU, 30-25 at New Orleans
TU, 27-18 at New Orleans
1930: MSU, 22-20 at Jackson, MS
TU, 22-19 at Jackson, MS
1932: MSU, 21-18 at New Orleans
MSU, 36-26 at New Orleans
1933: TU, 31-29 at New Orleans
MSU, 40-29 at New Orleans
1934: TU, 33-24 at New Orleans
MSU, 24-17 at New Orleans
1935: MSU, 53-31 at New Orleans
MSU, 41-40 at New Orleans
1936: MSU, 45-31 at Starkville
MSU, 45-32 at Starkville
1937: MSU, 33-23 at New Orleans
TU, 41-29 at New Orleans
1938: MSU, 41-36 at Starkville
TU, 36-34 at Starkville
1940: MSU, 54-38 at Starkville
1941: MSU, 42-35 at New Orleans
1942: MSU, 28-25 at Starkville
MSU, 32-31 at New Orleans
1943: MSU, 37-29 at Starkville
TU, 58-43 at New Orleans
1945: TU, 42-35 at Starkville
1946: TU, 66-50 at Starkville
TU, 58-52 at New Orleans
1947: TU, 44-32 at Starkville
TU, 57-52 at New Orleans
1948: TU, 53-33 at Starkville
TU, 70-47 at New Orleans
1949: TU, 69-47 at New Orleans
TU, 64-50 at Starkville
1950: MSU, 55-53 at Starkville
TU, 73-53 at New Orleans
MSU, 56-47 at Louisville, KY*
1951: TU, 74-52 at Starkville
TU, 71-64 at New Orleans
1952: MSU, 68-60 at Starkville
TU, 71-58 at New Orleans
1953: MSU, 67-61 at Starkville
TU, 69-52 at New Orleans
1954: TU, 79-56 at New Orleans
TU, 59-53 at Starkville
1955: TU, 69-60 at Starkville
TU, 78-59 at New Orleans
1956: TU, 110-72 at New Orleans
TU, 83-78 at New Orleans
1957: MSU, 85-72 at Starkville
TU, 81-79 at New Orleans
1958: MSU, 71-63 at New Orleans
MSU, 74-62 at Starkville
1959: MSU, 55-46 at Starkville
MSU, 65-51 at New Orleans
1960: TU, 51-47 (ot) at New Orleans
MSU, 70-66 at Starkville
1961: MSU, 73-59 at Starkville
MSU, 62-57 at New Orleans
1962: MSU, 70-59 at New Orleans
MSU, 83-62 at Starkville
1963: MSU, 91-73 at Starkville
MSU, 78-67 at New Orleans
1964: MSU, 81-77 at New Orleans
MSU, 78-71 at Starkville
1965: TU, 73-70 at Starkville
MSU, 91-72 at New Orleans
1966: TU, 81-71 at New Orleans
MSU, 65-63 at Starkville
1983: MSU, 51-47 at New Orleans#
1994: MSU, 82-78 at Biloxi, MS

100 Years Of Bulldog Basketball



MSU NON-SEC SERIES RECORDS

2001: MSU, 83-66 at Starkville
 2002: MSU, 77-66 at New Orleans
 2004: MSU, 72-50 at New Orleans#
 ! - Southern Conference Tournament
 * - SEC Tournament
 # - Sugar Bowl Classic
 At Starkville: MSU leads, 26-10
 At New Orleans: TU leads, 26-24
 At Neutral Sites: MSU leads, 4-1

TULSA (TU leads, 1-0)

2001: TU, 77-75 at Starkville\$
 \$ - TiVo National Invitation Tourney
 At Starkville: TU leads, 1-0

UCLA (Tied, 1-1)

1995: UCLA, 86-67 at Oakland, CA\$
 2010: MSU, 72-54 at Anaheim, CA!
 ! - John R. Wooden Classic
 \$ - NCAA West Regional
 At Neutral Sites: Tied, 1-1

UNION (MSU leads, 12-0)

1911: MSU, 66-18 at Starkville
 MSU, 32-12 at Starkville
 1912: MSU, 66-18 at Starkville
 MSU, 36-11 at Starkville
 1913: MSU, 35-16 at Starkville
 MSU, 41-15 at Starkville
 1922: MSU, 30-16 at Jackson, TN
 1957: MSU, 87-64 at Starkville
 1958: MSU, 80-56 at Jackson, TN
 1959: MSU, 121-78 at Starkville
 1960: MSU, 88-68 at Starkville
 1961: MSU, 115-59 at Starkville
 At Starkville: MSU leads, 10-0
 At Jackson: MSU leads, 2-0

UTAH (MSU leads, 1-0)

1995: MSU, 78-64 at Boise, ID\$
 \$ - NCAA West Regional
 At Neutral Sites: MSU leads, 1-0

VALPARAISO (VU leads, 1-0)

2000: VU, 68-59 at St. Charles, MO#
 # - USBWA Hoop & Quill Classic
 At Neutral Sites: VU leads, 1-0

VERMONT (MSU leads, 1-0)

1978: MSU, 79-50 at Albuquerque, NM#
 # - Lobo Invitational
 At Neutral Sites: MSU leads, 1-0

VILLANOVA (VU leads, 1-0)

1994: VU, 90-82 at Tempe, AZ#
 # - ASU-Tribune Classic
 At Neutral Sites: VU leads, 1-0

VIRGINIA (MSU leads, 2-1)

1928: MSU, 44-28 at Atlanta, GA!
 1964: UVA, 81-68 at Owensboro, KY#
 1989: MSU, 86-84 at New Orleans@
 ! - Southern Conference Tournament
 # - All-American Tournament
 @ - USF&G Sugar Bowl Classic
 At Neutral Sites: MSU leads, 2-1

VIRGINIA COMMONWEALTH (MSU leads, 1-0)

1996: MSU, 58-51 at Indianapolis, IN\$
 \$ - NCAA Southeast Regional
 At Neutral Sites: MSU leads, 1-0

VIRGINIA TECH (VT leads, 7-2)

1960: VT, 82-61 at New Orleans, LA#
 1963: VT, 82-65 at Blacksburg
 1964: VT, 93-77 at Starkville
 1965: VT, 104-75 at Blacksburg@
 1966: VT, 79-59 at Blacksburg

1981: MSU, 68-61 at Starkville
 1982: VT, 75-53 at Blacksburg
 2005: MSU, 71-65 at New Orleans, LA&
 2011: VT, 88-57 at Bahamas^
 # - Sugar Bowl Tournament
 @ - Virginia Tech Invitational
 & - Nokia Sugar Bowl Classic
 ^ - Battle of Atlantis
 At Starkville: Tied, 1-1
 At Blacksburg: VT leads, 4-0
 At Neutral Sites: VT leads, 2-1

WAKE FOREST (WFU leads, 3-1)

1956: WFU, 95-68 at Charlotte, NC#
 1977: MSU, 88-83 at Norfolk, VA@
 1985: WFU, 67-65 at El Paso, TX&
 1997: WFU, 74-43 at Chicago, IL^
 # - Carrousel Classic
 @ - Old Dominion Classic
 & - Sun Bowl Classic
 ^ - DIRECTV Great Eight
 At Neutral Sites: WFU leads, 3-1

WASHINGTON (UW leads, 2-0)

1968: UW, 82-80 at Jacksonville, FL#
 2009: UW, 71058 at Portland, OR@
 # - Gator Bowl Tournament
 @ - NCAA Tournament
 At Neutral Sites: UW leads, 2-0

WASHINGTON STATE (WSU leads, 2-0)

2009: WSU, 63-52 at Newark, NJ#
 2011: WSU, 83-57 at Honolulu^
 # - Legebds Classic
 ^ - Diamondhead Classic
 At Neutral Sites: WSU leads, 2-0

WASHINGTON (ST. LOUIS) (WU leads, 1-0)

1955: WU, 66-44 at St. Louis
 At St. Louis: WU leads, 1-0

WASHINGTON & LEE (MSU leads, 1-0)

1928: MSU, 44-24 at Atlanta, GA!
 ! - Southern Conference Tournament
 At Neutral Sites: MSU leads, 1-0

WEST VIRGINIA (WVU leads, 1-0)

2007: WVU, 63-62 at New York, NY\$
 \$ - MasterCard NIT
 At Neutral Sites: WVU leads, 1-0

WESTERN KENTUCKY (Tied, 3-3)

1941: WKU, 63-47 at Bowling Green
 1960: WKU, 61-50 at New Orleans#
 2000: MSU, 81-69 at Starkville
 2004: MSU, 81-75 at Bowling Green
 2009: MSU, 95-67 at Starkville
 2010: WKU, 55-52 at Bowling Green
 # - Sugar Bowl Tournament
 At Starkville: MSU leads, 2-0
 At Bowling Green: WKU leads, 2-1
 At Neutral Sites: WKU leads, 1-0

WESTERN NEW MEXICO (MSU leads, 1-0)

1988: MSU, 86-56 at Starkville
 At Starkville: MSU leads, 1-0

WICHITA STATE (WSU leads, 3-0)

1968: WSU, 97-67 at Wichita
 1986: WSU, 64-57 at Wichita
 1987: WSU, 61-48 at Starkville
 At Starkville: WSU leads, 1-0
 At Wichita: WSU leads, 2-0

WINTHROP (WU leads, 1-0)

2007: WU, 74-63 at Starkville
 At Starkville: WU leads, 1-0

WRIGHT STATE (MSU leads, 1-0)

2010: MSU, 80-69 at Starkville
 At Starkville: MSU leads, 1-0

WYOMING (MSU leads, 1-0)

1995: MSU, 61-57 at Casper, WY#
 # - MiniMart/Gatorade Wy. Cowboy Shootout
 At Neutral Sites: MSU leads, 1-0

XAVIER (OHIO) (MSU leads, 4-1)

1963: MSU, 75-66 at New Orleans, LA#
 2003: MSU, 71-61 at New York, NY
 2004: MSU, 82-70 at Starkville
 XU, 89-74 at Orlando, FL\$
 2005: MSU, 80-74 at Cincinnati
 # - Sugar Bowl Tournament
 \$ - NCAA Atlanta Regional
 At Starkville: MSU leads, 1-0
 At Cincinnati: MSU leads, 1-0

100 Years Of Bulldog Basketball



MSU ALL-TIME RESULTS

100 Years Of Bulldog Basketball

1908-09 5-5

Coach: T.H. Werner

J. 1 COLUMBUS ATHLETIC CLUB	35-6	W
J. 22 BROWNSVILLE ATHLETIC CLUB	75-0	W
J. 24 at Columbus Athletic Club	61-1	W
J. 29 COLLEGE OF MEMPHIS	27-14	W
J. 30 COLLEGE OF MEMPHIS	25-8	W
F. 5 at Mississippi College	22-26	L
F. 6 at LSU	12-18	L
F. 8 at LSU	10-14	L
F. 9 at Tulane	16-19	L
F. 10 at New Orleans YMCA	20-22	L

1909-10 No Team

1910-11 2-4

Coach: W.D. Chadwick

J. 27 MISSISSIPPI COLLEGE	15-23	L
J. 28 MISSISSIPPI COLLEGE	10-25	L
F. 7 LSU	17-33	L
F. 8 LSU	12-42	L
F. 16 UNION	66-18	W
F. 17 UNION	32-12	W

1911-12 9-0

Coach: E.C. Hayes
SOUTHERN CHAMPIONS

J. 25 MISSISSIPPI COLLEGE	45-17	W
J. 26 MISSISSIPPI COLLEGE	30-20	W
F. 1 UNION	66-18	W
F. 2 UNION	36-11	W
F. 6 LSU	22-16	W
F. 7 LSU	21-11	W
F. 12 at Millsaps College	22-6	W
F. 14 at Mississippi College	25-17	W
F. 15 at Mississippi College	21-13	W

1912-13 11-1

Coach: E.C. Hayes
SOUTHERN CHAMPIONS

J. 24 MILLSAPS COLLEGE	35-15	W
J. 25 MILLSAPS COLLEGE	21-24	L
J. 31 UNION	35-16	W
F. 1 UNION	41-15	W
F. 4 MISSISSIPPI COLLEGE	45-5	W
F. 5 MISSISSIPPI COLLEGE	43-15	W
F. 6 ALABAMA	26-21	W
F. 7 ALABAMA	21-16	W
F. 13 MERCER	28-10	W
F. 14 MERCER	29-22	W
F. 20 MARYVILLE COLLEGE	49-13	W
F. 21 MARYVILLE COLLEGE	35-18	W

1913-14 13-2

Coach: E.C. Hayes
SOUTHERN CHAMPIONS

J. 14 MILLSAPS COLLEGE	63-8	W
J. 15 MILLSAPS COLLEGE	46-9	W
J. 30 MISSISSIPPI COLLEGE	42-9	W
J. 31 MISSISSIPPI COLLEGE	50-11	W
F. 7 at Millsaps College	66-23	W
F. 9 at Mississippi College	43-9	W
F. 10 at Mississippi College	22-12	W
F. 13 ALABAMA	31-42	L
F. 14 ALABAMA	26-42	L
F. 20 TULANE	40-14	W
F. 21 TULANE	35-14	W
F. 25 OLE MISS	68-15	W
F. 26 OLE MISS	84-18	W
F. 27 at Ole Miss	12-10	W
F. 28 at Ole Miss	20-8	W

1914-15 8-6

Coach: E.C. Hayes

J. 14 MISSISSIPPI COLLEGE	50-0	W
J. 15 MISSISSIPPI COLLEGE	53-3	W

J. 22 AUBURN	44-16	W
J. 23 AUBURN	32-11	W
F. 5 ALABAMA	35-28	W
F. 6 ALABAMA	33-21	W
F. 10 at St. Paul's College	19-29	L
F. 11 at St. Paul's College	32-22	W
F. 12 at LSU	12-24	L
F. 13 at LSU	15-14	W
F. 19 at Alabama	25-28	L
F. 20 at Alabama	21-31	L
F. 22 at Auburn	18-19	L
F. 23 at Auburn	17-21	L

1915-16 11-5

Coach: E.C. Hayes
SOUTHERN CHAMPIONS

J. 19 at Laurel YMCA	38-25	W
J. 20 at Tulane	12-25	L
J. 21 at Tulane	16-20	L
J. 22 LSU	21-31	L
J. 26 at Memphis YMCA	32-28	W
J. 27 at Ole Miss	28-9	W
J. 28 at Ole Miss	33-20	W
F. 1 CUMBERLAND	39-13	W
F. 2 CUMBERLAND	42-8	W
F. 4 at Alabama	12-26	L
F. 5 at Alabama	22-32	L
F. 7 LSU	23-17	W
F. 11 MILLSAPS COLLEGE	60-21	W
F. 12 MILLSAPS COLLEGE	41-15	W
F. 18 ALABAMA	28-21	W
F. 19 ALABAMA	37-23	W

1916-17 6-4

Coach: E.C. Hayes

J. 26 at LSU	28-36	L
J. 27 at LSU	17-38	L
J. 29 at Mississippi College	28-17	W
J. 30 at Mississippi College	31-36	L
F. 5 MISSISSIPPI COLLEGE	18-8	W
F. 6 MISSISSIPPI COLLEGE	23-19	W
F. 16 OLE MISS	35-20	W
F. 17 OLE MISS	42-24	W
F. 23 at Ole Miss	42-25	W
F. 24 at Ole Miss	15-29	L

1917-18 No Team (World War I)

1918-19 4-3

Coach: E.C. Hayes

J. 17 at Memphis YMCA	19-23	L
J. 18 at Jonesboro YMCA	25-46	L
J. 19 at Park Aviation Field	18-28	L
F. 7 at Ole Miss	32-23	W
F. 8 at Ole Miss	52-14	W
F. 28 at Mississippi College	39-23	W
M. 1 at Mississippi College	39-31	W

1919-20 12-5

Coach: E.C. Hayes

J. 5 CHICAGO COLLEGE	20-22	L
J. 21 at Meridian College	48-31	W
J. 22 at Mobile YMCA	28-43	L
J. 23 at Tulane	30-14	W
J. 24 at LSU	12-27	L
F. 6 at Ole Miss	10-23	L
F. 7 at Ole Miss	21-15	W
F. 11 HOWARD COLLEGE	56-10	W
F. 12 HOWARD COLLEGE	27-13	W
F. 19 ALABAMA	23-10	W
F. 20 at Birmingham Athletic Club	37-23	W
F. 21 at Howard College	23-26	L
F. 23 Furman	69-26	W
F. 24 MISSISSIPPI COLLEGE	40-16	W
F. 25 MISSISSIPPI COLLEGE	25-23	W
F. 27 OLE MISS	49-13	W
F. 28 OLE MISS	30-12	W

1920-21 10-6

Coach: E.C. Hayes

J. 21 OLE MISS	33-12	W
J. 22 OLE MISS	34-20	W
J. 28 MISSISSIPPI COLLEGE	46-16	W
J. 29 MISSISSIPPI COLLEGE	33-21	W
F. 2 at Ole Miss	13-17	L
F. 3 at Ole Miss	13-23	L
F. 4 at Memphis YMCA	18-24	L
F. 5 at Pine Bluff YMCA	15-18	L
F. 9 ALABAMA	25-18	W
F. 10 ALABAMA	26-15	W
F. 17 at Alabama	23-16	W
F. 18 at Alabama	35-13	W
F. 19 at Birmingham Athletic Club	26-36	L
F. 25 Furman@	41-7	W
F. 26 Millsaps College@	25-11	W
F. 28 Kentucky@	14-28	L

@ SIAA Tournament - Atlanta, GA

1921-22 12-10

Coach: E.C. Hayes

D. 28 at Pine Bluff YMCA	22-32	L
D. 29 at Pine Bluff YMCA	25-26	L
D. 30 at Memphis YMCA	11-26	L
D. 31 at Birmingham Athletic Club	15-35	L
J. 6 BAYLOR	42-26	W
J. 7 BAYLOR	45-15	W
J. 13 at Mississippi College	26-6	W
J. 14 at Mississippi College	25-11	W
J. 20 MISSISSIPPI COLLEGE	21-11	W
J. 21 MISSISSIPPI COLLEGE	46-8	W
J. 24 at Union	30-16	W
J. 25 at Vanderbilt	18-22	L
J. 26 at Kentucky	21-28	L
J. 27 at Alabama	10-43	L
J. 28 at Alabama	11-30	L
F. 3 at Ole Miss	30-27	W
F. 4 at Ole Miss	27-24	W
F. 8 TULANE	49-36	W
F. 9 TULANE	41-21	W
F. 17 OLE MISS	25-27	L
F. 18 OLE MISS	48-17	W
F. 25 Georgia Tech@	30-34	L

@ SIAA Tournament - Atlanta, GA

1922-23 15-4

Coach: E.C. Hayes
SIAA TOURNAMENT CHAMPIONS

J. 16 at LSU	36-25	W
J. 17 at LSU	35-20	W
J. 18 at Tulane	34-45	L
J. 19 at Tulane	30-27	W
J. 22 MILLSAPS COLLEGE	32-13	W
J. 23 MILLSAPS COLLEGE	20-27	L
J. 27 VANDERBILT	27-34	L
F. 5 OLE MISS	29-14	W
F. 6 OLE MISS	23-18	W
F. 8 MISSISSIPPI COLLEGE	30-18	W
F. 12 at Ole Miss	28-26	W
F. 13 at Ole Miss	27-30	L
F. 14 at Memphis YMCA	32-22	W
F. 19 GEORGIA TECH	45-31	W
F. 24 ALABAMA	47-31	W
F. 28 Furman@	47-23	W
M. 1 Ole Miss@	33-26	W
M. 2 Georgia Tech@	25-19	W
M. 3 Chattanooga@	33-21	W

@ SIAA Tournament - Atlanta, GA

1923-24 13-8

Coach: E.C. Hayes

J. 4 at Memphis YMCA	20-21	L
J. 5 at Birmingham Athletic Club	39-28	W
J. 7 at Alabama	29-23	W
J. 11 at Vanderbilt	23-24	L
J. 12 at Nashville Ramblers	28-32	L
J. 14 at Kentucky	17-16	W
J. 15 at Tennessee	17-20	L



MSU ALL-TIME RESULTS

J. 21	MILLSAPS COLLEGE	37-21	W
J. 30	TENNESSEE	48-26	W
F. 2	at Georgia Tech	40-32	W
F. 4	at Mercer	22-24	L
F. 5	at Atlanta Athletic Club	42-33	W
F. 13	LSU	34-29	W
F. 14	LSU	54-34	W
F. 16	GEORGIA TECH	51-28	W
F. 19	ALABAMA	28-45	L
F. 21	at Ole Miss	27-29	L
F. 23	OLE MISS	47-42	W
F. 29	Tennessee#	33-18	W
M. 1	Tulane#	38-30	W
M. 3	North Carolina#	23-33	L

Southern Conference Tournament - Atlanta, GA

1924-25 14-9

Coach: K.P. Gatchell

D. 18	BAYLOR	30-15	W
D. 19	at Meridian All-Stars	65-8	W
D. 20	at St. Stanislaus	22-11	W
D. 22	at Hattiesburg YMCA	22-19	W
D. 23	at Laurel YMCA	30-25	W
J. 3	at Albany YMCA	23-40	L
J. 4	at Atlanta Athletic Club	25-29	L
J. 5	at Macon YMCA	26-24	W
J. 6	at Fort Benning	41-38	W
J. 7	at Birmingham Athletic Club	34-23	W
J. 12	MISSISSIPPI COLLEGE	33-32	W
J. 13	MISSISSIPPI COLLEGE	33-35	L
J. 15	TULANE	29-27	W
J. 20	at Memphis YMCA	33-41	L
J. 24	MEMPHIS YMCA	28-24	W
J. 31	at Alabama	28-36	L
F. 2	at Tulane	15-35	L
F. 3	at LSU	17-24	L
F. 6	VANDERBILT	29-20	W
F. 9	OLE MISS	34-30	W
F. 14	ALABAMA	26-33	L
F. 20	at Ole Miss	38-28	W
M. 2	Kentucky#	26-31	L

Southern Conference Tournament - Atlanta, GA

1925-26 14-8

Coach: Bernie Bierman

D. 22	at Memphis YMCA	31-32	L
D. 23	at Chevrolet All-Stars	17-26	L
J. 5	at Birmingham YMHA	44-13	W
J. 9	BIRMINGHAM-SOUTHERN	29-7	W
J. 14	at Mississippi College	36-37	L
J. 15	at Millsaps College	36-14	W
J. 16	at Tulane	32-24	W
J. 20	VANDERBILT	36-27	W
J. 23	at Ole Miss	20-33	L
J. 30	MERCER	35-30	W
F. 4	at Birmingham Athletic Club	31-32	L
F. 5	at Vanderbilt	20-21	L
F. 6	at Georgia Tech	31-20	W
F. 13	TULANE	27-31	L
F. 15	MISSISSIPPI COLLEGE	34-32	W
F. 16	MISSISSIPPI COLLEGE	29-22	W
F. 22	ALABAMA	34-21	W
F. 24	at Alabama	28-27	W
F. 26	Maryland#	22-19	W
F. 27	North Carolina State#	32-29	W
M. 1	Kentucky#	31-26	W
M. 2	North Carolina#	23-38	L

Southern Conference Tournament - Atlanta, GA

1926-27 17-7

Coach: Bernie Bierman

D. 18	at State Teachers College	38-21	W
D. 20	at St. Stanislaus	31-15	W
D. 21	at Loyola (New Orleans)	38-15	W
D. 22	at Mobile YMCA	26-17	W
D. 23	at Meridian All-Stars	52-17	W
J. 5	SEWANEE	53-10	W
J. 10	at Auburn	34-31	W
J. 11	at Auburn	24-27	L

J. 12	at Birmingham Athletic Club	22-21	W
J. 14	MILLSAPS COLLEGE	28-23	W
J. 15	MILLSAPS COLLEGE	38-24	W
J. 20	at Mississippi College	27-21	W
J. 21	at Tulane	32-18	W
J. 22	at Tulane	23-16	W
J. 29	VANDERBILT	34-36	L
F. 4	OLE MISS	36-22	W
F. 5	OLE MISS	30-24	W
F. 7	at Ole Miss	28-31	L
F. 8	at Ole Miss	19-26	L
F. 12	BIRMINGHAM ATHLETIC CLUB	38-33	W
F. 14	MISSISSIPPI COLLEGE	28-44	L
F. 15	ALABAMA	40-24	W
F. 18	at Alabama	11-22	L
F. 25	Georgia Tech#	24-40	L

Southern Conference Tournament - Atlanta, GA

1927-28 13-7

Coach: Ray G. Dauber

D. 16	BIRMINGHAM BOYS CLUB	19-20	L
D. 17	BIRMINGHAM BOYS CLUB	27-32	L
D. 31	at Memphis YMCA	30-20	W
J. 6	TULANE	52-14	W
J. 7	TULANE	36-18	W
J. 13	at Mississippi College	26-34	L
J. 14	at Mississippi College	21-38	L
J. 20	at Vanderbilt	44-38	W
J. 21	at The Rail Lites	25-45	L
J. 27	LSU	46-26	W
J. 28	LSU	29-23	W
F. 6	at Ole Miss	38-30	W
F. 7	at Ole Miss	29-27	W
F. 12	at Alabama	28-29	L
F. 18	ALABAMA	26-21	W
F. 20	OLE MISS	45-34	W
F. 21	OLE MISS	40-36	W
F. 24	Washington & Lee#	44-24	W
F. 25	Virginia#	44-28	W
F. 27	Auburn#	34-42	L

Southern Conference Tournament - Atlanta, GA

1928-29 8-15

Coach: Ray G. Dauber

D. 20	at Nashville Ramblers	14-26	L
D. 21	at The Rail Lites	20-44	L
D. 22	at Birmingham YMCA	18-32	L
J. 4	at Memphis YMCA	28-19	W
J. 5	at Memphis YMCA	26-27	L
J. 11	MISSISSIPPI COLLEGE	28-31	L
J. 12	MISSISSIPPI COLLEGE	21-24	L
J. 19	at Tulane	25-30	L
J. 20	at Tulane	18-27	L
J. 22	Mississippi College (@ Jackson)	26-14	W
J. 23	at Mississippi College	25-23	W
J. 26	VANDERBILT	47-32	W
F. 2	KENTUCKY	23-25	L
F. 3	Kentucky (@ Jackson)	14-32	L
F. 4	at LSU	26-16	W
F. 5	at LSU	29-39	L
F. 8	OLE MISS	32-30	W
F. 9	OLE MISS	28-26	W
F. 15	at Ole Miss	21-37	L
F. 16	at Ole Miss	27-41	L
F. 23	at Alabama	28-30	L
F. 25	ALABAMA	22-21	W
M. 1	North Carolina#	18-43	L

Southern Conference Tournament - Atlanta, GA

1929-30 5-8

Coach: Ray G. Dauber

J. 10	at Meridian All-Stars	43-17	W
J. 11	at State Teachers College	50-29	W
J. 12	at State Teachers College	31-16	W
J. 17	Tulane (@ Jackson)	22-20	W
J. 18	Tulane (@ Jackson)	19-22	L
J. 24	at Kentucky	17-38	L
J. 25	at Kentucky	14-20	L
F. 1	LSU (@ Meridian)	24-30	L
F. 7	Ole Miss (@ Greenwood)	26-30	L

F. 8	Ole Miss (@ Greenwood)	19-23	L
F. 11	at Ole Miss	31-38	L
F. 12	at Ole Miss	28-27	W
F. 21	at Alabama	22-26	L

1930-31 No Team

1931-32 5-10

Coach: Ray G. Dauber

J. 15	at Tulane	21-18	W
J. 16	at Tulane	36-26	W
J. 18	at LSU	29-28	W
J. 19	at LSU	15-40	L
J. 25	LSU	26-30	L
J. 26	LSU	29-33	L
F. 5	at Ole Miss	19-37	L
F. 6	at Ole Miss	25-31	L
F. 12	SEWANEE	25-22	W
F. 13	MISSISSIPPI COLLEGE	27-20	W
F. 17	ALABAMA	25-26	L
F. 19	OLE MISS	25-35	L
F. 20	OLE MISS	26-38	L
F. 22	at Alabama	23-30	L
F. 26	Georgia#	26-48	L

Southern Conference Tournament - Atlanta, GA

1932-33 6-13; 3-9 SEC

Coach: Ray G. Dauber

J. 6	MISSISSIPPI COLLEGE	26-46	L
J. 7	MISSISSIPPI COLLEGE	43-24	W
J. 11	+LSU	28-32	L
J. 12	+LSU	26-49	L
J. 17	+at LSU	40-45	L
J. 18	+at LSU	33-37	L
J. 20	+at Tulane	29-31	L
J. 21	+at Tulane	40-29	W
F. 3	at Mississippi College	40-41	L
F. 4	at Mississippi College	31-40	L
F. 6	+ALABAMA	36-38	L
F. 10	+OLE MISS	40-36	W
F. 11	+OLE MISS	32-25	W
F. 17	+at Ole Miss	49-50	L
F. 18	+at Ole Miss	27-41	L
F. 20	+at Alabama	16-41	L
F. 25	Alabama*	30-25	W
F. 27	Vanderbilt*	48-36	W
F. 28	Kentucky*	27-46	L

* SEC Tournament - Atlanta, GA

1933-34 8-11; 4-8 SEC

Coach: Edwin "Goat" Hale

J. 9	+LSU	47-46	W
J. 10	+LSU	23-48	L
J. 12	at Mississippi College	25-47	L
J. 13	at Mississippi College	29-27	W
J. 16	at Southwestern	67-26	W
J. 17	at Southwestern	64-25	W
J. 29	+ALABAMA	24-37	L
F. 2	+OLE MISS	41-25	W
F. 3	+OLE MISS	22-29	L
F. 5	+at Tulane	24-33	L

**MILESTONE WINS IN
MSU Hoops History**

Win Opponent (Date)	Score
1 COLUMBUS ATH. CLUB (1-1-09)	35-6
100 at Ole Miss (2-4-22)	27-24
200 at State Teachers College (1-12-30)	31-16
300 SPRING HILL (1-8-42)	47-31
400 at Howard College (12-17-54)	82-79
500 at Delta State (1-28-61)	99-77
600 MEMPHIS STATE (12-11-67)	71-66
700 KENTUCKY WESLEYAN (11-27-76)	89-49
800 NORTH ALABAMA (12-17-83)	70-64
900 DRAKE (12-10-91)	79-50
1000 at LSU (1-29-97)	68-60
1100 JACKSON STATE (12-4-02)	71-56
1200 MISS. VALLEY STATE (3-13-07)	82-63

100 Years Of Bulldog Basketball



MSU ALL-TIME RESULTS

J. 27	at Mississippi College	34-45	L
J. 29	+at LSU	27-62	L
F. 1	COLUMBUS AFB	38-28	W
F. 3	+at Tennessee	27-44	L
F. 5	+at Alabama	36-55	L
F. 9	+OLE MISS	44-37	W
F. 10	+OLE MISS	24-61	L
F. 15	+at Ole Miss	36-41	L
F. 16	+at Ole Miss	32-45	L
F. 24	+ALABAMA	38-57	L
M. 1	Georgia Tech*	33-60	L

1945-46 5-14: 3-13 SEC

Coach: Stanfield "Dick" Hitt

D. 10	+at Auburn	47-55	L
D. 11	+at Auburn	26-37	L
J. 11	+LSU	30-54	L
J. 16	+TENNESSEE	27-52	L
J. 18	+TULANE	50-66	L
F. 4	at Columbus AFB	47-41	W
F. 5	at Columbus AFB	62-40	W
F. 6	+ALABAMA	29-34	L
F. 8	+at LSU	31-73	L
F. 9	+at Tulane	52-58	L
F. 11	+at Tennessee	31-38	L
F. 12	+at Ole Miss	44-58	L
F. 13	+at Ole Miss	40-45	L
F. 15	+AUBURN	30-40	L
F. 16	+AUBURN	39-31	W
F. 19	+OLE MISS	50-43	W
F. 20	+OLE MISS	54-34	W
F. 23	+at Alabama	40-48	L
F. 28	Georgia*	44-45	L

*SEC Tournament - Knoxville, TN

1946-47 10-11: 4-9 SEC

Coach: Stanfield "Dick" Hitt

D. 6	+TULANE	32-44	L
D. 7	HOWARD COLLEGE	55-32	W
D. 13	+FLORIDA	55-24	W
D. 14	+AUBURN	61-35	W
D. 16	MISSISSIPPI COLLEGE	58-34	W
D. 18	at Howard College	39-41	L
J. 10	+TENNESSEE	34-35	L
J. 11	+LSU	57-61	L
J. 15	+OLE MISS	53-31	W
J. 18	CHATTANOOGA	52-31	W
J. 30	+at Alabama	42-56	L
J. 31	at Chattanooga	58-52	W
F. 1	+at Tennessee	36-65	L
F. 3	+at Vanderbilt	44-64	L
F. 7	at Memphis State	51-38	W
F. 13	+at Tulane	52-57	L
F. 14	+at LSU	49-64	L
F. 15	at Mississippi College	82-48	W
F. 18	+at Ole Miss	49-59	L
F. 22	+ALABAMA	37-34	W
F. 27	Georgia Tech*	52-65	L

*SEC Tournament - Louisville, KY

1947-48 6-12: 6-10 SEC

Coach: Paul Gregory

D. 5	+VANDERBILT	51-45	W
D. 6	+at Auburn	49-35	W
D. 8	+at Florida	47-53	L
J. 10	+at Vanderbilt	48-51	L
J. 12	+at Tennessee	57-64	L
J. 23	LOUISIANA TECH	43-53	L
J. 24	+TULANE	33-53	L
J. 30	+ALABAMA	32-31	W
J. 31	+LSU	53-49	W
F. 2	+TENNESSEE	46-47	L
F. 6	+OLE MISS	47-43	W
F. 7	+OLE MISS	45-42	W
F. 13	+at LSU	40-65	L
F. 14	+at Tulane	47-70	L
F. 19	+at Alabama	47-55	L
F. 27	+at Ole Miss	37-59	L

F. 28	+at Ole Miss	46-63	L
M. 4	Tennessee*	52-73	L

*SEC Tournament - Louisville, KY

1948-49 4-13: 3-12 SEC

Coach: Paul Gregory

D. 10	OUACHITA BAPTIST	61-45	W
D. 11	+at Auburn	54-53	W
D. 13	+at Georgia	40-70	L
D. 17	+at Ole Miss	61-69	L
J. 8	+at Tulane	47-69	L
J. 10	+at LSU	40-64	L
J. 17	+VANDERBILT	29-35	L
J. 18	+AUBURN	47-43	W
J. 28	+LSU	48-42	W
F. 4	+TULANE	50-64	L
F. 8	+at Alabama	45-50	L
F. 12	+at Tennessee	58-63	L
F. 14	+at Vanderbilt	43-90	L
F. 18	+FLORIDA	37-40	L
F. 22	+ALABAMA	31-43	L
F. 25	+OLE MISS	51-52	L
M. 3	Tennessee*	46-73	L

*SEC Tournament - Louisville, KY

1949-50 7-11: 6-10 SEC

Coach: Paul Gregory

D. 3	+FLORIDA	45-63	L
D. 9	+GEORGIA	51-40	W
D. 17	+ALABAMA	47-44	W
J. 4	+Kentucky (@ Owensboro)	55-87	L
J. 7	+AUBURN	64-65	L
J. 14	+VANDERBILT	50-62	L
J. 18	+OLE MISS	64-60	W
J. 23	+TENNESSEE	65-56	W
J. 30	+LSU	48-41	W
F. 1	+at Auburn	60-65	L
F. 4	+TULANE	55-53	W
F. 8	+at Alabama	38-58	L
F. 13	+at Vanderbilt	50-85	L
F. 17	+at LSU	58-68	L
F. 18	+at Tulane	53-73	L
F. 23	+at Ole Miss	45-62	L
M. 2	Tulane*	56-47	W
M. 3	Kentucky*	46-56	L

*SEC Tournament - Louisville, KY

1950-51 3-16: 2-12 SEC

Coach: Paul Gregory

D. 8	at Arkansas State	61-67	L
D. 9	at St. Louis University	46-63	L
D. 11	at Louisville	53-87	L
D. 15	+LSU	94-69	W
D. 16	+TULANE	52-74	L
J. 5	+at Tulane	64-71	L
J. 6	+at LSU	61-76	L
J. 8	MISSISSIPPI COLLEGE	103-52	W
J. 15	+VANDERBILT	60-63	L
J. 17	+OLE MISS	71-67	W
J. 26	+GEORGIA TECH	46-55	L
F. 2	+KENTUCKY	60-80	L
F. 5	+at Alabama	69-75	L
F. 12	+TENNESSEE	75-76	L
F. 17	+at Georgia	49-57	L
F. 19	+at Florida	64-68	L
F. 24	+at Auburn	85-92	L
F. 27	+at Ole Miss	60-95	L
M. 1	Kentucky*	70-92	L

*SEC Tournament - Louisville, KY

1951-52 12-11: 4-10 SEC

Coach: Paul Gregory

D. 4	SEWANEE	71-46	W
D. 6	at Memphis State	60-58	W
D. 8	ARKANSAS STATE	67-43	W
D. 10	FLORIDA STATE	75-47	W
D. 12	+LSU	59-54	W
D. 13	+TULANE	68-60	W

D. 15	ARKANSAS	79-39	W
D. 17	at Arkansas State	64-63	W
J. 5	+GEORGIA	83-55	W
J. 9	+at Ole Miss	62-77	L
J. 12	+at Tulane	58-71	L
J. 14	+at LSU	78-103	L
J. 18	+AUBURN	61-68	L
J. 30	+at Georgia Tech	64-66	L
J. 31	at Birmingham-Southern	107-72	W
F. 6	+FLORIDA	72-58	W
F. 9	+at Vanderbilt	61-86	L
F. 11	+at Kentucky	66-110	L
F. 16	+ALABAMA	61-63	L
F. 22	at Sewanee	73-67	W
F. 23	+at Tennessee	69-78	L
F. 26	+OLE MISS	61-73	L
F. 28	LSU*	44-77	L

*SEC Tournament - Louisville, KY

1952-53 9-10: 5-8 SEC

Coach: Paul Gregory

D. 1	SEWANEE	60-53	W
D. 6	BIRMINGHAM-SOUTHERN	70-45	W
D. 13	at Arkansas	71-102	L
D. 19	+at Florida	75-79	L
D. 20	at Florida State	52-82	L
J. 5	+TENNESSEE	65-63	W
J. 10	+LSU	55-75	L
J. 12	+TULANE	67-61	W
J. 17	+OLE MISS	73-60	W
J. 28	HOWARD COLLEGE	81-56	W
J. 31	+at Auburn	60-82	L
F. 2	+at Alabama	58-70	L
F. 9	+GEORGIA TECH	66-62	W
F. 14	+VANDERBILT	82-75	W
F. 20	at Howard College	91-87	W
F. 21	+at Georgia	63-75	L
F. 27	+at LSU	47-82	L
F. 28	+at Tulane	52-69	L
M. 7	+at Ole Miss	46-62	L

1953-54 11-10: 5-9 SEC

Coach: Paul Gregory

D. 4	FLORIDA STATE	87-75	W
D. 8	HOWARD COLLEGE	87-60	W
D. 16	at Arkansas State	79-74	W
J. 2	Auburn (@ Birmingham)	75-76	L
J. 9	+AUBURN	79-74	W
J. 11	+ALABAMA	52-69	L
J. 14	+at Georgia Tech	75-74	W
J. 16	+at Vanderbilt	69-79	L
J. 27	at Howard College	72-67	W
J. 30	+at LSU	54-65	L
F. 1	+at Tulane	56-79	L
F. 6	+at Ole Miss	53-63	L
F. 10	ARKANSAS STATE	74-71	W
F. 13	+at Tennessee	81-97	L
F. 15	+at Kentucky	49-81	L
F. 16	at Sewanee	65-61	W
F. 20	+FLORIDA	70-66	W
F. 22	+GEORGIA	75-60	W
F. 27	+LSU	57-61	L
M. 1	+TULANE	53-59	L
M. 6	+OLE MISS	65-59	W

MISSISSIPPI STATE IN FINAL NATIONAL RANKINGS			
Season	Coach	W-L	Final Ranking
1956-57	Babe McCarthy	17-8	#15 AP
1957-58	Babe McCarthy	20-5	#15 AP
1958-59	Babe McCarthy	24-1	#3 AP; #T6 UPI
1961-62	Babe McCarthy	24-1	#4 AP; #4 UPI
1962-63	Babe McCarthy	22-6	#6 AP; #7 UPI
1990-91	Richard Williams	20-9	#21 AP; #18 UPI
1994-95	Richard Williams	22-8	#18 AP; #12 CNN
1995-96	Richard Williams	26-8	#19 AP; #4 CNN
2001-02	Rick Stansbury	27-8	#17 AP; #21 ESPN
2002-03	Rick Stansbury	21-10	#20 AP
2003-04	Rick Stansbury	26-4	#8 AP; #13 ESPN

100 Years Of Bulldog Basketball



MSU ALL-TIME RESULTS

100 Years Of Bulldog Basketball

1954-55 6-17: 2-12 SEC

Coach: Paul Gregory

D. 6 at Washington (St. Louis)	44-66	L
D. 7 at Southern Illinois	72-69	W
D. 8 at Louisville	64-113	L
D. 11 HOWARD COLLEGE	78-55	W
D. 13 SEWANEE	77-74	W
D. 17 at Howard College	82-79	W
J. 7 +at Georgia	75-90	L
J. 8 +at Auburn	58-79	L
J. 10 +at Alabama	73-99	L
J. 15 +VANDERBILT	52-72	L
J. 17 +GEORGIA TECH	71-90	L
J. 19 FLORIDA STATE	76-91	L
J. 29 +LSU	63-67	L
J. 31 +TULANE	60-69	L
F. 4 at Memphis State	68-94	L
F. 7 +KENTUCKY	56-61	L
F. 10 +OLE MISS	58-66	L
F. 12 +TENNESSEE	67-93	L
F. 19 +at Florida	66-77	L
F. 21 at Florida State	86-102	L
F. 26 +at LSU	84-80	W
F. 28 +at Tulane	59-78	L
M. 5 +at Ole Miss	60-56	W

1955-56 12-12: 6-8 SEC

Coach: Babe McCarthy

D. 2 HOWARD COLLEGE	108-65	W
D. 12 SOUTHWESTERN	76-63	W
D. 14 at Arkansas State	61-76	L
D. 19 Wake Forest#	68-95	L
D. 20 Davidson#	89-82	W
D. 21 Florida State#	OT 79-71	W
J. 7 +AUBURN	68-81	L
J. 9 +ALABAMA	75-87	L
J. 14 +at Georgia Tech	59-87	L
J. 16 +at Vanderbilt	49-69	L
J. 17 at Sewanee	72-76	L
J. 21 ARKANSAS STATE	86-78	W
J. 27 at Memphis State	73-105	L
J. 30 +at Ole Miss	100-79	W
F. 1 TAMPA	89-64	W
F. 4 +at LSU	87-78	W
F. 6 +at Tulane	72-110	L
F. 11 +at Tennessee	75-58	W
F. 13 +at Kentucky	65-86	L
F. 18 +FLORIDA	84-74	W
F. 20 +GEORGIA	83-71	W
F. 25 +LSU	71-79	L
F. 27 +TULANE	78-83	L
M. 1 +OLE MISS	82-74	W

Carrousel Classic - Charlotte, NC

1956-57 17-8: 9-5 SEC

Coach: Babe McCarthy

N. 30 UNION	87-64	W
D. 3 HOWARD COLLEGE	106-70	W
D. 5 MEMPHIS STATE	78-89	L
D. 8 at Mississippi College	99-80	W
D. 10 at Southwestern	83-56	W
D. 15 MISSISSIPPI COLLEGE	83-67	W
D. 17 ARK. STATE TEACHERS COL	102-80	W
D. 28 Denver#	69-65	W
D. 31 at Murray State	80-91	L
J. 5 +at Auburn	66-86	L
J. 7 +at Alabama	78-83	L
J. 12 +GEORGIA TECH	77-80	L
J. 14 +VANDERBILT	63-62	W
J. 19 +OLE MISS	82-72	W
J. 26 at Memphis State	83-86	L
F. 1 +LSU	81-72	W
F. 2 +TULANE	85-72	W
F. 9 +TENNESSEE	2OT 97-90	W
F. 11 +KENTUCKY	89-81	W
F. 15 at Tampa	113-87	W
F. 16 +at Florida	80-89	L
F. 18 +at Georgia	86-73	W
F. 22 +at LSU	94-76	W
F. 23 +at Tulane	79-81	L
F. 28 +at Ole Miss	81-73	W

Evansville Holiday Tournament - Evansville, IN

1957-58 20-5: 9-5 SEC

Coach: Babe McCarthy

D. 2 at Union	80-56	W
D. 5 HOWARD COLLEGE	114-57	W
D. 7 SOUTHWESTERN	97-75	W
D. 11 at Memphis State	56-54	W
D. 13 Miami, Fla.#	66-63	W
D. 14 Auburn#	52-37	W
D. 19 MURRAY STATE	86-69	W
D. 27 OLE MISS@	66-53	W
D. 28 MOREHEAD STATE@	46-41	W
J. 4 +AUBURN	70-42	W
J. 6 +ALABAMA	46-42	W
J. 11 +at Georgia Tech	61-78	L
J. 13 +at Vanderbilt	62-74	L
J. 18 +at Ole Miss	62-67	L
J. 25 at Murray State	75-57	W
J. 27 SOUTHEASTERN LOUISIANA	75-61	W
F. 1 +at LSU	71-54	W
F. 3 +at Tulane	71-63	W
F. 8 +at Tennessee	83-104	L
F. 10 +at Kentucky	62-72	L
F. 15 +FLORIDA	90-78	W
F. 17 +GEORGIA	92-77	W
F. 22 +LSU	95-72	W
F. 24 +TULANE	74-62	W
F. 27 +OLE MISS	91-60	W

Birmingham Classic - Birmingham, AL
@ MSU Holiday Tournament - Starkville, MS

1958-59 24-1: 13-1 SEC

Coach: Babe McCarthy

SEC CHAMPIONS

D. 1 SOUTHEASTERN LOUISIANA	94-72	W
D. 4 UNION	121-78	W
D. 6 at Southwestern	91-46	W
D. 8 at Arkansas State	72-57	W
D. 13 at Murray State	63-62	W
D. 15 ARKANSAS STATE	98-71	W
D. 19 MOREHEAD STATE	87-63	W
D. 29 Maryland#	56-45	W
D. 30 Memphis State#	73-55	W
J. 3 +at Auburn	66-97	L
J. 5 +at Alabama	81-64	W
J. 10 +GEORGIA TECH	75-67	W
J. 12 +VANDERBILT	83-65	W
J. 17 +OLE MISS	87-58	W
J. 24 MURRAY STATE	63-48	W
J. 29 at Memphis State	53-52	W
J. 31 +LSU	78-71	W
F. 2 +TULANE	55-46	W
F. 7 +TENNESSEE	52-45	W
F. 9 +KENTUCKY	66-58	W
F. 14 +at Florida	105-68	W
F. 16 +at Georgia	76-56	W
F. 21 +at LSU	75-67	W
F. 23 +at Tulane	65-51	W
F. 28 +at Ole Miss	23-16	W

Sugar Bowl Tournament - New Orleans, LA

1959-60 12-13: 5-9 SEC

Coach: Babe McCarthy

D. 2 TROY STATE	66-50	W
D. 5 SOUTHEASTERN LOUISIANA	83-65	W
D. 7 UNION	88-68	W
D. 9 Louisiana Tech (@ Jackson)	62-71	L
D. 12 LOUISIANA COLLEGE	90-61	W
D. 18 Baylor#	OT 70-61	W
D. 19 Memphis State#	62-79	L
D. 29 Western Kentucky@	50-61	L
D. 30 Virginia Tech@	61-82	L
J. 2 +AUBURN	48-64	L
J. 4 +ALABAMA	85-56	W
J. 9 +at Georgia Tech	60-82	L
J. 11 +at Vanderbilt	72-79	L
J. 16 +at Ole Miss	60-67	L
J. 23 LOYOLA (NEW ORLEANS)	76-60	W
J. 30 +at LSU	71-60	W
F. 1 +at Tulane	OT 47-51	L
F. 6 +at Tennessee	38-48	L

F. 8 +at Kentucky	59-90	L
F. 9 at Morehead State	OT 75-73	W
F. 13 +GEORGIA	OT 63-67	L
F. 15 +FLORIDA	81-75	W
F. 20 +LSU	64-69	L
F. 22 +TULANE	70-66	W
F. 27 +OLE MISS	72-54	W

Murray State Invitational - Murray, KY
@ Sugar Bowl Tournament - New Orleans, LA

1960-61 19-6: 11-3 SEC

Coach: Babe McCarthy

SEC CHAMPIONS

D. 3 SOUTHEASTERN LOUISIANA	77-55	W
D. 5 UNION	115-59	W
D. 8 at Louisiana Tech	60-61	L
D. 10 Louisiana College (@ Jackson)	117-86	W
D. 13 SPRING HILL	98-75	W
D. 17 MURRAY STATE	94-81	W
D. 19 at Loyola (New Orleans)	60-83	L
D. 29 at Rice	68-60	W
D. 30 Texas (@ Houston)	82-93	L
J. 3 DELTA STATE	92-53	W
J. 7 +at Auburn	56-48	W
J. 10 +at Alabama	80-63	W
J. 14 +VANDERBILT	74-65	W
J. 16 +GEORGIA TECH	OT 62-61	W
J. 21 +OLE MISS	63-40	W
J. 28 at Delta State	99-77	W
F. 4 +LSU	77-61	W
F. 6 +TULANE	73-59	W
F. 11 +TENNESSEE	72-67	W
F. 13 +KENTUCKY	62-68	L
F. 18 +at Florida	57-59	L
F. 20 +at Georgia	99-77	W
F. 25 +at LSU	56-54	W
F. 27 +at Tulane	62-57	W
M. 4 +at Ole Miss	70-74	L

1961-62 24-1: 13-1 SEC

Coach: Babe McCarthy

SEC Co-CHAMPIONS

D. 2 SOUTHEASTERN LOUISIANA	96-73	W
D. 4 SOUTHWESTERN LOUISIANA	88-61	W
D. 6 LOUISIANA TECH	81-58	W
D. 9 DELTA STATE	84-55	W
D. 11 LOUISIANA COLLEGE	113-70	W
D. 15 at Murray State	69-57	W
D. 19 at Memphis State	83-71	W
D. 29 Maryland#	64-62	W
D. 30 LSU#	73-51	W
J. 6 +AUBURN	51-48	W
J. 13 +at Vanderbilt	86-100	L
J. 15 +at Georgia Tech	57-56	W
J. 17 +ALABAMA	67-40	W
J. 20 +at Ole Miss	61-57	W
J. 27 NORTHEAST LOUISIANA	89-79	W
J. 29 at Delta State	106-76	W
F. 3 +at LSU	87-66	W
F. 5 +at Tulane	70-59	W
F. 10 +at Tennessee	91-67	W
F. 12 +at Kentucky	49-44	W
F. 17 +FLORIDA	67-45	W
F. 19 +GEORGIA	83-74	W
F. 24 +LSU	58-48	W
F. 26 +TULANE	83-62	W
M. 3 +OLE MISS	63-58	W

Sugar Bowl Tournament - New Orleans, LA

1962-63 22-6: 12-2 SEC

Coach: Babe McCarthy

SEC CHAMPIONS

D. 4 ARKANSAS A&M	90-55	W
D. 6 at Louisiana Tech	80-61	W
D. 8 at Northeast Louisiana	79-56	W
D. 10 LOUISIANA COLLEGE	83-59	W
D. 15 Memphis State (@ Jackson)	77-66	W
D. 17 at Virginia Tech	65-82	L
D. 19 CHRISTIAN BROTHERS	106-71	W



MSU ALL-TIME RESULTS

100 Years Of Bulldog Basketball

D. 28 Houston#	OT 76-79	L
D. 29 Xavier (Ohio)#	75-66	W
J. 1 DELTA STATE	106-77	W
J. 5 +at Auburn	62-53	W
J. 7 +at Alabama	OT 72-77	L
J. 12 +VANDERBILT	58-55	W
J. 14 +GEORGIA TECH	81-69	W
J. 19 +OLE MISS	78-64	W
J. 26 at Memphis State	65-71	L
J. 28 Southern Mississippi (@ Jackson)	62-52	W
F. 2 +LSU	73-66	W
F. 4 +TULANE	91-73	W
F. 9 +TENNESSEE	63-59	W
F. 11 +KENTUCKY	56-52	W
F. 16 +at Florida	52-73	L
F. 18 +at Georgia	86-75	W
F. 23 +at LSU	99-64	W
F. 25 +at Tulane	78-67	W
M. 2 +at Ole Miss	75-72	W
M. 15 Loyola (Chicago)\$	51-61	L
M. 16 Bowling Green\$	65-60	W
# Sugar Bowl Tournament - New Orleans, LA		
\$ NCAA Mideast Regional - East Lansing, MI		

1963-64 9-17: 4-10 SEC

Coach: Babe McCarthy		
D. 2 LOUISIANA TECH	105-61	W
D. 4 VIRGINIA TECH	77-93	L
D. 7 LOUISIANA COLLEGE	84-67	W
D. 9 at Delta State	67-52	W
D. 14 Memphis State (@ Jackson)	65-73	L
D. 16 Southern Mississippi (@ Jackson)	60-65	L
D. 19 at Houston#	61-69	L
D. 20 Texas A&M#	54-58	L
D. 27 Virginia@	68-81	L
D. 28 George Washington@	89-81	W
J. 4 +AUBURN	OT 63-64	L
J. 6 +ALABAMA	69-56	W
J. 11 +at Vanderbilt	56-90	L
J. 13 +at Georgia Tech	45-59	L
J. 18 +at Ole Miss	75-77	L
J. 25 at Memphis State	66-81	L
J. 27 SOUTHEASTERN LOUISIANA	113-73	W
J. 31 +at LSU	71-87	L
F. 1 +at Tulane	81-77	W
F. 8 +at Tennessee	58-82	L
F. 10 +at Kentucky	59-65	L
F. 15 +FLORIDA	68-61	W
F. 17 +GEORGIA	61-73	L
F. 21 +LSU	60-63	L
F. 22 +TULANE	78-71	W
F. 29 +OLE MISS	61-78	L
# Bluebonnet Tournament - Houston, TX		
@ All-American Tournament - Owensboro, KY		

1964-65 10-16: 6-10 SEC

Coach: Babe McCarthy		
D. 1 NORTHEAST LOUISIANA	72-71	W
D. 4 SOUTHWESTERN LOUISIANA	74-73	W
D. 9 GEORGIA TECH	65-83	L
D. 12 at Louisiana Tech	82-78	W
D. 18 North Carolina#	80-84	L
D. 19 at Virginia Tech#	75-104	L
D. 29 Mississippi College@	57-72	L
D. 30 Delta State@	82-63	W
J. 2 +AUBURN	70-71	L
J. 4 +ALABAMA	96-68	W
J. 9 +VANDERBILT	70-94	L
J. 11 +at Alabama	83-95	L
J. 14 +FLORIDA	59-74	L
J. 16 +GEORGIA	79-74	W
J. 23 +OLE MISS	101-72	W
J. 25 at Georgia Tech	73-75	L
J. 28 Arkansas (@ Jackson)	69-84	L
J. 30 +LSU	76-74	W
F. 1 +TULANE	70-73	L
F. 6 +at Tennessee	57-77	L
F. 8 +at Kentucky	56-74	L
F. 13 +at Florida	51-68	L
F. 15 +at Georgia	62-82	L

F. 20 +at LSU	75-94	L
F. 22 +at Tulane	91-72	W
F. 27 +at Ole Miss	OT 78-77	W
# Virginia Tech Invitational - Blacksburg, VA		
@ Magnolia Invitational - Jackson, MS		

1965-66 14-11: 10-6 SEC

Coach: Joe Dan Gold		
D. 2 NORTHEAST LOUISIANA	OT 72-78	L
D. 4 at Virginia Tech	59-79	L
D. 11 LOUISIANA TECH	82-70	W
D. 13 SOUTHWESTERN LOUISIANA	88-73	W
D. 18 LOUISIANA COLLEGE	92-77	W
D. 28 Princeton#	67-69	L
D. 29 Davidson#	60-72	L
J. 3 +at Auburn	83-72	W
J. 6 STETSON	87-76	W
J. 8 +at Tulane	71-81	L
J. 10 +at LSU	74-71	W
J. 15 +TENNESSEE	2OT 75-74	W
J. 25 +ALABAMA	63-71	L
J. 27 Arkansas (@ Little Rock)	61-69	L
J. 29 +FLORIDA	76-68	W
J. 31 +GEORGIA	58-54	W
F. 5 +LSU	66-61	W
F. 7 +TULANE	65-63	W
F. 12 +at Georgia	71-83	L
F. 14 +at Florida	74-78	L
F. 16 +at Ole Miss	90-74	W
F. 19 +KENTUCKY	69-73	L
F. 26 +at Alabama	76-77	L
M. 2 +OLE MISS	96-76	W
M. 5 +at Vanderbilt	92-90	W
# Charlotte Invitational - Charlotte, NC		

1966-67 14-11: 8-10 SEC

Coach: Joe Dan Gold		
D. 1 at Northeast Louisiana	81-70	W
D. 7 Texas A&M#	62-49	W
D. 8 at Southern Mississippi#	72-63	W
D. 10 at Louisiana Tech	90-73	W
D. 12 SAMFORD	96-65	W
D. 17 +LSU	98-84	W
D. 19 +ALABAMA	63-59	W
D. 31 +at Georgia	93-71	W
J. 2 +at Florida	54-63	L
J. 7 +GEORGIA	92-63	W
J. 9 +AUBURN	OT 59-54	W
J. 12 at Delta State	68-65	W
J. 23 +at Alabama	74-91	L
J. 28 +at Vanderbilt	64-79	L
J. 30 +at Tennessee	45-67	L
F. 1 +OLE MISS	70-71	L
F. 7 at Memphis State	53-61	L
F. 11 +at Kentucky	OT 77-72	W
F. 13 +at Auburn	57-68	L
F. 18 +KENTUCKY	74-103	L
F. 20 +at LSU	66-64	W
F. 25 +FLORIDA	54-59	L
F. 27 +VANDERBILT	74-71	W
M. 4 +at Ole Miss	57-58	L
M. 6 +TENNESSEE	3OT 76-78	L
# USM Invitational - Hattiesburg, MS		

1967-68 9-17: 5-13 SEC

Coach: Joe Dan Gold		
D. 5 at Wichita State	67-97	L
D. 7 at Samford	63-66	L
D. 11 MEMPHIS STATE	71-66	W
D. 13 Montana State#	73-81	L
D. 14 George Washington#	70-55	W
D. 18 +at Alabama	69-80	L
D. 22 +at LSU	87-111	L
D. 27 Washington@	80-82	L
D. 28 Florida@	66-65	W
J. 1 +FLORIDA	56-55	W
J. 6 +at Georgia	69-72	L
J. 8 +at Auburn	66-62	W
J. 11 DELTA STATE	80-64	W

J. 17 +GEORGIA	77-81	L
J. 22 +ALABAMA	72-69	W
J. 27 +VANDERBILT	69-90	L
J. 29 +TENNESSEE	57-65	L
J. 31 +at Ole Miss	53-63	L
F. 10 +KENTUCKY	84-92	L
F. 12 +AUBURN	72-74	L
F. 17 +at Kentucky	81-107	L
F. 19 +LSU	83-94	L
F. 24 +at Florida	71-67	W
F. 26 +at Vanderbilt	73-84	L
M. 2 +OLE MISS	88-79	W
M. 4 +at Tennessee	51-63	L
# Bluebonnet Classic - Houston, TX		
@ Gator Bowl Tournament - Jacksonville, FL		

1968-69 8-17: 6-12 SEC

Coach: Joe Dan Gold		
D. 2 LOUISIANA COLLEGE	79-69	W
D. 6 LOUISIANA TECH	83-73	W
D. 9 SAMFORD	59-68	L
D. 14 +at Vanderbilt	87-102	L
D. 16 +AUBURN	65-59	W
D. 20 at Southwestern Louisiana#	70-81	L
D. 21 Hawaii#	69-74	L
D. 27 at Detroit@	62-86	L
D. 28 Miami, Ohio@	56-76	L
J. 4 +TENNESSEE	58-57	W
J. 6 +KENTUCKY	72-91	L
J. 10 +at Ole Miss	60-67	L
J. 25 +at Florida	64-70	L
J. 27 +at Georgia	73-71	W
F. 1 +ALABAMA	OT 68-67	W
F. 3 +at LSU	71-95	L
F. 8 +at Tennessee	50-80	L
F. 10 +at Kentucky	69-91	L
F. 12 +at Auburn	68-87	L
F. 15 +OLE MISS	64-60	W
F. 22 +FLORIDA	79-96	L
F. 24 +GEORGIA	80-95	L
M. 3 +LSU	89-99	L
M. 5 +at Alabama	67-60	W
M. 8 +VANDERBILT	83-120	L
# Bayou Classic - Lafayette, LA		
@ Motor City Classic - Detroit, MI		

1969-70 6-18: 3-15 SEC

Coach: Joe Dan Gold		
D. 1 SOUTH ALABAMA	93-71	W
D. 4 at Louisiana College	71-77	L
D. 6 at Louisiana Tech	71-78	L
D. 10 at Memphis State#	74-83	L
D. 11 Arkansas#	OT 76-74	W
D. 13 +VANDERBILT	79-93	L
D. 15 +at Auburn	66-94	L
D. 18 DELTA STATE	86-64	W
J. 3 +at Tennessee	56-58	L
J. 5 +at Kentucky	76-111	L
J. 9 +OLE MISS	57-58	L
J. 24 +FLORIDA	79-77	W
J. 26 +GEORGIA	76-79	L
J. 31 +at Alabama	75-95	L
F. 2 +at LSU	91-109	L
F. 7 +TENNESSEE	60-72	L
F. 9 +KENTUCKY	57-86	L
F. 11 +AUBURN	OT 69-71	L
F. 13 +at Ole Miss	55-57	L
F. 21 +at Florida	70-87	L
F. 23 +at Georgia	86-77	W
F. 28 +ALABAMA	87-77	W
M. 2 +LSU	87-97	L
M. 7 +at Vanderbilt	72-78	L
# Liberty Bowl Classic - Memphis, TN		

DID YOU KNOW . . .
Babe McCarthy was the first Mississippi State coach to lead the Bulldogs to the NCAA Tournament

MSU ALL-TIME RESULTS

100 Years Of Bulldog Basketball

1970-71 15-10: 9-9 SEC

Coach: Kermit Davis

D. 1 LOUISIANA COLLEGE	73-54	W
D. 3 at South Alabama	50-38	W
D. 7 SEWANEE	102-73	W
D. 9 at Delta State	59-55	W
D. 12 +at Vanderbilt	73-86	L
D. 14 +AUBURN	70-73	L
D. 17 at Arkansas	69-67	W
D. 28 at Furman#	84-74	W
D. 29 Arizona#	75-77	L
J. 2 +TENNESSEE	69-67	W
J. 4 +KENTUCKY	71-79	L
J. 8 +at Ole Miss	74-83	L
J. 14 +at Florida	72-58	W
J. 25 +at Georgia	OT 67-66	W
J. 30 +ALABAMA	OT 71-67	W
F. 1 +at LSU	71-90	L
F. 6 +at Tennessee	65-88	L
F. 8 +at Kentucky	83-102	L
F. 10 +at Auburn	68-92	L
F. 13 +OLE MISS	75-67	W
F. 20 +FLORIDA	70-65	W
F. 22 +GEORGIA	62-57	W
F. 27 +at Alabama	3OT 78-79	L
M. 1 +LSU	78-70	W
M. 6 +VANDERBILT	81-73	W

Poinsettia Classic - Greenville, SC

1971-72 13-13: 6-12 SEC

Coach: Kermit Davis

D. 1 SOUTH ALABAMA	71-66	W
D. 4 at Sewanee	69-48	W
D. 6 at UNC Charlotte	87-68	W
D. 9 Southern Mississippi#	77-73	W
D. 10 South Florida#	90-77	W
D. 13 +at Auburn	75-85	L
D. 17 at Marshall@	69-95	L
D. 18 Rhode Island@	86-72	W
J. 1 +VANDERBILT	76-69	W
J. 4 ARKANSAS	78-75	W
J. 8 +at Tennessee	49-82	L
J. 10 +at Kentucky	76-104	L
J. 15 +OLE MISS	66-68	L
J. 29 +FLORIDA	69-68	W
F. 1 +GEORGIA	OT 62-58	W
F. 5 +at Alabama	71-77	L
F. 7 +at LSU	60-62	L
F. 12 +TENNESSEE	61-71	L
F. 14 +KENTUCKY	55-63	L
F. 19 +at Ole Miss	64-65	L
F. 21 +AUBURN	62-60	W
F. 26 +at Florida	80-88	L
F. 28 +at Georgia	82-87	L
M. 2 +LSU	89-71	W
M. 4 +ALABAMA	OT 97-91	W
M. 9 +at Vanderbilt	82-104	L

Alabama Classic - Tuscaloosa, AL
@ Marshall Invitational - Huntington, WV

1972-73 11-15: 4-14 SEC

Coach: Kermit Davis

D. 1 SAMFORD	86-61	W
D. 4 TEXAS	80-69	W
D. 6 at South Alabama	OT 72-67	W
D. 8 SEWANEE	83-65	W
D. 28 North Texas State#	66-65	W
D. 29 East Carolina#	69-64	W
J. 2 Michigan State@	82-90	L
J. 3 Hawaii@	97-85	W
J. 6 +TENNESSEE	67-86	L
J. 8 +KENTUCKY	81-90	L
J. 13 +OLE MISS	61-74	L
J. 15 +at Auburn	77-82	L
J. 20 +at Vanderbilt	69-75	L
J. 27 +at Florida	64-66	L
J. 29 +at Georgia	90-84	W
F. 3 +at Alabama	86-96	L
F. 5 +LSU	78-84	L
F. 10 +at Tennessee	76-93	L

F. 12 +at Kentucky	OT 87-100	L
F. 17 +at Ole Miss	64-83	L
F. 19 +AUBURN	94-87	W
F. 24 +FLORIDA	81-75	W
F. 26 +GEORGIA	72-68	W
M. 1 +at LSU	82-94	L
M. 3 +ALABAMA	87-92	L
M. 10 +VANDERBILT	70-74	L

Pacemaker Classic - Monroe, LA
@ Senior Bowl Tournament - Mobile, AL

1973-74 16-10: 8-10 SEC

Coach: Kermit Davis

D. 1 COLLEGE OF CHARLESTON	88-64	W
D. 3 at Texas	87-82	W
D. 5 SAMFORD	110-74	W
D. 18 at Georgia Tech	85-77	W
D. 22 HOUSTON BAPTIST	85-74	W
D. 29 CHRISTIAN BROTHERS	73-62	W
J. 2 SIU-EDWARDSVILLE	86-81	W
J. 5 +FLORIDA	91-70	W
J. 7 +at Vanderbilt	69-75	L
J. 10 SOUTH FLORIDA	86-81	W
J. 12 +at Alabama	68-85	L
J. 14 +LSU	89-75	W
J. 19 +at Georgia	76-56	W
J. 21 +AUBURN	81-87	L
J. 26 +at Tennessee	61-70	L
J. 28 +at Ole Miss	67-72	L
F. 2 +KENTUCKY	70-82	L
F. 4 +at Florida	75-78	L
F. 9 +VANDERBILT	59-60	L
F. 11 +ALABAMA	74-76	L
F. 16 +at LSU	OT 87-84	W
F. 18 +GEORGIA	84-69	W
F. 23 +at Auburn	67-60	W
F. 25 +TENNESSEE	62-58	W
M. 2 +OLE MISS	OT 75-69	W
M. 4 +at Kentucky	69-108	L

1974-75 9-17: 5-13 SEC

Coach: Kermit Davis

N. 30 EVANSVILLE	90-69	W
D. 2 at Samford	91-80	W
D. 4 ARKANSAS	72-75	L
D. 6 Connecticut#	89-87	W
D. 7 at Missouri#	78-102	L
D. 19 GEORGIA TECH	61-64	L
D. 27 Southern Illinois@	81-75	W
D. 28 at Indiana State@	72-82	L
J. 4 +at Florida	82-94	L
J. 6 +VANDERBILT	85-96	L
J. 11 +ALABAMA	71-86	L
J. 13 +at LSU	93-84	W
J. 18 +GEORGIA	65-67	L
J. 20 +at Auburn	89-98	L
J. 25 +TENNESSEE	87-97	L
J. 27 +OLE MISS	100-80	W
F. 1 +at Kentucky	79-112	L
F. 3 +FLORIDA	2OT 104-107	L
F. 8 +at Vanderbilt	72-76	L
F. 10 +at Alabama	68-83	L
F. 15 +LSU	79-71	W
F. 17 +at Georgia	77-71	W
F. 22 +AUBURN	74-78	L
F. 24 +at Tennessee	83-109	L
M. 1 +at Ole Miss	84-78	W
M. 8 +KENTUCKY	80-118	L

Show Me Classic - Columbia, MO
@ Indiana Hall of Fame Classic - Terre Haute, IN

1975-76 13-13: 6-12 SEC

Coach: Kermit Davis

D. 1 INDIANA STATE	85-82	W
D. 4 CHICAGO STATE	113-81	W
D. 6 SOUTHWESTERN LOUISIANA	96-75	W
D. 17 at Evansville	73-85	L
D. 19 at Dayton#	56-54	W
D. 20 Long Beach State#	70-57	W

D. 29 SAMFORD	77-57	W
J. 3 +KENTUCKY	77-73	W
J. 5 +VANDERBILT	OT 66-71	L
J. 10 +at Florida	78-90	L
J. 12 +at Auburn	70-75	L
J. 17 +OLE MISS	65-54	W
J. 19 +LSU	90-83	W
J. 24 +at Alabama	81-92	L
J. 27 MISSOURI WESTERN	87-71	W
J. 31 +at Georgia	73-85	L
F. 2 +at Tennessee	66-75	L
F. 7 +FLORIDA	OT 71-78	L
F. 9 +AUBURN	75-74	W
F. 14 +at Ole Miss	76-66	W
F. 16 +at LSU	69-80	L
F. 21 +ALABAMA	61-65	L
F. 28 +GEORGIA	90-79	W
M. 1 +TENNESSEE	76-78	L
M. 6 +at Vanderbilt	75-76	L
M. 8 +at Kentucky	OT 93-94	L

Dayton Invitational - Dayton, OH

1976-77 14-13: 6-12 SEC

Coach: Kermit Davis

N. 27 KENTUCKY WESLEYAN	89-49	W
N. 29 NEW ORLEANS	86-83	W
D. 1 TROY STATE	87-69	W
D. 2 SOUTHERN MISSISSIPPI	96-72	W
D. 6 at Southwestern Louisiana	78-72	W
D. 9 NORTHEAST MISSOURI ST	107-58	W
D. 11 TEXAS	OT 91-89	W
D. 28 Wake Forest#	88-83	W
D. 29 at Old Dominion#	78-82	L
J. 3 +at Florida	75-97	L
J. 5 +at Auburn	81-79	W
J. 8 +OLE MISS	85-49	W
J. 12 +LSU	80-77	W
J. 15 +ALABAMA	63-65	L
J. 22 +at Georgia	73-82	L
J. 24 +at Tennessee	59-68	L
J. 29 +VANDERBILT	102-77	W
J. 31 +KENTUCKY	85-92	L
F. 5 +at Ole Miss	67-82	L
F. 7 +at LSU	66-71	L
F. 12 +at Alabama	69-73	L
F. 19 +GEORGIA	98-69	W
F. 21 +TENNESSEE	68-76	L
F. 26 +at Vanderbilt	66-68	L
F. 28 +at Kentucky	64-77	L
M. 5 +FLORIDA	72-79	L
M. 7 +AUBURN	89-75	W

Old Dominion Classic - Norfolk, VA



Kermit Davis was the head coach at Mississippi State when Humphrey Coliseum opened its doors for the first time on Dec. 1, 1975. That day, the Bulldogs posted an 85-82 victory against Indiana State.

MSU ALL-TIME RESULTS

1977-78 18-9: 13-5 SEC

Coach: Ron Greene

N. 26 BISCAYNE	95-78 W	
N. 28 Arkansas (@ Little Rock)	61-94	L
D. 3 at Texas	69-81	L
D. 5 NORTHEAST LOUISIANA	78-89	L
D. 7 BIRMINGHAM-SOUTHERN	81-55 W	
D. 10 MANSFIELD STATE	74-54 W	
D. 19 Southern Mississippi (@ Biloxi)	82-79 W	
D. 29 Syracuse#	66-76	L
D. 30 Vermont#	79-50 W	
J. 2 +LSU	OT 84-82 W	
J. 4 +OLE MISS	73-48 W	
J. 8 +at Alabama	59-76	L
J. 14 +at Georgia	57-44 W	
J. 16 +at Tennessee	70-68 W	
J. 21 +KENTUCKY	65-75	L
J. 23 +VANDERBILT	79-73 W	
J. 28 +at Florida	78-74 W	
J. 30 +at Auburn	74-85	L
F. 4 +ALABAMA	69-60 W	
F. 11 +GEORGIA	68-45 W	
F. 13 +TENNESSEE	62-60 W	
F. 18 +at Kentucky	56-58	L
F. 20 +at Vanderbilt	55-48 W	
F. 25 +FLORIDA	70-51 W	
F. 27 +AUBURN	OT 83-82 W	
M. 4 +at LSU	68-67 W	
M. 6 +at Ole Miss	60-61	L

Lobo Invitational - Albuquerque, NM



Featuring future first-round NBA draft picks Wiley Peck (#54) and Rickey Brown (#23), the 1978-79 Bulldog edition broke a 16-year postseason tournament drought for Mississippi State by participating in the 1979 National Invitation Tournament.

1978-79 19-9: 11-7 SEC

Coach: Jim Hatfield

N. 30 SOUTH ALABAMA	86-78 W	
D. 2 AUBURN-MONTGOMERY	90-68 W	
D. 4 SOUTHERN MISSISSIPPI	87-78 W	
D. 7 at Memphis State	93-64 W	
D. 9 MIDDLE TENNESSEE STATE	85-50 W	
D. 18 Iowa State (@ Jackson)	80-70 W	
D. 28 Oral Roberts#	91-69 W	
D. 29 at Louisville#	80-73 W	
J. 3 +at Alabama	65-87	L
J. 6 +at Georgia	67-69	L
J. 8 +at Tennessee	72-62 W	
J. 11 +OLE MISS	2OT 101-92 W	
J. 13 +VANDERBILT	74-68 W	
J. 15 +KENTUCKY	63-61 W	
J. 20 +at Florida	75-77	L
J. 22 +at Auburn	74-72 W	
J. 27 +ALABAMA	67-68	L
F. 3 +GEORGIA	86-62 W	
F. 5 +TENNESSEE	2OT 90-84 W	
F. 8 +LSU	48-52	L
F. 10 +at Vanderbilt	OT 68-70	L
F. 12 +at Kentucky	65-80	L
F. 17 +FLORIDA	80-64 W	
F. 19 +AUBURN	73-66 W	
F. 22 +at Ole Miss	68-64 W	
F. 24 +at LSU	65-57 W	
F. 28 Georgia*	72-75	L
M. 8 ALCORN STATES\$	78-80	L

Louisville Holiday Classic - Louisville, KY

* SEC Tournament - Birmingham, AL

\$ National Invitation Tournament

1979-80 13-14: 7-11 SEC

Coach: Jim Hatfield

N. 30 Cincinnati#	87-72 W	
D. 1 Alcorn State#	83-80 W	
D. 6 +VANDERBILT	OT 110-106 W	
D. 8 MOREHEAD STATE	84-62 W	
D. 15 +at Florida	90-72 W	
D. 18 at Iowa State	84-63 W	
D. 21 Iowa@	62-81	L
D. 22 Pacific@	65-63 W	
D. 27 Alcorn State%	75-82	L
D. 28 Rider%	72-64 W	
J. 2 +ALABAMA	80-66 W	
J. 5 +at LSU	58-80	L

J. 9 +GEORGIA	88-75 W	
J. 12 +at Auburn	67-77	L
J. 17 +TENNESSEE	61-70	L
J. 19 +at Ole Miss	64-75	L
J. 23 +KENTUCKY	67-89	L
J. 26 +at Vanderbilt	74-92	L
J. 30 +at Alabama	68-80	L
F. 2 +LSU	63-75	L
F. 6 +at Georgia	62-56 W	
F. 9 +AUBURN	76-72 W	
F. 13 +at Tennessee	73-85	L
F. 16 +OLE MISS	66-73	L
F. 20 +at Kentucky	65-71	L
F. 23 +FLORIDA	90-73 W	
F. 28 Alabama*	75-76	L

Babe McCarthy Tip-Off Tournament - Biloxi, MS

@ Dayton Invitational - Dayton, OH

% Senior Bowl Tournament - Mobile, AL

* SEC Tournament - Birmingham, AL

1980-81 8-19: 3-15 SEC

Coach: Jim Hatfield

D. 3 VIRGINIA TECH	68-61 W	
D. 6 +FLORIDA	89-68 W	
D. 13 TROY STATE	68-52 W	
D. 15 Southern Mississippi (@ Jackson)	53-68	L
D. 17 TENNESSEE-MARTIN	87-62 W	
D. 19 Southwestern Louisiana#	75-71 W	
D. 20 at Fresno State#	45-58	L
D. 29 Portland@	46-45 W	
D. 30 at Nevada-Las Vegas@	67-75	L
J. 3 +at Vanderbilt	61-79	L
J. 7 +ALABAMA	69-80	L
J. 10 +LSU	69-81	L
J. 14 +at Georgia	64-66	L
J. 17 +AUBURN	69-61 W	
J. 21 +at Tennessee	57-81	L
J. 24 +OLE MISS	OT 52-59 L	
J. 28 +at Kentucky	64-71	L
J. 31 +VANDERBILT	69-68 W	
F. 4 +at Alabama	79-91	L
F. 7 +at LSU	89-94	L
F. 11 +GEORGIA	OT 65-68 L	
F. 14 +at Auburn	55-66	L
F. 18 +TENNESSEE	70-73	L
F. 21 +at Ole Miss	61-72	L
F. 25 +KENTUCKY	74-78	L
F. 28 +at Florida	71-81	L
M. 4 Vanderbilt*	58-71	L

Sun Met Classic - Fresno, CA
 @ Holiday Classic - Las Vegas, NV
 * SEC Tournament - Birmingham, AL

1981-82 8-19: 3-15 SEC

Coach: Bob Boyd

N. 27 AUBURN-MONTGOMERY	68-43 W	
N. 29 +at Florida	62-70	L
D. 1 BIRMINGHAM-SOUTHERN	71-46 W	
D. 5 UT-CHATTANOOGA	69-57 W	
D. 7 MEMPHIS STATE	OT 48-47 W	
D. 12 TENNESSEE-MARTIN	41-65	L
D. 18 at Houston#	49-96	L
D. 19 Clemson#	32-59	L
D. 22 at Virginia Tech	53-75	L
J. 2 +VANDERBILT	53-66	L
J. 6 +ALABAMA	53-71	L
J. 9 +at LSU	56-78	L
J. 13 +GEORGIA	20-26	L
J. 16 +at Auburn	49-62	L
J. 20 +TENNESSEE	44-54	L
J. 23 +at Ole Miss	30-54	L
J. 27 +KENTUCKY	56-51 W	
J. 30 +at Vanderbilt	33-31 W	
F. 3 +at Alabama	63-66	L
F. 6 +LSU	43-57	L
F. 10 +at Georgia	49-71	L
F. 13 +AUBURN	59-45 W	
F. 17 +at Tennessee	48-50	L
F. 20 +OLE MISS	33-47	L
F. 24 +at Kentucky	54-71	L
F. 27 +FLORIDA	65-56 W	
M. 3 Auburn*	OT 36-38	L

Kettle Classic - Houston, TX

* SEC Tournament - Lexington, KY

1982-83 17-12: 9-9 SEC

Coach: Bob Boyd

N. 29 SOUTHERN MISSISSIPPI	81-58 W	
D. 1 at Houston	65-74	L
D. 4 NORTHWESTERN STATE	97-59 W	
D. 6 FLORIDA INTERNATIONAL	102-66 W	
D. 11 NORTH ALABAMA	80-49 W	
D. 17 Alabama-Birmingham#	67-47 W	
D. 18 at Tennessee-Chattanooga#	54-62	L
D. 28 at Tulane@	51-47 W	
D. 29 Southwestern Louisiana@	65-56 W	
J. 3 +at Auburn	66-77	L



MSU ALL-TIME RESULTS

J. 5	+at Florida	62-60	W
J. 8	+VANDERBILT	64-48	W
J. 10	+KENTUCKY	OT 53-59	L
J. 15	+at Tennessee	OT 75-74	W
J. 17	+at Georgia	59-75	L
J. 22	+OLE MISS	61-67	L
J. 24	+LSU	80-65	W
J. 31	+ALABAMA	78-69	W
F. 5	+at Vanderbilt	60-63	L
F. 8	+at Kentucky	67-88	L
F. 12	+TENNESSEE	75-66	W
F. 15	+GEORGIA	73-64	W
F. 19	+at Ole Miss	OT 67-69	L
F. 21	+at LSU	73-86	L
F. 26	+at Alabama	58-83	L
M. 3	+AUBURN	69-53	W
M. 5	+FLORIDA	73-62	W
M. 11	Vanderbilt*	76-61	W
M. 12	Alabama*	50-51	L

1983-84 9-19: 4-14 SEC

Coach: Bob Boyd

N. 28	BIRMINGHAM-SOUTHERN	47-40	W
N. 30	HOUSTON	62-68	L
D. 3	TROY STATE	77-49	W
D. 6	at Southern Mississippi	48-55	L
D. 10	at Memphis State	50-49	W
D. 13	ALABAMA-BIRMINGHAM	53-55	L
D. 17	NORTH ALABAMA	70-64	W
D. 22	+AUBURN	55-73	L
D. 29	Memphis State#	42-43	L
D. 30	at Southern California#	57-55	W
J. 4	+FLORIDA	55-56	L
J. 7	+at Vanderbilt	54-67	L
J. 11	+at Kentucky	42-51	L
J. 14	+TENNESSEE	OT 63-56	W
J. 16	+GEORGIA	52-54	L
J. 21	+at Ole Miss	64-56	W
J. 23	+at LSU	64-80	L
J. 28	+at Alabama	57-74	L
F. 2	+VANDERBILT	54-57	L
F. 6	+KENTUCKY	58-77	L
F. 11	+at Tennessee	42-45	L
F. 13	+at Georgia	45-69	L
F. 18	+OLE MISS	70-51	W
F. 20	+LSU	70-85	L
F. 26	+ALABAMA	74-70	W
M. 1	+at Auburn	53-68	L
M. 3	+at Florida	59-60	L
M. 7	Georgia*	49-52	L

Winston Tire Classic - Los Angeles, CA
* SEC Tournament - Nashville, TN

1984-85 13-15: 9-9 SEC

Coach: Bob Boyd

N. 27	JACKSON STATE	77-46	W
D. 1	DELTA STATE	76-58	W
D. 5	at Kansas State	58-67	L
D. 8	SOUTHEAST MISSOURI STATE	63-56	W
D. 11	SOUTHERN MISSISSIPPI	71-53	W
D. 15	MEMPHIS STATE	59-68	L
D. 17	at Alabama-Birmingham	63-65	L
D. 28	Purdue#	46-77	L
D. 29	Wake Forest#	65-67	L
J. 3	+at Alabama	71-67	W
J. 5	+LSU	83-69	W
J. 9	+GEORGIA	65-64	W
J. 12	+at Auburn	53-62	L
J. 16	+at Kentucky	57-58	L
J. 19	+OLE MISS	61-44	W
J. 23	+TENNESSEE	82-66	W
J. 26	+at Vanderbilt	71-70	W
J. 30	+at Florida	57-72	L
F. 2	+ALABAMA	48-46	W
F. 6	+at LSU	65-80	L
F. 9	+at Georgia	74-79	L
F. 13	+AUBURN	82-65	W

F. 16	+KENTUCKY	82-69	W
F. 20	+at Ole Miss	50-53	L
F. 23	+at Tennessee	64-79	L
F. 27	+VANDERBILT	71-81	L
M. 2	+FLORIDA	63-69	L
M. 7	Alabama*	31-42	L

Sun Bowl Classic - El Paso, TX
* SEC Tournament - Birmingham, AL

1985-86 8-22: 3-15 SEC

Coach: Bob Boyd

N. 25	at McNeese State	67-76	L
N. 30	Jackson State (@ Jackson)	77-62	W
D. 7	MISSISSIPPI COLLEGE	74-64	W
D. 10	DELTA STATE	53-56	L
D. 14	KANSAS STATE	58-63	L
D. 17	UT-CHATTANOOGA	47-48	L
D. 21	at Wichita State	57-64	L
D. 27	San Jose State#	75-65	W
D. 28	Indiana#	43-74	L
J. 2	+ALABAMA	OT 62-71	L
J. 4	+at LSU	84-90	L
J. 8	+at Georgia	55-72	L
J. 11	+AUBURN	56-72	L
J. 15	+KENTUCKY	52-64	L
J. 18	+at Ole Miss	56-57	L
J. 22	+at Tennessee	51-69	L
J. 25	+VANDERBILT	64-60	W
J. 29	+FLORIDA	64-73	L
F. 1	+at Alabama	54-72	L
F. 5	+LSU	62-68	L
F. 8	+GEORGIA	61-62	L
F. 12	+at Auburn	64-69	L
F. 15	+at Kentucky	62-88	L
F. 19	+OLE MISS	48-43	W
F. 22	+TENNESSEE	57-49	W
F. 26	+at Vanderbilt	65-77	L
M. 1	+at Florida	58-76	L
M. 5	Vanderbilt*	62-54	W
M. 6	Auburn*	65-63	W
M. 7	Alabama*	65-77	L

Hoosier Classic - Indianapolis, IN
* SEC Tournament - Lexington, KY

1986-87 7-21: 3-15 SEC

Coach: Richard Williams

N. 29	ILLINOIS WESLEYAN	83-78	W
D. 2	CHRISTIAN BROTHERS	77-52	W
D. 6	MISSISSIPPI COLLEGE	86-68	W
D. 10	WICHITA STATE	48-61	L
D. 13	DELTA STATE	68-56	W
D. 16	at Tennessee-Chattanooga	51-66	L
D. 26	San Jose State#	57-62	L
D. 28	Southwestern Louisiana#	56-62	L
D. 29	Idaho#	OT 67-70	L
J. 3	+at Alabama	49-64	L
J. 7	+at Florida	56-100	L
J. 10	+AUBURN	52-66	L
J. 12	+KENTUCKY	49-57	L
J. 14	+OLE MISS	63-62	W
J. 17	+at Georgia	41-48	L
J. 21	+at Tennessee	61-74	L
J. 25	+LSU	50-52	L
J. 28	+VANDERBILT	57-76	L
J. 31	+at Kentucky	36-50	L
F. 4	+ALABAMA	55-76	L
F. 7	+FLORIDA	56-84	L
F. 12	+at Auburn	45-59	L
F. 14	+at Ole Miss	65-79	L
F. 18	+GEORGIA	64-63	W
F. 21	+TENNESSEE	62-60	W
F. 25	+at LSU	46-55	L
F. 28	+at Vanderbilt	58-66	L
M. 5	LSU*	54-68	L

Far West Classic - Portland, OR
* SEC Tournament - Atlanta, GA

1987-88 14-15: 6-12 SEC

Coach: Richard Williams

N. 28	CHRISTIAN BROTHERS	93-78	W
D. 2	at Rice	72-68	W
D. 5	WESTERN NEW MEXICO	86-56	W
D. 9	EAST TENNESSEE STATE	86-59	W
D. 12	MERCER	66-50	W
D. 16	McNeese State (@ Jackson)	76-66	W
D. 19	at Southeastern Louisiana	60-51	W
D. 27	at Hawaii#	68-55	W
D. 29	Arizona State#	69-70	L
D. 30	Louisville#	62-86	L
J. 6	+at Kentucky	52-93	L
J. 9	+ALABAMA	59-56	W
J. 13	+FLORIDA	45-55	L
J. 16	+at Auburn	57-65	L
J. 20	+at Ole Miss	52-61	L
J. 23	+GEORGIA	80-72	W
J. 27	+TENNESSEE	48-63	L
J. 30	+at LSU	49-47	W
F. 3	+at Vanderbilt	66-82	L
F. 6	+KENTUCKY	59-83	L
F. 10	+at Alabama	48-61	L
F. 13	+at Florida	52-69	L
F. 17	+AUBURN	61-77	L
F. 20	+OLE MISS	67-57	W
F. 24	+at Georgia	35-49	L
F. 27	+at Tennessee	62-64	L
M. 2	+LSU	62-60	W
M. 5	+VANDERBILT	73-68	W
M. 10	Georgia*	43-64	L

Rainbow Classic - Honolulu, HI
* SEC Tournament - Baton Rouge, LA



A school-record three Mississippi State players were chosen in the 1983 NBA Draft, as (L-R) Terry Lewis, Kalpatrick Wells and Jeff Malone all went in the first four rounds.

100 Years Of Bulldog Basketball



MSU ALL-TIME RESULTS

1988-89 13-15: 7-11 SEC

Coach: Richard Williams

N. 28 RICE	63-61	W
D. 1 SOUTHEASTERN LOUISIANA	113-61	W
D. 6 at East Tennessee State	82-91	L
D. 10 Mercer (@ Albany, GA)	74-63	W
D. 13 NEW ORLEANS	76-65	W
D. 17 at Texas Christian	65-66	L
D. 20 EAST CAROLINA	88-79	W
D. 28 DePaul#	60-62	L
D. 29 Virginia#	86-84	W
J. 4 +at LSU	87-84	W
J. 7 +TENNESSEE	85-86	L
J. 11 +AUBURN	69-56	W
J. 14 +at Alabama	80-97	L
J. 19 +GEORGIA	68-79	L
J. 21 +at Florida	57-81	L
J. 25 +at Ole Miss	65-75	L
J. 28 +VANDERBILT	70-81	L
F. 1 +at Kentucky	61-73	L
F. 4 +LSU	96-79	W
F. 8 +at Tennessee	71-81	L
F. 11 +at Auburn	68-70	L
F. 15 +ALABAMA	61-57	W
F. 18 +at Georgia	86-85	W
F. 22 +FLORIDA	69-78	L
F. 25 +OLE MISS	74-69	W
M. 1 +at Vanderbilt	58-77	L
M. 4 +KENTUCKY	68-67	W
M. 9 Georgia*	68-83	L

USF&G Sugar Bowl Classic - New Orleans, LA
* SEC Tournament - Knoxville, TN

1989-90 16-14: 7-11 SEC

Coach: Richard Williams

N. 24 Northeast Louisiana#	75-68	W
N. 25 at Centenary#	96-80	W
N. 29 CENTENARY	112-74	W
D. 4 +at Kentucky	97-102	L
D. 7 CHRISTIAN BROTHERS	86-51	W
D. 16 at New Orleans	62-55	W
D. 19 at East Carolina	72-63	W
D. 29 Delaware@	66-65	W
D. 30 at Connecticut@	68-84	L
J. 4 +LSU	87-80	W
J. 6 +at Tennessee	77-82	L
J. 10 +at Auburn	71-93	L
J. 13 +ALABAMA	57-62	L
J. 17 +at Georgia	69-83	L
J. 20 +FLORIDA	98-73	W
J. 24 +OLE MISS	104-102	W
J. 27 +at Vanderbilt	68-81	L
J. 31 +KENTUCKY	87-86	W
F. 5 +at LSU	68-86	L
F. 7 +TENNESSEE	83-84	L
F. 10 +AUBURN	74-77	L
F. 13 +at Alabama	86-74	W
F. 17 +GEORGIA	74-82	L
F. 21 +at Florida	79-54	W
F. 24 +at Ole Miss	67-75	L
F. 28 +VANDERBILT	83-68	W
M. 3 TEXAS CHRISTIAN	64-60	W
M. 9 Alabama*	44-59	L
M. 15 BAYLOR\$	84-75	W
M. 19 at New Orleans\$	60-65	L

Century Cellunet Classic - Shreveport, LA
@ Connecticut Mutual Classic - Hartford, CT
* SEC Tournament - Orlando, FL
\$ National Invitation Tournament

1990-91 20-9: 13-5 SEC

Coach: Richard Williams

SEC Co-CHAMPIONS

N. 26 TENNESSEE TECH	109-76	W
N. 30 at Tennessee-Chattanooga	76-70	W
D. 4 at Jacksonville	79-65	W
D. 8 BALL STATE	86-72	W
D. 11 EASTERN KENTUCKY	94-67	W
D. 18 ALCORN STATE	120-65	W
D. 22 at Drake	82-80	W

D. 27 Ohio State#	80-82	L
D. 28 Miami, Fla.#	67-74	L
J. 2 +at Tennessee	70-65	W
J. 6 +OLE MISS	84-80	W
J. 9 +at Kentucky	70-89	L
J. 12 +VANDERBILT	85-62	W
J. 16 +GEORGIA	73-81	L
J. 19 +at Florida	82-85	L
J. 23 +ALABAMA	68-59	W
J. 26 +at Auburn	84-64	W
J. 30 +at LSU	82-79	W
F. 2 +TENNESSEE	95-68	W
F. 6 +at Vanderbilt	70-91	L
F. 9 +KENTUCKY	83-82	W
F. 13 +at Ole Miss	84-77	W
F. 16 +at Georgia	70-64	W
F. 20 +FLORIDA	81-67	W
F. 23 +at Alabama	72-97	L
F. 27 +AUBURN	94-76	W
M. 2 +LSU	76-73	W
M. 8 Tennessee*	70-87	L
M. 15 Eastern Michigan\$	56-76	L

Eastern Airlines Palm Beach Cl. - W. Palm Beach, FL
* SEC Tournament - Nashville, TN
\$ NCAA East Regional - Syracuse, NY

1991-92 15-13: 7-9 SEC

Coach: Richard Williams

N. 22 TENNESSEE-CHATTANOOGA	73-85	L
N. 27 TENNESSEE-MARTIN	86-54	W
N. 29 Prairie View A&M#	97-52	W
N. 30 at Southwestern Louisiana#	86-77	W
D. 3 at Ball State	52-81	L
D. 10 DRAKE	79-50	W
D. 14 JACKSONVILLE	77-74	W
D. 16 at Eastern Kentucky	87-68	W
D. 19 +at Vanderbilt	74-71	W
D. 21 at Tennessee Tech	90-84	W
D. 30 SAMFORD	72-48	W
J. 4 +ALABAMA	64-78	L
J. 11 +OLE MISS	84-72	W
J. 15 +at Arkansas	78-99	L
J. 18 +LSU	70-83	L
J. 22 at Austin Peay State	97-103	L
J. 25 +at South Carolina	60-57	W
J. 29 +at Auburn	75-72	W
F. 5 +GEORGIA	75-66	W
F. 8 +at Florida	66-87	L
F. 12 +TENNESSEE	94-76	W
F. 19 +KENTUCKY	84-89	L
F. 22 +at Ole Miss	78-86	L
F. 26 +at Alabama	69-79	L
F. 29 +ARKANSAS	76-84	L
M. 4 +AUBURN	77-70	W
M. 7 +at LSU	80-89	L
M. 12 Vanderbilt*	55-77	L

Louisiana Classics Tip-Off - Lafayette, LA
* SEC Tournament - Birmingham, AL

1992-93 13-16: 5-11 SEC

Coach: Richard Williams

D. 1 AUSTIN PEAY STATE	80-73	W
D. 4 Long Island#	61-52	W
D. 5 at Iowa#	54-69	L
D. 9 at Alabama-Birmingham	68-73	L
D. 17 NORTHEAST MISSOURI STATE	75-48	W
D. 20 Florida International@	58-51	W
D. 21 Southern Illinois@	64-76	L
D. 22 Eastern Michigan@	74-58	W
D. 29 BIRMINGHAM-SOUTHERN	75-71	W
J. 3 +AUBURN	77-71	W
J. 5 TENNESSEE TECH	110-65	W
J. 9 +at Georgia	73-86	L
J. 13 +LSU	76-84	L
J. 16 +at Tennessee	75-92	L
J. 20 +at Ole Miss	53-69	L
J. 23 +ALABAMA	66-53	W
J. 25 NORTHEAST LOUISIANA	75-67	W
J. 27 +ARKANSAS	80-76	W
F. 3 +at Kentucky	63-87	L

F. 6 +OLE MISS	53-56	L
F. 10 +at LSU	66-92	L
F. 13 +SOUTH CAROLINA	83-63	W
F. 17 +at Auburn	77-83	L
F. 20 +at Arkansas	58-115	L
F. 23 at Missouri-Kansas City	87-89	L
F. 27 +VANDERBILT	39-80	L
M. 3 +FLORIDA	78-71	W
M. 6 +at Alabama	80-92	L
M. 11 Georgia*	56-87	L


Amana-Hawkeye Classic - Iowa City, IA
@ San Juan Shootout - San Juan, PR
* SEC Tournament - Lexington, KY

1993-94 18-11: 9-7 SEC

Coach: Richard Williams

N. 30 TROY STATE	118-83	W
D. 4 SOUTHERN MISSISSIPPI	62-58	W
D. 7 ALABAMA-BIRMINGHAM	63-66	L
D. 11 SOUTHEASTERN LOUISIANA	81-55	W
D. 18 Tulane#	82-78	W
D. 21 at Northeast Louisiana	73-67	W
D. 28 Villanova@	82-90	L
D. 29 Northern Arizona@	85-64	W
J. 5 +TENNESSEE	80-66	W
J. 9 +at Ole Miss	81-69	W
J. 12 +at Auburn	91-86	W
J. 15 +GEORGIA	67-60	W
J. 19 +ARKANSAS	72-71	W
J. 22 +KENTUCKY	70-86	L
J. 26 +at LSU	66-52	W
J. 29 +at Alabama	69-70	L
F. 2 MISSOURI-KANSAS CITY	83-61	W
F. 5 +at Florida	75-84	L
F. 8 FLORIDA TECH	95-61	W
F. 12 +OLE MISS	72-52	W
F. 16 +at Vanderbilt	67-84	L
F. 19 +AUBURN	65-76	L
F. 23 +at South Carolina	73-72	W
F. 26 +LSU	86-66	W
M. 2 +ALABAMA	49-60	L
M. 5 +at Arkansas	62-80	L
M. 10 Tennessee*	73-69	W
M. 11 Kentucky*	76-95	L
M. 17 at Kansas State\$	67-78	L

Cellular South Miss. Beach Shootout - Biloxi, MS
@ Arizona State-Tribune Classic - Tempe, AZ
* SEC Tournament - Memphis, TN
\$ National Invitation Tournament



Richard Williams put MSU on the map with a Final Four showing in 1996.

100 Years Of Bulldog Basketball

MSU ALL-TIME RESULTS

1994-95 22-8: 12-4 SEC

Coach: Richard Williams
SEC WEST Co-CHAMPIONS

N. 28 SOUTHEASTERN LOUISIANA	106-67	W
D. 2 Colgate#	80-76	W
D. 3 at Montana#	2OT 90-85	W
D. 6 at Brigham Young	OT 68-74	L
D. 10 NORTHEAST LOUISIANA	70-56	W
D. 17 Southern Mississippi@	64-66	L
D. 27 St. Joseph's%	76-66	W
D. 28 Wyoming%	61-57	W
J. 3 +SOUTH CAROLINA	71-56	W
J. 7 +at Georgia	60-59	W
J. 11 +at Arkansas	74-79	L
J. 14 +OLE MISS	94-52	W
J. 16 NORTHWESTERN STATE	98-58	W
J. 21 +at Alabama	64-68	L
J. 25 +LSU	73-60	W
J. 30 NICHOLLS STATE	81-65	W
F. 1 +FLORIDA	70-47	W
F. 4 +ARKANSAS	83-62	W
F. 8 +at LSU	67-61	W
F. 11 +AUBURN	69-70	L
F. 14 +at Kentucky	76-71	W
F. 18 +at Tennessee	60-52	W
F. 22 +VANDERBILT	76-48	W
F. 25 +at Ole Miss	46-42	W
M. 1 +at Auburn	69-76	L
M. 4 +ALABAMA	71-67	W
M. 10 Florida*	64-80	L
M. 17 Santa Clara (@ Boise, ID)\$	75-67	W
M. 19 Utah (@ Boise, ID)\$	78-64	W
M. 23 UCLA (@ Oakland, CA)\$	67-86	L

Missoulian/Coca-Cola Classic XV - Missoula, MT
@ Cellular South Shootout - Biloxi, MS
% MiniMart/Gatorade Wyoming Cowboy Shootout - Casper, WY
* SEC Tournament - Atlanta, GA
\$ NCAA West Regional

1995-96 26-8: 10-6 SEC

Coach: Richard Williams
SEC WEST & TOURNAMENT CHAMPIONS

N. 25 SOUTHEASTERN LOUISIANA	121-78	W
N. 28 UNC WILMINGTON	77-54	W
D. 2 BRIGHAM YOUNG	79-74	W
D. 5 TROY STATE	123-73	W
D. 9 ARKANSAS-LITTLE ROCK	68-70	L
D. 16 at Southern Mississippi	OT 72-69	W
D. 19 at Northeast Louisiana	66-60	W
D. 29 Oregon State#	76-62	W
D. 30 Nebraska#	69-66	W
J. 3 +at LSU	77-64	W
J. 6 +at Florida	69-66	W
J. 9 +KENTUCKY	56-74	L
J. 13 +ALABAMA	55-56	L
J. 17 +OLE MISS	53-47	W
J. 20 +at Arkansas	68-80	L
J. 24 +at South Carolina	69-77	L
J. 27 +TENNESSEE	60-59	W
J. 31 +GEORGIA	76-73	W
F. 4 +at Auburn	OT 78-75	W
F. 6 +ARKANSAS	78-63	W
F. 10 at Oklahoma	76-71	W
F. 17 +at Ole Miss	64-71	L
F. 21 +LSU	88-77	W
F. 24 +at Alabama	73-65	W
F. 28 +at Vanderbilt	64-69	L
M. 2 +AUBURN	67-51	W
M. 8 Auburn*	69-58	W
M. 9 Georgia*	86-68	W
M. 10 Kentucky*	84-73	W
M. 14 VCU (@ Indianapolis, IN)\$	58-51	W
M. 16 Princeton (@ Indianapolis, IN)\$	63-41	W
M. 22 Connecticut (@ Lexington, KY)\$	60-55	W
M. 24 Cincinnati (@ Lexington, KY)\$	73-63	W
M. 30 Syracuse (@ E. Rutherford, NJ)!	69-77	L

Ford Far West Classic - Portland, OR
* SEC Tournament - New Orleans, LA
\$ NCAA Southeast Regional
! NCAA Final Four

1996-97 12-18: 6-10 SEC

Coach: Richard Williams

N. 23 NORTHWESTERN STATE	78-61	W
N. 26 SOUTHEASTERN LOUISIANA	77-63	W
N. 30 JAMES MADISON	72-75	L
D. 3 Wake Forest#	43-74	L
D. 8 George Washington@	36-57	L
D. 9 California@	45-78	L
D. 14 LOYOLA (NEW ORLEANS)	98-32	W
D. 17 TEXAS SOUTHERN	95-64	W
D. 19 OLD DOMINION	80-73	W
D. 21 at UNC Wilmington	54-71	L
D. 30 Bowling Green State%	59-75	L
D. 31 Fresno State%	62-60	W
J. 1 Old Dominion%	OT 71-72	L
J. 4 +LSU	69-66	W
J. 7 +at Kentucky	61-90	L
J. 11 +SOUTH CAROLINA	65-73	L
J. 15 +OLE MISS	75-64	W
J. 21 +at Arkansas	64-98	L
J. 25 +VANDERBILT	60-53	W
J. 29 +at LSU	68-60	W
F. 1 +ALABAMA	64-51	W
F. 5 +at Auburn	68-81	L
F. 8 +at Georgia	54-56	L
F. 12 +FLORIDA	69-72	L
F. 15 +at Tennessee	53-54	L
F. 19 +at Ole Miss	61-84	L
F. 23 +ARKANSAS	93-77	W
F. 26 +AUBURN	64-68	L
M. 1 +at Alabama	49-78	L
M. 6 *Vanderbilt	OT 67-73	L


DIRECTV Great Eight - Chicago, IL
@ Franklin National Bank Classic - Landover, MD
% Puerto Rico Holiday Classic - San Juan, PR
* SEC Tournament - Memphis, TN

1997-98 15-15: 4-12 SEC

Coach: Richard Williams

N. 15 CENTENARY	64-40	W
N. 18 TEXAS-PAN AMERICAN	90-60	W
N. 21 Alaska Fairbanks#	2OT 66-64	W
N. 22 Gonzaga#	68-70	L
N. 23 Southwest Missouri State#	79-68	W
N. 26 TENNESSEE TECH	83-57	W
N. 29 NORTHWESTERN STATE	84-73	W
D. 6 OKLAHOMA	OT 67-65	W
D. 16 at James Madison	73-69	W
D. 18 at Old Dominion	62-57	W
D. 20 Tenn.-Martin (@ Tupelo, MS)	80-60	W
D. 27 St. Joseph's@	58-65	L
D. 28 Penn State@	58-57	W
J. 3 +at Alabama	56-52	W
J. 7 +at Arkansas	70-83	L
J. 10 +KENTUCKY	71-77	L
J. 17 +at Vanderbilt	73-77	L
J. 21 +GEORGIA	69-64	W
J. 24 +at Ole Miss	2OT 77-81	L
J. 28 +AUBURN	66-69	L
J. 31 +ARKANSAS	73-76	L
F. 4 +at Florida	OT 78-82	L
F. 7 +at Auburn	OT 66-68	L
F. 11 +LSU	85-48	W
F. 14 +at South Carolina	65-76	L
F. 17 +TENNESSEE	63-87	L
F. 21 +OLE MISS	78-82	L
F. 25 +ALABAMA	70-85	L
F. 28 +at LSU	63-62	W
M. 5 Georgia*	76-79	L

Can You Score Top of the World Classic - Fairbanks, AK
@ Sierra Providence Sun Classic - El Paso, TX
* SEC Tournament - Atlanta, GA



All-SEC forwards Greg Carter (left) and Cameron Burns led MSU to its first back-to-back post-season berths in 1990 and 1991.

1998-99 20-13: 8-8 SEC

Coach: Rick Stansbury

N. 17 Ark.-Pine Bluff (@ Jackson, MS)	105-53	W
N. 21 Northwestern St. (@ Tupelo, MS)	75-46	W
N. 25 BELMONT	66-65	W
N. 28 TENNESSEE-MARTIN	85-67	W
N. 30 SAM HOUSTON STATE	80-67	W
D. 2 JACKSONVILLE STATE	73-54	W
D. 8 CENTENARY	59-54	W
D. 12 SOUTHEASTERN LOUISIANA	97-60	W
D. 21 Southwestern Louisiana#	58-60	L
D. 22 Eastern Kentucky#	75-62	W
D. 28 Texas@	77-81	L
D. 29 Florida State@	58-69	L
D. 30 Southwestern Louisiana@	62-58	W
J. 2 +SOUTH CAROLINA	66-60	W
J. 6 +at Georgia	60-63	L
J. 9 +at Alabama	55-50	W
J. 13 +ARKANSAS	59-61	L
J. 16 +LSU	55-53	W
J. 20 +at Ole Miss	68-81	L
J. 23 +at Kentucky	49-76	L
J. 27 +at Auburn	54-64	L
J. 30 +FLORIDA	66-63	W
F. 3 +ALABAMA	79-50	W
F. 6 +at Tennessee	88-82	W
F. 10 +VANDERBILT	67-62	W
F. 13 +at Arkansas	62-82	L
F. 20 +OLE MISS	72-69	W
F. 24 +at LSU	63-74	L
F. 27 +AUBURN	73-76	L
M. 4 Vanderbilt*	76-58	W
M. 5 Tennessee*	62-56	W
M. 6 Arkansas*	OT 79-84	L
M. 10 at Colorado State\$	56-69	L

Golden Bear Classic - Oakland, CA
@ Outrigger Hotels Rainbow Classic - Honolulu, HI
* SEC Tournament - Atlanta, GA
\$ National Invitation Tournament

1999-2000 14-16: 5-11 SEC

Coach: Rick Stansbury

N. 21 ALABAMA A&M	89-67	W
N. 23 ARKANSAS-PINE BLUFF	107-67	W
N. 26 Valparaiso#	59-68	L
N. 27 Rutgers#	69-74	L
N. 28 Northwestern#	70-65	W

100 Years Of Bulldog Basketball



MSU ALL-TIME RESULTS

D. 1 SOUTHEASTERN LOUISIANA	70-56	W	J. 17 TULANE	83-66	W	J. 26 +LSU	84-61	W
D. 4 WESTERN KENTUCKY	81-69	W	J. 20 +at Tennessee	79-84	L	J. 30 +at Auburn	72-64	W
D. 7 SOUTH CAROLINA STATE	88-58	W	J. 24 +LSU	73-82	L	F. 2 +at Florida	48-76	L
D. 11 CENTENARY	98-76	W	J. 27 +OLE MISS	79-69	W	F. 6 +GEORGIA	68-86	L
D. 21 Stanford@	56-76	L	J. 31 +at Auburn	56-60	L	F. 9 +ALABAMA	76-62	W
D. 29 Idaho%	86-81	W	F. 3 +at Arkansas	72-83	L	F. 13 +at LSU	OT 65-68	L
D. 30 at Montana State%	70-74	L	F. 7 +ALABAMA	84-70	W	F. 16 +AUBURN	89-53	W
J. 5 +GEORGIA	71-59	W	F. 10 +at Kentucky	57-76	L	F. 20 +at Vanderbilt	66-43	W
J. 8 +at Alabama	OT 74-77	L	F. 14 +at Ole Miss	48-51	L	F. 23 +OLE MISS	61-59	W
J. 12 +at Ole Miss	61-59	W	F. 17 +AUBURN	85-74	W	F. 27 +ARKANSAS	89-83	W
J. 16 +AUBURN	45-51	L	F. 21 +VANDERBILT	80-63	W	M. 2 +at South Carolina	64-57	W
J. 19 at Jacksonville State	73-61	W	F. 24 +at LSU	55-48	W	M. 8 Florida*	62-52	W
J. 22 +at Arkansas	73-83	L	F. 28 +at Georgia	73-94	L	M. 9 LSU*	57-51	W
J. 29 +at Auburn	57-73	L	M. 3 +SOUTH CAROLINA	77-73	W	M. 10 Alabama*	61-58	W
F. 2 +LSU	68-66	W	M. 8 South Carolina*	62-69	L	M. 15 McNeese State (@ Dallas, TX)\$	70-58	W
F. 6 +TENNESSEE	81-88	L	M. 14 SOUTHERN MISSISSIPPI	75-68	W	M. 17 Texas (@ Dallas, TX)\$	64-68	L
F. 9 +at Vanderbilt	64-65	L	M. 19 at Pittsburgh\$	66-61	W	# Las Vegas Classic - Las Vegas, NV		
F. 12 +ARKANSAS	81-87	L	M. 21 TULSA\$	75-77	L	@ Chick-fil-A Peach Bowl Cl. for Kids - Atlanta, GA		
F. 16 +at South Carolina	67-68	L	# Tivo Preseason NIT			* SEC Tournament - Atlanta, GA		
F. 19 +at Florida	58-88	L	@ Bank One Fiesta Bowl Classic - Tucson, AZ			\$ NCAA Midwest Regional		
F. 23 +OLE MISS	80-67	W	* SEC Tournament - Nashville, TN					
F. 26 +at LSU	66-71	L	\$ Tivo National Invitation Tournament					
F. 29 +KENTUCKY	61-73	L						
M. 4 +ALABAMA	92-70	W						
M. 9 Vanderbilt*	53-76	L						

2000-01 **18-13: 7-9 SEC**
Coach: Rick Stansbury
 N. 13 at California# OT 76-83 L
 N. 18 McNEESE STATE 83-74 W
 N. 21 MISSISSIPPI VALLEY STATE 93-58 W
 N. 30 ALABAMA A&M 102-60 W
 D. 2 RICHMOND 72-83 L
 D. 5 LOUISIANA TECH 68-63 W
 D. 9 MONTANA STATE 81-63 W
 D. 18 Southeastern La. (@ Southaven, MS) 78-58 W
 D. 28 Louisiana-Lafayette@ 90-80 W
 D. 30 at Arizona@ 75-74 W
 J. 6 +ARKANSAS 87-73 W
 J. 10 +FLORIDA 80-81 L
 J. 13 +at Alabama 59-72 L

2001-02 **27-8: 10-6 SEC**
Coach: Rick Stansbury
SEC TOURNAMENT CHAMPIONS
 N. 17 NICHOLLS STATE 95-59 W
 N. 19 FLORIDA A&M 92-55 W
 N. 21 ARKANSAS-LITTLE ROCK 93-81 W
 N. 24 at Louisiana-Lafayette 79-71 W
 N. 28 ALABAMA A&M 70-45 W
 D. 2 SOUTH ALABAMA 73-66 W
 D. 5 at Richmond 71-57 W
 D. 8 ARKANSAS STATE 91-83 W
 D. 15 UL Monroe (@ Southaven, MS)# 104-67 W
 D. 16 Georgia State@ 72-63 W
 D. 20 Richmond# 74-72 W
 D. 21 Cincinnati# 56-90 L
 D. 22 Illinois-Chicago# 77-74 W
 D. 29 at Tulane 77-66 W
 J. 5 +KENTUCKY OT 74-69 W
 J. 8 +at Arkansas 64-75 L
 J. 12 +at Ole Miss 59-66 L
 J. 16 +TENNESSEE OT 92-91 W
 J. 19 +at Alabama 73-85 L

2002-03 **21-10: 9-7 SEC**
Coach: Rick Stansbury
SEC WEST CHAMPIONS
 N. 23 LOUISIANA-LAFAYETTE 76-79 L
 N. 25 McNEESE STATE 81-65 W
 N. 30 JACKSONVILLE 100-65 W
 D. 2 ALABAMA A&M 100-58 W
 D. 4 JACKSON STATE 71-56 W
 D. 7 LOUISIANA TECH 78-38 W
 D. 14 Xavier (@ New York, NY) 71-61 W
 D. 18 Georgia State (@ Jackson, MS) 78-54 W
 D. 28 Oklahoma# 54-45 W
 D. 30 at South Alabama 85-74 W
 J. 2 at UAB 68-52 W
 J. 7 +FLORIDA 66-74 L
 J. 11 +at LSU 72-85 L
 J. 15 +at Alabama OT 62-68 L
 J. 22 +SOUTH CAROLINA 64-48 W
 J. 25 +LSU 67-64 W
 J. 29 +at Ole Miss 58-57 W
 F. 1 +at Georgia 63-67 L
 F. 5 +VANDERBILT 82-60 W
 F. 8 +ARKANSAS 84-54 W
 F. 15 +OLE MISS OT 68-64 W
 F. 19 +at Auburn 63-46 W
 F. 23 +at Kentucky 62-70 L
 F. 26 +ALABAMA 59-55 W
 M. 1 +at Arkansas 51-53 L
 M. 5 +at Tennessee 49-59 L
 M. 8 +AUBURN 67-45 W
 M. 14 Ole Miss* 73-64 W
 M. 15 LSU* 76-61 W
 M. 16 Kentucky* 57-64 L
 M. 21 Butler\$ 46-47 L

1995-96 NCAA Final Four (26-8)



The most decorated basketball team in Mississippi State history, the 1995-96 Bulldogs claimed the SEC's Western Division championship and captured the school's first-ever SEC Tournament title in New Orleans, La., en route to advancing to the NCAA Final Four at the Meadowlands in East Rutherford, N.J.

2003-04 **26-4: 14-2 SEC**
Coach: Rick Stansbury
SEC OVERALL WEST CHAMPIONS
 N. 22 TENNESSEE-MARTIN 90-74 W
 N. 26 SOUTH ALABAMA 71-62 W
 N. 29 at Western Kentucky 81-75 W
 D. 1 McNEESE STATE 92-69 W
 D. 3 LOUISIANA-MONROE 76-52 W
 D. 6 UAB 86-84 W
 D. 13 XAVIER 82-70 W
 D. 16 New Orleans (@ Tupelo, MS) 77-59 W
 D. 20 at Santa Clara OT 66-61 W
 D. 27 at Tulane# 72-50 W
 J. 3 at Arkansas-Little Rock 68-58 W
 J. 7 +at Ole Miss 61-54 W
 J. 10 +ARKANSAS 80-62 W
 J. 13 +KENTUCKY 66-67 L
 J. 17 +at LSU 64-54 W
 J. 21 +at Florida 79-68 W
 J. 24 +GEORGIA 71-58 W
 J. 28 +TENNESSEE 82-60 W

100 Years Of Bulldog Basketball



MSU ALL-TIME RESULTS

J. 31 +at Auburn	73-68	W	J. 25 +TENNESSEE	65-88	L	F. 2 +TENNESSEE	71-76	L		
F. 7 +OLE MISS	80-56	W	J. 28 +at Alabama	59-65	L	F. 6 +ALABAMA	73-66	W		
F. 11 +at South Carolina	79-75	W	F. 1 +KENTUCKY	66-81	L	F. 9 +at Auburn	83-64	W		
F. 14 +at Arkansas	77-70	W	F. 4 +AUBURN	71-53	W	F. 16 +ARKANSAS	80-74	W		
F. 21 +ALABAMA	73-77	L	F. 11 +at South Carolina	61-83	L	F. 20 +at Ole Miss	63-74	L		
F. 25 +LSU	84-58	W	F. 15 +at LSU	59-72	L	F. 23 +at South Carolina	OT	61-56	W	
F. 28 +at Vanderbilt	72-69	W	F. 18 +OLE MISS	84-55	W	F. 27 +AUBURN	89-78	W		
M. 2 +AUBURN	105-91	W	F. 22 +at Auburn	71-75	L	M. 1 +at Florida	68-59	W		
M. 6 +at Alabama	OT	82-81	F. 25 +GEORGIA	83-68	W	M. 5 +at Vanderbilt	OT	85-86	L	
M. 12 Vanderbilt*	OT	70-74	M. 1 +at Arkansas	70-80	L	M. 8 +LSU	84-75	W		
M. 19 Monmouth\$	85-52	W	M. 4 +ALABAMA	71-58	W	M. 14 Alabama\$	OT	69-67	W	
M. 21 Xavier\$	74-89	L	M. 9 South Carolina*	44-59	L	M. 15 Georgia\$	60-64	L		
# <i>Nokia Sugar Bowl Classic - New Orleans, LA</i>			# <i>San Juan Shootout - Guaynabo, PR</i>			M. 21 Oregon!			76-69	W
* <i>SEC Tournament - Atlanta, GA</i>			* <i>SEC Tournament - Nashville, TN</i>			M. 23 Memphis!			74-77	L
\$ <i>NCAA Atlanta Regional - Orlando, FL</i>						* <i>Anaheim Classic - Anaheim, CA</i>				
						^ <i>Coors Classic - Mobile, AL</i>				
						\$ <i>SEC Tournament - Atlanta, GA</i>				
						! <i>NCAA Tournament - Little Rock, AR</i>				

2004-05 23-11: 9-7 SEC

Coach: Rick Stansbury
SEC OVERALL WEST CHAMPIONS

N. 11 Fairfield#	53-49	W
N. 12 at Birmingham-Southern#	55-48	W
N. 18 Syracuse@	58-71	L
N. 19 Saint Mary's@	67-54	W
N. 21 NICHOLLS STATE	98-69	W
N. 23 UMKC	82-64	W
D. 2 SOUTH ALABAMA	66-52	W
D. 5 Arizona%	64-68	L
D. 11 ARKANSAS-LITTLE ROCK	83-53	W
D. 13 at New Orleans	74-59	W
D. 18 at Xavier	80-74	W
D. 20 FLORIDA A&M	104-80	W
D. 22 Jacksonville St. (@ Jackson, MS)	95-53	W
D. 30 Virginia Tech^	71-65	W
J. 5 +AUBURN	90-53	W
J. 8 +at Ole Miss	87-76	W
J. 12 +at Tennessee	63-64	L
J. 15 +ARKANSAS	80-55	W
J. 18 +at Alabama	49-98	L
J. 22 +SOUTH CAROLINA	73-65	W
J. 29 +at LSU	62-69	L
F. 1 +FLORIDA	71-57	W
F. 5 +at Auburn	76-90	L
F. 12 +VANDERBILT	60-54	W
F. 16 +LSU	72-80	L
F. 19 +at Kentucky	78-94	L
F. 23 +at Georgia	76-62	W
F. 26 +OLE MISS	71-68	W
M. 1 +at Arkansas	57-55	W
M. 5 +ALABAMA	63-68	L
M. 10 Georgia*	76-65	W
M. 11 Florida*	64-80	L
M. 18 Stanford\$	93-70	W
M. 20 Duke\$	55-63	L

Coaches vs. Cancer Classic - Birmingham, AL
@ *Coaches vs. Cancer Classic - New York, NY*
% *John R. Wooden Classic - Anaheim, CA*
^ *Nokia Sugar Bowl Classic - New Orleans, LA*
* *SEC Tournament - Atlanta, GA*
\$ *NCAA Austin Regional - Charlotte, NC*

2006-07 21-14: 8-8 SEC

Coach: Rick Stansbury
SEC WEST Co-CHAMPIONS

N. 11 NICHOLLS	90-55	W	
N. 13 LOYOLA MARYMOUNT	61-37	W	
N. 18 WINTHROP	63-74	L	
N. 21 at Clemson	66-69	L	
N. 29 CHARLOTTE	78-69	W	
D. 2 TEXAS A&M-CORPUS CHRISTI	96-72	W	
D. 9 SOUTH ALABAMA	84-46	W	
D. 11 at Miami (FL)	70-52	W	
D. 16 McNEESE STATE	89-63	W	
D. 18 ALABAMA STATE	74-59	W	
D. 21 New Orleans (@ Jackson, MS)	89-63	W	
D. 30 at George Mason	59-63	L	
J. 2 at Missouri	75-83	L	
J. 7 +at Tennessee	84-92	L	
J. 10 +OLE MISS	77-67	W	
J. 13 +at Kentucky	60-64	L	
J. 20 +AUBURN	87-76	W	
J. 24 +FLORIDA	67-70	L	
J. 27 +SOUTH CAROLINA	63-66	L	
J. 30 +at Ole Miss	73-85	L	
F. 3 +LSU	85-78	W	
F. 7 +at Alabama	79-80	L	
F. 10 +at Auburn	91-83	W	
F. 14 +ARKANSAS	84-60	W	
F. 17 +at LSU	56-50	W	
F. 21 +VANDERBILT	83-70	W	
F. 24 +at Georgia	73-86	L	
F. 28 +at Arkansas	58-67	L	
M. 4 +ALABAMA	91-67	W	
M. 9 Kentucky*	OT	84-82	W
M. 10 Arkansas*	72-81	L	
M. 13 MISSISSIPPI VALLEY STATES	82-63	W	
M. 17 BRADLEY\$	101-72	W	
M. 20 FLORIDA STATE\$	86-71	W	
M. 27 West Virginia! (@ New York, NY)	62-63	L	

* *SEC Tournament - Atlanta, GA*
\$ *MasterCard NIT - Starkville, MS*
! *MasterCard NIT Semifinals*

2007-08 23-11: 12-4 SEC

Coach: Rick Stansbury
SEC WEST CHAMPIONS

N. 10 LOUISIANA TECH	75-45	W
N. 15 CLEMSON	82-84	L
N. 17 UT MARTIN	86-70	W
N. 22 UC Irvine*	68-53	W
N. 23 Southern Illinois*	49-63	L
N. 25 Miami-Ohio*	60-67	L
D. 1 MURRAY STATE	78-61	W
D. 8 SOUTHEASTERN LOUISIANA	84-59	W
D. 13 MIAMI-FLORIDA	58-64	L
D. 15 at South Alabama^	67-71	L
D. 19 at Loyola Marymount	85-54	W
D. 21 at Texas A&M Corpus Christi	95-70	W
D. 30 MISSOURI	87-75	W
J. 5 Lafayette (@ Jackson, MS)	77-53	W
J. 9 +at LSU	61-39	W
J. 12 +GEORGIA	60-49	W
J. 15 +KENTUCKY	69-64	W
J. 19 +at Alabama	66-56	W
J. 26 +OLE MISS	88-68	W
J. 30 +at Arkansas	58-78	L

2005-06 15-15: 5-11 SEC

Coach: Rick Stansbury

N. 19 CHATTANOOGA	64-48	W	
N. 21 ARKANSAS STATE	68-63	W	
N. 23 at Charlotte	53-38	W	
N. 26 NORTHWESTERN STATE	OT	75-76	L
N. 28 SOUTHEASTERN LOUISIANA	46-57	L	
N. 30 NEW ORLEANS	67-59	W	
D. 3 SANTA CLARA	OT	82-69	W
D. 10 TROY	OT	88-77	W
D. 15 Jacksonville St. (@ Jackson, MS)	104-80	W	
D. 19 Liberty#	78-67	W	
D. 20 Akron#	72-83	L	
D. 21 Holy Cross#	76-75	W	
D. 30 GEORGE MASON	63-61	W	
J. 7 +ARKANSAS	69-67	W	
J. 11 +at Florida	60-75	L	
J. 14 +at Ole Miss	65-75	L	
J. 18 +LSU	57-71	L	
J. 21 +at Vanderbilt	52-80	L	

2008-09 23-13: 9-7 SEC

Coach: Rick Stansbury
SEC TOURNAMENT CHAMPIONS

N. 15 CENTENARY	77-55	W	
N. 17 LOUISIANA-MONROE	78-49	W	
N. 19 NORTH ALABAMA	102-61	W	
N. 22 FAIRLEIGH DICKINSON	84-58	W	
N. 25 at St. Bonaventure	76-71	W	
N. 28 Washington State#	52-63	L	
N. 29 Texas Tech#	73-77	L	
D. 6 ALABAMA STATE	76-67	W	
D. 10 CHARLOTTE	64-70	L	
D. 13 SOUTH ALABAMA	79-60	W	
D. 18 Cincinnati^	63-75	L	
D. 22 Nicholls State (@ Jackson, MS)	74-68	W	
D. 30 SAN DIEGO	OT	61-64	L
J. 3 HOUSTON	82-65	W	
J. 5 WESTERN KENTUCKY	95-67	W	
J. 10 +at Arkansas	70-56	W	
J. 14 +ALABAMA	83-74	W	
J. 17 +VANDERBILT	73-66	W	
J. 21 +at LSU	57-81	L	
J. 24 +at Georgia	67-61	W	
J. 31 +OLE MISS	63-67	L	
F. 3 +at Kentucky	66-57	W	
F. 7 +ARKANSAS	86-77	W	
F. 11 +LSU	2OT	94-97	L
F. 14 +at Auburn	76-91	L	
F. 18 +SOUTH CAROLINA	75-70	W	
F. 21 +at Alabama	2OT	85-87	L
F. 25 +at Tennessee	76-81	L	
F. 28 +AUBURN	58-76	L	
M. 4 +FLORIDA	80-71	W	
M. 7 +at Ole Miss	82-80	W	
M. 12 Georgia*	79-60	W	
M. 13 South Carolina*	82-68	W	
M. 14 LSU*	67-57	W	
M. 15 Tennessee*	64-61	W	
M. 19 Washington\$	58-71	L	

Legends Classic - Newark, NJ
^ *SEC/Big East Challenge - Cincinnati, OH*
* *SEC Tournament - Tampa, FL*
\$ *NCAA Tournament - Portland, OR*

DID YOU KNOW . . .

Entering the 2011-12 season, 14th-year coach Rick Stansbury ranks 10th all-time in SEC history with 272 victories. During his tenure, the Bulldogs have won eight different SEC crowns - 5 Western Division titles, 1 overall championship and 2 SEC tournaments.

100 Years Of Bulldog Basketball



MSU ALL-TIME RESULTS

2009-10 24-12: 9-7 SEC

Coach: Rick Stansbury
SEC WEST CHAMPIONS

N. 13 RIDER	88-74	L
N. 19 SOUTHEASTERN LOUISIANA	82-67	W
N. 21 BETHUNE-COOKMAN	67-51	W
N. 24 TEXAS-PAN AMERICAN	75-50	W
N. 27 Richmond#	63-62	L
N. 28 Old Dominion#	69-55	W
D. 5 ST. BONAVENTURE	105-53	W
D. 10 DePaul!	76-45	W
D. 12 UCLA^	72-54	W
D. 16 WRIGHT STATE	80-69	W
D. 19 at Houston	70-64	W
D. 22 Centenary (@ Jackson, MS)	88-51	W
D. 28 MISSISSIPPI VALLEY STATE	73-45	W
D. 31 at San Diego	77-68	W
J. 4 at Western Kentucky	55-52	L
J. 9 +at Ole Miss	80-75	W
J. 14 +ARKANSAS	82-80	W
J. 16 +GEORGIA	72-69	W
J. 23 +at Alabama	62-57	L
J. 28 +at Arkansas	67-62	L
J. 30 +LSU	67-51	W
F. 3 +at Vanderbilt	75-72	L
F. 6 +at Florida	69-62	L
F. 11 +OLE MISS	71-63	W
F. 13 +AUBURN	85-75	W
F. 16 +KENTUCKY	OT 81-75	L
F. 20 +at LSU	60-59	W
F. 24 +ALABAMA	74-66	W
F. 27 +at South Carolina	76-63	W
M. 3 +at Auburn	89-80	L
M. 6 +TENNESSEE	75-59	L
M. 12 Florida*	75-69	W
M. 13 Vanderbilt*	62-52	W
M. 14 Kentucky*	OT 75-74	L
M. 16 Jackson State\$	81-67	W
M. 20 North Carolina\$	76-74	L

South Padre Invitational - South Padre Island, Texas

! SEC/Big East Challenge - Tampa, FL

^SEC Tournament - Nashville, TN

\$ NIT - Starkville



In its history, Mississippi State has won six regular-season SEC Titles, seven Western Division crowns and three SEC Tournament championships.

2010-11 17-14: 9-7 SEC

Coach: Rick Stansbury

N. 12 TENNESSEE STATE	75-65	W
N. 19 APPALACHIAN STATE	76-74	W
N. 22 DETROIT	82-76	W
N. 26 TROY	OT 92-83	W
N. 30 FLORIDA ATLANTIC	61-59	L
D. 11 EAST TENNESSEE STATE	63-62	L
D. 12 NORTH CAROLINA A&T	74-58	W
D. 13 NICHOLLS STATE	67-58	W
D. 14 ALABAMA STATE	67-46	W
D. 18 Virginia Tech^	88-57	L
D. 22 Washington State#	83-57	L
D. 23 San Diego#	69-52	W
D. 25 Hawaii#	68-57	L
D. 29 St. Mary's!	94-72	L
J. 8 +ALABAMA	75-57	L
J. 13 +at Ole Miss	69-64	W
J. 16 +AUBURN	85-66	W
J. 22 +at Georgia	86-64	L
J. 27 +VANDERBILT	81-74	L
J. 29 +FLORIDA	71-64	W
F. 2 +at Alabama	75-61	L
F. 5 +at LSU	58-57	W
F. 9 +ARKANSAS	67-56	W
F. 12 +at Auburn	65-62	L
F. 15 +at Kentucky	85-79	L
F. 19 +OLE MISS	71-58	W
F. 23 +LSU	84-82	L
F. 26 +at Tennessee	70-69	W
M. 2 +at Arkansas	88-78	W
M. 5 +SOUTH CAROLINA	60-58	W
M. 11 Vanderbilt*	87-81	L

^ Battle of Atlantis - Bahamas

Diamondhead Classic - Honolulu, HI

* SEC Tournament

100 Years Of Bulldog Basketball

MISSISSIPPI STATE UNIVERSITY

Mississippi State is a comprehensive land-grant institution and the largest university in Mississippi, with a statewide enrollment of more than 20,484 students.

Established in 1878 as the Agricultural and Mechanical College of Mississippi, the university has traditional strengths in engineering and scientific agriculture but has evolved into a comprehensive institution with a diverse array of programs in teaching, research, and service.

ACADEMICS AND STUDENT LIFE

Mississippi State students consistently earn honors such as the prestigious Harry S. Truman Scholarship, awarded for those who will enter public service, and, with 16 Truman Scholars to date, the university has been recognized as a Truman Honor Institution. In the past year, a student team competed for and won first place in a national Challenge X competition to redesign a fuel-efficient and environmentally-friendly SUV.

Recently initiated programs are providing opportunities to develop leadership potential and global study options.

The university's Global Leadership Continuum provides "cradle-to-CEO" programming designed to develop leadership across a "global" spectrum that begins with high school and continues through the university experience and into professional life. Included are the Young Guns Leadership Camp for rising high school seniors; the Day One Leadership Community for incoming freshmen, focusing on shared academic and service experiences; and the highly competitive Appalachian Leadership Honors Program for sophomores and juniors.

To complement these efforts, the university has launched a minor in leadership studies open to students in all majors. A university honor code adopted in 2007 in-

stitutionalizes a campus culture of integrity and personal responsibility in academic studies. Through the Global Leadership Program, students may experience significantly expanded studyabroad opportunities.

RESEARCH

Mississippi State faculty researchers attracted \$186.5 million in external funding for 2006-07, up from about \$155 million during the previous year. This funding supported 1,691 sponsored projects in 2007.

Based on the latest rankings available from the National Science Foundation, MSU ranks seventh in the nation in agricultural sciences research expenditures and 44th in engineering. Last year MSU faculty and staff disclosed 80 new technologies resulting in three new start-up companies, nine licenses, and 22 patent applications. The university now holds 77 patents.

In recent years, MSU has established the Thad Cochran Endowment for Entrepreneurship, as well as collaborating with federal agencies and industries to help increase technology-oriented start-up companies. Among the collaborators and sponsors are the U.S. departments of Defense and Energy, NASA, General Electric, Northrop Grumman, EADS/American Eurocopter, Boeing, Raytheon, General Dynamics, Israeli Aerospace Industry, and the Mississippi Technology Alliance.

In a key area of economic interest to Mississippi, MSU's Center for Advanced Vehicular Systems, established in 2001, continues research and development supporting a goal of attracting automotive industries to the state. The center is conducting research in areas that include materials processing, human and systems engineering, alternative power systems, computational manufacturing and design, and advanced learning technologies.

POINTS OF PRIDE AT MSU

- ❖ Mississippi State ranks among the top 100 institutions across the country in the number of bachelor's degrees awarded to African-Americans.
- ❖ Mississippi State's undergraduate program in landscape architecture in 2005 was listed among the nation's top 15 programs by a national publication that promotes quality design education.
- ❖ Ten Mississippi State University students have been named Barry M. Goldwater Scholars since 1999. The national scholarship recognizes academic excellence in the sciences, mathematics and engineering.
- ❖ In the September 2005 issue of Washington Monthly's college rankings, MSU was ranked No. 95 nationally among 245 major public and private institutions based on "what colleges are doing for the country."
- ❖ Over the last decade, five Mississippi State University professors have been named Mississippi Professor of the Year by the national Council for Advancement and Support of Education and the Carnegie Foundation for the Advancement of Teaching.
- ❖ Recently cited for its service in the aftermath of Hurricane Katrina, MSU's student chapter of the American Society of Civil Engineers is nationally ranked for overall excellence.
- ❖ The Mississippi State Promise is a new program designed to help entering freshmen and entering community college transfer students from low-income Mississippi families attend MSU by ensuring that their tuition and required fees will be paid with gift-grant student aid.
- ❖ Mississippi State's Raspet Flight Research Laboratory is building its own version of unmanned aerial vehicles that will strengthen U.S. battlefield surveillance capabilities.
- ❖ The Appalachian Leadership Honors Program is providing opportunities to cultivate leadership potential.
- ❖ In 2007, Kiplinger's Personal Finance magazine named Mississippi State one of its "100 Best Values in Public Colleges." The list recognizes institutions that are "noteworthy for their combination of top-flight academics and affordable costs."



100 Years Of Bulldog Basketball

MISSISSIPPI STATE TRADITIONS

THE BULLDOG

Mississippi State University's athletic teams are called Bulldogs, a name earned and maintained over the decades by the tough, tenacious play of student-athletes wearing the Maroon and White. The official school mascot is an American Kennel Club registered English Bulldog, given the inherited title of 'Bully.'

As with most universities, Mississippi State University teams answered to different nicknames through the years. The first squads representing Mississippi A&M College were proud to be called Aggies. When the school officially became Mississippi State College in 1932, the nickname Maroons, for MSU's uniform color, gained prominence. Bulldogs became the official title for State teams in 1961, not long after State College was granted university status.



Mississippi State's "Bully" was honored as the 2002 National Cheerleaders Association (NCA) national mascot champion.

Yet references to school teams and athletes as Bulldogs actually go back to early in the century, and this nickname was used almost interchangeably with both Aggies and Maroons, since at least 1905.

On November 30 of that year, the A&M football team shut out their arch-rivals from the University of Mississippi 11-0 in Jackson, Miss. The campus newspaper, The Reflector, reported: "After the game, filled with that emotion that accompanies every great victory, there was nothing left for the cadets to do but to complete the great victory by showing sympathy for the dead athletic spirit of the University, by having a military funeral parade.

"A coffin was secured, decorated with University colors and a bulldog pup placed on top. It was then placed on the shoulders of a dozen cadets, and the procession started down Capitol Street, preceded by the brass band playing a very pathetic funeral march."

Other newspaper reports of the victory commented on the 'bulldog' style of play by the A&M eleven, and the Bulldog was soon publicly accepted as a school athletic symbol. Accounts of a 1926 pep rally in Meridian, Miss., had another bulldog parading with students.

Use as an official game mascot began in 1935 when coach Major Ralph Sasse, on 'orders' from his team, went to Memphis, Tenn., to select a bulldog. Ptolemy, a gift of the Edgar Webster family, was chosen and the Bulldogs promptly defeated Alabama 20-7.

A litter-mate of Ptolemy became the first mascot called 'Bully' shortly after Sasse's team beat mighty Army 13-7 at West Point that same year - perhaps the greatest victory in MSU football history. But Bully I earned other fame the hard way, in 1939 when a campus bus cut short his career.

Days of campus mourning followed, as Bully lay in state in a glass coffin. A half-mile funeral procession accompanied by the the Famous Maroon Band and three ROTC battalions went to Scott Field where Bully was buried under the bench at the 50-yard line. Even Life magazine covered the event. Other Bullies have since been buried by campus dorms, fraternity houses, and also at the football stadium.

For years Bully was a target for kidnapers, the last incident occurring prior to the 1974 State-Ole Miss game. The Bulldog team won anyway, 31-13. While early Bullies once roamed campus freely or lived in fraternities, today the official university mascot is housed at the School of Veterinary Medicine when not on duty at State home football games. For all their fierce appearance and reputation, today's mascot bulldogs are good-natured, friendly animals and favorites with children.

A student wearing a Bulldog suit, also answering to Bully, is part of the MSU cheerleading team and assists in stirring up State spirit at games and pep rallies.

THE COWBELL

The most unique and certainly the most resounding symbol of Mississippi State University tradition is the cowbell. Despite decades of attempts by opponents and authorities to banish it from scenes of competition, diehard State fans still celebrate Bulldog victories loudly and proudly with the



BULLY XIX - TONKA"
Retired back in September

distinctive sound of ringing cowbells.

The precise origin of the cowbell as a fixture of Mississippi State sports tradition remains unclear to this day. The best records have cowbells gradually introduced to the MSU sports scene in the late 1930s and early 1940s, coinciding with the 'golden age' of Mississippi State football success prior to World War II.

The most popular legend is that during a home football game between State and archrival Ole Miss, a jersey cow wandered onto the playing field. Mississippi State soundly whipped the Rebels that Saturday, and State College students immediately adopted the cow as a good luck charm.

Students are said to have continued bringing a cow to football games for a while, until the practice was eventually discontinued in favor of bringing just the cow's bell.

Whatever the origin, it is certain by the 1950s cowbells were common at MSU games, and by the 1960s were established as the special symbol of MSU. Ironically, the cowbell's popularity grew most rapidly during the long years when State football teams were rarely successful. Flaunting this anachronism from the 'aggie' days was a proud response by students and alumni to outsider scorn of the university's 'cow college' history.

In the 1960s two MSU professors, Earl W. Terrell and Ralph L. Reeves, obliged some students by welding handles on the bells so they could be rung with more convenience and authority. By 1963 the demand for these long-handled cowbells could not be

MISSISSIPPI STATE TRADITIONS



filled by home workshops alone. So, at the suggestion of Reeves, the Student Association bought bells in bulk and the Industrial Education Club agreed to weld on handles. In 1964, the MSU Bookstore began marketing these cowbells with a portion of profits returning to these student organizations.

Today many styles of cowbells are available on campus and around Starkville, with the top-of-the-line being a heavy chrome-plated model with a full Bulldog figurine handle. But experts insist the best and loud-

est results are produced by a classic long-handled, bicycle-grip bell made of thinner and tightly-welded shells.

Cowbells decorate offices and homes of Mississippi State alumni, and are passed down through generations of Bulldog fans. But they are not heard at Southeastern Conference games - not legally, at least - since the 1974 adoption of a conference rule against 'artificial noisemakers' at football and basketball games. On a 9-1 vote, SEC schools ruled cowbells a disruption and banned them.

This has done little harm to the cowbell's popularity, however, or to prevent cowbells from being heard outside stadiums in which the Bulldogs are playing. They can still be heard at non-conference football contests, as well as other sporting events on campus. And bold Bulldog fans still risk confiscation for the privilege of keeping a unique Mississippi State tradition alive and ringing at SEC affairs.

MAROON & WHITE

Maroon and White are the distinctive colors of Mississippi State University athletic teams, dating back over a century to the very first football game ever played by the school's student-athletes.

On November 15, 1895, the first Mississippi A&M football team was preparing for a road trip to Jackson, Tenn., to play Southern Baptist University (now called Union University) the following day. Since every college was supposed to have its own uniform colors, the A&M student body requested that the school's team select a suitable

combination.

Considering this choice to be an honor, the inaugural State team gave the privilege to team captain W.M. Matthews. Accounts report that without hesitation Matthews chose Maroon and White.

In the 112 years since, every Mississippi State athlete has donned the Maroon and White in some sort of combination. Often a shade of gray has been added to the scheme, such as for the numerals. Briefly in the 1980s, the men's and women's basketball teams wore all-gray uniforms with maroon and white trim, while football has at times sported silver game pants, and baseball will often wear all gray road outfits.

Only once has an MSU team appeared in any other color combination. In 1938, football coach Spike Nelson secretly had cardinal and gold uniforms made for State, a selection that did not sit well with the team or the college at the first game. Neither the uniforms nor Nelson were back for the next season.

MSU ALMA MATER

*In the heart of Mississippi,
Made by none but
God's own hands,
Stately in her natural splendor,
Our Alma Mater proudly stands.
Mississippi State, we love you;
Fondest memories cling to thee,
Life shall bear thy spirit ever;
Loyal friends we'll always be.*

CHORUS:

*Maroon and White!
Maroon and White!
Of thee with joy we sing;
Thy colors bright,
our souls delight;
With praise our voices ring.*



"HAIL STATE"


*Hail dear ole State!
Fight for that victory today.
Hit that line and tote that ball,
Cross the goal before you fall!
And then we'll
yell, yell, yell, yell!
For dear ole State
we'll yell like H-E-L-L!
Fight for Mis-sis-sip-pi State.
Win the game today!*



In October with the backing of MSU coach Rick Stansbury, students campus wide voted to name the student section at Humphrey Coliseum the Dawgpound



HUMPHREY COLISEUM



Humphrey Coliseum

Humphrey Coliseum, the largest on-campus basketball arena in the state of Mississippi, will be the home of Bulldog Basketball for the 36th season during the 2011-12 campaign. Opened in 1975, Humphrey Coliseum has undergone many modifications during recent years to rank as one of the finest multi-purpose facilities in the Southeastern Conference.

On the heels of MSU's record-setting 2003-04 basketball campaign, in which coach Rick Stansbury's 26-4 Bulldogs claimed the overall SEC championship and won a second-straight SEC Western Division crown en route to making another NCAA Tournament appearance, Humphrey Coliseum underwent its most recent major transformation in the summer of 2004.

Thanks to the generous \$1.8 million contribution from the Henry Mize Foundation, "The Hump" now features a new four-sided, center-hung video scoreboard. The state-of-the-art, multi-purpose scoreboard, purchased from Barco Sports of Logan, Utah, measures 22 feet 10 inches across and 18 feet 6 inches in height in addition to weighing 14,000 pounds.

Featuring four identical TrueColor video displays, four custom fixed-digit LED scoreboards with statistics and electronic team names, along with top backlit ad panels and bottom LED color ad displays, the scoreboard's active area measures 10 feet 4 inches wide and 8 feet 10 inches deep. In addition, the Coliseum's new basketball scoreboard features decorated truncated corners and an illuminated donor panel noting the recent monetary contribution of the Henry Mize Foundation.

THE MIZE CONTRIBUTIONS

The late Henry Mize hailed from Booneville, Miss., and was a 1938 MSU alumnus and lifetime supporter of Mississippi State Athletics, while his nephew, Paul "Buzzy" Mize of Tupelo, Miss., and a 1978 State graduate, has served as the executor of the Henry Mize Foundation.

Additional support and services for the construction, installation and hoisting of the Coliseum's new basketball scoreboard were provided by

Hoffend & Sons (Victor, N.Y.), Ellis Steel (West Point, Miss.), Burkhalter Rigging (Columbus, Miss.) and Spencer Engineers (Jackson, Miss.), as well as on-campus support from the MSU Physical Plant and the University Television Center.

Another major renovation project, completed in November 1998 by Pryor Construction, Inc., out of Tupelo, Miss., involved the addition of approximately 1,000 maroon theatre-style chairback seats to increase the Coliseum's permanent seating capacity to nearly 10,500. This improvement to the Bulldogs' basketball arena was accomplished with the realignment of the lower-deck seats plus the addition of permanent foldout chairback seats at courtside.

In addition to the Coliseum's re-configured seating plan that now features chair back seats courtside often found at NBA arenas, an improved lighting system was installed this past summer to enhance the electric atmosphere at "The Hump." Additional restrooms were also added to the east side of the facility.

THE NEW-LOOK FLOOR

In 2000, Humphrey Coliseum was graced with the arrival of a new hard maple floor, courtesy of the Horner Flooring Company of Dollar Bay, Mich. MSU's basketball playing surface measures 112 feet long and 60 feet wide and back in July the surface received a complete overhaul, with the "Mississippi State" wordmark replacing the M-State logo.

A high-directivity distributed loudspeaker system was installed in 2001 by Sound and Communications, Inc., of Jackson, Miss., to enhance the Coliseum's public address and sound reinforcement system.

Also added in recent years has been rotating corporate sponsorship signage at the scorer's table.

Two years ago new, attractive banners honoring the Bulldogs' and Lady Bulldogs' SEC championships and postseason tournament appearances, while the latest enhancements came this past summer with new lower-level seats, complete with cupholders.

HUMPHREY COLISEUM



First Game

Dec. 1, 1975, an 85-82 win against Indiana State.

489

Total number of men's games played at the Hump since it first opened

Kermit Davis

The first Mississippi State coach at the Hump was Kermit Davis.

32

The Hump has had 10,000-plus fans 32 times.

10,788

A record 10,788 fans packed the Hump last year to watch the overtime thriller between MSU and Kentucky.

Since Humphrey Coliseum opened in 1975, the Bulldogs have won more than 70 percent of their battles at "The Hump." After ushering in the Humphrey Coliseum era of MSU basketball with an 85-82 victory over Indiana State back on Dec. 1, 1975, the Bulldogs have compiled an impressive 366-140 home record.

In 1990-91, Mississippi State went over the 1-million mark for overall home basketball attendance with the Bulldogs drawing 100,000-plus fans (102,072; 7,852 per game) in a single season for the first time in school history during MSU's SEC Championship campaign. On Feb. 23, 2002, at Humphrey Coliseum, a then-state of Mississippi-record 10,645 fans attended State's 61-59 home win against the Ole Miss Rebels in a crucial SEC contest. After nearly drawing 100,000 total fans during the 2002-03 season and setting a new single-season school record by averaging 9,165 fans per home SEC game, the 2003-04 Bulldog squad shattered all existing MSU basketball attendance records en route to capturing the school's first outright regular-season league championship since 1962-63.

In recording 12 or more home wins in a year for the fourth-straight, the 2003-04 Bulldogs established new single-season Coliseum attendance standards for most total fans (111,940), highest per-game average for overall games (7,996), highest per-game average for SEC contests (10,209) and most crowds (6) of 10,000+ fans, along with setting a new mark for the largest single-game crowd (10,735) for MSU's 80-56 home triumph over Ole Miss on Feb. 7, 2004.

In a home win streak that began the year prior, the 2003-04 State squad also set a new all-time Coliseum record with 14 consecutive homecourt victories over the course of two years.

Seven years ago, State's attendance boom and home success continued as the Bulldogs went over the 100,000 mark for attendance (103,031) for the second-straight season.

MORE RECORDS SHATTERED

Three years ago en route to advancing to the second round of the

NCAA Tournament, MSU established single-season school standards for home attendance (139,305) as it claimed 12 victories. Two years ago, records were shattered again as a total of 157,111 fans came through the turnstiles to witness the Maroon & White claim 13 victories.


Last year, in posting a 12-5 ledger at home, MSU drew 97,069 fans.

As a result of those victories, MSU has now registered 10 or more home wins in a season 18 times over the last 19 basketball campaigns dating back to 1992-93, including all 13 seasons under Stansbury's guidance.

Prior to the start of MSU's anticipated 1995-96 Final Four campaign, the capacity of State's home basketball arena was increased to 10,000 with the addition of permanent seats around the Coliseum's inner concourse. During the summer of 1996, the Coliseum underwent major renovations to accommodate the MSU athletic department's growing need for additional locker room availability.

Standing the equivalent of a seven-story building (84 feet), Humphrey Coliseum is 318 feet long and 268 feet wide and was originally constructed from approximately 450,000 red Mississippi-made bricks.

Named in honor of George Duke Humphrey, a former Mississippi State president (1934-45), the Coliseum also serves as the home for the Lady Bulldog basketball team, in addition to housing some administrative offices and Olympic sport coaches' offices.







MISSISSIPPI STATE UNIVERSITY

TM



HOME OF THE BULLDOGS





MISSISSIPPI STATE UNIVERSITY™



TEMPLETON ATHLETIC ACADEMIC CENTER









MISSISSIPPI STATE BASKETBALL TIMELINE

1906-1930

1906
MSU plays its first game against Columbus Athletic Club

1912
MSU records its only undefeated season in school history (9-0)

1923
MSU wins the Southern Intercollegiate Athletic Association Tournament.

1909
MSU plays its inaugural on-campus basketball game.

1922
MSU records the school's 100th win against Ole Miss

1930
MSU records the school's 200th win against State Teachers College



The 1908 Mississippi A&M team opened the school's first-ever basketball campaign with five-consecutive wins under the guidance of head coach T. H. Werner.



McCarthy Gym was the home of MSU until December of 1975, when the Bulldogs moved into its current digs, Humphrey Coliseum.

1931-1955

1931
MSU opens the "Tin Gym"

1950
MSU moves into a new gym, which is later named McCarthy Gym

1955
Babe McCarthy named MSU's new head coach

1932
MSU becomes a chartered member of the SEC

1955
Herb Hargett becomes MSU's first All-SEC selection

1955
Jim Ashmore becomes MSU's first All-American selection



Bailey Howell (left), and Jim Ashmore led MSU to great success in the late 1950s.

1956-59

1956
Jim Ashmore is named the SEC Player of the Year

1958
Bailey Howell is named the SEC Player of the Year

1959
MSU goes 24-1 and finishes the year ranked No. 3 in the country

1958
MSU records its first 20-win season

1959
MSU wins its first SEC championship

1959
Bailey Howell wins his second SEC Player of the Year award

100 Years Of Bulldog Basketball

MISSISSIPPI STATE BASKETBALL TIMELINE

1959-1975

1959

Bailey Howell drafted 2nd overall in NBA by the Detroit Pistons

1961

Babe McCarthy is named the SEC Coach of the Year again

1963

MSU wins the SEC and plays in school's first NCAA Tournament

1960

Babe McCarthy is named the SEC Coach of the Year

1962

Babe McCarthy is named the SEC Coach of the Year for the third time

1975

Humphrey Coliseum opens on Dec. 1 with MSU beating Indiana State



Babe McCarthy meets with the press prior to Mississippi State's first NCAA Tournament game against Loyola-Chicago in 1963.



Humphrey Coliseum opened its doors on Dec. 1, 1975, with a victory against Indiana State.

1982-1996

1982

Jeff Malone is named the SEC Player of the Year and All-American

1986

Richard Williams is named head coach

1995

MSU reaches first Sweet 16 in school history

1982

Jeff Malone becomes MSU's all-time leading scorer with 2,142 points

1992

MSU is co-SEC champions with LSU

1996

MSU wins SEC Tournament and advances to Final Four



MSU won the 2009 SEC Tournament in Tampa, winning four games in four days, including the finals against Tennessee.

2002-12

2002

MSU wins second SEC Tournament in school history

2004

Rick Stansbury is named the SEC Coach of the Year

2010

Jarvis Varnado becomes the NCAA career leader in blocked shots

2004

MSU wins SEC crown and Lawrence Roberts is SEC Player of the Year

2009

MSU captures the school's third SEC Tournament crown

2012

MSU celebrates its 100th year of basketball

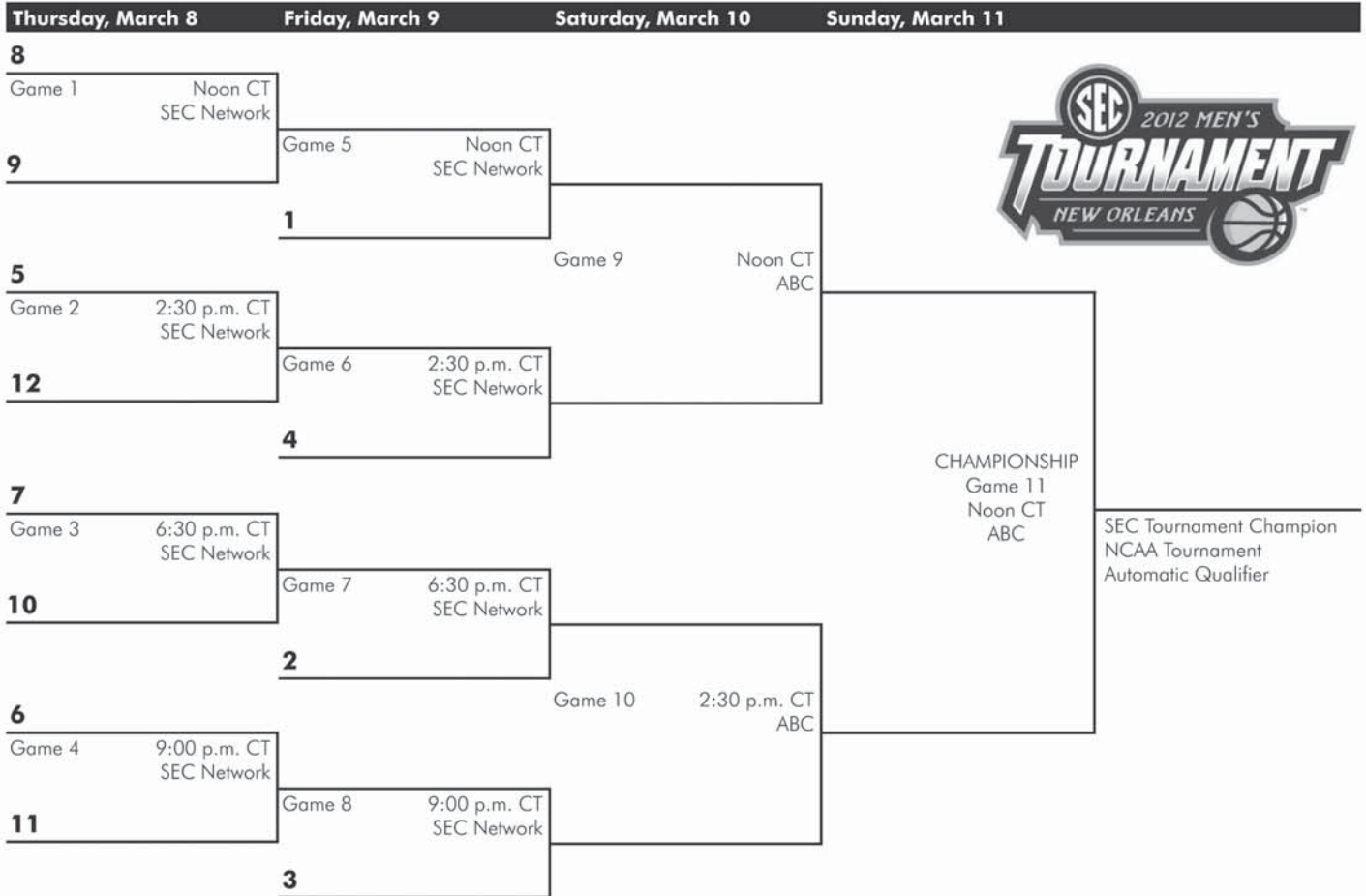


2011-12 SEC TOURNAMENT

SOUTHEASTERN CONFERENCE™

MEN'S BASKETBALL TOURNAMENT

March 8-11 • New Orleans Arena • New Orleans, Louisiana



The Southeastern Conference Men's Basketball Tournament returns to the Crescent City as New Orleans, La., will host the 2012 event. It is the third time the city has hosted the tournament and the first for the New Orleans Arena. This will be the fifth time state of Louisiana (Baton Rouge in 1938 and 1988 and New Orleans 1996 and 2003) has hosted the tournament.

Opened on October 29, 1999, at a cost of \$112 million, the New Orleans Arena is the home of the National Basketball Association's New Orleans Hornets and has hosted the NCAA Tournament in each of the last two years. Located adjacent to the Louisiana Superdome, the arena has a seating capacity of 18,000 for basketball.

The winner of the 11-game tournament receives the SEC's automatic bid to the NCAA Tournament. The tournament seeds, conference championship and division titles are determined by the 16-game conference schedule during the regular season. Teams are seeded 1-12 based on their regular season conference finish.

Atlanta served as host of the inaugural SEC Tournament played following the 1932-33 season and

was held every year through 1952, with the exception of 1935. After a 26-year layoff (1953-78), the tournament was renewed in 1979. The 2012 tournament will be the 52nd in league history and the 33rd since the renewal.

The SEC has shown extraordinary balance in the tournament, evidenced by the fact that a different school won the first seven titles after the renewal. The event has helped set the stage for SEC teams in the NCAA Tournament, as 21 of tournament champions since the tournament resumed in 1979 have advanced to at least the Sweet 16. Three of the last 14 SEC Tournament champions have gone on to win the national championship. Since the renewal in 1979, the SEC Tournament Champion has failed to win at least one NCAA Tournament game only four times.

Kentucky leads the league with 27 SEC Tournament titles. Alabama is second with six, while Tennessee ranks third with four. Florida and Mississippi State each have three championship trophies and Georgia has two. Arkansas, Auburn, LSU, Ole Miss, Vanderbilt and former league member Georgia Tech have each won one SEC Tournament championship.

FUTURE SEC TOURNAMENT DATES & SITES

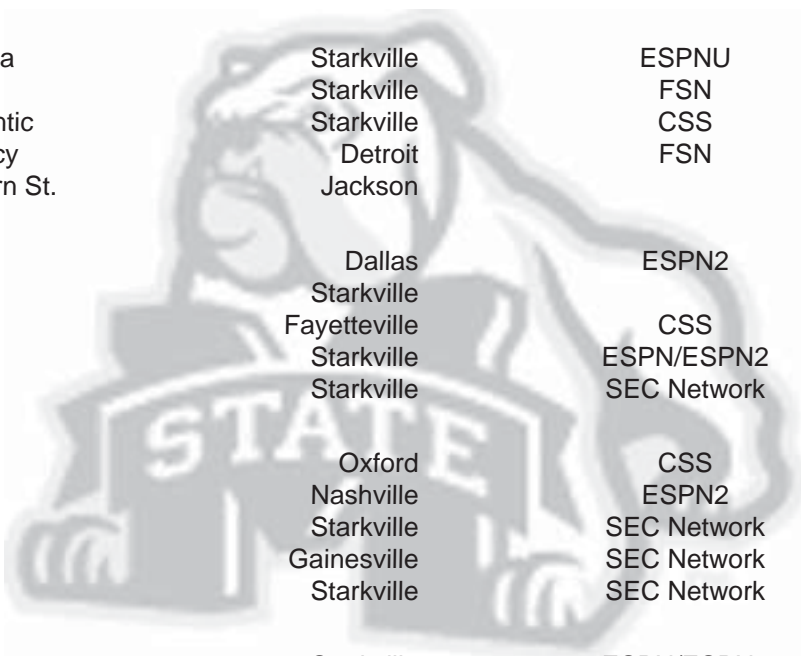
March 8-11, 2012	New Orleans, La. (New Orleans Arena)
March 14-17, 2013	Nashville, Tenn. (Bridgestone Arena)
March 13-16, 2014	Atlanta, Ga. (Georgia Dome)
March 12-15, 2015	Nashville, Tenn. (Bridgestone Arena)
March 10-13, 2016	Nashville, Tenn. (Bridgestone Arena)
March 9-12, 2017	TBD
March 8-11, 2018	TBD
March 14-17, 2019	Nashville, Tenn. (Bridgestone Arena)



2011-12 MSU SCHEDULE

Date	Team	Where	Television	Time
Oct. 29	+ Florida Tech	Starkville		2 p.m.
Nov. 4	+ Pikeville	Starkville		7 p.m.
Nov. 7	! Eastern Kentucky	Starkville		7 p.m.
Nov. 9	! Akron	Starkville	ESPNU	6 p.m.
Nov. 12	South Alabama	Starkville		1 p.m.
Nov. 17	^ Texas A&M	New York City	ESPN2	6 p.m.
Nov. 18	^ St. John's/Arizona	New York City	ESPN2	3:30/7 p.m.
Nov. 21	Louisiana-Monroe	Starkville		7 p.m.
Nov. 25	UT-Martin	Starkville		7 p.m.
Nov. 27	North Texas	Starkville		1:30 p.m.
Dec. 3	# West Virginia	Starkville	ESPNU	8 p.m.
Dec. 10	Troy	Starkville	FSN	3 p.m.
Dec. 13	Florida Atlantic	Starkville	CSS	7 p.m.
Dec. 17	Detroit-Mercy	Detroit	FSN	11 a.m.
Dec. 22	& Northwestern St.	Jackson		7 p.m.
Dec. 28	@ Baylor	Dallas	ESPN2	8 p.m.
Dec. 31	Utah State	Starkville		1 p.m.
Jan. 7	Arkansas	Fayetteville	CSS	8 p.m.
Jan. 12	Tennessee	Starkville	ESPN/ESPN2	8 p.m.
Jan. 14	Alabama	Starkville	SEC Network	3 p.m.
Jan. 18	Ole Miss	Oxford	CSS	8 p.m.
Jan. 21	Vanderbilt	Nashville	ESPN2	6 p.m.
Jan. 25	LSU	Starkville	SEC Network	7 p.m.
Jan. 28	Florida	Gainesville	SEC Network	12:30 p.m.
Feb. 4	Auburn	Starkville	SEC Network	3 p.m.
Feb. 9	Ole Miss	Starkville	ESPN/ESPN2	6 p.m.
Feb. 11	Georgia	Starkville	SEC Network	12:30 p.m.
Feb. 14	LSU	Baton Rouge	ESPNU	8 p.m.
Feb. 18	Auburn	Auburn	FSN	7 p.m.
Feb. 21	Kentucky	Starkville	ESPN	8 p.m.
Feb. 25	Alabama	Tuscaloosa	ESPN/ESPN2	5 p.m.
Feb. 29	South Carolina	Columbia	SEC Network	7 p.m.
Mar. 3	Arkansas	Starkville	FSN	4 p.m.
Mar. 8-11	SEC Tournament	New Orleans	SEC Network/ABC	TBS

- + Exhibition
- ! 2K Classic Regional Rounds in Starkville, Miss
- ^ 2K Classic at Madison Square Garden in New York City
- # SEC/Big East Challenge
- & Mississippi Coliseum, Jackson, Miss.
- @ The Showcase at American Airlines Center in Dallas



100 Years Of Bulldog Basketball



2011-12 COMPOSIT SEC SCHEDULE

OCTOBER

29 (Saturday)
Florida Tech at Mississippi State (Exh)

NOVEMBER

2 (Wednesday)
Transylvania at Kentucky (Exh)
Paine College at Auburn (Exh)

3 (Thursday)
North Alabama at Ole Miss (Exh)
Ky. Wesleyan at So. Carolina (Exh)
Catholic University at Florida (Exh)
Car. Newman at Tennessee (Exh)

4 (Friday)
Morehouse at Georgia (Exh.)
TX A&M-Comm. at Arkansas (Exh)
Pikeville at Mississippi State (Exh)

5 (Saturday)
Victory University at Auburn (Exh)

7 (Monday)
Morehouse at Kentucky (Exh)
Alabama-H'ville at Alabama (Exh)
Xavier (La.) at Vanderbilt (Exh)
Lincoln Mem. at Tennessee (Exh)
E. Kentucky at Mississippi State

8 (Tuesday)
Christian Brothers at Arkansas (Exh)

9 (Wednesday)
Akron at Mississippi State

11 (Friday)
North Florida at Alabama
South Carolina Upstate at Arkansas
McNeese State at Auburn
Jackson State at Florida
Wofford at Georgia
Marist at Kentucky
Louisiana-Monroe
Oregon at Vanderbilt
Western Carolina at South Carolina
UNC Greensboro at Tennessee

12 (Saturday)
Nicholls State at LSU
South Alabama at Mississippi State

13 (Sunday)
Cleveland State at Vanderbilt
Bowling Green at Georgia

14 (Monday)
Oakland at Alabama
Kennesaw State at Auburn
Grambling at Ole Miss

15 (Tuesday)
LSU at Coastal Carolina
South Carolina at Elon
Bucknell at Vanderbilt
Florida at Ohio State
Kentucky vs. Kansas

16 (Wednesday)
Oakland at Arkansas
South Dakota State at Georgia
Louisiana-Monroe at Tennessee

17 (Thursday)
North Florida at Florida
LSU vs. Northwestern
Alabama vs. Maryland
Mississippi State vs. Texas A&M

18 (Friday)
Alabama vs. Colorado/Wichita State
LSU vs. Tulsa/Western Kentucky
Houston at Arkansas
Mississippi St. vs. Arizona/St. John's
Ole Miss vs. Drake

19 (Saturday)
Ole Miss vs. Marquette/Winthrop
Vanderbilt vs. NC State
Kentucky vs. Penn State

20 (Sunday)
Alabama vs. TBD
LSU vs. TBD
Tennessee State at South Carolina

Kentucky vs. USF/Old Dominion

21 (Monday)
Florida vs. Wright State
Vanderbilt vs. Texas/Oregon State
Tennessee vs. Duke
Georgia vs. California
Ole Miss vs. TBD
La.-Monroe at Mississippi State

22 (Tuesday)
Utah Valley State at Arkansas
Georgia vs. Missouri/Notre Dame
Miss. Valley St. at South Carolina
Tennessee vs. Michigan/Memphis

23 (Wednesday)
Alabama A&M at Alabama
Radford at Kentucky
South Alabama at LSU
Tennessee vs. TBD

25 (Friday)
Miami (Fla.) at Ole Miss
Jacksonville at Florida
Monmouth at Vanderbilt
Georgia at Xavier
South Carolina vs. North Carolina
Nicholls State at Auburn
UT Martin at Mississippi State

26 (Saturday)
Grambling State at Arkansas
Portland at Kentucky
South Carolina vs. USC/UNLV

27 (Sunday)
North Texas at Mississippi State
VCU at Alabama

28 (Monday)
Arkansas-Pine Bluff at Auburn
Florida vs. Stetson
Xavier at Vanderbilt
Georgia at Colorado
Tennessee at Oakland

29 (Tuesday)
LSU at Houston

30 (Wednesday)
Mississippi Valley State at Arkansas

DECEMBER

1 (Thursday)
Providence at South Carolina
St. John's at Kentucky
Ole Miss at DePaul
Georgetown at Alabama

2 (Friday)
Florida at Syracuse
Cincinnati at Georgia
Vanderbilt at Louisville
Auburn at Seton Hall

3 (Saturday)
North Carolina at Kentucky
Arkansas at Connecticut
Pittsburgh at Tennessee
LSU at Rutgers
West Virginia at Mississippi State

4 (Sunday)
Ole Miss at Penn State
South Carolina at Clemson

7 (Wednesday)
Alabama at Dayton
Vanderbilt at Davidson
Arizona at Florida
Georgia Tech at Georgia

9 (Friday)
Florida vs. Rider

10 (Saturday)
Arkansas at Oklahoma
Troy at Mississippi State
Kentucky at Indiana
Boise State at LSU
Austin Peay at Tennessee
Mississippi Valley State at Ole Miss

11 (Sunday)

Detroit at Alabama
13 (Tuesday)
Presbyterian at South Carolina
Florida Atlantic at Mississippi State
14 (Wednesday)
UL Lafayette at Ole Miss 7:00 p.m.
South Florida at Auburn
Tennessee at College of Charleston

15 (Thursday)
UC-Irvine at LSU

17 (Saturday)
SE Louisiana at Arkansas
North Florida at Auburn
Florida at Texas A&M
Georgia at Southern Cal
Mississippi State at Detroit Mercy
Alabama vs. Kansas State
Indiana State at Vanderbilt
Chattanooga at Kentucky
Ohio State at South Carolina
Ole Miss at Southern Miss

19 (Monday)
Florida A&M at Auburn
Marquette at LSU
Mississippi Valley State at Florida
Longwood at Vanderbilt

20 (Tuesday)
Eastern Kentucky at Arkansas
Mercer at Georgia
Samford at Kentucky
UNC Asheville at Tennessee

21 (Wednesday)
SE Louisiana at South Carolina
Lafayette at Vanderbilt
Alabama vs. Oklahoma State
Ole Miss vs. Middle Tennessee

22 (Thursday)
Auburn at Hawaii
LSU at North Texas
Loyola (MD) at Kentucky
Florida State at Florida
Louisiana Tech at Arkansas
Mississippi St. vs. Northwestern St.

23 (Friday)
Auburn vs. Xavier/Long Beach State
Furman at Georgia
East Tennessee St. at Tennessee

25 (Sunday)
Auburn vs. TBD

27 (Tuesday)
Winthrop at Georgia

28 (Wednesday)
Charlotte at Arkansas
Wofford at South Carolina
Lamar at Kentucky
Mississippi State vs. Baylor

29 (Thursday)
Florida at Rutgers
Grambling at LSU
Jacksonville at Alabama
Vanderbilt at Marquette
The Citadel at Tennessee

30 (Friday)
Delaware St. at Georgia
Texas Southern at Arkansas
Georgia Southern at Auburn
Ole Miss at Dayton

31 (Saturday)
Louisville at Kentucky
Utah State at Mississippi State
Yale at Florida
USC Upstate at South Carolina

JANUARY

2 (Monday)
Virginia at LSU
Miami (Ohio) at Vanderbilt
Bethune Cookman at Auburn
Chattanooga at Tennessee

3 (Tuesday)
South Carolina St. at South Carolina
UAB at Florida
Alabama at Georgia Tech
SMU at Ole Miss
Savannah State at Arkansas
Kentucky vs. Arkansas-Little Rock

4 (Wednesday)
Auburn at Florida State
Tennessee at Memphis

7 (Saturday)
*Ole Miss at LSU
*Auburn at Vanderbilt
*Florida at Tennessee
*South Carolina at Kentucky.
*Alabama at Georgia
*Mississippi State at Arkansas

10 (Tuesday)
*Georgia at Florida
*Vanderbilt at South Carolina

11 (Wednesday)
*Arkansas at Ole Miss
*Kentucky at Auburn
*LSU at Alabama

12 (Thursday)
*Tennessee at Mississippi State

14 (Saturday)
*Kentucky at Tennessee
*Ole Miss at Auburn
*Alabama at Mississippi State
*Georgia at Vanderbilt
*Florida at South Carolina
*LSU at Arkansas

17 (Tuesday)
*Auburn at LSU
*Arkansas at Kentucky

18 (Wednesday)
*Tennessee at Georgia
*Mississippi State at Ole Miss

19 (Thursday)
*Vanderbilt at Alabama

21 (Saturday)
*Alabama at Kentucky
*South Carolina at Auburn
Michigan at Arkansas
*Ole Miss at Georgia
UConn at Tennessee
*LSU at Florida
*Mississippi State at Vanderbilt

24 (Tuesday)
*Tennessee at Vanderbilt
*Kentucky at Georgia

25 (Wednesday)
*Alabama at South Carolina
*LSU at Mississippi State
*Auburn at Arkansas

26 (Thursday)
*Florida at Ole Miss

28 (Saturday)
*Mississippi State at Florida
*Arkansas at Alabama
Middle Tennessee at Vanderbilt
*Kentucky at LSU
*Auburn at Tennessee
*South Carolina at Ole Miss

31 (Tuesday)
*Tennessee at Kentucky
*Vanderbilt at Arkansas

FEBRUARY

1 (Wednesday)
*Georgia at Auburn

2 (Thursday)
*South Carolina at Florida

4 (Saturday)
*Vanderbilt at Florida

*Arkansas at LSU
*Auburn at Mississippi State
*Kentucky at South Carolina
*Georgia at Tennessee
*Ole Miss at Alabama

7 (Tuesday)
*Florida at Kentucky
*Alabama at Auburn

8 (Wednesday)
*Arkansas at Georgia
*South Carolina at Tennessee
*LSU at Vanderbilt

9 (Thursday)
*Ole Miss at Mississippi State
11 (Saturday)
*South Carolina at Arkansas
*Georgia at Mississippi State
*Tennessee at Florida
*Auburn at Ole Miss
*Alabama at LSU
*Kentucky at Vanderbilt

14 (Tuesday)
*Florida at Alabama
*Mississippi State at LSU

15 (Wednesday)
*Georgia at South Carolina
*Arkansas at Tennessee

16 (Thursday)
*Vanderbilt at Ole Miss

18 (Saturday)
*Auburn at Alabama
*LSU at South Carolina
*Ole Miss at Kentucky
*Florida at Arkansas
*Mississippi State at Auburn

19 (Sunday)
*Vanderbilt at Georgia

21 (Tuesday)
*Auburn at Florida
*Kentucky at Mississippi State

22 (Wednesday)
*Ole Miss at Tennessee
*Georgia at LSU
*South Carolina at Vanderbilt

23 (Thursday)
*Alabama at Arkansas

25 (Saturday)
*Vanderbilt at Kentucky
*LSU at Ole Miss
*Arkansas at Auburn
*Florida at Georgia
*Mississippi State at Alabama
*Tennessee at South Carolina

28 (Tuesday)
*Ole Miss at Arkansas
*Florida at Vanderbilt

29 (Wednesday)
*Auburn at Alabama
*Mississippi State at South Carolina
*Tennessee at LSU

MARCH

1 (Thursday)
*Georgia at Kentucky

3 (Saturday)
*South Carolina at Georgia
*LSU at Auburn
*Vanderbilt at Tennessee
*Alabama at Ole Miss
*Arkansas at Mississippi State

4 (Sunday)
*Kentucky at Florida

*SEC Game

100 Years Of Bulldog Basketball