



# TABLE OF CONTENTS



## 10 OUTLOOK



## 18 MEET THE PLAYERS



## 48 MEET THE COACHES

### GENERAL INFORMATION

Table of Contents	1
Decade of Champions	2-3
Quick Facts	4
Media Relations Staff	5
Media Information	6
Media Outlets	7
MSU Radio	8
Starkville	9

### OUTLOOK/MSU PLAYERS

2010-11 Outlook	10-13
Picture Highlights Of 2009-10	14
2010-11 Team Photo/Breakdown	15
2010-11 Roster	16
2010-11 TV & Radio Roster	17
Senior Kodi Augustus	18-19
Senior Riley Benock	20-21
Senior Raven Johnson	22-23
Junior Elgin Bailey	24-25
Junior Dee Bost	26-27
Sophomore Twany Beckham	28-29
Sophomore Wendell Lewis	30-31
Sophomore John Riek	32-33
Freshman Renardo Sidney	34
Reshman Shaun Smith	35
Freshman Jalen Steele	35
Transfer Brian Bryant	36
Transfer Arnett Moultrie	37
Walkons Brandon Bolen/Taylor Luczak	38
Walkons Charles Parker/Baxter Price	39
Tribute To Jarvis Varnado/Barry Stewart	40-41
Player Career Statistics vs. SEC	42-44

### STAFF

Head Coach Rick Stansbury	46-50
Assistant Coach Phil Cunningham	51
Assistant Coach Marcus Grant	52
Assistant Coach George Brooks	53
Coord. of Basketball Ops Talvis Franklin	54

2010-11 Road Headquarters	54
Basketball Support Staff	55-56
Dr. Mark E. Keenum/Scott Stricklin	57
MSU Administration/Head Coaches	58

### OPPONENTS

Tennessee State/Appalachian State	
Detroit/Troy	60
Florida Atlantic/East Tennessee State	
North Carolina A&T/Nicholls	61
Alabama State/Virginia Tech	
Washington State/Baylor	62
San Diego/St. Mary's	
Alabama/Ole Miss	63
Auburn/Georgia	
Vanderbilt/Florida	64
LSU/Arkansas	
Kentucky/Tennessee	65
Kentucky/South Carolina	
South Carolina/SEC	66
SEC Series Scores	67-74
SEC Series Breakdown	75-76

### REVIEW

2009-10 Season Review	78
2009-10 Statistics	79
2009-10 Results	82
2009-10 Superlatives	81
2009-10 Miscellaneous Stats	82
2009-10 Box Scores	83-94
2009-10 SEC Standings & Honors	95
2009-10 SEC Individual Statistics	96
2009-10 SEC Team Statistics	97

### RECORDS

Individual Records	99
Scoring Records	100
Field Goal Records	101
3-Point Field Goal Records	102
Free Throw Records	103
Rebounding Records	104

Assists/Blocks/Steals Records	105
MSU Yearly Leaders	106-107
MSU Freshman Season Records	108
MSU Opponent Records	109
MSU Team Records	110
SEC Statistical Titles & Leaders	111
MSU Team Superlatives	112-113
Team Season Highs	114-115
MSU Team Statistical Trends	116-117
Humphrey Coliseum Records	118-119
2,000-Point Scoring Club	120-121
1,000-Point Scoring Club	122-128

### HISTORY

MSU Honor Roll	130-131
Bulldogs in the NBA	132-133
Hall of Famer Bailey Howell	134
Postseason Tournament Records	135
Postseason Tournament History	136-142
SEC Tournament Records	143
In-Season Tournament History	144-145
Yearly Records	146
Coaching History	147
All-Time Lettermen/Team Captains	148-149
All-Time Team Awards	150
All-Time Series Records	152
Non-SEC Series Records	153-162
All-Time Results	163-176
MSU Basketball History	177-186

### MISSISSIPPI STATE UNIVERSITY

MSU History	188-189
Mississippi State Traditions	190-191
Humphrey Coliseum	192-193
Athletic Excellence	194-203
New Basketball Practice Facility	204-205

### SEC/NCAA

SEC Composite Schedule	206
2011 SEC Tournament	207
2011 NCAA Tournament Bracket	208

### CREDITS

The 2010-11 Mississippi State Men's Basketball Media Guide is a product of the Media Relations Office, published by the Mississippi State University Athletic Department.

**EDITOR:** Gregg Ellis, Assistant Media Relations Director

**GRAPHIC/COVER DESIGN:** John Schaffhauser, Schaffhauser Design (Madison, Miss.)

**EDITORIAL ASSISTANCE:** Kyle Bass, Tyson Rodgers, Lee VanHorn, Jason Edwards, Kera Robinson, Robbie Faulk, Jillian Garrigus, Emily McConnell, Courtney, Mikell, Mary Allison North and Jamal Davis, with additional assistance provided by the MSU Department of University Relations; the MSU Department of Archives; the Greater Starkville Development Partnership office; the staffs at Adidas and Balfour; the various media relations departments within the National Basketball Association, along with the NCAA and SEC.

**PHOTOGRAPHY:** Associated Press, Charles W. Alliston, Dan Avila, Megan Bean, Kenny Billings, Gary Dogdon, Joe Collins, David Coyle, Robert Crawford, Joe Dier, Fred Faulk, Mansel Guerry, Jim Henson, Paul Hollis, Russ Houston, Wendell M. Hughes, Laughead Photographers, Barry Lawrence, Bob Leverone, Richard Lewis, Brian Allen Loden, Darrell McAllister, Patrick Merrill, Mississippi Sports Hall of Fame and Museum, Chris Mooney, R.D. Moore, Layne Murdoch, Joe Murphy/NBA/Getty Images, NBA Photos, Naismith Memorial Basketball Hall of Fame, Clint Parrish, Dick Raphael, Joe Ray Roberson, Bob Rosata, Bill Simmonds, Bob Smith/Photo/Adrenaline.com, Breck Smither, Nicole Sweet, Jason Szenes, Time Inc., Scout.com, Michael Wardlaw and David Allen Williams.

**PRINTING:** Hederman Brothers, Jackson, Miss.

Mississippi State University does not discriminate on the basis of race, color, religion, national origin, sex, sexual orientation or group affiliation, age, disability or veteran status. Dr. Mary Alexander, Director of the Office of Diversity and Equity Programs (McArthur Hall, Room 106, P.O. Box 6199, Mississippi State, MS 39762/662-325-2493), is the designated employee responsible to coordinate efforts to carry out responsibilities and make investigations of complaints relating to discrimination in conforming with Title IX of the Education Amendments of 1972, Sections 503 and 5-4 of the Rehabilitation Act of 1974, and the Americans with Disabilities Act of 1990.

### ON THE COVER




Front Cover

Since 2002, Mississippi State has won five Western Division crowns, two SEC Tournaments and one overall regular-season title.



# Decade of *Championships*







*Since 2002 . . .*

*5 Western Division Crowns*

*2 SEC Tournament Titles*

*1 Overall SEC Championship*



# QUICK FACTS

## GENERAL INFORMATION

**Location:** Starkville, Mississippi  
**Founded:** February 28, 1878  
**Enrollment:** 19,644  
**Conference:** SEC (Western Division)  
**Nickname:** Bulldogs  
**Colors:** Maroon (PMS 202) & White  
**Arena:** Humphrey Coliseum (10,500)  
**President:** Dr. Mark E. Keenum  
**Director of Athletics:** Scott Stricklin  
**Faculty Representative:** Dr. Steven C. Turner

## BASKETBALL HISTORY

**First Year of Basketball:** 1908-09  
**Number of Seasons:** 98  
**All-Time Record:** 1,272-1,056  
**All-Time SEC Record:** 534-682  
**Total Number of Head Coaches:** 18  
**Humphrey Coliseum Record:** 354-135  
**20-Win Seasons:** 16  
**NCAA Tournament Appearances:** 10  
**NCAA Tournament Record:** 11-10  
**NCAA Tournament Final Fours:** 1  
 (1996, lost to Syracuse 77-69 in semis)  
**NIT Appearances:** 7  
**NIT Record:** 7-7  
**NIT Final Fours:** 1  
 (2007, lost 63-62 to West Virginia in semis)  
**SEC Championships:** 6  
 (2004, 1991, 1963, 1962, 1961, 1959)  
**SEC Tournament Championships:** 3  
 (2009, 2002 and 1996)  
**SEC Tournament Record:** 27-47  
**SEC Western Division Titles:** 7  
 (2010, 2008, 2007, 2004, 2003, 1996, 1995)

## BASKETBALL STAFF

**Head Coach:** Rick Stansbury  
*Alma Mater, Year:* Campbellsville, 1982  
*Record at MSU/Years:* 255-140/12  
*Career Record/Years:* 255-140/12  
*Phone:* 662-325-3800  
**Assistant Coach:** Phil Cunningham  
**Assistant Coach:** Marcus Grant  
**Assistant Coach:** George Brooks  
**Director of Operations:** Talvis Franklin  
**Video Coordinator:** Bennie Ashford  
**Strength Coach:** Richard Akins  
**Athletic Trainer:** Scotty Johnson  
**Administrative Asst.:** Suzanne Cook  
**Media Relations Contact:** Gregg Ellis  
*Phone:* 662-325-3595  
*Fax:* 662-325-3654  
*Email:* gellis@athletics.msstate.edu

## TEAM INFORMATION

**2009-10 Overall Record:** 24-12  
**2008-09 SEC Record:** 9-7  
**SEC Finish:** 1st (Western Division)  
**National Ranking:** n/a  
**Starters Returning/Lost:** 3/2  
**Letterwinners Returning/Lost:** 12/4  
**Newcomers:** 5  
**Roster (Sr./Jr./So./Fr.):** (4/5/6/2)

## A LOOK AT THE TEAM

### Starters Returning (3)

**Kodi Augustus** (6-8, 224, Sr., F)  
 8.9 ppg., 5.4 rpg. (34 games)  
**Dee Bost** (6-2, 176, Jr., G)  
 13.0 ppg., 4.4 rpg., 5.2 apg. (36 games)  
**Ravarn Johnson** (6-7, 175, Sr., G)  
 13.2 ppg., 3.4 rpg. (36 games)

### Other Lettermen Returning (9)

**Twany Beckham** (6-5, 190, So., G) \*  
 1.6 ppg., 1.5 rpg. (33 games)  
**Riley Benock** (6-4, 180, Jr., G)  
 2.3 ppg., 0.9 rpg. (36 games)  
**Brandon Bolen** (6-3, 195, St., G) ^  
 0.2 ppg., 0.1 rpg. (13 games)  
**Elgin Bailey** (6-8, 265, Jr., F/C) \*  
 3.9 ppg., 2.4 rpg. (27 games)  
**Wendell Lewis** (6-8, 240, Fr., C)  
 1.3 ppg., 1.3 rpg. (26 games)  
**Taylor Luczak** (6-8, 220, So., F) ^  
 0.4 ppg., 0.3 rpg. (10 games)  
**Charles Parker** (5-10, 154, Fr., G) ^  
 0.3 ppg., 0.1 rpg. (12 games)  
**Baxter Price** (5-9, 145, Fr., G) ^  
 0.2 ppg., 0.2 rpg. (11 games)  
**John Riek** (7-1, 242, Fr., F)  
 1.3 ppg., 1.3 rpg. (11 games)

### Newcomers (5)

**Brian Bryant** (6-3, 160, Jr., G)  
**Arnett Moultrie** (6-11, 230, Jr., F/G)  
**Renardo Sidney** (6-10, 275, So., F)  
**Shaun Smith** (6-6, 195, RFr., G)  
**Jalen Steele** (6-3, 190, Fr., G)

### Lettermen Lost (4)

**Romero Osby** (6-8, 230, F)  
 4.3 ppg., 2.5 rpg. (35 games)  
**Barry Stewart** (6-3, 170, G)  
 11.8 ppg., 3.6 rpg., 2.7 apg. (36 games)  
**Phil Turner** (6-3, 170, G)  
 5.5 ppg., 4.3 rpg., 1.1 spg. (36 games)  
**Jarvis Varnado** (6-9, 230, F)  
 13.8 ppg., 10.3 rpg., 4.7 bpg. (36 games)

^ Walk-on

\* Redshirted last season due to injury

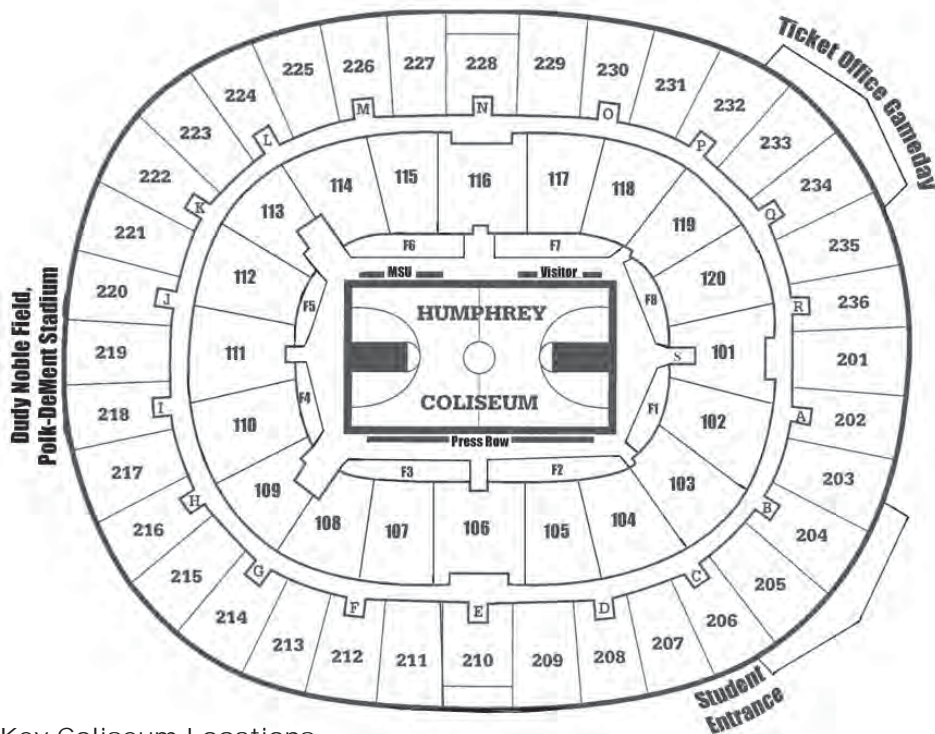
## RETURNING TEAM STATS

**Percentage of Scoring:** 51.5 (1351/2622)  
**Percentage of Rebounds:** 39.1 (550/1406)  
**Percentage of Field Goals:** 51.1 (458/897)  
**Percentage of 3-Point FGs:** 63.8 (210/329)  
**Percentage of Free Throws:** 45.1 (225/499)  
**Percentage of Assists:** 56.9 (263/462)  
**Percentage of Steals:** 45.9 (96/209)  
**Percentage of Blocks:** 25.5 (69/271)  
**Percentage of Minutes:** 50.8 (3695/7275)

## RETURNING TOP INDIVIDUALS

**Points:** Ravarn Johnson (461, 13.2)  
**Rebounds:** Kodi Augustus (185, 5.4)  
**Assists:** Dee Bost (188, 5.2)  
**Steals:** Dee Bost (47, 1.3)  
**Blocks:** Kodi Augustus (31, 0.9)  
**FG %:** Ravarn Johnson 47.8 (173-362)  
**3-Point %:** Ravarn Johnson 40.7 (87-214)  
**FT %:** Kodi Augustus 78.0 (78-100)  
**Minutes:** Dee Bost 1255 (34.9)

## HUMPHREY COLISEUM DIAGRAM



### Key Coliseum Locations

**Media Entrance:** Northside behind baseball field.  
**Media Will Call:** To the left of the media entrance.  
**Media Room:** Hallway on left after media entrance.  
**Interview Room:** Located in back of Media Room.





ATHLETIC MEDIA RELATIONS  
2009-10 STAFF DIRECTORY



**GREGG ELLIS**  
Assistant Director  
Men's Basketball SID  
Office Phone .....662.325.3595  
Email .....gellis@athletics.msstate.edu  
Twitter ..... @msuhoopsgregg  
@mstateMBK



**Mike Nemeth**  
Senior AD



**John R. Cade**  
Assistant AD



**Joe Dier**  
Assistant Director



**Joe Galbraith**  
Assistant Director



**Jay Middleton**  
Assistant Director



**Brock Turnipseed**  
Assistant Director



**Diane Keith**  
Admin. Assistant

HUMPHREY COLISEUM  
Phone: 662.325.0540; Fax: 662.325.3654  
BRYAN BUILDING  
Phone: 662.325.2703; Fax: 662.325.2653  
BASEBALL OFFICE BUILDING  
Phone: 662.325.8040; Fax: 662.325.3600

**Name, Title (Office Location)**

**Mike Nemeth**, Senior AD/Media Relations (B)..... 662.325.2723  
nemeth@athletics.msstate.edu

**John Cade**, Assistant AD/Media Relations (B) ..... 662.325.0971  
jrcade@athletics.msstate.edu

**Joe Dier**, Assistant Director (BB) ..... 662.325.8040  
jbdier@athletics.msstate.edu

**Joe Galbraith**, Assistant Director (B)..... 662.325.0967  
jgalbraith@athletics.msstate.edu

**Jay Middleton**, Assistant Director (B).....662.325.0972  
jmiddleton@athletics.msstate.edu

**Brock Turnipseed**, Assistant Director (H) .....662.325.7556  
bturnipseed@athletics.msstate.edu

**Jan Blaine**, Graduate Assistant (B) .....662.325.2703  
jrb362@msstate.edu

**Jason Edwards**, Graduate Assistant (H).....662.325.0540  
jbe1978@yahoo.com

**Diane Keith**, Administrative Assistant (H).....662.325.0540  
dkeith@athletics.msstate.edu

**OFFICE LOCATION KEY**

- (B) Bryan Athletic Building
- (H) Humphrey Coliseum
- (BB) Baseball Office Building

MEDIA RELATIONS MAILING ADDRESS

**MSU Media Relations**  
P.O. Box 5308  
Mississippi State, MS 39762

OVERNIGHT MAILING ADDRESS

**Mississippi State University**  
Athletic Media Relations  
Humphrey Coliseum, Room 202  
55 Coliseum Blvd.  
Mississippi State, MS 39762



Check out your favorite Bulldog teams every day for the latest news, notes features and stats at [www.mstateathletics.com](http://www.mstateathletics.com).

2010-11 BULLDOG BASKETBALL



The 2010-11 Mississippi State Men's Basketball Media Guide has been prepared to assist media members in their coverage of the Bulldogs. It is our hope that most of your questions will be answered on the pages of this guide. However, should you desire additional information or assistance, please contact the MSU Athletic Media Relations at 662-325-3595.

### MEDIA CREDENTIALS

Any credential request by accredited outlets should be made in writing and submitted on company letterhead to Gregg Ellis by email ([gellis@athletics.msstat.edu](mailto:gellis@athletics.msstat.edu)) or fax (662-325-3654).

Priority for the issuance of credentials will be given to daily newspapers, radio stations and television stations that cover Mississippi State or MSU's game-day opponent on a regular basis. Due to space limitations, weekly publications, non-broadcasting radio representatives and on-line services may not be granted credentials. Student publications, radio stations and web sites that do not regularly cover MSU or its game-day opponent may be limited to one working media credential (press or photo), if applicable.

### MEDIA WILL CALL

Credentials for MSU home basketball games will be left at the will call window located just to the left of the media entrance.

### MEDIA PARKING

A limited amount of parking spaces reserved for the media are available around the exterior of Humphrey Coliseum. Media members may consult the back of their media parking pass for diagrammed instructions regarding media parking locations.

### TELEPHONES, WIRELESS AND ETHERNET USE

A limited number of telephones are available for media use before, during and after basketball games on a first-come, first-served basis in the Babe McCarthy Media Room, located just to the left upon entering the main back entrance of Humphrey Coliseum through. In addition, wireless service, which will require a password, is available.

### PLAYER INTERVIEWS

In most cases, players will be available before practices during the course of the 2010-11 basketball season. All media members are encouraged to contact Gregg Ellis of the MSU Athletic Media Relations Office by e-mail ([gellis@athletics.msstate.edu](mailto:gellis@athletics.msstate.edu)) or phone (662-325-3595) for player interview requests and practice times throughout the season. Any player interviews conducted prior to daily practices need to be concluded 30 minutes before the start of practice.

Through MSU Athletic Media Relations, Bulldog players will be asked to contact media members by phone for pre-arranged interviews at a mutually agreeable time.

### HEAD COACH INTERVIEWS

Media members needing to conduct interviews with MSU coach Rick Stansbury should contact Gregg Ellis of the Mississippi State Athletic Media Relations Office by telephone (662-325-3595) or via e-mail ([gellis@athletics.msstate.edu](mailto:gellis@athletics.msstate.edu)).

Telephone interviews with Rick Stansbury are best conducted weekdays prior to 11:00 a.m. CT. Each Monday during the SEC slate, Stansbury, along with selected players, will have an on-campus press conference at 2 p.m.

### POST-GAME INTERVIEWS

Located in the hallway across from the visitor's locker room, the Babe McCarthy Room will serve as the media work room and post-game press conference for MSU coach Rick Stansbury and selected players throughout the 2010-11 basketball season. MSU athletic media relations personnel will be on hand to assist media members with specific post-game player interview requests.

Opponent sports information personnel will coordinate the visiting team's post-game player interviews either inside or outside the visiting team's locker room.

### GAME STATISTICS

Official NCAA boxscores and play-by-play will be handed out at press row and in the media work room. Final game books, including boxscores, play-by-plays, shot charts and post-game quotes and notes, will be available following each game.

### SATELLITE UPLINKS

The MSU Television Center will uplink game highlights and post-game interviews following all home games during the 2009-10 season. Please contact Bennie Ashford of the MSU Television Center (662-325-1332 or [bashford@utc.msstate.edu](mailto:bashford@utc.msstate.edu)) for specific details.

### SEC TELECONFERENCE

Once SEC play starts, all 12 of the league's coaches will participate in a conference-wide teleconference every Monday beginning in January and running through the conference's regular season. The teleconferences will be coordinated through the SEC Media Relations Office. Following a brief introduction, each coach will answer questions from the media for seven minutes. Media members should contact SEC Associate Media Relations Director Craig Pinkerton at the league office (205-458-3038 or [cpinkerton@sec.org](mailto:cpinkerton@sec.org)) for additional information.

### TELECONFERENCE SCHEDULE

10:00 a.m.	Kevin Stallings (Vanderbilt)
10:07 a.m.	Billy Donovan (Florida)
10:14 a.m.	Darrin Horn (South Carolina)
10:21 a.m.	Mark Fox (Georgia)
10:28 a.m.	Trent Johnson (LSU)
10:35 a.m.	John Calipari (Kentucky)
10:42 a.m.	Bruce Pearl (Tennessee)
10:49 a.m.	John Pelphrey (Arkansas)
10:56 a.m.	Anthony Grant (Alabama)
11:03 a.m.	Tony Barbee (Auburn)
11:10 a.m.	Andy Kennedy (Ole Miss)
11:17 a.m.	Rick Stansbury (MSU)

*All times Central*

### MSU ON THE INTERNET

Visit the official Mississippi State University Athletics home page on the Internet at <http://www.mstateathletics.com>. The site provides updated statistics, game notes and other pertinent basketball information to visitors as well as live statistics and audio links.

The site also offers up-to-date information on all of MSU's 16 varsity sports, including schedules and results, player and coach biographies, as well as the latest news from the MSU athletic program.

In addition, Maroon to the Max, MSU's new multimedia experience, features live and delayed audio and video streaming of selected MSU sports, plus Bulldog coaches' TV shows, press conferences, and much more.

### MSU TWITTERS/BLOGGING

Media and Bulldog fans can follow MSU tweets this year at both @msuhoopsgregg and @mstateMBK.

In-game blogging can also be viewed at [www.mstateathletics.com](http://www.mstateathletics.com).

### IMPORTANT PHONE NUMBERS (AC 662)

<b>MSU President's Office</b> .....	325-3221
<b>Athletic Director's Office</b> .....	325-8082
<b>Men's Basketball Office</b> .....	325-3800
<b>Press Row</b> .....	325-3776
<b>Athletic Media Relations</b>	
<b>Bryan Building/Football</b> .....	325-2703
<b>Coliseum/Basketball</b> .....	325-3595
<b>Baseball</b> .....	325-8040
<b>Athletic Administration</b> .....	325-2532
<b>Athletic Promotions Office</b> .....	325-9847
<b>Athletic Ticket Office</b> .....	325-2600
<b>Band Director</b> .....	325-2713
<b>Bulldog Club</b> .....	325-3074
<b>Game Operations/Facilities</b> .....	325-7452
<b>Coliseum Director Office</b> .....	325-4201
<b>Learfield Sports</b> .....	325-8950
<b>Compliance Office</b> .....	325-5891
<b>MSU TV Center</b> .....	325-1332
<b>Training Room/Sports Medicine</b>	
<b>Shira</b> .....	325-2165
<b>Coliseum</b> .....	325-4108



# MEDIA OUTLETS

## PRINT MEDIA

**STARKVILLE DAILY NEWS**  
**Phone:** 662-323-1642  
**Website:** [sdnsports@bellsouth.net](mailto:sdnsports@bellsouth.net)  
**Sports Editor:** Danny P. Smith  
**Reporter:** Matt Stevens

**THE CLARION-LEDGER**  
**Phone:** 662-617-4340  
**Website:** [clarionledger.com](http://clarionledger.com)  
**Sports Editor:** Rusty Hampton  
*[rhampton@clarionledger.com](mailto:rhampton@clarionledger.com)*  
**Columnist:** Rick Cleveland  
*[rcleveland@clarionledger.com](mailto:rcleveland@clarionledger.com)*  
**Beat Writer:** Brandon Marcello  
*[brandon.marcello@clarionledger.com](mailto:brandon.marcello@clarionledger.com)*

**NORTHEAST MISSISSIPPI DAILY JOURNAL**  
**Phone:** 662-842-2611  
**Website:** [nems360.com](http://nems360.com)  
**Sports Editor:** John Pitts  
*[john.pitts@djjournal.com](mailto:john.pitts@djjournal.com)*  
**Beat Writer/Columnist:** Brad Locke  
*[brad.locke@djjournal.com](mailto:brad.locke@djjournal.com)*

**THE COMMERCIAL DISPATCH**  
**Phone:** 662-327-1297  
**Website:** [cdispatch.com](http://cdispatch.com)  
**Sports Editor:** Adam Minichino  
*[aminichino@cdispatch.com](mailto:aminichino@cdispatch.com)*  
**Beat Writer:** David Miller  
*[dannysmith@att.ent](mailto:dannysmith@att.ent)*

**THE SUN HERALD**  
**Phone:** 228-896-2352  
**Website:** [sunherald.com](http://sunherald.com)  
**Sports Editor:** Doug Barber  
*[dmbarber@sunherald.com](mailto:dmbarber@sunherald.com)*  
**Beat Writer/Columnist:** Jim Mashek  
*[jwmashek@sunherald.com](mailto:jwmashek@sunherald.com)*

**THE COMMERCIAL APPEAL**  
**Phone:** 901-529-2360  
**Website:** [commercialappeal.com](http://commercialappeal.com)  
**Executive Sports Editor:** David Williams  
**Beat Writer:** Ron Higgins  
*[rhiggins@commercialappeal.com](mailto:rhiggins@commercialappeal.com)*  
**Sports Columnist:** Geoff Calkins  
*[galkins@commercialappeal.com](mailto:galkins@commercialappeal.com)*

**THE MERIDIAN STAR**  
**Phone:** 601-693-1551  
**Website:** [meridianstar.com](http://meridianstar.com)  
**Sports Editor:** Rocky Higginbotham  
*[rhigginbotham@themeridianstar.com](mailto:rhigginbotham@themeridianstar.com)*

**THE DAILY STAR**  
**Phone:** 662-226-4321  
**Website:** [grenadastar.com](http://grenadastar.com)  
**Sports Editor:** Chuck Hathcock

**DAILY TIMES LEADER**  
**Phone:** 662-494-1422  
**Website:** [dailytimesleader.com](http://dailytimesleader.com)  
**Sports Editor:** Bryan Davis  
*[dtsports@bellsouth.net](mailto:dtsports@bellsouth.net)*

**THE ASSOCIATED PRESS**  
**Phone:** 601-948-5897  
**Sports Writer:** David Brandt  
*[dbrandt@ap.org](mailto:dbrandt@ap.org)*

## TELEVISION MEDIA

**WCBI, CBS**  
**Phone:** 662-245-0133  
**Website:** [wcbi.com](http://wcbi.com)  
**Sports Director:** Derek Cody  
*[dcody@wcbi.com](mailto:dcody@wcbi.com)*

**WTVA, NBC**  
**WLOV, FOX**  
**Phone:** 662-842-7620  
**Website:** [wtva.com](http://wtva.com)  
**Sports Director:** Jim Holder  
*[jholder@wtva.com](mailto:jholder@wtva.com)*

**WLBT, NBC**  
**Phone:** 601-948-3333, 960-4428  
**Website:** [wlbt.com](http://wlbt.com)  
**Sports Director:** Rob Jay  
*[robj@wlbt.net](mailto:robj@wlbt.net)*

**WAPT, ABC**  
**Phone:** 601-922-1652  
**Website:** [wapt.com](http://wapt.com)  
**Sports Director:** Christian Steckel  
*[csteckel@hearst.com](mailto:csteckel@hearst.com)*

**WJTV, CBS**  
**Phone:** 601-944-4921  
**Website:** [wjtv.com](http://wjtv.com)  
**Sports Director:** Rick Whitlow  
*[rwhitlow@wjtv.com](mailto:rwhitlow@wjtv.com)*

## RADIO MEDIA

**MISSISSIPPI NETWORK**  
**Phone:** 601-957-1700; 601-991-2331  
**Sports Director:** Dixon Williams  
*[dwilliams@telesouth.com](mailto:dwilliams@telesouth.com)*

**WFOA RADIO**  
**Phone:** 662-547-6414  
**Website:** [wfoafm108.com](http://wfoafm108.com)  
**Sports Director:** Jason Crowder  
*[jason@wfoafm108.com](mailto:jason@wfoafm108.com)*

**CUMULUS BROADCASTING**  
**Phone:** 662-327-1183

**CLEAR CHANNEL COMMUNICATIONS/WJDX**  
**Phone:** 601-982-1062  
**Website:** [thescore@clearchannel.com](mailto:thescore@clearchannel.com)  
**News/Program Director:** Randy Bell  
**Sports Talk Hosts:** Doug Colson,  
 Chuck Stinson, Ben Ingram

**WSFZ 930 AM RADIO**  
 5 Twelve Oaks Circle, Suite A  
 Jackson, MS 39209  
**Phone:** 601-922-9307  
**FAX:** 601-922-5051  
**Sports Talk Host:** Bo Bounds  
*[obb@supersport930.com](mailto:obb@supersport930.com)*

**Miss 98, 97.5**  
**Phone:** 662-842-7658  
**Website:** [miss98.net](http://miss98.net)  
**Sports Director:** Matt Wyatt  
*[sports@miss98.net](mailto:sports@miss98.net)*

## MSU RADIO CREW

**PLAY-BY-PLAY:** Jack Cristil  
**Phone:** 662-842-6095

**COLOR ANALYST:** Jim Ellis  
**Phone:** 662-617-2788  
*[jellis@athletics.msstate.edu](mailto:jellis@athletics.msstate.edu)*

## CAMPUS MEDIA

**THE REFLECTOR**  
**Phone:** 662-325-8819  
**Website:** [reflector-online.com](http://reflector-online.com)  
**Sports Editor:** Bob Carskadon  
*[sports@reflector.msstate.edu](mailto:sports@reflector.msstate.edu)*

**WMSV RADIO**  
**Phone:** 662-325-8481  
**GM/Sports Director:** Steve Ellis  
*[sellis@ra.msstate.edu](mailto:sellis@ra.msstate.edu)*

**MSU TELEVISION CENTER**  
**Phone:** 662-325-1332  
**Media Coordinator:** Bennie Ashford  
*[bashford@utc.msstate.edu](mailto:bashford@utc.msstate.edu)*

## SPECIALTY MEDIA

**DAWGS' BITE**  
**Phone:** 662-418-3982  
**Website:** [mississippi.state.scout.com](http://mississippi.state.scout.com)  
**Editor:** David Murray  
*[dawgbite@ms.metrocast.net](mailto:dawgbite@ms.metrocast.net)*

**SCOUT.COM**  
**Phone:** 662-320-8466  
**Website:** [mississippi.state.scout.com](http://mississippi.state.scout.com)  
**Editor:** Gene Swindoll  
*[swindoll@genespage.com](mailto:swindoll@genespage.com)*  
*[maryannswindoll@genespage.com](mailto:maryannswindoll@genespage.com)*

**BULLDAWG JUNCTION**  
**Phone:** 662-418-7514  
**Website:** [bulldawgjunction.com](http://bulldawgjunction.com)  
**Editor:** Michael Wardlaw  
*[michael@bulldawgjunction.com](mailto:michael@bulldawgjunction.com)*

**BULLDOGBLITZ**  
**Phone:** 662-251-2467  
**Website:** [bulldogblitz.com](http://bulldogblitz.com)  
**Editor:** Logan Lowery  
*[rivalslogan@yahoo.com](mailto:rivalslogan@yahoo.com)*

This page is dedicated to the memory of Don Foster, a Mississippi State graduate and longtime sportswriter at the Starkville Daily News who passed away in June of 2009. In his honor, MSU re-named the media seating at the Hump, *Don Foster Press Row*.





The veteran and legendary tandem of Jack Cristil (right) and Jim Ellis begin their 28th season of broadcasting Bulldog Basketball together on the MSU Radio Network.

From the opening tip-off to the final buzzer, the color and excitement that is Mississippi State basketball fills the airwaves across the Mid-South again this season thanks to the MSU Basketball Radio Network. Linking nearly 30 radio stations, the satellite-fed broadcast signal blankets the Magnolia State. Network programming is distributed and coordinated through the facilities of Learfield Sports, Inc., headquartered in Jefferson City, Mo.

During the 2010-11 Mississippi State sports season, WFCA-FM (107.9), a 100,000-watt station located in French Camp, Miss., will again serve as the flagship station for the Bulldog Radio Network. The station, which blankets most of the north central portion of the state, is scheduled to air every Bulldog basketball game this season. In addition to having aired all MSU football games in the fall, WFCA is also slated to carry most of the women's basketball games this year as well as the majority of the 2011 Mississippi State baseball slate.

Again this season, each basketball broadcast will tip off with an informative half-hour pre-game show in which 13th-year head basketball coach Rick Stansbury previews the upcoming opponent. A live post-game report featuring MSU's cage boss will round out the gameday programming.

The knowledgeable broadcasting tandem of Jack Cristil and Jim Ellis will once again be behind the microphones this season describing all of the play-by-play action.

The dean of SEC sportscasters, the personable Jack Cristil begins his 54th season of handling the play-by-play duties for Bulldog basketball. The Memphis, Tenn., native recently completed his 57th season of broadcasting Mississippi State football since being hired by legendary MSU athletic director C.R. "Dudy" Noble in the summer of 1953.

A veteran of more than 2,000 MSU football and basketball broadcasts, Cristil is one of the South's most distinguished and most

honored sports broadcasters, having been chosen by his peers in the broadcasting industry as the "Outstanding Sportscaster in Mississippi" a record 21 times during his illustrious career. In 1992, Cristil became the first non-athlete/non-athletic administrator to be inducted into the Mississippi Sports Hall of Fame, in addition to receiving the inaugural Ronald Reagan Lifetime Achievement Award presented by the National Association of Sportscasters and Sportswriters. In 1997, he was honored by the College Football Hall of Fame as the second recipient of the coveted Chris Schenkel Award for broadcasting excellence. Cristil was also inducted into the Mississippi State University Sports Hall of Fame in 2003, while most recently having been honored in 2004 with the prestigious Lindsey Nelson Award, given annually to one of the nation's premier sports broadcasters.

Cristil has handled the play-by-play for Mississippi State basketball since 1957-58,

having been associated with 12 head football coaches and eight head men's basketball mentors through the years at MSU.

Now in his 28th year with the MSU Basketball Radio Network, color analyst Jim Ellis will again team with Cristil this basketball season to form one of the finest broadcasting tandems in the SEC. Ellis was named the "Outstanding Broadcaster in Mississippi" in both 2002 and 1999. In 2007, he was honored by the Mississippi Chapter of the National Football Hall of Fame for his contributions to amateur football. A native of West Point, Miss., Ellis attends to the behind-the-scenes technical aspects of the operation that keep the broadcasts on the air, in addition to his on-air duties as the Bulldogs' insightful color commentator.

Ellis, a 1969 Mississippi State alumnus, is probably best known as the ever-popular "Voice of the Baseball Bulldogs," serving as the producer-director of one of the nation's largest collegiate baseball radio networks for the past 32 years. In addition to teaming with Cristil on the MSU football and men's basketball radio broadcasts, Ellis in the past handled play-by-play chores for the Lady Bulldog basketball team, a job that now belongs to Bart Gregory. During his stint at his alma mater, Ellis has also handled the play-by-play basketball and football duties for various national and regional TV networks.

### MISSISSIPPI STATE BASKETBALL WITH RICK STANSBURY

Returning for its 13th season is the popular "Mississippi State Basketball with Rick Stansbury," a 30-minute television program featuring MSU's 13th-year coach Rick Stansbury and his 2010-11 squad.

Hosted by veteran sportscaster Jack Cristil, the weekly show will feature game highlights, player interviews, scouting reports on upcoming opponents and court-side profiles showcasing interesting aspects of the MSU basketball program.

Under the direction of producer/director Bennie Ashford, the 30-minute television program is a production of the Bulldog Sports Network in conjunction with the Mississippi State University Television Center.

### MSU BASKETBALL RADIO NETWORK

(Affiliate listing as of October of 2010)

City/Town	Station	Frequency
♦ Aberdeen	WWZQ-AM	1240
♦ Amory	WAMY-AM	1580
♦ Batesville	WBLE-FM	100.5
♦ Biloxi	WTNI-AM	1640
♦ Booneville	WBVV-FM	99.3
♦ Bude	WMJU-FM	104.3
♦ Cleveland	WMJW-FM	107.5
♦ Columbia	WCJU-FM	104.9
♦ Corinth	WKCU-AM	1350
♦ French Camp	WFCA-FM	107.9
♦ Greenville	WDMS-FM	100.7
♦ Grenada	WOHT-FM	92.3
♦ Hackelburg, AL	WFMH-FM	95.5
♦ Hattiesburg	WMXI-FM	98.1
♦ Indianola	WTCD-FM	96.9
♦ Jackson	WOAD-FM	105.9
♦ Lucedale	WRBE-FM	106.9
♦ McComb	WAKK-FM	104.9
♦ Memphis, TN	KQPN-AM	730
♦ Meridian	WMOX-AM	1010
♦ Monticello	WRQQ-FM	102.1
♦ Philadelphia	WWSL-FM	102.3
♦ Tupelo	WKMQ-AM	1060
♦ Vicksburg	WVBG-FM	105.5
♦ West Point	WKBB-FM	100.9
♦ Wiggins	WIGG-AM	1420
♦ Winona	WONA-FM	95.1
♦ Yazoo City	WYAB-FM	93.1



# STARKVILLE, MISSISSIPPI

**S**tarkville, Mississippi, is the easy answer for “outside the box” business expansion and relocation opportunities. Our growing economy offers state-of-the-art technology and strong business and industry support. First-class shopping, dining, golfing and cultural opportunities offer life and play from a different angle. Adjacent to Mississippi State University and abundant in southern charm, Starkville offers big city resources with affordable hometown hospitality. If you’re ready to experience life, work and play from a different angle, the answer is clear: Starkville, Mississippi.

## CITY BACKGROUND

Founded in 1831 under the name “Boardtown,” Starkville was incorporated and received its charter in 1837. Renamed for General John Stark, a Revolutionary War hero, Starkville is a thriving community located in the heart of Mississippi, easily accessible to metropolitan areas, such as Jackson, Birmingham and Memphis - and just 25 minutes from the Natchez Trace Parkway.

## MISSISSIPPI STATE UNIVERSITY

A college town for more than a century, Starkville is surrounded by the energy and enthusiasm of the “People’s University.” Boasting an enrollment in excess of 18,000 students, Mississippi State University is the largest university in the state. MSU serves up exciting SEC sports action with its championship football, basketball and baseball teams. The university is also a national leader in veterinary medicine, agricultural research and engineering. Plus, MSU is home to both the highly acclaimed Lyceum Series and the Mississippi Piano Showcase, attracting the best cultural talent from around the world.

When you visit the campus, be sure to stop at the John Grisham Room at the Mitchell Memorial Library where America’s best-selling author and 1977 MSU alum exhibits a personal collection of papers and publications. While at the library, you can also visit the Charles H. Templeton Sr. Music Museum, which showcases over 22,000 pieces of sheet music, records and musical instruments from the 1890s Ragtime Era.

Don’t miss the other complimentary tours available at MSU where visitors may watch how the university’s famous Edam cheese is made, taste MSU wine, juice and jellies that are produced from muscadine grapes.

## THE GREAT OUTDOORS

Spectacular natural scenery flourishes every season in our part of the world. A year-round temperate climate makes Starkville an excellent destination for outdoor enthusiasts. Offering visitors a national wildlife refuge for hunting, picnicking, bird-watching, and hiking - as well as plentiful lakes for fishing - Starkville can’t be beat.

Those who have discovered the 48,000-acre Noxubee National Wildlife Refuge know that it is an outdoor paradise, and a place where America’s symbol of freedom, the bald eagle, as well as alligators, red cockaded woodpeckers, bobcats and wild turkeys call home.

Nearby are the John W. Starr Memorial Forest, an 8,200-acre natural woodlands park, and the Tennessee-Tombigbee Waterway, offering 1,000 miles of shoreline and 110,000 acres of land and water for play.

## RICH HISTORY

Learn about Starkville’s past with a visit to the Oktibbeha County Heritage Museum, where local artifacts are on display in a restored GM&O Railroad Depot. Enjoy a leisurely walking tour of one of Starkville’s five historic districts. Make sure to explore the Cotton District, a thriving example of the architectural theory of “new urbanism.” This revived district, which boasts the charm of Old Charleston or the French Quarter in New Orleans, once housed local cotton mill workers.

## HOSPITALITY

Starkville is proud of its Southern hospitality, and our dining and lodging options

are no exception. With more than 50 restaurants offering everything from down-home cooking and mouth-watering barbecue to fine dining and exotic cuisine, there is something to please every palette. Our lodging options range from national hotel chains to a full-service historic hotel, perfect for families or romantic weekend getaways.

## HISTORIC LODGING

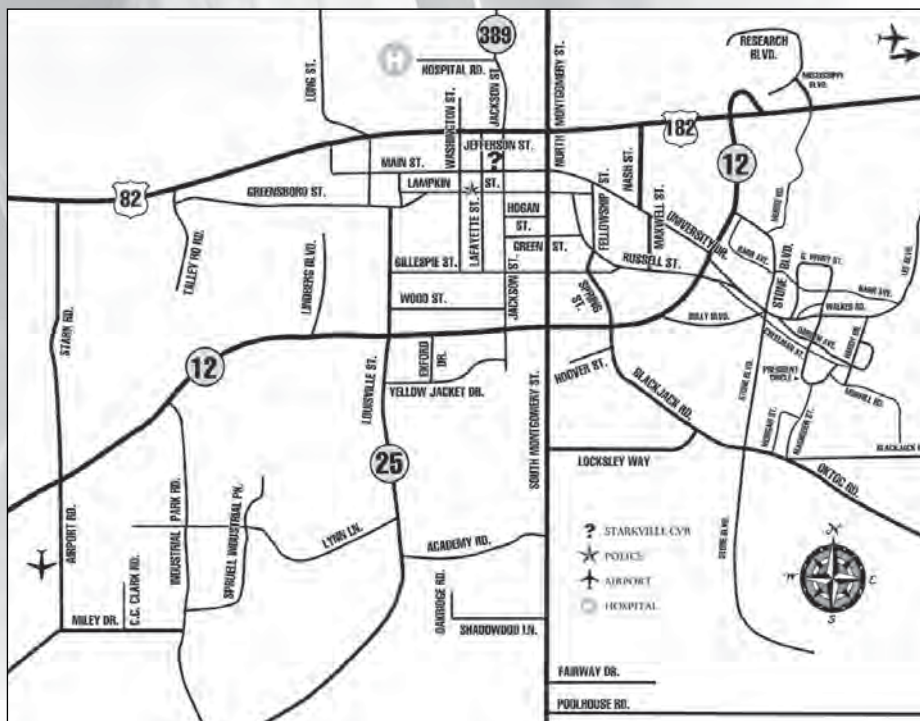
The historic Hotel Chester, a full-service hotel located in downtown Starkville, has been newly renovated with accommodations that take you back into time.

## GOLFING

MSU’s public golf course is rated by Golf Digest as one of the nation’s “Best Places to Play.” Located minutes from Starkville is the Old Waverly Golf Club - the site of the 1999 U.S. LPGA Women’s Open Championship - which is named “One of the Top 100 Courses in the Nation” by Golf Digest.

## ENTERTAINMENT

Starkville offers big-city entertainment choices as well. One of the smallest towns in the nation that touts a symphony orchestra and chorus, Starkville also actively supports a community theater. Top-name entertainers and speakers are brought to town through the Lyceum and Lectern Series, as well as through Music Maker Productions. The Blackfriars Drama Society, the Madrigal Singers, art exhibits, award-winning Mississippi State faculty concerts, as well as exciting year-round events, such as rodeos and horse shows at the Mississippi Horse Park, all add to the numerous cultural activities available.



2010-11 BULLDOG BASKETBALL



# 2010-11 OUTLOOK & PLAYERS





# CHAMPIONSHIP MENTALITY AT MISSISSIPPI STATE

It's almost become clockwork. Another season. Another championship. And last year, the coveted theme remained in place as Mississippi State won its fifth Western Division crown with Rick Stansbury at the helm and the seventh since the inception of divisional play in 1992-93.

It was also a season that saw the Bulldogs get back to the finals of the SEC Tournament, this time losing a nail-biter in overtime to Kentucky, which would eventually earn a No. 1 seed in the NCAA Tournament.

And in-between, it was also a historical year for Mississippi State, as Jarvis Varnado set the NCAA career mark with 564 blocked shots and Barry Stewart departing with a school record 280 3-pointers, with three coming against defending national champion North Carolina in the second round of the NIT.

More titles and another post-season berth.

And those are two goals Stansbury and his team expect to achieve again this season, even with the departure of Varnado and Stewart, two stalwarts that contributed immensely to this program for four seasons and played in more games and started more games than any other player in school history.

"There's no question those two guys will be missed," said Stansbury, whose 255 victories in 12 seasons rank first in MSU history. "But I like the makeup of my team this year. Do we have some improvement? Yes. But we've got some guys with experience that understand what it takes to win year-in, year-out. They've been through the wars. Our younger guys will look to them to see what it takes to win, especially on the road."

And it starts with seniors Kodi Augustus, Riley Benock and Ravern Johnson. Com-

bined, these three have seen action in 270 games, drawing 111 starts, with Johnson starting 69.

## A CLOSER LOOK AT THE SENIORS

And Johnson's return will have a major impact on the offense.

In the offseason, he tested the NBA waters, but decided to return to Mississippi State for his senior campaign, a move that was welcomed by the MSU staff.

As a sophomore, the 6-foot-7, 175-pound guard from Lyon, Miss., drained 83 3-pointers and increased that total to 87 a year ago to become only the second player in school history to make 80 or more 3s in two seasons, joining former Bulldog great Darryl Wilson with that distinction.

For his career, Johnson has connected on 177, leaving him 103 shy of tying Stewart's mark, a feat that's certainly in reach.

But it's not just his long-range accuracy that causes opposing teams to constantly be aware of his presence on the court. He's also developed a mid-range jumper, in addition to showing the propensity to drive to the basket with more authority, a trait he was reluctant to do in the past.

"We need him to be versatile," Stansbury said. "Early in his career, he was just looking to knock down the 3. Now, he can do so much more, and that only helps us as a team."

Versatility is also a welcomed trait Augustus possesses.

The 6-8 forward uses his quickness and speed in the paint to his advantage and can easily score around the basket. But he's also not afraid to take a shot beyond the arc.

Last year, he made 95 field goals, with 35 coming from long range. He also blocked



Senior guard Ravern Johnson (top) has made 177 3-pointers, while junior guard Dee Bost (bottom) has dished out 344 assists and is on pace to set the school record.



## ROSTER BREAKDOWN BY EXPERIENCE

### Returning Players

- F Kodi Augustus: 25 points shy of 500
- F Elgin Bailey: Was redshirted last year
- G Twany Beckham: Redshirted last year
- G Riley Benock: Played in 100 games
- G Brandon Bolen: Redshirted last year
- G Dee Bost: Started 72 straight games.
- G Ravern Johnson: Drained 87 3s in 2010
- F Wendell Lewis: Played in 26 games
- F Taylor Luczak: Experienced walk-on
- G Charles Parker: Walk-on shooter
- G Baxter Price: Walk-on shooter
- F John Riek: More expected this year

### Newcomers

- G Brian Bryant: Will see a lot of action
- F Arnett Moultrie: Must sit out this year
- C Renardo Sidney: Force inside and out
- G Shaun Smith: Will be key in backcourt
- G Jalen Steele: Known for shooting skills



# DECADE OF CHAMPIONS

## AT MISSISSIPPI STATE



Last year as a junior, Kodi Augustus (top) connected on 35 3-pointers. In the offseason, Rile Benock (bottom) was voted as one of two captains, along with Elgin Bailey.



31 shots on the other end of the court.

"We know what Kodi can do offensively, and we also know he can improve," Stansbury said. "But we also need him to have a strong presence on the defensive end. That's where I expect the most improvement from him."

Benock, a 6-4 guard who has seen action in 100 games, will be relied upon more than he ever has.

Known for his shooting, the coaching staff expects more offensive production out of Benock, who was voted one of the team captains in mid-October, along with junior Elgin Bailey.

If there's been a knock on the Kentucky native, it's that he doesn't shoot enough, particularly when open.

"He can shoot the ball," Stansbury said. "We just need him to shoot it. He can't score if he doesn't shoot."

### MORE OFFENSIVE WEAPONS

From a scoring standpoint, the Bulldogs certainly aren't void of weapons. In fact, it's a backcourt many experts that cover the SEC regularly say could be one of the more talented in the league.

And it starts at the point with junior Dee Bost, who won't be eligible to play until January due to his failure of withdrawing from the NBA draft prior to the deadline.

The North Carolina native, who set a freshman record with 156 assists and currently has 364, is lethal in so many ways.

**For the second-straight season, MSU returns at least three starters from the previous year.**

He can score from the perimeter, as well as get points by driving to the basketball. He also uses his peripheral vision to find the open shooter, as evident of dishing out 188 assists last season, second only to Kentucky's John Wall.

Yet, what will make him even better this year is that he won't have to log a lot of minutes.

Sophomore Twany Beckham redshirted following multiple surgeries to remove bone spurs from his hip. However, he's completely recovered and is expected to see ample minutes both in Bost's absence and even when he returns.

The 6-5 Beckham is a different type of player than Bost in that he's not a big scorer. When needed, he can score, but that isn't his top responsibility.

Also expected to see a lot of playing time is junior college transfer Brian Bryant, who has impressed from Day 1 with his speed, quickness and ability to score.

The same can also be said for the only true incoming freshman, Jalen Steele.

He's drawn multiple comparisons to Stewart, both with his demeanor and play on the court. And it's that calmness that the coach-

### ROSTER BREAKDOWN BY POSITION

#### Post Players

- 24 Kodi Augustus (6-8, 224, zdr.)
- 45 Elgin Bailey (6-8, 270, Jr.)
- 30 Wendell Lewis (6-8, 253, So.)
- 20 Taylor Luczak (6-8, 195, Jr.)
- 23 Arnett Moultrie (6-11, 230, Jr.)
- 50 John Riek (7-1, 250, So.)
- 1 Renardo Sidney (6-10, 75, So.)

#### Perimeter

- 4 Twany Beckham (6-5, 195, So.)
- 15 Riley Benock (6-4, 193, Sr.)
- 33 Brandon Bolen (6-3, 208, Sr.)
- 3 Dee Bost (6-2, 176, Jr.)
- 22 Brian Bryant (6-3, 160, Jr.)
- 2 Ravern Johnson (6-7, 175, Sr.)
- 12 Charles Parker (5-10, 168, So.)
- 21 Baxter Price (5-9, 156, So.)
- 10 Shaun Smith (6-6, 207, Fr.)
- 0 Jalen Steele (6-3, 190, Fr.)



# 8 TITLES SINCE 2002

## AT MISSISSIPPI STATE

ing staff will look to as he is introduced to the level of play that's seen in the SEC.

Another player to keep an eye on is Shaun Smith, who was redshirted last year following a decorated high school career that caught the attention of collegiate coaches nationwide.

### A DEVELOPING FRONT COURT

Augustus won't be asked to shoulder the entire load in the paint, as he'll receive help from Bailey, Wendell Lewis, John Riek and heralded standout Renardo Sidney.

The key for Bailey is to remain healthy and injury free, something that's proven to be an obstacle.

Two years ago in the regular-season finale, he severely dislocated his ankle. Then last year, he tore his ACL. However, he's been given clearance to return.

His experience is key, particularly with the development of Lewis and Riek, who saw action last year in limited play off the bench. Their roles will increase more this year, and with that comes the responsibility of more production.

And though he has yet to play, eyes across the country will be on Sidney, who came to MSU considered by many as one of the Top 5 players out of high school.

He can score inside and out, and can handle the ball like a guard. The adjustment for him will be making the transition from high school to college after sitting out a year due to an NCAA suspension.



*With the aid of assistants Phil Cunningham, George Brooks, Marcus Grant and Talvis Franklin, MSU head coach Rick Stansbury (sitting) has won a school record 255 games and five division titles entering his 13th year on the Bulldogs' bench.*

School-Record 255 Career Victories



2010-11 BULLDOG BASKETBALL





This blocked shot against Alabama's Mikhail Torrance was No. 536 of Jarvis Varnado's illustrious career. But that's just part of the story. The block was also an NCAA record, breaking the mark of 535 set by Louisiana-Monroe's Wojciech Mydra from 1998-2002. Varnado, a second round draft pick of the Miami Heat back in June, totaled 170 last year to give him 564 for his career.

Block  
No. 536



Barry Stewart finishes with a school-record 280 3-pointers



MSU's 7th  
Western Division  
Crown



Ravern Johnson  
made 87 3-pointers





**Sitting (L-R):** Brandon Bolen, Brian Bryant, Jalen Steele, Baxter Price, Dee Bost, Charles Parker, Riley Benock, Twany Beckham.  
**Standing (L-R):** Ravern Johnson, Taylor Luczak, Kodi Augustus, Arnett Moultrie, John Riek, Renardo Sidney, Wendell Lewis, Elgin Bailey, Shaun Smith.

## AN INSIDE LOOK AT THIS YEAR'S BULLDOGS

### Squad Breakdown By Class

#### Seniors (4):

Kodi Augustus, Riley Benock,  
Brandon Bolen, Ravern Johnson

#### Juniors (5)

Elgin Bailey, Dee Bost,  
Brian Bryant, Taylor Luczak,  
Arnett Mountrie

#### Sophomores (6)

Twany Beckham, Wendell Lewis,  
Charles Parker, Baxter Price,  
John Riek, Renardo Sidney

#### Freshman (2)

Shaun Smith, Jalen Steele

### Player Birthdays

Brandon Bolen (March 21, 1988)  
Jalen Steele (May 2, 1992)  
Brian Bryant (June 5, 1990)  
Riley Benock (June 7, 1989)  
Charles Parker (June 30, 1990)  
Ravern Johnson (July 21, 1988)  
Wendell Lewis (Sept. 21, 1989)  
Dee Bost (Oct. 12, 1989)  
Taylor Luczak (Oct. 15, 1988)  
Elgin Bailey (Oct. 20, 1987)  
John Riek (Nov. 1, 1989)  
Kodi Augustus (Nov. 2, 1987)

Baxter Price (Nov. 4, 1990)  
Twany Beckham (Nov. 14, 1988)  
Arnett Moultrie (Nov. 18, 1990)  
Shaun Smith (Nov. 19, 1990)  
Renardo Sidney (Dec. 6, 1989)  
Rick Stansbury (Dec. 23, 1959)

### Coaching Staff Birthdays

Rick Stansbury (Dec. 23, 1959)  
Phil Cunningham (Oct. 17, 1966)  
Marcus Grant (Nov. 21, 1973)  
George Brooks (Jan. 20, 1973)  
Talvis Franklin (Jan. 3, 1974)

### Squad Breakdown By State

#### Mississippi (5)

Brandon Bolen, Ravern Johnson, Baxter Price, Renardo Sidney,  
Shaun Smith

#### Tennessee (2)

Arnett Moultrie, Jalen Steele

#### Kentucky (2)

Twany Beckham, Riley Benock

#### Louisiana (2)

Kodi Augustus, Elgin Bailey

#### Alabama (1)

Wendell Lewis

#### Georgia (1)

Brian Bryant

#### North Carolina (1)

Dee Bost

#### New York (1)

Taylor Luczak

#### Texas (1)

Charles Parker

### Bulldog Player Facts

#### The Tallest Bulldog Player ...

John Riek (7-1)

#### The Shortest Bulldog Player ...

Baxter Price (5-9)

#### The Heaviest Bulldog Player ...

Renardo Sidney (275)

#### The Lightest Bulldog Player ...

Baxter Price (156)

#### The Oldest Bulldog Player ...

Kodi Augustus (Nov. 2, 1987)

#### The Youngest Bulldog Player ...

Jalen Steele (Nov. 19, 1992)



**NUMERICAL ROSTER**

<u>No.</u>	<u>Name</u>	<u>Pos.</u>	<u>Ht.</u>	<u>Wt.</u>	<u>Yr.</u>	<u>Exp.</u>	<u>Hometown (Prev School)</u>
0	Jalen Steele	G	6-3	190	Fr.	HS	Knoxville, TN (Fulton HS)
1	Renardo Sidney	F	6-10	275	So.	HS	Jackson, MS (Fairfax [CA])
2	Ravern Johnson	G	6-7	175	Sr.	3L	Lyon, MS (Coahoma County HS)
3	Dee Bost	G	6-2	176	Jr.	2L	Concord, NC (Hargrave Military Academy)
4	Twany Beckham	G	6-5	195	So.	1L	Louisville, KY (New Hampton [NH] School)
10	Shaun Smith	G	6-6	207	Fr.	HS	Brooksville, MS (Noxubee County HS)
12	Charles Parker	G	5-10	168	So.	1L	McKinney, TX (McKinney North HS)
15	Riley Benock	G	6-4	193	Sr.	3L	Battletown, KY (Meade County HS)
20	Taylor Luczak	F	6-8	195	Jr.	2L	Glens Falls, NY (Glen Falls HS)
21	Baxter Price	G	5-9	156	So.	1L	Brandon, MS (Northwest Rankin HS)
22	Brian Bryant	G	6-3	160	Jr.	TR	Albany, GA (Northwest Florida State)
23	Arnett Moultrie	F	6-11	230	Jr.	TR	Memphis, TN (UTEP)
24	Kodi Augustus	F	6-8	224	Sr.	3L	Baton Rouge, LA (Maine Central Institute)
30	Wendell Lewis	C	6-8	253	So.	1L	Selma, AL (Selma HS)
33	Brandon Bolen	G	6-3	208	Sr.	2L	Madison, MS (Madison-Ridgeland Academy)
45	Elgin Bailey	F	6-8	270	Jr.	2L	New Orleans, LA (Belaire HS)
50	John Riek	F	7-1	250	So.	1L	Khartoum, Sudan (IMG Academy [FL])

**ALPHABETICAL ROSTER**

<u>No.</u>	<u>Name</u>	<u>Pos.</u>	<u>Ht.</u>	<u>Wt.</u>	<u>Yr.</u>	<u>Exp.</u>	<u>Hometown (Prev School)</u>
24	Kodi Augustus	F	6-8	224	Sr.	3L	Baton Rouge, LA (Maine Central Institute)
45	Elgin Bailey	F	6-8	270	Jr.	2L	New Orleans, LA (Belaire HS)
4	Twany Beckham	G	6-5	195	So.	1L	Louisville, KY (New Hampton [NH] School)
15	Riley Benock	G	6-4	193	Sr.	3L	Battletown, KY (Meade County HS)
33	Brandon Bolen	G	6-3	208	Sr.	2L	Madison, MS (Madison-Ridgeland Academy)
3	Dee Bost	G	6-2	176	Jr.	2L	Concord, NC (Hargrave Military Academy)
22	Brian Bryant	G	6-3	160	Jr.	TR	Albany, GA (Northwest Florida State)
2	Ravern Johnson	G	6-7	175	Sr.	3L	Lyon, MS (Coahoma County HS)
30	Wendell Lewis	C	6-8	253	So.	1L	Selma, AL (Selma HS)
20	Taylor Luczak	F	6-8	195	Jr.	2L	Glens Falls, NY (Glen Falls HS)
23	Arnett Moultrie	F	6-11	230	Jr.	TR	Memphis, TN (UTEP)
12	Charles Parker	G	5-10	168	So.	1L	McKinney, TX (McKinney North HS)
21	Baxter Price	G	5-9	156	So.	1L	Brandon, MS (Northwest Rankin HS)
50	John Riek	F	7-1	250	So.	1L	Khartoum, Sudan (IMG Academy [FL])
1	Renardo Sidney	F	6-10	275	So.	HS	Jackson, MS (Fairfax [CA])
10	Shaun Smith	G	6-6	207	Fr.	HS	Brooksville, MS (Noxubee County HS)
0	Jalen Steele	G	6-3	190	Fr.	HS	Knoxville, TN (Fulton HS)

**HEAD COACH:** Rick Stansbury (Campbellsville, 1982; 13th year)

**ASSISTANTS:** Phil Cunningham (Campbellsville, 1990; 11th year)

Marcus Grant (Mississippi State, 1995; 7th year)

George Brooks (Mississippi State, 1996; 1st year)

**OPERATIONS COORDINATOR:** Talvis Franklin (MSU, 2007; 4th year)

**PRONUNCIATION GUIDE**

**KODI AUGUSTUS:** CO-DEE

**TWANY BECKHAM:** TWAH-NEE

**RILEY BENOCK:** BEE-KNOCK

**RAVERN JOHNSON:** RAY-VERN

**WENDELL LEWIS:** WIN-DELL

**TAYLOR LUCZAK:** LOU-SACK

**ARNETT MOULTRIE:** MOLE-TREE

**JOHN RIEK:** REEK



# 2010-11 TV/RADIO ROSTER




**0** JALEN STEELE  
6-3 • 190 • Fr • G  
Knoxville, TN



**1** RENARDO SIDNEY  
6-10 • 275 • So • F  
Jackson, MS




**2** RAVERN JOHNSON  
6-7 • 175 • Sr • G  
Lyon, MS



**3** DEE BOST  
6-2 • 176 • Jr • G  
Concord, NC



**4** TWANY BECKHAM  
6-5 • 195 • So • G  
Louisville, KY



**10** SHAUN SMITH  
6-6 • 207 • Fr • G  
Brooksville, MS



**12** CHARLES PARKER  
5-10 • 168 • SO • G  
McKinney, TX



**15** RILEY BENOCK  
6-4 • 193 • Sr • G  
Battletown, KY



**20** TAYLOR LUCZAK  
6-8 • 195 • Jr • F  
Glens Falls, NY



**21** BAXTER PRICE  
5-9 • 156 • So • G  
Brandon, MS




**22** BRIAN BRYANT  
6-3 • 160 • Jr • G  
Albany, GA



**23** ARNETT MOULTRIE  
6-11 • 230 • Jr • F  
Memphis, TN



**24** KODI AUGUSTUS  
6-8 • 224 • Sr • F  
Baton Rouge, LA



**30** WENDELL LEWIS  
6-8 • 253 • So • C  
Selma, AL



**33** BRANDON BOLEN  
6-3 • 208 • Sr • G  
Madison, MS



**45** ELGIN BAILEY  
6-8 • 276 • Jr • F  
New Orleans, LA



**50** JOHN RIEK  
7-1 • 250 • So • F  
Khartoum, Sudan




RICK STANSBURY  
Head Coach  
(255-140, 13th season)



2010-11 BULLDOG BASKETBALL






# 24 KODI AUGUSTUS

## SENIOR • F • 6-8 • 220

<b>HOMETOWN:</b>	Baton Rouge, La.
<b>HIGH SCHOOL:</b>	Maine Central Institute
<b>GAMES PLAYED:</b>	70
<b>GAMES STARTED:</b>	42
<b>YEARS LETTERED:</b>	3

### 2009-10 • Junior

- Appeared in 34 games for the Bulldogs and drew 33 starts.
- Scored a season-high 17 points three times — Kentucky (2-16-10), San Diego (12-31-09) and St. Bonaventure (12-5-09).
- Had a season-high 16 rebounds at Houston (12-19-09).
- Finished second on the team with 185 rebounds and was also second with 31 blocked shots.
- Recorded two double-doubles (13 pts, 12 rebs at Ole Miss, 1-09-10; 10 pts, 10 rebs at Arkansas, 1-28-10).
- Was suspended against SE Louisiana and Bethune-Cookman.
- On the year, averaged 8.9 points and 5.4 rebounds.
- In the SEC Tournament, averaged 5.3 points and 3.3 rebounds, hitting 8 of his 23 shots from the floor.
- Against Jackson State and North Carolina in the NIT, averaged 8.5 points and 3.5 rebounds.
- In mid-December, made 16-straight free throws.



### 2008-09 • Sophomore

- Scored a career-high 19 points in 17 minutes against Georgia in the opening round of SEC Tournament.
- Started the first nine games for the Bulldogs and played in 16 more after seeing limited action in just 11 games as a true freshman.
- Was second on the team at the foul line with a 79.2 percent accuracy (42 of 53).
- Finished seventh on the team with seven blocked shots.
- Averaged 6.2 points and 3.4 boards.
- Had career-high nine rebounds against Texas Tech in the Legends Classic in New Jersey.
- Due to a coaching decision, did not play in 11 games.
- In the SEC Tournament, averaged 9.8 points and 3.0 rebounds, while draining 6 of his 12 3-pointers. From the field, he was 12 of 23.
- Against Washington in the opening round of the NCAA Tournament, he scored nine points and had eight rebounds en route to earning Chevrolet Player of the Game honors.

### 2007-08 • Freshman

- Averaged 1.5 points (5-13 FGs; 2-7 treys & 4-7 FTs) and 1.1 rebounds per game in 11 brief appearances (4.7 mins/gm).
- Saw total of two minutes of playing time in just two regular-season SEC outings.
- Did not see game action in the last 16 contests (last was Jan. 26 home win against Ole Miss).
- Blocked a shot (his third of the year) in one-minute stint vs. Ole Miss (Jan. 26).
- Connected on 1-of-2 field goal attempts against his hometown LSU Tigers in his SEC debut (1 min) at Baton Rouge on Jan. 9 for his first two points since Dec. 19 at Loyola Marymount.



- High point of his rookie campaign was the Dec. 8 Southeastern Louisiana contest in which he set season highs for points (8), field goals made (3) and attempted (5), 3-pointers made (2), rebounds (6) and minutes played (11).



# KODI AUGUSTUS

• Hit a field goal in his only attempt and made 1-of-2 free throws, as well as collecting his first two assists and first steal of the campaign, in 10-minute stint at Loyola Marymount.

## Prep School

Averaged a team-leading 18.9 points, along with seven rebounds and three blocks per game for coach Dave Campbell at Maine Central Institute in Pittsfield, Maine - the same prep school which has produced NBA players Sam Cassell, Cuttino Mobley, Caron Butler, DerMarr Johnson and Brad Miller. ... Started all 29 games for the Huskies, recording six double-doubles during the campaign. ... His single-game

2006-07 season-best efforts of 30 points and 22 rebounds came against Lee Academy. ... Rated as the nation's No. 20 post-graduate player by Scout.com.

## High School

Averaged 16.9 points, 7.8 rebounds and 2.1 blocks per game to earn 2005-06 All-District 20-5A First Team honors for coach James Bailey at Willowridge High School in Houston, Texas - the same high school which produced current NBA guards T.J. Ford and Daniel Ewing, formerly of Texas and Duke, respectively. ... Posted single-game season highs of 36 points, 17 rebounds and seven blocked shots for the Eagles in 2005-06. ... Chosen to the 2006

Houston Area Basketball Coaches Association All-Star Game. ... Rated seventh among Texas recruits by Rivals.com in 2006. ... Starred for coach John Eurey's Houston Superstars AAU ballclub. ... Played for coach Larry Grantham at Baton Rouge's Tara High School before moving to Texas.

## Personal

Kodi Augustus was born November 2, 1987, in Baton Rouge, La. ... Majoring in Political Science. ... The son of Troy and Georgiana Carter. ... Cousin of WNBA standout and former LSU All-American Seimone Augustus.

## Career Highs

- ◆ **PTS:** 19 vs. Georgia (3-12-09)
- ◆ **FGM:** 6, four times  
last vs. Vanderbilt (2-3-10)
- ◆ **FGA:** 13 at Arkansas (1-28-10)
- ◆ **3GM:** 4 vs. Kentucky (2-16-10)
- ◆ **3GA:** 7 vs. Kentucky (2-16-10)
- ◆ **FTM:** 8, two times  
last vs. Old Dominion (11-28-09)
- ◆ **FTA:** 8, four times  
last vs. South Carolina (2-17-10)
- ◆ **RBS:** 16 at Houston (12-19-09)
- ◆ **AST:** 3, three times  
last vs. Alabama (2-24-10)
- ◆ **BLK:** 5, Wright State (12-16-09)
- ◆ **STL:** 2, four times  
last vs. North Carolina (3-20-10)
- ◆ **MIN:** 35 at South Carolina (2-27-10)

◆ Career double-doubles: 2



## CAREER STATS FOR KODI AUGUSTUS

Year	GP-GS	Min/Avg	FG-FGA	Pct	3FM-3GA	Pct	FT-FTA	Pct	Rebs	PF-D	Ast	TO	Blk	Stl	Pts/Avg
2007-08	11-0	52-4.7	5-13	.385	2-7	.286	4-7	.571	12-1.1	8-0	2	7	3	1	16/1.5
2008-09	25-9	328-13.1	52-108	.481	10-31	.323	42-53	.792	86-3.4	38-1	8	33	7	7	156/6.2
2009-10	34-33	765-22.5	95-235	.404	35-95	.368	78-100	.780	185-5.4	81-0	27	62	31	18	303-8.9
<b>TOTAL</b>	<b>70-42</b>	<b>1145-16.4</b>	<b>152-356</b>	<b>.427</b>	<b>47-133</b>	<b>.353</b>	<b>124-160</b>	<b>.775</b>	<b>283-4.0</b>	<b>127-1</b>	<b>37</b>	<b>102</b>	<b>41</b>	<b>26</b>	<b>475-6.8</b>





**15 RILEY BENOCK**  
**SENIOR • G • 6-4 • 193**

**HOMETOWN:** Battletown, KY  
**HIGH SCHOOL:** Meade County HS  
**GAMES PLAYED:** 100  
**GAMES STARTED:** 0  
**YEARS LETTERED:** 3

**2009-10 • Junior**

- Appeared in all 36 games for Mississippi State and averaged 1.7 points.
- Scored a season-high 9 points twice — Centenary (12-22-09) and St. Bonaventure (12-5-09).
- Had a career-high 5 rebounds against Kentucky (2-16-10).
- In addition to his 9 points against St. Bonaventure, he also dished out a career-best five assists.
- Played a season-high 22 minutes in a 74-66 win against Alabama.
- In the SEC Tournament, averaged 2.7 points and 0.7 rebounds, hitting 3 of his 5 shots from the floor and draining two treys.
- Against Jackson State and North Carolina in the NIT, averaged 1.5 points and dished out two assists.

**2008-09 • Sophomore**

- Saw action in all 36 games for the Bulldogs as a reserve.
- Connected on 26 of his 67 shots, and was 3-of-4 against Arkansas on Feb. 7.



- Averaged 2.3 points and 0.9 rebounds per outing.
- His 16 steals tied for the fifth-most on the team.
- Scored season-high 9 points against Arkansas at home on 2-7-09. His points were the result of three 3-pointers.
- Also scored 8 points vs. Nicholls State on a season-high 8 field goal attempts.
- Dished out two assists in six games.
- Against Centenary in the season opener, had a career-high 3 steals.
- In the offseason, had foot surgery to repair stress fracture.

**2007-08 • Freshman**

- Averaged 1.8 points, 0.8 assists and 0.7 rebounds per game in 28 appearances.
- In SEC play, hit 7 of his 12 3-point attempts.
- Hit a team-leading 42.4 percent from three-point range (14-33 treys), with all but four of his 37 overall shot attempts and all but one of his 15 made field goals having come from beyond the 3-point arc.
- Credited with 22 assists on the season with six multi-assist outings.
- Set season highs in points (12), FGs made (4) and attempted (5), 3-pointers made (4) and attempted (5), and minutes played (21) in the win against Ole Miss.
- Standout non-SEC outing of his rookie campaign was a 10-point (3-3 treys), four-assist effort (1 TO) vs. UT-Martin.
- Totaled three points, a season-high four boards as well as an assist and a steal vs. Southeastern Louisiana.
- Did not see action in seven games, including SEC Tournament and the two NCAA Tournament games.

**High School**

Three-year starter for coach Jerry Garris at Meade County High School. ... Totaled



1,159 career points (12.6 ppg), 517 rebounds (5.6 rpg), 427 assists (4.6 apg), 236 steals (2.6 spg) and 113 blocks during his three varsity seasons at MCHS, while



# RILEY BENOCK

also hitting 43 percent from three-point range (177 career made 3-pointers) and 74 percent from the charity stripe. ... Helped lead the Greenwave to a three-year composite record of 56-30 (.651), including 11th District Tournament championships and 3rd Region Tournament semifinal-round appearances his last two seasons. ... Compiled team-leading averages of 17.9 points, 7.1 rebounds, 4.4 assists, 2.2 steals and 1.7 blocks per game, while also hitting 87-of-200 (44%) of his three-point attempts, as a second-team all-state recipient for the 23-7 Greenwave club. ... Selected the 2006-07 3rd Region Player of the Year by the Kentucky Association of Basketball Coaches (KABC) as well

as being chosen Elizabethtown's All-Area Player of the Year. ... Registered seven double-doubles as a senior, highlighted by a 35-point, 11-rebound effort against Breckinridge County in which he hit 8-of-13 three-point attempts. ... Other single-season statistical highs as a senior included 12 rebounds, nine assists, seven blocks and five steals. ... Capped his high school career by representing his home state in the Indianapolis Star's Indiana/Kentucky All-Star Game. ... Also competed in the 2007 KABC East-West All-Star Game and the Ohio-Kentucky All-Star Game. ... Averaged 12.2 points, 7.1 rebounds, 5.3 assists, 3.4 steals and 1.7 blocks per contest as a junior in helping lead Meade County to a

20-9 record, including claiming the school's first district title in 14 years and advancing to the regional tournament for the first time since 2000. ... Also earned three baseball letters as a pitcher at MCHS. ... Ranked sixth in his graduating class of 335 seniors with a perfect 4.00 cumulative grade point average.


## Personal

John Riley Benock was born June 7, 1989, in Elizabethtown, Ky. ... Majoring in physical education/kinesiology. ... The son of Tom and Karen Benock.

## Career Highs

- ◆PTS: 12 vs. Ole Miss (1-26-08)
- ◆FGM: 4 at Ole Miss (1-26-08)
- ◆FGA: 6 vs. Nicholls State (12-22-08)
- ◆3GM: 4 vs. Ole Miss (1-26-08)
- ◆3GA: 6 vs. Nicholls State (12-22-08)
- ◆FTM: 3 vs. Georgia (1-12-08)
- ◆FTA: 4 vs. Georgia (1-12-08)
- ◆RBS: 5 vs. Kentucky (2-16-10)
- ◆AST: 5 vs. St. Bonaventure (12-5-09)
- ◆BLK: 1, 11 times  
last vs. Florida (3-12-10)
- ◆STL: 3 vs. Centenary (11-15-08)
- ◆MIN: 22 vs. Alabama (2-24-10)


◆Career double-doubles: 0



## CAREER STATS FOR RILEY BENOCK

Year	GP-GS	Min/Avg	FG-FGA	Pct	3FM-3GA	Pct	FT-FTA	Pct	Rebs	PF-D	Ast	TQ	Blk	Stl	Pts/Avg
2007-08	28	228-8.1	15-37	.405	14-33	.424	5-8	.625	19-0.7	16-0	22	16	4	4	49-1.8
2008-09	36	409-11.4	26-67	.388	21-56	.375	8-12	.667	32-0.9	35-1	25	17	2	16	81-2.3
2009-10	36	419-11.6	21-59	.356	17-52	.327	1-4	.250	33-0.9	28-0	25	20	5	16	60-1.7
<b>TOTAL</b>	<b>100</b>	<b>1056-10.6</b>	<b>62-163</b>	<b>.380</b>	<b>52-141</b>	<b>.369</b>	<b>14-24</b>	<b>.583</b>	<b>84-0.8</b>	<b>79-1</b>	<b>72</b>	<b>53</b>	<b>11</b>	<b>36</b>	<b>190-0.9</b>





# 2 RAVERN JOHNSON

SENIOR • G • 6-7 • 175

**HOMETOWN:** Lyon, MS  
**HIGH SCHOOL:** Coahoma County HS  
**GAMES PLAYED:** 100  
**GAMES STARTED:** 69  
**YEARS LETTERED:** 3

## 2009-10 • Junior

- Appeared in 35 games for the Bulldogs and drew 33 starts.
- Was second in scoring with a 13.2 clip.
- Scored a career-high 29 points against UCLA (12-12-09) on 12 of 15 shooting
- Had a career-high 8 rebounds at Arkansas (1-28-10).
- Scored in double-digits 27 times, the third-most on the team. He also scored 20 or more points five times, the second most.
- Led MSU in scoring a team-high 14 times.
- Connected on five 3-pointers three times — UCLA (12-12-09), Centenary (12-22-09) and Mississippi Valley State (12-28-09).
- Led MSU with 87 3-pointers (4th most in the SEC), the third-highest output in a single season at MSU.
- Currently ranks 4th all-time in school history with 177 made treys.
- Averaged 12.67 points in the SEC Tournament and 8.5 in the NIT.
- Was SEC Player of the Week on Dec. 14.



## 2008-09 • Sophomore

- The first-year starter led MSU with 83 3-pointers on 210 attempts.
- His 83 3-pointers were the third most in a single season behind Darryl Wilson's 97 ('95-96) and 94 ('94-95).
- In first-career start against Centenary, responded with 15 points and drained a team-high five 3-pointers.
- Scored a then career-high 26 points against Western Kentucky.
- Against WKU, he made a career-high nine field goals, including a career-best six 3-pointers on seven attempts.
- His 12.1 scoring clip was third-best on the team, and he started all 36 games.
- Grabbed a career-best eight rebounds vs. Nicholls State and logged a career-high 44 minutes in a double-overtime outing at Alabama.
- Scored 20-plus points a team-high five times.

## 2007-08 • Freshman

- Averaged 2.4 points (29-63 FGs for 46% & 6-23 treys for 26%) and 1.1 rebounds per game in 28 back-up appearances (6.4 mins/gm).
- In SEC play, he averaged 2.5 points and 1.2 boards.
- Had a rebound vs. Oregon in the NCAA Tournament and was 2-for-2 shooting and scored five points against Memphis in the second round.
- Had two rebounds and one steal (0-1 FGs) in 10 minutes at SEC Tournament.
- Had scored 11 total points on 5-6 FGs and handed out four assists in his previous three games before SEC Tournament.
- Scored five points and had two assists in 10 minutes at Florida (his most pts and most minutes since Feb. 2 vs. Tennessee).
- Also scored five points at Arkansas (12 mins) on 2-of-4 FGs (1-2 treys) and had one offensive board.



- Totaled six points (3-5 FGs), season-high three rebounds, two assists and a block at Loyola Marymount (11 mins).

## High School

Two-time all-state selection while starring at Coahoma County High School in Clarks-



# RAVERN JOHNNSON

dale, Miss. ... Helped lead coach Isaiah Peterson's Red Panthers to a composite record of 94-20 (.825) the past three seasons, including back-to-back Class 2A state championships in 2005-06 and 2004-05 with overall records of 35-5 and 32-5, respectively... Named the 2006-07 Gatorade Mississippi Boys' Basketball Player of the Year and earned All-State First Team honors from The Clarion-Ledger newspaper for the second straight year after averaging 22.7 points, 4.5 rebounds and 2.2 assists per game as a senior. ... Also shot 91 percent from the free-throw line this in helping lead Coahoma County to a 27-10 record and a semifinal-round finish in the state tournament. ... Reached the 30-point mark seven times in 2006-07, including a

career-high 38 points against Coldwater. ... Totaled 23 points (8-17 FGs, 3-7 treys & 4-4 FTs), three rebounds and three assists in helping pace Mississippi to a 118-113 victory against Alabama in the 2007 Mississippi/Alabama All-Star Game. ... Garnered 2005-06 Mr. Basketball accolades from The Clarion-Ledger after averaging 23.0 points, 7.1 rebounds and 1.6 assists per contest as a junior in leading the 35-5 Red Panthers to a second consecutive Class 2A state championship and a No. 2 overall state ranking. ... Also converted on 84 percent of his charity tosses during his junior campaign. ... Tallied 30 or more points six times in 2005-06, including a season-high 34 points against West Tallahatchie. ... Posted three 30-point outings during


postseason play as a junior, including 33 points versus Coahoma AHS in the regional playoffs and 32 against Potts Camp during the 2A north state tournament. ... Averaged 20.1 points and 9.9 rebounds as a sophomore to earn honorable mention all-state status by The Clarion-Ledger. ... Helped lead the 2004-05 CCHS ballclub to a 32-5 record and a school-first Class 2A state title.

## Personal

Ravern Gerrod Johnson was born July 21, 1988, in Clarksdale, Miss. ... Majoring in educational psychology. ... The son of Clarence and Catherine Hornburger.

## Career Highs

- ◆PTS: 29 vs. UCLA (12-12-09)
- ◆FGM: 12 vs. UCLA (12-12-09)
- ◆FGA: 19 at Arkansas (1-28-10)
- ◆3GM: 6 vs. Western Kentucky (1-5-09)
- ◆3GA: 10, seven times  
last vs. LSU (2-20-10)
- ◆FTM: 4, four times  
last vs. South Carolina (3-13-09)
- ◆FTA: 5 vs. Alabama State (12-6-08)
- ◆RBS: 8, twice  
last at Arkansas (1-28-10)
- ◆AST: 3, seven times  
last vs. Kentucky (3-14-10)
- ◆BLK: 2, 7 times  
last vs. Georgia (1-16-10)
- ◆STL: 2, five times  
last vs. Ole Miss (2-11-10)
- ◆MIN: 44, at Alabama (2-21-09)
- ◆Career double-doubles: 0



## CAREER STATS FOR RAVERN JOHNSON

Year	GP-GS	Min/Avg	FG-FGA	Pct	3FM-3GA	Pct	FT-FTA	Pct	Rebs	PF-D	Asst	TO	Blk	Stl	Pts/Avg
2007-08	29-0	187/6.4	31-65	.477	7-24	.292	4-10	.400	30-1.0	10-0	10	12	4	3	73/2.5
2008-09	36-36	1099/30.5	156-362	.431	83-210	.395	39-46	.848	110-3.1	49-0	40	55	18	14	434/12.1
2009-10	36-36	1010/28.9	173-362	.478	87-214	.407	28-43	.651	120-3.4	46-1	23	44	16	14	461/13.2
<b>TOTAL</b>	<b>100-69</b>	<b>2296-23.0</b>	<b>360-789</b>	<b>.456</b>	<b>177-448</b>	<b>.395</b>	<b>71-99</b>	<b>.717</b>	<b>260-2.6</b>	<b>105-1</b>	<b>73</b>	<b>111</b>	<b>38</b>	<b>31</b>	<b>968-9.7</b>





# 45 ELGIN BAILEY

JUNIOR • F • 6-8 • 276

<b>HOMETOWN:</b>	New Orleans, LA
<b>HIGH SCHOOL:</b>	Belaire HS
<b>GAMES PLAYED:</b>	62
<b>GAMES STARTED:</b>	0
<b>YEARS LETTERED:</b>	2

## 2009-10 • Junior

- Due to an ankle injury, received a medical redshirt after appearing in just four games.
- In those four games, logged just 17 minutes and missed all four field-goal attempts.
- Scored one point, a free throw against Texas-Pan American on 11-24-09.
- Last game came against Old Dominion in South Padre, where in six minutes he was 0-1 from the floor.
- His lone block came against Texas-Pan American.

## 2008-09 • Sophomore

- Saw action in 27 games before a severely dislocated ankle against Florida in early March sidelined him for the remainder of the season.
- Had career-high 10 points against both North Alabama and Centenary.
- Finished second on the team with 26 blocked shots behind Jarvis Varnado, a stat that was 15th in the SEC.
- Averaged 3.9 points and 2.4 boards.



- Just missed out on first-career double-double with seven points and nine rebounds against Louisiana-Monroe.
- At home against North Alabama and LSU in double-overtime, hit six of his eight free throws.
- Before the injury against the Gators, he hit three of his five shots from the floor and had four rebounds to go along with his one assist and two steals.

## 2007-08 • Freshman

- Averaged 1.7 points and 1.5 rebounds per game in 31 appearances (6.8 mins) as a true freshman, including 2.2 ppg (11-19 FGs & 11-22 FTs) and 1.4 rpg (7.5 mins) in SEC play.
- 20 of his 46 total rebounds for the season were offensive boards.
- Played three minutes in NCAA Tournament win against Oregon and seven in the loss to Memphis.
- Totaled one offensive board (vs. Ala.) and 0-1 FGs (vs. Ga.) in 12 total minutes during the SEC Tournament
- Matched his season high with eight points on 4-of-5 FGs, along with three offensive rebounds, in home win over Arkansas (11 mins).
- Also tallied eight points on 2-of-2 FGs & 4-of-7 FTs, along with adding three boards and two blocks, in home win against Ole Miss in just 11 minutes.
- Played a season-most 14 minutes vs. Southeastern Louisiana, totaling two points, four rebounds (3 off.), an assist and a steal
- Hit a field goal in his only attempt and made 1-of-2 free throws, as well as collecting his first two assists and first steal of the campaign, in 10-minute stint at Loyola Marymount.

## High School

Averaged around 18 points, 12 rebounds and five blocks per outing as a senior co-



captain at Baton Rouge's Belaire High School to collect Class 4A All-State Honor-



# ELGIN BAILEY

able Mention honors from the Louisiana Sports Writers Association (LSWA). ... Named to The Morning Advocate's 2006-07 All-Metro Team, while also being chosen the District 6-4A MVP and the district's top defensive player. ... Helped lead coach Michael Banks' 2006-07 Belaire ballclub to a 21-12 overall record, including being named tourney MVP in pacing the BHS Bengals to the East Baton Rouge Parish Tournament title. ... Scored a career-high 33 points, in addition to pulling down 26 rebounds and being credited with 14 blocked shots, against Glen Oaks during his senior season. ... Collected a career-most 28 rebounds and matched his season high with 14 blocks versus Zachary. ... Aver-

aged around 15 points, 12 rebounds and three blocks per contest as a junior despite missing half the season due to a transfer ruling. ... Earned 2005-06 All-District 6-4A First Team accolades and was named one of the district's best defensive players. ... During his junior season, his single-game superlatives included 29 points versus Glen Oaks, 27 rebounds against Lee and 15 blocks versus Istrouma. ... Previously competed at Baton Rouge's Glen Oaks High School prior to transferring to Belaire in 2005.

in New Orleans, La. ... Majoring in human sciences. ... The son of April Stewart and Grayln Tate Sr.

## Personal

Elgin L. Bailey was born October 20, 1987,

### Career Highs

- ◆PTS: 10, twice  
last vs. North Alabama (11-19-08)
- ◆FGM: 4, twice  
last vs. Centenary (11-15-08)
- ◆FGA: 11 vs Centenary (11-15-08)
- ◆FTM: 6, twice  
last vs. North Alabama (11-19-08)
- ◆FTA: 8 vs LSU (2-11-09)
- ◆RBS: 9 vs. LA-Monroe (11-17-08)
- ◆AST: 2 vs. North Alabama (11-17-08)  
last vs. Kentucky (3-14-10)
- ◆BLK: 3, 4 times  
last vs. Georgia (1-16-10)
- ◆STL: 2, three times  
last vs. Florida (3-04-09)
- ◆MIN: 17, twice  
vs. Fairleigh-Dickinson (11-22-08)
- ◆Career double-doubles: 0



## CAREER STATS FOR ELGIN BAILEY

Year	GP-GS	Min/Avg	FG-FGA	Pct	3FM-3GA	Pct	FT-FTA	Pct	Rebs	PF-D	Ast	TO	Blk	Stl	Pts/Avg
2007-08	31-0	212/6.8	18-38	.474	0-0	.000	16-41	.390	46-1.5	43-0	1	16	8	4	52/1.7
2008-09	27-0	290/10.7	39-89	.438	0-0	.000	28-46	.609	64-2.4	44-1	6	32	26	16	106/3.9
2009-10	4-0	17/4.3	0-4	.000	0-0	.000	1-5	.200	0-0.0	2-0	0	1	1	0	1/0.3
<b>TOTAL</b>	<b>62-0</b>	<b>519-8.4</b>	<b>57-131</b>	<b>.435</b>	<b>0-0</b>	<b>.000</b>	<b>45-92</b>	<b>.489</b>	<b>110-1.8</b>	<b>89-1</b>	<b>7</b>	<b>49</b>	<b>35</b>	<b>20</b>	<b>159-2.6</b>





# 3 DEE BOST

JUNIOR • G • 6-3 • 175

**HOMETOWN:** Concord, N.C.  
**HIGH SCHOOL:** Concord HS  
**GAMES PLAYED:** 72  
**GAMES STARTED:** 72  
**YEARS LETTERED:** 2

## 2009-10 • Sophomore

- Appeared in 36 games and enters junior season with 72-consecutive starts.
- Was third in scoring with a 13.0 clip.
- Scored a career-high 32 points against Auburn (2-13-10) on 11-of-19 shooting, including 7 made 3s beyond the arc.
- Led MSU and was second in the SEC with 188 assists, the sixth highest output in a single season at MSU.
- Currently ranks 8th in school history with 344 assists.
- Dished out a career-high 11 assists at Houston (12-19-09).
- Has made an assist in 57-straight games and 71 of the 72 games he's played.
- Was third on team with 70 made treys.
- Scored in double-digits 26 times and totaled 20 or more points seven times.
- Was one rebound shy of first double-double of the year against Auburn (2-13-10).
- Averaged 12.3 points and handed out 12 assists in the SEC Tournament.
- In the two NIT games, averaged 11.3 points and was credited with 17 assists.



## 2008-09 • Freshman

- Started all 36 games and named to the All-SEC Freshman team and tabbed honorable mention Freshman All-American by CollegeHoops.net.
- Named SEC freshman of the week twice.
- Collected a career-high 10 rebounds against South Carolina (3-13-09).
- Became the first true freshman to start on opening day since Jamont Gordon in 2005-06.
- Led MSU with 156 assists, the third most in the SEC and the most by any MSU freshman in school history.
- Also set freshman records with free throws made (122) and free throws attempted (170), while his 52 steals and 161 3-pointers attempted were second.
- Had 10 assists twice, against North Alabama and Alabama, becoming the first MSU player to dish out 10 since Jamont Gordon in 2007-08 against Bama.
- Scored in double digits 20 times, including 15 of the last 23 games.
- Had first double-double against Alabama on 1-14-09 (13 points, 10 assists).
- Scored a career-high 25 points on Feb. 7 at home against Arkansas.
- Lone blocked shot came at Ole Miss.

## 2007-08 • Prep School

Averaged 18.5 points, 5.5 rebounds, 4.7 assists and 3.6 steals per game as a post-graduate player to help lead Hargrave Military to a perfect 29-0 record and the 2007-08 National Prep Championship title. ... Shot 45 percent from the field, 38 percent from the three-point arc and 83 percent from the line as a co-captain for coach Kevin Keatts. ... Garnered tournament MVP honors after averaging 30 points, 4.7 rebounds, 2.0 assists and 2.0 steals during the 2008 National Prep Championships held at New York's Fordham University. ... Scored a season-high 36 points on 6-of-8 three-point shooting in Hargrave's semifinal



round tournament win against Brewster Academy. ... Capped his prep career by being selected to the all-tournament team of the 2008 Charm City Challenge after scoring a team-high 17 points, along with adding four assists, two rebounds, two steals and a block, for the United States All-Stars



# DEE BOST

against the Baltimore All-Stars. ... Rated No. 4 nationally among the 2007-08 post-graduate player rankings by Scout.com.

## High School

Two-sport standout at Concord (N.C.) High School, helping the Spiders become the first 3A school in North Carolina history to claim state titles in both football and basketball during the same academic year. ... Also earned the distinction of collecting game MVP honors during both the state championship football and basketball title games. ... Named the 2006-07 Male Athlete of the Year by the North Carolina High School Athletic Association (NCHSAA) and the Charlotte Observer newspaper. ... Chosen

North Carolina's 2006-07 Class 3A Player of the Year by NCPreps.com and collected Cabarrus County Player of the Year honors by the Independent Tribune newspaper. ... Averaged 17 points, 6.5 rebounds and five assists per game in 2006-07 to help lead coach Andy Poplin's CHS team to the 3A state hoops crown. ... Earned MVP honors of North Carolina's 3A Western Regional in 2007. ... Tallied 27 points in his MVP effort against Kinston in the state championship game. ... Voted MVP of the 2007 North Carolina-South Carolina All-Star Basketball Game... Passed for 2,958 yards and 25 touchdowns on 64-percent accuracy to direct coach E.Z. Smith's 13-3 Spiders to the 2006 Class 3A state football title.


## Personal

Dee Bost was born October 12, 1989, in Charlotte, N.C. ... Majoring in industrial technology. ... The son of Frances Bost and Marcus Blackwelder.

## Career Highs

- ◆PTS: 32 vs. Auburn (2-13-10)
- ◆FGM: 11 vs. Auburn (2-13-10)
- ◆FGA: 21 vs. Kentucky (2-16-10)
- ◆3GM: 7 vs. Auburn (2-13-10)
- ◆3GA: 12, twice  
last vs. Auburn (2-13-10)
- ◆FTM: 10, LSU (2-11-09)
- ◆FTA: 12, twice  
last at Ole Miss (1-09-10)
- ◆RBS: 10 vs. South Carolina (3-13-09)
- ◆AST: 11 vs. Wright State (12-16-09)
- ◆BLK: 1, 8 times  
last vs. Auburn (2-13-10)
- ◆STL: 4 vs. San Diego (12-30-08)
- ◆MIN: 47, twice  
last at Alabama (2-21-09)


◆Career double-doubles: 2



## CAREER STATS FOR DEE BOST

Year	GP-GS	Min/Avg	FG-FGA	Pct	3FM-3GA	Pct	FT-FTA	Pct	Rebs	PF-D	Asst	TO	Blk	Stl	Pts/Avg
2008-09	36-36	1137/31.6	108-307	.352	54-161	.335	122-170	.718	129-3.6	81-2	156	102	1	52	392/10.9
2009-10	36-36	1255/34.9	147-367	.478	70-199	.352	104-144	.722	158-4.4	71-1	188	118	7	47	468/13.0
<b>TOTAL</b>	<b>72-72</b>	<b>2392-33.2</b>	<b>255-674</b>	<b>.378</b>	<b>124-360</b>	<b>.344</b>	<b>226-314</b>	<b>.720</b>	<b>287-4.0</b>	<b>152-3</b>	<b>344</b>	<b>220</b>	<b>8</b>	<b>99</b>	<b>860-11.9</b>





# 4 TWANY BECKHAM

Sophomore • G • 6-5 • 155

HOMETOWN:	Louisville, KY
HIGH SCHOOL:	Ballard HS
GAMES PLAYED:	33
GAMES STARTED:	0
YEARS LETTERED:	1

## 2009-10 • Redshirted

- Sat out the entire 2009-10 campaign after having surgery on both hips to remove bone spurs.
- Had first surgery in September in Nashville, then returned to the Music City in December for second surgery.
- He also had 2 rebounds, 2 assists and 2 steals against the Knights.

## 2008-09 • Freshman

- Due to a foot injury, did not play the first three games.
- Saw first action against Fairleigh Dickinson and responded with 4 points on 2-of-2 shooting.
- He also had 2 rebounds, 2 assists and 2 steals against the Knights.
- Had his most productive outing at St. Bonaventure, scoring a career-high 8 points on 2-of-3 shooting from the floor and 4-of-6 shooting at the foul line in 20 minutes. He also dished out 3 assists, had 1 steal and just one turnover.



- Played in the last 32 games and was one of MSU's first players off the bench.
- Averaged 1.6 points and 1.5 rebounds.
- Logged a total of 33 minutes in the SEC Tournament and averaged 1.5 points, 2.0 rebounds and dished out three assists. Best game was against Georgia, where he tallied 3 points and was credited with 2 assists.
- Played seven minutes against Washington in the NCAA Tournament and did not score.

## 2007-08 • Prep School

Averaged 15.0 points, 6.0 rebounds and 8.0 assists as a fifth-year player for coach Pete Hutchins at the New Hampton School in the highly competitive Class A division of the New England Preparatory School Athletic Council. ... Led the Huskies in Assists. ... Ranked as the team's second-leading scorer.

## High School

Three-year starter for coach Chris Renner at Ballard High School in Louisville, Ky., where he helped pace the Bruins to a three-year composite mark of 86-16 (.843) and a pair of Sweet 16 state tournament appearances. ... Averaged 16.1 points, 8.1 rebounds, 4.2 assists and 2.3 steals per game to earn first-team all-state honors. ... Chosen the 7th Region Player of the Year in 2006-07. ... Capped his Ballard High School career by representing his home state (along with State sophomore guard Riley Benock) in the Indiana/Kentucky All-Star series. ... Recorded 11 double-doubles in 2006-07, including a triple-double with 12 points, 11 assists and 10 rebounds in only 18 minutes against Manual in the regional tournament. ... Posted 10 games with 20 or more points in 2006-07, including a season-high 31 points, 11 boards, seven steals and five assists versus St. Xavier. ... Named MVP of the prestigious 2007 Louisville Invita-



tional Tournament (LIT), averaging 22.5 points on 65-percent shooting (39-60 FGs) during the four-game tourney. ... Tipped off the LIT with a 29-point perfor-



# TWANY BECKHAM

mance (13-18 FGs) against Pleasure Ridge Park. ... Capped a mid-season, six-game stretch, in which he averaged 24.0 points on 62.6 percent shooting (57-91 FGs), with a 28-point effort versus Waggener. ... Credited with double-digit rebounds 12 times in 2006-07, including 20 and 16 boards (22 of the 36 rebounds were offensive) his first two outings of the year. ... Named to the 2007 Kentucky High School Athletic Association (KHSAA) Sweet 16 All-Tournament Team after leading the Bruins to a 35-3 record and a state runner-up finish. ... Averaged 14.3 points, 6.6 rebounds, 4.9 assists and 2.2 steals per contest as a junior to earn third-team all-state laurels from the Courier-Journal newspaper and help pace the 2005-06 Ballard club to a 22-10 mark. ... Averaged 6.9 points, 4.0 assists, 3.4 rebounds and 2.1 steals an outing as a sophomore starter for the Bruins' 29-3 Sweet 16 ballclub in 2004-05. ... Originally signed with Indiana-Purdue-Indianapolis (IUPUI) after high school.

## Personal

Twany Beckham was born November 14, 1988, in Louisville, Ky. ... Majoring in business. ... The son of Debra Beckham.

## Career Highs


- ◆ **PTS:** 8 vs. St. Bonaventure (11-25-08)
- ◆ **FGM:** 2, four times  
last time vs. Alabama State (12-6-08)
- ◆ **FGA:** 5 vs. LSU (3-14-09)
- ◆ **3GM:** 0
- ◆ **3GA:** 1, six times  
last vs. LSU (3-14-09)
- ◆ **FTM:** 4, twice  
last vs. South Alabama (12-13-08)
- ◆ **FTA:** 6, St. Bonaventure (11-25-08)
- ◆ **RBS:** 5 vs. Auburn (2-14-09)
- ◆ **AST:** 4 vs. Cincinnati (12-18-08)
- ◆ **BLK:** 1 vs. Vanderbilt (1-17-09)
- ◆ **STL:** 2 vs. Fairleigh Dickinson (11-22-08)
- ◆ **MIN:** 20 vs. St. Bonaventure (11-25-08)
- ◆ **Career double-doubles:** 0



## CAREER STATS FOR TWANY BECKHAM

Year	GP-GS	Min/Avg	FG-FGA	Pct	3FM-3GA	Pct	FT-FTA	Pct	Rebs	PF-D	Ast	TO	Blk	Stl	Pts/Avg
2008-09	33-0	277/8.4	19-52	.365	0-6	.000	16-32	.500	48-1.5	23-0	39	37	1	13	54/1.6
<b>TOTAL</b>	<b>33-0</b>	<b>277/8.4</b>	<b>19-52</b>	<b>.365</b>	<b>0-6</b>	<b>.000</b>	<b>16-32</b>	<b>.500</b>	<b>48-1.5</b>	<b>23-0</b>	<b>39</b>	<b>37</b>	<b>1</b>	<b>13</b>	<b>54/1.6</b>





# 30 WENDELL LEWIS

Sophomore • F • 6-5 • 155

**HOMETOWN:** Selma, AL  
**HIGH SCHOOL:** Selma HS  
**GAMES PLAYED:** 26  
**GAMES STARTED:** 0  
**YEARS LETTERED:** 1

## 2009-10 • Freshman

- Appeared in 26 games for the Bulldogs and logged 142 minutes (5.5 average).
- Saw first action against Rider in the season opener and went 0-2 from the floor and grabbed one rebound in 4 minutes.
- Scored his first career points in Game 2 against Southeastern Louisiana.
- In his third game against Bethune-Cookman, he played 13 minutes and scored six points on 3-of-4 shooting while hauling in five rebounds.
- His most productive game came against St. Bonaventure on Dec. 5 at Humphrey Coliseum, where he totaled season highs in minutes (15), blocked shots (3) and points (7), while tying his career high with five rebounds. He also attempted four of his eight free throws on the year against the Bonnies, making three.
- His only other made free throw came at Houston on Dec. 19.

- Lewis' first SEC action came against Arkansas at home, where he grabbed two offensive rebounds in three minutes, while missing both of his field-goal attempts. In all, he saw action in eight SEC games during the regular season.
- On the year, he averaged 1.3 points, 1.3 rebounds and had five blocks while shooting 48.4 percent from the floor (15-31).
- An ankle injury sidelined him in the final two regular season games at South Carolina and at home versus Tennessee, in addition to the first two SEC Tournament games against Florida and Vanderbilt.
- Lewis returned to action against Kentucky in the finals of the SEC Tournament and in two minutes missed his only field goal attempt.
- In the two NIT games against Jackson State and defending NCAA champion North Carolina at Humphrey Coliseum, Lewis played a combined six minutes (three each game). He didn't have any field goal or free throw attempts and wasn't credited with rebounds or blocks.
- In all, Lewis scored 34 points, grabbed 34 rebounds and finished with five blocked shots, while logging 10 or more minutes five times.

## High School

As a senior, Lewis led his team in points, (16.5), rebounds (11.2) and blocks (3) en route to earning team MVP honors. ... Earned all-state honors and was instrumental in leading his team to a 21-11 ledger that included a berth in the Class 5A state tournament. ... Ranked by the Birmingham News as the sixth-best senior in Alabama. ... Was a McDonald's All-American nominee. ... Made the All-Tournament teams at the "Rumble on the Ridge," "Wilcox Central Christmas Classic" and the "Selma High Invitational." ... Garnered All-Regional Team honors and was a 3rd team All-State performer. ...





# WENDELL LEWIS

As a junior, averaged 14.8 points, 10.9 rebounds and 3.3 blocks. ... Also was a high jumper for the track & field team. ... Coming out of high school, ESPN ranked Lewis as the 28th overall best center in the country.

## Personal

Wendell Lewis was born Sept. 21, 1989, in Selma, Ala. ... Majoring in sports kinesiology. ... The son of Daine and Wendell Lewis.

## Career Highs


- ◆ **PTS:** 7 vs. St. Bonaventure (12-5-09)
- ◆ **FGM:** 3 vs. Bethune-Cookman (11-21-09)
- ◆ **FGA:** 4, twice  
last vs. St. Bonaventure (12-05-09)
- ◆ **3GM:** 0
- ◆ **3GA:** 0
- ◆ **FTM:** 3 vs. St. Bonaventure (12-5-09)
- ◆ **FTA:** 4 vs. St. Bonaventure (12-5-09)
- ◆ **RBS:** 5, twice  
last vs. St. Bonaventure (12-5-09)
- ◆ **AST:** 0
- ◆ **BLK:** 3 vs. St. Bonaventure (12-05-09)
- ◆ **STL:** 0
- ◆ **MIN:** 15 vs. St. Bonaventure (12-5-09)
- ◆ **Career double-doubles:** 0



## CAREER STATS FOR WENDELL LEWIS

Year	GP-GS	Min/Avg	FG-FGA	Pct	3FM-3GA	Pct	FT-FTA	Pct	Rebs	PF-D	Ast	TQ	Blk	Stl	Pts/Avg
2009-10	26-0	142/5.5	15-31	.484	0-0	.000	4-8	.500	34-1.3	17-0	0	9	5	0	34/1.3
<b>TOTAL</b>	<b>26-0</b>	<b>142/5.5</b>	<b>15-31</b>	<b>.484</b>	<b>0-0</b>	<b>.000</b>	<b>4-8</b>	<b>.500</b>	<b>34-1.3</b>	<b>17-0</b>	<b>0</b>	<b>9</b>	<b>5</b>	<b>0</b>	<b>34/1.3</b>





# 50 JOHN RIEK

Sophomore • F • 7-1 • 250

HOMETOWN:	Khartoum, Sudan
HIGH SCHOOL:	IMG Academy
GAMES PLAYED:	11
GAMES STARTED:	0
YEARS LETTERED:	1


## 2009-10 • Freshman

- Appeared in 11 games for the Bulldogs and logged 38 minutes (3.5 average).
- Had to sit out first nine games due to NCAA suspension.
- Saw his first action against Wright State on Dec. 16 in a nationally-televised ESPN2 game, playing one minute without attempting a field goal or grabbing a rebound.
- Scored his first points on Dec. 22 in Jackson against Centenary, hitting 2-of-3 field goals and making both free throws to give him six points to go along with his seven rebounds, both season highs.
- In his third appearance against Mississippi Valley State, he logged a season-high 11 minutes and was 1-of-3 shooting from the field and 2 of 2 at the charity strip for four points. He also had four rebounds to go along with his three blocked shots.
- In his first SEC action against Ole Miss, he played one minute, grabbed

- one rebound and had one blocked shot.
- In all, Riek saw action in five SEC games during the regular season, averaging 0.4 points and 0.4 rebounds.
- Against LSU at home on Jan 30, he scored his lone points (2) in SEC play and grabbed his only rebound in three minutes of action.
- In the SEC Tournament, saw action in the first two games against Florida and Vanderbilt, playing a total of five minutes with scoring any points or hauling in any rebounds.
- In the NIT, Riek logged one minute against Jackson State and didn't play against North North Carolina.
- In his one minute of action against Jackson State, Riek was 2 of 2 at the three throw line.
- For the year, he averaged 1.3 points and 1.3 rebounds while hitting 50 percent (4-8) of his shots from the floor and making 75 percent (6-8) of his free throws to go along with his four blocked shots.

## High School

Attended Winchendon (Mass.) after transferring from Our Savior New American in New York. ... Spent final high school year at Bradenton Prep in Florida rehabbing his knee. ... Rivals.com had him listed as the No. 1 center in the 2008 signing class. ... At one time, Scout.com listed him as a five-star recruit. ... Caught the attention of both college coaches and NBA scouts with an impressive showing at the Nike Hoop Jamboree and the LeBron James Skill Academy in the summer of 2007. ... Riek turned heads with an 18-point effort in a 24-minute game on the final day at the LeBron James Skill Academy. ... Never played basketball until 2001 when he was living in Ethiopia. ... Possesses a striking 7 foot, 8 ½ inch





# JOHN RIEK

wingspan, came to the United States in January of 2006 from Ethiopia, where he was reared after his family fled from war-ravaged Sudan.

## Personal

John Riek was born Nov. 1, 1989, in Sudan. ... Major undecided. ... Son of Dontiek Riek Suas and Susan Nyakan Chan.

## Career Highs

- ◆PTS: 6 vs. Centenary (12-22-09)
- ◆FGM: 2 Centenary (12-22-09)
- ◆FGA: 3, twice  
last vs. Miss. Valley St. (12-28-09)
- ◆3GM: 0
- ◆3GA: 0
- ◆FTM: 2, three times  
last vs. Jackson State (3-16-10)
- ◆FTA: 4 vs. Miss.Valley St. (12-28-09)
- ◆RBS: 7 vs. Centenary (12-22-09)
- ◆AST: 0
- ◆BLK: 3 vs. Miss.Valley St. (12-28-09)
- ◆STL: 0
- ◆MIN: 11 vs. Miss.Valley St. (12-28-09)
- ◆Career double-doubles: 0



## CAREER STATS FOR JOHN RIEK

Year	GP-GS	Min/Avg	FG-FGA	Pct	3FM-3GA	Pct	FT-FTA	Pct	Rebs	PF-D	Ast	TO	Blk	Stl	Pts/Avg
2009-10	11-0	38/3.5	4-8	.500	0-0	.000	6-8	.750	14-1.3	8-0	0	3	4	0	14/1.3
TOTAL	11-0	38/5.5	4-8	.500	0-0	.000	6-8	.750	14-1.3	8-0	0	3	4	0	14/1.3



# MEET THE SOPHOMORES



## 50 RENARDO SIDNEY

Sophomore • F • 6-7 • 270

HOMETOWN:	Jackson, MS
HIGH SCHOOL:	Fairfax (CA) HS
GAMES PLAYED:	0
GAMES STARTED:	0
YEARS LETTERED:	0

### 2009-10 • Freshman

- Lost his entire freshman year of eligibility due to an NCAA suspension, but has three years of eligibility remaining.
- Must sit out first nine games this season.

### High School

The McDonald's All-American was 1st-team All-City (LA) and All-State selection as a junior and senior. ... Was a USA Junior National Select Team member and Naismith HS Player of the Year finalist. ... Listed as the fifth-best player in the country by Scout.com and the seventh best by ESPN, while coming in at No. 16 by Rivals.com. ... As a senior, he averaged 26.5 points, 13.5 rebounds and 1.2 blocked shots in leading his

team to a 27-5 ledger. ... He was Redondo Tournament MVP, Les Schwab (OR) Invitational MVP and Jordan Brand Classic MVP and made All-Tournament team at Iolani National Classic in Hawaii. ... Scored 20 or more points 19 times and 30-plus points seven times. ... Had 10 or more rebounds 21 times. ... Season high in scoring was 39 against LACES (1-14-09), while his best rebounding performance was 22 against Westchester (2-6-09). Averaged 24 points, 13.3 rebounds and 1.5 blocks as junior. ... Tabbed fourth-team Parade All-American and Cal-HiSports.com named him top junior in California after winning MVP honors at Amare Stoudemire Invitational. ... Totaled 20-plus points 22 times and had seven 30-plus games. ... Grabbed 10-plus rebounds 26 times. ... Scored season-high 36 points


against Westchester (1-18-08), while best rebounding effort of 21 was against Reseda (11-27-07). ... Sophomore year at Arestia High School, he led his team to the State Division 3 championship. ... Averaged 18.6 points, 9 rebounds and 2.7 blocks and earned All-State honors. ... Scored 20-plus points 12 times and reached 30 once, Simi Valley (2-20-07). ... His season best in rebounding was 16 on two occasions, Cerritos (1-8-07) and La Canada (3-17-07).

### Personal

Renardo Sidney Jr. was born Dec. 6, 1989, in Jackson, MS. ... Majoring in physical education. ... The son of Patricia and Renardo Sidney.







# 10 SHAUN SMITH

Freshman • G • 6-6 • 207

HOMETOWN:	Brooksville, MS
HIGH SCHOOL:	Noxubee County HS
GAMES PLAYED:	0
GAMES STARTED:	0
YEARS LETTERED:	0

## 2009-10 • Freshman

•Redshirted his first year on campus and has four years of eligibility remaining.

## High School

A first-team All-State and All-District selection as a senior. ... Played in the Mississippi-Alabama All-Star Classic. ... Was a member of the Clarion-Ledger's Dandy Dozen team as junior and senior and was a two-time member of the Columbus Dispatch All-Area team. ... Was tabbed team MVP after averaging 24.4 points, 8.3 rebounds and 1.2 assists. ... Scored 20-plus points 17 times, 30 or more points five times and 40-plus

points three times. ... Also recorded eight double-doubles. ... Scored a career-high 43 points twice, against Kemper County and Starkville. ... Had a season-high 15 rebounds against Forest Hill and twice dished out five assists - East Oktibbeha and Kosciusko. ... As a junior, selected to the North/South All-Star game and invited to LeBron James & Paul Pierce Skills Camps. ... First-team All-District and second-team All-State selection. ... Averaged 25.1 points, 5.8 rebounds and 2.2 steals en route to being named team MVP. ... Scored in double-digits every gam and had four double-doubles. . ... Scored 20-plus points 23 times, and eclipsed the 30-point total eight times,

while reaching 40 twice. ... Scored season-high 41 points twice against Lanier and New Hope. ... Twice hauled in 14 rebounds, against Northwest Rankin and Columbus. ... Dished out a season-high six assists against Northwest Rankin, while his best steals mark was four against Neshoba Central. ... Averaged 19 points as a sophomore and claimed first-team All-District honors.

## Personal

Shaun Smith was born Nov. 19, 1990, in Columbus, MS. ... Majoring in physical education. ... The son of Lucy Smith and Tommie Henley.



# 0 JALEN STEELE

Freshman • G • 6-3 • 190

HOMETOWN:	Knoxville, TN
HIGH SCHOOL:	Fulton HS
GAMES PLAYED:	0
GAMES STARTED:	0
YEARS LETTERED:	0

Jalen Steele put together quite the impressive resume during his prep career, and now he looks to build an even more impressive resume at Mississippi State.

As Tennessee's Mr. Basketball in Class AA, he led the Falcons to two state championships and was a four-year starter.

## High School

As a senior, Steele averaged 24.1 points, 6.4 rebounds, 2 assists and 2 steals and became the first player in school history to reach 2,000 points for a career. ... He scored 30-plus points seven times, including a career-high of 46 in the Region 2AA

playoffs this past spring en route to earning the Knoxville News' player of the year honors for the second time. ... Made 41 of his attempted 122 3-pointers. ... Shot 55 percent from the floor overall and was 86 percent from the foul line. ... As a junior, Steele started all 36 games and averaged 20.9 points, 5.4 rebounds, while dishing out 43 assists and collecting 39 steals. ... Beyond the arc, he was 84 of 219 and 200 of 231 from the charity stripe en route to earning All District 3-AA honors and being named the District 3-AA player of the year, Region 2-AA Tournament MVP and State Tournament MVP. ... Also led his team to the state championship. ... Steele was named the

2008 PrepExtra Sophomore of the Year after averaging 16.1 points and 3.8 rebounds, in addition to recording 47 steals and 39 assists. ... Was named the District 3-AA Player of the Year and Tournament MVP, along with being named the Region 2-AA Tournament MVP and making the Class AA All-State Tournament team. ... As a freshman, he averaged 11.9 points and 4.9 rebounds.

## Personal

Jalen Termaine Steele was born May 2, 1992, in Knoxville, Tenn. ... Major undecided. ... The son of Milton Steele and Terrara Kimber.






# 22 BRIAN BRYANT

Junior • G • 6-3 • 160

HOMETOWN:	Albany, GA
HIGH SCHOOL:	Dougherty HS
JUNIOR COLLEGE:	NW FLORIDA STATE
MSU GAMES STARTED:	0
MSU YEARS LETTERED:	0

## 2009-10 • Junior College

- As a sophomore at Northwest Florida State College, Bryant started all games en route to leading his team to a 30-5 ledger and the Panhandle Conference title.
- Averaged 20.5 points and made 269 of his 602 field-goal attempts.
- Was 48 of 141 from 3-point range and made 133 of his 212 free throws.
- Averaged 9.1 rebounds, 4.8 assists, 1.7 steals and 0.7 blocks a game.
- Scored a career-high 29 points against Chipola College (2-17-10).
- Concluded his career averaging 16.3 points, while shooting 34 percent from 3-point range 52 percent overall from the floor.
- Voted unanimously as the Panhandle Conference Player of the Year by both the coaches and media and earned the most votes on the All-Conference team selection.
- Named first-team All-FCCAA and was a third-team NJCAA All-American.
- In the national junior college championships, led his team to a sixth-place finish.



## 2008-09 • Junior College

- As a freshman, Bryant appeared in 19 games.
- Shot 56.5 percent from the floor (82-145) and averaged 12.1 points.
- From 3-point range, hit 13 of his 36 attempts for a 36.1 percent accuracy and made 53 of his 68 free throw attempts.
- Averaged 3.6 rebounds, 3.3 assists, 1.5 steals and 0.3 blocks a game.
- Dished out a career-best 13 assists at Cape Fear Community College (11-22-08).
- Collected a career-high six steals against Atlanta Metropolitan College (11-14-08).

## High School

Led his team to two regional titles and four playoff appearances during his four-year career. ... As a senior, he averaged 29.6 points, 9.3 rebounds, 3.6 steals and 3.6 assists en route to garnering team MVP honors and being named the Albany Herald's player of the year for the second-consecutive season. ... Was chosen to play in the Georgia North-South All-Star game.

## Personal

Brian R. Bryant was born June 5, 1990, in Tifton, Ga. ... Majoring in educational psychology. ... The son of Vivian Jackson and Franklin Bryant.








## 22 ARNETT MOULTRIE

Junior • F • 6-11 • 230

<b>HOMETOWN:</b>	Memphis, TN
<b>HIGH SCHOOL:</b>	Raleigh Egypt HS
<b>PREVIOUS COLLEGE:</b>	UTEP
<b>MSU GAMES STARTED:</b>	0
<b>MSU YEARS LETTERED:</b>	0

### 2009-10 • Sophomore

- Started all 33 games for UTEP and was fourth in scoring (9.8), first in rebounds (6.7) and tops with 70 blocks and 27 steals.
- Scored in double-digits 18 times and led his team in rebounding on 10 occasions.
- Scored a career-high 23 points vs. Arkansas State (11-21-09) on 10-of-15 shooting and had a season-best 13 rebounds at Houston (1-13-10).
- Had three blocks four times and four steals twice.
- Became one of only 31 players in school history to compile nine or more double-doubles in a career, and one of only 17 to achieve the feat since 1975. Had three as a sophomore.
- Averaged 12.0 points with a .651 field-goal percentage in the C-USA Tournament to earn a spot on the All-Tournament team.
- In the NCAA Tournament against Butler in the opening round, he totaled three points and four rebounds in 20 minutes.
- The Miners were 15-0 when he hit 50 percent of his shots from the floor.




### 2008-09 • Freshman

- Member of the C-USA All-Freshman team after averaging 8.8 points and 8.2 rebounds in 26.8 minutes per outing to go along with his 35 blocks.
- Set a freshman school record with six double-doubles.
- Led C-USA freshmen in rebounding and was fifth overall and 72nd nationally. His 302 rebounds were a UTEP freshman mark.
- Scored a season-high 19 points twice, Oregon St. (4-3-09) & Houston (1-14-09).
- Grabbed a season-high 18 rebounds at Houston.
- Scored in double figures 15 times and had double-figure rebounds in 12 games.
- Played a season-high 43 minutes against Houston in the C-USA Tournament.
- Averaged 13.2 points and 8.7 rebounds in the College Basketball Invitational as UTEP advanced to the best-of-three finals against Oregon State..
- Member of the USA U19 team that won the gold medal at the FIBA World Championship in Auckland, New Zealand in the summer of 2009.

### High School

All-District and All-Regional Team MVP as a junior and senior ... averaged 15 points, eight rebounds, four assists, four blocks and two steals as a senior with a .730 field goal percentage and .780 free throw percentage while playing at Raleigh Egypt High School ... averaged 15.0 ppg, 8.0 rpg, 4.0 apg, 2.0 bpg and 2.0 spg his junior year while connecting on 70 percent of his field goal tries and 80 percent of his charity shots at Trezvant High, where he played for three seasons ... earned All-Metro honors his junior season ... nominated for the McDonald's All-America Team ... his top single-game totals at the high school level were 30 points, nine rebounds and five assists ... coached by Jimmy Adams at Raleigh Egypt High.



### Personal

Arnette Nathaniel Moultrie was born Nov. 18, 1990 in Queens, N.Y. ... Majoring in philosophy. ... Son of Rebecca Chandler.





# 10 BRANDON BOLEN

Senior • G • 6-3 • 208

<b>HOMETOWN:</b>	Madison, MS
<b>HIGH SCHOOL:</b>	Madison-Ridgeland
<b>GAMES PLAYED:</b>	22
<b>GAMES STARTED:</b>	0
<b>YEARS LETTERED:</b>	2

## 2009-10 (Junior)

- Sat out and was red-shirted.

## 2008-09 (Sophomore)

- Appeared in 13 games for the Bulldogs and logged a total of 23 minutes of action.
- Scored two points, coming against North Alabama in four minutes of action.
- Had season-high two field-goal attempts against LSU in the SEC Tournament.
- In SEC Tournament, totaled four minutes and had one rebound.
- Played one minute against Washington in the NCAA Tournament.

## 2007-08 (Freshman)

- Saw limited action in nine games and made SEC debut at LSU.
- Scored first collegiate point on FT, while also grabbing a rebound in a two-minute stint at Texas A&M-Corpus Christi.


## High School

Three-time All-MPSA, All-Madison & All-District South AAA selection. ... Three-year starter that led the Patriots to a 105-14 record and two Overall MPSA titles. ... Averaged 18.2 points, 10 rebounds, four assists, three blocks and three steals as a senior in earning MPSA Player of the Year and

MPSA South AAA Most Valuable Player honors... Named Madison County Herald First Team and Clarion-Ledger Third Team All-Metro en route to a 36-4 record and the MPSA Overall title. ... Averaged 14 points, seven rebounds and four assists as a junior for the 33-4 Patriots. ... Averaged 14 points, nine rebounds and four assists as a sophomore for the Patriots' 36-6 Overall State championship team. ... Class Valedictorian.

## Personal

James Brandon Bolen was born March 21, 1989, in Jackson, MS. ... Majoring in economics. ... The son of James and Karen Bolen.



# 20 TAYLOR LUCZAK

Junior • F • 6-8 • 195

<b>HOMETOWN:</b>	Glens Falls, NY
<b>HIGH SCHOOL:</b>	Glens Falls HS
<b>GAMES PLAYED:</b>	23
<b>GAMES STARTED:</b>	0
<b>YEARS LETTERED:</b>	2

## 2009-10 (Sophomore)

- Saw action in 13 games for a total of 19 minutes.
- Scored four points and grabbed three rebounds.
- Made first-career 3-pointer against SE Louisiana.
- Scored one point against JSU in NIT.

## 2008-09 (Freshman)

- Saw action in 10 games and logged 13 minutes.
- Scored two points against both South Alabama and Louisiana-Monroe.

- Totaled three rebounds, including one against LSU in SEC Tournament.
- Played against Washington in NCAA Tournament.

## High School


Two-year letterman in basketball and track and field. ... Averaged 11.3 points, 7.6 rebounds and 3.1 blocks as a senior starter to help lead coach Tony Hammel's 25-2 Indians to a runner-up finish at the 2007 New York State Public High School Athletic Association Class A State Boys Tournament after claiming the league, sectional and regional championships. ... Capped high school career by earning the NYSPHSAA Sports-

manship Award. ... Earned second-team all-area honors from The Post-Star and was a Foothills Council second-team selection as a senior. ... Competed in basketball at the 2006 Empire State Games. ... Averaged 7.3 points per game as a junior after transferring from Queensbury (N.Y.) Senior High School. ... Placed third in the pentathlon at the 2007 Section 2 Class BB Sectionals with a personal-best total of 2,636 points. ... Earned 2006-07 Foothills Council First Team plaudits in the pentathlon.

## Personal

Taylor Luczak was born October 15, 1988, in Amory, Miss. ... Majoring in political science. ... The son of Nicki and Tony Luczak.





# 12 CHARLES PARKER

Sophomore • G • 6-10 • 168

HOMETOWN:	McKinney, TX
HIGH SCHOOL:	McKinney South HS
GAMES PLAYED:	12
GAMES STARTED:	0
YEARS LETTERED:	1

## 2009-10 • Freshman

- Appeared in 12 games for the Bulldogs, logging a total of 17 minutes.
- First outing was against SE Louisiana (11-19-09), where he played one minute.
- Attempted his first field goal against Bethune-Cookman (11-21-09).
- Scored his first-career points on a field goal against Texas-Pan American (11-24-09).
- Lone rebound came against DePaul (12-10-09).
- Saw action in two SEC games.
- Scored two points against JSU in NIT.

## High School

Two-year starter and two-year captain for coach Daryl Craft at McKinney South, located just outside of Dallas. ... Averaged 7.5 points his senior year and scored in double digits six times as his team posted an 18-12 ledger. ... In playoffs, sank two free throws against Wakeland to send game into overtime and finished with 14 points. ... Named to All-District Defensive team and was Academic All-District. Also tabbed team and defensive MVP. ... Junior year, led team to 20-11 record and was named to the Honorable Mention Academic team. ... Scored a career-high 24 points against Garland after totaling 18 against Paris North Lamar. ...

As a backup during his sophomore campaign, the Bulldogs went 25-8 and finished the season ranked No. 12 in the Texas high school polls. ... In district semifinals, he scored a season-high 8 points against Nacogdoches.

## Personal

Charles Ronald Parker was born on June 30, 1990 in McKinney, TX. ... Majoring in animal and dairy science. ... Son of Ronnie and Anne Parker.



# 21 BAXTER PRICE

Sophomore • G • 5-9 • 156

HOMETOWN:	Brandon, MS
HIGH SCHOOL:	Northwest Rankin HS
GAMES PLAYED:	11
GAMES STARTED:	0
YEARS LETTERED:	1

## 2009-10 • Freshman

- Appeared in 11 games for the Bulldogs, logging a total of 13 minutes.
- First outing was against SE Louisiana (11-19-09), where he played one minute.
- Both of his rebounds on the year came against St. Bonaventure (12-5-09).
- Scored his first-career points on a field goal against DePaul (12-12-09) in Tampa.
- Lone rebound came against DePaul (12-10-09).
- Was 0-2 shooting against Centenary.
- Saw action in one SEC game, at home against LSU (1-30-10).
- Played one minute against JSU in NIT.

## High School

Limited to just seven games senior season due to an ankle injury. ... Jason Broom's Cougars posted a 16-13 ledger, and Price averaged around 8 points in the seven games he played. ... His best outing came against Grenada in opening round of the divisional playoffs where he totaled five points and dished out seven assists. ... Received the Crouther Award (named in honor of former coach Michael Crouther, who was killed in a car wreck in 2007) in recognition for sportsmanship and great attitude. ... Junior year, he was a backup guard and NW Rankin went 16-14 and barely missed the playoffs. ... As a freshman, his ninth-grade team won the Little Six Conference for the

third year in a row.

## Personal

Franklin Baxter Price was born on November 4, 1990 in Starkville, MS. ... Majoring in business. ... Son of Laurie and Mark Price.





# JARVIS VARNADO

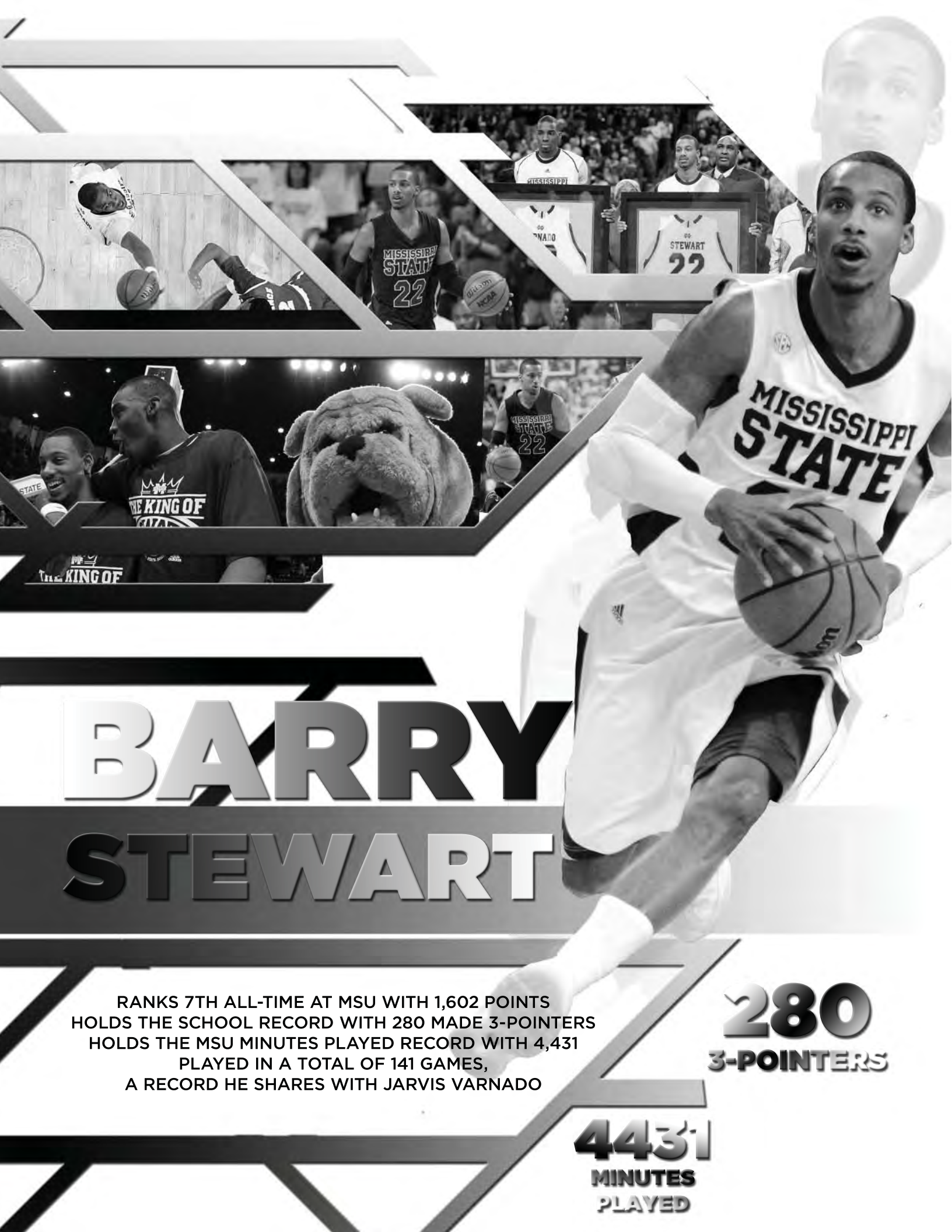
**564**  
**BLOCKED**  
**SHOTS**

NAISMITH AWARD FINALIST  
2ND ALL-TIME WITH 1,096 REBOUNDS  
2 TIME WINNER OF THE HOWELL TROPHY  
31ST MEMBER OF MSU'S 1,000 POINT CLUB  
NATIONAL DEFENSIVE PLAYER OF THE YEAR  
3-TIME SEC DEFENSIVE PLAYER OF THE YEAR

**1096**  
**REBOUNDS**

NCAA CAREER LEADER WITH 564 BLOCKED SHOTS





# BARRY STEWART

RANKS 7TH ALL-TIME AT MSU WITH 1,602 POINTS  
HOLDS THE SCHOOL RECORD WITH 280 MADE 3-POINTERS  
HOLDS THE MSU MINUTES PLAYED RECORD WITH 4,431  
PLAYED IN A TOTAL OF 141 GAMES,  
A RECORD HE SHARES WITH JARVIS VARNADO

**280**  
3-POINTERS

**4431**  
MINUTES  
PLAYED



# PLAYER CAREER STATS VS. SEC TEAMS

## MSU PLAYER CAREER STATISTICS VERSUS ALABAMA

Player	G-GS	Mins	FGM-FGA	Pct	3GM-3GA	Pct	FTM-FTA	Pct	Rebounds	Ast	TO	BS	Stl	Points
Augustus	3-2	44	6-9	.667	2-4	.500	3-3	1.000	13-4.3	4	4	3	1	17-8.5
Bailey	5-0	53	6-10	.600	0-0	.000	2-4	.500	16-3.2	0	6	1	2	14-2.8
Beckham	2-0	13	1-2	.500	0-1	.000	0-0	.000	2-1.0	1	0	0	2	2-1.0
Benock	6-0	57	4-9	.444	4-8	.500	0-1	.000	1-0.2	2	1	0	2	12-2.0
Bolen	DNP													
Bost	4-4	147	18-45	.400	8-21	.381	18-26	.692	19-4.8	20	19	0	6	62-15.5
Johnson	6-3	134	17-44	.386	5-23	.217	6-10	.600	14-2.3	4	7	2	1	45-7.5
Lewis	2-0	6	0-2	.000	0-0	.000	0-0	.000	1-0.5	0	0	0	0	0-0.0
Luczak	1-0	1	0-1	.000	0-1	.000	0-0	.000	0-0.0	0	0	0	0	0-0.0
Parker	1-0	1	0-0	.000	0-0	.000	0-0	.000	0-0.0	0	0	0	0	0-0.0
Price	DNP													
Riek	DNP													

## MSU PLAYER CAREER STATISTICS VERSUS ARKANSAS

Player	G-GS	Mins	FGM-FGA	Pct	3GM-3GA	Pct	FTM-FTA	Pct	Rebounds	Ast	TO	BS	Stl	Points
Augustus	3-2	51	4-21	.190	1-8	.125	8-11	.727	20-6.7	2	4	4	0	17-5.7
Bailey	4-0	35	5-10	.500	0-0	.000	0-0	.000	5-1.3	0	3	0	1	10-2.5
Beckham	2-0	6	0-0	.000	0-0	.000	1-2	.500	3-1.5	1	3	0	0	1-0.5
Benock	6-0	74	5-12	.417	5-12	.417	0-0	.000	5-0.8	5	6	1	3	15-2.5
Bolen	DNP													
Bost	4-4	145	23-50	.460	11-21	.524	13-21	.619	16-4.0	24	13	2	3	70-17.5
Johnson	6-4	136	18-46	.391	7-25	.280	0-0	.000	19-3.2	2	6	2	1	43-7.2
Lewis	1-0	3	0-2	.000	0-0	.000	0-0	.000	2-2.0	0	0	0	0	0-0.0
Luczak	DNP													
Parker	DNP													
Price	DNP													
Riek	1-0	1	0-0	.000	0-0	.000	0-0	.000	0-0.0	0	0	0	0	0-0.0

## MSU PLAYER CAREER STATISTICS VERSUS AUBURN

Player	G-GS	Mins	FGM-FGA	Pct	3GM-3GA	Pct	FTM-FTA	Pct	Rebounds	Ast	TO	BS	Stl	Points
Augustus	4-0	53	6-20	.300	1-8	.125	1-2	.500	16-4.0	2	1	2	2	14-3.5
Bailey	4-0	17	1-2	.500	0-0	.000	0-0	.000	0-0.0	0	1	0	0	2-0.5
Beckham	2-0	17	0-4	.000	0-0	.000	0-0	.000	8-4.0	1	2	0	0	0-0.0
Benock	6-0	43	0-5	.000	0-2	.000	0-0	.000	4-0.7	3	2	1	1	0-0.0
Bolen	DNP													
Bost	4-4	142	26-52	.500	18-36	.500	12-17	.706	24-6.0	17	13	1	2	82-20.5
Johnson	5-4	128	18-52	.346	6-32	.188	1-2	.500	11-2.2	2	4	0	1	43-8.6
Lewis	1-0	1	0-0	.000	0-0	.000	0-0	.000	0-0.0	0	1	0	0	0-0.0
Luczak	DNP													
Parker	DNP													
Price	DNP													
Riek	DNP													

## MSU PLAYER CAREER STATISTICS VERSUS FLORIDA

Player	G-GS	Mins	FGM-FGA	Pct	3GM-3GA	Pct	FTM-FTA	Pct	Rebounds	Ast	TO	BS	Stl	Points
Augustus	3-2	50	10-22	.455	1-6	.167	2-4	.500	8-2.7	2	5	1	1	23-7.7
Bailey	2-0	15	3-5	.600	0-0	.000	0-0	.000	4-2.0	1	0	0	2	6-3.0
Beckham	1-0	9	1-2	.500	0-0	.000	0-1	.000	0-0.0	1	1	0	0	2-2.0
Benock	3-0	30	3-4	.750	3-4	.750	1-2	.500	1-0.3	1	0	1	2	10-3.5
Bolen	DNP													
Bost	3-3	102	8-19	.421	5-13	.385	3-4	.750	5-1.7	18	10	1	4	24-8.0
Johnson	4-3	100	19-29	.655	9-16	.563	5-5	1.000	13-3.3	4	5	0	1	52-13.0
Lewis	DNP													
Luczak	DNP													
Parker	DNP													
Price	DNP													
Riek	2-0	7	0-0	.000	0-0	.000	0-0	.000	0-0.0	0	0	0	0	0-0.0



# PLAYER CAREER STATS VS. SEC TEAMS



## MSU PLAYER CAREER STATISTICS VERSUS GEORGIA

Player	G-GS	Mins	FGM-FGA	Pct	3GM-3GA	Pct	FTM-FTA	Pct	Rebounds	Ast	TO	BS	Stl	Points
Augustus	2-1	41	9-16	.563	4-8	.500	5-5	1.000	5-2.5	3	2	1	1	27-13.5
Bailey	2-0	17	0-5	.000	0-0	.000	0-0	.000	6-3.0	0	1	0	1	0-0.0
Beckham	2-0	23	2-3	.667	0-0	.000	3-5	.600	3-1.5	2	1	0	1	7-3.5
Benock	4-0	33	2-4	.500	1-3	.333	3-4	.750	2-0.5	3	2	0	0	8-2.0
Bolen	1-0	2	0-0	.000	0-0	.000	0-0	.000	0-0.0	0	0	0	0	0-0.0
Bost	3-3	94	9-27	.333	1-11	.091	5-8	.625	8-2.7	17	4	0	5	24-8.0
Johnson	5-3	101	14-40	.350	9-27	.333	3-6	.500	6-1.2	1	6	2	3	40-8.0
Lewis	1-0	1	0-0	.000	0-0	.000	0-0	.000	0-0.0	0	0	0	0	0-0.0
Luczak	1-0	2	0-0	.000	0-0	.000	0-0	.000	0-0.0	0	1	0	0	0-0.0
Parker	DNP													
Price	DNP													
Riek	1-0	1	0-0	.000	0-0	.000	0-0	.000	0-0.0	0	0	0	0	0-0.0

## MSU PLAYER CAREER STATISTICS VERSUS KENTUCKY

Player	G-GS	Mins	FGM-FGA	Pct	3GM-3GA	Pct	FTM-FTA	Pct	Rebounds	Ast	TO	BS	Stl	Points
Augustus	2-2	48	6-15	.400	4-9	.444	3-4	.750	9-4.5	1	4	2	2	19-9.8
Bailey	2-0	13	0-3	.000	0-0	.000	1-2	.500	2-1.0	0	1	1	0	1-0.5
Beckham	1-0	5	1-1	1.000	0-0	.000	0-0	.000	1-1.0	0	0	0	0	2-2.0
Benock	4-0	54	2-6	.333	1-5	.200	0-0	.000	8-2.0	3	3	1	0	5-1.3
Bolen	1-0	1	0-0	.000	0-0	.000	0-0	.000	0-0.0	0	0	0	0	0-0.0
Bost	3-3	118	19-46	.413	6-22	.273	4-10	.400	15-5.0	12	7	0	6	48-16.0
Johnson	3-2	80	14-27	.519	9-18	.500	0-0	.000	9-3.0	3	7	3	2	37-12.3
Lewis	2-0	5	0-2	.000	0-0	.000	0-0	.000	0-0.0	0	0	0	0	0-0.0
Luczak	DNP													
Parker	DNP													
Price	DNP													
Riek	DNP													

## MSU PLAYER CAREER STATISTICS VERSUS LSU

Player	G-GS	Mins	FGM-FGA	Pct	3GM-3GA	Pct	FTM-FTA	Pct	Rebounds	Ast	TO	BS	Stl	Points
Augustus	5-2	61	6-15	.400	2-8	.250	9-10	.900	11-2.2	2	3	3	0	23-4.6
Bailey	4-0	26	3-5	.600	0-0	.000	6-10	.600	1-0.3	0	5	2	0	12-3.0
Beckham	3-0	22	1-9	.111	0-2	.000	0-0	.000	3-1.0	4	4	0	1	2-0.7
Benock	7-0	86	4-13	.308	4-12	.333	1-2	.500	8-1.1	5	1	1	2	13-1.9
Bolen	2-0	2	0-2	.000	0-0	.000	0-0	.000	3-1.5	0	0	0	0	0-0.0
Bost	5-5	173	9-39	.231	4-17	.235	16-20	.800	18-3.6	20	17	0	6	38-7.6
Johnson	7-4	162	22-53	.415	8-30	.267	8-9	.889	13-1.9	8	3	2	2	60-8.6
Lewis	1-0	1	0-0	.000	0-0	.000	0-0	.000	0-0.0	0	0	0	0	0-0.0
Luczak	2-0	2	0-1	.000	0-0	.000	0-0	.000	1-0.5	0	0	0	0	0-0.0
Parker	1-0	1	0-0	.000	0-0	.000	0-0	.000	0-0.0	0	0	0	0	0-0.0
Price	1-0	1	0-0	.000	0-0	.000	0-0	.000	0-0.0	0	0	0	0	0-0.0
Riek	1-0	3	1-2	.500	0-0	.000	0-0	.000	1-1.0	0	0	0	0	2-2.0

## MSU PLAYER CAREER STATISTICS VERSUS OLE MISS

Player	G-GS	Mins	FGM-FGA	Pct	3GM-3GA	Pct	FTM-FTA	Pct	Rebounds	Ast	TO	BS	Stl	Points
Augustus	5-2	76	11-27	.407	2-8	.250	15-16	.938	23-4.6	0	6	2	3	39-7.8
Bailey	2-0	19	3-5	.600	0-0	.000	5-9	.556	4-2.0	0	0	2	0	11-5.5
Beckham	2-0	21	1-5	.200	0-2	.000	1-2	.500	4-2.0	6	0	0	1	3-7.5
Benock	6-0	84	5-11	.455	4-10	.400	2-2	1.000	3-0.5	4	6	0	3	16-2.7
Bolen	1-0	1	0-0	.000	0-0	.000	0-0	.000	0-0.0	0	0	0	0	0.00
Bost	4-4	126	15-38	.395	5-20	.250	27-34	.794	10-2.5	17	11	1	7	62-15.5
Johnson	6-4	123	23-43	.535	13-25	.520	6-12	.500	10-1.7	3	6	2	4	65-10.8
Lewis	1-0	1	0-0	.000	0-0	.000	0-0	.000	0-0.0	0	0	0	0	0-0.0
Luczak	DNP													
Parker	DNP													
Price	DNP													
Riek	1-0	4	0-0	.000	0-0	.000	0-0	.000	1-1.0	0	0	1	0	0-0.0





# PLAYER CAREER STATS VS. SEC TEAMS

## MSU PLAYER CAREER STATISTICS VERSUS SOUTH CAROLINA

Player	G-GS	Mins	FGM-FGA	Pct	3GM-3GA	Pct	FTM-FTA	Pct	Rebounds	Ast	TO	BS	Stl	Points
Augustus	3-1	57	7-12	.583	3-5	.600	7-10	.700	13-4.3	0	12	0	0	24-8.0
Bailey	2-0	17	1-3	.333	0-0	.000	1-2	.500	2-1.0	1	0	1	0	3-1.5
Beckham	2-0	10	1-4	.250	0-0	.000	0-0	.000	4-2.0	1	1	0	1	2-1.0
Benock	4-0	22	0-1	.000	0-1	.000	0-0	.000	1-0.3	2	0	0	1	0-0.0
Bolen	1-0	1	0-0	.000	0-0	.000	0-0	.000	0-0.0	0	0	0	0	0-0.0
Bost	3-3	107	10-23	.435	3-9	.333	16-23	.696	18-6.0	15	9	0	3	39-13.0
Johnson	4-3	104	15-38	.395	8-22	.364	8-8	1.000	11-2.8	3	1	2	1	46-11.5
Lewis	DNP													
Luczak	1-0	1	0-0	.000	0-0	.000	0-0	.000	0-0.0	0	0	0	0	0-0.0
Parker	DNP													
Price	DNP													
Riek	DNP													

## MSU PLAYER CAREER STATISTICS VERSUS TENNESSEE

Player	G-GS	Mins	FGM-FGA	Pct	3GM-3GA	Pct	FTM-FTA	Pct	Rebounds	Ast	TO	BS	Stl	Points
Augustus	3-1	37	5-14	.357	3-7	.429	7-8	.875	10-3.3	1	4	3	1	20-6.7
Bailey	2-0	17	3-5	.600	0-0	.000	1-3	.333	7-3.5	0	1	2	0	7-3.5
Beckham	2-0	12	0-2	.000	0-0	.000	1-2	.500	2-1.0	1	3	0	0	1-0.5
Benock	4-0	32	1-2	.500	1-2	.500	1-2	.500	2-0.5	5	5	0	0	4-1.0
Bolen	DNP													
Bost	3-3	106	11-29	.379	6-21	.286	7-9	.778	12-4.0	16	11	0	6	35-11.7
Johnson	4-3	101	15-41	.366	6-21	.286	3-3	1.000	10-2.5	1	4	1	0	39-9.8
Lewis	DNP													
Luczak	1-0	1	0-0	.000	0-0	.000	0-0	.000	0-0.0	0	0	0	0	0-0.0
Parker	DNP													
Price	DNP													
Riek	DNP													

## MSU PLAYER CAREER STATISTICS VERSUS VANDERBILT

Player	G-GS	Mins	FGM-FGA	Pct	3GM-3GA	Pct	FTM-FTA	Pct	Rebounds	Ast	TO	BS	Stl	Points
Augustus	2-2	47	8-20	.400	0-4	.000	3-7	.429	8-4.0	0	3	2	2	19-9.5
Bailey	2-0	22	2-4	.500	0-0	.000	3-4	.750	1-0.5	0	1	2	1	7-3.5
Beckham	1-0	5	0-1	.000	0-0	.000	0-0	.000	3-3.0	1	2	1	0	0-0.0
Benock	7-0	63	3-6	.500	2-5	.400	1-2	.500	3-0.4	1	2	2	2	9-1.3
Bolen	DNP													
Bost	3-3	105	11-34	.324	5-21	.238	12-14	.857	10-3.3	9	10	0	3	39-13.0
Johnson	4-3	90	13-27	.481	6-14	.429	2-2	1.000	8-2.0	5	3	0	0	34-8.5
Lewis	DNP													
Luczak	DNP													
Parker	DNP													
Price	DNP													
Riek	1-0	1	0-0	.000	0-0	.000	0-0	.000	0-0.0	0	0	0	0	0-0.0

## MSU PLAYER CAREER STATISTICS IN SEC TOURNAMENT PLAY

Player	G-GS	Mins	FGM-FGA	Pct	3GM-3GA	Pct	FTM-FTA	Pct	Rebounds	Ast	TO	BS	Stl	Points
Augustus	7-3	130	20-46	.435	6-17	.353	9-11	.818	22-3.1	3	15	5	3	54-7.7
Bailey	2-0	12	0-1	.000	0-0	.000	0-0	.000	1-0.5	0	1	0	0	0-0.0
Beckham	7-0	63	3-6	.500	2-5	.400	1-2	.500	3-0.4	1	2	2	2	9-1.3
Benock	4-0	33	2-2	1.000	1-1	1.000	0-0	.000	3-0.8	3	0	0	0	5-1.3
Bolen	3-0	4	0-2	.000	0-0	.000	0-0	.000	1-0.3	0	0	0	0	0-0.0
Bost	7-7	240	22-60	.367	8-27	.296	16-25	.640	29-4.1	29	20	0	9	68-9.7
Johnson	9-7	208	30-70	.429	11-37	.297	7-8	.875	19-2.1	8	10	2	3	78-8.7
Lewis	1-0	2	0-1	.000	0-0	.000	0-0	.000	0-0.0	0	0	0	0	0-0.0
Luczak	3-0	4	0-1	.000	0-0	.000	0-0	.000	1-0.3	0	1	0	0	0-0.0
Parker	DNP													
Price	DNP													
Riek	2-0	5	0-0	.000	0-0	.000	0-0	.000	0-0.0	0	0	0	0	0-0.0





# 2010-11 COACHES & STAFF





A black and white photograph of Rick Stansbury, the head coach of Mississippi State, on a basketball court. He is wearing a dark suit and is captured in a moment of intense emotion, with his mouth open as if shouting or cheering. He is holding a small white card in his left hand and has his right hand raised. The background is a blurred crowd of spectators in a gymnasium.

# RICK STANSBURY

MISSISSIPPI STATE HEAD COACH

**I**n 13 years overseeing Mississippi State's basketball program, Rick Stansbury has established himself as the school's most decorated coach.

He's guided Mississippi State to 255 victories, six NCAA Tournament appearances, four NIT berthers and the 14th-most wins in the SEC.

But where Stansbury has made his mark is with those coveted championships — **8**.

**5** Western Division titles. **1** overall crown.

**2** SEC Tournament banners.





# MSU HEAD COACH RICK STANSBURY

## HEAD BASKETBALL COACH RICK STANSBURY

CAMPBELLVILLE, 1982



Consistency is a key ingredient to the recent success enjoyed by the Mississippi State University basketball program. It is that consistency stressed in the players' daily activities on and off the basketball floor that has translated into the program's recent run of national prominence gained under head coach Rick Stansbury.

That consistency was brought to the forefront three years ago when MSU's 13th-year head basketball coach became the all-time winningest basketball coach in

school history, surpassing Richard Williams' mark of 191. With an 12-year coaching record of 244-140 (.646) at the Bulldog helm, Stansbury has guided 10 State squads (6 NCAA & 4 NIT) to postseason tournament appearances and nine clubs to 20-plus wins campaigns. Prior to Stansbury taking over MState's head coaching duties in 1998, the Bulldogs had totaled seven postseason tournament berths and eclipsed the 20-win mark just seven times in the school's 86 previous years of basketball competition.

MSU has averaged 21 wins per season the last five years (2006-10), and under Stansbury's guidance, the Bulldogs won an outright SEC overall championship in 2004, the 2010 Western Division title to go along with back-to-back SEC West crowns in the 2003-2004 and 2007-2008 seasons, as well as the SEC Tournament titles in 2002 and 2009.

Most recently, Stansbury piloted last year's 24-12 State squad to its second-straight SEC Tournament finals after claiming the Western Division championship. From 2001-05, he guided MSU to five-consecutive postseason tournament appearances for the first time in school history, including a streak of four straight NCAA Tournament berths from 2002 through 2005.

MSU's recent streak of collecting hardwood hardware was highlighted by the 2003-04 State squad claiming the school's first outright SEC title since 1962-63 with a school-best 14-2 league mark and 26-4 overall record. For MSU's 2003-04 successes, which included an undefeated season (8-0) in SEC road play, a No. 4 regular-season national AP ranking and a school-best No. 2 NCAA Tournament seeding, Stansbury was named the SEC's AP Coach of the Year. He also collected district coaching honors from the NABC and USBWA.

MState's recent string of success began with the 2001-02 Bulldog team claiming the school's second SEC Tournament title on the way to establishing a new single-season standard with 27 victories.

With six NCAA Tournament appearances (2002-05, 2008 & 2009), four NIT showings (1999, 2001, 2007 & 2010), as well as an overall Southeastern Conference championship (2004), five SEC Western Division crowns (2003, 2004, 2007, 2008 & 2010) and two SEC Tournament titles (2002 & 2009) in his prior 12 seasons at the Mississippi State helm, Stansbury has become the first coach in the school's 97-year basketball history to record four consecutive 20-win seasons (2002-05) as well as establishing school firsts with

*Rick Stansbury has guided MSU to 255 victories, the 14th most in the history of the SEC.*

five-straight postseason tournament appearances (2001-05) and five-successive NCAA Tournament berths.

As an eight-year assistant coach on Richard Williams' MSU staff, Stansbury previously played an instrumental role in helping Mississippi State secure the talent that enabled the Bulldogs to enjoy their most successful decade ever on the hardwood. Stansbury's proven track record as a tireless recruiter and knowledgeable tactician made him the obvious choice to replace Williams as the school's 18th head basketball coach. Just one day following the retirement of Mississippi State's all-time winningest basketball coach, Stansbury succeeded his former mentor on March 13, 1998.

Following a 16-year collegiate stint in the assistant coaching ranks, Stansbury immediately made his presence felt as a head man by becoming the most successful first-year basketball coach in school history. His 1998-99 Bulldog club capped a successful 20-13 rookie campaign by advancing to the semifinals of the SEC Tournament and earning a berth in the 1999 NIT. Two years later, Stansbury's Bulldogs set the table for their subsequent run of three consecutive SEC championships - regular season, divisional or tournament - by advancing to the quarterfinals of the 2001 TiVo NIT before being eliminated by eventual tournament champion Tulsa.

Having originally joined the Mississippi State family as an assistant coach on June 12, 1990, Stansbury immediately helped direct a senior-laden 1990-91 Bulldog ballclub to both the school's first Southeastern Conference basketball title and subsequent NCAA Tournament appearance in 28 years with a 20-9 overall record and 13-5 SEC mark.

All in all during his 20 prior seasons at MSU, including his previ-

**In 12 seasons, Rick Stansbury has guided MSU to six of the school's 10 NCAA Tournament berths.**



2010-11 BULLDOG BASKETBALL



# MSU HEAD COACH RICK STANSBURY



**Rick and Meo Stansbury with sons (L-R) Noah, Luke and Isaac**

ous eight-year stint as an assistant coach (the last four seasons as associate head coach) under Williams' tutelage, Stansbury has been a part of 396 victories and 14 postseason tournament teams. Highlighting his days as an MSU assistant coach, the Bulldogs exploded onto the national college basketball scene by advancing to the NCAA Sweet 16 in 1995 and then making a school-first appearance in the NCAA Final Four a year later in 1996. Since Stansbury's arrival on the State scene in 1990, the Bulldogs have also claimed the school's three SEC Tournament titles (1996, 2002 & 2009), two overall SEC championships (1991 & 2004) as well as seven SEC West crowns (1995, 1996, 2003, 2004, 2007, 2008 & 2010).

As a result of Mississippi State's consistent roundball success during the past decade, Stansbury was recently tabbed by The Hoop Scoop as the nation's top-ranked 'Mid-Career' head coach in NCAA Division I men's basketball. In recognition of being regarded as one of the nation's most respected talent-seekers, Stansbury was most recently named the SEC's best recruiter by the Sporting News Yearbooks publication two years ago. He was also previously ranked among the top 20 recruiters in the country during a survey of 113 NCAA Division I basketball coaches conducted in the 1990s by the Seattle Post-Intelligencer newspaper.

Since joining the highly competitive Southeastern Conference coaching ranks 20 years ago, Stansbury has helped recruit and develop a total of 16 All-SEC players, including current standout Dee Bost, and six SEC All-Freshman Team selections. In addition, Mississippi State has had five All-SEC players (Tyrone Washington-1999; Mario Austin & Derrick Zimmerman-2003; 2003-04 SEC Player of the Year and All-American Lawrence Roberts-2005; Jarvis Varnado-2010) as well as three All-America high school signees from the state of Mississippi (Jonathan Bender-1999; Travis Outlaw-2003; and Monta Ellis-2005) selected in the NBA Draft since Stansbury took over MSU's head coaching duties in 1998. Roberts and Zimmerman made their NBA debuts with the Memphis Grizzlies and New Jersey Nets, respectively, in 2005-06, while Varnado was drafted by the Miami Heat in the second round this past June.

Dedicated to a program committed to keeping the state of Mississippi's best roundball talent at home, Stansbury is the man most responsible for MSU's recent trend of inking Mississippi high school players of the year. The Bulldogs have signed numerous Mississippi prep players of the year during his successful association with the team's basketball program and was instrumental in securing in-state talent Monta Ellis of perennial State powerhouse Lanier High

School in Jackson, Miss. Drafted by the NBA's Golden State Warriors in 2005, Ellis became MSU's fourth McDonald's High School All-American signee over a recent seven-year span. Two years ago, he nabbed one of the more heralded recruits this decade with the signing of Mississippi native Renardo Sidney, a Top 5 recruit who spent the past three years in Los Angeles that will make his debut this fall.

Prior to Ellis, local Starkville (Miss.) High School product Travis Outlaw was selected in the first round of the 2003 NBA Draft (23rd pick overall) by the Portland Trail Blazers. Prior to that, Stansbury and his hard-working staff of assistants had inked McDonald's High School All-Americans during back-to-back years for the first time in school history with the signings of Mario Austin and Jonathan Bender. Bender recently retired from professional basketball after struggling through seven injury-plagued seasons with the NBA's Indiana Pacers. A highly touted prep standout at Picayune (Miss.) Memorial High School, Bender became a lottery pick (No. 5 selection overall by the Toronto Raptors) in the 1999 NBA Draft after breaking Michael Jordan's previous McDonald's All-American Game scoring record.

One of Stansbury's most lauded recruiting coups during his eight-year stint as an MSU assistant coach, Erick Dampier is presently participating in his 15th NBA season to rank second behind former NBA All-Star Jeff Malone on MSU's all-time professional longevity list. Now in his seventh season with the Dallas Mavericks after a seven-year stint (1998-2004) with the Golden State Warriors and spending his rookie season (1996-97) with the Indiana Pacers, Dampier has totaled 7,179 points (7.8 ppg), 6,803 rebounds (7.4 rpg) and 1,347 blocked shots in 921 career NBA outings entering the 2010-11 campaign.

Following State's unprecedented run to the 1996 NCAA Final Four, Dampier (10th pick overall) and Dontae' Jones, a New York Knicks first-round selection (21st), became the first Bulldog duo in school history to be chosen in the first round of the NBA Draft during the same year. Jones' arrival at State in 1995 from Northeast Mississippi Community College began a three-year run of first-team junior college All-Americans to sign with MSU. Horatio Webster and Detrick White, former high school and junior college teammates at Durant (Miss.) High School and Connors State (Okla.) College, followed suit the next two years.

**In the last 13 years, the only SEC schools that have won more games are Kentucky and Florida. And during the last eight years, MSU has won seven various SEC crowns, second only to the Wildcats' 11.**

Along with having the staff's primary recruiting responsibilities during his productive stint as a Bulldog assistant coach, Stansbury was being groomed for his subsequent promotion to head coach. Under Williams' guidance, he was also charged with Mississippi State's all-important scouting duties, along with being actively involved in the program's schedule-making process and popular summer basketball camps.

Prior to joining the Mississippi State coaching staff at the start of the 1990s, Stansbury previously logged a six-year stint as an assistant basketball coach at Austin Peay State University in Clarksville, Tenn. Working alongside his good friend and former APSU head coach Lake Kelly, Stansbury was directly involved with a full scope of coaching responsibilities, including serving as recruiting coordinator. Similar to the success he has since helped bring to MSU's program, Stansbury helped guide Austin Peay to three consecutive winning campaigns, beginning with an Ohio Valley Conference Tournament championship and a subsequent NCAA Tournament second-round berth during the 1986-87 season in which the Governors posted a 20-12 mark.

During Stansbury's six-year association with Austin Peay's roundball program, the Governors compiled an 87-89 (.494) com-



# MSU HEAD COACH RICK STANSBURY



## Personal Background

**Birthdate:** December 23, 1959  
**Birthplace:** Louisville, Kentucky  
**Wife:** Meo (Mellen) of Roanoke, Virginia  
**Children:** Isaac (December 14, 1999);  
 Noah (April 26, 2002);  
 Luke (July 2, 2004)

## Educational Background

**High School:** Meade County (Ky.) High School, 1977  
**College:** Campbellsville (Ky.) College, 1982  
**Graduate School:** Cumberland (Ky.) College, 1984

## Coaching Experience

**1981-82:** Student Assistant Coach at Campbellsville Co.  
**1983-84:** Graduate Assistant Coach at Cumberland Co.  
**1985-90:** Assistant Coach at Austin Peay State  
**1990-94:** Assistant Coach at Mississippi State  
**1995-98:** Associate Head Coach at Mississippi State  
**1998-present:** Head coach at Mississippi State  
 (Named MSU's 18th coach on March 13, 1998)



**A 1982 graduate of Campbellsville (Ky.) College and four-year letterman for the Tigers, MSU basketball coach Rick Stansbury was inducted into the Campbellsville Athletic Hall of Fame in 2003. As a senior, he helped lead Campbellsville to the school's first District 32 hoops title and an appearance in the 1981 NAIA Tournament.**

positive record, including a 40-40 regular-season conference mark and an 8-5 OVC Tournament record. With the team's postseason tournament success in league play, APSU landed a total of seven players, including two tourney MVPs, on the OVC All-Tournament team over a four-year span.

A native of Battletown, Ky., Stansbury's 16-year career as an assistant basketball coach began at his alma mater. While earning a double major in business and physical education from Campbellsville (Ky.) College (now Campbellsville University) in 1982, Stansbury was a four-year letterman as a backcourt performer. After helping lead the Tigers to the 1979 KIAC Tournament championship and a regular-season league title the following year, Stansbury averaged 12 points per game as a senior starter to help pace Campbellsville to the school's first District 32 crown and an appearance in the 1981 NAIA Tournament.

Setting out on his basketball coaching career while also completing his bachelor's degree requirements, Stansbury stayed on the following season (1981-82) as a student assistant on the late Lou Cunningham's Campbellsville staff. Stansbury would later hire Cunningham's son, Phil, as an assistant coach on his Mississippi State staff in 2000 after the two had previously worked together on Williams' MSU staff during the 1991-92 campaign.

Stansbury then served as a graduate assistant on coach Randy Vernon's staff at Cumberland College in Williamsburg, Ky. While earning his master's degree in business education, Stansbury helped direct the 1983-84 Indian club to a 31-5 mark and second-round appearance in the NAIA Tournament.

Eight years ago in 2003, Stansbury was honored by his alma mater as an inductee into the Campbellsville University Athletic Hall of Fame, along with former Tiger head football coach Sam Wickliffe. In October 1999, Stansbury was previously honored by the Campbellsville Alumni Association as a proud recipient of the school's Distinguished Alumni Award.

Most recently during the summer months, Stansbury has made off-the-court contributions to society by donating his time and energy to Camp Rising Sun, a camp located in nearby Columbus, Miss., that caters to children ages 6-14 who are being treated, or have been treated, for cancer. On a regional scale, Stansbury volunteered in 2005 to serve on the organizing committee of Coaches Care, a group of coaches united to assist victims of Hurricane Katrina.

The son of the late Robert Stansbury and the late Norma Stans-

bury of Battletown, Ky., Stansbury is a 1977 graduate of Meade County High School in Brandenburg, Ky., where he was a four-year basketball letterman and three-time all-district performer. As a prep senior, Stansbury was voted the team's most improved player after averaging 15 points per game.

Stansbury's father, Robert, who had been the head coach's special guest during MSU's run to the 2002 SEC Tournament championship earlier that year in Atlanta, passed away following a courageous battle with cancer just as preseason basketball practice tipped off in 2002. Ironically, the coach's mother, Norma, passed away on Nov. 17, 1998 in Florida on the day her son was making his MSU coaching debut in Jackson, Miss.

Stansbury, who will turn 51 on Dec. 23, 2010, is married to the former Meo Mellen of Roanoke, Va. They are the proud parents of three sons -- Isaac, who will turn 11 years old on Dec. 14, 2009; Noah, who will celebrate his ninth birthday on April 26, 2010; and Luke, who turned 6 years old this past July.

## STANSBURY'S SUCCESS

- ✓ Entering his 13th season at the helm, Rick Stansbury is MSU's all-time winningest coach with 255 victories.
- ✓ The Bulldogs have averaged 21 wins per season and have participated in post-season tournament play 10 times (6 NCAA & 4 NIT).
- ✓ Mississippi State made five-consecutive postseason tournament appearances (2001-05) for the first time in school history, including a streak of four-straight NCAA Tournament berths from 2002-05.
- ✓ The Bulldogs have won 20-plus games nine times under Stansbury's guidance.
- ✓ Since 1998-99, MSU is the winningest program in the SEC Western Division and is third overall behind Kentucky and Florida.
- ✓ In the last eight years, only one team in the SEC has won five divisional titles. **Mississippi State.**
- ✓ In the last 12 years, MSU has produced a collective total of 36 SEC Academic Honor Roll recipients.



# MSU COACHING STAFF

## STANSBURY VS. ALL OPPONENTS

Team	W-L	Pct	Idaho	1-0	1.000	Saint Mary's (Calif.)	1-0	1.000
Akron	0-1	.000	Illinois-Chicago	1-0	1.000	Sam Houston State	1-0	1.000
Alabama	15-11	.577	Jackson State	2-0	1.000	San Diego	1-1	.500
Alabama A&M	4-0	1.000	Jacksonville	1-0	1.000	Santa Clara	2-0	1.000
Alabama State	2-0	1.000	Jacksonville State	4-0	1.000	South Alabama	6-1	.857
UAB	2-0	1.000	Kentucky	4-11	.267	South Carolina	10-5	.667
Arizona	1-1	.500	Lafayette	1-0	1.000	South Carolina State	1-0	1.000
Arkansas	13-13	.500	Liberty	1-0	1.000	Southeastern Louisiana	5-1	.833
Arkansas-Little Rock	3-0	1.000	Louisiana-Lafayette	3-2	.600	Southern Illinois	0-1	.000
Arkansas-Pine Bluff	2-0	1.000	Louisiana-Monroe	3-0	1.000	Southern Mississippi	1-0	1.000
Arkansas State	2-0	1.000	LSU	16-11	.593	Stanford	1-1	.500
Auburn	14-10	.583	Louisiana Tech	3-0	1.000	St. Bonaventure	2-0	1.000
Belmont	1-0	1.000	Loyola Marymount	2-0	1.000	Syracuse	0-1	.000
Bethune-Cookman	1-0	1.000	McNeese State	5-0	1.000	Tennessee	5-9	.357
Birmingham-Southern	1-0	1.000	Memphis	0-1	.000	Tennessee-Martin	3-0	1.000
Bradley	1-0	1.000	Miami (Fla.)	1-1	.500	Texas	0-2	.000
Butler	0-1	.000	Miami-Ohio	0-1	.000	Texas A&M-Corpus Christi	2-0	1.000
California	0-1	.000	Mississippi Valley State	3-0	1.000	Texas-Pan American	1-0	1.000
Centenary	4-0	1.000	Missouri	1-1	.500	Texas Tech	0-1	.000
Charlotte	2-1	.667	Missouri-Kansas City	1-0	1.000	Troy	1-0	1.000
Chattanooga	1-0	1.000	Monmouth	1-0	1.000	Tulane	3-0	1.000
Cincinnati	0-2	.000	Montana State	1-1	.500	Tulsa	0-1	.000
Clemson	0-2	.000	Murray State	1-0	1.000	UCLA	1-0	1.000
Colorado State	0-1	.000	New Orleans	4-0	1.000	UC Irvine	1-0	1.000
DePaul	1-0	1.000	Nicholls State	4-0	1.000	Valparaiso	0-1	.000
Duke	0-1	.000	Northwestern	1-0	1.000	Vanderbilt	10-6	.625
Eastern Kentucky	1-0	1.000	Northwestern State	1-1	.500	Virginia Tech	1-0	1.000
Fairfield	1-0	1.000	North Alabama	1-0	1.000	Washington	0-1	.000
Fairleigh Dickinson	1-0	1.000	North Carolina	0-1	.000	Washington State	0-1	.000
Florida	7-8	.467	Ole Miss	18-7	.720	West Virginia	0-1	.000
Florida A&M	2-0	1.000	Old Dominion	1-0	1.000	Western Kentucky	3-1	.750
Florida State	1-1	.500	Oregon	1-0	1.000	Winthrop	0-1	.000
George Mason	1-1	.500	Oklahoma	1-0	1.000	Wright State	1-0	1.000
Georgia	9-6	.600	Pittsburgh	1-0	1.000	Xavier	3-1	.750
Georgia State	2-0	1.000	Richmond	2-2	.500	<b>Totals</b>	<b>255-140</b>	<b>.646</b>
Holy Cross	1-0	1.000	Rider	0-1	.000			
Houston	2-0	1.000	Rutgers	0-1	.000			

### RICK STANSBURY'S MSU CAREER RECORD AS AN ASSISTANT COACH

Season	W-L	Pct	Postseason	SEC Highlights
1990-91	20-9	.690	NCAA tourney/1st round	T-1st SEC /13-5
1991-92	15-13	.536		
1992-93	13-16	.448		
1993-94	18-11	.621	NIT/1st round	3rd in West/9-7
1994-95	22-8	.733	NCAA Sweet 16	T-1st in West/12-4
1995-96	26-8	.765	NCAA Final Four	1st in West; won SEC tourney
1996-97	12-18	.400		
1997-98	15-15	.500		
<b>8-yr totals</b>	<b>141-98</b>	<b>.590</b>	<b>3 NCAA, 1 NIT; 1 SEC trny title; 3 reg. season titles</b>	

### RICK STANSBURY'S MSU CAREER RECORD AS A HEAD COACH AT MSU

Season	W-L/Pct	SEC	Postseason	SEC Highlights
1998-99	20-13/.606	8-8	NIT/1st round	Semis of SEC tourney
1999-00	14-16/.467	5-11		
2000-01	18-13/.581	7-9	NIT/Quarters	
2001-02	27-8/.771	10-6	NCAA/2nd round	2nd in West; Won SEC tourney
2002-03	21-10/.677	9-7	NCAA/1st round	1st in West/Finals of SEC tourney
2003-04	26-4/.867	14-2	NCAA/2nd round	Overall SEC champions
2004-05	23-11/.676	9-7	NCAA/2nd round	4th-straight SEC winning season
2005-06	15-15/.500	5-11		
2006-07	21-14/.600	8-8	NIT/semifinals	1st in West/Semis of SEC tourney
2007-08	23-11/.676	12-4	NCAA/2nd round	Semis of SEC tourney
2008-09	23-13/.639	9-7	NCAA/1st round	Won SEC tourney
2009-10	24-12/.667	9-7	NIT/2nd round	1st in West/Finals of SEC tourney
<b>12-yr totals</b>	<b>255-140/.646</b>	<b>105-87</b>	<b>6 NCAA; 4 NIT; 1 SEC overall; 5 West; 2 SEC trneys</b>	

### RICK STANSBURY'S CAREER RECORD AT MSU

<b>19-yr MSU totals</b>	<b>396-238</b>	<b>.625</b>	<b>9 NCAA; 5 NIT; 2 SEC; 7 West/ 3 SEC trny titles</b>
-------------------------	----------------	-------------	--

### MSU COACHING LEADERS

#### Overall Coaching Wins

1. Rick Stansbury .....255-140
2. Richard Williams .....191-163
3. Babe McCarthy .....169-85
4. E.C. Hayes .....124-54
5. Kermit Davis .....91-91

#### Overall Winning Percentage

1. E.C. Hayes ..... .697 (124-54)
2. Bernie Bierman ..... .674 (31-15)
3. Ron Greene ..... .667 (18-9)
4. Babe McCarthy ..... .665 (169-85)
5. Rick Stansbury ..... .646 (255-140)

#### Overall Games Coached

1. Rick Stansbury .....395
2. Richard Williams .....354
3. Babe McCarthy .....254
4. Kermit Davis .....182
5. E.C. haeyes .....178

#### SEC Coaching Wins

1. Rick Stansbury .....105-87
2. Richard Williams .....89-113
3. Babe McCarthy .....88-54

#### SEC Winning Percentage

1. Ron Greene ..... .722 (13-5)
2. Babe McCarthy ..... .620 (88-54)
3. Rick Stansbury ..... .547 (96-80)



## ASSISTANT COACH PHIL CUNNINGHAM

### CAMPBELLSVILLE COLLEGE, 1990



#### PERSONAL BACKGROUND

**Birthdate:** October 17, 1966  
**Birthplace:** Paducah, Kentucky  
**Children:** Shelby

#### EDUCATION

**High School:** Taylor County, 1985  
**College:** Campbellsville Co., 1990  
**Graduate School:** Miss. State, 1992

#### COACHING EXPERIENCE

**1990-91:** Assistant at Campbellsville  
**1991-92:** Grad. asst. at Miss. State  
**1992-95:** Head coach at Sue Bennett  
**1995-97:** Assistant at James Madison  
**1997-98:** Assistant at Georgia State  
**1998-00:** Associate head coach at Georgia State  
**2000-present:** Assistant at Miss. St.

One of the top all-around assistant coaching talents in all of collegiate basketball, Phil Cunningham begins his 11th season on Rick Stansbury's Mississippi State basketball coaching staff. He continues his association with MSU's 13th-year head coach after the two previously served together on Richard Williams' Bulldog coaching staff during the 1991-92 campaign.

During his second stint at MSU, Cunningham has taken on primary responsibilities in the areas of recruiting, player development with the Bulldog guards, scouting and on-floor coaching duties. The Bulldogs' last 11 recruiting classes have all been nationally recognized due largely in part to his relentless recruiting style, tremendous work ethic, and eye for talent.

On the court, Cunningham's daily contributions to the Bulldog basketball program have resulted in MSU's recent string of six NCAA Tournament appearances out of the last nine years, as well as last year's berth in the NIT after the Bulldogs advanced to the finals of the SEC Tournament crown for the second-straight year. He has also played a significant role in Mississippi State's recent run of four-consecutive championship seasons, in addition to outright Southeastern Conference basketball championship in 2003-04 along with five SEC Western Division crowns over the past eight seasons.

The streak began in 2002 with the Bulldogs claiming the SEC Tournament title en route to winning a school-record 27 contests. With Cunningham on board, the Bulldogs have averaged 21 wins per year since the 2000-01 season, including the team's record-breaking 26-4 campaign (14-2 in SEC play) during the 2003-04 season.

For his yearly recruiting and coaching accomplishments in helping make Mississippi State a consistent SEC title contender, Cunningham was recently tabbed by Rivals.com as one of the nation's top 25 assistant coaches. He was also previously recognized by The Hoop Scoop recruiting publication as one of the top NCAA Division I men's basketball assistant coaches.

Having earned his master's degree in physical education with an emphasis in sports administration from MSU while he was serving as a graduate assistant coach during his prior stop at State, Cunningham returned to the Starkville campus in 2000 after spending the previous three seasons on Charles "Lefty" Driesell's coaching staff at Georgia State University.

In spending his last two seasons in Atlanta as GSU's associate head coach, Cunningham was instrumental in helping transform the Panther team into what developed into one of the winningest basketball programs in the Atlantic Sun Conference. His tireless recruiting efforts at Georgia State proved pivotal in the Pan-

thers landing successive conference player of the year recipients Thomas Terrell and Shernard Long.

Prior to rejoining Driesell at Georgia State in 1997, Cunningham spent the 1995-96 and 1996-97 seasons as an assistant coach on the staff of the 'Lefthander' at James Madison University in Harrisonburg, Va. Cunningham's 14-year stint as an NCAA Division I assistant coach was preceded by a three-year stay as head basketball coach at Sue Bennett College in London, Ky.

Taking over a former junior college program making the jump to four-year competition in the NAIA, he paced SBC to 48 victories during his three seasons at the Dragon helm, including post-season tournament appearances during each of the school's first two years of postseason eligibility status.

#### SON OF COACHING ICON

A native of Campbellsville, Ky., and the son of the late Lou Cunningham - long-time coach at Campbellsville (Ky.) College (now Campbellsville University) - Cunningham spent the 1990-91 campaign as

**Cunningham was recently tabbed by Rivals.com as one of the nation's Top 25 assistant coaches.**

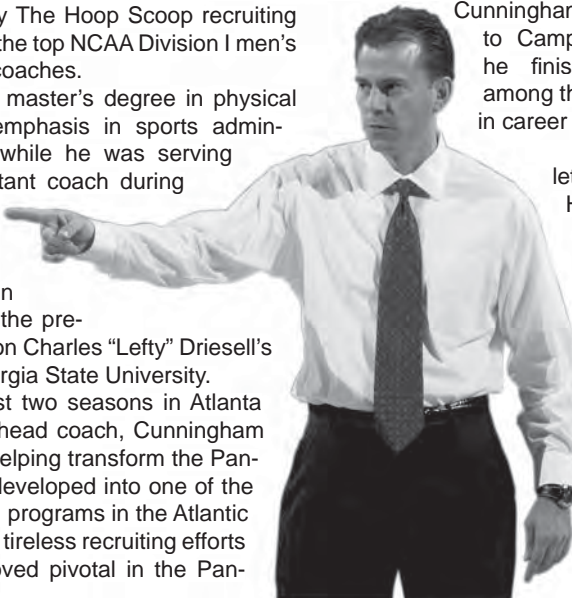
an assistant coach on his father's staff, helping lead the

Tigers to the District 32 championship and an appearance in the NAIA Tournament. Like Stansbury, Cunningham earned his bachelor's degree in business administration from Campbellsville. Also a native Kentuckian, Stansbury graduated from the school in 1982.

Cunningham played his first two years of college basketball at NCAA Division II powerhouse Kentucky Wesleyan College, where he was a member of the 1986-87 national championship team. Citing a desire to play for his highly-respected father, Cunningham subsequently transferred to Campbellsville College, where he finished his career ranked among the school's all-time leaders in career assists.

During his prep athletic career at Taylor County High School in Campbellsville, Ky., Cunningham was an all-state honorable mention backcourt performer in addition to excelling on the diamond as a standout shortstop.

A 20-year veteran of the collegiate basketball coaching ranks, Cunningham, 44, has one daughter, Shelby, 10.





## ASSISTANT COACH MARCUS GRANT

MISSISSIPPI STATE, 1995



### PERSONAL BACKGROUND

**Birthdate:** November 21, 1973  
**Birthplace:** Macon, Georgia  
**Wife:** Angie  
**Children:** Marcus, Kayla and Kendra

### EDUCATION

**High School:** Macon Central, 1991  
**College:** Mississippi State, 1995

### PRO PLAYING EXPERIENCE

**1995-96:** Atlanta (USBL) & Black Hills (IBA)  
**1996-97:** Kouvo (Finland)  
**1997-98:** Nokia (Finland); Atlanta (USBL) & Black Hills (IBA)  
**1998-99:** Oliveirense Simoldes (Port.)  
**1999-02:** Namika Lahti (Finland)  
**2002-03:** Honka Espoo (Finland)  
**2003-04:** Kouvolan Kouvot (Finland)

### COACHING EXPERIENCE

**2004-06:** MSU, coord. of operations  
**2006-present:** MSU, assistant coach

One of the most versatile players and highly regarded student-athletes in Mississippi State's recent basketball history, Marcus Grant begins his seventh season working at his alma mater on Rick Stansbury's Bulldog coaching staff.

Now in his fifth season in an expanded role as an MSU assistant coach, Grant is charged with primary responsibilities in the wide-ranging areas of scouting preparation, on-floor gameday coaching and recruiting. Grant spent his first two seasons back at his alma mater serving as the staff's coordinator of men's basketball operations.

Grant spent the better part of a decade starting in Finland as a perennial all-league standout in the Finnish Basketball Association since his graduation from Mississippi State in 1995. Most recently on the court, the former three-time Eurobasket All-Finnish League Import Player of the Year averaged 16.5 points, 6.8 rebounds, 4.0 assists and 2.0 steals per game in leading the Kouvolan Kouvot club to the 2003-04 Finnish League championship. The previous season as a member of the Honka Espoo contingent, Grant averaged 20.9 points, 6.9 rebounds, 3.7 assists and 1.8 steals per contest in pacing the Playboys to the Finnish team title as the league's best import player of 2002-03.

Prior to helping lead two different clubs to the Finnish League championship in 2003-04 and 2002-03, Grant played three consecutive seasons (2000-02) with the Namika Lahti squad. In his first season with the club, he averaged 19.5 points, 11.5 rebounds, 3.4 assists and 2.3 steals per outing in leading Namika Lahti to the 1999-2000 Finnish League crown. Individually, Grant received his first of three Eurobasket All-Finnish League Import Player of the Year honors, in addition to being named to the 1999-2000 Eurobasket All-Finnish League First Team and All-Defensive Team. In subsequent seasons with Namika Lahti, he went on to average 23.9 points and 8.6 rebounds in 2000-01 and then averaged 19.3 points and 9.0 rebounds per game the following year to help pace the team to the championship finals of the Finnish League.

Having also played professionally on the international level in Germany (2003), Portugal (1998) and France (1996) within the past decade, Grant's professional playing career began in 1995 as a member of the Atlanta Trojans of the United States Basketball League. While averaging 18.5 points and 3.3 rebounds

per contest in being named to the USBL's 1995 All-Rookie Team, Grant helped lead the Trojans to a runner-up finish for the league championship. Upon participating in the Dallas Mavericks rookie/free agent camp in the fall of 1995, he went on to average 15.1 points and 4.4 assists per game in helping pace the Black Hills (S.D.) Posse to the inaugural championship series of the International Basketball Association (IBA) in 1996.

A former prep standout at Macon (Ga.) Central High School, Grant was one of Stansbury's first prized Bulldog recruits during the current MSU head coach's early years as a State assistant. Grant developed into a three-year starter and two-time

**Marcus Grant, a former MSU standout, was a three-time Eurobasketball All-Finnish League Import Player Of the Year.**


team captain for coach Richard Williams' Bulldogs, having totaled 970

points (9.2 ppg), 384 rebounds (3.7 rpg) and 278 assists (2.6 apg) in 105 career collegiate contests. He currently stands fourth on the school's all-time list for career 3-pointers made (164) and fifth in career trey attempts (461), while shooting 35.6 percent from beyond the three-point arc for his career.

A three-time member of the SEC Academic Honor Roll with a bachelor's degree in communication, Grant garnered third-team all-SEC honors as a senior after averaging 10.4 points, 4.3 rebounds and 3.3 assists per outing in helping lead the 22-8 Bulldogs to the co-championship of the league's Western Division and an appearance in the 1995 NCAA Sweet 16. That year he

was ranked runner-up for the team lead with 98 assists and 29 blocks, while rating as the team's No. 3 scorer behind fellow all-SEC performers Darryl Wilson and Erick Dampier. Along with having capped his productive State playing stint by receiving the team's prestigious Babe McCarthy Memorial Award for his all-around contributions to the Bulldog basketball program, Grant also was chosen MSU's Best Defensive Player as a junior and the club's Most Improved Player during his sophomore campaign.

Grant, 37, is married to the former Angie Rice of Starkville, Miss. They are the proud parents of one son, Marcus II, 8, and a daughter, Kayla, 5. Grant also has a daughter, Kendra, 19.





## ASSISTANT COACH GEORGE BOOKS

### MISSISSIPPI STATE UNIVERSITY, 1997



Following a successful 12-year stint at the junior college ranks where he guided his team to numerous titles, George Books returned to Mississippi State this past August to join Rick Stansbury's staff.

The 37-year-old Brooks needed little introduction to the MSU family upon his arrival, as he played for the Bulldogs from 1992-94 before earning his degree in 1997.

He was also a student-assistant coach under Richard Williams for one season, but what a season it was as MSU advanced to the Final Four for the first time in school history.

"It's an honor to be back at Mississippi State," he said. "This program has achieved a lot, and I'm eager to do all I can to help it be even better. This was an easy decision for me to come back here."

Brooks' main responsibility at MSU will be working with forwards and assisting with scouting reports.

A native of Lafayette, Ala., Brooks came to Mississippi State following a stellar prep career at Lafayette High School under coach John T. Woody.

A three-year starter, he was instrumental in guiding his team to a three-year composite record of 64-20, while leading his team to the Alabama Class 3A title in 1989 as a sophomore.

The All-State performer was also a three-time Opelika-Auburn News All-Area and Valley Times News All-Valley basketball honoree.

As a senior, he averaged 16 points, 14 rebounds, seven blocked shots and three assists en route to being named to the Birmingham Post-Herald's "Ten Most Wanted List."

Yet, he wasn't just a one-sport standout.

In addition to excelling on the court, he was also a three-time All-State tight end in football. But when it came time to choose which sport to play in college, his heart led him to the basketball court.

From 1992-94, Brooks appeared in 67 games as a reserve backup. During that time, he was a teammate with current MSU assistant Marcus Grant.

*Not only did George Brooks play at Mississippi State, he was a student-assistant coach on the 1996 Final Four team.*

But following the 1994 campaign, Brooks decided to transfer to West Georgia for his final season of eligibility, where he played for Braves coach Ed Murphy.

In his one season at West Georgia, Brooks started 22 of the 25 games he played.

He averaged 6.5 points and scored in double-digits six times, while averaging 5.6 rebounds an outing.

He totaled a career-high of 13 points on three occasions, while his best outing on the boards was 11 rebounds.

Following his stint at West Georgia, it was at that point he returned to Mississippi State as a student-assistant coach for one season.

Then the call came from Meridian Community College, where he spent his first year as an assistant.

But after just two seasons, he was promoted to head coach, where he spent 11 seasons overseeing the Eagles' program.

During his tenure, Brooks led Meridian to numerous Mississippi-Louisiana Conference titles and appearances in the NJCAA Region 23 tournaments.

He was also instrumental in seeing more than 20 of his players sign with NCAA programs, including Jamal Edmondson who played at MSU from 2005-06.

In addition, he also coached two standouts that went on to enjoy NBA careers — Jamario Moon and Ronald Murray.

Brooks is the proud father of two sons, Garrison, 11, Justin, 10, and two daughters, Katelyn 4 and Karrie, 2.

#### PERSONAL BACKGROUND

**Birthdate:** June 20, 1973  
**Birthplace:** Langdale, AL

#### EDUCATION

**High School:** Lafayette HS, 1992  
**College:** Mississippi State, 1997

#### COACHING EXPERIENCE

**1995-96:** Student asst., Mississippi St.  
**1997-99:** Assistant, Meridian CC  
**1999-2010:** Head coach, Meridian CC  
**2010-Present:** Assistant, Mississippi St.







# MSU COACHING STAFF

## DIRECTOR OF OPERATIONS TALVIS FRANKLIN

### MISSISSIPPI STATE, 2007



travel arrangements.

As an integral member of Mississippi State's basketball program for the five previous seasons, Franklin was a part of the Bulldogs' 2003-04 SEC championship season, as well as being affiliated with SEC Western Division title teams in 2006-07 and 2007-08 and during the 2002-03 and 2003-04 campaigns. He also made three consecutive trips to the NCAA Tournament (2003-05) with the team, along with the run two years ago that ended with a setback to Washington in Portland, Ore., following the Bulldogs run to the SEC Tournament crown.

Outside of his duties, the Tupelo native has worked with Mississippi State's summer basketball camps for the past seven years. In addition, Franklin has coached summer league basketball and held individual youth workouts in his hometown of Plantersville for the past few years.

Franklin recently acquired his bachelor's degree in teaching/coaching from Mississippi State, and he is now pursuing a master's degree in education.

A 1992 graduate of Shannon High School as the class salutatorian, Franklin also participated in basketball and football during his prep playing days.

Franklin, 36, is the proud father of one son, Talvis, 18, and one daughter, Akase', 8.



No stranger to the Bulldog basketball family, Talvis Franklin begins his fourth season as Mississippi State's coordinator of men's basketball operations after serving the past five seasons as a student manager for MSU coach Rick Stansbury.

Along with continuing his role of overseeing the team's student managers and the maintenance of the Bulldogs' athletic equipment, Franklin also handles film exchange responsibilities as well as assisting with the club's

## 2010-11 MSU BASKETBALL ROAD HEADQUARTERS

**DEC. 18 vs. VIRGINIA TECH**  
Atlantis Resort, Royal Tower Hotel  
One Casino Drive  
Paradise Island, Bahamas  
Phone: (242) 363-6309



**DEC. 12-25 DIAMONDHEAD CLASSIC**  
Sheraton Waikiki  
2255 Kalakaua Avenue  
Honolulu, HI 96815  
Phone: (808) 922-4422



**DEC. 12 vs. ST. MARY'S**  
Oreleans Hotel  
4500 West Tropicana Avenue  
Las Vegas, NV  
Phone: (702) 365-7111



**JAN. 22 AT GEORGIA**  
Courtyard By Marriott  
166 Finley Street  
Athens, GA 30601  
Phone: (706) 369-7000

**FEB. 2 AT ALABAMA**  
Courtyard By Marriott Tuscaloosa  
4115 Courtney Drive  
Tuscaloosa, AL 35405  
Phone: (205) 750-8384



**FEB. 5 AT LSU**  
Baton Rouge Marriott  
5500 Hilton Avenue  
Baton Rouge, LA 70808  
Phone: (225) 924-5000



**FEB. 12 AT AUBURN**  
Auburn University Hotel  
241 South College Street  
Auburn, AL 36830  
Phone: (334) 821-8200



**FEB. 15 AT KENTUCKY**  
Hilton Suites Lexington Green  
245 Lexington Green Circle  
Lexington, KY 40503  
Phone: (859) 271-4000

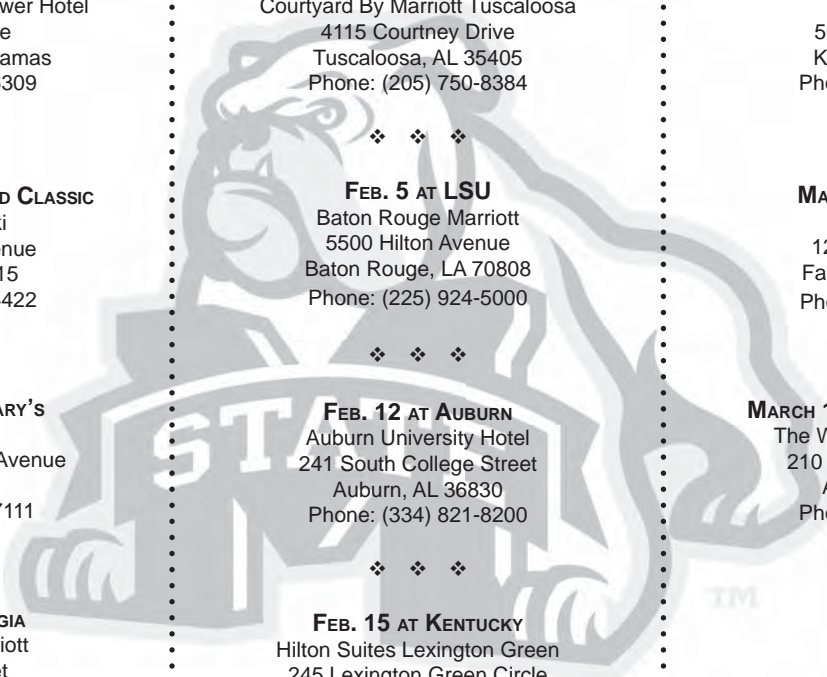
**FEB. 26 AT TENNESSEE**  
Marriott Knoxville  
500 Hill Avenue, SE  
Knoxville, TN 37915  
Phone: (865) 637-1234



**MARCH 2 AT ARKANSAS**  
Clarion Inn  
1255 S. Shiloh Drive  
Fayetteville, AR 72701  
Phone: (479) 521-1166



**MARCH 10-13 SEC TOURNAMENT**  
The Westin Peachtree Plaza  
210 Peachtree Street NW  
Atlanta, GA 30303  
Phone: (404) 588-3134





# MSU SUPPORT STAFF



## GREGG ELLIS

**ASSISTANT MEDIA RELATIONS DIRECTOR**

In his third year promoting the daily publicity of Mississippi State's nationally recognized men's basketball program is Gregg Ellis.

While it is his third season working at MSU, he certainly is no stranger to the athletic department.

For 10 years prior to his arrival to MSU, Ellis was an award-winning sportswriter and columnist at the Daily Journal in Tupelo, Miss., where he spent his final seven years as the Bulldogs' beatwriter.

During his time at the Journal, he covered four of Rick Stansbury's teams that won the Western Division crown as well as the 2004 squad that captured the overall SEC title.

His tour of duty with MSU also saw him cover such events as the historical hiring of Sylvester Croom and the Bulldogs' 2007 College Baseball World Series appearance.

Yet, his professional roots originated when media relations. After finishing at Ole Miss in 1994, he joined the public relations department of the Indianapolis Colts, where he worked with the likes of NFL standouts Marshall Faulk, Peyton Manning, Jim Harbough and Marvin Harrison.

After his time with the Colts, Ellis spent two years at the Indianapolis Star before returning to Mississippi to continue his journalism career. While in Tupelo, he won awards for his columns, game stories and features, and three times he was voted the newspaper's favorite sportswriter by the readers. In May of 2008, he received his highest honor when he was named the Mississippi Sportswriter of the Year by the National Sportscasters and Sportswriters Association.

A native of Lambert, Miss., Ellis, 40, is married to the former Celeste Nelson of Chattanooga, Tenn. They are the parents of Zach, 13, and Hannah, 11.



## LYNDA MOORE

**ACADEMIC COUNSELOR**

Beginning her 10th season at Mississippi State, Lynda Moore helps monitor the day-to-day academic requirements of the basketball players.

Having been associated with six NCAA Tournament teams at MSU, Moore has been instrumental in State's recent success in the classroom. With 28 total SEC Academic Honor Roll recipients over the last five seasons, the Bulldogs have graduated a total of 14 student-athletes since May 2004.

Along with her work with men's basketball at MSU, Moore also attends to the daily academic needs of State's women's golf, softball, and the men's and women's tennis teams.

Moore joined Ray Berryhill's academic staff at Mississippi State in January 2002 after working as an adult literacy instructor at Southeastern Technical College in Georgia.

Upon obtaining her bachelor's degree in English in 1997 from Stetson University, Moore was a teaching assistant at Mississippi College during the 1997-98 and 1998-99 academic years. While at the Clinton-based school, she pursued graduate work on her master's degree in English. During the latter portion of her stay in the Jackson area, Moore also served on the women's softball coaching staff at Belhaven College during the 1998 and 1999 seasons. In addition to her coaching and recruiting duties with the Blazers, she served as the tutor coordinator for Belhaven's athletic department.

Born in Yazoo City, Miss., Moore is married to Staff Sergeant David Moore, who serves as a recruiter for the Army National Guard on the Mississippi State University campus. They are the parents of three sons – Rylan James, 11, Corey Ross, 9, Tanner Ray, 7, and Lillie Brynn, 1.



## SCOTT JOHNSON

**ASSISTANT ATHLETIC TRAINER**

Having joined the Mississippi State in August 2002, Scott Johnson begins his ninth season as the primary athletic trainer for the Bulldogs and has been associated with five NCAA Tournament teams during his Starkville stint.

Charged primarily with the day-to-day medical requirements of the Bulldog basketball team, Johnson also attends to the needs of the golf teams.

With more than a decade's worth of experience in the sports medicine field, Johnson previously served a four-year stint as an assistant athletic trainer at McNeese State University in Lake Charles, La. Working primarily with the men's basketball team, Johnson was affiliated with the Cowboys' back-to-back Southland Conference titles and consecutive postseason tournament appearances, including a first-round NCAA Tournament meeting with MSU in 2002. All total, he has been involved with seven NCAA Tournament basketball teams.

While earning his master's degree in secondary education from the University of Tennessee at Chattanooga, Johnson spent three seasons (1995-98) as a graduate assistant athletic trainer for the Mocs. He also served as the head athletic trainer for the men's basketball team that advanced to the NCAA Sweet 16.

A native of Jacksonville, Fla., Johnson earned his bachelor's degree in athletic training in 1995 from West Alabama. While at West Alabama, Johnson served as the head student athletic trainer for the Tigers' baseball and men's basketball teams.

A certified athletic trainer and a member of the National Athletic Trainers' Association, Johnson, 39, is married to the former Rindy Zeringue, who was an All-Southland Conference high jumper at McNeese State.



## RICHARD AKINS

**ASSISTANT STRENGTH COACH**

In his second tour of duty at his alma mater after previously serving a 21-year stint at Mississippi State, Richard Akins owns the task of preparing the Bulldog basketball team for the day-to-day rigors of the Southeastern Conference hardwood wars.

Akins, who also coordinates the strength and conditioning program of the Lady Bulldog basketball team, returned to MSU in a part-time capacity in 2005 after serving the prior two years as strength

coach and assistant football coach at Heritage Academy in Columbus, Miss. In his first year at Heritage as coach of the squad's defensive linemen, Akins helped lead the 2003 Patriots to runner-up honors in the Academy AA state championship game.

During his previous association with MSU's strength and conditioning program, Akins accompanied the Bulldog basketball team to the 1996 NCAA Final Four and the NCAA Sweet Sixteen in 1995.

A native of Ethel, Miss., Akins first came to Mississippi State in 1975 following a two-year football career at Holmes Junior College. Upon completion of his undergraduate work at MSU in 1977, Akins entered the coaching profession at Grenada (Miss.) Junior High School. In 1979, he accepted a position on the football staff at Horn Lake (Miss.) High School. Four years later, Akins returned to his alma mater to begin a six-year stint as the supervisor of MSU's McArthur Hall athletic dormitory, where he was responsible for the daily management of the school's athletic student housing.

Having also earned his master's degree in physical education as well as completing a specialist's degree in administration at MSU, Akins, 55, is married to the former Cindy Strider of Grenada, Miss. They are the parents of one son, Ronnie, and one daughter, Beth.





# MSU SUPPORT STAFF




Dr. Glenn Ellis  
*Sports Psychologist*



Dr. Scott Jones  
*Team Physician*



Dr. Rusty Linton  
*Team Physician*



Dr. Mark Mabry  
*Team Physician*



Drew Bernd  
*Graduate Manager*




David Glass  
*Manager*



Bryce Gomes  
*Manager*



Jonathon Peak  
*Manager*



Ben Hurt  
*Manager*



Peyton Fandel  
*Student Trainer*



Suzanne Cook  
*Admin. Secretary*



### 2010-11 STUDENT MANAGERS

(L-R) Bryce Gomes, Ben Hurt, Drew Bernd, David Glass, Jonathon "J.P." Peak



### 2010-11 SCORER'S TABLE

Front Row: (L-R) E.C. O'Neal, Chris Chance, Scott Walters  
Back Row: (L-R) Mac Smithand Tim Taggart





MISSISSIPPI STATE PRESIDENT  
DR. MARK E. KEENUM

MSU DIRECTOR OF ATHLETICS  
SCOTT STRICKLIN

MISSISSIPPI STATE, 1984

MISSISSIPPI STATE, 1992



**D**r. Mark E. Keenum became Mississippi State's 19th president Jan. 5, 2009, following a distinguished public service career.

After completing his bachelor's and master's degrees in agricultural economics at Mississippi State, Dr. Keenum joined the university faculty in 1984 as a marketing specialist with the Mississippi Cooperative Extension Service.

Two years later, he accepted a position as a research associate with the Mississippi Agricultural and Forestry

Experiment Station at MSU.

He continued his education at the university, in 1988 receiving a doctorate in agricultural economics, and he joined the faculty of that department as an assistant professor/economist. During his professional tenure at Mississippi State, his primary research and extension work focused on the marketing and economics of aquaculture, specialty crops and forestry. He continued his faculty ties at the university 1997-2006 as an adjunct professor, teaching an annual course on agricultural legislative policy.

Prior to being named president of Mississippi State in November 2008, Dr. Keenum served as Under Secretary of the U.S. Department of Agriculture for two years, where he provided leadership and oversight for the Farm Service Agency, the Risk Management Agency and the Foreign Agricultural Service. The mission area, comprised of the three agencies, had a total operating budget of \$1.7 billion and approximately \$40 billion in program authority. The three agencies employed more than 16,500 people at more than 2,300 offices nationwide and 98 locations around the globe.

In 1989, Dr. Keenum joined the Washington, D.C., staff of U.S. Senator Thad Cochran as Legislative Assistant for Agriculture and Natural Resources. As Sen. Cochran's adviser on agricultural affairs, he worked on numerous issues important to U.S. agriculture, including the 1990, 1996, and 2002 Farm Bills. From 1996-2006, he served as Chief of Staff for Sen. Cochran. In this role, Dr. Keenum was the chief adviser to the senator on political, legislative and appropriations issues.

He also was responsible for managing all administrative and legislative functions of Sen. Cochran's Washington, D.C., office and three Mississippi offices, including direct oversight of the U.S. Senate Committee on Agriculture, Nutrition, and Forestry and the U.S. Senate Committee on Appropriations.

Dr. Keenum and his wife Rhonda have four children.



**A** lifelong dream was fulfilled on May 7, 2010, when Scott Stricklin was introduced as Mississippi State's director of athletics, the 16th in school history.

As Stricklin begins to enthusiastically tackle his new job of leading the MSU athletic department, he certainly isn't a stranger to the Bulldog family.

A 1992 graduate of Mississippi State, the Jackson, Miss., native's resume is highlighted by 22 years of experience on the collegiate level in various capacities at five different universities.

The last two years, he's faithfully served as Senior Associate Athletics Director for External Affairs at his alma mater, overseeing fundraising, football and men's basketball scheduling, managing MSU's all-sport agreement with Adidas, facility planning, and serving as the administrative sport liaison for men's basketball and softball.

It was those types of day-to-day tasks that prepared the personable Stricklin to oversee the Mississippi State athletic department.

Yet it's a journey that started during his formidable days as a dedicated and tireless worker in the media relations department that's led to his highly-respected career coming full circle.

Prior to graduating, Stricklin's stint in the MSU media relations office included three seasons (1990-92) as the media contact for the nationally-renown baseball program. Upon graduation, he was named assistant media relations director at his alma mater.

He continued his climb up the ladder of success as associate media relations director at Auburn, where from 1993-98 he served as the primary baseball contact and the secondary football contact. He also spent the 1993-94 season handling the publicity for the Tigers' nationally-ranked women's basketball team.

In 1998, Stricklin left Auburn to become Assistant Athletics Director at Tulane, where he served as the primary media contact for the Green Wave's 1998 12-0 football team.

Next came a four-year run in the Big 12 Conference at Baylor (1999-2003) as Assistant AD for Communications and Marketing.

In 2003, Stricklin returned to the SEC at Kentucky and spent five seasons as the Associate AD for Media Relations, where he oversaw the day-to-day publicity of the tradition-rich Wildcat basketball program. It was his last stop before returning to MSU in the spring of 2008.

Stricklin, 40, is married to the former Anne Howell, the youngest daughter of Basketball Hall of Fame member Bailey Howell. The couple has two daughters, Abby and Sophie.





# MSU ADMINISTRATION/HEAD COACHES



**RAY BERRYHILL**  
Asst. Athletic Director  
Academic Advising



**BRACKY BRETT**  
Asst. Athletic Director  
NCAA/SEC Compliance



**JOHN R. CADE**  
Asst. Athletic Director  
Media/Public Relations



**ANN CARR**  
Sr. Assoc. Athletic Director  
Sr. Women's Administrator



**BART GREGORY**  
Assoc. Athletic Director  
Bulldog Club



**STRATON KARATASSOS**  
Assoc. Athletic Director  
Athletic Development



**JOHN KING**  
Asst. Athletic Director  
Tickets



**DUNCAN MCKENZIE**  
Sr. Assoc. Athletic Director  
Internal Operations



**MIKE NEMETH**  
Sr. Assoc. Athletic Director  
Media/Public Relations



**MICHELLE MCBRIDE**  
Assoc. Athletic Director  
Major Gifts



**MIKE RICHEY**  
Assoc. Athletic Director  
Fund Raising



**BOBBY TOMLINSON**  
Assoc. Athletic Director  
Event Management/Facilities



**DR. STEVEN C. TURNER**  
Faculty Athletics  
Representative




## HEAD COACHES



**JOHN COHEN**  
Baseball



**SHARON FANNING**  
Women's Basketball



**DARYL GREENAN**  
Women's Tennis



**JENNY HAZELWOOD**  
Volleyball



**CLAY HOMAN**  
Men's Golf



**NEIL MACDONALD**  
Soccer



**JAY MILLER**  
Softball



**DAN MULLEN**  
Football



**PER NILSSON**  
Men's Tennis



**GINGER BROWN**  
Women's Golf



**STEVE DUDLEY**  
Track & Field



**RICK STANSBURY**  
Men's Basketball





# 2010-11 OPPONENTS





# 2010-11 OPPONENTS

## TENNESSEE STATE

Friday, Nov. 12, 7 p.m.  
Humphrey Coliseum  
Starkville, MS



### General Information

**Location:** Nashville, TN  
**Enrollment:** 8,824  
**Nickname:** Tigers  
**Colors:** Royal Blue & White  
**Arena:** Gentry Center (10,500)  
**Conference:** Ohio Valley

### Basketball Information

**Head Coach:** John Cooper  
**School Record:** 9-23  
**Career Record:** 9-23  
**2009-10 Record:** 9-23  
**Conference Record/Finish:** 6-12/8th  
**Letterman Returning/Lost:** 4/4  
**Starters Returning/Lost:** 3/3  
**Series Record:** First Meeting

### Sports Information

**MBB Contact:** Zena Lewis  
**Office Phone:** 615.963.5922  
**Email:** zlewis@tnstate.edu  
**Website:** tsutigers.com



John Cooper



Robert Covington

## APPALACHIAN STATE

Friday, Nov. 19, 7 p.m.  
Humphrey Coliseum  
Starkville, MS



### General Information

**Location:** Boone, N.C.  
**Enrollment:** 16,600  
**Nickname:** Mountaineers  
**Colors:** Black & Gold  
**Arena:** Holmes Center (8,325)  
**Conference:** Southern

### Basketball Information

**Head Coach:** Jason Capel  
**School Record:** First Year  
**Career Record:** First Year  
**2009-10 Record:** 24-13  
**Conference Record/Finish:** 13-5/1st North  
**Letterman Returning/Lost:** 12/5  
**Starters Returning/Lost:** 3/2  
**Series Record:** First Meeting

### Sports Information

**MBB Contact:** Charles Cochrum  
**Office Phone:** 828.262.7602  
**Email:** cochrumca@appstate.edu  
**Website:** www.GoASU.com



Jason Capel



Donald Sims

## DETROIT

Monday, Nov. 22, 7 p.m.  
Humphrey Coliseum  
Starkville, MS



### General Information

**Location:** Detroit, MI  
**Enrollment:** 5,700  
**Nickname:** Titans  
**Colors:** Red, White & Blue  
**Arena:** Calihan Hall (8,295)  
**Conference:** Horizon League

### Basketball Information


**Head Coach:** Ray McCallum  
**School Record:** 27-37 (3rd year)  
**Career Record:** 197-186 (14th year)  
**2009-10 Record:** 20-14  
**Conference Record/Finish:** 9-9/7th  
**Letterman Returning/Lost:** 4/8  
**Starters Returning/Lost:** 2/3  
**Series Record:** Detroit leads, 1-0

### Sports Information

**MBB Contact:** Mitch Wigness  
**Office Phone:** 313.993.1745  
**Email:** mitch.wigness@udmercy.edu  
**Website:** www.DetroitTitans.com



Ray McCallum



Eli Holman

## TROY

Friday, Nov. 26, 6 p.m.  
Humphrey Coliseum  
Starkville, MS



### General Information

**Location:** Troy, AL  
**Enrollment:** 30,564  
**Nickname:** Trojans  
**Colors:** Cardinal, Silver & Black  
**Arena:** Sartain Hall (4,000)  
**Conference:** Sun Belt

### Basketball Information

**Head Coach:** Don Maestri  
**School Record:** 477-336 (29th season)  
**Career Record:** 477-336 (29th season)  
**2009-10 Record:** 20-13  
**Conference Record/Finish:** 12-4/1st  
**Letterman Returning/Lost:** 6/7  
**Starters Returning/Lost:** 0/5  
**Series Record:** MSU leads, 7-0

### Sports Information

**MBB Contact:** Taylor Bryant  
**Office Phone:** 334.670.5655  
**Email:** bryant@troy.edu  
**Website:** www.TroyTrojans.com



Don Maestri



Vernon Taylor



# 2010-11 OPPONENTS

## FLORIDA ATLANTIC

Tuesday, Nov. 30, 7 p.m.  
Humphrey Coliseum  
Starkville, MS

### General Information

**Location:** Boca Raton, FL  
**Enrollment:** 26,000  
**Nickname:** Owls  
**Colors:** Blue & Red  
**Arena:** FAU Arena (5,000)  
**Conference:** Sun Belt

### Basketball Information

**Head Coach:** Mike Jarvis  
**School Record:** 20-42 (3rd season)  
**Career Record:** 383-244 (22nd season)  
**2009-10 Record:** 14-16  
**Conference Record/Finish:** 10-8/4th East  
**Letterman Returning/Lost:** 10/1  
**Starters Returning/Lost:** 4/1  
**Series Record:** First Meeting

### Sports Information

**MBB Contact:** Justin Johnson  
**Office Phone:** 561.302.0461  
**Email:** jjohn218@fau.edu  
**Website:** www.FAUSPORTS.com



Mike Jarvis



Brett Royster



## EAST TENNESSEE STATE

Saturday, Dec. 11, 7 p.m.  
Humphrey Coliseum  
Starkville, MS

### General Information

**Location:** Johnson City, TN  
**Enrollment:** 14,500  
**Nickname:** Buccaneers  
**Colors:** Navy Blue & Old Gold  
**Arena:** Memorial Center (6,500)  
**Conference:** Atlantic Sun

### Basketball Information

**Head Coach:** Murry Bartow  
**School Record:** 138-87 (8th season)  
**Career Record:** 241-170 (14th year)  
**2009-10 Record:** 20-15  
**Conference Record/Finish:** 13-7/5th  
**Letterman Returning/Lost:** 7/1  
**Starters Returning/Lost:** 4/1  
**Series Record:** Tied, 1-1

### Sports Information

**MBB Contact:** Michael White  
**Office Phone:** 423.439.4220  
**Email:** whitem@etsu.edu  
**Website:** www.ETSUBucs.com



Murry Bartow



Tommy Hubbard



## NORTH CAROLINA A&T

Sunday, Dec. 12, 1 p.m.  
Humphrey Coliseum  
Starkville, MS

### General Information

**Location:** Greensboro, NC  
**Enrollment:** 10,660  
**Nickname:** Aggies  
**Colors:** Blue & Gold  
**Arena:** Corbett Sports Center (5,700)  
**Conference:** MEAC

### Basketball Information

**Head Coach:** Jerry Eaves  
**School Record:** 72-143 (8th season)  
**Career Record:** 72-143 (8th season)  
**2009-10 Record:** 11-22  
**Conference Record/Finish:** 6-10/T8  
**Letterman Returning/Lost:** 5/6  
**Starters Returning/Lost:** 2/3  
**Series Record:** First Meeting

### Sports Information

**MBB Contact:** Brian Holloway  
**Office Phone:** 336.334.7141  
**Email:** bmhollow@ncat.edu  
**Website:** ncataggies.com



Jerry Eaves



Thomas Coleman



## NICHOLLS

Monday, Dec. 13, 7 p.m.  
Humphrey Coliseum  
Starkville, MS

### General Information

**Location:** Thibodaux, LA  
**Enrollment:** 7,181  
**Nickname:** Colonels  
**Colors:** Red & Grey  
**Arena:** Stopher Gym (3,800)  
**Conference:** Southland Conference

### Basketball Information

**Head Coach:** J.P. Piper  
**School Record:** 64-109 (7th season)  
**Career Record:** 64-109 (7th season)  
**2009-10 Record:** 11-19  
**Conference Record/Finish:** 7-9/8th  
**Letterman Returning/Lost:** 9/6  
**Starters Returning/Lost:** 3/2  
**Series Record:** MSU leads, 5-0

### Sports Information

**MBB Contact:** Charlie Gillingham  
**Office Phone:** 985.448.4282  
**Email:** Charlie.Gillingham@nicholls.edu  
**Website:** www.geauxcolonels.com



J.P. Piper



Anatoly Bose





# 2010-11 OPPONENTS

## ALABAMA STATE

Tuesday, Dec. 14, 7 p.m., CSS  
Humphrey Coliseum  
Starkville, MS



### General Information

**Location:** Montgomery, AL  
**Enrollment:** 5,627  
**Nickname:** Hornets  
**Colors:** Old Gold & Black  
**Arena:** Dunn-Oliver Acadome (7,400)  
**Conference:** SWAC

### Basketball Information

**Head Coach:** Lewis Jackson  
**School Record:** 80-74 (6th season)  
**Career Record:** 80-74 (6th season)  
**2009-10 Record:** 16-15  
**Conference Record/Finish:** 12-6/3rd  
**Letterman Returning/Lost:** 9/7  
**Starters Returning/Lost:** 2/3  
**Series Record:** MSU leads, 2-0

### Sports Information

**MBB Contact:** Darrell Orand  
**Office Phone:** 334.229.5215  
**Email:** dorand@alasu.edu  
**Website:** www.bamastatesports.com



Lewis Jackson



Tremaine Butler

## VIRGINIA TECH

Saturday, Dec. 18, 7 p.m.  
Atlantis Resort  
Paradise Island, Bahamas



### General Information

**Location:** Blacksburg, VA  
**Enrollment:** 30,000  
**Nickname:** Hokies  
**Colors:** Chicago Maroon & Burnt Orange  
**Arena:** Cassell Coliseum (9,847)  
**Conference:** ACC

### Basketball Information

**Head Coach:** Seth Greenberg  
**School Record:** 132-94 (8th season)  
**Career Record:** 345-264 (21st year)  
**2009-10 Record:** 25-9  
**Conference Record/Finish:** 10-6/3rd  
**Letterman Returning/Lost:** 10/1  
**Starters Returning/Lost:** 5/0  
**Series Record:** Virginia Tech leads, 6-2

### Sports Information

**MBB Contact:** Bill Dyer  
**Office Phone:** 540.231.8852  
**Email:** wdyer@vt.edu  
**Website:** www.hokiesports.com



Seth Greenberg



Malcolm Delaney

## WASHINGTON STATE

Wednesday, Dec. 22, 2 p.m., ESPNU  
Stan Sheriff Center  
Honolulu, HI



### General Information

**Location:** Pullman, WA  
**Enrollment:** 25,135  
**Nickname:** Cougars  
**Colors:** Crimson & Gray  
**Arena:** Friel Court (11,671)  
**Conference:** Pac-10

### Basketball Information

**Head Coach:** Ken Bone  
**School Record:** 16-15 (2nd year)  
**Career Record:** 351-182 (19th year)  
**2009-10 Record:** 16-15  
**Conference Record/Finish:** 8-10/10th  
**Letterman Returning/Lost:** 9/6  
**Starters Returning/Lost:** 5/0  
**Series Record:** Washington State leads, 1-0

### Sports Information

**MBB Contact:** Jessica Schmick  
**Office Phone:** 509.335.0255  
**Email:** jessica\_schmick@wsu.edu  
**Website:** www.wsucougars



Ken Bone



Klay Thompson

## BAYLOR

Thursday, Dec. 23, 3:30/5:30 p.m., ESPNU  
Stan Sheriff Center  
Honolulu, HI



### General Information

**Location:** Waco, TX  
**Enrollment:** 14,614  
**Nickname:** Bears  
**Colors:** Green & Gold  
**Arena:** Ferrell Center  
**Conference:** Big 12

### Basketball Information

**Head Coach:** Scott Drew  
**School Record:** 109-103 (8th season)  
**Career Record:** 129-114 (9th season)  
**2009-10 Record:** 28-8  
**Conference Record/Finish:** 11-5/T2nd  
**Letterman Returning/Lost:** 8/4  
**Starters Returning/Lost:** 2/3  
**Series Record:** MSU leads, 5-0

### Sports Information

**MBB Contact:** Chris Yandle  
**Office Phone:** 254.710.3638  
**Email:** christopher\_yandle@baylor.edu  
**Website:** BaylorBears.com



Scott Drew



LaceDarius Dunn



# 2010-11 OPPONENTS

## SAN DIEGO

Thursday, Dec. 23, 3:30/5:30 p.m., ESPNU  
Stan Sheriff Center  
Honolulu, HI



### General Information

**Location:** San Diego, CA  
**Enrollment:** 7,800  
**Nickname:** Toreros  
**Colors:** Torero Blue, Navy & White  
**Arena:** Jenny Craig Pavilion (5,100)  
**Conference:** West Coast

### Basketball Information

**Head Coach:** Bill Grier  
**School Record:** 49-51 (4th season)  
**Career Record:** 49-51 (4th season)  
**2009-10 Record:** 11-21  
**Conference Record/Finish:** 3-11/6th  
**Letterman Returning/Lost:** 5/6  
**Starters Returning/Lost:** 1-4  
**Series Record:** Tied, 1-1

### Sports Information

**MBB Contact:** Ted Gosen  
**Office Phone:** 619.260.4745  
**Email:** tgosen@sandiego.edu  
**Website:** www.usdtoreros.com



Bill Grier



Matt Dorr

## ST. MARY'S

Wednesday, Dec. 29, 10 p.m., ESPNU  
Orleans Arena  
Las Vegas, NV



### General Information

**Location:** Moraga, CA  
**Enrollment:** 3,916  
**Nickname:** Gaels  
**Colors:** Navy, Red & Silver  
**Arena:** McKeon Pavilion (3,500)  
**Conference:** West Coast

### Basketball Information

**Head Coach:** Randy Bennett  
**School Record:** 183-103 (10th season)  
**Career Record:** 183-103 (10th season)  
**2009-10 Record:** 28-6  
**Conference Record/Finish:** 11-3/2nd  
**Letterman Returning/Lost:** 9/4  
**Starters Returning/Lost:** 3/2  
**Series Record:** MSU leads, 1-0

### Sports Information

**MBB Contact:** Rich Davi  
**Office Phone:** 925.631.4402  
**Email:** rdavi@stmarys-ca.edu  
**Website:** www.SMCGaels.com



Randy Bennett



Mickey McConnell

## ALABAMA

Jan. 8, 3 p.m., SEC Network, Starkville  
Feb. 2, 7 p.m., SEC Network, Tuscaloosa



### General Information

**Location:** Tuscaloosa, AL  
**Enrollment:** 28,807  
**Nickname:** Crimson Tide  
**Colors:** Crimson & White  
**Arena:** Coleman Coliseum (15,383)  
**Conference:** SEC

### Basketball Information

**Head Coach:** Anthony Grant  
**School Record:** 17-15 (2nd season)  
**Career Record:** 91-40 (5th season)  
**2009-10 Record:** 17-15  
**Conference Record/Finish:** 6-10/4th West  
**Letterman Returning/Lost:** 8/5  
**Starters Returning/Lost:** 4/2  
**Series Record:** Alabama leads, 112-72

### Sports Information

**MBB Contact:** Ty Patton  
**Office Phone:** 205.348.5401  
**Email:** tpatton@ia.ua.edu  
**Website:** www.rolltide.com



Anthony Grant



JaMychal Green

## OLE MISS

Jan. 13, 8 p.m., ESPN/ESPN2, Oxford  
Feb. 19, 12:30 p.m., SEC Network, Starkville



### General Information

**Location:** Oxford, MS  
**Enrollment:** 19,536  
**Nickname:** Rebels  
**Colors:** Cardinal Red & Navy Blue  
**Arena:** Tad Smith Coliseum (9,061)  
**Conference:** SEC

### Basketball Information


**Head Coach:** Andy Kennedy  
**School Record:** 85-50 (5th season)  
**Career Record:** 106-63 (6th season)  
**2009-10 Record:** 24-11  
**Conference Record/Finish:** 9-7/T1st West  
**Letterman Returning/Lost:** 6/6  
**Starters Returning/Lost:** 1/4  
**Series Record:** MSU leads, 136-105

### Sports Information

**MBB Contact:** Joey Jones  
**Office Phone:** 662.915.7526  
**Email:** joeyj@olemiss.edu  
**Website:** www.olemisssports.com



Andy Kennedy



Chris Warren



# 2010-11 OPPONENTS

## AUBURN

Jan. 16, 1 p.m., FSN, Starkville  
Feb. 12, 6 p.m., FSN, Auburn

### General Information

**Location:** Auburn, AL  
**Enrollment:** 24,602  
**Nickname:** Tigers  
**Colors:** Burnt Orange & Navy Blue  
**Arena:** Auburn Arena (9,121)  
**Conference:** SEC

### Basketball Information

**Head Coach:** Tony Barbee  
**School Record:** First Season  
**Career Record:** 82-52 (5th season)  
**2009-10 Record:** 15-17  
**Conference Record/Finish:** 6-10/T4th West  
**Letterman Returning/Lost:** 7/4  
**Starters Returning/Lost:** 1/4  
**Series Record:** Auburn leads, 70-63

### Sports Information

**MBB Contact:** Chuck Gallina  
**Office Phone:** 334.844.9800  
**Email:** chuckg@auburn.edu  
**Website:** www.auburntigers.com



Tony Barbee



Frankie Sullivan

## GEORGIA

Jan. 22, 3 p.m., SEC Network, Athens

### General Information

**Location:** Athens, GA  
**Enrollment:** 34,180  
**Nickname:** Bulldogs  
**Colors:** Red & Black  
**Arena:** Stegeman Coliseum (10,523)  
**Conference:** SEC

### Basketball Information

**Head Coach:** Mark Fox  
**School Record:** 14-17 (2nd season)  
**Career Record:** 137-60 (6th year)  
**2009-10 Record:** 14-17  
**Conference Record/Finish:** 5-11/6th East  
**Letterman Returning/Lost:** 7/6  
**Starters Returning/Lost:** 4/1  
**Series Record:** MSU leads, 52-49

### Sports Information

**MBB Contact:** Tim Hix  
**Office Phone:** 706.542.1621  
**Email:** thix@sports.uga.edu  
**Website:** www.georgiadogs.com



Mark Fox



Trey Thompkins

## VANDERBILT

Jan. 27, 6 p.m., ESPN/ESPN2 Starkville

### General Information

**Location:** Nashville, TN  
**Enrollment:** 6,738  
**Nickname:** Commodores  
**Colors:** Black & Gold  
**Arena:** Memorial Gymnasium (14,316)  
**Conference:** SEC

### Basketball Information

**Head Coach:** Kevin Stallings  
**School Record:** 213-137 (12th season)  
**Career Record:** 336-200 (18th year)  
**2009-10 Record:** 24-9  
**Conference Record/Finish:** 12-4/2nd East  
**Letterman Returning/Lost:** 12/2  
**Starters Returning/Lost:** 3/2  
**Series Record:** Vanderbilt leads, 72-44

### Sports Information

**MBB Contact:** Andy Boggs  
**Office Phone:** 615.322.4121  
**Email:** Andy.Boggs@Vanderbilt.edu  
**Website:** www.VUCommodores.com



Kevin Stallings



Jeffery Taylor

## FLORIDA

Jan. 29, Noon, CBS, Starkville

### General Information

**Location:** Gainesville, FL  
**Enrollment:** 52,112  
**Nickname:** Gators  
**Colors:** Orange & Blue  
**Arena:** O'Connell Center (12,000)  
**Conference:** SEC

### Basketball Information


**Head Coach:** Billy Donovan  
**School Record:** 331-139 (15th season)  
**Career Record:** 336-159 (16th season)  
**2009-10 Record:** 21-13  
**Conference Record/Finish:** 9-7/4th East  
**Letterman Returning/Lost:** 8/5  
**Starters Returning/Lost:** 5/0  
**Series Record:** Florida leads, 57-48

### Sports Information

**MBB Contact:** Fred Demarest  
**Office Phone:** 325.375.4693 x6100  
**Email:** FredD@gators.uva.ufl.edu  
**Website:** www.gatorzone.com



Billy Donovan



Chandler Parsons



# 2010-11 OPPONENTS

## LSU

Feb. 5, 3 p.m., SEC Network, Baton Rouge  
Feb. 23, 8 p.m., CSS, Starkville



### General Information

**Location:** Baton Rouge, LA  
**Enrollment:** 29,317  
**Nickname:** Tigers  
**Colors:** Purple & Gold  
**Arena:** Pete Maravich Assembly Center ( )  
**Conference:** SEC

### Basketball Information

**Head Coach:** Trent Johnson  
**School Record:** 48-28 (3rd season)  
**Career Record:** 197-149 (12th season)  
**2009-10 Record:** 11-21  
**Conference Record/Finish:** 2-14/6th West  
**Letterman Returning/Lost:** 7/5  
**Starters Returning/Lost:** 3/2  
**Series Record:** LSU leads, 103-95

### Sports Information

**MBB Contact:** Kent Lowe  
**Office Phone:** 225.578.1864  
**Email:** clowe@lsu.edu  
**Website:** www.lsusports.net



Trent Johnson



Warren Storm

## ARKANAS

Feb. 9, 7 p.m., SEC Network, Starkville  
March 2, 8 p.m., CSS, Fayetteville



### General Information

**Location:** Fayetteville, AR  
**Enrollment:** 19,849  
**Nickname:** Razorbacks  
**Colors:** Cardinal & White  
**Arena:** Bud Walton Arena (19,200)  
**Conference:** SEC

### Basketball Information

**Head Coach:** John Pelphrey  
**School Record:** 51-46 (4th season)  
**Career Record:** 131-113 (9th season)  
**2009-10 Record:** 14-18  
**Conference Record/Finish:** 7-9/3rd West  
**Letterman Returning/Lost:** 8/4  
**Starters Returning/Lost:** 3/2  
**Series Record:** Arkansas leads, 27-22

### Sports Information

**MBB Contact:** Phil Pierce  
**Office Phone:** 479.575.7430  
**Email:** ppierce@uark.edu  
**Website:** www.ArkansasRazorbacks.com



John Pelphrey



Marshawn Powell

## KENTUCKY

Feb. 15, 6 p.m., ESPN, Lexington



### General Information

**Location:** Lexington, KY  
**Enrollment:** 27,000  
**Nickname:** Wildcats  
**Colors:** Blue & White  
**Arena:** Rupp Arena (23,000)  
**Conference:** SEC

### Basketball Information

**Head Coach:** John Calipari  
**School Record:** 35-3 (2nd season)  
**Career Record:** 480-143 (19th season)  
**2009-10 Record:** 35-3  
**Conference Record/Finish:** 14-2/1st East  
**Letterman Returning/Lost:** 4/9  
**Starters Returning/Lost:** 1/4  
**Series Record:** Kentucky leads, 86-20

### Sports Information

**MBB Contact:** DeWayne Peevey  
**Office Phone:** 859.227.1779  
**Email:** dewayne.peevy@uky.edu  
**Website:** www.UKathletics.com



John Calipari



Darius Miller

## TENNESSEE

Feb. 26, 5 p.m., ESPN, Knoxville



### General Information

**Location:** Knoxville, TN  
**Enrollment:** 27,739  
**Nickname:** Volunteers  
**Colors:** Orange & White  
**Arena:** Thompson-Boling Arena (21,678)  
**Conference:** SEC

### Basketball Information

**Head Coach:** Bruce Pearl  
**School Record:** 126-46 (6th season)  
**Career Record:** 443-130 (19th season)  
**2009-10 Record:** 28-9  
**Conference Record/Finish:** 11-5/3rd East  
**Letterman Returning/Lost:** 9/4  
**Starters Returning/Lost:** 2/3  
**Series Record:** Tennessee leads, 75-39

### Sports Information

**MBB Contact:** Tom Satkowiak  
**Office Phone:** 865.974.7501  
**Email:** tsatkowi@tennessee.edu  
**Website:** www.utsports.com



Bruce Pearl



Scotty Hopson



# 2010-11 OPPONENTS

## SOUTH CAROLINA

March 5, 1 p.m., ESPN or ESPN 2, Starkville



### General Information

**Location:** Columbia, SC  
**Enrollment:** 28,481  
**Nickname:** Gamecocks  
**Colors:** Garnett & Black  
**Arena:** Colonial Life Arena (18,000)  
**Conference:** SEC

### Basketball Information

**Head Coach:** Darrin Horn  
**School Record:** 36-26 (3rd season)  
**Career Record:** 147-74 (8th season)  
**2009-10 Record:** 15-16  
**Conference Record/Finish:** 6-10/5th East  
**Letterman Returning/Lost:** 5/6  
**Starters Returning/Lost:** 3/2  
**Series Record:** MSU leads, 14-8

### Sports Information

**MBB Contact:** Emily Feeney  
**Office Phone:** 803.727.3284  
**Email:** efeeney@mailbox.sc.edu  
**Website:** www.GamecocksOnline.com



Darrin Horn



Sam Muldrow

## SOUTHEASTERN CONFERENCE



### General Information

**Location:** Birmingham, AL  
**Commissioner:** Mike Slive  
**Address:** 2201 Richard Arrington Blvd. North  
 Birmingham, AL 35203  
**Phone:** 205-458-3000  
**Fax:** 205-458-3031

### Media Relations

**MBB Contact:** Craig Pinkerton  
**Office Phone:** 925.631.4402  
**Email:** cpinkerton@sec.org  
**Website:** www.secsports.com



Mike Slive



Craig Pinkerton







# SEC SERIES SCORES

## ALABAMA (72-112)

1913:	MSU, 26-21	at Starkville
	MSU, 21-16	at Starkville
1914:	UA, 42-31	at Starkville
	UA, 42-26	at Starkville
1915:	MSU, 35-28	at Starkville
	MSU, 33-21	at Starkville
	UA, 28-25	at Tuscaloosa
	UA, 31-21	at Tuscaloosa
1916:	UA, 26-12	at Tuscaloosa
	UA, 32-22	at Tuscaloosa
	MSU, 28-21	at Starkville
	MSU, 37-23	at Starkville
1920:	MSU, 23-10	at Starkville
1921:	MSU, 25-18	at Starkville
	MSU, 26-15	at Starkville
	MSU, 23-16	at Tuscaloosa
	MSU, 35-13	at Tuscaloosa
1922:	UA, 43-10	at Tuscaloosa
	UA, 30-11	at Tuscaloosa
1923:	MSU, 47-31	at Starkville
1924:	MSU, 29-23	at Tuscaloosa
	UA, 45-28	at Starkville
1925:	UA, 36-28	at Tuscaloosa
	UA, 33-26	at Starkville
1926:	MSU, 34-21	at Starkville
	MSU, 28-27	at Tuscaloosa
1927:	MSU, 40-24	at Starkville
	UA, 22-11	at Tuscaloosa
1928:	UA, 29-28	at Tuscaloosa
	MSU, 26-21	at Starkville
1929:	UA, 30-28	at Tuscaloosa
	MSU, 22-21	at Starkville
1930:	UA, 26-22	at Tuscaloosa
1932:	UA, 26-25	at Starkville
	UA, 30-23	at Tuscaloosa
1933:	UA, 38-36	at Starkville
	UA, 41-16	at Tuscaloosa
	MSU, 30-25	at Atlanta, Ga.*
1934:	UA, 37-24	at Starkville
	UA, 29-28	at Tuscaloosa
	UA, 37-25	at Atlanta, Ga.*
1935:	UA, 30-22	at Tuscaloosa
	MSU, 45-41	at Starkville
1936:	MSU, 33-20	at Starkville
	UA, 54-19	at Tuscaloosa
1937:	UA, 32-20	at Starkville
	UA, 38-25	at Tuscaloosa
1938:	UA, 37-35	at Tuscaloosa
	MSU, 44-37	at Starkville
1939:	UA, 38-26	at Starkville
	UA, 49-36	at Tuscaloosa
1940:	UA, 34-26	at Tuscaloosa
	UA, 34-33	at Starkville
1941:	MSU, 31-30	at Starkville
	UA, 32-28	at Tuscaloosa
1942:	UA, 37-27	at Tuscaloosa
	MSU, 33-32	at Starkville
1943:	MSU, 49-41	at Starkville
	UA, 47-37	at Tuscaloosa
1945:	UA, 55-36	at Tuscaloosa
	UA, 57-38	at Starkville
1946:	UA, 34-29	at Starkville
	UA, 48-40	at Tuscaloosa
1947:	UA, 56-42	at Tuscaloosa
	MSU, 37-34	at Starkville

1948:	MSU, 32-31	at Starkville
	UA, 55-47	at Tuscaloosa
1949:	UA, 50-45	at Tuscaloosa
	UA, 43-31	at Starkville
1950:	MSU, 47-44	at Starkville
	UA, 58-38	at Tuscaloosa
1951:	UA, 75-69	at Tuscaloosa
1952:	UA, 63-61	at Starkville
1953:	UA, 70-58	at Tuscaloosa
1954:	UA, 69-52	at Starkville
1955:	UA, 99-73	at Tuscaloosa
1956:	UA, 87-75	at Starkville
1957:	UA, 83-78	at Tuscaloosa
1958:	MSU, 46-42	at Starkville
1959:	MSU, 81-64	at Tuscaloosa
1960:	MSU, 85-56	at Starkville
1961:	MSU, 80-63	at Tuscaloosa
1962:	MSU, 67-40	at Starkville
1963:	UA, 77-72	ot at Tuscaloosa
1964:	MSU, 69-56	at Starkville
1965:	MSU, 96-68	at Starkville
	UA, 95-83	at Tuscaloosa
1966:	UA, 71-63	at Starkville
	UA, 77-76	at Tuscaloosa
1967:	MSU, 63-59	at Starkville
	UA, 91-74	at Tuscaloosa
1968:	UA, 80-69	at Tuscaloosa
	MSU, 72-69	at Starkville
1969:	MSU, 68-67	ot at Starkville
	MSU, 67-60	at Tuscaloosa
1970:	UA, 95-75	at Tuscaloosa
	MSU, 87-77	at Starkville
1971:	MSU, 71-67	ot at Starkville
	UA, 79-78	3ot at Tuscaloosa
1972:	UA, 77-71	at Tuscaloosa
	MSU, 97-91	ot at Starkville
1973:	UA, 96-86	at Tuscaloosa
	UA, 92-87	at Starkville
1974:	UA, 85-68	at Tuscaloosa
	UA, 76-74	at Starkville
1975:	UA, 86-71	at Starkville
	UA, 83-68	at Tuscaloosa
1976:	UA, 92-81	at Tuscaloosa
	UA, 65-61	at Starkville
1977:	UA, 65-63	at Starkville
	UA, 73-69	at Tuscaloosa
1978:	UA, 76-59	at Tuscaloosa
	MSU, 69-60	at Starkville
1979:	UA, 87-65	at Tuscaloosa
	UA, 68-67	at Starkville
1980:	MSU, 80-66	at Starkville
	UA, 80-68	at Tuscaloosa
	UA, 76-75	at Birmingham*
1981:	UA, 80-69	at Starkville
	UA, 91-79	at Tuscaloosa
1982:	UA, 71-53	at Starkville
	UA, 66-63	at Tuscaloosa
1983:	MSU, 78-69	at Starkville
	UA, 83-58	at Tuscaloosa
	UA, 51-50	at Birmingham*
1984:	UA, 74-57	at Tuscaloosa
	MSU, 74-70	at Starkville
1985:	MSU, 71-67	at Tuscaloosa
	MSU, 48-46	at Starkville
	UA, 42-31	at Birmingham*
1986:	UA, 71-62	ot at Starkville
	UA, 72-54	at Tuscaloosa

UA, 77-65	at Lexington*	
1987:	UA, 64-49	at Tuscaloosa
	UA, 76-55	at Starkville
1988:	MSU, 59-56	at Starkville
	UA, 61-48	at Tuscaloosa
1989:	UA, 97-80	at Tuscaloosa
	MSU, 61-57	ot at Starkville
1990:	UA, 62-57	at Starkville
	MSU, 86-74	at Tuscaloosa
	UA, 59-44	at Orlando*
1991:	MSU, 68-59	at Starkville
	UA, 97-72	at Tuscaloosa
1992:	UA, 78-64	at Starkville
	UA, 79-69	at Tuscaloosa
1993:	MSU, 66-53	at Starkville
	UA, 92-80	at Tuscaloosa
1994:	UA, 70-69	at Tuscaloosa
	UA, 60-49	at Starkville
1995:	UA, 68-64	at Tuscaloosa
	MSU, 71-67	at Starkville
1996:	UA, 56-55	at Starkville
	MSU, 73-65	at Tuscaloosa
1997:	MSU, 64-51	at Starkville
	UA, 78-49	at Tuscaloosa
1998:	MSU, 56-52	at Tuscaloosa
	UA, 85-70	at Starkville
1999:	MSU, 55-50	at Tuscaloosa
	MSU, 79-50	at Starkville
2000:	UA, 77-74	ot at Tuscaloosa
	MSU, 92-70	at Starkville
2001:	UA, 72-59	at Tuscaloosa
	MSU, 84-70	at Starkville
2002:	UA, 85-73	at Tuscaloosa
	MSU, 76-62	at Starkville
	MSU, 61-58	at Atlanta, Ga.*
2003:	UA, 68-62	ot at Tuscaloosa
	MSU, 59-55	at Starkville
2004:	UA, 77-73	at Starkville
	MSU, 82-81	ot at Tuscaloosa
2005:	UA, 98-49	at Tuscaloosa
	UA, 68-63	at Starkville
2006:	UA, 65-59	at Tuscaloosa
	MSU, 71-58	at Starkville
2007:	UA, 80-79	at Tuscaloosa
	MSU, 91-67	at Starkville
2008:	MSU, 66-56	at Tuscaloosa
	MSU, 73-66	at Starkville
	MSU, 69-67	ot at Atlanta, Ga.*
2009:	MSU, 83-74	at Starkville
	UA, 87-85	2ot at Tuscaloosa
2010:	UA, 62-57	at Tuscaloosa
	MSU, 74-66	at Starkville

**At Starkville: MSU leads, 55-34**  
**At Tuscaloosa: UA leads, 72-14**  
**At Neutral Sites: UA leads, 6-3**

## ARKANSAS (22-27)

1952:	MSU, 79-39	at Starkville
1953:	UA, 102-71	at Fayetteville
1965:	UA, 84-69	at Jackson, MS
1966:	UA, 69-61	at Little Rock
1970:	MSU, 76-74	ot at Memphis #
1971:	MSU, 69-67	at Fayetteville
1972:	MSU, 78-75	at Starkville
1975:	UA, 75-72	at Starkville



# SEC SERIES SCORES

1978:	UA, 94-61	at Little Rock
1992:	UA, 99-78	at Fayetteville
	UA, 84-76	at Starkville
1993:	MSU, 80-76	ot at Starkville
	UA, 115-58	at Fayetteville
1994:	MSU, 72-71	at Starkville
	UA, 80-62	at Fayetteville
1995:	UA, 79-74	at Fayetteville
	MSU, 83-62	at Starkville
1996:	UA, 80-68	at Fayetteville
	MSU, 78-63	at Starkville
1997:	UA, 98-64	at Fayetteville
	MSU, 93-77	at Starkville
1998:	UA, 83-70	at Fayetteville
	UA, 76-73	at Starkville
1999:	UA, 61-59	at Starkville
	UA, 82-62	at Fayetteville
	UA, 84-79	ot at Atlanta, Ga.*
2000:	UA, 83-73	at Fayetteville
	UA, 87-81	at Starkville
2001:	MSU, 87-73	at Starkville
	UA, 83-72	at Fayetteville
2002:	UA, 75-64	at Fayetteville
	MSU, 89-83	at Starkville
2003:	MSU, 84-54	at Starkville
	UA, 53-51	at Fayetteville
2004:	MSU, 80-62	at Starkville
	MSU, 77-70	at Fayetteville
2005:	MSU, 80-55	at Starkville
	MSU, 57-55	at Fayetteville
2006:	MSU, 69-67	at Starkville
	UA, 80-70	at Fayetteville
2007:	MSU, 84-60	at Starkville
	UA, 67-58	at Fayetteville
	UA, 81-72	at Atlanta, Ga.*
2008:	UA, 78-58	at Fayetteville
	MSU, 80-74	at Starkville
2009:	MSU, 70-56	at Fayetteville
	MSU, 86-7	at Starkville
2010:	MSU, 82-80	at Starkville
	UA, 67-62	at Fayetteville

# - Liberty Bowl Classic

At Starkville: MSU leads, 17-5  
 At Fayetteville: UA leads, 17-4  
 At Neutral Sites: UA leads, 5-1

## AUBURN (63-70)

1915:	MSU, 44-16	at Starkville
	MSU, 32-11	at Starkville
	AU, 19-18	at Auburn
	AU, 21-17	at Auburn
1927:	MSU, 34-31	at Auburn
	AU, 27-24	at Auburn
1928:	AU, 42-34	at Atlanta, Ga.!
1941:	MSU, 48-44	at Auburn
1942:	AU, 39-29	at Starkville
	MSU, 41-40	at Starkville
1943:	MSU, 41-35	at Starkville
	MSU, 36-26	at Starkville
	MSU, 38-37	at Auburn
	MSU, 44-40	at Auburn
1946:	AU, 55-47	at Auburn
	AU, 37-26	at Auburn
	AU, 40-30	at Starkville
	MSU, 39-31	at Starkville

1947:	MSU, 61-35	at Starkville
1948:	MSU, 49-35	at Auburn
1949:	MSU, 54-53	at Auburn
	MSU, 47-43	at Starkville
1950:	AU, 65-64	at Starkville
	AU, 65-60	at Auburn
1951:	AU, 92-85	at Auburn
1952:	AU, 68-61	at Starkville
1953:	AU, 82-60	at Auburn
1954:	AU, 76-75	at Birmingham
	MSU, 79-74	at Starkville
1955:	AU, 79-58	at Auburn
1956:	AU, 81-68	at Starkville
1957:	AU, 86-66	at Auburn
1958:	MSU, 52-37	at Birmingham #
	MSU, 70-42	at Starkville
1959:	AU, 97-66	at Auburn
1960:	AU, 64-48	at Starkville
1961:	MSU, 56-48	at Auburn
1962:	MSU, 51-48	at Starkville
1963:	MSU, 62-53	at Auburn
1964:	AU, 64-63	ot at Starkville
1965:	AU, 71-70	at Starkville
1966:	MSU, 83-72	at Auburn
1967:	MSU, 59-54	ot at Starkville
	AU, 68-57	at Auburn
1968:	MSU, 66-62	at Auburn
	AU, 74-72	at Starkville
1969:	MSU, 65-59	at Starkville
	AU, 87-68	at Auburn
1970:	AU, 94-66	at Auburn
	AU, 71-69	ot at Starkville
1971:	AU, 73-70	at Starkville
	AU, 92-68	at Auburn
1972:	AU, 85-75	at Auburn
	MSU, 62-60	at Starkville
1973:	AU, 82-77	at Auburn
	MSU, 94-87	at Starkville
1974:	AU, 87-81	at Starkville
	MSU, 67-60	at Auburn
1975:	AU, 98-89	at Auburn
	AU, 78-74	at Starkville
1976:	AU, 75-70	at Auburn
	MSU, 75-74	at Starkville
1977:	MSU, 81-79	at Auburn
	MSU, 89-75	at Starkville
1978:	AU, 85-74	at Auburn
	MSU, 83-82	ot at Starkville
1979:	MSU, 74-72	at Auburn
	MSU, 73-66	at Starkville
1980:	AU, 77-67	at Auburn
	MSU, 76-72	at Starkville
1981:	MSU, 69-61	at Starkville
	AU, 66-55	at Auburn
1982:	AU, 62-49	at Auburn
	MSU, 59-45	at Starkville
	AU, 38-36	ot at Lexington *
1983:	AU, 77-66	at Auburn
	MSU, 69-53	at Starkville
1984:	AU, 73-55	at Starkville
	AU, 68-53	at Auburn
1985:	AU, 62-53	at Auburn
	MSU, 82-65	at Starkville
1986:	AU, 72-56	at Starkville
	AU, 69-64	at Auburn
	MSU, 65-63	at Lexington *
1987:	AU, 66-52	at Starkville

AU, 59-45	at Auburn	
1988:	AU, 65-57	at Auburn
	AU, 77-61	at Starkville
1989:	MSU, 69-56	at Starkville
	AU, 70-68	at Auburn
1990:	AU, 93-71	at Auburn
	AU, 77-74	at Starkville
1991:	MSU, 84-64	at Auburn
	MSU, 94-76	at Starkville
1992:	MSU, 75-72	at Auburn
	MSU, 77-70	at Starkville
1993:	MSU, 77-71	at Starkville
	AU, 83-77	at Auburn
1994:	MSU, 91-86	ot at Auburn
	AU, 76-65	at Starkville
1995:	AU, 70-69	at Starkville
	AU, 76-69	at Auburn
1996:	MSU, 78-75	ot at Auburn
	MSU, 67-51	at Starkville
	MSU, 69-58	at New Orleans*
1997:	AU, 81-68	at Auburn
	AU, 68-64	at Starkville
1998:	AU, 69-66	at Starkville
	AU, 68-66	ot at Auburn
1999:	AU, 64-54	at Auburn
	AU, 76-73	at Starkville
2000:	AU, 51-45	at Starkville
	AU, 73-57	at Auburn
2001:	AU, 60-56	at Auburn
	MSU, 85-7	at Starkville
2002:	MSU, 72-64	at Auburn
	MSU, 89-53	at Starkville
2003:	MSU, 63-46	at Auburn
	MSU, 67-45	at Starkville
2004:	MSU, 73-68	at Auburn
	MSU, 105-91	at Starkville
2005:	MSU, 90-53	at Starkville
	AU, 90-76	at Auburn
2006:	MSU, 71-53	at Starkville
	AU, 75-71	at Auburn
2007:	MSU, 87-76	at Starkville
	MSU, 91-83	at Auburn
2008:	MSU, 83-64	at Auburn
	MSU 89-78	at Starkville
2009:	AU, 91-76	at Auburn
	AU, 76-58	at Starkville
2010:	MSU, 85-75	ot at Starkville
	AU, 89-80	at Auburn

# - Birmingham Classic

At Starkville: MSU leads, 38-25  
 At Auburn: AU leads, 42-22  
 At Neutral Sites: Tied, 3-3

## FLORIDA (48-57)

1936:	MSU, 53-31	at Starkville
	MSU, 36-22	at Starkville
1937:	MSU, 27-25	at Gainesville
	MSU, 33-16	at Gainesville
1941:	UF, 53-30	at Starkville
1942:	UF, 48-47	at Gainesville
	MSU, 48-31	at Gainesville
1943:	MSU, 43-36	at Starkville
	MSU, 33-29	at Starkville
1947:	MSU, 55-24	at Starkville





# SEC SERIES SCORES

1948: UF, 53-47	at Starkville	:	UF, 78-69	at Starkville	:	MSU, 62-57	at Starkville
1949: UF, 40-37	at Starkville	:	1990: MSU, 98-73	at Starkville	:	1972: MSU, 62-58	ot at Starkville
1950: UF, 63-4	at Starkville	:	MSU, 79-54	at Gainesville	:	UG, 87-82	at Athens
1951: UF, 68-64	at Gainesville	:	1991: UF, 85-82	at Gainesville	:	1973: MSU, 90-84	at Athens
1952: MSU, 72-58	at Starkville	:	MSU, 81-67	at Starkville	:	MSU, 72-68	at Starkville
1953: UF, 79-75	at Gainesville	:	1992: UF, 87-66	at Gainesville	:	1974: MSU, 76-56	at Athens
1954: MSU, 70-66	at Starkville	:	1993: MSU, 78-71	at Starkville	:	MSU, 84-69	at Starkville
1955: UF, 77-66	at Gainesville	:	1994: UF, 84-75	at Gainesville	:	1975: UG, 67-65	at Starkville
1956: MSU, 84-74	at Starkville	:	1995: MSU, 70-47	at Starkville	:	MSU, 77-71	at Athens
1957: UF, 89-80	at Gainesville	:	UF, 80-64	at Atlanta, Ga.*	:	1976: UG, 85-73	at Athens
1958: MSU, 90-78	at Starkville	:	1996: MSU, 69-66	at Gainesville	:	MSU, 90-79	at Starkville
1959: MSU, 105-68	at Gainesville	:	1997: UF, 72-69	at Starkville	:	1977: UG, 82-73	at Athens
1960: MSU, 81-75	at Starkville	:	1998: UF, 82-78	ot at Gainesville	:	MSU, 98-69	at Starkville
1961: UF, 59-57	at Gainesville	:	1999: MSU, 66-63	at Starkville	:	1978: MSU, 57-44	at Athens
1962: MSU, 67-45	at Starkville	:	2000: UF, 88-58	at Gainesville	:	MSU, 68-45	at Starkville
1963: UF, 73-52	at Gainesville	:	2001: UF, 81-80	at Starkville	:	1979: UG, 69-67	at Athens
1964: MSU, 68-61	at Starkville	:	2002: UF, 76-48	at Gainesville	:	MSU, 86-62	at Starkville
1965: UF, 74-59	at Starkville	:	MSU, 62-52	at Atlanta, Ga.*	:	UG, 75-72	at Birmingham *
UF, 68-51	at Gainesville	:	2003: UF, 74-66	at Starkville	:	1980: MSU, 88-75	at Starkville
1966: MSU, 76-68	at Starkville	:	2004: MSU, 79-68	at Gainesville	:	MSU, 62-56	at Athens
UF, 78-74	at Gainesville	:	2005: MSU, 71-57	at Starkville	:	1981: UG, 66-64	at Athens
1967: UF, 63-54	at Gainesville	:	UF, 80-64	at Atlanta, Ga.*	:	UG, 68-65	ot at Starkville
UF, 59-54	at Starkville	:	2006: UF, 75-60	at Gainesville	:	1982: UG, 26-20	at Starkville
1968: MSU, 66-65	at Jacksonville	:	2007: UF, 70-67	at Starkville	:	UG, 71-49	at Athens
MSU, 56-55	at Starkville	:	2008: MSU, 68-59	at Florida	:	1983: UG, 75-59	at Athens
MSU, 71-67	at Gainesville	:	2009: MSU, 80-71	at Starkville	:	MSU, 73-64	at Starkville
1969: UF, 70-64	at Gainesville	:	2010: UF, 69-62	at Gainesville	:	1984: UG, 54-52	at Starkville
UF, 96-79	at Starkville	:	MSU, 75-69	at Nashville *	:	UG, 69-45	at Athens
1970: MSU, 79-77	at Starkville	:			:	UG, 52-49	at Nashville *
UF, 87-70	at Gainesville	:	<b># - Gator Bowl Tournament</b>		:	1985: MSU, 65-64	at Starkville
1971: MSU, 72-58	at Gainesville	:	<b>At Starkville: MSU leads, 32-19</b>		:	UG, 79-74	at Athens
MSU, 70-65	at Starkville	:	<b>At Gainesville: UF leads, 36-13</b>		:	1986: UG, 72-55	at Athens
1972: MSU, 69-68	at Starkville	:	<b>At Neutral Sites: MSU leads, 3-2</b>		:	UG, 62-61	at Starkville
UF, 88-80	at Gainesville	:			:	1987: UG, 48-41	at Athens
1973: UF, 66-64	at Gainesville	:	<b>GEORGIA (52-49)</b>		:	MSU, 64-63	at Starkville
MSU, 81-75	at Starkville	:			:	1988: MSU, 80-72	at Starkville
1974: MSU, 91-70	at Starkville	:	1932: UG, 48-26	at Atlanta, Ga.!	:	UG, 49-35	at Athens
UF, 78-75	at Gainesville	:	1946: UG, 45-44	at Louisville, Ky.*	:	UG, 64-43	at Baton Rouge *
1975: UF, 94-82	at Gainesville	:	1949: UG, 70-40	at Athens	:	1989: UG, 79-68	at Starkville
UF, 107-104	2ot at Starkville	:	1950: MSU, 51-40	at Starkville	:	MSU, 86-85	ot at Athens
1976: UF, 90-78	at Gainesville	:	1951: UG, 57-49	at Athens	:	UG, 83-68	at Knoxville *
UF, 78-71	ot at Starkville	:	1952: MSU, 83-55	at Starkville	:	1990: UG, 83-69	at Athens
1977: UF, 97-75	at Gainesville	:	1953: UG, 75-63	at Athens	:	UG, 82-74	at Starkville
UF, 79-72	at Starkville	:	1954: MSU, 75-60	at Starkville	:	1991: UG, 81-73	at Starkville
1978: MSU, 78-74	at Gainesville	:	1955: UG, 90-75	at Athens	:	MSU, 70-64	at Athens
MSU, 70-51	at Starkville	:	1956: MSU, 83-71	at Starkville	:	1992: MSU, 75-66	at Starkville
1979: UF, 77-75	at Gainesville	:	1957: MSU, 86-73	at Athens	:	1993: UG, 86-73	at Athens
MSU, 80-64	at Starkville	:	1958: MSU, 92-77	at Starkville	:	UG, 87-56	at Lexington, Ky.*
1980: MSU, 90-72	at Gainesville	:	1959: MSU, 76-56	at Athens	:	1994: MSU, 67-60	at Starkville
MSU, 90-73	at Starkville	:	1960: UG, 67-62	ot at Starkville	:	1995: MSU, 60-59	at Athens
1981: MSU, 89-68	at Starkville	:	1961: MSU, 99-77	at Athens	:	1996: MSU, 76-73	at Starkville
UF, 81-71	at Gainesville	:	1962: MSU, 83-74	at Starkville	:	MSU, 86-68	at New Orleans *
1982: UF, 70-62	at Gainesville	:	1963: MSU, 86-75	at Athens	:	1997: UG, 56-54	at Athens
MSU, 65-56	at Starkville	:	1964: UG, 73-61	at Starkville	:	1998: MSU, 69-64	at Starkville
1983: MSU, 62-60	at Gainesville	:	1965: MSU, 79-74	at Starkville	:	UG, 79-76	at Atlanta *
MSU, 73-62	at Starkville	:	UG, 82-62	at Athens	:	1999: UG, 63-60	at Athens
1984: UF, 56-55	at Starkville	:	1966: MSU, 58-54	at Starkville	:	2000: MSU, 71-59	at Starkville
UF, 60-59	at Gainesville	:	UG, 83-71	at Athens	:	2001: UG, 94-73	at Athens
1985: UF, 72-57	at Gainesville	:	1967: MSU, 93-71	at Athens	:	2002: UG, 86-68	at Starkville
UF, 69-63	at Starkville	:	MSU, 92-63	at Starkville	:	2003: UG, 67-63	at Athens
1986: UF, 73-64	at Starkville	:	1968: UG, 72-69	at Athens	:	2004: MSU, 71-58	at Starkville
UF, 76-58	at Gainesville	:	UG, 81-77	at Starkville	:	2005: MSU, 76-62	at Athens
1987: UF, 100-56	at Gainesville	:	1969: MSU, 73-71	at Athens	:	MSU, 76-65	at Atlanta *
UF, 84-56	at Starkville	:	UG, 95-80	at Starkville	:	2006: MSU, 83-68	at Starkville
1988: UF, 55-45	at Starkville	:	1970: UG, 79-76	at Starkville	:	2007: UG, 86-73	at Athens
UF, 69-52	at Gainesville	:	MSU, 86-77	at Athens	:	2008: MSU, 60-49	at Starkville
1989: UF, 81-57	at Gainesville	:	1971: MSU, 67-66	ot at Athens, Ga.	:	UG, 64-60	at Atlanta, Ga.*



# SEC SERIES SCORES

2009: MSU, 67-61 at Athens  
 MSU79-60 at Tampa, Fla.\*  
 2010: MSU, 72-69 at Starkville  
**At Starkville: MSU leads, 31-14**  
**At Athens: UG leads, 26-18**  
**At Neutral Sites: UG leads, 9-3**

## KENTUCKY (20-86)

1921: UK, 28-14 at Atlanta +  
 1922: UK, 28-21 at Lexington  
 1924: MSU, 17-16 at Lexington  
 1925: UK, 31-26 at Atlanta !  
 1926: MSU, 31-26 at Atlanta !  
 1929: UK, 25-23 at Jackson, Miss.  
 UK, 32-14 at Starkville  
 1930: UK, 38-17 at Lexington  
 UK, 20-14 at Lexington  
 1933: UK, 46-27 at Atlanta \*  
 1936: UK, 41-39 at Knoxville \*  
 1939: UK, 39-28 at Lexington  
 1940: UK, 45-37 at Lexington  
 1943: UK, 52-43 at Louisville, Ky.\*  
 1950: UK, 87-55 at Owensboro, Ky.  
 UK, 56-46 at Louisville, Ky.\*  
 1951: UK, 80-60 at Starkville  
 UK, 92-70 at Louisville, Ky.\*  
 1952: UK, 110-66 at Lexington  
 1954: UK, 81-49 at Lexington  
 1955: UK, 61-56 at Starkville  
 1956: UK, 86-65 at Lexington  
 1957: MSU, 89-81 at Starkville  
 1958: UK, 72-62 at Lexington  
 1959: MSU, 66-58 at Starkville  
 1960: UK, 90-59 at Lexington  
 1961: UK, 68-62 at Starkville  
 1962: MSU, 49-44 at Lexington  
 1963: MSU, 56-52 at Starkville  
 1964: UK, 65-59 at Lexington  
 1965: UK, 74-56 at Lexington  
 1966: UK, 73-69 at Starkville  
 1967: MSU, 77-72 ot at Lexington  
 UK, 103-74 at Starkville  
 1968: UK, 92-84 at Starkville  
 UK, 107-81 at Lexington  
 1969: UK, 91-72 at Starkville  
 UK, 91-69 at Lexington  
 1970: UK, 111-76 at Lexington  
 UK, 86-57 at Starkville  
 1971: UK, 79-71 at Starkville  
 UK, 102-83 at Lexington  
 1972: UK, 104-76 at Lexington  
 UK, 63-55 at Starkville  
 1973: UK, 90-81 at Starkville  
 UK, 100-87 ot at Lexington  
 1974: UK, 82-70 at Starkville  
 UK, 108-69 at Lexington  
 1975: UK, 112-79 at Lexington  
 UK, 118-80 at Starkville  
 1976: MSU, 77-73 at Starkville  
 UK, 94-93 ot at Lexington  
 1977: UK, 92-85 at Starkville  
 UK, 77-64 at Lexington  
 1978: UK, 75-65 at Starkville  
 UK, 58-56 at Lexington  
 1979: MSU, 63-61 at Starkville

UK, 80-65 at Lexington  
 1980: UK, 89-67 at Starkville  
 UK, 71-65 at Lexington  
 1981: UK, 71-64 at Lexington  
 UK, 78-74 at Starkville  
 1982: MSU, 56-51 at Starkville  
 UK, 71-54 at Lexington  
 1983: UK, 59-53 ot at Starkville  
 UK, 88-67 at Lexington  
 1984: UK, 51-42 at Lexington  
 UK, 77-58 at Starkville  
 1985: UK, 58-57 at Lexington  
 MSU, 82-69 at Starkville  
 1986: UK, 64-52 at Starkville  
 UK, 88-62 at Lexington  
 1987: UK, 57-49 at Starkville  
 UK, 50-36 at Lexington  
 1988: UK, 93-52 at Lexington  
 UK, 83-59 at Starkville  
 1989: UK, 73-61 at Lexington  
 MSU, 68-67 at Starkville  
 1990: UK, 102-97 at Lexington  
 MSU, 87-86 ot at Starkville  
 1991: UK, 89-70 at Lexington  
 MSU, 83-82 at Starkville  
 1992: UK, 89-84 at Starkville  
 1993: UK, 87-63 at Lexington  
 1994: UK, 86-70 at Starkville  
 UK, 95-76 at Memphis \*  
 1995: MSU, 76-71 at Lexington  
 1996: UK, 74-56 at Starkville  
 MSU, 84-73 at New Orleans \*  
 1997: UK, 90-61 at Lexington  
 1998: UK, 77-71 at Starkville  
 1999: UK, 76-49 at Lexington  
 2000: UK, 73-61 at Starkville  
 2001: UK, 76-57 at Lexington  
 2002: MSU, 74-69 ot at Starkville  
 2003: UK, 70-62 at Lexington  
 UK, 64-57 at New Orleans \*  
 2004: UK, 67-66 at Starkville  
 2005: UK, 94-78 at Lexington  
 2006: UK, 81-66 at Starkville  
 2007: UK, 64-60 at Lexington  
 MSU, 84-82 ot at Atlanta \*  
 2008: MSU, 69-64 at Starkville  
 2009: MSU, 66-57 at Lexington  
 2010: UK, 81-75 ot at Starkville  
 UK, 75-74 ot at Nashville \*

**At Starkville: UK leads, 31-12**  
**At Lexington: UK leads, 43-5**  
**At Neutral Sites: UK leads, 12-3**

## LSU (95-103)

1909: LSU, 18-12 at Baton Rouge  
 LSU, 14-10 at Baton Rouge  
 1911: LSU, 33-17 at Starkville  
 LSU, 42-12 at Starkville  
 1912: MSU, 22-16 at Starkville  
 MSU, 21-11 at Starkville  
 1915: LSU, 24-12 at Baton Rouge  
 MSU, 15-14 at Baton Rouge  
 1916: LSU, 31-21 at Starkville  
 MSU, 23-17 at Starkville  
 1917: LSU, 36-28 at Baton Rouge

LSU, 38-17 at Baton Rouge  
 1920: LSU, 27-12 at Baton Rouge  
 1923: MSU, 36-25 at Baton Rouge  
 MSU, 35-20 at Baton Rouge  
 1924: MSU, 34-29 at Starkville  
 MSU, 54-34 at Starkville  
 1925: LSU, 24-17 at Baton Rouge  
 1928: MSU, 46-26 at Starkville  
 MSU, 29-23 at Starkville  
 1929: MSU, 26-16 at Baton Rouge  
 LSU, 39-29 at Baton Rouge  
 1930: LSU, 32-24 at Meridian, Miss.  
 1932: MSU, 29-28 at Baton Rouge  
 LSU, 40-15 at Baton Rouge  
 LSU, 30-26 at Starkville  
 LSU, 33-29 at Starkville  
 1933: LSU, 32-28 at Starkville  
 LSU, 49-26 at Starkville  
 LSU, 45-40 at Baton Rouge  
 LSU, 37-33 at Baton Rouge  
 1934: MSU, 47-46 at Starkville  
 LSU, 48-23 at Starkville  
 LSU, 54-39 at Baton Rouge  
 LSU, 61-30 at Baton Rouge  
 1935: LSU, 67-31 at Baton Rouge  
 LSU, 46-39 at Baton Rouge  
 1936: MSU, 49-38 at Starkville  
 LSU, 32-30 at Starkville  
 LSU, 43-37 at Baton Rouge  
 LSU, 45-40 at Baton Rouge  
 1937: MSU, 53-36 at Starkville  
 LSU, 42-41 at Baton Rouge  
 MSU, 39-38 at Baton Rouge  
 1938: LSU, 38-33 at Baton Rouge  
 LSU, 31-22 at Baton Rouge  
 LSU, 66-44 at Starkville  
 MSU, 63-46 at Starkville  
 1939: LSU, 48-32 at Starkville  
 MSU, 31-29 at Starkville  
 LSU, 47-45 at Baton Rouge  
 LSU, 54-33 at Baton Rouge  
 1940: MSU, 49-37 at Starkville  
 LSU, 55-42 at Baton Rouge  
 1941: MSU, 35-26 at Starkville  
 LSU, 39-37 at Baton Rouge  
 1942: MSU, 43-41 at Starkville  
 LSU, 51-40 at Baton Rouge  
 1943: MSU, 48-40 at Starkville  
 LSU, 61-40 at Baton Rouge  
 1945: MSU, 47-39 at Starkville  
 LSU, 62-27 at Baton Rouge  
 1946: LSU, 54-30 at Starkville  
 LSU, 73-31 at Baton Rouge  
 1947: LSU, 61-57 at Starkville  
 LSU, 64-49 at Baton Rouge  
 1948: MSU, 53-49 at Starkville  
 LSU, 65-40 at Baton Rouge  
 1949: LSU, 64-40 at Baton Rouge  
 MSU, 48-42 at Starkville  
 1950: MSU, 48-41 at Starkville  
 LSU, 68-58 at Baton Rouge  
 1951: MSU, 94-69 at Starkville  
 LSU, 76-61 at Baton Rouge  
 1952: MSU, 59-54 at Starkville  
 LSU, 103-78 at Baton Rouge  
 LSU, 77-44 at Baton Rouge  
 1953: LSU, 75-55 at Starkville





# SEC SERIES SCORES

LSU, 82-47	at Baton Rouge	LSU, 68-62	at Starkville	1917: MSU, 35-20	at Starkville
1954: LSU, 65-54	at Baton Rouge	1987: LSU, 52-50	at Starkville	MSU, 42-24	at Starkville
LSU, 61-57	at Starkville	LSU, 55-46	at Baton Rouge	MSU, 42-25	at Oxford
1955: LSU, 67-63	at Starkville	LSU, 68-54	at Atlanta *	UM, 29-15	at Oxford
MSU, 84-80	at Baton Rouge	1988: MSU, 49-47	at Baton Rouge	1919: MSU, 32-23	at Oxford
1956: MSU, 87-78	at Baton Rouge	MSU, 62-60	at Starkville	MSU, 52-14	at Oxford
LSU, 79-71	at Starkville	1989: MSU, 87-84	at Baton Rouge	1920: UM, 23-10	at Oxford
1957: MSU, 81-72	at Starkville	MSU, 96-79	at Starkville	MSU, 21-15	at Oxford
MSU, 94-76	at Baton Rouge	1990: MSU, 87-80	ot at Starkville	MSU, 49-13	at Starkville
1958: MSU, 71-54	at Baton Rouge	LSU, 86-68	at Baton Rouge	MSU, 30-12	at Starkville
MSU, 95-72	at Starkville	1991: MSU, 82-79	at Baton Rouge	1921: MSU, 33-12	at Starkville
1959: MSU, 78-71	at Starkville	MSU, 76-73	at Starkville	MSU, 34-20	at Starkville
MSU, 75-67	at Baton Rouge	1992: LSU, 83-70	at Starkville	UM, 17-13	at Oxford
1960: MSU, 71-60	at Baton Rouge	LSU, 89-80	at Baton Rouge	UM, 23-13	at Oxford
LSU, 69-64	at Starkville	1993: LSU, 84-76	ot at Starkville	1922: MSU, 30-27	at Oxford
1961: MSU, 77-61	at Starkville	LSU, 92-66	at Baton Rouge	MSU, 27-24	at Oxford
MSU, 56-54	at Baton Rouge	1994: MSU, 66-52	at Baton Rouge	UM, 27-25	at Starkville
1962: MSU, 73-51	at New Orleans #	MSU, 86-66	at Starkville	MSU, 48-17	at Starkville
MSU, 87-66	at Baton Rouge	1995: MSU, 73-60	at Starkville	1923: MSU, 29-14	at Starkville
MSU, 58-48	at Starkville	MSU, 67-61	at Baton Rouge	MSU, 23-18	at Starkville
1963: MSU, 73-66	at Starkville	1996: MSU, 77-64	at Baton Rouge	MSU, 28-26	at Oxford
MSU, 99-64	at Baton Rouge	MSU, 88-77	at Starkville	UM, 30-27	at Oxford
1964: LSU, 87-71	at Baton Rouge	1997: MSU, 69-66	at Starkville	MSU, 33-26	at Atlanta +
LSU, 63-60	at Starkville	MSU, 68-60	at Baton Rouge	1924: UM, 29-27	at Oxford
1965: MSU, 76-74	at Starkville	1998: MSU, 85-48	at Starkville	MSU, 47-42	at Starkville
LSU, 94-75	at Baton Rouge	MSU, 63-62	at Baton Rouge	1925: MSU, 34-30	at Starkville
1966: MSU, 74-71	at Baton Rouge	1999: MSU, 55-53	at Starkville	MSU, 38-28	at Oxford
MSU, 66-61	at Starkville	LSU, 74-63	at Baton Rouge	1926: UM, 33-20	at Oxford
1967: MSU, 98-84	at Starkville	2000: MSU, 68-66	at Starkville	1927: MSU, 36-22	at Starkville
MSU, 66-64	at Baton Rouge	LSU, 71-66	at Baton Rouge	MSU, 30-24	at Starkville
1968: LSU, 111-87	at Baton Rouge	2001: LSU, 82-73	at Starkville	UM, 31-28	at Oxford
LSU, 94-83	at Starkville	MSU, 55-48	at Baton Rouge	UM, 26-19	at Oxford
1969: LSU, 95-71	at Baton Rouge	2002: MSU, 84-61	at Starkville	1928: MSU, 38-30	at Oxford
LSU, 99-89	at Starkville	LSU, 68-65	ot at Baton Rouge	MSU, 29-27	at Oxford
1970: LSU, 109-91	at Baton Rouge	MSU, 57-51	at Atlanta, Ga.*	MSU, 45-34	at Starkville
LSU, 97-87	at Starkville	2003: LSU, 85-72	at Baton Rouge	MSU, 40-36	at Starkville
1971: LSU, 90-71	at Baton Rouge	MSU, 67-64	at Starkville	1929: MSU, 32-30	at Starkville
MSU, 78-70	at Starkville	MSU, 76-61	at New Orleans *	MSU, 28-26	at Starkville
1972: LSU, 62-60	at Baton Rouge	2004: MSU, 64-54	at Baton Rouge	UM, 37-21	at Oxford
MSU, 89-71	at Starkville	MSU, 84-58	at Starkville	UM, 41-27	at Oxford
1973: LSU, 84-78	at Starkville	2005: LSU, 69-62	at Baton Rouge	1930: UM, 30-26	at Greenwood, MS
LSU, 94-82	at Baton Rouge	LSU, 80-72	at Starkville	UM, 23-19	at Greenwood, MS
1974: MSU, 89-75	at Starkville	2006: LSU, 71-57	at Starkville	UM, 38-31	at Oxford
MSU, 87-84	ot at Baton Rouge	LSU, 72-59	at Baton Rouge	MSU, 28-27	at Oxford
1975: MSU, 93-84	at Baton Rouge	2007: MSU, 85-78	at Starkville	1932: UM, 37-19	at Oxford
MSU, 79-71	at Starkville	MSU, 56-50	at Baton Rouge	UM, 31-25	at Oxford
1976: MSU, 90-83	at Starkville	2008: MSU, 61-39	at Baton Rouge	UM, 35-25	at Starkville
LSU, 80-69	at Baton Rouge	MSU 84-75	at Starkville	UM, 38-26	at Starkville
1977: MSU, 80-77	at Starkville	2009: LSU, 81-57	at Baton Rouge	1933: MSU, 40-36	at Starkville
LSU, 71-66	at Baton Rouge	LSU, 97-94	2ot at Starkville	MSU, 32-25	at Starkville
1978: MSU, 84-82	ot at Starkville	MSU, 67-57	at Tampa, Fla.*	UM, 50-49	at Oxford
MSU, 68-67	at Baton Rouge	2010: MSU, 67-51	at Starkville	UM, 41-27	at Oxford
1979: LSU, 52-48	at Starkville	MSU, 60-59	at Baton Rouge	1934: MSU, 41-25	at Starkville
MSU, 65-57	at Baton Rouge			UM, 29-22	at Starkville
1980: LSU, 80-58	at Baton Rouge			MSU, 29-24	at Oxford
LSU, 75-63	at Starkville			UM, 36-35	at Oxford
1981: LSU, 81-69	at Starkville			1935: MSU, 55-37	at Starkville
LSU, 94-89	at Baton Rouge			MSU, 61-31	at Starkville
1982: LSU, 78-56	at Baton Rouge			UM, 35-33	at Oxford
LSU, 57-43	at Starkville			UM, 40-38	at Oxford
1983: MSU, 80-65	at Starkville			1936: UM, 48-42	at Starkville
LSU, 86-73	at Baton Rouge			MSU, 39-38	at Starkville
1984: LSU, 80-64	at Baton Rouge			MSU, 51-43	at Oxford
LSU, 85-70	at Starkville			MSU, 41-32	at Oxford
1985: MSU, 83-69	at Starkville			1937: UM, 40-36	at Starkville
LSU, 80-65	at Baton Rouge			MSU, 43-34	at Starkville
1986: LSU, 90-84	at Baton Rouge			UM, 36-34	at Oxford

# - Sugar Bowl Tournament  
 At Starkville: MSU leads, 57-36  
 At Baton Rouge: LSU leads, 64-34  
 At Neutral Sites: MSU leads, 4-3

## OLE MISS (136-105)

1914: MSU, 68-15	at Starkville
MSU, 84-18	at Starkville
MSU, 12-10	at Oxford
MSU, 20-8	at Oxford
1916: MSU, 28-9	at Oxford
MSU, 33-20	at Oxford



# SEC SERIES SCORES

UM, 50-42	at Oxford	: 1961: MSU, 63-40	at Starkville	: MSU, 72-52	at Starkville
<b>1938:</b> UM, 49-37	at Meridian, MS	: UM, 74-70	at Oxford	: <b>1995:</b> MSU, 94-52	at Starkville
MSU, 58-45	at Jackson, MS	: <b>1962:</b> MSU, 61-57	at Oxford	: MSU, 46-42	at Oxford
MSU, 43-41	at Starkville	: MSU, 63-58	at Starkville	: <b>1996:</b> MSU, 53-47	at Starkville
UM, 45-44	at Starkville	: <b>1963:</b> MSU, 78-64	at Starkville	: UM, 71-64	at Oxford
UM, 70-38	at Oxford	: MSU, 75-72	at Oxford	: <b>1997:</b> MSU, 75-64	at Starkville
UM, 59-45	at Oxford	: <b>1964:</b> UM, 77-75	at Oxford	: UM, 84-61	at Oxford
<b>1939:</b> UM, 40-39	at Meridian, MS	: UM, 78-61	at Starkville	: <b>1998:</b> UM, 81-77	2ot at Oxford
MSU, 37-33	at Jackson, MS	: <b>1965:</b> MSU, 101-72	at Starkville	: UM, 82-78	at Starkville
UM, 44-43	at Oxford	: MSU, 78-77	ot at Oxford	: <b>1999:</b> UM, 81-68	at Oxford
UM, 33-30	at Oxford	: <b>1966:</b> MSU, 90-74	at Oxford	: MSU, 72-69	at Starkville
MSU, 39-36	at Starkville	: MSU, 96-76	at Starkville	: <b>2000:</b> MSU, 61-59	at Oxford
MSU, 51-27	at Starkville	: <b>1967:</b> UM, 71-70	at Starkville	: MSU, 80-67	at Starkville
<b>1940:</b> MSU, 50-46	at Vicksburg, MS	: UM, 58-57	at Oxford	: <b>2001:</b> MSU, 79-69	at Starkville
MSU, 47-35	at Starkville	: <b>1968:</b> UM, 63-53	at Oxford	: UM, 51-48	at Oxford
UM, 64-51	at Oxford	: MSU, 88-79	at Starkville	: <b>2002:</b> UM, 66-59	at Oxford
<b>1941:</b> UM, 35-30	at Oxford	: <b>1969:</b> UM, 67-60	at Oxford	: MSU, 61-59	at Starkville
MSU, 30-23	at Starkville	: MSU, 64-60	at Starkville	: <b>2003:</b> MSU, 58-57	at Oxford
UM, 41-40	at Oxford	: <b>1970:</b> UM, 58-57	at Starkville	: MSU, 68-64	ot at Starkville
MSU, 33-20	at Starkville	: UM, 57-55	at Oxford	: MSU, 73-64	at New Orleans *
<b>1942:</b> UM, 33-31	at Starkville	: <b>1971:</b> UM, 83-74	at Oxford	: <b>2004:</b> MSU, 61-54	at Oxford
MSU, 52-37	at Oxford	: MSU, 75-67	at Starkville	: MSU, 80-56	at Starkville
MSU, 37-30	at Starkville	: <b>1972:</b> UM, 68-66	at Starkville	: <b>2005:</b> MSU, 87-76	at Oxford
MSU, 42-34	at Oxford	: UM, 65-64	at Oxford	: MSU, 71-68	at Starkville
<b>1943:</b> UM, 52-51	at Oxford	: <b>1973:</b> UM, 74-61	at Starkville	: <b>2006:</b> UM, 75-65	at Oxford
MSU, 54-43	at Oxford	: UM, 83-64	at Oxford	: MSU, 84-55	at Starkville
MSU, 51-39	at Starkville	: <b>1974:</b> UM, 72-67	at Oxford	: <b>2007:</b> MSU, 77-67	at Starkville
MSU, 46-45	at Starkville	: MSU, 75-69	ot at Starkville	: UM, 85-73	at Oxford
<b>1945:</b> MSU, 44-37	at Starkville	: <b>1975:</b> MSU, 100-80	at Starkville	: <b>2008:</b> MSU, 88-68	at Starkville
UM, 61-24	at Starkville	: MSU, 84-78	at Oxford	: UM, 74-63	at Oxford
UM, 41-36	at Oxford	: <b>1976:</b> MSU, 65-54	at Starkville	: <b>2009:</b> UM, 67-63	at Starkville
UM, 45-32	at Oxford	: MSU, 76-66	at Oxford	: MSU, 82-80	at Oxford
<b>1946:</b> UM, 58-44	at Oxford	: <b>1977:</b> MSU, 85-49	at Starkville	: <b>2010:</b> MSU, 80-75	at Oxford
UM, 45-40	at Oxford	: UM, 82-67	at Oxford	: MSU, 71-63	at Starkville
MSU, 50-43	at Starkville	: <b>1978:</b> MSU, 73-48	at Starkville		
MSU, 54-34	at Starkville	: UM, 61-60	at Oxford		
<b>1947:</b> MSU, 53-31	at Starkville	: <b>1979:</b> MSU, 101-92	2ot at Starkville		
UM, 59-49	at Oxford	: MSU, 68-64	at Oxford		
<b>1948:</b> MSU, 47-43	at Starkville	: <b>1980:</b> UM, 75-64	at Oxford		
MSU, 45-42	at Starkville	: UM, 73-66	at Starkville		
UM, 59-37	at Oxford	: <b>1981:</b> UM, 59-52	ot at Starkville		
UM, 63-46	at Oxford	: UM, 72-61	at Oxford		
<b>1949:</b> UM, 69-61	at Oxford	: <b>1982:</b> UM, 54-30	at Oxford		
UM, 52-51	at Starkville	: UM, 47-33	at Starkville		
<b>1950:</b> MSU, 64-60	at Starkville	: <b>1983:</b> UM, 67-61	at Starkville		
UM, 62-45	at Oxford	: UM, 69-67	ot at Oxford		
<b>1951:</b> MSU, 71-67	at Starkville	: <b>1984:</b> MSU, 64-56	at Oxford		
UM, 95-60	at Oxford	: MSU, 70-51	at Starkville		
<b>1952:</b> UM, 77-62	at Oxford	: <b>1985:</b> MSU, 61-44	at Starkville		
UM, 73-61	at Starkville	: UM, 53-50	at Oxford		
<b>1953:</b> MSU, 73-60	at Starkville	: <b>1986:</b> UM, 57-56	at Oxford		
UM, 62-46	at Oxford	: MSU, 48-43	at Starkville		
<b>1954:</b> UM, 63-53	at Oxford	: <b>1987:</b> MSU, 63-62	at Starkville		
MSU, 65-59	at Starkville	: UM, 79-65	at Oxford		
<b>1955:</b> UM, 66-58	at Starkville	: <b>1988:</b> UM, 61-52	at Oxford		
MSU, 60-56	at Oxford	: MSU, 67-57	at Starkville		
<b>1956:</b> MSU, 100-79	at Oxford	: <b>1989:</b> UM, 75-65	at Oxford		
MSU, 82-74	at Starkville	: MSU, 74-69	at Starkville		
<b>1957:</b> MSU, 82-72	at Starkville	: <b>1990:</b> MSU, 104-102	4ot at Starkville		
MSU, 81-73	at Oxford	: UM, 75-67	at Oxford		
<b>1958:</b> MSU, 66-53	at Starkville #	: <b>1991:</b> MSU, 84-80	ot at Starkville		
UM, 67-62	at Oxford	: MSU, 84-77	at Oxford		
MSU, 91-60	at Starkville	: <b>1992:</b> MSU, 84-72	at Starkville		
<b>1959:</b> MSU, 87-58	at Starkville	: UM, 86-78	at Oxford		
MSU, 23-16	at Oxford	: <b>1993:</b> UM, 69-53	at Oxford		
<b>1960:</b> UM, 67-60	at Oxford	: UM, 56-53	at Starkville		
MSU, 72-54	at Starkville	: <b>1994:</b> MSU, 81-69	at Oxford		

**# - MSU Holiday Tournament**

**At Starkville: MSU leads, 89-24**

**At Oxford: UM leads, 77-42**

**At Neutral Sites: MSU leads, 5-4**

## SOUTH CAROLINA (14-8)

<b>1992:</b> MSU, 60-57	at Columbia
<b>1993:</b> MSU, 83-63	at Starkville
<b>1994:</b> MSU, 73-72	at Columbia
<b>1995:</b> MSU, 71-56	at Starkville
<b>1996:</b> USC, 77-69	at Columbia
<b>1997:</b> USC, 73-65	at Starkville
<b>1998:</b> USC, 76-65	at Columbia
<b>1999:</b> MSU, 66-60	at Starkville
<b>2000:</b> USC, 68-67	at Columbia
<b>2001:</b> MSU, 77-73	at Starkville
: USC, 69-62	at Nashville *
<b>2002:</b> MSU, 64-57	at Columbia
<b>2003:</b> MSU, 64-48	at Starkville
<b>2004:</b> MSU, 79-75	ot at Columbia
<b>2005:</b> MSU, 73-65	at Starkville
<b>2006:</b> USC, 83-61	at Columbia
: USC, 59-44	at Nashville *
<b>2007:</b> USC, 66-63	at Starkville
<b>2008:</b> MSU, 61-56	ot at Columbia
<b>2009:</b> MSU, 75-70	at Starkville
: MSU, 82-68	at Tampa, Fla. *
<b>2010:</b> MSU, 76-63	at Columbia

**At Starkville: MSU leads, 7-2**

**At Columbia: MSU leads, 6-4**

**At Neutral Sites: USC leads, 2-1**





# SEC SERIES SCORES

## TENNESSEE (39-75)

1924: UT, 20-17 at Knoxville  
 MSU, 48-26 at Starkville  
 MSU, 33-18 at Atlanta +  
 1938: MSU, 35-31 at Knoxville  
 MSU, 34-31 at Starkville  
 UT, 41-34 at Baton Rouge \*  
 1939: MSU, 24-23 at Starkville  
 UT, 42-30 at Knoxville  
 1941: UT, 37-28 at Knoxville  
 UT, 35-29 at Louisville, Ky.\*  
 1942: UT, 50-40 at Louisville, Ky.\*  
 1943: UT, 35-33 at Starkville  
 UT, 42-36 at Knoxville  
 1945: UT, 41-26 at Starkville  
 UT, 44-27 at Knoxville  
 1946: UT, 52-27 at Starkville  
 UT, 38-31 at Knoxville  
 1947: UT, 35-34 at Starkville  
 UT, 65-36 at Knoxville  
 1948: UT, 64-57 at Knoxville  
 UT, 47-46 at Starkville  
 UT, 73-52 at Louisville, Ky.\*  
 1949: UT, 63-58 at Knoxville  
 UT, 73-46 at Louisville, Ky.\*  
 1950: MSU, 65-56 at Starkville  
 1951: UT, 76-75 at Starkville  
 1952: UT, 78-69 at Knoxville  
 1953: MSU, 65-63 at Starkville  
 1954: UT, 97-81 at Knoxville  
 1955: UT, 93-67 at Starkville  
 1956: MSU, 75-58 at Knoxville  
 1957: MSU, 97-90 2ot at Starkville  
 1958: UT, 104-83 at Knoxville  
 1959: MSU, 52-45 at Starkville  
 1960: UT, 48-38 at Knoxville  
 1961: MSU, 72-67 at Starkville  
 1962: MSU, 91-67 at Knoxville  
 1963: MSU, 63-59 at Starkville  
 1964: UT, 82-58 at Knoxville  
 1965: UT, 77-57 at Knoxville  
 1966: MSU, 75-74 2ot at Starkville  
 1967: UT, 67-45 at Knoxville  
 UT, 78-76 3ot at Starkville  
 1968: UT, 65-57 at Starkville  
 UT, 63-51 at Knoxville  
 1969: MSU, 58-57 at Starkville  
 UT, 80-50 at Knoxville  
 1970: UT, 58-56 at Knoxville  
 UT, 72-60 at Starkville  
 1971: MSU, 69-67 at Starkville  
 UT, 88-65 at Knoxville  
 1972: UT, 82-49 at Knoxville  
 UT, 71-61 at Starkville  
 1973: UT, 86-67 at Starkville  
 UT, 93-76 at Knoxville  
 1974: UT, 70-61 at Knoxville  
 MSU, 62-58 at Starkville  
 1975: UT, 97-87 at Starkville  
 UT, 109-83 at Knoxville  
 1976: UT, 75-66 at Knoxville  
 UT, 78-76 at Starkville  
 1977: UT, 68-59 at Knoxville  
 UT, 76-68 at Starkville  
 1978: MSU, 70-68 at Knoxville

MSU, 62-60 at Starkville  
 1979: MSU, 72-62 at Knoxville  
 MSU, 90-84 2ot at Starkville  
 1980: UT, 70-61 at Starkville  
 UT, 85-73 at Knoxville  
 1981: UT, 81-57 at Knoxville  
 UT, 73-70 at Starkville  
 1982: UT, 54-44 at Starkville  
 UT, 50-48 at Knoxville  
 1983: MSU, 75-74 ot at Knoxville  
 MSU, 75-66 at Starkville  
 1984: MSU, 63-56 ot at Starkville  
 UT, 45-42 at Knoxville  
 1985: MSU, 82-66 at Starkville  
 UT, 79-64 at Knoxville  
 1986: UT, 69-51 at Knoxville  
 MSU, 57-49 at Starkville  
 1987: UT, 74-61 at Knoxville  
 MSU, 62-60 at Starkville  
 1988: UT, 63-48 at Starkville  
 UT, 64-62 at Knoxville  
 1989: UT, 86-85 at Starkville  
 UT, 81-71 at Knoxville  
 1990: UT, 82-77 at Knoxville  
 UT, 84-83 ot at Starkville  
 1991: MSU, 70-65 at Knoxville  
 MSU, 95-68 at Starkville  
 UT, 87-70 at Nashville \*  
 1992: MSU, 94-76 at Starkville  
 1993: UT, 92-75 at Knoxville  
 1994: MSU, 80-66 at Starkville  
 MSU, 73-69 at Memphis \*  
 1995: MSU, 60-52 at Knoxville  
 1996: MSU, 60-59 at Starkville  
 1997: UT, 54-53 at Knoxville  
 1998: UT, 87-63 at Starkville  
 1999: MSU, 88-82 at Knoxville  
 MSU, 62-56 at Atlanta, Ga.\*  
 2000: UT, 88-81 at Starkville  
 2001: UT, 84-79 at Knoxville  
 2002: MSU, 92-91 ot at Starkville  
 2003: UT, 59-49 at Knoxville  
 2004: MSU, 82-60 at Starkville  
 2005: UT, 64-63 at Knoxville  
 2006: UT, 88-65 at Starkville  
 2007: UT, 92-84 at Knoxville  
 2008: UT, 76-71 at Starkville  
 2009: UT, 81-76 at Knoxville  
 MSU, 64-61 at Tampa, Fla.\*  
 2010: UT, 75-59 at Starkville

**At Starkville: Tied, 26-26**  
**At Knoxville: UT leads, 43-9**  
**At Neutral Sites: UT leads, 6-4**

## VANDERBILT (44-72)

1922: VU, 22-18 at Nashville  
 1923: VU, 34-27 at Starkville  
 1924: VU, 24-23 at Nashville  
 1925: MSU, 29-20 at Starkville  
 1926: MSU, 36-27 at Starkville  
 VU, 21-20 at Nashville  
 1927: VU, 36-34 at Starkville  
 1928: MSU, 44-38 at Nashville  
 1929: MSU, 47-32 at Starkville  
 1933: MSU, 48-36 at Atlanta \*

1939: VU, 73-40 at Knoxville \*  
 1940: VU, 46-36 at Knoxville \*  
 1942: VU, 41-38 at Starkville  
 1943: MSU, 45-40 at Starkville  
 VU, 45-35 at Nashville  
 1947: VU, 64-44 at Nashville  
 1948: MSU, 51-45 at Starkville  
 VU, 51-48 at Nashville  
 1949: VU, 35-29 at Starkville  
 VU, 90-43 at Nashville  
 1950: VU, 62-50 at Starkville  
 VU, 85-50 at Nashville  
 1951: VU, 63-60 at Starkville  
 1952: VU, 86-61 at Nashville  
 1953: MSU, 82-75 at Starkville  
 1954: VU, 79-69 at Nashville  
 1955: VU, 72-52 at Starkville  
 1956: VU, 69-49 at Nashville  
 1957: MSU, 63-62 at Starkville  
 1958: VU, 74-62 at Nashville  
 1959: MSU, 83-65 at Starkville  
 1960: VU, 79-72 at Nashville  
 1961: MSU, 74-65 at Starkville  
 VU, 100-86 at Nashville  
 1963: MSU, 58-55 at Starkville  
 1964: VU, 90-56 at Nashville  
 1965: VU, 94-70 at Starkville  
 1966: MSU, 92-90 at Nashville  
 1967: VU, 79-64 at Nashville  
 MSU, 74-71 at Starkville  
 1968: VU, 90-69 at Starkville  
 VU, 84-73 at Nashville  
 1969: VU, 102-87 at Nashville  
 VU, 120-83 at Starkville  
 1970: VU, 93-79 at Starkville  
 VU, 78-72 at Nashville  
 1971: VU, 86-73 at Nashville  
 MSU, 81-73 at Starkville  
 1972: MSU, 76-69 at Starkville  
 VU, 104-82 at Nashville  
 1973: VU, 75-69 at Nashville  
 VU, 74-70 at Starkville  
 1974: VU, 75-69 at Nashville  
 VU, 60-59 at Starkville  
 1975: VU, 96-85 at Starkville  
 VU, 76-72 at Nashville  
 1976: VU, 71-66 ot at Starkville  
 VU, 76-75 at Nashville  
 1977: MSU, 102-77 at Starkville  
 VU, 68-66 at Nashville  
 1978: MSU, 79-73 at Starkville  
 MSU, 55-48 at Nashville  
 1979: MSU, 74-68 at Starkville  
 VU, 70-68 ot at Nashville  
 1980: MSU, 110-106 ot at Starkville  
 VU, 92-74 at Nashville  
 1981: VU, 79-61 at Nashville  
 MSU, 69-68 at Starkville  
 VU, 71-58 at Birmingham \*  
 1982: VU, 66-53 at Starkville  
 MSU, 33-31 at Nashville  
 1983: MSU, 64-48 at Starkville  
 VU, 63-60 at Nashville  
 MSU, 76-61 at Birmingham \*  
 1984: VU, 67-54 at Nashville  
 VU, 57-54 at Starkville  
 1985: MSU, 71-70 at Nashville



# SEC SERIES SCORES

VU, 81-71	at Starkville
<b>1986:</b> MSU, 64-60	at Starkville
VU, 77-65	at Nashville
MSU, 62-54	at Lexington *
<b>1987:</b> VU, 76-57	at Starkville
VU, 66-58	at Nashville
<b>1988:</b> VU, 82-66	at Nashville
MSU, 73-68	at Starkville
<b>1989:</b> VU, 81-70	at Starkville
VU, 77-58	at Nashville
<b>1990:</b> VU, 81-68	at Nashville
MSU, 83-68	at Starkville
<b>1991:</b> MSU, 85-62	at Starkville
VU, 91-70	at Nashville
<b>1992:</b> MSU, 74-71	at Nashville
VU, 77-55	at Birmingham *
<b>1993:</b> VU, 80-39	at Starkville
<b>1994:</b> VU, 84-67	at Nashville
<b>1995:</b> MSU, 76-48	at Starkville
<b>1996:</b> VU, 69-64	at Nashville
<b>1997:</b> MSU, 60-53	at Starkville
VU, 73-67	ot at Memphis *
<b>1998:</b> VU, 77-73	at Nashville
<b>1999:</b> MSU, 67-62	at Starkville
MSU, 76-58	at Atlanta *
<b>2000:</b> VU, 65-64	at Nashville
VU, 76-53	at Atlanta, Ga.*
<b>2001:</b> MSU, 80-63	at Starkville
<b>2002:</b> MSU, 66-43	at Nashville
<b>2003:</b> MSU, 82-60	at Starkville
<b>2004:</b> MSU, 72-69	at Nashville
VU, 74-70	ot at Atlanta, Ga.*
<b>2005:</b> MSU, 60-54	at Starkville
<b>2006:</b> VU, 80-52	at Nashville
<b>2007:</b> MSU, 83-70	at Starkville
<b>2008:</b> VU, 86-85	ot at Nashville
<b>2009:</b> MSU, 73-66	at Starkville
<b>2010:</b> VU, 75-72	at Nashville
MSU, 62-52	at Nashville *

**At Starkville: MSU leads, 31-21**  
**At Nashville: VU leads, 44-8**  
**At Neutral Sites: VU leads, 7-5**

\* - SEC Tournament  
 +- SIAA Tournament  
 ! - Southern Conference Tournament

<b>MSU vs. Alabama</b> (UA leads, 6-3)		<b>MSU vs. LSU</b> (MSU leads, 3-2)	
<b>1933:</b>	MSU, 30-25 (2nd Round)	<b>1952:</b>	LSU, 77-44 (1st Round)
<b>1934:</b>	UA, 37-25 (2nd Round)	<b>1987:</b>	LSU, 68-54 (1st Round)
<b>1980:</b>	UA, 76-75 (2nd Round)	<b>2002:</b>	MSU, 57-51 (Semis)
<b>1983:</b>	UA, 51-50 (Semis)	<b>2003:</b>	MSU, 76-61 (Semis)
<b>1985:</b>	UA, 42-31 (2nd Round)	<b>2009:</b>	MSU, 67-57 (Semis)
<b>1986:</b>	UA, 77-65 (Semis)	<b>MSU vs. Ole Miss</b> (MSU leads, 1-0)	
<b>1990:</b>	UA, 59-44 (2nd Round)	<b>2003:</b> MSU, 73-64 (2nd Round)	
<b>2002:</b>	MSU, 61-58 (Finals)	<b>MSU vs. South Carolina</b> (USC leads, 2-1)	
<b>2008:</b>	MSU, 69-67 (2nd Round-OT)	<b>2001:</b> USC, 69-62 (1st Round)	
<b>MSU vs. Arkansas</b> (UA leads, 2-0)		<b>2006:</b> USC, 59-44 (1st Round)	
<b>1999:</b>	UA, 84-79 (Semis-OT)	<b>2009:</b> MSU, 82-68 (2nd Round)	
<b>2007:</b>	UA, 81-72 (Semis)	<b>MSU vs. Tennessee</b> (UT leads, 6-3)	
<b>MSU vs. Auburn</b> (MSU leads, 2-1)		<b>1938:</b> UT, 41-34 (1st Round)	
<b>1982:</b>	AU, 38-36 (1st Round-OT)	<b>1941:</b> UT, 35-29 (1st Round)	
<b>1986:</b>	MSU, 65-63 (2nd Round)	<b>1942:</b> UT, 50-40 (2nd Round)	
<b>1996:</b>	MSU, 69-58 (2nd Round)	<b>1948:</b> UT, 73-52 (1st Round)	
<b>MSU vs. Florida</b> (Tied, 2-2)		<b>1949:</b> UT, 73-46 (1st Round)	
<b>1995:</b>	UF, 80-64 (2nd Round)	<b>1991:</b> UT, 87-70 (2nd Round)	
<b>2002:</b>	MSU, 62-52 (2nd Round)	<b>1994:</b> MSU, 73-69 (1st Round)	
<b>2005:</b>	UF, 80-64 (2nd Round)	<b>1999:</b> MSU, 62-56 (2nd Round)	
<b>2010:</b>	MSU, 75-69 (2nd Round)	<b>2009:</b> MSU, 66-61 (Finals)	
<b>MSU vs. Georgia</b> (UG leads, 8-3)		<b>MSU vs. Vanderbilt</b> (VU leads, 7-5)	
<b>1946:</b>	UG, 45-44 (2nd Round)	<b>1933:</b> MSU, 48-36 (Semis)	
<b>1979:</b>	UG, 75-72 (1st Round)	<b>1939:</b> VU, 73-40 (1st Round)	
<b>1984:</b>	UG, 52-49 (1st Round)	<b>1940:</b> VU, 46-36 (1st Round)	
<b>1988:</b>	UG, 64-43 (1st Round)	<b>1981:</b> VU, 71-58 (1st Round)	
<b>1989:</b>	UG, 83-68 (1st Round)	<b>1983:</b> MSU, 76-61 (2nd Round)	
<b>1993:</b>	UG, 87-56 (1st Round)	<b>1986:</b> MSU, 62-54 (1st Round)	
<b>1996:</b>	MSU, 86-68 (Semis)	<b>1992:</b> VU, 77-55 (1st Round)	
<b>1998:</b>	UG, 79-76 (1st Round)	<b>1997:</b> VU, 73-67 (1st Round-OT)	
<b>2005:</b>	MSU, 76-65 (1st Round)	<b>1999:</b> MSU, 76-58 (1st Round)	
<b>2008:</b>	UG, 64-60 (Semis)	<b>2000:</b> VU, 76-53 (1st Round)	
<b>2009:</b>	MSU, 79-60 (1st Round)	<b>2004:</b> VU, 74-70 (2nd Round-OT)	
<b>MSU vs. Kentucky</b> (UK leads, 8-2)		<b>2010:</b> MSU, 63-62 (Semis)	
<b>1933:</b>	UK, 46-27 (Finals)	<b>Note:</b> Mississippi State also owns a	
<b>1936:</b>	UK, 41-39 (2nd Round)	1-3 record against Georgia Tech and	
<b>1943:</b>	UK, 52-43 (Semis)	a 1-0 mark versus Tulane in SEC	
<b>1950:</b>	UK, 56-46 (2nd Round)	Tournament play.	
<b>1951:</b>	UK, 92-70 (1st Round)		
<b>1994:</b>	UK, 95-76 (2nd Round)		
<b>1996:</b>	MSU, 84-73 (Finals)		
<b>2003:</b>	UK, 64-57 (Finals)		
<b>2007:</b>	MSU, 84-82 (2nd Round-OT)		
<b>2010:</b>	UK, 75-75 (Finals-OT)		



# SEC SERIES BREAKDOWN



## ALABAMA

(UA leads, 112-72)

Last MSU win: 74-66 (2009-10)  
 Last UA win: 62-57 (2009-10)  
 Current MSU win streak: 1  
 Biggest MSU win: 79-50 (1998-99)  
 Biggest UA win: 98-49 (2004-05)  
 Most MSU points: 97 (1971-72)  
 Most UA points: 99 (1954-55)

## AT STARKVILLE

(MSU leads, 55-34)

Last MSU win: 74-66 (2009-10)  
 Last UA win: 68-63 (2004-05)  
 Current MSU win streak: 5  
 Biggest MSU win: 79-50 (1998-99)  
 Biggest UA win: 76-55 (1986-87)  
 Most MSU points: 97 (1971-72)  
 Most UA points: 92 (1972-73)

## AT TUSCALOOSA

(UA leads, 72-14)

Last MSU win: 66-56 (2007-08)  
 Last UA win: 62-57 (2009-10)  
 Current UA win streak: 2  
 Biggest MSU win: 35-13 (1920-21)  
 Biggest UA win: 98-49 (2004-05)  
 Most MSU points: 86 (twice)  
 Most UA points: 99 (1954-55)

## AT NEUTRAL SITES

(UA leads, 6-3)

Last MSU win: 69-67 (2007-08)  
 Last UA win: 59-44 (1989-90)  
 Current MSU win streak: 2  
 Biggest MSU win: 30-25 (1932-33)  
 Biggest UA win: 59-44 (1989-90)  
 Most MSU points: 75 (1979-80)  
 Most UA points: 77 (1985-86)

## ARKANSAS

(UA leads, 27-22)

Last MSU win: 82-80 (2009-10)  
 Last UA win: 67-62 (2009-10)  
 Current UA win streak: 1  
 Biggest MSU win: 79-39 (1951-52)  
 Biggest UA win: 115-58 (1992-93)  
 Most MSU points: 93 (1996-97)  
 Most UA points: 115 (1992-93)

## AT STARKVILLE

(MSU leads, 17-5)

Last MSU win: 82-80 (2009-10)  
 Last UA win: 87-81 (1999-00)  
 Current MSU win streak: 10  
 Biggest MSU win: 79-39 (1951-52)  
 Biggest UA win: 84-76 (1991-92)  
 Most MSU points: 93 (1996-97)  
 Most UA points: 87 (1999-00)

## AT FAYETTEVILLE

(UA leads, 17-4)

Last MSU win: 70-56 (2008-09)  
 Last UA win: 67-62 (2009-10)  
 Current UA win streak: 1  
 Biggest MSU win: 70-56 (2008-09)  
 Biggest UA win: 115-58 (1992-93)  
 Most MSU points: 78 (1991-92)  
 Most UA points: 115 (1992-93)

## AT NEUTRAL SITES

(UA leads, 5-1)

Last MSU win: 76-74 (1969-70)  
 Last UA win: 81-72 (2006-07)  
 Current UA win streak: 3  
 Biggest MSU win: 76-74 (1969-70)  
 Biggest UA win: 94-61 (1977-78)  
 Most MSU points: 79 (1998-99)  
 Most UA points: 94 (1977-78)

## AUBURN

(AU leads, 70-63)

Last MSU win: 85-75 (2009-10)  
 Last AU win: 89-80 (2009-10)  
 Current AU win streak: 1  
 Biggest MSU win: 90-53 (2004-05)  
 Biggest AU win: 97-66 (1958-59)  
 Most MSU points: 105 (2003-04)  
 Most AU points: 98 (1974-75)

## AT STARKVILLE

(MSU leads, 38-25)

Last MSU win: 85-75 (2009-10)  
 Last AU win: 76-58 (2008-09)  
 Current MSU win streak: 1  
 Biggest MSU win: 90-53 (2004-05)  
 Biggest AU win: 73-55 (1983-84)  
 Most MSU points: 105 (2003-04)  
 Most AU points: 91 (2003-04)

## AT AUBURN

(AU leads, 42-22)

Last MSU win: 83-64 (2007-08)  
 Last AU win: 89-80 (2009-10)  
 Current AU win streak: 2  
 Biggest MSU win: 84-64 (1990-91)  
 Biggest AU win: 97-66 (1958-59)  
 Most MSU points: 91 (twice)  
 Most AU points: 98 (1974-75)

## AT NEUTRAL SITES

(Tied, 3-3)

Last MSU win: 69-58 (1995-96)  
 Last AU win: 38-36 (1981-82)  
 Current MSU win streak: 2  
 Biggest MSU win: 52-37 (1957-58)  
 Biggest AU win: 42-34 (1927-28)  
 Most MSU points: 75 (1953-54)  
 Most AU points: 76 (1953-54)

## FLORIDA

(UF leads, 57-48)

Last MSU win: 75-69 (2009-10)  
 Last UF win: 69-62 (2009-10)  
 Current MSU win streak: 1  
 Biggest MSU win: 105-68 (1958-59)  
 Biggest UF win: 100-56 (1986-87)  
 Most MSU points: 105 (1958-59)  
 Most UF points: 107 (1974-75)

## AT STARKVILLE

(MSU leads, 32-19)

Last MSU win: 80-71 (2008-09)  
 Last UF win: 70-67 (2006-07)  
 Current MSU win streak: 1  
 Biggest MSU win: 55-24 (1946-47)  
 Biggest UF win: 84-56 (1986-87)  
 Most MSU points: 104 (1974-75)  
 Most UF points: 107 (1974-75)

## AT GAINESVILLE

(UF leads, 36-13)

Last MSU win: 68-59 (2007-08)  
 Last UF win: 69-62 (2009-10)  
 Current UF win streak: 1  
 Biggest MSU win: 105-68 (1958-59)  
 Biggest UF win: 100-56 (1986-87)  
 Most MSU points: 105 (1958-59)  
 Most UF points: 100 (1986-87)

## AT NEUTRAL SITES

(MSU leads, 3-2)

Last MSU win: 75-69 (2009-10)  
 Last UF win: 80-64 (2004-05)  
 Current MSU win streak: 1  
 Biggest MSU win: 62-52 (2001-02)  
 Biggest UF win: 80-64 (twice)  
 Most MSU points: 75 (2009-10)  
 Most UF points: 80 (twice)

## GEORGIA

(MSU leads, 52-49)

Last MSU win: 72-69 (2009-10)  
 Last UG win: 64-60 (2007-08)  
 Current MSU win streak: 4  
 Biggest MSU win: 98-69 (1976-77)  
 Biggest UG win: 87-56 (1992-93)  
 Most MSU points: 99 (1960-61)  
 Most UG points: 95 (1968-69)

## AT STARKVILLE

(MSU leads, 31-14)

Last MSU win: 72-69 (2009-10)  
 Last UG win: 86-68 (2001-02)  
 Current MSU win streak: 4  
 Biggest MSU win: 98-69 (1976-77)  
 Biggest UG win: 86-68 (2001-02)  
 Most MSU points: 98 (1976-77)  
 Most UG points: 95 (1968-69)

## AT ATHENS

(UG leads, 26-18)

Last MSU win: 67-61 (2008-09)  
 Last UG win: 86-73 (2006-07)  
 Current MSU win streak: 1  
 Biggest MSU win: 93-71 (1966-67)  
 Biggest UG win: 70-40 (1948-49)  
 Most MSU points: 99 (1960-61)  
 Most UG points: 94 (2000-01)

## AT NEUTRAL SITES

(UG leads, 9-3)

Last MSU win: 79-60 (2008-09)  
 Last UG win: 64-60 (2007-08)  
 Current MSU win streak: 1  
 Biggest MSU win: 79-60 (2008-09)  
 Biggest UG win: 87-56 (1992-93)  
 Most MSU points: 86 (1995-96)  
 Most UG points: 87 (1992-93)

## KENTUCKY

(UK leads, 86-20)

Last MSU win: 66-57 (2008-09)  
 Last UK win: 75-74 (2009-10)  
 Current UK win streak: 2  
 Biggest MSU win: 82-69 (1984-85)  
 Biggest UK win: 110-66 (1951-52)  
 Most MSU points: 97 (1989-90)  
 Most UK points: 118 (1974-75)

## AT STARKVILLE

(UK leads, 31-12)

Last MSU win: 69-64 (2007-08)  
 Last UK win: 81-75 (2009-10)  
 Current UK win streak: 1  
 Biggest MSU win: 82-69 (1984-85)  
 Biggest UK win: 118-80 (1974-75)  
 Most MSU points: 89 (1956-57)  
 Most UK points: 118 (1974-75)

## AT LEXINGTON

(UK leads, 43-5)

Last MSU win: 66-57 (2008-09)  
 Last UK win: 64-60 (2006-07)  
 Current MSU win streak: 1  
 Biggest MSU win: 66-57 (2008-09)  
 Biggest UK win: 110-66 (1951-52)  
 Most MSU points: 97 (1989-90)  
 Most UK points: 112 (1974-75)

## AT NEUTRAL SITES

(UK leads, 12-3)

Last MSU win: 84-82 (2006-07)  
 Last UK win: 75-74 (2009-10)  
 Current UK win streak: 1  
 Biggest MSU win: 84-73 (1995-96)  
 Biggest UK win: 87-55 (1949-50)  
 Most MSU points: 84 (twice)  
 Most UK points: 95 (1993-94)



# SEC SERIES SCORES

## LSU

(LSU leads, 103-95)

Last MSU win: 60-59 (2009-10)  
 Last LSU win: 97-94 (2008-09)  
 Current MSU win streak: 3  
 Biggest MSU win: 85-48 (1997-98)  
 Biggest LSU win: 73-31 (1945-46)  
 Most MSU points: 99 (1962-63)  
 Most LSU points: 111 (1967-68)

## AT STARKVILLE

(MSU leads, 57-36)

Last MSU win: 67-51 (2009-10)  
 Last LSU win: 97-94 (2008-09)  
 Current MSU win streak: 1  
 Biggest MSU win: 85-48 (1997-98)  
 Biggest LSU win: 42-12 (1910-11)  
 Most MSU points: 98 (1966-67)  
 Most LSU points: 99 (1968-69)

## AT BATON ROUGE

(LSU leads, 64-34)

Last MSU win: 60-59 (2009-10)  
 Last LSU win: 81-57 (2008-09)  
 Current MSU win streak: 1  
 Biggest MSU win: 99-64 (1962-63)  
 Biggest LSU win: 73-31 (1945-46)  
 Most MSU points: 99 (1962-63)  
 Most LSU points: 111 (1967-68)

## AT NEUTRAL SITES

(Tied, 4-3)

Last MSU win: 67-57 (2008-09)  
 Last LSU win: 68-54 (1986-87)  
 Current MSU win streak: 3  
 Biggest MSU win: 73-51 (1961-62)  
 Biggest LSU win: 77-44 (1951-52)  
 Most MSU points: 76 (2002-03)  
 Most LSU points: 77 (1951-52)

## OLE MISS

(MSU leads, 136-105)

Last MSU win: 71-63 (2009-10)  
 Last UM win: 67-63 (2008-09)  
 Current MSU win streak: 3  
 Biggest MSU win: 84-18 (1913-14)  
 Biggest UM win: 61-24 (1944-45)  
 Most MSU points: 104 (1989-90)  
 Most UM points: 102 (1989-90)

## AT STARKVILLE

(MSU leads, 89-24)

Last MSU win: 71-63 (2009-10)  
 Last UM win: 67-63 (2008-09)  
 Current MSU win streak: 1  
 Biggest MSU win: 84-18 (1913-14)  
 Biggest UM win: 61-24 (1944-45)  
 Most MSU points: 104 (1989-90)  
 Most UM points: 102 (1989-90)

## AT OXFORD

(UM leads, 77-42)

Last MSU win: 80-75 (2009-10)  
 Last UM win: 74-63 (2007-08)  
 Current MSU win streak: 2  
 Biggest MSU win: 52-14 (1918-19)  
 Biggest UM win: 95-60 (1950-51)  
 Most MSU points: 100 (1955-56)  
 Most UM points: 95 (1950-51)

## AT NEUTRAL SITES

(MSU leads, 5-4)

Last MSU win: 73-64 (2002-03)  
 Last UM win: 40-39 (1938-39)  
 Current MSU win streak: 3  
 Biggest MSU win: 58-45 (1937-38)  
 Biggest UM win: 49-37 (1937-38)  
 Most MSU points: 73 (2002-03)  
 Most UM points: 64 (2002-03)

## SOUTH CAROLINA

(MSU leads, 14-8)

Last MSU win: 76-63 (2009-10)  
 Last USC win: 66-63 (2006-07)  
 Current MSU win streak: 4  
 Biggest MSU win: 83-63 (1992-93)  
 Biggest USC win: 83-61 (2005-06)  
 Most MSU points: 83 (1992-93)  
 Most USC points: 83 (2005-06)

## AT STARKVILLE

(MSU leads, 7-2)

Last MSU win: 75-70 (2008-09)  
 Last USC win: 66-63 (2006-07)  
 Current MSU win streak: 1  
 Biggest MSU win: 83-63 (1992-93)  
 Biggest USC win: 73-65 (1996-97)  
 Most MSU points: 83 (1992-93)  
 Most USC points: 73 (twice)

## AT COLUMBIA

(MSU leads, 6-4)

Last MSU win: 76-63 (2009-10)  
 Last USC win: 83-61 (2005-06)  
 Current MSU win streak: 2  
 Biggest MSU win: 76-63 (2009-10)  
 Biggest USC win: 83-61 (2005-06)  
 Most MSU points: 79 (2003-04)  
 Most USC points: 83 (2005-06)

## AT NEUTRAL SITES

(USC leads, 2-1)

Last MSU win: 82-68 (2008-09)  
 Last USC win: 59-44 (2005-06)  
 Current MSU win streak: 1  
 Biggest MSU win: 82-68 (2008-09)  
 Biggest USC win: 59-44 (2005-06)  
 Most MSU points: 82 (2008-09)  
 Most USC points: 69 (2000-01)

## TENNESSEE

(UT leads, 75-39)

Last MSU win: 64-61 (2008-09)  
 Last UT win: 75-59 (2009-10)  
 Current UT win streak: 1  
 Biggest MSU win: 95-68 (1990-91)  
 Biggest UT win: 82-49 (1971-72)  
 Most MSU points: 97 (1956-57)  
 Most UT points: 109 (1974-75)

## AT STARKVILLE

(Tied, 26-26)

Last MSU win: 82-60 (2003-04)  
 Last UT win: 75-59 (2009-10)  
 Current UT win streak: 3  
 Biggest MSU win: 95-68 (1990-91)  
 Biggest UT win: 93-67 (1954-55)  
 Most MSU points: 97 (1956-57)  
 Most UT points: 97 (1974-75)

## AT KNOXVILLE

(UT leads, 43-9)

Last MSU win: 88-82 (1998-99)  
 Last UT win: 81-76 (2008-09)  
 Current UT win streak: 5  
 Biggest MSU win: 91-67 (1961-62)  
 Biggest UT win: 82-49 (1971-72)  
 Most MSU points: 91 (1961-62)  
 Most UT points: 109 (1974-75)

## AT NEUTRAL SITES

(UT leads, 6-4)

Last MSU win: 64-61 (2008-09)  
 Last UT win: 87-70 (1990-91)  
 Current MSU win streak: 3  
 Biggest MSU win: 33-18 (1923-24)  
 Biggest UT win: 73-46 (1948-49)  
 Most MSU points: 73 (1993-94)  
 Most UT points: 87 (1990-91)

## VANDERBILT

(VU leads, 72-44)

Last MSU win: 62-52 (2009-10)  
 Last VU win: 75-72 (2009-10)  
 Current MSU win streak: 1  
 Biggest MSU win: 76-48 (1994-95)  
 Biggest VU win: 90-43 (1948-49)  
 Most MSU points: 110 (1979-80)  
 Most VU points: 120 (1968-69)

## AT STARKVILLE

(MSU leads, 31-21)

Last MSU win: 73-66 (2008-09)  
 Last VU win: 80-39 (1992-93)  
 Current MSU win streak: 8  
 Biggest MSU win: 76-48 (1994-95)  
 Biggest VU win: 80-39 (1992-93)  
 Most MSU points: 110 (1979-80)  
 Most VU points: 120 (1968-69)

## AT NASHVILLE

(VU leads, 44-8)

Last MSU win: 72-69 (2003-04)  
 Last VU win: 75-72 (2009-10)  
 Current VU win streak: 3  
 Biggest MSU win: 66-43 (2001-02)  
 Biggest VU win: 90-43 (1948-49)  
 Most MSU points: 92 (1965-66)  
 Most VU points: 104 (1971-72)

## AT NEUTRAL SITES

(VU leads, 7-5)

Last MSU win: 62-52 (2009-10)  
 Last VU win: 74-70 (2003-04)  
 Current MSU win streak: 1  
 Biggest MSU win: 76-58 (1998-99)  
 Biggest VU win: 73-40 (1938-39)  
 Most MSU points: 76 (twice)  
 Most VU points: 77 (1991-92)







# 2010-11 SEASON REVIEW





# 2009-10 SEASON REVIEW

Opponent	1st	2nd	Score	Total FG	FG Pct	3-Pointers	3FG Pct	Free Throws	FT Pct	RBS	Assist	TO	Block	Steal	Fouls
RIDER	42/44	32/44	74-88	26-62/30-59	.419/.508	10-27/10-16	.370/.625	12-19/18-28	.632/.643	37/38	15/14	12/6	9/2	2/5	20/19
SE LOUISIANA	41/29	41/38	82-67	28-62/26-66	.452/.394	10-25/8-20	.400/.400	16-21/7-9	.762/.778	47/30	12/12	13/11	10/7	9/5	9/19
BETHUNE-COOKMAN	31/24	36/27	67-51	24-56/18-52	.429/.346	8-20/4-12	.400/.333	11-15/11-13	.733/.846	37/32	13/9	13/15	9/4	8/9	8/15
TEXAS-PAN AMERICAN	42/33	33/17	75-50	30-57/19-65	.526/.292	9-22/7-21	.409/.333	6-11/5-8	.545/.625	45/33	9/7	16/11	14/2	8/6	12/15
Richmond	32/35	30/28	62-63	18-54/22-44	.333/.500	9-25/8-19	.360/.421	17-23/11-14	.739/.786	41/24	10/16	13/13	1/1	0/5	15/22
Old Dominion	36/28	33/27	69-55	21-45/22-58	.467/.379	9-23/5-18	.391/.278	18-23/6-8	.783/.750	33/33	12/14	11/10	5/0	3/5	10/23
ST. BONAVENTURE	56/22	49/31	105-53	37-62/23-69	.597/.333	16-28/2-11	.571/.182	15-21/5-9	.714/.556	44/31	25/7	11/12	10/4	7/5	14/18
DePaul	35/15	41/30	76-45	24-55/18-64	.436/.281	12-29/5-18	.414/.278	16-22/4-10	.727/.400	49/36	13/6	17/12	7/1	6/10	12/19
UCLA	40/19	32/35	72-54	28-59/22-63	.475/.349	9-24/4-20	.375/.200	7-12/6-13	.583/.462	39/41	11/12	12/10	8/1	5/7	8/13
WRIGHT STATE	43/31	37/38	80-69	29-46/23-66	.630/.348	12-25/14-36	.480/.389	10-14/9-10	.714/.900	34/28	16/14	18/10	13/0	5/7	12/15
Houston	34/34	36/30	70-64	22-57/24-77	.386/.312	8-22/10-31	.364/.323	18-30/6-14	.600/.429	59/39	8/11	19/6	6/0	5/7	14/23
Centenary	46/27	42/24	88-51	30-60/19-59	.500/.322	14-27/6-19	.519/.316	14-18/7-12	.778/.583	44/29	20/10	10/11	9/4	5/7	12/14
MISS. VALLEY STATE	41/22	32/23	73-45	24-61/19-62	.393/.306	12-33/4-19	.364/.211	13-20/3-8	.650/.375	44/45	16/6	4/13	12/1	10/1	10/16
San Diego	38/30	39/38	77-68	26-48/22-57	.542/.386	6-14/6-17	.429/.353	19-26/18-25	.731/.720	35/29	10/9	17/12	4/2	5/6	20/21
WKU	26/23	26/32	52-55	17-47/19-55	.362/.345	4-19/5-19	.211/.263	14-27/12-16	.519/.750	41/34	7/10	18/13	5/2	4/9	18/21
Ole Miss	37/42	43/33	80-75	24-57/29-72	.421/.403	10-22/9-23	.455/.391	22-33/8-13	.667/.615	46/39	12/15	15/9	8/5	6/7	13/21
ARKANSAS	51/39	31/41	82-80	27-57/31-76	.474/.408	8-17/8-18	.471/.444	20-30/10-14	.667/.714	42/37	14/16	14/11	13/5	6/8	12/22
UGA	30/41	42/28	72-69	24-58/30-70	.414/.429	8-31/2-14	.258/.143	16-25/7-9	.640/.778	33/47	12/11	11/15	10/3	9/7	9/17
Alabama	26/27	31/35	57-62	20-63/22-63	.317/.349	2-18/6-19	.111/.316	15-23/12-18	.652/.667	45/49	7/16	11/13	7/6	7/7	15/18
Arkansas	29/21	33/46	62-67	21-67/19-52	.313/.365	5-26/7-21	.192/.333	15-18/22-33	.833/.667	44/37	8/10	15/11	8/3	3/7	22/16
LOUISIANA STATE	23/15	44/36	67-51	21-50/18-53	.420/.340	7-22/5-15	.318/.333	18-26/10-14	.692/.714	36/34	11/7	8/12	7/0	4/1	16/19
Vanderbilt	31/38	41/37	72-75	24-68/25-56	.353/.446	9-34/6-11	.265/.545	15-22/19-27	.682/.704	40/40	10/12	15/17	10/4	8/7	22/17
Florida	29/27	33/42	62-69	23-60/25-62	.383/.403	8-23/3-17	.348/.176	8-13/16-22	.615/.727	35/46	16/14	14/14	3/1	8/11	18/13
OLE MISS	33/29	38/34	71-63	24-49/27-71	.490/.380	8-24/6-26	.333/.231	15-23/3-4	.652/.750	39/36	16/11	17/10	7/4	8/13	9/21
AUBURN	35/38	39/36	85-75	29-70/29-79	.414/.367	11-34/9-33	.324/.273	16-23/8-12	.696/.667	46/47	11/10	8/8	9/2	2/5	10/17
KENTUCKY	29/32	38/35	75-81	27-70/28-66	.386/.424	10-35/4-24	.286/.167	11-16/21-31	.688/.677	35/52	15/14	9/12	2/12	9/5	28/17
LSU	24/20	36/39	60-59	22-50/23-63	.440/.365	10-29/7-19	.345/.368	6-6/6-9	1.000/.667	33/36	16/15	14/9	9/2	4/7	11/10
ALABAMA	31/29	43/37	74-66	26-56/26-61	.464/.426	9-27/6-13	.333/.462	13-19/8-13	.684/.615	34/38	16/7	15/14	12/5	9/8	13/19
South Carolina	35/28	41/35	76-63	26-52/26-60	.500/.433	10-21/7-28	.476/.250	14-20/4-5	.700/.800	36/26	12/11	10/9	2/3	4/7	10/13
Auburn	37/46	43/43	80-89	30-62/30-58	.484/.517	12-33/11-24	.364/.458	8-11/18-31	.727/.581	33/36	16/19	10/8	4/3	3/5	19/13
TENNESSEE	21/38	38/37	59-75	20-59/30-60	.339/.500	9-32/3-16	.281/.188	10-17/12-16	.588/.750	30/46	13/12	13/15	6/3	4/10	14/19
Florida	39/28	36/41	75-69	28-49/24-56	.571/.429	10-20/9-24	.500/.375	9-11/12-19	.818/.632	23/34	13/9	12/12	6/2	5/7	17/12
Vanderbilt	33/27	29/25	62-52	22-56/18-52	.393/.346	6-22/6-12	.273/.500	12-20/10-17	.600/.588	37/37	7/11	9/11	8/3	2/3	14/21
Kentucky	35/31	29/33	74-75	29-69/28-61	.420/.459	10-27/4-16	.370/.250	6-11/15-24	.545/.625	43/37	13/16	14/9	7/6	7/11	18/14
JACKSON STATE	32/23	49/44	81-67	22-54/22-60	.407/.367	8-29/10-27	.276/.370	29-38/13-16	.763/.813	35/38	15/8	11/16	6/2	12/3	12/22
NORTH CAROLINA	33/36	41/40	74-76	24-58/32-66	.414/.485	11-29/5-14	.379/.357	15-21/7-10	.714/.700	32/41	12/17	8/11	5/5	7/5	12/19

Note: Game totals are displayed in the format TEAM/OPPONENT for each category

**Did you know . . .**

**MSU has a divisional-high SEVEN Western Division crowns.**



# 2009-10 STATISTICS

RECORD	OVERALL	HOME	AWAY	NEUTRAL
ALL GAMES .....	24-12	13-4	5-6	6-2
CONFERENCE .....	9-7	6-2	3-5	0-0
NON-CONFERENCE .....	15-5	7-2	2-1	6-2

#	Player	GP-GS	Min	Avg	----TOTAL----		----3-PTS----		FT-FTA	Pct	----REBOUNDS----				PF	FO	A	TO	Blk	Stl	Pts	Avg
					FG-FGA	Pct	3FG-FGA	Pct			Off	Def	Tot	Avg								
32	Jarvis Varnado	36-36	1141	31.7	184-316	.582	0-0	.000	128-210	.610	107	262	369	10.3	88	2	32	71	170	24	496	13.8
02	Ravern Johnson	35-33	1010	28.9	173-362	.478	87-214	.407	28-43	.651	26	94	120	3.4	46	1	23	44	16	14	461	13.2
03	Dee Bost	36-36	1255	34.9	147-367	.401	70-199	.352	104-144	.722	19	139	158	4.4	71	1	188	118	7	47	468	13.0
22	Barry Stewart	36-36	1231	34.2	138-369	.374	78-222	.351	70-98	.714	28	101	129	3.6	73	3	96	44	8	40	424	11.8
24	Kodi Augustus	34-33	765	22.5	95-235	.404	35-95	.368	78-100	.780	62	123	185	5.4	81	0	27	62	31	18	303	8.9
25	Phil Turner	36-3	751	20.9	62-185	.335	25-93	.269	50-62	.806	44	110	154	4.3	56	0	49	36	12	41	199	5.5
05	Romero Osby	35-3	457	13.1	55-119	.462	16-39	.410	26-41	.634	34	55	89	2.5	33	0	22	34	12	8	152	4.3
15	Riley Benock	36-0	419	11.6	21-59	.356	17-52	.327	1-4	.250	7	26	33	0.9	28	0	25	20	5	16	60	1.7
30	Wendell Lewis	26-0	142	5.5	15-31	.484	0-0	.000	4-8	.500	13	21	34	1.3	17	0	0	9	5	0	34	1.3
50	John Riek	11-0	38	3.5	4-8	.500	0-0	.000	6-8	.750	8	6	14	1.3	8	0	0	3	4	0	14	1.3
12	Charles Parker	12-0	17	1.4	1-5	.200	0-2	.000	2-3	.667	0	1	1	0.1	2	0	0	2	0	0	4	0.3
20	Taylor Luczak	13-0	19	1.5	1-2	.500	1-2	.500	1-2	.500	0	3	3	0.2	3	0	0	4	0	0	4	0.3
45	Elgin Bailey	4-0	17	4.3	0-4	.000	0-0	.000	1-5	.200	0	0	0	0.0	2	0	0	1	1	0	1	0.3
21	Baxter Price	11-0	13	1.2	1-3	.333	0-0	.000	0-0	.000	1	1	2	0.2	0	0	0	1	0	1	2	0.2
TEAM											46	69	115	3.2	0						8	0
<b>Total</b>		<b>36</b>	<b>7275</b>		<b>897-2065</b>	<b>.434</b>	<b>329-918</b>	<b>.358</b>	<b>499-728</b>	<b>.685</b>	<b>395</b>	<b>1011</b>	<b>1406</b>	<b>39.1</b>	<b>508</b>	<b>7</b>	<b>462</b>	<b>457</b>	<b>271</b>	<b>209</b>	<b>2622</b>	<b>72.8</b>
<b>Opponents.....</b>		<b>36</b>	<b>7275</b>		<b>868-2233</b>	<b>.389</b>	<b>231-710</b>	<b>.325</b>	<b>369-554</b>	<b>.666</b>	<b>447</b>	<b>888</b>	<b>1335</b>	<b>37.1</b>	<b>633</b>	<b>-</b>	<b>418</b>	<b>411</b>	<b>110</b>	<b>238</b>	<b>2336</b>	<b>64.9</b>

SCORE BY PERIODS:	1st	2nd	OT	Total
Mississippi State	1256	1337	29	- 2677
Opponents	1167	1256	26	- 2479

### Miscellaneous MSU Individual Statistics

**Games Scoring in Double Figures:** Jarvis Varnado 32, Barry Stewart 28, Ravern Johnson 27, Dee Bost 27, Kodi Augustus 14, Phil Turner 4, Romero Osby 2

**Games Scoring 20-plus Points:** Dee Bost 7, Ravern Johnson 5, Jarvis Varnado 4, Barry Stewart 1

**Games Scoring 30-plus Points:** Dee Bost 1

**Games Rebounding in Double Figures:** Jarvis Varnado 19, Kodi Augustus 3, Phil Turner 1, Barry Stewart 1

**Games With Double Figures in Assists:** Dee Bost 1

**Games With Double-Doubles:** Jarvis Varnado 18, Phil Turner 1, Kodi Augustus

**Games As Team's High Scorer (or co-leader):** Ravern Johnson 14, Dee Bost 10, Jarvis Varnado 8, Barry Stewart 6, Phil Turner 2, Kodi Augustus 2.

**Games As Team's High Rebounder (or co-leader):** Jarvis Varnado 29, Dee Bost 4, Kodi Augustus 4, Phil Turner 3, Ravern Johnson 2, Riley Benock 1, Barry Stewart 1

**Games As Team's Leader in Assists (or co-leader):** Dee Bost 27, Barry Stewart 6, Phil Turner 5, Romero Osby 2

### Miscellaneous 2008-09 Team Statistics

**Largest Lead Surrendered in Loss:** 12, at Arkansas (1-28-10); North Carolina NIT (3-20-10)

**Largest Deficit Overcome in Win:** 14, vs. Auburn (2-13-10)

**Largest Lead at Anytime:** 55, vs. St. Bonaventure (12-5-09)

**Largest Deficit Anytime:** 17, vs. Tennessee (3-6-10)



Last year as a junior, Ravern Johnson drained a career-high 87 3-pointers, the third-highest in a single season at MSU.



# 2009-10 RESULTS

DATE	OPPONENT	W/L	SCORE	ATTEND	HIGH POINTS	HIGH REBOUNDS
11-13-09	RIDER	L	74-88	7241	(22)Jarvis Varnado	(14)Jarvis Varnado
11-19-09	SE LOUISIANA	W	82-67	4544	(20)Jarvis Varnado	(14)Phil Turner
11-21-09	BETHUNE-COOKMAN	W	67-51	3721	(10)Jarvis Varnado (10)Ravern Johnson (10)Barry Stewart	(10)Jarvis Varnado
11-24-09	TEXAS-PAN AMERICAN	W	75-50	3214	(13)Dee Bost	(15)Jarvis Varnado
11-27-09	vs Richmond	L	62-63	585	(15)Ravern Johnson	(9)Phil Turner
11-28-09	vs Old Dominion	W	69-55	543	(25)Dee Bost	(7)Kodi Augustus
12-05-09	ST. BONAVENTURE	W	105-53	3344	(18)Ravern Johnson	(8)Jarvis Varnado (8)Dee Bost
12-10-09	vs DePaul	W	76-45	9353	(14)Ravern Johnson	(14)Jarvis Varnado
12-12-09	vs UCLA	W	72-54	13043	(29)Ravern Johnson	(11)Jarvis Varnado
12-16-09	WRIGHT STATE	W	80-69	4721	(21)Barry Stewart	(8)Jarvis Varnado
12-19-09	at Houston	W	70-64	3422	(15)Dee Bost (15)Ravern Johnson	(17)Jarvis Varnado
12-22-09	vs Centenary	W	88-51	5502	(20)Ravern Johnson	(9)Jarvis Varnado
12-28-09	MISS. VALLEY STATE	W	73-45	5421	(22)Ravern Johnson	(8)Phil Turner
12-31-09	at San Diego	W	77-68	1630	(23)Jarvis Varnado	(17)Jarvis Varnado
01-04-10	at WKU	L	52-55	5925	(17)Jarvis Varnado	(12)Jarvis Varnado
01-09-10	at Ole Miss	W	80-75	9360	(25)Dee Bost	(12)Jarvis Varnado (12)Kodi Augustus
01-14-10	ARKANSAS	W	82-80	8339	(20)Dee Bost	(12)Jarvis Varnado
01-16-10	UGA	W	72-69	7682	(15)Phil Turner (15)Dee Bost	(14)Jarvis Varnado
01-23-10	at Alabama	L	57-62	12336	(13)Barry Stewart	(8)Jarvis Varnado (8)Dee Bost
01-28-10	at Arkansas	L	62-67	12803	(19)Ravern Johnson	(14)Jarvis Varnado
01-30-10	LOUISIANA STATE	W	67-51	7247	(15)Ravern Johnson	(10)Jarvis Varnado
02-03-10	at Vanderbilt	L	72-75	14316	(15)Kodi Augustus	(14)Jarvis Varnado
02-06-10	at Florida	L	62-69	11660	(20)Ravern Johnson	(13)Jarvis Varnado
02-11-10	OLE MISS	W	71-63	9401	(18)Ravern Johnson	(11)Jarvis Varnado
02-13-10	AUBURN	Wot	85-75	8854	(32)Dee Bost	(12)Jarvis Varnado
02-16-10	KENTUCKY	Lot	75-81	10788	(22)Dee Bost	(5)Kodi Augustus (5)Dee Bost (5)Riley Benock
02-20-10	at LSU	W	60-59	9434	(16)Ravern Johnson	(6)Jarvis Varnado (6)Dee Bost
02-24-10	ALABAMA	W	74-66	8477	(22)Dee Bost	(10)Jarvis Varnado
02-27-10	at South Carolina	W	76-63	13834	(19)Jarvis Varnado	(12)Jarvis Varnado
03-03-10	at Auburn	L	80-89	9927	(25)Dee Bost	(8)Kodi Augustus
03-06-10	TENNESSEE	L	59-75	10021	(15)Kodi Augustus	(6)Jarvis Varnado (6)Ravern Johnson
03-12-10	vs Florida	W	75-69	16614	(17)Barry Stewart	(6)Ravern Johnson
03-13-10	vs Vanderbilt	W	62-52	20207	(14)Barry Stewart	(9)Jarvis Varnado
03/14/10	vs Kentucky	L	74-75	20082	(20)Ravern Johnson	(10)Barry Stewart
03-16-10	JACKSON STATE	W	81-67	4433	(21)Jarvis Varnado	(11)Jarvis Varnado
03-20-10	NORTH CAROLINA	L	74-76	9471	(18)Barry Stewart	(7)Jarvis Varnado

## 2009-10 SEASON ATTENDANCE TOTALS

All Games: 307,495 in 36 games/8,542 per game  
 All Home Games: 116,919 in 17 games/6,878 per game  
 All Road Games: 104,647 in 11 games/9,513 per game  
 All Neutral Games: 85,929 in 8 games/10,741 per game  
 All SEC Games: 164,479 in 16 games/10,280 per game  
 ALL SEC Home Games: 70,8097 in 8 games/8,851 per game  
 All SEC Away Games: 93,670 in 8 games/11,709 per game

# .724

Mississippi State has won .724 percent of its games at Humphrey Coliseum (354-135) since the facility opened 36 years ago.



# 2009-10 SUPERLATIVES

<u>MSU GAME HIGHS</u>	<u>OPPONENT GAME HIGHS</u>	<u>MSU GAME LOWS</u>	<u>OPPONENT GAME LOWS</u>
<b>POINTS</b> ..... 105 <i>St. Bonaventure (12-05-09)</i>	<b>POINTS</b> ..... 89 <i>at Auburn (03-03-10)</i>	<b>POINTS</b> ..... 52 <i>at Western Kentucky (01-04-10)</i>	<b>POINTS</b> ..... 45 <i>vs. DePaul (12-10-09)</i> <i>Mississippi Valley State (12-28-09)</i>
<b>FIELD GOALS MADE</b> ..... 37 <i>St. Bonaventure (12-05-09)</i>	<b>FIELD GOALS MADE</b> ..... 32 <i>North Carolina (03-20-10)</i>	<b>FIELD GOALS MADE</b> ..... 17 <i>at Western Kentucky (01-04-10)</i>	<b>FIELD GOALS MADE</b> ..... 18 <i>Bethune-Cookman (11-21-09)</i> <i>vs. DePaul (12-10-09)</i> <i>LSU (01-31-10)</i> <i>vs. Vanderbilt (03-13-10)</i>
<b>FIELD GOAL ATTEMPTS</b> ..... 70 <i>Kentucky (02-16-10)</i> <i>Auburn (02-13-10)</i>	<b>FIELD GOAL ATTEMPTS</b> ..... 79 <i>Auburn (02-13-10)</i>	<b>FIELD GOAL ATTEMPTS</b> ..... 45 <i>vs. Old Dominion (11-28-09)</i>	<b>FIELD GOAL ATTEMPTS</b> ..... 44 <i>vs. Richmond (11-27-09)</i>
<b>FIELD GOAL %</b> ..... 630 (29-46) <i>Wright State (12-16-09)</i>	<b>FIELD GOAL %</b> ..... 517 (30-58) <i>at Auburn (03-03-10)</i>	<b>FIELD GOAL %</b> ..... 313 (21-67) <i>at Arkansas (01-28-10)</i>	<b>FIELD GOAL ATTEMPTS</b> ..... 44 <i>vs. Richmond (11-27-09)</i>
<b>3 PT FIELD GOALS MADE</b> ..... 16 <i>St. Bonaventure (12-05-09)</i>	<b>3 PT FIELD GOALS MADE</b> ..... 14 <i>Wright State (12-16-09)</i>	<b>3 PT FIELD GOALS MADE</b> ..... 2 <i>at Alabama (01-23-10)</i>	<b>FIELD GOAL %</b> ..... 281 (18-64) <i>vs. DePaul (12-10-09)</i>
<b>3 PT FG ATTEMPTS</b> ..... 39 <i>at Alabama (02-21-09)</i>	<b>3 PT FG ATTEMPTS</b> ..... 36 <i>Wright State (12-16-09)</i>	<b>3 PT FG ATTEMPTS</b> ..... 14 <i>at San Diego (12-31-09)</i>	<b>3 PT FIELD GOALS MADE</b> ..... 2 <i>St. Bonaventure (12-05-09)</i> <i>Georgia (01-16-10)</i>
<b>3 PT FG %</b> ..... 571 (16-28) <i>St. Bonaventure (12-05-09)</i>	<b>3 PT FG %</b> ..... 625 (10-16) <i>Rider (11-13-09)</i>	<b>3 PT FG %</b> ..... .111 (2-18) <i>vs. Alabama (01-23-10)</i>	<b>3 PT FG ATTEMPTS</b> ..... 11 <i>St. Bonaventure (12-05-09)</i> <i>at Vanderbilt (02-03-10)</i>
<b>FREE THROWS MADE</b> ..... 29 <i>Jackson State (03-16-10)</i>	<b>FREE THROWS MADE</b> ..... 22 <i>at Arkansas (01-28-10)</i>	<b>FREE THROWS MADE</b> ..... 6 <i>Texas-Pan American (11-24-09)</i> <i>at LSU (02-20-10)</i> <i>vs. Kentucky (03-14-10)</i>	<b>3 PT FG %</b> ..... 143 (2-14) <i>Georgia (01-16-10)</i>
<b>FREE THROW ATTEMPTS</b> ..... 38 <i>Jackson State (03-16-10)</i>	<b>FREE THROW ATTEMPTS</b> ..... 33 <i>at Arkansas (01-28-10)</i>	<b>FREE THROW ATTEMPTS</b> ..... 6 <i>at LSU (02-20-10)</i>	<b>FREE THROWS MADE</b> ..... 3 <i>Mississippi Valley State (12-28-09)</i> <i>Ole Miss (02-11-10)</i>
<b>FREE THROW %</b> ..... 1.000 (6-6) <i>at LSU (02-20-10)</i>	<b>FREE THROW %</b> ..... 900 (9-10) <i>Wright State (12-16-09)</i>	<b>FREE THROW ATTEMPTS</b> ..... 6 <i>at LSU (02-20-10)</i>	<b>FREE THROWS MADE</b> ..... 3 <i>Mississippi Valley State (12-28-09)</i> <i>Ole Miss (02-11-10)</i>
<b>REBOUNDS</b> ..... 59 <i>at Houston (12-19-09)</i>	<b>REBOUNDS</b> ..... 52 <i>Kentucky (02-16-10)</i>	<b>FREE THROW %</b> ..... 519 (14-27) <i>at Western Kentucky (01-04-10)</i>	<b>FREE THROW ATTEMPTS</b> ..... 4 <i>Ole Miss (02-11-10)</i>
<b>ASSISTS</b> ..... 25 <i>St. Bonaventure (12-05-09)</i>	<b>ASSISTS</b> ..... 19 <i>at Auburn (03-03-10)</i>	<b>REBOUNDS</b> ..... 23 <i>vs. Florida (03-12-10)</i>	<b>FREE THROW %</b> ..... 375 (3-8) <i>Mississippi Valley State (12-28-09)</i>
<b>STEALS</b> ..... 12 <i>Jackson State (03-16-10)</i>	<b>STEALS</b> ..... 13 <i>Ole Miss (02-11-10)</i>	<b>ASSISTS</b> ..... 7 <i>at Western Kentucky (01-04-10)</i> <i>at Alabama (01-23-10)</i> <i>vs. Vanderbilt (03-13-10)</i>	<b>REBOUNDS</b> ..... 24 <i>vs. Richmond (11-27-09)</i>
<b>BLOCKED SHOTS</b> ..... 14 <i>Texas-Pan American (11-24-09)</i>	<b>BLOCKED SHOTS</b> ..... 12 <i>Kentucky (02-16-10)</i>	<b>STEALS</b> ..... 0 <i>vs. Richmond (11-27-09)</i>	<b>ASSISTS</b> ..... 6 <i>vs. DePaul (12-10-09)</i> <i>Mississippi Valley State (12-28-09)</i>
<b>TURNOVERS</b> ..... 19 <i>at Houston (12-19-08)</i>	<b>TURNOVERS</b> ..... 17 <i>at Vanderbilt (02-03-10)</i>	<b>BLOCKED SHOTS</b> ..... 1 <i>vs. Richmond (11-27-09)</i>	<b>STEALS</b> ..... 1 <i>Mississippi Valley State (12-28-09)</i> <i>LSU (01-30-10)</i>
<b>FOULS</b> ..... 28 <i>Kentucky (02-16-10)</i>	<b>FOULS</b> ..... 23 <i>at Houston (12-19-09)</i> <i>vs. Old Dominion (11-28-09)</i>	<b>TURNOVERS</b> ..... 4 <i>vs. Mississippi Valley State (12-28-09)</i>	<b>BLOCKED SHOTS</b> ..... 0 <i>4 times</i>
		<b>FOULS</b> ..... 8 <i>Bethune-Cookman (11-21-09)</i> <i>vs. UCLA (12-12-09)</i>	<b>TURNOVERS</b> ..... 6 <i>Rider (11-13-09)</i> <i>at Houston (12-19-09)</i>

## MISSISSIPPI STATE'S 2009-10 RECORD WHEN

All Games	24-12	November Games	4-2	Games vs. Ranked Opponents	2-4
Home Games	13-4	December Games	8-0	Leads at Halftime	20-4
Road Games	5-6	January Games	4-3	Trails at Halftime	3-8
Neutral-sites	6-2	February Games	5-3	Is Tied at Halftime	1-0
Non-SEC Games	13-4	March Games	3-4	Shoots 45% or better from the field	13-1
Non-SEC Home Games	7-2	Monday Games	1-1	Shoots less than 45% from the field	11-11
Non-SEC Road Games	2-1	Tuesday Games	3-1	Opp. shoots less than 45%	24-6
Non-SEC Neutral-site Games	4-1	Wednesday Games	2-2	Opp. shoots 45% or better	0-6
SEC Games	9-7	Thursday Games	5-1	Outrebounded (or ties) the opponent	16-5
SEC Home Games	6-2	Friday Games	1-2	Outrebounded by the opponent	8-7
SEC Road Games	3-5	Saturday Games	12-4	Fewer (or ties) TOs than opponent	10-7
SEC Tournament	2-1	Sunday Games	0-1	More TOs than opponent	14-5
Games vs. SEC Western Division	7-3	Overtime Games	1-2	Holds opponents to 65 points or less	14-3
Games vs. SEC Eastern Division	2-4	Television Games	16-11	Games decided by 10 points or less	10-10



# 2009-10 MISCELLANEOUS STATS

## GAME-BY-GAME STARTERS

Opponent	Date	Guard	Guard	Guard	Forward	Forward	Record
Rider	11/13/09	Bost	Stewart	Johnson	Augustus	Varnado	0-1
SE Louisiana	11/19/09	Bost	Stewart	Johnson	Turner	Varnado	1-1
Bethune-Cookman	11/21/09	Bost	Stewart	Johnson	Turner	Varnado	2-1
Texas-Pan American	11/24/09	Bost	Stewart	Johnson	Turner	Varnado	3-1
Richmond	11/27/09	Bost	Stewart	Johnson	Augustus	Varnado	3-2
Old Dominion	11/28/09	Bost	Stewart	Johnson	Augustus	Varnado	4-2
<hr/>							
St. Bonaventure	12/05/09	Bost	Stewart	Johnson	Augustus	Varnado	5-2
DePaul	12/10/10	Bost	Stewart	Johnson	Augustus	Varnado	6-2
UCLA	12/12/09	Bost	Stewart	Johnson	Augustus	Varnado	7-2
Wright State	12/16/09	Bost	Stewart	Johnson	Augustus	Varnado	8-2
Houston	12/19/09	Bost	Stewart	Johnson	Augustus	Varnado	9-2
Centenary	12/22/09	Bost	Stewart	Johnson	Augustus	Varnado	10-2
MVSU	12/28/09	Bost	Stewart	Johnson	Augustus	Varnado	11-2
San Diego	12/31/09	Bost	Stewart	Johnson	Augustus	Varnado	12-2
<hr/>							
Western Kentucky	1/04/10	Bost	Stewart	Johnson	Augustus	Varnado	12-3
Ole Miss	1/09/10	Bost	Stewart	Johnson	Augustus	Varnado	13-3
Arkansas	1/14/10	Bost	Stewart	Johnson	Augustus	Varnado	14-3
Georgia	1/16/10	Bost	Stewart	Johnson	Augustus	Varnado	15-3
Alabama	1/23/10	Bost	Stewart	Johnson	Augustus	Varnado	15-4
Arkansas	1/28/10	Bost	Stewart	Johnson	Augustus	Varnado	15-5
LSU	1/30/10	Bost	Stewart	Johnson	Augustus	Varnado	16-5
<hr/>							
Vanderbilt	2/03/10	Bost	Stewart	Johnson	Augustus	Varnado	16-6
Florida	2/06/10	Bost	Stewart	Johnson	Augustus	Varnado	16-7
Ole Miss	2/11/10	Bost	Stewart	Johnson	Augustus	Varnado	17-7
Auburn	2/13/10	Bost	Stewart	Johnson	Augustus	Varnado	18-7
Kentucky	2/16/10	Bost	Stewart	Osby	Augustus	Varnado	18-8
LSU	2/20/10	Bost	Stewart	Osby	Augustus	Varnado	19-8
Alabama	2/24/10	Bost	Stewart	Osby	Augustus	Varnado	20-8
South Carolina	2/27/10	Bost	Stewart	Johnson	Augustus	Varnado	21-8
<hr/>							
Auburn	3/03/10	Bost	Stewart	Johnson	Augustus	Varnado	21-9
Tennessee	3/06/10	Bost	Stewart	Johnson	Augustus	Varnado	21-10
Florida (SECT)	3/12/10	Bost	Stewart	Johnson	Augustus	Varnado	22-10
Vanderbilt (SECT)	3/13/10	Bost	Stewart	Johnson	Augustus	Varnado	23-10
Kentucky (SECT)	3/14/10	Bost	Stewart	Johnson	Augustus	Varnado	23-11
Jackson State (NIT)	3/16/10	Bost	Stewart	Johnson	Augustus	Varnado	24-11
North Carolina (NIT)	3/20/10	Bost	Stewart	Johnson	Augustus	Varnado	24-12

### MSU'S RECORD BY STARTING LINEUP

Bost, Stewart, Johnson, Varnado, Augustus	19-11
Bost, Stewart, Johnson, Varnado, Turner	3-0
Bost, Stewart, Osby, Varnado, Augustus	2-1

### WIN-LOSS DIFFERENTIAL

Diff.	1	2	3	4	5	6	7	8	9	10	11	12	13	14	15	16	17	18	19	20	21	22	23	24	25+
Won	1	1	1	1	2	2	1	2	1	1	1	1	1	2	1	2	1	1	1	1	1	1	1	1	5
Loss	2	1	2	2	1	1	1	1	1	1	1	1	1	1	1	1	1	1	1	1	1	1	1	1	1

## COMPARISON STATS

Team Statistics	MSU	OPP
<b>SCORING</b>	2622	2336
Points per game	72.8	64.9
Scoring margin	+7.9	-
<b>FIELD GOALS-ATT</b>	897-2065	868-2233
Field goal pct	.434	.389
<b>3 POINT FG-ATT</b>	329-918	231-710
3-pt FG pct	.358	.325
3-pt FG made per game	9.1	6.4
<b>FREE THROWS-ATT</b>	499-728	369-554
Free throw pct	.685	.666
F-Throws made per game	13.9	10.3
<b>REBOUNDS</b>	1406	1335
Rebounds per game	39.1	37.1
Rebounding margin	+2.0	-
<b>ASSISTS</b>	462	418
Assists per game	12.8	11.6
<b>TURNOVERS</b>	457	411
Turnovers per game	12.7	11.4
Turnover margin	-1.3	-
Assist/turnover ratio	1.0	1.0
<b>STEALS</b>	209	238
Steals per game	5.8	6.6
<b>BLOCKS</b>	271	110
Blocks per game	7.5	3.1
<b>ATTENDANCE</b>	116,919	190,576

## INDIVIDUAL GAME HIGHS

<b>Points</b>	<b>32</b>
<i>Dee Bost vs LSU (02-13-10)</i>	
<b>Field Goals Made</b>	<b>12</b>
<i>Ravern Johnson vs UCLA (12-12-09)</i>	
<b>Field Goal Att.</b>	<b>21</b>
<i>Dee Bost vs. Kentucky (02-16-10)</i>	
<b>FG Pct (min 8 made)</b>	<b>1.000 (8-8)</b>
<i>Jarvis Varnado vs Rider (11-13-09)</i>	
<b>3-Point FG Made</b>	<b>7</b>
<i>Dee Bost vs Auburn (02-13-10)</i>	
<b>3-Point FG Att.</b>	<b>12</b>
<i>Dee Bost vs Auburn (02-13-10)</i>	
<i>Dee Bost vs Vanderbilt (02--3-10)</i>	
<b>3-Pt FG Pct (min 3 made)</b>	<b>1.000 (3-3)</b>
<i>Kodi Augustus at San Diego (12-31-09)</i>	
<i>Riley Benock vs Centenary (12-22-09)</i>	
<b>Free Throws Made</b>	<b>9</b>
<i>Jarvis Varnado vs Jackson State (03-16-10)</i>	
<i>Dee Bost at Ole Miss (01-09-10)</i>	
<i>Dee Bost at Western Kentucky (01-04-10)</i>	
<b>Free Throw Att.</b>	<b>17</b>
<i>Jarvis Varnado at Houston (12-19-09)</i>	
<b>FT Pct (min 8 made)</b>	<b>1.000 (8-8)</b>
<i>Kodi Augustus vs Old Dominion (11-28-09)</i>	
<i>Kodi Augustus vs Richmond (11-27-09)</i>	
<b>Rebounds</b>	<b>17</b>
<i>Jarvis Varnado at San Diego (12-31-09)</i>	
<i>Jarvis Varnado at Houston 912-19-09)</i>	
<b>Assists</b>	<b>11</b>
<i>Dee Bost vs Wright State (12-16-09)</i>	
<b>Steals</b>	<b>5</b>
<i>Barry Stewart vs Kentucky (02-16-10)</i>	
<b>Blocked Shots</b>	<b>10</b>
<i>Jarvis Varnado vs Arkansas (01-14-10)</i>	



# 2009-10 Box Scores



## GAME 1 — NOVEMBER 13, 2009

**Rider 88**  
**Mississippi State 74**

Humphrey Coliseum • Starkville, MS

Mississippi State senior Jarvis Varnado collected his 16th career double-double despite the Bulldogs dropping a 88-74 decision to Rider in front of 7,241 fans at Humphrey Coliseum.

Varnado recorded 22 points and grabbed 14 rebounds on the night as MSU dropped the opening game of the season for the first time since a 79-76 setback to Louisiana-Lafayette in 2002.

Varnado also tallied seven blocks and scored six of the game's first 11 points to give the Bulldogs an early nine-point advantage.

Dee Bost and Ravern Johnson also reached double figures, scoring 14 and 10 points, respectively.

State maintained the lead until the 45-second mark of the first half when a Mike Ringgold layup gave Rider a lead that it would never relinquish. Ringgold and Novar Gadson collected 21 points each to lead Rider.

The opener was marred by a Rider squad that went 30-of-59 (50 percent) from the field, including a sizzling 62-percent clip from the 3-point stripe.

Prior to tip, Mississippi State players, coaches, and support staff received their championship rings for winning the 2009 SEC Tournament in Tampa, Fla., while a permanent banner was unveiled in the rafters highlighting the achievement.

### Rider (1-0)

Player	FG	3FG	FT	RB	PF	PT	A	Min
Ringgold	10-19	0-0	1-4	6	2	21	1	39
Jackson	1-4	0-1	0-0	5	5	2	1	12
Thompson	6-12	4-6	0-2	3	2	16	2	39
Robinson	3-5	2-2	7-9	4	2	15	4	27
Gadson	7-11	2-2	5-7	11	1	21	2	37
Youngblood	0-4	0-2	4-4	3	4	4	2	21
Thompson	1-1	0-0	1-2	4	0	3	1	11
Mansell	2-3	2-3	0-0	0	1	6	0	8
Nd-Ezuma	0-0	0-0	0-0	0	1	0	0	1
Penn	0-0	0-0	0-0	0	1	0	1	5
<b>TOTALS</b>	<b>30-59</b>	<b>10-16</b>	<b>18-28</b>	<b>38</b>	<b>19</b>	<b>88</b>	<b>14</b>	<b>200</b>

### Mississippi State (0-1)

Player	FG	3FG	FT	RB	PF	PT	A	Min
Augustus	4-9	1-1	0-1	5	4	9	0	15
Varnado	8-8	0-0	6-8	14	3	22	2	36
Johnson	4-11	2-8	0-0	1	1	10	1	29
Bost	3-11	3-6	5-6	2	5	14	7	39
Stewart	2-10	2-7	1-4	3	3	7	3	37
Osby	2-3	0-0	0-0	3	1	4	0	11
Benock	0-2	0-2	0-0	0	0	0	1	4
Turner	3-6	2-3	0-0	5	2	8	1	25
Lewis	0-2	0-0	0-0	1	1	0	0	4
<b>TOTALS</b>	<b>26-62</b>	<b>10-27</b>	<b>12-19</b>	<b>37</b>	<b>20</b>	<b>74</b>	<b>15</b>	<b>200</b>

Halftime: Rider 44, MSU 42. FG%: MSU 41.9%, Rider 50.1%. 3FG%: MSU 37.0%, Rider 62.5%. FT%: MSU 63.2%, Rider 64.3%. Turnovers: MSU 12 (Varnado 4), Rider 6 (Thompson, Gadson 2). Blocked Shots: MSU 9 (Varnado 7), Rider 2 (Ringgold, Gadson 1). Steals: MSU 2 (Bost, Turner 1), Rider 5 (Gadson 3). Officials: Rick Crawford, James Barker, James Williams. Attendance: 7,241.

## GAME 2 — NOVEMBER 19, 2009

**Mississippi State 82**  
**Southeastern Louisiana 67**

Humphrey Coliseum • Starkville, MS

All-SEC center Jarvis Varnado fell just short of his second career triple-double and tied for a game-high 20 points to power Mississippi State to its first win of the season, an 82-67 victory against Southeastern Louisiana at Humphrey Coliseum.

Varnado recorded his second-straight 20-point effort and swatted eight shots to go along with his nine rebounds.

Notching the game's only double-double was junior guard Phil Turner, who had 14 rebounds and 10 points.

Also scoring in double-digits were Ravern Johnson (17), Barry Stewart (13) and Dee Bost (10).

Leading SELU was center Patrick Sullivan, who shot 9-of-21 from the field to score 20 points.

The Bulldogs never trailed and led 41-29 at the break.

In a hard-fought second half, SELU orchestrated a 10-2 run sparked by a Patrick Sullivan layup to close the MSU lead to just 59-51 with 10:43 left. A trey from Bost ended the stretch, and the Bulldogs scored seven-straight capped by a Stewart trey to ice the win.

With the victory, Mississippi State avoided its first 0-2 start since opening the 1967-68 campaign 0-2

### Southeastern Louisiana (2-1)

Player	FG	3FG	FT	RB	PF	PT	A	Min
Marks	2-4	0-0	1-2	6	4	5	3	29
Sullivan	9-21	0-0	2-2	7	3	20	0	35
Hutchin	5-14	4-8	0-0	2	1	14	0	25
Fortenberry	2-7	0-3	0-0	2	2	4	2	28
Patterson	0-0	0-0	2-2	2	2	2	4	18
Jones	3-4	2-3	0-0	2	1	8	2	21
Ndoumba	0-1	0-0	0-0	2	2	0	0	13
Forest	2-11	0-3	2-3	4	3	6	0	21
Dixon	3-4	2-3	0-0	1	1	8	1	10
<b>TOTALS</b>	<b>26-66</b>	<b>8-20</b>	<b>7-9</b>	<b>30</b>	<b>19</b>	<b>67</b>	<b>12</b>	<b>200</b>

### Mississippi State (1-1)

Player	FG	3FG	FT	RB	PF	PT	A	Min
Varnado	6-8	0-0	8-10	9	1	20	1	30
Johnson	7-13	3-6	0-0	3	2	17	0	31
Bost	3-5	2-3	2-5	5	1	10	4	32
Stewart	4-11	1-5	4-4	3	1	13	1	32
Turner	3-12	2-6	2-2	14	1	10	3	34
Osby	2-5	1-2	0-0	4	1	5	1	13
Benock	1-3	0-2	0-0	2	1	2	1	15
Luczak	1-1	1-1	0-0	0	0	3	0	1
Lewis	1-3	0-0	0-0	2	1	2	0	7
Bailey	0-1	0-0	0-0	0	0	0	0	1
Parker	0-0	0-0	0-0	0	0	0	0	1
Price	0-0	0-0	0-0	0	0	0	0	1
<b>TOTALS</b>	<b>28-62</b>	<b>10-25</b>	<b>16-21</b>	<b>47</b>	<b>9</b>	<b>82</b>	<b>12</b>	<b>200</b>

Halftime: MSU 41, SELU 29. FG%: MSU 45.2%, SELU 39.4%. 3FG%: MSU 40.0%, SELU 40.0%. FT%: MSU 76.2%, SELU 77.8%. Turnovers: MSU 13 (Bost, Turner 3), SELU 11 (Sullivan 3). Blocked Shots: MSU 10 (Varnado 8), SELU 7 (Sullivan 3). Steals: MSU 9 (Varnado 3), SELU 5 (Patterson 3). Officials: Ted Valentine, Doug Simons, Carlos Gonzalez. Attendance: 4,544.

## GAME 3 — NOVEMBER 21, 2009

**Mississippi State 67**  
**Bethune-Cookman 51**

Humphrey Coliseum • Starkville, MS

Jarvis Varnado swatted 4 shots to become the SEC's all-time leading shot-blocker as Mississippi State cruised to a 67-51 victory against the Bethune-Cookman Wildcats to improve to 2-1 on the young year.

Varnado surpassed Shaquille O'Neals' previous SEC record of 412 set in the early 1990s and now has batted 413 shots in his career. The all-star senior also recorded 10 points and 10 rebounds for his second double-double in the season's first three games.

Three other Bulldogs also scored 10 points, including senior Barry Stewart, who also handed out 4 assists.

Albert Abrahams registered the game's other double-double for the Wildcats with 15 points and 11 rebounds.

The first half saw several lead changes before two Romero Osby free throws sparked a 10-0 MSU run.

The Bulldogs led 31-24 at the half.

State saw BCU quickly close the gap to just 33-30 but responded with an 8-0 run capped by a Varnado layup that put the game out of reach for good. Varnado brought down the SEC's all-time career blocks record with a reject of an Abrahams jumper with 10:20 remaining in the second half.

### Bethune-Cookman (1-3)

Player	FG	3FG	FT	RB	PF	PT	A	Min
Starling	2-3	0-0	0-0	6	1	4	2	24
Adams	0-1	0-0	4-4	0	4	4	0	10
Reed	4-19	1-4	0-0	1	1	9	4	38
Elliott	0-3	0-0	2-2	4	2	2	0	21
Jones	3-7	0-2	0-0	4	0	6	1	22
Thomas	1-3	1-2	0-0	2	1	3	1	23
Abrahams	6-11	0-0	3-5	11	3	15	1	26
Bryant	0-0	0-0	2-2	0	0	2	0	2
Anusionwu	0-0	0-0	0-0	0	1	0	0	2
Dukes	2-4	2-4	0-0	0	2	6	0	16
Williford	0-1	0-0	0-0	1	0	0	0	16
<b>TOTALS</b>	<b>18-52</b>	<b>4-12</b>	<b>11-13</b>	<b>32</b>	<b>15</b>	<b>51</b>	<b>9</b>	<b>200</b>

### Mississippi State (2-1)

Player	FG	3FG	FT	RB	PF	PT	A	Min
Varnado	4-11	0-0	2-5	10	0	10	2	31
Johnson	4-10	2-6	0-0	2	0	10	0	26
Bost	2-7	2-4	4-4	4	0	10	2	31
Stewart	3-6	2-4	2-2	1	1	10	4	31
Turner	4-7	1-1	0-0	5	3	9	2	22
Osby	2-6	0-2	3-4	6	1	7	3	24
Parker	0-1	0-0	0-0	0	1	0	0	1
Benock	2-4	1-3	0-0	2	0	5	0	19
Luczak	0-0	0-0	0-0	0	1	0	0	1
Price	0-0	0-0	0-0	5	0	0	0	1
Lewis	3-4	0-0	0-0	2	1	6	0	13
<b>TOTALS</b>	<b>24-56</b>	<b>8-20</b>	<b>11-15</b>	<b>37</b>	<b>8</b>	<b>67</b>	<b>13</b>	<b>200</b>

Halftime: MSU 31, BCU 24. FG%: MSU 42.9%, BCU 34.6%. 3FG%: MSU 40.0%, BCU 33.3%. FT%: MSU 73.3%, BCU 84.6%. Turnovers: MSU 13 (Bost 5), BCU 15 (Reed 4). Blocked Shots: MSU 9 (Varnado 4), BCU 4 (Reed 2). Steals: MSU 8 (Johnson, Bost, Turner, Benock 2), BCU 9 (Reed 3). Officials: James Barker, Jeremy Mosier, Chuck Jones. Attendance: 3,721.

2010-11 BULLDOG BASKETBALL



## GAME 4 — NOVEMBER 24, 2009

**Mississippi State** 70  
**Texas-Pan American** 55

Humphrey Coliseum • Starkville, MS

For the third time in four games, All-SEC senior Jarvis Varnado registered a double-double as the Mississippi State Bulldogs rode a tight second-half defense to post a 75-50 victory against Texas-Pan American.

Varnado totaled 12 points, collected a season-high 15 rebounds and tied a season-high 8 blocks to lead MSU.

Three other Bulldogs scored in double-digits, including sophomore point guard Dee Bost (13), senior Barry Stewart (12) and junior Ravern Johnson (11).

Junior Nick Weiermiller and senior Luis Valera led the Broncos with 8 points each.

While MSU never trailed in the contest, it saw its 25-14 lead with 10 minutes remaining in the first half shrink to just two points with three left before the break. MSU finished on a 9-2 run to go up 42-33 at the break.

The Bulldogs tightened the defense in the second half, allowing just 17 points and scoring 33 of their own.

State finished shooting a season-high 52.6 percent from the floor and held the Broncos to just a 29.2 percent effort. The Bulldogs also blocked 14 shots in the winning effort to go along with their 8 steals, with Phil Turner collecting a game-high 3.

### Texas-Pan American (0-5)

Player	FG	3FG	FT	RB	PF	PT	A	Min
Valera	4-10	0-0	0-0	5	1	8	0	21
Hearn	2-7	1-2	1-2	4	1	6	2	23
Maree	0-2	0-0	3-4	2	4	3	2	22
Weiermiller	3-10	2-6	0-0	4	0	8	1	30
Smith	2-5	1-4	0-0	5	2	5	1	21
Hawkins	3-9	0-0	1-2	3	3	7	0	16
Urbanus	1-6	1-2	0-0	0	0	3	1	25
Jones	1-4	1-4	0-0	1	0	3	0	10
Seagers	0-2	0-2	0-0	1	0	0	0	2
Hendrix	3-8	1-1	0-0	2	1	7	0	20
Couch	0-1	0-0	0-0	0	2	0	0	18
Trader	0-1	0-0	0-0	1	1	0	0	2
<b>TOTALS</b>	<b>19-65</b>	<b>7-21</b>	<b>5-8</b>	<b>33</b>	<b>15</b>	<b>50</b>	<b>7</b>	<b>200</b>

### Mississippi State (3-1)

Player	FG	3FG	FT	RB	PF	PT	A	Min
Varnado	6-8	0-0	0-2	15	2	12	1	27
Johnson	4-8	2-5	1-1	3	4	11	0	25
Bost	4-10	2-6	3-3	6	1	13	4	30
Stewart	5-10	2-5	0-0	2	1	12	0	31
Turner	2-5	1-3	0-0	3	2	5	2	22
Osby	3-6	1-2	1-1	2	1	8	2	15
Parker	1-1	0-0	0-0	0	0	2	0	1
Benock	0-0	0-0	0-0	1	0	0	0	12
Luczak	0-0	0-0	0-0	1	0	0	0	2
Price	0-0	0-0	0-0	0	0	0	0	1
Augustus	4-7	1-1	0-0	8	1	9	0	21
Lewis	1-1	0-0	0-0	1	0	2	0	9
Bailey	0-1	0-0	1-4	0	0	1	0	4
<b>TOTALS</b>	<b>30-57</b>	<b>9-22</b>	<b>6-11</b>	<b>45</b>	<b>12</b>	<b>75</b>	<b>9</b>	<b>200</b>

Halftime: MSU 42, TPAU 33. FG%: MSU 52.6%, TPAU 29.2%. 3FG%: MSU 40.9%, TPAU 33.3%. FT%: MSU 54.5%, TPAU 62.5%. Turnovers: MSU 16 (Johnson 5), TPAU 11 (Maree 3). Blocked Shots: MSU 14 (Varnado 8), TPAU 2 (Valera, Hendrix). Steals: MSU 8 (Turner 3), TPAU 6 (Smith 3). Officials: Steve Coleman, Ron Groover, Brian Shey. Attendance: 3,214.

## GAME 5 — NOVEMBER 27, 2009

**Richmond** 63  
**Mississippi State** 62

South Padre Convention Center • South Padre, TX

After finding itself down by as many as 14 points to Richmond on numerous occasions in the semifinals of the South Padre Island Invitational, Mississippi State fought back and seemed to take control late in the game.

But with 9.8 seconds remaining and his team trailing by one, Spiders guard Kevin Anderson nailed a 15-foot jumper to lift Richmond to a stunning 63-62 victory following two missed free throws by Dee Bost.

The loss snapped MSU's three-game winning streak.

Despite putting itself in an early hole, the Bulldogs battled back and closed the gap to 35-32 at the break on a putback by Phil Turner right before time expired.

The Spiders, though, regained the early momentum in the second half and pushed their lead back to 10. But as they did the first half, MSU came storming back.

That persistence paid off with 10:22 left on two free throws by Kodi Augustus that tied the game at 49-apiece. Augustus, who finished with 13 points, later gave the Bulldogs its first lead at 55-53 with two more free throws at the 7:36 mark.

State then built its biggest advantage at 62-57 on a short jumper by Ravern Johnson, who totaled a team-high 15 points.

### Richmond (5-1)

Player	FG	3FG	FT	RB	PF	PT	A	Min
Gonzalez	-7	2-5	1-3	4	1	9	4	37
Anderson	5-12	0-3	2-2	4	1	12	3	39
Harper	3-3	2-2	1-2	2	3	9	2	19
Geriot	3-10	1-4	0-0	2	3	7	5	35
Butler	6-10	2-4	5-5	4	4	19	0	34
Garrett	0-0	0-0	0-0	1	5	0	0	7
Duinker	1-1	1-1	2-2	1	2	5	0	8
Smith	1-1	0-0	0-0	2	3	2	0	21
<b>TOTALS</b>	<b>22-44</b>	<b>8-19</b>	<b>11-14</b>	<b>24</b>	<b>22</b>	<b>63</b>	<b>16</b>	<b>200</b>

### Mississippi State (3-2)

Player	FG	3FG	FT	RB	PF	PT	A	Min
Varnado	2-6	0-0	4-4	6	4	8	0	23
Johnson	6-11	3-6	0-0	6	1	15	1	31
Bost	1-7	1-5	2-4	3	3	5	4	35
Stewart	4-10	4-6	1-2	3	1	13	0	35
Turner	2-8	0-3	0-0	9	0	4	2	23
Augustus	2-7	1-2	8-8	6	4	13	0	25
Osby	1-1	0-0	2-4	1	1	4	0	8
Benock	0-3	0-3	0-1	1	0	0	0	10
Lewis	0-0	0-0	0-0	2	2	0	0	6
Bailey	0-1	0-0	0-0	0	1	0	0	4
<b>TOTALS</b>	<b>18-54</b>	<b>9-25</b>	<b>17-23</b>	<b>41</b>	<b>15</b>	<b>62</b>	<b>10</b>	<b>200</b>

Halftime: MSU 32, Richmond 35. FG%: MSU 33.3%, Richmond 50.0%. 3FG%: MSU 36.0%, Richmond 42.1%. FT%: MSU 73.9%, Richmond 78.6%. Turnovers: MSU 13 (Stewart 5), Richmond 13 (Geriot, Garrett 3). Blocked Shots: MSU 1 (Varnado 1), Richmond 1 (Smith 1). Steals: MSU 0, Richmond 5 (Anderson 3). Officials: Bill Gracey, Larry Spaulding, Brent Dugas. Attendance: 585.

## GAME 6 — NOVEMBER 28, 2009

**Mississippi State** 69  
**Old Dominion** 55

South Padre Convention Center • South Padre, TX

Sophomore point guard Dee Bost tied career highs with 25 points and six made treys to help the Mississippi State Bulldogs to a 69-55 victory against the Old Dominion Monarchs to claim the consolation game of the South Padre Island Invitational, amending the loss to Richmond the night before.

Bost drained 6 of his 9 three-point attempts, grabbed four rebounds and handed out four assists.

After dislocating his finger twice in the first half, All-SEC senior Jarvis Varnado saw just 19 minutes of action but shot 6-of-7 from the field to score 15 points and claim six rebounds. Fellow senior Barry Stewart and junior Kodi Augustus each contributed 10 points to wrap up four Bulldogs in double digits.

Senior forward Gerald Lee led ODU with 20 points on 9-of-14 shooting.

The Monarchs scored the game's first four points and the Bulldogs saw a back-and-forth first half. State built a 30-18 lead before ODU closed the gap to 36-28 by halftime.

Despite seeing its lead drop to just 50-47 with 10:47 remaining, Mississippi State never trailed in the second half. The Bulldogs reeled off a 14-3 run to secure a 64-50 lead with under a minute to go.

### Old Dominion (4-2)

Player	FG	3FG	FT	RB	PF	PT	A	Min
James	3-11	3-6	0-0	3	3	9	3	27
Lee	9-15	0-0	2-2	3	4	20	0	26
Hassell	2-6	0-0	0-0	2	4	4	1	24
Neely	1-5	1-4	0-0	3	2	3	3	25
Finney	3-7	1-4	3-4	6	2	10	3	32
Wright	0-0	0-0	0-0	0	0	0	0	2
Iliadis	1-2	0-1	0-0	0	1	2	0	4
Cooper	0-1	0-0	0-0	2	1	0	0	11
De Lancey	2-2	0-0	0-0	0	0	4	3	13
Bazemore	1-3	0-1	1-2	1	4	3	1	20
Carter	0-6	0-2	0-0	5	2	0	0	16
<b>TOTALS</b>	<b>22-58</b>	<b>5-18</b>	<b>6-8</b>	<b>33</b>	<b>23</b>	<b>55</b>	<b>14</b>	<b>200</b>

### Mississippi State (4-2)

Player	FG	3FG	FT	RB	PF	PT	A	Min
Varnado	6-7	0-0	3-5	6	2	15	0	19
Johnson	2-6	2-5	0-0	3	0	6	3	26
Bost	8-13	6-9	3-4	4	0	25	4	37
Stewart	3-10	1-7	3-3	3	1	10	3	34
Turner	1-2	0-1	0-0	6	1	2	0	26
Augustus	1-4	0-1	8-8	7	3	10	2	24
Osby	0-1	0-0	1-2	1	2	1	0	14
Benock	0-0	0-0	0-0	0	0	0	0	10
Lewis	0-1	0-0	0-0	0	0	0	0	4
Bailey	0-1	0-0	0-1	0	1	0	0	6
<b>TOTALS</b>	<b>21-45</b>	<b>9-23</b>	<b>18-23</b>	<b>33</b>	<b>10</b>	<b>69</b>	<b>12</b>	<b>200</b>

Halftime: MSU 36, OD 28. FG%: MSU 46.7%, OD 37.9%. 3FG%: MSU 39.1%, OD 27.8%. FT%: MSU 78.3%, OD 75.0%. Turnovers: MSU 11 (Benock 3), OD 10 (James, Lee, 3). Blocked Shots: MSU 5 (Varnado 5), OD 0. Steals: MSU 3 (Augustus 2), OD 5 (5 players with 1). Officials: Brent Dugas, Brad Batt, Darren George. Attendance: 543.



# 2009-10 Box Scores



## GAME 7 — DECEMBER 5, 2009

**Mississippi State** 105  
**St. Bonaventure** 53

Humphrey Coliseum • Starkville, MS

All-SEC senior Jarvis Varnado scored 14 points to become the 31st member of Mississippi State's 1,000-point club en route to a 105-53 victory against St. Bonaventure at Humphrey Coliseum.

Varnado also claimed eight rebounds, four blocks and three steals.

The 52-point win tied the largest margin of victory for a Rick Stansbury-coached team in his 12 years at the helm.

The Bonnies entered the game atop the national rankings in field-goal percentage (55.1), but hit just 23-of-69 shots.

Conversely, SBU's opponents were averaging just 57.0 points per game, but State had racked up 56 by halftime and nearly doubled that mark.

Mississippi State also tied the all-time school record of 16 three-pointers made after shooting 16-of-28 from long-range. MSU outrebounded its opponent for the fifth time this season, 44-31.

For the fourth time this season, at least four Bulldog players recorded double-digit scoring, as five State players did Saturday.

Junior guard Ravern Johnson had a season-high 18 points, while Dee Bost totaled 17 to go along with his eight rebounds and seven assists. Kodi Augustus had 17 points and Barry Stewart poured in 13.

### St. Bonaventure (4-3)

Player	FG	3FG	FT	RB	PF	PT	A	Min
Cook	1-4	0-0	0-1	1	1	2	0	18
Nicholson	2-12	0-0	0-0	5	1	4	0	24
Matthews	2-7	1-3	0-0	0	1	5	1	25
Hall	1-3	0-0	0-0	2	2	2	1	20
Eleby	4-11	0-1	2-2	7	2	10	3	26
Adegboye	5-12	1-3	2-2	0	1	13	1	32
Conger	1-5	0-1	0-0	4	0	2	1	14
Leonard	0-3	0-1	0-2	1	0	0	0	4
Davenport	3-6	0-1	0-0	0	1	6	0	13
Simmons	2-4	0-1	1-2	6	5	5	0	11
Roseboro	2-2	0-0	0-0	2	4	4	0	13
<b>TOTALS</b>	<b>23-69</b>	<b>2-11</b>	<b>5-9</b>	<b>31</b>	<b>18</b>	<b>53</b>	<b>7</b>	<b>200</b>

### Mississippi State (5-2)

Player	FG	3FG	FT	RB	PF	PT	A	Min
Augustus	4-5	3-4	6-8	5	1	17	1	24
Varnado	5-7	0-0	4-5	8	1	14	1	21
Johnson	7-11	4-6	0-0	5	0	18	3	24
Bost	6-9	5-7	0-0	8	4	17	7	24
Stewart	6-12	1-5	0-0	4	2	13	7	33
Osby	2-3	0-0	1-3	5	1	5	0	17
Parker	0-2	0-1	0-0	0	1	0	0	3
Benock	3-4	3-4	0-0	0	0	9	5	16
Luczak	0-0	0-0	0-0	0	1	0	0	3
Price	0-0	0-0	0-0	2	0	0	0	2
Turner	2-5	0-1	1-1	0	3	5	1	18
Lewis	2-4	0-0	3-4	5	0	7	0	15
<b>TOTALS</b>	<b>37-62</b>	<b>16-28</b>	<b>15-21</b>	<b>44</b>	<b>14</b>	<b>105</b>	<b>25</b>	<b>200</b>

Halftime: MSU 56, SBU 22. FG%: MSU 59.7%, SBU 33.3%. 3FG%: MSU 57.1%, SBU 18.2%. FT%: MSU 71.4%, SBU 55.6%. Turnovers: MSU 11 (Osby 3), SBU 12 (Eleby 4). Blocked Shots: MSU 10 (Varnado 4), SBU 4 (Simmons 3). Steals: MSU 7 (Varnado 3), SBU 5 (5 players with 1). Officials: Gary Maxwell, Tracy Woodson, Frank Scagliotta. Attendance: 3,344.

## GAME 8 — DECEMBER 10, 2009

**Mississippi State** 76  
**DePaul** 45

St. Pete Times Forum • Tampa, FL

Mississippi State's second participation in the SEC/Big East Challenge turned out much better as it cruised to a 76-45 victory against DePaul at the St. Pete Times Forum in Tampa.

MSU also continued its magic in the Forum, the same venue where it captured the 2009 SEC Tournament, by winning its fifth-straight game in the building.

It was also the Bulldogs' first win ever against DePaul.

For MSU, Kodi Augustus started things by hitting back-to-back 3-point baskets. Those shots were certainly a tone-setter for the evening. After tying a school-record with 16 3-point baskets against St. Bonaventure, the Bulldogs followed that up with nine of their 12 made 3-pointers in the first half.

In the first 20 minutes, State also got four trays from Ravern Johnson, as well as single 3-point baskets from Romero Osby and Dee Bost. The Bulldogs did not get their first 2-point basket in the first half until a Romero Osby basket at 1:37.

Johnson paced MSU's offensive attack with 17 points. Also in double figures were Osby with 13, followed by Stewart and Varnado with 12 points and Augustus with 11. Varnado also had a team-high 14 rebounds to become the seventh Bulldog to pull down 800-career boards.

### DePaul (5-3)

Player	FG	3FG	FT	RB	PF	PT	A	Min
Hill	3-9	1-1	0-2	4	4	7	0	29
Stulu	1-2	1-2	0-0	4	4	3	0	14
Wallace	7-16	0-0	1-5	2	3	15	0	27
Kelly	1-3	1-2	0-0	2	2	3	1	24
Walker	5-21	2-8	0-0	4	1	12	1	36
Bizoukas	1-4	0-1	3-3	1	2	5	0	23
Stovall	0-6	0-2	0-0	1	1	0	3	16
Rogers	0-0	0-0	0-0	1	0	0	1	6
Belcaster	0-0	0-0	0-0	0	0	0	0	1
Freeland	0-0	0-0	0-0	0	0	0	0	3
Faber	0-1	0-0	0-0	0	2	0	0	11
Siggins	0-2	0-2	0-0	2	0	0	0	10
<b>TOTALS</b>	<b>18-64</b>	<b>5-18</b>	<b>4-10</b>	<b>36</b>	<b>19</b>	<b>45</b>	<b>6</b>	<b>200</b>

### Mississippi State (6-2)

Player	FG	3FG	FT	RB	PF	PT	A	Min
Augustus	3-4	2-3	3-3	3	2	11	0	17
Varnado	4-5	0-0	4-6	14	0	12	0	26
Johnson	5-8	4-6	0-0	3	2	14	0	22
Bost	1-6	1-4	1-2	3	2	4	4	30
Stewart	3-10	2-4	4-5	3	2	12	2	30
Osby	4-9	1-3	4-4	7	0	13	1	17
Parker	0-0	0-0	0-0	1	0	0	0	1
Benock	2-5	2-5	0-0	2	0	6	1	20
Luczak	0-0	0-0	0-0	1	1	0	0	2
Price	1-1	0-0	0-0	0	0	2	0	1
Turner	1-6	0-4	0-0	5	0	2	5	20
Lewis	0-1	0-0	0-2	4	3	0	0	14
<b>TOTALS</b>	<b>24-55</b>	<b>12-29</b>	<b>16-22</b>	<b>49</b>	<b>12</b>	<b>76</b>	<b>13</b>	<b>200</b>

Halftime: MSU 35, DU 15. FG%: MSU 43.6%, DU 28.1%. 3FG%: MSU 41.4%, DU 27.8%. FT%: MSU 72.7%, DU 40.0%. Turnovers: MSU 17 (Bost 5), DU 12 (Wallace, Kelly 3). Blocked Shots: MSU 7 (Varnado 3), DU 1 (Hill). Steals: MSU 6 (Turner 2), DU 10 (Wallace 3). Officials: Tony Greene, Mike Kitts, Doug Shows. Attendance: 9,353.

## GAME 9 — DECEMBER 12, 2009

**Mississippi State** 72  
**UCLA** 54

Honda Center • Anaheim, CA

Mississippi State completed its coast-to-coast road swing with another impressive basketball victory Saturday, a 72-54 romp against UCLA at the 16th annual John R. Wooden Classic played in the Honda Center.

It was MSU's first win against the Bruins in two tries. Their only other meeting came in the 1995 NCAA Tournament, won by UCLA, 86-67.

For a second straight game, the Bulldogs started strong and were never tied or behind in the contest. Ravern Johnson scored a 2-point basket and Barry Stewart drilled a 3-point basket, leading to a quick 5-0 lead.

Three-point baskets by Stewart and Ravern Johnson sparked an 8-0 run as MSU sprinted to a 17-7 advantage. The Bulldogs kept up the defensive pressure, forcing a pair of turnovers to again spark a 9-0 run. A putback by Johnson capped that run, giving the Bulldogs a 32-14 advantage with 5:23 left in the opening half.

MSU kept the early offensive momentum it had established and eased into a halftime with a 40-19 advantage.

In the second half, MSU kept the rhythm. Another 3-point basket by Johnson capped a half-opening 5-0 run as the Bulldogs built a 45-19 advantage. The Bulldogs held a 20-plus point lead for the opening 10 minutes of the final half.

### Mississippi State (7-2)

Player	FG	3FG	FT	RB	PF	PT	A	Min
Augustus	3-5	1-2	0-1	2	2	7	0	22
Varnado	5-11	0-0	3-6	11	2	13	0	34
Johnson	12-15	5-8	0-0	7	0	29	0	31
Bost	0-6	0-4	2-2	6	1	2	7	34
Stewart	2-11	2-7	0-0	2	1	6	4	37
Osby	1-1	0-0	0-0	2	0	2	0	8
Parker	0-0	0-0	0-1	0	0	0	0	1
Benock	1-2	1-1	0-0	1	0	3	0	8
Luczak	0-0	0-0	0-0	0	0	0	0	1
Price	0-0	0-0	0-0	0	0	0	0	1
Turner	2-6	0-2	2-2	3	1	6	0	17
Lewis	2-2	0-0	0-2	1	1	4	0	6
<b>TOTALS</b>	<b>28-59</b>	<b>9-24</b>	<b>7-12</b>	<b>39</b>	<b>8</b>	<b>72</b>	<b>11</b>	<b>200</b>

### UCLA (2-6)

Player	FG	3FG	FT	RB	PF	PT	A	Min
Nelson	1-5	0-0	3-6	8	0	5	1	25
Dragovic	0-9	0-5	0-0	1	2	0	1	29
Lee	6-13	1-4	3-6	6	1	16	2	36
Anderson	2-4	0-0	0-0	2	3	4	3	25
Roll	7-14	3-6	0-0	6	2	17	2	32
Moser	1-2	0-1	0-0	1	2	2	1	4
Trapani	0-1	0-1	0-0	0	0	0	0	1
Keefe	0-0	0-0	0-0	1	2	0	0	5
Lane	0-0	0-0	0-0	0	0	0	1	8
Morgan	2-5	0-0	0-0	3	0	4	0	14
Honeycutt	3-10	0-3	0-1	8	1	6	1	21
<b>TOTALS</b>	<b>22-63</b>	<b>4-20</b>	<b>6-13</b>	<b>41</b>	<b>13</b>	<b>54</b>	<b>12</b>	<b>200</b>

Halftime: MSU 40, UCLA 19. FG%: MSU 47.5%, UCLA 34.9%. 3FG%: MSU 37.5%, UCLA 20.0%. FT%: MSU 58.3%, UCLA 46.2%. Turnovers: MSU 12 (Bost 3), UCLA 10 (Honeycutt 3). Blocked Shots: MSU 8 (Varnado 7), UCLA 1 (Morgan). Steals: MSU 5 (Turner 3), UCLA 7 (Nelson 2). Officials: Mike Stuart, Mike Nance, Doug Simmons. Attendance: 13,043.

2010-11 BULLDOG BASKETBALL



## GAME 10 — DECEMBER 16, 2009

**Mississippi State** 80  
**Wright State** 69

Humphrey Coliseum • Starkville, MS

Barry Stewart found his stroke to the tune of a season-high 21 points to lift Mississippi State to its fifth-straight victory, an 80-69 win against Wright State.

Stewart brought down season-highs in both field goals (8) and treys (5) and added 3 rebounds.

Leading the SEC in field-goal shooting, all-SEC senior Jarvis Varnado added 17 points on 6-of-6 shooting to go along with his six blocks.

Junior Ravern Johnson's 13 points and sophomore forward Romero Osby's 10 rounded out State scorers in double digits. Sophomore point guard Dee Bost handed out a career-high 11 assists.

Wright State's Troy Tabler recorded a game-high 22 points on 6-of-12 shooting from behind the arc.

The first half was one of several runs as MSU took a 43-31 lead into halftime.

The two teams combined for five-straight made treys out of the break, but the Raiders could never shrink the lead to less than nine the remainder of the game.

MSU drained a season-high 63.0 percent of their shots, the fourth-best mark of any team under Stansbury's tenure, while limiting WSU to 34.8 percent shooting.

### Wright State (6-4)

Player	FG	3FG	FT	RB	PF	PT	A	Min
Cooperwood	2-6	0-3	0-0	4	4	4	0	26
Thomas	5-8	4-6	0-0	1	1	14	0	24
Tabler	7-13	6-12	2-2	3	1	22	4	37
Brown	4-17	2-6	2-2	4	1	12	4	39
Duggins	4-11	2-6	0-0	1	1	10	4	39
Land	1-4	0-1	2-2	4	4	4	1	15
Darkwa	0-0	0-0	0-0	1	0	0	0	1
Grote	0-6	0-1	2-2	4	2	2	1	14
Cartharn	0-0	0-0	0-0	1	0	0	0	3
Kock	0-1	0-1	1-2	1	0	1	0	2
<b>TOTALS</b>	<b>23-66</b>	<b>14-36</b>	<b>9-10</b>	<b>28</b>	<b>15</b>	<b>69</b>	<b>14</b>	<b>200</b>

### Mississippi State (8-2)

Player	FG	3FG	FT	RB	PF	PT	A	Min
Augustus	1-4	1-4	2-2	5	1	5	1	27
Varnado	6-6	0-0	5-8	8	1	17	0	30
Johnson	5-7	3-4	0-0	5	1	13	1	32
Bost	3-9	1-5	0-0	6	1	7	11	33
Stewart	8-11	5-7	0-0	3	2	21	1	33
Osby	4-4	2-2	0-0	2	0	10	0	9
Parker	0-0	0-0	0-0	0	0	0	0	1
Benock	0-0	0-0	0-0	0	4	0	1	11
Luczak	0-0	0-0	0-0	0	0	0	0	1
Price	0-0	0-0	0-0	0	0	0	0	1
Turner	0-3	0-3	3-4	1	2	3	1	16
Lewis	2-2	0-0	0-0	2	0	4	0	5
Riek	0-0	0-0	0-0	0	0	0	0	1
<b>TOTALS</b>	<b>29-46</b>	<b>12-25</b>	<b>10-14</b>	<b>34</b>	<b>12</b>	<b>80</b>	<b>16</b>	<b>200</b>

Halftime: MSU 43, WSU 31. FG%: MSU 63.0%, WSU 34.8%. 3FG%: MSU 48.0%, WSU 38.9%. FT%: MSU 71.4%, WSU 90.0%. Turnovers: MSU 18 (Bost, Osby 4), WSU 10 (Tabler 4). Blocked Shots: MSU 13 (Varnado 6), WSU 0. Steals: MSU 5 (Augustus, Stewart 2), WSU 7 (Cooperwood 2). Officials: Tom Eades, Jamie Luckie, Tracy Woodson. Attendance: 4,721.

## GAME 11 — DECEMBER 19, 2009

**Mississippi State** 70  
**Houston** 64

Hofheinz Pavilion • Houston, TX

Mississippi State scored the final six points of the game en route to a come-from-behind 70-64 win at Houston.

Barry Stewart hit a 4-foot jump shot with 34 seconds left to break a 64-all tie. The Cougars then were denied on their next possession with Jarvis Varnado grabbing the rebound. On the other end, Varnado hit a pair of free throws before slamming the door shut on the Cougars with his fifth blocked shot. Ravern Johnson came away with possession and hit two key free throws.

Houston entered the contest averaging better than 86 points per game - good for fifth in the nation. However, the Cougars found the going tough against the MSU defense.

In the opening half, Houston started strong, taking a 21-13 advantage midway through. But MSU turned up the defensive pressure to make it 34-all at the half.

MSU sprinted to its largest lead by scoring the first nine points of the second half. UH did not score for the first 4:44 of the final half. After a 3-point basket by Kodi Augustus gave MSU a 43-34 lead, Houston responded with an 8-0 run of its own.

State still maintained the lead until a putback by Kelvin Lewis put Houston on top 53-52 with 6:49 left in the contest.

### Mississippi State (9-2)

Player	FG	3FG	FT	RB	PF	PT	A	Min
Augustus	3-8	1-2	0-0	16	2	7	0	20
Varnado	3-11	0-0	7-17	17	3	13	0	34
Johnson	5-14	3-10	2-2	4	1	15	1	38
Bost	4-9	2-4	5-5	6	0	15	6	38
Stewart	6-12	1-4	1-2	5	3	14	0	37
Osby	0-0	0-0	0-0	1	1	0	0	2
Benock	0-0	0-0	0-0	2	3	0	1	6
Turner	1-3	1-2	2-2	4	1	5	0	21
Lewis	0-0	0-0	1-2	1	0	1	0	4
<b>TOTALS</b>	<b>22-57</b>	<b>8-22</b>	<b>18-30</b>	<b>59</b>	<b>14</b>	<b>70</b>	<b>8</b>	<b>200</b>

### Houston (5-3)

Player	FG	3FG	FT	RB	PF	PT	A	Min
Van Slyke	1-5	1-2	0-0	3	4	3	1	9
Lewis	7-17	4-10	0-0	4	3	18	0	39
Wade	0-4	0-1	0-0	3	1	0	6	33
A. Coleman	10-31	3-8	5-11	12	1	28	2	40
Brown	1-11	1-7	0-0	1	0	3	1	31
S. Coleman	0-1	0-1	0-0	0	4	0	0	3
Nixon	2-4	1-2	0-1	0	3	5	0	15
McNeil	2-3	0-0	0-0	4	1	4	0	8
Haywood	0-0	0-0	0-0	0	1	0	0	1
Broughton	1-1	0-0	1-2	6	5	3	1	18
Washington	0-0	0-0	0-0	0	0	0	0	3
<b>TOTALS</b>	<b>24-77</b>	<b>10-31</b>	<b>6-14</b>	<b>39</b>	<b>23</b>	<b>64</b>	<b>11</b>	<b>200</b>

Halftime: MSU 34, UH 34. FG%: MSU 38.6%, UH 31.2%. 3FG%: MSU 36.4%, UH 32.3%. FT%: MSU 60.0%, UH 42.9%. Turnovers: MSU 19 (Bost 7), UH 6 (Lewis 2). Blocked Shots: MSU 6 (Varnado 5), UH 0. Steals: MSU 5 (Bost 2), UH 7 (three with 3). Officials: Gary Maxwell, Patrick Adams, Lee Cassell. Attendance: 3,422.

## GAME 12 — DECEMBER 22, 2009

**Mississippi State** 88  
**Centenary** 51

Mississippi Coliseum • Jackson, MS

Mississippi State dominated once again in the state capital behind Ravern Johnson's 20 points en route to 88-51 victory against the Centenary Gents at Mississippi Coliseum.

With the win, MSU improved to 8-0 all-time against the Gents.

The Bulldogs also got excellent play from its bench, which contributed a season-high 31 points.

Junior guard Riley Benock led the bench with 9 points on 3-of-3 shooting from beyond the arc, while Johnson matched his season high with 5 three-pointers.

Senior Barry Stewart and sophomore Dee Bost accumulated 14 points, 5 assists and 10 points, 6 assists respectively.

Mississippi State struggled in the game's first five minutes, as the Gents managed to lead 7-6 on a Tubner jumper at the 15:36 mark. A Benock trey sparked the Bulldogs to an 11-2 run midway through the half, and Johnson completed a four-point play to close out a 46-27 MSU advantage entering halftime.

The Bulldogs never looked back and continued to stretch the lead throughout the second frame. Freshman John Riek recorded the first points of his career at the 11:09 mark and finished with 6 points.

### Centenary (4-7)

Player	FG	3FG	FT	RB	PF	PT	A	Min
Marseille	1-5	0-1	1-4	4	0	3	2	24
Bonham	2-2	1-1	1-2	0	2	6	1	18
Tubner	4-10	1-2	0-0	1	0	9	1	28
Perez	4-10	1-3	0-0	3	0	9	2	28
Starring	1-8	1-2	0-0	5	2	3	1	27
Davis	1-1	1-1	2-2	2	0	5	0	4
Marciel	0-2	0-1	2-2	3	3	2	0	18
Sims	2-10	0-3	0-0	3	4	4	0	16
Swartz	3-6	1-2	1-2	4	0	8	1	18
Trotman	1-1	0-0	0-0	1	1	2	0	5
Nakwaasah	0-4	0-3	0-0	3	2	0	2	14
<b>TOTALS</b>	<b>19-59</b>	<b>6-19</b>	<b>7-12</b>	<b>29</b>	<b>14</b>	<b>51</b>	<b>10</b>	<b>200</b>

### Mississippi State (10-2)

Player	FG	3FG	FT	RB	PF	PT	A	Min
Augustus	2-6	0-1	1-2	5	3	5	3	23
Varnado	2-5	0-0	4-4	9	1	8	1	24
Johnson	6-11	5-8	3-3	3	0	20	0	23
Bost	4-7	2-4	0-0	6	1	10	6	27
Stewart	5-10	2-6	2-5	4	3	14	5	33
Osby	3-5	2-3	0-0	2	2	8	0	17
Parker	0-1	0-1	0-0	0	0	0	0	3
Benock	3-3	3-3	0-0	1	0	9	2	15
Luczak	0-0	0-0	0-0	0	0	0	0	3
Price	0-2	0-0	0-0	0	0	0	0	2
Turner	2-6	0-1	2-2	4	1	6	3	14
Lewis	1-1	0-0	0-0	1	0	2	0	8
Riek	2-3	0-0	2-2	7	1	6	0	8
<b>TOTALS</b>	<b>30-60</b>	<b>14-27</b>	<b>14-18</b>	<b>44</b>	<b>12</b>	<b>88</b>	<b>20</b>	<b>200</b>

Halftime: MSU 47, Cent 27. FG%: MSU 50.0%, Cent 32.2%. 3FG%: MSU 51.9%, Cent 31.6%. FT%: MSU 77.8%, Cent 58.3%. Turnovers: MSU 10 (Riek 3), Cent 11 (Starring, Sims 2). Blocked Shots: MSU 9 (Varnado 4), Cent 4 (Four with four). Steals: MSU 5 (Bost and Turner 2), Cent 7 (Marseille, Nakwaasah). Officials: Tony Greene, Pat Adams, John Hampton. Attendance: 5,502.





## GAME 13 — DECEMBER 28, 2009

**Mississippi State** 73  
**Mississippi Valley State** 45

Humphrey Coliseum • Starkville, MS

All-SEC senior Jarvis Varnado scored 14 points to become the 31st member of Mississippi State's 1,000-point club en route to a 105-53 victory against St. Bonaventure at Humphrey Coliseum.

Varnado also claimed eight rebounds, four blocks and three steals.

The 52-point win tied the largest margin of victory for a Rick Stansbury-coached team in his 12 years at the helm.

The Bonnies entered the game atop the national rankings in field-goal percentage (55.1), but hit just 23-of-69 shots.

Conversely, SBU's opponents were averaging just 57.0 points per game, but State had racked up 56 by halftime and nearly doubled that mark.

Mississippi State also tied the all-time school record of 16 three-pointers made after shooting 16-of-28 from long-range. MSU outrebounded its opponent for the fifth time this season, 44-31.

For the fourth time this season, at least four Bulldog players recorded double-digit scoring, as five State players did Saturday.

Junior guard Ravern Johnson had a season-high 18 points, while Dee Bost totaled 17 to go along with his eight rebounds and seven assists. Kodi Augustus had 17 points and Barry Stewart poured in 13.

### Mississippi Valley State (1-12)

Player	FG	3FG	FT	RB	PF	PT	A	Min
Donald	1-2	0-0	0-0	4	1	2	0	11
Studivant	2-7	0-0	0-2	2	1	4	0	12
Cheeks	0-6	0-3	0-0	9	2	0	3	30
Behling	7-20	2-6	0-0	14	3	16	1	37
Burwell	2-5	2-3	0-0	1	4	6	1	38
Mack	0-1	0-1	0-0	0	0	0	0	2
Lamb	1-3	0-2	0-0	1	0	2	1	15
Cox	1-1	0-0	1-1	2	0	3	0	13
M. Holmes	0-3	0-1	0-0	4	2	0	0	13
J. Holmes	5-14	0-3	2-5	3	3	12	0	29
<b>TOTALS</b>	<b>19-62</b>	<b>4-19</b>	<b>3-8</b>	<b>45</b>	<b>16</b>	<b>45</b>	<b>6</b>	<b>200</b>

### Mississippi State (11-2)

Player	FG	3FG	FT	RB	PF	PT	A	Min
Augustus	2-10	2-6	1-3	4	1	7	3	29
Varnado	3-4	0-0	4-4	7	4	10	2	20
Johnson	8-15	5-10	1-3	4	0	22	0	29
Bost	2-12	1-7	0-0	5	0	5	7	36
Stewart	4-9	2-5	1-2	5	1	11	2	25
Parker	0-0	0-0	0-0	0	0	0	0	1
Benock	0-1	0-1	0-0	0	0	0	0	18
Luczak	0-0	0-0	0-0	0	0	0	0	1
Price	0-2	0-0	0-0	0	0	0	0	1
Turner	3-5	2-4	4-4	8	1	12	2	19
Lewis	1-2	0-0	0-0	1	1	2	0	10
Riek	1-3	0-0	2-4	5	2	4	0	11
<b>TOTALS</b>	<b>24-61</b>	<b>12-33</b>	<b>13-20</b>	<b>44</b>	<b>10</b>	<b>73</b>	<b>16</b>	<b>200</b>

Halftime: MSU 41. MVSU 22. FG%: MSU 39.3%, MVSU 30.6%. 3FG%: MSU 36.4%, MVSU 21.1%. FT%: MSU 65.0%, MVSU 37.5%. Turnovers: MSU 4 (Four with 4), MVSU 13 (Behling, Burwell 3). Blocked Shots: MSU 12 (Varnado 7), MVSU 1 (Studivant). Steals: MSU 10 (Bost 3), MVSU 1 (Behling). Officials: Joe Lindsey, Bert Smith, Brent Baranky. Attendance: 5,421.

## GAME 14 — DECEMBER 31, 2009

**Mississippi State** 70  
**San Diego** 64

Jenny Craig Pavilion • San Diego, CA

Jarvis Varnado scored 23 points and pulled down a career-high 17 rebounds. Mississippi State defeated San Diego 77-68 in its first visit to Jenny Craig Pavilion.

Varnado gathered 17 rebounds for the third time in his career - matching his output earlier this year in a road win at Houston and last year in a home win over LSU. For the Bulldog senior, it was his seventh double double of the season and 22nd of his standout career. The 23 point night - highlighted by a 7-of-7 night at the free throw line - marked a new season-high.

Mississippi State closed out 2009 with its ninth straight victory, while evening the series with SDU at 101.

MSU fell behind early as the Bulldogs missed six of their first seven shots from the field. Despite the early struggles the deficit was never more than five points. Trailing 20-16, the Bulldogs finally found a rhythm, ripping off a 10-0 run.

A Wendell Lewis dunk capped that run, placing the Bulldogs ahead 26-20. MSU would not trail for the remainder of the contest. Thanks to the final of three first-half 3-point baskets from Kodi Augustus and eight first-half rebounds from Jarvis Varnado, the Bulldogs were able to stretch the lead.

Brandon Johnson led USD with 31 points.

### Mississippi State (12-2)

Player	FG	3FG	FT	RB	PF	PT	A	Min
Augustus	6-8	3-3	2-5	2	2	17	1	24
Varnado	8-9	0-0	7-7	17	3	23	1	27
Johnson	3-5	2-3	2-4	3	1	10	0	37
Bost	3-10	0-2	4-6	3	0	10	3	36
Stewart	1-6	0-2	0-0	0	3	2	4	31
Osby	0-0	0-0	2-2	2	1	2	0	3
Benock	0-1	0-1	0-0	1	3	0	1	15
Turner	3-7	1-3	2-2	2	1	9	0	17
Lewis	2-2	0-0	0-0	2	0	4	0	10
<b>TOTALS</b>	<b>26-48</b>	<b>6-14</b>	<b>19-26</b>	<b>35</b>	<b>20</b>	<b>77</b>	<b>10</b>	<b>200</b>

### San Diego (6-9)

Player	FG	3FG	FT	RB	PF	PT	A	Min
Lewis	3-3	2-2	0-0	9	3	8	2	24
Mafra	6-13	0-0	2-4	5	5	14	1	22
Johnson	8-16	3-7	12-15	3	1	31	2	36
Dorr	1-2	0-1	2-2	1	4	4	2	33
Jackson	2-12	1-7	0-0	0	1	5	1	30
Ginty	0-1	0-0	1-2	2	1	1	1	20
McCollum	0-3	0-0	0-0	0	0	0	0	4
Crescencio	0-1	0-0	1-2	2	1	1	0	9
Rancifer	1-1	0-0	0-0	0	1	2	0	9
Houston	1-5	0-0	0-0	4	4	2	0	13
<b>TOTALS</b>	<b>22-57</b>	<b>6-17</b>	<b>18-25</b>	<b>29</b>	<b>21</b>	<b>68</b>	<b>9</b>	<b>200</b>

Halftime: MSU 38. USD 30. FG%: MSU 54.2%, USD 38.6%. 3FG%: MSU 42.9%, USD 35.3%. FT%: MSU 73.1%, USD 72.0%. Turnovers: MSU 17 (Augustus, Bost, Stewart 4), USD 12 (Johnson 3). Blocked Shots: MSU 4 (Varnado 2), USD 2 (Jackson, Rancifer 1). Steals: MSU 5 (Bost 2), USD 6 (Johnson 4). Officials: Tom Wood, Michael Greenstein, Steven Espinoza. Attendance: 3,422.

## GAME 15 — JANUARY 4, 2010

**Western Kentucky** 55  
**Mississippi State** 52

E.A. Diddle Arena • Bowling Green, KY

A furious rally came up short as the Mississippi State Bulldogs dropped a 55-52 decision to Western Kentucky at Diddle Arena, snapping a nine-game winning streak.

Down by 12, MSU reeled off a 13-2 run and actually had a chance to lead when Jarvis Varnado missed a 10-foot jump shot in the lane with 3 seconds left. Anthony Sally then closed matters with a pair of free throws.

After a sluggish first half by both teams, the Bulldogs actually carried a 26-23 lead into the locker room at halftime. Varnado stretched that lead to MSU's largest by scoring a basket early in the second half.

From there, WKU energized a season-best crowd of 5,925 by putting together a 21-6 run. That stretch covered more than 10 minutes of playing time and saw the Bulldogs connect from the field only on a dunk by Varnado and a jumper by Barry Stewart.

The Hilltoppers ran their lead to 12 points at 51-39 with 5:32 remaining before MSU made its final push. A steal by Stewart and old fashioned 3-point play by Dee Bost brought the Bulldogs within seven, at 51-44.

Varnado recorded his 23rd career double double with 17 points and 12 rebounds. Bost was also in double figures with 13 points.

### Mississippi State (12-3)

Player	FG	3FG	FT	RB	PF	PT	A	Min
Johnson	3-10	2-6	0-2	6	3	8	0	34
Augustus	1-5	1-4	0-0	3	2	3	0	21
Varnado	7-10	0-0	3-6	12	4	17	1	37
Bost	2-7	0-3	9-11	6	3	13	5	35
Stewart	4-13	1-6	0-2	3	2	9	1	38
Osby	0-0	0-0	0-0	1	2	0	0	6
Benock	0-0	0-0	0-0	1	1	0	0	7
Turner	0-2	0-0	2-6	6	1	2	0	19
Lewis	0-0	0-0	0-0	1	0	0	0	3
<b>TOTALS</b>	<b>17-47</b>	<b>4-19</b>	<b>14-27</b>	<b>41</b>	<b>18</b>	<b>52</b>	<b>7</b>	<b>200</b>

### Western Kentucky (8-4)

Player	FG	3FG	FT	RB	PF	PT	A	Min
Dickerson	0-1	0-0	0-0	1	0	0	2	14
Pettigrew	6-11	2-4	3-7	8	2	17	1	38
Evans	1-4	0-2	0-0	5	5	2	1	18
Slaughter	2-16	2-8	0-0	5	5	2	1	18
Crook	4-9	0-0	0-0	2	1	8	2	22
Dixon	4-8	0-1	0-0	3	3	8	1	10
Swing	0-1	0-1	0-0	0	0	0	0	8
Tipping	1-1	1-1	0-0	2	1	3	0	9
Milosevic	0-0	0-0	0-0	4	4	0	0	13
Sally	1-4	0-2	9-9	2	3	11	2	29
<b>TOTALS</b>	<b>19-55</b>	<b>5-19</b>	<b>12-16</b>	<b>34</b>	<b>21</b>	<b>55</b>	<b>10</b>	<b>200</b>

Halftime: MSU 26. WKU 23. FG%: MSU 36.2%, WKU 34.5%. 3FG%: MSU 21.1%, WKU 26.3%. FT%: MSU 51.9%, WKU 75.0%. Turnovers: MSU 18 (Stewart 5), WKU 13 (Milosevic 5). Blocked Shots: MSU 5 (Varnado 3), WKU 2 (Evans, Slaughter 1). Steals: MSU 4 (Varnado 2), WKU 9 (Crook 3). Officials: Doug Simmons, Patrick Evans, Terry Moore. Attendance: 5,925

2010-11 BULLDOG BASKETBALL



## GAME 16 — JANUARY 9, 2010

**Mississippi State** 80  
**Ole Miss** 75

Tad Smith Coliseum • Oxford, MS

Mississippi State rallied from a nine-point second-half deficit to upset 14th-ranked Ole Miss 80-75 at Tad Smith Coliseum in the SEC opener for both teams.

For MSU, Coach Rick Stansbury improved to 10-2 in conference openers and also evened his personal mark at 6-6 inside this arena after winning two-straight.

Dee Bost led the Bulldogs with 25 points, including 17 in the game's final half. Defensively, Jarvis Varnado continued his tear with 12 rebounds and six blocked shots. Kodi Augustus also added a double double with 13 points and 12 rebounds.

MSU on fire, hitting five of their first six shots from 3-point range. The Bulldogs sprinted to a 20-8 advantage, but Ole Miss scrapped back rather quickly, reeling off a 13-3 run. The Rebs went into the break up 35-28 and eventually swelled their lead to nine in the second frame.

However, MSU clawed back thanks to increased defensive intensity, strong free throw shooting and foul trouble for the Rebels. MSU had a stretch of eight straight made free throws before a Jarvis Varnado tip-in tied the teams at 59-59 with 9:12 remaining.

The lead changed hands five times before MSU seized control for good thanks to a 9-0 run.

### Mississippi State (13-3)

Player	FG	3FG	FT	RB	PF	PT	A	Min
Johnson	5-9	3-5	2-4	1	1	15	1	30
Augustus	4-10	1-4	4-4	12	2	13	0	29
Varnado	2-7	0-0	5-8	12	3	9	1	36
Bost	7-13	2-5	9-12	2	2	25	6	37
Stewart	4-14	3-6	0-3	5	1	11	2	34
Osby	2-4	1-2	0-0	3	1	5	0	10
Benock	0-0	0-0	0-0	0	0	0	2	9
Turner	0-0	0-0	2-2	3	0	2	0	11
Riek	0-0	0-0	0-0	1	3	0	0	4
<b>TOTALS</b>	<b>24-57</b>	<b>10-22</b>	<b>22-33</b>	<b>46</b>	<b>13</b>	<b>80</b>	<b>12</b>	<b>200</b>

### Ole Miss (12-3)

Player	FG	3FG	FT	RB	PF	PT	A	Min
Holloway	0-2	0-0	0-0	1	2	0	0	15
Cranston	3-3	0-0	0-0	2	5	6	0	8
Warren	5-17	3-8	2-2	1	0	15	4	35
Polynice	3-15	0-1	1-2	4	2	7	7	29
White	4-10	1-5	0-0	5	2	9	2	30
Henry	4-6	2-3	2-4	6	2	12	0	19
Buckner	4-5	0-0	0-0	5	1	8	0	19
Gaskins	1-4	0-2	2-3	2	4	4	1	13
Graham	5-10	3-4	1-2	7	3	14	1	32
<b>TOTALS</b>	<b>29-72</b>	<b>9-23</b>	<b>8-13</b>	<b>39</b>	<b>21</b>	<b>75</b>	<b>15</b>	<b>200</b>

Halftime: MSU 37, UM 42. FG%: MSU 42.1%, UM 40.3%. 3FG%: MSU 45.5%, UM 39.1%. FT%: MSU 66.7%, UM 61.5%. Turnovers: MSU 15 (Bost 5), UM 9 (Warren, Polynice 2). Blocked Shots: MSU 8 (Varnado 6), UM 5 (Polynice, Henry 2). Steals: MSU 6 (Johnson 2), UM 7 (Graham 4). Officials: Mike Stuart, Rick Crawford, Antinjo Petty. Attendance: 9,360.

## GAME 17 — JANUARY 14, 2010

**Mississippi State** 82  
**Arkansas** 80

Humphrey Coliseum • Starkville, MS

Mississippi State's Jarvis Varnado became the first State player ever to record two career triple-doubles as he pushed the Bulldogs to an 82-80 victory against the Arkansas Razorbacks (7-9, 0-1) in front of an announced crowd of 8,339.

Varnado scored 17 points, grabbed 12 rebounds and tied his own MSU all-time high of 10 blocks.

Dee Bost led the Bulldogs with 18 points to go along with his 7 rebounds and 6 assists. Senior Barry Stewart scored 12 while junior Ravern Johnson and sophomore Romero Osby each put up 11.

Leading all scorers was Arkansas' Marshawn Powell with 25 points.

The opening 20 minutes saw Mississippi State dominate. After the score started at 6-5, the Bulldogs hit 11 of their first 12 shots and orchestrated a 16-4 run midway through the half. MSU led by as many as 19 en route to a 51-39 halftime advantage. State drained 61.3 percent of its shots in the first stanza.

The Razorbacks responded with a halftime adjustment on the defensive end and closed the gap to just 80-76 with 25.6 seconds remaining while UA held possession. But Turner intercepted an in-bounds pass to record his only steal of the game and effectively ice the victory for MSU.

### Arkansas (7-9)

Player	FG	3FG	FT	RB	PF	PT	A	Min
Powell	10-16	0-0	5-7	8	3	25	3	33
Washington	6-16	1-3	3-4	7	3	16	2	33
Farmer	0-0	0-0	0-0	1	2	0	1	10
Fortson	9-26	2-3	0-0	6	3	20	5	36
Clarke	2-9	2-7	0-0	3	1	9	0	32
Bryant	1-1	0-0	0-1	0	1	2	1	4
Britt	2-2	2-2	0-0	2	5	6	1	22
Welsh	1-5	1-3	2-2	4	2	5	3	21
Johnson	0-0	0-0	0-0	2	2	0	0	7
Nobles	0-1	0-0	0-0	0	0	0	0	2
<b>TOTALS</b>	<b>31-76</b>	<b>8-18</b>	<b>10-14</b>	<b>37</b>	<b>22</b>	<b>80</b>	<b>16</b>	<b>200</b>

### Mississippi State (14-3)

Player	FG	3FG	FT	RB	PF	PT	A	Min
Augustus	2-6	1-3	2-2	9	4	7	1	22
Varnado	7-13	0-0	3-4	12	1	17	1	35
Johnson	4-6	3-5	0-0	2	2	11	0	23
Bost	6-15	2-5	6-11	7	0	20	6	35
Stewart	4-10	1-3	3-4	3	2	12	2	34
Osby	3-4	0-0	3-5	2	3	9	2	17
Benock	0-0	0-0	0-0	0	0	0	1	11
Turner	1-1	1-1	3-4	4	0	6	1	19
Lewis	0-2	0-0	0-0	2	0	0	0	3
Riek	0-0	0-0	0-0	0	0	0	0	1
<b>TOTALS</b>	<b>27-57</b>	<b>8-17</b>	<b>20-30</b>	<b>42</b>	<b>12</b>	<b>82</b>	<b>14</b>	<b>200</b>

Halftime: MSU 51, ARK 39. FG%: MSU 47.4%, ARK 40.8%. 3FG%: MSU 47.1%, ARK 44.4%. FT%: MSU 66.7%, ARK 71.4%. Turnovers: MSU 14 (Bost 6), ARK 11 (Framer, Fortson 3). Blocked Shots: MSU 13 (Varnado 10), ARK 5 (Johnson 2). Steals: MSU 6 (Benock 2), ARK 8 (Clarke 3). Officials: Tony Greene, Ted Valentine, Mike Nance. Attendance: 8,339

## GAME 18 — JANUARY 16, 2009

**Mississippi State** 72  
**Georgia** 69

Humphrey Coliseum • Starkville, MS

A season-high 15 points from senior Phil Turner sparked an impressive late-game rally to lift Mississippi State to a 72-69 victory against Georgia.

Turner provided the energy MSU required off the bench and added five rebounds and three vital steals in the game's final minutes to secure the win for State.

Sophomore Dee Bost tied Turner for the team lead with 15 points and 7 assists, while all-SEC senior Jarvis Varnado contributed 14 points, 14 rebounds and 6 blocks to record his 10th double-double of the season and 25th of his career. Senior Barry Stewart added 10 points to round out State's double-digit scorers.

Leading all scorers was Georgia's Trey Thompkins with 18 points.

Georgia dominated the game's first 35 minutes, holding a 41-30 halftime advantage and leading 64-51 with just 5:33 left.

State inserted Turner, who immediately drained a trey and the resulting foul shot to help MSU orchestrate a 14-0 run in just 92 seconds to take a 68-67 lead with 2:39 remaining. After a dunk from Georgia's junior Jeremy Price at the 2:31 mark, Stewart made two free throws, and Bost hit a fading mid-range jumper to push MSU's advantage to 72-69 with 39 seconds left.

### Georgia (8-8)

Player	FG	3FG	FT	RB	PF	PT	A	Min
Thompkins	8-19	0-2	2-2	5	4	18	0	30
Jackson	5-6	0-0	1-1	6	2	11	1	22
Leslie	7-21	0-0	0-1	15	3	14	5	36
Ware	2-11	1-7	0-0	2	2	5	2	35
McPhee	3-6	1-4	0-0	3	1	7	0	36
Barnes	1-1	0-0	1-2	4	1	3	0	12
Anyaoarah	0-0	0-0	0-0	0	0	0	0	1
Williams	0-1	0-1	0-0	0	1	0	0	5
Zlovaric	2-2	0-0	1-1	0	0	5	0	7
Price	2-3	0-0	2-2	5	3	6	3	16
<b>TOTALS</b>	<b>30-70</b>	<b>2-14</b>	<b>7-9</b>	<b>47</b>	<b>17</b>	<b>69</b>	<b>11</b>	<b>200</b>

### Mississippi State (15-3)

Player	FG	3FG	FT	RB	PF	PT	A	Min
Augustus	3-7	1-4	1-1	2	0	8	2	24
Varnado	5-7	0-0	4-9	14	3	14	0	38
Johnson	2-11	1-8	2-4	2	2	7	0	30
Bost	6-14	0-4	3-5	4	1	15	7	38
Stewart	3-5	2-4	2-2	2	2	10	2	39
Osby	1-3	1-3	0-0	2	0	3	0	10
Benock	0-1	0-1	0-0	1	0	0	0	3
Turner	4-10	3-7	4-4	5	1	15	1	16
Lewis	0-0	0-0	0-0	0	0	0	0	1
Riek	0-0	0-0	0-0	0	0	0	0	1
<b>TOTALS</b>	<b>24-58</b>	<b>8-31</b>	<b>16-25</b>	<b>33</b>	<b>9</b>	<b>72</b>	<b>12</b>	<b>200</b>

Halftime: MSU 30, UGA 41. FG%: MSU 41.4%, UGA 42.9%. 3FG%: MSU 25.8%, UGA 14.3%. FT%: MSU 64.0%, UGA 77.8%. Turnovers: MSU 11 (Bost, Johnson, Varando 2), UGA 15 (Thompkins 5). Blocked Shots: MSU 10 (Varnado 6), UGA 3 (Thompkins 2). Steals: MSU 9 (Turner 3), UGA 7 (Leslie 4). Officials: Doug Shows, Ron Groover, Bert Smith. Attendance: 7,682.



# 2009-10 Box Scores



## GAME 19 — JANUARY 23, 2010

**Alabama** 62  
**Mississippi State** 57

Coleman Coliseum • Tuscaloosa, AL

Mississippi State rallied from double digits twice before falling to Alabama 62-57.

The Bulldogs suffered their first league defeat while falling for the first time since entering the AP poll at 23rd on Monday.

MSU rallied from an 11-point first-half deficit to take its first lead less than two minutes into the game's final half. Alabama rebounded quickly, sprinting out to a 12-point advantage before the Bulldogs charged back ahead with a 14-0 run. However, MSU only enjoyed the lead twice in game in which it shot 31.7 percent from the field and hit a season-low two 3-point baskets.

A pair of Barry Stewart free throws gave MSU its first lead of the game at 30-29 with 17:53 left to play.

Later, MSU responded with a 14-0 run capped by a Stewart 3-pointer with 7:32 remaining for a 48-46 lead.

Two free throws by UA's JaMychal Green tied the game and a 3-point basket by Anthony Brock put the Crimson Tide ahead for good. MSU went five straight possessions with either a missed shot or no shot on the offensive end.

UA ran the lead to 56-49 before the Bulldogs clipped off six straight points.

Alabama held a 49-45 rebounding advantage, while Stewart lead MSU with 13 points.

### Mississippi State (15-4)

Player	FG	3FG	FT	RB	PF	PT	A	Min
Augustus	2-3	0-1	2-2	5	2	6	1	17
Varnado	4-14	0-0	1-3	8	5	9	1	37
Johnson	4-9	1-2	2-3	5	1	5	0	26
Bost	3-13	0-4	4-8	8	2	10	2	36
Stewart	3-10	1-7	6-7	2	2	13	1	38
Osby	2-8	0-1	0-0	7	1	7	0	14
Benock	0-0	0-0	0-0	0	0	0	0	6
Turner	2-5	1-3	0-0	7	0	7	2	23
Lewis	0-1	0-0	0-0	0	2	0	0	3
<b>TOTALS</b>	<b>20-63</b>	<b>2-18</b>	<b>15-23</b>	<b>45</b>	<b>15</b>	<b>57</b>	<b>7</b>	<b>200</b>

### Alabama (12-7)

Player	FG	3FG	FT	RB	PF	PT	A	Min
Mitchell	3-10	0-2	0-0	12	3	6	1	29
Green	6-13	0-1	6-9	9	3	18	2	29
Hines	2-3	0-0	0-1	4	4	4	0	26
Brock	2-6	2-4	2-2	4	2	8	5	28
Torrance	6-13	4-8	4-4	4	3	20	5	31
Eblen	0-0	0-0	0-0	0	0	0	0	3
Hillman	1-12	0-2	0-1	9	2	2	2	27
Davis	2-4	0-2	0-1	1	1	4	0	16
Knox	0-2	0-0	0-0	1	0	0	1	11
<b>TOTALS</b>	<b>22-63</b>	<b>6-19</b>	<b>12-18</b>	<b>49</b>	<b>18</b>	<b>62</b>	<b>16</b>	<b>200</b>

Halftime: UA 27, MSU 26. FG%: MSU 31.7%, UA 34.9%. 3FG%: MSU 11.1%, UA 31.6%. FT%: MSU 65.2%, UA 66.7%. Turnovers: MSU 11 (Bost 5), UA 13 (Green, Brock 5). Blocked Shots: MSU 7 (Varnado 4), UA 6 (Green 3). Steals: MSU 7 (Stewart, Turner 2), UA 7 (Hines 3). Officials: Anthony Jordan, Antinio Petty, Brent Barnaky. Attendance: 12,336.

## GAME 20 — JANUARY 28, 2010

**Arkansas** 67  
**Mississippi State** 62

Bud Walton Arena • Fayetteville, AR

Mississippi State surrendered an 11-point lead in the second half, falling to Arkansas 67-62 at Bud Walton Arena.

For a third-straight contest, the Bulldogs were miserable from 3-point range, going 5 of 26 from long distance after going 2 of 18 at Alabama.

Despite the struggles, the rebounding advantage allowed MSU to take more shots and build as much as a 12-point lead en route to a 29-21 lead at the half.

In the second frame, Barry Stewart rammed home a 3-point basket with 15:30 remaining for a 37-27 advantage and extended it to 49-38 with 9:55 left.

Courtney Fortson, who scored 33 of his 35 points in the second half, then took matters into his own hands for the Razorbacks, scoring nine of his team's points during a 14-4 run. The Bulldogs aided the cause with a trio of turnovers. A Stef Walsh layup with 5:02 remaining capped the run and tied the score at 55-all.

A dunk by Ravern Johnson, who led the Bulldogs with 19 points, placed the Bulldogs back on top at 57-55 with 3:28 left. The Hogs took their first lead of the contest on a steal by Marshawn Powell and successful free throw by Fortson on the offensive end. That conversion gave UA a 58-57 lead with 2:57 remaining.

### Mississippi State (15-5)

Player	FG	3FG	FT	RB	PF	PT	A	Min
Augustus	2-13	0-4	6-7	10	1	10	1	25
Varnado	4-8	0-0	1-2	14	3	9	1	32
Johnson	9-19	1-8	0-0	8	3	19	0	34
Bost	2-10	0-2	4-5	1	4	8	6	37
Stewart	3-8	3-7	2-2	0	5	11	0	25
Osby	0-1	0-1	0-0	1	0	0	0	7
Benock	1-3	1-3	0-0	2	2	3	0	18
Turner	0-5	0-1	2-2	4	4	2	0	22
<b>TOTALS</b>	<b>21-67</b>	<b>5-26</b>	<b>15-18</b>	<b>44</b>	<b>22</b>	<b>62</b>	<b>8</b>	<b>200</b>

### Arkansas (9-11)

Player	FG	3FG	FT	RB	PF	PT	A	Min
Powell	3-6	0-2	3-4	9	4	9	2	29
Washington	1-5	0-1	1-2	3	4	3	0	28
Fortson	9-17	3-6	14-18	7	1	35	4	36
Britt	0-3	0-1	0-0	2	2	0	1	14
Clarke	1-7	1-4	3-4	3	0	6	1	38
Farmer	0-1	0-0	0-2	1	0	0	0	5
Bryant	1-2	0-0	0-0	3	3	2	0	11
Welsh	4-10	3-7	1-2	4	0	12	2	24
Johnson	0-1	0-0	0-0	2	2	0	0	12
Nobles	0-0	0-0	0-1	0	0	0	0	3
<b>TOTALS</b>	<b>19-52</b>	<b>7-21</b>	<b>22-33</b>	<b>37</b>	<b>16</b>	<b>67</b>	<b>10</b>	<b>200</b>

Halftime: MSU 29, ARK 21. FG%: MSU 31.3%, ARK 36.5%. 3FG%: MSU 19.2%, ARK 33.3%. FT%: MSU 83.3%, ARK 66.7%. Turnovers: MSU 15 (Bost 6), ARK 11 (Fortson 5). Blocked Shots: MSU 8 (Varnado, Augustus 2), ARK 3 (Powell 2). Steals: MSU 3 (Benock, Varnado, Stewart 1), ARK 7 (Welsh, Fortson 2). Officials: J.B. Caldwell, Mark Whitehead, Mike Nance. Attendance: 4,113.

## GAME 21 — JANUARY 30, 2010

**Mississippi State** 55  
**LSU** 52

Humphrey Coliseum • Starkville, MS

All-SEC senior Jarvis Varnado recorded 11 points and 10 rebounds to help Mississippi State break its two-game skid with a 67-51 victory against LSU.

Stansbury stands at 100-82 in SEC competition and became the 20th coach in league history to win 100 conference games.

It was also the second-straight win against the Tigers, dating back to last year's SEC Tournament in Tampa, Fla.

Varnado also swatted away four shots and now stands 35 blocks shy of the NCAA career record. In addition, he registered his 11th double-double of the season and 26th of his career.

Leading the team was Ravern Johnson, who scored 15 on 6-of-11 shooting. Senior Barry Stewart and junior Phil Turner each brought down 12 to round out State scorers in double-digits.

Senior Tasmin Mitchell paced the Tigers, notching 26 of the team's 51 points. While Mitchell hit 10 of his 24 shots, the rest of the team managed just an 8-of-29 performance.

The Bulldogs never trailed in the contest, and held the Tigers without a field goal until the first half's 10:10 mark.

MSU led 23-15 at halftime, the lowest first-half point total for LSU this season.

### LSU (12-3)

Player	FG	3FG	FT	RB	PF	PT	A	Min
Mitchell	10-24	0-2	6-6	10	1	26	0	39
Warren	1-6	0-0	0-0	1	3	2	0	14
Spencer	3-10	3-8	0-0	1	3	9	3	28
Dotson	0-3	0-1	1-2	2	1	1	0	11
Beattie	2-2	1-1	0-0	1	0	5	0	20
Green	1-2	0-0	0-2	6	2	2	0	10
Bass	0-0	0-0	0-0	1	0	0	1	9
Populist	1-3	1-3	1-2	2	2	4	1	22
Ludwig	0-1	0-0	2-2	6	3	2	2	24
Harris	0-0	0-0	0-0	1	1	0	0	7
Kinsley	0-2	0-0	0-0	1	3	0	0	16
<b>TOTALS</b>	<b>18-53</b>	<b>5-15</b>	<b>10-14</b>	<b>34</b>	<b>19</b>	<b>51</b>	<b>7</b>	<b>200</b>

### Mississippi State (16-5)

Player	FG	3FG	FT	RB	PF	PT	A	Min
Augustus	0-2	0-2	5-6	4	4	5	1	21
Varnado	4-8	0-0	3-7	10	3	11	1	34
Johnson	6-11	1-4	2-3	2	3	15	0	24
Bost	1-4	0-3	0-0	4	0	2	5	29
Stewart	3-7	2-4	4-5	1	1	12	0	33
Osby	2-5	1-3	0-0	4	1	5	2	15
Parker	0-0	0-0	0-0	0	0	0	0	1
Benock	1-4	1-4	0-0	0	1	3	2	16
Luczak	0-0	0-0	0-0	0	0	0	0	1
Price	0-0	0-0	0-0	0	0	0	0	1
Turner	3-7	2-2	4-5	5	3	12	0	21
Lewis	0-0	0-0	0-0	0	0	0	0	1
Riek	1-2	0-0	0-0	1	0	2	0	3
<b>TOTALS</b>	<b>21-50</b>	<b>7-22</b>	<b>18-26</b>	<b>36</b>	<b>16</b>	<b>67</b>	<b>11</b>	<b>200</b>

Halftime: MSU 23, LSU 15. FG%: LSU 34.0%, MSU 42.0%. 3FG%: LSU 33.3%, MSU 31.8%. FT%: LSU 71.4%, MSU 69.2%. Turnovers: LSU 12 (Spencer 3), MSU 8 (Varnado 3). Blocked Shots: LSU 0, MSU 7 (Varnado 4). Steals: LSU 1 (Kinsley 1), MSU 4 (Stewart 2). Officials: Tony Greene, Pat Adams, Ron Groover. Attendance: 7,247.

2010-11 BULLDOG BASKETBALL



## GAME 22 — FEBRUARY 3, 2010

Vanderbilt	75
Mississippi State	72

Memorial Gymnasium • Nashville, TN

A spirited rally fell short for Mississippi State as it dropped a 75-72 decision to 18th-ranked Vanderbilt.

MSU actually trailed 48-34 with 17:38 remaining. However, Barry Stewart led a furious charge, as the senior guard scored 11 straight points to help close the gap to 73-72 on a Dee Bost 3-point basket with 28 seconds left.

For the Commodores, who have now won three straight against MSU in Nashville, John Jenkins hit a pair of three throws. On the other end, Bost could not convert the potential game-tying trey.

In the first half, the teams were tied four more times before MSU grabbed its last lead on a Jarvis Varnado layup at 27-26.

From that point, the Commodores closed out the half with a 12-4 run for a 38-31 halftime lead.

In the opening three minutes of the final half, the Commodores stretched that run to 22-7 by opening the second half on a 10-3 sprint. Back-to-back 3-point baskets by Brad Tinsley and Jermaine Beal gave the hosts the 48-34 advantage.

A pair of 3-point baskets by Bost fueled a 9-0 run as the Bulldogs scrapped back within, 48-43. The Bulldogs would again fall down by 14 at 69-55 before making its final push.

Kodi Augustus paced MSU with 15 points.

### Mississippi State (16-6)

Player	FG	3FG	FT	RB	PF	PT	A	Min
Augustus	6-12	0-2	3-6	4	3	15	0	21
Varnado	4-10	0-0	4-4	14	4	12	0	34
Johnson	2-7	2-6	0-0	0	5	6	2	20
Bost	3-14	3-12	3-4	2	3	12	1	34
Stewart	5-14	2-8	1-1	6	2	13	2	37
Osby	3-3	2-2	0-2	5	3	8	1	18
Benock	0-0	0-0	0-0	0	0	0	0	11
Turner	1-8	0-4	4-5	4	2	6	4	25
<b>TOTALS</b>	<b>24-68</b>	<b>9-34</b>	<b>15-22</b>	<b>40</b>	<b>22</b>	<b>72</b>	<b>10</b>	<b>200</b>

### Vanderbilt (12-3)

Player	FG	3FG	FT	RB	PF	PT	A	Min
Walker	1-4	0-0	0-2	4	4	2	4	23
Taylor	1-7	0-0	5-6	7	1	7	2	29
Ogilvy	6-13	0-0	4-5	7	4	16	1	21
Beal	6-10	3-5	2-3	5	1	17	2	14
Tinsley	3-6	1-2	4-6	2	1	11	3	38
Ezeli	2-3	0-0	1-2	7	1	5	0	5
Goulbourne	2-3	0-0	1-1	2	2	5	0	11
McClellan	0-1	0-1	0-0	0	0	0	0	24
Jenkins	4-8	2-3	2-2	0	0	12	0	12
Tchiengang	0-1	0-0	0-0	2	3	0	0	3
<b>TOTALS</b>	<b>25-56</b>	<b>6-11</b>	<b>19-27</b>	<b>40</b>	<b>17</b>	<b>75</b>	<b>12</b>	<b>200</b>

Halftime: VU 38, MSU 31. FG%: MSU 35.3%, VU 44.6%. 3FG%: MSU 26.5%, VU 54.5%. FT%: MSU 68.2%, VU 70.4%. Turnovers: MSU 15 (Bost 6), VU 17 (Taylor 4). Blocked Shots: MSU 10 (Varnado 9), VU 4 (Four players). Steals: MSU 8 (Stewart 4), VU 7 (Tinsley 2). Officials: Doug Shows, Bert Smith, Gary Maxwell. Attendance: 14,316.

## GAME 23 — FEBRUARY 6, 2010

Florida	69
Mississippi State	62

O'Connell Center • Gainesville, FL

A 16-4 run midway through the second half proved decisive as Mississippi State dropped a 69-62 decision to Florida.

After a very competitive and defensive first half, the Bulldogs actually held a 29-27 lead at the break. MSU still clung to that lead at 41-39 less than seven minutes into the final half. However, the Gators sparked the home crowd by reeling off a 16-4 run. The Bulldogs were slow to recover but did offer one final threat.

Trailing 61-49, MSU reeled off 7 straight points. Phil Turner's old-fashioned 3-point pay cut the UF lead to 61-56 with 1:10 remaining. The Gators then hit 8-of-10 free throws to secure the win.

In the opening half, the lead changed hands seven times and there were seven ties. The Bulldogs built an early 9-4 advantage on a Ravern Johnson dunk. Neither team had larger than a three-point lead the remainder of the half.

The pattern held true in the early stages of the final frame. The teams were tied at 31, 33, 35 and 41. Trailing 45-44, the Bulldogs missed seven of their next shots from the field as UF seized control.

Johnson led the Bulldogs with 20 points, while Jarvis Varnado recorded a double-double with 16 points and a team-high 13 rebounds.

Vernon Macklin paced Florida with 20 points.

### Mississippi State (16-7)

Player	FG	3FG	FT	RB	PF	PT	A	Min
Augustus	1-7	1-4	1-2	3	3	4	1	15
Varnado	6-16	0-0	4-8	13	2	16	0	32
Johnson	5-11	2-4	2-2	5	1	20	1	35
Bost	2-6	1-4	0-0	0	4	5	9	35
Stewart	4-11	4-8	0-0	4	3	12	3	38
Osby	0-3	0-1	0-0	1	1	0	0	8
Benock	0-0	0-0	0-0	0	0	0	0	6
Turner	2-6	0-2	1-1	4	3	5	2	28
Riek	0-0	0-0	0-0	0	1	0	0	3
<b>TOTALS</b>	<b>23-60</b>	<b>8-23</b>	<b>8-13</b>	<b>35</b>	<b>18</b>	<b>62</b>	<b>16</b>	<b>200</b>

### Florida (17-6)

Player	FG	3FG	FT	RB	PF	PT	A	Min
Tyus	3-12	0-0	3-4	8	2	9	0	32
Parsons	5-8	2-3	6-9	12	3	18	6	33
Macklin	10-14	0-0	0-1	6	3	20	1	27
Boynton	2-9	0-5	2-2	0	1	6	2	30
Walker	2-14	1-8	1-2	6	2	6	4	33
Shipman	1-1	0-0	0-0	1	0	2	0	10
Werner	1-3	0-1	2-2	4	1	4	1	26
Murphy	1-1	0-0	2-2	1	1	4	0	9
<b>TOTALS</b>	<b>25-62</b>	<b>3-17</b>	<b>16-22</b>	<b>46</b>	<b>13</b>	<b>69</b>	<b>14</b>	<b>200</b>

Halftime: MSU 29, UF 27. FG%: MSU 38.3%, UF 40.3%. 3FG%: MSU 34.8%, UF 17.6%. FT%: MSU 61.5%, UF 72.7%. Turnovers: MSU 14 (Varnado 5), UF 14 (Walker 5). Blocked Shots: MSU 3 (Three players 1), UF 1 (Macklin). Steals: MSU 9 (Stewart 3), UF 10 (Boynton 3). Officials: Mike Eades, Tony Greene, Ron Groover. Attendance: 11,660.

## GAME 24 — FEBRUARY 11, 2009

Mississippi State	71
Ole Miss	63

Humphrey Coliseum • Starkville, MS

For the fourth time in the past seven years, Mississippi State swept Ole Miss thanks to a 71-63 victory in front of a season-high 9,401 fans at Humphrey Coliseum.

Junior Ravern Johnson returned to form by leading all scorers with 18 points on a 4-of-7 performance from long-range.

All-SEC standout Jarvis Varnado recorded his fourth-straight double-double with 11 points and 11 rebounds to give him 14 on the season. He also had a career-high four assists.

Senior Barry Stewart, starting a perfect 4-of-4 from the field, finished with 12 points while sophomore Dee Bost scored 11 to round out MSU players in double digits.

Junior guard Eniel Polynice led the Rebels with 14 points, while Chris Warren, UM's leading scorer, was held to 1-of-9 shooting and totaled just 3 points.

MSU held UM to just 63 points, its lowest total of the season. Ole Miss hit 27 of its 71 shots for 38.0 percent, its third-worst effort of the season.

In the second half's first five minutes, Johnson scored eight points to push MSU to an 11-2 run.

Late in the game, the Rebels cut MSU's 12-point lead to 65-50, but that would be as close as the visitors would get as State won its third-straight against Ole Miss.

### Ole Miss (17-7)

Player	FG	3FG	FT	RB	PF	PT	A	Min
Henry	2-5	0-1	0-0	3	5	4	0	19
Holloway	3-8	0-0	0-0	5	4	6	1	21
Graham	4-12	2-7	1-2	1	2	11	0	26
Warren	1-9	1-7	0-0	2	2	3	2	31
Polynice	6-12	0-1	2-2	6	0	14	5	37
Gaskins	4-10	2-5	0-0	1	2	10	1	18
White	6-12	1-4	0-0	3	3	13	2	31
Cranston	1-3	0-1	0-0	8	3	2	0	17
<b>TOTALS</b>	<b>27-71</b>	<b>6-26</b>	<b>3-4</b>	<b>36</b>	<b>21</b>	<b>63</b>	<b>11</b>	<b>200</b>

### Mississippi State (17-7)

Player	FG	3FG	FT	RB	PF	PT	A	Min
Augustus	2-6	0-1	4-4	3	1	8	0	19
Varnado	4-5	0-0	3-4	11	1	11	4	36
Johnson	7-13	4-7	0-2	2	1	18	0	26
Bost	3-7	1-5	4-5	4	1	11	3	33
Stewart	4-9	3-7	1-2	6	2	12	4	38
Osby	3-5	0-1	3-4	2	1	9	0	13
Benock	1-2	0-1	0-0	2	1	2	0	11
Turner	0-2	0-2	0-2	5	1	0	5	23
Lewis	0-0	0-0	0-0	0	0	0	0	1
<b>TOTALS</b>	<b>24-49</b>	<b>8-24</b>	<b>15-23</b>	<b>39</b>	<b>9</b>	<b>71</b>	<b>16</b>	<b>200</b>

Halftime: MSU 33, UM 29. FG%: MSU 49.0%, UM 38.0%. 3FG%: MSU 33.3%, UM 23.1%. FT%: MSU 65.2%, UM 75.0%. Turnovers: MSU 17 (Bost 5), UM 10 (Graham 4). Blocked Shots: MSU 7 (Varnado 4), UM 4 (Henry 2). Steals: MSU 8 (Turner 3), UM 13 (Holloway 4). Officials: Doug Shows, Ted Valentine, Tom Eades. Attendance: 9,401.



# 2009-10 Box Scores



## GAME 25 — FEBRUARY 13, 2010

**Mississippi State** 62  
**Auburn** 57 OT

Humphrey Coliseum • Starkville, MS

Sophomore Dee Bost scored a career-high 32 points to propel Mississippi State to an 85-75 overtime victory against Auburn.

Bost drained a career-high 7 treys on 12 attempts while tallying 9 rebounds and 4 assists.

All-SEC senior Jarvis Varnado claimed 12 rebounds to give him 1,010 for his career, the third Bulldog in history to record at least 1,000. He also scored 10 points to complete his fifth-straight double-double performance, 15th of this season and 30th of his career.

After the Bulldogs jumped out to a 13-9 early-game lead, Auburn began draining outside shots and took control with a 14-0 run to lead 23-13 with 12:34 remaining.

A trey from Bost capped a 10-0 MSU run in response, and the Bulldogs closed the Auburn lead to 38-35 at halftime.

The second half saw seven lead changes. A thunderous dunk and the resulting free throw by Romero Osby pushed MSU ahead 74-72 with 30 seconds left, but a layup from DeWayne Reed with 14 seconds remaining force overtime, the Bulldogs' first of the season.

The Bulldogs turned up the heat in overtime, holding their opponent to without a field goal throughout the extra period and outscoring their opponents 11-1.

### Auburn (12-13)

Player	FG	3FG	FT	RB	PF	PT	A	Min
Hargrove	7-16	2-7	4-4	10	2	20	2	40
Lett	0-2	0-0	1-4	5	1	1	0	13
Reed	5-21	1-8	2-2	1	2	13	4	35
Sullivan	5-11	0-4	1-2	8	2	11	2	36
Waller	8-15	5-11	0-0	7	3	21	1	37
Malone	0-0	0-0	0-0	1	0	0	0	7
Wallace	0-0	0-0	0-0	0	1	0	0	10
Gabriel	0-2	0-1	0-0	1	0	0	0	6
Knox	3-9	0-0	0-0	6	5	6	1	32
Ross	1-3	1-2	0-0	2	1	3	0	9
<b>TOTALS</b>	<b>29-79</b>	<b>9-33</b>	<b>8-12</b>	<b>47</b>	<b>17</b>	<b>75</b>	<b>10</b>	<b>225</b>

### Mississippi State (18-7)

Player	FG	3FG	FT	RB	PF	PT	A	Min
Augustus	3-10	0-3	1-2	7	2	7	1	21
Varnado	4-8	0-0	2-6	12	1	10	1	40
Johnson	1-6	1-5	0-0	0	0	3	0	21
Bost	11-19	7-12	3-3	9	0	32	4	40
Stewart	4-11	3-9	1-2	6	1	12	5	41
Osby	3-7	0-1	5-6	1	1	11	0	24
Benock	0-2	0-0	0-0	1	1	0	0	9
Turner	3-7	0-4	4-4	6	4	10	0	28
Lewis	0-0	0-0	0-0	0	0	0	0	1
<b>TOTALS</b>	<b>29-70</b>	<b>11-34</b>	<b>16-23</b>	<b>46</b>	<b>10</b>	<b>85</b>	<b>11</b>	<b>225</b>

Halftime: MSU 35, AU 38. FG%: MSU 41.4%, AU 36.7%. 3FG%: MSU 32.4%, AU 27.3%. FT%: MSU 69.6%, AU 66.7%. Turnovers: MSU 8 (Varnado 2), AU 8 (Hargrove 3). Blocked Shots: MSU 9 (Varnado 5), AU 2 (Knox 2). Steals: MSU 2 (Turner 2), AU 5 (Hargrove, Reed, Sullivan, Waller, Knox 1). Officials: Anthony Jordan, Mike Nance, Brent Barnaky. Attendance: 8,854.

## GAME 26 — JANUARY 28, 2010

**Kentucky** 81  
**Mississippi State** 75 OT

Humphrey Coliseum • Starkville, MS

Mississippi State fell to No. 2 Kentucky 81-75 in front of a record crowd of 10,788 at Humphrey Coliseum in overtime.

The Bulldogs held a 67-60 advantage with just three minutes remaining, but UK held State scoreless for the remainder of regulation.

After trading early buckets, Kentucky's strength on the boards helped push the team to a 32-29 halftime advantage. The Wildcats were winning the battle of the boards 29-14 at the break.

Dee Bost, who had 22 points set the tone for MSU in the second half, forcing a quick UK turnover and returning it for a quick layup to pull the UK lead to just one. Two treys from Stewart bumped MSU into a 37-36 lead with 17:57 remaining. With Varnado returning to the floor with two fouls, the star picked up two more within five seconds of each other and was quickly pulled until the game's waning minutes.

Even with Varnado on the bench, State managed to compete well.

The mounting foul trouble cost MSU dearly in the game's extra session. Despite losing Varnado and Barry Stewart to fouls, Bost hit a 3 to tie the game at 70-70 with 3:32 left. An Osby layup tied the score again at 72 with 1:38 left, but the Wildcats outscored State 11-3 on foul shots in the game's last minute to secure the victory.

### Kentucky (25-1)

Player	FG	3FG	FT	RB	PF	PT	A	Min
Cousins	7-11	0-1	5-8	14	4	19	3	30
Patterson	7-12	1-2	4-4	10	2	19	0	42
Dodson	0-3	0-3	1-2	4	1	1	0	17
Wall	6-16	0-3	6-8	10	1	18	4	44
Bledsoe	3-8	1-5	0-2	0	3	7	0	29
Miller	3-6	1-4	2-2	2	1	9	1	19
Harris	0-1	0-1	0-0	1	0	0	0	5
Orton	1-4	0-0	0-1	4	2	2	0	14
Liggins	1-5	1-5	3-4	4	3	6	2	25
<b>TOTALS</b>	<b>28-66</b>	<b>4-24</b>	<b>21-31</b>	<b>52</b>	<b>17</b>	<b>81</b>	<b>14</b>	<b>225</b>

### Mississippi State (18-8)

Player	FG	3FG	FT	RB	PF	PT	A	Min
Osby	2-6	0-2	1-2	3	4	5	4	38
Augustus	5-10	4-7	3-4	5	3	17	1	30
Varnado	4-8	0-0	2-3	5	5	10	1	23
Bost	9-21	2-10	2-4	5	4	22	3	43
Stewart	5-16	3-11	3-3	4	5	16	3	40
Benock	0-2	0-2	0-0	5	3	0	2	18
Turner	2-6	1-3	0-0	2	3	5	1	30
Lewis	0-1	0-0	0-0	0	1	0	0	3
<b>TOTALS</b>	<b>27-70</b>	<b>10-35</b>	<b>11-16</b>	<b>35</b>	<b>28</b>	<b>75</b>	<b>15</b>	<b>225</b>

Halftime: UK 32, MSU 29. FG%: MSU 38.6%, UK 42.4%. 3FG%: MSU 28.6%, UK 16.7%. FT%: MSU 68.8%, UK 67.7%. Turnovers: MSU 9 (Osby 4), UK 12 (Cousins, Wall 3). Blocked Shots: MSU 2 (Varnado 2), UK 12 (Patterson 3). Steals: MSU 9 (Stewart 5), UK 5 (Wall 3). Officials: Mike Stuart, Mike Kitts, Michael Stephens. Record Setting Attendance: 10,788.

## GAME 27 — JANUARY 30, 2010

**Mississippi State** 60  
**LSU** 59

Pete Maravich Assembly Center • Baton Rouge, LA

Phil Turner's 25-foot 3-pointer with seven seconds remaining lifted Mississippi State past LSU 60-59 at the Maravich Assembly Center.

The Bulldogs won their second league road game and first since a 80-75 win at Ole Miss.

After a sluggish first half, the Bulldogs recorded their third win in the last four meetings on this floor by shooting 50 percent in the game's final frame. The defensive effort was solid with Jarvis Varnado leading the way with seven blocked shots. MSU held a 24-20 halftime lead.

In the second half, the Bulldogs appeared poised to take control after going up 33-27 with a Ravern Johnson 3-point basket. LSU quickly recovered and the lead changed hands a couple of times before another mini-MSU run.

A Johnson 3 placed the Bulldogs on top 50-44 with 6:26 remaining. A Turner 3-point basket expanded that lead to seven at 53-46. LSU then mounted its finally rally, actually grabbing a 59-57 lead on a 3-point basket by Tasmin Mitchell with 16 seconds remaining.

The Bulldogs then got the answer from Turner prior to LSU's desperation heave from midcourt missing the mark.

Johnson led the Bulldogs with 16 points, while Varnado added 14 points.

Mitchell led LSU with 25 points.

### MSU (19-8)

Player	FG	3FG	FT	RB	PF	PT	A	Min
Osby	1-4	0-1	0-0	5	0	2	1	14
Augustus	2-5	0-1	2-2	5	3	6	1	22
Varnado	6-9	0-0	2-2	6	3	14	0	37
Bost	3-7	2-4	0-0	6	1	8	9	36
Stewart	2-8	1-7	0-0	2	0	5	5	35
Johnson	5-11	4-10	2-2	2	2	16	0	26
Benock	1-2	1-2	0-0	2	1	3	0	9
Turner	2-4	2-4	0-0	3	1	6	0	21
<b>TOTALS</b>	<b>22-50</b>	<b>10-29</b>	<b>6-6</b>	<b>33</b>	<b>11</b>	<b>30</b>	<b>16</b>	<b>200</b>

### LSU (9-17)

Player	FG	3FG	FT	RB	PF	PT	A	Min
Mitchell	9-20	4-5	3-5	9	1	25	4	40
Green	0-0	0-0	0-0	1	2	0	0	9
Warren	6-16	0-0	2-2	8	4	14	1	31
Bass	1-2	0-1	0-0	3	0	2	6	28
Spencer	2-11	1-7	1-2	5	1	6	4	40
Populist	0-1	0-1	0-0	1	1	0	0	9
Harris	4-8	2-3	0-0	4	1	10	0	22
Kinsley	1-5	0-2	0-0	5	0	2	0	21
<b>TOTALS</b>	<b>23-63</b>	<b>7-19</b>	<b>6-9</b>	<b>36</b>	<b>10</b>	<b>59</b>	<b>15</b>	<b>200</b>

Halftime: MSU 24, LSU 20. FG%: MSU 44.0%, LSU 36.5%. 3FG%: MSU 34.5%, LSU 36.8%. FT%: MSU 100.0%, LSU 66.7%. Turnovers: MSU 14 (Bost 4), LSU 9 (Green, Harris, Kinsley 2). Blocked Shots: MSU 9 (Varnado 7), LSU 2 (Mitchell 2). Steals: MSU 4 (Bost 2), LSU 7 (Spencer 3). Officials: Rick Crawford, Mike Nance, Iee Cassell. Attendance: 9,434.

2010-11 BULLDOG BASKETBALL



## GAME 28 — FEBRUARY 24, 2010

**Mississippi State** 74  
**Alabama** 66

Humphrey Coliseum • Starkville, MS

A spirited rally fell short for Mississippi State as it dropped a 75-72 decision to 18th-ranked Vanderbilt.

MSU actually trailed 48-34 with 17:38 remaining. However, Barry Stewart led a furious charge, as the senior guard scored 11 straight points to help close the gap to 73-72 on a Dee Bost 3-point basket with 28 seconds left.

For the Commodores, who have now won three straight against MSU in Nashville, John Jenkins hit a pair of three throws. On the other end, Bost could not convert the potential game-tying trey.

In the first half, the teams were tied four more times before MSU grabbed its last lead on a Jarvis Varnado layup at 27-26.

From that point, the Commodores closed out the half with a 12-4 run for a 38-31 halftime lead.

In the opening three minutes of the final half, the Commodores stretched that run to 22-7 by opening the second half on a 10-3 sprint. Back-to-back 3-point baskets by Brad Tinsley and Jermaine Beal gave the hosts the 48-34 advantage.

A pair of 3-point baskets by Bost fueled a 9-0 run as the Bulldogs scrapped back within, 48-43. The Bulldogs would again fall down by 14 at 69-55 before making its final push.

Kodi Augustus paced MSU with 15 points.

### Alabama (14-13)

Player	FG	3FG	FT	RB	PF	PT	A	Min
Green	5-10	0-0	2-2	5	5	12	0	16
Hines	2-4	0-0	0-0	10	2	4	1	29
Brock	2-7	1-3	0-1	3	3	5	3	37
Torrance	8-12	3-4	4-6	5	1	23	1	33
Hillman	5-11	1-3	2-2	1	4	13	2	29
Mitchell	2-8	0-0	0-0	1	0	4	0	16
Davis	1-3	1-3	0-0	2	2	3	0	22
Knox	1-6	0-0	0-2	6	2	2	0	18
<b>TOTALS</b>	<b>26-61</b>	<b>6-13</b>	<b>8-13</b>	<b>38</b>	<b>19</b>	<b>66</b>	<b>7</b>	<b>200</b>

### Mississippi State (20-8)

Player	FG	3FG	FT	RB	PF	PT	A	Min
Osby	0-3	0-1	0-0	3	0	0	3	16
Augustus	4-6	2-3	1-1	7	2	11	3	24
Varnado	7-11	0-0	3-6	10	1	17	0	33
Bost	7-9	3-4	5-5	3	3	22	3	34
Stewart	2-8	1-5	4-6	5	2	9	5	28
Johnson	5-11	2-7	0-0	2	3	12	1	29
Parker	0-0	0-0	0-0	0	0	0	0	1
Benock	1-3	1-3	0-1	1	1	3	0	22
Luczak	0-1	0-1	0-0	0	0	0	0	1
Turner	0-3	0-3	0-0	1	1	0	1	9
Lewis	0-1	0-1	0-0	1	0	0	0	3
<b>TOTALS</b>	<b>26-56</b>	<b>9-27</b>	<b>13-19</b>	<b>34</b>	<b>13</b>	<b>74</b>	<b>16</b>	<b>200</b>

Halftime: MSU 31, UA 29. FG%: MSU 46.4%, UA 42.6%. 3FG%: MSU 33.3%, UA 46.2%. FT%: MSU 68.4%, UA 61.5%. Turnovers: MSU 15 (Bost 5), UA 14 (Brock, Green 4). Blocked Shots: MSU 12 (Varnado 8), UA 5 (Hines 3). Steals: MSU 9 (Bost, Stewart 3), UA 8 (Hines, Hillman 3). Officials: Tony Greene, Pat Adams, Gary Maxwell. Attendance: 8,477.

## GAME 29 — FEBRUARY 27, 2010

**Mississippi State** 76  
**South Carolina** 63

Colonial Life Arena • Columbia, SC

Mississippi State clinched a share of the Western Division crown by beating South Carolina 76-63.

For the Bulldogs, it's their fifth divisional title during Rick Stansbury's 12 years at the helm. MSU has won outright or shared the division championship in three of the past four seasons.

MSU played well from start to finish and trailed just twice - each by a point and each early in the first half. MSU erased that last lead with a 20-6 run to open up a 27-14 advantage.

MSU struck the early advantage by scoring from long range. In the opening half, MSU hit seven 3-pointers, including four by Barry Stewart. On the inside, Jarvis Varnado was already on his way to this season's 17th double-double with a game-high 19 points and 12 rebounds.

For Varnado, it was his highest offensive output in a league game this season.

In the second half, the Gamecocks pieced together their final run. Downey hit a jumper to cap a half-opening 9-4 run. That basket brought USC within 39-37 with 16:45 remaining.

The Bulldogs quickly answered with a 9-0 run and kept the defensive pressure up, eventually expanding the lead to 16 points. Stewart's final 3 of the night gave Mississippi State a 60-44 advantage.

### Mississippi State (21-8)

Player	FG	3FG	FT	RB	PF	PT	A	Min
Augustus	3-6	1-2	6-8	9	2	13	0	35
Varnado	8-13	0-0	3-4	12	3	19	0	37
Johnson	5-11	3-8	2-2	5	0	15	0	37
Bost	4-10	1-4	2-2	2	1	11	7	38
Stewart	6-12	5-7	1-2	4	2	18	5	39
Osby	0-0	0-0	0-2	1	0	0	0	3
Benock	0-0	0-0	0-0	0	0	0	0	3
Turner	0-0	0-0	0-0	0	2	0	0	8
<b>TOTALS</b>	<b>26-52</b>	<b>10-21</b>	<b>14-20</b>	<b>36</b>	<b>10</b>	<b>76</b>	<b>12</b>	<b>200</b>

### South Carolina (14-14)

Player	FG	3FG	FT	RB	PF	PT	A	Min
Jackson	5-9	0-0	0-0	7	2	10	2	36
Jefferson	0-0	0-0	0-0	3	2	0	0	16
Muldrow	6-12	1-1	2-2	3	2	15	0	37
Downey	5-14	0-7	2-3	3	3	12	5	36
Raley-Ross	4-10	4-9	0-0	4	2	12	3	36
Spinella	0-0	0-0	0-0	0	1	0	0	9
Galloway	6-15	2-11	0-0	2	1	14	1	30
<b>TOTALS</b>	<b>26-60</b>	<b>7-28</b>	<b>4-5</b>	<b>26</b>	<b>13</b>	<b>63</b>	<b>11</b>	<b>200</b>

Halftime: MSU 35, USC 28. FG%: MSU 50.0%, USC 43.3%. 3FG%: MSU 47.6%, USC 25.0%. FT%: MSU 70.0%, USC 80.0%. Turnovers: MSU 10 (Augustus 4), USC 9 (Downey 5). Blocked Shots: MSU 2 (Varnado, Turner 1), USC 3 (Muldrow 2). Steals: MSU 4 (Stewart 3), USC 7 (Jackson, Galloway 2). Officials: Mike Stuart, Rick Crawford, Ron Groover. Attendance: 13,834.

## GAME 30 — MARCH 3, 2009

**Auburn** 89  
**Mississippi State** 80

Beard-Eaves Memorial Coliseum • Auburn, AL

Mississippi State failed on its first attempt to win the outright Western Division crown, falling to Auburn 89-80 in the final game ever at Beard-Eaves Memorial Coliseum.

A boisterous crowd of 9,927 sent the arena and the Auburn senior class out on a high note. Despite staying within range and forcing six ties in the contest, the Bulldogs never managed a lead after early 2-0 and 4-3 advantages got away.

The Tigers seized momentum in the opening half, shooting 59.4 percent in that half. The teams were tied at 13, 16, 18 and 20. Auburn then pieced together a 10-2 run sparked by back-to-back treys from Earnest Ross and Tay Waller and Auburn led 46-37 at the intermission.

In the opening minutes of the second half, the Bulldogs used some defensive pressure to cut the lead to 52-47 on a Dee Bost layup. Two possessions later, a Bost 3-pointer brought MSU within 55-52.

State followed with its best stretch of the night as an 11-4 run was punctuated by back-to-back Bost treys forcing a 65-65 tie with 9:10 left.

But a DeWayne Reed 3-pointer capped a 5-0 spurt by Auburn to end the threat.

Waller paced Auburn with 22 points, while Bost led the way with 25 points, Barry Stewart finished with 18 points.

### Mississippi State (21-9)

Player	FG	3FG	FT	RB	PF	PT	A	Min
Augustus	2-6	1-3	0-0	8	4	5	1	25
Varnado	7-9	0-0	0-0	7	4	14	2	34
Johnson	7-16	2-8	0-0	3	1	16	1	37
Bost	8-13	5-9	4-7	3	4	25	8	39
Stewart	5-14	4-11	4-4	1	2	18	3	36
Osby	1-3	0-1	0-0	3	3	2	0	16
Benock	0-0	0-0	0-0	2	0	0	1	6
Turner	0-1	0-1	0-0	1	1	0	0	7
<b>TOTALS</b>	<b>30-62</b>	<b>12-33</b>	<b>8-11</b>	<b>33</b>	<b>19</b>	<b>80</b>	<b>16</b>	<b>200</b>

### Auburn (17-7)

Player	FG	3FG	FT	RB	PF	PT	A	Min
Hargrove	5-10	1-1	5-7	7	2	16	3	31
Lett	0-0	0-0	0-0	2	1	0	0	12
Knox	7-9	0-0	7-13	7	2	21	1	25
Reed	7-12	2-3	3-5	1	0	19	8	35
Waller	8-15	6-11	0-0	7	2	22	0	38
Armstrong	0-0	0-0	0-0	0	0	0	0	4
Wallace	0-0	0-0	0-0	0	0	0	3	5
Sullivan	0-2	0-1	3-4	2	4	3	1	16
Gabriel	2-4	1-3	0-0	3	0	5	2	9
Ross	1-6	1-5	0-2	5	2	3	1	25
<b>TOTALS</b>	<b>30-58</b>	<b>11-24</b>	<b>18-31</b>	<b>36</b>	<b>13</b>	<b>89</b>	<b>19</b>	<b>200</b>

Halftime: MSU 37, AU 46. FG%: MSU 48.4%, AU 51.7%. 3FG%: MSU 36.4%, AU 45.8%. FT%: MSU 72.7%, AU 58.1%. Turnovers: MSU 10 (Bost 4), AU 8 (Hargrove, Reed, Waller 2). Blocked Shots: MSU 4 (Varnado 3), AU 3 (Knox, Waller, Armstrong 1). Steals: MSU 3 (Augustus, Johnson, Bost 1), AU 5 (Knox 2). Officials: John Cahill, Rick Crawford, Tim Higgins. Attendance: 9,927.





## GAME 31 — MARCH 6, 2010

<b>Tennessee</b>	<b>75</b>
<b>Mississippi State</b>	<b>59</b>

Humphrey Coliseum • Starkville, MS

On Senior Night, Mississippi State said goodbye to Jarvis Varnado and Barry Stewart with a disappointing 75-59 home loss to No. 16 Tennessee.

Standing as the NCAA all-time career blocks leader and only player in history to achieve 1,000 points, 1,000 rebounds and 500 blocks in a career, Varnado scored 11 and claimed 6 rebounds in his final game of regular-season play.

Barry Stewart, who has drained more treys (269) than any other Bulldog player in history, recorded 6 points, 4 rebounds and 3 assists.

For the second time this season, junior Kodi Augustus led the team in scoring with his 15 points.

J.P. Prince led the Vols with 16 points.

The Bulldogs were faced with a significant challenge from tip. Starting the game scoreless through the first six minutes, State saw Tennessee storm out to a 17-0 lead. A Brian Williams layup with a second remaining in the half pushed the UT advantage to an identical 17-point advantage at the half, as the Vols held a 38-21 lead. State's 21 halftime points was its lowest this season.

MSU played with more determination in the second half, but it wasn't enough as the Vols won for the third-straight time at the Hump.

### Tennessee (23-7)

Player	FG	3FG	FT	RB	PF	PT	A	Min
Chism	0-4	0-1	1-2	6	3	1	1	25
Williams	5-7	0-0	0-0	13	3	10	0	27
Maze	3-7	0-3	4-4	1	1	10	3	26
Prince	6-10	1-3	3-4	6	4	16	3	29
Hopson	6-14	2-5	0-0	3	1	14	1	31
Woolridge	1-1	0-0	0-0	0	0	2	0	2
Hall	3-4	0-0	0-0	4	1	6	0	12
Goins	1-5	0-1	2-4	3	1	4	2	15
Pearl	1-1	0-0	0-0	2	2	2	2	14
Tatum	4-7	0-3	2-2	3	3	10	0	19
<b>TOTALS</b>	<b>30-60</b>	<b>3-16</b>	<b>12-16</b>	<b>46</b>	<b>19</b>	<b>75</b>	<b>12</b>	<b>200</b>

### Mississippi State (21-10)

Player	FG	3FG	FT	RB	PF	PT	A	Min
Augustus	4-10	3-5	4-4	5	3	15	0	20
Varnado	4-7	0-0	3-8	6	1	11	2	37
Johnson	2-11	1-5	0-0	6	0	5	1	33
Bost	4-11	2-8	1-1	5	4	11	6	35
Stewart	2-11	1-8	1-2	4	2	6	3	39
Osby	1-2	0-0	0-0	0	0	2	0	7
Benock	0-1	0-1	1-2	1	3	1	1	5
Luczak	0-0	0-0	0-0	0	0	0	0	1
Turner	3-6	2-5	0-0	3	1	8	0	23
<b>TOTALS</b>	<b>20-59</b>	<b>9-32</b>	<b>10-17</b>	<b>30</b>	<b>14</b>	<b>59</b>	<b>13</b>	<b>200</b>

Halftime: MSU 21, UT 38. FG%: MSU 33.9%, UT 50.0%. 3FG%: MSU 28.1%, UT 18.8%. FT%: MSU 58.8%, UT 75.0%. Turnovers: MSU 13 (Varnado, Bost 3), UT 15 (Prince 4). Blocked Shots: MSU 6 (Augustus 3), UT 3 (Three Players with 1). Steals: MSU 4 (Four players with 1), UT 10 (Prince, Hopson 2). Officials: Ted Valentine, Tom Eades, Doug Simmons. Attendance: 10,021.

## GAME 32 — MARCH 12, 2010

<b>SEC TOURNAMENT</b>	
<b>Mississippi State</b>	<b>75</b>
<b>Florida</b>	<b>69</b>

Bridgestone Arena • Nashville, TN

Mississippi State saved one of its best offensive performances of the season by draining 10 3-point baskets in a 75-69 win over Florida in the quarterfinals of the SEC Tournament.

MSU shot an amazing 57.1 percent from the field - the third best shooting percentage of the season and the best mark against any league opponent this year.

The Bulldogs hit five of their first six shots from the field and quickly sprinted to a 10-0 advantage and never looked back.

Back-to-back 3-point baskets by Barry Stewart and Ravern Johnson allowed the Bulldogs to run out to a 34-19 advantage. The inside play of Romero Obsy also proved large, as the Bulldogs were able to use the early offensive punch and four blocks by Jarvis Varnado to roll into a 39-28 advantage at halftime.

The Bulldogs again started the second half strong. A Bost trey capped a 7-0 run for 46-31 advantage less than two minutes into the half. A Varnado layup with 13:30 remaining allowed the Bulldogs to open their largest advantage, at 58-39.

A 7-0 run by the Gators was halted by a Johnson jumper, which gave MSU a 70-64 lead with 1:44 left. The Gators did close within three, at 71-68, on a Kenny Boynton layup in the final half minute.

Stewart hit 6-of-7 free throws late to close out the victory.

### Florida (21-12)

Player	FG	3FG	FT	RB	PF	PT	A	Min
Tyus	2-5	1-2	0-1	5	2	5	0	23
Parsons	3-9	0-3	4-6	7	3	10	1	35
Macklin	1-3	0-0	1-3	6	2	3	1	32
Boynton	8-17	4-8	3-4	3	1	23	3	37
Walker	6-12	4-8	3-4	2	1	19	1	29
Shipman	3-4	0-1	0-0	1	0	6	1	15
Werner	1-5	0-2	1-1	6	3	3	2	19
Murphy	0-1	0-0	0-0	3	0	0	0	10
<b>TOTALS</b>	<b>24-56</b>	<b>9-24</b>	<b>12-19</b>	<b>34</b>	<b>12</b>	<b>69</b>	<b>9</b>	<b>200</b>

### Mississippi State (22-10)

Player	FG	3FG	FT	RB	PF	PT	A	Min
Augustus	5-10	0-1	0-0	2	4	10	1	20
Varnado	7-9	0-0	1-2	4	2	15	1	36
Johnson	4-7	2-4	2-2	6	2	12	0	26
Bost	4-8	2-4	0-0	2	2	10	5	36
Stewart	4-8	3-6	6-7	3	2	17	3	32
Osby	3-4	2-2	0-0	2	0	8	2	13
Riek	0-0	0-0	0-0	0	1	0	0	4
Benock	1-1	1-1	0-0	0	1	3	0	13
Turner	0-2	0-2	0-0	1	3	0	1	20
<b>TOTALS</b>	<b>28-49</b>	<b>10-20</b>	<b>9-11</b>	<b>23</b>	<b>17</b>	<b>75</b>	<b>13</b>	<b>200</b>

Halftime: MSU 39, UF 28. FG%: MSU 57.1%, UF 42.9%. 3FG%: MSU 50.0%, UF 37.5%. FT%: MSU 81.8%, UF 63.2%. Turnovers: MSU 12 (Bost 4), UF 12 (Tyus 4). Blocked Shots: MSU 6 (Varnado 4), UF 2 (Tyus, Werner 1). Steals: MSU 5 (Bost, Benock 2), UF 7 (Parsons, Shipman 2). Officials: Tom Eades, Doug Simmons, Pat Adams. Attendance: 16,614.

## GAME 33 — MARCH 13, 2010

<b>SEC TOURNAMENT</b>	
<b>Mississippi State</b>	<b>62</b>
<b>Vanderbilt</b>	<b>52</b>

Bridgestone Arena • Nashville, TN

Mississippi State turned real defensive in its SEC Tournament title defense against Vanderbilt in a 62-52 win to punch its ticket to the finals for the second-straight year.

On Sunday, MSU (23-10) will face No. 2 Kentucky (31-2) in a showdown for the conference tournament championship. The Bulldogs held the Commodores to 26 points below their seasonal average. VU only shot 34.6 percent from the field, 13 percentage points below its average.

Jarvis Varnado again led the defensive effort. In his individual matchup with VU junior center A.J. Ogilvy, Varnado limited Ogilvy to two points and without a field goal for the first time in his career.

For a second straight day, the Bulldogs started on fire from long range. MSU hit four 3-point baskets in the opening seven minutes of play. The Bulldogs used a 19-8 run to erase an early five-point deficit. The Bulldogs hit 4-of-14 shots from 3-point range for a 33-27 lead at halftime.

In the second half, the Bulldogs used a 9-0 run fueled by two baskets by both Kodi Augustus and Dee Bost to open up a 44-29 advantage with 17:13 left. However, the Dores would later the Bulldogs four minutes without a field goal and used a 13-2 run to climb back into the contest.

VU closed within 51-48 with 5:38 left, but a layup by Ravern Johnson slammed the door on the Commodores as it sent MSU on a 10-1 game-deciding run.

### Vanderbilt (24-8)

Player	FG	3FG	FT	RB	PF	PT	A	Min
Walker	2-7	0-0	2-3	3	5	6	0	26
Ogilvy	0-4	0-0	2-4	4	3	2	3	21
Beal	4-10	2-5	1-2	0	1	11	2	28
Jenkins	3-6	1-1	0-3	5	2	7	2	32
Taylor	2-8	0-0	5-5	8	3	9	1	35
Tinsley	3-5	3-4	0-0	0	1	9	3	20
Ezeli	4-7	0-0	0-0	6	2	8	0	19
Goulbourne	0-1	0-1	0-0	2	1	0	0	8
McClellan	0-0	0-0	0-0	0	0	0	0	1
Tchiengang	0-4	0-1	0-0	3	3	0	0	10
<b>TOTALS</b>	<b>18-52</b>	<b>6-12</b>	<b>10-17</b>	<b>37</b>	<b>21</b>	<b>52</b>	<b>11</b>	<b>200</b>

### Mississippi State (23-10)

Player	FG	3FG	FT	RB	PF	PT	A	Min
Augustus	2-8	0-2	0-1	4	2	4	0	26
Varnado	3-5	0-0	5-10	9	3	11	0	32
Johnson	3-6	0-2	0-0	1	2	6	1	25
Bost	4-12	2-6	1-1	3	0	11	2	36
Stewart	4-13	1-6	5-6	8	4	14	2	38
Osby	2-3	1-1	0-0	2	1	5	0	14
Benock	0-0	0-0	0-0	0	1	0	0	7
Turner	4-9	2-5	1-2	5	1	11	2	21
Riek	0-0	0-0	0-0	0	0	0	0	1
<b>TOTALS</b>	<b>22-56</b>	<b>6-22</b>	<b>12-20</b>	<b>37</b>	<b>14</b>	<b>62</b>	<b>17</b>	<b>200</b>

Halftime: MSU 33, VU 27. FG%: MSU 39.3%, VU 34.6%. 3FG%: MSU 27.3%, VU 50.0%. FT%: MSU 60.0%, VU 58.8%. Turnovers: MSU 9 (Bost 3), VU 11 (Tchiengang, Ogilvy 3). Blocked Shots: MSU 8 (Varnado 6), VU 3 (Ezeli 2). Steals: MSU 2 (Augustus, Stewart 1), VU 3 (Tchiengang 2). Officials: Mike Stuart, Doug Shows, Mike Nance. Attendance: 20,207.

2010-11 BULLDOG BASKETBALL



## GAME 31 — MARCH 6, 2010

### SEC TOURNAMENT

Kentucky	75
Mississippi State	74 OT

Bridgestone Arena • Nashville, TN

Mississippi State's valiant effort fell short as the Bulldogs lost 75-74 to No. 2 Kentucky in the championship game of the SEC Tournament.

The Wildcats won their 26th conference tournament title, while snapping the Bulldogs' six-game, two-season win streak in the same event.

MSU hung with one of the nation's elite basketball teams from the opening tip. However, UK found a way to win in overtime for a second time this season, with the first coming back in February. The Bulldogs let a five-point lead slip in the final minute as DeMarcus Cousins scored on a putback with 0.1 seconds left in regulation.

In the overtime, John Wall hit an off-balanced 3-pointer with 27 seconds left which served as the back-breaker. The Bulldogs trailed by five after that trey. MSU got a putback on the offensive end. After Cousins made one free throw for the Wildcats, Riley Benock hit a 3-pointer as time expired to create the final margin.

The score was tied 12 times and the lead changed hands an amazing 20 times. Neither team led by more than five. MSU enjoyed a five-point lead in both halves, while UK did not enjoy its five-point push until the final half-minute of overtime.

Jarvis Varnado and Barry Stewart made the All-Tournament team.

#### Mississippi State (23-11)

Player	FG	3FG	FT	RB	PF	PT	A	Min
Augustus	1-5	0-2	0-0	4	4	2	0	18
Varnado	8-13	0-0	2-4	9	4	18	0	40
Johnson	8-15	4-8	0-0	3	0	20	3	38
Bost	6-15	2-6	2-5	6	3	16	5	40
Stewart	3-9	3-6	2-2	10	5	11	2	32
Osby	0-1	0-0	0-0	0	0	0	0	7
Benock	2-4	1-3	0-0	2	2	5	1	18
Turner	1-6	0-2	0-0	4	0	2	2	30
Lewis	0-1	0-0	0-0	0	0	0	0	2
<b>TOTALS</b>	<b>29-69</b>	<b>10-27</b>	<b>6-11</b>	<b>43</b>	<b>18</b>	<b>74</b>	<b>13</b>	<b>225</b>

#### Kentucky (32-2)

Player	FG	3FG	FT	RB	PF	PT	A	Min
Cousins	3-6	0-0	4-6	10	4	10	1	26
Patterson	6-11	0-2	3-4	6	2	15	2	38
Miller	0-2	0-1	0-0	1	0	0	1	13
Wall	5-15	1-4	6-9	6	0	17	9	40-
Bledsoe	7-12	2-4	2-5	3	3	18	1	43
Dodson	1-7	1-5	0-0	5	2	3	0	28
Harris	0-0	0-0	0-0	0	1	0	1	6
Stevenson	1-1	0-0	0-0	1	2	2	0	7
Orton	3-3	0-0	0-0	2	0	6	0	17
Liggins	2-4	0-0	0-0	0	0	4	1	7
<b>TOTALS</b>	<b>28-51</b>	<b>4-16</b>	<b>15-24</b>	<b>37</b>	<b>14</b>	<b>75</b>	<b>16</b>	<b>225</b>

Halftime: MSU 35, KU 31. FG%: MSU 42.0%, KU 45.9%. 3FG%: MSU 37.0%, KU 25.0%. FT%: MSU 54.5%, KU 62.5%. Turnovers: MSU 14 (Augustus 3), KU 9 (Wall 4). Blocked Shots: MSU 7 (Varnado 5), KU 6 (Cousins, Patterson 2). Steals: MSU 7 (Augustus, Varnado 2), KU 11 (Wall 5). Officials: Tom Eades, Joe Lindsay, Ted Valentine. Attendance: 20,082

## GAME 32 — MARCH 12, 2010

### NIT

Mississippi State	81
Jackson State	67

Humphrey Coliseum • Starkville, MS

Mississippi State opened NIT play with a 81-67 victory against Jackson State Tuesday at Humphrey Coliseum.

The Bulldogs are now 7-6 all-time in this tournament.

First-team All-SEC forward Jarvis Varnado scored a team-high 21 points to go along with his 11 rebounds for his 18th double-double of the year.

Second-team All-SEC sophomore Dee Bost recorded 18 points, 6 assists and 3 steals while junior Kodi Augustus registered 13 points.

Senior Garrison Johnson scored a game-high 32 points for the Tigers.

The Bulldogs jumped out to an early 16-8 lead at the 12:55 mark in the game's first half. A trey from senior Barry Stewart sparked a 7-0 run for State late in the half as MSU led 32-23 at the break.

Jackson State closed the MSU lead to just 39-33 at the 14:16 mark of the second half. However, a flagrant foul on Tiger sophomore Phillip Williams and two ensuing technicals sent him to the locker room. The action sparked the MSU players and led to eight-straight points for Bost in the next 20 seconds for a 28-11 run.

State, which had a season-high 12 steals, built as much as a 66-44 lead with 5:10 remaining.

#### Jackson State (19-13)

Player	FG	3FG	FT	RB	PF	PT	A	Min
Burk	1-3	1-2	0-0	6	3	3	1	25
Jefferson	0-0	0-0	0-0	0	0	0	0	8
Melvin	3-6	0-2	2-2	2	1	8	2	31
Dixon	1-8	0-3	1-2	11	3	3	2	31
Johnson	9-23	6-14	8-10	5	2	32	2	34
Hanson	4-11	3-6	0-0	1	5	11	1	25
Blake	0-2	0-0	0-0	5	4	0	0	11
C. Williams	1-1	0-0	0-0	0	0	2	0	5
P. Williams	2-3	0-0	0-0	2	4	4	0	14
Swanier	0-1	0-0	0-0	1	0	0	0	1
Gregory	1-1	0-0	2-2	2	0	4	0	15
<b>TOTALS</b>	<b>22-60</b>	<b>10-27</b>	<b>13-16</b>	<b>38</b>	<b>22</b>	<b>67</b>	<b>8</b>	<b>200</b>

#### Mississippi State (24-11)

Player	FG	3FG	FT	RB	PF	PT	A	Min
Augustus	4-7	3-6	2-2	5	4	13	0	24
Varnado	6-11	0-0	9-14	11	2	21	1	30
Johnson	1-6	0-5	2-2	1	2	4	1	24
Bost	4-8	2-6	8-10	4	2	18	6	35
Stewart	3-7	1-5	0-0	4	2	7	2	22
Osby	1-4	1-2	0-0	3	0	3	0	17
Parker	0-0	0-0	2-2	0	1	2	0	2
Benock	1-4	1-4	0-0	0	1	3	2	20
Luczak	0-0	0-0	1-2	1	3	1	0	1
Price	0-0	0-0	0-0	0	0	0	0	1
Turner	2-7	0-1	3-4	6	1	7	3	20
Lewis	0-0	0-0	0-0	0	2	0	0	3
Riek	0-0	0-0	2-2	0	2	2	0	1
<b>TOTALS</b>	<b>22-54</b>	<b>8-29</b>	<b>29-38</b>	<b>35</b>	<b>12</b>	<b>81</b>	<b>15</b>	<b>200</b>

Halftime: MSU 32, JSU 23. FG%: MSU 40.7%, JSU 36.7%. 3FG%: MSU 27.6%, JSU 37.0%. FT%: MSU 76.3%, JSU 81.3%. Turnovers: MSU 11 (Varnado 3), JSU 16 (Melvin 4). Blocked Shots: MSU 6 (Varnado 3), JSU 2 (Blake, Gregory). Steals: MSU 12 (Bost, Stewart, Osby 3), JSU 3 (Burk, Dixon, Gregory). Officials: Pat Adams, Ron Groover, Pat Evans. Attendance: 4,433.

## GAME 33 — MARCH 13, 2010

### NIT

North Carolina	76
Mississippi State	74

Humphrey Coliseum • Starkville, MS

Two late banked-in shots by North Carolina ended Mississippi State's season in heartbreaking fashion in the NIT's second round.

After two made free throws by senior Barry Stewart, the Bulldogs were tied with the visiting Tar Heels at 74 with 8.9 seconds remaining. Larry Drew II then raced the length of the court and threw up a left-handed prayer off the glass to give UNC a two point lead. A halfcourt shot from junior Phil Turner missed left to end State's season.

Senior All-SEC Jarvis Varnado shone in his last collegiate game with 14 points, 7 rebounds and 4 blocks. Also rounding out his impressive career was Stewart, who had a game-high 18 points.

Mississippi State brought tremendous energy into the game, storming out to a 16-4 lead by the 15:13 mark on three treys and three steals. UNC responded with a 24-6 run to go up 36-33 at the break.

In the second half, MSU used 15-2 run to lead 51-43 with 13:53 remaining before the Tar Heels began to chip away.

UNC eventually took a 64-63 advantage with a Graves 3-pointer. A halfcourt pass from Varnado to Johnson resulted in a three for MSU, as the Bulldogs then took a 69-66 lead at the 2:42 mark before the Heels rallied.

#### North Carolina (18-16)

Player	FG	3FG	FT	RB	PF	PT	A	Min
Thompson	4-8	0-0	0-0	5	3	8	2	28
Henson	6-11	0-0	0-0	8	2	12	3	28
Ginyard	3-7	0-3	0-2	6	2	6	3	34
Drew II	2-5	1-3	0-0	1	1	5	6	27
Graves	6-10	4-6	1-1	3	3	17	0	30
Strickland	3-4	0-0	2-3	3	1	8	2	16
McDonald	3-8	0-2	1-1	0	4	7	1	10
Watts	0-1	0-0	0-0	2	0	0	0	5
Wear	2-5	0-0	2-2	2	1	6	0	9
Zeller	3-7	0-0	1-1	7	2	7	0	13
<b>TOTALS</b>	<b>32-66</b>	<b>5-14</b>	<b>7-10</b>	<b>41</b>	<b>19</b>	<b>76</b>	<b>17</b>	<b>200</b>

#### Mississippi State (24-12)

Player	FG	3FG	FT	RB	PF	PT	A	Min
Augustus	2-4	0-1	0-1	2	3	4	1	15
Varnado	5-9	0-0	4-5	7	3	14	2	29
Johnson	4-11	4-6	1-2	6	1	13	1	28
Bost	4-10	3-9	3-4	5	3	14	4	32
Stewart	5-13	3-7	5-7	5	1	18	2	36
Osby	1-2	0-0	0-0	0	0	2	0	12
Benock	0-2	0-2	0-0	0	0	0	0	12
Turner	3-7	1-4	2-2	6	1	9	2	33
Lewis	0-0	0-0	0-0	0	0	0	0	3
<b>TOTALS</b>	<b>24-58</b>	<b>11-29</b>	<b>15-21</b>	<b>32</b>	<b>12</b>	<b>74</b>	<b>12</b>	<b>200</b>

Halftime: MSU 33, UNC 36. FG%: MSU 41.4%, UNC 48.5%. 3FG%: MSU 37.9%, UNC 35.7%. FT%: MSU 71.4%, UNC 70.0%. Turnovers: MSU 8 (Bost 3), UNC 11 (Drew II 2). Blocked Shots: MSU 5 (Varnado 4), UNC 5 (Henson 3). Steals: MSU 7 (Bost 3), UNC 5 (Henson 2). Officials: Mike Thibodeaux, Kevin Mathis, Glenn Tuiitt. Attendance: 9,471.





Western Division					Eastern Division				
School	SEC	Pct	All	Pct	School	SEC	Pct	All	Pct
Mississippi State#.....	9-7	.875	24-12	.667	Kentucky% <sup>^</sup> \$.....	14-2	.875	35-3	.921
Ole Miss#.....	9-7	.750	24-11	.686	Vanderbilt.....	12-4	.750	24-9	.727
Arkansas.....	7-9	.688	14-18	.438	Tennessee.....	11-5	.688	28-9	.757
Alabama.....	6-10	.563	17-15	.531	Florida.....	9-7	.563	21-13	.618
Auburn.....	6-10	.375	15-17	.469	South Carolina.....	6-10	.375	15-16	.484
LSU.....	2-14	.125	11-20	.355	Georgia.....	5-11	.313	14-17	.452

# - SEC Western Division Co-Champions  
 \$ - SEC Tournament Champions

% - SEC Eastern Division Champions  
 ^ - SEC Champions

## 2010 SEC TOURNAMENT RESULTS

*Bridgestone Arena, Nashville, TN*

### Thursday, March 11 (First Round)

(W4) Alabama 68, (E5) South Carolina 63  
 (E3)Tennessee 59, (W6) LSU 49  
 (E4) Florida 78, (W5) Auburn 69  
 (E6) Georgia 77, (W3) Arkansas 64

### Friday, March 12 (Second Round)

(E1) Kentucky 73, (W4) Alabama 67  
 (E3) Tennessee 76, (W2) Ole Miss 65  
 (W1) Mississippi State, (E4) Florida 69  
 (E2) Vanderbilt 78, (E6) Georgia 66

### Saturday, March 13 (Semifinals)

(E1) Kentucky 74, (E3) Tennessee 45  
 (W1) Mississippi St. 62, (E2) Vanderbilt 52

### Sunday March 14 (Finals)

Kentucky 75, Mississippi State 74

### SEC ALL-TOURNAMENT TEAM

**Jarvis Varnado, Mississippi State**  
**Barry Stewart, Mississippi State**  
 John Wall, Kentucky, MVP  
 Eric Bledsoe, Kentucky  
 DeMarcus Cousins, Kentucky

### SEC COACH OF THE YEAR

Coaches - Kevin Stallings, Vanderbilt  
 AP - John Calipari, Kentucky

### SEC PLAYER OF THE YEAR

Coaches & AP - John Wall, Kentucky

### SEC FRESHMAN OF THE YEAR

Coaches - DeMarcus Cousins, Kentucky  
 AP - John Wall, Kentucky

### SEC 6TH MAN OF THE YEAR

Coaches - John Jenkins, Vanderbilt

### SEC DEFENSIVE PLAYER OF THE YEAR

Coaches - Jarvis Varnado, Miss. State

### SEC SCHOLAR-ATHLETE OF THE YEAR

Coaches - Ray Shipman, Florida

### COACHES ALL-SEC TEAM

#### First Team

\*Trey Thompkins, Georgia  
 \*DeMarcus Cousins, Kentucky  
 Patrick Patterson, Kentucky

\*John Wall, Kentucky  
**Jarvis Varnado, Mississippi State**

Devan Downey, South Carolina  
 Wayne Chism, Tennessee  
 \*Jermaine Beal, Vanderbilt

#### Second Team

Mikhail Torrance, Alabama  
 Courtney Fortson, Arkansas  
 Ervin Walker, Florida  
 Tasmin Mitchell, LSU  
 Chris Warren, Ole Miss  
**Dee Bost, Mississippi State**  
 A.J. Ogilvy, Vanderbilt  
 Jeffery Taylor, Vanderbilt

### COACHES ALL-SEC DEFENSIVE TEAM

\*Jarvis Varnado, Mississippi State  
 Patrick Patterson, Kentucky  
 Devan Downey, South Carolina  
 Sam Muldrow, South Carolina  
 Jeffery Taylor, Vanderbilt

### SEC ALL-FRESHMAN TEAM

Tony Mitchell, Alabama  
 \*Marshawn Powell, Arkansas  
 Kenny Boynton, Florida  
 \*Eric Bledsoe, Kentucky  
 \*DeMarcus Cousins, Kentucky  
 \*John Wall, Kentucky  
 Reginald Buckner, Ole Miss  
 \*John Jenkins, Vanderbilt  
 \* - Unanimous selection

### AP SEC ALL-SEC TEAM

#### First Team

**Jarvis Varnado, Mississippi State**  
 u-DeMarcus Cousins, Kentucky  
 u-Devan Downey, South Carolina  
 u-John Wall, Kentucky  
 Trey Thompkins, Georgia

#### Second Team

Patrick Patterson, Kentucky  
 Chris Warren, Ole Miss  
 Jermaine Beal, Vanderbilt  
 Tasmin Mitchell, LSU  
 Wayne Chism, Tennessee

#### Honorable Mention

Jeffery Taylor, Vanderbilt  
 A.J. Ogilvy, Vanderbilt  
 Courtney Fortson, Arkansas

Dee Bost, Mississippi State  
 Mikhail Torrance, Alabama

u - Unanimous selection to first team  
 t - Tied for final spot on first team

### SEC PLAYER/FRESHMAN OF THE WEEK

- Nov. 16** Rotnei Clarke, Arkansas (P)  
Eric Bledsoe, Kentucky (F)
  - Nov. 23** Patrick Patterson, Kentucky (P)  
John Wall, Kentucky (F)
  - Nov. 30** Erving Walker, Florida (P)  
John Wall, Kentucky (F)
  - Dec. 7** A.J. Ogilvy, Vanderbilt (P)  
John Wall, Kentucky (F)
  - Dec. 14** **Ravern Johnson, Miss. State (P)**  
John Wall, Kentucky (F)
  - Dec. 21** Trey Thompkins, Georgia (P)  
Reginald Buckner, Ole Miss (F)
  - Dec. 28** JaMychal Green, Alabama (P)  
DeMarcus Cousins, Kentucky (F)
  - Jan. 4** DeMarcus Cousins, Kentucky (P)  
John Jenkins, Vanderbilt (F)
  - Jan. 11** Bobby Maze, Tennessee (P)  
John Jenkins, Vanderbilt (F)
  - Jan. 18** **Jarvis Varnado, Miss. State (P)**  
Eric Bledsoe, Kentucky (F)
  - Jan. 25** Travis Leslie, Georgia (P)  
DeMarcus Cousins, Kentucky (F)
  - Feb. 1** Devan Downey, South Carolina (P)  
Marshawn Powell, Arkansas (F)
  - Feb. 8** Courtney Fortson, Arkansas (P)  
DeMarcus Cousins, Kentucky (F)
  - Feb. 15** Jeffery Taylor, Vanderbilt (P)  
John Wall, Kentucky (F)
  - Feb. 22** Wayne Chism, Tennessee (P)  
DeMarcus Cousins, Kentucky (F)
  - March 1** **Jarvis Varnado, Miss. State (P)**  
John Jenkins, Vanderbilt (F)
  - March 8** Chris Warren, Ole Miss (P)  
Tony Mitchell, Alabama (F)
- (P) - SEC Player of the Week  
 (F) - SEC Freshman of the Week

2010-11 BULLDOG BASKETBALL





# 2009-10 INDIVIDUAL STATISTICS

## SCORING

Player, School	GP	Pts	Avg
1. Devan Downey-SC.....	31	699	22.5
2. Trey Thompkins-UG.....	31	549	17.7
3. Chris Warren-UM.....	35	602	17.2
4. Tasmin Mitchell-LS.....	31	521	16.8
5. John Wall-UK.....	37	616	16.6
6. DeWayne Reed-AU.....	32	518	16.2
7. Mikhail Torrance-UA.....	32	500	15.6
8. Tay Waller-AU.....	26	398	15.3
9. Terrico White-UM.....	35	530	15.1
10. DeMarcus Cousins-UK...38	575	15.1	
11. Rotnei Clarke-AR.....	31	469	15.1
12. Marshawn Powell-AR....	32	478	14.9
13. Travis Leslie-UG.....	31	458	14.8
14. Jermaine Beal-VU.....	33	481	14.6
15. Bo Spencer-LS.....	30	436	14.5
16. Patrick Patterson-UK....	38	544	14.3
17. JaMychal Green-UA.....	31	438	14.1
18. Kenny Boynton-UF.....	34	476	14.0
<b>19. Jarvis Varnado-MS.....</b>	<b>36</b>	<b>496</b>	<b>13.8</b>
20. A.J. Ogilvy-VU.....	33	442	13.4
21. Jeffery Taylor-VU.....	33	438	13.3
<b>22. Ravern Johnson-MS....</b>	<b>35</b>	<b>461</b>	<b>13.2</b>
<b>23. Dee Bost-MS.....</b>	<b>36</b>	<b>468</b>	<b>13.0</b>

## REBOUNDS

Player, School	GP	Rbs	Avg
<b>1. Jarvis Varnado-MS.....</b>	<b>36</b>	<b>369</b>	<b>10.3</b>
2. DeMarcus Cousins-UK....	38	374	9.8
3. Tasmin Mitchell-LS.....	31	292	9.4
4. Trey Thompkins-UG.....	31	258	8.3
5. Murphy Holloway-UM....	34	259	7.6
6. Patrick Patterson-UK....	38	283	7.4
7. Storm Warren-LS.....	31	223	7.2
8. Wayne Chism-UT.....	37	266	7.2
9. JaMychal Green-UA.....	31	222	7.2
10. Lucas Hargrove-AU.....	32	224	7.0
11. Alex Tyus-UF.....	34	234	6.9
12. Chandler Parsons-UF....	34	233	6.9
13. Travis Leslie-UG.....	31	212	6.8
14. Marshawn Powell-AR....	32	215	6.7
15. Sam Muldrow-SC.....	31	193	6.2
16. A.J. Ogilvy-VU.....	33	204	6.2
17. Michael Washington-AR..	29	177	6.1
18. Tony Mitchell-UA.....	30	177	5.9
19. Vernon Macklin-UF.....	34	188	5.5
<b>20. Kodi Augustus-MS.....</b>	<b>34</b>	<b>185</b>	<b>5.4</b>
21. Andre Walker-VU.....	32	172	5.4
22. Jeffery Taylor-VU.....	33	172	5.2
23. Lakeem Jackson-SC.....	31	154	5.0

## BLOCKED SHOTS

Player, School	GP	Rbs	Avg
<b>1. Jarvis Varnado-MS.....</b>	<b>36</b>	<b>170</b>	<b>4.7</b>
2. Sam Muldrow-SC.....	31	97	3.1
3. Reginald Buckner-UM....	31	64	2.1
4. DeMarcus Cousins-UK...38	67	1.8	
5. JaMychal Green-UA.....	31	52	1.7
6. A.J. Ogilvy-VU.....	33	48	1.5
7. Storm Warren-LS.....	31	44	1.4
8. Daniel Orton-UK.....	38	52	1.4
9. Johndre Jefferson-SC....	31	42	1.4
10. Festus Ezeli-VU.....	32	43	1.3

## STEALS

Player, School	GP	Rbs	Avg
1. Devan Downey-SC.....	31	85	2.7
2. Frankie Sullivan-AU.....	31	59	1.9
3. John Wall-UK.....	37	66	1.8
4. Anthony Brock-UA.....	30	48	1.6
5. Senario Hillman-UA.....	31	48	1.5
6. J.P. Prince-UT.....	37	57	1.5
7. Lakeem Jackson-SC.....	31	47	1.5
8. Murphy Holloway-UM....	34	50	1.5
9. Eric Bledsoe-UK.....	37	52	1.4
10. DeWayne Reed-AU.....	32	43	1.3

## FIELD GOAL PERCENTAGE

Player, School	FGM	FGA	Pct
1. Jarvis Varnado-MS.....	184	316	.582
2. Patrick Patterson-UK....	215	374	.575
3. DeMarcus Cousins-UK...206	369	.558	
4. Marshawn Powell-AR....	190	380	.500
5. JaMychal Green-UA.....	162	327	.495
6. Travis Leslie-UG.....	169	347	.487
7. Trey Thompkins-UG.....	207	429	.483
8. Tay Waller-AU.....	139	293	.474
9. Mikhail Torrance-UA.....	163	347	.470
10. John Wall-UK.....	202	438	.461

## OFFENSIVE REBOUNDS

Player, School	GP	Rbs	Avg
1. DeMarcus Cousins-UK...38	154	4.1	
2. Storm Warren-LS.....	31	101	3.3
3. Travis Leslie-UG.....	31	96	3.1
4. Patrick Patterson-UK....	38	116	3.1
5. Tasmin Mitchell-LS.....	31	94	3.0
<b>6. Jarvis Varnado-MS.....</b>	<b>36</b>	<b>107</b>	<b>3.0</b>
7. JaMychal Green-UA.....	31	86	2.8
8. Vernon Macklin-UF.....	34	91	2.7
Murphy Holloway-UM....	34	91	2.7
10. Sam Muldrow-SC.....	31	77	2.5

## MINUTES PLAYED

Player, School	GP	Min	Avg
1. Tasmin Mitchell-LS.....	31	1157	37.3
2. Bo Spencer-LS.....	30	1086	36.2
<b>3. Dee Bost-MS.....</b>	<b>36</b>	<b>1255</b>	<b>34.9</b>
4. John Wall-UK.....	37	1288	34.8
<b>5. Barry Stewart-MS.....</b>	<b>36</b>	<b>1231</b>	<b>34.2</b>
6. Rotnei Clarke-AR.....	31	1058	34.1
7. Devan Downey-SC.....	31	1055	34.0
8. DeWayne Reed-AU....	32	1059	33.1
9. Patrick Patterson-UK...38	1255	33.0	
10. Chris Warren-UM.....	35	1152	32.9

## 3-POINT FG MADE

Player, School	GP	3PM	Avg
1. Tay Waller-AU.....	26	87	3.3
2. Rotnei Clarke-AR.....	31	100	3.2
3. Chris Warren-UM.....	35	111	3.2
<b>4. Ravern Johnson-MS....</b>	<b>35</b>	<b>87</b>	<b>2.5</b>
5. John Jenkins-VU.....	31	72	2.3
6. Devan Downey-SC.....	31	69	2.2
7. Jermaine Beal-VU.....	33	72	2.2
8. Barry Stewart-MS.....	36	78	2.2
9. Ricky McPhee-UG.....	31	66	2.1
10. Kenny Boynton-UF.....	34	72	2.1

## DEFENSIVE REBOUNDS

Player, School	GP	Rbs	Avg
<b>1. Jarvis Varnado-MS.....</b>	<b>36</b>	<b>262</b>	<b>7.3</b>
2. Tasmin Mitchell-LS.....	31	198	6.4
3. Trey Thompkins-UG.....	31	193	6.2
4. DeMarcus Cousins-UK...38	220	5.8	
5. Wayne Chism-UT.....	37	192	5.2
6. Lucas Hargrove-AU.....	32	166	5.2
7. Alex Tyus-UF.....	34	169	5.0
8. Murphy Holloway-UM....	34	168	4.9
9. Chandler Parsons-UF....	34	156	4.6
10. Marshawn Powell-AR....	32	141	4.4

## ASSIST/TURNOVER RATIO

Player, School	Ast	TO	Ratio
1. Chris Bass-LS.....	97	38	2.6
2. Bobby Maze-UT.....	118	52	2.3
3. Dustin Ware-UG.....	105	48	2.2
4. Jermaine Beal-VU.....	103	52	2.0
5. Erving Walker-UF.....	166	85	2.0
6. Mikhail Torrance-UA....	162	86	1.9
7. John Wall-UK.....	241	149	1.6
<b>8. Dee Bost-MS.....</b>	<b>188</b>	<b>118</b>	<b>1.6</b>
9. Chris Warren-UM.....	124	79	1.6
10. Eniel Polynice-UM.....	128	88	1.5

## FREE THROW PERCENTAGE

Player, School	FTM	FTA	PCT
1. Mikhail Torrance-UA...135	156	.865	
2. Frankie Sullivan-AU.....	80	94	.851
3. Bo Spencer-LS.....	99	118	.839
4. Devan Downey-SC.....	156	187	.834
5. Chris Warren-UM.....	107	131	.817
6. Erving Walker-UF.....	112	138	.812
7. Jermaine Beal-VU.....	93	116	.802
8. Trey Thompkins-UG...112	147	.762	
9. Wayne Chism-UT.....	94	124	.758
10. John Wall-UK.....	175	232	.754

## ASSISTS

Player, School	GP	Ast	Avg
1. John Wall-UK.....	37	241	6.5
<b>2. Dee Bost-MS.....</b>	<b>36</b>	<b>188</b>	<b>5.2</b>
3. Mikhail Torrance-UA.....	32	162	5.1
4. Erving Walker-UF.....	34	166	4.9
5. DeWayne Reed-AU.....	32	139	4.3
6. Eniel Polynice-UM.....	33	128	3.9
7. Chris Warren-UM.....	35	124	3.5
8. Devan Downey-SC.....	31	108	3.5
9. Dustin Ware-UG.....	31	105	3.4
10. Bobby Maze-UT.....	37	118	3.2





# 2009-10 TEAM STATISTICS



## SCORING OFFENSE

School	GP	Pts	Avg
1. Kentucky	38	3012	79.3
2. Ole Miss	35	2743	78.4
3. Vanderbilt	33	2537	76.9
4. Auburn	32	2422	75.7
5. Arkansas	32	2391	74.7
6. Tennessee	37	2720	73.5
<b>7. Mississippi State ...36</b>	<b>2622</b>	<b>72.8</b>	
8. Florida	34	2455	72.2
9. South Carolina	31	2227	71.8
10. Georgia	31	2128	68.6
11. Alabama	32	2192	68.5
12. LSU	31	1905	61.5

## FG PERCENTAGE DEFENSE

School	FGM	FGA	Pct
1. Kentucky	875	2314	.378
<b>2. Mississippi State ...868</b>	<b>2233</b>	<b>.389</b>	
3. Tennessee	804	2031	.396
4. Ole Miss	852	2081	.409
5. Vanderbilt	819	1992	.411
6. Alabama	736	1734	.424
7. Florida	841	1952	.431
8. Georgia	768	1782	.431
9. LSU	722	1675	.431
10. Arkansas	825	1910	.432
11. South Carolina	785	1754	.448
12. Auburn	830	1818	.457

## REBOUNDING OFFENSE

School	GP	Rebs	Avg
1. Kentucky	38	1584	41.7
2. Ole Miss	35	1377	39.3
<b>3. Mississippi State ...36</b>	<b>1406</b>	<b>39.1</b>	
4. Florida	34	1265	37.2
5. Tennessee	37	1353	36.6
6. Vanderbilt	33	1197	36.3
7. Georgia	31	1117	36.0
8. LSU	31	1111	35.8
9. Alabama	32	1126	35.2
10. Auburn	32	1121	35.0
11. South Carolina	31	1078	34.8
12. Arkansas	32	1103	34.5

## SCORING DEFENSE

School	GP	Pts	Avg
1. Alabama	32	2073	64.8
<b>2. Mississippi State ...36</b>	<b>2336</b>	<b>64.9</b>	
3. Kentucky	38	2468	64.9
4. Tennessee	37	2413	65.2
5. Florida	34	2258	66.4
6. LSU	31	2059	66.4
7. Vanderbilt	33	2274	68.9
8. Georgia	31	2150	69.4
9. Ole Miss	35	2474	70.7
10. South Carolina	31	2197	70.9
11. Arkansas	32	2366	73.9
12. Auburn	32	2373	74.2

## 3-POINT FG PERCENTAGE

School	3PM	3PA	Pct
1. Vanderbilt	203	552	.368
2. Georgia	150	410	.366
3. Ole Miss	286	796	.359
<b>4. Mississippi State ...329</b>	<b>918</b>	<b>.358</b>	
5. Alabama	175	500	.350
6. Arkansas	201	579	.347
7. Kentucky	231	697	.331
8. Auburn	271	819	.331
9. Tennessee	218	681	.320
10. South Carolina	216	675	.320
11. Florida	203	648	.313
12. LSU	141	492	.287

## ASSISTS

School	GP	Ast	Avg
1. Kentucky	38	573	15.1
2. Tennessee	37	530	14.3
3. Florida	34	479	14.1
4. Ole Miss	35	486	13.9
5. Arkansas	32	440	13.8
6. Georgia	31	425	13.7
7. Alabama	32	429	13.4
8. Vanderbilt	33	436	13.2
9. Auburn	32	419	13.1
<b>10. Mississippi State ...36</b>	<b>462</b>	<b>12.8</b>	
11. LSU	31	352	11.4
12. South Carolina	31	306	9.9

## SCORING MARGIN

School	Off	Def	Mar
1. Kentucky	79.3	64.9	+14.3
2. Tennessee	73.5	65.2	+8.3
3. Vanderbilt	76.9	68.9	+8.0
<b>4. Mississippi State</b>	<b>72.8</b>	<b>64.9</b>	<b>+7.9</b>
5. Ole Miss	78.4	70.7	+7.7
6. Florida	72.2	66.4	+5.8
7. Alabama	68.5	64.8	+3.7
8. Auburn	75.7	74.2	+1.5
9. South Carolina	71.8	70.9	+1.0
10. Arkansas	74.7	73.9	+0.8
11. Georgia	68.6	69.4	-0.7
12. LSU	61.5	66.4	-5.0

## 3-POINT FG PCT. DEFENSE

School	3PM	3PA	Pct
1. Tennessee	230	774	.297
2. Kentucky	245	783	.313
3. Alabama	181	570	.318
4. Florida	209	643	.325
<b>5. Mississippi State ...231</b>	<b>710</b>	<b>.325</b>	
6. Ole Miss	227	680	.334
7. Georgia	190	568	.335
8. Vanderbilt	209	621	.337
9. South Carolina	159	460	.346
10. LSU	204	589	.346
11. Auburn	223	630	.354
12. Arkansas	233	626	.372

## STEALS

School	GP	Stl	Avg
1. South Carolina	31	269	8.7
2. Auburn	32	252	7.9
3. Tennessee	37	290	7.8
4. Alabama	32	249	7.8
5. Ole Miss	35	259	7.4
6. Kentucky	38	279	7.3
7. Arkansas	32	232	7.3
8. Florida	34	243	7.1
9. LSU	31	190	6.1
10. Georgia	31	187	6.0
<b>11. Mississippi State ...36</b>	<b>209</b>	<b>5.8</b>	
12. Vanderbilt	33	188	5.7

## FIELD GOAL PERCENTAGE

School	FGM	FGA	Pct
1. Kentucky	1066	2228	.478
2. Vanderbilt	859	1829	.470
3. Georgia	759	1664	.456
4. Tennessee	991	2174	.456
5. Ole Miss	986	2185	.451
6. Arkansas	829	1859	.446
7. Auburn	850	1913	.444
8. Florida	890	2006	.444
9. Alabama	791	1794	.441
<b>10. Mississippi State ...897</b>	<b>2065</b>	<b>.434</b>	
11. South Carolina	820	1961	.418
12. LSU	690	1726	.400

## FREE THROW PERCENTAGE

School	FTM	FTA	Pct
1. Vanderbilt	616	854	.721
2. Georgia	460	641	.718
3. Alabama	435	615	.707
4. Florida	472	671	.703
5. LSU	384	552	.696
<b>6. Mississippi State ...499</b>	<b>728</b>	<b>.685</b>	
7. Arkansas	532	782	.680
8. Tennessee	520	775	.671
9. Kentucky	649	971	.668
10. Ole Miss	485	731	.663
11. Auburn	451	689	.655
12. South Carolina	371	571	.650

## BLOCKED SHOTS

School	GP	BS	Avg
<b>1. Mississippi State ...36</b>	<b>271</b>	<b>7.5</b>	
2. Kentucky	38	273	7.2
3. South Carolina	31	188	6.1
4. Ole Miss	35	184	5.3
5. Vanderbilt	33	171	5.2
6. Georgia	31	145	4.7
7. Arkansas	32	130	4.1
8. Alabama	32	127	4.0
9. LSU	31	116	3.7
10. Tennessee	37	136	3.7
11. Auburn	32	90	2.8
12. Florida	34	94	2.8



# 2010-11 RECORDS





# MSU INDIVIDUAL RECORDS



## Most Points Scored:

Game: 47, Bailey Howell vs. Union (12-4-58)  
Season: 777, Jeff Malone (1982-83)  
Career: 2142, Jeff Malone (1980-83)

## Highest Scoring Average:

Season: 28.3, Jim Ashmore (1956-57)  
Career (3 yrs): 27.1, Bailey Howell (1957-59)  
Career (4 yrs): 20.6, Jim Ashmore (1954-57)

## Most Field Goals Made:

Game: 18, Rickey Brown vs. Auburn (3-7-77)  
Season: 323, Jeff Malone (1982-83)  
Career: 906, Jeff Malone (1980-83)

## Most Consecutive Field Goals Made:

1 Gm: 11, Tony Watts at Alabama (1-14-89)  
1+ Gms: 15, Russell Walters vs. Ole Miss [8] & Northwestern St. [7] (1-14-95 to 1-16-95)

## Most Field Goals Attempted:

Game: 33, Dave Williams at Auburn (1-3-66); Jim Ashmore vs. Mississippi (1-19-57); Gerald Caveness vs. Florida (2-20-54)  
Season: 616, Jim Ashmore (1956-57)  
Career: 1768, Jeff Malone (1980-83)

## Highest Field Goal Percentage:

Game (Min. 10 FGA): .909 (10-of-11), Trey Moore vs. Loyola [NO] (12-14-96); Ervin Dillon vs. Delta State (12-1-84)  
Season (Min. 125 FGA): .671 (167-of-249), Cameron Burns (1988-89)  
Career (Min. 200 FGA): .630 (192-of-305), Bill Singletery (1972-74)  
Career (Min. 400 FGA): .589 (548-of-930), Jarvis Varnado (2007-10)

## Most 3-Point Field Goals Made:

Game: 8, Winsome Frazier vs. UMKC (11-23-04); Marckell Patterson vs. Florida (1-10-01); Antonio Jackson at California (11-13-00); Darryl Wilson vs. Alabama (3-4-95)  
Season: 97, Darryl Wilson (1995-96)  
Career: 280, Barry Stewart (2007-10)

## Most Consecutive Games With 3FGM:

Career: 39, Darryl Wilson (1994-95)

## Most 3-Point Field Goals Attempted:

Game: 17, Darryl Wilson vs. Ala. (3-4-95)  
Season: 237, Darryl Wilson (1995-96)  
Career: 779, Barry Stewart (2007-10)

## Highest 3-Pt. Field Goal Percentage:

Game (Min. 5 FGA): .857 (6-of-7), Ravern Johnson vs. Western Kent. (1-5-09)  
Season (Min. 50 FGA): .481 (38-of-79), Shane Power (2003-04)  
Season (Min. 100 FGA): .430 (61-of-142), Tony Watts (1991-92)  
Season (Min. 200 FGA): .414 (94-of-227), Darryl Wilson (1994-95)  
Career (Min. 100 FGA): .417 (95-of-228), Shane Power (2004-05)  
Career (Min. 300 FGA): .400 (258-of-645), Darryl Wilson (1994-96)

## Most Free Throws Made:

Game: 21, Jerry Graves vs. Vandy (1-14-61)  
Season: 243, Bailey Howell (1957-58)  
Career: 682, Bailey Howell (1957-59)

## Most Consecutive Free Throws Made:

1 Gm: 18, Rich Knarr vs. Auburn (2-19-73)  
1+ Gms: 43, Paul Smith (12-12-64 to 2-22-65)

## Most Free Throws Attempted:

Game: 27, Jerry Graves vs. Vandy (1-14-61)  
Season: 315, Bailey Howell (1957-58)  
Career: 892, Bailey Howell (1957-59)

## Highest Free Throw Percentage:

Game (Min. 15 FTA): 1.000 (16-of-16), Bailey Howell at Tulane (2-3-58)  
Season (Min. 50 FTA): .927 (51-of-55), Paul Smith (1964-65)  
Season (Min. 100 FTA): .870 (120-of-138), Red Stroud (1962-63)  
Career (Min. 150 FTA): .864 (133-of-154), Paul Smith (1964-66)  
Career (Min. 200 FTA): .847 (221-of-261), Rich Knarr (1973-76)  
Career (Min. 300 FTA): .825 (296-of-359), Red Stroud (1961-63)  
Career (Min. 400 FTA): .812 (439-of-541), Darryl Wilson (1994-96)

## Most Rebounds:

Game: 34, Bailey Howell vs. LSU (2-1-57)  
Season: 492, Bailey Howell (1956-57)  
Career: 1277, Bailey Howell (1957-59)

## Highest Rebounding Average:

Season: 19.7, Bailey Howell (1956-57)  
Career (3 yrs): 17.0, Bailey Howell (1957-59)  
Career (4 yrs): 10.2, Rickey Brown (1977-80)

## Most Offensive Rebounds:

Game: 11, Lawrence Roberts at Alabama (3-6-04); Tyrone Washington at Auburn (2-7-98)  
Season: 125, Erick Dampier (1995-96)  
Career: 346, Jarvis Varnado (2007-10-96)

## Most Defensive Rebounds:

Game: 14, Charles Rhodes vs. Auburn (2-4-06) & Jacksonville State (12-15-05)  
Season: 262, Jarvis Varnado (2007-10)  
Career: 750, Jarvis Varnado (2007-10)

## Most Assists:

Game: 16, Chuck Evans at UMKC (2-23-93)  
Season: 235, Chuck Evans (1992-93)  
Career: 514, Derrick Zimmerman (2000-03)

## Highest Assists-Per-Game Average:

Season: 8.10, Chuck Evans (1992-93)  
Career (2 yrs): 7.96, Chuck Evans (1992-93)  
Career (4 yrs): 5.00, Al Perry (1975-78)

## Most Turnovers:

Game: 11, Al Perry at Evansville (12-17-75)  
Season: 142, Jamont Gordon (2005-06)  
Career: 403, Jamont Gordon (2006-08)

## Most Blocked Shots:

Game: 10, Jarvis Varnado vs. Miami [FL] (12-13-07), vs. Georgia & vs. Kentucky (1-15-08); Arkansas (1-14-10)  
Season: 170, Jarvis Varnado (2008-09 & 09-10)  
Career: 564, Jarvis Varnado (2007-10)

## Highest Blocks-Per-Game Average:

Season: 4.72, Jarvis Varnado (2008-09 & 09-10)  
Career: 4.0, Jarvis Varnado (2007-10)

## Most Steals:

Game: 8, Gary Hooker vs. Samford (12-29-75) & vs. SW Louisiana (12-6-75)  
Season: 83, Chuck Evans (1991-92)  
Career: 217, Ray White (1976-79)

## Highest Steals-Per-Game Average:

Season: 2.96, Chuck Evans (1991-92)  
Career (2 yrs): 2.89, Chuck Evans (1992-93)  
Career (4 yrs): 2.17, Ray White (1976-79)

## Most Charges Taken:

Season: 23, Mario Austin (2001-02)  
Career: 51, Mario Austin (2001-03)

## Most Dunks:

Game: 6, Bubba Wilson vs. Troy (11-30-93)  
Season: 68, Charles Rhodes (2007-08)  
Career: 183, Charles Rhodes (2005-08)

## Most Personal Fouls:

Game: 6, 12 times (1989-90)  
Season: 117, Todd Merritt (1989-90)  
Career: 404, Rickey Brown (1977-80)

## Most Disqualifications:

Season: 14, Wayne Duncan (1955-56)  
Career: 30, Rickey Brown (1977-80)

## Most Games Played:

Season: 36, five players (2009-10); six players (2008-09); five players (2001-02)  
Career: 141, Barry Stewart (2007-10) and Jarvis Varnado (2007-10)

## Most Games Started:

Season: 36, Jarvis Varnado, Dee Bost, Barry Stewart (2009-10) & Jarvis Varnado, Barry Stewart, Ravern Johnson, Dee Bost (2008-09)  
Career: 119, Jarvis Varnado (2007-10)

## Most Minutes Played:

Game: 57, Greg Carter vs. Ole Miss, 4ot (1-24-90)  
Season: 1255, Dee Bost (2009-10)  
Career: 4431, Barry Stewart (2007-10)

## Highest Minutes-Per-Game Avg.:

Season: 37.4, Kalpatrick Wells (1981-82)  
Career (2 yrs): 35.3, Chuck Evans (1992-93)  
Career (4 yrs): 35.0, Jeff Malone (1980-83)



# MSU SCORING RECORDS

## CAREER LEADERS

### Points Scored

Name	Seasons	G	Pts	Avg
1. Jeff Malone	1980-83	110	2142	19.5
2. Bailey Howell	1957-59	75	2030	27.1
3. Jim Ashmore	1954-57	93	1918	20.6
4. Rickey Brown	1977-80	107	1838	17.2
5. Ray White	1976-79	100	1652	16.5
6. Darryl Wilson	1994-96	93	1619	17.4
7. Barry Stewart	2007-10	141	1,602	11.4
8. Jamont Gordon	2006-08	99	1558	15.7
9. Jerry Jenkins	1973-75	78	1503	19.3
10. Tony Watts	1989-92	113	1491	13.2
11. Cameron Burns	1989-91	87	1460	16.8
12. Charles Rhodes	2005-08	110	1451	13.2
13. Jarvis Varnado	2007-10	141	1403	10.0
14. Tang Hamilton	1998-01	123	1307	10.6
15. Rich Knarr	1973-76	97	1305	13.5
16. Timmy Bowers	2001-04	116	1300	11.2
17. Jack Bouldin	1970-72	75	1257	16.8
18. Jerry Graves	1959-61	74	1245	16.8
19. Erick Dampier	1994-96	93	1231	13.2
20. Dave Williams	1966-68	76	1219	16.0
Leland Mitchell	1961-63	78	1219	15.6
22. Mario Austin	2001-03	91	1199	13.2

### Scoring Average (Min. 50 Gms)

Name	Seasons	G	Pts	Avg
1. Bailey Howell	1957-59	75	2030	27.1
2. Jim Ashmore	1954-57	93	1918	20.6
3. Jeff Malone	1980-83	110	2142	19.5
4. Jerry Jenkins	1973-75	78	1503	19.3
5. Darryl Wilson	1994-96	93	1619	17.4
6. Rickey Brown	1977-80	107	1838	17.2
7. Lawrence Roberts	2004-05	62	1048	16.9
8. Jerry Graves	1959-61	74	1245	16.8
9. Cameron Burns	1989-91	87	1460	16.8
10. Jack Bouldin	1970-72	75	1257	16.8

## SEASON BESTS

### Points Scored

Name	Season	G	Pts	Avg
1. Jeff Malone	1982-83	29	777	26.8
2. Jim Ashmore	1956-57	25	708	28.3
3. Bailey Howell	1957-58	25	695	27.8
4. Bailey Howell	1958-59	25	688	27.5
5. Bailey Howell	1956-57	25	647	25.9
6. Darryl Wilson	1995-96	34	613	18.0
7. Jamont Gordon	2007-08	34	584	17.2
8. Jerry Jenkins	1974-75	26	575	22.1
9. Mario Austin	2001-02	35	565	16.1
10. Jamont Gordon	2006-07	35	561	16.0

### Scoring Average

Name	Season	G	Pts	Avg
1. Jim Ashmore	1956-57	25	708	28.3
2. Bailey Howell	1957-58	25	695	27.8
3. Bailey Howell	1958-59	25	688	27.5
4. Jeff Malone	1982-83	29	777	26.8
5. Bailey Howell	1956-57	25	647	25.9
6. Jim Ashmore	1955-56	24	536	22.3
7. Jim Ashmore	1954-55	23	513	22.3
8. Jerry Jenkins	1974-75	26	575	22.1
9. Jerry Graves	1960-61	25	532	21.3
10. Rickey Brown	1979-80	27	553	20.5

## GAME HIGHS

### Points Scored

Name (Opponent, Date)	Pts
1. Bailey Howell vs. Union (12-4-58)	47
2. Bailey Howell vs. LSU (2-22-58)	45
Jim Ashmore vs. Ole Miss(1-19-57)	45
4. Jim Ashmore at LSU (2-22-57)	44
5. Bailey Howell at Florida (2-14-59)	43
6. Rickey Brown vs. Auburn (3-7-77)	40
Jim Ashmore vs. Arkansas St. (12-17-56)	40
8. Jeff Malone vs. Alabama (1-31-83)	39
Bailey Howell vs. Murray St. (12-19-57)	39
Bailey Howell vs. Southwestern (12-7-57)	39
11. Jeff Malone vs. Ole Miss (1-22-83)	38
Bailey Howell vs. Arkansas St. (12-15-58)	38
Jim Ashmore at Memphis St. (1-26-57)	38
Jim Ashmore vs. Arkansas St. (1-21-56)	38
15. Jim Ashmore at Ole Miss (2-28-57)	37
Bailey Howell vs. Kentucky (2-11-57)	37
17. Jeff Malone at Ole Miss (2-19-83)	36
Jeff Malone vs. Vanderbilt (1-8-83)	36
19. Darryl Wilson vs. Alabama (3-4-95)	35
Hubert Henderson vs. Miss. Co. (12-6-86)	35
Jeff Malone vs. LSU (1-24-83)	35
Jeff Malone at Tennessee (1-15-83)	35
Rickey Brown at Kentucky (2-20-80)	35
Jerry Jenkins vs. Florida (2-3-75)	35
Jerry Jenkins vs. Arkansas (12-4-74)	35
Jerry Jenkins at Samford (12-2-74)	35
Tom Payne vs. Kentucky (2-10-68)	35
Paul Smith at Alabama (1-11-65)	35
Jerry Graves vs. Florida (2-15-60)	35
Bailey Howell vs. Murray State (1-24-59)	35
Bailey Howell vs. Florida (2-15-58)	35
Bailey Howell vs. SE La. (1-27-58)	35
Bailey Howell at Tulane (2-23-57)	35
Bailey Howell at Tampa (2-15-57)	35
Jim Ashmore vs. Tennessee (2-9-57)	35
Bailey Howell at Miss. College (12-8-56)	35

## YEARLY LEADERS

### Scoring Average

Year	Name	G	Pts	Avg
1948	Willard Daley	18	255	14.2
1949	Willard Daley	17	210	12.4
1950	Willard Daley	18	197	10.9
1951	Herb Hargett	19	357	18.8
1952	Coyte Vance	23	471	20.5
1953	Gerald Caveness	19	277	14.6
1954	Gerald Caveness	19	338	17.8
1955	Jim Ashmore	23	513	22.3
1956	Jim Ashmore	24	536	22.3
1957	Jim Ashmore	25	708	28.3
1958	Bailey Howell	25	695	*27.8
1959	Bailey Howell	25	688	*27.5
1960	Jerry Graves	25	465	18.6
1961	Jerry Graves	25	532	21.3
1962	Leland Mitchell	25	417	16.7
1963	Leland Mitchell	28	480	17.1
1964	Doug Hutton	26	387	14.9
1965	Bill Chumbler	26	352	13.5
1966	Dave Williams	25	492	19.7
1967	Dave Williams	25	392	15.7
1968	Tom Payne	26	412	15.8
1969	Manny Washington	25	384	15.4
1970	John Guyton	24	390	16.3
1971	Jack Bouldin	25	477	19.1
1972	Jack Bouldin	26	410	15.8
1973	Rich Knarr	26	467	18.0
1974	Jerry Jenkins	26	471	18.1
1975	Jerry Jenkins	26	575	22.1
1976	Ray White	26	475	18.3
1977	Rickey Brown	27	520	19.3
1978	Ray White	26	378	14.5
1979	Ray White	23	393	17.1
1980	Rickey Brown	27	553	20.5
1981	Jeff Malone	27	543	20.1
1982	Jeff Malone	27	502	18.6
1983	Jeff Malone	29	777	*26.8
1984	Ken Harvey	28	355	12.7
1985	Ken Harvey	27	376	13.9
1986	Chauncey Robinson	30	419	14.0
1987	Hubert Henderson	28	418	14.9
1988	Greg Lockhart	29	287	9.9
1989	Cameron Burns	28	424	15.1
1990	Cameron Burns	30	547	18.2
1991	Cameron Burns	29	489	16.9
1992	Tony Watts	28	537	19.2
1993	Orien Watson	29	446	15.4
1994	Darryl Wilson	29	471	16.2
1995	Darryl Wilson	30	535	17.8
1996	Darryl Wilson	34	613	18.0
1997	Horatio Webster	29	466	16.1
1998	Horatio Webster	30	511	17.0
1999	Tyrone Washington	33	420	12.7
2000	Tang Hamilton	30	432	14.4
2001	Antonio Jackson	31	397	12.8
2002	Mario Austin	35	565	16.1
2003	Mario Austin	25	388	15.5
2004	Lawrence Roberts	30	506	16.9
2005	Lawrence Roberts	32	542	16.9
2006	Charles Rhodes	29	401	13.8
2007	Jamont Gordon	35	561	16.0
2008	Charles Rhodes	31	538	17.4
2009	Jarvis Varnado	36	464	12.9
2010	Jarvis Varnado	36	496	13.8

\* - Led Southeastern Conference



Jeff Malone, the nation's No. 2 scorer as a senior, broke Bailey Howell's scoring mark on Feb. 26, 1983, against Alabama.





# MSU FIELD GOAL RECORDS

## CAREER LEADERS

### Field Goals Made

Name	Seasons	G	FGM	FGA
1. Jeff Malone	1980-83	110	906	1768
2. Rickey Brown	1977-80	107	774	1624
3. Jim Ashmore	1954-57	93	706	1694
4. Ray White	1976-79	100	684	1414
5. Bailey Howell	1957-59	75	674	1285
6. Jerry Jenkins	1973-75	78	603	1305
7. Charles Rhodes	2005-08	110	567	1011
8. Cameron Burns	1989-91	87	563	959
9. Tony Watts	1989-92	113	561	1217
10. Jarvis Varnado	2009-10	141	548	930

### Field Goals Attempted

Name	Seasons	G	FGM	FGA
1. Jeff Malone	1980-83	110	906	1768
2. Jim Ashmore	1954-57	93	706	1694
3. Rickey Brown	1977-80	107	774	1624
4. Ray White	1976-79	100	684	1414
5. Jerry Jenkins	1973-75	78	603	1305
6. Barry Stewart	2007-10	141	489	1289
7. Bailey Howell	1957-59	75	674	1285
8. Rich Knarr	1973-76	97	542	1246
9. Jamont Gordon	2006-08	99	513	1238
10. Tony Watts	1989-92	113	561	1217

### Field Goal Pct. (Min. 200 FGA)

Name	Seasons	FGM	FGA	Pct
1. Bill Singletary	1972-74	192	305	.630
2. Tony Robinson	1984-85	161	269	.599
3. David Domingue	1991-94	125	210	.595
4. Jarvis Varnado	2007-10	548	930	.589
5. Erick Dampier	1994-96	481	819	.587
6. Cameron Burns	1989-91	563	959	.587
7. Wiley Peck	1976-79	439	759	.578
8. Ervin Dillon	1985-86	152	265	.574
9. Larry Fry	1973-75	431	761	.566
10. Robert Jackson	1999-01	323	574	.563

## SEASON BESTS

### Field Goals Made

Name	Season	FGM	FGA	Pct
1. Jeff Malone	1982-83	323	608	.531
2. Jim Ashmore	1956-57	270	616	.438
3. Rickey Brown	1979-80	231	471	.490
Bailey Howell	1958-59	231	464	.498
5. Jerry Jenkins	1974-75	227	469	.484
6. Bailey Howell	1957-58	226	439	.515
7. Jeff Malone	1981-82	225	410	.549
Rickey Brown	1976-77	225	443	.508
9. Jeff Malone	1980-81	219	447	.490
10. Bailey Howell	1956-57	217	382	.568

### Field Goals Attempted

Name	Season	FGM	FGA	Pct
1. Jim Ashmore	1956-57	270	616	.438
2. Jeff Malone	1982-83	323	608	.531
3. Rickey Brown	1979-80	231	471	.490
4. Jerry Jenkins	1974-75	227	469	.484
5. Jamont Gordon	2007-08	193	465	.415
Jim Ashmore	1954-55	193	465	.415
7. Bailey Howell	1958-59	231	464	.498
8. Jim Ashmore	1955-56	186	455	.409
9. Dave Williams	1965-66	212	453	.468
10. Jeff Malone	1980-81	219	447	.490

## Field Goal Pct. (Min. 125 FGA)

Name	Season	FGM	FGA	Pct
1. Cameron Burns	1988-89	167	249	.671
2. Bill Singletary	1973-74	125	188	.665
3. Wiley Peck	1978-79	154	239	.644
4. Jarvis Varnado	2007-08	109	170	.641
5. Erick Dampier	1994-95	153	239	.640
6. Tony Robinson	1984-85	104	167	.623
7. Ervin Dillon	1984-85	85	140	.607
8. Larry Fry	1973-74	141	233	.605
9. Butch Pierre	1981-82	80	133	.602
10. Robert Jackson	1999-00	133	222	.599

## GAME HIGHS

### Field Goals Made

Name (Opponent, Date)	FGM
1. Rickey Brown vs. Auburn (3-7-77) .....	18
2. Raymond Brown vs. Florida (3-2-85).....	16
Jeff Malone at Auburn (1-3-83).....	16
Ray White vs. Indiana State (12-1-75) .....	16
Jerry Jenkins vs. Arkansas (12-4-74) .....	16
Rich Knarr at Texas (12-3-73).....	16
Bailey Howell at Miss. College (12-8-56)..	16
8. Jeff Malone vs. Alabama (1-31-83) .....	15
Jeff Malone vs. LSU (1-24-83).....	15
Jeff Malone vs. Ole Miss (1-22-83).....	15
Jeff Malone vs. Vanderbilt (1-8-83).....	15
Jeff Malone vs. Vanderbilt (1-2-82).....	15
Rich Knarr at Auburn (1-20-75) .....	15
Bailey Howell at Florida (2-14-59) .....	15
Bailey Howell vs. Union (12-4-58) .....	15
Bailey Howell vs. LSU (2-22-58).....	15
Bailey Howell vs. S'Western (12-7-57) .....	15
Jim Ashmore at Memphis St. (1-26-57) .....	15
Jim Ashmore vs. Ole Miss (1-19-57) .....	15
Jim Ashmore at Alabama (1-7-57) .....	15
Jim Ashmore vs. Arkansas St. (1-21-56) ..	15
Herb Hargett at Auburn (2-24-51).....	15

### Field Goals Attempted

Name (Date)	FGA
1. Dave Williams vs. Auburn (1-3-66) .....	33
Jim Ashmore vs. Ole Miss (1-19-57) .....	33
Gerald Caveness vs. Tenn. (2-13-54).....	33
4. Rickey Brown vs. Georgia (2-19-77).....	31
Jim Ashmore vs. Tennessee (2-9-57) .....	31
6. Bailey Howell vs. Murray St. (1-24-59) .....	30
Jim Ashmore at Alabama (1-7-57) .....	30
Jim Ashmore at Murray St. (12-31-56) .....	30
9. Jim Ashmore at LSU (2-22-57) .....	29
Jim Ashmore at Tampa (2-15-57) .....	29
11. Jeff Malone vs. Vanderbilt (1-8-83).....	28
Jeff Malone at Auburn (1-3-83).....	28
Rickey Brown at Kentucky (2-20-80).....	28
Jerry Jenkins vs. Florida (2-3-75) .....	28
Jim Ashmore at Ole Miss (2-28-57) .....	28
Jim Ashmore at Memphis St. (1-26-57) .....	28
Jim Ashmore vs. Howard (12-11-54) .....	28

## YEARLY LEADERS

### Field Goal Percentage

#### (Min. 125 FGA)

Year	Name	FGM	FGA	Pct
1954	Harold Blalock.....	76	198	.384
1955	Jim Ashmore .....	193	465	.415
1956	Jim Ashmore .....	186	455	.409
1957	Bailey Howell .....	217	382	#.568
1958	Bailey Howell .....	226	439	.515
1959	Bailey Howell .....	231	464	.498
1960	Dave Glasgow.....	96	185	.519
1961	Gary Graves.....	158	293	.539
1962	Doug Hutton.....	91	189	.481
1963	Joe Dan Gold.....	143	284	.504
1964	Aubrey Nichols.....	96	208	.462
1965	Gary Washington ..	110	216	.509
1966	John Sapen.....	100	213	.469
1967	Tom Payne .....	69	134	.515
1968	Tom Payne .....	142	302	.470
1969	Randy Hodges .....	81	175	.463
1970	John Guyton.....	150	312	.481
1971	Donnie Black.....	66	138	.478
1972	Jeff Watkins.....	106	189	.561
1973	Larry Fry.....	123	236	.521
1974	Bill Singletary .....	125	188	*.665
1975	Larry Fry.....	167	292	.572
1976	Wiley Peck .....	83	154	.539
1977	Wiley Peck .....	104	195	.533
1978	Wiley Peck .....	98	171	.573
1979	Wiley Peck .....	154	239	*.644
1980	Greg Grim .....	171	330	.518
1981	Ron White .....	80	147	.544
1982	Butch Pierre .....	80	133	.602
1983	Terry Lewis.....	180	333	.541
1984	Tracy Taylor.....	82	164	.500
1985	Tony Robinson .....	104	167	.623
1986	Raymond Brown ..	158	289	.547
1987	Anthony Blakley ..	132	290	.455
1988	Carl Nichols.....	99	186	.532
1989	Cameron Burns.....	167	249	.671
1990	Cameron Burns.....	207	347	*.597
1991	Greg Carter .....	170	301	.565
1992	Eric Stevens.....	105	198	.530
1993	Johnny Walker .....	117	235	.498
1994	Bubba Wilson.....	76	127	.598
1995	Erick Dampier .....	153	239	*.640
1996	Erick Dampier .....	195	354	.551
1997	Trey Moore.....	132	275	.480
1998	Tyrone Washington	147	277	*.531
1999	Oral Roberts.....	92	171	.538
2000	Robert Jackson .....	133	222	.599
2001	Robert Jackson .....	114	209	.545
2002	Mario Austin .....	209	375	.557
2003	Mario Austin .....	149	279	.534
2004	Marcus Campbell....	76	136	.559
2005	Marcus Campbell....	82	158	.519
2006	Charles Rhodes .....	154	273	.564
2007	Charles Rhodes .....	180	325	.554
2008	Jarvis Varnado .....	109	170	.641
2009	Jarvis Varnado .....	180	328	.549
2010	Jarvis Varnado .....	184	316	.589

# - Led NCAA

\* - Led Southeastern Conference



# MSU 3-POINT FIELD GOAL RECORDS

## CAREER LEADERS

### 3-Point Field Goals Made

Name	Seasons	G	FGM	FGA
1. Barry Stewart	2007-10	141	280	779
2. Darryl Wilson	1994-96	93	258	645
3. Timmy Bowers	2001-04	116	197	533
<b>4. Ravern Johnson</b>	<b>2008-10</b>	<b>100</b>	<b>177</b>	<b>448</b>
5. Tony Watts	1989-92	113	166	449
6. Marcus Grant	1992-95	105	164	461
7. Bart Hyche	1996-99	119	161	483
8. Winsome Frazier	2002-05	106	160	462
9. Tang Hamilton	1998-01	123	132	408
10. Jamont Gordon	2006-08	99	129	413

### 3-Pt. Field Goals Attempted

Name	Seasons	G	FGM	FGA
1. Barry Stewart	2007-10	141	280	779
2. Darryl Wilson	1994-96	93	258	645
3. Timmy Bowers	2001-04	116	197	533
4. Bart Hyche	1996-99	119	161	483
5. Winsome Frazier	2002-05	106	160	462
6. Marcus Grant	1992-95	105	164	461
7. Tony Watts	1989-92	113	166	449
<b>8. Ravern Johnson</b>	<b>2008-10</b>	<b>100</b>	<b>177</b>	<b>448</b>
8. Jamont Gordon	2006-08	99	129	413
9. Tang Hamilton	1998-01	123	132	408
<b>10. Dee Bost</b>	<b>2009-10</b>	<b>72</b>	<b>124</b>	<b>360</b>

### 3-Point FG Pct. (Min. 100 FGA)

Name	Seasons	FGM	FGA	Pct
1. Shane Power	2004-05	95	228	.417
2. Marcus Bullard	1995-96	99	243	.407
3. Darryl Wilson	1994-96	258	645	.400
<b>4. Ravern Johnson</b>	<b>2008-10</b>	<b>177</b>	<b>448</b>	<b>.395</b>
5. Ben Hansbrough	2007-08	109	287	.380
Orien Watson	1991-93	71	187	.380
7. Reginald Delk	2006-07	122	322	.379
8. Brad Smith	1990-92	62	166	.374
9. Doug Hartsfield	1988-91	111	299	.371
10. Tony Watts	1989-92	166	449	.370

## GAME HIGHS

### 3-Point Field Goals Made

Name (Opponent, Date)	FGM
1. Winsome Frazier vs. UMKC (11-23-04).....	8
Marckell Patterson vs. Florida (1-10-01)....	8
Antonio Jackson at California (11-13-00)...	8
Darryl Wilson vs. Alabama (3-4-95).....	8
5. Dee Bost vs. Auburn (2-13-10).....	7
Reginald Delk at Arkansas (3-1-06).....	7
Antonio Jackson vs. Alabama (3-4-00).....	7
Darryl Wilson vs. UConn-NCAA (3-22-96).....	7
9. <b>Dee Bost vs. Old Dominion (11-28-09)....</b>	<b>6</b>
<b>Dee Bost vs. Arkansas (2-7-09).....</b>	<b>6</b>
<b>Ravern Johnson vs. W. Kent. (1-5-09)....</b>	<b>6</b>
Reginald Delk at Georgia (2-24-07).....	6
Jamall Edmondson vs. UNO (11-30-05).....	6
Winsome Frazier vs. Stanford (3-18-05)....	6
Winsome Frazier vs. Auburn (3-2-04).....	6
Timmy Bowers vs. Kentucky (1-13-04).....	6
Winsome Frazier at W. Ky. (11-29-03).....	6
Timmy Bowers vs. LSU (3-15-03).....	6
Timmy Bowers at Arkansas (3-1-03).....	6
Antonio Jackson vs. So. Carolina (3-3-01)...	6
Bart Hyche at Auburn (2-5-97).....	6
Bart Hyche at LSU (1-29-97).....	6
Bart Hyche vs. Old Dominion (12-19-96)...	6
Darryl Wilson vs. Syracuse (3-30-96).....	6
Marcus Grant at Kentucky (2-14-95).....	6
Darryl Wilson vs. Arkansas (2-4-95).....	6
Darryl Wilson vs. Ole Miss (1-14-95).....	6
Darryl Wilson vs. Kentucky (1-22-94).....	6
Orien Watson at UMKC (2-23-93).....	6
Marcus Grant at Tennessee (1-16-93).....	6
Brad Smith at Tennessee (1-6-90).....	6
Barry Stewart (2-2-08).....	6

### 3-Pt. Field Goals Attempted

Name (Opponent, Date)	FGA
1. Darryl Wilson vs. Alabama (3-4-95).....	17
2. Winsome Frazier vs. UMKC (11-23-04).....	15
3. Darryl Wilson vs. UCLA (3-23-95).....	14
4. Timmy Bowers vs. Kentucky (1-13-04).....	13
Antonio Jackson at California (11-13-00)...	13
Darryl Wilson vs. Syracuse (3-30-96).....	13
7. <b>Dee Bost vs. Auburn (2-13-10).....</b>	<b>12</b>
<b>Dee Bost at Vanerbilt (2-3-10).....</b>	<b>12</b>
Jamall Edmondson vs. Kentucky (2-1-06)...	12
Jamall Edmondson vs. Troy (12-10-05)....	12
Bart Hyche at Arkansas (1-21-97).....	12
Darryl Wilson vs. Georgia (1-31-96).....	12
Darryl Wilson at Arkansas (3-5-94).....	12
Darryl Wilson vs. Villanova (12-28-93).....	12
Tony Watts at Ole Miss (2-22-92).....	12
Brad Smith vs. UT-Chatt. (11-22-91).....	12
17. Barry Stewart vs. Kentucky (2-16-10).....	11
Barry Stewart at Auburn (3-3-10).....	11
Barry Stewart at Alabama (2-21-09).....	11
Jamont Gordon (2-20-08).....	11
Barry Stewart at Miami [FL] (12-11-06)....	11
Shane Power vs. Alabama (3-5-05).....	11
Winsome Frazier vs. Nicholls (11-21-04)...	11
Winsome Frazier vs. Auburn (3-2-04).....	11
Antonio Jackson vs. LSU (1-24-01).....	11
Marckell Patterson vs. Florida (1-10-01)...	11
Antonio Jackson vs. West. Ky. (12-4-99)...	11
Detrick White at LSU (2-24-99).....	11
Bart Hyche at Alabama (1-3-98).....	11
Bart Hyche vs. Vanderbilt (3-6-97).....	11
Bart Hyche at LSU (1-29-97).....	11
Bart Hyche vs. Old Dominion (12-19-96)...	11
Darryl Wilson vs. UConn (3-22-96).....	11
Marcus Bullard vs. Georgia (1-31-96).....	11
Darryl Wilson vs. Arkansas (2-4-95).....	11
Darryl Wilson vs. Florida (2-1-95).....	11

Darryl Wilson vs. Kentucky (1-22-94).....	11
Darryl Wilson vs. SE-La. (12-11-93).....	11
Marcus Grant at Tennessee (1-16-93).....	11

## SEASON BESTS

### 3-Point Field Goals Made

Name	Season	FGM	FGA	Pct
1. Darryl Wilson	1995-96	97	237	.409
2. Darryl Wilson	1994-95	94	227	.414
3. Ravern Johnson	2009-10	87	214	.407
<b>4. Ravern Johnson</b>	<b>2008-09</b>	<b>83</b>	<b>210</b>	<b>.395</b>
5. Barry Stewart	2009-10	78	222	.351
6. Bart Hyche	1996-97	75	205	.366
7. Barry Stewart	2008-09	72	197	.365
8. Timmy Bowers	2003-04	71	202	.351
<b>9. Dee Bost</b>	<b>2009-10</b>	<b>70</b>	<b>199</b>	<b>.352</b>
Timmy Bowers	2002-03	70	170	.412
Marcus Bullard	1995-96	70	172	.407

### 3-Pt. Field Goals Attempted

Name	Season	FGM	FGA	Pct
1. Darryl Wilson	1995-96	97	237	.409
2. Darryl Wilson	1994-95	94	227	.414
3. Barry Stewart	2009-10	78	222	.351
<b>4. Ravern Johnson</b>	<b>2009-10</b>	<b>87</b>	<b>214</b>	<b>.407</b>
<b>5. Ravern Johnson</b>	<b>2008-09</b>	<b>83</b>	<b>210</b>	<b>.395</b>
6. Bart Hyche	1996-97	75	205	.366
7. Timmy Bowers	2003-04	71	202	.351
<b>8. Dee Bost</b>	<b>2009-10</b>	<b>70</b>	<b>199</b>	<b>.352</b>
9. Barry Stewart	2008-09	72	197	.365
10. Jamont Gordon	2007-08	60	188	.319

### 3-Point FG Pct. (Min. 60 FGA)

Name	Season	FGM	FGA	Pct
1. Shane Power	2003-04	38	79	.481
2. Doug Hartsfield	1987-88	27	62	.436
3. Tony Watts	1991-92	61	142	.430
4. Marcus Grant	1992-93	51	119	.429
Doug Hartsfield	1989-90	42	98	.429
6. Orien Watson	1992-93	43	102	.422
7. Darryl Wilson	1994-95	94	227	.414
8. Ben Hansbrough	2006-07	47	114	.412
9. Timmy Bowers	2002-03	70	170	.412
10. Reginald Delk	2005-06	59	144	.410

## YEARLY LEADERS

### 3-Pt. Field Goal Percentage

Year	Name	FGM	FGA	Pct
1987	Hubert Henderson	27	79	.342
1988	Doug Hartsfield	27	62	.436
1989	Tony Watts	30	77	.390
1990	Doug Hartsfield	42	98	.429
1991	Brad Smith	30	75	.400
1992	Tony Watts	61	142	.430
1993	Marcus Grant	51	119	.429
1994	Darryl Wilson	67	181	.370
1995	Darryl Wilson	94	227	.414
1996	Darryl Wilson	97	237	.409
1997	Bart Hyche	75	205	.366
1998	Detrick White	37	113	.327
1999	Detrick White	58	176	.330
2000	Antonio Jackson	65	169	.385
2001	Marckell Patterson	42	113	.372
2002	Timmy Bowers	50	136	.368
2003	Timmy Bowers	70	170	.412
2004	Shane Power	38	79	.481
2005	Shane Power	57	149	.383
2006	Reginald Delk	59	144	.410
2007	Ben Hansbrough	47	114	.412
2008	Ben Hansbrough	62	173	.358
<b>2009</b>	<b>Ravern Johnson</b>	<b>83</b>	<b>210</b>	<b>.395</b>
<b>2010</b>	<b>Ravern Johnson</b>	<b>87</b>	<b>214</b>	<b>.407</b>



Barry Stewart currently ranks 9th all-time in the SEC with 280 career 3-pointers, the most in school history.



# MSU FREE THROW RECORDS



## CAREER LEADERS

### Free Throws Made

Name	Seasons	G	FTM	FTA
1. Bailey Howell	1957-59	75	682	892
2. Jim Ashmore	1954-57	93	506	683
3. Jerry Graves	1959-61	74	467	587
4. Darryl Wilson	1994-96	93	439	541
5. Jamont Gordon	2006-08	99	403	588
6. Barry Stewart	2007-10	141	344	463
7. Cameron Burns	1989-91	87	334	534
8. Lawrence Roberts	2004-05	62	332	515
9. Jeff Malone	1980-83	110	330	408
10. Charles Rhodes	2005-08	110	307	442

### Free Throws Attempted

Name	Seasons	G	FTM	FTA
1. Bailey Howell	1957-59	75	682	892
2. Jim Ashmore	1954-57	93	506	683
3. Jamont Gordon	2006-08	99	403	588
4. Jerry Graves	1959-61	74	467	587
5. Darryl Wilson	1994-96	93	439	541
6. Cameron Burns	1989-91	87	334	534
7. Lawrence Roberts	2004-05	62	332	515
8. Jarvis Varnado	2007-10	141	306	514
9. Erick Dampier	1994-96	93	269	475
10. Barry Stewart	2007-10	141	344	463

### Free Throw Pct. (Min. 150 FTA)

Name	Seasons	FTM	FTA	Pct
1. Paul Smith	1964-66	133	154	.864
2. Rich Knarr	1973-76	221	261	.847
3. Donnie Black	1969-71	163	194	.840
4. Red Stroud	1961-63	296	359	.825
5. Darryl Wilson	1994-96	439	541	.812
6. Jeff Malone	1980-83	330	408	.809
7. Tony Watts	1989-92	203	251	.809
8. Jack Bouldin	1970-72	235	291	.808
9. Jerry Jenkins	1973-75	297	368	.807
10. M. Washington	1967-69	234	294	.796

## SEASON BESTS

### Free Throws Made

Name	Season	FTM	FTA	Pct
1. Bailey Howell	1957-58	243	315	.771
2. Bailey Howell	1958-59	226	292	.774
3. Jerry Graves	1960-61	216	270	.800
4. Bailey Howell	1956-57	213	285	.747
5. Lawrence Roberts	2004-05	188	288	.653
6. Jerry Graves	1959-60	173	216	.801
7. Jim Ashmore	1956-57	168	237	.709
8. Jim Ashmore	1955-56	164	214	.766
9. Darryl Wilson	1995-96	160	201	.796
10. Jamont Gordon	2006-07	157	222	.707

### Free Throws Attempted

Name	Season	FTM	FTA	Pct
1. Bailey Howell	1957-58	243	315	.771
2. Bailey Howell	1958-59	226	292	.774
3. Lawrence Roberts	2004-05	188	288	.653
4. Bailey Howell	1956-57	213	285	.747
5. Jerry Graves	1960-61	216	270	.800
6. Jim Ashmore	1956-57	168	237	.709
7. Coyte Vance	1951-52	147	231	.636
8. Lawrence Roberts	2003-04	144	227	.634
9. Jamont Gordon	2006-07	157	222	.707
Mario Austin	2001-02	146	222	.658

## Free Throw Pct. (Min. 45 FTA)

Name	Season	FTM	FTA	Pct
1. Paul Smith	1964-65	51	55	.927
2. Rich Knarr	1975-76	50	56	.893
3. Rich Knarr	1973-74	48	55	.873
4. Red Stroud	1962-63	120	138	.870
5. Jack Bouldin	1969-70	66	76	.868
6. M. Washington	1967-68	96	113	.850
7. Tony Watts	1991-92	78	92	.848
8. Red Stroud	1961-62	116	137	.847
9. Paul Smith	1965-66	38	45	.844
10. Rich Knarr	1972-73	97	115	.843

## GAME HIGHS

### Free Throws Made

Name (Opponent, Date)	FTM
1. Jerry Graves vs. Vanderbilt (1-14-61).....	21
2. Jerry Graves vs. Spring Hill (12-13-60)....	20
3. Bailey Howell vs. Murray St. (12-19-57)...	19
Bailey Howell at Florida (2-16-57).....	19
5. Rich Knarr vs. Auburn (2-19-73).....	18
Jim Ashmore at Ole Miss (1-30-56).....	18
7. Jerry Graves vs. Florida (2-15-60).....	17
Bailey Howell vs. Ga. Tech (1-10-59).....	17
Bailey Howell vs. Union (12-4-58).....	17
Jim Ashmore at Memphis (1-27-56).....	17
11. Jerry Graves at Georgia (2-20-61).....	16
Bailey Howell at Tulane (2-3-58).....	16
Jim Ashmore at LSU (2-22-57).....	16
14. Bailey Howell vs. LSU (2-22-58).....	15
Jim Ashmore vs. Ole Miss (1-19-57).....	15
Coyte Vance vs. Alabama (2-16-52).....	15
17. Charles Rhodes vs. Oregon (3-21-08).....	14
Lawrence Roberts vs. Ole Miss (2-7-04).....	14
Chuck Evans vs. Kentucky (2-19-92).....	14
Eric Stevens at Austin Peay (1-22-92).....	14
M. Washington vs. Memphis (12-11-67).....	14
Red Stroud vs. LSU (2-2-63).....	14
Jerry Graves vs. Tennessee (2-11-61).....	14
Bailey Howell at Tulane (2-23-59).....	14
Bailey Howell at Auburn (1-5-57).....	14

### Free Throws Attempted

Name (Opponent, Date)	FTA
1. Jerry Graves vs. Vanderbilt (1-14-61).....	27
2. Jim Ashmore at Ole Miss (1-30-56).....	25
3. Jerry Graves vs. Spring Hill (12-13-60)....	24
4. Bailey Howell at Florida (2-16-57).....	23
5. Jim Ashmore at LSU (2-22-57).....	22
Jim Ashmore at Memphis (1-27-56).....	22
7. Jerry Graves at Georgia (2-20-61).....	21
Bailey Howell vs. Murray St. (12-19-57)....	21
9. Bailey Howell vs. Ga. Tech (1-10-59).....	20
Bailey Howell vs. Union (12-4-58).....	20
Bailey Howell vs. LSU (2-22-58).....	20
Bailey Howell at Auburn (1-5-57).....	20
13. Carl Nichols vs. SE-La. (12-1-88).....	19
Rich Knarr vs. Auburn (2-19-73).....	19
Wayne Lemon vs. LSU (2-25-56).....	19
Coyte Vance at Vanderbilt (2-9-52).....	19

## YEARLY LEADERS

### Free Throw Percentage

#### (Min. 45 FTA)

Year	Name	FTM	FTA	Pct
1950	Herb Hargett	32	45	.711
1951	Herb Hargett	71	88	.807
1952	James Burrow	46	62	.742
1953	Gerald Caveness	77	111	.694
1954	Jim Ashmore	47	67	.701
1955	Jim Ashmore	127	165	.770
1956	Jim Ashmore	164	214	.766
1957	Bailey Howell	213	285	.747
1958	Bailey Howell	243	315	.771
1959	Charles Hull	47	59	.797
1960	Jerry Graves	173	216	.801
1961	Jerry Graves	216	270	.800
1962	Red Stroud	116	137	.847
1963	Red Stroud	120	138	.870
1964	Paul Smith	44	54	.815
1965	Paul Smith	51	55	*.927
1966	Paul Smith	38	45	.844
1967	Tom Payne	65	87	.747
1968	Manuel Washington	96	113	.850
1969	Donnie Black	43	52	.827
1970	Jack Bouldin	66	76	.868
1971	Jack Bouldin	97	117	.829
1972	Jeff Watkins	114	149	.765
1973	Rich Knarr	97	115	.843
1974	Rich Knarr	48	55	.873
1975	Jerry Jenkins	121	146	.829
1976	Rich Knarr	50	56	.893
1977	Gary Hooker	108	134	.806
1978	Ray White	76	106	.717
1979	Greg Grim	41	51	.804
1980	Jeff Malone	42	51	.824
1981	Jeff Malone	105	128	.820
1982	Jeff Malone	52	70	.743
1983	Jeff Malone	131	159	.824
1984	Kelvin Hildreth	137	171	.801
1985	Jeff Norwood	49	62	.790
1986	Greg Lockhart	50	61	.820
1987	Anthony Blakley	62	77	.805
1988	Greg Lockhart	70	96	.729
1989	Greg Lockhart	82	103	.796
1990	Greg Carter	92	111	.829
1991	Tony Watts	44	54	.815
1992	Tony Watts	78	92	*.848
1993	Chuck Evans	96	119	.807
1994	Darryl Wilson	138	171	.807
1995	Darryl Wilson	141	169	.834
1996	Darryl Wilson	160	201	*.796
1997	Bart Hyche	70	89	.787
1998	Trey Moore	49	66	.742
1999	Bart Hyche	37	47	.787
2000	Antonio Jackson	38	50	.760
2001	Marckell Patterson	82	103	.796
2002	Marckell Patterson	109	140	.779
2003	Timmy Bowers	60	80	.750
2004	Winsome Frazier	68	86	.791
2005	Winsome Frazier	48	64	.750
2006	Jamall Edmondson	48	67	.716
2007	Ben Hansbrough	58	74	.784
2008	Ben Hansbrough	56	71	.789
2009	Ravern Johnson	39	46	.848
2010	Phil Turner	50	62	.806

\* - Led Southeastern Conference

2010-11 BULLDOG BASKETBALL





# MSU REBOUNDING RECORDS

## CAREER LEADERS

### Rebounds

Name	Seasons	G	Rebs	Avg
1. Bailey Howell	1957-59	75	1277	17.0
2. Jarvis Varnado	2007-10	141	1096	7.8
3. Rickey Brown	1977-80	107	1092	10.2
4. Wiley Peck	1976-79	107	964	9.0
5. Erick Dampier	1994-96	93	859	9.2
6. Tyrone Washington	1996-99	123	847	6.9
7. Kalpatrick Wells	1980-83	110	830	7.5
8. Dave Williams	1966-68	76	772	10.2
9. Jack Houston	1952-55	76	753	9.9
10. Jerry Graves	1959-61	74	713	9.6
11. Leland Mitchell	1961-63	78	705	9.0
12. Charles Rhodes	2005-08	110	691	6.3
13. Jamont Gordon	2005-08	99	677	6.8
Tang Hamilton	1998-01	123	677	5.5
15. Charles Hull	1958-60	75	661	8.8
16. Lawrence Roberts	2004-05	62	654	10.5
17. Larry Fry	1973-75	78	628	8.1
18. Greg Carter	1988-91	114	611	5.4
19. Joe Dan Gold	1961-63	77	600	7.8
20. Terry Kusnierz	1972-74	76	592	7.8

### Rebound Avg. (Min. 500 Rebs)

Name	Seasons	G	Rebs	Avg
1. Bailey Howell	1957-59	75	1277	17.0
2. Wayne Lemon	1956-57	46	508	11.0
3. Lawrence Roberts	2004-05	62	654	10.5
4. Rickey Brown	1977-80	107	1092	10.2
5. Dave Williams	1966-68	76	772	10.2
6. Jack Houston	1952-55	76	753	9.9
7. Jerry Graves	1959-61	74	713	9.6
8. Erick Dampier	1994-96	93	859	9.2
9. Leland Mitchell	1961-63	78	705	9.0
10. Wiley Peck	1976-79	107	964	9.0

## SEASON BESTS

### Rebounds

Name	Season	G	Rebs	Avg
1. Bailey Howell	1956-57	25	492	19.7
2. Bailey Howell	1957-58	25	406	16.2
3. Rickey Brown	1979-80	27	389	14.4
4. Bailey Howell	1958-59	25	379	15.2
5. Jarvis Varnado	2009-10	36	369	10.3
6. Lawrence Roberts	2004-05	32	351	11.0
7. Erick Dampier	1995-96	34	317	9.3
Wiley Peck	1978-79	28	317	11.3
Jarvis Varnado	2008-09	36	317	8.8
10. Terry Kusnierz	1971-72	26	311	12.0
11. Lawrence Roberts	2003-04	30	303	10.1
12. Rickey Brown	1976-77	27	292	10.8

### Rebounding Average

Name	Season	G	Rebs	Avg
1. Bailey Howell	1956-57	25	492	19.7
2. Bailey Howell	1957-58	25	406	16.2
3. Bailey Howell	1958-59	25	379	15.2
4. Rickey Brown	1979-80	27	389	14.4
5. Terry Kusnierz	1971-72	26	311	12.0
6. Jack Houston	1953-54	21	248	11.8
7. Jack Houston	1954-55	23	270	11.7
8. Wiley Peck	1978-79	28	317	11.3
9. Wayne Lemon	1956-57	22	245	11.1
10. Lawrence Roberts	2004-05	32	351	11.0

## GAME HIGHS

### Rebounds

Name (Opponent, Date)	Rebs
1. Bailey Howell vs. LSU (2-1-57).....	34
2. Bailey Howell vs. S'Western (12-7-57).....	31
Bailey Howell vs. Memphis (12-5-56).....	31
4. Bailey Howell vs. Ga. Tech (1-12-57).....	26
5. Bailey Howell vs. SE-La. (1-27-58).....	25
Bailey Howell at Tampa (2-15-57).....	25
7. Wiley Peck vs. Alabama (1-27-79).....	24
Wiley Peck at Memphis (12-7-78).....	24
Terry Kusnierz vs. Arkansas (1-4-72).....	24
Bailey Howell at Tulane (2-23-59).....	24
Bailey Howell at Ole Miss (2-28-57).....	24
12. Rickey Brown vs. Vanderbilt (12-6-79).....	23
Larry Fry at LSU (1-13-75).....	23
Jerry Graves vs. SE-La. (12-5-59).....	23
Jack Houston vs. Florida S. (12-4-53).....	23
16. Wiley Peck vs. LSU (1-12-77).....	22
Dave Williams vs. LSU (2-19-68).....	22
Bailey Howell vs. Tulane (2-2-57).....	22
Bailey Howell vs. Miss. Co. (12-15-56).....	22
Jack Houston vs. Vanderbilt (1-15-55).....	22
21. Wesley Morgan vs. SE-La. (11-28-05).....	21
Lawrence Roberts at Alabama (3-6-04).....	21
Rickey Brown at Florida (12-15-79).....	21
Bailey Howell vs. Murray St. (1-24-59).....	21
Wayne Lemon vs. LSU (2-25-56).....	21
26. Lawrence Roberts vs. J'ville (12-22-04).....	20
Dave Williams vs. Ole Miss (3-3-68).....	20
Bailey Howell at Florida (2-14-59).....	20
Charles Hull vs. Georgia (2-17-58).....	20
Bailey Howell vs. Kentucky (2-11-57).....	20
Bailey Howell vs. Tennessee (2-9-57).....	20
Bailey Howell vs. Ole Miss (1-19-57).....	20
Bailey Howell vs. Ark. St. (12-17-56).....	20

## YEARLY LEADERS

### Rebounding Average

Year	Name	G	Rebs	Avg
1954	Jack Houston	21	248	11.8
1955	Jack Houston	23	270	11.7
1956	Wayne Lemon	24	263	11.0
1957	Bailey Howell	25	492	*19.7
1958	Bailey Howell	25	406	16.2
1959	Bailey Howell	25	379	15.2
1960	Jerry Graves	25	261	10.4
1961	Jerry Graves	25	257	10.3
1962	Leland Mitchell	25	222	8.9
1963	Leland Mitchell	28	273	9.8
1964	Stan Brinker	23	206	9.0
1965	Richie Williams	26	151	5.8
1966	Dave Williams	25	256	10.2
1967	Dave Williams	25	247	9.9
1968	Dave Williams	26	269	10.3
1969	John Guyton	25	180	7.2
1970	Jim Martin	24	220	9.2
1971	Malcolm Wesson	25	184	7.4
1972	Terry Kusnierz	26	311	12.0
1973	Larry Fry	26	200	7.7
1974	Bill Singletary	26	227	8.7
1975	Taylor Williams	26	244	9.4
1976	Taylor Williams	23	181	7.9
1977	Rickey Brown	27	292	10.8
1978	Wiley Peck	27	228	8.4
1979	Wiley Peck	28	317	*11.3
1980	Rickey Brown	27	389	*14.4
1981	Kalpatrick Wells	27	245	9.1
1982	Kalpatrick Wells	27	179	6.6
1983	Kalpatrick Wells	29	197	6.8
1984	Kelvin Hildreth	28	171	6.1
1985	Raymond Brown	28	140	5.0
1986	Chauncey Robinson	30	210	7.0
1987	Hubert Henderson	28	256	9.1
1988	Carl Nichols	29	182	6.6
1989	Cameron Burns	28	176	6.3
1990	Cameron Burns	30	219	7.3
1991	Greg Carter	29	226	7.8
1992	Johnny Walker	28	254	9.1
1993	Johnny Walker	29	218	7.5
1994	Erick Dampier	29	251	8.7
1995	Erick Dampier	30	291	9.7
1996	Erick Dampier	34	317	9.3
1997	Tyrone Washington	30	237	7.9
1998	Tyrone Washington	29	269	9.3
1999	Tyrone Washington	33	277	8.4
2000	Robert Jackson	28	197	7.0
2001	Robert Jackson	25	183	7.3
2002	Mario Austin	35	266	7.6
2003	Mario Austin	25	192	7.7
2004	Lawrence Roberts	30	303	10.1
2005	Lawrence Roberts	32	351	*11.0
2006	Charles Rhodes	29	207	7.1
2007	Jamont Gordon	35	250	7.1
2008	Jarvis Varnado	34	264	7.8
	Charles Rhodes	31	242	7.8
2009	Jarvis Varnado	36	317	8.8
2010	Jarvis Varnado	36	368	*10.3

\* - Led Southeastern Conference



Former MSU great and hall of famer Bailey Howell averaged an amazing 17.0 rebounds per game during his MSU career to rank second on the SEC's all-time career list. He still holds the MSU record and calls Starkville his home.



# MSU ASSISTS/BLOCKS/STEALS RECORDS



## ASSISTS

### Career Leaders

Name	Seasons	G	Ast	Avg
1. Derrick Zimmerman	2000-03	127	514	4.0
2. Al Perry	1975-78	102	510	5.0
3. Jamont Gordon	2006-08	99	484	4.9
4. Chuck Evans	1992-93	57	454	8.0
5. Doug Hartsfield	1988-91	114	413	3.6
6. Jack Bouldin	1970-72	75	357	4.8
7. Detrick White	1998-99	63	351	5.6
<b>8. Dee Bost</b>	<b>2009-10</b>	<b>72</b>	<b>344</b>	<b>4.8</b>
9. Butch Pierre	1981-84	105	342	3.3
10. Rich Knarr	1973-76	97	326	3.4

### Season Bests

Name	Season	G	Ast	Avg
1. Chuck Evans	1992-93	29	235	8.1
2. Chuck Evans	1991-92	28	219	7.8
3. Derrick Zimmerman	2001-02	35	210	6.0
4. Al Perry	1975-76	26	207	8.0
5. Al Perry	1976-77	27	199	7.4
<b>6. Dee Bost</b>	<b>2009-10</b>	<b>36</b>	<b>188</b>	<b>5.2</b>
7. Jamont Gordon	2006-07	35	187	5.3
8. Detrick White	1998-99	33	185	5.6
9. Marcus Bullard	1995-96	34	175	5.2
10. Derrick Zimmerman	2002-03	31	172	5.5

### Game Highs

Name (Opponent, Date)	Ast
1. Chuck Evans at UMKC (2-23-93)	16
2. Al Perry vs. Vanderbilt (1-29-77)	15
3. Gary Ervin vs. Florida A&M (12-20-04)	14
Chuck Evans vs. So. Carolina (2-13-93)	14
Chuck Evans vs. Arkansas (1-27-93)	14
6. Chuck Evans at Auburn (2-17-93)	13
Chuck Evans at Arkansas (1-15-92)	13
Al Perry vs. Texas (12-11-76)	13
Al Perry vs. Auburn (2-9-76)	13
Al Perry vs. Missouri Western (1-27-76)	13

### Yearly Leaders

Year	Name	G	Ast	Avg
1975	Jeff Stroman	23	79	3.4
1976	Al Perry	26	207	*8.0
1977	Al Perry	27	199	7.4
1978	Ray White	26	91	3.5
1979	Tom Schubert	25	107	4.3
1980	Greg Grim	27	79	2.9
1981	Terry Lewis	27	92	3.4
1982	Butch Pierre	27	104	3.9
1983	Butch Pierre	24	108	4.5
1984	Ken Harvey	28	86	3.1
1985	Jeff Norwood	28	125	4.5
1986	Tracy Taylor	23	105	4.6
1987	Tracy Taylor	27	92	3.4
1988	Greg Lockhart	29	82	2.9
1989	Greg Lockhart	28	109	3.9
1990	Doug Hartsfield	30	158	5.3
1991	Doug Hartsfield	29	126	4.4
1992	Chuck Evans	28	219	*7.8
1993	Chuck Evans	29	235	*8.1
1994	T.J. Honore	29	127	4.4
1995	T.J. Honore	30	115	3.8
1996	Marcus Bullard	34	175	5.2
1997	Trey Moore	30	136	4.5
1998	Detrick White	30	166	*5.5
1999	Detrick White	33	185	*5.6
2000	Todd Myles	27	120	4.4
2001	Antonio Jackson	31	98	3.2
2002	Derrick Zimmerman	35	210	*6.0
2003	Derrick Zimmerman	31	172	*5.5
2004	Timmy Bowers	30	145	4.8
2005	Gary Ervin	34	160	4.7
2006	Jamont Gordon	30	129	4.3
2007	Jamont Gordon	35	187	5.3
2008	Jamont Gordon	34	168	4.9
<b>2009</b>	<b>Dee Bost</b>	<b>36</b>	<b>156</b>	<b>4.3</b>
<b>2010</b>	<b>Dee Bost</b>	<b>36</b>	<b>188</b>	<b>5.2</b>

## BLOCKED SHOTS

### Career Leaders

Name	Seasons	G	BS	Avg
1. Jarvis Varnado	2007-10	141	564	4.0
2. Erick Dampier	1994-96	93	249	2.7
3. Tyrone Washington	1996-99	123	198	1.6
4. Kalpatrick Wells	1980-83	110	183	1.7
5. Rickey Brown	1977-80	107	163	1.5
6. Charles Rhodes	2005-08	110	143	1.3
7. Wiley Peck	1976-79	107	117	1.1
8. Derrick Zimmerman	2000-03	127	89	0.7
9. Marcus Campbell	2002-05	122	87	0.7
10. Marcus Grant	1992-95	105	72	0.7

### Season Bests

Name	Season	G	BS	Avg
1. Jarvis Varnado	2009-10	36	170	4.7
Jarvis Varnado	2008-09	36	170	4.7
3. Jarvis Varnado	2007-08	34	157	4.6
4. Erick Dampier	1995-96	34	106	3.1
5. Erick Dampier	1994-95	30	78	2.6
6. Jarvis Varnado	2006-07	35	67	1.9
7. Tyrone Washington	1998-99	33	65	2.0
Erick Dampier	1993-94	29	65	2.2
9. Charles Rhodes	2006-07	34	64	1.9
10. Kalpatrick Wells	1982-83	29	63	2.2

### Game Highs

Name (Date)	BS
1. Jarvis Varnado vs. Arkansas (1-10-10)	10
Jarvis Varnado vs. Miami (12-13-08)	10
Jarvis Varnado vs. Georgia (1-12-08)	10
Jarvis Varnado vs. Kentucky (1-15-08)	10
5. Jarvis Varnado at Vanderbilt 92-3-10	9
Jarvis Varnado vs. Louisiana-Monroe	9
Jarvis Varnado at L. Marymount (12-19-07)	9
8. Done 10 times (Most recently by)	8
Jarvis Varnado at Alabama (2-24-10)	8

### Yearly Leaders

Year	Name	G	BS	Avg
1975	Taylor Williams	26	13	0.5
1976	Wiley Peck	25	37	1.5
1977	Rickey Brown	27	58	2.1
1978	Rickey Brown	26	35	1.3
1979	Rickey Brown	27	32	1.2
1980	Kalpatrick Wells	27	51	1.9
1981	Kalpatrick Wells	27	30	1.1
1982	Kalpatrick Wells	27	39	1.4
1983	Kalpatrick Wells	29	63	2.2
1984	Tony Robinson	25	18	0.7
1985	Tony Robinson	25	30	1.2
1986	Raymond Brown	30	20	0.7
1987	Hubert Henderson	28	12	0.4
1988	Chancellor Nichols	28	30	1.1
1989	Chancellor Nichols	23	22	1.0
1990	Greg Carter	30	22	0.7
1991	Brad Smith	29	18	0.6
1992	Johnny Walker	28	20	0.7
1993	Vince Embry	23	21	0.9
1994	Erick Dampier	29	65	2.2
1995	Erick Dampier	30	78	2.6
1996	Erick Dampier	34	106	3.1
1997	Tyrone Washington	30	59	*2.0
1998	Tyrone Washington	29	61	2.1
1999	Tyrone Washington	33	65	2.0
2000	Tang Hamilton	30	21	0.7
2001	Derrick Zimmerman	31	20	0.6
2002	Derrick Zimmerman	35	29	0.8
2003	Derrick Zimmerman	31	26	0.8
2004	Branden Vincent	30	40	1.3
2005	Marcus Campbell	32	32	1.0
2006	Charles Rhodes	29	32	1.1
Wesley Morgan	27	32	1.2	
2007	Jarvis Varnado	35	67	1.9
2008	Jarvis Varnado	34	157	#4.6
2009	Jarvis Varnado	36	170	#4.7
2010	Jarvis Varnado	36	170	*4.7

## STEALS

### Career Leaders

Name	Seasons	G	Stl	Avg
1. Ray White	1976-79	100	217	2.2
2. Derrick Zimmerman	2000-03	127	205	1.6
3. Chuck Evans	1992-93	57	165	2.9
4. Barry Stewart	2007-10	141	162	1.1
5. Timmy Bowers	2001-04	116	161	1.4
6. Tony Watts	1989-92	113	154	1.4
7. Winsome Frazier	2002-05	106	147	1.4
8. Darryl Wilson	1994-96	93	140	1.5
9. Terry Lewis	1980-83	90	139	1.5
10. Al Perry	1975-78	102	127	1.2

### Season Bests

Name	Season	G	Stl	Avg
1. Chuck Evans	1991-92	28	83	3.0
2. Chuck Evans	1992-93	29	82	2.8
3. Derrick Zimmerman	2001-02	35	75	2.1
4. Winsome Frazier	2003-04	30	71	2.4
5. Ray White	1977-78	26	61	2.3
6. Terry Lewis	1982-83	29	60	2.1
Ray White	1975-76	26	60	2.3
8. Timmy Bowers	2003-04	30	58	1.9
Derrick Zimmerman	2002-03	31	58	1.9
10. Ray White	1978-79	23	57	2.5

### Game Highs

Name (Opponent, Date)	Stl
1. Gary Hooker vs. Samford (12-29-75)	8
Gary Hooker vs. SW-La. (12-6-75)	8
3. Greg Lockhart at Wichita St. (12-21-85)	7
Jeff Norwood vs. Kentucky (1-27-82)	7
Calvin Holmes at Louisville (12-29-78)	7
6. By 11 players (Most recently by):	6
Phil Turner vs. South Carolina (2-18-09)	6

### Yearly Leaders

Year	Name	G	Stl	Avg
1975	Jerry Jenkins	26	35	1.3
1976	Ray White	26	60	2.3
1977	Gary Hooker	27	47	1.7
1978	Ray White	26	61	2.3
1979	Ray White	23	57	2.5
1980	Greg Grim	27	30	1.1
1981	Terry Lewis	27	33	1.2
1982	Jeff Norwood	27	45	1.7
1983	Terry Lewis	29	60	2.1
1984	Ken Harvey	28	43	1.5
1985	Chauncey Robinson	28	44	1.6
1986	Chauncey Robinson	30	41	1.4
1987	Tracy Taylor	27	27	1.0
1988	Greg Lockhart	29	42	1.4
1989	Greg Lockhart	28	42	1.5
1990	Tony Watts	30	49	1.6
1991	Tony Watts	28	47	1.7
1992	Chuck Evans	28	83	*3.0
1993	Chuck Evans	29	82	*2.8
1994	T.J. Honore & D. Wilson	29	45	1.6
1995	Darryl Wilson	30	45	1.5
1996	Marcus Bullard	34	52	1.5
1997	Trey Moore	30	54	1.8
1998	Detrick White	30	49	1.6
1999	Detrick White	33	34	1.0
2000	Derrick Zimmerman	30	36	1.2
2001	A. Jackson & D. Z'man	31	36	1.2
2002	Derrick Zimmerman	35	75	2.1
2003	Derrick Zimmerman	31	58	1.9
2004	Winsome Frazier	30	71	*2.4
2005	Lawrence Roberts	32	50	1.6
2006	Jamont Gordon	30	34	1.1
2007	Jamont Gordon	35	46	1.3
2008	Barry Stewart	34	44	1.3
<b>2009</b>	<b>Dee Bost</b>	<b>36</b>	<b>52</b>	<b>1.4</b>
<b>2010</b>	<b>Dee Bost</b>	<b>36</b>	<b>47</b>	<b>1.3</b>

\* - Led Southeastern Conference

# - Led NCAA

2010-11 BULLDOG BASKETBALL





# MSU YEARLY RECORDS

## 1953-54

<b>Leading Scorers</b>	<b>PPG</b>
Gerald Caveness.....	17.8
Dan Daley.....	12.0
Jack Houston.....	11.5
<b>Leading Rebounders</b>	<b>RPG</b>
Jack Houston.....	11.8
George Cooke.....	8.8
Dan Daley.....	5.1

## 1954-55

<b>Leading Scorers</b>	<b>PPG</b>
Jim Ashmore.....	22.3
Wayne Duncan.....	11.9
Jack Houston.....	11.7
<b>Leading Rebounders</b>	<b>RPG</b>
Jack Houston.....	11.7
Wayne Duncan.....	6.7
Dudley Nash.....	5.9

## 1955-56

<b>Leading Scorers</b>	<b>PPG</b>
Jim Ashmore.....	22.3
Wayne Duncan.....	13.9
Jerry Ritchey.....	10.4
<b>Leading Rebounders</b>	<b>RPG</b>
Wayne Lemon.....	11.0
Wayne Duncan.....	8.3
Lloyd Johnson.....	5.6

## 1956-57

<b>Leading Scorers</b>	<b>PPG</b>
Jim Ashmore.....	28.3
Bailey Howell.....	25.9
Wayne Lemon.....	9.3
<b>Leading Rebounders</b>	<b>RPG</b>
Bailey Howell.....	19.7
Wayne Lemon.....	11.1
Jerry Keeton.....	4.9

## 1957-58

<b>Leading Scorers</b>	<b>PPG</b>
Bailey Howell.....	27.8
Jerry Keeton.....	11.7
Charles Hull.....	10.4
<b>Leading Rebounders</b>	<b>RPG</b>
Bailey Howell.....	16.2
Charles Hull.....	9.5
Jerry Keeton.....	5.9

## 1958-59

<b>Leading Scorers</b>	<b>PPG</b>
Bailey Howell.....	27.5
Charles Hull.....	10.6
Jerry Graves.....	10.3
<b>Leading Rebounders</b>	<b>RPG</b>
Bailey Howell.....	15.2
Jerry Graves.....	8.1
Charles Hull.....	7.2

## 1959-60

<b>Leading Scorers</b>	<b>PPG</b>
Jerry Graves.....	18.6
Charles Hull.....	15.2
Dave Glasgow.....	9.8
<b>Leading Rebounders</b>	<b>RPG</b>
Jerry Graves.....	10.4
Charles Hull.....	9.8
Dave Glasgow.....	5.2

## 1960-61

<b>Leading Scorers</b>	<b>PPG</b>
Jerry Graves.....	21.3
Leland Mitchell.....	12.9
W.D. Stroud.....	12.4
<b>Leading Rebounders</b>	<b>RPG</b>
Jerry Graves.....	10.3
Leland Mitchell.....	8.4
Joe Dan Gold.....	6.7

## 1961-62

<b>Leading Scorers</b>	<b>PPG</b>
Leland Mitchell.....	16.7
W.D. Stroud.....	15.9
Joe Dan Gold.....	13.1
<b>Leading Rebounders</b>	<b>RPG</b>
Leland Mitchell.....	8.9
Joe Dan Gold.....	8.8
Bobby Shows.....	6.6

## 1962-63

<b>Leading Scorers</b>	<b>PPG</b>
Leland Mitchell.....	17.1
W.D. Stroud.....	16.8
Joe Dan Gold.....	13.3
<b>Leading Rebounders</b>	<b>RPG</b>
Leland Mitchell.....	9.8
Joe Dan Gold.....	7.8
Stan Brinker.....	6.5

## 1963-64

<b>Leading Scorers</b>	<b>PPG</b>
Doug Hutton.....	14.9
Stan Brinker.....	12.8
Richie Williams.....	9.5
<b>Leading Rebounders</b>	<b>RPG</b>
Stan Brinker.....	9.0
Don Posey.....	6.1
Richie Williams.....	5.8

## 1964-65

<b>Leading Scorers</b>	<b>PPG</b>
Bill Chumbler.....	13.5
Gary Washington.....	11.2
Richie Williams.....	9.3
<b>Leading Rebounders</b>	<b>RPG</b>
Richie Williams.....	5.8
Charlie Crews.....	5.0
Buddy Walden.....	4.9

## 1965-66

<b>Leading Scorers</b>	<b>PPG</b>
Dave Williams.....	19.7
Gary Washington.....	12.0
John Sapen.....	9.4
<b>Leading Rebounders</b>	<b>RPG</b>
Dave Williams.....	10.2
Herb Biggs.....	8.3
Tom Payne.....	5.2

## 1966-67

<b>Leading Scorers</b>	<b>PPG</b>
Dave Williams.....	15.7
Gary Washington.....	11.8
John Sapen.....	9.2
<b>Leading Rebounders</b>	<b>RPG</b>
Dave Williams.....	9.9
Tom Payne.....	5.4
John Sapen.....	4.4

## 1967-68

<b>Leading Scorers</b>	<b>PPG</b>
Tom Payne.....	15.8
Dave Williams.....	12.9
Manuel Washington.....	9.8
<b>Leading Rebounders</b>	<b>RPG</b>
Dave Williams.....	10.3
Tom Payne.....	6.5
Manuel Washington.....	5.2

## 1968-69

<b>Leading Scorers</b>	<b>PPG</b>
Manuel Washington.....	15.4
John Guyton.....	12.8
Chuck Wade.....	12.1
<b>Leading Rebounders</b>	<b>RPG</b>
John Guyton.....	7.2
Jim Martin.....	6.8
Manuel Washington.....	6.3

## 1969-70

<b>Leading Scorers</b>	<b>PPG</b>
John Guyton.....	16.3
Jack Bouldin.....	15.4
Randy Hodges.....	13.1
<b>Leading Rebounders</b>	<b>RPG</b>
Jim Martin.....	9.2
John Guyton.....	7.5
Randy Hodges.....	5.2

## 1970-71

<b>Leading Scorers</b>	<b>PPG</b>
Jack Bouldin.....	19.1
Randy Hodges.....	13.0
Malcolm Wesson.....	12.2
<b>Leading Rebounders</b>	<b>RPG</b>
Malcolm Wesson.....	7.4
Randy Hodges.....	5.4
Bill Combs.....	4.9

## 1971-72

<b>Leading Scorers</b>	<b>PPG</b>
Jack Bouldin.....	15.8
Jeff Watkins.....	12.5
Terry Kusnierz.....	11.4
<b>Leading Rebounders</b>	<b>RPG</b>
Terry Kusnierz.....	12.0
Malcolm Wesson.....	6.0
Jeff Watkins.....	4.6

## 1972-73

<b>Leading Scorers</b>	<b>PPG</b>
Rich Knarr.....	18.0
Jerry Jenkins.....	17.6
Larry Fry.....	12.5
<b>Leading Rebounders</b>	<b>RPG</b>
Larry Fry.....	7.7
Terry Kusnierz.....	7.6
Jerry Jenkins.....	7.1

## 1973-74

<b>Leading Scorers</b>	<b>PPG</b>
Jerry Jenkins.....	18.1
Rich Knarr.....	15.8
Larry Fry.....	13.5
<b>Leading Rebounders</b>	<b>RPG</b>
Bill Singletary.....	8.7
Larry Fry.....	7.7
Jerry Jenkins.....	6.8

## 1974-75

<b>Leading Scorers</b>	<b>PPG</b>
Jerry Jenkins.....	22.1
Larry Fry.....	15.5
Rich Knarr.....	12.5
<b>Leading Rebounders</b>	<b>RPG</b>
Taylor Williams.....	9.4
Larry Fry.....	8.8
Jerry Jenkins.....	6.9

## 1975-76

<b>Leading Scorers</b>	<b>PPG</b>
Ray White.....	18.3
Gary Hooker.....	17.7
Taylor Williams.....	9.5
<b>Leading Rebounders</b>	<b>RPG</b>
Taylor Williams.....	7.9
Wiley Pec.....	6.8
Gary Hooker.....	6.7

## 1976-77

<b>Leading Scorers</b>	<b>PPG</b>
Rickey Brown.....	19.3
Ray White.....	16.2
Gary Hooker.....	14.8
<b>Leading Rebounders</b>	<b>RPG</b>
Rickey Brown.....	10.8
Wiley Peck.....	9.3
Gary Hooker.....	7.3

## 1977-78

<b>Leading Scorers</b>	<b>PPG</b>
Ray White.....	14.5
Rickey Brown.....	13.4
Gary Hooker.....	10.5
<b>Leading Rebounders</b>	<b>RPG</b>
Wiley Peck.....	8.4
Gary Hooker.....	7.1
Rickey Brown.....	6.9

## 1978-79

<b>Leading Scorers</b>	<b>PPG</b>
Ray White.....	17.1
Greg Grim.....	16.9
Rickey Brown.....	15.4
<b>Leading Rebounders</b>	<b>RPG</b>
Wiley Peck.....	11.3
Rickey Brown.....	8.6
Ray White.....	6.3

## 1979-80

<b>Leading Scorers</b>	<b>PPG</b>
Rickey Brown.....	20.5
Greg Grim.....	14.5
Jeff Malone.....	11.9
<b>Leading Rebounders</b>	<b>RPG</b>
Rickey Brown.....	14.4
Kalpatrick Wells.....	7.7
Jeff Malone.....	3.3

## 1980-81

<b>Leading Scorers</b>	<b>PPG</b>
Jeff Malone.....	20.1
Terry Lewis.....	9.3
Ron White.....	8.4
<b>Leading Rebounders</b>	<b>RPG</b>
Kalpatrick Wells.....	9.1
Ron White.....	7.4
Jeff Malone.....	4.2

## 1981-82

<b>Leading Scorers</b>	<b>PPG</b>
Jeff Malone.....	18.6
Terry Lewis.....	8.6
Butch Pierre.....	7.9
<b>Leading Rebounders</b>	<b>RPG</b>
Kalpatrick Wells.....	6.6
Jeff Malone.....	4.1
Terry Lewis.....	4.1

## 1982-83

<b>Leading Scorers</b>	<b>PPG</b>
Jeff Malone.....	26.8
Terry Lewis.....	15.2
Butch Pierre.....	7.4
<b>Leading Rebounders</b>	<b>RPG</b>
Kalpatrick Wells.....	6.8
Kelvin Hildreth.....	5.3
Terry Lewis.....	4.5

## 1983-84

<b>Leading Scorers</b>	<b>PPG</b>
Ken Harvey.....	12.7
Kelvin Hildreth.....	9.5
Butch Pierre.....	6.9
<b>Leading Rebounders</b>	<b>RPG</b>
Kelvin Hildreth.....	6.1
Ken Harvey.....	3.8
Mackey Whyte.....	3.5

## 1984-85

<b>Leading Scorers</b>	<b>PPG</b>
Ken Harvey.....	13.9
Tony Robinson.....	9.4
Chauncey Robinson.....	8.6
<b>Leading Rebounders</b>	<b>RPG</b>
Raymond Brown.....	5.0
Tony Robinson.....	4.6
Ken Harvey.....	4.4





# MSU YEARLY RECORDS

<u>1985-86</u>	<u>1993-94</u>	<u>2001-02</u>	<u>2009-10</u>
<b>Leading Scorers PPG</b>	<b>Leading Scorers PPG</b>	<b>Leading Scorers PPG</b>	<b>Leading Scorers PPG</b>
Chauncey Robinson.....14.0	Darryl Wilson.....16.2	Mario Austin.....16.1	Jarvis Varnado.....13.8
Raymond Brown.....11.8	Erick Dampier.....11.9	Marckell Patterson.....12.3	Dee Bost.....13.0
Greg Lockhart.....8.8	Marcus Grant.....9.8	Timmy Bowers.....10.6	Ravern Johnson.....13.2
<b>Leading Rebounders RPG</b>	<b>Leading Rebounders RPG</b>	<b>Leading Rebounders RPG</b>	<b>Leading Rebounders RPG</b>
Chauncey Robinson.....7.0	Erick Dampier.....8.7	Mario Austin.....7.6	Jarvis Varnado.....10.3
Raymond Brown.....5.7	Russell Walters.....5.6	Michael Gholar.....6.2	Kodi Augustus.....5.4
Anthony Blakley.....4.5	Brian Price.....5.0	Marckell Patterson.....4.2	Dee Bost.....4.4
<u>1986-87</u>	<u>1994-95</u>	<u>2002-03</u>	
<b>Leading Scorers PPG</b>	<b>Leading Scorers PPG</b>	<b>Leading Scorers PPG</b>	
Hubert Henderson.....14.9	Darryl Wilson.....17.8	Mario Austin.....15.5	
Anthony Blakley.....11.7	Erick Dampier.....13.1	Timmy Bowers.....14.6	
Greg Lockhart.....8.2	Marcus Grant.....10.4	Michal Ignerski.....9.0	
<b>Leading Rebounders RPG</b>	<b>Leading Rebounders RPG</b>	<b>Leading Rebounders RPG</b>	
Hubert Henderson.....9.1	Erick Dampier.....9.7	Mario Austin.....7.7	
Anthony Blakley.....6.0	Brian Price.....6.0	Ontario Harper.....4.9	
Reginald Boykin.....3.8	Darryl Wilson.....4.7	Michal Ignerski.....4.8	
<u>1987-88</u>	<u>1995-96</u>	<u>2003-04</u>	
<b>Leading Scorers PPG</b>	<b>Leading Scorers PPG</b>	<b>Leading Scorers PPG</b>	
Greg Lockhart.....9.9	Darryl Wilson.....18.0	Lawrence Roberts.....16.9	
Reginald Boykin.....9.7	Dontae' Jones.....14.7	Timmy Bowers.....15.0	
Chancellor Nichols.....9.2	Erick Dampier.....14.5	Winsome Frazier.....13.1	
<b>Leading Rebounders RPG</b>	<b>Leading Rebounders RPG</b>	<b>Leading Rebounders RPG</b>	
Carl Nichols.....6.6	Erick Dampier.....9.3	Lawrence Roberts.....10.1	
Chancellor Nichols.....6.0	Dontae' Jones.....6.8	Branden Vincent.....7.6	
Reginald Boykin.....3.9	Russell Walters.....5.5	Shane Power.....4.2	
<u>1988-89</u>	<u>1996-97</u>	<u>2004-05</u>	
<b>Leading Scorers PPG</b>	<b>Leading Scorers PPG</b>	<b>Leading Scorers PPG</b>	
Cameron Burns.....15.1	Horatio Webster.....16.1	Lawrence Roberts.....16.9	
Greg Lockhart.....13.7	Bart Hyche.....12.8	Winsome Frazier.....12.3	
Tony Watts.....9.9	Trey Moore.....11.2	Shane Power.....11.1	
<b>Leading Rebounders RPG</b>	<b>Leading Rebounders RPG</b>	<b>Leading Rebounders RPG</b>	
Cameron Burns.....6.3	Tyrone Washington.....7.9	Lawrence Roberts.....11.0	
Chancellor Nichols.....5.1	Horatio Webster.....7.4	Marcus Campbell.....5.0	
Greg Carter.....3.5	Quentin Smith.....3.8	Ontario Harper.....4.9	
<u>1989-90</u>	<u>1997-98</u>	<u>2005-06</u>	
<b>Leading Scorers PPG</b>	<b>Leading Scorers PPG</b>	<b>Leading Scorers PPG</b>	
Cameron Burns.....18.2	Horatio Webster.....17.0	Charles Rhodes.....13.8	
Greg Carter.....13.0	Tyrone Washington.....12.9	Jamont Gordon.....13.8	
Tony Watts.....11.7	Detrick White.....12.2	Jamall Edmondson.....11.0	
<b>Leading Rebounders RPG</b>	<b>Leading Rebounders RPG</b>	<b>Leading Rebounders RPG</b>	
Cameron Burns.....7.3	Tyrone Washington.....9.3	Charles Rhodes.....7.1	
Greg Carter.....6.8	Horatio Webster.....5.2	Jamont Gordon.....6.8	
Todd Merritt.....6.7	Detrick White.....4.9	Wesley Morgan.....5.3	
<u>1990-91</u>	<u>1998-99</u>	<u>2006-07</u>	
<b>Leading Scorers PPG</b>	<b>Leading Scorers PPG</b>	<b>Leading Scorers PPG</b>	
Cameron Burns.....16.9	Tyrone Washington.....12.7	Jamont Gordon.....16.0	
Greg Carter.....15.4	Tang Hamilton.....11.3	Charles Rhodes.....13.7	
Tony Watts.....12.0	Detrick White.....11.1	Dietric Slater.....10.5	
<b>Leading Rebounders RPG</b>	<b>Leading Rebounders RPG</b>	<b>Leading Rebounders RPG</b>	
Greg Carter.....7.8	Tyrone Washington.....8.4	Jamont Gordon.....7.1	
Todd Merritt.....7.2	Oral Roberts.....5.9	Charles Rhodes.....6.2	
Cameron Burns.....6.1	Tang Hamilton.....5.7	Dietric Slater.....5.7	
<u>1991-92</u>	<u>1999-2000</u>	<u>2007-08</u>	
<b>Leading Scorers PPG</b>	<b>Leading Scorers PPG</b>	<b>Leading Scorers PPG</b>	
Tony Watts.....19.2	Tang Hamilton.....14.4	Charles Rhodes.....17.4	
Chuck Evans.....12.2	Robert Jackson.....12.3	Jamont Gordon.....17.2	
Johnny Walker.....11.1	Antonio Jackson.....12.0	Barry Stewart.....11.5	
<b>Leading Rebounders RPG</b>	<b>Leading Rebounders RPG</b>	<b>Leading Rebounders RPG</b>	
Johnny Walker.....9.1	Robert Jackson.....7.0	Charles Rhodes.....7.8	
Eric Stevens.....5.8	Tang Hamilton.....6.2	Jarvis Varnado.....7.8	
Greg Anderson.....4.1	Michael Gholar.....4.4	Jamont Gordon.....6.6	
<u>1992-93</u>	<u>2000-01</u>	<u>2008-09</u>	
<b>Leading Scorers PPG</b>	<b>Leading Scorers PPG</b>	<b>Leading Scorers PPG</b>	
Orien Watson.....15.4	Antonio Jackson.....12.8	Jarvis Varnado.....12.9	
Chuck Evans.....13.4	Marckell Patterson.....12.2	Barry Stewart.....12.4	
Marcus Grant.....10.8	Tang Hamilton.....12.1	Ravern Johnson.....12.1	
<b>Leading Rebounders RPG</b>	<b>Leading Rebounders RPG</b>	<b>Leading Rebounders RPG</b>	
Johnny Walker.....7.5	Robert Jackson.....7.3	Jarvis Varnado.....8.8	
Marcus Grant.....4.4	Tang Hamilton.....6.8	Phil Turner.....5.5	
David Domingue.....3.9	Marckell Patterson.....4.4	Bary Stewart.....3.8	

2010-11 BULLDOG BASKETBALL





# MSU FRESHMAN RECORDS

## Points Scored

Name	Season	G	Pts	Avg
1. Rickey Brown	1976-77	27	520	19.3
2. Ray White	1975-76	26	475	18.3
3. Rich Knarr	1972-73	26	467	18.0
4. Gary Hooker	1975-76	26	461	17.7
5. Jamont Gordon	2005-06	30	413	13.8
<b>6. Dee Bost</b>	<b>2008-09</b>	<b>36</b>	<b>392</b>	<b>10.9</b>
7. Erick Dampier	1993-94	29	344	11.9
8. Barry Stewart	2006-07	35	342	9.8
Jeff Malone	1979-80	27	320	11.9
10. Reginald Delk	2005-06	30	268	8.9

## Blocked Shots

Name	Season	G	BS	Avg
1. Jarvis Varnado	2006-07	35	67	1.9
2. Erick Dampier	1993-94	29	65	2.2
3. Rickey Brown	1976-77	27	58	2.1
4. Kalpatrick Wells	1979-80	27	51	1.9
5. Wiley Peck	1975-76	25	37	1.5
6. Chan. Nichols	1987-88	28	30	1.1
7. Carl Nichols	1987-88	29	21	0.7
8. Gary Hooker	1975-76	26	20	0.8
9. Tony Robinson	1983-84	25	18	0.7
10. Quentin Smith	1996-97	30	17	0.6

## 3-Point Field Goals Att.

Name	Season	FGM	FGA	Pct
1. Barry Stewart	2006-07	68	174	.391
<b>2. Dee Bost</b>	<b>2008-09</b>	<b>54</b>	<b>161</b>	<b>.335</b>
3. Reginald Delk	2005-06	59	144	.410
4. Ben Hansbrough	2006-07	47	114	.412
5. Jamont Gordon	2005-06	27	104	.260
6. Derrick Jones	1996-97	24	80	.300
Phil Turner	2007-08	24	79	.304
8. Tony Watts	1988-89	30	77	.390
9. Todd Merritt	1987-88	27	73	.370
10. Marcus Bullard	1994-95	29	71	.409

## Scoring Average

Name	Season	G	Pts	Avg
1. Rickey Brown	1976-77	27	520	19.3
2. Ray White	1975-76	26	475	18.3
3. Rich Knarr	1972-73	26	467	18.0
4. Gary Hooker	1975-76	26	461	17.7
5. Jamont Gordon	2005-06	30	413	13.8
6. Erick Dampier	1993-94	29	344	11.9
7. Jeff Malone	1979-80	27	320	11.9
<b>8. Dee Bost</b>	<b>2008-09</b>	<b>36</b>	<b>392</b>	<b>10.0</b>
9. Tony Watts	1988-89	27	267	9.9
10. Barry Stewart	2006-07	35	342	9.8

## Steals

Name	Season	G	Stl	Avg
1. Ray White	1975-76	26	60	2.3
<b>2. Dee Bost</b>	<b>2008-09</b>	<b>36</b>	<b>52</b>	<b>1.4</b>
3. Jeff Norwood	1981-82	27	45	1.7
Gary Hooker	1975-76	26	45	1.7
5. D. Zimmerman	1999-00	30	36	1.2
6. Ben Hansbrough	2006-07	35	35	1.0
7. Jamont Gordon	2005-06	30	34	1.1
8. Barry Stewart	2006-07	35	32	0.9
Reginald Delk	2005-06	30	32	1.1
10. Gary Ervin	2003-04	30	31	1.0
Greg Lockhart	1985-86	30	31	1.0

## Free Throws Made

Name	Season	FTM	FTA	Pct
<b>1. Dee Bost</b>	<b>2008-09</b>	<b>122</b>	<b>170</b>	<b>.718</b>
2. Jamont Gordon	2005-06	108	167	.647
3. Rich Knarr	1972-73	97	115	.843
4. Gary Hooker	1975-76	89	124	.718
5. Barry Stewart	2006-07	82	107	.766
6. Erick Dampier	1993-94	78	159	.491
7. Rickey Brown	1976-77	70	97	.722
8. Ray White	1975-76	63	97	.649
9. Carl Nichols	1987-88	62	96	.646
10. Ben Hansbrough	2006-07	58	74	.784

## Rebounds

Name	Season	G	Reb	Avg
1. Rickey Brown	1976-77	27	292	10.8
2. Erick Dampier	1993-94	29	251	8.7
3. Kalpatrick Wells	1979-80	27	209	7.7
4. Jamont Gordon	2005-06	30	203	6.8
5. Carl Nichols	1987-88	29	192	6.6
6. Gary Hooker	1975-76	26	175	6.7
7. Chan. Nichols	1987-88	28	169	6.0
Wiley Peck	1975-76	25	169	6.8
9. Jarvis Varnado	2006-07	35	146	4.2
10. Ray White	1975-76	26	142	5.5

## Field Goals Made

Name	Season	FGM	FGA	Pct
1. Rickey Brown	1976-77	225	443	.508
2. Ray White	1975-76	206	407	.506
3. Gary Hooker	1975-76	186	391	.476
4. Rich Knarr	1972-73	185	426	.434
5. Jamont Gordon	2005-06	139	341	.408
Jeff Malone	1979-80	139	303	.459
7. Erick Dampier	1993-94	133	226	.589
<b>8. Dee Bost</b>	<b>2008-09</b>	<b>108</b>	<b>307</b>	<b>.352</b>
9. Tony Watts	1988-89	107	222	.482
Greg Lockhart	1985-86	107	257	.416

## Free Throws Attempted

Name	Season	FTM	FTA	Pct
<b>1. Dee Bost</b>	<b>2008-09</b>	<b>122</b>	<b>170</b>	<b>.718</b>
2. Jamont Gordon	2005-06	108	167	.647
3. Erick Dampier	1993-94	78	159	.491
4. Gary Hooker	1975-76	89	124	.718
5. Rich Knarr	1972-73	97	115	.843
6. Barry Stewart	2006-07	82	107	.766
7. Rickey Brown	1976-77	70	97	.722
Ray White	1975-76	63	97	.649
9. Carl Nichols	1987-88	62	96	.646
10. Chan. Nichols	1987-88	55	95	.579

## Rebounding Average

Name	Season	G	Reb	Avg
1. Rickey Brown	1976-77	27	292	10.8
2. Erick Dampier	1993-94	29	251	8.7
3. Kalpatrick Wells	1979-80	27	209	7.7
4. Jamont Gordon	2005-06	30	203	6.8
5. Wiley Peck	1975-76	25	169	6.8
6. Gary Hooker	1975-76	26	175	6.7
7. Carl Nichols	1987-88	29	192	6.6
8. Chan. Nichols	1987-88	28	169	6.0
9. Ray White	1975-76	26	142	5.5
10. Raymond Brown	1984-85	28	140	5.0

## Field Goals Attempted

Name	Season	FGM	FGA	Pct
1. Rickey Brown	1976-77	225	443	.508
2. Rich Knarr	1972-73	185	426	.434
3. Ray White	1975-76	206	407	.506
4. Gary Hooker	1975-76	186	391	.476
5. Jamont Gordon	2005-06	139	341	.408
<b>6. Dee Bost</b>	<b>2008-09</b>	<b>108</b>	<b>307</b>	<b>.352</b>
7. Jeff Malone	1979-80	139	303	.459
8. Greg Lockhart	1985-86	107	257	.416
9. Barry Stewart	2006-07	96	240	.400
10. Erick Dampier	1993-94	133	226	.589

## Minutes Played

Name	Season	G	Min	Avg
<b>1. Dee Bost</b>	<b>2008-09</b>	<b>36</b>	<b>1,137</b>	<b>31.6</b>
2. Jamont Gordon	2005-06	30	988	32.9
3. Jeff Norwood	1981-82	27	968	35.9
4. Ray White	1975-76	26	926	35.6
5. Gary Hooker	1975-76	26	890	34.2
6. Carl Nichols	1987-88	29	884	30.5
7. Barry Stewart	2006-07	35	848	24.2
8. Ben Hansbrough	2006-07	35	827	23.6
Rickey Brown	1976-77	27	824	30.5
10. Reginald Delk	2005-06	30	821	27.4

## Assists

Name	Season	G	Ast	Avg
<b>1. Dee Bost</b>	<b>2008-09</b>	<b>36</b>	<b>156</b>	<b>4.3</b>
2. Jamont Gordon	2005-06	30	129	4.3
3. Rich Knarr	1972-73	26	127	4.9
4. Ben Hansbrough	2006-07	35	112	3.2
5. Gary Ervin	2003-04	30	74	2.5
6. Greg Lockhart	1985-86	30	70	2.3
7. Ray White	1975-76	26	69	2.7
8. Gary Hooker	1975-76	26	68	2.6
9. Jeff Norwood	1981-82	27	60	2.2
10. Marcus Bullard	1994-95	30	54	1.8

## 3-Point Field Goals Made

Name	Season	FGM	FGA	Pct
1. Barry Stewart	2006-07	68	174	.391
2. Reginald Delk	2005-06	59	144	.410
<b>3. Dee Bost</b>	<b>2008-09</b>	<b>54</b>	<b>161</b>	<b>.335</b>
4. Ben Hansbrough	2006-07	47	114	.412
5. Tony Watts	1988-89	30	77	.390
6. Marcus Bullard	1994-95	29	71	.409
7. Jamont Gordon	2005-06	27	104	.260
Doug Hartsfield	1987-88	27	62	.436
Todd Merritt	1987-88	27	73	.370
10. Derrick Jones	1996-97	24	80	.300
Phil Turner	2007-08	24	79	.304

## Minutes Average

Name	Season	G	Min	Avg
1. Jeff Norwood	1981-82	27	968	35.9
2. Ray White	1975-76	26	926	35.6
3. Gary Hooker	1975-76	26	890	34.2
4. Jamont Gordon	2005-06	30	988	32.9
<b>5. Dee Bost</b>	<b>2008-09</b>	<b>36</b>	<b>1,137</b>	<b>31.6</b>
6. Rich Knarr	1972-73	26	819	31.5
7. Rickey Brown	1976-77	27	824	30.5
8. Carl Nichols	1987-88	29	884	30.5
9. Raymond Brown	1984-85	28	813	29.0
10. Jeff Malone	1979-80	27	781	28.9





# MSU OPPONENT RECORDS

## INDIVIDUAL RECORDS

**Most Points Scored:**  
58, Pete Maravich, LSU (12-22-67 at LSU)

**Most Field Goals Made:**  
22, Pete Maravich, LSU (3-2-70 at Starkville & 12-22-67 at Baton Rouge)

**Most Field Goals Attempted:**  
49, Pete Maravich, LSU (3-3-69 at Starkville)

**Best Field Goal Percentage:**  
1.000 (12-of-12), Durand Macklin, LSU (1-5-80 at Baton Rouge)

**Most 3-Point Field Goals Made:**  
9, Shan Foster, Vanderbilt (3-5-08) at Vandy;  
9, Isaiah Swann, Florida State (3-20-07);  
9, Brad Boyd, Louisiana-Lafayette (11-23-02 at Starkville)

**Most 3-Point Field Goals Attempted:**  
19, Edward Garriet, McNeese State (12-1-03 at Starkville)

**Best 3-Point Field Goal Percentage:**  
1.000 (5-of-5), Dru Joyce, Akron (12-20-05 at Guaynabo, PR); (6-of-6), Demetric Bennett, South Alabama (12-15-07) at Mobile

**Most Free Throws Made:**  
18, Dwight Anderson, Kentucky (2-12-79 at Lexington); 18, Kenny Higgs, LSU (1-2-78 at Starkville)

**Most Free Throws Attempted:**  
23, Dwight Anderson, Kentucky (2-12-79 at Lexington); 23, Calvin Natt, Northeast Louisiana (12-5-77 at Starkville)

**Best Free Throw Percentage:**  
1.000 (16-of-16), Eddie Palubinskas, LSU (3-1-73 at Baton Rouge); 1.000 (15-of-15), Eddie Johnson, Auburn (1-20-75 at Auburn)

**Most Rebounds:**  
31, Nate Thurmond, Bowling Green (3-16-63 at East Lansing, MI)

**Most Offensive Rebounds:**  
10, Randolph Morris, Kentucky (3-9-07 at Atlanta, GA); 10, Kevin Hendrix, Alabama (1-28-06 at Tuscaloosa)

**Most Defensive Rebounds:**  
18, Ernie Abercrombie, Oklahoma (2-10-96 at Norman)

**Most Assists:**  
17, Kenny Higgs, LSU (1-19-76 at Starkville)

**Most Turnovers:**  
12, Eddie Johnson, Auburn (1-20-75 at Auburn)

**Most Blocked Shots:**  
11, Theo Ratliff, Wyoming (12-28-94 at Casper, WY)

**Most Steals:**  
8, Rajon Rondo, Kentucky (2-19-05 at Lexington); Jack Givens, Kentucky (1-3-76 at Starkville)

**Most Dunks:**  
8, Eugene McDowell, Florida (1-5-83 at Gainesville); 8, Dominique Wilkins, Georgia (2-10-82 at Athens)

**Most Minutes Played:**  
58, Gerald Glass, Ole Miss [4OT] (1-24-90 at Starkville)

**LAST TIME AN MSU OPPOSING PLAYER . . .**

**Scored 35 or more points:**  
35, Courtney Fortson, Arkansas (1-28-10 at Fayetteville)

**Scored 38 or more points:**  
38, Marcus Thornton, LSU (3-8-08 at Starkville)

**Scored 40 or more points:**  
41, Tasmin Mitchell, LSU (2-11-09 at Starkville)

**Scored 42 or more points:**  
42, Shan Foster, Vanderbilt (3-5-08 at Nashville)

**Had 20 or more rebounds:**  
22, Ernie Abercrombie, Oklahoma (2-10-96 at Norman)

**Had 10 or more assists:**  
10, Tyler Dierkers, Miami [OH] (11-23-08) at Anaheim Classic

**Had six or more steals:**  
6, Frank Tolbert, Auburn (2-9-08 at Auburn)

**Had six or more blocked shots:**  
6, Chief Kickingstallionsims, Alabama St. (12-6-08 at Starkville)

**LAST TIME AN MSU OPPOSING TEAM . . .**

**Scored 100 or more points:**  
115, Arkansas (2-20-93 at Fayetteville)

**Was held to 39 points or less:**  
39, LSU (1-9-08 at Baton Rouge)

**Was held to 40-45 points:**  
45, Miss. Valley St. (12-28-09 at Starkville)

**Was held to 46-50 points:**  
50, Texas-Pan Am (11-24-09 at Starkville)

**Shot 60 percent or better from the field:**  
.600 [30-50], Auburn (2-5-05 at Auburn)

**Shot 65 percent or better from the field:**  
.702 [40-57], Georgia (2-28-01 at Athens)

**Was held to less than 30% from field:**  
.281 [18-64], DePaul (12-10-09 at Tampa, Fla.)

**Made 10 or more 3-pointers:**  
14, Wright State (12-16-09 at Starkville)

**Was held without a 3-pointer:**  
[0-19], South Carolina (3-2-02 at USC)

**Attempted 30 or more 3-pointers:**  
36, Wright State (12-16-09 at Starkville)

**Did not attempt a 3-pointer:**  
LSU (1-30-88 at Baton Rouge)

**Shot 95 % or better from the FT line:**  
1.000 [11-11], Vanderbilt (3-5-08 at Nashville)

**Had 50 or more rebounds:**  
52, Kentucky (2-16-10 at Starkville)

**Had 25 or more assists:**  
25, Vanderbilt (1-21-06 at Nashville)

**Had 25 or more turnovers:**  
25, Florida State (3-20-07 at Starkville)

**Had 10 or more blocked shots:**  
12, Kentucky (2-16-10 at Starkville)

**Had 15 or more steals:**  
16, N'Western St. (11-26-05 at Starkville)

## TEAM RECORDS

**Most Points Scored:**  
120, Vanderbilt (3-8-69 at Starkville)

**Most Field Goals Made:**  
51, Kentucky (3-8-75 at Starkville)

**Most Field Goals Attempted:**  
103, Tampa (2-15-57 at Tampa)

**Best Field Goal Percentage:**  
.729 (27-of-37), Ole Miss (2-16-80 at Starkville)

**Most 3-Point Field Goals Made:**  
17, Troy (12-10-05 at Starkville)

**Most 3-Point Field Goals Attempted:**  
45, Troy (12-10-05 at Starkville)

**Best 3-Point Field Goal Percentage:**  
.727 (8-of-11), Auburn (2-19-94 at Starkville)

**Most Free Throws Made:**  
40, Vanderbilt (1-26-80 at Nashville); Kentucky (2-12-79 at Lexington); Auburn (1-20-75 at Auburn); Florida (2-26-72 at Gainesville)

**Most Free Throws Attempted:**  
56, Kentucky (2-12-79 at Lexington)

**Best Free Throw Percentage (Min. 15 FTM):**  
1.000 (19-of-19), Kentucky (1-10-83 at Starkville)

**Best Free Throw Percentage (Min. 20 FTM):**  
.972 (35-of-36), Vanderbilt (2-26-86 at Nashville)

**Most Rebounds:**  
75, Florida (2-19-55 at Gainesville)

**Most Offensive Rebounds:**  
28, Troy State (11-30-93 at Starkville)

**Most Defensive Rebounds:**  
37, Louisiana Tech (11-10-07 at Starkville)

**Most Assists:**  
33, Kentucky (1-23-80 at Starkville)

**Most Turnovers:**  
37, Southern Miss (12-2-76 at Starkville)

**Most Blocked Shots:**  
12, Stanford (12-21-99 at Oakland, CA); 12, Kentucky (2-16-10 at Starkville)

**Most Steals:**  
23, Kentucky (1-9-91 at Lexington)

2010-11 BULLDOG BASKETBALL





# MSU TEAM RECORDS

**Most Points Scored:**

Game: 123 vs. Troy State (12-5-95)  
Season: 2692 (2006-07)

**Fewest Points Scored (Since 1950):**

Game: 20 vs. Georgia (1-13-82)  
Season: 1234 (1952-53)

**Most Combined Points Scored:**

Game: 216; MSU 110, Vanderbilt 106-OT (12-6-79)

**Fewest Combined Points (Since 1950):**

Game: 39; MSU 23 at Ole Miss 16 (2-28-59)

**Highest Scoring Average:**

Season: 84.8 (1956-57)

**Lowest Scoring Average (Since 1950):**

Season: 49.5 (1981-82)

**Most Points Allowed:**

Game: 120 vs. Vanderbilt (3-8-69)  
Season: 2479 (2008-09)

**Fewest Points Allowed (Since 1950):**

Game: 16 at Ole Miss (2-28-59)  
Season: 1340 (1952-53)

**Most Field Goals Made:**

Game: 50 vs. SE Louisiana (1-27-64)  
Season: 951 (2006-07)

**Fewest Field Goals Made (Since 1950):**

Game: 8 at Ole Miss (2-28-59)  
Season: 433 (1952-53)

**Most Field Goals Attempted:**

Game: 115 vs. Howard College (12-2-55)  
Season: 2071 (2006-07)

**Fewest Field Goals Attempted (Since 1954):**

Game: 20 vs. Georgia (1-13-82)  
Season: 1077 (1981-82)

**Highest Field Goal Percentage:**

Game (Min. 30 FGA): .710 (22-of-31) at Tennessee (2-17-82)  
Season: .513 [892-of-1739] (1978-79)

**Most 3-Point Field Goals Made:**

Game: 16 vs. Arkansas (2-7-09) & St. Bonaventure (12-05-09)  
Season: 296 (2008-09)

**Fewest 3-Point Field Goals Made:**

Game: 0, Last time: at Alabama (1-18-05)  
Season: 58 (1986-87)

**Most 3-Point Field Goals Attempted:**

Game: 39 at Alabama (2-21-09)  
Season: 918 (2009-10)

**Fewest 3-Point Field Goals Attempted:**

Game: 0 vs. Ole Miss (1-14-87)  
Season: 211 (1986-87)

**Highest 3-Point Field Goal Percentage:**

Game (Min. 10 FGA): .800 (8-of-10) vs. Tennessee-Martin (11-27-91)  
Season: .384 [214-of-558] (1995-96)

**Most Free Throws Made:**

Game: 41 vs. LSU (2-11-09)  
Season: 603 (1956-57)

**Fewest Free Throws Made (Since 1950):**

Game: 0, Last time: vs. Auburn (2-11-95)  
Season: 250 (1986-87)

**Most Free Throws Attempted:**

Game: 58 at Arkansas (12-13-52)  
Season: 882 (1956-57)

**Fewest Free Throws Attempted (Since 1950):**

Game: 0, Last time: vs. Georgia (1-13-82)  
Season: 370 (1986-87)

**Highest Free Throw Percentage:**

Game (Min. 15 FTA): 1.000 (15-of-15) at Tennessee (1-26-74)  
Season: .769 [496-of-645] (1967-68)

**Most Rebounds:**

Game: 85 vs. Louisiana College (12-11-61)  
Season: 1406 (2009-10)

**Fewest Rebounds (Since 1950):**

Game: 11 vs. Ole Miss (2-20-82)  
Season: 581 (1981-82)

**Highest Rebounding Average:**

Season: 50.5 (1956-57)

**Lowest Rebounding Average (Since 1950):**

Season: 21.5 (1981-82)

**Most Offensive Rebounds:**

Game: 31 vs. Mississippi Valley St. (11-21-00)  
Season: 496 (2000-01)

**Most Defensive Rebounds:**

Game: 44 vs. Mississippi Valley State (11-21-00); vs. Tennessee Tech (1-5-93)  
Season: 1011 (2009-10)

**Most Assists:**

Game: 34 vs. Chicago State (12-4-75)  
Season: 566 (2001-02)

**Most Turnovers:**

Game: 34 at Evansville (12-17-75)  
Season: 583 (2001-02 & 1995-96)

**Fewest Turnovers:**

Game: 4 vs. Kentucky (1-15-79); 4 vs. Louisiana Tech (11-10-07)  
Season: 376 (1984-85)

**Most Blocked Shots:**

Game: 16 vs. Georgia (1-12-08)  
Season: 271 (2008-09 & 2009-10)

**Most Steals:**

Game: 27 vs. Samford (12-29-75); vs. Southwestern Louisiana (12-6-75)  
Season: 294 (2001-02)

**Most Dunks:**

Game: 15 vs. Troy State (11-30-93)  
Season: 145 (2007-08)

**Most Personal Fouls:**

Game: 41 at Kentucky (2-12-79)  
Season: 621 (2001-02)

**Most Disqualifications:**

Game: 6 at Kentucky (2-12-79)  
Season: 34 (1956-57)

**LONGEST WINNING STREAKS**

- 19 Jan. 15, 1962 to Dec. 15, 1962
- 18 Jan. 5, 1959 to Dec. 7, 1959
- 17 Jan. 31, 1913 to Feb. 10, 1914
- 14 Feb. 15, 1958 to Dec. 30, 1958
- 13 Nov. 22, 2003 to Jan. 10, 2004
- 12 Feb. 28, 1957 to Jan. 6, 1958
- 12 Feb. 20, 1914 to Feb. 6, 1915
- 12 Feb. 16, 1911 to Jan. 24, 1913

**LONGEST LOSING STREAKS**

- 14 Jan. 7, 1955 to Feb. 21, 1955
- 11 Dec. 12, 1981 to Jan. 23, 1982
- 10 Feb. 10, 1945 to Jan. 18, 1946
- 9 Jan. 17, 1987 to Feb. 14, 1987
- 9 Feb. 4, 1981 to March 4, 1981
- 9 Jan. 26, 1951 to March 1, 1951
- 9 Feb. 4, 1949 to Dec. 3, 1949
- 9 Feb. 5, 1909 to Feb. 8, 1911

**LONGEST SEC WINNING STREAKS**

- 13 Jan. 15, 1962 to Jan. 5, 1963
- 13 Jan. 5, 1959 to Feb. 28, 1959
- 10 Feb. 22, 1960 to Feb. 11, 1961
- 10 Feb. 17, 1942 to Dec. 18, 1942
- ^9 Mar. 5, 2009 to Jan. 16, 2010
- 8 Jan. 17, 2004 to Feb. 14, 2004
- \*8 Feb. 16, 2002 to Mar. 10, 2002
- 7 Feb. 17, 1979 to Jan. 2, 1980
- 7 Jan. 12, 1963 to Feb. 11, 1963

**LONGEST SEC LOSING STREAKS**

- 16 Feb. 4, 1981 to Jan. 23, 1982
- 16 Feb. 10, 1945 to Feb. 15, 1946
- 11 Feb. 20, 1985 to Jan. 22, 1986
- 11 Jan. 7, 1955 to Feb. 19, 1955
- 9 Jan. 17, 1987 to Feb. 14, 1987

**LONGEST HOME WINNING STREAKS**

- 35 Jan. 14, 1957 to Dec. 12, 1959
- 25 Dec. 2, 1961 to Dec. 2, 1963
- 19 Feb. 11, 1920 to Feb. 9, 1922
- 14 Jan. 22, 2003 to Jan. 10, 2004
- 14 Jan. 31, 1913 to Jan. 31, 1914
- 13 Jan. 23, 1978 to Jan. 15, 1979
- 13 Feb. 22, 1960 to Feb. 11, 1961
- 12 Feb. 25, 2004 to Feb. 12, 2005
- 11 Feb. 1, 1916 to Feb. 17, 1917
- 10 Feb. 5, 1923 to Feb. 16, 1924
- 10 Feb. 20, 1914 to Feb. 6, 1915

\* - Includes 3 SEC Tournament wins

^ - Includes 4 SEC Tournament wins



# SEC STATISTICAL TITLES & LEADERS



## SEC Team Statistical Titles

Season	Statistical Category	Statistic
1960-61	Scoring Offense	77.0 ppg
1976-77	Field Goal Percentage Defense	44.0 FG%
1976-77	Rebounding	45.9 rpg
1977-78	Scoring Defense	67.1 ppg
1979-80	Rebounding	42.0 rpg
1980-81	Rebound Margin	+4.9 rpg
1983-84	Rebound Defense	28.1 rpg
1984-85	Rebound Defense	30.1 rpg
1986-87	Scoring Defense	65.5 ppg
1986-87	Free Throw Percentage Defense	66.5 FT%
1987-88	Scoring Defense	65.0 ppg
1987-88	3-Point Field Goal Percentage Defense	31.4 FG%
1990-91	Free Throw Percentage Defense	62.0 FT%
1993-94	Field Goal Percentage Defense	39.1 FG%
1995-96	Field Goal Percen	32.6 rpg
1995-96	Rebound Margin	+6.3 rpg
1998-99	3-Point Field Goal Percentage Defense	30.3 FG%
2000-01	Rebound Defense	33.3 rpg
2000-01	Rebound Margin	+7.9 rpg
2001-02	Field Goal Percentage	48.0 FG%
2001-02	Rebound Margin	+6.5 rpg
2002-03	Scoring Defense	59.7 ppg
2002-03	Field Goal Percentage Defense	40.1 FG%
2002-03	3-Point Field Goal Percentage Defense	32.7 FG%
2002-03	Rebound Margin	+6.2 rpg
2002-03	Steals	8.65 spg
2003-04	Scoring Offense	77.3 ppg
2003-04	Scoring Margin	+10.7 ppg
2003-04	Rebounding	41.0 rpg
2003-04	Rebound Margin	+8.0 rpg
2003-04	Steals	9.33 spg
2004-05	Rebounding	40.9 rpg
2004-05	Rebound Margin	+8.5 rpg
2006-07	Field Goal Percentage Defense	40.3 FG%
2006-07	Rebounding	39.0 rpg
2006-07	Blocked Shots	6.34 bpg
2007-08	Scoring Defense	65.5 ppg
2007-08	Field Goal Percentage Defense	37.0 FG%
2007-08	Rebound Offense	40.7 rpg
2007-08	Blocked Shots	7.85 bpg
2008-09	Blocked Shots	7.53 bpg
2008-09	3-Point Field Goals Made	8.22 pg
2009-10	Blocked Shots	7.5
2009-10	3-Point Field Goals Made	9.1
2009-10	Defensive Rebound	.693

## SEC Individual Statistical Leaders


Season	Statistical Category	Statistic
1957-58	Bailey Howell (Scoring)	27.8 ppg
1958-59	Bailey Howell (Scoring)	25.5 ppg
1964-65	Paul Smith (FT%)	92.7 FT%
1973-74	Bill Singletary (FG%)	66.5 FG%
1975-76	Al Perry (Assists)	8.0 apg
1978-79	Wiley Peck (FG%)	64.4 FG%
1978-79	Wiley Peck (Rebounds)	11.3 rpg
1979-80	Rickey Brown (Rebounds)	14.4 rpg
1982-83	Jeff Malone (Scoring)	26.8 ppg
1989-90	Cameron Burns (FG%)	59.7 FG%
1991-92	Tony Watts (FT%)	84.8 FT%
1991-92	Chuck Evans (Assists)	7.8 apg
1991-92	Chuck Evans (Steals)	3.0 spg
1992-93	Chuck Evans (Assists)	8.1 apg
1992-93	Chuck Evans (Steals)	2.8 spg
1994-95	Erick Dampier (FG%)	64.0 FG%
1994-95	Darryl Wilson (3FG/game)	3.1 3pg
1995-96	Darryl Wilson (FT%)	79.6 FT%
1996-97	Tyrone Washington (Blocks)	2.0 bpg
1997-98	Tyrone Washington (FG%)	53.1 FG%
1997-98	Detrick White (Assists)	5.5 apg
1998-99	Detrick White (Assists)	5.6 apg
2001-02	Derrick Zimmerman (Assists)	6.0 apg
2002-03	Derrick Zimmerman (Assists)	5.6 apg
2003-04	Winsome Frazier (Steals)	2.4 spg
2004-05	Lawrence Roberts (Rebounds)	11.0 rpg
2007-08	Jarvis Varnado (Blocked Shots)	5.6 bpg
2008-09	Jarvis Varnado (Blocked Shots)	4.7 bpg
2009-10	Jarvis Varnado (Rebounds)	10.3 rpg
2009-10	Jarvis Varnado (Defensive Rebounds)	7.3 rpg
2009-10	Jarvis Varnado (Blocked Shots)	4.7 bpg
2009-10	Jarvis Varnado (FG%)	58.2 FG%



The Babe McCarthy-coached 1958-59 (top) and 1961-62 (bottom) Mississippi State basketball teams led the nation in won-lost percentage by posting identical 24-1 overall records (.960) en route to claiming Southeastern Conference titles with 13-1 league ledgers.



The scoring tandem of senior Bailey Howell (left) and Jim Ashmore (right) finished the 1956-57 basketball campaign ranked sixth (28.3 ppg) and ninth (25.9 ppg), respectively, among the nation's individual scoring leaders.



Bailey Howell (left) ranked among the nation's Top 10 scoring and rebounding leaders during each of his three MSU seasons, while Jeff Malone (right) finished his senior season (1982-83) as the NCAA's No. 2 scoring leader behind Texas Southern's Harry Kelly.





# MSU TEAM SUPERLATIVES

## MSU'S 100-POINT GAMES

Opponent (Date)	Pts
1. TROY STATE (12-5-95)	123
2. SOUTHEASTERN LA. (11-25-95)	121
UNION (12-4-58)	121
4. ALCORN STATE (12-18-90)	120
5. TROY STATE (11-30-93)	118
6. Louisiana College (12-10-60)	117
7. UNION (12-5-60)	115
8. HOWARD COLLEGE (12-5-57)	114
9. SOUTHEASTERN LA. (12-1-88)	113
CHICAGO STATE (12-4-75)	113
SOUTHEASTERN LA. (1-27-64)	113
LOUISIANA COLLEGE (12-11-61)	113
at Tampa (2-15-57)	113
14. CENTENARY (11-29-89)	112
15. TENNESSEE TECH (1-5-93)	110
VANDERBILT [OT] (12-6-79)	110
SAMFORD (12-5-73)	110
18. TENNESSEE TECH (11-26-90)	109
19. HOWARD COLLEGE (12-2-55)	108
20. ARKANSAS-PINE BLUFF (11-23-99)	107
NE MISSOURI STATE (12-9-76)	107
at Birmingham-Southern (1-31-52)	107
23. SOUTHEASTERN LA. (11-28-94)	106
DELTA STATE (1-1-63)	106
CHRISTIAN BROTHERS (12-19-62)	106
at Delta State (1-29-62)	106
HOWARD COLLEGE (12-3-56)	106
28. ST. BONAVENTURE (12-5-09)	105
AUBURN (3-2-04)	105
Arkansas-Pine Bluff (11-17-98)	105
LOUISIANA TECH (12-2-63)	105
at Florida (2-14-59)	105
33. Jacksonville State (12-15-05)	104
FLORIDA A&M (12-20-04)	104
Louisiana-Monroe (12-15-01)	104
OLE MISS [4OT] (1-24-90)	104
FLORIDA [2OT] (2-3-75)	104
38. MISSISSIPPI COLLEGE (1-8-51)	103
39. NORTH ALABAMA (11-10-08)	102
ALABAMA A&M (11-30-00)	102
FLORIDA INTERNATIONAL (12-6-82)	102
VANDERBILT (1-29-77)	102
SEWANEE (12-7-70)	102
ARKANSAS STATE (12-17-56)	102
45. BRADLEY (3-17-07)	101
OLE MISS [2OT] (1-11-79)	101
OLE MISS (1-23-65)	101
48. ALABAMA A&M (12-2-02)	100
JACKSONVILLE (11-30-02)	100
OLE MISS (1-27-75)	100
at Ole Miss (1-30-56)	100

## OPPONENT 100-POINT GAMES

Opponent (Date)	Pts
1. VANDERBILT (3-8-69)	120
2. KENTUCKY (3-8-75)	118
3. at Arkansas (2-20-93)	115
4. at Louisville (12-8-54)	113
5. at Kentucky (2-1-75)	112
6. at Kentucky (1-5-70)	111
at LSU (12-22-67)	111
8. at Tulane (2-6-56)	110
at Kentucky (2-11-52)	110
10. at Tennessee (2-24-75)	109
at LSU (2-2-70)	109
12. at Kentucky (3-4-74)	108
13. FLORIDA [2OT] (2-3-75)	107
at Kentucky (2-17-68)	107
15. VANDERBILT [OT] (12-6-79)	106
16. at Memphis State (1-27-56)	105
17. at Vanderbilt (3-9-72)	104
at Kentucky (1-10-72)	104
at Virginia Tech (12-19-64)	104
at Tennessee (2-8-58)	104
21. at Austin Peay State (1-22-92)	103
KENTUCKY (2-18-67)	103
at LSU (1-14-52)	103
24. OLE MISS [4OT] (1-24-90)	102
at Kentucky (12-4-89)	102
at Missouri (12-7-74)	102
at Kentucky (2-8-71)	102
at Vanderbilt (12-14-68)	102
at Florida State (2-21-55)	102
at Arkansas (12-13-52)	102
31. at Florida (1-7-87)	100
at Kentucky [OT] (2-12-73)	100
at Vanderbilt (1-13-62)	100

## MSU'S BIGGEST WINS

Opponent (Date)	Score	Mar
1. BROWNSVILLE (1-22-1909)	75-0	+75
2. LOYOLA [N.O.] (12-14-96)	98-32	+66
OLE MISS (2-26-14)	84-18	+66
4. at Columbus AC (1-24-09)	61-1	+60
5. HOWARD COL. (12-5-57)	114-57	+57
at Meridian (12-19-24)	65-8	+57
7. UNION (12-5-60)	115-59	+56
8. ALCORN STATE (12-18-90)	120-65	+55
MILLSAPS COL. (1-14-14)	63-8	+55
10. OLE MISS (2-25-14)	68-15	+53
11. ST. BONAVENTURE	105-53	+52
Arkansas-PB (11-17-98)	105-53	+52
SE-LA. (12-1-88)	113-61	+52
14. MISSISSIPPI COL. (1-8-51)	103-52	+51
15. TROY STATE (12-5-95)	123-73	+50
MISSISSIPPI CO. (1-15-15)	53-3	+50
MISSISSIPPI CO. (1-14-15)	50-0	+50
18. NE MISSOURI ST. (12-9-76)	107-58	+49
19. UNION (2-1-12)	66-18	+48
UNION (2-16-11)	66-18	+48
21. HOWARD COL. (2-11-20)	56-10	+46

## MSU'S BIGGEST WINS (SINCE 1950)

Opponent (Date)	Score	Mar
1. LOYOLA [N.O.] (12-14-96)	98-32	+66
2. HOWARD COL. (12-5-57)	114-57	+57
3. UNION (12-5-60)	115-59	+56
4. ALCORN STATE (12-18-90)	120-65	+55
5. ST. BONAVENTURE	105-53	+52
Arkansas-PB (11-17-98)	105-53	+52
SE-LA. (12-1-88)	113-61	+52
8. MISSISSIPPI CO. (1-8-51)	103-52	+51
9. TROY STATE (12-5-95)	123-73	+50
10. NE MISSOURI ST. (12-9-76)	107-58	+49
11. TENNESSEE TECH (1-5-93)	110-65	+45
Prairie View A&M (11-29-91)	97-52	+45
at Southwestern (12-6-58)	91-46	+45
14. LOUISIANA TECH (12-2-63)	105-61	+44
15. SE-LA. (11-25-95)	121-78	+43
LOUISIANA CO. (12-11-61)	113-70	+43
UNION (12-4-58)	121-78	+43
HOWARD COL. (12-2-55)	108-65	+43
19. Jacksonville State (12-22-04)	95-53	+42
ALABAMA A&M (12-2-02)	100-58	+42
ALABAMA A&M (11-30-00)	102-60	+42
OLE MISS (1-14-95)	94-52	+42
23. NORTH ALABAMA (11-19-08)	102-61	+41
24. LOUISIANA TECH (12-7-02)	78-38	+40
ARK.-PINE BLUFF (11-23-99)	107-67	+40
NORTHWESTERN ST. (1-16-95)	98-58	+40
KY. WESLEYAN (11-27-76)	89-49	+40
SOUTHEASTERN LA. (1-27-64)	113-73	+40
ARKANSAS (12-15-51)	79-39	+40

## MSU'S BIGGEST LOSSES

Opponent (Date)	Score	Mar
1. at Arkansas (2-20-93)	58-115	-57
2. at Alabama (1-18-05)	49-98	-49
at Louisville (12-8-54)	64-113	-49
4. at Houston (12-18-81)	49-96	-47
at Vanderbilt (2-14-49)	43-90	-47
6. at Florida (1-7-87)	56-100	-44
at Kentucky (2-11-52)	66-110	-44
8. at LSU (2-8-46)	31-73	-42
9. VANDERBILT (2-27-93)	39-80	-41
at Kentucky (1-6-88)	52-93	-41
11. at Kentucky (3-4-74)	69-108	-39
12. KENTUCKY (3-8-75)	80-118	-38
at Tulane (2-6-56)	72-110	-38
14. VANDERBILT (3-8-69)	83-120	-37
OLE MISS (2-10-45)	24-61	-37
16. at LSU (2-13-35)	31-67	-36
17. at Kentucky (1-5-70)	76-111	-35
at LSU (2-27-53)	47-82	-35
at Ole Miss (2-27-51)	60-95	-35
at Vanderbilt (2-13-50)	50-85	-35
at Alabama (2-24-36)	19-54	-35
at LSU (1-29-45)	27-62	-35



# MSU TEAM SUPERLATIVES



## REBOUNDS

Opponent (Date)	Rebs
1. LOUISIANA COLLEGE (12-11-61)	85
2. UNION (12-5-60)	82
3. NORTHEAST LOUISIANA (1-27-62)	76
4. MISSISSIPPI VALLEY ST. (11-21-00)	75
5. Cincinnati (11-30-79)	71
SOUTHWESTERN LA. (12-4-61)	71
7. SOUTHWESTERN (12-7-57)	70
8. TULANE (2-4-63)	68
DELTA STATE (1-3-61)	68
SOUTHEASTERN LA. (12-3-60)	68
11. BIRMINGHAM-SOUTHERN (12-7-77)	67
Louisiana College (12-10-60)	67
13. Northwestern State (11-21-98)	66
NORTHEAST MISSOURI ST. (12-9-76)	66
at Virginia Tech (12-19-64)	66
16. at LSU (2-23-63)	65
GEORGIA TECH (1-14-63)	65

## FIELD GOALS MADE

Opponent (Date)	FGM
1. SOUTHEASTERN LA. (1-27-64)	50
2. Louisiana College (12-10-60)	49
MISSISSIPPI COLLEGE (1-8-51)	49
4. CHICAGO STATE (12-4-75)	48
CHRISTIAN BROTHERS (12-19-62)	48
6. TROY STATE (12-5-95)	47
VANDERBILT (12-6-79)	47
SAMFORD (12-5-73)	47
at Delta State (1-29-62)	47
10. FLORIDA (2-3-75)	46
UNION (12-4-58)	46
12. Louisiana-Monroe (12-15-01)	45
NICHOLLS STATE (11-17-01)	45
TROY STATE (11-30-93)	45
OLE MISS (1-27-75)	45
HOWARD COLLEGE (12-5-57)	45
HOWARD COLLEGE (12-3-56)	45
HOWARD COLLEGE (12-2-55)	45

## FIELD GOALS ATTEMPTED

Opponent (Date)	FGA
1. HOWARD COLLEGE (12-2-55)	115
2. UNION (12-5-60)	112
3. LOUISIANA COLLEGE (12-11-61)	107
4. SOUTHEASTERN LA. (1-27-64)	105
5. at Virginia Tech (12-19-64)	103
6. SOUTHWESTERN (12-12-55)	101
at Tennessee (2-23-52)	101
8. TENNESSEE (1-5-53)	99
9. DELTA STATE (12-9-61)	98
10. LOUISIANA COLLEGE (12-12-59)	97
11. at Ole Miss (2-17-73)	96
CHRISTIAN BROTHERS (12-19-62)	96
13. at Delta State (1-29-62)	95
14. TULANE (2-4-63)	94
15. at Kentucky (2-12-73)	93
16. GEORGIA (2-20-56)	92
17. at Tennessee (2-24-75)	91
KENTUCKY (2-18-67)	91
VANDERBILT (1-9-65)	91
LOUISIANA TECH (12-2-63)	91

## 3-POINT FIELD GOALS MADE

Opponent (Date)	FGM
1. ARKANSAS (2-7-09)	16
ST. BONAVENTURE (12-5-09)	16
2. at Kentucky (2-3-09)	14
WESTERN KENTUCKY (1-5-09)	14
SANTA CLARA (12-3-05)	14
AUBURN (3-2-04)	14
ALABAMA (3-4-00)	14
OLD DOMINION (12-19-96)	14
CENTENARY (12-22-09)	14

8. LSU (2-3-07)	13
NICHOLLS STATE (11-21-04)	13
SOUTH CAROLINA (3-3-01)	13
CENTENARY (12-11-99)	13
at Tennessee (1-16-93)	13

## 3-POINT FIELD GOALS ATT.

Opponent (Date)	FGA
1. KENTUCKY (2-16-10)	35
at Alabama (2-21-09)	35
NICHOLLS STATE (11-21-04)	35
4. AUBURN (2-13-10)	34
at Vanderbilt (2-3-10)	34
at Auburn (2-14-09)	34
AUBURN (2-11-95)	34
8. at Auburn (3-3-10)	33
MISSISSIPPI VALLEY ST. (12-28-09)	33
TROY (12-10-05)	33
11. TENNESSEE (3-6-10)	32
UCLA (3-23-95)	32
13. GEORGIA (1-16-10)	31
at Auburn (3-1-95)	31
15. at Tennessee (2-25-09)	30
AUBURN (2-28-09)	30
FLORIDA STATE (3-20-07)	30
ALABAMA (3-4-07)	30
at Alabama (2-7-07)	30
AUBURN (3-2-04)	30
LSU (1-24-01)	30
Miami, FL (12-28-90)	30
at South Alabama (12-15-07)	30

## FREE THROWS MADE

Opponent (Date)	FTM
1. LSU (2-11-09)	41
2. AUBURN (2-19-73)	40
3. SOUTHEASTERN LA. (12-1-88)	39
at Arkansas (12-13-52)	39
5. Old Dominion (1-1-97)	36
DELTA STATE (1-1-63)	36
7. Hawaii (1-3-73)	35
NORTHEAST LOUISIANA (1-27-62)	35
FLORIDA (2-15-60)	35
GEORGIA TECH (1-10-59)	35
at Memphis State (1-27-56)	35
12. at Missouri (12-7-74)	34
George Washington (12-28-63)	34
at Vanderbilt (1-13-62)	34
at Florida (2-16-57)	34
16. ARKANSAS STATE (12-8-01)	33
Louisiana-Lafayette (12-28-00)	33
OLE MISS (1-11-79)	33
at Tennessee (2-10-62)	33
20. ARKANSAS (2-27-02)	32
OLE MISS (1-27-01)	32
AUBURN (1-3-93)	32
SOUTHERN MISSISSIPPI (12-2-76)	32
at Georgia (1-29-73)	32
VANDERBILT (1-14-61)	32
SPRING HILL (12-13-60)	32

## FREE THROWS ATTEMPTED

Opponent (Date)	FTA
1. at Arkansas (12-13-52)	58
2. SOUTHEASTERN LA. (12-1-88)	56
3. LSU (2-11-09)	52
4. Tennessee (3-10-94)	51
5. OLE MISS (2-12-94)	50
6. at Memphis State (1-27-56)	49
7. ARKANSAS-LITTLE ROCK (11-21-01)	48
AUBURN (2-19-73)	48
at LSU (1-30-60)	48
10. NORTHWESTERN STATE (11-29-97)	47
Old Dominion (1-1-97)	47
at Vanderbilt (1-13-62)	47

13. OLE MISS (1-11-79)	46
SOUTHERN MISSISSIPPI (12-2-76)	46
at Georgia (2-20-61)	46
16. ARKANSAS (2-27-02)	45
OLE MISS (1-14-95)	45
at LSU (2-22-57)	45
at Florida (2-16-57)	45
20. ARKANSAS STATE (12-8-01)	44
OLE MISS (1-27-01)	44
AUBURN-MONTGOMERY (11-27-81)	44
Hawaii (1-3-73)	44
George Washington (12-28-63)	44
at LSU (2-3-62)	44
GEORGIA TECH (1-10-59)	44
KENTUCKY (2-11-57)	44
UNION (11-30-56)	44
at LSU (2-4-56)	44

## ASSISTS

Opponent (Date)	Ast
1. CHICAGO STATE (12-4-75)	34
2. TROY STATE (11-30-93)	32
Cincinnati (11-30-79)	32
NORTHEAST MISSOURI ST. (12-9-76)	32
5. Louisiana-Monroe (12-15-01)	31
TROY STATE (12-5-95)	31
7. ALCORN STATE (12-18-90)	30
LSU (2-15-75)	30
SAMFORD (12-5-73)	30
10. FLORIDA TECH (2-8-94)	28
TENNESSEE TECH (11-26-90)	28
MISSOURI WESTERN (1-27-76)	28
LSU (1-19-76)	28

## BLOCKED SHOTS

Opponent (Date)	BS
1. GEORGIA (1-12-08)	16
2. FAIRLEIG DICKINSON (11-22-08)	15
CENTENARY (11-15-09)	15
New Orleans (12-21-06)	15
KENTUCKY (1-15-08)	15
6. TEXAS-PAN AMERICAN (11-24-09)	14
NE MISSOURI ST. (12-9-76)	14
8. ARKANSAS (1-14-10)	13
WRIGHT STATE (12-16-09)	13
at Kentucky (2-3-09)	13
NORTH ALABAMA (11-19-08)	13
12. ALABAMA (2-24-10)	12
MISSISSIPPI VALLEY ST. (12-28-09)	12
LOUISIANA-MONROE (11-17-08)	12
Loyola Marymount (12-19-07)	12
Miami [FL] (12-13-07)	12
ALABAMA (3-4-07)	12
FLORIDA (2-1-05)	12
Northwestern State (11-21-98)	12
BRIGHAM YOUNG (12-2-95)	12
MISSOURI-KANSAS CITY (2-2-94)	12

## STEALS

Opponent (Date)	Stl
1. SAMFORD (12-29-75)	27
SOUTHWESTERN LA. (12-6-75)	27
3. NICHOLLS STATE (11-17-01)	20
4. SOUTHEASTERN LA. (12-1-88)	19
SOUTHERN MISSISSIPPI (12-11-84)	19
6. Prairie View A&M (11-29-91)	18
TENNESSEE-MARTIN (11-27-91)	18

2010-11 BULLDOG BASKETBALL



# MSU TEAM SEASON HIGHS

## GAMES PLAYED

GP	Season
1. 36	2009-10
36	2008-09
3. 35	2006-07
35	2001-02
5. 34	2007-08
34	2004-05
34	1995-96
8. 33	1998-99
9. 31	2002-03
31	2000-01
11. 30	2005-06
30	2003-04
30	1999-00
30	1997-98
30	1996-97
30	1994-95
30	1989-90
30	1985-86

## WINS

W	Season
1. 27	2001-02
2. 26	2003-04
26	1995-96
4. 24	2009-10
24	1961-62
24	1958-59
7. 23	2008-09
23	2007-08
23	2004-05
10. 22	1994-95
22	1962-63
12. 21	2006-07
21	2002-03
14. 20	1998-99
20	1990-91
20	1957-58

## SEC WINS

W	Season
1. 14	2003-04
2. 13	1990-91
13	1977-78
13	1961-62
13	1958-59
13	1942-43
7. 12	2007-08
12	1994-95
12	1962-63
10. 11	1978-79
11	1960-61
12. 10	2001-02
10	1995-96
10	1965-66

## LOSSES

L	Season
1. 22	1985-86
2. 21	1986-87
3. 19	1983-84
19	1981-82
19	1980-81
6. 18	1996-97
18	1969-70
8. 17	1974-75
17	1968-69
17	1967-68
17	1963-64
17	1954-55

## SEC LOSSES

L	Season
1. 15	1986-87
15	1985-86
15	1980-81
15	1969-70
5. 14	1983-84
14	1981-82
14	1972-73
8. 13	1974-75
13	1967-68
13	1945-46

## WINNING PERCENTAGE

Pct	(W-L)	Season
1. .960	(24-1)	1961-62
.960	(24-1)	1958-59
3. .867	(26-4)	2003-04
4. .800	(20-5)	1957-58
5. .786	(22-6)	1962-63
6. .771	(27-8)	2001-02
7. .765	(26-8)	1995-96
8. .760	(19-6)	1960-61
9. .733	(22-8)	1994-95
10. .708	(17-7)	1926-27

## SEC WINNING PERCENTAGE

Pct	(W-L)	Season
1. .929	(13-1)	1961-62
.929	(13-1)	1958-59
3. .875	(14-2)	2003-04
4. .857	(12-2)	1962-63
5. .786	(11-3)	1960-61
6. .750	(12-4)	2007-08
.750	(12-4)	1994-95
8. .722	(13-5)	1990-91
.722	(13-5)	1977-78
10. .650	(13-7)	1942-43
11. .643	(9-5)	1957-58
.643	(9-5)	1956-57
.643	(9-5)	1935-36

## POINTS SCORED

Pts	Season
1. 2692	2006-07
2. 2677	2008-09
3. 2622	2009-10
4. 2582	2001-02
5. 2489	2007-08
6. 2484	1995-96
7. 2466	2004-05
8. 2342	1990-91
9. 2323	2000-01
10. 2318	2003-04
2318	1989-90
12. 2279	1998-99

## SCORING AVERAGE

Avg	Season
1. 84.8	1956-57
2. 81.0	1974-75
3. 80.8	1990-91
4. 80.1	1976-77
5. 77.9	1973-74
6. 77.7	1972-73
7. 77.3	1975-76
8. 77.3	2003-04
77.3	1989-90
10. 77.0	1960-61

## FIELD GOALS MADE

FGM	Season
1. 951	2006-07
2. 943	2001-02
3. 897	2009-10
4. 892	1978-79
5. 890	2008-09
6. 885	2007-08
7. 881	1995-96
8. 870	2004-05
870	1974-75
10. 859	1990-91

## FIELD GOALS ATTEMPTED

FGA	Season
1. 2071	2006-07
2. 2065	2009-10
3. 2058	2008-09
4. 1965	2001-02
1965	1955-56
6. 1958	2004-05
7. 1922	2007-08
8. 1898	1998-99
9. 1890	2000-01
10. 1883	1976-77

## FIELD GOAL PERCENTAGE

Pct	Season
1. .513	1978-79
2. .512	1984-85
3. .508	1982-83
4. .500	1981-82
5. .494	1988-89
6. .486	1973-74
7. .483	1977-78
8. .482	1991-92
9. .481	1975-76
10. .480	1990-91
.480	2001-02



Barry Stewart and his 2009-10 teammates combined for 2,622 points, third-highest in school history.



# MSU TEAM SEASON HIGHS



## 3-POINT FIELD GOALS MADE :

FGM	Season
1. 329	2009-10
2. 296	2008-09
3. 275	2006-07
4. 240	1994-95
5. 235	2007-08
6. 214	1995-96
7. 200	1999-00

## 3-POINT FIELD GOALS ATT.

FGA	Season
1. 918	2009-10
2. 819	2008-09
3. 775	2006-07
4. 703	2007-08
5. 643	1994-95
6. 596	1998-99
7. 593	1999-00

## 3-POINT FIELD GOAL PCT.

Pct	Season
1. .384	1995-96
2. .375	1992-93
3. .373	1994-95
4. .370	1991-92
5. .365	1987-88

## FREE THROWS MADE

FTM	Season
1. 603	1956-57
2. 601	2008-09
3. 534	1960-61
4. 532	1958-59
5. 527	2004-05
6. 521	1989-90
7. 518	1962-63
8. 515	2006-07
508	1995-96
10. 504	2001-02

## FREE THROWS ATTEMPTED

FTA	Season
1. 882	1956-57
2. 847	2008-09
3. 792	2004-05
4. 774	2006-07
5. 772	2001-02
6. 771	1993-94
7. 749	1960-61
749	2007-08
9. 730	1971-72
10. 729	1962-63

## FREE THROW PERCENTAGE

Pct	Season
1. .769	1967-68
2. .760	1958-59
3. .757	1973-74
4. .750	1961-62
5. .734	1957-58
6. .730	1970-71
7. .724	1972-73
8. .723	1983-84
9. .723	1964-65
10. .719	1969-70

## REBOUNDS

Rebs	Season
1. 1406	2009-10
2. 1389	2004-05
3. 1385	2007-08
1385	2008-09
5. 1364	2006-07
6. 1359	2001-02
7. 1332	1998-99
1332	1962-63
9. 1325	1995-96
10. 1277	2000-01

## REBOUNDING AVERAGE

Avg	Season
1. 50.5	1956-57
2. 49.0	1961-62
3. 47.6	1962-63
4. 46.8	1965-66
5. 46.2	1960-61
6. 46.2	1955-56
7. 45.9	1976-77
8. 43.3	1967-68
9. 43.0	1957-58
10. 42.7	1974-75

## OFFENSIVE REBOUNDS

OR	Season
1. 496	2000-01
2. 492	2004-05
3. 456	2001-02
4. 444	2003-04
5. 443	2006-07
6. 411	1998-99
7. 410	2007-08
8. 408	2008-09
9. 402	2005-06
10. 395	2009-10

## DEFENSIVE REBOUNDS

DR	Season
1. 1011	2009-10
2. 977	2008-09
3. 975	2007-08
4. 921	2006-07
5. 903	2001-02
6. 897	2004-05
7. 845	1995-96
8. 820	1998-99
9. 787	2003-04
10. 781	2000-01

## ASSISTS

Ast	Season
1. 566	2001-02
2. 520	1995-96
3. 513	1990-91
4. 512	2006-07
5. 483	1992-93
483	1975-76
7. 477	1976-77
8. 475	2004-05
9. 469	1994-95
10. 468	1991-92

## BLOCKED SHOTS

BS	Season
1. 271	2009-10
271	2008-09
3. 267	2007-08
4. 222	2006-07
5. 175	1995-96
6. 151	1976-77
7. 144	1993-94
8. 141	1994-95
9. 136	2005-06
10. 132	2003-04

## STEALS

Stl	Season
1. 294	2001-02
2. 280	2003-04
3. 268	2002-03
4. 255	1991-92
5. 250	2008-09
6. 245	2006-07
7. 239	1992-93
8. 237	1975-76
9. 233	1990-91
10. 232	2004-05

## DUNKS

D	Season
1. 145	2007-08
2. 116	2002-03
3. 113	1995-96
4. 110	2006-07
5. 105	2008-09
6. 103	1993-94
7. 98	2003-04
8. 96	2005-06
96	2001-02
10. 88	2000-01

## TURNOVERS

TO	Season
1. 583	2001-02
583	1995-96
3. 541	1991-92
4. 536	1998-99
536	1993-94
6. 525	1996-97
7. 520	2005-06
8. 518	1975-76
518	2008-09
10. 509	1976-77
509	2007-08

## PERSONAL FOULS

PF	Season
1. 621	2001-02
2. 610	1976-77
3. 605	2000-01
4. 604	2008-09
5. 602	1998-99
6. 601	2006-07
7. 600	1993-94
8. 598	980-81
9. 591	1989-90
10. 582	1990-91





# MSU STATISTICAL TRENDS

Season (Record)	GP	FGM-FGA	FG%	3GM-3GA	3G%	FTM-FTA	FT%	Rebs-Avg	PF-D	Ast	TO	BS	Stl	Pts-Avg
1956-57 MSU	25	759-1774	.428			603-882	.684	1263-50.5	527					2121-84.8
(17-8) OPP	25	641-1881	.341			643-897	.717	1063-42.5	533					1924-77.0
1957-58 MSU	25	674-1628	.414			495-674	.734	1076-43.0	464					1843-73.7
(20-5) OPP	25	584-1687	.346			402-624	.644	870-34.8	477					1568-62.7
1958-59 MSU	25	663-1453	.456			532-700	.760	1012-40.5#	422					1858-74.3
(24-1) OPP	25	544-1491	.365			393-577	.681	707-28.3	495					1478-59.1
1959-60 MSU	25	622-1516	.410			430-620	.694	971-38.8	453					1673-66.9
(12-13) OPP	25	609-1508	.404			441-611	.722	953-38.1	446					1659-66.4
1960-61 MSU	25	696-1574	.442			534-749	.713	1156-46.2	515					1925-77.0*
(19-6) OPP	25	572-1474	.388			493-685	.720	948-37.9	492					1636-65.4
1961-62 MSU	25	711-1682	.423			498-664	.750	1225-49.0	432					1920-76.8
(24-1) OPP	25	588-1634	.360			366-526	.696	958-38.3	488					1537-61.5
1962-63 MSU	28	793-1772	.448			518-729	.711	1332-47.6	533					2104-75.1
(22-6) OPP	28	678-1696	.400			519-780	.665	1136-40.6	547					1875-67.0
1963-64 MSU	26	720-1725	.417			373-520	.717	1045-40.2	467					1813-69.7
(9-17) OPP	26	705-1637	.431			447-623	.717	1216-46.8	421					1857-71.4
1964-65 MSU	26	733-1714	.428			438-606	.723	1034-39.8	499					1904-73.2
(10-16) OPP	26	783-1728	.453			460-642	.717	1104-42.5	466					2026-77.9
1965-66 MSU	25	739-1687	.438			388-544	.713	1170-46.8	467					1866-74.6
(14-11) OPP	25	713-1654	.431			402-550	.731	1028-41.1	446					1828-73.1
1966-67 MSU	25	667-1496	.446			435-618	.704	1048-41.9	465					1769-70.8
(14-11) OPP	25	646-1463	.442			430-584	.736	971-38.8	470					1722-68.9
1967-68 MSU	26	676-1635	.413			496-645	.769	1127-43.3	493					1848-71.1
(9-17) OPP	26	769-1776	.433			446-618	.722	1160-44.6	495					1984-76.3
1968-69 MSU	25	668-1651	.405			409-569	.719	957-38.3	464					1745-69.8
(8-17) OPP	25	777-1656	.469			440-605	.727	1213-48.5	445					1994-79.8
1969-70 MSU	24	695-1693	.411			379-527	.719	1023-42.6	443	310				1769-73.7
(6-18) OPP	24	753-1675	.450			417-580	.719	1198-49.9	410	306				1923-80.1
1970-71 MSU	25	668-1479	.452			474-649	.730	877-35.1	487	335				1810-72.4
(15-10) OPP	25	675-1426	.473			450-614	.733	994-39.8	505	278				1800-72.0
1971-72 MSU	26	712-1670	.426			480-730	.658	1087-41.8	565	294				1904-73.2
(13-13) OPP	26	694-1528	.454			559-801	.698	1152-44.3	558	333				1947-74.9
1972-73 MSU	26	812-1813	.448			397-548	.724	1030-39.6	545	389				2021-77.7
(11-15) OPP	26	829-1780	.466			411-539	.763	1118-43.0	575	476				2069-79.6
1973-74 MSU	26	825-1698	.486			374-494	.757	1047-40.3	555	411				2024-77.8
(16-10) OPP	26	796-1710	.465			374-540	.693	1016-39.1	538	372				1932-74.3
1974-75 MSU	26	870-1859	.468			366-538	.680	1110-42.7	575	404	501	42	146	2106-81.0
(9-17) OPP	26	911-1852	.492			417-584	.714	1079-41.5	560	436	433	74	148	2239-86.1
1975-76 MSU	26	828-1720	.481			353-531	.665	1050-40.4	524	483	518	121	237	2009-77.3
(13-13) OPP	26	795-1675	.475			360-520	.692	971-37.3	542	478	516	109	202	1950-75.0
1976-77 MSU	27	854-1883	.454			454-657	.691	1240-45.9*	610	477	509	151	204	2162-80.1
(14-13) OPP	27	782-1776 *	.440			449-658	.682	1097-40.6	622	460	533	72	214	2013-74.6
1977-78 MSU	27	768-1590	.483			379-582	.651	1036-38.4	496	417	467	108	222	1915-70.9
(18-9) OPP	27	728-1575	.462			357-488	.732	892-33.0	570	398	417	102	195	1813-67.1*
1978-79 MSU	28	892-1739	.513			359-546	.658	1063-38.0	542	437	423	101	187	2143-76.5
(19-9) OPP	28	806-1716	.470			348-490	.710	924-33.0	567	432	439	70	162	1960-70.0
1979-80 MSU	27	827-1779	.465			355-516	.688	1134-42.0*	547	394	420	109	168	2009-74.4
(13-14) OPP	27	820-1766	.464			390-554	.704	1004-37.2	500	459	361	70	176	2030-75.2
1980-81 MSU	27	726-1532	.474			342-534	.640	1008-37.3	598	350	426	74	124	1794-66.4
(8-19) OPP	27	731-1496	.489			438-654	.670	876-32.4	540	384	347	39	173	1900-70.4
1981-82 MSU	27	539-1077	.500			259-403	.643	581-21.5	484	322	407	51	179	1337-49.5
(8-19) OPP	27	599-1138	.526			354-499	.709	708-26.2	484	333	361	50	199	1552-57.5
1982-83 MSU	29	791-1558	.508			419-589	.711	893-30.8	561	415	431	94	221	2001-69.0
(17-12) OPP	29	743-1502	.495			372-551	.675	884-30.5	578	393	467	65	169	1858-64.1
1983-84 MSU	28	627-1327	.472			332-459	.723	750-26.8	511	370	397	43	186	1586-56.6
(9-19) OPP	28	662-1331	.497			355-503	.706	786-28.1	* 475	368	388	55	194	1679-60.0



# MSU STATISTICAL TRENDS



Season (Record)	GP	FGM-FGA	FG%	3GM-3GA	3G%	FTM-FTA	FT%	Rebs-Avg	PF-D	Asst	TO	BS	Stl	Pts-Avg
1984-85 MSU	28	755-1476	.512			298-444	.671	787-28.1	521	453	376	60	218	1808-64.6
(13-15) OPP	28	724-1431	.506			344-498	.691	843-30.1*	472	365	391	57	209	1792-64.0
1985-86 MSU	30	757-1608	.471			304-443	.686	881-29.4	520	441	441	53	187	1818-60.6
(8-22) OPP	30	817-1590	.514			364-506	.719	910-30.3	477	458	401	62	219	1998-66.6
1986-87 MSU	28	652-1553	.420	58-211	.275	250-370	.676	914-32.6	469-18	360	391	23	142	1612-57.6
(7-21) OPP	28	722-1467	.492	106-233	.455	283-427	*.663	924-33.0	376-11	313	347	85	176	1834-65.5*
1987-88 MSU	29	694-1587	.437	100-274	.365	320-482	.664	981-33.8	540-8	329	492	86	195	1808-62.4
(14-15) OPP	29	694-1585	.438	89-283 *	.315	408-578	.706	1009-34.8	491-10	331	460	71	244	1885-65.0*
1988-89 MSU	28	787-1593	.494	88-270	.326	406-591	.687	967-34.5	566-18	401	390	71	183	2068-73.9
(13-15) OPP	28	753-1607	.469	119-328	.363	465-649	.717	944-33.7	552-20	402	363	67	188	2090-74.6
1989-90 MSU	30	825-1756	.470	147-419	.351	521-727	.717	1122-37.4	591-13	432	440	86	195	2318-77.3
(16-14) OPP	30	809-1794	.451	150-390	.385	475-677	.702	1064-35.5	618-15	418	420	73	185	2243-74.8
1990-91 MSU	29	859-1789	.480	133-395	.337	491-704	.697	1104-38.1	582-14	513	461	71	233	2342-80.8
(20-9) OPP	29	808-1801	.449	156-432	.361	401-647	*.620	1081-37.3	605-14	436	504	89	228	2173-74.9
1991-92 MSU	28	817-1695	.482	114-308	.370	407-648	.628	1091-39.0	549-14	468	541	77	255	2155-77.0
(15-13) OPP	28	772-1729	.447	133-423	.314	434-649	.669	1003-35.8	555-13	434	488	81	265	2111-75.4
1992-93 MSU	29	772-1705	.453	134-357	.375	356-530	.672	1031-35.6	576-21	483	474	104	239	2034-70.1
(13-16) OPP	29	772-1713	.451	130-395	.329	475-707	.672	1072-37.0	520-8	400	461	105	229	2149-74.1
1993-94 MSU	29	785-1719	.457	141-452	.312	474-771	.615	1196-41.2	600-16	457	536	144	214	2185-75.4
(18-11) OPP	29	709-1812	*.391	171-528	.324	470-740	.635	1140-39.3	619-25	356	488	106	280	2059-71.0
1994-95 MSU	30	766-1721	.445	240-643	.373	429-618	.694	1184-39.5	544-9	469	492	141	202	2201-73.4
(22-8) OPP	30	698-1821	.383	168-553	.304	373-568	.657	1097-36.6	560-12	343	453	103	226	1937-64.6
1995-96 MSU	34	881-1842	.478	214-558	.384	508-714	.712	1325-39.0	553-6	520	583	175	222	2484-73.1
(26-8) OPP	34	803-2084	*.385	241-741	.325	383-543	.705	1110-32.7*	627-17	388	465	94	267	2230-65.6
1996-97 MSU	30	698-1653	.422	137-410	.334	441-646	.683	1114-37.1	492-15	391	525	107	187	1974-65.8
(12-18) OPP	30	757-1867	.406	194-622	.312	345-499	.691	1158-38.6	577-18	362	465	97	266	2053-68.4
1997-98 MSU	30	806-1774	.454	136-426	.319	383-605	.633	1112-37.1	528-13	437	421	90	204	2131-71.0
(15-15) OPP	30	731-1763	.415	200-592	.338	391-552	.708	1089-36.3	544-10	331	446	89	195	2053-68.4
1998-99 MSU	33	838-1898	.442	182-596	.305	421-647	.651	1332-40.4	602-15	443	536	119	201	2279-69.1
(20-13) OPP	33	786-1970	.399	184-608	*.303	373-558	.669	1122-34.0	584-16	347	446	123	239	2129-64.5
1999-00 MSU	30	803-1772	.453	200-593	.337	362-541	.669	1113-37.1	521-14	385	456	105	184	2168-72.3
(14-16) OPP	30	770-1776	.434	196-563	.348	377-540	.698	1019-34.0	510-11	395	392	120	205	2113-70.4
2000-01 MSU	31	845-1890	.447	176-551	.319	457-693	.659	1277-41.2	605-12	424	479	91	205	2323-74.9
(18-13) OPP	31	769-1811	.425	226-665	.340	426-620	.687	1031-33.3*	621-18	385	452	116	200	2190-70.6
2001-02 MSU	35	943-1965	*.480	192-551	.348	504-772	.653	1359-38.8	621-10	566	583	123	294	2582-73.8
(27-8) OPP	35	854-2072	.412	214-710	.301	412-599	.688	1133-32.4	693-19	398	550	95	275	2334-66.7
2002-03 MSU	31	806-1718	.469	173-507	.341	366-543	.674	1148-37.0	490-8	445	479	116	*268	2151-69.4
(21-10) OPP	31	670-1672	*.401	192-587	*.327	320-476	.672	957-30.9	530-7	304	491	90	235	1852-59.7*
2003-04 MSU	30	822-1766	.465	198-559	.354	476-717	.664	1231-41.0*	489-6	416	458	132	*280	2318-77.3*
(26-4) OPP	30	727-1769	.411	214-599	.357	329-511	.644	992-33.1	584-9	350	490	100	217	1997-66.6
2004-05 MSU	34	870-1958	.444	199-590	.337	527-792	.665	1389-40.9*	532-5	475	503	114	232	2466-72.5
(23-11) OPP	34	819-2001	.409	229-722	.317	378-560	.675	1101-32.4	646-16	453	460	109	266	2245-66.0
2005-06 MSU	30	748-1682	.445	167-532	.314	380-600	.633	1168-38.9	530-10	330	520	136	186	2043-68.1
(15-15) OPP	30	731-1785	.410	226-675	.335	370-578	.640	1041-34.7	558-13	425	420	94	263	2058-68.6
2006-07 MSU	35	951-2071	.459	275-775	.355	515-774	.665	1364-39.0*	601-15	512	491	*222	245	2692-76.9
(21-14) OPP	35	856-2125	*.403	237-740	.320	449-641	.700	1266-36.2	644-13	459	502	143	238	2398-68.5
2007-08 MSU	34	885-1922	.460	235-703	.334	484-749	.646	1385-40.7*	568-13	448	*509	267	199	2489-73.2
(23-11) OPP	34	790-2137	*.370	238-751	.317	410-599	.684	1245-36.6	653-20	399	422	115	255	2228-65.5*
2008-09 MSU	36	890-2058	.432	296-819	.361	601-847	.710	1385-38.5	604-11	447	518	*271	250	2677-74.4
(23-13) OPP	36	903-2296	.393	236-701	.337	437-672	.650	1419-39.4	709-16	388	418	114	246	2479-68.9
2009-10 MSU	36	897-2065	.434	*329-918	.358	499-728	.685	1406-39.1	508-7	462	457	*271	209	2622-72.8
(24-12) OPP	36	868-2233	.389	231-710	.325	369-554	.666	1335-37.1	633-13	418	411	110	238	2336-64.9

\*- Southeastern Conference leader; #- NC

2010-11 BULLDOG BASKETBALL



# HUMPHREY COLISEUM RECORDS

## INDIVIDUAL RECORDS

### Most Points Scored:

**MSU:** 40, Rickey Brown vs. Auburn (3-7-77)  
**Opp.:** 42, John Stroud (Ole Miss, 1-11-79)

### Most Field Goals Made:

**MSU:** 18 (22 att.), Rickey Brown vs. Auburn (3-7-77)  
**Opp.:** 16 (28 att.), John Stroud (Ole Miss, 1-11-79)

### Most Field Goals Attempted:

**MSU:** 31 (made 13), Rickey Brown vs. Georgia (2-19-77)  
**Opp.:** 28 (made 12), Joe Harvell (Ole Miss, 1-11-92); 28 (made 16), John Stroud (Ole Miss, 1-11-79)

### Highest Field Goal Percentage (Min. 10 att.):

**MSU:** .909 (10-of-11), Trey Moore vs. Loyola [New Orleans] (12-14-96); Ervin Dillon vs. Delta State (12-1-84)  
**Opp.:** .917 (11-of-12), Jack Givens (Kentucky, 1-31-77)

### Most 3-Point Field Goals Made:

**MSU:** 8 (15 att.), Winsome Frazier vs. UMKC (11-23-04); 8 (11 att.), Marckell Patterson vs. Florida (1-10-01); 8 (17 att.), Darryl Wilson vs. Alabama (3-4-95)  
**Opp.:** 9 (13 att.), Isaiah Swann (Florida St., 3-20-07); 9 (18 att.), Brad Boyd (Louisiana-Lafayette, 11-23-02)

### Most 3-Point Field Goals Attempted:

**MSU:** 17 (made 8), Darryl Wilson vs. Alabama (3-4-95)  
**Opp.:** 19 (made 7), Edward Garriet (McNeese State, 12-1-03)

### Highest 3-Point Field Goal Pct. (Min. 4 att.):

**MSU:** 1.000 (4-of-4), Ontario Harper vs. LSU (1-26-02); Marckell Patterson vs. Montana State (12-9-00)  
**Opp.:** 1.000 (4-of-4), Brian Beshara (LSU, 1-24-01); Chris Walker (Arkansas, 2-12-00); Franklin Williams (Auburn, 2-26-97); Jamie Ross (Eastern Kentucky, 12-11-90); Aundrae Davis (Auburn, 1-10-87)

### Most Free Throws Made:

**MSU:** 14 (18 att.), Lawrence Roberts vs. Ole Miss (2-7-04); 14 (17 att.), Chuck Evans vs. Kentucky (2-19-92)  
**Opp.:** 18, Kenny Higgs (LSU, 1-2-78)

### Most Free Throws Attempted:

**MSU:** 19 (made 13), Carl Nichols vs. Southeastern Louisiana (12-1-88)  
**Opp.:** 23 (made 17), Calvin Natt (Northeast Louisiana, 12-5-77)

### Highest Free Throw Percentage (Min. 10 att.):

**MSU:** 1.000 (11-of-11), Lawrence Roberts vs. Florida A&M (12-20-04); 1.000 (10-of-10), Barry Stewart vs. Auburn (1-20-07); Tyrone Washington vs. Texas Southern (12-17-96); Tony Watts vs. Jacksonville (12-14-91)  
**Opp.:** 1.000 (12-of-12), Phil Cox (Vanderbilt, 1-2-82); 1.000 (11-of-11), Phillip Williams (Winthrop, 11-18-06)

### Most Rebounds:

**MSU:** 24, Wiley Peck vs. Alabama (1-27-79)  
**Opp.:** 25, Calvin Natt (NE La., 12-5-77)

### Most Assists:

**MSU:** 15, Al Perry vs. Vanderbilt (1-29-77)  
**Opp.:** 17, Kenny Higgs (LSU, 1-19-76)

### Most Blocked Shots:

**MSU:** 10, Jarvis Varnado vs. Arkansas (1-14-10); SE-LA (12-8-07); vs. Georgia (1-12-08); vs. Kentucky (1-15-08)  
**Opp.:** 7, Nick Davis (Arkansas, 1-31-98)

### Most Steals:

**MSU:** 8, Gary Hooker vs. Samford (12-29-75) & vs. Southwestern Louisiana (12-6-75)  
**Opp.:** 6, Tyronn Mitchell (Northwestern State, 11-26-05); Desmond Cambridge (Alabama A&M, 11-28-01); T. J. Pugh (LSU, 3-2-91); Darryl Joe (LSU, 1-25-87); Eric Laird (Ole Miss, 1-19-85); Trumaine Johnson (San Diego, 12-30-08).

### Most Turnovers:

**MSU:** 10, Charles Rhodes vs. Nicholls (11-11-06); Al Perry vs. SW Louisiana (12-6-75)  
**Opp.:** 10, John Best (Tennessee Tech, 1-5-93)

## TEAM RECORDS

### Most Points Scored:

**MSU:** 123 vs. Troy State (12-5-95)  
**Opp.:** 106 by Vanderbilt (OT, 12-6-79)

### Fewest Points Scored:

**MSU:** 20 vs. Georgia (1-13-82)  
**Opp.:** 26 by Georgia (1-13-82)

### Most Points Scored (Both Teams):

216, MSU (110) vs. Vanderbilt (106) in OT (12-6-79)

### Fewest Points Scored (Both Teams):

46, Georgia (26) vs. MSU (20), 1-13-82

### Largest Margin of Victory for MSU:

66 pts, MSU (98) vs. Loyola [New Orleans] (32), 12-14-96

### Largest Margin of Defeat for MSU:

41 pts, Vanderbilt (80) vs. MSU (39), 2-27-93

### Most Field Goals Made:

**MSU:** 48 (84 att.) vs. Chicago State (12-4-75)  
**Opp.:** 43 (86 att.) by Vanderbilt (OT, 12-6-79)

### Most Field Goals Attempted:

**MSU:** 87 vs. Texas (12-11-76); vs. Kentucky Wesleyan (11-27-76)  
**Opp.:** 93 (made 30) by Troy State (11-30-93)

### Highest Field Goal Percentage:

**MSU:** .707 (29-of-41) vs. B'Ham-Southern (12-1-81)  
**Opp.:** .692 (27-of-39) by Kentucky (2-25-81)

### Most 3-Point Field Goals Made:

**MSU:** 16 (29 att.) vs. Arkansas (2-7-09) & 16 928 att., St. Bonaventure (12-5-09)  
**Opp.:** 17 (45 att.) by Troy (12-10-05)

### Most 3-Point Field Goals Attempted:

**MSU:** 35 (made 10) vs. Kentucky 92-16-10) 35 (made 13) vs. Nicholls (11-21-04)  
**Opp.:** 45 (made 17) by Troy (12-10-05)

### Highest 3-Point Field Goal Pct. (Min. 10 att.):

**MSU:** .800 (8-of-10) vs. UT-Martin (11-27-91)  
**Opp.:** .727 (8-of-11) by Auburn (2-19-94)

### Most Free Throws Made:

**MSU:** 41 (52 att.) vs. LSU (2-11-09)  
**Opp.:** 29 (36 att.) by LSU (2-20-84)

### Most Free Throws Attempted:

**MSU:** 56 (made 39) vs. SE-LA (12-1-88)  
**Opp.:** 41 by Kentucky (2-19-92)

### Highest Free Throw Percentage (Min. 14 att.):

**MSU:** 1.000 (14-of-14) vs. Alabama (2-2-85)  
**Opp.:** 1.000 (19-of-19) by Kentucky (1-10-83)

### Most Rebounds:

**MSU:** 75 vs. Mississippi Valley St. (11-21-00)  
**Opp.:** 54 by Troy State (11-30-93)

### Most Assists:

**MSU:** 34 vs. Chicago State (12-4-75)  
**Opp.:** 33 by Kentucky (1-23-80)

### Most Blocked Shots:

**MSU:** 16 vs. Georgia (1-12-08)  
**Opp.:** 10 by Kentucky (1-15-02); by Mississippi Valley State (11-21-00)

### Most Steals:

**MSU:** 27 vs. Samford (12-29-75); vs. Southwestern Louisiana (12-6-75)  
**Opp.:** 23 by Alabama (1-15-77); by LSU (1-19-76)

### Most Turnovers:

**MSU:** 31 vs. Auburn (2-19-79)  
**Opp.:** 37 by Southern Mississippi (12-2-76)

### Most Overtimes:

4, MSU (104) vs. Ole Miss (102), 1-24-90

### Most Consecutive Wins:

14, 1-22-03 to 1-10-04

### Most Consecutive SEC Wins:

9, 1-23-78 to 1-15-79

### Most Consecutive Losses:

6, 12-10-85 to 1-15-86

### Most Consecutive SEC Losses:

7, 2-11-81 to 1-20-82

## LARGEST CROWDS AT "THE HUMP"

Crowd	Opponent	Date
10,788	Kentucky-OT	(2-16-10)
10,735	Ole Miss	(2-7-04)
10,645	Ole Miss	(2-23-02)
10,541	Florida	(1-7-03)
10,458	Auburn	(3-2-04)
10,437	Alabama	(2-21-04)
10,432	Alabama	(3-5-05)
10,432	Kentucky	(1-13-04)
10,429	Ole Miss	(2-15-03)
10,421	Ole Miss	(1-26-08)
10,412	Ole Miss	(1-31-09)
10,338	Florida	(1-24-07)
10,315	Kentucky	(1-9-96)
10,303	LSU	(3-2-91)
10,299	Alabama	(1-14-09)
10,242	Ole Miss	(2-26-05)
10,232	Tennessee	(1-28-04)
10,226	Ole Miss	(2-20-99)
10,194	Alabama	(1-27-79)
10,188	Ole Miss	(1-11-79)
10,178	Ole Miss	(1-22-83)
10,153	Louisiana Tech	(11-10-07)
10,150	Tennessee	(2-2-08)
10,107	Ole Miss	(1-19-85)
10,105	Vanderbilt	(1-12-91)
10,096	Arkansas	(2-16-08)
10,054	LSU	(2-25-04)
10,053	Ole Miss	(1-10-07)
10,046	LSU	(1-25-03)
10,021	Tennessee	(3-6-10)
10,012	Tennessee	(2-2-08)
10,006	Ole Miss-OT	(1-6-91)



# HUMPHREY COLISEUM RECORDS



## BIGGEST MSU WINS

+66	(98-32)	vs Loyola [N.O.] (12-14-96)
+55	(120-65)	vs Alcorn State (12-18-90)
+52	(105-53)	vs. St. Bonaventure (12-5-09)
+52	(113-61)	vs Southeastern La. (12-1-88)
+50	(123-73)	vs Troy State (12-5-95)
+49	(107-58)	vs NE Missouri State (12-9-76)
+45	(110-65)	vs Tennessee Tech (1-5-93)
+43	(121-78)	vs Southeastern La. (11-25-95)
+42	(100-58)	vs Alabama A&M (12-2-02)
+42	(102-60)	vs Alabama A&M (11-30-00)
+42	(94-52)	vs Ole Miss (1-14-95)
+41	(102-61)	vs North Alabama (11-19-08)
+40	(78-38)	vs Louisiana Tech (12-7-02)
+40	(107-67)	vs Ark.-Pine Bluff (11-23-99)
+40	(98-58)	vs Northwestern St. (1-16-95)
+40	(89-49)	vs Ky. Wesleyan (11-27-76)
+39	(106-67)	vs Southeastern La. (11-28-94)
+38	(84-46)	vs South Alabama (12-9-06)
+38	(97-59)	vs Centenary (11-29-89)
+38	(112-74)	vs Northwestern St. (12-4-82)
+37	(90-53)	vs Auburn (1-5-05)
+37	(92-55)	vs Florida A&M (11-19-01)
+37	(97-60)	vs Southeastern La. (12-12-98)
+37	(85-48)	vs LSU (2-11-98)

## BIGGEST MSU LOSSES

-41	(39-80)	vs Vanderbilt (2-27-93)
-28	(56-84)	vs Florida (2-7-87)
-24	(63-87)	vs Tennessee (2-17-98)
-24	(59-83)	vs Kentucky (2-6-88)
-23	(65-88)	vs Tennessee (1-25-06)
-22	(67-89)	vs Kentucky (1-23-80)
-21	(55-76)	vs Alabama (2-4-87)
-19	(57-76)	vs Vanderbilt (1-28-87)
-19	(58-77)	vs Kentucky (2-6-84)
-18	(58-76)	vs Auburn (2-28-09)
-18	(68-86)	vs Georgia (2-6-02)
-18	(56-74)	vs Kentucky (1-9-96)
-18	(55-73)	vs Auburn (12-22-83)
-18	(53-71)	vs Alabama (1-6-82)
-16	(59-75)	vs Tennessee (3-6-10)
-16	(70-86)	vs Kentucky (1-22-94)
-16	(61-77)	vs Auburn (2-17-88)
-16	(56-72)	vs Auburn (1-11-86)

## TOP MSU SCORING GAMES

123	vs Troy State (12-5-95)
121	vs Southeastern Louisiana (11-25-95)
120	vs Alcorn State (12-18-90)
118	vs Troy State (11-30-93)
113	vs Southeastern Louisiana (12-1-88)
113	vs Chicago State (12-4-75)
112	vs Centenary (11-29-89)
110	vs Tennessee Tech (1-5-93)
110	vs Vanderbilt-OT (12-6-79)
109	vs Tennessee Tech (11-26-90)
107	vs Arkansas-Pine Bluff (11-23-99)
107	vs Northeast Missouri State (12-9-76)

## TOP OPP. SCORING GAMES

106	by Vanderbilt-OT (12-6-79)
102	by Ole Miss-4OT (1-24-90)
94	by LSU-2OT (2-11-09)
92	by Ole Miss-2OT (1-11-79)
92	by Kentucky (1-31-77)
91	by Auburn (3-2-04)
91	by Tennessee (1-16-02)
89	by Kentucky (2-19-92)
89	by Kentucky (1-23-80)
89	by Northeast Louisiana (12-5-77)
89	by Texas-OT (12-11-76)
88	by Rider (11-13-09)
88	by Tennessee (1-25-06)
88	by Tennessee (2-6-00)

## TOP COMBINED SCORING GMS

216	MSU [110-OT] vs Vanderbilt [106] (12-6-79)
206	MSU [104-4OT] vs Miss. [102] (1-24-90)
201	MSU [118] vs Troy State [83] (11-30-93)
199	MSU [121] vs SE Louisiana [78] (11-25-95)
196	MSU [105] vs Auburn [91] (3-2-04)
196	MSU [123] vs Troy State [73] (12-5-95)
194	MSU [113] vs Chicago State [81] (12-4-75)
193	MSU [101-2OT] vs Ole Miss [92] (1-11-79)
191	MSU [94-2OT] vs LSU [97] (2-11-09)
186	MSU [112] vs Centenary [74] (11-29-89)
185	MSU [120] vs Alcorn State [65] (12-18-90)
185	MSU [109] vs Tenn. Tech [76] (11-26-90)

## MSU VS. ALL OPPONENTS


Team	Record	Pct
Alabama	21-14	.600
Alabama A&M	4-0	1.000
Alabama State	2-0	1.000
UAB	1-2	.333
Alcorn State	1-1	.500
Arkansas	15-4	.789
Arkansas State	2-0	1.000
Arkansas-Little Rock	2-1	.667
Arkansas-Pine Bluff	1-0	1.000
Auburn	23-12	.657
Auburn-Montgomery	2-0	1.000
Austin Peay State	1-0	1.000
Ball State	1-0	1.000
Baylor	1-0	1.000
Belmont	1-0	1.000
Bethune-Cookman	1-0	1.000
Birmingham-Southern	4-0	1.000
Biscayne	1-0	1.000
Bradley	1-0	1.000
Brigham Young	1-0	1.000
Centenary	5-0	1.000
Charlotte	1-1	.500
Chattanooga	2-2	.500
Chicago State	1-0	1.000
Christian Brothers	3-0	1.000
Clemson	0-1	.000
Delta State	2-1	.667
Drake	1-0	1.000
East Carolina	1-0	1.000
East Tennessee State	1-0	1.000
Eastern Kentucky	1-0	1.000
Fairleigh Dickinson	1-0	1.000
Florida	13-12	.520
Florida A&M	2-0	1.000
Florida International	1-0	1.000
Florida State	1-0	1.000
Florida Tech	1-0	1.000
George Mason	1-0	1.000
Georgia	18-8	.692
Houston	1-1	.500
Illinois Wesleyan	1-0	1.000
Indiana State	1-0	1.000
Jackson State	2-0	1.000
Jacksonville	2-0	1.000
Jacksonville State	1-0	1.000
James Madison	0-1	.000
Kansas State	0-1	.000
Kentucky	9-17	.346
Kentucky Wesleyan	1-0	1.000
LSU	22-13	.629
Louisiana Tech	3-0	1.000
Louisiana-Lafayette	1-1	.500
Louisiana-Monroe	4-1	.800
Loyola [New Orleans]	1-0	1.000
Loyola Marymount	1-0	1.000
Mansfield State	1-0	1.000
McNeese State	4-0	1.000
Memphis	1-1	.500
Mercer	1-0	1.000
Miami [FL]	0-1	.000
Middle Tennessee State	1-0	1.000
Mississippi College	2-0	1.000
Mississippi Valley State	3-0	1.000
Missouri	1-0	1.000
Missouri-Kansas City	2-0	1.000
Missouri Western	1-0	1.000
Montana State	1-0	1.000
Morehead State	1-0	1.000
Murray State	1-0	1.000
New Orleans	3-0	1.000
Nicholls State	4-0	1.000
North Alabama	3-0	1.000
North Carolina	0-1	.000
UNC Wilmington	1-0	1.000
UNC West Carolina	2-0	1.000
Northwestern State	4-1	.800
Oklahoma	1-0	1.000
Old Dominion	1-0	1.000
Ole Miss	7-7	.500
Rice	1-0	1.000
Richmond	0-1	.000
Rider	0-1	.000
St. Bonaventure	1-0	1.000
Sam Houston State	1-0	1.000
Samford	2-0	1.000
San Diego	0-1	.000
Santa Clara	1-0	1.000
South Alabama	6-0	1.000
South Carolina	7-2	.778
South Carolina State	1-0	1.000
Southeast Missouri State	1-0	1.000
Southeastern Louisiana	9-1	.900
Southern Mississippi	6-0	1.000
Tennessee	13-13	.500
Tennessee Tech	3-0	1.000
Tennessee-Martin	5-1	.833
Texas	1-0	1.000
Texas A&M-Corpus Christi	1-0	1.000
Texas Christian	1-0	1.000
Texas-Pan American	2-0	1.000
Texas Southern	1-0	1.000
Troy	6-0	1.000
Tulane	1-0	1.000
Tulsa	0-1	.000
Vanderbilt	18-7	.720
Virginia Tech	1-0	1.000
Western Kentucky	2-0	1.000
Western New Mexico	1-0	1.000
Wichita State	0-1	.000
Winthrop	0-1	.000
Xavier	1-0	1.000
Wright State	1-0	1.000
<b>vs. 112 Opponents</b>	<b>354-135</b>	<b>.724</b>

## YEAR-BY-YEAR COLISEUM ATTENDANCE

Season	Overall	Average	SEC Gms	Average	Record (SEC)
1975-76	70,081	5,006	52,636	5,848	10-4 (5-4)
1976-77	76,232	5,082	53,268	5,919	11-4 (5-4)
1977-78	72,025	5,540	59,836	6,648	11-2 (8-1)
1978-79	99,906	7,136	72,073	8,008	11-3 (7-2)
1979-80	67,209	6,721	62,014	6,890	6-4 (5-4)
1980-81	48,214	4,018	39,426	4,381	6-6 (3-6)
1981-82	56,414	4,030	40,466	4,496	7-7 (3-6)
1982-83	68,416	5,263	57,169	6,352	11-2 (7-2)
1983-84	61,508	4,393	44,623	4,958	6-8 (3-6)
1984-85	89,370	6,384	64,639	7,182	11-3 (7-2)
1985-86	43,927	3,379	32,834	3,648	4-9 (3-6)
1986-87	40,715	2,908	31,284	3,476	7-7 (3-6)
1987-88	54,074	4,160	44,760	4,973	9-4 (5-4)
1988-89	74,344	5,719	60,406	6,712	9-4 (5-4)
1989-90	74,623	5,740	57,832	6,426	9-4 (5-4)
1990-91	102,072	7,852	81,047	9,005	12-1 (8-1)
1991-92	72,142	5,549	52,971	6,621	8-5 (4-4)
1992-93	61,172	4,706	45,257	5,657	10-3 (5-3)
1993-94	88,687	6,335	64,608	8,076	10-4 (5-3)
1994-95	80,681	6,723	64,804	8,101	11-1 (7-1)
1995-96	97,996	7,538	60,938	7,617	10-3 (6-2)
1996-97	74,275	5,305	50,327	6,291	10-4 (5-3)
1997-98	77,954	5,996	54,569	6,821	7-6 (2-6)
1998-99	70,257	5,018	53,647	6,706	12-2 (6-2)
1999-00	61,764	4,412	47,980	5,998	10-4 (4-4)
2000-01	77,654	4,568	49,030	6,129	13-4 (6-2)
2001-02	79,642	5,689	63,238	7,905	13-1 (7-1)
2002-03	98,312	7,022	73,321	9,165	12-2 (7-1)
2003-04	111,940	7,996	81,672	10,209	12-2 (6-2)
2004-05	103,031	7,925	74,109	9,264	11-2 (6-2)
2005-06	90,875	5,680	54,884	6,861	11-5 (5-3)
2006-07	123,736	6,512	68,853	8,607	16-3 (6-2)
2007-08	106,672	7,111	67,200	8,400	12-3 (7-1)
2008-09	157,111	8,728	74,027	9,253	13-5 (5-3)
2009-10	116,919	6,878	70,809	8,851	13-4 (6-2)
<b>35 Seasons</b>	<b>2,849,950</b>	<b>5,828</b>	<b>2,026,557</b>	<b>6,847</b>	<b>354-135/187-109</b>

2010-11 BULLDOG BASKETBALL

2,142 POINTS



**Jeff Malone**  
**1980-83**  
**G • 6-4 • 205**  
**Macon, GA**

One of the more electrifying players ever to don the Maroon & White, Jeff Malone left Mississippi State as the school's all-time leading scorer with 2,142 points, a stat that ranks eighth all-time in SEC history.

And that was before the inception of the 3-point line in college basketball.


But his scoring ability wasn't limited to just MSU. It was a trend he continued in the NBA, where the two-time All-Star totaled 17,231 points in a 13-year career.

He finished his NBA days ranking in the Top 10 of two team's all-time scoring list — 2nd in the history of the Washington Bullets and 9th in the history of the Utah Jazz.

**"To me, Jeff was probably as good as a pure shooter as Mississippi State has ever had. If the 3-point line existed when he played, there's no telling how many points he would have averaged. He made a lot of shots from 22 feet out. That's where he made his money. He was a great college player."**

*Jim Ellis, MSU Radio Commentator*

- MSU's all-time scoring leader with 2,142 career points.
- Three-time all-SEC guard (1981-83) as a four-year starter.
- Nation's No. 2 scorer (26.8 ppg) as a senior.
- Also paced the Bulldogs in scoring as a sophomore (20.1 ppg) and junior (18.6).
- Chosen UPI's 1982-83 SEC Player of the Year in addition to being named first-team all-American by The Sporting News.
- Ranks third on school's career scoring average chart (19.5 ppg) behind Bailey Howell and Jim Ashmore.
- MSU's all-time in field goals made (906) and field goals attempted (1,768) and in minutes played (3,851).
- Led the Bulldogs in free throw percentage during all four seasons, ranking sixth (80.9%) on the school's all-time accuracy list.
- Served as team captain during junior and senior seasons.
- Selected as the 10th pick overall by the Washington Bullets in the 1983 NBA Draft.
- Enjoyed a successful 13-year NBA career, seeing action with the Bullets (1984-90), Utah Jazz (1991-93), Philadelphia 76ers (1994-95), and Miami Heat (1996).
- Two-time NBA All-Star (1986 & '87).
- Has served as a head coach in the NBDL.



**JEFF MALONE'S MISSISSIPPI STATE CAREER**

Season	GP	FGM-FGA	Pct	FTM-FTA	Pct	Rebounds	Points
1979-80	27	139-303	.459	42-51	.824	90-3.3	320-11.9
1980-81	27	219-447	.490	105-128	.820	113-4.2	543-20.1
1981-82	27	225-410	.549	52-70	.743	111-4.1	502-18.6
1982-83	29	323-608	.531	131-159	.824	106-3.7	777-26.8
<b>Totals</b>	<b>110</b>	<b>906-1768</b>	<b>.512</b>	<b>330-408</b>	<b>.809</b>	<b>420-3.8</b>	<b>2142-19.5</b>



# 2,030 POINTS



## Bailey Howell

1957-59

C • 6-7 • 205

Middleton, TN

Bailey Howell is not only one of the greatest players to ever play at Mississippi State, he's one of the best players the Southeastern Conference has ever produced.

The Tennessee native, who now calls Starkville home, dominated the league on both ends of the court from 1957-59, scoring 2,030 points and grabbing what still remains a school record 1,277 rebounds.


After MSU, he went on to be a six-time NBA All-Star in his 12 years and was a member of two World Championships with the Boston Celtics.

The pinnacle of his career, however, came in 1997 when he was elected into the National Basketball Hall of Fame.

**"When you think of Mississippi State basketball, you can't help but think of Bailey Howell. It's been 50 years since he played here, but he has remained a big part of this campus. He's a legend who played the game with great passion, and he's someone we enjoy having around our program."**

*Rick Stansbury, MSU Head Coach*

- MSU's second all-time scoring leader with 2,030 career points who owns the school-record 27.1 scoring average.
- Elected into the National Basketball Hall of Fame in 1997.
- MSU's first consensus first-team all-American (1958-59).
- Earned consensus second-team all-America honors during junior season (1957-58).
- Selected first-team All-SEC each of his three varsity seasons (1957-59), ranking among the nation's Top 10 statistical leaders in both scoring and rebounding during all three years.
- Ranked fourth nationally in scoring during junior (27.8 ppg) and senior (27.5) years, while standing second amongst the NCAA rebounding leaders as a senior.
- Led the NCAA in field goal percentage (56.8%) as a sophomore.
- Holds all MSU rebounding standards, including most career rebounds (1,277) and highest career rebounding average (17.0 rpg).
- Owns Bulldogs' single-game scoring (47) and rebounding (34) marks.
- Served as team co-captain as a junior and tri-captain as a senior.
- Member of the MSU and Mississippi Sports Halls of Fame.
- Second pick overall in the 1959 NBA Draft by the Detroit Pistons.
- Veteran of 12 NBA seasons who was six-time NBA All-Star and member of two NBA World Championship teams with the Celtics.



In January of 2009, Mississippi State retired Bailey Howell's No. 52 jersey.

### BAILEY HOWELL'S MISSISSIPPI STATE CAREER

Season	GP	FGM-FGA	Pct	FTM-FTA	Pct	Rebounds	Points
1956-57	25	217-382	.568	213-285	.747	492-19.7	647-25.9
1957-58	25	226-439	.515	243-315	.771	406-16.2	695-27.8
1958-59	25	231-464	.498	226-292	.774	379-15.2	688-27.5
<b>Totals</b>	<b>75</b>	<b>674-1285</b>	<b>.525</b>	<b>682-892</b>	<b>.765</b>	<b>1277-17.0</b>	<b>2030-27.1</b>

# MSU 1,000-POINT CLUB


## 1,918 POINTS ● JIM ASHMORE ● 1954-57 ● G ● FOREST, MS



MSU's first basketball all-American (1957). ... Three-time all-SEC guard (1955-57). ... Ranks third on school's all-time scoring list (1,918) and second among career scoring average leaders (20.6 ppg). ... Holds Bulldogs' single-season scoring average standard with 28.3 points per game in 1956-57. ... Also paced MSU in scoring during sophomore (22.3 ppg) and junior (22.3) campaigns. ... Stands second behind Bailey Howell on MSU's career lists for free throws made (506) and attempted (683), having led the team in free throw percentage during each of his first three varsity seasons. ... Ranks second all-time behind only Jeff Malone among the school's leaders in career field goal attempts (1,694). ... Also stands third in career field goals made (706) behind Malone and Rickey Brown. ... Team captain of 1956-57 Mississippi State squad. ... Member of the MSU and Mississippi Sports Halls of Fame. ... Drafted in the fourth round by the NBA's Boston Celtics in 1957. ... Played semi-pro basketball for three seasons (1958-60) in the National Industrial Basketball League.

Season	GP	FGM-FGA	Pct	FTM-FTA	Pct	Rebounds	Points
1953-54	21	57-158	.361	47-67	.701	57-2.7	161-7.7
1954-55	23	193-465	.415	127-165	.770	102-4.4	513-22.3
1955-56	24	186-455	.409	164-214	.766	129-5.4	536-22.3
1956-57	25	270-616	.438	168-237	.709	82-3.3	708-28.3
<b>Totals</b>	<b>93</b>	<b>706-1694</b>	<b>.417</b>	<b>506-683</b>	<b>.741</b>	<b>370-4.0</b>	<b>1918-20.6</b>

## 1,838 POINTS ● RICKEY BROWN ● 1977-80 ● F/C ● CANTON, MS



Three-time all-SEC standout for the Bulldogs (1977-78, '80). ... Chosen first-team All-SEC as a senior. ... Paced MSU in scoring and rebounding during freshman and senior years. ... One of four MSU players (along with Bailey Howell, Dave Williams and Lawrence Roberts) to finish their careers having averaged in double figures in both scoring and rebounding. ... School's No. 4 all-time scoring leader (1,838). ... Is third behind Bailey Howell and Jarvis Varnado on MSU's career lists for rebounds (1,092) and is fourth in rebounding average (10.2 rpg). ... Nation's No. 3 rebounder (14.4 rpg) as a senior, in addition to posting a career-high 20.5 scoring average in 1979-80. ... Ranks second on MSU's all-time list with 774 career field goals made. ... Stands third all-time with 1,624 career field goal attempts. ... The No. 5 shot-blocker in school history with 163 career blocks. ... All-time school leader with 404 career personal fouls. ... Drafted in the first round (13th pick overall) of the 1980 NBA Draft by the Golden State Warriors. ... Divided five years of NBA service between Golden State and Atlanta.

Season	GP	FGM-FGA	Pct	FTM-FTA	Pct	Rebounds	Points
1976-77	27	225-443	.508	70-97	.722	292-10.8	520-19.3
1977-78	26	140-340	.461	69-100	.690	179-6.9	349-13.4
1978-79	27	78-370	.481	60-88	.682	232-8.6	416-15.4
1979-80	27	231-471	.490	91-136	.669	389-14.4	553-20.5
<b>Totals</b>	<b>107</b>	<b>774-1624</b>	<b>.477</b>	<b>290-421</b>	<b>.689</b>	<b>1092-10.2</b>	<b>1838-17.2</b>


## 1,652 POINTS ● RAY WHITE ● 1976-79 ● G ● GULFPORT, MS



Three-time All-SEC honoree, earning third-team all-league laurels as a collegiate rookie and second-team honors during junior and senior campaigns. ... Led Mississippi State in scoring average and steals during freshman, junior and senior seasons. ... Stands fifth on the school's scoring chart with 1,652 career points. ... MSU's career steals leader with 217, including season highs of 61 steals as a junior and 60 as a freshman. ... Scored 34 points against Indiana State in his collegiate debut en route to posting a career-best and team-high 18.3 scoring average as a freshman. ... Ranked among the Bulldogs' top-15 career leaders in scoring average (16.5 ppg), field goals made (684), field goals attempted (1,414) and assists (314). ... Paced MSU with 91 assists as a junior. ... Team co-captain of Mississippi State's 1978-79 NIT squad that went 19-9 in coach Jim Hatfield's first year. ... Voted team's Best Defensive Player as a senior. ... Selected in the fourth round of the 1979 NBA Draft by the Atlanta Hawks.

Season	GP	FGM-FGA	Pct	FTM-FTA	Pct	Rebounds	Points
1975-76	26	206-407	.506	63-97	.649	142-5.5	475-18.3
1976-77	25	168-378	.444	70-103	.680	136-5.4	406-16.2
1977-78	26	151-318	.475	76-106	.717	120-4.6	378-14.5
1978-79	23	159-311	.511	75-100	.750	145-6.3	393-17.1
<b>Totals</b>	<b>100</b>	<b>684-1414</b>	<b>.484</b>	<b>284-406</b>	<b>.700</b>	<b>543-5.4</b>	<b>1652-16.5</b>


## 1,619 POINTS ● DARRYL WILSON ● 1994-96 ● G ● KENNEDY, AL



Helped pace coach Richard Williams' Bulldogs to a three-year composite record of 66-27 and three consecutive postseason tournament appearances as a three-time all-SEC backcourt performer. ... Member of MSU's 1996 NCAA Final Four and 1995 NCAA Sweet 16 ballclubs. ... Named to the 1996 SEC All-Tournament and NCAA All-Southeast Regional teams. ... Ranks No. 6 on the school's all-time scoring list (1,619 career points) and fifth among career scoring average leaders (17.4 ppg). ... Paced the Bulldogs in scoring during each of his three MSU seasons. ... Scored in double figures in 83 of his 93 career outings, including 32 games with 20 or more points and a trio of 30-point efforts. ... The most prolific three-point marksman in school history, setting the career standards for three-pointers made (258) and attempted (645). ... Stands fourth on the school's career charts for free throws made (439) and fifth in attempts (541), while ranking fifth all-time among MSU's career free throw percentage leaders (81.2%). ... Named to Coaches' All-SEC First Team as a senior, ranking fourth among the SEC's scoring leaders.

Season	GP	FGM-FGA	Pct	3FM-3FGA	PCT	FTM-FTA	Pct	Rebounds	Points
1993-94	29	133-314	.424	67-181	.370	138-171	.807	98-3.4	471-16.2
1994-95	30	150-357	.420	94-277	.339	141-169	.834	140-4.7	535-17.8
1995-96	34	178-399	.446	97-237	.409	160-201	.796	142-4.2	613-18.0
<b>Totals</b>	<b>93</b>	<b>461-1070</b>	<b>.431</b>	<b>258-695</b>	<b>.371</b>	<b>439-541</b>	<b>.812</b>	<b>380-4.1</b>	<b>1619-17.4</b>

## 1,602 POINTS ● BARRY STEWART ● 2007-2010 ● G ● SHELBYVILLE, TN



Former Freshman All-SEC selection finished his career ranked 7th in the school record books with 1,602 points for Rick Stansbury's Bulldogs. ... He played in four post-season tournaments, two NAAs (2008 and 2009) and as a freshman was on the team that advanced to the NIT Final Four in New York City, where the Bulldogs lost to West Virginia in the semifinals. ... Freshman, sophomore and senior seasons was on teams that won the Western Division titles, while as a junior was on team that won the SEC Tournament in Tampa, Fla., where he was named to the All-Tournament team. ... His 280 career made 3-pointers and 779 attempted 3s are tops in school history, as are his 4,431 minutes played. ... As a sophomore, hit a career-best six 3-pointers against Tennessee, which tied him for the eighth-most in a single game in school history. ... His 162 steals are the fourth-most in school history. ... His 141 games played are tied with Jarvis Varnado for the most in school history. ... Named to the 2010 SEC All-Tournament team.

Season	GP	FGM-FGA	Pct	3FM-3FGA	PCT	FTM-FTA	Pct	Rebounds	Points
2006-07	35	96-240	.400	68-174	.391	82-107	.766	111-3.2	342-9.8
2007-08	34	129-337	.383	62-186	.333	71-102	.696	157-4.6	391-11.5
2008-09	36	126-343	.446	72-197	.409	121-156	.776	135-3.8	445-12.4
2009-10	36	138-369	.374	78-222	.351	70-98	.714	129-3.6	424-11.8
<b>Totals</b>	<b>141</b>	<b>489-1289</b>	<b>.379</b>	<b>280-779</b>	<b>.359</b>	<b>344-463</b>	<b>.743</b>	<b>532-3.8</b>	<b>1602-11.4</b>



# MSU 1,000-POINT CLUB

## 1,558 POINTS ● JAMONT GORDON ● 2006-08 ● G/F ● NASHVILLE, TN



Helped lead coach Rick Stansbury's Bulldogs to two Western Division crowns, a trip to the NIT Final Four in New York City's famed Madison Square Garden in 2007, while in 2008 he was instrumental in Mississippi State advancing to the second round of the NCAA Tournament, where it lost to eventual national runner-up Memphis in a thriller, 77-74. ... The Nashville native currently ranks eighth on the school's all-time scoring charts with 1,558 points... All of his production came in just three seasons, as he bypassed his senior year to turn pro. ... He's currently playing in Europe. ... This former All-SEC standout was known for his toughness with the basketball in his hand. ... He was a force to be reckoned with while driving to the basket. ... Opposing coaches constantly called him the toughest player to defend. ... He could play in the paint or at the point for the Bulldogs. ... As a rookie, he set freshman records for assists (129), free throws made (108), free throws attempted (167) and minutes played (988).

Season	GP	FGM-FGA	Pct	3FM-3FGA	PCT	FTM-FTA	Pct	Rebounds	Points
2005-06	30	139-341	.408	27-104	.260	108-167	.647	203-6.8	413-13.8
2006-07	35	181-432	.419	42-121	.347	157-222	.707	250-7.1	561-16.0
2007-08	34	193-465	.415	60-188	.319	138-199	.693	224-6.6	584-17.2
<b>Totals</b>	<b>99</b>	<b>513-1238</b>	<b>.414</b>	<b>129-143</b>	<b>.312</b>	<b>403-588</b>	<b>.685</b>	<b>677-6.8</b>	<b>1558-15.7</b>


## 1,503 POINTS ● JERRY JENKINS ● 1973-75 ● G/F ● GULFPORT, MS



Two-time All-SEC performer who stands ninth on the school's all-time scoring list with 1,503 career points. ... Paced the Bulldogs in scoring during his junior and senior seasons. ... Averaged 22.1 points per contest as a second-team All-SEC selection during his final MSU campaign. ... His 19.3 career scoring average ranks fourth on MSU's all-time chart behind only Bailey Howell, Jim Ashmore and Jeff Malone. ... Ranks among the school's Top 10 career leaders in free throw percentage (80.7%), free throws made (297), along with field goals made (603) and attempted (1,305). ... Also averaged 7.0 rebounds per game during his three-year State career, ranking among the Top 25 all-time rebounders in school history with 543 career boards. ... Team captain of 1974-75 Mississippi State ballclub that posted a 9-17 overall ledger, including a 5-13 mark in SEC play.

Season	GP	FGM-FGA	Pct	FTM-FTA	Pct	Rebounds	Points
1972-73	26	177-418	.423	103-133	.774	185-7	1 457-17.6
1973-74	26	199-418	.476	73-89	.820	178-6.8	471-18.1
1974-75	26	227-469	.484	121-146	.829	180-6.9	575-22.1
<b>Totals</b>	<b>78</b>	<b>603-1305</b>	<b>.462</b>	<b>297-368</b>	<b>.807</b>	<b>543-7.0</b>	<b>1503-19.3</b>


## 1,491 POINTS ● TONY WATTS ● 1989-92 ● G ● ROLLING FORK, MS



Four-year letterman for coach Richard Williams' Bulldogs. ... Ranks 10th among the school's all-time scoring leaders with 1,491 career points... Averaged 13.2 points per outing over his 113-game MSU career. ... Capped his State career by earning second-team All-SEC honors as a senior. ... Recipient of the team's Babe McCarthy Memorial Award and Best Offensive Player honor as a senior after averaging a team-high and career-best 19.2 points per game. ... Stands fourth on the school's all-time list with 166 made three-pointers. ... Also ranks among Mississippi State's top-10 career leaders in total field goals made (561) and attempted (1,217), three-pointers attempted (449), three-point field goal percentage (37.0%), free throw percentage (80.9%) and steals (154). ... Led the SEC in free throw percentage (84.8%) as a senior. ... Named to the 1988-89 SEC All-Freshman Team.

Season	GP	FGM-FGA	Pct	3FM-3FGA	PCT	FTM-FTA	Pct	Rebounds	Points
1988-89	27	107-222	.482	30-77	.390	23-29	.793	39-1.4	267-9.9
1989-90	30	125-327	.382	44-145	.303	58-76	.763	67-2.2	352-11.7
1990-91	28	130-255	.510	31-85	.365	44-54	.815	69-2.5	335-12.0
1991-92	28	199-413	.482	61-142	.430	78-92	.848	88-3.1	537-19.2
<b>Totals</b>	<b>113</b>	<b>561-1217</b>	<b>.461</b>	<b>166-449</b>	<b>.370</b>	<b>203-251</b>	<b>.809</b>	<b>263-2.3</b>	<b>1491-13.2</b>


## 1,460 POINTS ● CAMERON BURNS ● 1988-91 ● F ● FLORA, MS



Earned All-SEC honors each of his three Mississippi State seasons, including consensus first-team all-league recognition as a senior for coach Richard Williams' Bulldogs. ... Listed 11th on MSU's all-time scoring chart with 1,460 career points and also ninth with 16.8 career scoring average... Started all 87 games of his collegiate career. ... Paced the Bulldogs in scoring average all three years, highlighted by career-best averages of 18.2 points and 7.3 rebounds per game during junior campaign. ... Led the team in rebounding average and field goal percentage during his sophomore and junior campaigns. ... Set single-season school record by shooting 67.1 percent from the field as a sophomore... Led SEC in field goal accuracy (59.7%) the following season. ... Connected on 58.7 percent of field goals for his career, ranking sixth on the school's all-time list. ... Stands second on MSU's all-time chart with 119 career dunks. ... Ranks sixth in career free throws made (334) and attempted (534) in school history. ... Member of two postseason tournament teams (1991 NCAA & 1990 NIT).

Season	GP	FGM-FGA	Pct	3FM-3FGA	PCT	FTM-FTA	Pct	Rebounds	Points
1988-89	28	167-249	.671	---	---	90-145	.621	176-6.3	424-15.1
1989-90	30	207-347	.597	---	---	133-205	.649	219-7.3	547-18.2
1990-91	29	189-363	.521	0-1	.000	111-184	.603	176-6.1	489-16.9
<b>Totals</b>	<b>87</b>	<b>563-959</b>	<b>.587</b>	<b>0.1</b>	<b>.000</b>	<b>334-534</b>	<b>.626</b>	<b>571-6.6</b>	<b>1460-16.8</b>

## 1,451 POINTS ● CHARLES RHODES ● 2005-08 ● F ● JACKSON, MS




A four-year player for Rick Stansbury's Bulldogs, Charles Rhodes was a part of two Mississippi State teams that won Western Division crowns (2007 and 2008). ... As a senior, he paced Mississippi State in both scoring (17.4) and rebounding (7.2). ... A leader on and off the floor, Rhodes' athleticism was a concern for all opposing coaches who battled him year in, year out. ... As a senior, he set a school record for most points in an NCAA Tournament game, totaling 34 against Oregon in the Bulldogs' opening-round victory. ... He just missed out on a double-double with nine rebounds. ... However, in his final game for the Maroon & White in the second round against eventual runner-up Memphis, he did record a double-double with 14 points and 10 rebounds. ... The ever outspoken Charles Rhodes wrapped up his illustrious career at Mississippi State 12th on the school's all-time scoring charts with 1,451 points to go along with his 691 rebounds.

Season	GP	FGM-FGA	Pct	3FM-3FGA	PCT	FTM-FTA	Pct	Rebounds	Points
2004-05	16	19-32	.594	0-5	.000	9-12	.750	30-1.9	47-2.9
2005-06	29	154-273	.564	1-2	.500	92-130	.708	207-7.1	401-13.8
2006-07	34	180-325	.554	6-19	.316	99-141	.702	212-6.2	465-13.7
2007-08	31	214-381	.562	3-6	.500	107-159	.673	242-7.8	538-17.4
<b>Totals</b>	<b>110</b>	<b>567-1011</b>	<b>.561</b>	<b>10-32</b>	<b>.313</b>	<b>307-449</b>	<b>.684</b>	<b>691-6.3</b>	<b>1451-13.2</b>

# MSU 1,000-POINT CLUB

## 1,403 POINTS ● JARVIS VARNADO ● 2007-2010 ● F ● BROWNSVILLE, TN



A starter for more than three years for Rick Stansbury's Bulldogs, All-SEC performer Jarvis Varnado ranks 13th all-time on the MSU scoring list with 1,403 career points and is second with 1,096 career rebounds. ... He also ended illustrious career tops in the NCAA with 564 blocked shots and became the first player in the history of college basketball to score 1,000 points, collect 1,000 rebounds and block 500 shots. ... His 119 starts is a school record, while his 141 appearances are tied for the most with Barry Stewart. ... He was a three-time SEC defensive player of the year and as a senior, won the Lefty Driesell Award and Sporting News Defensive Player of the Year and was the CollegeInsider.com SEC MVP. ... He was also a finalist for both the Naismith and Wooden Awards and a two-time winner of the Howell Trophy. ... Led the Bulldogs to the Western Division crown as a freshman, sophomore and senior and won the SEC Tournament as a junior. ... Drafted by the xxxxx in the first round of the 2010 NBA Draft.

Season	GP	FGM-FGA	Pct	3FM-3FGA	PCT	FTM-FTA	Pct	Rebounds	BS	Points
2006-07	35	75-116	.647	0-1	.000	24-45	.533	146-4.2	67	174-5.0
2007-08	34	109-170	.641	1-2	.500	50-100	.500	264-7.8	157	269-7.9
2008-09	36	180-328	.549	0-1	.000	104-159	.654	317-8.8	170	464-12.9
2009-10	36	184-316	.582	0-0	.000	128-210	.610	369-10.3	170	496-13.8
<b>Totals</b>	<b>141</b>	<b>548-9.0</b>	<b>.589</b>	<b>1-4</b>	<b>.250</b>	<b>306-514</b>	<b>.689</b>	<b>1096-7.8</b>	<b>564</b>	<b>1403-10.0</b>

## 1,307 POINTS ● TANG HAMILTON ● 1998-2001 ● F ● JACKSON, MS



Three-year starter for the Bulldogs who became just the third player in school history (joining Bailey Howell and Rickey Brown) to score 1,300 or more career points and collect 600 or more career rebounds. ... Is ranked 14th on the school's all-time scoring list with 1,307 career points and tied for 13th with Jamont Gordon with 677 career rebounds. ... Also stands eighth on State's all-time charts with 132 career made three-pointers and is ninth with 408 career three-point attempts, while ranking fourth with 106 career dunks. ... Tied for second on MSU's all-time list by having appeared in 123 career games, including 93 career starts. ... Recipient of the team's Bailey Howell Rebounding Award as a senior, in addition to being voted the club's Best Offensive Player as a junior and Most Improved Player during his sophomore year. ... Member of two NIT teams with MSU (1999 & 2001). ... Has played professionally with the Miami Heat (NBA) and in the NBDL. ... Starred professionally in Venezuela two years ago.

Season	GP	FGM-FGA	Pct	3FM-3FGA	PCT	FTM-FTA	Pct	Rebounds	Points
1997-98	29	46-110	.418	17-58	.293	17-27	.630	91-3.1	126-4.3
1998-99	33	138-288	.479	40-122	.328	57-82	.695	187-5.7	373-11.3
1999-00	30	161-342	.471	43-140	.307	67-96	.698	187-6.2	432-14.4
2000-01	31	144-289	.498	32-88	.364	56-81	.691	212-6.8	376-12.1
<b>Totals</b>	<b>123</b>	<b>489-1029</b>	<b>.475</b>	<b>132-408</b>	<b>.324</b>	<b>197-286</b>	<b>.689</b>	<b>677-5.5</b>	<b>1307-10.6</b>

## 1,305 POINTS ● RICH KNARR ● 1973-76 ● G ● COLLINSVILLE, IL



Four-year letterwinner for the Bulldogs. ... Ranks 15th on the school's career scoring list with 1,305 points. ... Led MSU in scoring (18.0 ppg), assists (4.9 apg) and free throw percentage (84.3%) as a freshman (1972-73). ... Team's leading free throw shooter during three of his four seasons, standing second all-time on MSU's career chart for free throw accuracy (84.3%). ... Owns the Bulldogs' single-game standard by converting 18 consecutive free throws against Auburn during freshman campaign. ... Holds down No. 2 and 3 slots on MSU's single-season leader board for best free throw percentage (89.3% in 1975-76 and 87.3% in 1973-74). ... Ranks ninth in MSU hoops history with 326 career assists in 97 games played. ... Recipient of a prestigious NCAA Postgraduate Scholarship after his MSU playing days.

Season	GP	FGM-FGA	Pct	FTM-FTA	Pct	Rebounds	Points
1972-73	26	185-426	.434	97-115	.843	85-3.3	467-18.0
1973-74	22	150-350	.429	48-55	.873	60-2.7	348-15.8
1974-75	25	143-328	.436	26-35	.743	61-2.4	312-12.5
1975-76	24	64-142	.451	50-56	.893	23-1.0	178-7.4
<b>Totals</b>	<b>97</b>	<b>542-1246</b>	<b>.435</b>	<b>221-261</b>	<b>.847</b>	<b>229-2.4</b>	<b>1305-13.5</b>


## 1,300 POINTS ● TIMMY BOWERS ● 2001-04 ● G ● GULFPORT, MS



Two-time All-SEC guard and two-time team co-captain for coach Rick Stansbury's Bulldogs. ... Finished his collegiate career as the all-time winningest basketball player in school history, having helped lead MSU to a four-year composite record of 92-35 (.724), including three-straight NCAA Tournament appearances (2002-03-04), a semifinal-round NIT berth (2001), an overall SEC championship (2004), back-to-back SEC Western Division crowns (2003-04), and an SEC Tournament title (2002). ... Became the first player in school history to participate in four post-season tournaments. ... Is now ranked 16th on the school's all-time scoring list with 1,300 points, fourth in steals (161), and third in made 3-pointers (197). ... Named All-SEC First Team as a senior after ranking 13th in the league in scoring (15.0 ppg), third in assists (4.8 apg), fifth in made treys per game (2.4) and sixth in steals (1.9 spg). ... Played three seasons in Israel.

Season	GP	FGM-FGA	Pct	3FM-3FGA	PCT	FTM-FTA	Pct	Rebounds	Points
2000-01	23	21-55	.382	6-25	.240	9-14	.643	20-0.9	57-2.5
2001-02	32	126-297	.424	50-136	.368	38-63	.603	91-2.8	340-10.6
2002-03	31	162-346	.468	70-170	.412	60-80	.750	117-3.8	454-14.6
2003-04	30	156-386	.404	71-202	.351	66-89	.742	119-4.0	449-15.0
<b>Totals</b>	<b>116</b>	<b>465-1084</b>	<b>.429</b>	<b>197-533</b>	<b>.370</b>	<b>173-246</b>	<b>.703</b>	<b>347-3.0</b>	<b>1300-11.2</b>

## 1,257 POINTS ● JACK BOULDIN ● 1970-72 ● G ● CINCINNATI, OH



Three-year letterman and senior team captain. ... Third-team All-SEC selection as a sophomore and second-team All-League performer the following season. ... Stands 17th all-time in MSU scoring annals with 1,257 career points and 10th in career scoring average (16.8 ppg). ... Paced Mississippi State in scoring during junior (19.1 ppg) and senior (15.8 ppg) campaigns. ... Team's leading free throw shooter as a sophomore and junior. ... Topped the Bulldogs in assists during each of his three collegiate seasons. ... Ranks sixth in career MSU assists (357) and eighth all-time in free throw percentage (80.8%). ... At one time was listed among the school's top-10 career leaders in field goals made (511) and attempted (1,191).

Season	GP	FGM-FGA	Pct	FTM-FTA	Pct	Rebounds	Points
1969-70	24	152-353	.431	66-76	.868	73-3.0	370-15.4
1970-71	25	190-409	.465	97-117	.829	58-2.3	477-19.1
1971-72	26	169-429	.394	72-98	.735	72-2.8	410-15.8
<b>Totals</b>	<b>75</b>	<b>511-1191</b>	<b>.429</b>	<b>235-291</b>	<b>.808</b>	<b>203-2.7</b>	<b>1257-16.8</b>



# MSU 1,000-POINT CLUB




## 1,245 POINTS ● JERRY GRAVES ● 1959-61 ● F ● LEXINGTON, TN



Two-time All-SEC standout for coach Babe McCarthy's squads. ... Three-year letterwinner who served as team's co-captain during junior and senior campaigns. ... Paced MSU in scoring, rebounding and free throw percentage in 1959-60 and 1960-61. ... Averaged 21.3 points and 10.3 rebounds per game, while shooting a team-best 53.9 percent from the field as a senior. ... No. 18 on Mississippi State's career scoring chart with 1,245 points and eighth in career scoring average (16.8 ppg). ... Ranks seventh all-time in career rebounding average (9.6 rpg) and 10th total rebounds (713). ... Stands third on the Bulldogs' career lists for free throws made (467) and fourth in attempts (587), while ranking 11th in career free throw percentage (79.6%)... Holds MSU's single-game records for most free throws made (21) and attempted (27) against Vanderbilt in 1960-61.

Season	GP	FGM-FGA	Pct	FTM-FTA	Pct	Rebounds	Points
1958-59	24	85-209	.407	78-101	.772	195-8.1	248-10.3
1959-60	25	146-381	.383	173-216	.801	261-10.4	465-18.6
1960-61	25	158-293	.539	216-270	.800	257-10.3	532-21.3
<b>Totals</b>	<b>74</b>	<b>389-883</b>	<b>.441</b>	<b>467-587</b>	<b>.796</b>	<b>713-9.6</b>	<b>1245-16.8</b>

## 1,231 POINTS ● ERICK DAMPIER ● 1994-96 ● C ● NEW HEBRON, MS



Became only the fifth player in MSU history to earn first-team All-SEC honors during back-to-back seasons (1995-96 & 1994-95). ... Helped lead the Bulldogs to three consecutive postseason tournament berths and a three-year composite record of 66-27. ... Ranks 19th on the school's all-time scoring list with 1,231 career points. ... Stands No. 5 on MSU's career rebounding chart with 859 boards and eighth all-time in career rebounding average. ... One of only three Bulldog players to have scored 1,200 or more career points and collected 800 or more career rebounds. ... Averaged 13.2 points, 9.2 rebounds and 2.7 blocks per game during his three-year MSU career... The school's second all-time leading shot-blocker with 249 career blocks. ... Is fourth for most blocks in a season (106 in 1995-96) and fifth in single game (8 vs. BYU and Utah)... Stands fifth all-time on State's career field goal percentage chart (58.7%). ... Had 33 career double-doubles... Picked 10th overall by Indiana in the 1996 NBA Draft... Now in his 13th NBA season and currently playing with Dallas Mavericks.

Season	GP	FGM-FGA	Pct	FTM-FTA	Pct	Rebounds	Points
1993-94	29	133-226	.589	78-159	.491	251-8.7	344-11.9
1994-95	30	153-239	.640	87-146	.596	291-9.7	393-13.1
1995-96	34	195-354	.551	104-170	.612	317-9.3	494-14.5
<b>Totals</b>	<b>93</b>	<b>481-819</b>	<b>.587</b>	<b>269-475</b>	<b>.566</b>	<b>859-9.2</b>	<b>1231-13.2</b>

## 1,219 POINTS ● DAVE WILLIAMS ● 1966-68 ● F/C ● BYRAM, MS



Two-time All-SEC selection for coach Joe Dan Gold. ... Rates as one of only four Mississippi State players to have completed their respective collegiate careers by averaging 10 or more points and 10-plus rebounds. ... Currently tied for 20th (with Leland Mitchell) on the school's career scoring list (1,219 points) and seventh in rebounding with 772 career rebounds. ... Completed his three-year career having averaged 16.0 points and 10.2 rebounds per outing. ... Career rebounding average ranks fifth on MSU's all-time chart. ... Led the Bulldogs in rebounding each of his three seasons, while ranking as the club's top scorer during his sophomore and junior campaigns. ... Finished with 1,163 career field goal attempts, including a school record-tying 33 attempts against Auburn in 1965-66. ... Averaged a career-best 19.7 points as well as 10.2 boards per contest as a sophomore. ... Selected in the eighth round of the 1968 NBA Draft by the Cincinnati Royals, but never played professionally in the NBA.

Season	GP	FGM-FGA	Pct	FTM-FTA	Pct	Rebounds	Points
1965-66	25	212-453	.468	68-95	.716	256-10.2	492-19.7
1966-67	25	146-371	.394	100-143	.699	247-9.9	392-15.7
1967-68	26	134-339	.395	67-102	.657	269-10.3	335-12.9
<b>Totals</b>	<b>76</b>	<b>492-1163</b>	<b>.423</b>	<b>235-340</b>	<b>.691</b>	<b>772-10.2</b>	<b>1219-16.0</b>

## 1,219 POINTS ● LELAND MITCHELL ● 1961-63 ● F ● KILN, MS



Earned first-team All-SEC honors during his junior and senior seasons. ... Helped pace coach Babe McCarthy's clubs to a three-year composite record of 65-13, including three SEC Championships. ... Tied with Dave Williams for 20th place on Mississippi State's career scoring chart with 1,219 points. ... Ranks 11th on the school's career rebounding list with 705 boards, while standing ninth all-time with his 9.0 career rebounding average. ... Topped MSU in scoring and rebounding during his junior and senior campaigns, including career-best scoring (17.1 ppg) and rebounding (9.8 rpg) averages as a senior. ... Ranks 11th on the Bulldogs' all-time list with 285 career free throws made. ... Member of the Mississippi State University Sports Hall of Fame. ... Selected in the second round of the 1963 NBA Draft by the St. Louis Hawks. ... Also signed a pro contact with the NFL's Dallas Cowboys in 1963 before opting to pursue his basketball career. ... Played one season (1967-68), along with former MSU teammate Red Stroud, for Babe McCarthy's New Orleans Buccaneers of the ABA.

Season	GP	FGM-FGA	Pct	FTM-FTA	Pct	Rebounds	Points
1960-61	25	126-313	.403	70-101	.693	210-8.4	322-12.9
1961-62	25	162-408	.397	93-120	.775	222-8.9	417-16.7
1962-63	28	179-408	.439	122-171	.713	273-9.8	480-17.1
<b>Totals</b>	<b>78</b>	<b>467-1129</b>	<b>.414</b>	<b>285-392</b>	<b>.727</b>	<b>705-9.0</b>	<b>1219-15.6</b>

## 1,199 POINTS ● MARIO AUSTIN ● 2001-03 ● F/C ● YORK, AL




Two-time All-SEC performer who helped lead the Bulldogs to a three-year composite record of 66-31, including back-to-back NCAA Tournament appearances, an SEC Western Division championship, an SEC Tournament title, and an NIT quarterfinal-round showing. ... Ranks 22nd on MSU's all-time scoring list with 1,199 career points and 21st with 570 career rebounds. ... Led the Bulldogs and ranked among the SEC's Top 10 leaders in scoring, rebounding and field-goal percentage during both his sophomore and junior campaigns... Collected first-team all-league honors and was a finalist for the John R. Wooden All-American Team as a junior. ... Averaged a career-high 16.1 points per game as a second-team all-SEC selection during his sophomore year. ... Set a new all-time school standard with 51 career charges taken. ... Named a 1999-2000 Mc-Donald's High School All-American. ... Selected 36th overall by the Chicago Bulls in the 2003 NBA Draft. ... Has played professionally in Israel for the past three seasons.

Season	GP	FGM-FGA	Pct	3FM-3FGA	PCT	FTM-FTA	Pct	Rebounds	Points
2000-01	31	99-207	.478	1-5	.200	48-73	.658	112-3.6	246-7.9
2001-02	35	209-375	.557	---	---	146-222	.658	266-7.6	565-16.1
2002-03	25	149-279	.534	5-12	.417	85-128	.664	192-7.7	388-15.5
<b>Totals</b>	<b>91</b>	<b>457-861</b>	<b>.531</b>	<b>6-17</b>	<b>.353</b>	<b>279-423</b>	<b>.660</b>	<b>570-6.3</b>	<b>1199-13.2</b>

# MSU 1,000-POINT CLUB


## 1,168 POINTS ● MARCKELL PATTERSON ● 1999-2002 ● F/G ● EUPORA, MS



Four-year letterwinner for coach Rick Stansbury's Bulldogs, having started 86 of his 122 collegiate contests. ... Helped lead Mississippi State to 79 total wins during his career, including the 2002 SEC Tournament championship and second-round NCAA Tournament appearance, as well as NIT berths during the 2000-01 and 1998-99 campaigns. ... Ranks 23rd on MSU's all-time scoring list with 1,168 career points, while also standing among the school's all-time top-10 leaders in career games played (122) and 11th with 101 three-pointers made. ... Ranked among the team's scoring leaders during his junior (12.2 ppg) and senior (12.3 ppg) campaigns, while also rating among the SEC's free throw percentage leaders as both a junior (79.6%) and senior (77.9%). ... Two-time recipient of MSU's Best Free Throw Percentage Award. ... Totaled 480 rebounds, 210 assists and 103 steals during his career.

Season	GP	FGM-FGA	Pct	3FM-3FGA	PCT	FTM-FTA	Pct	Rebounds	Points
1998-99	28	42-102	.412	6-24	.250	21-31	.677	89-3.2	111-4.0
1999-00	28	89-199	.447	21-64	.328	49-70	.700	108-3.9	248-8.9
2000-01	31	127-275	.462	42-113	.372	82-103	.796	136-4.4	378-12.2
2001-02	35	145-301	.482	32-97	.330	109-140	.779	147-4.2	431-12.3
<b>Totals</b>	<b>122</b>	<b>403-877</b>	<b>.460</b>	<b>101-298</b>	<b>.339</b>	<b>261-344</b>	<b>.759</b>	<b>480-3.9</b>	<b>1168-9.6</b>


## 1,144 POINTS ● GARY HOOKER ● 1976-78 ● F ● MANHATTEN, NY



Tallied 1,144 points, No. 24 all-time in MSU hoops history, during his three-year Mississippi State career. ... Averaged 14.3 points per game, with his personal-best scoring average of 17.7 ppg coming as a freshman. ... Team's third-leading scorer behind Rickey Brown and Ray White during his sophomore and junior seasons. ... Ranks 23rd on the school's all-time list with 564 career rebounds (7.1 rpg). ... Paced the Bulldogs in free throw percentage (80.6%) and steals (47) in 1976-77. ... Ranks among the school's Top 15 career leaders in steals (114) and blocks (65)... Holds single-game school record with eight steals versus Samford and Southwestern Louisiana during freshman season. ... Transferred to Murray State University following his junior campaign. ... Picked in the fourth round (89th selection overall) of the 1980 NBA Draft by the Seattle SuperSonics. ... Never played in the NBA, but did tour professionally with the Harlem Globetrotters.

Season	GP	FGM-FGA	Pct	FTM-FTA	Pct	Rebounds	Points
1975-76	26	186-391	.476	89-124	.718	175-6.7	461-17.7
1976-77	27	146-338	.432	108-134	.806	196-7.3	400-14.8
1977-78	27	120-214	.561	43-62	.694	193-7.1	283-10.5
<b>Totals</b>	<b>80</b>	<b>452-943</b>	<b>.479</b>	<b>240-320</b>	<b>.750</b>	<b>564-7.1</b>	<b>1144-14.3</b>

## 1,136 POINTS ● WILEY PECK ● 1976-79 ● F ● MONTGOMERY, AL



Two-time All-SEC performer who ranks 25th and third, respectively, on the school's career scoring (1,136 points) and rebounding (964) lists. ... Stands seventh all-time among MSU's career field goal percentage leaders (57.8%). ... Led the team in field goal accuracy during each of his four seasons. ... Ranks seventh in career blocks (117). ... Paced the Bulldogs in rebounding during his junior and senior campaigns, topping the SEC in both rebounding (11.3 rpg) and field goal percentage (64.4%) in his final year. ... Stands ninth on MSU's all-time chart with 456 career free throws attempted and 10th with 9.0 career rebounding average. ... Ranks fifth in career minutes played with 3,339. ... The school's only three-time recipient of the prestigious Babe McCarthy Memorial Award, given annually to the Bulldog player who best exemplifies the highest traits of character, leadership, desire and hustle. ... Served as team co-captain during each of his final three MSU seasons. ... Selected in the first round (19th pick overall) of the 1979 NBA Draft by the San Antonio Spurs.

Season	GP	FGM-FGA	Pct	FTM-FTA	Pct	Rebounds	Points
1975-76	25	83-154	.539	26-55	.473	169-6.8	192-7.7
1976-77	27	104-195	.533	68-114	.596	250-9.3	276-10.2
1977-78	27	98-171	.573	65-129	.504	228-8.4	261-9.7
1978-79	28	154-239	.644	99-158	.627	317-11.3	407-14.5
<b>Totals</b>	<b>107</b>	<b>439-759</b>	<b>.578</b>	<b>258-456</b>	<b>.566</b>	<b>964-9.0</b>	<b>1136-10.6</b>

## 1,123 POINTS ● GREG CARTER ● 1988-91 ● F ● FOREST, MS



Former Bulldog standout who then served a seven-year stint (1994-2001) on the MSU coaching staff. ... Presently ranks 26th on Mississippi State's all-time scoring chart with 1,123 career points. ... Stands 18th all-time with 611 career rebounds. ... Improved his scoring and rebounding averages every season during his collegiate career. ... Ranks among MSU's career leaders in steals (115) and blocks (53). ... Started 101 contests during his 114-game career, including all 59 games of his junior and senior campaigns combined. ... Paced the 1990-91 SEC co-champion Bulldogs in rebounding (7.8 rpg) and field goal percentage (56.5%) en route to claiming first-team All-SEC plaudits. ... Also voted to the 1990-91 All-SEC Defensive Team. ... Two-time recipient of the club's Best Defensive Player award. ... Led MSU in free throw percentage (82.9%) as a junior. ... Recipient of the team's Babe McCarthy Memorial Award as a senior.

Season	GP	FGM-FGA	Pct	3FM-3FGA	PCT	FTM-FTA	Pct	Rebounds	Points
1987-88	27	59-130	.454	8-23	.348	14-23	.609	83-3.1	140-5.2
1988-89	28	66-137	.482	5-18	.278	11-15	.733	98-3.5	148-5.3
1989-90	30	140-252	.556	17-41	.415	92-111	.829	204-6.8	389-13.0
1990-91	29	170-301	.565	10-36	.278	96-121	.793	226-7.8	446-15.4
<b>Totals</b>	<b>114</b>	<b>435-820</b>	<b>.531</b>	<b>40-118</b>	<b>.339</b>	<b>213-270</b>	<b>.789</b>	<b>611-5.4</b>	<b>1123-9.9</b>

## 1,119 POINTS ● TYRONE WASHINGTON ● 1996-99 ● C ● INDIANOLA, MS



Two-time All-SEC performer for the Bulldogs. ... Helped pace Mississippi State to 73 wins during his four-year career, including an NCAA Final Four appearance in 1995-96 and an NIT berth in 1998-99. ... Ranks 27th on MSU's all-time scoring chart (1,119 career points), fifth in career rebounding (847) and third in career blocks (198). ... Stands as one of only five Bulldog players in school history to score 1,000 or more career points and collect 800 or more career rebounds. ... Rates tied for second all-time (with Tang Hamilton) by having appeared in 123 career MSU games. ... Started 92 consecutive games in which he played spanning his sophomore, junior and senior seasons. ... Ranked among the SEC's top-20 statistical leaders in scoring, rebounding and blocks during his junior and senior campaigns. ... Led MSU in rebounding and blocks three straight years. ... Paced State in scoring as a senior. ... Picked in the second round of the 1999 NBA Draft.

Season	GP	FGM-FGA	Pct	FTM-FTA	Pct	Rebounds	Points
1995-96	31	22-54	.407	12-20	.600	64-2.1	56-1.8
1996-97	30	103-241	.427	64-89	.719	237-7.9	270-9.0
1997-98	29	147-277	.531	79-131	.603	269-9.3	373-12.9
1998-99	33	158-315	.502	104-160	.650	277-8.4	420-12.7
<b>Totals</b>	<b>123</b>	<b>430-887</b>	<b>.485</b>	<b>259-400</b>	<b>.648</b>	<b>847-6.9</b>	<b>1119-9.1</b>



# MSU 1,000-POINT CLUB


## 1,116 POINTS ● W.D. "RED" STROUD ● 1961-63 ● G ● FOREST, MS



Collected All-SEC honors during each of his three collegiate seasons, helping pace coach Babe McCarthy's MSU squads to a three-year composite record of 65-13 and a trio of Southeastern Conference basketball titles. ... Earned third-team all-league plaudits as a sophomore prior to be named first-team All-SEC during junior and senior campaigns. ... Garnered All-America status as a junior... Stands No. 28 on the school's all-time scoring chart with 1,116 career points. ... Ranks fourth in career free throw percentage (82.5%), pacing the Bulldogs in accuracy from the line during junior and senior years. ... Stands 11th on State's all-time chart with 296 career free throws made. ... Competed on MSU's first-ever NCAA Tournament team in 1963. ... Member of the MSU and Mississippi Sports Halls of Fame. ... Selected in the fifth round (45th pick overall) in the 1963 NBA Draft by the Boston Celtics. ... Later teamed with former MSU standout Leland Mitchell on the McCarthy-coached 1967-68 New Orleans Buccaneers club of the ABA.

Season	GP	FGM-FGA	Pct	FTM-FTA	Pct	Rebounds	Points
1960-61	24	119-243	.490	60-84	.714	67-2.8	298-12.4
1961-62	25	141-314	.449	116-137	.847	42-1.7	398-15.9
1962-63	25	150-348	.431	120-138	.870	90-3.6	420-16.8
<b>Totals</b>	<b>74</b>	<b>410-905</b>	<b>.453</b>	<b>296-359</b>	<b>.825</b>	<b>199-2.7</b>	<b>1116-15.1</b>

## 1,079 POINTS ● LARRY FRY ● 1973-75 ● F ● LEXINGTON, TN



Consistent Bulldog performer who presently ranks 29th and 18th, respectively, on the school's career scoring (1,079) and rebounding (628) lists. ... One of 12 Bulldog players to have scored 1,000 or more career points and collected 600 or more career rebounds. ... Stands ninth all-time in school hoops history with career shooting percentage of 56.6 percent from the field. ... Averaged 13.8 points and 8.1 boards per contest throughout his three years at Mississippi State. ... Posted career-best averages (15.5 ppg & 8.8 rpg) during his senior campaign. ... Paced MSU in rebounding (7.7 rpg) and field goal percentage (52.1%) as a sophomore. ... Shot 60.5 percent and a team-leading 57.2 percent from the field during his junior and senior years, respectively. ... Originally hails from Lexington, Tenn., the same hometown as fellow Mississippi State 1,000-point scorer Jerry Graves.

Season	GP	FGM-FGA	Pct	FTM-FTA	Pct	Rebounds	Points
1972-73	26	123-236	.521	79-106	.745	200-7.7	325-12.5
1973-74	26	141-233	.605	68-100	.680	200-7.7	350-13.5
1974-75	26	167-292	.572	70-113	.619	228-8.8	404-15.5
<b>Totals</b>	<b>78</b>	<b>431-761</b>	<b>.566</b>	<b>217-319</b>	<b>.680</b>	<b>628-8.1</b>	<b>1079-13.8</b>


## 1,048 POINTS ● LAWRENCE ROBERTS ● 2004-05 ● F ● HOUSTON, TX



Twice earned first-team All-SEC honors for the Bulldogs after transferring from Baylor University. ... Became MSU's first consensus first-team All-American since Bailey Howell and collected SEC Player of the Year plaudits as a junior in his first State season ... Recipient of the inaugural Cellular South Howell Trophy as the state's top college basketball player as a senior. ... Became just the fourth player in school history to average a double-double for his career, averaging 16.9 points and 10.5 rebounds per game during his two-year, 62-game MSU career to rank seventh and third all-time, respectively, on the school's career charts... Stands 30th on MSU's all-time scoring chart with 1,048 career points, becoming just the third State player to reach 1,000 points in two seasons. ... Ranks 17th on State's all-time list with 654 career rebounds. ... Totaled 1,942 points (16.5 ppg), 1,172 rebounds (9.9 rpg) and 58 double-doubles (36 at MSU) for his four-year college career. ... Selected in the second round of the 2005 NBA Draft and played two seasons with the Memphis Grizzlies.

Season	GP	FGM-FGA	Pct	3FM-3FGA	PCT	FTM-FTA	Pct	Rebounds	Points
2003-04	30	175-337	.519	12-40	.300	144-227	.634	303-10.1	506-16.9
2004-05	32	171-382	.448	12-41	.293	188-288	.653	351-11.0	542-16.9
<b>Totals</b>	<b>62</b>	<b>346-719</b>	<b>.481</b>	<b>24-81</b>	<b>.296</b>	<b>332-515</b>	<b>.645</b>	<b>654-10.5</b>	<b>1048-16.9</b>

## 1,042 POINTS ● GREG LOCKHART ● 1986-89 ● G ● MEMPHIS, TN



Four-year letterman who played for coaches Bob Boyd and Richard Williams at MSU. ... Currently ranks 31st on Mississippi State's career scoring chart with 1,042 points. ... Best year came as a senior when he averaged 13.7 points per contest... Paced 1987-88 Bulldog contingent with 9.9 ppg scoring average. ... Played in exactly 100 games as a collegian, averaging 10.4 points per outing during his career. ... Ranks among the school's top-15 career leaders in assists (285) and steals (122). ... Topped the team in both assists and steals during each of his final two MSU seasons. ... Owns a 76.9 career shooting percentage from the charity line. ... Led the Bulldogs in accuracy from the stripe during freshman (82.0%) and junior (72.9%) campaigns. ... Two-time recipient of the team's Best Defensive Player award. ... Voted to the 1985-86 SEC All-Freshman Team.

Season	GP	FGM-FGA	Pct	3FM-3FGA	PCT	FTM-FTA	Pct	Rebounds	Points
1985-86	30	107-257	.416	---	---	50-61	.820	37-1.2	264-8.8
1986-87	13	45-115	.391	3-17	.176	14-21	.667	25-1.9	107-8.2
1987-88	29	104-258	.403	9-35	.257	70-96	.729	85-2.9	287-9.9
1988-89	28	142-304	.467	18-46	.391	82-103	.796	88-3.1	384-13.7
<b>Totals</b>	<b>100</b>	<b>398-934</b>	<b>.426</b>	<b>30-98</b>	<b>.306</b>	<b>216-281</b>	<b>.769</b>	<b>235-2.4</b>	<b>1042-10.4</b>

# MSU 1,000-POINT CLUB



*Last season as a senior, Jarvis Varnado became the 31st player at MSU to score 1,000 points for a career.*

## 1,000-POINT CLUB

*Senior Ravern Johnson needs just 32 more points this year to become the newest member of the 1,000-point club.*



## 1,000-POINT CLUB

## 1,000-POINT CLUB



*Junior Dee Bost is only 140 points shy of the exclusive 1,000-point club.*





# MISSISSIPPI STATE HISTORY



# BULLDOG HONOR ROLL



Bailey Howell



Lawrence Roberts



Jarvis Varnado



Leland Mitchell



Chuck Evans



Mario Austin

## MSU ALL-AMERICANS

- |   |   |  |
|---|---|--|
| 1956-57: Jim Ashmore (3rd Team AP & UPI; 2nd Team Converse; 1st Team Helms Foundation)  | • | 1992-93: Chuck Evans (Honorable Mention UPI)   |
| 1957-58: Bailey Howell (Consensus 2nd Team)   | • | 1994-95: Erick Dampier (Honorable Mention AP)  |
| 1958-59: Bailey Howell (Consensus 1st Team)   | • | 1995-96: Erick Dampier (Honorable Mention AP)  |
| 1961-62: Red Stroud (2nd Team Converse; 3rd Team Helms; 1st Team Coach & Athlete)       | • | 2002-03: Mario Austin (5th Team Foxsports.com; Honorable Mention AP)   |
| 1962-63: Red Stroud (2nd Team Converse)   | • | 2003-04: Lawrence Roberts (Consensus 1st Team)   |
| 1962-63: Leland Mitchell (Honorable Mention Converse)                                   | • | 2004-05: Lawrence Roberts (Honorable Mention AP)   |
| 1979-80: Rickey Brown (Citizen Savings Athletic Foundation)                             | • | 2006-07: Jamont Gordon (3rd Team Rivals.com)   |
| 1982-83: Jeff Malone (1st Team Sporting News; 3rd Team NABC; 5th Team Basketball Times) | • | 2007-08: Jamont Gordon (2nd Team Scout.com; 6th team ESPN.com)   |
| 1990-91: Greg Carter (Honorable Mention AP)   | • | 2008-09: Jarvis Varnado (Honorable Mention AP; CollegeInsider.com); Dee Bost (Honorable Mention Freshman CollegeHoops.net) |

### ALL-SEC

- |   |   |   |
|---|---|---|
| 1949-50: Herb Hargett (2nd AP)                  | • | 1990-91: Cameron Burns (1st AP, 2nd UPI, Coach)   |
| 1950-51: Herb Hargett (2nd AP)                  | • | Greg Carter (1st AP & UPI, Coaches)               |
| 1951-52: Coyte Vance (2nd AP)                   | • | 1991-92: Tony Watts (2nd AP, Coaches)             |
| 1952-53: Gerald Caveness (2nd AP)               | • | Chuck Evans (3rd AP)                              |
| 1953-54: Gerald Caveness (3rd AP)               | • | 1992-93: Chuck Evans (2nd AP, Coaches)            |
| 1954-55: Jim Ashmore (2nd AP)                   | • | 1993-94: Erick Dampier (2nd AP & Coaches)         |
| 1955-56: Jim Ashmore (1st AP & Coaches)         | • | Darryl Wilson (3rd AP)                            |
| 1956-57: Jim Ashmore (1st AP & Coaches)         | • | 1994-95: Erick Dampier (1st AP & Coaches)         |
| Bailey Howell (1st AP & Coaches)                | • | Darryl Wilson (2nd AP & Coaches)                  |
| 1957-58: Bailey Howell (1st AP, Coaches)        | • | Marcus Grant (3rd Coaches)                        |
| 1958-59: Bailey Howell (1st AP, Coaches)        | • | 1995-96: Erick Dampier (1st AP & Coaches)         |
| 1959-60: Jerry Graves (2nd AP, Coaches)         | • | Darryl Wilson (1st Coaches, 2nd AP)               |
| Charles Hull (3rd AP)                           | • | 1996-97: Horatio Webster (2nd AP & Coaches)       |
| 1960-61: Jerry Graves (1st AP, Coaches)         | • | 1997-98: Horatio Webster (1st Coach, 2nd AP)      |
| W.D. "Red" Stroud (3rd AP)                      | • | Tyrone Washington (3rd AP & Coach)                |
| 1961-62: Leland Mitchell (1st AP, Coaches)      | • | 1998-99: Tyrone Washington (2nd AP, 3rd Coach es) |
| W.D. "Red" Stroud (1st AP, Coaches)             | • | 1999-00: Robert Jackson (3rd Coaches)             |
| 1962-63: Leland Mitchell (1st AP, Coaches)      | • | 2001-02: Mario Austin (2nd AP & Coaches)          |
| W.D. "Red" Stroud (1st AP, Coaches)             | • | Derrick Zimmerman (3rd AP)                        |
| Joe Dan Gold (3rd AP, Coaches)                  | • | 2002-03: Mario Austin (1st AP & Coaches)          |
| 1963-64: Doug Hutton (3rd AP)                   | • | Timmy Bowers (3rd AP)                             |
| 1965-66: Dave Williams (2nd AP & UPI, Coach)    | • | Derrick Zimmerman (3rd AP)                        |
| Gary Washington (Hon. Mention AP)               | • | 2003-04: Timmy Bowers (1st AP & Coaches)          |
| 1966-67: Dave Williams (1st UPI, 2nd AP)        | • | Lawrence Roberts (1st AP & Coach)                 |
| 1967-68: Tom Payne (2nd AP, 3rd UPI)            | • | Lawrence Roberts (1st AP & Coach)                 |
| 1969-70: Jack Bouldin (3rd AP)                  | • | Shane Power (2nd Coaches)                         |
| 1970-71: Jack Bouldin (2nd AP & UPI, Coach)     | • | 2004-05: Charles Rhodes (2nd AP & Coaches)        |
| 1972-73: Rich Knarr (3rd AP & UPI)              | • | 2005-06: Jamont Gordon (1st Coach & 2nd AP)       |
| 1973-74: Jerry Jenkins (3rd AP, Coaches)        | • | Charles Rhodes (2nd Coaches)                      |
| 1974-75: Jerry Jenkins (2nd AP, 3rd UPI, Coach) | • | 2006-07: Jamont Gordon (1st Coach & 1st AP)       |
| 1975-76: Ray White (3rd AP & UPI, Coaches)      | • | Charles Rhodes (1st Coach & 2nd AP)               |
| 1976-77: Rickey Brown (2nd AP & UPI, Coach)     | • | Jarvis Varnado (Honorable Men. AP)                |
| 1977-78: Wiley Peck (2nd AP)                    | • | 2007-08: Jarvis Varnado (1st Coach & 1st AP)      |
| Ray White (2nd AP, 3rd UPI, Coach)              | • | 2008-09: Jarvis Varnado (1st Coach & 1st AP)      |
| Rickey Brown (2nd UPI, 3rd AP)                  | • | 2009-10: Jarvis Varnado (1st Coach & 1st AP)      |
| 1978-79: Wiley Peck (2nd AP & UPI, Coaches)     | • | Dee Bost (2nd Coach & HM AP)                      |
| Ray White (2nd AP & UPI, Coaches)               | • |   |
| Greg Grim (3rd AP)                              | • |   |
| 1979-80: Rickey Brown (1st AP & UPI, Coach)     | • |   |
| 1980-81: Jeff Malone (2nd AP, 3rd UPI, Coach)   | • |   |
| 1981-82: Jeff Malone (2nd AP, 3rd UPI, Coach)   | • |   |
| 1982-83: Jeff Malone (1st AP & UPI, Coaches)    | • |   |
| 1984-85: Ken Harvey (3rd AP & UPI, Coaches)     | • |   |
| 1988-89: Cameron Burns (3rd AP & UPI, Coach)    | • |   |
| 1989-90: Cameron Burns (2nd AP & UPI, Coach)    | • |   |
| Greg Carter (3rd AP)                            | • |   |

### SEC COACH OF THE YEAR

- |  |
|--|
| 1960-61: Babe McCarthy (AP)              |
| 1961-62: Babe McCarthy (AP)              |
| 1962-63: Babe McCarthy (AP)              |
| 1970-71: Kermit Davis (AP)               |
| 1977-78: Ron Greene (AP, UPI)            |
| 1984-85: Bob Boyd (AP, UPI)              |
| 1990-91: Richard Williams (UPI, Coaches) |
| 1994-95: Richard Williams (AP, Coaches)  |
| 2003-04: Rick Stansbury (AP)             |

### SEC PLAYER OF THE YEAR

- |  |
|--|
| 1956-57: Jim Ashmore (AP players poll)                 |
| 1957-58: Bailey Howell (AP players poll, United Press) |
| 1958-59: Bailey Howell (AP players poll)               |
| 1961-62: W.D. "Red" Stroud (AP poll)                   |
| 1982-83: Jeff Malone (UPI)                             |
| 2003-04: Lawrence Roberts (AP, Coaches)                |

### SEC NEWCOMER OF THE YEAR

- |                                |
|--------------------------------|
| 1996-97: Horatio Webster (AP)  |
| 2003-04: Lawrence Roberts (AP) |

### SEC DEFENSIVE PLAYER OF THE YEAR

- |  |
|--|
| 1961-62: Jack Berkshire                  |
| 2007-08: Jarvis Varnado (Unanimous pick) |
| 2008-09: Jarvis Varnado                  |
| 2009-10: Jarvis Varnado                  |

### SEC ALL-FRESHMAN

- |   |
|---|
| 1985-86: Greg Lockhart                  |
| 1988-89: Tony Watts                     |
| 1993-94: Erick Dampier (Unanimous pick) |
| 2003-04: Gary Ervin (Unanimous pick)    |
| 2005-06: Jamont Gordon (Unanimous pick) |
| 2006-07: Ben Hansbrough; Barry Stewart  |
| 2008-09: Dee Bost                       |

### SEC ALL-DEFENSIVE TEAM

- |                                   |
|-----------------------------------|
| 1990-91: Greg Carter (Coaches)    |
| 2007-08: Jarvis Varnado (Coaches) |
| 2008-09: Jarvis Varnado (Coaches) |
| 2009-10: Jarvis Varnado (Coaches) |

### SEC SCHOLAR-ATHLETE OF THE YEAR

- |                      |
|----------------------|
| 2003-04: Shane Power |
|----------------------|





## SEC PLAYER OF WEEK

- 2-3-91: Greg Carter
- 3-3-91: Greg Carter
- 2-17-92: Tony Watts
- 1-17-94: Erick Dampier
- 1-9-95: Erick Dampier
- 2-6-95: Darryl Wilson
- 12-4-95: Erick Dampier
- 1-8-96: Darryl Wilson
- 2-12-96: Darryl Wilson
- 1-4-98: Tyrone Washington
- 2-7-99: Detrick White
- 1-1-01: Antonio Jackson
- 1-7-02: Mario Austin
- 3-4-02: Mario Austin
- 12-15-02: Mario Austin
- 11-24-03: Lawrence Roberts
- 2-16-04: Lawrence Roberts
- 3-8-04: Timmy Bowers
- 12-27-04: Lawrence Roberts
- 1-3-05: Lawrence Roberts
- 12-31-07: Barry Stewart
- 1-21-08: Jamont Gordon
- 3-3-08: Charles Rhodes
- 11-24-08: Jarvis Varnado
- 12-14-09: Ravern Johnson
- 1-18-10: Jarvis Varnado
- 3-1-10: Jarvis Varnado

## SEC ROOKIE OF THE WEEK

- 1-11-88: Carl Nichols
- 1-23-89: Tony Watts
- 2-6-89: Cameron Burns
- 2-20-89: Cameron Burns
- 3-9-92: Johnny Walker

## SEC FRESHMAN OF THE WEEK

- 12-5-05: Jamont Gordon
- 12-26-05: Jamont Gordon
- 2-6-06: Jamont Gordon
- 3-6-06: Jamont Gordon
- 12-4-06: Ben Hansbrough
- 1-15-07: Barry Stewart
- 1-22-07: Barry Stewart
- 1-12-09: Dee Bost
- 2-9-09: Dee Bost

## SEC ACADEMIC HONOR ROLL

- 1962-63: Joe Dan Gold, Physical Education
- 1963-64: Aubrey Nichols, Pre-Law (2nd Team)
- 1966-67: John Sapen, Mathematics  
Herb Biggs, Political Science (HM)
- 1968-69: Chuck Wade, Education
- 1970-71: Johnny Pearson, Pol. Science (2nd T)
- 1971-72: Jeff Watkins, Mech. Engineering  
Johnny Pearson, Business (HM)
- 1972-73: Terry Kusnierz, Education
- 1973-74: Bill Singletary, Business  
Rich Knarr, Physical Education  
Jeff Stroman, Business (2nd Team)  
Terry Kusnierz, Phys. Education (HM)
- 1974-75: Jeff Stroman, Accounting (2nd Team)
- 1975-76: Rich Knarr, Physical Education  
Joe Dean, Education (2nd Team)  
Jeff Stroman, Accounting (2nd Team)
- 1979-80: Tom Schuberth, Physical Education
- 1986-87: Mark Peters, Chemical Engineering
- 1988-89: Carl Nichols, Computer Engineering
- 1989-90: Carl Nichols, Business Accounting  
Cameron Burns, Physical Education
- 1990-91: Carl Nichols, Accounting  
Brad Smith, Undecided
- 1992-93: Orien Watson, Fitness Management  
Marcus Grant, Communication
- 1993-94: David Domingue, Communication  
Marcus Grant, Communication
- 1994-95: Marcus Grant, Communication  
Whit Hughes, Pre-Accountancy  
Russell Walters, Poultry Science  
Jay Walton, Communication
- 1995-96: Erick Dampier, Teaching & Coaching  
Whit Hughes, Marketing  
Jay Walton, MBA  
Bubba Wilson, Interdiscipline Studies

- 1996-97: McKie Edmonson, Accounting  
Whit Hughes, Marketing  
Bart Hyche, General Business Admin.
- 1997-98: McKie Edmonson, Accounting  
Whit Hughes, MBA  
Bart Hyche, Marketing  
David Redding, Educ. Psychology
- 1998-99: Bart Hyche, Marketing  
Tyrone Washington, Gen. Bus. Ad.  
Detrick White, Interdiscipline Studies
- 2000-01: T.J. Billups, Sports Communication  
Ward Griffith, Teaching/Coaching  
Robert Jackson, Teaching/Coaching  
Corey Stidham, Teaching/Coaching
- 2001-02: Guy Gardner, Secondary Education
- 2002-03: Roy Goffer, Business Info. Systems  
Michal Ignerski, Fitness Management  
Wesley Morgan, Sports Comm.  
Corey Stidham, Teaching/Coaching
- 2003-04: Michael Boler, Biological Sciences  
Dennis Buse, Mktg./Sports Admin.  
Wesley Morgan, Sports Comm.  
Shane Power, Sports Communication
- 2004-05: Billy Begley, Business Management  
Michael Boler, Biological Sciences  
Wesley Morgan, Physical Education  
Shane Power, Sports Administration  
Piotr Stelmach, Physical Education
- 2005-06: Billy Begley, Business Management  
Michael Boler, Biological Sciences  
Wesley Morgan, Communication  
Piotr Stelmach, Physical Education
- 2006-07: Billy Begley, Business Management  
Piotr Stelmach, Physical Education
- 2007-08: Billy Begley, Business Management  
Joseph Iupe, Accounting
- 2008-09: Riley Benock, Physical Education  
Brandon Bolen, Economics  
Taylor Luczak, Political Science
- 2009-10: Riley Benock, Physical Education  
Twany Beckham, Business  
Brandon Bolen, Economics  
Taylor Luczak, Political Science

## SEC FRESHMAN

### ACADEMIC HONOR ROLL

- 2002-03: Stephen Cowherd
- 2003-04: Billy Begley  
Piotr Stelmach
- 2006-07: Joseph Iupe
- 2007-08: Riley Benock
- 2008-09: Romero Osby  
Twany Beckham

### SEC ALL-TOURNAMENT TEAM

- 1933: Frank Waits (1st Team)  
Buford Taylor (2nd Team)  
George Pillow (2nd Team)
- 1943: Eugene Bledsoe (1st Team)
- 1950: Willard Daley (2nd Team)
- 1951: Herb Hargett (2nd Team)
- 1952: Coyte Vance (2nd Team)
- 1983: Jeff Malone
- 1986: Chauncey Robinson
- 1996: Dontae' Jones (MVP), Darryl Wilson
- 1999: Detrick White
- 2002: Mario Austin (MVP)  
Derrick Zimmerman  
Timmy Bowers, Derrick Zimmerman  
Jarvis Varnado (MVP), Barry Stewart
- 2003: Jarvis Varnado
- 2009: Jarvis Varnado, Barry Stewart
- 2010: Jarvis Varnado, Barry Stewart

### Southern Conference

#### All-Tournament Team

- 1923: K.P. Gatchell  
H.G. Perkins
- 1924: K.P. Gatchell
- 1926: H.L. Stone (1st Team)

### NCAA TOURNAMENT

#### ALL-REGIONAL TEAM

- 1963: Leland Mitchell (Midwest Regional)
- 1996: Dontae' Jones (Southeast Reg. MVP)  
Erick Dampier (Southeast Regional)  
Darryl Wilson (Southeast Regional)

## NIT ALL-TOURNAMENT TEAM

- 2007: Jamont Gordon

## NABC ALL-DISTRICT TEAM

- 1951-52: Coyte Vance (Honorable Mention)
- 1956-57: Jim Ashmore
- 1957-58: Bailey Howell (1st Team)
- 1958-59: Bailey Howell (1st Team)
- 1960-61: Jerry Graves (2nd Team)
- 1961-62: Red Stroud (2nd Team)  
Leland Mitchell (3rd Team)
- 1962-63: Red Stroud (1st Team)  
Leland Mitchell (2nd Team)
- 1978-79: Ray White (1st Team)  
Wiley Peck (2nd Team)  
Rickey Brown (2nd Team)
- 1979-80: Rickey Brown (1st Team)
- 1980-81: Jeff Malone (2nd Team)
- 1981-82: Jeff Malone (1st Team)
- 1982-83: Jeff Malone (1st Team)
- 1988-89: Cameron Burns (2nd Team)
- 1990-91: Cameron Burns (1st Team)  
Greg Carter (2nd Team)  
Richard Williams (Coach of the Year)
- 1993-94: Erick Dampier (2nd Team)
- 1994-95: Erick Dampier (1st Team)  
Darryl Wilson (2nd Team)  
Richard Williams (Coach of the Year)
- 1995-96: Erick Dampier (1st Team)  
Darryl Wilson (1st Team)
- 1996-97: Horatio Webster (2nd Team)
- 1997-98: Horatio Webster (1st Team)
- 1998-99: Tyrone Washington (2nd Team)
- 2001-02: Mario Austin (2nd Team)
- 2002-03: Mario Austin (1st Team)
- 2003-04: Lawrence Roberts (1st Team)  
Timmy Bowers (2nd Team)  
Rick Stansbury (Coach of the Year)
- 2004-05: Lawrence Roberts (1st Team)
- 2006-07: Jamont Gordon (2nd Team)
- 2007-08: Jamont Gordon (1st Team)  
Charles Rhodes (2nd Team)
- 2008-09: Jarvis Varnado (2nd Team)
- 2009-10: Jarvis Varnado (1st Team\_

## USBWA ALL-DISTRICT TEAM

- 1990-91: Cameron Burns  
Richard Williams (Coach of the Year)
- 1993-94: Erick Dampier
- 1994-95: Erick Dampier  
Darryl Wilson  
Richard Williams (Coach of the Year)
- 1995-96: Erick Dampier
- 1996-97: Horatio Webster
- 1997-98: Horatio Webster
- 2001-02: Mario Austin
- 2002-03: Mario Austin
- 2003-04: Lawrence Roberts  
Timmy Bowers  
Rick Stansbury (Coach of the Year)
- 2004-05: Lawrence Roberts
- 2007-08: Jamont Gordon
- 2008-09: Jarvis Varnado
- 2009-10: Jarvis Varnado

## SPORTING NEWS

### TOP DEFENSIVE PLAYER

- 2009-10: Jarvis Varnado

### NABC DEFENSIVE PLAYER OF THE YEAR

- 2009-10: Jarvis Varnado

### LEFTY DRIESSELL AWARD

- 2009-10: Jarvis Varnado

### COLLEGEINSIDER.COM

#### SEC MVP

- 2009-10: Jarvis Varnado




# BULLDOGS IN THE



**Bailey  
HOWELL**

**Jeff  
MALONE**



**Lawrence  
ROBERTS**



## BAILEY HOWELL'S CAREER NBA STATISTICS

Season	Team	GP	Mins	FGM-FGA	Pct	FTM-FTA	Pct	Rebounds	Ast	Points
1959-60	Detroit	75	2346	510-1119	.456	312-422	.739	790-10.5	63	1332-17.8
1960-61	Detroit	77	2952	607-1293	.469	601-798	.753	1111-14.4	196	1815-23.6
1961-62	Detroit	79	2857	553-1193	.464	470-612	.768	996-12.6	186	1576-19.9
1962-63	Detroit	79	2971	637-1235	.516	519-650	.798	910-11.5	232	1793-22.7
1963-64	Detroit	77	2700	598-1267	.472	470-581	.809	776-10.1	205	1666-21.6
1964-65	Baltimore	80	2975	515-1040	.495	504-629	.801	869-10.9	208	1534-19.2
1965-66	Baltimore	78	2328	481-986	.488	402-551	.730	773-9.9	155	1364-17.5
1966-67	Boston	81	2503	636-1242	.512	349-471	.741	677-8.4	103	1621-20.0
1967-68	Boston	82	2801	643-1336	.481	335-461	.727	805-9.8	133	1621-19.8
1968-69	Boston	78	2527	612-1257	.487	313-426	.735	685-8.8	137	1537-19.7
1969-70	Boston	82	2078	399-931	.429	235-308	.763	550-6.7	120	1033-12.6
1970-71	Philadelphia	82	1589	324-686	.472	230-315	.730	441-5.4	115	878-10.7
<b>12-Year Totals</b>		<b>950</b>	<b>30627</b>	<b>6515-13585</b>	<b>.480</b>	<b>4740-6224</b>	<b>.762</b>	<b>9383-9.9</b>	<b>1853</b>	<b>17770-18.7</b>

## JEFF MALONE'S CAREER NBA STATISTICS

Season	Team	GP	Mins	FGM-FGA	Pct	3GM-3GA	Pct	FTM-FTA	Pct	Rebounds	Ast	BS	Stl	Points
1983-84	Wash	81	1976	408-918	.444	24-74	.324	142-172	.826	155-1.9	151	13	23	982-12.1
1984-85	Wash	76	2613	605-1213	.499	15-72	.208	211-250	.844	206-2.7	184	9	52	1436-18.9
1985-86	Wash	80	2992	735-1522	.483	3-17	.176	322-371	.868	288-3.6	191	12	70	1795-22.4
1986-87	Wash	80	2763	689-1509	.457	4-26	.154	376-425	.885	218-2.7	298	13	75	1758-22.0
1987-88	Wash	80	2655	648-1360	.476	10-24	.417	335-380	.882	206-2.6	237	13	51	1641-20.5
1988-89	Wash	76	2418	677-1410	.480	1-19	.053	296-340	.871	179-2.4	219	14	39	1651-21.7
1989-90	Wash	75	2567	781-1592	.491	1-6	.167	257-293	.877	206-2.7	243	6	48	1820-24.3
1990-91	Utah	69	2466	525-1034	.508	1-6	.167	231-252	.917	206-3.0	143	6	50	1282-18.6
1991-92	Utah	81	2922	691-1353	.511	1-12	.083	256-285	.898	233-2.9	180	5	56	1639-20.2
1992-93	Utah	79	2558	595-1205	.494	3-9	.333	236-277	.852	173-2.2	128	4	42	1429-18.1
1993-94	Ut/Phil	77	2560	525-1081	.486	7-12	.583	205-247	.830	199-2.6	125	5	40	1262-16.4
1994-95	Phil	19	660	144-284	.507	11-28	.393	51-59	.864	55-2.9	29	0	15	350-18.4
1995-96	Phil/Mia	32	510	76-193	.394	5-16	.313	29-32	.906	40-1.3	26	0	16	186-5.8
<b>13-Year Totals</b>		<b>905</b>	<b>29660</b>	<b>7099-14674</b>	<b>.484</b>	<b>86-321</b>	<b>.268</b>	<b>2947-3383</b>	<b>.871</b>	<b>2364-2.6</b>	<b>2154</b>	<b>100</b>	<b>577</b>	<b>17231-19.0</b>






**Erick DAMPIER**

**Rickey BROWN**



**Wiley PECK**



**Dontae JONES**



## BULLDOGS IN THE NBA DRAFT

Name, Position	Year	Team	Selection
Herb Hargett, G	1951	Fort Wayne Pistons	4th
Coyte Vance, G	1952	Milwaukee Hawks	9th
Jim Ashmore, G	1957	Boston Celtics	4th (32nd)
Bailey Howell, C	1959	Detroit Pistons	1st (2nd)
Jerry Graves, F	1961	Chicago Packers	2nd (19th)
Leland Mitchell, F	1963	St. Louis Hawks	2nd (15th)
W.D. "Red" Stroud, G	1963	Boston Celtics	5th (45th)
Dave Williams, F-C	1968	Cincinnati Royals	8th (97th)
Wiley Peck, F	1979	San Antonio Spurs	1st (19th)
Ray White, G	1979	Atlanta Hawks	4th (79th)
Rickey Brown, F-C	1980	Golden St. Warriors	1st (13th)
Gary Hooker, F	1980	Seattle SuperSonics	4th (89th)
Jeff Malone, G	1983	Washington Bullets	1st (10th)
Kalpatrick Wells, C	1983	Philadelphia 76ers	4th (74th)
Terry Lewis, G-F	1983	Los Angeles Lakers	4th (92nd)
Chauncey Robinson, F	1986	Detroit Pistons	4th (86th)
Erick Dampier, C	1996	Indiana Pacers	1st (10th)
Dontae' Jones, F	1996	New York Knicks	1st (21st)
Tyrone Washington, C	1999	Houston Rockets	2nd (44th)
Mario Austin, F	2003	Chicago Bulls	2nd (36th)
Derrick Zimmerman, G	2003	Golden State Warriors	2nd (40th)
Lawrence Roberts, F	2005	Seattle SuperSonics	2nd (55th)
Jarvis Varnado, F	2010	Miami Heat	2nd (41st)

### ERICK DAMPIER'S CAREER NBA STATISTICS

Season	Team	GP	Mins	FGM-FGA	Pct	3GM-3GA	Pct	FTM-FTA	Pct	Rebounds	Ast	BS	Stl	Points
1996-97	Indiana	72	1052	131-336	.390	1-1	1.000	107-168	.637	294-4.1	43	73	19	370-5.1
1997-98	Gld St	82	2656	352-791	.445	0-2	.000	267-399	.669	715-8.7	94	139	39	971-11.8
1998-99	Gld St	50	1414	161-414	.389	0-0	.000	120-204	.588	382-7.6	54	58	26	442-8.8
1999-00	Gld St	21	495	70-173	.405	0-0	.000	27-51	.529	134-6.4	19	15	8	167-8.0
2000-01	Gld St	43	1038	126-314	.401	0-2	.000	67-126	.532	250-5.8	59	58	17	319-7.4
2001-02	Gld St	73	1740	209-480	.435	0-0	.000	136-211	.645	387-5.3	87	167	17	554-7.6
2002-03	Gld St	82	1978	259-522	.496	0-2	.000	155-222	.698	543-6.6	58	154	27	673-8.2
2003-04	Gld St	74	2403	348-650	.535	0-2	.000	217-332	.654	887-12.0	60	137	33	913-12.3
2004-05	Dallas	59	1609	202-367	.550	0-3	.000	138-228	.605	501-8.5	51	80	15	542-9.2
2005-06	Dallas	82	1934	171-347	.493	0-0	.000	127-215	.591	640-7.8	51	106	27	469-5.7
2006-07	Dallas	76	1915	209-334	.626	0-0	.000	119-191	.623	566-7.4	44	82	24	537-7.1
2007-08	Dallas	72	1755	178-277	.643	0-0	.000	84-146	.575	539-7.5	63	106	24	440-6.1
2008-09	Dallas	80	1,836	182-280	.650	0-0	.000	90-141	.638	565-7.1	77	95	24	454-5.7
2009-10	Dallas	55	1,280	133-213	.624	1-3	.133	61-101	.605	400-7.3	31	77	15	328-6.0
<b>14-Year Totals</b>		<b>921</b>	<b>23107</b>	<b>2731-5498</b>	<b>.497</b>	<b>2-15</b>	<b>.133</b>	<b>1715-2735</b>	<b>.627</b>	<b>6803-7.4</b>	<b>791</b>	<b>1347</b>	<b>315</b>	<b>7179-7.8</b>

### LAWRENCE ROBERTS' CAREER NBA STATISTICS

Season	Team	GP	Mins	FGM-FGA	Pct	3GM-3GA	Pct	FTM-FTA	Pct	Rebounds	Ast	BS	Stl	Points
2005-06	Mem	33	181	20-44	.455	0-2	.000	11-23	.478	49-1.5	5	2	8	51-1.5
2006-07	Mem	54	969	94-208	.452	0-2	.000	95-131	.725	261-4.8	30	13	36	283-5.2
<b>2-Year Totals</b>		<b>87</b>	<b>1149</b>	<b>114-252</b>	<b>.452</b>	<b>0-4</b>	<b>.000</b>	<b>106-154</b>	<b>.688</b>	<b>310-3.6</b>	<b>35</b>	<b>15</b>	<b>44</b>	<b>334-3.8</b>

### DERRICK ZIMMERMAN'S CAREER NBA STATISTICS

Season	Team	GP	Mins	FGM-FGA	Pct	3GM-3GA	Pct	FTM-FTA	Pct	Rebounds	Ast	BS	Stl	Points
2005-06	N.J.	2	32	2-3	.667	0-0	.000	0-0	.000	4-2.0	7	0	0	4-2.0
<b>1-Year Totals</b>		<b>2</b>	<b>32</b>	<b>2-3</b>	<b>.667</b>	<b>0-0</b>	<b>.000</b>	<b>0-0</b>	<b>.000</b>	<b>4-2.0</b>	<b>7</b>	<b>0</b>	<b>0</b>	<b>4-2.0</b>

### TANG HAMILTON'S CAREER NBA STATISTICS

Season	Team	GP	Mins	FGM-FGA	Pct	3GM-3GA	Pct	FTM-FTA	Pct	Rebounds	Ast	BS	Stl	Points
2001-02	Miami	9	98	10-19	.526	0-1	.000	0-1	.000	18-2.0	5	0	4	20-2.2
<b>1-Year Totals</b>		<b>9</b>	<b>98</b>	<b>10-19</b>	<b>.526</b>	<b>0-1</b>	<b>.000</b>	<b>0-1</b>	<b>.000</b>	<b>18-2.0</b>	<b>5</b>	<b>0</b>	<b>4</b>	<b>20-2.2</b>



# HALL OF FAMER BAILEY HOWELL

**Bailey Howell, the greatest name in MSU basketball history, was enshrined into the Naismith Memorial Basketball Hall of Fame in Springfield, Mass., on Sept. 29, 1997.**

Listed below are just some of the many accomplishments achieved by Bailey Howell during his record-setting three-year collegiate stint at Mississippi State and productive 12-year career in the NBA:

- ❖ Member of the Tennessee, Mississippi and MSU Sports Halls of Fame.
- ❖ Namesake of the Cellular South Howell Trophy, presented annually at the Mississippi Sports Hall of Fame and Museum to the top male basketball player among Mississippi's four-year senior colleges.
- ❖ Two-time All-American and three-time, first-team All-SEC selection.
- ❖ Consensus first-team All-American as senior (1958-59) and consensus second-team All-American as a junior (1957-58).
- ❖ Ranked among the nation's top-10 statistical leaders in both scoring and rebounding during all three varsity seasons (1957-59).
- ❖ Ranked fourth nationally in scoring during junior (27.8 ppg) and senior (27.5 ppg) years.
- ❖ Led the NCAA in field-goal percentage (56.8%) as a sophomore, and was second among nation's rebounding leaders as a senior (15.2 rpg).
- ❖ Owns MSU's career records for scoring average (27.1 ppg), rebounds (1,277), rebounding average (17.0 rpg), free throws made (682) and free throws attempted (892).
- ❖ Ranks second (behind Jeff Malone) on the school's all-time scoring list with 2,030 career points.
- ❖ Owns MSU's single-game scoring (47 points vs. Union in 1958) and rebounding (34 rebounds vs. LSU in 1957) marks.
- ❖ Served as co-captain as a junior and tri-captain as a senior, helping lead coach Babe McCarthy's teams to a three-year composite record of 61-14, including an SEC title during his senior campaign.
- ❖ Starred for 12 years in the National Basketball Association, having ranked among the NBA's all-time top-10 leaders in nine statistical categories upon his retirement in 1971.
- ❖ Six-time NBA All-Star named to the All-NBA Second Team in 1963
- ❖ Member of two NBA World Championship teams (1968 & 1969) with the Boston Celtics.
- ❖ Selected by the Detroit Pistons in the first round (second pick overall) of the 1959 NBA Draft.



Bailey Howell (center) with the MSU coaching staff.

Former MSU great Bailey Howell's career is documented thoroughly at the Mississippi Hall of Fame and Museum in Jackson, Miss.



Last April, MSU's Jarvis Varnado and Alexis Rack became the first players ever to win the Howell and Gillom Trophies in back-to-back years.



In 2005, Lawrence Roberts became the first recipient of the Cellular South Bailey Howell Award, presented each year to the top male basketball player in Mississippi.



## NCAA TOURNAMENT HISTORY (11-10)

**1963 NCAA Mideast Reg. (East Lansing, MI)**  
Loyola (Chicago) 61, MSU 51 (1st Round)  
MSU 65, Bowling Green 60 (Consolation)

**1991 NCAA East Regional (Syracuse, NY)**  
Eastern Michigan 76, MSU 56 (1st Round)

**1995 NCAA West Regional**  
MSU 75, Santa Clara 67 (1st Rnd @ Boise, ID)  
MSU 78, Utah 64 (2nd Round @ Boise, ID)  
UCLA 86, MSU 67 (Semis @ Oakland, CA)

**1996 NCAA Southeast Regional**  
MSU 58, VCU 51 (1st Rnd @ Indianapolis, IN)  
MSU 63, Princeton 41 (2nd Rnd @ Indianapolis)  
MSU 60, UConn 55 (Semis @ Lexington, KY)  
MSU 73, Cincinnati 63 (Finals @ Lexington, KY)

**1996 NCAA Final Four (East Rutherford, NJ)**  
Syracuse 77, MSU 69 (National Semifinals)

**2002 NCAA Midwest Regional (Dallas, TX)**  
MSU 70, McNeese State 58 (1st Round)  
Texas 68, MSU 64 (2nd Round)

**2003 NCAA East Regional (Birmingham, AL)**  
Butler 47, MSU 46 (1st Round)

**2004 NCAA Atlanta Regional (Orlando, FL)**  
MSU 85, Monmouth 52 (1st Round)  
Xavier 89, MSU 74 (2nd Round)

**2005 NCAA Austin Regional (Charlotte, NC)**  
MSU 93, Stanford 70 (1st Round)  
Duke 63, MSU 55 (2nd Round)

**2008 NCAA Little Rock Reg. (Little Rock, AR)**  
MSU 76, Oregon 69 (1st Round)  
Memphis 77, MSU 74 (2nd Round)

**2009 NCAA Portland Regional (Portland, OR)**  
Washington 71, MSU 58 (1st Round)

## NIT HISTORY (7-7)

**1979 NIT (Starkville, MS)**  
Alcorn State 80, MSU 78 (1st Round)

**1990 NIT (Starkville, MS/New Orleans, LA)**  
MSU 84, Baylor 75 (1st Round @ MSU)  
New Orleans 65, MSU 60 (2nd Round @ UNO)

**1994 NIT (Manhattan, KS)**  
Kansas State 78, MSU 67 (1st Round)

**1999 NIT (Fort Collins, CO)**  
Colorado State 69, MSU 56 (1st Round)

**2001 NIT (Starkville, MS/Pittsburgh, PA)**  
MSU 75, Southern Miss 68 (1st Round @ MSU)  
MSU 66, Pittsburgh 61 (2nd Rnd @ Pittsburgh)  
Tulsa 77, MSU 75 (Quarterfinals @ MSU)

**2007 NIT (Starkville, MS)**  
MSU 82, Mississippi Valley St. 63 (1st Round)  
MSU 101, Bradley 72 (2nd Round)  
MSU 86, Florida State 71 (Quarterfinals)

**2007 NIT Semifinals (New York, NY)**  
West Virginia 63, MSU 62 (National Semifinals)

**2010 NIT (Starkville, MS)**  
MSU 81, Jackson State 67 (1st Round)  
North Carolina 76, MSU 74 (2nd Round)

## INDIVIDUAL SUPERLATIVES : TEAM SUPERLATIVES

### Most Points Scored:

- 34, Charles Rhodes vs. Oregon (2008 NCAA)
- 32, Darryl Wilson vs. Utah (1995 NCAA)
- 28, Cameron Burns vs. Baylor (1990 NIT)
- 27, Darryl Wilson vs. Connecticut (1996 NCAA)
- 25, Mario Austin vs. McNeese St. (2002 NCAA)
- 23, Lawrence Roberts vs. Stanford (2005 NCAA)
- 23, Dontae' Jones vs. Cincinnati (1996 NCAA)
- 23, Tony Watts vs. Baylor (1990 NIT)
- 23, Leland Mitchell vs. Bowling Green (1963 NCAA)

### Most Field Goals Made:

- 10, Charles Rhodes vs. Oregon (2008 NCAA)
- 10, Erick Dampier vs. Princeton (1996 NCAA)
- 10, Darryl Wilson vs. Utah (1995 NCAA)
- 9, Marckell Patterson vs. McNeese (2002 NCAA)
- 9, Dontae' Jones vs. Cincinnati (1996 NCAA)
- 9, Darryl Wilson vs. Connecticut (1996 NCAA)
- 9, Erick Dampier vs. Utah (1995 NCAA)
- 9, Cameron Burns vs. Baylor (1990 NIT)
- 9, Greg Grim vs. Alcorn State (1979 NIT)

### Most Field Goals Attempted:

- 21, Darryl Wilson vs. UCLA (1995 NCAA)
- 20, Darryl Wilson vs. Utah (1995 NCAA)
- 19, Greg Carter vs. E. Michigan (1991 NCAA)
- 18, Lawrence Roberts vs. Duke (2005 NCAA)
- 18, Tang Hamilton vs. Colorado St. (1999 NIT)
- 18, Cameron Burns vs. E. Michigan (1991 NCAA)

### Most 3-Point Field Goals Made:

- 7, Darryl Wilson vs. Connecticut (1996 NCAA)
- 6, Winsome Frazier vs. Stanford (2005 NCAA)
- 6, Darryl Wilson vs. Syracuse (1996 NCAA)
- 5, Darryl Wilson vs. UCLA (1995 NCAA)

### Most 3-Point Field Goals Attempted:

- 14, Darryl Wilson vs. UCLA (1995 NCAA)
- 13, Darryl Wilson vs. Syracuse (1996 NCAA)
- 11, Darryl Wilson vs. Connecticut (1996 NCAA)

### Most Free Throws Made:

- 14, Charles Rhodes vs. Oregon (2008 NCAA)
- 13, Leland Mitchell vs. Bowling Green (1963 NCAA)
- 10, Darryl Wilson vs. Utah (1995 NCAA)
- 10, Cameron Burns vs. Baylor (1990 NIT)

### Most Free Throws Attempted:

- 18, Charles Rhodes vs. Oregon (2008 NCAA)
- 16, Leland Mitchell vs. Bowling Green (1963 NCAA)
- 14, Mario Austin vs. McNeese St. (2002 NCAA)
- 13, Cameron Burns vs. Baylor (1990 NIT)

### Most Rebounds:

- 14, Lawrence Roberts vs. Stanford (2005 NCAA)
- 14, Erick Dampier vs. Syracuse (1996 NCAA)
- 13, Tang Hamilton vs. Tulsa (2001 NIT)
- 13, Dontae' Jones vs. Cincinnati (1996 NCAA)
- 12, Jarvis Varnado vs. Bradley (2007 NIT)
- 12, Branden Vincent vs. Xavier (2004 NCAA)
- 12, Wiley Peck vs. Alcorn State (1979 NIT)

### Most Assists:

- 10, Jamont Gordon vs. Bradley (2007 NIT)
- 9, Jamont Gordon vs. Oregon (2008 NCAA)
- 9, Jamont Gordon vs. West Virginia (2007 NIT)
- 9, Timmy Bowers vs. Monmouth (2004 NCAA)
- 9, Marcus Bullard vs. Princeton (1996 NCAA)

### Most Blocked Shots:

- 8, Erick Dampier vs. Utah (1995 NCAA)
- 6, Charles Rhodes vs. Bradley (2007 NIT)
- 5, Erick Dampier vs. VCU (1996 NCAA)
- 5, Jarvis Varnado vs. Memphis (2008 NCAA)
- 5, Jarvis Varnado vs. Washington (2009 NCAA)

### Most Steals:

- 5, Barry Stewart vs. Florida State (2007 NIT)
- 5, Timmy Bowers vs. McNeese St. (2002 NCAA)
- 4, Ben Hansbrough vs. Oregon (2008 NCAA)
- 4, Winsome Frazier vs. Xavier (2004 NCAA)
- 4, Ontario Harper vs. McNeese St. (2002 NCAA)

### Most Points Scored:

- 101 vs. Bradley (2007 NIT)
- 93 vs. Stanford (2005 NCAA)
- 86 vs. Florida State (2007 NIT)
- 85 vs. Monmouth (2004 NCAA)

### Most Field Goals Made:

- 39 vs. Bradley (2007 NIT)
- 33 vs. Alcorn State (1979 NIT)
- 32 vs. Stanford (2005 NCAA)
- 30 vs. Mississippi Valley State (2007 NIT)
- 30 vs. Monmouth (2004 NCAA)

### Most Field Goals Attempted:

- 73 vs. Bradley (2007 NIT)
- 72 vs. Xavier (2004 NCAA)
- 68 vs. Mississippi Valley State (2007 NIT)

### Best Field Goal Percentage:

- .600 [24-40] vs. Princeton (1996 NCAA)
- .589 [33-56] vs. Alcorn State (1979 NIT)
- .561 [32-57] vs. Stanford (2005 NCAA)

### Most 3-Point Field Goals Made:

- 12 vs. Bradley (2007 NIT)
- 11 vs. North Carolina (2010 NIT)
- 11 vs. Syracuse (1996 NCAA)

### Most 3-Point Field Goals Attempted:

- 32 vs. UCLA (1995 NCAA)
- 30 vs. Florida State (2007 NIT)
- 29 vs. North Carolina (2010 NIT)
- 29 vs. Jackson State (2010 NIT)
- 28 vs. Syracuse (1996 NCAA)

### Best 3-Point Field Goal Percentage:

- .529 [9-17] vs. Stanford (2005 NCAA)
- .500 [6-12] vs. Baylor (1990 NIT)
- .467 [7-15] vs. Connecticut (1996 NCAA)

### Most Free Throws Made:

- 30 vs. Baylor (1990 NIT)
- 29 vs. Jackson State (2010 NIT)
- 25 vs. Bowling Green (1963 NCAA)

### Most Free Throws Attempted:

- 39 vs. Baylor (1990 NIT)
- 38 vs. Jackson State (2010 NIT)
- 36 vs. Oregon (2008 NCAA)
- 35 vs. Bowling Green (1963 NCAA)

### Best Free Throw Percentage:

- 1.000 [6-6] vs. Syracuse (1996 NCAA)
- .852 [23-27] vs. Florida State (2007 NIT)
- .818 [9-11] vs. West Virginia (2007 NIT)

### Most Rebounds:

- 51 vs. Bradley (2007 NIT)
- 51 vs. Bowling Green (1963 NCAA)
- 47 vs. Monmouth (2004 NCAA)

### Most Assists:

- 22 vs. Bradley (2007 NIT)
- 21 vs. Syracuse (1996 NCAA)
- 19 vs. Monmouth (2004 NCAA)
- 18 vs. UCLA (1995 NCAA)
- 18 vs. Alcorn State (1979 NIT)

### Most Turnovers:

- 21 vs. Syracuse (1996 NCAA)
- 20 vs. Virginia Commonwealth (1996 NCAA)
- 20 vs. UCLA (1995 NCAA)
- 20 vs. Santa Clara (1995 NCAA)

### Most Blocked Shots:

- 10 vs. Bradley (2007 NIT)
- 10 vs. Baylor (1990 NIT)
- 8 vs. Utah (1995 NCAA)
- 7 vs. Mississippi Valley State (2007 NIT)
- 7 vs. Connecticut (1996 NCAA)
- 7 vs. Memphis (2008 NCAA)

### Most Steals:

- 15 vs. Florida State (2007 NIT)
- 12 vs. Monmouth (2004 NCAA)
- 11 vs. Xavier (2004 NCAA)
- 11 vs. McNeese State (2002 NCAA)



# MSU POSTSEASON TOURNAMENT HISTORY


## 2010 NIT FIRST ROUND

Mississippi State 81, Jackson State 67  
March 16, 2010 • Starkville, MS  
Humphrey Coliseum (4,433)

JSU	FG	3FG	FT	RB	PT	A
Burk	1-3	1-2	0-0	6	3	1
Jefferson	0-0	0-0	0-0	0	0	0
Melvin	3-6	0-2	2-2	2	8	2
Dixon	1-8	0-3	1-2	11	3	2
Johnson	9-23	6-14	8-10	5	32	2
Hanson	4-11	3-6	0-0	1	11	1
Blake	0-2	0-0	0-0	5	0	0
C. Williams	1-2	0-0	0-0	0	2	0
P. Williams	2-3	0-0	0-0	2	4	0
Swanier	0-1	0-0	0-0	1	0	0
Gregory	1-1	0-0	202	2	4	0
<b>TOTALS</b>	<b>22-60</b>	<b>10-27</b>	<b>13-16</b>	<b>38</b>	<b>67</b>	<b>8</b>

MSU	FG	3FG	FT	RB	PT	A
Augustus	4-7	3-6	2-2	5	13	0
Varnado	6-11	0-0	9-14	11	21	1
Johnson	1-6	0-5	2-2	1	4	1
Bost	4-8	2-6	8-10	4	18	6
Stewart	3-7	1-5	0-0	4	7	2
Osby	1-4	1-2	0-0	3	3	0
Parker	0-0	0-0	2-2	0	2	0
Benock	1-4	1-4	0-0	0	3	2
Luczak	0-0	0-0	1-2	1	1	0
Price	0-0	0-0	0-0	0	0	0
Turner	2-7	0-1	3-4	6	7	3
Lewis	0-0	0-0	0-0	0	0	0
Riek	0-0	0-0	2-2	0	2	0
<b>TOTALS</b>	<b>22-54</b>	<b>8-29</b>	<b>29-38</b>	<b>35</b>	<b>81</b>	<b>15</b>

Halftime score: MSU 32, JSU 23.



This shot in the closing seconds by North Carolina's John Drew over the out-stretch arms of Jarvis Varnado gave the Tar Heels a 76-74 victory against Mississippi State in the second round of the 2010 NIT in Starkville.

## 2010 NIT SECOND ROUND

North Carolina 76, Mississippi State 74  
March 20, 2010 • Starkville, MS  
Humphrey Coliseum (9,471)

UNC	FG	3FG	FT	RB	PT	A
Thompson	4-8	0-0	0-0	5	8	2
Henson	6-11	0-0	0-0	8	12	3
Ginyard	3-7	0-3	0-2	6	6	3
Drew	2-5	1-3	0-0	1	5	6
Graves	6-10	4-6	1-1	3	17	0
Strickland	3-4	0-0	2-3	3	8	2
McDonald	3-8	0-2	1-1	0	7	1
Watts	0-1	0-0	0-0	2	0	0
Zear	2-5	0-0	2-2	2	6	0
Zeller	3-7	0-0	1-1	7	7	17
<b>Totals</b>	<b>32-66</b>	<b>5-14</b>	<b>7-10</b>	<b>41</b>	<b>76</b>	<b>17</b>

MSU	FG	3FG	FT	RB	PT	A
Augustus	2-4	0-1	0-1	2	4	1
Varnado	5-9	0-0	4-5	7	14	2
Johnson	4-11	4-6	1-2	6	13	1
Bost	4-10	3-9	3-4	5	14	4
Stewart	5-13	3-7	5-7	5	18	2
Osby	1-2	0-0	0-0	0	2	0
Benock	0-2	0-2	0-0	0	0	0
Turner	3-7	1-4	2-2	6	9	2
Lewis	0-0	0-0	0-0	0	0	0
<b>Totals</b>	<b>24-58</b>	<b>11-29</b>	<b>15-21</b>	<b>32</b>	<b>74</b>	<b>12</b>

Halftime Score: UNC 36, MSU 33.



In his last game wearing the Maroon & White for the Bulldogs, guard Barry Stewart scored a game-high 18 points and hit three 3-pointers to give him 280 for his career, a school record.



# MSU POSTSEASON TOURNAMENT HISTORY



## 2009 NCAA TOURNAMENT

### FIRST ROUND

Washington 71, Mississippi State 58  
March 20, 2009 • Portland, OR  
Rose Garden (17,586)

MSU	FG	3FG	FT	RB	PT	A
Stewart	4-6	2-3	4-4	1	14	0
Turner	3-7	2-5	0-0	9	8	0
Varnado	3-7	0-0	1-2	3	7	0
R. Johnson	3-13	1-5	0-0	3	7	0
Bost	1-10	0-3	3-5	3	5	4
Beckham	0-0	0-0	0-0	0	0	0
Osby	1-1	0-0	1-2	2	3	0
Benock	0-0	0-0	0-0	0	0	0
Luczak	0-1	0-1	0-0	0	0	0
Augustus	4-9	0-1	1-2	8	9	0
Bolen	0-0	0-0	0-0	0	0	0
B. Johnson	1-5	0-0	3-4	6	5	1
<b>TOTALS</b>	<b>20-59</b>	<b>5-18</b>	<b>13-19</b>	<b>36</b>	<b>58</b>	<b>5</b>
UW	FG	3FG	FT	RB	PT	A
Pondexter	9-17	0-0	5-6	8	23	2
Brockman	4-8	0-0	2-5	14	10	1
Gant	2-4	0-0	0-0	4	4	0
Thomas	3-13	0-4	3-4	2	9	5
Dentmon	1-6	0-2	2-2	3	4	1
Overton	3-3	1-1	0-0	3	1	1
Bryan-Amaning	2-5	0-0	0-0	3	4	0
Suggs	0-0	0-0	0-0	0	0	0
Wallace	0-0	0-0	0-0	0	0	0
Holiday	0-2	0-0	2-2	0	2	0
Turner	3-4	1-2	0-0	1	7	3
Wolfinger	0-0	0-0	1-2	0	1	0
<b>TOTALS</b>	<b>27-62</b>	<b>2-9</b>	<b>15-21</b>	<b>45</b>	<b>71</b>	<b>13</b>

Halftime score: UW 38, MSU 27.

## 2008 NCAA TOURNAMENT

### FIRST ROUND

Mississippi State 76, Oregon 69  
March 21, 2008 • North Little Rock, AR  
Alltel Arena (16,060)

UO	FG	3FG	FT	RB	A	PT
Hairston	7-17	3-8	5-6	7	0	22
Taylor	2-12	1-7	4-4	5	1	9
Leunen	5-11	1-6	2-2	7	2	13
Porter	5-17	4-13	4-5	4	5	18
Catron	1-2	0-1	1-2	3	2	3
Platt	0-0	0-0	0-0	0	0	0
Odia	1-3	0-2	0-0	2	2	2
Longmire	1-1	0-0	0-0	3	0	2
Viney	0-1	0-1	0-0	0	0	0
Brown	0-0	0-0	0-0	0	1	0
<b>TOTALS</b>	<b>22-64</b>	<b>9-38</b>	<b>16-19</b>	<b>36</b>	<b>13</b>	<b>69</b>
MSU	FG	3FG	FT	RB	A	PT
Hansbrough	2-5	0-3	1-2	4	3	5
Stewart	4-10	4-8	4-5	2	2	16
Rhodes	10-12	0-0	14-18	9	1	34
Varnado	5-7	0-0	1-2	8	1	11
Gordon	2-14	0-4	4-8	11	9	8
Johnson, Rav	0-1	0-1	0-0	1	0	0
Begley	0-0	0-0	0-0	0	0	0
Johnson, Bri	1-1	0-0	0-1	2	0	2
Turner	0-1	0-1	0-0	1	0	0
Bailey	0-0	0-0	0-0	0	0	0
<b>TOTALS</b>	<b>24-51</b>	<b>4-17</b>	<b>24-36</b>	<b>40</b>	<b>16</b>	<b>76</b>

Halftime Score: UO 38, MSU 28.

## 2008 NCAA TOURNAMENT

### SECOND ROUND

Memphis 77, Mississippi State 74  
March 23, 2008 • North Little Rock, AR  
Alltel Arena (16,060)

MSU	FG	3FG	FT	RB	A	PT
Hansbrough	7-10	3-5	2-2	2	0	19
Stewart	1-12	0-6	2-3	5	1	4
Rhodes	7-14	0-0	0-1	10	1	14
Varnado	2-4	0-0	7-8	2	0	11
Gordon	7-16	4-7	3-6	11	5	21
Johnson, Rav	2-2	1-1	0-0	0	0	5
Johnson, Bri	0-2	0-0	0-0	1	1	0
Turner	0-0	0-0	0-0	0	1	0
Bailey	0-0	0-0	0-0	0	0	0
<b>TOTALS</b>	<b>26-60</b>	<b>8-19</b>	<b>14-20</b>	<b>37</b>	<b>9</b>	<b>74</b>
UM	FG	3FG	FT	RB	A	PT
Dozier	4-10	0-0	1-3	4	1	9
Dorsey	6-8	0-0	1-5	12	0	13
Anderson	1-5	0-3	2-6	4	4	4
Douglas-Rob	6-16	0-3	5-7	5	4	17
Rose	6-14	1-3	4-9	9	7	17
Taggart	0-3	0-1	2-2	7	1	2
Kemp	4-5	4-5	0-0	1	1	12
Allen	0-1	0-0	0-0	0	1	0
Mack	1-1	1-1	0-0	0	0	3
Robinson	0-0	0-0	0-0	0	0	0
<b>TOTALS</b>	<b>28-63</b>	<b>6-16</b>	<b>15-32</b>	<b>45</b>	<b>19</b>	<b>77</b>

Halftime Score: UM 36, MSU 27.

## 2007 NIT

### FIRST ROUND

Mississippi State 82, Miss. Valley St. 63  
March 13, 2009 • Starkville, MS  
Humphrey Coliseum (5,501)

MVSU	FG	3FG	FT	RB	A	PT
Cannon	2-7	0-2	0-1	2	4	4
Bryant	2-5	0-0	0-2	8	0	4
Price	3-5	0-0	0-2	3	1	6
Snow	3-9	2-7	0-0	1	0	8
Clark	0-2	0-0	0-0	1	0	0
Parks II	1-1	1-1	0-0	0	0	3
Speech	3-9	0-1	0-0	4	2	6
Davis	1-3	0-1	0-0	1	3	2
Higgins	0-0	0-0	0-0	0	1	0
Lucas	7-10	0-0	8-11	4	0	22
Curry	0-2	0-0	2-2	1	1	2
Alexander	3-8	0-0	0-0	9	0	6
<b>TOTALS</b>	<b>25-61</b>	<b>3-12</b>	<b>10-17</b>	<b>36</b>	<b>10</b>	<b>63</b>
MSU	FG	3FG	FT	RB	A	PT
Delk, Rich	2-3	1-2	0-2	1	3	5
Slater	1-9	0-2	1-2	7	2	3
Rhodes	8-12	0-0	5-5	4	1	21
Delk, Reg	3-9	1-5	0-0	0	1	7
Gordon	8-12	2-4	0-2	9	8	18
Begley	0-3	0-2	0-0	0	0	0
Stewart	2-7	1-5	0-0	2	1	5
Iupe	0-0	0-0	0-0	0	0	0
Hansbrough	3-7	2-6	7-8	5	1	15
Rimmer	0-0	0-0	0-0	0	0	0
Varnado	3-3	0-0	2-3	5	0	8
Goodridge	0-2	0-0	0-2	2	0	0
Stelmach	0-1	0-0	0-0	2	0	0
<b>TOTALS</b>	<b>30-68</b>	<b>7-26</b>	<b>15-24</b>	<b>41</b>	<b>17</b>	<b>82</b>

Halftime Score: MSU 40, MVSU 24.

## 2007 NIT

### SECOND ROUND

Mississippi State 101, Bradley 72  
March 17, 2007 • Starkville, MS  
Humphrey Coliseum (5,733)

Bradley	FG	3FG	FT	RB	A	PT
Andrews	6-8	0-0	1-2	9	0	13
Franklin	4-13	3-5	4-4	3	5	15
Tauai	1-6	0-2	2-6	3	0	4
Crouch	4-10	3-8	1-2	1	4	12
Ruffin	4-11	1-5	2-2	5	5	11
Phillips	0-0	0-0	0-0	0	0	0
Salley	2-5	0-1	0-0	3	0	4
Warren	3-9	1-3	1-1	2	0	8
Adams	1-7	1-5	0-0	2	1	3
Lavin	0-1	0-1	0-0	1	0	0
Singh	1-1	0-0	0-0	1	1	2
<b>TOTALS</b>	<b>26-71</b>	<b>9-30</b>	<b>11-17</b>	<b>32</b>	<b>16</b>	<b>72</b>
MSU	FG	3FG	FT	RB	A	PT
Delk, Rich	3-5	0-2	0-0	3	4	6
Slater	6-10	1-2	0-0	8	1	13
Rhodes	7-10	0-0	3-4	8	0	17
Delk, Reg	5-10	3-6	2-4	3	2	15
Gordon	7-12	3-5	3-4	6	10	20
Begley	0-0	0-0	0-0	0	0	0
Stewart	4-9	4-7	1-2	4	0	13
Iupe	1-1	0-0	0-0	0	0	2
Hansbrough	3-9	1-4	2-4	3	5	9
Varnado	3-7	0-1	0-0	12	0	6
Goodridge	0-0	0-0	0-0	0	0	0
Stelmach	0-0	0-0	0-0	0	0	0
<b>TOTALS</b>	<b>39-73</b>	<b>12-27</b>	<b>11-18</b>	<b>51</b>	<b>22</b>	<b>101</b>

Halftime Score: MSU 44.

## 2007 NIT

### QUARTERFINALS

Mississippi State 86, Florida State 62  
March 27, 2007 • Starkville, MS  
Humphrey Coliseum (9,013)

FSU	FG	3FG	FT	RB	A	PT
Thornton	6-10	1-2	3-9	6	0	16
Echefu	0-2	0-1	0-0	5	1	0
Swann	10-17	9-13	2-2	5	0	31
Douglas	6-11	0-2	0-0	4	5	12
Rich	2-4	0-0	3-4	4	2	7
Mims	1-2	1-2	0-0	0	1	3
Allen	0-2	0-1	0-0	1	0	0
Breeden	0-1	0-0	0-1	1	0	0
Reid	1-1	0-0	0-0	4	1	2
<b>TOTALS</b>	<b>26-50</b>	<b>11-21</b>	<b>8-16</b>	<b>31</b>	<b>10</b>	<b>71</b>
MSU	FG	3FG	FT	RB	A	PT
Delk, Rich	3-5	1-2	0-0	3	1	7
Slater	4-12	2-7	3-3	3	0	13
Rhodes	5-9	0-0	4-6	6	0	14
Delk, Reg	1-5	0-4	0-0	2	1	2
Gordon	3-12	1-5	9-11	6	7	16
Begley	0-2	0-2	0-0	0	0	0
Stewart	3-7	1-4	3-3	3	1	10
Iupe	0-0	0-0	0-0	1	0	0
Hansbrough	3-6	2-5	4-4	7	2	12
Varnado	5-5	0-0	0-0	2	0	10
Goodridge	1-1	0-0	0-0	2	0	2
Stelmach	0-2	0-1	0-0	0	0	0
<b>TOTALS</b>	<b>28-66</b>	<b>7-30</b>	<b>23-27</b>	<b>39</b>	<b>12</b>	<b>86</b>

Halftime Score: MSU 42, FSU 29.

2010-11 BULLDOG BASKETBALL

# MSU POSTSEASON TOURNAMENT HISTORY

## 2007 NIT SEMIFINALS

West Virginia 63, Mississippi State 62  
March 27, 2007 • New York City, NY  
Madison Square Garden (7,713)

WVU	FG	3FG	FT	RB	A	PT
Nichols.....	7-13	2-5	1-2	6	3	17
Young.....	6-13	4-8	0-0	6	1	16
Summers.....	2-6	0-0	0-0	9	1	4
Alexander.....	1-5	0-1	0-0	0	1	2
Ruoff.....	3-7	0-2	4-5	5	4	10
Smalligan.....	1-7	1-5	3-5	7	2	6
Butler.....	2-9	0-2	2-4	4	0	6
Mazzulla.....	1-3	0-0	0-0	1	1	2
Smith.....	0-0	0-0	0-0	0	0	0
<b>Totals.....</b>	<b>23-63</b>	<b>7-23</b>	<b>10-16</b>	<b>41</b>	<b>13</b>	<b>63</b>
MSU	FG	3FG	FT	RB	A	PT
Delk, Rich.....	3-7	0-2	2-2	3	0	8
Slater.....	7-12	3-5	1-1	9	1	18
Rhodes.....	4-12	0-1	2-2	10	1	10
Delk, Reg.....	2-5	2-4	0-0	2	1	6
Gordon.....	4-11	0-1	3-4	6	9	11
Hansbrough.....	0-2	0-1	1-2	3	0	1
Stewart.....	3-7	2-5	0-0	2	1	8
Varnado.....	0-0	0-0	0-0	1	0	0
<b>Totals.....</b>	<b>23-56</b>	<b>7-19</b>	<b>9-11</b>	<b>38</b>	<b>13</b>	<b>62</b>

Halftime Score: MSU 32, WVU 28.

## 2005 NCAA TOURNAMENT FIRST ROUND

Mississippi State 93, Stanford 70  
March 18, 2005 • Charlotte, NC  
Charlotte Coliseum (23,207)

MSU	FG	3FG	FT	RB	A	PT
Roberts.....	8-14	0-1	7-9	14	1	23
Power.....	4-8	2-4	4-5	6	3	14
Harper.....	2-6	0-1	4-4	3	3	8
Ervin.....	2-4	0-0	1-2	2	2	5
Frazier.....	7-9	6-8	0-0	2	0	20
Rhodes.....	1-1	0-0	2-2	1	0	4
Begley.....	0-0	0-0	0-0	0	0	0
Edmondson.....	0-2	0-2	0-0	0	2	0
Cannon.....	0-1	0-0	0-0	1	1	0
Boler.....	1-1	1-1	2-2	0	0	5
Slater.....	3-4	0-0	0-0	3	0	6
Morgan.....	0-0	0-0	0-0	0	0	0
Stelmach.....	0-0	0-0	0-2	2	0	0
Campbell.....	4-7	0-0	0-0	4	1	8
<b>Totals.....</b>	<b>32-57</b>	<b>9-17</b>	<b>20-26</b>	<b>39</b>	<b>13</b>	<b>93</b>
Stanford	FG	3FG	FT	RB	A	PT
Washington.....	4-5	0-0	4-8	1	0	12
Haryasz.....	5-17	0-3	4-5	9	3	14
Little.....	6-11	0-0	2-3	6	0	14
Hernandez.....	5-12	3-8	4-4	3	4	17
Robinson.....	2-9	0-3	0-0	2	2	4
Finger.....	1-2	0-1	0-0	1	0	2
Haas.....	1-5	1-3	2-2	2	0	5
Prowitt.....	0-2	0-0	2-3	1	0	2
<b>Totals.....</b>	<b>24-63</b>	<b>4-18</b>	<b>18-25</b>	<b>30</b>	<b>9</b>	<b>70</b>

Halftime Score: MSU 44, Stanford 43.

## 2005 NCAA TOURNAMENT SECOND ROUND

Duke 63, Mississippi State 55  
March 20, 2005 • Charlotte, NC  
Charlotte Coliseum (23,207)

MSU	FG	3FG	FT	RB	A	PT
Roberts.....	5-18	0-0	7-10	11	3	17
Power.....	1-6	0-1	1-2	5	1	3
Harper.....	7-12	2-2	1-2	6	0	17
Ervin.....	1-8	0-2	1-3	3	5	3
Frazier.....	2-10	2-8	1-4	4	0	7
Rhodes.....	1-1	0-0	0-0	2	0	2
Edmondson.....	0-2	0-0	0-0	1	0	0
Slater.....	1-2	0-0	0-0	0	0	2
Morgan.....	0-0	0-0	0-0	0	0	0
Campbell.....	2-3	0-0	0-0	2	0	4
<b>Totals.....</b>	<b>20-62</b>	<b>4-13</b>	<b>11-21</b>	<b>39</b>	<b>9</b>	<b>55</b>
Duke	FG	3FG	FT	RB	A	PT
Williams.....	5-12	0-0	3-6	15	0	13
Randolph.....	0-4	0-1	2-3	5	3	2
Redick.....	5-17	2-9	4-4	5	0	16
Ewing.....	7-13	4-7	4-4	4	3	22
Dockery.....	1-2	1-2	2-2	4	1	5
Melchionni.....	0-1	0-1	2-2	2	0	2
Nelson.....	1-1	1-1	0-0	2	1	3
Love.....	0-0	0-0	0-0	3	0	0
Johnson.....	0-0	0-0	0-0	0	0	0
<b>Totals.....</b>	<b>19-50</b>	<b>8-21</b>	<b>17-21</b>	<b>43</b>	<b>8</b>	<b>63</b>

Halftime Score: Duke 30, MSU 22.

## 2004 NCAA TOURNAMENT FIRST ROUND

Mississippi State 85, Monmouth 52  
March 19, 2004 • Orlando, FL  
TD Waterhouse Centre (15,961)

Monmouth	FG	3FG	FT	RB	A	PT
Krayl.....	3-5	2-2	1-5	1	0	9
Hamilton.....	2-4	0-0	2-3	1	1	6
Boxler.....	2-5	0-0	0-0	3	0	4
Azzarelli.....	1-3	0-2	0-0	1	2	2
Byfield.....	4-10	4-8	0-0	2	1	12
Delic.....	1-4	1-4	0-0	0	0	3
Kaplan.....	1-2	1-2	0-0	1	2	3
Owens.....	0-3	0-1	0-0	0	0	0
Warner.....	0-1	0-1	0-0	0	0	0
Stephens.....	0-3	0-2	2-2	1	1	2
Alston.....	1-2	0-1	1-2	5	2	3
Hamlett.....	1-1	0-0	0-1	1	0	2
Kenny.....	1-4	1-4	0-0	1	1	3
Anderson.....	1-4	0-0	1-2	1	2	3
<b>Totals.....</b>	<b>18-51</b>	<b>9-27</b>	<b>7-15</b>	<b>20</b>	<b>12</b>	<b>52</b>
MSU	FG	3FG	FT	RB	A	PT
Roberts.....	6-9	2-3	5-5	4	2	19
Power.....	4-6	3-3	2-2	3	0	13
Vincent.....	4-4	0-0	6-10	11	1	14
Bowers.....	2-8	1-6	0-0	6	9	5
Frazier.....	1-6	1-5	0-0	3	3	3
Ervin.....	4-5	0-0	3-3	1	0	11
Buse.....	1-1	1-1	0-0	0	0	3
Boler.....	0-1	0-1	0-0	5	1	0
Slater.....	0-4	0-1	0-0	1	2	0
Morgan.....	1-1	0-0	0-1	2	0	2
Smith.....	1-2	0-0	0-0	2	1	2
Stelmach.....	2-4	0-2	1-2	5	0	5
Campbell.....	4-5	0-0	0-0	2	0	8
<b>Totals.....</b>	<b>30-56</b>	<b>8-22</b>	<b>17-23</b>	<b>47</b>	<b>19</b>	<b>85</b>

Halftime Score: MSU 46, Monmouth 34.

## 2004 NCAA TOURNAMENT SECOND ROUND

Xavier 89, Bradley 74  
March 21, 2004 • Orlando, FL  
TD Waterhouse Centre (15,961)

Xavier	FG	3FG	FT	RB	A	PT
Cage.....	1-3	0-1	1-1	2	2	3
Doellman.....	5-10	2-4	1-1	8	3	13
Myles.....	3-7	0-0	2-4	14	1	8
Chalmers.....	11-13	4-4	5-6	2	2	31
Sato.....	4-10	2-3	2-2	7	2	12
Finn.....	6-9	5-7	5-9	1	3	22
Jackson.....	0-0	0-0	0-0	0	0	0
Christiansen.....	0-0	0-0	0-0	0	0	0
Cole.....	0-3	0-0	0-0	2	1	0
Caudle.....	0-0	0-0	0-0	0	0	0
Compton.....	0-0	0-0	0-0	0	0	0
<b>Totals.....</b>	<b>30-55</b>	<b>13-19</b>	<b>16-23</b>	<b>38</b>	<b>14</b>	<b>89</b>
MSU	FG	3FG	FT	RB	A	PT
Roberts.....	4-11	1-2	2-4	7	0	11
Power.....	6-11	3-6	1-2	3	2	16
Vincent.....	4-10	0-0	3-6	12	1	11
Bowers.....	6-14	2-7	1-2	1	5	15
Frazier.....	3-13	3-9	3-4	9	1	12
Ervin.....	3-8	0-1	3-3	2	5	9
Buse.....	0-0	0-0	0-0	0	0	0
Slater.....	0-0	0-0	0-0	0	0	0
Stelmach.....	0-2	0-1	0-0	0	0	0
Campbell.....	0-3	0-0	0-0	3	0	0
<b>Totals.....</b>	<b>26-72</b>	<b>9-26</b>	<b>13-21</b>	<b>40</b>	<b>14</b>	<b>74</b>

Halftime Score: Xavier 34, MSU 33.

## 2003 NCAA FIRST ROUND

Butler 47, Mississippi State 46  
March 21, 2003 • Birmingham, AL  
Birmingham-Jefferson Civic Center (16,467)

Butler	FG	3FG	FT	RB	A	PT
Monserrez.....	1-6	1-3	0-0	4	0	3
Curry.....	0-3	0-2	0-0	1	0	0
Cornette.....	4-7	0-0	1-2	6	1	9
Miller.....	5-12	2-7	2-2	2	4	14
Archey.....	2-6	2-4	2-2	4	0	8
Lightfoot.....	6-13	0-2	1-2	7	0	13
Horan.....	0-0	0-0	0-0	1	0	0
Sheets.....	0-0	0-0	0-0	0	0	0
<b>Totals.....</b>	<b>18-47</b>	<b>5-18</b>	<b>6-8</b>	<b>26</b>	<b>5</b>	<b>47</b>
MSU	FG	3FG	FT	RB	A	PT
Harper.....	0-5	0-2	2-2	5	0	2
Ignerski.....	0-6	0-3	0-0	3	1	0
Austin.....	8-12	1-1	1-4	10	0	18
Bowers.....	2-9	2-8	3-4	4	3	9
Zimmerman.....	1-5	0-3	2-4	1	5	4
Campbell.....	0-0	0-0	0-0	1	0	0
Frazier.....	3-5	3-4	0-0	1	0	9
Vincent.....	2-2	0-0	0-0	4	1	4
<b>Totals.....</b>	<b>16-44</b>	<b>6-21</b>	<b>8-14</b>	<b>30</b>	<b>10</b>	<b>46</b>

Halftime Score: Butler 28, MSU 25.



# MSU POSTSEASON TOURNAMENT HISTORY



## 2002 NCAA TOURNAMENT FIRST ROUND

Mississippi State 70, McNeese State 58  
March 15, 2002 • Dallas, TX  
American Airlines Center (19,951)

McNeese	FG	3FG	FT	RB	A	PT
Perkins.....	1-6	0-1	2-2	6	0	4
Gentry.....	4-8	0-0	3-6	9	0	11
Brewer.....	2-5	0-0	3-7	5	0	7
Bryant.....	2-4	1-3	0-1	1	1	5
Williams.....	6-14	2-3	1-2	9	5	15
Lewis.....	2-5	0-0	1-1	0	2	5
Coleman.....	2-10	1-8	0-0	1	0	5
Jackson.....	2-4	0-0	0-1	2	0	4
Johnson.....	0-0	0-0	0-0	0	0	0
Garriet.....	1-2	0-1	0-0	0	0	2
Beik.....	0-0	0-0	0-0	0	1	0
Teeter.....	0-0	0-0	0-0	1	0	0
Khorokorin.....	0-0	0-0	0-0	0	0	0
<b>Totals.....</b>	<b>22-58</b>	<b>4-16</b>	<b>10-20</b>	<b>38</b>	<b>9</b>	<b>58</b>
MSU	FG	3FG	FT	RB	A	PT
Gholar.....	1-5	1-3	1-2	4	1	4
Ignerski.....	0-2	0-1	0-0	3	0	0
Austin.....	8-13	0-0	9-14	9	2	25
Zimmerman.....	3-6	0-0	4-4	5	4	10
Patterson.....	9-11	2-3	0-0	1	1	20
Goffer.....	0-1	0-0	0-0	1	0	0
Campbell.....	0-1	0-0	0-0	0	0	0
Gardner.....	0-0	0-0	0-0	0	0	0
Bowers.....	4-10	1-3	2-2	4	4	11
Stidham.....	0-0	0-0	0-0	0	0	0
Frazier.....	0-0	0-0	0-0	0	0	0
Harper.....	0-1	0-0	0-0	5	3	0
Carr.....	0-1	0-1	0-0	0	0	0
Smith.....	0-3	0-0	0-0	2	0	0
<b>Totals.....</b>	<b>25-54</b>	<b>4-11</b>	<b>16-22</b>	<b>40</b>	<b>15</b>	<b>70</b>

Halftime Score: MSU 31, McNeese 25.

## 2002 NCAA TOURNAMENT SECOND ROUND

Texas 68, Mississippi State 64  
March 17, 2002 • Dallas, TX  
American Airlines Center (19,951)

Texas	FG	3FG	FT	RB	A	PT
Mouton.....	2-9	1-4	0-0	3	3	5
Erskin.....	8-9	0-0	1-1	4	0	17
Thomas.....	3-5	0-0	2-3	7	0	8
Ford.....	3-8	1-2	4-4	4	6	11
Ivey.....	2-5	1-4	5-6	5	2	10
Williams.....	0-2	0-0	0-0	2	2	0
Harris.....	2-4	1-3	1-1	1	1	6
Klotz.....	0-0	0-0	0-0	1	0	0
Ross.....	0-0	0-0	0-0	0	0	0
Boddicker.....	4-6	3-3	0-0	3	1	11
<b>Totals.....</b>	<b>24-48</b>	<b>7-16</b>	<b>13-15</b>	<b>33</b>	<b>15</b>	<b>68</b>
MSU	FG	3FG	FT	RB	A	PT
Gholar.....	3-4	2-3	0-1	2	2	8
Ignerski.....	3-8	1-5	5-5	3	1	12
Austin.....	5-8	0-0	2-2	6	1	12
Zimmerman.....	4-7	0-2	0-2	5	3	8
Patterson.....	2-5	0-2	0-1	2	0	4
Gardner.....	0-0	0-0	0-0	0	0	0
Bowers.....	5-13	2-8	3-4	2	0	15
Frazier.....	0-1	0-1	0-0	0	0	0
Harper.....	2-3	1-2	0-0	2	1	5
Smith.....	0-1	0-0	0-0	0	0	0
<b>Totals.....</b>	<b>24-50</b>	<b>6-23</b>	<b>10-15</b>	<b>22</b>	<b>8</b>	<b>64</b>

Halftime Score: Texas 41, MSU 29.

## 2001 NIT SECOND ROUND

Mississippi State 75, Southern Miss 68  
March 14, 2001 • Starkville, MS  
Humphrey Coliseum (4,895)

USM	FG	3FG	FT	RB	A	PT
Myles.....	7-10	2-3	4-6	5	3	20
Thompson.....	1-3	0-1	0-0	2	0	2
Jones.....	3-7	0-0	1-4	4	1	7
Cauthen.....	1-5	0-0	4-5	3	2	6
Wall.....	5-12	3-6	0-0	3	0	13
Meneses.....	0-0	0-0	0-0	0	0	0
Richardson.....	3-7	1-3	0-0	3	1	7
Henderson.....	0-3	0-0	1-2	6	0	1
Carter.....	0-4	0-1	2-2	3	0	2
Mims.....	2-8	2-6	0-0	8	1	6
Duncan.....	2-5	0-0	0-1	4	2	4
<b>Totals.....</b>	<b>24-64</b>	<b>8-20</b>	<b>12-20</b>	<b>45</b>	<b>10</b>	<b>68</b>
MSU	FG	3FG	FT	RB	A	PT
Patterson.....	7-13	1-3	6-9	5	1	21
Hamilton.....	4-9	0-1	0-0	8	1	8
Q. Smith.....	0-1	0-0	0-4	2	0	0
A. Jackson.....	3-8	1-4	4-4	0	1	11
Goffer.....	2-4	1-3	3-6	1	1	8
Billups.....	1-1	0-0	0-0	0	0	2
Bowers.....	1-2	0-1	0-0	1	0	2
Gholar.....	0-2	0-0	0-0	2	0	0
Zimmerman.....	5-10	0-0	1-2	8	3	11
Austin.....	4-9	0-0	4-6	4	3	12
<b>Totals.....</b>	<b>27-59</b>	<b>3-12</b>	<b>18-31</b>	<b>37</b>	<b>10</b>	<b>75</b>

Halftime Score: MSU 41, USM 27.

## 2001 NIT FIRST ROUND

Mississippi State 66, Pittsburgh 61  
March 19, 2001 • Pittsburgh, PA  
Fitzgerald Field House (6,798)

MSU	FG	3FG	FT	RB	A	PT
Patterson.....	4-9	2-4	1-2	7	4	11
Hamilton.....	2-9	0-2	0-0	6	0	4
Q. Smith.....	5-5	0-0	0-0	3	1	10
A. Jackson.....	4-8	2-5	0-0	4	2	10
Goffer.....	0-1	0-1	2-2	0	0	2
Billups.....	0-0	0-0	0-0	1	0	0
Bowers.....	0-0	0-0	0-0	0	0	0
Gholar.....	3-4	2-3	0-0	2	3	8
Zimmerman.....	7-11	1-3	0-0	3	3	15
Austin.....	3-10	0-0	0-0	4	1	6
<b>Totals.....</b>	<b>28-57</b>	<b>7-18</b>	<b>3-4</b>	<b>35</b>	<b>14</b>	<b>66</b>
Pittsburgh	FG	3FG	FT	RB	A	PT
Zavackas.....	3-3	3-3	2-2	1	1	11
Greer.....	1-8	0-5	1-2	2	3	3
Hawkins.....	3-6	0-0	0-0	7	1	6
Knight.....	3-11	2-8	4-6	6	7	12
Page.....	5-12	3-9	0-0	1	1	13
Brown.....	2-5	0-1	7-7	4	1	11
Johnson.....	1-3	0-1	1-2	2	0	3
Morris.....	1-1	0-0	0-0	0	0	2
<b>Totals.....</b>	<b>19-49</b>	<b>8-27</b>	<b>15-19</b>	<b>26</b>	<b>14</b>	<b>61</b>

Halftime Score: MSU 27, Pitt 27.

## 2001 NIT SECOND ROUND

Tulsa 77, Mississippi State 75  
March 21, 2001 • Starkville, MS  
Humphrey Coliseum (4,529)

Tulsa	FG	3FG	FT	RB	A	PT
Hill.....	2-5	1-4	0-0	2	2	5
Shelton.....	4-8	3-5	1-2	7	0	12
Johnson.....	5-8	1-2	5-10	6	2	16
Harrington.....	5-7	1-2	3-4	2	6	14
Swanson.....	3-6	1-2	2-3	4	2	9
Davis.....	1-2	0-0	0-0	2	0	2
Reed.....	6-10	3-4	2-4	1	3	17
Parker.....	0-4	0-1	0-0	1	0	0
Ledoux.....	0-0	0-0	0-0	0	0	0
Ingram.....	1-1	0-0	0-0	1	0	2
<b>Totals.....</b>	<b>27-51</b>	<b>10-20</b>	<b>13-23</b>	<b>29</b>	<b>15</b>	<b>77</b>
MSU	FG	3FG	FT	RB	A	PT
Patterson.....	5-10	4-7	6-6	5	2	20
Hamilton.....	3-10	0-4	3-5	13	0	9
Q. Smith.....	4-6	0-0	4-7	7	0	12
A. Jackson.....	2-14	0-8	2-5	2	3	6
Goffer.....	1-2	0-1	0-0	1	1	2
Billups.....	0-1	0-0	0-0	0	0	0
Bowers.....	0-1	0-1	0-0	0	0	0
Gholar.....	0-1	0-1	0-0	2	1	0
Zimmerman.....	4-6	1-1	5-5	5	3	14
Austin.....	6-11	0-0	0-1	4	0	12
<b>Totals.....</b>	<b>25-62</b>	<b>5-23</b>	<b>20-29</b>	<b>42</b>	<b>10</b>	<b>75</b>

Halftime Score: TU 38, MSU 31.



Rick Stansbury has guided Mississippi State to 10 postseason tournament appearances in his first 12 seasons at the Bulldog helm, including four-straight NCAA berths from 2002-2005 and last year's NIT.

2010-11 BULLDOG BASKETBALL

# MSU POSTSEASON TOURNAMENT HISTORY

## 1999 NIT

### FIRST ROUND

Colorado State 69, Mississippi State 56  
March 10, 1999 • Fort Collins, CO  
Moby Arena (5,096)

MSU	FG	3FG	FT	RB	A	PT
Patterson.....	1-1	0-0	3-4	2	0	5
Hamilton.....	4-18	0-10	0-0	11	0	8
Washington.....	4-9	0-0	0-1	4	1	8
White.....	4-13	2-7	0-0	3	7	10
Myles.....	2-6	1-1	0-0	4	3	5
Gholar.....	2-3	2-3	2-5	6	0	8
Hyché.....	2-4	0-2	0-0	2	1	4
Boswell.....	1-2	0-0	0-0	0	0	2
Roberts.....	2-8	0-0	0-0	4	0	4
Jackson.....	1-3	0-0	0-2	3	0	2
<b>Totals.....</b>	<b>23-67</b>	<b>5-23</b>	<b>5-12</b>	<b>43</b>	<b>12</b>	<b>56</b>

CSU	FG	3FG	FT	RB	A	PT
Sivesind.....	6-9	4-7	0-0	3	3	16
Goodwyn.....	4-12	1-2	6-7	7	2	15
Ford.....	3-3	0-0	1-2	8	1	7
Palacio.....	1-13	0-3	1-2	5	2	3
McKanstry.....	5-14	1-4	3-3	3	4	14
Smith.....	0-1	0-1	0-0	1	0	0
Harris.....	0-1	0-0	2-2	0	0	2
Martin.....	0-0	0-0	0-0	0	0	0
Mayer.....	0-0	0-0	0-0	0	0	0
Patik.....	1-1	0-0	0-0	3	0	2
Fisher.....	3-4	0-0	4-6	8	0	10
<b>Totals.....</b>	<b>23-58</b>	<b>6-17</b>	<b>17-22</b>	<b>41</b>	<b>12</b>	<b>69</b>

Halftime Score: CSU 33, MSU 28.

## 1996 NCAA TOURNAMENT

### FIRST ROUND

Mississippi State 58, Va. Commonwealth 51  
March 14, 1996 • Indianapolis, IN  
RCA Dome (31,569)

VCU	FG	3FG	FT	RB	A	PT
Chappell.....	4-13	2-5	0-0	3	0	10
Hopkins.....	9-20	0-0	4-6	11	2	22
Byrd.....	1-5	0-0	3-6	2	1	5
Hamilton.....	1-5	0-4	0-0	3	4	2
Lee.....	1-7	1-5	0-0	6	2	3
Smith.....	0-3	0-0	0-0	3	0	0
Peabody.....	1-2	0-0	0-2	2	0	2
Reed.....	1-2	0-1	0-0	1	1	2
Talley.....	0-4	0-1	0-0	1	0	0
Marston.....	2-3	1-1	0-0	0	0	5
<b>Totals.....</b>	<b>20-64</b>	<b>4-17</b>	<b>7-14</b>	<b>36</b>	<b>10</b>	<b>51</b>

MSU	FG	3FG	FT	RB	A	PT
Jones.....	5-12	1-3	2-2	10	3	13
Walters.....	1-4	0-0	0-0	5	1	2
Dampier.....	6-9	0-0	1-2	7	0	13
Bullard.....	0-5	0-5	0-0	7	6	0
D. Wilson.....	5-14	2-4	3-4	5	1	15
Hughes.....	0-1	0-0	2-2	4	0	2
Hyché.....	3-6	2-4	0-0	3	1	8
Washington.....	2-3	0-0	1-3	2	0	5
<b>Totals.....</b>	<b>22-54</b>	<b>5-16</b>	<b>9-13</b>	<b>46</b>	<b>12</b>	<b>58</b>

Halftime Score: MSU 24, VCU 20.

## 1996 NCAA TOURNAMENT

### SECOND ROUND

Mississippi State 63, Princeton 41  
March 16, 1996 • Indianapolis, IN  
RCA Dome (32,293)

Princeton	FG	3FG	FT	RB	A	PT
Doyal.....	3-5	1-3	0-1	4	2	7
Lewullis.....	0-5	0-4	0-0	1	0	0
Goodrich.....	5-13	2-5	2-2	2	3	14
Johnson.....	2-6	0-4	0-0	5	1	4
Henderson.....	4-10	2-6	1-1	2	3	11
Earl.....	0-2	0-2	0-0	1	1	0
Del-Toro.....	0-1	0-1	0-0	0	0	0
Mastaglio.....	1-1	1-1	0-0	0	0	3
Gregory.....	0-0	0-0	0-0	0	1	0
Rosenfeld.....	0-1	0-0	0-0	0	0	0
Hart.....	0-1	0-1	0-0	0	0	0
Hite.....	1-1	0-0	0-0	0	0	2
<b>Totals.....</b>	<b>16-46</b>	<b>6-27</b>	<b>3-4</b>	<b>15</b>	<b>11</b>	<b>41</b>

MSU	FG	3FG	FT	RB	A	PT
Jones.....	5-10	1-2	0-0	7	0	11
Walters.....	0-1	0-0	0-0	4	1	0
Dampier.....	10-12	0-0	0-2	7	0	20
Bullard.....	3-6	0-3	2-4	6	9	8
D. Wilson.....	4-8	3-7	2-2	1	1	13
Hughes.....	0-0	0-0	2-2	3	1	2
Edmonson.....	1-1	1-1	2-2	1	0	5
Hyché.....	1-1	0-0	0-0	1	2	2
B. Wilson.....	0-1	0-1	0-0	0	0	0
Washington.....	0-0	0-0	0-0	3	0	0
Walton.....	0-0	0-0	2-2	0	1	2
<b>Totals.....</b>	<b>24-40</b>	<b>5-14</b>	<b>10-14</b>	<b>34</b>	<b>15</b>	<b>63</b>

Halftime Score: MSU 31, PU 20.

## 1996 NCAA TOURNAMENT

### REGIONAL SEMIFINALS

Mississippi State 60, Connecticut 55  
March 22, 1996 • Lexington, KY  
Rupp Arena (23,890)

MSU	FG	3FG	FT	RB	A	PT
Jones.....	6-16	0-1	1-2	10	4	13
Walters.....	1-2	0-0	1-2	6	1	3
Dampier.....	6-15	0-0	3-4	8	2	15
Bullard.....	1-6	0-2	0-0	2	6	2
D. Wilson.....	9-14	7-11	2-2	2	0	27
Hughes.....	0-2	0-0	0-0	3	1	0
Hyché.....	0-1	0-1	0-0	0	0	0
<b>Totals.....</b>	<b>23-56</b>	<b>7-15</b>	<b>7-10</b>	<b>35</b>	<b>14</b>	<b>60</b>

UConn	FG	3FG	FT	RB	A	PT
King.....	4-9	0-0	0-0	8	1	8
Johnson.....	0-4	0-1	2-2	1	2	2
Knight.....	5-10	0-0	0-0	13	2	10
Sheffer.....	3-14	2-7	2-2	9	5	10
Allen.....	9-25	4-10	0-2	6	1	22
Jones.....	1-5	1-2	0-0	2	0	3
Hayward.....	0-0	0-0	0-0	1	0	0
Carson.....	0-1	0-0	0-0	0	0	0
<b>Totals.....</b>	<b>22-68</b>	<b>7-20</b>	<b>4-6</b>	<b>45</b>	<b>11</b>	<b>55</b>

Halftime Score: MSU 37, UC 25.

## 1996 NCAA TOURNAMENT

### REGIONAL FINALS

Mississippi State 73, Cincinnati 63  
March 24, 1996 • Lexington, KY  
Rupp Arena (23,850)

MSU	FG	3FG	FT	RB	A	PT
Jones.....	9-17	2-6	3-3	13	0	23
Walters.....	0-2	0-0	1-2	10	0	1
Dampier.....	4-10	0-0	1-4	6	2	9
Bullard.....	3-7	1-3	4-7	4	3	11
D. Wilson.....	3-9	1-6	9-12	2	5	16
Washington.....	3-4	0-0	1-2	4	0	7
Hyché.....	2-2	1-1	0-0	0	1	5
Hughes.....	0-0	0-0	1-3	0	0	1
<b>Totals.....</b>	<b>24-51</b>	<b>5-16</b>	<b>20-33</b>	<b>44</b>	<b>11</b>	<b>73</b>

Cincinnati	FG	3FG	FT	RB	A	PT
Gregor.....	0-0	0-0	0-0	0	0	0
Fortson.....	6-15	0-0	12-16	13	2	24
Long.....	2-4	0-0	0-0	6	0	4
Flint.....	1-12	0-7	0-0	4	1	2
LeGree.....	5-8	1-1	0-2	5	4	11
Julson.....	1-2	0-0	1-2	2	0	3
Burton.....	6-20	5-16	0-0	3	2	17
Brannen.....	0-0	0-0	0-0	0	0	0
Monroe.....	1-2	0-0	0-0	2	0	2
Fletcher.....	0-0	0-0	0-0	0	0	0
Davis.....	0-0	0-0	0-0	0	2	0
Levett.....	0-2	0-2	0-0	0	0	0
<b>Totals.....</b>	<b>22-65</b>	<b>6-26</b>	<b>13-20</b>	<b>38</b>	<b>11</b>	<b>63</b>

Halftime Score: MSU 37, UC 29.

## 1996 FINAL FOUR

### SEMIFINALS

Syracuse 77, Mississippi State 69  
March 30, 1996 • East Rutherford, NJ  
Continental Airlines Arena (19,229)

MSU	FG	3FG	FT	RB	A	PT
Jones.....	6-16	2-8	2-2	6	2	16
Walters.....	5-9	0-0	0-0	6	0	10
Dampier.....	4-6	0-0	4-4	14	6	12
Bullard.....	4-9	3-7	0-0	5	8	11
D. Wilson.....	7-16	6-13	0-0	2	3	20
Washington.....	0-0	0-0	0-0	1	0	0
Hyché.....	0-0	0-0	0-0	1	1	0
Hughes.....	0-0	0-0	0-0	5	1	0
<b>Totals.....</b>	<b>26-56</b>	<b>11-28</b>	<b>6-6</b>	<b>41</b>	<b>21</b>	<b>69</b>


Syracuse	FG	3FG	FT	RB	A	PT
Burgan.....	6-11	2-4	5-6	7	2	19
Wallace.....	6-14	1-1	8-10	4	2	21
Hill.....	7-11	0-0	1-2	2	1	15
Sims.....	3-5	1-3	4-4	5	9	11
Cipolla.....	3-9	1-3	2-2	1	1	9
Reafsnnyder.....	1-3	0-0	0-0	2	0	2
Janulis.....	0-2	0-1	0-0	0	0	0
<b>Totals.....</b>	<b>26-55</b>	<b>5-12</b>	<b>20-24</b>	<b>21</b>	<b>15</b>	<b>77</b>

Halftime Score: MSU 36, SU 36.





## 1994-95 NCAA SWEET SIXTEEN (22-8)



The 1994-95 Mississippi State Bulldogs knocked off a Steve Nash-led Santa Clara club and a Keith Van Horn-paced Utah contingent in the 1995 NCAA West Regional in Boise, Idaho, to earn a Sweet Sixteen showing before bowing to the eventual national champion UCLA Bruins at the regional semifinals in Oakland, Calif.

## 1995 NCAA TOURNAMENT FIRST ROUND

Mississippi State 75, Santa Clara 67  
March 17, 1995 • Boise, ID  
BSU Pavilion (11,853)

Santa Clara	FG	3FG	FT	RB	A	PT
Dunne.....	4-9	0-1	3-4	5	1	11
Sedlock.....	4-7	1-2	0-0	2	2	9
Zurek.....	3-10	0-1	2-2	4	0	8
Nash.....	7-13	4-9	4-4	7	2	22
Garnett.....	5-11	1-5	0-0	4	2	11
Jones.....	0-0	0-0	0-0	0	0	0
Anderson.....	1-3	0-1	0-0	0	1	2
Pierce.....	0-3	0-0	1-2	1	0	1
Von Buchwaldt.....	0-1	0-0	0-0	1	0	0
Graves.....	1-1	0-0	1-1	1	0	3
<b>Totals.....</b>	<b>25-58</b>	<b>6-19</b>	<b>11-13</b>	<b>29</b>	<b>8</b>	<b>67</b>

MSU	FG	3FG	FT	RB	A	PT
Grant.....	3-8	2-6	0-0	2	5	8
Price.....	2-3	0-0	0-0	1	1	4
Dampier.....	4-6	0-0	5-7	9	0	13
Honore.....	6-8	4-5	0-2	1	2	16
D. Wilson.....	4-12	2-9	9-10	6	5	19
Bullard.....	2-3	1-2	0-0	2	0	5
Hughes.....	0-0	0-0	0-0	1	0	0
Walters.....	3-7	0-0	0-0	6	2	6
B. Wilson.....	2-3	0-0	0-0	0	0	4
<b>Totals.....</b>	<b>26-50</b>	<b>9-22</b>	<b>14-19</b>	<b>30</b>	<b>15</b>	<b>75</b>

Halftime Score: MSU 36, SCU 29.

## 1995 NCAA TOURNAMENT SECOND ROUND

Mississippi State 78, Utah 64  
March 19, 1995 • Boise, ID  
BSU Pavilion (11,886)

MSU	FG	3FG	FT	RB	A	PT
Grant.....	5-10	4-5	1-2	4	3	15
Price.....	0-2	0-0	0-0	5	2	0
Dampier.....	9-13	0-0	3-4	10	0	21
Honore.....	2-9	0-4	2-2	0	3	6
D. Wilson.....	10-20	2-8	10-10	7	1	32
Bullard.....	0-2	0-1	0-0	2	1	0
Hughes.....	1-1	0-0	0-0	3	0	2
Walters.....	1-4	0-0	0-2	8	0	2
B. Wilson.....	0-0	0-0	0-0	0	0	0
<b>Totals.....</b>	<b>28-61</b>	<b>6-18</b>	<b>16-20</b>	<b>40</b>	<b>10</b>	<b>78</b>

Utah	FG	3FG	FT	RB	A	PT
Carroll.....	1-2	1-2	2-2	1	1	5
Van Horn.....	8-20	0-3	5-5	6	0	21
Melmeth.....	2-7	0-0	0-0	4	2	4
Preston.....	3-4	0-0	0-0	3	2	6
Jessie.....	4-10	1-2	4-5	8	4	13
Rydalch.....	2-9	2-7	0-0	2	1	6
Hansen.....	0-0	0-0	0-0	0	0	0
Jensen.....	2-3	0-0	3-4	4	2	7
Doleac.....	1-10	0-0	0-1	8	0	2
<b>Totals.....</b>	<b>23-65</b>	<b>4-14</b>	<b>14-17</b>	<b>40</b>	<b>12</b>	<b>64</b>

Halftime Score: MSU 35, Utah 22.

## 1995 NCAA TOURNAMENT SWEET 16

UCLA 86, Mississippi State 67  
March 23, 1995 • Oakland, CA  
Oakland Coliseum-Arena (14,399)

MSU	FG	3FG	FT	RB	A	PT
Grant.....	1-8	0-5	0-0	10	3	2
Price.....	3-5	0-0	0-0	2	3	6
Dampier.....	4-4	0-0	3-4	4	1	11
Honore.....	2-10	2-7	0-0	4	5	6
D. Wilson.....	7-21	5-14	3-5	6	3	22
Bullard.....	3-9	2-6	2-2	3	2	10
Hughes.....	0-0	0-0	0-0	1	0	0
Walters.....	3-5	0-0	4-6	7	1	10
Young.....	0-0	0-0	0-0	0	0	0
B. Wilson.....	0-0	0-0	0-0	0	0	0
<b>Totals.....</b>	<b>23-62</b>	<b>9-32</b>	<b>12-17</b>	<b>41</b>	<b>18</b>	<b>67</b>

UCLA	FG	3FG	FT	RB	A	PT
E. O'Bannon.....	8-14	3-6	2-3	8	1	21
C. O'Bannon.....	3-7	0-1	3-4	5	2	9
Zidek.....	5-11	0-0	1-4	2	0	11
Edney.....	4-6	1-2	1-2	3	8	10
Bailey.....	3-11	0-2	6-9	5	2	12
Dollar.....	0-1	0-0	2-6	6	2	2
Myers.....	0-0	0-0	0-0	0	0	0
Dempsey.....	0-0	0-0	0-0	0	0	0
Nwankwo.....	0-1	0-0	4-4	0	1	4
Givens.....	2-2	0-0	0-0	2	0	4
Henderson.....	2-3	0-0	4-5	2	1	8
Johnson.....	1-2	0-0	3-6	3	1	5
<b>Totals.....</b>	<b>28-58</b>	<b>4-11</b>	<b>26-43</b>	<b>39</b>	<b>18</b>	<b>86</b>

Halftime Score: UCLA 40, MSU 19.

## 1994 NIT FIRST ROUND

Kansas State 78, Mississippi State 67  
March 17, 1994 • Manhattan, KS  
Bramlage Coliseum (2,690)

MSU	FG	3FG	FT	RB	A	PT
Price.....	1-2	0-0	0-0	1	0	2
Domingue.....	2-2	0-0	0-0	5	3	4
Dampier.....	4-10	0-0	5-9	8	0	13
Honore.....	4-12	3-7	3-7	3	2	14
Grant.....	1-6	1-6	0-0	1	3	3
D. Wilson.....	6-12	4-9	6-6	5	1	22
Dorsey.....	3-6	1-3	0-0	2	1	7
B. Wilson.....	0-1	0-0	0-0	3	0	0
Walters.....	0-2	0-0	2-2	2	0	2
Brooks.....	0-0	0-0	0-0	0	0	0
<b>Totals.....</b>	<b>21-53</b>	<b>9-25</b>	<b>16-24</b>	<b>31</b>	<b>10</b>	<b>67</b>

KSU	FG	3FG	FT	RB	A	PT
Davis.....	2-3	0-0	1-2	3	2	5
Noland.....	3-8	0-3	0-0	4	1	6
Cunningham.....	5-8	0-0	6-7	6	0	16
Beane.....	5-7	2-2	1-1	3	6	13
Jones.....	8-17	3-9	1-3	4	3	20
Gavin.....	4-6	0-0	0-1	5	2	8
Lucas.....	2-5	0-0	0-0	4	0	4
Lewis.....	0-1	0-0	0-0	0	0	0
Hamilton.....	2-3	0-1	0-0	2	1	4
Hill.....	1-1	0-0	0-0	2	0	2
Strickland.....	0-1	0-0	0-0	0	0	0
Warta.....	0-1	0-0	0-0	0	0	0
Schmidt.....	0-0	0-0	0-0	0	0	0
Mourning.....	0-0	0-0	0-0	0	0	0
<b>Totals.....</b>	<b>32-61</b>	<b>5-15</b>	<b>9-14</b>	<b>34</b>	<b>17</b>	<b>78</b>

Halftime Score: KSU 38, MSU 26.

# MSU POSTSEASON TOURNAMENT HISTORY

## 1991 NCAA TOURNAMENT

### FIRST ROUND

Eastern Michigan 76, Mississippi State 56  
March 15, 1991 • Syracuse, NY  
Carrier Dome (14,436)

EMU	FG	3FG	FT	RB	A	PT
Hallas.....	4-6	0-0	1-1	6	3	9
Ca. Thomas.....	5-9	4-7	2-3	3	2	16
Kennedy.....	9-13	0-0	4-6	16	1	22
Ch. Thomas.....	2-6	2-5	3-4	4	6	9
Neely.....	6-16	0-0	5-8	7	5	17
Boykin.....	0-1	0-0	0-1	0	0	0
Lewis.....	0-1	0-0	1-2	1	3	1
Felder.....	0-1	0-0	0-0	0	1	0
Frasor.....	1-1	0-0	0-0	1	0	2
Pangas.....	0-0	0-0	0-0	1	0	0
<b>Totals.....</b>	<b>27-54</b>	<b>6-12</b>	<b>16-25</b>	<b>43</b>	<b>21</b>	<b>76</b>
CSU	FG	3FG	FT	RB	A	PT
Carter.....	6-19	1-5	0-0	6	3	13
Burns.....	8-18	0-1	6-8	7	2	22
Nichols.....	2-4	0-0	0-0	6	1	4
Hartsfield.....	2-8	1-3	0-0	2	4	5
Smith.....	1-4	0-0	0-0	4	3	2
Watts.....	3-7	2-3	2-2	3	2	10
Morris.....	0-0	0-0	0-0	0	0	0
Watson.....	0-0	0-0	0-0	0	0	0
Hooper.....	0-2	0-1	0-0	1	1	0
Peterson.....	0-0	0-0	0-0	0	0	0
<b>Totals.....</b>	<b>22-62</b>	<b>4-13</b>	<b>8-10</b>	<b>31</b>	<b>16</b>	<b>56</b>

Halftime Score: EMU 35, MSU 28.

## 1990 NIT

### FIRST ROUND

Mississippi State 84, Baylor 75  
March 15, 1990 • Starkville, MS  
Humphrey Coliseum (5,374)

Baylor	FG	3FG	FT	RB	A	PT
Denton.....	7-16	4-6	4-5	7	1	22
Jones.....	2-6	0-0	0-1	8	5	4
Holcombe.....	7-12	0-0	0-0	8	2	14
Wesley.....	5-14	2-7	5-6	4	3	17
Lindsey.....	1-2	0-0	0-0	1	1	2
Hunt.....	3-11	2-7	0-0	1	1	8
Chalmers.....	2-3	0-0	0-0	2	0	4
Schumacher.....	0-0	0-0	0-0	0	1	0
Christian.....	2-4	0-0	0-0	1	0	4
<b>Totals.....</b>	<b>29-68</b>	<b>8-20</b>	<b>9-12</b>	<b>36</b>	<b>14</b>	<b>75</b>
MSU	FG	3FG	FT	RB	A	PT
Carter.....	2-5	0-0	4-6	3	4	8
Burns.....	9-16	0-0	10-13	8	0	28
Merritt.....	2-5	1-2	0-1	11	4	5
Hartsfield.....	3-9	3-6	6-7	2	5	15
Watts.....	6-14	2-4	9-9	6	2	23
Nichols.....	0-1	0-0	1-2	4	0	1
Smith.....	1-2	0-0	0-0	0	0	2
Woodard.....	1-1	0-0	0-1	3	2	2
Peterson.....	0-0	0-0	0-0	0	0	0
<b>Totals.....</b>	<b>24-53</b>	<b>6-12</b>	<b>30-39</b>	<b>38</b>	<b>17</b>	<b>84</b>

Halftime Score: MSU 39, BU 32.

## 1990 NIT

### SECOND ROUND

New Orleans 65, Mississippi State 60  
March 19, 1990 • New Orleans, LA  
Kiefer UNO Lakefront Arena (9,111)

MSU	FG	3FG	FT	RB	A	PT
Carter.....	6-7	1-1	2-2	5	4	15
Burns.....	6-14	0-0	4-5	5	0	16
Merritt.....	3-6	2-4	0-0	6	1	8
Hartsfield.....	2-10	1-4	2-2	3	2	7
Watts.....	1-5	0-3	3-4	2	3	5
Smith.....	0-3	0-0	2-2	3	0	2
Woodard.....	1-6	1-1	2-4	4	1	5
Nichols.....	1-1	0-0	0-1	4	0	2
<b>Totals.....</b>	<b>20-52</b>	<b>5-13</b>	<b>15-20</b>	<b>34</b>	<b>11</b>	<b>60</b>
UNO	FG	3FG	FT	RB	A	PT
Collins.....	6-8	0-0	5-5	3	0	17
Harris.....	6-11	0-0	10-13	6	1	22
Johnson.....	0-2	0-0	0-0	7	2	0
Clarke.....	2-4	2-3	0-0	0	8	6
Richardson.....	4-7	0-0	2-3	6	2	10
Bennett.....	1-5	0-1	3-4	0	0	5
Laiche.....	0-0	0-0	0-0	1	0	0
Dyer.....	2-5	0-1	0-0	1	1	4
Moore.....	0-1	0-0	1-2	1	0	1
Hill.....	0-0	0-0	0-0	0	0	0
<b>Totals.....</b>	<b>21-43</b>	<b>2-5</b>	<b>21-27</b>	<b>28</b>	<b>14</b>	<b>65</b>

Halftime Score: UNO 38, MSU 35.

## 1979 NIT

### FIRST ROUND

Alcorn State 80, Mississippi State 78  
March 8, 1979 • Starkville, MS  
Humphrey Coliseum (9,745)

Alcorn State	FG	FT	RB	A	PT
L. Smith.....	6-8	7-8	8	3	19
Monroe.....	8-14	0-0	9	1	16
C. Jenkins.....	3-5	0-0	3	3	6
Horton.....	4-13	0-0	1	3	8
R. Smith.....	3-13	0-0	4	0	6
J. Jenkins.....	5-11	1-1	1	1	11
Bell.....	1-2	0-0	2	2	2
Wyatt.....	4-4	0-0	1	0	8
Baker.....	2-4	0-0	0	0	4
<b>Totals.....</b>	<b>36-74</b>	<b>8-9</b>	<b>30</b>	<b>13</b>	<b>80</b>
UConn	FG	FT	RB	A	PT
White.....	7-11	0-0	6	1	14
Brown.....	7-17	6-8	11	1	20
Peck.....	8-11	6-9	12	3	22
Schuberth.....	1-1	0-0	0	3	2
Jordan.....	1-4	0-0	3	5	2
Grim.....	9-12	0-0	2	5	18
Gaspard.....	0-0	0-0	0	0	0
<b>Totals.....</b>	<b>33-56</b>	<b>12-17</b>	<b>36</b>	<b>18</b>	<b>78</b>

Halftime Score: MSU 37, ASU 31.

## 1963 NCAA TOURNAMENT

### FIRST ROUND

Loyola (Chicago) 61, Mississippi State 51  
March 15, 1963 • East Lansing, MI  
Jenison Field House (12,143)

MSU	FG	FT	RB	PT
Mitchell.....	6-10	2-5	11	14
Gold.....	3-9	5-7	3	11
Brinker.....	3-6	3-5	7	9
Hutton.....	5-9	0-2	1	10
Stroud.....	3-15	1-1	3	7
Nichols.....	0-0	0-0	0	0
<b>Totals.....</b>	<b>20-49</b>	<b>11-20</b>	<b>35</b>	<b>51</b>
Loyola	FG	FT	RB	PT
Harkness.....	7-11	6-7	9	20
Rouse.....	8-24	0-0	19	16
Hunter.....	3-13	6-7	10	12
Egan.....	1-9	0-1	1	2
Miller.....	5-9	1-1	4	11
Wood.....	0-0	0-0	1	0
<b>Totals.....</b>	<b>24-66</b>	<b>13-16</b>	<b>48</b>	<b>61</b>

Halftime Score: LU 26, MSU 19.

## 1963 NCAA TOURNAMENT

### CONSOLATION GAME

Mississippi State 65, Bowling Green 60  
March 16, 1963 • East Lansing, MI  
Jenison Field House (12,143)

MSU	FG	FT	RB	PT
Mitchell.....	5-14	13-16	8	23
Brinker.....	2-6	3-3	10	7
Shows.....	2-5	1-3	7	5
Hutton.....	5-11	4-7	3	14
Stroud.....	5-13	3-3	2	13
Williams.....	0-5	1-2	6	1
Posey.....	0-1	0-0	2	0
Nichols.....	1-1	0-1	4	2
<b>Totals.....</b>	<b>20-56</b>	<b>25-35</b>	<b>51</b>	<b>65</b>
BGSU	FG	FT	RB	PT
Junior.....	3-12	3-3	5	9
Chatman.....	0-2	0-1	6	0
Thurmond.....	6-22	7-10	31	19
Haley.....	1-1	0-0	1	2
Komives.....	7-26	6-7	2	20
Reynolds.....	0-3	0-0	0	0
Gilbert.....	1-3	2-3	2	4
Chapman.....	0-3	0-0	3	0
Pepin.....	2-3	0-0	1	4
Baker.....	1-5	0-0	1	2
<b>Totals.....</b>	<b>21-80</b>	<b>18-24</b>	<b>60</b>	<b>60</b>

Halftime Score: MSU 34, BGSU 26.





## SEC TOURNAMENT HISTORY (27-47; 22-28 SINCE RENEWAL)

Year	Site	Opponent (Round)	Result
1933	Atlanta	Alabama (2nd)	W, 30-25
1933		Vanderbilt (Semis)	W, 48-36
1933		Kentucky (Finals)	L, 46-27
1934	Atlanta	Alabama (2nd)	L, 37-25
1936	Knoxville	Kentucky (2nd)	L, 41-39
1937	Knoxville	Georgia Tech (1st)	L, 43-30
1938	Baton Rouge	Tennessee (1st)	L, 41-34
1939	Knoxville	Vanderbilt (1st)	L, 73-40
1940	Knoxville	Vanderbilt (1st)	L, 46-36
1941	Louisville	Tennessee (1st)	L, 35-29
1942	Louisville	Tennessee (2nd)	L, 50-40
1943	Louisville	Georgia Tech (2nd)	W, 48-41
1943		Kentucky (Semis)	L, 52-43
1945	Louisville	Georgia Tech (2nd)	L, 60-33
1946	Louisville	Georgia (2nd)	L, 45-44
1947	Louisville	Georgia Tech (1st)	L, 65-52
1948	Louisville	Tennessee (1st)	L, 73-52
1949	Louisville	Tennessee (1st)	L, 73-46
1950	Louisville	Tulane (1st)	W, 56-47
1950		Kentucky (2nd)	L, 56-46
1951	Louisville	Kentucky (1st)	L, 92-70
1952	Louisville	LSU (1st)	L, 77-44
1979	Birmingham	Georgia (1st)	L, 75-72
1980	Birmingham	Alabama (2nd)	L, 76-75
1981	Birmingham	Vanderbilt (1st)	L, 71-58
1982	Lexington	Auburn-OT (1st)	L, 38-36
1983	Birmingham	Vanderbilt (2nd)	W, 76-61
1983		Alabama (Semis)	L, 51-50
1984	Nashville	Georgia (1st)	L, 52-49
1985	Birmingham	Alabama (2nd)	L, 42-31
1986	Lexington	Vanderbilt (1st)	W, 62-54
1986		Auburn (2nd)	W, 65-63
1986		Alabama (Semis)	L, 77-65
1987	Atlanta	LSU (1st)	L, 68-54
1988	Baton Rouge	Georgia (1st)	L, 64-43
1989	Knoxville	Georgia (1st)	L, 83-68
1990	Orlando	Alabama (2nd)	L, 59-44
1991	Nashville	Tennessee (2nd)	L, 87-70
1992	Birmingham	Vanderbilt (1st)	L, 77-55
1993	Lexington	Georgia (1st)	L, 87-56
1994	Memphis	Tennessee (1st)	W, 73-69
1994		Kentucky (2nd)	L, 95-76
1995	Atlanta	Florida (2nd)	L, 80-64
1996	New Orleans	Auburn (2nd)	W, 69-58
1996		Georgia (Semis)	W, 86-68
1996		Kentucky (Finals)	W, 84-73
1997	Memphis	Vanderbilt-OT (1st)	L, 73-67
1998	Atlanta	Georgia (1st)	L, 79-76
1999	Atlanta	Vanderbilt (1st)	W, 76-58
1999		Tennessee (2nd)	W, 62-56
1999		Arkansas-OT (Semis)	L, 84-79
2000	Atlanta	Vanderbilt (1st)	L, 76-53
2001	Nashville	South Carolina (1st)	L, 69-62
2002	Atlanta	Florida (2nd)	W, 62-52
2002		LSU (Semis)	W, 57-51
2002		Alabama (Finals)	W, 61-58
2003	New Orleans	Ole Miss (2nd)	W, 73-64
2003		LSU (Semis)	W, 76-61
2003		Kentucky (Finals)	L, 64-57
2004	Atlanta	Vanderbilt-OT (2nd)	L, 74-70
2005	Atlanta	Georgia (1st)	W, 76-65
2005		Florida (2nd)	L, 80-64
2006	Nashville	South Carolina (1st)	L, 59-44
2007	Atlanta	Kentucky-OT (2nd)	W, 84-82
		Arkansas (Semis)	L, 81-72
2008	Atlanta	Alabama-OT (1st)	W, 69-67
		Georgia (Semis)	L, 64-60
2009	Tampa	Georgia (1st)	W, 79-60
		South Carolina (2nd)	W, 82-68
		LSU (Semis)	W, 67-57
		Tennessee (Finals)	W, 64-61
2010	Nashville	Florida (2nd)	W, 75-69
		Vanderbilt (Semis)	W, 62-52
		Kentucky-OT (Finals)	L, 75-74

## INDIVIDUAL SUPERLATIVES :

### Most Points Scored:

- 30, Jeff Malone vs. Vanderbilt (3-11-83)
- 28, Dontae' Jones vs. Kentucky (3-10-96)
- 27, Detrick White vs. Arkansas (3-6-99)
- 27, Terry Lewis vs. Vanderbilt (3-11-83)

### Most Field Goals Made:

- 12, Dontae' Jones vs. Kentucky (3-10-96)
- 12, Jeff Malone vs. Vanderbilt (3-11-83)
- 11, Terry Lewis vs. Vanderbilt (3-11-83)

### Most Field Goals Attempted:

- 23, Jeff Malone vs. Alabama (3-12-83)
- 21, Jeff Malone vs. Vanderbilt (3-4-81)
- 20, Jeff Malone vs. Vanderbilt (3-11-83)

### Most 3-Point Field Goals Made:

- 6, Timmy Bowers vs. LSU (3-15-03)
- 5, Marcus Grant vs. Kentucky (3-11-94)
- 4, Bart Hyche vs. Vanderbilt (3-6-97)
- 4, Darryl Wilson vs. Kentucky (3-10-96)
- 4, Darryl Wilson vs. Georgia (3-9-96)
- 4, Darryl Wilson vs. Florida (3-10-95)
- 4, Reginald Boykin vs. Georgia (3-10-88)

### Most 3-Point Field Goals Attempted:

- 11, Bart Hyche vs. Vanderbilt (3-6-97)
- 10, Bart Hyche vs. Georgia (3-5-98)
- 10, Marcus Grant vs. Kentucky (3-11-94)

### Most Free Throws Made:

- 12, Darryl Wilson vs. Tennessee (3-10-94)
- 10, Timmy Bowers vs. Ole Miss (3-14-03)

### Most Free Throws Attempted:

- 17, Darryl Wilson vs. Tennessee (3-10-94)
- 11, Cameron Burns vs. Tennessee (3-8-91)
- 11, Jamont Gordon vs. Alabama (3-14-08)

### Most Rebounds:

- 15, Tyrone Washington vs. Arkansas (3-6-99)
- 14, Rickey Brown vs. Alabama (2-28-90)
- 12, Tyrone Washington vs. Vanderbilt (3-4-99)
- 12, Tyrone Washington vs. Vanderbilt (3-6-97)

### Most Assists:

- 11, Derrick Zimmerman vs. LSU (3-15-03)
- 10, Tracy Taylor vs. Vanderbilt (3-5-86)
- 9, Marcus Bullard vs. Kentucky (3-10-96)
- 8, Detrick White vs. Vanderbilt (3-4-99)
- 8, Marcus Bullard vs. Auburn (3-8-96)
- 8, Tracy Taylor vs. Auburn (3-6-86)

### Most Turnovers:

- 8, Jamont Gordon vs. South Carolina (3-9-06)
- 7, Four players [last: Derrick Zimmerman vs. Kentucky (3-16-03)]

### Most Blocked Shots:

- 8, Kalpatrick Wells vs. Vanderbilt (3-11-83)
- 5, Dontae' Jones vs. Georgia (3-9-96)
- 4, Tyrone Washington vs. Vanderbilt (3-6-97)
- 4, Erick Dampier vs. Kentucky (3-10-96)
- 4, Erick Dampier vs. Georgia (3-9-96)
- 4, Kalpatrick Wells vs. Alabama (3-12-83)

### Most Steals:

- 5, Derrick Zimmerman vs. LSU (3-9-02)
- 5, Tony Watts vs. Tennessee (3-8-91)
- 5, Barry Stewart vs. Alabama (3-14-08)
- 4, Ontario Harper vs. Florida (3-11-05)
- 4, David Domingue vs. Tennessee (3-10-94)
- 4, Chuck Evans vs. Georgia (3-11-93)
- 4, Terry Lewis vs. Vanderbilt (3-4-81)
- 4, Terry Lewis vs. Alabama (2-28-80)

## TEAM SUPERLATIVES

### Most Points Scored:

- 86 vs. Georgia (3-9-96)
- 84 vs. Kentucky (3-9-07)
- 84 vs. Kentucky (3-10-96)

### Most Field Goals Made:

- 34 vs. Alabama (2-28-80)
- 34 vs. Georgia (2-28-79)

### Most Field Goals Attempted:

- 72 vs. Arkansas (3-6-99)
- 72 vs. Tennessee (3-8-91)
- 69 vs. Vanderbilt (3-4-99)
- 69 vs. Vanderbilt (3-12-92)
- 69 vs. Alabama (2-28-80)

### Best Field Goal Percentage:

- .636 [28-44] vs. Vanderbilt (3-11-83)
- .604 [32-53] vs. Georgia (3-9-96)
- .590 [23-39] vs. Ole Miss (3-14-03)

### Most 3-Point Field Goals Made:

- 10 vs. LSU (3-15-03)
- 9 vs. Florida (3-11-05)
- 9 vs. Vanderbilt (3-12-04)
- 9 vs. Kentucky (3-10-96)

### Most 3-Point Field Goals Attempted:

- 29 vs. Tennessee (3-8-91)
- 28 vs. Vanderbilt (3-9-00)
- 25 vs. Arkansas (3-10-07)
- 25 vs. Florida (3-11-05)
- 25 vs. Vanderbilt (3-12-04)

### Best 3-Point Field Goal Percentage:

- 1.000 [3-3] vs. LSU (3-5-87)
- .600 [9-15] vs. Kentucky (3-10-96)

### Most Free Throws Made:

- 29 vs. Tennessee (3-10-94)
- 23 vs. Mississippi (3-14-03)

### Most Free Throws Attempted:

- 51 vs. Tennessee (3-10-94)
- 33 vs. Mississippi (3-14-03)

### Best Free Throw Percentage:

- .867 [13-15] vs. Alabama (3-7-86)
- .842 [16-19] vs. Georgia (3-9-96)

### Most Rebounds:

- 53 vs. Arkansas (3-6-99)
- 51 vs. Vanderbilt (3-4-99)
- 48 vs. Tennessee (3-5-99)

### Most Assists:

- 22 vs. Georgia (3-9-96)
- 20 vs. Kentucky (3-10-96)
- 20 vs. Auburn (3-6-86)

### Most Turnovers:

- 25 vs. Georgia (3-9-96)
- 23 vs. Vanderbilt (3-6-97)

### Most Blocked Shots:

- 11 vs. Vanderbilt (3-11-83)
- 10 vs. Georgia (3-9-96)

### Most Steals:

- 12 vs. Tennessee (3-8-91)
- 11 vs. Kentucky (3-16-03)
- 11 vs. Tennessee (3-10-94)
- 11 vs. Georgia (3-11-93)

Note: The Mississippi State individual and team superlatives listed are from performances since the SEC Tournament was renewed in 1979.



# MSU IN-SEASON TOURNAMENT HISTORY

## 1955-56

### CARROUSEL CLASSIC (CHARLOTTE, NC)

- D. 19 Wake Forest.....68-95 L
- D. 20 Davidson.....89-82 W
- D. 21 Florida State (OT).....79-71 W

## 1956-57

### EVANSVILLE HOLIDAY (EVANSVILLE, IN)

- D. 28 Denver.....69-65 W

## 1957-58

### BIRMINGHAM CLASSIC (BIRMINGHAM, AL)

- D. 13 Miami (FL).....66-63 W
  - D. 14 Auburn.....52-37 W
- All-Tourney: Bailey Howell (MVP), Jerry Keeton*

### MSU HOLIDAY TOURNAMENT (STARKVILLE, MS)

- D. 27 Ole Miss.....66-53 W
- D. 28 Morehead State.....46-41 W

## 1958-59

### SUGAR BOWL TOURNAMENT (NEW ORLEANS, LA)

- D. 29 Maryland.....56-45 W
  - D. 30 Memphis State.....73-55 W
- All-Tourney: Bailey Howell (MVP), Jerry Keeton*

## 1959-60

### MURRAY STATE INVITATIONAL (MURRAY, KY)

- D. 18 Baylor (OT).....70-61 W
- D. 19 Memphis State.....62-79 L

### SUGAR BOWL TOURNAMENT (NEW ORLEANS, LA)

- D. 29 Western Kentucky.....50-61 L
- D. 30 Virginia Tech.....61-82 L

## 1961-62

### SUGAR BOWL TOURNAMENT (NEW ORLEANS, LA)

- D. 29 Maryland.....64-62 W
  - D. 30 LSU.....73-51 W
- All-Tourney: Red Stroud (MVP), Leland Mitchell*

## 1962-63

### SUGAR BOWL TOURNAMENT (NEW ORLEANS, LA)

- D. 28 Houston (OT).....76-79 L
  - D. 29 Xavier, OH.....75-66 W
- All-Tourney: Leland Mitchell, Red Stroud*

## 1963-64

### BLUEBONNET TOURNAMENT (HOUSTON, TX)

- D. 19 Houston.....61-69 L
  - D. 20 Texas A&M.....54-58 L
- All-Tourney: Stan Brinker*

### ALL-AMERICAN TOURNAMENT (OWENSBORO, KY)

- D. 27 Virginia.....68-81 L
- D. 28 George Washington.....89-81 W

## 1964-65

### VIRGINIA TECH INVITATIONAL (BLACKSBURG, VA)

- D. 18 North Carolina.....80-84 L
- D. 19 Virginia Tech.....75-104 L

### MAGNOLIA INVITATIONAL (JACKSON, MS)

- D. 29 Mississippi College.....57-72 L
- D. 30 Delta State.....82-63 W

## 1965-66

### CHARLOTTE INVITATIONAL (CHARLOTTE, NC)

- D. 28 Princeton.....67-69 L
- D. 29 Davidson.....60-72 L

## 1966-67

### USM INVITATIONAL (HATTIESBURG, MS)

- D. 7 Texas A&M.....62-49 W
  - D. 8 Southern Mississippi.....72-63 W
- All-Tourney: Gary Washington, David Williams*

## 1967-68

### BLUEBONNET CLASSIC (HOUSTON, TX)

- D. 13 Montana State.....73-81 L
  - D. 14 George Washington.....70-55 W
- All-Tourney: Jim Martin*

### GATOR BOWL TOURNAMENT (JACKSONVILLE, FL)

- D. 27 Washington.....80-82 L
- D. 28 Florida.....66-65 W

## 1968-69

### BAYOU CLASSIC (LAFAYETTE, LA)

- D. 20 Southwestern Louisiana.....70-81 L
  - D. 21 Hawaii.....69-74 L
- All-Tourney: Manuel Washington*

### MOTOR CITY CLASSIC (DETROIT, MI)

- D. 27 Detroit.....62-86 L
- D. 28 Miami, OH.....56-76 L

## 1969-70

### LIBERTY BOWL CLASSIC (MEMPHIS, TN)

- D. 10 Memphis State.....74-83 L
  - D. 11 Arkansas (OT).....76-74 W
- All-Tourney: Jack Bouldin*

## 1970-71

### Poinsettia Classic (Greenville, SC)

- D. 28 Furman.....84-74 W
  - D. 29 Arizona.....75-77 L
- All-Tourney: Jack Bouldin (MVP)*

## 1971-72

### ALABAMA CLASSIC (TUSCALOOSA, AL)

- D. 9 Southern Mississippi.....77-73 W
- D. 10 South Florida.....90-77 W

### MARSHALL INVITATIONAL (HUNTINGTON, WV)

- D. 17 Marshall.....69-95 L
- D. 18 Rhode Island.....86-72 W

## 1972-73

### PACEMAKER CLASSIC (MONROE, LA)

- D. 28 North Texas State.....66-65 W
  - D. 29 East Carolina.....69-64 W
- All-Tourney: Terry Kusnierz (MVP), Jerry Jenkins*

### SENIOR BOWL TOURNAMENT (MOBILE, AL)

- J. 2 Michigan State.....82-90 L
  - J. 3 Hawaii.....97-85 W
- All-Tourney: Rich Knarr*

## 1974-75

### SHOW ME CLASSIC (COLUMBIA, MO)

- D. 6 Connecticut.....89-87 W
  - D. 7 Missouri.....78-102 L
- All-Tourney: Jerry Jenkins*

### INDIANA HALL OF FAME CLASSIC (TERRE HAUTE, IN)

- D. 27 Southern Illinois.....81-75 W
  - D. 28 Indiana State.....72-82 L
- All-Tourney: Larry Fry, Jerry Jenkins, Rich Knarr*

## 1975-76

### DAYTON INVITATIONAL (DAYTON, OH)

- D. 19 Dayton.....56-54 W
  - D. 20 Long Beach State.....70-57 W
- All-Tourney: Gary Hooker (MVP), Ray White*

## 1976-77

### OLD DOMINION CLASSIC (NORFOLK, VA)

- D. 28 Wake Forest.....88-83 W
  - D. 29 Old Dominion.....78-82 L
- All-Tourney: Rickey Brown, Gary Hooker*

## 1977-78

### LOBO INVITATIONAL (ALBUQUERQUE, NM)

- D. 29 Syracuse.....66-76 L
  - D. 30 Vermont.....79-50 W
- All-Tourney: Rickey Brown*

## 1978-79

### LOUISVILLE HOLIDAY CLASSIC (LOUISVILLE, KY)

- D. 28 Oral Roberts.....91-69 W
  - D. 29 Louisville.....80-73 W
- All-Tourney: Ray White (MVP), Greg Grim*

## 1979-80

### BABE MCCARTHY TOURNAMENT (BILOXI, MS)

- N. 30 Cincinnati.....87-72 W
  - D. 1 Alcorn State.....83-80 W
- All-Tourney: Rickey Brown (MVP), Greg Grim*

### DAYTON INVITATIONAL (DAYTON, OH)

- D. 21 Iowa.....62-81 L
  - D. 22 Pacific.....65-63 W
- All-Tourney: Greg Grim*

### SENIOR BOWL TOURNAMENT (MOBILE, AL)

- D. 27 Alcorn State.....75-82 L
  - D. 28 Rider.....72-64 W
- All-Tourney: Rickey Brown*

## 1980-81

### SUN MET CLASSIC (FRESNO, CA)

- D. 19 Southwestern Louisiana.....75-71 W
  - D. 20 Fresno State.....45-58 L
- All-Tourney: Jeff Malone*

### HOLIDAY CLASSIC (LAS VEGAS, NV)

- D. 29 Portland.....46-45 W
  - D. 30 Nevada-Las Vegas.....67-75 L
- All-Tourney: Michael Green*

## 1981-82

### KETTLE CLASSIC (HOUSTON, TX)

- D. 18 Houston.....49-96 L
- D. 19 Clemson.....32-59 L

## 1982-83

### KRYSTAL CLASSIC (CHATTANOOGA, TN)

- D. 17 Alabama-Birmingham.....67-47 W
  - D. 18 UT-Chattanooga.....54-62 L
- All-Tourney: Jeff Malone*

### SUGAR BOWL TOURNAMENT (NEW ORLEANS, LA)

- D. 28 Tulane.....51-47 W
  - D. 29 Southwestern Louisiana.....65-56 W
- All-Tourney: Jeff Malone (MVP), Terry Lewis, Kalpatrick Wells*

## 1983-84

### WINSTON TIRE CLASSIC (LOS ANGELES, CA)

- D. 29 Memphis State.....42-43 L
  - D. 30 Southern California.....57-55 W
- All-Tourney: Kelvin Hildreth*

## 1984-85

### SUN BOWL CLASSIC (EL PASO, TX)

- D. 28 Purdue.....46-77 L
  - D. 29 Wake Forest.....65-67 L
- All-Tourney: Chauncey Robinson*

## 1985-86

### HOOSIER CLASSIC (INDIANAPOLIS, IN)

- D. 27 San Jose State.....75-68 W
  - D. 28 Indiana.....43-74 L
- All-Tourney: Chauncey Robinson*



# MSU IN-SEASON TOURNAMENT HISTORY



## 1986-87

### FAR WEST CLASSIC (PORTLAND, OR)

- D. 26 San Jose State.....57-62
- D. 28 Southwestern Louisiana....56-62
- D. 29 Idaho (OT).....67-70

## 1987-88

### RAINBOW CLASSIC (HONOLULU, HI)

- D. 27 Hawaii .....68-55 W
- D. 29 Arizona State.....69-70
- D. 30 Louisville .....62-86

## 1988-89

### USF&G SUGAR BOWL CLASSIC (NEW ORLEANS, LA)

- D. 28 DePaul .....60-62 L
  - D. 29 Virginia .....86-84 W
- All-Tourney: Cameron Burns*

## 1989-90

### CENTURY CELLUNET CLASSIC (SHREVEPORT, LA)

- N. 24 Northeast Louisiana .....75-68 W
  - N. 25 Centenary.....96-80 W
- All-Tourney: Cameron Burns (MVP), Robert Woodard*

### CONNECTICUT MUTUAL CLASSIC (HARTFORD, CT)

- D. 29 Delaware .....66-65 W
  - D. 30 Connecticut .....68-84 L
- All-Tourney: Cameron Burns*

## 1990-91

### EASTERN AIRLINES PALM BEACH CLASSIC (WEST PALM BEACH, FL)

- D. 27 Ohio State .....80-82 L
  - D. 28 Miami (FL).....67-74 L
- All-Tourney: Cameron Burns*

## 1991-92

### LOUISIANA CLASSIC TIP-OFF (LAFAYETTE, LA)

- N. 29 Prairie View A&M.....97-52 W
  - N. 30 Southwestern La. (OT).....86-77 W
- All-Tourney: Eric Stevens, Tony Watts*

## 1992-93

### AMANA-HAWKEYE CLASSIC (IOWA CITY, IA)

- D. 4 Long Island.....61-52 W
  - D. 5 Iowa.....54-69 L
- All-Tourney: Johnny Walker, Orien Watson*

### San Juan Shootout (San Juan, PR)

- D. 20 Florida International .....58-51 W
  - D. 21 Southern Illinois.....64-76 L
  - D. 22 Eastern Michigan .....74-58 W
- All-Tourney: Orien Watson*

## 1993-94

### ASU-Tribune Classic (Tempe, AZ)

- D. 28 Villanova .....82-90 L
- D. 29 Northern Arizona .....85-64 W

## 1994-95

### MISSOULIAN/COCA-COLA CLASSIC XV (MISSOULA, MT)

- D. 2 Colgate.....80-76 W
  - D. 3 Montana (2OT).....90-85 W
- All-Tourney: Erick Dampier (MVP), Marcus Bullard*

### MINIMART/GATORADE WYOMING COWBOY SHOOTOUT (CASPER, WY)

- D. 27 St. Joseph's .....76-66 W
  - D. 28 Wyoming.....61-57 W
- All-Tourney: Erick Dampier*

## 1995-96

### FORD FAR WEST CLASSIC (PORTLAND, OR)

- L D. 29 Oregon State.....76-62 W
  - L D. 30 Nebraska.....69-66 W
- All-Tourney: Erick Dampier (MVP), Dontae' Jones, Darryl Wilson*

## 1996-97

### FRANKLIN NATIONAL BANK CLASSIC (LANDOVER, MD)

- L D. 8 George Washington .....36-57
- L D. 9 California .....45-78 L

### PUERTO RICO HOLIDAY CLASSIC (SAN JUAN, PR)

- D. 30 Bowling Green State .....59-75 L
  - D. 31 Fresno State.....62-60 W
  - J. 1 Old Dominion (OT) .....71-72 L
- All-Tourney: Horatio Webster*

## 1997-98

### CAN YOU SCORE TOP OF THE WORLD CLASSIC (FAIRBANKS, AK)

- N. 21 Alaska Fairbanks (2OT) ....66-64 W
  - N. 22 Gonzaga.....68-70 L
  - N. 23 Southwest Missouri State..79-68 W
- All-Tourney: Horatio Webster, Detrick White*

### SIERRA PROVIDENCE SUN CLASSIC (EL PASO, TX)

- D. 27 St. Joseph's.....58-65 L
  - D. 28 Penn State .....58-57 W
- All-Tourney: Detrick White*

## 1998-99

### GOLDEN BEAR CLASSIC (OAKLAND, CA)

- D. 21 Southwestern Louisiana....58-60 L
- D. 22 Eastern Kentucky .....75-62 W

### OUTRIGGER HOTELS RAINBOW CLASSIC (HONOLULU, HI)

- D. 28 Texas .....77-81 L
- D. 29 Florida State.....58-69 L
- D. 30 Southwestern Louisiana....62-58 W

## 1999-2000

### USBWA HOOP & QUILL CLASSIC (ST. CHARLES, MO)

- N. 26 Valparaiso.....59-68 L
- N. 27 Rutgers.....69-74 L
- N. 28 Northwestern.....70-65 W

### HOLIDAY STORES/TOUCH AMERICA CLASSIC (BOZEMAN, MT)

- D. 29 Idaho .....86-81 W
  - D. 30 Montana State .....70-74 L
- All-Tourney: Tang Hamilton, Todd Myles*

## 2000-01

### TIVO PRESEASON NIT

- N. 13 at California (OT) .....76-83 L

### BANK ONE FIESTA BOWL CLASSIC (TUCSON, AZ)

- D. 28 Louisiana-Lafayette.....90-80 W
  - D. 30 Arizona .....75-74 W
- All-Tourney: Antonio Jackson (MVP), Marckell Patterson*

## 2001-02

### Las Vegas Classic (Las Vegas, NV)

- D. 15 UL Monroe (S'haven, MS) 104-67 W
  - D. 20 Richmond.....74-72 W
  - D. 21 Cincinnati .....56-90 L
  - D. 22 Illinois-Chicago.....77-74 W
- All-Tourney: Mario Austin*

## 2004-05

### COACHES VS. CANCER CLASSIC (NEW YORK, NY)

- N. 11 Fairfield (@B'ham, AL) .....53-49 W
  - N. 12 at Birmingham-Southern ....55-48 W
  - N. 18 Syracuse.....58-71 L
  - N. 19 Saint Mary's .....67-54 W
- All-Tourney: Lawrence Roberts*  
*All-Birmingham Regional: Winsome Frazier (MVP)*

## 2005-06

### SAN JUAN SHOOTOUT (GUAYNABO, PR)

- D. 19 Liberty .....78-67 W
  - D. 20 Akron.....72-83 L
  - D. 21 Holy Cross .....76-75 W
- All-Tourney: Jamall Edmondson, Jamont Gordon*

## 2007-08

### ANAHEIM CLASSIC (ANAHEIM, CA)

- N. 22 UC Irvine .....68-53 W
  - N. 23 Southern Illinois .....49-63 L
  - N. 25 Miami (OH).....60-67 L
- All-Tourney: Jamont Gordon*

## 2008-09

### LEGENDS CLASSIC (NEWARK, NJ)

- N. 28 Washington State.....52-63 L
- N. 29 Texas Tech .....73-77 L

## 2009-10

### SOUTH PADRE INVITATIONAL (SOUTH PADRE, TX)

- N. 27 Richmond.....63-62 L
- N. 28 Old Dominion .....69-55 W

## MSU'S TOURNAMENT TITLES (17)

- 2000 Bank One Fiesta Bowl Classic
- 1995 Ford Far West Classic
- 1994 MiniMart/Gatorade Wyoming Shootout
- 1994 Missoulian/Coca-Cola Classic XV
- 1991 Louisiana Classics Tip-Off
- 1989 Century Cellunet Classic
- 1982 Sugar Bowl Classic
- 1979 Babe McCarthy Tournament
- 1978 Louisville Holiday Classic
- 1975 Dayton Invitational
- 1972 Pacemaker Classic
- 1971 Alabama Classic
- 1966 USM Invitational
- 1961 Sugar Bowl Tournament
- 1958 Sugar Bowl Tournament
- 1957 MSU Holiday Tournament
- 1957 Birmingham Classic

*MSU's All-Time Tourney Record: 83-71*

2010-11 BULLDOG BASKETBALL



# MSU YEARLY RECORDS

Season	Overall			SEC			SEC Finish	Coach
	W	L	Pct	W	L	Pct		
1908-09	5	5	.500					T.H. Werner
1910-11	2	4	.333					W.D. Chadwick
1911-12	9	0	1.000					E.C. Hayes
1912-13	11	1	.917					E.C. Hayes
1913-14	13	2	.867					E.C. Hayes
1914-15	8	6	.571					E.C. Hayes
1915-16	11	5	.688					E.C. Hayes
1916-17	6	4	.600					E.C. Hayes
1918-19	4	3	.571					E.C. Hayes

### MISSISSIPPI STATE IN THE 1910S: 64-25 (.719)

1919-20	12	5	.706					E.C. Hayes
1920-21	10	6	.625					E.C. Hayes
1921-22	12	10	.545					E.C. Hayes
1922-23	15	4	.789					E.C. Hayes
1923-24	13	8	.619					E.C. Hayes
1924-25	14	9	.609					K.P. Gatchell
1925-26	14	8	.636					Bernie Bierman
1926-27	17	7	.708					Bernie Bierman
1927-28	13	7	.650					Ray G. Dauber
1928-29	8	15	.348					Ray G. Dauber

### MISSISSIPPI STATE IN THE 1920S: 128-79 (.618)

1929-30	5	8	.385					Ray G. Dauber
1931-32	5	10	.333					Ray G. Dauber
1932-33	6	13	.316	3	9	.250	12th	Ray G. Dauber
1933-34	8	11	.421	4	8	.333	10th	Edwin Hale
1934-35	12	6	.667	5	5	.500	7th	Edwin Hale
1935-36	11	6	.647	9	5	.643	4th	Frank Carideo
1936-37	15	9	.625	6	7	.462	9th	Frank Carideo
1937-38	9	12	.429	7	9	.438	8th	Frank Carideo
1938-39	8	12	.400	5	10	.333	10th	Frank Carideo

### MISSISSIPPI STATE IN THE 1930S: 79-87 (.476); 39-53 (.424) SEC

1939-40	9	6	.600	4	5	.444	9th	Stanfield Hitt
1940-41	12	10	.545	6	6	.500	8th	Stanfield Hitt
1941-42	13	7	.650	9	6	.600	6th	Stanfield Hitt
1942-43	14	8	.636	13	7	.650	4th	Stanfield Hitt
1944-45	5	13	.278	2	9	.182	T-10th	Stanfield Hitt
1945-46	5	14	.263	3	13	.188	12th	Stanfield Hitt
1946-47	10	11	.476	4	9	.308	T-9th	Stanfield Hitt
1947-48	6	12	.333	6	10	.375	9th	Paul Gregory
1948-49	4	13	.235	3	12	.200	12th	Paul Gregory

### MISSISSIPPI STATE IN THE 1940S: 78-94 (.453); 50-77 (.394) SEC

1949-50	7	11	.389	6	10	.375	10th	Paul Gregory
1950-51	3	16	.158	2	12	.143	12th	Paul Gregory
1951-52	12	11	.522	4	10	.286	10th	Paul Gregory
1952-53	9	10	.474	5	8	.385	T-7th	Paul Gregory
1953-54	11	10	.524	5	9	.357	T-8th	Paul Gregory
1954-55	6	17	.261	2	12	.143	12th	Paul Gregory
1955-56	12	12	.500	6	8	.429	T-6th	Babe McCarthy
1956-57	17	8	.680	9	5	.643	T-3rd	Babe McCarthy
1957-58	20	5	.800	9	5	.643	T-3rd	Babe McCarthy
1958-59	24	1	.960	13	1	.929	1st	Babe McCarthy

### MISSISSIPPI STATE IN THE 1950S: 121-101 (.545); 61-80 (.433) SEC

1959-60	12	13	.480	5	9	.357	9th	Babe McCarthy
1960-61	19	6	.760	11	3	.786	1st	Babe McCarthy
1961-62	24	1	.960	13	1	.929	T-1st	Babe McCarthy
1962-63	22	6	.786	12	2	.857	1st	Babe McCarthy
1963-64	9	17	.346	4	10	.286	11th	Babe McCarthy
1964-65	10	16	.385	6	10	.375	8th	Babe McCarthy
1965-66	14	11	.560	10	6	.625	T-3rd	Joe Dan Gold
1966-67	14	11	.560	8	10	.444	T-5th	Joe Dan Gold
1967-68	9	17	.346	5	13	.278	8th	Joe Dan Gold
1968-69	8	17	.320	6	12	.333	9th	Joe Dan Gold

### MISSISSIPPI STATE IN THE 1960S: 141-115 (.551); 80-76 (.513) SEC

Season	Overall			SEC			SEC Finish	Coach
	W	L	Pct	W	L	Pct		
1969-70	6	18	.250	3	15	.167	10th	Joe Dan Gold
1970-71	15	10	.600	9	9	.500	T-4th	Kermit Davis
1971-72	13	13	.500	6	12	.333	T-7th	Kermit Davis
1972-73	11	15	.423	4	14	.222	T-9th	Kermit Davis
1973-74	16	10	.615	8	10	.444	7th	Kermit Davis
1974-75	9	17	.346	5	13	.278	8th	Kermit Davis
1975-76	13	13	.500	6	12	.333	8th	Kermit Davis
1976-77	14	13	.519	6	12	.333	T-6th	Kermit Davis
1977-78	18	9	.667	13	5	.722	2nd	Ron Greene
1978-79	19	9	.679	11	7	.611	T-3rd	Jim Hatfield

### MISSISSIPPI STATE IN THE 1970S: 134-127 (.513); 71-109 (.394) SEC

1979-80	13	14	.481	7	11	.389	T-6th	Jim Hatfield
1980-81	8	19	.296	3	15	.167	10th	Jim Hatfield
1981-82	8	19	.296	4	14	.222	9th	Bob Boyd
1982-83	17	12	.586	9	9	.500	T-4th	Bob Boyd
1983-84	9	19	.321	4	14	.222	9th	Bob Boyd
1984-85	13	15	.464	9	9	.500	T-5th	Bob Boyd
1985-86	8	22	.267	3	15	.167	10th	Bob Boyd
1986-87	7	21	.250	3	15	.167	10th	Richard Williams
1987-88	14	15	.483	6	12	.333	T-8th	Richard Williams
1988-89	13	15	.464	7	11	.389	8th	Richard Williams

### MISSISSIPPI STATE IN THE 1980S: 110-171 (.391); 55-125 (.306) SEC

1989-90	16	14	.533	7	11	.389	T-8th	Richard Williams
1990-91	20	9	.690	13	5	.722	T-1st	Richard Williams
1991-92	15	13	.536	7	9	.438	(W)4th	Richard Williams
1992-93	13	16	.448	5	11	.313	(W)5th	Richard Williams
1993-94	18	11	.621	9	7	.563	(W)3rd	Richard Williams
1994-95	22	8	.733	12	4	.750	(W)T-1st	Richard Williams
1995-96	26	8	.765	10	6	.625	(W)1st	Richard Williams
1996-97	12	18	.400	6	10	.375	(W)T-3rd	Richard Williams
1997-98	15	15	.500	4	12	.250	(W) 5th	Richard Williams
1998-99	20	13	.606	8	8	.500	(W)T-3rd	Rick Stansbury

### MISSISSIPPI STATE IN THE 1990S: 177-125 (.586); 81-83 (.494) SEC

1999-00	14	16	.467	5	11	.313	(W)T-5th	Rick Stansbury
2000-01	18	13	.581	7	9	.438	(W)T-4th	Rick Stansbury
2001-02	27	8	.771	10	6	.625	(W)2nd	Rick Stansbury
2002-03	21	10	.677	9	7	.563	(W)1st	Rick Stansbury
2003-04	26	4	.867	14	2	.875	1st	Rick Stansbury
2004-05	23	11	.676	9	7	.563	(W) 3rd	Rick Stansbury
2005-06	15	15	.500	5	11	.313	(W) 4th	Rick Stansbury
2006-07	21	14	.600	8	8	.500	(W)T-1st	Rick Stansbury
2007-08	23	11	.676	12	4	.750	(W)1st	Rick Stansbury
2008-09	23	13	.639	9	7	.563	(W)3rd	Rick Stansbury

### MISSISSIPPI STATE IN THE 2000S: 211-115 (.647); 88-72 (.550) SEC

2009-10	24	12	.667	9	7	.563	(W)T-1st	Rick Stansbury
---------	----	----	------	---	---	------	----------	----------------

### MISSISSIPPI STATE IN THE 2010S: 24-12 (.667); 9-7 (.563) SEC

Note: Mississippi State University did not have a basketball team during the 1909-10, 1917-18, 1930-31 and 1943-44 seasons.

## MISSISSIPPI STATE'S BASKETBALL HISTORY (1909-2010)

Seasons Overall	98
Games Played	2328
Games Won	1272
Games Lost	1056
Winning Percentage	.546
SEC Games Played	1216
SEC Games Won	534
SEC Games Lost	682
SEC Winning Percentage	.439
SEC Titles Won	6
SEC West Titles Won	7
SEC Tournament Titles Won	3
NCAA Tournament Appearances	10
NCAA Tournament Record	11-10
NIT Appearances	7
NIT Record	7-7





# MSU COACHING HISTORY

Coach (Alma Mater)	Yrs	Tenure	Overall			SEC		
			W	L	Pct	W	L	Pct
T.H. Werner (Chicago)	1	1909	5	5	.500			
W.D. Chadwick (Marietta)	1	1911	2	4	.333			
E.C. Hayes (Albion)	12	1912-24	124	54	.697			
K.P. Gatchell (MSU)	1	1925	14	9	.609			
Bernie Bierman (Minnesota)	2	1926-27	31	15	.674			
Ray G. Dauber (Iowa)	5	1928-33	37	53	.411	3	9	.250
Edwin Hale (Miss. College)	2	1934-35	20	17	.541	9	13	.409
Frank Carideo (Notre Dame)	4	1936-39	43	39	.524	27	31	.466
Stanfield Hitt (Miss. College)	7	1940-47	68	69	.496	41	55	.427
Paul Gregory (MSU)	8	1948-55	58	100	.367	33	83	.284
Babe McCarthy (MSU)	10	1956-65	169	85	.665	88	54	.620
Joe Dan Gold (MSU)	5	1966-70	51	74	.408	32	56	.364
Kermit Davis (MSU)	7	1971-77	91	91	.500	44	82	.349
Ron Greene (Murray State)	1	1978	18	9	.667	13	5	.722
Jim Hatfield (East Tenn. State)	3	1979-81	40	42	.488	21	33	.389
Bob Boyd (Southern Cal)	5	1982-86	55	87	.387	29	61	.322
Richard Williams (MSU)	12	1987-98	191	163	.540	89	113	.441
<b>Rick Stansbury (Campbellsville)</b>	<b>12</b>	<b>1999-</b>	<b>255</b>	<b>140</b>	<b>.646</b>	<b>105</b>	<b>87</b>	<b>.547</b>
<b>18 Head Coaches</b>	<b>98</b>	<b>1909-2010</b>	<b>1272</b>	<b>1053</b>	<b>.546</b>	<b>534</b>	<b>682</b>	<b>.439</b>

Note: Mississippi State University did not have a basketball team during the 1909-10, 1917-18, 1930-31 and 1943-44 seasons.

## ALL-TIME ASSISTANT COACHES

Name (Title, Tenure)
Murray Arnold (Assistant 1979)
Bill Ball (Assistant 1998-2000)
Don Beasley (Assistant 1979)
Jack Berkshire (Assistant 1966-73)
Donnie Black (Graduate Assistant 1973)
John Brady (Assistant 1983-90)
<b>George Brooks (Student Assistant 1996; Assistant 2010-present)</b>
Mike Brown (Assistant 1982)
Greg Carter (Assistant 1994-2001)
<b>Phil Cunningham (Assistant 2000-present; Graduate Assistant 1992)</b>
Ed Davis (Graduate Assistant 1988-90)
Kermit Davis (Assistant 1967-70)
Kermit Davis, Jr. (Grad. Asst./Asst. 1983-84)
Joe Dean (Graduate Assistant 1977)
Mike Dill (Assistant 1974-78)
David Draper (Graduate Assistant 1991)
James Edwards (Freshman Coach 1962)
Larry Eustachy (Assistant 1982-86)
Dave Farrar (Assistant 1980-84)
Dave Farris (Graduate Assistant 1975-76)
<b>Talvis Franklin (Crd. of Ops 2007-present)</b>
J.D. Gammel (Freshman Coach 1962-63)
Joe Dan Gold (Freshman Coach 1964-65)
<b>Marcus Grant (Assistant 2007-present; Coord. of BB Operations 2004-07)</b>
Philip Hatch (Graduate Assistant 1987)
Keith Hooper (Student Assistant 1992)
Bailey Howell (Graduate Assistant 1972)
John Hutchison (Freshman Coach 1961)
Doug Hutton (Freshman Coach 1965)
Edgar Jeffries (Graduate Assistant 1978-79)
Joe Jenkins (Junior Varsity Coach 1976)
Stan Jones (Assistant 2001-02)
Jerry Keeton (Assistant 1960)
Robert Kirby (Asst. 1989-93; 1998-2010)
Kermit Koenig (Graduate Assistant 1985-86)
Don Maestri (Assistant 1980)
Richard Mathis (Assistant 1990-91)
Jason McKay (Student Assistant 1990-92)
Larry McKenzie (Assistant 1971-73)
Owen Miller (Assistant 1994-97)
Steve Newton (Associate 1974-78)
Jeff Norwood (Graduate Assistant 1987)
Wiley Peck (Assistant 1981)
Butch Pierre (Graduate Assistant 1985-86)
Ralph Radford (Assistant 1993-94)
Duane Reboul (Assistant 1987-89)
Ray Ross (Assistant 1979-80)
John Sherman (Assistant 1997-98)
Bobby Shows (Freshman Coach 1964)
Jerry Simmons (Assistant 1956-66)
Julius Smith (Assistant 1987-89)
<b>Rick Stansbury (Associate Head Coach 1994-98; Assistant 1990-94)</b>
Ricky Stone (Assistant 1991-94)
Jimmy Taylor (Assistant 1980)
Jim Tillette (Assistant 1989-90)
Terry Truax (Assistant 1982-83)
Mike Vosburgh (Graduate Assistant 1974)
Sam Weaver (Assistant 2002-04)
Mark White (Assistant 2004-07; Coord. of BB Operations 2002-04)
Richard Williams (Assistant 1985-86)
Darryl Wilson (Student Assistant 1997)
Denny Wright (Assistant 1981)
Arthur Zeno (Intern 1999-2000)

## OVERALL COACHING WINS

Coach (Tenure)	Record
1. Rick Stansbury (1999-now).....	255-140
2. Richard Williams (1987-98).....	191-163
3. Babe McCarthy (1956-65).....	169-85
4. E.C. Hayes (1912-24).....	124-54
5. Kermit Davis (1971-77).....	91-91
6. Stanfield Hitt (1940-47).....	68-69
7. Paul Gregory (1948-55).....	58-100
8. Bob Boyd (1982-86).....	55-87
9. Joe Dan Gold (1966-70).....	51-74
10. Frank Carideo (1936-39).....	43-39

## OVERALL COACHING Tenure

Coach (Tenure)	Years
1. Rick Stansbury (1999-now).....	12
Richard Williams (1987-98).....	12
E.C. Hayes (1912-24).....	12
4. Babe McCarthy (1956-65).....	10
5. Paul Gregory (1948-55).....	8
6. Kermit Davis (1971-77).....	7
Stanfield Hitt (1940-47).....	7
8. Bob Boyd (1982-86).....	5
Joe Dan Gold (1966-70).....	5
Ray G. Dauber (1928-33).....	5

## OVERALL WINNING PERCENTAGE

Coach (Tenure)	Pct	Record
1. E.C. Hayes (1912-24).....	.697	124-54
2. Bernie Bierman (1926-27).....	.674	31-15
3. Ron Greene (1978).....	.667	18-9
4. Babe McCarthy (1956-65).....	.665	169-85
<b>5. Rick Stansbury (1999-now).....</b>	<b>.646</b>	<b>255-140</b>
6. K.P. Gatchell (1925).....	.609	14-9
7. Edwin Hale (1934-35).....	.541	20-17
8. Richard Williams (1987-98)....	.540	191-163
9. Frank Carideo (1936-39).....	.524	43-39
10. Kermit Davis (1971-77).....	.500	91-91
T.H. Werner (1909).....	.500	5-5

## SEC COACHING WINS

Coach (Tenure)	Record
1. Rick Stansbury (1999-now).....	105-87
2. Richard Williams (1987-98).....	89-113
3. Babe McCarthy (1956-65).....	88-54
4. Kermit Davis (1971-77).....	44-82
5. Stanfield Hitt (1940-47).....	41-55
6. Paul Gregory (1948-55).....	33-83
7. Joe Dan Gold (1966-70).....	32-56
8. Bob Boyd (1982-86).....	29-61
9. Frank Carideo (1936-39).....	27-31
10. Jim Hatfield (1979-81).....	21-33

## SEC WINNING PERCENTAGE

Coach (Tenure)	GC	Record
1. Rick Stansbury (1999-now)	395	255-140
2. Richard Williams (1987-98)	354	191-163
3. Babe McCarthy (1956-65)	254	169-85
4. Kermit Davis (1971-77)	182	91-91
5. E.C. Hayes (1912-24)	178	124-54
6. Paul Gregory (1948-55)	158	58-100
7. Bob Boyd (1982-86)	142	55-87
8. Stanfield Hitt (1940-47)	137	68-69
9. Joe Dan Gold (1966-70)	125	51-74
10. Ray G. Dauber (1928-33)	90	37-53

Coach (Tenure)	Pct	Record
1. Ron Greene (1978).....	.722	13-5
2. Babe McCarthy (1956-65).....	.620	88-54
<b>3. Rick Stansbury (1999-now).....</b>	<b>.547</b>	<b>105-87</b>
4. Frank Carideo (1936-39).....	.466	27-31
5. Richard Williams (1987-98)....	.441	89-113
6. Stanfield Hitt (1940-47).....	.427	41-55
7. Edwin Hale (1934-35).....	.409	9-13
8. Jim Hatfield (1979-81).....	.389	21-33
9. Joe Dan Gold (1966-70).....	.364	32-56
10. Kermit Davis (1971-77).....	.349	44-82

2010-11 BULLDOG BASKETBALL



# MSU ALL-TIME LETTERMEN

## A - - - - - A - - - - - A

Adams, John: 1979-80  
 Alexander, J.H.: 1917, '19  
 Allen, Donnell: 1981  
 Anderson, Greg: 1992  
 Anderson, M.G.: 1921-22-23  
 Anderton, Bill: 1963-64  
 Armstrong, C.H.: 1935-36-37  
 Arnold, J.O.: 1946  
 Ashmore, Jim: 1954-55-56-57  
**Augustus, Kodi: 2008-09-10**  
 Austin, K.W.: 1924  
 Austin, Mario: 2001-02-03

## B - - - - - B - - - - - B

**Bailey, Elgin: 2008-09-10**  
 Bailey, Shellie: 1956-57-58  
 Ballard, Bernard: 1987  
 Barbarian, J.T.: 1916  
 Beard, V.G.: 1939-40-41  
**Beckham, Twany: 2009**  
 Beedle, Barry: 1971  
 Begley, Billy: 2004-05, '07-08  
 Bennett, Errol: 2004  
**Benock, Riley: 2008-09-10**  
 Berkshire, Jack: 1960-61-62  
 Berry, P.H.: 1926-27-28  
 Biggs, Herb: 1965-66-67  
 Biglane, O.J.: 1915-16  
 Billups, T.J.: 1997, '99-00-01  
 Black, Donnie: 1969-70-71  
 Blakley, Anthony: 1986-87  
 Blalock, Harold: 1952-53-54  
 Blanton, E.R.: 1907  
 Bledsoe, Jr., E.F.: 1942-43, '47  
 Bledsoe, W.S.: 1943  
**Bolen, Brandon: 2008**  
 Boler, Michael: 2004-05-06  
 Bonner, T.W.: 1936-37  
**Bost, Dee: 2009-10**  
 Boswell, Tyrus: 1999-00-01  
 Bouldin, Jack: 1970-71-72  
 Bower, W.R.: 1919-20  
 Bowers, Timmy: 2001-02-03-04  
 Boykin, Reginald: 1987-88-89  
 Branch, Elmo: 1951-52-53  
 Brandon, C.N.: 1916-17  
 Brinker, Stan: 1962-63-64  
 Brock, J.N.: 1946  
 Brooks, George: 1992-93-94  
 Brown, Raymond: 1985-86  
 Brown, Rickey: 1977-78-79-80  
 Brown, R.N.: 1932  
 Brunson, M.: 1923  
 Bruss, Bob: 1972  
 Bryant, L.B.: 1920-21-22-23  
 Bryant, Norman: 1955  
 Bryant, R.B.: 1925-26-27  
 Bryant, Rod: 2008-09  
 Bullard, Marcus: 1995-96  
 Burkes, H.: 1929-30  
 Burns, Cameron: 1989-90-91  
 Burns, J.S.: 1919  
 Burruss, M.T.: 1945  
 Burrow, James: 1950-51-52  
 Bury, P.H.: 1926-27-28  
 Buse, Dennis: 2004  
 Byrne, Tony: 1956-57

## C - - - - - C - - - - - C

Cameron, C.B.: 1922-23  
 Campbell, C.: 1916  
 Campbell, Marcus: 2002-03-04-05  
 Cannon, Seth: 2003, '05  
 Carpenter, J.R.: 1946  
 Carr, Brandon: 2002  
 Carroll, Ryan: 1999  
 Carter, Greg: 1988-89-90-91  
 Cassibry, Slim: 1933-34-35  
 Catha, L.C.: 1924  
 Catledge, H.E.: 1937-38  
 Caveness, Gary: 1985  
 Caveness, Gerald: 1953-54  
 Chadwick, A.R.: 1912  
 Chadwick, E.B.: 1927-28  
 Chambers, F.W.: 1939  
 Chatham, Gene: 1960-61-62  
 Cherry, John: 1952-53-54-55  
 Chisolm, F.N.: 1907  
 Chisolm, W.C.: 1945  
 Chrestman, James: 1950  
 Chumbler, Bill: 1965  
 Clark, Chris: 1989  
 Clark, S.J.: 1925  
 Clarke, L.E.: 1914-15  
 Clayton, D.G.: 1919  
 Cochran, R.F.: 1933-34-35  
 Coleman, Don: 1974-75-76-77  
 Collums, W.T.: 1929  
 Combs, Bill: 1970-71-72  
 Conway, Jr., Eustace: 1940-41-42  
 Cooke, George: 1952-53-54  
 Cooley, J.A.: 1922  
 Cooper, S.F.: 1912  
 Corbell, Dean: 1951  
 Courtney, Joe: 1988-89  
 Cowherd, Stephen: 2003  
 Craig, Walter V.: 1939-40-41  
 Crews, Charlie: 1965-66-67  
 Cupit, Martin: 1974, '76-77

## D - - - - - D - - - - - D

Daley, Dan: 1954  
 Daley, Glenn: 1951  
 Daley, Willard: 1948-49-50  
 Dampier, Erick: 1994-95-96  
 Davis, Kermit: 1957-58-59  
 Davis, Jr., Kermit: 1982  
 Davis, K.F.: 1915  
 Davis, V.W.: 1913-14-15  
 Davis, W.P.: 1916-17  
 Dean, Joe: 1974-75-76  
 Delk, Reginald: 2006-07  
 Delk, Richard: 2006-07  
 Dille, A.B.: 1912  
 Dillon, Ervin: 1985-86  
 Domingue, David: 1991-92-93-94  
 Dorsey, Marlon: 1994  
 Duncan, Wayne: 1953-54-55-56

## E - - - - - E - - - - - E

Edmondson, Jamall: 2005-06  
 Edmondson, McKie: 1998  
 Edwards, James: 1961  
 Embry, Vince: 1992-93-94-95  
 Ervin, Gary: 2004-05  
 Ethridge, Bill: 1955-56-57  
 Evans, Chuck: 1992-93

## F - - - - - F - - - - - F

Farris, David: 1973-74  
 Ferriss, Dave: 1941  
 Filgo, L.C.: 1916  
 Fisher, Bill: 1979  
 Fisher, Dale: 1957-58-59  
 Fitzgerald, Larry: 1977-78  
 Fletcher, J.F.: 1911  
 Floyd, Jr., D.B.: 1945  
 Frazier, Winsome: 2002-03-04-05  
 Fry, Larry: 1973-74-75

## G - - - - - G - - - - - G

Gaddy, T.L.: 1914-15-16-17  
 Galloway, W.H.: 1935-36  
 Gammel, J.D.: 1961  
 Gann, B.V.: 1946  
 Gardner, Guy: 2001-02  
 Garmon, J.H.: 1915-16-17  
 Garrett, W.D.: 1945-46  
 Garrison, Elmer: 1909  
 Gaspard, Gary: 1979  
 Gatchell, K.P.: 1921-22-23-24  
 Gay, Chris: 2009  
 Gholar, Michael: 1999-00-01-02  
 Gilleland, R.V.: 1913  
 Glasgow, Dave: 1960-61-62  
 Glenn, W.R.: 1941  
 Goffer, Roy: 2001-02  
 Gold, Joe Dan: 1961-62-63  
 Goodridge, Vernon: 2006-07  
 Gordon, Jamont: 2006-07-08  
 Grant, Marcus: 1992-93-94-95  
 Graves, Jerry: 1959-60-61  
 Green, Michael: 1981  
 Gregory, Paul: 1930  
 Griffith, Ward: 2001  
 Grim, Greg: 1978-79-80  
 Grissom, W.C.: 1937-38-39  
 Guyton, John: 1968-69-70

## H - - - - - H - - - - - H

Haarman, Dale: 1973  
 Hale, P.A.: 1909  
 Hall, Chris: 1986, '88-89  
 Hall, Lorenza: 1976-77  
 Hamilton, Tang: 1998-99-00-01  
 Hampton, Walt: 1969, '71  
 Hansbrough, Ben: 2007-08  
 Hardy, S.L.: 1909  
 Hargett, Herb: 1950-51  
 Harper, Ontario: 2002-03, '05  
 Harris, J.C.: 1928-29  
 Harris, V.M.: 1927  
 Harrison, G.P.: 1939-40  
 Hartley, Glenn: 1967  
 Hartness, R.A.: 1926-27-28  
 Hartshfield, Doug: 1988-89-90-91  
 Harvey, Ken: 1984-85  
 Heiden, John: 1956-57-58  
 Hemphill, Howard: 1964-65  
 Henderson, Hubert: 1985-86-87  
 Hildreth, Kelvin: 1983-84  
 Hodges, Randy: 1969-70-71  
 Hogue, Paul: 1972  
 Holcombe, Jacquiese: 2009  
 Holland, J.I.: 1917  
 Holliday, G.W.: 1928-29-30  
 Holmes, Calvin: 1978  
 Honore, T.J.: 1994-95  
 Hood, Ricky: 1979-80  
 Hooker, Gary: 1976-77-78  
 Hooper, Keith: 1990-91  
 Horne, L.T.: 1933  
 House, Jr., C.B.: 1933-34-35  
 Houston, Jack: 1952-53-54-55  
 Howard, B.W.: 1946  
 Howard, W.L.: 1943  
 Howell, Bailey: 1957-58-59  
 Hudek, Dave: 1974, '76  
 Hughes, J.E.: 1941-42-43  
 Hughes, L.H.: 1920-21-22-23  
 Hughes, W.L.: 1920  
 Hughes, Whit: 1995-96-97-98  
 Hull, Charles: 1958-59-60

## I - - - - - I - - - - - I

Hutchison, John: 1959-60  
 Hutton, Doug: 1962-63-64  
 Hyche, Bart: 1996-97-98-99  
 Ignerski, Michal: 2002-03  
 Iupe, Joseph: 2007-08

## J - - - - - J - - - - - J

Jackson, Antonio: 2000-01  
 Jackson, Robert: 1999-00-01  
 Jenkins, Jerry: 1973-74-75  
 Jennings, Morley: 1911  
 Johnson, Brian: 2008-09  
 Johnson, E.C.: 1929-30  
 Johnson, Lloyd: 1956-57  
**Johnson, Ravern: 2008-09-10**  
 Jones, Derrick: 1997  
 Jones, Dontae: 1996  
 Jones, E.B.: 1925-26-27  
 Jones, E.W.: 1925-26  
 Jones, Jr., W.J.: 1947  
 Jordan, Randy: 1979-80

## K - - - - - K - - - - - K

Kamphuis, Bill: 1977-78-79  
 Kantner, John: 1974-75  
 Keeton, Jerry: 1957-58-59  
 Kilcline, Mike: 1978-79  
 King, Don: 1968-69  
 Kinney, H.C.: 1912, '14-15  
 Knarr, Rich: 1973-74-75-76  
 Koroneos, Taki: 1972-73-74  
 Kusnierz, Terry: 1972-73-74

## L - - - - - L - - - - - L

Ladner, Dennis: 1950  
 Laird, R.F.: 1920-21-22, '25  
 Lamb, John: 1911-12-13  
 Lamon, Fred: 1951  
 Lemon, Wayne: 1956-57  
 Lewis, Terry: 1980-81-82-83  
**Lewis, Wendell: 2010**  
 Lockhart, Greg: 1986-87-88-89  
 Lucado, F.M.: 1930  
**Luczak, Taylor: 2009-10**

## M - - - - - M - - - - - M

Magee, W.J.: 1912-13  
 Malone, Jeff: 1980-81-82-83  
 Marshall, Joe: 1999  
 Martin, Jim: 1968-69-70  
 Martin, Mike: 1972  
 McArthur, Harry: 1914-15  
 McDougal, Lloyd: 1942-43, '45  
 McElveen, M.: 1928-29  
 McMahan, R.J.: 1937-38-39  
 McRaney, Mike: 1957-58  
 McWilliams, D.E.: 1915-16-17  
 McWilliams, W.K.: 1917-18  
 Meredith, A.J.: 1926-27  
 Meredith, W.R.: 1926-27-28  
 Merritt, Todd: 1988-89-90-91  
 Miller, D.C.: 1907  
 Miller, Jr., W.S.: 1942-43  
 Mingee, E.W.: 1911-12-13  
 Mitchell, Leland: 1961-62-63  
 Mitchell, Willie: 1909  
 Mitchell, W.M.: 1942  
 Moore, A.F.: 1939-40-41  
 Moore, R.A.: 1938  
 Moore, Trey: 1997-98  
 Moraes, A.F.: 1911  
 Morgan, Wesley: 2004-05-06  
 Morris, J.T.: 1921-22





# MSU ALL-TIME LETTERMEN

Morris, Nate: 1991  
 Moss, Rick: 1975-76-77-78  
 Mundie, James: 1977  
 Myer, C.S.: 1924  
 Myles, Todd: 1998-99-00

## N - - - - - N - - - - - N

Nash, Dudley: 1953-54-55-56  
 Nettles, W.R.: 1942-43, '47  
 Nichols, Aubrey: 1962-63-64  
 Nichols, Carl: 1988-89-90-91  
 Nichols, Chancellor: 1988-89  
 Nicholson, Jim: 1947-48-49-50  
 Niemann, Dave: 1974  
 Nix, J.C.: 1938  
 Noble, C.R. "Dudy": 1913-14-15  
 Noble, L.W.: 1921-22-23  
 Norris, B.E.: 1923-24-25  
 Norwood, Jeff: 1982, '84-85

## O - - - - - O - - - - - O

Oakley, G.E.: 1932  
 Oakley, George: 1960-61-62  
 Owens, Billy: 1951-52  
 Osby, Romero: 2009-10

## P - - - - - P - - - - - P

Pappenheimer, William: 1929  
**Parker, Charles: 2010**  
 Pate, B.D.: 1929  
 Patterson, Marckell: 1999-00-01-02  
 Payne, Buddy: 1977-78  
 Payne, Tom: 1966-67-68  
 Pearce, A.T.: 1943  
 Pearson, Johnny: 1970-71-72  
 Peck, Wiley: 1976-77-78-79  
 Peevey, Mack: 1946-47-48-49  
 Perkins, H.G.: 1921-22-23-24  
 Perkins, L.W.: 1934  
 Perry, Al: 1975-76-77-78  
 Person, Richard: 1983  
 Peters, Mark: 1985-86-87  
 Peterson, Ira: 1990-91  
 Peyton, Tim: 1981  
 Pierre, Butch: 1981-82-83-84  
 Pillow, G.D.: 1933, '35-36  
 Pinkston, J.F.: 1907  
 Pittman, Jr., O.W.: 1936-37-38  
 Pogue, Bill: 1953  
 Posey, Don: 1963-64-65  
 Power, Shane: 2004-05  
 Presley, K.B.: 1932  
**Price, Baxter: 2010**  
 Price, Brian: 1994-95  
 Prince, F.M.: 1930  
 Prophet, R.L.: 1907  
 Pruet, Allan: 1968

## R - - - - - R - - - - - R

Ray, Jim: 1948-49  
 Redding, David: 1998  
 Reese, R.: 1916  
 Reeves, T.C.: 1930, '32  
 Reule, P.A.: 1913  
 Reynolds, H.H.: 1943, '47  
 Rhodes, Charles: 2005-06-07-08  
 Ricks, W.B.: 1926-27-28  
**Riek, John: 2010**  
 Rimmer, Bernard: 2006-07  
 Ritchey, Jerry: 1955-56  
 Robbins, J.K.: 1914  
 Robbins, F.W.: 1917  
 Roberts, Lawrence: 2004-05  
 Roberts, Oral: 1998-99  
 Robinson, Chauncey: 1983-84-85-86

Robinson, Tony: 1984-85  
 Rogers, J.H.: 1915-16  
 Rowan, Bill: 1955  
 Russell, Bob: 1970-71

## S - - - - - S - - - - - S

Sapen, John: 1965-66-67  
 Schuberth, Tom: 1979-80-81  
 Shapiro, Bob: 1973-74-75  
 Sharpe, Walter: 2005  
 Shows, Bobby: 1961-62-63  
 Sikes, D.O.: 1923-24-25  
 Simmons, J.M.: 1909  
 Simmons, R.E.: 1911  
 Singer, Alex: 1960-61  
 Singletary, Bill: 1972-73-74  
 Slater, Dietric: 2004-05-06-07  
 Smith, Brad: 1990-91  
 Smith, C.G.: 1907  
 Smith, Lincoln: 2000, '02-03-04  
 Smith, Paul: 1964-65-66  
 Smith, Quentin: 1997, 2000-01  
 Snyder, H.L.: 1943, '47  
 Solomon, Carlene: 1942-43, '47  
 Spraggins, H.F.: 1940-41-42  
 Steele, M.D.: 1938  
 Steinwedel, Steve: 1973-74-75  
 Steinwinder, R.L.: 1907  
 Stelmach, Piotr: 2004-05-06-07  
 Stevens, Eric: 1992-93  
 Stewart, Barry: 2007-08-09-10  
 Stidham, Corey: 2002  
 Stokes, H.A.: 1946  
 Stone, H.L.: 1924-25-26  
 Stone, O.P.: 1935-36-37  
 Stone, Willie: 1934  
 Stroman, Jeff: 1973-74-75-76  
 Stroud, W.D. "Red": 1961-62-63  
 Stubbs, H.T.: 1939-40  
 Sylvester, C.W.: 1932  
 Sylvester, E.P.: 1927

## T - - - - - T - - - - - T

Tables, Clyde: 1987  
 Taylor, L.B.: 1932-33  
 Taylor, Tracy: 1984-85-86-87  
 Thomas, D.J.: 1945-46  
 Thomas, Ebb: 1911  
 Thomas, Roger: 1960  
 Thomas, Vandale: 1993  
 Thompson, B.J.: 1942-43  
 Thompson, P.W.: 1915  
 Treloar, Jr., J.C.: 1938  
 Tribble, Frank: 1950  
 Turman, O.L.: 1925  
 Turner, N.: 1923-24  
 Turner, Phil: 2008-09-10

## U - - - - - U - - - - - U

Usher, Ted: 1957-58-59

## V - - - - - V - - - - - V

Vance, Coyte: 1950-51-52  
 Varnado, Jarvis: 2007-08-09-10  
 Varnado, Norwood: 1951  
 Vernon, J.V.: 1919-20  
 Vincent, Branden: 2003-04  
 Vosburgh, Mike: 1972-73

## W - - - - - W - - - - - W

Wade, Chuck: 1967-68-69  
 Waits, F.A.: 1933-34  
 Walden, Buddy: 1965-66-67  
 Walker, Boyce: 1929-30, '32  
 Walker, Bubba: 1968-69-70

Walker, Johnny: 1992-93  
 Wall, J.S.: 1945-46  
 Walters, A.H.: 1946-47  
 Walters, J.F.: 1935-36-37  
 Walters, Russell: 1994-95-96  
 Walton, Jay: 1992, '94-95-96  
 Ward, R.B.: 1936-37  
 Washington, Gary: 1965-66-67  
 Washington, Manuel: 1967-68-69  
 Washington, Tyrone: 1996-97-98-99  
 Watkins, Jeff: 1972-73  
 Watson, Orien: 1991-92-93  
 Watts, Alton: 1948-49  
 Watts, Tony: 1989-90-91-92  
 Webster, Horatio: 1997-98  
 Wells, Billy: 1953  
 Wells, Kalpatrick: 1980-81-82-83  
 Wentz, Bob: 1952-53  
 Wesson, Malcolm: 1971-72-73  
 West, B.G.: 1938-39  
 White, Detrick: 1998-99  
 White, Ray: 1976-77-78-79  
 White, Ron: 1980-81

Whyte, Mackey: 1982-83-84  
 Whyte, Mack: 1961-62  
 Willcutt, Sammy: 1970-71  
 Williams, Dave: 1966-67-68  
 Williams, Richie: 1963-64-65  
 Williams, Taylor: 1975-76  
 Wilsford, F.C.: 1939-40-41  
 Wilson, Bubba: 1993-94-95-96  
 Wilson, Darryl: 1994-95-96  
 Wilson, Johnny: 1972  
 Wilson, W.P.: 1921-22  
 Wofford, Jackie: 1963  
 Wood, Hoyt: 1950-51-52  
 Woodard, Robert: 1987-88-89-90  
 Wright, C.B.: 1932  
 Wright, Walter: 1975-76-77-78  
 Wulff, Jeff: 1984

## Y - - - - - Y - - - - - Y

Young, Jack: 1994-95

## Z - - - - - Z - - - - - Z

Zimmerman, Derrick: 2000-01-02-03

### MSU TEAM CAPTAINS

1909: .....	H.B. Furman	1969: .....	Dave Williams
1911: .....	Morley Jennings	1970: .....	Manuel Washington
1912: .....	John Lamb	1971: .....	Jim Martin
1913: .....	John Lamb	1972: .....	Donnie Black
1914: .....	H.C. Kinney	1973: .....	Jack Bouldin
1915: .....	Dudy Noble	1974: .....	Malcolm Wesson
1916: .....	T.L. Gaddy	1975: .....	Terry Kusnierz
1917: .....	C.N. Brandon	1976: .....	Jerry Jenkins
1919: .....	J.H. Alexander	1977: .....	Al Perry
1920: .....	J.V. Vernon	1978: .....	Wiley Peck,
1921: .....	R.F. Laird		Al Perry
1922: .....	R.F. Laird	1979: .....	Wiley Peck,
1923: .....	M.G. Anderson		Al Perry
1924: .....	K.P. Gatchell	1980: .....	Wiley Peck,
1925: .....	R.F. Laird		Ray White
1926: .....	H.L. Stone	1981: .....	Rickey Brown
1927: .....	R.B. Bryant	1982: .....	Ron White
1928: .....	R.A. Hartness	1983: .....	Jeff Malone
1929: .....	J.C. Harris	1984: .....	Kevin Hildreth
1930: .....	G.W. Holliday	1985: .....	Ken Harvey,
1932: .....	Boyce Walker		Jeff Norwood
1933: .....	L.B. Taylor	1986: .....	Chauncey Robinson
1934: .....	F.A. Waits	1987-93: .....	Game Captains
1935: .....	Slim Cassibry	1994: .....	David Domingue,
1936: .....	Game Captains		Marcus Grant
1937: .....	O.P. Stone	1995: .....	Marcus Grant,
1938: .....	O.W. Pittman		T.J. Honore
1939: .....	Game Captains	1996: .....	Jay Walton,
1940: .....	Walter V. Craig		Darryl Wilson
1941: .....	Walter V. Craig	1997: .....	Game Captains
1942: .....	Eustace Conway	1998: .....	Horatio Webster
1943: .....	J.E. Hughes	1999: .....	Bart Hyche,
1945: .....	Lloyd McDougal		Tyrone Washington,
1946: .....	Mack Peevey		Detrick White
1947: .....	Carlene Solomon	2000: .....	T.J. Billups,
1948: .....	Red Nicholson		Todd Myles
1949: .....	Mack Peevey	2001: .....	T.J. Billups,
1950: .....	Herbert Hargett		Antonio Jackson
1951: .....	Herbert Hargett	2002: .....	Guy Gardner,
1952: .....	Coyte Vance		Michael Gholar,
1953: .....	Elmo Branch		Derrick Zimmerman
1954: .....	Gerald Caveness	2003: .....	Timmy Bowers,
1955: .....	Jack Houston		Derrick Zimmerman
1956: .....	Wayne Duncan	2004: .....	Timmy Bowers,
1957: .....	Jim Ashmore		Branden Vincent
1958: .....	Bailey Howell,	2005: .....	Ontario Harper,
	Jerry Keeton		Shane Power,
	Kermit Davis,		Lawrence Roberts
	Bailey Howell,	2006: .....	Billy Begley,
	Jerry Keeton		Jamall Edmondson,
1960: .....	Jerry Graves,		Wesley Morgan
	Charles Hull	2007: .....	Billy Begley,
1961: .....	Jack Berkshire,		Jamont Gordon,
	Jerry Graves		Charles Rhodes
1962: .....	Jack Berkshire	2008: .....	Brian Johnson,
1963: .....	Joe Dan Gold		Barry Stewart,
1964: .....	Doug Hutton		Jarvis Varnado
1965: .....	Don Posey,	2009: .....	Dee Bost
	Gary Washington		Barry Stewart
1966: .....	Paul Smith,		Jarvis Varnado
	Gary Washington	2010: .....	Elgin Bailey
1967: .....	John Sapen,		Riley Benock
	Gary Washington		
1968: .....	Tom Payne,		



# MSU ALL-TIME TEAM AWARDS

## BABE MCCARTHY MEMORIAL AWARD

*The Babe McCarthy Memorial Award was presented annually to the Bulldog player who best exemplifies the highest traits of character, leadership, desire and hustle.*

1975-76:	Joe Dean
1976-77:	Wiley Peck
1977-78:	Wiley Peck
1978-79:	Wiley Peck
1979-80:	Rickey Brown
1980-81:	Ron White
1981-82:	Mackey Whyte & Jeff Norwood
1982-83:	Jeff Norwood
1983-84:	Mackey Whyte & Jeff Norwood
1984-85:	Gary Caveness
1985-86:	Mark Peters
1986-87:	Mark Peters
1987-88:	Robert Woodard
1988-89:	Chris Hall
1989-90:	Robert Woodard
1990-91:	Greg Carter
1991-92:	Tony Watts
1992-93:	Orien Watson
1993-94:	David Domingue
1994-95:	Marcus Grant
1995-96:	Darryl Wilson
1996-97:	McKie Edmonson
1997-98:	McKie Edmonson & Whit Hughes
1998-99:	Detrick White
1999-00:	T.J. Billups
2000-01:	T.J. Billups
2001-02:	Guy Gardner
2002-03:	Derrick Zimmerman
2003-04:	Timmy Bowers
2004-05:	Shane Power

## BAILEY HOWELL REBOUNTING AWARD

1978-79:	Wiley Peck
1979-80:	Rickey Brown
1980-81:	Kalpatrick Wells
1981-82:	Kalpatrick Wells
1982-83:	Kalpatrick Wells
1983-84:	Kelvin Hildreth
1984-85:	Raymond Brown
1985-86:	Chauncey Robinson
1986-87:	Hubert Henderson
1987-88:	Carl Nichols
1988-89:	Cameron Burns
1989-90:	Cameron Burns
1990-91:	Greg Carter
1991-92:	Johnny Walker
1992-93:	Johnny Walker
1993-94:	Erick Dampier
1994-95:	Erick Dampier
1995-96:	Erick Dampier
1996-97:	Tyrone Washington
1997-98:	Tyrone Washington
1998-99:	Tyrone Washington

1999-00:	Robert Jackson
2000-01:	Tang Hamilton
2001-02:	Mario Austin
2002-03:	Mario Austin
2003-04:	Lawrence Roberts
2004-05:	Lawrence Roberts

## BEST OFFENSIVE PLAYER AWARD

1978-79:	Rickey Brown
1979-80:	Rickey Brown
1980-81:	Jeff Malone
1981-82:	Jeff Malone
1982-83:	Jeff Malone
1983-84:	Kelvin Hildreth
1984-85:	Ken Harvey
1985-86:	Chauncey Robinson
1987-88:	Reginald Boykin
1988-89:	Cameron Burns
1989-90:	Cameron Burns
1990-91:	Cameron Burns
1991-92:	Tony Watts
1992-93:	Chuck Evans
1993-94:	Darryl Wilson
1994-95:	Darryl Wilson
1995-96:	Darryl Wilson
1996-97:	Horatio Webster
1997-98:	Horatio Webster
1998-99:	Detrick White
1999-00:	Tang Hamilton
2000-01:	Antonio Jackson
2001-02:	Mario Austin
2002-03:	Mario Austin
2003-04:	Lawrence Roberts
2004-05:	Lawrence Roberts

## BEST DEFENSIVE PLAYER AWARD

1978-79:	Ray White
1979-80:	Kalpatrick Wells
1980-81:	Kalpatrick Wells
1986-87:	Anthony Blakley
1987-88:	Greg Lockhart
1988-89:	Greg Lockhart
1989-90:	Greg Carter
1990-91:	Greg Carter
1991-92:	Orien Watson
1992-93:	Orien Watson
1993-94:	Marcus Grant
1994-95:	Erick Dampier
1995-96:	Erick Dampier
1996-97:	Tyrone Washington
1997-98:	Detrick White
1998-99:	Tyrone Washington
1999-00:	Michael Gholar
2000-01:	Derrick Zimmerman
2001-02:	Michael Gholar
2002-03:	Derrick Zimmerman
2003-04:	Branden Vincent
2004-05:	Winsome Frazier

## MOST IMPROVED PLAYER AWARD

1981-82:	Butch Pierre
1982-83:	Chauncey Robinson

1983-84:	Tony Robinson
1984-85:	Raymond Brown
1985-86:	Mark Peters
1986-87:	Reginald Boykin
1987-88:	Chancellor Nichols
1988-89:	Tony Watts
1989-90:	Todd Merritt
1990-91:	Keith Hooper
1991-92:	David Domingue
1992-93:	Marcus Grant
1993-94:	Bubba Wilson
1994-95:	Brian Price
1995-96:	Dontae' Jones
1996-97:	Trey Moore
1997-98:	Oral Roberts
1998-99:	Tang Hamilton
1999-00:	Robert Jackson
2000-01:	Quentin Smith
2001-02:	Mario Austin & Derrick Zimmerman
2002-03:	Timmy Bowers
2003-04:	Branden Vincent
2004-05:	Wesley Morgan & Dietric Slater

## MOST ASSISTS AWARD

1978-79:	Tom Schubert
1979-80:	Greg Grim
1980-81:	Terry Lewis
1981-82:	Butch Pierre
1982-83:	Butch Pierre
1983-84:	Ken Harvey
1984-85:	Jeff Norwood
1985-86:	Tracy Taylor
1986-87:	Tracy Taylor
1987-88:	Greg Lockhart
1988-89:	Greg Lockhart
1989-90:	Doug Hartsfield
1990-91:	Doug Hartsfield
1991-92:	Chuck Evans
1992-93:	Chuck Evans
1993-94:	T.J. Honore
1994-95:	T.J. Honore
1995-96:	Marcus Bullard
1996-97:	Trey Moore
1997-98:	Detrick White
1998-99:	Detrick White
1999-00:	Todd Myles
2000-01:	Antonio Jackson
2001-02:	Derrick Zimmerman
2002-03:	Derrick Zimmerman
2003-04:	Timmy Bowers
2004-05:	Gary Ervin

## BEST FREE THROW PERCENTAGE AWARD

1978-79:	Greg Grim
1979-80:	Jeff Malone
1981-82:	Jeff Malone
1982-83:	Jeff Malone
1983-84:	Kelvin Hildreth
1984-85:	Jeff Norwood
1985-86:	Greg Lockhart
1986-87:	Anthony Blakley
1987-88:	Joe Courtney
1988-89:	Reginald Boykin

1989-90:	Greg Carter
1990-91:	Tony Watts
1991-92:	Tony Watts
1992-93:	Chuck Evans
1993-94:	Darryl Wilson
1994-95:	Darryl Wilson
1995-96:	Darryl Wilson
1996-97:	Bart Hyche
1997-98:	Trey Moore
1998-99:	Bart Hyche
1999-00:	Antonio Jackson
2000-01:	Marckell Patterson
2001-02:	Marckell Patterson
2002-03:	Winsome Frazier
2003-04:	Winsome Frazier
2004-05:	Winsome Frazier

## ACADEMIC AWARD

1986-87:	Mark Peters
1988-89:	Carl Nichols
1989-90:	Cameron Burns & Carl Nichols
1990-91:	Carl Nichols
1991-92:	Orien Watson
1992-93:	Orien Watson
1993-94:	Jay Walton
1994-95:	Jay Walton
1995-96:	Whit Hughes
1996-97:	McKie Edmonson
1997-98:	McKie Edmonson
1998-99:	Bart Hyche
1999-00:	Quentin Smith
2000-01:	Roy Goffer
2001-02:	Roy Goffer
2002-03:	Wesley Morgan
2003-04:	Michael Boler
2004-05:	Shane Power

## ROBERT WOODARD HUSTLE AWARD

1989-90:	Robert Woodard
1990-91:	Keith Hooper
1991-92:	David Domingue
1992-93:	David Domingue
1993-94:	David Domingue
1994-95:	Boo Ray
1995-96:	Russell Walters
1996-97:	Whit Hughes
1997-98:	David Redding

*Note: MSU Team Awards have not been award since the 2005-06 seasons.*





# ALL-TIME RESULTS



# MSU ALL-TIME SERIES RECORDS

Opponent	Record	Last Game	Opponent	Record	Last Game	Opponent	Record	Last Game
Akron	0-1	2006	Gonzaga	0-1	1998	Oregon State	1-0	1996
Alabama	72-112	2010	Hattiesburg YMCA	1-0	1925	Ouachita Baptist	1-0	1949
Alabama A&M	4-0	2003	Hawaii	2-1	1988	Pacific	1-0	1980
Alabama State	2-0	2009	Holy Cross	1-0	2006	Park (Tenn.) Field	0-1	1919
UAB	3-4	2004	Houston	2-5	2010	Penn State	1-0	1998
Alaska Fairbanks	1-0	1998	Houston Baptist	1-0	1974	Pine Bluff (Ark.) YMCA	0-3	1922
Albany (Ga.) YMCA	0-1	1925	Idaho	1-1	2000	Pittsburgh	1-0	2001
Alcorn State	2-2	1991	Illinois-Chicago	1-0	2002	Portland	1-0	1981
Amory (Miss.) Ind	1-0	1935	Illinois Wesleyan	1-0	1987	Prairie View A&M	1-0	1992
Arizona	1-2	2005	Indiana	0-1	1986	Princeton	1-1	1996
Arizona State	0-1	1988	Indiana State	1-1	1976	Purdue	0-1	1985
Arkansas	22-27	2010	Iowa	0-2	1993	Rail Lites	0-2	1929
Arkansas-Little Rock	3-1	2005	Iowa State	2-0	1980	Rhode Island	1-0	1972
Arkansas-Monticello	1-0	1963	Jackson State	4-0	2010	Rhodes (Southwestern)	12-0	1959
Arkansas-Pine Bluff	2-0	2000	Jacksonville	3-0	2003	Rice	3-0	1989
Arkansas State	9-2	2006	Jacksonville State	4-0	2006	Richmond	2-2	2010
Atlanta Athletic Club	1-1	1925	James Madison	1-1	1998	Rider	1-1	2010
Auburn	63-70	2010	Jonesboro (Ark.) YMCA	0-1	1919	Rutgers	0-1	2000
Auburn-Montgomery	2-0	1982	Kansas State	0-3	1994	St. Bonaventure	2-0	2010
Austin Peay State	1-1	1993	Kentucky	20-86	2010	St. Joseph's (Pa.)	1-3	1998
Ball State	1-1	1992	Kentucky Wesleyan	1-0	1977	St. Louis University	0-1	1951
Baylor	5-0	1990	Lafayette College	1-0	2008	St. Mary's (Calif.)	1-0	2005
Belmont	1-0	1999	Laurel (Miss.) YMCA	2-0	1925	St. Paul's (La.)	1-1	1915
Bethune-Cookman	1-0	2010	Liberty	1-0	2006	St. Stanislaus (Miss.)	2-0	1927
Birmingham AC	5-3	1927	Long Beach State	1-0	1976	St. Thomas (Pa.)	0-1	1938
Birmingham Boys Club	0-2	1928	Long Island	1-0	1993	Sam Houston State	1-0	1999
Birmingham YMCA	0-1	1929	LSU	95-103	2009	Samford	25-6	1992
Birmingham YMHA	1-0	1926	Louisiana College	8-1	1971	San Diego	1-1	2010
Birmingham-Southern	8-0	2005	Louisiana Tech	10-4	2008	San Jose State	1-1	1987
Biscayne	1-0	1978	Louisiana-Lafayette	11-4	2003	Santa Clara	3-0	2006
Bowling Green State	1-1	1997	Louisiana-Monroe	12-2	2009	Sewanee	10-1	1973
Bradley	1-0	2007	Louisville	1-3	1988	South Alabama	11-1	2009
Brigham Young	1-1	1996	Loyola (Chicago)	0-1	1963	South Carolina	14-8	2010
Brownsville (Tenn.) AC	1-0	1909	Loyola (New Orleans)	5-1	1997	South Carolina State	1-0	2000
Butler	0-1	2003	Loyola Marymount	2-0	2008	South Florida	2-0	1974
California	0-2	2001	Macon (Ga.) YMCA	1-0	1925	Southeast Missouri State	1-0	1985
California Irvine	1-0	2008	Mansfield State	1-0	1978	Southeastern Louisiana	17-1	2010
Catholic University	1-0	1937	Marshall	0-1	1972	Southern California	1-0	1984
Centenary	7-0	2010	Maryland	3-0	1962	Southern Illinois	2-2	2008
Central Arkansas	1-0	1957	Maryville	2-0	1913	SIU-Edwardsville	1-0	1974
Charlotte	3-1	2009	McNeese State	6-1	2007	Southern Mississippi	14-4	2001
Chattanooga	6-4	2006	Memphis	11-13	2008	Southwest Missouri State	1-0	1998
Chevrolet All-Stars	0-1	1926	Memphis YMCA	5-7	1929	Spring Hill	2-0	1961
Chicago State	1-0	1976	Mercer	5-1	1989	Stanford	1-1	2005
Chicago YMCA College	0-1	1920	Meridian All-Stars	3-0	1930	Stetson	1-0	1966
Christian Brothers	5-0	1990	Meridian College	1-0	1920	Syracuse	0-3	2005
Cincinnati	2-2	2009	Mexico City YMCA	1-0	1937	Tampa	2-0	1957
Clemson	0-3	2008	Miami (Florida)	2-2	2008	Tennessee	39-75	2010
Colgate	1-0	1995	Miami (Ohio)	0-2	2008	Tennessee Tech	4-0	1998
College of Charleston	1-0	1974	Michigan State	0-1	1973	Tennessee-Martin	6-1	2008
College of Memphis	2-0	1909	Middle Tennessee State	1-0	1979	Texas	3-4	2002
Colorado State	0-1	1999	Millsaps	16-2	1940	Texas A&M	1-1	1967
Columbus (Miss.) AC	2-0	1909	Mississippi College	54-21	1987	Texas A&M-Corpus Christi	2-0	2008
Columbus (Miss.) AFB	4-0	1946	Mississippi Valley State	3-0	2010	Texas Christian	1-1	1990
Connecticut	2-1	1996	Missouri	1-2	2008	Texas-Pan American	2-0	2010
Cumberland	2-0	1916	Missouri-Kansas City	2-1	2005	Texas Southern	1-0	1997
Davidson	1-1	1966	Missouri Western	1-0	1976	Texas Tech	0-1	2009
Dayton	1-0	1976	Mobile YMCA	1-1	1927	Troy	7-0	2006
Delaware	1-0	1990	Monmouth	1-0	2004	Tulane	54-37	2004
Delta State	15-1	1987	Montana	1-0	1995	Tulsa	0-1	2001
Denver	1-0	1957	Montana State	1-2	2001	UCLA	1-1	2010
DePaul	1-1	2010	Morehead State	4-0	1980	Union	12-0	1961
Detroit	0-1	1969	Murray State	7-2	2008	Utah	1-0	1995
Drake	2-0	1992	Nashville Ramblers	0-2	1929	Valparaiso	0-1	2000
Duke	2-1	2005	Nebraska	1-0	1996	Vanderbilt	44-72	2010
East Carolina	3-0	1990	UNLV	0-1	1981	Vermont	1-0	1978
East Tennessee State	1-1	1989	New Orleans	7-1	2007	Villanova	0-1	1994
Eastern Kentucky	3-0	1999	New Orleans YMCA	0-1	1909	Virginia	2-1	1989
Eastern Michigan	1-1	1993	Nicholls State	5-0	2009	Virginia Commonwealth	1-0	1996
Evansville	1-1	1976	North Alabama	3-0	2009	Virginia Tech	2-6	2005
Fairleigh Dickinson	1-0	2009	North Carolina	0-5	2010	Wake Forest	1-3	1997
Fairfield	1-0	2005	North Carolina State	1-0	1926	Washington	0-2	2009
Florida	48-57	2010	UNC Wilmington	1-1	1997	Washington State	0-1	2009
Florida A&M	2-0	2005	North Texas	1-0	1973	Washington (St. Louis)	0-1	1955
Florida International	2-0	1993	Northeast Missouri State	2-0	1993	Washington & Lee	1-0	1928
Florida State	4-4	2007	Northern Arizona	1-0	1994	West Virginia	0-1	2007
Florida Tech	1-0	1994	Northwestern	1-0	2000	Western Kentucky	3-3	2010
Fort Benning	1-0	1925	Northwestern (La.) State	5-1	2006	Western New Mexico	1-0	1988
Fresno State	1-1	1997	Oglethorpe	2-0	1936	Wichita State	0-3	1987
Furman	4-0	1971	Ohio State	0-1	1991	Winthrop	0-1	2007
George Mason	1-1	2007	Ole Miss	136-105	2010	Wright State	1-0	2010
George Washington	2-1	1997	Oklahoma	3-0	2003	Wyoming	1-0	1995
Georgia	52-49	2010	Old Dominion	3-2	2010	Xavier (Ohio)	4-1	2005
Georgia State	2-0	2003	Oral Roberts	1-0	1979			
Georgia Tech	13-16	1975	Oregon	1-0	2008			

2010-11 BULLDOG BASKETBALL



# MSU NON-SEC SERIES RECORDS



**AKRON**  
(UA leads, 1-0)  
2006: UA, 83-72 at Guaynabo, PR#  
# - San Juan Shootout  
At Neutral Sites: UA leads, 1-0

**ALABAMA A&M**  
(MSU leads, 4-0)  
2000: MSU, 89-67 at Starkville  
2001: MSU, 102-60 at Starkville  
2002: MSU, 70-45 at Starkville  
2003: MSU, 100-58 at Starkville  
At Starkville: MSU leads, 4-0

**ALABAMA STATE**  
(MSU leads, 2-0)  
2007: MSU, 74-59 at Starkville  
2009: MSU, 76-67 at Starkville  
At Starkville: MSU leads, 2-0

**UAB**  
(UAB leads, 4-3)  
1983: MSU, 67-47 at Chattanooga#  
1984: UAB, 55-53 at Starkville  
1985: UAB, 65-63 at Birmingham  
1993: UAB, 73-68 at Birmingham  
1994: UAB, 66-63 (ot) at Starkville  
2003: MSU, 68-52 at Birmingham  
2004: MSU, 86-84 at Starkville  
# - Krystal Classic  
At Starkville: UAB leads, 2-1  
At Birmingham: UAB leads, 2-1  
At Neutral Sites: MSU leads, 1-0

**ALASKA FAIRBANKS**  
(MSU leads, 1-0)  
1998: MSU, 66-64 (2ot) at Fairbanks#  
# - Can You Score Top of the World Cl.  
At Neutral Sites: MSU leads, 1-0

**ALBANY (GA.) YMCA**  
(YMCA leads, 1-0)  
1925: YMCA, 40-23 at Albany  
At Albany: YMCA leads, 1-0

**ALCORN STATE**  
(Tied, 2-2)  
1979: ASU, 80-78 at Starkville\$  
1980: MSU, 83-80 at Biloxi, MS#  
ASU, 82-75 at Mobile, AL@  
1991: MSU, 120-65 at Starkville  
\$ - National Invitation Tournament  
# - Babe McCarthy Tip-Off Tourney  
@ - Senior Bowl Tournament  
At Starkville: Tied, 1-1  
At Neutral Sites: Tied, 1-1

**AMORY INDEPENDENTS**  
(MSU leads, 1-0)  
1935: MSU, 58-21 at Starkville  
At Starkville: MSU leads, 1-0

**ARIZONA**  
(UA leads, 2-1)  
1971: UA, 77-75 at Greenville, SC#  
2001: MSU, 75-74 at Tucson@  
2005: UA, 68-64 at Anaheim, CA&  
# - Poinsettia Classic  
@ - Bank One Fiesta Bowl Classic  
& - John R. Wooden Classic  
At Tucson: MSU leads, 1-0  
At Neutral Sites: UA leads, 2-0

**ARIZONA STATE**  
(ASU leads, 1-0)  
1988: ASU, 70-69 at Honolulu, HI#  
# - Rainbow Classic  
At Neutral Sites: ASU leads, 1-0

**ARKANSAS-LITTLE ROCK**  
(MSU leads, 3-1)  
1996: UALR, 70-68 at Starkville  
2002: MSU, 93-81 at Starkville  
2004: MSU, 68-58 at Little Rock  
2005: MSU, 83-53 at Starkville  
At Starkville: MSU leads, 2-1  
At Little Rock: MSU leads, 1-0

**ARKANSAS-MONTICELLO**  
(MSU leads, 1-0)  
1963: MSU, 90-55 at Starkville  
At Starkville: MSU leads, 1-0

**ARKANSAS-PINE BLUFF**  
(MSU leads, 2-0)  
1999: MSU, 105-53 at Jackson, MS  
2000: MSU, 107-67 at Starkville, MS  
At Starkville: MSU leads, 1-0  
At Neutral Sites: MSU leads, 1-0

**ARKANSAS STATE**  
(MSU leads, 9-2)  
1951: ASU, 67-61 at Jonesboro  
1952: MSU, 67-43 at Starkville  
MSU, 64-63 at Jonesboro  
1954: MSU, 79-74 at Starkville  
MSU, 74-71 at Jonesboro  
1956: ASU, 76-61 at Jonesboro  
MSU, 86-78 at Starkville  
1959: MSU, 72-57 at Jonesboro  
MSU, 98-71 at Starkville  
2002: MSU, 91-83 at Starkville  
2006: MSU, 68-63 at Starkville  
At Starkville: MSU leads, 6-0  
At Jonesboro: MSU leads, 3-2

**ATLANTA ATHLETIC CLUB**  
(Tied, 1-1)  
1924: MSU, 42-33 at Atlanta  
1925: AAC, 29-25 at Atlanta  
At Atlanta: Tied, 1-1

**AUBURN-MONTGOMERY**  
(MSU leads, 2-0)  
1979: MSU, 90-68 at Starkville  
1982: MSU, 68-43 at Starkville  
At Starkville: MSU leads, 2-0

**AUSTIN PEAY STATE**  
(Tied, 1-1)  
1992: APSU, 103-97 at Clarksville  
1993: MSU, 80-73 at Starkville  
At Starkville: MSU leads, 1-0  
At Clarksville: APSU leads, 1-0

**BALL STATE**  
(Tied, 1-1)  
1991: MSU, 86-72 at Starkville  
1992: BSU, 81-52 at Muncie  
At Starkville: MSU leads, 1-0  
At Muncie: BSU leads, 1-0

**BAYLOR**  
(MSU leads, 5-0)  
1922: MSU, 42-26 at Starkville  
MSU, 45-15 at Starkville  
1925: MSU, 30-15 at Starkville  
1960: MSU, 70-61 (ot) at Murray, KY#  
1990: MSU, 84-75 at Starkville\$  
# - Murray State Invitational  
\$ - National Invitation Tournament  
At Starkville: MSU leads, 4-0  
At Neutral Sites: MSU leads, 1-0

**BELMONT**  
(MSU leads, 1-0)  
1999: MSU, 66-65 at Starkville  
At Starkville: MSU leads, 1-0

**BETHUNE-COOKMAN**  
(MSU leads, 1-0)  
2010: MSU, 67-51 at Starkville  
At Starkville: MSU leads, 1-0

**BIRMINGHAM ATHLETIC CLUB**  
(MSU leads, 5-3)  
1920: MSU, 37-23 at Birmingham  
1921: BAC, 36-26 at Birmingham  
1922: BAC, 35-15 at Birmingham  
1924: MSU, 39-28 at Birmingham  
1925: MSU, 34-23 at Birmingham  
1926: BAC, 32-31 at Birmingham  
1927: MSU, 22-21 at Birmingham  
MSU, 38-33 at Starkville  
At Starkville: MSU leads, 1-0  
At Birmingham: MSU leads, 4-3

**BIRMINGHAM BOYS CLUB**  
(BBC leads, 2-0)  
1928: BBC, 20-19 at Starkville  
BBC, 32-27 at Starkville  
At Starkville: BBC leads, 2-0

**BIRMINGHAM YMCA**  
(YMCA leads, 1-0)  
1929: YMCA, 32-18 at Birmingham  
At Birmingham: YMCA leads, 1-0

**BIRMINGHAM YMHA**  
(MSU leads, 1-0)  
1926: MSU, 44-13 at Birmingham  
At Birmingham: MSU leads, 1-0

**BIRMINGHAM-SOUTHERN**  
(MSU leads, 8-0)  
1926: MSU, 29-7 at Starkville  
1952: MSU, 107-72 at Birmingham  
1953: MSU, 70-45 at Starkville  
1978: MSU, 81-55 at Starkville  
1982: MSU, 71-46 at Starkville  
1984: MSU, 47-40 at Starkville  
1993: MSU, 75-71 at Starkville  
2005: MSU, 55-48 at Birmingham#  
# - Coaches vs. Cancer Classic  
At Starkville: MSU leads, 6-0  
At Birmingham: MSU leads, 2-0

**BISCAYNE**  
(MSU leads, 1-0)  
1978: MSU, 95-78 at Starkville  
At Starkville: MSU leads, 1-0

**BOWLING GREEN STATE**  
(Tied, 1-1)  
1963: MSU, 65-60 at East Lansing, MI\$  
1997: BGSU, 75-59 at San Juan, PR#  
\$ - NCAA Midwest Regional  
# - Puerto Rico Holiday Classic  
At Neutral Sites: Tied, 1-1

**BRADLEY**  
(MSU leads, 1-0)  
2007: MSU, 101-72 at Starkville\$  
\$ - MasterCard NIT  
At Starkville: MSU leads, 1-0

**BRIGHAM YOUNG**  
(Tied, 1-1)  
1995: BYU, 74-68 (ot) at Provo  
1996: MSU, 79-74 at Starkville  
At Starkville: MSU leads, 1-0  
At Provo: BYU leads, 1-0

**BROWNSVILLE ATHLETIC CLUB**  
(MSU leads, 1-0)  
1909: MSU, 75-0 at Starkville  
At Starkville: MSU leads, 1-0

2010-11 BULLDOG BASKETBALL



# MSU NON-SEC SERIES RECORDS

## BUTLER (BU leads, 1-0)

2003: BU, 47-46 at Birmingham, AL\$  
\$ - NCAA East Regional  
At Neutral Sites: BU leads, 1-0

## CALIFORNIA (Cal leads, 2-0)

1997: Cal, 78-45 at Landover, MD#  
2001: Cal, 83-76 (ot) at Berkeley@  
# - Franklin National Bank Classic  
@ - TIVO Preseason NIT  
At Berkeley: Cal leads, 1-0  
At Neutral Sites: Cal leads, 1-0

## CALIFORNIA IRVINE (MSU leads, 1-0)

2008: MSU, 68-53 at Anaheim, CA\$  
\$ - Anaheim Classic  
At Neutral Sites: MSU leads, 1-0

## CATHOLIC UNIVERSITY (MSU leads, 1-0)

1937: MSU, 41-28 at Washington, DC  
At Washington, DC: MSU leads, 1-0

## CENTENARY (MSU leads, 7-0)

1990: MSU, 96-80 at Shreveport#  
MSU, 112-74 at Starkville  
1998: MSU, 64-40 at Starkville  
1999: MSU, 59-54 at Starkville  
2000: MSU, 98-76 at Starkville  
2009: MSU, 77-55 at Starkville  
2010: MSU, 88-51 at Jackson, MS  
# - Century Cellunet Classic  
At Starkville: MSU leads, 5-0  
At Shreveport: MSU leads, 1-0  
At Neutral Sites: MSU leads, 1-0

## CENTRAL ARKANSAS (MSU leads, 1-0)

1957: MSU, 102-80 at Starkville  
At Starkville: MSU leads, 1-0

## CHARLOTTE (MSU leads, 3-1)

1972: MSU, 87-68 at Charlotte  
2006: MSU, 53-38 at Charlotte  
2007: MSU, 78-69 at Starkville  
2009: Charlotte, 70-64 at Starkville  
At Starkville: Tied, 1-1  
At Charlotte: MSU leads, 2-0

## CHATTANOOGA (MSU leads, 6-4)

1923: MSU, 33-21 at Atlanta, GA+  
1947: MSU, 52-31 at Starkville  
MSU, 58-52 at Chattanooga  
1982: MSU, 69-57 at Starkville  
1983: UTC, 62-54 at Chattanooga#  
1986: UTC, 48-47 at Starkville  
1987: UTC, 66-51 at Chattanooga  
1991: MSU, 76-70 at Chattanooga  
1992: UTC, 85-73 at Starkville  
2006: MSU, 64-48 at Starkville  
+ - SIAA Tournament  
# - Krystal Classic  
At Starkville: MSU leads, 3-2  
At Chattanooga: Tied, 2-2  
At Neutral Sites: MSU leads, 1-0

## CHEVROLET ALL-STARS (All-Stars lead, 1-0)

1926: All-Stars, 26-17 at Earle, AR  
At Earle: All-Stars lead, 1-0

## CHICAGO STATE (MSU leads, 1-0)

1976: MSU, 113-81 at Starkville  
At Starkville: MSU leads, 1-0

## CHICAGO YMCA COLLEGE (CC leads, 1-0)

1920: CC, 22-20 at Starkville  
At Starkville: CC leads, 1-0

## CHRISTIAN BROTHERS (MSU leads, 5-0)

1963: MSU, 106-71 at Starkville  
1974: MSU, 73-62 at Starkville  
1987: MSU, 77-52 at Starkville  
1988: MSU, 93-78 at Starkville  
1990: MSU, 86-51 at Starkville  
At Starkville: MSU leads, 5-0

## CINCINNATI (MSU leads, 2-2)

1980: MSU, 87-72 at Biloxi, MS#  
1996: MSU, 73-63 at Lexington, KY\$  
2002: UC, 90-56 at Las Vegas, NV@  
2009: UC, 75-63 at Cincinnati!  
# - Babe McCarthy Tip-Off Tourney  
\$ - NCAA Southeast Regional  
@ - Las Vegas Classic  
! - SEC/Big East Challenge  
At Neutral Sites: Tied, 2-2

## CLEMSON (CU leads, 3-0)

1982: CU, 59-32 at Houston, TX#  
2007: CU, 69-66 at Clemson  
2008: CU, 84-82 at Starkville  
# - Kettle Classic  
At Clemson: CU leads, 1-0  
At Starkville: CU leads, 1-0  
At Neutral Sites: CU leads, 1-0

## COLGATE (MSU leads, 1-0)

1995: MSU, 80-76 at Missoula, MT#  
# - Missoulian/Coca-Cola Classic XV  
At Neutral Sites: MSU leads, 1-0

## COLLEGE OF CHARLESTON (MSU leads, 1-0)

1974: MSU, 88-64 at Starkville  
At Starkville: MSU leads, 1-0

## COLLEGE OF MEMPHIS (MSU leads, 2-0)

1909: MSU, 27-14 at Starkville  
MSU, 25-8 at Starkville  
At Starkville: MSU leads, 2-0

## COLORADO STATE (CSU leads, 1-0)

1999: CSU, 69-56 at Fort Collins\$  
\$ - National Invitation Tournament  
At Fort Collins: CSU leads, 1-0

## COLUMBUS (MISS.) ATHLETIC CLUB (MSU leads, 2-0)

1909: MSU, 35-6 at Starkville  
MSU, 61-1 at Columbus  
At Starkville: MSU leads, 1-0  
At Columbus: MSU leads, 1-0

## COLUMBUS (MISS.) AFB (MSU leads, 4-0)

1945: MSU, 55-28 at Starkville  
MSU, 38-28 at Starkville  
1946: MSU, 47-41 at Columbus  
MSU, 62-40 at Columbus  
At Starkville: MSU leads, 2-0  
At Columbus: MSU leads, 2-0

## CONNECTICUT (MSU leads, 2-1)

1975: MSU, 89-87 at Columbia, MO#  
1990: UC, 84-68 at Hartford, CT@  
1996: MSU, 60-55 at Lexington, KY\$  
# - Show Me Classic  
@ - Connecticut Mutual Classic  
\$ - NCAA Southeast Regional  
At Hartford: UC leads, 1-0  
At Neutral Sites: MSU leads, 2-0

## CUMBERLAND (MSU leads, 2-0)

1916: MSU, 39-13 at Starkville  
MSU, 42-8 at Starkville  
At Starkville: MSU leads, 2-0

## DAVIDSON (Tied, 1-1)

1956: MSU, 89-82 at Charlotte, NC#  
1966: DC, 72-60 at Charlotte, NC@  
# - Carrousel Classic  
@ - Charlotte Invitational  
At Neutral Sites: Tied, 1-1

## DAYTON (MSU leads, 1-0)

1976: MSU, 56-54 at Dayton#  
# - Dayton Invitational  
At Dayton: MSU leads, 1-0

## DELAWARE (MSU leads, 1-0)

1990: MSU, 66-65 at Hartford, CT#  
# - Connecticut Mutual Classic  
At Neutral Sites: MSU leads, 1-0

## DELTA STATE (MSU leads, 15-1)

1935: MSU, 48-29 at Starkville  
1938: MSU, 51-35 at Starkville  
1961: MSU, 92-53 at Starkville  
MSU, 99-77 at Cleveland  
1962: MSU, 84-55 at Starkville  
MSU, 106-76 at Cleveland  
1963: MSU, 106-77 at Starkville  
1964: MSU, 67-52 at Cleveland  
1965: MSU, 82-63 at Jackson, MS#  
1967: MSU, 68-65 at Cleveland  
1968: MSU, 80-64 at Starkville  
1970: MSU, 86-64 at Starkville  
1971: MSU, 59-55 at Cleveland  
1985: MSU, 76-58 at Starkville  
1986: DSU, 56-53 at Starkville  
1987: MSU, 68-56 at Starkville  
# - Magnolia Invitational  
At Starkville: MSU leads, 9-1  
At Cleveland: MSU leads, 5-0  
At Neutral Sites: MSU leads, 1-0

## DENVER (MSU leads, 1-0)

1957: MSU, 69-65 at Evansville, IN#  
# - Evansville Holiday Tournament  
At Neutral Sites: MSU leads, 1-0

## DEPAUL (Tied, 1-1)

1989: DU, 62-60 at New Orleans, LA#  
2010: MSU, 76-45 at Tampa, FL\*  
\* - SEC/Big East Challenge  
# - USF&G Sugar Bowl Classic  
At Neutral Sites: Tied, 1-1

## DETROIT (UD leads, 1-0)

1969: UD, 86-62 at Detroit#  
# - Motor City Classic  
At Detroit: UD leads, 1-0

2010-11 BULLDOG BASKETBALL



# MSU NON-SEC SERIES RECORDS



## DRAKE

### (MSU leads, 2-0)

1991: MSU, 82-80 (ot) at Des Moines  
 1992: MSU, 79-50 at Starkville  
 At Starkville: MSU leads, 1-0  
 At Des Moines: MSU leads, 1-0

## DUKE

### (MSU leads, 2-1)

1937: MSU, 33-29 at Durham  
 1938: MSU, 25-23 at Durham  
 2005: DU, 63-55 at Charlotte, NC\$  
 \$ - NCAA Austin Regional  
 At Durham: MSU leads, 2-0  
 At Neutral Sites: DU leads, 1-0

## EAST CAROLINA

### (MSU leads, 3-0)

1973: MSU, 69-64 at Monroe, LA#  
 1989: MSU, 88-79 at Starkville  
 1990: MSU, 72-63 at Greenville  
 # - Pacemaker Classic  
 At Starkville: MSU leads, 1-0  
 At Greenville: MSU leads, 1-0  
 At Neutral Sites: MSU leads, 1-0

## EAST TENNESSEE STATE

### (Tied, 1-1)

1988: MSU, 86-59 at Starkville  
 1989: ETSU, 91-82 at Johnson City  
 At Starkville: MSU leads, 1-0  
 At Johnson City: ETSU leads, 1-0

## EASTERN KENTUCKY

### (MSU leads, 3-0)

1991: MSU, 94-67 at Starkville  
 1992: MSU, 87-68 at Richmond  
 1999: MSU, 75-62 at Oakland, CA#  
 # - Golden Bear Classic  
 At Starkville: MSU leads, 1-0  
 At Richmond: MSU leads, 1-0  
 At Neutral Sites: MSU leads, 1-0

## EASTERN MICHIGAN

### (Tied, 1-1)

1991: EMU, 76-56 at Syracuse, NY\$  
 1993: MSU, 74-58 at San Juan, PR@  
 \$ - NCAA East Regional  
 @ - San Juan Shootout  
 At Neutral Sites: Tied, 1-1

## EVANSVILLE

### (Tied, 1-1)

1975: MSU, 90-69 at Starkville  
 1976: UE, 85-73 at Evansville  
 At Starkville: MSU leads, 1-0  
 At Evansville: UE leads, 1-0

## FAIRLEIGH DICKINSON

### (MSU leads, 1-0)

2009: MSU, 84-58 at Starkville  
 At Starkville MSU leads, 1-0

## FAIRFIELD

### (MSU leads, 1-0)

2005: MSU, 53-49 at Birmingham, AL#  
 # - Coaches vs. Cancer Classic  
 At Neutral Sites: MSU leads, 1-0

## FLORIDA A&M

### (MSU leads, 2-0)

2002: MSU, 92-55 at Starkville  
 2005: MSU, 104-80 at Starkville  
 At Starkville: MSU leads, 2-0

## FLORIDA INTERNATIONAL

### (MSU leads, 2-0)

1983: MSU, 102-66 at Starkville  
 1993: MSU, 58-51 at San Juan, PR#  
 # - San Juan Shootout

At Starkville: MSU leads, 1-0  
 At Neutral Sites: MSU leads, 1-0

## FLORIDA STATE

### (Tied, 4-4)

1952: MSU, 75-47 at Starkville  
 1953: FSU, 82-52 at Tallahassee  
 1954: MSU, 87-75 at Starkville  
 1955: FSU, 91-76 at Starkville  
 FSU, 102-86 at Tallahassee  
 1956: MSU, 79-71 (ot) at Charlotte, NC#  
 1999: FSU, 69-58 at Honolulu, HI@  
 2007: MSU, 86-71 at Starkville\$  
 # - Carrousel Classic  
 @ - Outrigger Hotels Rainbow Classic  
 \$ - MasterCard NIT  
 At Starkville: MSU leads, 3-1  
 At Tallahassee: FSU leads, 2-0  
 At Neutral Sites: Tied, 1-1

## FLORIDA TECH

### (MSU leads, 1-0)

1994: MSU, 95-61 at Starkville  
 At Starkville: MSU leads, 1-0

## FORT BENNING (GA.)

### (MSU leads, 1-0)

1925: MSU, 41-38 at Fort Benning  
 At Fort Benning: MSU leads, 1-0

## FRESNO STATE

### (Tied, 1-1)

1981: FSU, 58-45 at Fresno#  
 1997: MSU, 62-60 at San Juan, PR@  
 # - Sun Met Classic  
 @ - Puerto Rico Holiday Classic  
 At Fresno: FSU leads, 1-0  
 At Neutral Sites: MSU leads, 1-0

## FURMAN

### (MSU leads, 4-0)

1920: MSU, 69-26 at Greenville  
 1921: MSU, 41-7 at Atlanta, GA+  
 1923: MSU, 47-23 at Atlanta, GA+  
 1971: MSU, 84-74 at Greenville#  
 + - SIAA Tournament  
 # - Poinsettia Classic  
 At Greenville: MSU leads, 2-0  
 At Neutral Sites: MSU leads, 2-0

## GEORGE MASON

### (Tied, 1-1)

2006: MSU, 63-61 at Starkville  
 2007: GMU, 63-59 at Fairfax  
 At Starkville: MSU leads, 1-0  
 At Fairfax: GMU leads, 1-0

## GEORGE WASHINGTON

### (MSU leads, 2-1)

1964: MSU, 89-81 at Owensboro, KY#  
 1968: MSU, 70-55 at Houston, TX@  
 1997: GW, 57-36 at Landover, MD&  
 # - All-American Tournament  
 @ - Bluebonnet Classic  
 & - Franklin National Bank Classic  
 At Neutral Sites: MSU leads, 2-1

## GEORGIA STATE

### (MSU leads, 2-0)

2002: MSU, 72-63 at Atlanta, GA#  
 2003: MSU, 78-54 at Jackson, MS  
 # - Chick-fil-A Peach Bowl Cl. for Kids  
 At Neutral Sites: MSU leads, 2-0

## GEORGIA TECH

### (GT leads, 16-13)

1922: GT, 34-30 at Atlanta+  
 1923: MSU, 45-31 at Starkville  
 MSU, 25-19 at Atlanta+

1924: MSU, 40-32 at Atlanta  
 MSU, 51-28 at Starkville  
 1926: MSU, 31-20 at Atlanta  
 1927: GT, 40-24 at Atlanta!  
 1937: GT, 43-30 at Knoxville, TN\*  
 1943: MSU, 48-41 at Louisville, KY\*  
 1945: GT, 60-33 at Louisville, KY\*  
 1947: GT, 65-52 at Louisville, KY\*  
 1951: GT, 55-46 at Starkville  
 1952: GT, 66-64 at Atlanta  
 1953: MSU, 66-62 at Starkville  
 1954: MSU, 75-74 at Atlanta  
 1955: GT, 90-71 at Starkville  
 1956: GT, 87-59 at Atlanta  
 1957: GT, 80-77 at Atlanta  
 1958: GT, 78-61 at Atlanta  
 1959: MSU, 75-67 at Starkville  
 1960: GT, 82-60 at Atlanta  
 1961: MSU, 62-61 (ot) at Starkville  
 1962: MSU, 57-56 at Atlanta  
 1963: MSU, 81-69 at Starkville  
 1964: GT, 59-45 at Atlanta  
 1965: GT, 83-65 at Starkville  
 GT, 75-73 at Atlanta  
 1974: MSU, 85-77 at Atlanta  
 1975: GT, 64-61 at Starkville

+ - SIAA Tournament  
 ! - Southern Conference Tournament  
 \* - SEC Tournament  
 At Starkville: MSU leads, 6-4  
 At Atlanta: GT leads, 9-6  
 At Neutral Sites: GT leads, 3-1

## GONZAGA

### (GU leads, 1-0)

1998: GU, 70-68 at Fairbanks, AK#  
 # - Can You Score Top of the World Cl.  
 At Neutral Sites: GU leads, 1-0

## HATTIESBURG YMCA

### (MSU leads, 1-0)

1925: MSU, 22-19 at Hattiesburg  
 At Hattiesburg: MSU leads, 1-0

## HAWAII

### (MSU leads, 2-1)

1969: UH, 74-69 at Lafayette, LA#  
 1973: MSU, 97-85 at Mobile, AL@  
 1988: MSU, 68-55 at Honolulu&  
 # - Bayou Classic  
 @ - Senior Bowl Tournament  
 & - Rainbow Classic  
 At Honolulu: MSU leads, 1-0  
 At Neutral Sites: Tied, 1-1

## HOLY CROSS

### (MSU leads, 1-0)

2006: MSU, 76-75 at Guaynabo, PR#  
 # - San Juan Shootout  
 At Neutral Sites: MSU leads, 1-0

## HOUSTON

### (UH leads, 5-2)

1963: UH, 79-76 (ot) at New Orleans#  
 1964: UH, 69-61 at Houston@  
 1982: UH, 96-49 at Houston&  
 1983: UH, 74-65 at Houston  
 1984: UH, 68-62 at Starkville  
 2009: MSU, 82-65 at Starkville  
 2010: MSU, 70-64 at Houston  
 # - Sugar Bowl Tournament  
 @ - Bluebonnet Tournament  
 & - Kettle Classic  
 At Starkville: Tied, 1-1  
 At Houston: UH leads, 3-1  
 At Neutral Sites: UH leads, 1-0

2010-11 BULLDOG BASKETBALL



# MSU NON-SEC SERIES RECORDS

## HOUSTON BAPTIST (MSU leads, 1-0)

1974: MSU, 85-74 at Starkville  
At Starkville: MSU leads, 1-0

## IDAHO (Tied, 1-1)

1987: UI, 70-67 (ot) at Portland, OR#  
2000: MSU, 86-81 at Bozeman, MT@  
# - Far West Classic  
@ - Holiday Stores/Touch America Cl.  
At Neutral Sites: Tied, 1-1

## ILLINOIS-CHICAGO (MSU leads, 1-0)

2002: MSU, 77-74 at Las Vegas, NV#  
# - Las Vegas Classic  
At Neutral Sites: MSU leads, 1-0

## ILLINOIS WESLEYAN (MSU leads, 1-0)

1987: MSU, 83-78 at Starkville  
At Starkville: MSU leads, 1-0

## INDIANA (IU leads, 1-0)

1986: IU, 74-43 at Indianapolis, IN#  
# - Hoosier Classic  
At Neutral Sites: IU leads, 1-0

## INDIANA STATE (Tied, 1-1)

1975: ISU, 82-72 at Terre Haute#  
1976: MSU, 85-82 at Starkville  
# - Indiana Hall of Fame Classic  
At Starkville: MSU leads, 1-0  
At Terre Haute: ISU leads, 1-0

## IOWA (UI leads, 2-0)

1980: UI, 81-62 at Dayton, OH#  
1993: UI, 69-54 at Iowa City@  
# - Dayton Invitational  
@ - Amana Hawkeye Classic  
At Iowa City: UI leads, 1-0  
At Neutral Sites: UI leads, 1-0

## IOWA STATE (MSU leads, 2-0)

1979: MSU, 80-70 at Jackson, MS  
1980: MSU, 84-63 at Ames  
At Ames: MSU leads, 1-0  
At Neutral Sites: MSU leads, 1-0

## JACKSON STATE (MSU leads, 4-0)

1985: MSU, 77-46 at Starkville  
1986: MSU, 77-62 at Jackson  
2003: MSU, 71-56 at Starkville  
2010: MSU, 81-67 at Starkville  
At Starkville: MSU leads, 3-0  
At Jackson: MSU leads, 1-0

## JACKSONVILLE (MSU leads, 3-0)

1991: MSU, 79-65 at Jacksonville  
1992: MSU, 77-74 at Starkville  
2003: MSU, 100-65 at Starkville  
At Starkville: MSU leads, 2-0  
At Jacksonville: MSU leads, 1-0

## JACKSONVILLE STATE (MSU leads, 4-0)

1999: MSU, 73-54 at Starkville  
2000: MSU, 73-61 at Jacksonville  
2005: MSU, 95-53 at Jackson, MS  
2006: MSU, 104-80 at Jackson, MS  
At Starkville: MSU leads, 1-0  
At Jacksonville: MSU leads, 1-0  
At Neutral Sites: MSU leads, 2-0

## JAMES MADISON (Tied, 1-1)

1997: JMU, 75-72 at Starkville  
1998: MSU, 73-69 at Harrisonburg  
At Starkville: JMU leads, 1-0  
At Harrisonburg: MSU leads, 1-0

## JONESBORO YMCA (YMCA leads, 1-0)

1919: YMCA, 46-25 at Jonesboro  
At Jonesboro: YMCA leads, 1-0

## KANSAS STATE (KSU leads, 3-0)

1985: KSU, 67-58 at Manhattan  
1986: KSU, 63-58 at Starkville  
1994: KSU, 78-67 at Manhattan\$  
\$ - National Invitation Tournament  
At Starkville: KSU leads, 1-0  
At Manhattan: KSU leads, 2-0

## KENTUCKY WESLEYAN (MSU leads, 1-0)

1977: MSU, 89-49 at Starkville  
At Starkville: MSU leads, 1-0

## LAFAYETTE COLLEGE (MSU leads, 1-0)

2008: MSU, 77-53 at Jackson, MS  
At Jackson: MSU leads, 1-0

## LAUREL YMCA (MSU leads, 2-0)

1916: MSU, 38-25 at Laurel  
1925: MSU, 30-25 at Laurel  
At Laurel: MSU leads, 2-0

## LIBERTY (MSU leads, 1-0)

2006: MSU, 78-67 at Guaynabo, PR#  
# - San Juan Shootout  
At Neutral Sites: MSU leads, 1-0

## LONG BEACH STATE (MSU leads, 1-0)

1976: MSU, 70-57 at Dayton, OH#  
# - Dayton Invitational  
At Neutral Sites: MSU leads, 1-0

## LONG ISLAND (MSU leads, 1-0)

1993: MSU, 61-52 at Iowa City, IA#  
# - Amana Hawkeye Classic  
At Neutral Sites: MSU leads, 1-0

## LOUISIANA-LAFAYETTE (MSU leads, 11-4)

1962: MSU, 88-61 at Starkville  
1965: MSU, 74-73 at Starkville  
1966: MSU, 88-73 at Starkville  
1969: ULL, 81-70 at Lafayette#  
1976: MSU, 96-75 at Starkville  
1977: MSU, 78-72 at Lafayette  
1981: MSU, 75-71 at Fresno, CA@  
1983: MSU, 65-56 at New Orleans&  
1987: ULL, 62-56 at Portland, OR^  
1992: MSU, 86-77 (ot) at Lafayette%  
1999: ULL, 60-58 at Oakland, CA~  
MSU, 62-58 at Honolulu, HI?  
2001: MSU, 90-80 at Tucson, AZ=  
2002: MSU, 79-71 at Lafayette  
2003: ULL, 79-76 at Starkville  
# - Bayou Classic  
@ - Sun Met Classic  
& - Sugar Bowl Classic  
^ - Far West Classic  
% - Louisiana Classics Tip-Off  
~ - Golden Bear Classic  
? - Outrigger Hotels Rainbow Classic  
= - Bank One Fiesta Bowl Classic  
At Starkville: MSU leads, 4-1

At Lafayette: MSU leads, 3-1  
At Neutral Sites: MSU leads, 4-2

## LOUISIANA-MONROE (MSU leads, 12-2)

1962: MSU, 89-79 at Starkville  
1963: MSU, 79-56 at Monroe  
1965: MSU, 72-71 at Starkville  
1966: ULM, 78-72 (ot) at Starkville  
1967: MSU, 81-70 at Monroe  
1978: ULM, 89-78 at Starkville  
1990: MSU, 75-68 at Shreveport, LA#  
1993: MSU, 75-67 at Starkville  
1994: MSU, 73-67 at Monroe  
1995: MSU, 70-56 at Starkville  
1996: MSU, 66-60 at Monroe  
2002: MSU, 104-67 at Southaven, MS@  
2004: MSU, 76-52 at Starkville  
2009: MSU, 78-49 at Starkville  
# - Century Cellunet Classic  
@ - Las Vegas Classic  
At Starkville: MSU leads, 6-2  
At Monroe: MSU leads, 4-0  
At Neutral Sites: MSU leads, 2-0

## LOUISIANA COLLEGE (MSU leads, 8-1)

1960: MSU, 90-61 at Starkville  
1961: MSU, 117-86 at Jackson, MS  
1962: MSU, 113-70 at Starkville  
1963: MSU, 83-59 at Starkville  
1964: MSU, 84-67 at Starkville  
1966: MSU, 92-77 at Starkville  
1969: MSU, 79-69 at Starkville  
1970: LC, 77-71 at Pineville  
1971: MSU, 73-54 at Starkville  
At Starkville: MSU leads, 7-0  
At Pineville: LC leads, 1-0  
At Neutral Sites: MSU leads, 1-0

## LOUISIANA TECH (MSU leads, 10-4)

1948: LTU, 53-43 at Starkville  
1960: LTU, 71-62 at Jackson, MS  
1961: LTU, 61-60 at Ruston  
1962: MSU, 81-58 at Starkville  
1963: MSU, 80-61 at Ruston  
1964: MSU, 105-61 at Starkville  
1965: MSU, 82-78 at Ruston  
1966: MSU, 82-70 at Starkville  
1967: MSU, 90-73 at Ruston  
1969: MSU, 83-73 at Starkville  
1970: LTU, 78-71 at Ruston  
2001: MSU, 68-63 at Starkville  
2003: MSU, 78-38 at Starkville  
2008: MSU, 75-45 at Starkville  
At Starkville: MSU leads, 7-1  
At Ruston: MSU leads, 2-2  
At Neutral Sites: LTU leads, 1-0

## LOUISVILLE (UL leads, 3-1)

1951: UL, 87-53 at Louisville  
1955: UL, 113-64 at Louisville  
1979: MSU, 80-73 at Louisville#  
1988: UL, 86-62 at Honolulu, HI@  
# - Louisville Holiday Classic  
@ - Rainbow Classic  
At Louisville: UL leads, 2-1  
At Neutral Sites: UL leads, 1-0

## LOYOLA (CHICAGO) (LU leads, 1-0)

1963: LU, 61-51 at East Lansing, MI\$  
\$ - NCAA Midwest Regional  
At Neutral Sites: LU leads, 1-0



# MSU NON-SEC SERIES RECORDS



## LOYOLA (NEW ORLEANS)

(MSU leads, 5-1)

1927: MSU, 38-15 at New Orleans  
 1937: MSU, 59-44 at Starkville  
 MSU, 37-25 at Starkville  
 1960: MSU, 76-60 at Starkville  
 1961: LU, 83-60 at New Orleans  
 1997: MSU, 98-32 at Starkville  
 At Starkville: MSU leads, 4-0  
 At New Orleans: Tied, 1-1

## LOYOLA MARYMOUNT

(MSU leads, 2-0)

2007: MSU, 61-37 at Starkville  
 2008: MSU, 85-54 at Los Angeles  
 At Starkville: MSU leads, 1-0  
 At Los Angeles: MSU leads, 1-0

## MACON YMCA

(MSU leads, 1-0)

1925: MSU, 26-24 at Macon  
 At Macon: MSU leads, 1-0

## MANSFIELD STATE

(Miss. State leads, 1-0)

1978: MSU, 74-54 at Starkville  
 At Starkville: MSU leads, 1-0

## MARSHALL

(MU leads, 1-0)

1972: MU, 95-69 at Huntington#  
 # - Marshall Invitational  
 At Huntington: MU leads, 1-0

## MARYLAND

(MSU leads, 3-0)

1926: MSU, 22-19 at Atlanta, GA!  
 1959: MSU, 56-45 at New Orleans#  
 1962: MSU, 64-62 at New Orleans#  
 ! - Southern Conference Tournament  
 # - Sugar Bowl Tournament  
 At Neutral Sites: MSU leads, 3-0

## MARYVILLE

(MSU leads, 2-0)

1913: MSU, 49-13 at Starkville  
 MSU, 35-18 at Starkville  
 At Starkville: MSU leads, 2-0

## MCNEESE STATE

(Miss. State leads, 6-1)

1986: McNeese, 76-67 at Lake Charles  
 1988: MSU, 76-66 at Jackson, MS  
 2001: MSU, 83-74 at Starkville  
 2002: MSU, 70-58 at Dallas, TX\$  
 2003: MSU, 81-65 at Starkville  
 2004: MSU, 92-69 at Starkville  
 2007: MSU, 89-63 at Starkville  
 \$ - NCAA Midwest Regional  
 At Starkville: MSU leads, 4-0  
 At Lake Charles: McNeese leads, 1-0  
 At Neutral Sites: MSU leads, 2-0

## MEMPHIS

(Memphis leads, 13-11)

1947: MSU, 51-38 at Memphis  
 1952: MSU, 60-58 at Memphis  
 1955: UM, 94-68 at Memphis  
 1956: UM, 105-73 at Memphis  
 1957: UM, 89-78 at Starkville  
 UM, 86-83 at Memphis  
 1958: MSU, 56-54 at Memphis  
 1959: MSU, 73-55 at New Orleans#  
 MSU, 53-52 at Memphis  
 1960: UM, 79-62 at Murray, KY@

1962: MSU, 83-71 at Memphis  
 1963: MSU, 77-66 at Jackson, MS  
 UM, 71-65 at Memphis  
 1964: UM, 73-65 at Jackson, MS  
 UM, 81-66 at Memphis  
 1967: UM, 61-53 at Memphis  
 1968: MSU, 71-66 at Starkville  
 1970: UM, 83-74 at Memphis&  
 1979: MSU, 93-64 at Memphis  
 1982: MSU, 48-47 (ot) at Starkville  
 1984: MSU, 50-49 at Memphis  
 UM, 43-42 at Los Angeles^  
 1985: UM, 68-59 at Starkville  
 2008: UM, 77-74 at Little Rock, AR%  
 # - Sugar Bowl Tournament  
 @ - Murray State Invitational  
 & - Liberty Bowl Classic  
 ^ - Winston Tire Classic  
 %- 2008 NCAA Tournament  
 At Starkville: Tied, 2-2  
 At Memphis: Tied, 7-7  
 At Neutral Sites: UM leads, 4-2

## MEMPHIS YMCA

(YMCA leads, 7-5)

1916: MSU, 32-28 at Memphis  
 1919: YMCA, 23-19 at Memphis  
 1921: YMCA, 24-18 at Memphis  
 1922: YMCA, 26-11 at Memphis  
 1923: MSU, 32-22 at Memphis  
 1924: YMCA, 21-20 at Memphis  
 1925: YMCA, 41-33 at Memphis  
 MSU, 28-24 at Starkville  
 1926: YMCA, 32-31 at Memphis  
 1928: MSU, 30-20 at Memphis  
 1929: MSU, 28-19 at Memphis  
 YMCA, 27-26 at Memphis  
 At Starkville: MSU leads, 1-0  
 At Memphis: YMCA leads, 7-4

## MERCER

(MSU leads, 5-1)

1913: MSU, 28-10 at Starkville  
 MSU, 29-22 at Starkville  
 1924: MU, 24-22 at Macon  
 1926: MSU, 35-30 at Starkville  
 1988: MSU, 66-50 at Starkville  
 1989: MSU, 74-63 at Albany, GA  
 At Starkville: MSU leads, 4-0  
 At Macon: MU leads, 1-0  
 At Neutral Sites: MSU leads, 1-0

## MERIDIAN ALL-STARS

(MSU leads, 3-0)

1925: MSU, 65-8 at Meridian  
 1927: MSU, 52-17 at Meridian  
 1930: MSU, 43-17 at Meridian  
 At Meridian: MSU leads, 3-0

## MERIDIAN COLLEGE

(MSU leads, 1-0)

1920: MSU, 48-31 at Meridian  
 At Meridian: MSU leads, 1-0

## MEXICO CITY YMCA

(MSU leads, 1-0)

1937: MSU, 41-16 at Starkville  
 At Starkville: MSU leads, 1-0

## MIAMI (FL)

(MSU leads, 2-2)

1958: MSU, 66-63 at Birmingham, AL#  
 1991: UM, 74-67 at West Palm Beach@  
 2007: MSU, 70-52 at Coral Gables  
 2008: UM, 64-58 at Starkville  
 # - Birmingham Classic  
 @ - Eastern Airlines Palm Beach Cl.

At Starkville UM leads, 1-0  
 At Coral Gables: MSU leads, 1-0  
 At Neutral Sites: Tied, 1-1

## MIAMI (OHIO)

(MU leads, 2-0)

1969: MU, 76-56 at Detroit, MI#  
 2008: MU, 67-60 at Anaheim, CA^  
 # - Motor City Classic  
 ^ - Anaheim Classic  
 At Neutral Sites: MU leads, 2-0

## MICHIGAN STATE

(Mich. State leads, 1-0)

1973: Mich. St., 90-82 at Mobile, AL#  
 # - Senior Bowl Tournament  
 At Neutral Sites: Mich. St. leads, 1-0

## MIDDLE TENNESSEE STATE

(MSU leads, 1-0)

1979: MSU, 85-50 at Starkville  
 At Starkville: MSU leads, 1-0

## MILLSAPS COLLEGE

(MSU leads, 16-2)

1912: MSU, 22-6 at Jackson  
 1913: MSU, 35-15 at Starkville  
 MC, 24-21 at Starkville  
 1914: MSU, 63-8 at Starkville  
 MSU, 46-9 at Starkville  
 MSU, 66-23 at Jackson  
 1916: MSU, 60-21 at Starkville  
 MSU, 41-15 at Starkville  
 1921: MSU, 25-11 at Atlanta, GA+  
 1923: MSU, 32-13 at Starkville  
 MC, 27-20 at Starkville  
 1924: MSU, 37-21 at Starkville  
 1926: MSU, 36-14 at Jackson  
 1927: MSU, 28-23 at Starkville  
 MSU, 38-24 at Starkville  
 1937: MSU, 32-16 at Starkville  
 MSU, 49-27 at Starkville  
 1940: MSU, 38-28 at Jackson  
 + - SIAA Tournament  
 At Starkville: MSU leads, 11-2  
 At Jackson: MSU leads, 4-0  
 At Neutral Sites: MSU leads, 1-0

## MISSISSIPPI COLLEGE

(MSU leads, 54-21)

1909: MC, 26-22 at Clinton  
 1911: MC, 23-15 at Starkville  
 MC, 25-10 at Starkville  
 1912: MSU, 45-17 at Starkville  
 MSU, 30-20 at Starkville  
 MSU, 25-17 at Clinton  
 MSU, 21-13 at Clinton  
 1913: MSU, 45-5 at Starkville  
 MSU, 43-15 at Starkville  
 1914: MSU, 42-9 at Starkville  
 MSU, 50-11 at Starkville  
 MSU, 43-9 at Clinton  
 MSU, 22-12 at Clinton  
 1915: MSU, 50-0 at Starkville  
 MSU, 53-3 at Starkville  
 1917: MSU, 28-17 at Starkville  
 MC, 36-31 at Clinton  
 MSU, 18-8 at Starkville  
 MSU, 23-19 at Starkville  
 1919: MSU, 39-23 at Clinton  
 MSU, 39-31 at Clinton  
 1920: MSU, 40-16 at Starkville  
 MSU, 25-23 at Starkville  
 1921: MSU, 46-16 at Starkville  
 MSU, 33-21 at Starkville  
 1922: MSU, 26-6 at Clinton  
 MSU, 25-11 at Clinton



# MSU NON-SEC SERIES RECORDS

MSU, 21-11 at Starkville  
 MSU, 46-8 at Starkville  
 1923: MSU, 30-18 at Starkville  
 1925: MSU, 33-32 at Starkville  
 MC, 35-33 at Starkville  
 1926: MC, 37-36 at Clinton  
 MSU, 34-32 at Starkville  
 MSU, 29-22 at Starkville  
 1927: MSU, 27-21 at Clinton  
 MC, 44-28 at Starkville  
 1928: MC, 34-26 at Clinton  
 MC, 38-21 at Clinton  
 1929: MC, 31-28 at Starkville  
 MC, 24-21 at Starkville  
 MSU, 26-14 at Jackson, MS  
 MSU, 25-23 at Clinton  
 1932: MSU, 27-20 at Starkville  
 1933: MC, 46-26 at Starkville  
 MSU, 43-24 at Starkville  
 MC, 41-40 at Clinton  
 MC, 40-31 at Clinton  
 1934: MC, 47-25 at Clinton  
 MSU, 29-27 at Clinton  
 MC, 38-34 at Starkville  
 MSU, 34-28 at Starkville  
 1935: MSU, 43-37 at Starkville  
 MC, 34-26 at Starkville  
 MSU, 44-42 at Starkville  
 MSU, 33-24 at Starkville  
 1937: MSU, 36-25 at Starkville  
 MSU, 46-42 at Starkville  
 1940: MSU, 58-47 at Starkville  
 MSU, 73-53 at Starkville  
 1941: MSU, 38-34 at Starkville  
 MSU, 63-45 at Vicksburg, MS  
 1942: MSU, 43-25 at Starkville  
 1945: MSU, 32-30 at Starkville  
 MC, 30-19 at Starkville  
 MC, 46-32 at Starkville  
 MC, 45-34 at Starkville  
 1947: MSU, 58-34 at Starkville  
 MSU, 82-48 at Starkville  
 1951: MSU, 103-52 at Starkville  
 1957: MSU, 99-80 at Starkville  
 MSU, 83-67 at Starkville  
 1965: MC, 72-57 at Jackson, MS#  
 1986: MSU, 74-64 at Starkville  
 1987: MSU, 86-68 at Starkville  
 # - Magnolia Invitational  
 At Starkville: MSU leads, 34-10  
 At Clinton: MSU leads, 18-10  
 At Neutral Sites: MSU leads, 2-1

## MISSISSIPPI VALLEY STATE (MSU leads, 3-0)

2001: MSU, 93-58 at Starkville  
 2007: MSU, 82-63 at Starkville\$  
 2010: MSU, 73-45 at Starkville  
 \$ - MasterCard NIT  
 At Starkville: MSU leads, 3-0

## MISSOURI (MU leads, 2-1)

1975: MU, 102-78 at Columbia#  
 2007: MU, 83-75 at Columbia  
 2008: MSU, 87-75 at Starkville  
 # - Show Me Classic  
 At Starkville MSU leads 1-0  
 At Columbia: MU leads, 2-0

## MISSOURI-KANSAS CITY (MSU leads, 2-1)

1993: UMKC, 89-87 (ot) at Kansas City  
 1994: MSU, 83-61 at Starkville  
 2005: MSU, 82-64 at Starkville  
 At Starkville: MSU leads, 2-0  
 At Kansas City: UMKC leads, 1-0

**MISSOURI WESTERN (MSU leads, 1-0)**  
 1976: MSU, 87-71 at Starkville  
 At Starkville: MSU leads, 1-0

## MOBILE YMCA (Tied, 1-1)

1920: YMCA, 43-28 at Mobile  
 1927: MSU, 26-17 at Mobile  
 At Mobile: Tied, 1-1

## MONMOUTH (MSU leads, 1-0)

2004: MSU, 85-52 at Orlando, FL\$  
 \$ - NCAA Atlanta Regional  
 At Neutral Sites: MSU leads, 1-0

## MONTANA (MSU leads, 1-0)

1995: MSU, 90-85 (2ot) at Missoula#  
 # - Missoulian/Coca-Cola Classic XV  
 At Missoula: MSU leads, 1-0

## MONTANA STATE (Mont. State leads, 2-1)

1968: Mont. St., 81-73 at Houston#  
 2000: Mont. St., 74-70 at Bozeman@  
 2001: Miss. St., 81-63 at Starkville  
 # - Bluebonnet Classic  
 @ - Holiday Stores/Touch America Cl.  
 At Starkville: Miss. St. leads, 1-0  
 At Bozeman: Mont. St. leads, 1-0  
 At Neutral Sites: Mont. St. leads, 1-0

## MOREHEAD STATE (Miss. State leads, 4-0)

1958: MSU, 46-41 at Starkville  
 1959: MSU, 87-63 at Starkville  
 1960: MSU, 75-73 (ot) at Morehead  
 1980: MSU, 84-62 at Starkville  
 At Starkville: Miss. St. leads, 3-0  
 At Morehead: Miss. St. leads, 1-0

## MURRAY STATE (Miss. State leads, 7-2)

1941: MUR, 56-36 at Murray  
 1957: MUR, 91-80 at Murray  
 1958: MSU, 86-69 at Starkville  
 MSU, 75-57 at Murray  
 1959: MSU, 63-62 at Murray  
 MSU, 63-48 at Starkville  
 1961: MSU, 94-81 at Starkville  
 1962: MSU, 69-57 at Murray  
 2008: MSU, 78-61 at Starkville  
 At Starkville: Miss. St. leads, 4-0  
 At Murray: Miss. St. leads, 3-2

## NASHVILLE RAMBLERS (NR leads, 2-0)

1924: NR, 32-28 at Nashville  
 1929: NR, 26-14 at Nashville  
 At Nashville: NR leads, 2-0

## NEBRASKA (MSU leads, 1-0)

1996: MSU, 69-66 at Portland, OR#  
 # - Ford Far West Classic  
 At Neutral Sites: MSU leads, 1-0

## UNLV (UNLV leads, 1-0)

1981: UNLV, 75-67 at Las Vegas#  
 # - Holiday Classic  
 At Las Vegas: UNLV leads, 1-0

## NEW ORLEANS (MSU leads, 7-1)

1977: MSU, 86-83 at Starkville  
 1989: MSU, 76-65 at Starkville  
 1990: MSU, 62-55 at New Orleans  
 UNO, 65-60 at New Orleans\$

2004: MSU, 77-59 at Tupelo, MS  
 2005: MSU, 74-59 at New Orleans  
 2006: MSU, 67-59 at Starkville  
 2007: MSU, 89-63 at Jackson, MS  
 \$ - National Invitation Tournament  
 At Starkville: MSU leads, 3-0  
 At New Orleans: MSU leads, 2-1  
 At Neutral Sites: MSU leads, 2-0

## NEW ORLEANS YMCA (YMCA leads, 1-0)

1909: YMCA, 22-20 at New Orleans  
 At New Orleans: YMCA leads, 1-0

## NICHOLLS STATE (MSU leads, 5-0)

1995: MSU, 81-65 at Starkville  
 2002: MSU, 95-59 at Starkville  
 2005: MSU, 98-69 at Starkville  
 2007: MSU, 90-55 at Starkville  
 2009: MSU, 74-68 at Jackson  
 At Starkville: MSU leads, 4-0  
 At Jackson MSU leads, 1-0

## NORTH ALABAMA (MSU leads, 3-0)

1983: MSU, 80-49 at Starkville  
 1984: MSU, 70-64 at Starkville  
 2009: MSU, 106-61 at Starkville  
 At Starkville: MSU leads, 3-0

## NORTH CAROLINA (UNC leads, 5-0)

1924: UNC, 33-23 at Atlanta, GA!  
 1926: UNC, 38-23 at Atlanta, GA!  
 1929: UNC, 43-18 at Atlanta, GA!  
 1965: UNC, 84-80 at Blacksburg, VA#  
 2010: UNC, 76-75 at Starkville@  
 @ - NIT  
 ! - Southern Conference Tournament  
 # - Virginia Tech Invitational  
 At Neutral Sites: UNC leads, 4-0  
 At Starkville: UNC leads, 1-0

## NORTH CAROLINA STATE (MSU leads, 1-0)

1926: MSU, 32-29 at Atlanta, GA!  
 ! - Southern Conference Tournament  
 At Neutral Sites: MSU leads, 1-0

## UNC WILMINGTON (Tied, 1-1)

1996: MSU, 77-54 at Starkville  
 1997: UNCW, 71-54 at Wilmington  
 At Starkville: MSU leads, 1-0  
 At Wilmington: UNCW leads, 1-0

## NORTH TEXAS (MSU leads, 1-0)

1973: MSU, 66-65 at Monroe, LA#  
 # - Pacemaker Classic  
 At Neutral Sites: MSU leads, 1-0

## NORTHEAST MISSOURI ST. (MSU leads, 2-0)

1977: MSU, 107-58 at Starkville  
 1993: MSU, 75-48 at Starkville  
 At Starkville: MSU leads, 2-0

## NORTHERN ARIZONA (MSU leads, 1-0)

1994: MSU, 85-64 at Tempe, AZ#  
 # - ASU-Tribune Classic  
 At Neutral Sites: MSU leads, 1-0

## NORTHWESTERN (MSU leads, 1-0)

2000: MSU, 70-65 at St. Charles, MO#  
 # - USBWA Hoop & Quill Classic  
 At Neutral Sites: MSU leads, 1-0



# MSU NON-SEC SERIES RECORDS



## NORTHWESTERN STATE

(MSU leads, 5-1)

1983: MSU, 97-59 at Starkville  
 1995: MSU, 98-58 at Starkville  
 1997: MSU, 78-61 at Starkville  
 1998: MSU, 84-73 at Starkville  
 1999: MSU, 75-46 at Tupelo, MS  
 2006: NSU, 76-75 (ot) at Starkville  
 At Starkville: MSU leads, 4-1  
 At Neutral Sites: MSU leads, 1-0

## OGLETHORPE

(MSU leads, 2-0)

1936: MSU, 57-23 at Starkville  
 MSU, 47-26 at Starkville  
 At Starkville: MSU leads, 2-0

## OHIO STATE

(OSU leads, 1-0)

1991: OSU, 82-80 at W. Palm Beach#  
 # - Eastern Airlines Palm Beach Cl.  
 At Neutral Sites: OSU leads, 1-0

## OKLAHOMA

(MSU leads, 3-0)

1996: MSU, 76-71 at Norman  
 1998: MSU, 67-65 (ot) at Starkville  
 2003: MSU, 54-45 at New Orleans, LA#  
 # - Nokia Sugar Bowl Basketball Cl.  
 At Starkville: MSU leads, 1-0  
 At Norman: MSU leads, 1-0  
 At Neutral Sites: MSU leads, 1-0

## OLD DOMINION

(MSU leads, 3-2)

1977: ODU, 82-78 at Norfolk#  
 1997: MSU, 80-73 at Starkville  
 ODU, 72-71 (ot) at San Juan, PR@  
 1998: MSU, 62-57 at Norfolk  
 2010: MSU, 69-55 at South Padre Island, TX!  
 ! - South Padre Island Invitational  
 # - Old Dominion Classic  
 @ - Puerto Rico Holiday Classic  
 At Starkville: MSU leads, 1-0  
 At Norfolk: Tied, 1-1  
 At Neutral Sites: Tied, 1-1

## ORAL ROBERTS

(MSU leads, 1-0)

1979: MSU, 91-69 at Louisville, KY#  
 # - Louisville Holiday Classic  
 At Neutral Sites: MSU leads, 1-0

## OREGON

(MSU leads, 1-0)

2008: MSU, 76-69 at Little Rock, AR#  
 # - 2008 NCAA Tournament  
 At Neutral Sites: MSU leads, 1-0

## OREGON STATE

(MSU leads, 1-0)

1996: MSU, 76-62 at Portland, OR#  
 # - Ford Far West Classic  
 At Neutral Sites: MSU leads, 1-0

## OUACHITA BAPTIST

(MSU leads, 1-0)

1949: MSU, 61-45 at Starkville  
 At Starkville: MSU leads, 1-0

## PACIFIC

(MSU leads, 1-0)

1980: MSU, 65-63 at Dayton, OH#  
 # - Dayton Invitational  
 At Neutral Sites: MSU leads, 1-0

## PARK AVIATION FIELD

(PAF leads, 1-0)

1919: PAF, 28-18 at Memphis  
 At Memphis: PAF leads, 1-0

## PENN STATE

(MSU leads, 1-0)

1998: MSU, 58-57 at El Paso, TX#  
 # - Sierra Providence Sun Classic  
 At Neutral Sites: MSU leads, 1-0

## PINE BLUFF YMCA

(YMCA leads, 3-0)

1921: YMCA, 18-15 at Pine Bluff  
 1922: YMCA, 32-22 at Pine Bluff  
 YMCA, 26-25 at Pine Bluff  
 At Pine Bluff: YMCA leads, 3-0

## PITTSBURGH

(MSU leads, 1-0)

2001: MSU, 66-61 at Pittsburgh\$  
 \$ - TiVo National Invitation Tourney  
 At Pittsburgh: MSU leads, 1-0

## PORTLAND

(MSU leads, 1-0)

1981: MSU, 46-45 at Las Vegas, NV#  
 # - Holiday Classic  
 At Neutral Sites: MSU leads, 1-0

## PRAIRIE VIEW A&M

(MSU leads, 1-0)

1992: MSU, 97-52 at Lafayette, LA#  
 # - Louisiana Classics Tip-Off  
 At Neutral Sites: MSU leads, 1-0

## PRINCETON

(Tied, 1-1)

1966: PU, 69-67 at Charlotte, NC#  
 1996: MSU, 63-41 at Indianapolis, IN\$  
 # - Charlotte Invitational  
 \$ - NCAA Southeast Regional  
 At Neutral Sites: Tied, 1-1

## PURDUE

(PU leads, 1-0)

1985: PU, 77-46 at El Paso, TX#  
 # - Sun Bowl Classic  
 At Neutral Sites: PU leads, 1-0

## RAIL LITES

(RL leads, 2-0)

1928: RL, 45-25 at Chattanooga  
 1929: RL, 44-20 at Chattanooga  
 At Chattanooga: RL leads, 2-0

## RHODE ISLAND

(MSU leads, 1-0)

1972: MSU, 86-72 at Huntington, WV#  
 # - Marshall Invitational  
 At Neutral Sites: MSU leads, 1-0

## RHODES COLLEGE

(MSU leads, 12-0)

1934: MSU, 67-26 at Memphis  
 MSU, 64-25 at Memphis  
 1935: MSU, 57-17 at Starkville  
 MSU, 64-29 at Starkville  
 1939: MSU, 30-28 at Starkville  
 MSU, 38-28 at Starkville  
 1941: MSU, 42-40 at Starkville  
 MSU, 51-33 at Starkville  
 1956: MSU, 76-63 at Memphis  
 1957: MSU, 83-56 at Memphis  
 1958: MSU, 97-75 at Starkville  
 1959: MSU, 91-46 at Memphis  
 At Starkville: MSU leads, 7-0  
 At Memphis: MSU leads, 5-0

## RICE

(MSU leads, 3-0)

1961: MSU, 68-60 at Houston  
 1988: MSU, 72-68 at Houston  
 1989: MSU, 63-61 at Starkville  
 At Starkville: MSU leads, 1-0  
 At Houston: MSU leads, 2-0

## RICHMOND

(Tied, 2-2)

2001: UR, 83-72 at Starkville  
 2002: MSU, 71-57 at Richmond  
 MSU, 74-72 at Las Vegas, NV#  
 2010: UR, 63-62 at South Padre Island, TX!  
 ! - South Padre Island Invitational  
 # - Las Vegas Classic  
 At Starkville: UR leads, 1-0  
 At Richmond: MSU leads, 1-0  
 At Neutral Sites: Tied, 1-1

## RIDER

(Tied, 1-1)

1980: MSU, 72-64 at Mobile, AL#  
 2010: Rider, 88-74 at Starkville  
 # - Senior Bowl Tournament  
 At Starkville: MSU leads, 1-0  
 At Neutral Sites: MSU leads, 1-0

## RUTGERS

(RU leads, 1-0)

2000: RU, 74-69 at St. Charles, MO#  
 # - USBWA Hoop & Quill Classic  
 At Neutral Sites: RU leads, 1-0

## ST. BONAVENTURE

(MSU leads, 2-0)

2009: MSU, 76-71 at Olean, NY  
 2010: MSU, 105-53 at Starkville  
 At Starkville: MSU leads, 1-0  
 At Olean: MSU leads, 1-0

## ST. JOSEPH'S (PA.)

(SJU leads, 3-1)

1937: SJU, 36-28 at Philadelphia  
 1938: SJU, 39-23 at Philadelphia  
 1995: MSU, 76-66 at Casper, WY#  
 1998: SJU, 65-58 at El Paso, TX@  
 # - MiniMart/Gatorade Wyoming Cowboy  
 Shootout  
 @ - Sierra Providence Sun Classic  
 At Philadelphia: SJU leads, 2-0  
 At Neutral Sites: Tied, 1-1

## ST. LOUIS UNIVERSITY

(SLU leads, 1-0)

1951: SLU, 63-46 at St. Louis  
 At St. Louis: SLU leads, 1-0

## ST. MARY'S (CALIF.)

(MSU leads, 1-0)

2005: MSU, 67-54 at New York, NY#  
 # - Coaches vs. Cancer Classic  
 At Neutral Sites: MSU leads, 1-0

## ST. PAUL'S COLLEGE

(Tied, 1-1)

1915: SPC, 29-19 at Covington  
 MSU, 32-22 at Covington  
 At Covington: Tied, 1-1

## ST. STANISLAUS (MISS.)

(MSU leads, 2-0)

1925: MSU, 22-11 at Bay St. Louis  
 1927: MSU, 31-15 at Bay St. Louis  
 At Bay St. Louis: MSU leads, 2-0

## ST. THOMAS (PA.)

(ST leads, 1-0)

1938: ST, 35-34 at Scranton  
 At Scranton: ST leads, 1-0

## SAM HOUSTON STATE

(MSU leads, 1-0)

1999: MSU, 80-67 at Starkville  
 At Starkville: MSU leads, 1-0



# MSU NON-SEC SERIES RECORDS

## SAMFORD (MSU leads, 25-6)

1920: MSU, 56-10 at Starkville  
 MSU, 27-13 at Starkville  
 HC, 26-23 at Birmingham  
 1939: MSU, 31-29 at Starkville  
 HC, 43-40 at Starkville  
 1940: MSU, 45-36 at Starkville  
 MSU, 38-32 at Starkville  
 1941: MSU, 29-28 at Starkville  
 HC, 29-26 at Starkville  
 MSU, 48-37 at Birmingham  
 1942: MSU, 29-26 at Starkville  
 MSU, 36-32 at Starkville  
 1947: MSU, 55-32 at Starkville  
 HC, 41-39 at Birmingham  
 1953: MSU, 81-56 at Starkville  
 MSU, 91-87 at Birmingham  
 1954: MSU, 87-60 at Starkville  
 MSU, 72-67 at Birmingham  
 1955: MSU, 78-55 at Starkville  
 MSU, 82-79 at Birmingham  
 1956: MSU, 108-65 at Starkville  
 1957: MSU, 106-70 at Starkville  
 1958: MSU, 114-57 at Starkville  
 1967: MSU, 96-65 at Starkville  
 1968: SU, 66-63 at Birmingham  
 1969: SU, 68-59 at Starkville  
 1973: MSU, 86-61 at Starkville  
 1974: MSU, 110-74 at Starkville  
 1975: MSU, 91-80 at Birmingham  
 1976: MSU, 77-57 at Starkville  
 1992: MSU, 72-48 at Starkville

At Starkville: MSU leads, 20-3  
 At Birmingham: MSU leads, 5-3

## SAN DIEGO (Tied, 1-1)

2009: USD, 64-61 at Starkville  
 2010: MSU, 77-68 at San Diego  
 At Starkville: SD leads, 1-0  
 At San Diego: MSU leads, 1-0

## SAN JOSE STATE (Tied, 1-1)

1986: MSU, 75-65 at Indianapolis, IN#  
 1987: SJSU, 62-56 at Portland, OR@  
 # - Hoosier Classic  
 @ - Far West Classic  
 At Neutral Sites: Tied, 1-1

## SANTA CLARA (MSU leads, 3-0)

1995: MSU, 75-67 at Boise, ID\$  
 2004: MSU, 66-61 (ot) at Santa Clara  
 2006: MSU, 82-69 (ot) at Starkville  
 \$ - NCAA West Regional  
 At Starkville: MSU leads, 1-0  
 At Santa Clara: MSU leads, 1-0  
 At Neutral Sites: MSU leads, 1-0

## UNIVERSITY OF THE SOUTH (MSU leads, 10-1)

1927: MSU, 53-10 at Starkville  
 1932: MSU, 25-22 at Starkville  
 1952: MSU, 71-46 at Starkville  
 MSU, 73-67 at Sewanee  
 1953: MSU, 60-53 at Starkville  
 1954: MSU, 65-61 at Sewanee  
 1955: MSU, 77-74 at Starkville  
 1956: SC, 76-72 at Sewanee  
 1971: MSU, 102-73 at Starkville  
 1972: MSU, 69-48 at Sewanee  
 1973: MSU, 83-65 at Starkville  
 At Starkville: MSU leads, 7-0  
 At Sewanee: MSU leads, 3-1

## SOUTH ALABAMA (MSU leads, 11-1)

1970: MSU, 93-71 at Starkville  
 1971: MSU, 50-38 at Mobile  
 1972: MSU, 71-66 at Starkville  
 1973: MSU, 72-67 (ot) at Mobile  
 1979: MSU, 86-78 at Starkville  
 2002: MSU, 73-66 at Starkville  
 2003: MSU, 85-74 at Mobile  
 2004: MSU, 71-62 at Starkville  
 2005: MSU, 66-52 at Starkville  
 2007: MSU, 84-46 at Starkville  
 2008: USA, 71-67 at Mobile  
 2009: MSU, 79-60 at Starkville  
 At Starkville: MSU leads, 8-0  
 At Mobile: MSU leads, 3-1

## SOUTH CAROLINA STATE (MSU leads, 1-0)

2000: MSU, 88-58 at Starkville  
 At Starkville: MSU leads, 1-0

## SOUTH FLORIDA (MSU leads, 2-0)

1972: MSU, 90-77 at Tuscaloosa, AL#  
 1974: MSU, 86-81 at Starkville  
 # - Alabama Classic  
 At Starkville: MSU leads, 1-0  
 At Neutral Sites: MSU leads, 1-0

## SOUTHEAST MISSOURI ST. (MSU leads, 1-0)

1985: MSU, 63-56 at Starkville  
 At Starkville: MSU leads, 1-0

## SOUTHEASTERN LOUISIANA (MSU leads, 17-1)

1958: MSU, 75-61 at Starkville  
 1959: MSU, 94-72 at Starkville  
 1960: MSU, 83-65 at Starkville  
 1961: MSU, 77-55 at Starkville  
 1962: MSU, 96-73 at Starkville  
 1964: MSU, 113-73 at Starkville  
 1988: MSU, 60-51 at Hammond  
 1989: MSU, 113-61 at Starkville  
 1994: MSU, 81-55 at Starkville  
 1995: MSU, 106-67 at Starkville  
 1996: MSU, 121-78 at Starkville  
 1997: MSU, 77-63 at Starkville  
 1999: MSU, 97-60 at Starkville  
 2000: MSU, 70-56 at Starkville  
 2001: MSU, 78-58 at Southaven, MS  
 2006: SLU, 57-46 at Starkville  
 2008: MSU, 84-59 at Starkville  
 2010: MSU, 82-67 at Starkville  
 At Starkville: MSU leads, 15-1  
 At Hammond: MSU leads, 1-0  
 At Neutral Sites: MSU leads, 1-0

## SOUTHERN CALIFORNIA (MSU leads, 1-0)

1984: MSU, 57-55 at Los Angeles#  
 # - Winston Tire Classic  
 At Los Angeles: MSU leads, 1-0

## SOUTHERN ILLINOIS (MSU leads, 2-2)

1955: MSU, 72-59 at Carbondale  
 1975: MSU, 81-75 at Terre Haute, IN#  
 1993: SIU, 76-64 at San Juan, PR@  
 2008: SIU, 63-49 at Anaheim, CA!  
 # - Indiana Hall of Fame Classic  
 @ - San Juan Shootout  
 ! - Anaheim Classic  
 At Carbondale: MSU leads, 1-0  
 At Neutral Sites: Tied, 1-1

## SIU-EDWARDSVILLE (MSU leads, 1-0)

1974: MSU, 86-81 at Starkville  
 At Starkville: MSU leads, 1-0

## SOUTHERN MISSISSIPPI (MSU leads, 14-4)

1927: MSU, 38-21 at Hattiesburg  
 1930: MSU, 50-29 at Hattiesburg  
 MSU, 31-16 at Hattiesburg  
 1963: MSU, 62-52 at Jackson, MS  
 1964: USM, 65-60 at Jackson, MS  
 1967: MSU, 72-63 at Hattiesburg#  
 1972: MSU, 77-73 at Tuscaloosa, AL@  
 1977: MSU, 96-72 at Starkville  
 1978: MSU, 82-79 at Biloxi, MS  
 1979: MSU, 87-78 at Starkville  
 1981: USM, 68-53 at Jackson, MS  
 1983: MSU, 81-58 at Starkville  
 1984: USM, 55-48 at Hattiesburg  
 1985: MSU, 71-53 at Starkville  
 1994: MSU, 62-58 at Starkville  
 1995: USM, 66-64 at Biloxi, MS  
 1996: MSU, 72-69(ot) at Hattiesburg  
 2001: MSU, 75-68 at Starkville\$  
 # - USM Invitational  
 @ - Alabama Classic  
 \$ - TiVo National Invitation Tourney  
 At Starkville: MSU leads, 6-0  
 At Hattiesburg: MSU leads, 5-1  
 At Neutral Sites: Tied, 3-3

## SOUTHWEST MISSOURI ST. (MSU leads, 1-0)

1998: MSU, 79-68 at Fairbanks, AK#  
 # - Can You Score Top of the World Cl.  
 At Neutral Sites: MSU leads, 1-0

## SPRING HILL (MSU leads, 2-0)

1942: MSU, 47-31 at Starkville  
 1961: MSU, 98-75 at Starkville  
 At Starkville: MSU leads, 2-0

## STANFORD (Tied, 1-1)

2000: SU, 76-56 at Oakland, CA#  
 2005: MSU, 93-70 at Charlotte, NC\$  
 # - Pete Newell Challenge  
 \$ - NCAA Austin Regional  
 At Neutral Sites: Tied, 1-1

## STETSON (MSU leads, 1-0)

1966: MSU, 87-76 at Starkville  
 At Starkville: MSU leads, 1-0

## SYRACUSE (SU leads, 3-0)

1978: SU, 76-66 at Albuquerque, NM#  
 1996: SU, 77-69 at E. Rutherford, NJ\$  
 2005: SU, 71-58 at New York, NY@  
 # - Lobo Invitational  
 \$ - NCAA Final Four  
 @ - Coaches vs. Cancer Classic  
 At Neutral Sites: SU leads, 3-0

## TAMPA (MSU leads, 2-0)

1956: MSU, 89-64 at Starkville  
 1957: MSU, 113-87 at Tampa  
 At Starkville: MSU leads, 1-0  
 At Tampa: MSU leads, 1-0

## TENNESSEE TECH (MSU leads, 4-0)

1991: MSU, 109-76 at Starkville  
 1992: MSU, 90-84 at Cookeville  
 1993: MSU, 110-65 at Starkville  
 1998: MSU, 83-57 at Starkville  
 At Starkville: MSU leads, 3-0  
 At Cookeville: MSU leads, 1-0



# MSU NON-SEC SERIES RECORDS



## TENNESSEE-MARTIN

(MSU leads, 6-1)

- 1981: MSU, 87-62 at Starkville
- 1982: UTM, 65-41 at Starkville
- 1992: MSU, 86-54 at Starkville
- 1998: MSU, 80-60 at Tupelo, MS
- 1999: MSU, 85-67 at Starkville
- 2004: MSU, 90-74 at Starkville
- 2008: MSU, 86-70 at Starkville

At Starkville: MSU leads, 5-1

At Neutral Sites: MSU leads, 1-0

## TEXAS

(TU leads, 4-3)

- 1961: UT, 93-82 at Houston, TX
- 1973: MSU, 80-69 at Starkville
- 1974: MSU, 87-82 at Austin
- 1977: MSU, 91-89 (ot) at Starkville
- 1978: UT, 81-69 at Austin
- 1999: UT, 81-77 at Honolulu, HI#
- 2002: UT, 68-64 at Dallas, TX\$

# - Outrigger Hotels Rainbow Classic

\$ - NCAA Midwest Regional

At Starkville: MSU leads, 2-0

At Austin: Tied, 1-1

At Neutral Sites: UT leads, 3-0

## TEXAS A&M

(Tied, 1-1)

- 1964: A&M, 58-54 at Houston, TX#
  - 1967: MSU, 62-49 at Hattiesburg, MS@
- # - Bluebonnet Tournament  
@ - USM Invitational
- At Neutral Sites: Tied, 1-1

## TEXAS A&M-CORPUS CHRISTI

(MSU leads, 2-0)

- 2007: MSU, 96-72 at Starkville
  - 2008: MSU, 95-70 at Corpus Christi
- At Starkville: MSU leads, 1-0
- At Corpus Christi, TX MSU leads, 1-0

## TEXAS CHRISTIAN

(Tied, 1-1)

- 1989: TCU, 66-65 at Fort Worth
  - 1990: MSU, 64-60 at Starkville
- At Starkville: MSU leads, 1-0
- At Fort Worth: TCU leads, 1-0

## TEXAS-PAN AMERICAN

(MSU leads, 2-0)

- 1998: MSU, 90-60 at Starkville
  - 2010: MSU, 75-50 at Starkville
- At Starkville: MSU leads, 2-0

## TEXAS SOUTHERN

(MSU leads, 1-0)

- 1997: MSU, 95-64 at Starkville
- At Starkville: MSU leads, 1-0

## TEXAS TECH

(TTU, 1-0)

- 2009: TTU, 77-73 at Newark, NJ#
- # - Legebds Classic
- At Neutral Sites: TTU leads, 1-0

## TROY

(MSU leads, 7-0)

- 1960: MSU, 66-50 at Starkville
  - 1977: MSU, 87-69 at Starkville
  - 1981: MSU, 68-52 at Starkville
  - 1984: MSU, 77-49 at Starkville
  - 1994: MSU, 118-83 at Starkville
  - 1996: MSU, 123-73 at Starkville
  - 2006: MSU, 88-77 (ot) at Starkville
- At Starkville: MSU leads, 7-0

## TULANE

(MSU leads, 54-37)

- 1909: TU, 19-16 at New Orleans
- 1914: MSU, 40-14 at Starkville

MSU, 35-14

1916: TU, 25-12

TU, 20-16

1920: MSU, 30-14

1922: MSU, 49-36

MSU, 41-21

1923: TU, 45-34

MSU, 30-27

1924: MSU, 38-30

1925: MSU, 29-27

TU, 35-15

1926: MSU, 32-24

TU, 31-27

1927: MSU, 32-18

MSU, 23-16

1928: MSU, 52-14

MSU, 36-18

1929: TU, 30-25

TU, 27-18

1930: MSU, 22-20

TU, 22-19

1932: MSU, 21-18

MSU, 36-26

1933: TU, 31-29

MSU, 40-29

1934: TU, 33-24

MSU, 24-17

1935: MSU, 53-31

MSU, 41-40

1936: MSU, 45-31

MSU, 45-32

1937: MSU, 33-23

TU, 41-29

1938: MSU, 41-36

TU, 36-34

1940: MSU, 54-38

1941: MSU, 42-35

1942: MSU, 28-25

MSU, 32-31

1943: MSU, 37-29

TU, 58-43

1945: TU, 42-35

1946: TU, 66-50

TU, 58-52

1947: TU, 44-32

TU, 57-52

1948: TU, 70-47

1949: TU, 69-47

TU, 64-50

1950: MSU, 55-53

TU, 73-53

MSU, 56-47

1951: TU, 74-52

TU, 71-64

1952: MSU, 68-60

TU, 71-58

1953: MSU, 67-61

TU, 69-52

1954: TU, 79-56

TU, 59-53

1955: TU, 69-60

TU, 78-59

1956: TU, 110-72

TU, 83-78

1957: MSU, 85-72

TU, 81-79

1958: MSU, 71-63

MSU, 74-62

1959: MSU, 55-46

MSU, 65-51

1960: TU, 51-47 (ot)

MSU, 70-66

1961: MSU, 73-59

MSU, 62-57

1962: MSU, 70-59

MSU, 83-62

1963: MSU, 91-73

MSU, 78-67

1964: MSU, 81-77

MSU, 78-71

at Starkville

1965: TU, 73-70

at New Orleans

1966: MSU, 91-72

at New Orleans

1966: TU, 81-71

at New Orleans

MSU, 65-63

1983: MSU, 51-47

at Starkville

1983: MSU, 51-47

at New Orleans#

1994: MSU, 82-78

at Biloxi, MS

2001: MSU, 83-66

at Starkville

2002: MSU, 77-66

at New Orleans

2004: MSU, 72-50

at New Orleans#

! - Southern Conference Tournament

\* - SEC Tournament

# - Sugar Bowl Classic

At Starkville: MSU leads, 26-10

At New Orleans: TU leads, 26-24

At Neutral Sites: MSU leads, 4-1

## TULSA

(TU leads, 1-0)

- 2001: TU, 77-75 at Starkville\$
- \$ - TiVo National Invitation Tourney
- At Starkville: TU leads, 1-0

## UCLA

(Tied, 1-1)

- 1995: UCLA, 86-67 at Oakland, CA\$
  - 2010: MSU, 72-54 at Anaheim, CA!
- ! - John R. Wooden Classic
- \$ - NCAA West Regional
- At Neutral Sites: Tied, 1-1

## UNION

(MSU leads, 12-0)

- 1911: MSU, 66-18 at Starkville
  - MSU, 32-12 at Starkville
  - 1912: MSU, 66-18 at Starkville
  - MSU, 36-11 at Starkville
  - 1913: MSU, 35-16 at Starkville
  - MSU, 41-15 at Starkville
  - 1922: MSU, 30-16 at Jackson, TN
  - 1957: MSU, 87-64 at Starkville
  - 1958: MSU, 80-56 at Jackson, TN
  - 1959: MSU, 121-78 at Starkville
  - 1960: MSU, 88-68 at Starkville
  - 1961: MSU, 115-59 at Starkville
- At Starkville: MSU leads, 10-0
- At Jackson: MSU leads, 2-0

## UTAH

(MSU leads, 1-0)

- 1995: MSU, 78-64 at Boise, ID\$
- \$ - NCAA West Regional
- At Neutral Sites: MSU leads, 1-0

## VALPARAISO

(VU leads, 1-0)

- 2000: VU, 68-59 at St. Charles, MO#
- # - USBWA Hoop & Quill Classic
- At Neutral Sites: VU leads, 1-0

## VERMONT

(MSU leads, 1-0)

- 1978: MSU, 79-50 at Albuquerque, NM#
- # - Lobo Invitational
- At Neutral Sites: MSU leads, 1-0

## VILLANOVA

(VU leads, 1-0)

- 1994: VU, 90-82 at Tempe, AZ#
- # - ASU-Tribune Classic
- At Neutral Sites: VU leads, 1-0

## VIRGINIA

(MSU leads, 2-1)

- 1928: MSU, 44-28 at Atlanta, GA!
  - 1964: UVA, 81-68 at Owensboro, KY#
  - 1989: MSU, 86-84 at New Orleans@
- ! - Southern Conference Tournament
- # - All-American Tournament
- @ - USF&G Sugar Bowl Classic
- At Neutral Sites: MSU leads, 2-1





# MSU NON-SEC SERIES RECORDS

## VIRGINIA COMMONWEALTH (MSU leads, 1-0)

1996: MSU, 58-51 at Indianapolis, IN\$  
\$ - NCAA Southeast Regional  
At Neutral Sites: MSU leads, 1-0

## VIRGINIA TECH (VT leads, 6-2)

1960: VT, 82-61 at New Orleans, LA#  
1963: VT, 82-65 at Blacksburg  
1964: VT, 93-77 at Starkville  
1965: VT, 104-75 at Blacksburg@  
1966: VT, 79-59 at Blacksburg  
1981: MSU, 68-61 at Starkville  
1982: VT, 75-53 at Blacksburg  
2005: MSU, 71-65 at New Orleans, LA&  
# - Sugar Bowl Tournament  
@ - Virginia Tech Invitational  
& - Nokia Sugar Bowl Classic  
At Starkville: Tied, 1-1  
At Blacksburg: VT leads, 4-0  
At Neutral Sites: Tied, 1-1

## WAKE FOREST (WFU leads, 3-1)

1956: WFU, 95-68 at Charlotte, NC#  
1977: MSU, 88-83 at Norfolk, VA@  
1985: WFU, 67-65 at El Paso, TX&  
1997: WFU, 74-43 at Chicago, IL^  
# - Carrousel Classic  
@ - Old Dominion Classic  
& - Sun Bowl Classic  
^ - DIRECTV Great Eight  
At Neutral Sites: WFU leads, 3-1

## WASHINGTON (UW leads, 2-0)

1968: UW, 82-80 at Jacksonville, FL#  
2009: UW, 71058 at Portland, OR@  
# - Gator Bowl Tournament  
@ - NCAA Tournament  
At Neutral Sites: UW leads, 2-0

## WASHINGTON STATE (WSU leads, 1-0)

2009: WSU, 63-52 at Newark, NJ#  
# - Legebds Classic  
At Neutral Sites: WSU leads, 1-0

## WASHINGTON (ST. LOUIS) (WU leads, 1-0)

1955: WU, 66-44 at St. Louis  
At St. Louis: WU leads, 1-0

## WASHINGTON & LEE (MSU leads, 1-0)

1928: MSU, 44-24 at Atlanta, GA!  
! - Southern Conference Tournament  
At Neutral Sites: MSU leads, 1-0

## WEST VIRGINIA (WVU leads, 1-0)

2007: WVU, 63-62 at New York, NY\$  
\$ - MasterCard NIT  
At Neutral Sites: WVU leads, 1-0

## WESTERN KENTUCKY (Tied, 3-3)

1941: WKU, 63-47 at Bowling Green  
1960: WKU, 61-50 at New Orleans#  
2000: MSU, 81-69 at Starkville  
2004: MSU, 81-75 at Bowling Green  
2009: MSU, 95-67 at Starkville  
2010: WKU, 55-52 at Bowling Green  
# - Sugar Bowl Tournament  
At Starkville: MSU leads, 2-0  
At Bowling Green: WKU leads, 2-1  
At Neutral Sites: WKU leads, 1-0

## WESTERN NEW MEXICO (MSU leads, 1-0)

1988: MSU, 86-56 at Starkville  
At Starkville: MSU leads, 1-0

## WICHITA STATE (WSU leads, 3-0)

1968: WSU, 97-67 at Wichita  
1986: WSU, 64-57 at Wichita  
1987: WSU, 61-48 at Starkville  
At Starkville: WSU leads, 1-0  
At Wichita: WSU leads, 2-0

## WINTHROP (WU leads, 1-0)

2007: WU, 74-63 at Starkville  
At Starkville: WU leads, 1-0

## WRIGHT STATE (MSU leads, 1-0)

2010: MSU, 80-69 at Starkville  
At Starkville: MSU leads, 1-0


## WYOMING (MSU leads, 1-0)

1995: MSU, 61-57 at Casper, WY#  
# - MiniMart/Gatorade Wy. Cowboy Shootout  
At Neutral Sites: MSU leads, 1-0

## XAVIER (OHIO) (MSU leads, 4-1)

1963: MSU, 75-66 at New Orleans, LA#  
2003: MSU, 71-61 at New York, NY  
2004: MSU, 82-70 at Starkville  
XU, 89-74 at Orlando, FL\$  
2005: MSU, 80-74 at Cincinnati  
# - Sugar Bowl Tournament  
\$ - NCAA Atlanta Regional  
At Starkville: MSU leads, 1-0  
At Cincinnati: MSU leads, 1-0

2010-11 BULLDOG BASKETBALL



Since 1975 when the doors of Humphrey Coliseum opened, MSU has won 354 home games.



# MSU ALL-TIME RESULTS



**T.H. WERNER**  
5-5 (1 Season)

Under the guidance of the school's first-ever basketball mentor, T.H. Werner, the 1908-09 Mississippi A&M round-ball contingent reeled off five consecutive victories to tip off the 95-year history of collegiate hoops at MSU.

## 1908-09 5-5

**Coach: T.H. Werner**

J. 1 COLUMBUS ATHLETIC CLUB	35-6	W
J. 22 BROWNSVILLE ATHLETIC CLUB	75-0	W
J. 24 at Columbus Athletic Club	61-1	W
J. 29 COLLEGE OF MEMPHIS	27-14	W
J. 30 COLLEGE OF MEMPHIS	25-8	W
F. 5 at Mississippi College	22-26	L
F. 6 at LSU	12-18	L
F. 8 at LSU	10-14	L
F. 9 at Tulane	16-19	L
F. 10 at New Orleans YMCA	20-22	L

## 1909-10 No Team



**W.D. CHADWICK**  
2-4 (1 Season)

Though serving as Mississippi A&M's basketball coach for only one season, W.D. Chadwick did produce five straight winning football seasons (1909-13), in addition to serving as the school's head baseball coach for nine years (1910-18).

## 1910-11 2-4

**Coach: W.D. Chadwick**

J. 27 MISSISSIPPI COLLEGE	15-23	L
J. 28 MISSISSIPPI COLLEGE	10-25	L
F. 7 LSU	17-33	L
F. 8 LSU	12-42	L
F. 16 UNION	66-18	W
F. 17 UNION	32-12	W



**E.C. HAYES**  
124-54 (12 Seasons)

Tops on Mississippi State's all-time overall winning percentage list (.697) for basketball success, E.C. Hayes helped lead the A&M roundballers to four Southern Conference titles and a 1923 SIAA Tournament crown during a 12-year coaching stint.

## 1911-12 9-0

**Coach: E.C. Hayes**

**SOUTHERN CHAMPIONS**

J. 25 MISSISSIPPI COLLEGE	45-17	W
J. 26 MISSISSIPPI COLLEGE	30-20	W
F. 1 UNION	66-18	W
F. 2 UNION	36-11	W
F. 6 LSU	22-16	W
F. 7 LSU	21-11	W
F. 12 at Millsaps College	22-6	W
F. 14 at Mississippi College	25-17	W
F. 15 at Mississippi College	21-13	W

## 1912-13 11-1

**Coach: E.C. Hayes**

**SOUTHERN CHAMPIONS**

J. 24 MILLSAPS COLLEGE	35-15	W
J. 25 MILLSAPS COLLEGE	21-24	L
J. 31 UNION	35-16	W
F. 1 UNION	41-15	W
F. 4 MISSISSIPPI COLLEGE	45-5	W
F. 5 MISSISSIPPI COLLEGE	43-15	W
F. 6 ALABAMA	26-21	W
F. 7 ALABAMA	21-16	W
F. 13 MERCER	28-10	W
F. 14 MERCER	29-22	W
F. 20 MARYVILLE COLLEGE	49-13	W
F. 21 MARYVILLE COLLEGE	35-18	W

## 1913-14 13-2

**Coach: E.C. Hayes**

**SOUTHERN CHAMPIONS**

J. 14 MILLSAPS COLLEGE	63-8	W
J. 15 MILLSAPS COLLEGE	46-9	W
J. 30 MISSISSIPPI COLLEGE	42-9	W
J. 31 MISSISSIPPI COLLEGE	50-11	W
F. 7 at Millsaps College	66-23	W
F. 9 at Mississippi College	43-9	W
F. 10 at Mississippi College	22-12	W
F. 13 ALABAMA	31-42	L
F. 14 ALABAMA	26-42	L
F. 20 TULANE	40-14	W
F. 21 TULANE	35-14	W
F. 25 OLE MISS	68-15	W
F. 26 OLE MISS	84-18	W
F. 27 at Ole Miss	12-10	W
F. 28 at Ole Miss	20-8	W

## 1914-15 8-6

**Coach: E.C. Hayes**

J. 14 MISSISSIPPI COLLEGE	50-0	W
J. 15 MISSISSIPPI COLLEGE	53-3	W
J. 22 AUBURN	44-16	W
J. 23 AUBURN	32-11	W
F. 5 ALABAMA	35-28	W
F. 6 ALABAMA	33-21	W
F. 10 at St. Paul's College	19-29	L
F. 11 at St. Paul's College	32-22	W
F. 12 at LSU	12-24	L
F. 13 at LSU	15-14	W
F. 19 at Alabama	25-28	L
F. 20 at Alabama	21-31	L
F. 22 at Auburn	18-19	L
F. 23 at Auburn	17-21	L

## 1915-16 11-5

**Coach: E.C. Hayes**

**SOUTHERN CHAMPIONS**

J. 19 at Laurel YMCA	38-25	W
J. 20 at Tulane	12-25	L
J. 21 at Tulane	16-20	L
J. 22 LSU	21-31	L
J. 26 at Memphis YMCA	32-28	W
J. 27 at Ole Miss	28-9	W
J. 28 at Ole Miss	33-20	W
F. 1 CUMBERLAND	39-13	W
F. 2 CUMBERLAND	42-8	W
F. 4 at Alabama	12-26	L
F. 5 at Alabama	22-32	L
F. 7 LSU	23-17	W
F. 11 MILLSAPS COLLEGE	60-21	W
F. 12 MILLSAPS COLLEGE	41-15	W
F. 18 ALABAMA	28-21	W
F. 19 ALABAMA	37-23	W

## 1916-17 6-4

**Coach: E.C. Hayes**

J. 26 at LSU	28-36	L
J. 27 at LSU	17-38	L
J. 29 at Mississippi College	28-17	W
J. 30 at Mississippi College	31-36	L
F. 5 MISSISSIPPI COLLEGE	18-8	W
F. 6 MISSISSIPPI COLLEGE	23-19	W
F. 16 OLE MISS	35-20	W
F. 17 OLE MISS	42-24	W
F. 23 at Ole Miss	42-25	W
F. 24 at Ole Miss	15-29	L

## 1917-18 No Team (World War I)

## 1918-19 4-3

**Coach: E.C. Hayes**

J. 17 at Memphis YMCA	19-23	L
J. 18 at Jonesboro YMCA	25-46	L
J. 19 at Park Aviation Field	18-28	L
F. 7 at Ole Miss	32-23	W
F. 8 at Ole Miss	52-14	W
F. 28 at Mississippi College	39-23	W
M. 1 at Mississippi College	39-31	W

## 1919-20 12-5

**Coach: E.C. Hayes**

J. 5 CHICAGO COLLEGE	20-22	L
J. 21 at Meridian College	48-31	W
J. 22 at Mobile YMCA	28-43	L
J. 23 at Tulane	30-14	W
J. 24 at LSU	12-27	L
F. 6 at Ole Miss	10-23	L
F. 7 at Ole Miss	21-15	W
F. 11 HOWARD COLLEGE	56-10	W
F. 12 HOWARD COLLEGE	27-13	W
F. 19 ALABAMA	23-10	W
F. 20 at Birmingham Athletic Club	37-23	W
F. 21 at Howard College	23-26	L
F. 23 Furman	69-26	W
F. 24 MISSISSIPPI COLLEGE	40-16	W
F. 25 MISSISSIPPI COLLEGE	25-23	W
F. 27 OLE MISS	49-13	W
F. 28 OLE MISS	30-12	W

## 1920-21 10-6

**Coach: E.C. Hayes**

J. 21 OLE MISS	33-12	W
J. 22 OLE MISS	34-20	W
J. 28 MISSISSIPPI COLLEGE	46-16	W
J. 29 MISSISSIPPI COLLEGE	33-21	W
F. 2 at Ole Miss	13-17	L
F. 3 at Ole Miss	13-23	L
F. 4 at Memphis YMCA	18-24	L
F. 5 at Pine Bluff YMCA	15-18	L
F. 9 ALABAMA	25-18	W
F. 10 ALABAMA	26-15	W
F. 17 at Alabama	23-16	W
F. 18 at Alabama	35-13	W
F. 19 at Birmingham Athletic Club	26-36	L
F. 25 Furman@	41-7	W
F. 26 Millsaps College@	25-11	W
F. 28 Kentucky@	14-28	L

@ SIAA Tournament - Atlanta, GA

## 1921-22 12-10


**Coach: E.C. Hayes**

D. 28 at Pine Bluff YMCA	22-32	L
D. 29 at Pine Bluff YMCA	25-26	L
D. 30 at Memphis YMCA	11-26	L
D. 31 at Birmingham Athletic Club	15-35	L
J. 6 BAYLOR	42-26	W
J. 7 BAYLOR	45-15	W
J. 13 at Mississippi College	26-6	W
J. 14 at Mississippi College	25-11	W
J. 20 MISSISSIPPI COLLEGE	21-11	W
J. 21 MISSISSIPPI COLLEGE	46-8	W
J. 24 at Union	30-16	W
J. 25 at Vanderbilt	18-22	L
J. 26 at Kentucky	21-28	L
J. 27 at Alabama	10-43	L
J. 28 at Alabama	11-30	L
F. 3 at Ole Miss	30-27	W
F. 4 at Ole Miss	27-24	W
F. 8 TULANE	49-36	W
F. 9 TULANE	41-21	W
F. 17 OLE MISS	25-27	L
F. 18 OLE MISS	48-17	W
F. 25 Georgia Tech@	30-34	L

@ SIAA Tournament - Atlanta, GA

2010-11 BULLDOG BASKETBALL

# MSU ALL-TIME RESULTS



Above are a few members of the 1908-09 Mississippi A&M squad, the first in school history. T.H. Werner's team went 5-5.



**K.P. GATCHELL**  
14-9 (1 Season)

Having twice earned Southern Conference All-Tournament honors as a four-year A&M basketball letterman, K.P. Gatchell directed the 1924-25 hoops contingent to a 14-9 record in his lone season as the school's head coach.

## 1924-25 14-9

**Coach: K.P. Gatchell**

D. 18	BAYLOR	30-15	W
D. 19	at Meridian All-Stars	65-8	W
D. 20	at St. Stanislaus	22-11	W
D. 22	at Hattiesburg YMCA	22-19	W
D. 23	at Laurel YMCA	30-25	W
J. 3	at Albany YMCA	23-40	L
J. 4	at Atlanta Athletic Club	25-29	L
J. 5	at Macon YMCA	26-24	W
J. 6	at Fort Benning	41-38	W
J. 7	at Birmingham Athletic Club	34-23	W
J. 12	MISSISSIPPI COLLEGE	33-32	W
J. 13	MISSISSIPPI COLLEGE	33-35	L
J. 15	TULANE	29-27	W
J. 20	at Memphis YMCA	33-41	L
J. 24	MEMPHIS YMCA	28-24	W
J. 31	at Alabama	28-36	L
F. 2	at Tulane	15-35	L
F. 3	at LSU	17-24	L
F. 6	VANDERBILT	29-20	W
F. 9	OLE MISS	34-30	W
F. 14	ALABAMA	26-33	L
F. 20	at Ole Miss	38-28	W
M. 2	Kentucky#	26-31	L

# Southern Conference Tournament - Atlanta, GA

## 1922-23 15-4

**Coach: E.C. Hayes**

**SIAA TOURNAMENT CHAMPIONS**

J. 16	at LSU	36-25	W
J. 17	at LSU	35-20	W
J. 18	at Tulane	34-45	L
J. 19	at Tulane	30-27	W
J. 22	MILLSAPS COLLEGE	32-13	W
J. 23	MILLSAPS COLLEGE	20-27	L
J. 27	VANDERBILT	27-34	L
F. 5	OLE MISS	29-14	W
F. 6	OLE MISS	23-18	W
F. 8	MISSISSIPPI COLLEGE	30-18	W
F. 12	at Ole Miss	28-26	W
F. 13	at Ole Miss	27-30	L
F. 14	at Memphis YMCA	32-22	W
F. 19	GEORGIA TECH	45-31	W
F. 24	ALABAMA	47-31	W
F. 28	Furman@	47-23	W
M. 1	Ole Miss@	33-26	W
M. 2	Georgia Tech@	25-19	W
M. 3	Chattanooga@	33-21	W

@ SIAA Tournament - Atlanta, GA

## 1923-24 13-8

**Coach: E.C. Hayes**

J. 4	at Memphis YMCA	20-21	L
J. 5	at Birmingham Athletic Club	39-28	W
J. 7	at Alabama	29-23	W
J. 11	at Vanderbilt	23-24	L
J. 12	at Nashville Ramblers	28-32	L
J. 14	at Kentucky	17-16	W
J. 15	at Tennessee	17-20	L
J. 21	MILLSAPS COLLEGE	37-21	W
J. 30	TENNESSEE	48-26	W
F. 2	at Georgia Tech	40-32	W
F. 4	at Mercer	22-24	L
F. 5	at Atlanta Athletic Club	42-33	W
F. 13	LSU	34-29	W
F. 14	LSU	54-34	W
F. 16	GEORGIA TECH	51-28	W
F. 19	ALABAMA	28-45	L
F. 21	at Ole Miss	27-29	L
F. 23	OLE MISS	47-42	W
F. 29	Tennessee#	33-18	W
M. 1	Tulane#	38-30	W
M. 3	North Carolina#	23-33	L

# Southern Conference Tournament - Atlanta, GA



**BERNIE BIERMAN**  
31-15 (1 Season)

After pacing Mississippi A&M to records of 14-8 and 17-7 during his brief two-year coaching stay, Bernie Bierman later returned to his alma mater to direct the University of Minnesota football team to five national championships.

## 1925-26 14-8

**Coach: Bernie Bierman**

D. 22	at Memphis YMCA	31-32	L
D. 23	at Chevrolet All-Stars	17-26	L
J. 5	at Birmingham YMHA	44-13	W
J. 9	BIRMINGHAM-SOUTHERN	29-7	W
J. 14	at Mississippi College	36-37	L
J. 15	at Millsaps College	36-14	W
J. 16	at Tulane	32-24	W
J. 20	VANDERBILT	36-27	W
J. 23	at Ole Miss	20-33	L
J. 30	MERCER	35-30	W
F. 4	at Birmingham Athletic Club	31-32	L
F. 5	at Vanderbilt	20-21	L
F. 6	at Georgia Tech	31-20	W
F. 13	TULANE	27-31	L
F. 15	MISSISSIPPI COLLEGE	34-32	W
F. 16	MISSISSIPPI COLLEGE	29-22	W
F. 22	ALABAMA	34-21	W
F. 24	at Alabama	28-27	W
F. 26	Maryland#	22-19	W
F. 27	North Carolina State#	32-29	W
M. 1	Kentucky#	31-26	W
M. 2	North Carolina#	23-38	L

# Southern Conference Tournament - Atlanta, GA

## 1926-27 17-7

**Coach: Bernie Bierman**

D. 18	at State Teachers College	38-21	W
D. 20	at St. Stanislaus	31-15	W
D. 21	at Loyola (New Orleans)	38-15	W
D. 22	at Mobile YMCA	26-17	W
D. 23	at Meridian All-Stars	52-17	W
J. 5	SEWANEE	53-10	W
J. 10	at Auburn	34-31	W
J. 11	at Auburn	24-27	L
J. 12	at Birmingham Athletic Club	22-21	W
J. 14	MILLSAPS COLLEGE	28-23	W
J. 15	MILLSAPS COLLEGE	38-24	W
J. 20	at Mississippi College	27-21	W
J. 21	at Tulane	32-18	W
J. 22	at Tulane	23-16	W
J. 29	VANDERBILT	34-36	L
F. 4	OLE MISS	36-22	W
F. 5	OLE MISS	30-24	W
F. 7	at Ole Miss	28-31	L
F. 8	at Ole Miss	19-26	L
F. 12	BIRMINGHAM ATHLETIC CLUB	38-33	W
F. 14	MISSISSIPPI COLLEGE	28-44	L
F. 15	ALABAMA	40-24	W
F. 18	at Alabama	11-22	L
F. 25	Georgia Tech#	24-40	L

# Southern Conference Tournament - Atlanta, GA



**RAY G. DAUBER**  
37-53 (5 Seasons)

During Ray G. Dauber's five-year association as the school's head basketball coach, Mississippi A&M became Mississippi State College in February 1932, and would later that year become one of the 13 charter members of the Southeastern Conference.

## 1927-28 13-7

**Coach: Ray G. Dauber**

D. 16	BIRMINGHAM BOYS CLUB	19-20	L
D. 17	BIRMINGHAM BOYS CLUB	27-32	L
D. 31	at Memphis YMCA	30-20	W
J. 6	TULANE	52-14	W
J. 7	TULANE	36-18	W
J. 13	at Mississippi College	26-34	L
J. 14	at Mississippi College	21-38	L
J. 20	at Vanderbilt	44-38	W
J. 21	at The Rail Lites	25-45	L
J. 27	LSU	46-26	W
J. 28	LSU	29-23	W
F. 6	at Ole Miss	38-30	W
F. 7	at Ole Miss	29-27	W
F. 12	at Alabama	28-29	L
F. 18	ALABAMA	26-21	W
F. 20	OLE MISS	45-34	W
F. 21	OLE MISS	40-36	W
F. 24	Washington & Lee#	44-24	W
F. 25	Virginia#	44-28	W
F. 27	Auburn#	34-42	L

# Southern Conference Tournament - Atlanta, GA

**MILESTONE WINS IN MSU HOOPS HISTORY**

<i>Win</i>	<i>Opponent (Date)</i>	<i>Score</i>
1	COLUMBUS ATH. CLUB (1-1-09)	35-6
100	at Ole Miss (2-4-22)	27-24
200	at State Teachers College (1-12-30)	31-16
300	SPRING HILL (1-8-42)	47-31
400	at Howard College (12-17-54)	82-79
500	at Delta State (1-28-61)	99-77
600	MEMPHIS STATE (12-11-67)	71-66
700	KENTUCKY WESLEYAN (11-27-76)	89-49
800	NORTH ALABAMA (12-17-83)	70-64
900	DRAKE (12-10-91)	79-50
1000	at LSU (1-29-97)	68-60
1100	JACKSON STATE (12-4-02)	71-56
1200	MISS. VALLEY STATE (3-13-07)	82-63



# MSU ALL-TIME RESULTS



## 1928-29 8-15

**Coach: Ray G. Dauber**

D. 20 at Nashville Ramblers	14-26	L
D. 21 at The Rail Lites	20-44	L
D. 22 at Birmingham YMCA	18-32	L
J. 4 at Memphis YMCA	28-19	W
J. 5 at Memphis YMCA	26-27	L
J. 11 MISSISSIPPI COLLEGE	28-31	L
J. 12 MISSISSIPPI COLLEGE	21-24	L
J. 19 at Tulane	25-30	L
J. 20 at Tulane	18-27	L
J. 22 Mississippi College (@ Jackson)	26-14	W
J. 23 at Mississippi College	25-23	W
J. 26 VANDERBILT	47-32	W
F. 2 KENTUCKY	23-25	L
F. 3 Kentucky (@ Jackson)	14-32	L
F. 4 at LSU	26-16	W
F. 5 at LSU	29-39	L
F. 8 OLE MISS	32-30	W
F. 9 OLE MISS	28-26	W
F. 15 at Ole Miss	21-37	L
F. 16 at Ole Miss	27-41	L
F. 23 at Alabama	28-30	L
F. 25 ALABAMA	22-21	W
M. 1 North Carolina#	18-43	L

# Southern Conference Tournament - Atlanta, GA

F. 27 Vanderbilt*	48-36	W
F. 28 Kentucky*	27-46	L

\* SEC Tournament - Atlanta, GA



**EDWIN HALE**  
20-17 (2 Seasons)

Along with directing the Mississippi State roundball squad for two seasons, Edwin "Goat" Hale was an assistant football coach for the 1936 State gridiron unit that played Duquesne in the Orange Bowl.

J. 14 +LSU	30-32	L
J. 29 +ALABAMA	33-20	W
F. 7 +OLE MISS	42-48	L
F. 8 +OLE MISS	39-38	W
F. 10 +at LSU	37-43	L
F. 11 +at LSU	40-45	L
F. 13 +TULANE	45-31	W
F. 14 +TULANE	45-32	W
F. 20 +at Ole Miss	51-43	W
F. 21 +at Ole Miss	41-32	W
F. 24 +at Alabama	19-54	L
F. 29 Kentucky*	39-41	L

\* SEC Tournament - Knoxville, TN

## 1929-30 5-8

**Coach: Ray G. Dauber**

J. 10 at Meridian All-Stars	43-17	W
J. 11 at State Teachers College	50-29	W
J. 12 at State Teachers College	31-16	W
J. 17 Tulane (@ Jackson)	22-20	W
J. 18 Tulane (@ Jackson)	19-22	L
J. 24 at Kentucky	17-38	L
J. 25 at Kentucky	14-20	L
F. 1 LSU (@ Meridian)	24-30	L
F. 7 Ole Miss (@ Greenwood)	26-30	L
F. 8 Ole Miss (@ Greenwood)	19-23	L
F. 11 at Ole Miss	31-38	L
F. 12 at Ole Miss	28-27	W
F. 21 at Alabama	22-26	L

## 1933-34 8-11: 4-8 SEC

**Coach: Edwin "Goat" Hale**

J. 9 +LSU	47-46	W
J. 10 +LSU	23-48	L
J. 12 at Mississippi College	25-47	L
J. 13 at Mississippi College	29-27	W
J. 16 at Southwestern	67-26	W
J. 17 at Southwestern	64-25	W
J. 29 +ALABAMA	24-37	L
F. 2 +OLE MISS	41-25	W
F. 3 +OLE MISS	22-29	L
F. 5 +at Tulane	24-33	L
F. 6 +at Tulane	24-17	W
F. 8 +at LSU	39-54	L
F. 9 +at LSU	30-61	L
F. 13 MISSISSIPPI COLLEGE	34-38	L
F. 14 MISSISSIPPI COLLEGE	34-28	W
F. 16 +at Alabama	28-29	L
F. 19 +at Ole Miss	29-24	W
F. 20 +at Ole Miss	35-36	L
F. 24 Alabama*	25-37	L

\* SEC Tournament - Atlanta, GA

## 1936-37 15-9: 6-7 SEC

**Coach: Frank Carideo**

D. 12 MISSISSIPPI COLLEGE	36-25	W
D. 14 MILLSAPS COLLEGE	32-16	W
J. 8 +at Florida	27-25	W
J. 9 +at Florida	33-16	W
J. 11 at Duke	33-29	W
J. 12 at St. Joseph's (Pa.)	28-36	L
J. 13 at Catholic University	41-28	W
J. 16 +LSU	53-36	W
F. 4 LOYOLA (NEW ORLEANS)	59-44	W
F. 5 LOYOLA (NEW ORLEANS)	37-25	W
F. 6 MILLSAPS COLLEGE	49-27	W
F. 9 +OLE MISS	36-40	L
F. 10 +OLE MISS	43-34	W
F. 12 +at Tulane	33-23	W
F. 13 +at Tulane	29-41	L
F. 15 +at LSU	41-42	L
F. 16 +at LSU	39-38	W
F. 17 at Mississippi College	46-42	W
F. 18 MEXICO CITY YMCA	41-16	W
F. 19 +ALABAMA	20-32	L
F. 20 +at Alabama	25-38	L
F. 22 +at Ole Miss	34-36	L
F. 23 +at Ole Miss	42-50	L
F. 26 Georgia Tech*	30-43	L

\* SEC Tournament - Knoxville, TN

## 1930-31 No Team

## 1931-32 5-10

**Coach: Ray G. Dauber**

J. 15 at Tulane	21-18	W
J. 16 at Tulane	36-26	W
J. 18 at LSU	29-28	W
J. 19 at LSU	15-40	L
J. 25 LSU	26-30	L
J. 26 LSU	29-33	L
F. 5 at Ole Miss	19-37	L
F. 6 at Ole Miss	25-31	L
F. 12 SEWANEE	25-22	W
F. 13 MISSISSIPPI COLLEGE	27-20	W
F. 17 ALABAMA	25-26	L
F. 19 OLE MISS	25-35	L
F. 20 OLE MISS	26-38	L
F. 22 at Alabama	23-30	L
F. 26 Georgia#	26-48	L

# Southern Conference Tournament - Atlanta, GA

## 1934-35 12-6: 5-5 SEC

**Coach: Edwin "Goat" Hale**

J. 12 AMORY INDEPENDENTS	58-21	W
J. 14 SOUTHWESTERN	57-17	W
J. 15 SOUTHWESTERN	64-29	W
F. 1 MISSISSIPPI COLLEGE	43-37	W
F. 2 MISSISSIPPI COLLEGE	26-34	L
F. 5 DELTA STATE TEACHERS	48-29	W
F. 8 +OLE MISS	55-37	W
F. 9 +OLE MISS	61-31	W
F. 10 at Mississippi College	44-42	W
F. 11 at Mississippi College	33-24	W
F. 13 +at LSU	31-67	L
F. 14 +at LSU	39-46	L
F. 15 +at Tulane	53-31	W
F. 16 +at Tulane	41-40	W
F. 22 +at Alabama	22-30	L
F. 23 +ALABAMA	45-41	W
F. 25 +at Ole Miss	33-35	L
F. 26 +at Ole Miss	38-40	L

## 1937-38 9-12: 7-9 SEC

**Coach: Frank Carideo**

D. 14 DELTA STATE TEACHERS	51-35	W
D. 30 at St. Joseph's (Pa.)	23-39	L
J. 1 at St. Thomas (Pa.)	34-35	L
J. 4 at Duke	25-23	W
J. 5 +at Tennessee	35-31	W
J. 8 +TENNESSEE	34-31	W
J. 11 +Ole Miss (@ Meridian)	37-49	L
J. 12 +Ole Miss (@ Jackson)	58-45	W
J. 31 +at LSU	33-38	L
F. 1 +at LSU	22-31	L
F. 4 +OLE MISS	43-41	W
F. 5 +OLE MISS	44-45	L
F. 11 +TULANE	41-36	W
F. 12 +TULANE	34-36	L
F. 14 +LSU	44-66	L
F. 15 +LSU	63-46	W
F. 18 +at Ole Miss	38-70	L
F. 19 +at Ole Miss	45-59	L
F. 22 +at Alabama	35-37	L
F. 26 +ALABAMA	44-37	W
M. 3 Tennessee*	34-41	L

\* SEC Tournament - Baton Rouge, LA

## 1932-33 6-13: 3-9 SEC

**Coach: Ray G. Dauber**

J. 6 MISSISSIPPI COLLEGE	26-46	L
J. 7 MISSISSIPPI COLLEGE	43-24	W
J. 11 +LSU	28-32	L
J. 12 +LSU	26-49	L
J. 17 +at LSU	40-45	L
J. 18 +at LSU	33-37	L
J. 20 +at Tulane	29-31	L
J. 21 +at Tulane	40-29	W
F. 3 at Mississippi College	40-41	L
F. 4 at Mississippi College	31-40	L
F. 6 +ALABAMA	36-38	L
F. 10 +OLE MISS	40-36	W
F. 11 +OLE MISS	32-25	W
F. 17 +at Ole Miss	49-50	L
F. 18 +at Ole Miss	27-41	L
F. 20 +at Alabama	16-41	L
F. 25 Alabama*	30-25	W



**FRANK CARIDEO**  
49-39 (4 Seasons)

A graduate of Notre Dame, Frank Carideo guided Mississippi State's basketball teams for four seasons, while also serving as an assistant football coach on the staffs of Ralph Sasse and Spike Nelson.

## 1938-39 8-12: 5-10 SEC

**Coach: Frank Carideo**

D. 13 HOWARD COLLEGE	31-29	W
D. 14 HOWARD COLLEGE	40-43	L
J. 6 +Ole Miss (@ Meridian)	39-40	L
J. 7 +Ole Miss (@ Jackson)	37-33	W
J. 11 SOUTHWESTERN	30-28	W
J. 12 SOUTHWESTERN	38-28	W
J. 14 +TENNESSEE	24-23	W
J. 30 +LSU	32-48	L
J. 31 +LSU	31-29	W
F. 3 +at LSU	45-47	L
F. 4 +at LSU	33-54	L
F. 9 +at Ole Miss	43-44	L
F. 10 +at Ole Miss	30-33	L
F. 13 +at Kentucky	28-39	L
F. 14 +at Tennessee	30-42	L

## 1935-36 11-6: 9-5 SEC

**Coach: Frank Carideo**

D. 18 OGLETHORPE	57-23	W
D. 19 OGLETHORPE	47-26	W
J. 10 +FLORIDA	53-31	W
J. 11 +FLORIDA	36-22	W
J. 13 +LSU	49-38	W

2010-11 BULLDOG BASKETBALL

# MSU ALL-TIME RESULTS

F. 20 +ALABAMA	26-38	L
F. 23 +OLE MISS	39-36	W
F. 24 +OLE MISS	51-27	W
F. 27 +at Alabama	36-49	L
M. 1 Vanderbilt*	40-73	L

\*SEC Tournament - Knoxville, TN



**STANFIELD HITT**  
68-69 (7 Seasons)

Under the direction of Stanfield "Dick" Hitt, Mississippi State began the decade of the 1940s with four consecutive winning basketball seasons prior to the start of World War II.

## 1939-40 9-6; 4-5 SEC

**Coach: Stanfield "Dick" Hitt**

J. 5 HOWARD COLLEGE	45-36	W
J. 6 HOWARD COLLEGE	38-32	W
J. 13 +LSU	49-37	W
J. 27 at Millsaps College	38-28	W
J. 29 +at LSU	42-55	L
J. 30 at Mississippi College	58-47	W
F. 1 MISSISSIPPI COLLEGE	73-53	W
F. 5 +Ole Miss (@ Vicksburg)	50-46	W
F. 6 +Ole Miss	47-35	W
F. 10 +TULANE	54-38	W
F. 11 +at Kentucky	37-45	L
F. 17 +at Ole Miss	51-64	L
F. 20 +at Alabama	26-34	L
F. 23 +ALABAMA	33-34	L
F. 28 Vanderbilt*	36-46	L

\*SEC Tournament - Knoxville, TN

## 1940-41 12-10; 6-6 SEC

**Coach: Stanfield "Dick" Hitt**

D. 11 MISSISSIPPI COLLEGE	38-34	W
D. 13 HOWARD COLLEGE	29-28	W
D. 14 HOWARD COLLEGE	26-29	L
D. 16 SOUTHWESTERN	42-40	W
D. 20 +FLORIDA	30-53	L
J. 7 +at Ole Miss	30-35	L
J. 8 +OLE MISS	30-23	W
J. 11 +LSU	35-26	W
J. 20 at Southwestern	51-33	W
J. 21 at Murray State	36-56	L
J. 22 at Western Kentucky	47-63	L
J. 24 +at Tennessee	28-37	L
J. 25 at Howard College	48-37	W
J. 30 +ALABAMA	31-30	W
F. 5 +at Auburn	48-44	W
F. 7 Miss. College (@ Vicksburg)	63-45	W
F. 8 +at LSU	37-39	L
F. 10 +at Tulane	42-35	W
F. 18 +at Ole Miss	40-41	L
F. 19 +OLE MISS	33-20	W
F. 21 +at Alabama	28-32	L
F. 27 Tennessee*	29-35	L

\*SEC Tournament - Louisville, KY

## 1941-42 13-7; 9-6 SEC

**Coach: Stanfield "Dick" Hitt**

D. 15 HOWARD COLLEGE	29-26	W
D. 16 HOWARD COLLEGE	36-32	W
D. 18 +AUBURN	29-39	L
J. 8 SPRING HILL	47-31	W
J. 10 +LSU	43-41	W
J. 12 +TULANE	28-25	W
J. 21 MISSISSIPPI COLLEGE	43-25	W
J. 23 +at Tulane	32-31	W
J. 24 +at LSU	40-51	L
F. 2 +OLE MISS	31-33	L
F. 4 +at Ole Miss	52-37	W
F. 6 +VANDERBILT	38-41	L
F. 13 +at Alabama	27-37	L
F. 14 +at Auburn	41-40	W
F. 16 +at Florida	47-48	L

F. 17 +at Florida	48-31	W
F. 19 +ALABAMA	33-32	W
F. 21 +OLE MISS	37-30	W
F. 23 +at Ole Miss	42-34	W
F. 27 Tennessee*	40-50	L

\*SEC Tournament - Louisville, KY

## 1942-43 14-8; 13-7 SEC

**Coach: Stanfield "Dick" Hitt**

D. 11 +AUBURN	41-35	W
D. 12 +AUBURN	36-26	W
D. 14 +FLORIDA	43-36	W
D. 15 +FLORIDA	33-29	W
D. 17 +at Auburn	38-37	W
D. 18 +at Auburn	44-40	W
J. 8 +TENNESSEE	33-35	L
J. 9 +LSU	48-40	W
J. 12 +TULANE	37-29	W
J. 20 +at LSU	40-61	L
J. 21 +at Tulane	43-58	L
J. 30 +VANDERBILT	45-40	W
F. 6 +at Tennessee	36-42	L
F. 8 +at Vanderbilt	35-45	L
F. 12 +at Ole Miss	51-52	L
F. 13 +at Ole Miss	54-43	W
F. 16 +ALABAMA	49-41	W
F. 19 +OLE MISS	51-39	W
F. 20 +OLE MISS	46-45	W
F. 22 +at Alabama	48-41	W
F. 27 Kentucky*	43-52	L

\*SEC Tournament - Louisville, KY

## 1943-44 No Team (World War II)

## 1944-45 5-13; 2-9 SEC

**Coach: Stanfield "Dick" Hitt**

J. 9 MISSISSIPPI COLLEGE	32-30	W
J. 10 MISSISSIPPI COLLEGE	19-30	L
J. 12 +TENNESSEE	26-41	L
J. 15 +LSU	47-39	W
J. 16 +TULANE	35-42	L
J. 25 COLUMBUS AFB	55-28	W
J. 26 at Mississippi College	32-46	L
J. 27 at Mississippi College	34-45	L
J. 29 +at LSU	27-62	L
F. 1 COLUMBUS AFB	38-28	W
F. 3 +at Tennessee	27-44	L
F. 5 +at Alabama	36-55	L
F. 9 +OLE MISS	44-37	W
F. 10 +OLE MISS	24-61	L
F. 15 +at Ole Miss	36-41	L
F. 16 +at Ole Miss	32-45	L
F. 24 +ALABAMA	38-57	L
M. 1 Georgia Tech*	33-60	L

\*SEC Tournament - Knoxville, TN

## 1945-46 5-14; 3-13 SEC

**Coach: Stanfield "Dick" Hitt**

D. 10 +at Auburn	47-55	L
D. 11 +at Auburn	26-37	L
J. 11 +LSU	30-54	L
J. 16 +TENNESSEE	27-52	L
J. 18 +TULANE	50-66	L
F. 4 at Columbus AFB	47-41	W
F. 5 at Columbus AFB	62-40	W
F. 6 +ALABAMA	29-34	L
F. 8 +at LSU	31-73	L
F. 9 +at Tulane	52-58	L
F. 11 +at Tennessee	31-38	L
F. 12 +at Ole Miss	44-58	L
F. 13 +at Ole Miss	40-45	L
F. 15 +AUBURN	30-40	L
F. 16 +AUBURN	39-31	W
F. 19 +OLE MISS	50-43	W
F. 20 +OLE MISS	54-34	W
F. 23 +at Alabama	40-48	L
F. 28 Georgia*	44-45	L

\*SEC Tournament - Knoxville, TN

## 1946-47 10-11; 4-9 SEC

**Coach: Stanfield "Dick" Hitt**

D. 6 +TULANE	32-44	L
D. 7 HOWARD COLLEGE	55-32	W

D. 13 +FLORIDA	55-24	W
D. 14 +AUBURN	61-35	W
D. 16 MISSISSIPPI COLLEGE	58-34	W
D. 18 at Howard College	39-41	L
J. 10 +TENNESSEE	34-35	L
J. 11 +LSU	57-61	L
J. 15 +OLE MISS	53-31	W
J. 18 CHATTANOOGA	52-31	W
J. 30 +at Alabama	42-56	L
J. 31 at Chattanooga	58-52	W
F. 1 +at Tennessee	36-65	L
F. 3 +at Vanderbilt	44-64	L
F. 7 at Memphis State	51-38	W
F. 13 +at Tulane	52-57	L
F. 14 +at LSU	49-64	L
F. 15 at Mississippi College	82-48	W
F. 18 +at Ole Miss	49-59	L
F. 22 +ALABAMA	37-34	W
F. 27 Georgia Tech*	52-65	L

\*SEC Tournament - Louisville, KY



**PAUL GREGORY**  
58-100 (8 Seasons)

After an eight-year stint as the school's basketball coach, Paul Gregory later piloted the Mississippi State baseball program to four Southeastern Conference titles and subsequent NCAA regional appearances during a successful 18-year career on the diamond.

## 1947-48 6-12; 6-10 SEC

**Coach: Paul Gregory**

D. 5 +VANDERBILT	51-45	W
D. 6 +at Auburn	49-35	W
D. 8 +at Florida	47-53	L
J. 10 +at Vanderbilt	48-51	L
J. 12 +at Tennessee	57-64	L
J. 23 LOUISIANA TECH	43-53	L
J. 24 +TULANE	33-53	L
J. 30 +ALABAMA	32-31	W
J. 31 +LSU	53-49	W
F. 2 +TENNESSEE	46-47	L
F. 6 +OLE MISS	47-43	W
F. 7 +OLE MISS	45-42	W
F. 13 +at LSU	40-65	L
F. 14 +at Tulane	47-70	L
F. 19 +at Alabama	47-55	L
F. 27 +at Ole Miss	37-59	L
F. 28 +at Ole Miss	46-63	L
M. 4 Tennessee*	52-73	L

\*SEC Tournament - Louisville, KY

### MISSISSIPPI STATE IN FINAL NATIONAL RANKINGS

Season	Coach	W-L	Final Ranking
1956-57	Babe McCarthy	17-8	#15 AP
1957-58	Babe McCarthy	20-5	#15 AP
1958-59	Babe McCarthy	24-1	#3 AP; #T6 UPI
1961-62	Babe McCarthy	24-1	#4 AP; #4 UPI
1962-63	Babe McCarthy	22-6	#6 AP; #7 UPI
1990-91	Richard Williams	20-9	#21 AP; #18 UPI
1994-95	Richard Williams	22-8	#18 AP; #12 CNN
1995-96	Richard Williams	26-8	#19 AP; #4 CNN
2001-02	Rick Stansbury	27-8	#17 AP; #21 ESPN
2002-03	Rick Stansbury	21-10	#20 AP
2003-04	Rick Stansbury	26-4	#8 AP; #13 ESPN



# MSU ALL-TIME RESULTS



## 1948-49 4-13: 3-12 SEC

**Coach: Paul Gregory**

D. 10	OUACHITA BAPTIST	61-45	W
D. 11	+at Auburn	54-53	W
D. 13	+at Georgia	40-70	L
D. 17	+at Ole Miss	61-69	L
J. 8	+at Tulane	47-69	L
J. 10	+at LSU	40-64	L
J. 17	+VANDERBILT	29-35	L
J. 18	+AUBURN	47-43	W
J. 28	+LSU	48-42	W
F. 4	+TULANE	50-64	L
F. 8	+at Alabama	45-50	L
F. 12	+at Tennessee	58-63	L
F. 14	+at Vanderbilt	43-90	L
F. 18	+FLORIDA	37-40	L
F. 22	+ALABAMA	31-43	L
F. 25	+OLE MISS	51-52	L
M. 3	Tennessee*	46-73	L

\* SEC Tournament - Louisville, KY

F. 6	+FLORIDA	72-58	W
F. 9	+at Vanderbilt	61-86	L
F. 11	+at Kentucky	66-110	L
F. 16	+ALABAMA	61-63	L
F. 22	at Sewanee	73-67	W
F. 23	+at Tennessee	69-78	L
F. 26	+OLE MISS	61-73	L
F. 28	LSU*	44-77	L

\* SEC Tournament - Louisville, KY



**BABE MCCARTHY**  
199-85 (10 Seasons)

The most celebrated basketball coach in Mississippi State hoops history, Babe McCarthy earned SEC Coach of the Year honors three consecutive years (1961-63) while guiding MSU to four SEC championships during a five-year span (1959-63).

## 1949-50 7-11: 6-10 SEC

**Coach: Paul Gregory**

D. 3	+FLORIDA	45-63	L
D. 9	+GEORGIA	51-40	W
D. 17	+ALABAMA	47-44	W
J. 4	+Kentucky (@ Owensboro)	55-87	L
J. 7	+AUBURN	64-65	L
J. 14	+VANDERBILT	50-62	L
J. 18	+OLE MISS	64-60	W
J. 23	+TENNESSEE	65-56	W
J. 30	+LSU	48-41	W
F. 1	+at Auburn	60-65	L
F. 4	+TULANE	55-53	W
F. 8	+at Alabama	38-58	L
F. 13	+at Vanderbilt	50-85	L
F. 17	+at LSU	58-68	L
F. 18	+at Tulane	53-73	L
F. 23	+at Ole Miss	45-62	L
M. 2	Tulane*	56-47	W
M. 3	Kentucky*	46-56	L

\* SEC Tournament - Louisville, KY

## 1952-53 9-10: 5-8 SEC

**Coach: Paul Gregory**

D. 1	SEWANEE	60-53	W
D. 6	BIRMINGHAM-SOUTHERN	70-45	W
D. 13	at Arkansas	71-102	L
D. 19	+at Florida	75-79	L
D. 20	at Florida State	52-82	L
J. 5	+TENNESSEE	65-63	W
J. 10	+LSU	55-75	L
J. 12	+TULANE	67-61	W
J. 17	+OLE MISS	73-60	W
J. 28	HOWARD COLLEGE	81-56	W
J. 31	+at Auburn	60-82	L
F. 2	+at Alabama	58-70	L
F. 9	+GEORGIA TECH	66-62	W
F. 14	+VANDERBILT	82-75	W
F. 20	at Howard College	91-87	W
F. 21	+at Georgia	63-75	L
F. 27	+at LSU	47-82	L
F. 28	+at Tulane	52-69	L
M. 7	+at Ole Miss	46-62	L

## 1955-56 12-12: 6-8 SEC

**Coach: Babe McCarthy**

D. 2	HOWARD COLLEGE	108-65	W
D. 12	SOUTHWESTERN	76-63	W
D. 14	at Arkansas State	61-76	L
D. 19	Wake Forest#	68-95	L
D. 20	Davidson#	89-82	W
D. 21	Florida State#	OT 79-71	W
J. 7	+AUBURN	68-81	L
J. 9	+ALABAMA	75-87	L
J. 14	+at Georgia Tech	59-87	L
J. 16	+at Vanderbilt	49-69	L
J. 17	at Sewanee	72-76	L
J. 21	ARKANSAS STATE	86-78	W
J. 27	at Memphis State	73-105	L
J. 30	+at Ole Miss	100-79	W
F. 1	TAMPA	89-64	W
F. 4	+at LSU	87-78	W
F. 6	+at Tulane	72-110	L
F. 11	+at Tennessee	75-58	W
F. 13	+at Kentucky	65-86	L
F. 18	+FLORIDA	84-74	W
F. 20	+GEORGIA	83-71	W
F. 25	+LSU	71-79	L
F. 27	+TULANE	78-83	L
M. 1	+OLE MISS	82-74	W

# Carrousel Classic - Charlotte, NC

## 1950-51 3-16: 2-12 SEC

**Coach: Paul Gregory**

D. 8	at Arkansas State	61-67	L
D. 9	at St. Louis University	46-63	L
D. 11	at Louisville	53-87	L
D. 15	+LSU	94-69	W
D. 16	+TULANE	52-74	L
J. 5	+at Tulane	64-71	L
J. 6	+at LSU	61-76	L
J. 8	MISSISSIPPI COLLEGE	103-52	W
J. 15	+VANDERBILT	60-63	L
J. 17	+OLE MISS	71-67	W
J. 26	+GEORGIA TECH	46-55	L
F. 2	+KENTUCKY	60-80	L
F. 5	+at Alabama	69-75	L
F. 12	+TENNESSEE	75-76	L
F. 17	+at Georgia	49-57	L
F. 19	+at Florida	64-68	L
F. 24	+at Auburn	85-92	L
F. 27	+at Ole Miss	60-95	L
M. 1	Kentucky*	70-92	L

\* SEC Tournament - Louisville, KY

## 1953-54 11-10: 5-9 SEC

**Coach: Paul Gregory**

D. 4	FLORIDA STATE	87-75	W
D. 8	HOWARD COLLEGE	87-60	W
D. 16	at Arkansas State	79-74	W
J. 2	Auburn (@ Birmingham)	75-76	L
J. 9	+AUBURN	79-74	W
J. 11	+ALABAMA	52-69	L
J. 14	+at Georgia Tech	75-74	W
J. 16	+at Vanderbilt	69-79	L
J. 27	at Howard College	72-67	W
J. 30	+at LSU	54-65	L
F. 1	+at Tulane	56-79	L
F. 6	+at Ole Miss	53-63	L
F. 10	ARKANSAS STATE	74-71	W
F. 13	+at Tennessee	81-97	L
F. 15	+at Kentucky	49-81	L
F. 16	at Sewanee	65-61	W
F. 20	+FLORIDA	70-66	W
F. 22	+GEORGIA	75-60	W
F. 27	+LSU	57-61	L
M. 1	+TULANE	53-59	L
M. 6	+OLE MISS	65-59	W

## 1956-57 17-8: 9-5 SEC

**Coach: Babe McCarthy**

N. 30	UNION	87-64	W
D. 3	HOWARD COLLEGE	106-70	W
D. 5	MEMPHIS STATE	78-89	L
D. 8	at Mississippi College	99-80	W
D. 10	at Southwestern	83-56	W
D. 15	MISSISSIPPI COLLEGE	83-67	W
D. 17	ARK. STATE TEACHERS COL	102-80	W
D. 28	Denver#	69-65	W
D. 31	at Murray State	80-91	L
J. 5	+at Auburn	66-86	L
J. 7	+at Alabama	78-83	L
J. 12	+GEORGIA TECH	77-80	L
J. 14	+VANDERBILT	63-62	W
J. 19	+OLE MISS	82-72	W
J. 26	at Memphis State	83-86	L
F. 1	+LSU	81-72	W
F. 2	+TULANE	85-72	W
F. 9	+TENNESSEE	2OT 97-90	W
F. 11	+KENTUCKY	89-81	W
F. 15	at Tampa	113-87	W
F. 16	+at Florida	80-89	L
F. 18	+at Georgia	86-73	W
F. 22	+at LSU	94-76	W
F. 23	+at Tulane	79-81	L
F. 28	+at Ole Miss	81-73	W

# Evansville Holiday Tournament - Evansville, IN

## 1951-52 12-11: 4-10 SEC

**Coach: Paul Gregory**

D. 4	SEWANEE	71-46	W
D. 6	at Memphis State	60-58	W
D. 8	ARKANSAS STATE	67-43	W
D. 10	FLORIDA STATE	75-47	W
D. 12	+LSU	59-54	W
D. 13	+TULANE	68-60	W
D. 15	ARKANSAS	79-39	W
D. 17	at Arkansas State	64-63	W
J. 5	+GEORGIA	83-55	W
J. 9	+at Ole Miss	62-77	L
J. 12	+at Tulane	58-71	L
J. 14	+at LSU	78-103	L
J. 18	+AUBURN	61-68	L
J. 30	+at Georgia Tech	64-66	L
J. 31	at Birmingham-Southern	107-72	W

## 1954-55 6-17: 2-12 SEC

**Coach: Paul Gregory**

D. 6	at Washington (St. Louis)	44-66	L
D. 7	at Southern Illinois	72-69	W
D. 8	at Louisville	64-113	L
D. 11	HOWARD COLLEGE	78-55	W
D. 13	SEWANEE	77-74	W
D. 17	at Howard College	82-79	W
J. 7	+at Georgia	75-90	L
J. 8	+at Auburn	58-79	L
J. 10	+at Alabama	73-99	L
J. 15	+VANDERBILT	52-72	L
J. 17	+GEORGIA TECH	71-90	L
J. 19	FLORIDA STATE	76-91	L
J. 29	+LSU	63-67	L
J. 31	+TULANE	60-69	L
F. 4	at Memphis State	68-94	L
F. 7	+KENTUCKY	56-61	L
F. 10	+OLE MISS	58-66	L
F. 12	+TENNESSEE	67-93	L
F. 19	+at Florida	66-77	L
F. 21	at Florida State	86-102	L
F. 26	+at LSU	84-80	W
F. 28	+at Tulane	59-78	L
M. 5	+at Ole Miss	60-56	W

2010-11 BULLDOG BASKETBALL



# MSU ALL-TIME RESULTS

## 1957-58 20-5: 9-5 SEC

**Coach: Babe McCarthy**

D. 2 at Union	80-56	W
D. 5 HOWARD COLLEGE	114-57	W
D. 7 SOUTHWESTERN	97-75	W
D. 11 at Memphis State	56-54	W
D. 13 Miami, Fla.#	66-63	W
D. 14 Auburn#	52-37	W
D. 19 MURRAY STATE	86-69	W
D. 27 OLE MISS@	66-53	W
D. 28 MOREHEAD STATE@	46-41	W
J. 4 +AUBURN	70-42	W
J. 6 +ALABAMA	46-42	W
J. 11 +at Georgia Tech	61-78	L
J. 13 +at Vanderbilt	62-74	L
J. 18 +at Ole Miss	62-67	L
J. 25 at Murray State	75-57	W
J. 27 SOUTHEASTERN LOUISIANA	75-61	W
F. 1 +at LSU	71-54	W
F. 3 +at Tulane	71-63	W
F. 8 +at Tennessee	83-104	L
F. 10 +at Kentucky	62-72	L
F. 15 +FLORIDA	90-78	W
F. 17 +GEORGIA	92-77	W
F. 22 +LSU	95-72	W
F. 24 +TULANE	74-72	W
F. 27 +OLE MISS	91-60	W

# Birmingham Classic - Birmingham, AL  
@ MSU Holiday Tournament - Starkville, MS

## 1958-59 24-1: 13-1 SEC

**Coach: Babe McCarthy**

**SEC CHAMPIONS**

D. 1 SOUTHEASTERN LOUISIANA	94-72	W
D. 4 UNION	121-78	W
D. 6 at Southwestern	91-46	W
D. 8 at Arkansas State	72-57	W
D. 13 at Murray State	63-62	W
D. 15 ARKANSAS STATE	98-71	W
D. 19 MOREHEAD STATE	87-63	W
D. 29 Maryland#	56-45	W
D. 30 Memphis State#	73-55	W
J. 3 +at Auburn	66-97	L
J. 5 +at Alabama	81-64	W
J. 10 +GEORGIA TECH	75-67	W
J. 12 +VANDERBILT	83-65	W
J. 17 +OLE MISS	87-58	W
J. 24 MURRAY STATE	63-48	W
J. 29 at Memphis State	53-52	W
J. 31 +LSU	78-71	W
F. 2 +TULANE	55-46	W
F. 7 +TENNESSEE	52-45	W
F. 9 +KENTUCKY	66-58	W
F. 14 +at Florida	105-68	W
F. 16 +at Georgia	76-56	W
F. 21 +at LSU	75-67	W
F. 23 +at Tulane	65-51	W
F. 28 +at Ole Miss	23-16	W

# Sugar Bowl Tournament - New Orleans, LA

## 1959-60 12-13: 5-9 SEC

**Coach: Babe McCarthy**

D. 2 TROY STATE	66-50	W
D. 5 SOUTHEASTERN LOUISIANA	83-65	W
D. 7 UNION	88-68	W
D. 9 Louisiana Tech (@ Jackson)	62-71	L
D. 12 LOUISIANA COLLEGE	90-61	W
D. 18 Baylor#	OT 70-61	W
D. 19 Memphis State#	62-79	L
D. 29 Western Kentucky@	50-61	L
D. 30 Virginia Tech@	61-82	L
J. 2 +AUBURN	48-64	L
J. 4 +ALABAMA	85-56	W
J. 9 +at Georgia Tech	60-82	L
J. 11 +at Vanderbilt	72-79	L
J. 16 +at Ole Miss	60-67	L
J. 23 LOYOLA (NEW ORLEANS)	76-60	W
J. 30 +at LSU	71-60	W
F. 1 +at Tulane	OT 47-51	L
F. 6 +at Tennessee	38-48	L
F. 8 +at Kentucky	59-90	L
F. 9 at Morehead State	OT 75-73	W
F. 13 +GEORGIA	OT 63-67	L
F. 15 +FLORIDA	81-75	W

F. 20 +LSU	64-69	L
F. 22 +TULANE	70-66	W
F. 27 +OLE MISS	72-54	W

# Murray State Invitational - Murray, KY  
@ Sugar Bowl Tournament - New Orleans, LA

## 1960-61 19-6: 11-3 SEC

**Coach: Babe McCarthy**

**SEC CHAMPIONS**

D. 3 SOUTHEASTERN LOUISIANA	77-55	W
D. 5 UNION	115-59	W
D. 8 at Louisiana Tech	60-61	L
D. 10 Louisiana College (@ Jackson)	117-86	W
D. 13 SPRING HILL	98-75	W
D. 17 MURRAY STATE	94-81	W
D. 19 at Loyola (New Orleans)	60-83	L
D. 29 at Rice	68-60	W
D. 30 Texas (@ Houston)	82-93	L
J. 3 DELTA STATE	92-53	W
J. 7 +at Auburn	56-48	W
J. 10 +at Alabama	80-63	W
J. 14 +VANDERBILT	74-65	W
J. 16 +GEORGIA TECH	OT 62-61	W
J. 21 +OLE MISS	63-40	W
J. 28 at Delta State	99-77	W
F. 4 +LSU	77-61	W
F. 6 +TULANE	73-59	W
F. 11 +TENNESSEE	72-67	W
F. 13 +KENTUCKY	62-68	L
F. 18 +at Florida	57-59	L
F. 20 +at Georgia	99-77	W
F. 25 +at LSU	56-54	W
F. 27 +at Tulane	62-57	W
M. 4 +at Ole Miss	70-74	L

## 1961-62 22-1: 13-1 SEC

**Coach: Babe McCarthy**

**SEC Co-CHAMPIONS**

D. 2 SOUTHEASTERN LOUISIANA	96-73	W
D. 4 SOUTHWESTERN LOUISIANA	88-61	W
D. 6 LOUISIANA TECH	81-58	W
D. 9 DELTA STATE	84-55	W
D. 11 LOUISIANA COLLEGE	113-70	W
D. 15 at Murray State	69-57	W
D. 19 at Memphis State	83-71	W
D. 29 Maryland#	64-62	W
D. 30 LSU#	73-51	W
J. 6 +AUBURN	51-48	W
J. 13 +at Vanderbilt	86-100	L
J. 15 +at Georgia Tech	57-56	W
J. 17 +ALABAMA	67-40	W
J. 20 +at Ole Miss	61-57	W
J. 27 NORTHEAST LOUISIANA	89-79	W
J. 29 at Delta State	106-76	W
F. 3 +at LSU	87-66	W
F. 5 +at Tulane	70-59	W
F. 10 +at Tennessee	91-67	W
F. 12 +at Kentucky	49-44	W
F. 17 +FLORIDA	67-45	W
F. 19 +GEORGIA	83-74	W
F. 24 +LSU	58-48	W
F. 26 +TULANE	83-62	W
M. 3 +OLE MISS	63-58	W

# Sugar Bowl Tournament - New Orleans, LA

## 1962-63 22-6: 12-2 SEC

**Coach: Babe McCarthy**

**SEC CHAMPIONS**

D. 4 ARKANSAS A&M	90-55	W
D. 6 at Louisiana Tech	80-61	W
D. 8 at Northeast Louisiana	79-56	W
D. 10 LOUISIANA COLLEGE	83-59	W
D. 15 Memphis State (@ Jackson)	77-66	W
D. 17 at Virginia Tech	65-82	L
D. 19 CHRISTIAN BROTHERS	106-71	W
D. 28 Houston#	OT 76-79	L
D. 29 Xavier (Ohio)#	75-66	W
J. 1 DELTA STATE	106-77	W
J. 5 +at Auburn	62-53	W
J. 7 +at Alabama	OT 72-77	L
J. 12 +VANDERBILT	58-55	W
J. 14 +GEORGIA TECH	81-69	W
J. 19 +OLE MISS	78-64	W
J. 26 at Memphis State	65-71	L

J. 28 Southern Mississippi (@ Jackson)	62-52	W
F. 2 +LSU	73-66	W
F. 4 +TULANE	91-73	W
F. 9 +TENNESSEE	63-59	W
F. 11 +KENTUCKY	56-52	W
F. 16 +at Florida	52-73	L
F. 18 +at Georgia	86-75	W
F. 23 +at LSU	99-64	W
F. 25 +at Tulane	78-67	W
M. 2 +at Ole Miss	75-72	W
M. 15 Loyola (Chicago)\$	51-61	L
M. 16 Bowling Green\$	65-60	W

# Sugar Bowl Tournament - New Orleans, LA  
\$ NCAA Mid-east Regional - East Lansing, MI

## 1963-64 9-17: 4-10 SEC

**Coach: Babe McCarthy**

D. 2 LOUISIANA TECH	105-61	W
D. 4 VIRGINIA TECH	77-93	L
D. 7 LOUISIANA COLLEGE	84-67	W
D. 9 at Delta State	67-52	W
D. 14 Memphis State (@ Jackson)	65-73	L
D. 16 Southern Mississippi (@ Jackson)	60-65	L
D. 19 at Houston#	61-69	L
D. 20 Texas A&M#	54-58	L
D. 27 Virginia@	68-81	L
D. 28 George Washington@	89-81	W
J. 4 +AUBURN	OT 63-64	L
J. 6 +ALABAMA	69-56	W
J. 11 +at Vanderbilt	56-90	L
J. 13 +at Georgia Tech	45-59	L
J. 18 +at Ole Miss	75-77	L
J. 25 at Memphis State	66-81	L
J. 27 SOUTHEASTERN LOUISIANA	113-73	W
J. 31 +at LSU	71-87	L
F. 1 +at Tulane	81-77	W
F. 8 +at Tennessee	58-82	L
F. 10 +at Kentucky	59-65	L
F. 15 +FLORIDA	68-61	W
F. 17 +GEORGIA	61-73	L
F. 21 +LSU	60-63	L
F. 22 +TULANE	78-71	W
F. 29 +OLE MISS	61-78	L

# Bluebonnet Tournament - Houston, TX  
@ All-American Tournament - Owensboro, KY

## 1964-65 10-16: 6-10 SEC

**Coach: Babe McCarthy**

D. 1 NORTHEAST LOUISIANA	72-71	W
D. 4 SOUTHWESTERN LOUISIANA	74-73	W
D. 9 GEORGIA TECH	65-83	L
D. 12 at Louisiana Tech	82-78	W
D. 18 North Carolina#	80-84	L
D. 19 at Virginia Tech#	75-104	L
D. 29 Mississippi College@	57-72	L
D. 30 Delta State@	82-63	W
J. 2 +AUBURN	70-71	L
J. 4 +ALABAMA	96-68	W
J. 9 +VANDERBILT	70-94	L
J. 11 +at Alabama	83-95	L
J. 14 +FLORIDA	59-74	L
J. 16 +GEORGIA	79-74	W
J. 23 +OLE MISS	101-72	W
J. 25 at Georgia Tech	73-75	L
J. 28 Arkansas (@ Jackson)	69-84	L
J. 30 +LSU	76-74	W
F. 1 +TULANE	70-73	L
F. 6 +at Tennessee	57-77	L
F. 8 +at Kentucky	56-74	L
F. 13 +at Florida	51-68	L
F. 15 +at Georgia	62-82	L
F. 20 +at LSU	75-94	L
F. 22 +at Tulane	91-72	W
F. 27 +at Ole Miss	OT 78-77	W

# Virginia Tech Invitational - Blacksburg, VA  
@ Magnolia Invitational - Jackson, MS

**DID YOU KNOW . . .**  
Babe McCarthy was the first Mississippi State coach to lead the Bulldogs to the NCAA Tournament

2010-11 BULLDOG BASKETBALL



# MSU ALL-TIME RESULTS



**JOE DAN GOLD**  
51-74 (5 Seasons)

Two years after helping captain the 1962-63 Bull-dogs to their first-ever NCAA Tournament appearance, Joe Dan Gold succeeded his former mentor, Babe McCarthy, as Mississippi State University's 12th head basketball coach.



**KERMIT DAVIS**  
91-91 (7 Seasons)

After helping lead Mississippi State University to a three-year composite record of 61-14 as a standout guard for Babe McCarthy's teams in the late 1950s, Kermit Davis later compiled a 91-91 career mark in seven seasons at the Bulldog basketball helm.

## 1965-66 14-11: 10-6 SEC

**Coach: Joe Dan Gold**

D. 2	NORTHEAST LOUISIANA	OT	72-78	L
D. 4	at Virginia Tech		59-79	L
D. 11	LOUISIANA TECH		82-70	W
D. 13	SOUTHWESTERN LOUISIANA		88-73	W
D. 18	LOUISIANA COLLEGE		92-77	W
D. 28	Princeton#		67-69	L
D. 29	Davidson#		60-72	L
J. 3	+at Auburn		83-72	W
J. 6	STETSON		87-76	W
J. 8	+at Tulane		71-81	L
J. 10	+at LSU		74-71	W
J. 15	+TENNESSEE	2OT	75-74	W
J. 25	+ALABAMA		63-71	L
J. 27	Arkansas (@ Little Rock)		61-69	L
J. 29	+FLORIDA		76-68	W
J. 31	+GEORGIA		58-54	W
F. 5	+LSU		66-61	W
F. 7	+TULANE		65-63	W
F. 12	+at Georgia		71-83	L
F. 14	+at Florida		74-78	L
F. 16	+at Ole Miss		90-74	W
F. 19	+KENTUCKY		69-73	L
F. 26	+at Alabama		76-77	L
M. 2	+OLE MISS		96-76	W
M. 5	+at Vanderbilt		92-90	W

# Charlotte Invitational - Charlotte, NC

## 1966-67 14-11: 8-10 SEC

**Coach: Joe Dan Gold**

D. 1	at Northeast Louisiana		81-70	W
D. 7	Texas A&M#		62-49	W
D. 8	at Southern Mississippi#		72-63	W
D. 10	at Louisiana Tech		90-73	W
D. 12	SAMFORD		96-65	W
D. 17	+LSU		98-84	W
D. 19	+ALABAMA		63-59	W
D. 31	+at Georgia		93-71	W
J. 2	+at Florida		54-63	L
J. 7	+GEORGIA		92-63	W
J. 9	+AUBURN	OT	59-54	W
J. 12	at Delta State		68-65	W
J. 23	+at Alabama		74-91	L
J. 28	+at Vanderbilt		64-79	L
J. 30	+at Tennessee		45-67	L
F. 1	+OLE MISS		70-71	L
F. 7	at Memphis State		53-61	L
F. 11	+at Kentucky	OT	77-72	W
F. 13	+at Auburn		57-68	L
F. 18	+KENTUCKY		74-103	L
F. 20	+at LSU		66-64	W
F. 25	+FLORIDA		54-59	L
F. 27	+VANDERBILT		74-71	W
M. 4	+at Ole Miss		57-58	L
M. 6	+TENNESSEE	3OT	76-78	L

# USM Invitational - Hattiesburg, MS

## 1967-68 9-17: 5-13 SEC

**Coach: Joe Dan Gold**

D. 5	at Wichita State		67-97	L
D. 7	at Samford		63-66	L
D. 11	MEMPHIS STATE		71-66	W
D. 13	Montana State#		73-81	L
D. 14	George Washington#		70-55	W
D. 18	+at Alabama		69-80	L
D. 22	+at LSU		87-111	L
D. 27	Washington@		80-82	L
D. 28	Florida@		66-65	W

J. 1	+FLORIDA		56-55	W
J. 6	+at Georgia		69-72	L
J. 8	+at Auburn		66-62	W
J. 11	DELTA STATE		80-64	W
J. 17	+GEORGIA		77-81	L
J. 22	+ALABAMA		72-69	W
J. 27	+VANDERBILT		69-90	L
J. 29	+TENNESSEE		57-65	L
J. 31	+at Ole Miss		53-63	L
F. 10	+KENTUCKY		84-92	L
F. 12	+AUBURN		72-74	L
F. 17	+at Kentucky		81-107	L
F. 19	+LSU		83-94	L
F. 24	+at Florida		71-67	W
F. 26	+at Vanderbilt		73-84	L
M. 2	+OLE MISS		88-79	W
M. 4	+at Tennessee		51-63	L

# Bluebonnet Classic - Houston, TX

@ Gator Bowl Tournament - Jacksonville, FL

## 1968-69 8-17: 6-12 SEC

**Coach: Joe Dan Gold**

D. 2	LOUISIANA COLLEGE		79-69	W
D. 6	LOUISIANA TECH		83-73	W
D. 9	SAMFORD		59-68	L
D. 14	+at Vanderbilt		87-102	L
D. 16	+AUBURN		65-59	W
D. 20	at Southwestern Louisiana#		70-81	L
D. 21	Hawaii#		69-74	L
D. 27	at Detroit@		62-86	L
D. 28	Miami, Ohio@		56-76	L
J. 4	+TENNESSEE		58-57	W
J. 6	+KENTUCKY		72-91	L
J. 10	+at Ole Miss		60-67	L
J. 25	+at Florida		64-70	L
J. 27	+at Georgia		73-71	W
F. 1	+ALABAMA	OT	68-67	W
F. 3	+at LSU		71-95	L
F. 8	+at Tennessee		50-80	L
F. 10	+at Kentucky		69-91	L
F. 12	+at Auburn		68-87	L
F. 15	+OLE MISS		64-60	W
F. 22	+FLORIDA		79-96	L
F. 24	+GEORGIA		80-95	L
M. 3	+LSU		89-99	L
M. 5	+at Alabama		67-60	W
M. 8	+VANDERBILT		83-120	L

# Bayou Classic - Lafayette, LA

@ Motor City Classic - Detroit, MI

## 1969-70 6-18: 3-15 SEC

**Coach: Joe Dan Gold**

D. 1	SOUTH ALABAMA		93-71	W
D. 4	at Louisiana College		71-77	L
D. 6	at Louisiana Tech		71-78	L
D. 10	at Memphis State#		74-83	L
D. 11	Arkansas#	OT	76-74	W
D. 13	+VANDERBILT		79-93	L
D. 15	+at Auburn		66-94	L
D. 18	DELTA STATE		86-64	W
J. 3	+at Tennessee		56-58	L
J. 5	+at Kentucky		76-111	L
J. 9	+OLE MISS		57-58	L
J. 24	+FLORIDA		79-77	W
J. 26	+GEORGIA		76-79	L
J. 31	+at Alabama		75-95	L
F. 2	+at LSU		91-109	L
F. 7	+TENNESSEE		60-72	L
F. 9	+KENTUCKY		57-86	L
F. 11	+AUBURN	OT	69-71	L
F. 13	+at Ole Miss		55-57	L
F. 21	+at Florida		70-87	L
F. 23	+at Georgia		86-77	W
F. 28	+ALABAMA		87-77	W
M. 2	+LSU		87-97	L
M. 7	+at Vanderbilt		72-78	L

# Liberty Bowl Classic - Memphis, TN

## 1970-71 15-10: 9-9 SEC

**Coach: Kermit Davis**

D. 1	LOUISIANA COLLEGE		73-54	W
D. 3	at South Alabama		50-38	W
D. 7	SEWANEE		102-73	W
D. 9	at Delta State		59-55	W
D. 12	+at Vanderbilt		73-86	L
D. 14	+AUBURN		70-73	L
D. 17	at Arkansas		69-67	W
D. 28	at Furman#		84-74	W
D. 29	Arizona#		75-77	L
J. 2	+TENNESSEE		69-67	W
J. 4	+KENTUCKY		71-79	L
J. 8	+at Ole Miss		74-83	L
J. 14	+at Florida		72-58	W
J. 25	+at Georgia	OT	67-66	W
J. 30	+ALABAMA	OT	71-67	W
F. 1	+at LSU		71-90	L
F. 6	+at Tennessee		65-88	L
F. 8	+at Kentucky		83-102	L
F. 10	+at Auburn		68-92	L
F. 13	+OLE MISS		75-67	W
F. 20	+FLORIDA		70-65	W
F. 22	+GEORGIA		62-57	W
F. 27	+at Alabama	3OT	78-79	L
M. 1	+LSU		78-70	W
M. 6	+VANDERBILT		81-73	W

# Poinsettia Classic - Greenville, SC

## 1971-72 13-13: 6-12 SEC

**Coach: Kermit Davis**

D. 1	SOUTH ALABAMA		71-66	W
D. 4	at Sewanee		69-48	W
D. 6	at UNC Charlotte		87-68	W
D. 9	Southern Mississippi#		77-73	W
D. 10	South Florida#		90-77	W
D. 13	+at Auburn		75-85	L
D. 17	at Marshall@		69-95	L
D. 18	Rhode Island@		86-72	W
J. 1	+VANDERBILT		76-69	W
J. 4	ARKANSAS		78-75	W
J. 8	+at Tennessee		49-82	L
J. 10	+at Kentucky		76-104	L
J. 15	+OLE MISS		66-68	L
J. 29	+FLORIDA		69-68	W
F. 1	+GEORGIA	OT	62-58	W
F. 5	+at Alabama		71-77	L
F. 7	+at LSU		60-62	L
F. 12	+TENNESSEE		61-71	L
F. 14	+KENTUCKY		55-63	L
F. 19	+at Ole Miss		64-65	L
F. 21	+AUBURN		62-60	W
F. 26	+at Florida		80-88	L
F. 28	+at Georgia		82-87	L
M. 2	+LSU		89-71	W
M. 4	+ALABAMA	OT	97-91	W
M. 9	+at Vanderbilt		82-104	L

# Alabama Classic - Tuscaloosa, AL

@ Marshall Invitational - Huntington, WV

2010-11 BULLDOG BASKETBALL

# MSU ALL-TIME RESULTS

## 1972-73 11-15: 4-14 SEC

**Coach: Kermit Davis**

D. 1 SAMFORD	86-61	W
D. 4 TEXAS	80-69	W
D. 6 at South Alabama	72-67	W
D. 8 SEWANEE	83-65	W
D. 28 North Texas State#	66-65	W
D. 29 East Carolina#	69-64	W
J. 2 Michigan State@	82-90	L
J. 3 Hawaii@	97-85	W
J. 6 +TENNESSEE	67-86	L
J. 8 +KENTUCKY	81-90	L
J. 13 +OLE MISS	61-74	L
J. 15 +at Auburn	77-82	L
J. 20 +at Vanderbilt	69-75	L
J. 27 +at Florida	64-66	L
J. 29 +at Georgia	90-84	W
F. 3 +at Alabama	86-96	L
F. 5 +LSU	78-84	L
F. 10 +at Tennessee	76-93	L
F. 12 +at Kentucky	87-100	L
F. 17 +at Ole Miss	64-83	L
F. 19 +AUBURN	94-87	W
F. 24 +FLORIDA	81-75	W
F. 26 +GEORGIA	72-68	W
M. 1 +at LSU	82-94	L
M. 3 +ALABAMA	87-92	L
M. 10 +VANDERBILT	70-74	L

# Pacemaker Classic - Monroe, LA  
@ Senior Bowl Tournament - Mobile, AL

## 1973-74 16-10: 8-10 SEC

**Coach: Kermit Davis**

D. 1 COLLEGE OF CHARLESTON	88-64	W
D. 3 at Texas	87-82	W
D. 5 SAMFORD	110-74	W
D. 18 at Georgia Tech	85-77	W
D. 22 HOUSTON BAPTIST	85-74	W
D. 29 CHRISTIAN BROTHERS	73-62	W
J. 2 SIU-EDWARDSVILLE	86-81	W
J. 5 +FLORIDA	91-70	W
J. 7 +at Vanderbilt	69-75	L
J. 10 SOUTH FLORIDA	86-81	W
J. 12 +at Alabama	68-85	L
J. 14 +LSU	89-75	W
J. 19 +at Georgia	76-56	W
J. 21 +AUBURN	81-87	L
J. 26 +at Tennessee	61-70	L
J. 28 +at Ole Miss	67-72	L
F. 2 +KENTUCKY	70-82	L
F. 4 +at Florida	75-78	L
F. 9 +VANDERBILT	59-60	L
F. 11 +ALABAMA	74-76	L
F. 16 +at LSU	87-84	W
F. 18 +GEORGIA	84-69	W
F. 23 +at Auburn	67-60	W
F. 25 +TENNESSEE	62-58	W
M. 2 +OLE MISS	75-69	W
M. 4 +at Kentucky	69-108	L

## 1974-75 9-17: 5-13 SEC

**Coach: Kermit Davis**

N. 30 EVANSVILLE	90-69	W
D. 2 at Samford	91-80	W
D. 4 ARKANSAS	72-75	L
D. 6 Connecticut#	89-87	W
D. 7 at Missouri#	78-102	L
D. 19 GEORGIA TECH	61-64	L
D. 27 Southern Illinois@	81-75	W
D. 28 at Indiana State@	72-82	L
J. 4 +at Florida	82-94	L
J. 6 +VANDERBILT	85-96	L
J. 11 +ALABAMA	71-86	L
J. 13 +at LSU	93-84	W
J. 18 +GEORGIA	65-67	L
J. 20 +at Auburn	89-98	L
J. 25 +TENNESSEE	87-97	L
J. 27 +OLE MISS	100-80	W
F. 1 +at Kentucky	79-112	L
F. 3 +FLORIDA	104-107	L
F. 8 +at Vanderbilt	72-76	L
F. 10 +at Alabama	68-83	L
F. 15 +LSU	79-71	W
F. 17 +at Georgia	77-71	W

F. 22 +AUBURN	74-78	L
F. 24 +at Tennessee	83-109	L
M. 1 +at Ole Miss	84-78	W
M. 8 +KENTUCKY	80-118	L

# Show Me Classic - Columbia, MO  
@ Indiana Hall of Fame Classic - Terre Haute, IN

## 1975-76 13-13: 6-12 SEC

**Coach: Kermit Davis**

D. 1 INDIANA STATE	85-82	W
D. 4 CHICAGO STATE	113-81	W
D. 6 SOUTHWESTERN LOUISIANA	96-75	W
D. 17 at Evansville	73-85	L
D. 19 at Dayton#	56-54	W
D. 20 Long Beach State#	70-57	W
D. 29 SAMFORD	77-57	W
J. 3 +KENTUCKY	77-73	W
J. 5 +VANDERBILT	66-71	OT
J. 10 +at Florida	78-90	L
J. 12 +at Auburn	70-75	L
J. 17 +OLE MISS	65-54	W
J. 19 +LSU	90-83	W
J. 24 +at Alabama	81-92	L
J. 27 MISSOURI WESTERN	87-71	W
J. 31 +at Georgia	73-85	L
F. 2 +at Tennessee	66-75	L
F. 7 +FLORIDA	71-78	OT
F. 9 +AUBURN	75-74	W
F. 14 +at Ole Miss	76-66	W
F. 16 +at LSU	69-80	L
F. 21 +ALABAMA	61-65	L
F. 28 +GEORGIA	90-79	W
M. 1 +TENNESSEE	76-78	L
M. 6 +at Vanderbilt	75-76	L
M. 8 +at Kentucky	93-94	OT

# Dayton Invitational - Dayton, OH

## 1976-77 14-13: 6-12 SEC

**Coach: Kermit Davis**

N. 27 KENTUCKY WESLEYAN	89-49	W
N. 29 NEW ORLEANS	86-83	W
D. 1 TROY STATE	87-69	W
D. 2 SOUTHERN MISSISSIPPI	96-72	W
D. 6 at Southwestern Louisiana	78-72	W
D. 9 NORTHEAST MISSOURI ST	107-58	W
D. 11 TEXAS	OT 91-89	W
D. 28 Wake Forest#	88-83	W
D. 29 at Old Dominion#	78-82	L
J. 3 +at Florida	75-97	L
J. 5 +at Auburn	81-79	W
J. 8 +OLE MISS	85-49	W
J. 12 +LSU	80-77	W
J. 15 +ALABAMA	63-65	L
J. 22 +at Georgia	73-82	L
J. 24 +at Tennessee	59-68	L
J. 29 +VANDERBILT	102-77	W
J. 31 +KENTUCKY	85-92	L
F. 5 +at Ole Miss	67-82	L
F. 7 +at LSU	66-71	L
F. 12 +at Alabama	69-73	L
F. 19 +GEORGIA	98-69	W
F. 21 +TENNESSEE	68-76	L
F. 26 +at Vanderbilt	66-68	L
F. 28 +at Kentucky	64-77	L
M. 5 +FLORIDA	72-79	L
M. 7 +AUBURN	89-75	W

# Old Dominion Classic - Norfolk, VA



Featuring future first-round NBA draft picks Wiley Peck (#54) and Rickey Brown (#23), the 1978-79 Bulldog edition broke a 16-year postseason tournament drought for Mississippi State by participating in the 1979 National Invitation Tournament.



# MSU ALL-TIME RESULTS



**RON GREENE**  
18-9 (1 Season)

In his only basketball campaign at Mississippi State University, Ron Greene guided the 1977-78 Bulldog contingent to an 18-9 overall record and second-place SEC finish with a 13-5 league mark.

## 1977-78

**18-9: 13-5 SEC**

**Coach: Ron Greene**

N. 26 BISCAYNE	95-78	W
N. 28 Arkansas (@ Little Rock)	61-94	L
D. 3 at Texas	69-81	L
D. 5 NORTHEAST LOUISIANA	78-89	L
D. 7 BIRMINGHAM-SOUTHERN	81-55	W
D. 10 MANSFIELD STATE	74-54	W
D. 19 Southern Mississippi (@ Biloxi)	82-79	W
D. 29 Syracuse#	66-76	L
D. 30 Vermont#	79-50	W
J. 2 +LSU	84-82	W
J. 4 +OLE MISS	73-48	W
J. 8 +at Alabama	59-76	L
J. 14 +at Georgia	57-44	W
J. 16 +at Tennessee	70-68	W
J. 21 +KENTUCKY	65-75	L
J. 23 +VANDERBILT	79-73	W
J. 28 +at Florida	78-74	W
J. 30 +at Auburn	74-85	L
F. 4 +ALABAMA	69-60	W
F. 11 +GEORGIA	68-45	W
F. 13 +TENNESSEE	62-60	W
F. 18 +at Kentucky	56-58	L
F. 20 +at Vanderbilt	55-48	W
F. 25 +FLORIDA	70-51	W
F. 27 +AUBURN	83-82	W
M. 4 +at LSU	68-67	W
M. 6 +at Ole Miss	60-61	L

# Lobo Invitational - Albuquerque, NM



**JIM HATFIELD**  
40-42 (3 Seasons)

Having spent three seasons at the Bulldog basketball helm, Jim Hatfield directed the 1978-79 Mississippi State squad to the school's first post-season tournament appearance in 16 years with a berth in the National Invitation Tournament.

## 1978-79

**19-9: 11-7 SEC**

**Coach: Jim Hatfield**

N. 30 SOUTH ALABAMA	86-78	W
D. 2 AUBURN-MONTGOMERY	90-68	W
D. 4 SOUTHERN MISSISSIPPI	87-78	W
D. 7 at Memphis State	93-64	W
D. 9 MIDDLE TENNESSEE STATE	85-50	W
D. 18 Iowa State (@ Jackson)	80-70	W
D. 28 Oral Roberts#	91-69	W
D. 29 at Louisville#	80-73	W
J. 3 +at Alabama	65-87	L
J. 6 +at Georgia	67-69	L
J. 8 +at Tennessee	72-62	W
J. 11 +OLE MISS	101-92	W
J. 13 +VANDERBILT	74-68	W
J. 15 +KENTUCKY	63-61	W
J. 20 +at Florida	75-77	L
J. 22 +at Auburn	74-72	W
J. 27 +ALABAMA	67-68	L
F. 3 +GEORGIA	86-62	W
F. 5 +TENNESSEE	90-84	W
F. 8 +LSU	48-52	L
F. 10 +at Vanderbilt	68-70	L
F. 12 +at Kentucky	65-80	L

F. 17 +FLORIDA	80-64	W
F. 19 +AUBURN	73-66	W
F. 22 +at Ole Miss	68-64	W
F. 24 +at LSU	65-57	W
F. 28 Georgia*	72-75	L
M. 8 ALCORN STATES\$	78-80	L

# Louisville Holiday Classic - Louisville, KY  
\* SEC Tournament - Birmingham, AL  
\$ National Invitation Tournament

## 1979-80

**13-14: 7-11 SEC**

**Coach: Jim Hatfield**

N. 30 Cincinnati#	87-72	W
D. 1 Alcorn State#	83-80	W
D. 6 +VANDERBILT	OT 110-106	W
D. 8 MOREHEAD STATE	84-62	W
D. 15 +at Florida	90-72	W
D. 18 at Iowa State	84-63	W
D. 21 Iowa@	62-81	L
D. 22 Pacific@	65-63	W
D. 27 Alcorn State%	75-82	L
D. 28 Rider%	72-64	W
J. 2 +ALABAMA	80-66	W
J. 5 +at LSU	58-80	L
J. 9 +GEORGIA	88-75	W
J. 12 +at Auburn	67-77	L
J. 17 +TENNESSEE	61-70	L
J. 19 +at Ole Miss	64-75	L
J. 23 +KENTUCKY	67-89	L
J. 26 +at Vanderbilt	74-92	L
J. 30 +at Alabama	68-80	L
F. 2 +LSU	63-75	L
F. 6 +at Georgia	62-56	W
F. 9 +AUBURN	76-72	W
F. 13 +at Tennessee	73-85	L
F. 16 +OLE MISS	66-73	L
F. 20 +at Kentucky	65-71	L
F. 23 +FLORIDA	90-73	W
F. 28 Alabama*	75-76	L

# Babe McCarthy Tip-Off Tournament - Biloxi, MS  
@ Dayton Invitational - Dayton, OH  
% Senior Bowl Tournament - Mobile, AL  
\* SEC Tournament - Birmingham, AL

## 1980-81

**8-19: 3-15 SEC**

**Coach: Jim Hatfield**

D. 3 VIRGINIA TECH	68-61	W
D. 6 +FLORIDA	89-68	W
D. 13 TROY STATE	68-52	W
D. 15 Southern Mississippi (@ Jackson)	53-68	L
D. 17 TENNESSEE-MARTIN	87-62	W
D. 19 Southwestern Louisiana#	75-71	W
D. 20 at Fresno State#	45-58	L
D. 29 Portland@	46-45	W
D. 30 at Nevada-Las Vegas@	67-75	L
J. 3 +at Vanderbilt	61-79	L
J. 7 +ALABAMA	69-80	L
J. 10 +LSU	69-81	L
J. 14 +at Georgia	64-66	L
J. 17 +AUBURN	69-61	W
J. 21 +at Tennessee	57-81	L
J. 24 +OLE MISS	OT 52-59	L
J. 28 +at Kentucky	64-71	L
J. 31 +VANDERBILT	69-68	W
F. 4 +at Alabama	79-91	L
F. 7 +at LSU	89-94	L
F. 11 +GEORGIA	OT 65-68	L
F. 14 +at Auburn	55-66	L
F. 18 +TENNESSEE	70-73	L
F. 21 +at Ole Miss	61-72	L
F. 25 +KENTUCKY	74-78	L
F. 28 +at Florida	71-81	L
M. 4 Vanderbilt*	58-71	L

# Sun Met Classic - Fresno, CA  
@ Holiday Classic - Las Vegas, NV  
\* SEC Tournament - Birmingham, AL



**BOB BOYD**  
58-87 (5 Seasons)

After a very successful coaching stint at the University of Southern California, Bob Boyd served as the Bulldogs' head coach for five seasons (1982-86) before being succeeded at the MSU helm by his good friend Richard Williams in 1986.

## 1981-82

**8-19: 3-15 SEC**

**Coach: Bob Boyd**

N. 27 AUBURN-MONTGOMERY	68-43	W
N. 29 +at Florida	62-70	L
D. 1 BIRMINGHAM-SOUTHERN	71-46	W
D. 5 UT-CHATTANOOGA	69-57	W
D. 7 MEMPHIS STATE	OT 48-47	W
D. 12 TENNESSEE-MARTIN	41-65	L
D. 18 at Houston#	49-96	L
D. 19 Clemson#	32-59	L
D. 22 at Virginia Tech	53-75	L
J. 2 +VANDERBILT	53-66	L
J. 6 +ALABAMA	53-71	L
J. 9 +at LSU	56-78	L
J. 13 +GEORGIA	20-26	L
J. 16 +at Auburn	49-62	L
J. 20 +TENNESSEE	44-54	L
J. 23 +at Ole Miss	30-54	L
J. 27 +KENTUCKY	56-51	W
J. 30 +at Vanderbilt	33-31	W
F. 3 +at Alabama	63-66	L
F. 6 +LSU	43-57	L
F. 10 +at Georgia	49-71	L
F. 13 +AUBURN	59-45	W
F. 17 +at Tennessee	48-50	L
F. 20 +OLE MISS	33-47	L
F. 24 +at Kentucky	54-71	L
F. 27 +FLORIDA	65-56	W
M. 3 Auburn*	OT 36-38	L

# Kettle Classic - Houston, TX  
\* SEC Tournament - Lexington, KY



A school-record three Mississippi State players were chosen in the 1983 NBA Draft, as (L-R) Terry Lewis, Kalpatrick Wells and Jeff Malone all went in the first four rounds.

# MSU ALL-TIME RESULTS

## 1982-83 17-12: 9-9 SEC

**Coach: Bob Boyd**

N. 29 SOUTHERN MISSISSIPPI	81-58	W
D. 1 at Houston	65-74	L
D. 4 NORTHWESTERN STATE	97-59	W
D. 6 FLORIDA INTERNATIONAL	102-66	W
D. 11 NORTH ALABAMA	80-49	W
D. 17 Alabama-Birmingham#	67-47	W
D. 18 at Tennessee-Chattanooga#	54-62	L
D. 28 at Tulane@	51-47	W
D. 29 Southwestern Louisiana@	65-56	W
J. 3 +at Auburn	66-77	L
J. 5 +at Florida	62-60	W
J. 8 +VANDERBILT	64-48	W
J. 10 +KENTUCKY	OT 53-59	L
J. 15 +at Tennessee	OT 75-74	W
J. 17 +at Georgia	59-75	L
J. 22 +OLE MISS	61-67	L
J. 24 +LSU	80-65	W
J. 31 +ALABAMA	78-69	W
F. 5 +at Vanderbilt	60-63	L
F. 8 +at Kentucky	67-88	L
F. 12 +TENNESSEE	75-66	W
F. 15 +GEORGIA	73-64	W
F. 19 +at Ole Miss	OT 67-69	L
F. 21 +at LSU	73-86	L
F. 26 +at Alabama	58-83	L
M. 3 +AUBURN	69-53	W
M. 5 +FLORIDA	73-62	W
M. 11 Vanderbilt*	76-61	W
M. 12 Alabama*	50-51	L

# Krystal Classic - Chattanooga, TN  
@ Sugar Bowl Classic - New Orleans, LA  
\* SEC Tournament - Birmingham, AL

## 1983-84 9-19: 4-14 SEC

**Coach: Bob Boyd**

N. 28 BIRMINGHAM-SOUTHERN	47-40	W
N. 30 HOUSTON	62-68	L
D. 3 TROY STATE	77-49	W
D. 6 at Southern Mississippi	48-55	L
D. 10 at Memphis State	50-49	W
D. 13 ALABAMA-BIRMINGHAM	53-55	L
D. 17 NORTH ALABAMA	70-64	W
D. 22 +AUBURN	55-73	L
D. 29 Memphis State#	42-43	L
D. 30 at Southern California#	57-55	W
J. 4 +FLORIDA	55-56	L
J. 7 +at Vanderbilt	54-67	L
J. 11 +at Kentucky	42-51	L
J. 14 +TENNESSEE	OT 63-56	W
J. 16 +GEORGIA	52-54	L
J. 21 +at Ole Miss	64-56	W
J. 23 +at LSU	64-80	L
J. 28 +at Alabama	57-74	L
F. 2 +VANDERBILT	54-57	L
F. 6 +KENTUCKY	58-77	L
F. 11 +at Tennessee	42-45	L
F. 13 +at Georgia	45-69	L
F. 18 +OLE MISS	70-51	W
F. 20 +LSU	70-85	L
F. 26 +ALABAMA	74-70	W
M. 1 +at Auburn	53-68	L
M. 3 +at Florida	59-60	L
M. 7 Georgia*	49-52	L

# Winston Tire Classic - Los Angeles, CA  
\* SEC Tournament - Nashville, TN

## 1984-85 13-15: 9-9 SEC

**Coach: Bob Boyd**

N. 27 JACKSON STATE	77-46	W
D. 1 DELTA STATE	76-58	W
D. 5 at Kansas State	58-67	L
D. 8 SOUTHEAST MISSOURI STATE	63-56	W
D. 11 SOUTHERN MISSISSIPPI	71-53	W
D. 15 MEMPHIS STATE	59-68	L
D. 17 at Alabama-Birmingham	63-65	L
D. 28 Purdue#	46-77	L
D. 29 Wake Forest#	65-67	L
J. 3 +at Alabama	71-67	W
J. 5 +LSU	83-69	W
J. 9 +GEORGIA	65-64	W
J. 12 +at Auburn	53-62	L
J. 16 +at Kentucky	57-58	L

J. 19 +OLE MISS	61-44	W
J. 23 +TENNESSEE	82-66	W
J. 26 +at Vanderbilt	71-70	W
J. 30 +at Florida	57-72	L
F. 2 +ALABAMA	48-46	W
F. 6 +at LSU	65-80	L
F. 9 +at Georgia	74-79	L
F. 13 +AUBURN	82-65	W
F. 16 +KENTUCKY	82-69	W
F. 20 +at Ole Miss	50-53	L
F. 23 +at Tennessee	64-79	L
F. 27 +VANDERBILT	71-81	L
M. 2 +FLORIDA	63-69	L
M. 7 Alabama*	31-42	L

# Sun Bowl Classic - El Paso, TX  
\* SEC Tournament - Birmingham, AL

## 1985-86 8-22: 3-15 SEC

**Coach: Bob Boyd**

N. 25 at McNeese State	67-76	L
N. 30 Jackson State (@ Jackson)	77-62	W
D. 7 MISSISSIPPI COLLEGE	74-64	W
D. 10 DELTA STATE	53-56	L
D. 14 KANSAS STATE	58-63	L
D. 17 UT-CHATTANOOGA	47-48	L
D. 21 at Wichita State	57-64	L
D. 27 San Jose State#	75-65	W
D. 28 Indiana#	43-74	L
J. 2 +ALABAMA	OT 62-71	L
J. 4 +at LSU	84-90	L
J. 8 +at Georgia	55-72	L
J. 11 +AUBURN	56-72	L
J. 15 +KENTUCKY	52-64	L
J. 18 +at Ole Miss	56-57	L
J. 22 +at Tennessee	51-69	L
J. 25 +VANDERBILT	64-60	W
J. 29 +FLORIDA	64-73	L
F. 1 +at Alabama	54-72	L
F. 5 +LSU	62-68	L
F. 8 +GEORGIA	61-62	L
F. 12 +at Auburn	64-69	L
F. 15 +at Kentucky	62-88	L
F. 19 +OLE MISS	48-43	W
F. 22 +TENNESSEE	57-49	W
F. 26 +at Vanderbilt	65-77	L
M. 1 +at Florida	58-76	L
M. 5 Vanderbilt*	62-54	W
M. 6 Auburn*	65-63	W
M. 7 Alabama*	65-77	L

# Hoosier Classic - Indianapolis, IN  
\* SEC Tournament - Lexington, KY



**RICHARD WILLIAMS**  
191-136 (12 Seasons)

Richard Williams, a 1967 MSU alumnus, retired from his alma mater in March 1998 as the school's all-time winningest basketball coach (191-163) after guiding the Bulldogs to five postseason tournament appearances, including a 1996 Final Four berth.

J. 25 +LSU	50-52	L
J. 28 +VANDERBILT	57-76	L
J. 31 +at Kentucky	36-50	L
F. 4 +ALABAMA	55-76	L
F. 7 +FLORIDA	56-84	L
F. 12 +at Auburn	45-59	L
F. 14 +at Ole Miss	65-79	L
F. 18 +GEORGIA	64-63	W
F. 21 +TENNESSEE	62-60	W
F. 25 +at LSU	46-55	L
F. 28 +at Vanderbilt	58-66	L
M. 5 LSU*	54-68	L

# Far West Classic - Portland, OR  
\* SEC Tournament - Atlanta, GA

## 1987-88 14-15: 6-12 SEC

**Coach: Richard Williams**

N. 28 CHRISTIAN BROTHERS	93-78	W
D. 2 at Rice	72-68	W
D. 5 WESTERN NEW MEXICO	86-56	W
D. 9 EAST TENNESSEE STATE	86-59	W
D. 12 MERCER	66-50	W
D. 16 McNeese State (@ Jackson)	76-66	W
D. 19 at Southeastern Louisiana	60-51	W
D. 27 at Hawaii#	68-55	W
D. 29 Arizona State#	69-70	L
D. 30 Louisville#	62-86	L
J. 6 +at Kentucky	52-93	L
J. 9 +ALABAMA	59-56	W
J. 13 +FLORIDA	45-55	L
J. 16 +at Auburn	57-65	L
J. 20 +at Ole Miss	52-61	L
J. 23 +GEORGIA	80-72	W
J. 27 +TENNESSEE	48-63	L
J. 30 +at LSU	49-47	W
F. 3 +at Vanderbilt	66-82	L
F. 6 +KENTUCKY	59-83	L
F. 10 +at Alabama	48-61	L
F. 13 +at Florida	52-69	L
F. 17 +AUBURN	61-77	L
F. 20 +OLE MISS	67-57	W
F. 24 +at Georgia	35-49	L
F. 27 +at Tennessee	62-64	L
M. 2 +LSU	62-60	W
M. 5 +VANDERBILT	73-68	W
M. 10 Georgia*	43-64	L

# Rainbow Classic - Honolulu, HI  
\* SEC Tournament - Baton Rouge, LA



Richard Williams put MSU on the map with a Final Four showing in 1996.



# MSU ALL-TIME RESULTS



## 1988-89 13-15: 7-11 SEC

**Coach: Richard Williams**

N. 28 RICE	63-61	W
D. 1 SOUTHEASTERN LOUISIANA	113-61	W
D. 6 at East Tennessee State	82-91	L
D. 10 Mercer (@ Albany, GA)	74-63	W
D. 13 NEW ORLEANS	76-65	W
D. 17 at Texas Christian	65-66	L
D. 20 EAST CAROLINA	88-79	W
D. 28 DePaul#	60-62	L
D. 29 Virginia#	86-84	W
J. 4 +at LSU	87-84	W
J. 7 +TENNESSEE	85-86	L
J. 11 +AUBURN	69-56	W
J. 14 +at Alabama	80-97	L
J. 19 +GEORGIA	68-79	L
J. 21 +at Florida	57-81	L
J. 25 +at Ole Miss	65-75	L
J. 28 +VANDERBILT	70-81	L
F. 1 +at Kentucky	61-73	L
F. 4 +LSU	96-79	W
F. 8 +at Tennessee	71-81	L
F. 11 +at Auburn	68-70	L
F. 15 +ALABAMA	OT 61-57	W
F. 18 +at Georgia	OT 86-85	W
F. 22 +FLORIDA	69-78	L
F. 25 +OLE MISS	74-69	W
M. 1 +at Vanderbilt	58-77	L
M. 4 +KENTUCKY	68-67	W
M. 9 Georgia*	68-83	L

# USF&G Sugar Bowl Classic - New Orleans, LA  
\* SEC Tournament - Knoxville, TN

## 1989-90 16-14: 7-11 SEC

**Coach: Richard Williams**

N. 24 Northeast Louisiana#	75-68	W
N. 25 at Centenary#	96-80	W
N. 29 CENTENARY	112-74	W
D. 4 +at Kentucky	97-102	L
D. 7 CHRISTIAN BROTHERS	86-51	W
D. 16 at New Orleans	62-55	W
D. 19 at East Carolina	72-63	W
D. 29 Delaware@	66-65	W
D. 30 at Connecticut@	68-84	L
J. 4 +LSU	OT 87-80	W
J. 6 +at Tennessee	77-82	L
J. 10 +at Auburn	71-93	L
J. 13 +ALABAMA	57-62	L
J. 17 +at Georgia	69-83	L
J. 20 +FLORIDA	98-73	W
J. 24 +OLE MISS	4OT 104-102	W
J. 27 +at Vanderbilt	68-81	L
J. 31 +KENTUCKY	OT 87-86	W
F. 5 +at LSU	68-86	L
F. 7 +TENNESSEE	OT 83-84	L
F. 10 +AUBURN	74-77	L
F. 13 +at Alabama	86-74	W
F. 17 +GEORGIA	74-82	L
F. 21 +at Florida	79-54	W
F. 24 +at Ole Miss	67-75	L
F. 28 +VANDERBILT	83-68	W
M. 3 TEXAS CHRISTIAN	64-60	W
M. 9 Alabama*	44-59	L
M. 15 BAYLOR\$	84-75	W
M. 19 at New Orleans\$	60-65	L

# Century Cellunet Classic - Shreveport, LA  
@ Connecticut Mutual Classic - Hartford, CT  
\* SEC Tournament - Orlando, FL  
\$ National Invitation Tournament

## 1990-91 20-9: 13-5 SEC

**Coach: Richard Williams**  
**SEC Co-CHAMPIONS**

N. 26 TENNESSEE TECH	109-76	W
N. 30 at Tennessee-Chattanooga	76-70	W
D. 4 at Jacksonville	79-65	W
D. 8 BALL STATE	86-72	W
D. 11 EASTERN KENTUCKY	94-67	W
D. 18 ALCORN STATE	120-65	W
D. 22 at Drake	OT 82-80	W
D. 27 Ohio State#	80-82	L
D. 28 Miami, Fla.#	67-74	L
J. 2 +at Tennessee	70-65	W
J. 6 +OLE MISS	OT 84-80	W
J. 9 +at Kentucky	70-89	L

J. 12 +VANDERBILT	85-62	W
J. 16 +GEORGIA	73-81	L
J. 19 +at Florida	82-85	L
J. 23 +ALABAMA	68-59	W
J. 26 +at Auburn	84-64	W
J. 30 +at LSU	82-79	W
F. 2 +TENNESSEE	95-68	W
F. 6 +at Vanderbilt	70-91	L
F. 9 +KENTUCKY	83-82	W
F. 13 +at Ole Miss	84-77	W
F. 16 +at Georgia	70-64	W
F. 20 +FLORIDA	81-67	W
F. 23 +at Alabama	72-97	L
F. 27 +AUBURN	94-76	W
M. 2 +LSU	76-73	W
M. 8 Tennessee*	70-87	L
M. 15 Eastern Michigan\$	56-76	L


# Eastern Airlines Palm Beach Cl. - W. Palm Beach, FL  
\* SEC Tournament - Nashville, TN  
\$ NCAA East Regional - Syracuse, NY

## 1991-92 15-13: 7-9 SEC

**Coach: Richard Williams**

N. 22 TENNESSEE-CHATTANOOGA	73-85	L
N. 27 TENNESSEE-MARTIN	86-54	W
N. 29 Prairie View A&M#	97-52	W
N. 30 at Southwestern Louisiana#	OT 86-77	W
D. 3 at Ball State	52-81	L
D. 10 DRAKE	79-50	W
D. 14 JACKSONVILLE	77-74	W
D. 16 at Eastern Kentucky	87-68	W
D. 19 +at Vanderbilt	74-71	W
D. 21 at Tennessee Tech	90-84	W
D. 30 SAMFORD	72-48	W
J. 4 +ALABAMA	64-78	L
J. 11 +OLE MISS	84-72	W
J. 15 +at Arkansas	78-99	L
J. 18 +LSU	70-83	L
J. 22 at Austin Peay State	97-103	L
J. 25 +at South Carolina	60-57	W
J. 29 +at Auburn	75-72	W
F. 5 +GEORGIA	75-66	W
F. 8 +at Florida	66-87	L
F. 12 +TENNESSEE	94-76	W
F. 19 +KENTUCKY	84-89	L
F. 22 +at Ole Miss	78-86	L
F. 26 +at Alabama	69-79	L
F. 29 +ARKANSAS	76-84	L
M. 4 +AUBURN	77-70	W
M. 7 +at LSU	80-89	L
M. 12 Vanderbilt*	55-77	L

# Louisiana Classics Tip-Off - Lafayette, LA  
\* SEC Tournament - Birmingham, AL



All-SEC forwards Greg Carter (left) and Cameron Burns led MSU to its first back-to-back post-season berths in 1990 and 1991.

## 1992-93 13-16: 5-11 SEC

**Coach: Richard Williams**

D. 1 AUSTIN PEAY STATE	80-73	W
D. 4 Long Island#	61-52	W
D. 5 at Iowa#	54-69	L
D. 9 at Alabama-Birmingham	68-73	L
D. 17 NORTHEAST MISSOURI STATE	75-48	W
D. 20 Florida International@	58-51	W
D. 21 Southern Illinois@	64-76	L
D. 22 Eastern Michigan@	74-58	W
D. 29 BIRMINGHAM-SOUTHERN	75-71	W
J. 3 +AUBURN	77-71	W
J. 5 TENNESSEE TECH	110-65	W
J. 9 +at Georgia	73-86	L
J. 13 +LSU	OT 76-84	L
J. 16 +at Tennessee	75-92	L
J. 20 +at Ole Miss	53-69	L
J. 23 +ALABAMA	66-53	W
J. 25 NORTHEAST LOUISIANA	75-67	W
J. 27 +ARKANSAS	OT 80-76	W
F. 3 +at Kentucky	63-87	L
F. 6 +OLE MISS	53-56	L
F. 10 +at LSU	66-92	L
F. 13 +SOUTH CAROLINA	83-63	W
F. 17 +at Auburn	77-83	L
F. 20 +at Arkansas	58-115	L
F. 23 at Missouri-Kansas City	OT 87-89	L
F. 27 +VANDERBILT	39-80	L
M. 3 +FLORIDA	78-71	W
M. 6 +at Alabama	80-92	L
M. 11 Georgia*	56-87	L

# Amana-Hawkeye Classic - Iowa City, IA  
@ San Juan Shootout - San Juan, PR  
\* SEC Tournament - Lexington, KY

## 1993-94 18-11: 9-7 SEC

**Coach: Richard Williams**

N. 30 TROY STATE	118-83	W
D. 4 SOUTHERN MISSISSIPPI	62-58	W
D. 7 ALABAMA-BIRMINGHAM	OT 63-66	L
D. 11 SOUTHEASTERN LOUISIANA	81-55	W
D. 18 Tulane#	82-78	W
D. 21 at Northeast Louisiana	73-67	W
D. 28 Villanova@	82-90	L
D. 29 Northern Arizona@	85-64	W
J. 5 +TENNESSEE	80-66	W
J. 9 +at Ole Miss	81-69	W
J. 12 +at Auburn	OT 91-86	W
J. 15 +GEORGIA	67-60	W
J. 19 +ARKANSAS	72-71	W
J. 22 +KENTUCKY	70-86	L
J. 26 +at LSU	66-52	W
J. 29 +at Alabama	69-70	L
F. 2 MISSOURI-KANSAS CITY	83-61	W
F. 5 +at Florida	75-84	L
F. 8 FLORIDA TECH	95-61	W
F. 12 +OLE MISS	72-52	W
F. 16 +at Vanderbilt	67-84	L
F. 19 +AUBURN	65-76	L
F. 23 +at South Carolina	73-72	W
F. 26 +LSU	86-66	W
M. 2 +ALABAMA	49-60	L
M. 5 +at Arkansas	62-80	L
M. 10 Tennessee*	73-69	W
M. 11 Kentucky*	76-95	L
M. 17 at Kansas State\$	67-78	L


# Cellular South Miss. Beach Shootout - Biloxi, MS  
@ Arizona State-Tribune Classic - Tempe, AZ  
\* SEC Tournament - Memphis, TN  
\$ National Invitation Tournament

2010-11 BULLDOG BASKETBALL

# MSU ALL-TIME RESULTS

1994-95		22-8: 12-4 SEC	1995-96	26-8: 10-6 SEC	1996-97	12-18: 6-10 SEC
<b>Coach: Richard Williams</b>			<b>Coach: Richard Williams</b>		<b>Coach: Richard Williams</b>	
<b>SEC WEST Co-CHAMPIONS</b>			<b>SEC WEST &amp; TOURNAMENT CHAMPIONS</b>			
N. 28 SOUTHEASTERN LOUISIANA	106-67 W		N. 25 SOUTHEASTERN LOUISIANA	121-78 W	N. 23 NORTHWESTERN STATE	78-61 W
D. 2 Colgate#	80-76 W		N. 28 UNC WILMINGTON	77-54 W	N. 26 SOUTHEASTERN LOUISIANA	77-63 W
D. 3 at Montana#	90-85 W		D. 2 BRIGHAM YOUNG	79-74 W	N. 30 JAMES MADISON	72-75 L
D. 6 at Brigham Young	2OT 68-74 L		D. 5 TROY STATE	123-73 W	D. 3 Wake Forest#	43-74 L
D. 10 NORTHEAST LOUISIANA	70-56 W		D. 9 ARKANSAS-LITTLE ROCK	68-70 L	D. 8 George Washington@	36-57 L
D. 17 Southern Mississippi@	64-66 L		D. 16 at Southern Mississippi	OT 72-69 W	D. 9 California@	45-78 L
D. 27 St. Joseph's%	76-66 W		D. 19 at Northeast Louisiana	66-60 W	D. 14 LOYOLA (NEW ORLEANS)	98-32 W
D. 28 Wyoming%	61-57 W		D. 29 Oregon State#	76-62 W	D. 17 TEXAS SOUTHERN	95-64 W
J. 3 +SOUTH CAROLINA	71-56 W		D. 30 Nebraska#	69-66 W	D. 19 OLD DOMINION	80-73 W
J. 7 +at Georgia	60-59 W		J. 3 +at LSU	77-64 W	D. 21 at UNC Wilmington	54-71 L
J. 11 +at Arkansas	74-79 L		J. 6 +at Florida	69-66 W	D. 30 Bowling Green State%	59-75 L
J. 14 +OLE MISS	94-52 W		J. 9 +KENTUCKY	56-74 L	D. 31 Fresno State%	62-60 W
J. 16 NORTHWESTERN STATE	98-58 W		J. 13 +ALABAMA	55-56 L	J. 1 Old Dominion%	OT 71-72 L
J. 21 +at Alabama	64-68 L		J. 17 +OLE MISS	53-47 W	J. 4 +LSU	69-66 W
J. 25 +LSU	73-60 W		J. 20 +at Arkansas	68-80 L	J. 7 +at Kentucky	61-90 L
J. 30 NICHOLLS STATE	81-65 W		J. 24 +at South Carolina	69-77 L	J. 11 +SOUTH CAROLINA	65-73 L
F. 1 +FLORIDA	70-47 W		J. 27 +TENNESSEE	60-59 W	J. 15 +OLE MISS	75-64 W
F. 4 +ARKANSAS	83-62 W		J. 31 +GEORGIA	76-73 W	J. 21 +at Arkansas	64-98 L
F. 8 +at LSU	67-61 W		F. 4 +at Auburn	OT 78-75 W	J. 25 +VANDERBILT	60-53 W
F. 11 +AUBURN	69-70 L		F. 6 +ARKANSAS	78-63 W	J. 29 +at LSU	68-60 W
F. 14 +at Kentucky	76-71 W		F. 10 at Oklahoma	76-71 W	F. 1 +ALABAMA	64-51 W
F. 18 +at Tennessee	60-52 W		F. 17 +at Ole Miss	64-71 L	F. 5 +at Auburn	68-81 L
F. 22 +VANDERBILT	76-48 W		F. 21 +LSU	88-77 W	F. 8 +at Georgia	54-56 L
F. 25 +at Ole Miss	46-42 W		F. 24 +at Alabama	73-65 W	F. 12 +FLORIDA	69-72 L
M. 1 +at Auburn	69-76 L		F. 28 +at Vanderbilt	64-69 L	F. 15 +at Tennessee	53-54 L
M. 4 +ALABAMA	71-67 W		M. 2 +AUBURN	67-51 W	F. 19 +at Ole Miss	61-84 L
M. 10 Florida*	64-80 L		M. 8 Auburn*	69-58 W	F. 23 +ARKANSAS	93-77 W
M. 17 Santa Clara (@ Boise, ID)\$	75-67 W		M. 9 Georgia*	86-68 W	F. 26 +AUBURN	64-68 L
M. 19 Utah (@ Boise, ID)\$	78-64 W		M. 10 Kentucky*	84-73 W	M. 1 +at Alabama	49-78 L
M. 23 UCLA (@ Oakland, CA)\$	67-86 L		M. 14 VCU (@ Indianapolis, IN)\$	58-51 W	M. 6 *Vanderbilt	OT 67-73 L
# Missoulian/Coca-Cola Classic XV - Missoula, MT			M. 16 Princeton (@ Indianapolis, IN)\$	63-41 W	# DIRECTV Great Eight - Chicago, IL	
@ Cellular South Shootout - Biloxi, MS			M. 22 Connecticut (@ Lexington, KY)\$	60-55 W	@ Franklin National Bank Classic - Landover, MD	
% MiniMart/Gatorade Wyoming Cowboy Shootout - Casper, WY			M. 24 Cincinnati (@ Lexington, KY)\$	73-63 W	% Puerto Rico Holiday Classic - San Juan, PR	
* SEC Tournament - Atlanta, GA			M. 30 Syracuse (@ E. Rutherford, NJ)!	69-77 L	* SEC Tournament - Memphis, TN	
\$ NCAA West Regional			# Ford Far West Classic - Portland, OR			
			* SEC Tournament - New Orleans, LA			
			\$ NCAA Southeast Regional			
			! NCAA Final Four			

## 1995-96 NCAA FINAL FOUR (26-8)



The most decorated basketball team in Mississippi State history, the 1995-96 Bulldogs claimed the SEC's Western Division championship and captured the school's first-ever SEC Tournament title in New Orleans, La., en route to advancing to the NCAA Final Four at the Meadowlands in East Rutherford, N.J.

1997-98		15-15: 4-12 SEC
<b>Coach: Richard Williams</b>		
N. 15 CENTENARY	64-40 W	
N. 18 TEXAS-PAN AMERICAN	90-60 W	
N. 21 Alaska Fairbanks#	2OT 66-64 W	
N. 22 Gonzaga#	68-70 L	
N. 23 Southwest Missouri State#	79-68 W	
N. 26 TENNESSEE TECH	83-57 W	
N. 29 NORTHWESTERN STATE	84-73 W	
D. 6 OKLAHOMA	OT 67-65 W	
D. 16 at James Madison	73-69 W	
D. 18 at Old Dominion	62-57 W	
D. 20 Tenn.-Martin (@ Tupelo, MS)	80-60 W	
D. 27 St. Joseph's@	58-65 L	
D. 28 Penn State@	58-57 W	
J. 3 +at Alabama	56-52 W	
J. 7 +at Arkansas	70-83 L	
J. 10 +KENTUCKY	71-77 L	
J. 17 +at Vanderbilt	73-77 L	
J. 21 +GEORGIA	69-64 W	
J. 24 +at Ole Miss	2OT 77-81 L	
J. 28 +AUBURN	66-69 L	
J. 31 +ARKANSAS	73-76 L	
F. 4 +at Florida	OT 78-82 L	
F. 7 +at Auburn	OT 66-68 L	
F. 11 +LSU	85-48 W	
F. 14 +at South Carolina	65-76 L	
F. 17 +TENNESSEE	63-87 L	
F. 21 +OLE MISS	78-82 L	
F. 25 +ALABAMA	70-85 L	
F. 28 +at LSU	63-62 W	
M. 5 Georgia*	76-79 L	
# Can You Score Top of the World Classic - Fairbanks, AK		
@ Sierra Providence Sun Classic - El Paso, TX		
* SEC Tournament - Atlanta, GA		



# MSU ALL-TIME RESULTS



**RICK STANSBURY**  
255-140 (12 Seasons)

Following an eight-year stint as an MSU assistant and being promoted to head coach in 1998, Rick Stansbury has guided the Bulldogs to 10 postseason tournaments in his first 12 seasons and enters the 2010-11 campaign as MSU's all-time winningest coach.

## 1998-99 20-13: 8-8 SEC

**Coach: Rick Stansbury**

N. 17 Ark.-Pine Bluff (@ Jackson, MS)	105-53	W
N. 21 Northwestern St. (@ Tupelo, MS)	75-46	W
N. 25 BELMONT	66-65	W
N. 28 TENNESSEE-MARTIN	85-67	W
N. 30 SAM HOUSTON STATE	80-67	W
D. 2 JACKSONVILLE STATE	73-54	W
D. 8 CENTENARY	59-54	W
D. 12 SOUTHEASTERN LOUISIANA	97-60	W
D. 21 Southwestern Louisiana#	58-60	L
D. 22 Eastern Kentucky#	75-62	W
D. 28 Texas@	77-81	L
D. 29 Florida State@	58-69	L
D. 30 Southwestern Louisiana@	62-58	W
J. 2 +SOUTH CAROLINA	66-60	W
J. 6 +at Georgia	60-63	L
J. 9 +at Alabama	55-50	W
J. 13 +ARKANSAS	59-61	L
J. 16 +LSU	55-53	W
J. 20 +at Ole Miss	68-81	L
J. 23 +at Kentucky	49-76	L
J. 27 +at Auburn	54-64	L
J. 30 +FLORIDA	66-63	W
F. 3 +ALABAMA	79-50	W
F. 6 +at Tennessee	88-82	W
F. 10 +VANDERBILT	67-62	W
F. 13 +at Arkansas	62-82	L
F. 20 +OLE MISS	72-69	W
F. 24 +at LSU	63-74	L
F. 27 +AUBURN	73-76	L
M. 4 Vanderbilt*	76-58	W
M. 5 Tennessee*	62-56	W
M. 6 Arkansas*	OT 79-84	L
M. 10 at Colorado State\$	56-69	L
# Golden Bear Classic - Oakland, CA		
@ Outrigger Hotels Rainbow Classic - Honolulu, HI		
* SEC Tournament - Atlanta, GA		
\$ National Invitation Tournament		

## 1999-2000 14-16: 5-11 SEC

**Coach: Rick Stansbury**

N. 21 ALABAMA A&M	89-67	W
N. 23 ARKANSAS-PINE BLUFF	107-67	W
N. 26 Valparaiso#	59-68	L
N. 27 Rutgers#	69-74	L
N. 28 Northwestern#	70-65	W
D. 1 SOUTHEASTERN LOUISIANA	70-56	W
D. 4 WESTERN KENTUCKY	81-69	W
D. 7 SOUTH CAROLINA STATE	88-58	W
D. 11 CENTENARY	98-76	W
D. 21 Stanford@	56-76	L
D. 29 Idaho%	86-81	W
D. 30 at Montana State%	70-74	L
J. 5 +GEORGIA	71-59	W
J. 8 +at Alabama	OT 74-77	L
J. 12 +at Ole Miss	61-59	W
J. 16 +AUBURN	45-51	L
J. 19 at Jacksonville State	73-61	W
J. 22 +at Arkansas	73-83	L
J. 29 +at Auburn	57-73	L
F. 2 +LSU	68-66	W
F. 6 +TENNESSEE	81-88	L
F. 9 +at Vanderbilt	64-65	L
F. 12 +ARKANSAS	81-87	L
F. 16 +at South Carolina	67-68	L
F. 19 +at Florida	58-88	L
F. 23 +OLE MISS	80-67	W
F. 26 +at LSU	66-71	L
F. 29 +KENTUCKY	61-73	L
M. 4 +ALABAMA	92-70	W

- M. 9 Vanderbilt\* 53-76
- # USBWA Hoop & Quill Classic - St. Charles, MO
- @ Pete Newell Challenge - Oakland, CA
- % Holiday Stores/Touch America Cl. - Bozeman, MT
- \* SEC Tournament - Atlanta, GA

## 2000-01 18-13: 7-9 SEC

**Coach: Rick Stansbury**

N. 13 at California#	OT 76-83	L
N. 18 McNEESE STATE	83-74	W
N. 21 MISSISSIPPI VALLEY STATE	93-58	W
N. 30 ALABAMA A&M	102-60	W
D. 2 RICHMOND	72-83	L
D. 5 LOUISIANA TECH	68-63	W
D. 9 MONTANA STATE	81-63	W
D. 18 Southeastern La. (@ Southaven, MS)	78-58	W
D. 28 Louisiana-Lafayette@	90-80	W
D. 30 at Arizona@	75-74	W
J. 6 +ARKANSAS	87-73	W
J. 10 +FLORIDA	80-81	L
J. 13 +at Alabama	59-72	L
J. 17 TULANE	83-66	W
J. 20 +at Tennessee	79-84	L
J. 24 +LSU	73-82	L
J. 27 +OLE MISS	79-69	W
J. 31 +at Auburn	56-60	L
F. 3 +at Arkansas	72-83	L
F. 7 +ALABAMA	84-70	W
F. 10 +at Kentucky	57-76	L
F. 14 +at Ole Miss	48-51	L
F. 17 +AUBURN	85-74	W
F. 21 +VANDERBILT	80-63	W
F. 24 +at LSU	55-48	W
F. 28 +at Georgia	73-94	L
M. 3 +SOUTH CAROLINA	77-73	W
M. 8 South Carolina*	62-69	L
M. 14 SOUTHERN MISSISSIPPI\$	75-68	W
M. 19 at Pittsburgh\$	66-61	W
M. 21 TULSA\$	75-77	L

## 2001-02 27-8: 10-6 SEC

**Coach: Rick Stansbury**

N. 17 NICHOLLS STATE	95-59	W
N. 19 FLORIDA A&M	92-55	W
N. 21 ARKANSAS-LITTLE ROCK	93-81	W
N. 24 at Louisiana-Lafayette	79-71	W
N. 28 ALABAMA A&M	70-45	W
D. 2 SOUTH ALABAMA	73-66	W
D. 5 at Richmond	71-57	W
D. 8 ARKANSAS STATE	91-83	W
D. 15 UL Monroe (@ Southaven, MS)#	104-67	W
D. 16 Georgia State@	72-63	W
D. 20 Richmond#	74-72	W
D. 21 Cincinnati#	56-90	L
D. 22 Illinois-Chicago#	77-74	W
D. 29 at Tulane	77-66	W
J. 5 +KENTUCKY	OT 74-69	W
J. 8 +at Arkansas	64-75	L
J. 12 +at Ole Miss	59-66	L
J. 16 +TENNESSEE	OT 92-91	W
J. 19 +at Alabama	73-85	L
J. 26 +LSU	84-61	W
J. 30 +at Auburn	72-64	W
F. 2 +at Florida	48-76	L
F. 6 +GEORGIA	68-86	L
F. 9 +ALABAMA	76-62	W
F. 13 +at LSU	OT 65-68	L
F. 16 +AUBURN	89-53	W
F. 20 +at Vanderbilt	66-43	W
F. 23 +OLE MISS	61-59	W
F. 27 +ARKANSAS	89-83	W
M. 2 +at South Carolina	64-57	W
M. 8 Florida*	62-52	W
M. 9 LSU*	57-51	W
M. 10 Alabama*	61-58	W
M. 15 McNeese State (@ Dallas, TX)\$	70-58	W
M. 17 Texas (@ Dallas, TX)\$	64-68	L
# Las Vegas Classic - Las Vegas, NV		
@ Chick-fil-A Peach Bowl Cl. for Kids - Atlanta, GA		
* SEC Tournament - Atlanta, GA		
\$ NCAA Midwest Regional		

## 2002-03 21-10: 9-7 SEC

**Coach: Rick Stansbury**

N. 23 LOUISIANA-LAFAYETTE	76-79	L
N. 25 McNEESE STATE	81-65	W
N. 30 JACKSONVILLE	100-65	W
D. 2 ALABAMA A&M	100-58	W
D. 4 JACKSON STATE	71-56	W
D. 7 LOUISIANA TECH	78-38	W
D. 14 Xavier (@ New York, NY)	71-61	W
D. 18 Georgia State (@ Jackson, MS)	78-54	W
D. 28 Oklahoma#	54-45	W
D. 30 at South Alabama	85-74	W
J. 2 at UAB	68-52	W
J. 7 +FLORIDA	66-74	L
J. 11 +at LSU	72-85	L
J. 15 +at Alabama	OT 62-68	L
J. 22 +SOUTH CAROLINA	64-48	W
J. 25 +LSU	67-64	W
J. 29 +at Ole Miss	58-57	W
F. 1 +at Georgia	63-67	L
F. 5 +VANDERBILT	82-60	W
F. 8 +ARKANSAS	84-54	W
F. 15 +OLE MISS	OT 68-64	W
F. 19 +at Auburn	63-46	W
F. 23 +at Kentucky	62-70	L
F. 26 +ALABAMA	59-55	W
M. 1 +at Arkansas	51-53	L
M. 5 +at Tennessee	49-59	L
M. 8 +AUBURN	67-45	W
M. 14 Ole Miss*	73-64	W
M. 15 LSU*	76-61	W
M. 16 Kentucky*	57-64	L
M. 21 Butler\$	46-47	L
# Nokia Sugar Bowl Classic - New Orleans, LA		
* SEC Tournament - New Orleans, LA		
\$ NCAA East Regional - Birmingham, AL		

## 2003-04 26-4: 14-2 SEC

**Coach: Rick Stansbury**

N. 22 TENNESSEE-MARTIN	90-74	W
N. 26 SOUTH ALABAMA	71-62	W
N. 29 at Western Kentucky	81-75	W
D. 1 McNEESE STATE	92-69	W
D. 3 LOUISIANA-MONROE	76-52	W
D. 6 UAB	86-84	W
D. 13 XAVIER	82-70	W
D. 16 New Orleans (@ Tupelo, MS)	77-59	W
D. 20 at Santa Clara	OT 66-61	W
D. 27 at Tulane#	72-50	W
J. 3 at Arkansas-Little Rock	68-58	W
J. 7 +at Ole Miss	61-54	W
J. 10 +ARKANSAS	80-62	W
J. 13 +KENTUCKY	66-67	L
J. 17 +at LSU	64-54	W
J. 21 +at Florida	79-68	W
J. 24 +GEORGIA	71-58	W
J. 28 +TENNESSEE	82-60	W
J. 31 +at Auburn	73-68	W
F. 7 +OLE MISS	80-56	W
F. 11 +at South Carolina	OT 79-75	W
F. 14 +at Arkansas	77-70	W
F. 21 +ALABAMA	73-77	L
F. 25 +LSU	84-58	W
F. 28 +at Vanderbilt	72-69	W
M. 2 +AUBURN	105-91	W
M. 6 +at Alabama	OT 82-81	W
M. 12 Vanderbilt*	OT 70-74	L
M. 19 Monmouth\$	85-52	W
M. 21 Xavier\$	74-89	L
# Nokia Sugar Bowl Classic - New Orleans, LA		
* SEC Tournament - Atlanta, GA		
\$ NCAA Atlanta Regional - Orlando, FL		



# MSU ALL-TIME RESULTS

2004-05		23-11; 9-7 SEC	2006-07		21-14; 8-8 SEC	2008-09		23-13; 9-7 SEC
Coach: Rick Stansbury			Coach: Rick Stansbury			Coach: Rick Stansbury		
SEC OVERALL WEST CHAMPIONS			SEC WEST Co-CHAMPIONS			SEC TOURNAMENT CHAMPIONS		
N. 11 Fairfield#	53-49	W	N. 11 NICHOLLS	90-55	W	N. 15 CENTENARY	77-55	W
N. 12 at Birmingham-Southern#	55-48	W	N. 13 LOYOLA MARYMOUNT	61-37	W	N. 17 LOUISIANA-MONROE	78-49	W
N. 18 Syracuse@	58-71	L	N. 18 WINTHROP	63-74	L	N. 19 NORTH ALABAMA	102-61	W
N. 19 Saint Mary's@	67-54	W	N. 21 at Clemson	66-69	L	N. 22 FAIRLEIGH DICKINSON	84-58	W
N. 21 NICHOLLS STATE	98-69	W	N. 29 CHARLOTTE	78-69	W	N. 25 at St. Bonaventure	76-71	W
N. 23 UMKC	82-64	W	D. 2 TEXAS A&M-CORPUS CHRISTI	96-72	W	N. 28 Washington State#	52-63	L
D. 2 SOUTH ALABAMA	66-52	W	D. 9 SOUTH ALABAMA	84-46	W	N. 29 Texas Tech#	73-77	L
D. 5 Arizona%	64-68	L	D. 11 at Miami (FL)	70-52	W	D. 6 ALABAMA STATE	76-67	W
D. 11 ARKANSAS-LITTLE ROCK	83-53	W	D. 16 McNEESE STATE	89-63	W	D. 10 CHARLOTTE	64-70	L
D. 13 at New Orleans	74-59	W	D. 18 ALABAMA STATE	74-59	W	D. 13 SOUTH ALABAMA	79-60	W
D. 18 at Xavier	80-74	W	D. 21 New Orleans (@Jackson, MS)	89-63	W	D. 18 Cincinnati^	63-75	L
D. 20 FLORIDA A&M	104-80	W	D. 30 at George Mason	59-63	L	D. 22 Nicholls State (@ Jackson, MS)	78-68	W
D. 22 Jacksonville St. (@ Jackson, MS)	95-53	W	J. 2 at Missouri	75-83	L	D. 30 SAN DIEGO	61-64	L
D. 30 Virginia Tech^	71-65	W	J. 7 +at Tennessee	84-92	L	J. 3 HOUSTON	82-65	W
J. 5 +AUBURN	90-53	W	J. 10 +OLE MISS	77-67	W	J. 5 WESTERN KENTUCKY	95-67	W
J. 8 +at Ole Miss	87-76	W	J. 13 +at Kentucky	60-64	L	J. 10 +at Arkansas	70-56	W
J. 12 +at Tennessee	63-64	L	J. 20 +AUBURN	87-76	W	J. 14 +ALABAMA	83-74	W
J. 15 +ARKANSAS	80-55	W	J. 24 +FLORIDA	67-70	L	J. 17 +VANDERBILT	73-66	W
J. 18 +at Alabama	49-98	L	J. 27 +SOUTH CAROLINA	63-66	L	J. 21 +at LSU	57-81	L
J. 22 +SOUTH CAROLINA	73-65	W	J. 30 +at Ole Miss	73-85	L	J. 24 +at Georgia	67-61	W
J. 29 +at LSU	62-69	L	F. 3 +LSU	85-78	W	J. 31 +OLE MISS	63-67	L
F. 1 +FLORIDA	71-57	W	F. 7 +at Alabama	79-80	L	F. 3 +at Kentucky	66-57	W
F. 5 +at Auburn	76-90	L	F. 10 +at Auburn	91-83	W	F. 7 +ARKANSAS	86-77	W
F. 12 +VANDERBILT	60-54	W	F. 14 +ARKANSAS	84-60	W	F. 11 +LSU	94-97	L
F. 16 +LSU	72-80	L	F. 17 +at LSU	56-50	W	F. 14 +at Auburn	76-91	L
F. 19 +at Kentucky	78-94	L	F. 21 +VANDERBILT	83-70	W	F. 18 +SOUTH CAROLINA	75-70	W
F. 23 +at Georgia	76-62	W	F. 24 +at Georgia	73-86	L	F. 21 +at Alabama	85-87	L
F. 26 +OLE MISS	71-68	W	F. 28 +at Arkansas	58-67	L	F. 25 +at Tennessee	76-81	L
M. 1 +at Arkansas	57-55	W	M. 4 +ALABAMA	91-67	W	F. 28 +AUBURN	58-76	L
M. 5 +ALABAMA	63-68	L	M. 9 Kentucky*	84-82	W	M. 4 +FLORIDA	80-71	W
M. 10 Georgia*	76-65	W	M. 10 Arkansas*	72-81	L	M. 7 +at Ole Miss	82-80	W
M. 11 Florida*	64-80	L	M. 13 MISSISSIPPI VALLEY STATES\$	82-63	W	M. 12 Georgia*	79-60	W
M. 18 Stanford\$	93-70	W	M. 17 BRADLEY\$	101-72	W	M. 13 South Carolina*	82-68	W
M. 20 Duke\$	55-63	L	M. 20 FLORIDA STATES\$	86-71	W	M. 14 LSU*	67-57	W
# Coaches vs. Cancer Classic - Birmingham, AL			M. 27 West Virginia! (@ New York, NY)	62-63	L	M. 15 Tennessee*	64-61	W
@ Coaches vs. Cancer Classic - New York, NY			* SEC Tournament - Atlanta, GA			M. 19 Washington\$	58-71	L
% John R. Wooden Classic - Anaheim, CA			\$ MasterCard NIT - Starkville, MS			# Legends Classic - Newark, NJ		
^ Nokia Sugar Bowl Classic - New Orleans, LA			! MasterCard NIT Semifinals			^ SEC/Big East Challenge - Cincinnati, OH		
* SEC Tournament - Atlanta, GA						* SEC Tournament - Tampa, FL		
\$ NCAA Austin Regional - Charlotte, NC						\$ NCAA Tournament - Portland, OR		

## 2005-06 15-15; 5-11 SEC

Coach: Rick Stansbury		
SEC WEST CHAMPIONS		
N. 19 CHATTANOOGA	64-48	W
N. 21 ARKANSAS STATE	68-63	W
N. 23 at Charlotte	53-38	W
N. 26 NORTHWESTERN STATE	75-76	L
N. 28 SOUTHEASTERN LOUISIANA	46-57	L
N. 30 NEW ORLEANS	67-59	W
D. 3 SANTA CLARA	82-69	OT
D. 10 TROY	88-77	W
D. 15 Jacksonville St. (@ Jackson, MS)	104-80	W
D. 19 Liberty#	78-67	W
D. 20 Akron#	72-83	L
D. 21 Holy Cross#	76-75	W
D. 30 GEORGE MASON	63-61	W
J. 7 +ARKANSAS	69-67	W
J. 11 +at Florida	60-75	L
J. 14 +at Ole Miss	65-75	L
J. 18 +LSU	57-71	L
J. 21 +at Vanderbilt	52-80	L
J. 25 +TENNESSEE	65-88	L
J. 28 +at Alabama	59-65	L
F. 1 +KENTUCKY	66-81	L
F. 4 +AUBURN	71-53	W
F. 11 +at South Carolina	61-83	L
F. 15 +at LSU	59-72	L
F. 18 +OLE MISS	84-55	W
F. 22 +at Auburn	71-75	L
F. 25 +GEORGIA	83-68	W
M. 1 +at Arkansas	70-80	L
M. 4 +ALABAMA	71-58	W
M. 9 South Carolina*	44-59	L

# San Juan Shootout - Guaynabo, PR  
\* SEC Tournament - Nashville, TN

## 2007-08 23-11; 12-4 SEC

Coach: Rick Stansbury		
SEC WEST CHAMPIONS		
N. 10 LOUISIANA TECH	75-45	W
N. 15 CLEMSON	82-84	L
N. 17 UT MARTIN	86-70	W
N. 22 UC Irvine*	68-53	W
N. 23 Southern Illinois*	49-63	L
N. 25 Miami-Ohio*	60-67	L
D. 1 MURRAY STATE	78-61	W
D. 8 SOUTHEASTERN LOUISIANA	84-59	W
D. 13 MIAMI-FLORIDA	58-64	L
D. 15 at South Alabama^	67-71	L
D. 19 at Loyola Marymount	85-54	W
D. 21 at Texas A&M Corpus Christi	95-70	W
D. 30 MISSOURI	87-75	W
J. 5 Lafayette (@ Jackson, MS)	77-53	W
J. 9 +at LSU	61-39	W
J. 12 +GEORGIA	69-49	W
J. 15 +KENTUCKY	69-64	W
J. 19 +at Alabama	66-56	W
J. 26 +OLE MISS	88-68	W
J. 30 +at Arkansas	58-78	L
F. 2 +TENNESSEE	71-76	L
F. 6 +ALABAMA	73-66	W
F. 9 +at Auburn	83-64	W
F. 16 +ARKANSAS	80-74	W
F. 20 +at Ole Miss	63-74	L
F. 23 +at South Carolina	61-56	W
F. 27 +AUBURN	89-78	W
M. 1 +at Florida	68-59	W
M. 5 +at Vanderbilt	85-86	L
M. 8 +LSU	84-75	W
M. 14 Alabama\$	69-67	W
M. 15 Georgia\$	60-64	L
M. 21 Oregon!	76-69	W
M. 23 Memphis!	74-77	L

\* Anaheim Classic - Anaheim, CA  
^ Coors Classic - Mobile, AL  
\$ SEC Tournament - Atlanta, GA  
! NCAA Tournament - Little Rock, AR

## 2009-10 24-12; 9-7 SEC

Coach: Rick Stansbury		
SEC WEST CHAMPIONS		
N. 13 RIDER	88-74	L
N. 19 SOUTHEASTERN LOUISIANA	82-67	W
N. 21 BETHUNE-COOKMAN	67-51	W
N. 24 TEXAS-PAN AMERICAN	75-50	W
N. 27 Richmond#	63-62	L
N. 28 Old Dominion#	69-55	W
D. 5 ST. BONAVENTURE	105-53	W
D. 10 DePaul!	76-45	W
D. 12 UCLA^	72-54	W
D. 16 WRIGHT STATE	80-69	W
D. 19 at Houston	70-64	W
D. 22 Centenary (@ Jackson, MS)	88-51	W
D. 28 MISSISSIPPI VALLEY STATE	73-45	W
D. 31 at San Diego	77-68	W
J. 4 at Western Kentucky	55-52	L
J. 9 +at Ole Miss	80-75	W
J. 14 +ARKANSAS	82-80	W
J. 16 +GEORGIA	72-69	W
J. 23 +at Alabama	62-57	L
J. 28 +at Arkansas	67-62	L
J. 30 +LSU	67-51	W
F. 3 +at Vanderbilt	75-72	L
F. 6 +at Florida	69-62	L
F. 11 +OLE MISS	71-63	W
F. 13 +AUBURN	85-75	W
F. 16 +KENTUCKY	81-75	L
F. 20 +at LSU	60-59	W
F. 24 +ALABAMA	74-66	W
F. 27 +at South Carolina	76-63	W
M. 3 +at Auburn	89-80	L
M. 6 +TENNESSEE	75-59	L
M. 12 Florida*	75-69	W
M. 13 Vanderbilt*	62-52	W
M. 14 Kentucky*	75-74	L
M. 16 Jackson State\$	81-67	W
M. 20 North Carolina\$	76-74	L

# South Padre Invitational- South Padre Island, Texas  
! SEC/Big East Challenge - Tampa, FL  
^ SEC Tournament - Nashville, TN  
\$ NIT - Starkville



The sport of basketball initially came into existence at the Mississippi Agricultural and Mechanical College through the efforts of the sports editors of the school newspaper, *The Reflector*, during the early 1900s. During the three-year span from 1903 to 1905, a series of short editorials had aroused the interest of the students around campus.

Urgent appeals, pleading for recognition of basketball as an intercollegiate sport, appeared during these years. In October 1906, the Faculty Committee on Athletics approved the application for the support of basketball by the athletic department. Without the availability of a gymnasium for practice, the team reported for outdoor practice sessions during the early part of November. While no official coach was available for basketball instruction, the team was comprised of the following students: E.R. Blanton, F.N. Chisholm, D.C. Miller, J.T. Pinkston, R.L. Proffit, C.G. Smith, and R.L. Steinwinder. A guard on the club, Steinwinder was elected the team captain. Due to the absence of teams at neighboring colleges, intercollegiate games could not be scheduled. The only game that was played during the first "season" was contested on the night of Nov. 26, 1906 in nearby Columbus, Miss., against the Columbus Athletic Club.

The game's outcome, a 41-10 win by the Athletic Club, was not relished very much by the A&M students. Consequently, interest in basketball dwindled somewhat around campus, and there were not any further attempts to revive the sport again until 1909.

Basketball returned to campus in 1909, with T.H. Werner at the helm for one season. Captained by H.B. Furman, the first "official" A&M roundball game was played on the evening of Jan. 1. Coach Werner held the team together during the Christmas holidays, expecting to play Illinois, but instead took on the Columbus Athletic Club because of Illinois' decision to cancel its Southern trip. A&M's "official" basketball debut proved to be a successful one, with the home team claiming a 35-6 triumph.

That first A&M edition reeled off five consecutive victories to open the season, including lopsided wins over less-talented athletic clubs from Brownsville, Tenn., (75-0) and Columbus, Miss. (61-1). *The Reflector* reported the back-to-back triumphs in a rather amusing way.

"A team from Brownsville, touring as an athletic association, came with the idea that they knew basketball. A large and enthusiastic crowd encouraged the A&M boys, and

the splendid teamwork was practically uninterrupted."

On the team's visit to nearby Columbus two days later, *The Reflector* reported, "A&M spent too much valuable time looking at the good-looking girls to do themselves justice, and consequently scored only 61 points to one for the visitors."

## A .500 FINISH

That 1909 club finished the season with five consecutive low-scoring road losses to end the year with a 5-5 record. After not having a team for the 1909-10 hoops season, W.D. Chadwick, guided A&M for one rather uneventful campaign (2-4 record).

The A&M basketball program enjoyed



The 1908 Mississippi A&M team opened the school's first-ever basketball campaign with five-consecutive wins under the guidance of head coach T. H. Werner.

tremendous success under the direction of Earle C. "Billy" Hayes, who tutored A&M track great Don Magruder Scott (in whose honor MSU's Scott Field is named) and other Olympians before becoming a very successful track coach at Indiana University.

Hayes, whose 12-year tenure at A&M is tied for the school's longest stint (with Richard Williams) for a head basketball coach, posted a composite record of 124-54 from 1912 to 1924. A graduate of Albion College in Michigan, Hayes currently ranks as the school's fourth-winningest basketball coach all-time behind current head coach Rick Stansbury, Richard Williams and Babe McCarthy. During these dozen seasons, Hayes' A&M clubs "claimed" four Southern Championships (1912-14, '16).

The first Dixie title came in his initial year on the job, as A&M recorded a perfect 9-0 mark for the school's first and only undefeated basketball campaign in 95 seasons of competition.

## THE PERFECT SEASON

The perfect season of 1911-12 was followed by outstanding records of 11-1 and 13-2 during the next two years, as A&M "claimed" its second and third consecu-

tive Southern Championships. Having also "won" the title again in 1916, all claims but the 1914 championship were disputed by the other schools holding membership in the Southern Intercollegiate Athletic Association. The bone of contention for the SIAA members generally centered around the fact that the colleges did not have uniform courts. Some courts were long and narrow with low ceilings, while others were irregular and in some instances had columns or other obstructions in the playing court.

The result was that the home teams most always won. As a result, the team that could schedule the most home games usually had the best winning percentage at the end of the season and, of course, "claimed" the championship. To eliminate the possibility of continued disputes among SIAA members, the Atlanta Athletic Club officials, in 1921, decided to organize a tournament to be held at a neutral site on a specially constructed court erected just for the tournament games. Open to all Southern college teams and played in the Atlanta Auditorium, the 1923 SIAA Tournament was captured by Mississippi A&M.

With tourney wins over Furman, rival Ole Miss, Georgia Tech and Tennessee-Chattanooga, Hayes' 1923 A&M contingent finished with a 15-4 overall record.

A&M went 13-8 the following year in Hayes' final season before leaving to become the head track coach at Indiana University in Bloomington.

During his 12-year stint as head basketball coach at A&M, his teams never had a losing season and never finished lower than fourth among the more than 40 Southern schools. All of this was accomplished despite A&M not having an indoor basketball court or training facility until 1920.

## CHANGING OF THE GUARD

Upon Hayes' departure in 1924, the A&M coaching reins changed hands five times over the next decade or so. K.P. Gatchell guided the 1924-25 club to a respectable 14-9 mark before giving way to Bernie Bierman, who directed A&M to records of 14-8 and 17-7 in his brief two-year coaching stint. Bierman, a University of Minnesota graduate, would later return to his alma mater to pace the Golden Gopher football teams to five national championships and seven Big Ten titles during a 16-year association with the U of M gridiron unit. The University of Minnesota's main athletic building and track & field stadium are presently named in his honor.



A 16th consecutive winning season (13-7 record) followed in 1927-28 under the guidance of first-year head man Ray G. Dauber, an Iowa graduate. However, five successive losing seasons ensued during this period, beginning with an 8-15 season in 1928-29 and a 5-8 mark the following year when A&M had to play all of its games on the road because a home facility was not available.

After not fielding a team for the 1930-31 campaign, three significant events occurred in 1932 that marked a new beginning for the school's basketball program. In the fall of 1931, the "Tin Gym" - A&M's first permanent gymnasium which later was used for intramural and recreational student activities on campus - was constructed at a cost of \$12,000. With a seating capacity of 1,800 people, the Tin Gym era began with a 30-26 setback to LSU on Jan. 25, 1932.

One week later (Feb. 3, 1932), A&M became Mississippi State College after legislative action was approved. Later that year (Dec. 8-9) at the annual Southern Conference meeting in Knoxville, Tenn., Mississippi State became one of the 13 charter members of the Southeastern Conference, along with Alabama, Auburn, Florida, Georgia, Georgia Tech, Kentucky, Louisiana State, Ole Miss, Sewanee, Tennessee, Tulane, and Vanderbilt.

### IMPRESSIVE FIRST YEAR

Mississippi State's first year in the SEC marked Dauber's last season at the hoops helm in Starkville. Despite a regular-season league mark of 3-9 (6-13 overall), State advanced to the finals of the inaugural SEC Tournament. Making the school's only previous appearance in the league tourney's title tilt before winning both the 1996 and 2002 crowns, Dauber's club bested Alabama and Vanderbilt in Atlanta before falling to league champion Kentucky in the title game. State's Frank Waits was chosen first-team all-tournament, while teammates Buford Taylor and George Pillow were second-team selections.

Mississippi State's first two decades competing in the SEC were mostly filled with losing campaigns and lower-division league finishes. Edwin (Goat) Hale, a graduate of Mississippi College, guided the team to a two-year mark of 20-17 before giving way to Notre Dame alumnus Frank Carideo. State posted winning seasons in 1935-36 and 1936-37, including a fourth-place SEC finish during Carideo's debut year. However, a pair of sub-.500 ledgers followed, and Carideo was replaced by Stanfield (Dick) Hitt to start the new decade.

Under Hitt's guidance, Mississippi State began the 1940s on a high note with four consecutive winning seasons (9-6, 12-10, 13-7 & 14-8), including a 13-7 SEC record and fourth-place league finish in 1943. Un-



Mississippi State strung together home win streaks of 35 and 25 games en route to compiling a 25-year home record of 192-97 at the "New Gym," which was later renamed McCarthy Gym.

fortunately because of World War II, State did not have a basketball team in 1943-44, and the short-lived success obtained earlier in the decade could not be duplicated when the roundball squad returned to action on the court the following year.

Three successive losing seasons later, and Hitt was replaced by Paul Gregory, who would later pilot the MSU baseball contingent to four NCAA Regional appearances and a quartet of SEC titles during an accomplished 18-year coaching career on the diamond.

However, during Gregory's eight-year stint (1948-55) on the hardwood, the Maroons struggled through a composite record of 58-100 with only a pair of winning seasons (12-11 in 1952 & 11-10 in 1954). Perhaps the biggest event to take place on campus during the Gregory era was the opening of the "New Gym."

### A WIN AGAINST THE TIGERS

State claimed a 94-69 home win over the visiting LSU Tigers, Dec. 15, 1950, to begin a new era of Mississippi State basketball. Built at a cost of \$550,000, the New Gym could hold around 5,000 spectators, many of whom often wielded deafening cowbells during home basketball games before the Southeastern Conference, in 1974, banned artificial noisemakers at games between SEC institutions. Over the next 25 seasons (1950-75), the New Gym would go on to be the site of 192 State victories (.688) and four SEC basketball titles.

The 1950s did signal the beginning of a turnaround for the Mississippi State basketball program, as State began to reel in some quality local roundball talent. Herbert (Hawkeye) Hargett, a setshooting guard from Golden, Miss., became the first Mississippi State player to earn all-SEC basketball honors.

Hargett, who averaged 18.8 points per game in 1950-51, garnered second-team all-league plaudits during both of his State campaigns after transferring from Sunflower Junior College.

Hargett's scoring record was broken the following year by second-team all-SEC standout Coyte (Red) Vance, who averaged 20.5 points during the 1951-52 season. The 6-0 forward from Conehatta, Miss., tallied 471 total points on the season, hitting 162 field goals and going 147-of-231 from the free throw line.

High-scoring junior college transfer Gerald Caveness and high school all-state guard Jim Ashmore, hailing from Booneville and Forest, respectively, continued the trend of local basketball talent staying home.

Caveness, whose son (Gary) would suit up for MSU's hoopsters some 30 years later, collected all-SEC honors during each of his two collegiate seasons.

Meanwhile, Ashmore's brilliant career was just beginning as Gregory gave way to a 31-year-old named Babe McCarthy in 1955 to explore a coaching career on the baseball diamond at State. As a result, a new era of MSU basketball unfolded.



The image of Mississippi State's basketball program would change dramatically with the hiring of a young Mississippian named James Harrison "Babe" McCarthy. After State went 6-17 overall and 2-12 in the SEC in Gregory's last year, McCarthy was hired in July 1955 by legendary director of athletics C.R. "Dudy" Noble. A native of Baldwyn, Miss., and a former World War II transport pilot, McCarthy was working for an oil company in Clarksdale, Miss., when he was put in charge of Mississippi State's roundball fortunes.

With his hiring, McCarthy became the first MSU mentor charged only with coaching duties of the men's basketball team.

The Maroons, paced by all-SEC guard Jim Ashmore's 22.3 points per game scoring average, improved to 12-12 overall and 6-8 in the SEC during McCarthy's initial season on the State bench. Despite the .500 record, the immediate prospects for roundball success looked

much brighter as future State greats Bailey Howell, Jerry Keeton and Kermit Davis spent the 1955-56 campaign playing junior varsity because of the NCAA rule prohibiting freshmen from playing on the varsity squad.

## ASHMORE PACES BULLDOGS

Paced by Ashmore, a senior, and sophomore Howell, the 1956-57 Maroon contingent became the highest scoring team in school history en route to registering a 17-8 overall record and a 9-5 league mark. Ashmore (28.3 ppg) and Howell (25.9 ppg), both first-team all-SEC selections, finished the year ranked sixth and ninth, respectively, among the nation's scoring leaders. In his first varsity season, Howell also compiled a single-season school standard that will likely never be matched by averaging an amazing 19.7 rebounds per contest to rank sixth nationally. As a team, Mississippi State ranked sixth in the NCAA averaging a school-record 84.8 points per contest, while earning a school-first No. 15 ranking in the final AP poll.

A year later, the Maroons reached the 20-win mark (20-5) for the first time in school



The nucleus of frosh coach Jerry Simmons' undefeated (21-0) 1959-60 freshman team (left) would go on to help pace Babe McCarthy's clubs to a three-year composite record of 65-13 with three SEC titles to their collective credit.

history, again going 9-5 in league play and ending the year

with a No. 15 national ranking in the AP poll. Individually, Howell earned his second of three first-team all-SEC honors as well as garnering consensus second-team all-America accolades. The Middleton, Tenn., native, who donned No. 52 during his brilliant collegiate career, finished the 1957-58 campaign as the nation's fourth-leading scorer (27.8 ppg) behind fellow future NBA Hall of Famers Oscar Robertson of Cincinnati, Seattle's Elgin Baylor and Wilt Chamberlain of Kansas.

A future NBA All-Star and Hall of Famer in his own right, Howell also ranked ninth in the country in rebounding (16.2 rpg) as a junior.

## A REMARKABLE RUN

With all the team and individual successes enjoyed by Mississippi State during McCarthy's first three seasons in Starkville, nothing could compare, past or present, to what his talent-laden clubs would accomplish over the next five basketball campaigns. In their third and final varsity season together, tri-captains Howell, Keeton and Davis would spearhead the 1958-59 Maroon machine to the school's first-ever

SEC basketball championship. Only an SEC-opening 97-66 loss at Auburn to start the new calendar year (Jan. 3) kept State from recording a perfect season. State opened with a nine-game winning streak and closed with a 15-game winning string that included a 66-58 home triumph (Feb. 9, 1959) over top-ranked and defending national champion Kentucky.

By the time the memorable season had come to a conclusion, the Maroons were 24-1 overall, 13-1 in the SEC, and ranked third in the final Associated Press poll behind only Kansas State and league rival Kentucky.

Individually, Howell broke LSU standout Bob Pettit's SEC career scoring mark with 2,030 points, and finished his senior year ranked fourth in the nation in scoring (27.5 ppg) and second in rebounding (15.2 rpg).

The second player overall selected in the 1959 NBA Draft by the Detroit Pistons, Howell would go on to become a six-time NBA All-Star in addition to playing for two World Champion Boston Celtics clubs.

## A REBOUNDING EFFORT

During a rebuilding year, the 1959-60 State contingent turned in a 12-13 ledger (5-9 SEC mark), but did extend a home-court winning streak to 35-consecutive games before falling to Auburn (64-48 on Jan. 2) in the team's Southeastern Conference lid-lifter. Despite the losing season, the Maroons again had reason for optimism as incoming freshmen Red Stroud, Leland Mitchell and Joe Dan Gold were starring for State's JV squad.

The rebuilding process was indeed a successful one, as Mississippi State proceeded to claim outright or a share of three successive SEC titles. With senior forward Jerry Graves leading a sophomore-laden team in both scoring (21.3 ppg) and rebounding (10.3 rpg) as a first-team all-SEC recipient, the 1960-61 Bulldogs went 19-6 overall and 11-3 in league play to finish one game ahead of both Kentucky and Vanderbilt atop the conference standings.

For the second time in four years, MSU posted the nation's best winning percentage (.960) by again registering a 24-1 overall record during the 1961-62 campaign. The Bulldogs made up for a 100-86 road loss to the Vanderbilt Commodores in mid-January with 12 straight SEC victories, including a first-ever triumph at second-ranked Kentucky (49-44 on Feb. 12), to tie the Wildcats for a share of the Southeastern Conference championship.

With both Mitchell and Stroud earning first-team all-SEC honors and McCarthy collecting his second of three successive SEC Coach of the Year awards, the 1961-62 MSU club finished the season ranked fourth in both The Associated Press and United Press International polls.



# MSU BASKETBALL HISTORY

State's run of four SEC basketball titles in five years was completed during the 1962-63 campaign under the senior leadership of Mitchell, Stroud and Gold. The veteran Bulldog trio helped pace McCarthy's last winning ballclub to a 22-6 overall mark and 12-2 ledger in league play, winning the SEC by two games over Georgia Tech and Auburn. The trio of Mitchell, Stroud and Gold concluded their MSU careers by helping the Bulldogs to a remarkable three-year composite record of 65-13 (.833), climaxed by the school's first-ever postseason appearance at the NCAA Mideast Regional in East Lansing, Mich. Upon dropping a 61-51 first-round decision to eventual national champion Loyola of Chicago, State rebounded with a 65-60 consolation win over Bowling Green at Jenison Field House.

The glory years of Mississippi State basketball had come to a close with the team's memorable 1962-63 season. Records of 9-17 and 10-16 followed in 1963-64 and 1964-65, respectively, and McCarthy was replaced by one of his prized pupils - fellow MSU alumnus Joe Dan Gold. Though he departed the Starkville campus on the heels of two consecutive losing seasons, McCarthy left an indelible mark on the history of Mississippi State athletics by directing his alma mater to a 10-year record of 169-85 (.665) and four SEC titles in becoming the school's all-time winningest basketball coach. His impact on the university's basketball program can not only be appreciated by fully comprehending his unrivaled win-loss record, but the late Bulldog mentor's enthusiasm and charisma would have an everlasting effect on a wide-eyed math education major from Pearl, Miss. Richard

T. Williams, who worked in MSU's physical education department and observed many of McCarthy's practices in the mid-1960s, would some three decades later surpass "The Babe" as the school's winningest hoops coach and return Bulldog Basketball back to the national limelight.


As is very often the case with any coach who succeeds a legendary coaching figure, Joe Dan Gold faced a very difficult task ahead of him at the tender young age of 23. The Benton, Ky., native and team captain of MSU's 1963 NCAA Tournament club was hired in March 1965 to replace McCarthy, who then went on to be the head coach at George Washington University before enjoying a successful coaching tour in the old American Basketball Association (ABA).

The third of four successive MSU graduates to hold the school's head basketball coach's position during a 30-year period, Gold put together back-to-back respectable records of 14-11 in his first two seasons at the MSU helm. Paced by all-SEC forward/center Dave Williams, the team's scoring and rebounding leader in both 1965-66 and 1966-67, the Bulldogs finished in a third-place tie in the SEC standings during Gold's debut campaign.

After a fifth-place league finish the following year (1966-67) en route to another 14-11 overall record, State struggled through three consecutive losing seasons with single-digit win totals (9-17, 8-17 & 6-18) each of the three years.

The team's best SEC record during this span was 6-12 in 1968-69.

Following a 6-18 season (3-15 SEC mark) in 1969-70, Gold was replaced by another MSU alumnus, Kermit Davis, to help direct the Bulldogs into the 1970s.



Serving as team co-captains during their junior and senior years, Jerry Keaton (left) and Bailey Howell helped lead MSU to a three-year composite record of 61-14, including a 24-1 mark and SEC title in 1958-59.

## DAVIS TAKES OVER

Appointed to guide the Bulldogs into the new decade, Davis was elevated to the position of head basketball coach at his alma mater after serving four years as an assistant coach for the Bulldogs.

A native of Walnut, Miss., Davis, in 1955, became the first high school player signed by Babe McCarthy. Davis went on to become a three-year standout guard for McCarthy's squads, serving as a tri-captain for MSU's 1958-59 SEC Championship club.

In his initial season at the Bulldog helm, Davis' troops went 15-10 and tied for fourth place in the SEC standings with a 9-9 league mark. For his efforts, Davis was named the SEC Coach of the Year by The Associated Press voters. The team's win total fell each of the next two years, from an even 13-13 in 1971-72 to 11-15 the following season.

After rebounding with a 16-10 record (8-10 in the SEC) in 1973-74, the Bulldogs dipped to 9-17 the next year in their final season of home competition at the "New Gym."

As the Bulldogs were making plans to move into their new basketball facility to signal the beginning of a new era of Mississippi State athletics, the university lost perhaps its greatest basketball ambassador with the passing of James Harrison "Babe" McCarthy. McCarthy passed away, March 18, 1975, after an eight-month battle with cancer.

Ironically, McCarthy was inducted into the Mississippi Sports Hall of Fame during a ceremony in Jackson the previous night, though he was unable to attend because of his illness.



Always a favorite among media members during his sensational 10-year stint at Mississippi State University, the personable James Harrison "Babe" McCarthy guided the Bulldogs to 169 basketball victories and four SEC Championships.






**N**amed in honor of George Duke Humphrey, a former president (1934-45) at Mississippi State University, the Humphrey Coliseum era of Mississippi State hoops tipped off, Dec. 1, 1975, versus Indiana State. With freshman guard Ray White scoring a game-high 34 points in his MSU debut, the Bulldogs claimed a narrow 85-82 victory with a crowd of 5,483 fans in attendance at the team's new \$6-million, 10,000-seat facility. Coach Davis' club would go on to win its first five games at "The Hump," including a 77-73 triumph of SEC power Kentucky, before settling with a 13-13 overall record and 6-12 league mark.

A near duplicate 14-13 campaign (6-12 in the SEC) followed in 1976-77 despite eight straight wins to open the season. After piloting the Bulldogs to a seven-year composite record of 91-91 with only two losing seasons, Davis was replaced by Ron Greene, who left his post at the University of New Orleans in May 1977 to become Mississippi State's 14th head basketball coach. In Davis' final game as MSU's head man (March 7, 1977), freshman center Rickey Brown hit for a school-record 18 field goals in 22 attempts against Auburn en route to a Humphrey Coliseum-record (for an MSU player) 40-point outing.

Greene's first and only season at the MSU helm produced the Bulldogs' most successful roundball campaign since winning their fourth SEC title in 1962-63. With Greene winning consensus SEC Coach of the Year honors, "the Greene Machine" rolled to an 18-9 overall record in 1977-78 with future NBA standouts Rickey Brown and Wiley Peck leading the way. Despite a 13-5 SEC record and secondplace league finish behind national champion Kentucky, MSU did not receive a postseason tournament invitation. Upon leaving State after only one year to take over the coaching chores at his alma mater (Murray State), Greene gave way to East Tennessee State alumnus Jim Hatfield.

Inheriting the talents of all-SEC performers Brown, Peck and White, Hatfield's first Bulldog edition bolted out of the gates with eight consecutive wins to start the season, including an 80-73 victory over the host Louisville Cardinals in the championship game of the Louisville Holiday Classic just after Christmas. That 8-0 start vaulted MSU to the school's first national ranking (#18 AP; #13 UPI) since the 1962-63 season. Winning their last four regular-season league contests, the 1978-79 Bulldogs finished with a 19-9 overall mark (11-7 in the SEC) after dropping an 80-78 first-round home decision to Alcorn State in the National Invitation Tournament. The NIT berth marked MSU's first postseason appearance in 16 years.

Despite Brown averaging a team-best



*A three-time All-SEC honoree and first-round NBA draft pick, center Rickey Brown helped lead the 1978-79 Bulldog squad to the school's first-ever NIT appearance.*

20.5 points and a league-leading 14.4 rebounds per game as a first-team all-SEC pick in 1979-80, Hatfield's team fell below the .500 mark to 13-14 overall and 7-11 in the league. Though the Bulldogs had landed future NBA draft picks Jeff Malone, Terry Lewis and Kalpatrick Wells to begin the new decade, the records continued to dip to 8-19 and 3-15 in the SEC the next year. Following the club's worst season in 11 years, Hatfield was excused from his MSU post in favor of Southern Cal's Bob Boyd.

## FROM LOS ANGELES TO STARKVILLE

The Bulldogs' third successive non-MSU graduate to assume the school's basketball coaching reins, Boyd came to Starkville in 1981 after a successful 13-year coaching stint at his alma mater. Guiding the Trojans

to an impressive composite record of 216-131 (.622), including a pair of 24-win campaigns (24-2 in 1970-71 & 24-5 in 1973-74), Boyd helped produce 11 NBA performers during his 13 seasons at the USC helm.

Known for their ball-control and defensive style of play, Boyd's Bulldog clubs managed but one winning season in five years. Following an 8-19 season (4-14 SEC mark) in Boyd's initial year on the job, the Malone-led Bulldogs improved to 17-12 overall and 9-9 in the league during the 1982-83 campaign. A senior all-America guard from Macon, Ga., Malone finished the season as the nation's No. 2 scorer (26.8 ppg) in being named the UPI's SEC Player of the Year. A three-time All-SEC performer, Malone broke Bailey Howell's career school scoring standard, Feb. 26, 1983, in Tuscaloosa, Ala., and finished his MSU career with a school-record 2,142 points. Picked 10th overall by the Washington Bullets in the 1983 NBA Draft, Malone enjoyed a productive 13-year NBA career with the Bullets, Utah Jazz, Philadelphia 76ers and Miami Heat before completing his pro career overseas following the 1995-96 NBA season.

After the team's win total was nearly halved the next year (9-19), the 1984-85 Bulldogs rebounded with a 13-15 overall record and fifth-place tie in the SEC standings with a break-even 9-9 league mark.

Just a year after earning SEC Coach of the Year laurels by both the AP and UPI voters, Boyd surprised Mississippi State fans by announcing his resignation at the start of the league season.

Effective at the conclusion of the 1985-86 season, Boyd made the announcement, Jan. 2, 1986, prior to the Bulldogs' SEC opener against the Alabama Crimson Tide. MSU limped through the "lame duck" season with a 6-21 regular-season mark (3-15 in the SEC), but did turn things around in the postseason by advancing to the semifinals of the SEC Tournament with wins over Vanderbilt and Auburn at Kentucky's Rupp Arena. Boyd, who left MSU to move back to his native California, compiled a 55-87 record in five seasons at Mississippi State.



*Jeff Malone (right) and Bailey Howell rank first and second, respectively, on Mississippi State's career scoring chart with 2,142 and 2,030 points.*

2010-11 BULLDOG BASKETBALL



# MSU BASKETBALL HISTORY

**C**harged with the unenviable task of trying to resurrect the Mississippi State basketball program, Richard T. Williams became the school's 17th head basketball coach, March 19, 1986, after spending the 1984-85 and 1985-86 seasons as an assistant coach on Bob Boyd's Bulldog coaching staff. Having spent his entire coaching career solely within the state of Mississippi, the 1967 MSU graduate inherited a program that had suffered through a composite record of 76-120 (.388) with six losing seasons in the first seven years of the 1980s. Additionally, Mississippi State had gone through five different head coaches in the 20 years since the glory years achieved under the legendary Babe McCarthy. Williams also became the first MSU grad in the school's roundball post since Kermit Davis (1971-77).

Success did not come instantly for the rookie Bulldog taskmaster, as the 1986-87 MSU edition struggled to a 7-21 overall record and a second consecutive last-place finish (3-15) in the conference standings. Despite the lack of immediate success that first season, the future state of Mississippi State hoops looked much brighter with the signing of one of the best recruiting classes in program history.

Consisting mainly of homegrown high school standouts from tiny Mississippi towns, MSU's talented 1986-87 recruiting class would gradually turn the Bulldogs from perennial league doormats to yearly SEC contenders during their remarkable collective four-year run.

## A GREAT START

The freshman-laden 1987-88 MSU squad began the season with eight straight victories en route to doubling the team's win totals (14-15 overall and 6-12 in the SEC) from the previous campaign.

With as many as three or four true freshmen in the starting lineup throughout the season, the youthful Bulldogs were beginning to re-establish respectability within the Southeastern Conference with a sweep of the LSU Tigers and a regular season-ending home win over the nationally ranked Vanderbilt Commodores.

After narrowly missing the .500 mark again in 1988-89 with a 13-15 overall mark (7-11 in the SEC), the Bulldogs returned to postseason tournament action for the first time in 11 years the following season. Highlighted by overtime home triumphs over LSU, Ole Miss and Kentucky, including a memorable four-overtime 104-102 victory over the rival Rebels (Jan. 24, 1990), the 1989-90 Bulldogs registered the school's first winning basketball season (16-14, 7-11) since 1982-83 in advancing to the second round of the National Invitation Tournament. Paced by all-SEC forwards Cameron Burns and Greg Carter, the impact recruit-

ing class of 1986-87 had had three full years to gel as an experienced unit, and were collectively readying for the 1990-91 campaign as seasoned veterans.

After a seven-game win streak to begin the year and a break-even start through a half-dozen league games, the 1990-91 senior-led Mississippi State squad stood 10-5 entering the meat of the Southeastern Conference slate. But, after a pair of four-game SEC win strings during a month-long, nine-game league stretch, the Bulldogs found themselves in the national polls for the first time since 1978-79 and in contention for their first SEC basketball title in 28 years. The brilliant four-year blueprint masterminded by Williams and his staff some four years earlier had come to fruition in the shape of an SEC title game against the LSU Tigers.



Led by senior quintett (L-R) of Todd Merritt, Greg Carter, Cameron Burns, Doug Hartsfield and Carl Nichols, the 1990-91 Bulldog edition earned MSU's first NCAA Tournament berth and SEC Championship in 28 years.

## TAMING THE TIGERS FOR THE TITLE

With a then-record crowd of 10,303 fans on hand at Humphrey Coliseum for the regular-season finale, the Bulldogs posted a narrow 76-73 victory over LSU, March 2, 1991, to earn a share of their first SEC title since 1962-63.

With Williams picking up SEC Coach of the Year honors (Coaches' & UPI), along with Burns and Carter each receiving first-team all-SEC recognition, MSU reached the 20-win mark during the regular season on the way to earning the school's first NCAA Tournament berth in 28 years. Not long after the celebration of the school's

first SEC title since 1963, a first-round loss to Tennessee in the SEC Tournament was followed by a 76-56 setback to Eastern Michigan in opening-round play of the NCAA East Regional in Syracuse, N.Y. In advancing to postseason play two straight years for the first time in school history, the 1990-91 Mississippi State contingent concluded a most memorable campaign with a 20-9 overall record, 13-5 SEC mark and No. 21 AP national ranking.

Faced with a rebuilding task upon losing six first-team senior members off the 1990-91 club, Williams directed his sixth MSU edition to a third straight winning season in 1991-92 with the all-SEC backcourt of Chuck Evans and Tony Watts leading the way. As the Southeastern Conference entered a new era of expansion with the additions of Arkansas and South Carolina, the Bulldogs went 15-13 overall and 7-9 in league play to finish fourth in the SEC's new-look Western Division.

However, State's string of consecutive winning seasons ended at three as the 1992-93 Bulldog club fell to 13-16 overall (5-11 in the SEC) the following year.

Along with earning the team's third postseason berth in five years, a major obstacle hurdled by the 18-11 MSU edition was snapping a seven-year SEC Tournament drought with a 73-69 first-round win over Tennessee at The Pyramid in Memphis, Tenn.

## SUCCESS EVERYWHERE

As the team's win totals and postseason appearances continued to mount, so, too, did the expectations of everyone associated with MSU and its basketball program - from the fans and alumni to the players and coaches.

And with many preseason prognosticators picking the Bulldogs to finish as high as second in the demanding SEC West en route to a predicted NCAA Tournament appearance, the pressure was on the talent-laden 1994-95 Bulldogs to live up to their preseason billing.

Despite capturing the team championship of the Missoulian/-Coca-Cola Classic in early December, MSU entered the Christmas holidays with a 4-2 record after a 66-64 neutral-site loss to rival Southern Mississippi.

Spurred by winning their second tournament title within a month at the MiniMart/Gatorade Wyoming Cowboy Shootout, the Bulldogs won 16 of their last 20 regular-season contests.





Highlighting that impressive run were back-to-back home triumphs over reigning NCAA Final Four participants Florida and Arkansas plus a first-ever victory over Kentucky at Rupp Arena. The regular-season slate was capped by a 71-67 home win over rival Alabama, tying the Bulldogs with Arkansas for a share of the SEC Western Division championship with identical 12-4 league marks.

Individual honors abounded for the 1994-95 Mississippi State contingent, as Richard Williams was the consensus SEC Coach of the Year, while center Erick Dampier and guard Darryl Wilson garnered first-team and second-team all-SEC laurels, respectively.

Ranked 18th in the final AP poll, State claimed a No. 5 seeding in the NCAA West Regional for its fourth postseason tournament berth in six years.


The Bulldogs proceeded to knock off both Santa Clara and Utah at the sub-regional in Boise, Idaho, to advance to the prestigious "Sweet 16" and earn the right to face top-ranked and eventual national champion UCLA out in Oakland, Calif. An 86-67 setback to the Bruins ended MSU's memorable season at 22 wins and just eight losses.

The excitement generated by the Bulldogs' "Sweet 16" showing translated to even greater anticipation for the start of the 1995-96 basketball campaign. Season tickets were being sold in record numbers during the preseason, and ESPN2's decision to televise Mississippi State's "Midnight Madness" practice activities precipitated the move of the team's season-opening festivities from the school's newly refurbished practice facility to the 10,000-seat Humphrey Coliseum. The return of all-SEC standouts Erick Dampier and Darryl Wilson along with the much-anticipated debut of junior college phenom Dontae' Jones drew an estimated 8,500 fans to "The Hump" for the official start of the most eagerly awaited hoops campaign in school history.

With their first Associated Press preseason ranking in hand, the ninth-ranked Bulldogs tipped off the season with a five-game homestand - much to the delight of the State faithful who had five early opportunities to enjoy the talent-laden MSU team. Impressive victories over competitive UNC Wilmington and Brigham Young ballclubs were sandwiched between record-setting blowout wins over Southeastern Louisiana and Troy State.

After climbing to No. 8 in both the AP and CNN/USA Today Coaches' polls, the Dogs stumbled a bit in their season-opening homestand finale by dropping a last-second decision to coach Wimp Sanderson's Arkansas-Little Rock club.

Coach Richard Williams' troops righted themselves during a three-week span over the holidays, claiming six consecutive victo-



The Bulldogs celebrated their 78-64 second-round victory against the Keith Van Horn-led Utah Utes at the 1995 NCAA West Regional in Boise, Idaho, to advance to their first-ever NCAA "Sweet 16."

ries away from home.

Successive road wins over Southern Mississippi and Northeast Louisiana were followed by neutral-site wins over Oregon State and the eventual NIT champion Nebraska Cornhuskers in Portland, Ore., as the Bulldogs captured their third straight in-season tournament title at the Ford Far West Classic. The winning continued into the start of SEC play with back-to-back road triumphs over LSU and Florida.

All of the preseason hoopla came to a fevered pitch in Starkville on the night of Jan. 9, 1996, as a national TV audience joined a new Humphrey Coliseum record crowd of 10,315 fans to witness the battle of the SEC's preseason divisional favorites on ESPN's "Super Tuesday" telecast.

Second-ranked Kentucky came to town with an 11-1 record, while the No. 12 Bulldogs had rebounded to post six-straight wins for a 10-1 overall mark. Coach Rick Pitino's Cats broke open a tightly contested battle midway through the second stanza and cruised to an 18-point victory. The emotional loss to the eventual national champions perhaps carried over into the team's next outing - a 56-55 home loss to Alabama

on a buzzer-beating three-pointer by the Crimson Tide's Eric Washington.

After salvaging the final contest of a three-game homestand by besting the rival Rebels of Mississippi, the Bulldogs proceeded to drop back-to-back road decisions to Arkansas and South Carolina. Four losses in five outings during a two-week span in mid-January knocked MSU out of the national polls for the first time all season, and gave the preseason SEC Western Division favorites an 11-5 overall record and 3-4 league mark.

The slumping Bulldogs benefitted from some midseason soul searching to win their next five contests, getting their collective feet back on solid ground with consecutive home triumphs over SEC East foes Tennessee and Georgia. A weather-delayed Sunday afternoon victory at Auburn helped fuel the momentum that resulted in an impressive home win over SEC West nemesis Arkansas and a confidence-building, non-conference triumph at Oklahoma. Sparked by Darryl Wilson's season-high 32 points and 11 boards, State's successful, nationally televised (CBS) showing against the Sooners in Norman elevated MSU back to

No. 25 in The Associated Press Top 25.

Headlined by All-SEC standouts Darryl Wilson (left) and Erick Dampier (right), MSU's Final Four campaign of 1995-96 tipped off in grand style with ESPN2's live coverage of the Bulldogs' version of Midnight Madness at Humphrey Coliseum.





# MSU BASKETBALL HISTORY

A road setback to the Mississippi Rebels was answered profoundly by commanding performances in subsequent wins over LSU and Alabama. A 55-point second-half effort in their home victory over the Bayou Bengals preceded a flawless 54-point first-half outing in Tuscaloosa.

Despite falling on the road to the Commodores of Vanderbilt, the Bulldogs' SEC West title hopes rested solely on their collective shoulders as the surprising Auburn Tigers visited Starkville for the regular-season finale. A brilliant second-half defensive effort against Auburn resulted in a 67-51 victory and Mississippi State's first outright Southeastern Conference championship, overall or divisional, since the 1962-63 hoops campaign.

A familiar opponent awaited the Bulldogs just six days later, as MSU met Auburn again in the quarterfinals of the SEC Tournament at the Louisiana Superdome in New Orleans. After completing the season sweep over the Tigers, Mississippi State perhaps put together its best 40 minutes of basketball in an 86-68 semifinal-round victory over Georgia. With junior forward Dontae' Jones capturing everyone's attention with his high-flying dunks and fall-away jumpers, the Bulldogs found themselves in the title game of the SEC Tournament for the first time since the inaugural postseason tourney in 1933.

In a rematch of the league's pre-season divisional frontrunners, Mississippi State was

paired with top-ranked Kentucky and the nation's longest winning streak (27 games) in the finals of the SEC Tournament. Jones' heroics continued to be on display during the title tilt in front of another national television (CBS) audience, as the Nashville native poured in a season-high 28 points to help pace the underdog Bulldogs to an 84-73 championship-game victory over the eventual NCAA champs.

While leading MSU to its first-ever SEC Tournament title with three double-digit wins, Jones was voted the tourney's Most Valuable Player and was joined on the all-tournament team by senior co-captain and all-SEC guard Darryl Wilson.

In earning their unprecedented second

straight NCAA Tournament berth with a 22-7 overall record and No. 19 national ranking, the Bulldogs were tabbed as the No. 5 seed in the NCAA Southeast Regional at the RCA Dome in Indianapolis, Ind. After surviving a first-round 58-51 win over Virginia Commonwealth, Mississippi State then met sentimental favorite Princeton in second-round action.

Executing a masterful gameplan against legendary coach Pete Carril's troops, the Bulldogs breezed to a 22-point victory on the strength of 60 percent field goal shooting and a commanding 34-15 rebounding advantage.

## VICTORY IN INDIANAPOLIS

With the pair of Indy wins in the MSU record books in the form of a second straight NCAA Sweet 16 appearance, the Bulldogs would return to the familiar environs of Kentucky's Rupp Arena for their next round of competition. In the semifinals of the Southeast Regional in Lexington, MSU's nationally ranked defense limited the top-seeded

Once again riding the hot hand of Jones and his fourth double-double of the post-season, MSU jumped on Cincinnati early and fought to a 73-63 victory to claim the team championship of the NCAA Southeast Regional and earn the right to become the first university from Mississippi to represent the state in college basketball's championship showcase. Jones once again claimed Most Outstanding Player honors, and was joined on the all-regional team by Wilson and Dampier.

## ON TO THE FINAL FOUR

With basketball support at an all-time high within the Starkville community and around the state, the Bulldogs' championship season now took them to Continental Airlines Arena at the Meadowlands in East Rutherford, N.J., for a meeting with Syracuse of the BIG EAST Conference. A 77-69 loss to the Orangemen in the national semifinals ended MSU's memorable postseason tournament run, but did nothing to diminish the tremendous accomplishments of the most celebrated team in the 95-year history of MSU's basketball program.

Though the euphoria caused by the Final Four experience lasted throughout the offseason, the Bulldogs had to face the 1996-97 season minus all five starters from that special contingent. A transition 12-18 campaign was highlighted on New Year's Eve by Richard Williams surpassing Babe McCarthy with a win over Jerry Tarkanian's Fresno State club at the Puerto Rico Holiday Classic in San Juan to become the all-time winningest basketball coach in school history.

Following a frustrating 1997-98 season (15-15 re-

cord) marked by numerous narrow defeats and a school-most five overtime decisions, Williams announced his retirement from the MSU hoops post on March 12, 1998. With a school-best 191 wins and five postseason tournament appearances to his credit, Williams handed over the Bulldog coaching reins a day later to Rick Stansbury - his top assistant during the previous eight seasons in Starkville.

In completing the timely transference of coaching responsibilities within Mississippi State University's basketball program, MSU Director of Athletics Larry Templeton announced Stansbury as the school's 18th head basketball coach on March 13, 1998.



The Mississippi State Bulldogs knocked off three Top 10 teams during a two-week span in March of 1996, including No. 3 UConn and No. 7 Cincinnati, to advance to the Final Four.

Connecticut Huskies to season-low marks in field goal percentage (32.4%) and points en route to a 60-55 triumph over the nation's third-ranked team.

In the process, the Bulldogs established a new single-season school standard for most victories with their 25th win of the campaign. More than holding his own against all-American Ray Allen of UConn, State's Darryl Wilson tallied a game-high 27 points on sizzling 7-of-11 shooting from behind the three-point arc.

The underdog Bulldogs' Cinderella-like march through March encountered one more obstacle - the seventh-ranked and second-seeded Cincinnati Bearcats - on their road to the NCAA Final Four.



Stansbury's smooth coaching transition resulted in a respectable 20-13 record, semifinal-round appearance in the SEC Tournament and a first-round NIT showing in 1998-99 under Stansbury's leadership. As Stansbury became the winningest first-year coach in school history, MSU closed out its most successful decade in the history of the school's basketball program with a 10-year composite record of 177-125. Along with winning nearly 60 percent of their games during the 1990s, the Bulldogs concluded the decade by making six postseason appearances (three NCAA & three NIT) and posting four 20-win seasons.



*The successful transference of the Bulldog basketball reins took place on March 13, 1998, when Rick Stansbury succeeded MSU's then winningest coach, Richard Williams. Stansbury has since guided the Bulldogs to nine postseason tournament berths in 11 years at the helm and enters his 12th season as the school's all-time winningest coach with 231 victories.*

Upon ushering in the new millennium with a youthful club that battled through a hard-luck 14-16 campaign during the 1999-2000 season, MSU returned to the postseason tournament picture a year later by making a solid showing in the 2001 National Invitation Tournament. After defeating Southern Miss, 75-68, in opening-round home action of the TiVo NIT, the Bulldogs went on the road to knock off Pittsburgh, 66-61, in come-from-behind fashion before having their impressive season-ending NIT run halted just two days later in Starkville with a 77-75 loss to eventual tourney champion Tulsa. En route to an 18-13 record, the 2000-01 regular season was highlighted by a 75-74 road victory over eventual NCAA runner-up Arizona in the title game of the UA-hosted Bank One Fiesta Bowl Classic played in Tucson.

That postseason success continued into a record-breaking hoops campaign the following season. Selected by most pre-season prognosticators to finish at or near the bottom of the SEC's Western Division, the 2001-02 Bulldogs opened the season by matching a school standard with 11 consecutive victories. After beginning league play with a thrilling come-from-behind overtime home triumph over Kentucky, MSU capped the conference season with five straight wins to claim second-place honors in the SEC West.

The team's late-season momentum carried over into the postseason in 2002, as the Bulldogs knocked off powerful Florida, LSU and regular-season league champion Alabama at Atlanta's Georgia Dome to claim the school's second SEC Tournament title. All-SEC standouts Mario Austin and Derrick Zimmerman led the way for MSU in earning all-tournament honors, with Austin

collecting tourney MVP laurels. In earning their first NCAA Tournament berth since 1996, State established a new single-season school standard with its 27th win by way of a 70-58 first-round tourney victory over McNeese State at the Midwest Regional in Dallas.

### EXPECTATIONS AND RANKINGS

Unlike the previous season, MSU entered the 2002-03 campaign with high expectations, ranking as high as 10th in the preseason. Upon shaking off a season-opening home loss to hot-shooting Louisiana-Lafayette, the Bulldogs reeled off 10 consecutive non-conference triumphs, including impressive neutral-site wins over 11th-ranked Xavier (71-61) at New York's famed Madison Square Garden and No. 5 Oklahoma (54-45) in the Nokia Sugar Bowl Basketball Classic played in New Orleans.

Having stumbled out of the gates by tipping off conference play with three straight setbacks, MSU once again righted the ship by winning seven of its next eight SEC contests. Following back-to-back, sub-par efforts during road losses to both Arkansas and Tennessee, the Bulldogs were able to regroup at home in their regular-season finale by claiming an impressive 67-45 victory over Auburn on Senior Day to secure the school's first SEC Western Division championship since 1996.

The Bulldogs opened postseason play at the Louisiana Superdome - site of MSU's 1996 SEC Tournament championship run - in defense of their league tourney crown. State first completed a three-game season sweep of Mississippi and notched win No. 20 on the year with a 73-64 victory over the Rebels. A semifinal-round 76-61 triumph the next day over the LSU Tigers marked

Stansbury's 100th career coaching victory and vaulted MSU into the league tournament championship game for the second straight year. However, the second-ranked Kentucky Wildcats would earn their 24th SEC Tournament crown with a 64-57 win in the title tilt.

Rewarded for their divisional crown and league tournament run, the 20th-ranked State squad earned a No. 5 NCAA Tournament seeding in nearby

Birmingham, Ala.

Unfortunately, the scrappy Butler Bulldogs would prematurely end MSU's season on an acrobatic, driving lay-up by Brandon Miller. Despite the heartbreaking 47-46 setback, the 2002-03 MSU club still managed to record 21 wins, claim a third SEC Western Division title, and earn a second consecutive NCAA Tournament berth.

During an off-season in which the Bulldogs lost Austin a year early and a pair of talented incoming recruits to the professional ranks, Stansbury and his staff spent the summer months attempting to secure holes in the Bulldogs' frontcourt. Their collective persistence resulted in the arrival of two-time all-Big 12 performer Lawrence Roberts from the scandal-ridden Baylor University basketball program. With senior guard Timmy Bowers hailing as the lone returning starter, State entered the 2003-04 campaign with an abundance of talent but also with plenty of unanswered questions.

An early-season measuring stick as to the makeup of this unique contingent took place in Bowling Green, Ky., as the Bulldogs put an end to Western Kentucky's NCAA-best, 39-game home winning streak with an 81-75 victory over the Hilltoppers in front of a sellout crowd at refurbished E.A. Diddle Arena. As December rolled around, a successful four-game homestand was capped by significant triumphs over eventual NCAA Tournament surprises UAB (86-84) and Xavier (82-70).

MSU opened defense of its SEC West crown with victories over divisional foes Ole Miss (61-54) and Arkansas (80-62) en route to extending its season-opening winning streak to a school-record 13 straight games. Following a heartbreaking, last-second

# MSU BASKETBALL HISTORY

home setback to Kentucky, the Bulldogs reeled off eight-straight conference wins, including five league road triumphs. The team's "Road Warriors" label took on added significance in mid-February, as State first erased a second-half, double-digit lead on the road to knock off South Carolina, 79-75, in overtime and then ventured to Fayetteville to record the school's long-awaited, first-ever win (77-70) at Arkansas' Bud Walton Arena.

With a second straight SEC West crown already secured, the Bulldogs put their perfect season-long road record on the line by heading to divisional rival Alabama for the teams' regular-season finale. Down by 16 points with nine minutes left in regulation, MSU's improbable comeback was fueled by Bowers, who first sent the game into overtime with a basket at the end of regulation and then hit the game-winning baseline bucket. In addition to preserving State's unblemished road record (12-0 overall and 8-0 in SEC), the dramatic victory over the Tide gave the 25-2 Bulldogs their first outright SEC regular-season title since 1962-63.

Rewarded with a school-record No. 2 seeding in making their third consecutive NCAA Tournament appearance, the Bulldogs easily disposed of outmanned Monmouth, 85-52, before dropping an 89-74 decision to a hot-shooting Xavier ballclub in the second round of the Atlanta Regional played at Orlando's TD Waterhouse Centre. MSU's record-breaking campaign ended with a sparkling 26-4 overall record (14-2 in SEC) and No. 8 final AP ranking, while Stansbury and Roberts deservedly collected SEC Coach and Player of the Year honors, respectively.

With much of the team's firepower returning, Stansbury's 12th-ranked 2004-05 Bulldog edition opened the new campaign earlier than any other previous State squad. An impressive non-conference schedule began with the prestigious Coaches vs. Cancer Classic. Following a pair of wins in Birmingham, Ala., MSU fell in the tournament semifinals to powerful hometown favorite Syracuse at New York's Madison Square Garden. The team's early-season slate remained just as challenging into December, as the Bulldogs dropped a hard-fought 68-64 decision to a potent Arizona ballclub in the John R. Wooden Classic played in Anaheim, Calif. State rebounded from the tough four-point loss to the Wildcats by reeling off eight-straight victories. However, the Jan. 8 win at rival Ole Miss proved costly, as senior shooting guard Winsome Frazier went down with a foot injury. The Bulldogs kept afloat by splitting their next eight decisions without their second-best scorer and leading three-point threat, before the quickhealing Frazier returned to action in mid-February.

With Frazier back in the starting lineup,

MSU used the momentum of three straight, late-season league wins to open SEC Tournament play with a 76-65 victory over Georgia. Following a quarterfinal-round tourney setback to eventual tournament champion Florida, the Bulldogs earned their fourth consecutive NCAA Tournament berth. Having also secured the program's fourth straight 20-win campaign, State opened regional play in Charlotte, N.C., with a convincing 93-70 triumph over the Stanford Cardinal. Two days later, the second-ranked Duke Blue Devils stopped the fiery Bulldogs, 63-55, in the second round, putting an end to yet another successful season with a 23-11 overall record.

Minus 80 percent of the team's 2004-05 scoring, rebounding and assist totals, State entered a rebuilding 2005-06 campaign with a very youthful squad. Starting at least three freshmen in a game on nine occasions, the Bulldogs capped a 10-3 non-conference slate with a hard-fought 63-61 home win over eventual Final Four participant George Mason.

Upon tipping off SEC competition with a 69-67 home triumph over Arkansas, MSU struggled through a seven-game league losing skid en route to compiling a respectable, break-even 15-15 overall record and missing postseason play for the first time since 2000.

Individually, sophomore forward Charles Rhodes earned second-team all-conference honors and rookie Jamont Gordon was a unanimous selection to the SEC All-Freshman team. Rhodes and Gordon, who would go on to earn all-SEC honors, returned to highlight a still relatively inexperienced State squad that began the 2006-07 campaign with only two scholarship upperclassmen available. The Bulldogs rebounded from back-to-back, early-season setbacks to Winthrop and Clemson to claim a seven-game winning streak heading into the holiday break.

Following consecutive road losses to George Mason and Missouri to close out the non-conference slate, MState tipped off SEC play by dropping five of its first seven league outings, including a tough three-point home loss to top-ranked and eventual national champion Florida followed by a crushing three-point home setback to South Carolina just three days later. To their collective credit, the youthful Bulldogs responded by winning five of their next six contests, including an impressive home triumph over No. 17 and NCAA Sweet 16-bound Vanderbilt, to get above the .500 mark in league play (7-6).

A convincing 91-67 home win over divisional rival Alabama on 'Senior Day' gave the Bulldogs a share of their third SEC Western Division crown in five seasons. The momentum seemed to follow the team into its opening game of the SEC Tournament

against Kentucky. Despite having three players foul out of the contest, Gordon's climactic 3-pointer at the end of regulation helped State post a thrilling 84-82 overtime victory over the favored Wildcats. Following a disappointing semifinal-round loss to Arkansas in Atlanta, State's postseason was revived by earning a No. 1 seed in the MasterCard NIT. After breezing through home foes Mississippi Valley State, Bradley and Florida State by an average margin of 21 points, MSU's quest for another championship came up one point short as West Virginia's Darris Nichols drilled buzzer-beating 3-pointer to lift the Mountaineers to a 63-62 win against the 21-14 Bulldogs in the semifinals played at New York's Madison Square Garden.

Despite the heart-breaking setback, the run set the stage for a 23-11 campaign that saw Rick Stansbury become the school's all-time winningest coach.

After a slow start that had the Bulldogs 5-5 out of the gates, MSU hit its stride after reeling off nine-straight victories after knocking off No. 15 Ole Miss 88-68 in Starkville.

The Bulldogs split their next six games, though, but closed out the regular season winning four of their five contests.

That surge pushed MSU into the semifinals of the SEC Tournament in Atlanta and eventually into the NCAA Tournament.

With a trip to Little Rock for the Big Dance, the Bulldogs were impressive out of the gates with a 76-69 victory against Oregon. But two days later, State's season came to a gut-wrenching end with a hard-fought 77-74 setback to Memphis, which lost to Kansas in the title game.



The Bulldogs were ranked as high as fourth nationally in 2003-04 en route to claiming an SEC title (regular season or tourney) for the third-straight season.





# MISSISSIPPI STATE UNIVERSITY



**M**ississippi State is a comprehensive land-grant institution and the largest university in Mississippi, with a statewide enrollment of more than 18,600 students.

Established in 1878 as the Agricultural and Mechanical College of Mississippi, the university has traditional strengths in engineering and scientific agriculture but has evolved into a comprehensive institution with a diverse array of programs in teaching, research, and service.

### ACADEMICS AND STUDENT LIFE

Mississippi State students consistently earn honors such as the prestigious Harry S. Truman Scholarship, awarded for those who will enter public service, and, with 16 Truman Scholars to date, the university has been recognized as a Truman Honor Institution. In the past year, a student team competed for and won first place in a national Challenge X competition to redesign a fuel-efficient and environmentally-friendly SUV.

Recently initiated programs are providing opportunities to develop leadership potential and global study options.

The university's Global Leadership Continuum provides "cradle-to-CEO" programming designed to develop leadership across a "global" spectrum that begins with high school and continues through the university experience and into professional life. Included are the Young Guns Leadership Camp for rising high school seniors; the Day One Leadership Community for incoming freshmen, focusing on shared academic and service experiences; and the highly competitive Appalachian Leadership Honors Program for sophomores and juniors.

To complement these efforts, the university has launched a minor in leadership studies open to students in all majors. A university honor code adopted in 2007 in-

stitutionalizes a campus culture of integrity and personal responsibility in academic studies. Through the Global Leadership Program, students may experience significantly expanded studyabroad opportunities.

### RESEARCH

Mississippi State faculty researchers attracted \$186.5 million in external funding for 2006-07, up from about \$155 million during the previous year. This funding supported 1,691 sponsored projects in 2007.

Based on the latest rankings available from the National Science Foundation, MSU ranks seventh in the nation in agricultural sciences research expenditures and 44th in engineering. Last year MSU faculty and staff disclosed 80 new technologies resulting in three new start-up companies, nine licenses, and 22 patent applications. The university now holds 77 patents.

In recent years, MSU has established the Thad Cochran Endowment for Entrepreneurship, as well as collaborating with federal agencies and industries to help increase technology-oriented start-up companies. Among the collaborators and sponsors are the U.S. departments of Defense and Energy, NASA, General Electric, Northrop Grumman, EADS/American Eurocopter, Boeing, Raytheon, General Dynamics, Israeli Aerospace Industry, and the Mississippi Technology Alliance.

In a key area of economic interest to Mississippi, MSU's Center for Advanced Vehicular Systems, established in 2001, continues research and development supporting a goal of attracting automotive industries to the state. The center is conducting research in areas that include materials processing, human and systems engineering, alternative power systems, computational manufacturing and design, and advanced learning technologies.

### POINTS OF PRIDE AT MSU

- ❖ Mississippi State ranks among the top 100 institutions across the country in the number of bachelor's degrees awarded to African-Americans.
- ❖ Mississippi State's undergraduate program in landscape architecture in 2005 was listed among the nation's top 15 programs by a national publication that promotes quality design education.
- ❖ Ten Mississippi State University students have been named Barry M. Goldwater Scholars since 1999. The national scholarship recognizes academic excellence in the sciences, mathematics and engineering.
- ❖ In the September 2005 issue of Washington Monthly's college rankings, MSU was ranked No. 95 nationally among 245 major public and private institutions based on "what colleges are doing for the country."
- ❖ Over the last decade, five Mississippi State University professors have been named Mississippi Professor of the Year by the national Council for Advancement and Support of Education and the Carnegie Foundation for the Advancement of Teaching.
- ❖ Recently cited for its service in the aftermath of Hurricane Katrina, MSU's student chapter of the American Society of Civil Engineers is nationally ranked for overall excellence.
- ❖ The Mississippi State Promise is a new program designed to help entering freshmen and entering community college transfer students from low-income Mississippi families attend MSU by ensuring that their tuition and required fees will be paid with gift-grant student aid.
- ❖ Mississippi State's Rasket Flight Research Laboratory is building its own version of unmanned aerial vehicles that will strengthen U.S. battlefield surveillance capabilities.
- ❖ The Appalachian Leadership Honors Program is providing opportunities to cultivate leadership potential.
- ❖ In 2007, Kiplinger's Personal Finance magazine named Mississippi State one of its "100 Best Values in Public Colleges." The list recognizes institutions that are "noteworthy for their combination of top-flight academics and affordable costs."





## OUTREACH AND SERVICE

From its academic programs to the work of countless individuals, Mississippi State has "extended further" and gone "beyond the limit" to make a difference in the lives of citizens around the state. In 2006, the university formed the Mississippi State Community Action Team to organize university resources and expertise for quick response to local issues around the state. MSU's Extension Service is the first in the nation to have an interactive videoconferencing system in every county Extension office. Through the Freedom Calls program, the system is being used to connect Mississippians with family members in the U.S. military serving our country in Iraq.


The MSU Extension Service maintains offices in almost every county of the state, and the Mississippi Agricultural and Forestry Experiment Station operates 10 branch stations throughout Mississippi. Four strategically located research and extension centers coordinate the delivery of services statewide.

## DISTINGUISHED MISSISSIPPI STATE ALUMNI


- ❖ **RICHARD ADKERSON**  
*President and CEO of Freeport-McMoRan Copper & Gold*
- ❖ **JAMES BAGLEY**  
*Executive chairman of Lam Research Corp.*
- ❖ **JOHN H. BRYAN JR.**  
*Retired chairman and CEO of Sara Lee Corp.*
- ❖ **FRED CARL**  
*Founder and president of Viking Range Corp.*
- ❖ **WILL CLARK**  
*Retired six-time Major League Baseball All-Star*
- ❖ **EARNEST DEAVENPORT**  
*Former chairman and CEO of Eastman Chemical Company*
- ❖ **DR. JAMES FLANAGAN**  
*Winner of National Medal of Science; Member of Natl. Academies of Science and Engineering*
- ❖ **DR. RICHARD GILBRECH**  
*Director of NASA's John C. Stennis Space Center*
- ❖ **JOHN GRISHAM**  
*Author of numerous best-selling novels, including A Time to Kill and The Pelican Brief*
- ❖ **QUINCY HILLIARD**  
*Internationally known composer who wrote a composition for the 1996 Summer Olympics*
- ❖ **MICKEY HOLLIMAN**  
*Chairman of the board and CEO of Furniture Brands International*
- ❖ **BAILEY HOWELL**  
*1997 National Basketball Hall of Fame inductee and former Boston Celtics great*
- ❖ **DR. JAMES E. NEWSOME**  
*President of New York Mercantile Exchange*
- ❖ **RAFAEL PALMEIRO**  
*Retired two-time Major League Baseball All-Star who became the fourth player to have both 3,000 hits and 500 home runs*
- ❖ **HARTLEY PEAVEY**  
*Founder and CEO of Peavey Electronics*
- ❖ **CAROLYN SHANKS**  
*President and CEO of Entergy Mississippi*
- ❖ **JANET MARIE SMITH**  
*Former senior vice president for planning and development for the Boston Red Sox who is now overlooking the renovations of the Rose Bowl.*
- ❖ **LT. GEN. CARL A. STROCK**  
*Commander and Chief of Engineers with the United States Army Corps of Engineers*




**SWALM ENGINEERING BUILDING**



**CHAPEL OF MEMORIES TOWER**



**MONTGOMERY HALL**



**LEE HALL**



**HUNTER HENRY CENTER**



**THE BULLDOG**

Mississippi State University's athletic teams are called Bulldogs, a name earned and maintained over the decades by the tough, tenacious play of student-athletes wearing the Maroon and White. The official school mascot is an American Kennel Club registered English Bulldog, given the inherited title of 'Bully.'

As with most universities, Mississippi State University teams answered to different nicknames through the years. The first squads representing Mississippi A&M College were proud to be called Aggies. When the school officially became Mississippi State College in 1932, the nickname Maroons, for MSU's uniform color, gained prominence. Bulldogs became the official title for State teams in 1961, not long after State College was granted university status.



Mississippi State's "Bully" was honored as the 2002 National Cheerleaders Association (NCA) national mascot champion.

Yet references to school teams and athletes as Bulldogs actually go back to early in the century, and this nickname was used almost interchangeably with both Aggies and Maroons, since at least 1905.

On November 30 of that year, the A&M football team shut out their arch-rivals from the University of Mississippi 11-0 in Jackson, Miss. The campus newspaper, The Reflector, reported: "After the game, filled with that emotion that accompanies every great victory, there was nothing left for the cadets to do but to complete the great victory by showing sympathy for the dead athletic spirit of the University, by having a military funeral parade.

"A coffin was secured, decorated with University colors and a bulldog pup placed on top. It was then placed on the shoulders of a dozen cadets, and the procession started down Capitol Street, preceded by the brass band playing a very pathetic funeral march."

Other newspaper reports of the victory commented on the 'bulldog' style of play by the A&M eleven, and the Bulldog was soon publicly accepted as a school athletic symbol. Accounts of a 1926 pep rally in Meridian, Miss., had another bulldog parading with students.

Use as an official game mascot began in 1935 when coach Major Ralph Sasse, on 'orders' from his team, went to Memphis, Tenn., to select a bulldog. Ptolemy, a gift of the Edgar Webster family, was chosen and the Bulldogs promptly defeated Alabama 20-7.

A litter-mate of Ptolemy became the first mascot called 'Bully' shortly after Sasse's team beat mighty Army 13-7 at West Point that same year - perhaps the greatest victory in MSU football history. But Bully I earned other fame the hard way, in 1939 when a campus bus cut short his career.

Days of campus mourning followed, as Bully lay in state in a glass coffin. A half-mile funeral procession accompanied by the the Famous Maroon Band and three ROTC battalions went to Scott Field where Bully was buried under the bench at the 50-yard line. Even Life magazine covered the event. Other Bullys have since been buried by campus dorms, fraternity houses, and also at the football stadium.

For years Bully was a target for kidnapers, the last incident occurring prior to the 1974 State-Ole Miss game. The Bulldog team won anyway, 31-13. While early Bullys once roamed campus freely or lived in fraternities, today the official university mascot is housed at the School of Veterinary Medicine when not on duty at State home football games. For all their fierce appearance and reputation, today's mascot bulldogs are good-natured, friendly animals and favorites with children.

A student wearing a Bulldog suit, also answering to Bully, is part of the MSU cheerleading team and assists in stirring up State spirit at games and pep rallies.

Seven years ago during national cheerleading competition in Daytona Beach, Fla., Mississippi State University's "Bully" was honored as the 2002 National Cheerleaders Association (NCA) national mascot champion.

**THE COWBELL**

The most unique and certainly the most resounding symbol of Mississippi State University tradition is the cowbell. Despite decades of attempts by opponents and au-



**BULLY XIX - TONKA"**  
Retired back in September

thorities to banish it from scenes of competition, diehard State fans still celebrate Bulldog victories loudly and proudly with the distinctive sound of ringing cowbells.

The precise origin of the cowbell as a fixture of Mississippi State sports tradition remains unclear to this day. The best records have cowbells gradually introduced to the MSU sports scene in the late 1930s and early 1940s, coinciding with the 'golden age' of Mississippi State football success prior to World War II.

The most popular legend is that during a home football game between State and archrival Ole Miss, a jersey cow wandered onto the playing field. Mississippi State soundly whipped the Rebels that Saturday, and State College students immediately adopted the cow as a good luck charm.

Students are said to have continued bringing a cow to football games for a while, until the practice was eventually discontinued in favor of bringing just the cow's bell.

Whatever the origin, it is certain by the 1950s cowbells were common at MSU games, and by the 1960s were established as the special symbol of MSU. Ironically, the cowbell's popularity grew most rapidly during the long years when State football teams were rarely successful. Flaunting this anachronism from the 'aggie' days was a proud response by students and alumni to outsider scorn of the university's 'cow college' history.

In the 1960s two MSU professors, Earl W. Terrell and Ralph L. Reeves, obliged some students by welding handles on the bells so they could be rung with more convenience





and authority. By 1963 the demand for these long-handled cowbells could not be filled by home workshops alone. So, at the suggestion of Reeves, the Student Association bought bells in bulk and the Industrial Education Club agreed to weld on handles. In 1964, the MSU Bookstore began marketing these cowbells with a portion of profits returning to these student organizations.

Today many styles of cowbells are avail-

able on campus and around Starkville, with the top-of-the-line being a heavy chrome-plated model with a full Bulldog figurine handle. But experts insist the best and loudest results are produced by a classic long-handled, bicycle-grip bell made of thinner and tightly-welded shells.

Cowbells decorate offices and homes of Mississippi State alumni, and are passed down through generations of Bulldog fans. But they are not heard at Southeastern Conference games - not legally, at least - since the 1974 adoption of a conference rule against 'artificial noisemakers' at football and basketball games. On a 9-1 vote, SEC schools ruled cowbells a disruption and banned them.

This has done little harm to the cowbell's popularity, however, or to prevent cowbells from being heard outside stadiums in which the Bulldogs are playing. They can still be heard at non-conference football contests, as well as other sporting events on campus. And bold Bulldog fans still risk confiscation for the privilege of keeping a unique Mississippi State tradition alive and ringing at SEC affairs.

## MAROON & WHITE

Maroon and White are the distinctive colors of Mississippi State University athletic teams, dating back over a century to the very first football game ever played by the school's student-athletes.

On November 15, 1895, the first Mississippi A&M football team was preparing for a road trip to Jackson, Tenn., to play Southern Baptist University (now called Union University) the following day. Since every

college was supposed to have its own uniform colors, the A&M student body requested that the school's team select a suitable combination.

Considering this choice to be an honor, the inaugural State team gave the privilege to team captain W.M. Matthews. Accounts report that without hesitation Matthews chose Maroon and White.

In the 112 years since, every Mississippi State athlete has donned the Maroon and White in some sort of combination. Often a shade of gray has been added to the scheme, such as for the numerals. Briefly in the 1980s, the men's and women's basketball teams wore all-gray uniforms with maroon and white trim, while football has at times sported silver game pants, and baseball will often wear all gray road outfits. Only once has an MSU team appeared in any other color combination. In 1938, football coach Spike Nelson secretly had cardinal and gold uniforms made for State, a selection that did not sit well with the team or the college at the first game. Neither the uniforms nor Nelson were back for the next season.

## MSU ALMA MATER

*In the heart of Mississippi,  
Made by none but  
God's own hands,  
Stately in her natural splendor,  
Our Alma Mater proudly stands.  
Mississippi State, we love you;  
Fondest memories cling to thee,  
Life shall bear thy spirit ever;  
Loyal friends we'll always be.*

### CHORUS:

*Maroon and White!  
Maroon and White!  
Of thee with joy we sing;  
Thy colors bright,  
our souls delight;  
With praise our voices ring.*



## "HAIL STATE"

*Hail dear ole State!  
Fight for that victory today.  
Hit that line and tote that ball,  
Cross the goal before you fall!  
And then we'll  
yell, yell, yell, yell!  
For dear ole State  
we'll yell like H-E-L-L!  
Fight for Mis-sis-sip-pi State.  
Win the game today!*



Formed nine years ago, "Rick's Rowdies" is a group comprised of dedicated Mississippi State students and enthusiastic basketball fans committed to the increased involvement of the MSU student body during home basketball games at Humphrey Coliseum.





# Humphrey Coliseum

**H**umphrey Coliseum, the largest on-campus basketball arena in the state of Mississippi, will be the home of Bulldog Basketball for the 36th season during the 2010-11 campaign. Opened in 1975, Humphrey Coliseum has undergone many modifications during recent years to rank as one of the finest multi-purpose facilities in the Southeastern Conference.

On the heels of MSU's record-setting 2003-04 basketball campaign, in which coach Rick Stansbury's 26-4 Bulldogs claimed the overall SEC championship and won a second-straight SEC Western Division crown en route to making another NCAA Tournament appearance, Humphrey Coliseum underwent its most recent major transformation in the summer of 2004.

Thanks to the generous \$1.8 million contribution from the Henry Mize Foundation, "The Hump" now features a new four-sided, center-hung video scoreboard. The state-of-the-art, multi-purpose scoreboard, purchased from Barco Sports of Logan, Utah, measures 22 feet 10 inches across and 18 feet 6 inches in height in addition to weighing 14,000 pounds.

Featuring four identical TrueColor video displays, four custom fixed-digit LED scoreboards with statistics and electronic team names, along with top backlit ad panels and bottom LED color ad displays, the scoreboard's active area measures 10 feet 4 inches wide and 8 feet 10 inches deep. In addition, the Coliseum's new basketball scoreboard features decorated truncated corners and an illuminated donor panel noting the recent monetary contribution of the Henry Mize Foundation.

## THE MIZE CONTRIBUTIONS

The late Henry Mize hailed from Booneville, Miss., and was a 1938 MSU alumnus and lifetime supporter of Mississippi State Athletics, while his nephew, Paul "Buzzy" Mize of Tupelo, Miss., and a 1978 State graduate, has served as the executor of the Henry Mize Foundation.

Additional support and services for the construction, installation and hoisting of the Coliseum's new basketball scoreboard were provided by

Hoffend & Sons (Victor, N.Y.), Ellis Steel (West Point, Miss.), Burkhalter Rigging (Columbus, Miss.) and Spencer Engineers (Jackson, Miss.), as well as on-campus support from the MSU Physical Plant and the University Television Center.

Another major renovation project, completed in November 1998 by Pryor Construction, Inc., out of Tupelo, Miss., involved the addition of approximately 1,000 maroon theatre-style chairback seats to increase the Coliseum's permanent seating capacity to nearly 10,500. This improvement to the Bulldogs' basketball arena was accomplished with the realignment of the lower-deck seats plus the addition of permanent foldout chairback seats at courtside.

In addition to the Coliseum's re-configured seating plan that now features chair back seats courtside often found at NBA arenas, an improved lighting system was installed this past summer to enhance the electric atmosphere at "The Hump." Additional restrooms were also added to the east side of the facility at the time.

## THE NEW-LOOK FLOOR

In 2000, Humphrey Coliseum was graced with the arrival of a new hard maple floor, courtesy of the Horner Flooring Company of Dollar Bay, Mich. MSU's basketball playing surface measures 112 feet long and 60 feet wide and back in July the surface received a complete overhaul, with the "Mississippi State" wordmark replacing the M-State logo.

A high-directivity distributed loudspeaker system was installed in 2001 by Sound and Communications, Inc., of Jackson, Miss., to enhance the Coliseum's public address and sound reinforcement system.

Also added in recent years has been rotating corporate sponsorship signage at the scorer's table located between Mississippi State's bench area and the visiting team's bench.

The Coliseum's most recently added amenities were unveiled this summer with new, attractive banners honoring the Bulldogs' and Lady Bulldogs' SEC championships and postseason tournament appearances.





## First Game

Dec. 1, 1975, an 85-82 win against Indiana State.

## 489

Total number of men's games played at the Hump since it first opened

## Kermit Davis

The first Mississippi State coach at the Hump was Kermit Davis.

## 32

The Hump has had 10,000-plus fans 32 times.

# 10,788

A record 10,788 fans packed the Hump last year to watch the overtime thriller between MSU and Kentucky.

Since Humphrey Coliseum opened in 1975, the Bulldogs have won more than 70 percent of their battles at "The Hump." After ushering in the Humphrey Coliseum era of MSU basketball with an 85-82 victory over Indiana State back on Dec. 1, 1975, the Bulldogs have compiled an impressive 354-135 home.

In 1990-91, Mississippi State went over the 1-million mark for overall home basketball attendance with the Bulldogs drawing 100,000-plus fans (102,072; 7,852 per game) in a single season for the first time in school history during MSU's SEC Championship campaign. On Feb. 23, 2002, at Humphrey Coliseum, a then-state of Mississippi-record 10,645 fans attended State's 61-59 home win against the Ole Miss Rebels in a crucial SEC contest. After nearly drawing 100,000 total fans during the 2002-03 season and setting a new single-season school record by averaging 9,165 fans per home SEC game, the 2003-04 Bulldog squad shattered all existing MSU basketball attendance records en route to capturing the school's first outright regular-season league championship since 1962-63.

In recording 12 or more home wins in a year for the fourth-straight, the 2003-04 Bulldogs established new single-season Coliseum attendance standards for most total fans (111,940), highest per-game average for overall games (7,996), highest per-game average for SEC contests (10,209) and most crowds (6) of 10,000+ fans, along with setting a new mark for the largest single-game crowd (10,735) for MSU's 80-56 home triumph over Ole Miss on Feb. 7, 2004.

In a home win streak that began the year prior, the 2003-04 State squad also set a new all-time Coliseum record with 14 consecutive homecourt victories over the course of two years.

Six years ago, State's attendance boom and home success continued as the Bulldogs went over the 100,000 mark for attendance (103,031) for the second-straight season.

### MORE RECORDS SHATTERED

Three years ago en route to advancing to the second round of the

NCAA Tournament, MSU established single-season school standards for home attendance (139,305) as it claimed 12 victories. Two years ago, records were shattered again as a total of 157,111 fans came through the turnstiles to witness the Maroon & White claim 13 victories.


Last year, in posting a 13-4 ledger at home, MSU drew 116,919 fans.

As a result of those victories, MSU has now registered 10 or more home wins in a season 17 times over the last 18 basketball campaigns dating back to 1992-93, including all 12 seasons under Stansbury's guidance.

Prior to the start of MSU's anticipated 1995-96 Final Four campaign, the capacity of State's home basketball arena was increased to 10,000 with the addition of permanent seats around the Coliseum's inner concourse. During the summer of 1996, the Coliseum underwent major renovations to accommodate the MSU athletic department's growing need for additional locker room availability.

Standing the equivalent of a seven-story building (84 feet), Humphrey Coliseum is 318 feet long and 268 feet wide and was originally constructed from approximately 450,000 red Mississippi-made bricks.

Named in honor of George Duke Humphrey, a former Mississippi State president (1934-45), the Coliseum also serves as the home for the Lady Bulldog basketball team, in addition to housing some administrative offices and several non-football coaches' offices.







# MISSISSIPPI STATE UNIVERSITY

TM



2010-11 BULLDOG BASKETBALL



# HOME OF THE BULLDOGS




2010-11 BULLDOG BASKETBALL





# MISSISSIPPI STATE UNIVERSITY™





# TEMPLETON ATHLETIC ACADEMIC CENTER




2010-11 BULLDOG BASKETBALL











# ATHLETIC Excellence

Mississippi State athletes play in some of the nation's finest facilities. Almost every Bulldog competition site has either been constructed or renovated in the last 15 years. During that time alone, more than \$60 million in facility enhancements have been made.



**DAVIS WADE STADIUM AT SCOTT FIELD:** Near-sellout crowds have become the norm at Davis Wade Stadium at Scott Field, where the Bulldogs have played before masses reaching 85 percent of stadium capacity. Since the 2000 season when expansion and renovation projects gave the nation's second-oldest stadium a gleaming new look, crowds have grown by nearly 30 percent.



**PITTS TENNIS CENTRE:** Considered among the finest tennis facilities in the collegiate ranks, the modern, six-court, 1,000-seat A.J. Pitts Tennis Centre recently completed its 26th year serving the men's and women's programs. Recent enhancements at the facility include new locker areas and concession stands (1998) and a permanent press box (2004).

**W.D. SPENCER STADIUM/  
CARL MADDOX TRACK:** Co-named in honor of a two-time Mississippi State Olympian and a former MSU athletic director, the W.D. Spencer Stadium/Carl Maddox Track has served as host to the Southeastern Conference Outdoor Track and Field Championships three times since 1985, joining Tennessee as the most frequent host for that event during that time.



**DUDY NOBLE FIELD, POLK-DEMENT STADIUM:** One of the nation's leaders in baseball season ticket sales and attendance, Dudy Noble Field, Polk-Dement Stadium still holds the nation's on-campus single-game attendance mark — 14,991. With a seating capacity of more than 7,000 and more space in the world-famous outfield, *Sports Illustrated* magazine named the park, the "Best Place To Watch College Baseball" in a 1997 issue.



**NEWELL GRISSOM BUILDING:**

The 12,000-square foot, hardwood-floored Newell-Grisson Building serves as the home for Mississippi State's volleyball program and serves as a practice facility for both of the school's basketball programs. Recent improvements include the addition of an air conditioning/heating system and chairback seating.

# Great Places

**MSU GOLF COURSE:**

Nominated by *Golfweek* and *Golf Digest* magazines as one of the premier public golf courses in the United States, Mississippi State's championship University Golf Course is the home to the men's and women's programs. The 18-hole course was recently furnished with a 5,000-square-foot clubhouse, complete with locker areas, snack bar, golf shop and classroom.



**MSU SOCCER FIELD:** Built in 1995, the lighted Mississippi State Soccer Field gives the Bulldog women one of the finest playing surfaces in the Southeast, a 114-yard long, 72-yard wide regulation NCAA Championship field. The lush turf is Mississippi Pride grass, developed by researchers on the MSU campus.



**MSU SOFTBALL FIELD:** Constructed in 1997, the Mississippi State Softball Field has undergone almost constant improvement at the northern-most point of campus. Lights were added to the facility in 1998, brick work was added to the dugouts two years later and, in 2001, additional batting cages were built. In 2005, softball moved into a new locker, training and meeting facility adjacent to the park.



**BRYAN BUILDING:** The state-of-the-art John H. Bryan Athletic Administration Building is the crown jewel of MSU's expansion projects of the last decade. Opened in 1996, this showcase facility is named for longtime Bulldog friend and supporter John H. Bryan Sr., and houses athletic administration, football, ticket, athletic development and media relations offices.

**HUMPHREY COLISEUM:** Season ticket sales records and all-time attendance marks have also been set over the past decade by Bulldog and Lady Bulldog basketball teams in the Humphrey Coliseum, the state's largest on-campus basketball arena. The latest addition to the facility was a \$1.8 million, center-hung, four-sided video scoreboard and jumbotron screen installed in 2004.

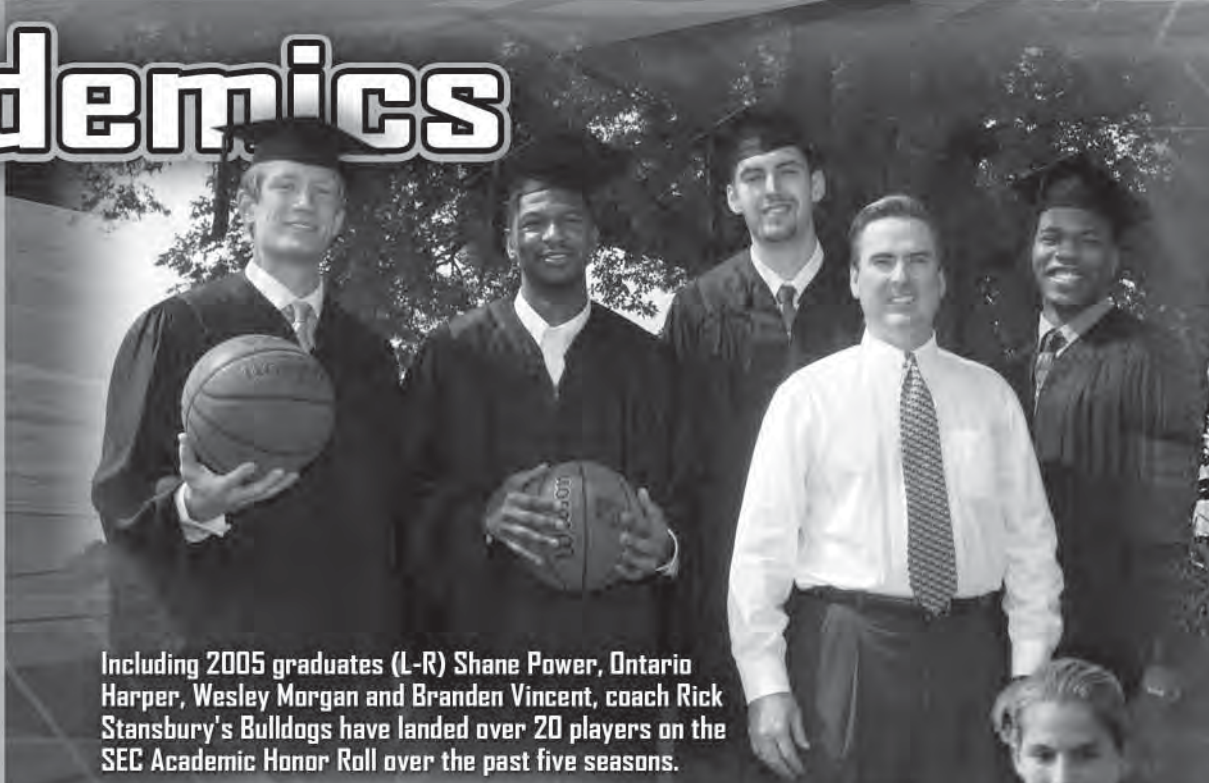





# The BULLDOG

## Academics


While the MSU athletic program has experienced success both on the field and court, Bulldog and Lady Bulldog athletes are excelling where it counts the most – in the classroom. During the 2008-09 school year, 153 MState athletes earned SEC Academic Honor Roll honors.



Including 2005 graduates (L-R) Shane Power, Ontario Harper, Wesley Morgan and Branden Vincent, coach Rick Stansbury's Bulldogs have landed over 20 players on the SEC Academic Honor Roll over the past five seasons.



BURKE MASTERS was a two-time First Team GTE-CoSIDA Academic All-American (1989 and 1990), four-time SEC Academic Honor Roll selection and the 1990 Boyd McWhorter SEC Scholar-Athlete of the Year.



A two-time Academic all-SEC selection, KATE JASPERS racked up numerous academic awards while at MSU. She was twice named *ESPN the Magazine* Academic All-American, and a three-time NFCA Scholar Athlete All-America. In 2004, Jaspers was named the SEC Scholar-Athlete of the Year, as well as the CoSIDA Academic Player of the Year.



ANNEMARIE PIMENTEL was a four-year soccer letterwinner. While at State, she was a three-time Academic all-SEC selection and was named to the GTE and Verizon Academic All-District teams. Her career culminated in being selected the 2000 SEC Boyd McWhorter Post-Graduate Scholarship winner, awarded to the student-athlete who best demonstrates excellence in athletics, academics and community service.





# Way

# TRADITIONS

Mississippi State is deep with tradition. From Bully to cowbells and the maroon and white, evidence of *The Bulldog Way* are found deep in the heart of every State graduate.

The most unique and certainly the most resounding symbol of MSU tradition is the cowbell. Cowbells decorate homes and offices of MSU alumni, and are passed down through generations of Bulldog fans. Although banned from SEC games since 1974, the ruling has not damaged the cowbell's historical importance.

## HAIL STATE (FIGHT SONG)

*Hail dear 'ole State,  
Fight for that victory today;  
Hit that line and 'tote that ball;  
Cross the goal before you fall,  
And then we'll yell, yell, yell!  
For dear 'ole State we'll yell like hell!  
Fight for Mis-sis-sip-pi State,  
Win that game today.*

## MAROON AND WHITE (ALMA MATER)

*In the heart of Mississippi,  
Made by none but God's own hands,  
Stately in her nat'ral splendor  
Our Alma Mater proudly stands;  
State College of Mississippi,  
Fondest mem'ries cling to thee,  
Life shall hoard thy spirit ever,  
Loyal sons we'll always be.*

### Chorus:

*Maroon and White! Maroon and White!  
Of thee with joy we sing;  
Thy colors bright our souls delight,  
With praise our voices ring.*

*Tho' our life some pow'r may vanquish,  
Loyalty can't be o'er run;  
Honors true on thee we lavish  
Until the setting of the sun;  
Live Maroon and White for ever,  
Ne'er can evil mar thy fame,  
Nothing us from thee can sever,  
Alma Mater we acclaim.*

MSU's athletic teams are called the Bulldogs, a name earned and maintained over the decades by the tough, tenacious play of student-athletes wearing the maroon and white. The official school mascot is an American Kennel Club registered English Bulldog, given the inherited title of "Bully." A costumed Bully often makes his presence known at various athletic events.





# BASKETBALL Practice

The newest Addition to the Mississippi State men's and women's basketball programs is an \$11.2 million state-of-the-art basketball practice facility. The building will feature 23,500 square feet of court space. Included will be an 84-space parking garage, offices for both the men's and women's coaches, two collegiate regulation courts length wise with four high school size cross courts, a weight room, training room and a reception area of 5,000 square feet. The Henry Mize Foundation provided the lead gift of \$4 million while Richard Adkerson pledged \$2 million.
















# Facility



## AMENITIES:

-  Estimated completion in November 2010
-  Total cost is \$11.2 million
-  Total square footage of practice facility is 57,611
-  23,500 square feet of court space (one of the largest in the SEC)
-  5,000 square feet of reception space that can be used for pregame functions and to host recruits
-  Two college regulation-size courts length wise, with four high school size cross courts
-  Retractable wall to separate men's and women's courts
-  Weight room
-  Training room
-  Offices for both the men's and women's coaches
-  84-space parking garage





# 2010-2011 SEC COMPOSITE SCHEDULE

## OCTOBER

**28 (Thursday)**  
Florida Tech at Florida (Exh.)

## NOVEMBER

**1 (Monday)**  
Pikeville at Kentucky (Exh.)

**2 (Tuesday)**  
Talladega at Alabama (Exh.)

**3 (Wednesday)**  
Georgetown (Ky.) at Florida (Exh.)  
Brevard at Tennessee (Exh.)  
West Alabama at Auburn (Exh.)  
Ala.-Huntsville at Vanderbilt (Exh.)

**4 (Thursday)**  
Augusta State at Georgia (Exh.)  
Ky. Wesleyan at S. Carolina (Exh.)

**5 (Friday)**  
Delta State at Ole Miss (Exh.)  
Dillard at Kentucky (Exh.)

**6 (Saturday)**  
Lindsey Wilson at Miss. State (Exh.)

**8 (Monday)**  
Indianapolis at Tennessee (Exh.)  
Columbus State at Auburn (Exh.)  
Southern Indiana at Vanderbilt (Exh.)  
Ala.-Huntsville at Alabama (Exh.)

**12 (Friday)**  
1-UNC-Wilmington at Florida  
East Tennessee State at Kentucky  
Northwestern State at LSU  
Arkansas State at Ole Miss  
Tennessee State at Mississippi State  
Presbyterian at Vanderbilt  
UNC-Asheville at Auburn  
Chattanooga at Tennessee  
Florida A&M at Alabama  
Mississippi Valley State at Georgia  
Elon at South Carolina

**15 (Monday)**  
Troy at Alabama

**16 (Tuesday)**  
1-Ohio State at Florida  
Colorado at Georgia  
Nicholls State at LSU  
2-Belmont at Tennessee  
South Carolina at Michigan State

**17 (Wednesday)**  
Murray State at Ole Miss  
1-Missouri St./Ark. St. at Tennessee

**18 (Thursday)**  
3-Vanderbilt vs. Nebraska  
1-North Carolina A&T at Florida  
Tennessee-Martin at LSU  
Grambling State at Arkansas

**19 (Friday)**  
Appalachian St. at Mississippi State  
4-Alabama vs. Seton Hall  
5-Samford at Auburn  
Kentucky at Portland  
Radford at South Carolina  
3-Vandy vs. West Virginia/Davidson

**20 (Saturday)**  
Dayton at Ole Miss  
5-Campbell at Auburn  
4-Alabama vs. Iowa/Xavier  
Georgia at Saint Louis

**21 (Sunday)**  
1-Morehead State at Florida  
6-LSU vs. Memphis  
5-Middle Tennessee at Auburn  
3-Vanderbilt vs. TBD

**22 (Monday)**  
7-Kentucky vs. Oklahoma  
Detroit at Mississippi State  
4-Alabama vs. TBD  
Florida Gulf Coast at Arkansas  
2-Tennessee vs. TBD

**23 (Tuesday)**  
7-Kentucky vs. Virginia/Washington  
Florida Atlantic at Florida  
USC Upstate at South Carolina  
2-Tennessee vs. TBD

• 24 (Wednesday)  
• Centenary at LSU  
• Grambling State at Vanderbilt  
• Southeast Missouri St. at Arkansas  
• 7-Kentucky vs. TBD  
• 2-Tennessee vs. TBD

**25 (Thursday)**  
• 8-Georgia vs. Notre Dame

**26 (Friday)**  
• Penn State at Ole Miss  
• Troy at Mississippi State  
• 9-UAB at Arkansas  
• 8-Georgia vs. TBD  
• 2-Tennessee vs. TBD

**27 (Saturday)**  
• Jacksonville at Auburn  
• Alabama A&M at Alabama  
• South Carolina at Western Kentucky  
• Appalachian State at Vanderbilt

**28 (Sunday)**  
• LSU at South Alabama  
• Florida at Florida State  
• 8-Georgia vs. TBD

**30 (Tuesday)**  
• Ole Miss at Miami  
• Boston at Kentucky  
• Middle Tennessee St. at Tennessee  
• Georgia Southwestern at Auburn  
• Houston at LSU  
• Florida Atlantic at Mississippi State

## DECEMBER

**1 (Wednesday)**  
• Western Kentucky at Vanderbilt  
• South Alabama at Alabama  
• Oklahoma at Arkansas  
• 10-Florida vs. UCF  
• Delaware State at South Carolina

**3 (Friday)**  
• UAB at Georgia

**4 (Saturday)**  
• Kentucky at North Carolina  
• Belmont at Vanderbilt  
• Alabama at Purdue  
• Southern Miss at Ole Miss  
• Arkansas-Pine Bluff at Auburn  
• Troy at Arkansas

**5 (Saturday)**  
• Clemson at South Carolina  
• Florida at American

**7 (Tuesday)**  
• Georgia at Georgia Tech

**8 (Wednesday)**  
• 11-Arkansas vs. Seton Hall  
• Vanderbilt at Missouri  
• 11-Kentucky vs. Notre Dame

**9 (Thursday)**  
• Kent State at Florida

**11 (Saturday)**  
• 12-Auburn vs. Rutgers  
• Ole Miss at UALR  
• 12-Tennessee vs. Pittsburgh  
• Indiana at Kentucky  
• Alabama at Providence  
• Wofford at South Carolina  
• Central Michigan at LSU  
• East Tenn. St. at Mississippi State

**12 (Sunday)**  
• North Carolina A&T at Miss. State

**13 (Monday)**  
• Coastal Carolina at LSU  
• Mississippi Valley State at Ole Miss  
• Nicholls State at Mississippi State

**14 (Tuesday)**  
• Oakland at Tennessee  
• Alabama State at Mississippi State

**15 (Wednesday)**  
• Southeastern Louisiana at Alabama  
• Auburn at South Florida  
• Mississippi Valley State at Arkansas  
• 20-Belhaven at Miss. State (Exh.)

**16 (Thursday)**  
• McNeese State at LSU

**17 (Friday)**  
• Tennessee at Charlotte

**18 (Saturday)**  
• Arkansas State at Georgia  
• 14-Arkansas vs. Texas A&M  
• South Carolina at Ohio State  
• 15-Florida vs. Kansas State  
• East Tennessee State at Ole Miss  
• 13-Alabama vs. Oklahoma State  
• Southeastern Louisiana at Vanderbilt  
• Presbyterian College at Auburn  
• 16-LSU vs. Wichita State  
• Mississippi Valley State at Kentucky  
• 17-Mississippi State vs. Virginia Tech

**20 (Monday)**  
• Jacksonville at Florida

**21 (Tuesday)**  
• High Point at Georgia  
• Southern California at Tennessee  
• USC-Upstate at Auburn  
• Vanderbilt at Middle Tenn. State  
• Lipscomb at Alabama

**22 (Wednesday)**  
• Winthrop at Kentucky  
• 18-Mississippi St. vs. Washington St.  
• 19-Ole Miss vs. Texas State  
• Radford at Florida  
• North Texas at LSU  
• Texas Southern at Arkansas  
• South Carolina at Furman

**23 (Thursday)**  
• Georgia at Mercer  
• Belmont at Tennessee  
• 19-Ole Miss vs. TBD  
• 18-Miss. State vs. Baylor/San Diego

**24 (Friday)**  
• 19-Ole Miss vs. TBD

**25 (Saturday)**  
• 18-Mississippi State vs. TBD

**27 (Monday)**  
• Southern at LSU

**28 (Tuesday)**  
• Fairfield at Florida  
• Coppin State at Kentucky  
• Pepperdine at Alabama  
• Charleston Southern at Georgia

**29 (Wednesday)**  
• Tennessee-Martin at Tennessee  
• Georgia Southern at Auburn  
• LSU at Rice  
• Marquette at Vanderbilt  
• North Carolina A&T at Arkansas  
• Jacksonville State at South Carolina  
• 21-Miss. State vs. St. Mary's (Calif.)

**30 (Thursday)**  
• Alcorn State at Ole Miss

**31 (Friday)**  
• Kentucky at Louisville  
• Eastern Kentucky at Georgia  
• College of Charleston at Tennessee  
• Florida at Xavier  
• Grambling at Auburn  
• Texas-Arlington at Arkansas

## JANUARY

**1 (Saturday)**  
• Boston College at South Carolina

**2 (Sunday)**  
• Davidson at Vanderbilt  
• LSU at Virginia  
• Southeastern Louisiana at Ole Miss [

**3 (Monday)**  
• Penn at Kentucky  
• Florida State at Auburn  
• Rhode Island at Florida  
• Toledo at Alabama  
• Arkansas at Texas  
• South Carolina St. at South Carolina

**5 (Wednesday)**  
• Ole Miss at SMU  
• Memphis at Tennessee

**8 (Saturday)**  
• \*Tennessee at Arkansas  
• \*Kentucky at Georgia

• \*Alabama at Mississippi State  
• \*Vanderbilt at South Carolina  
• \*LSU at Auburn  
• \*Ole Miss at Florida

**11 (Tuesday)**  
• \*Auburn at Kentucky  
• \*Florida at Tennessee

**12 (Wednesday)**  
• \*Georgia at Vanderbilt  
• \*Arkansas at LSU  
• \*South Carolina at Alabama

**13 (Thursday)**  
• \*Mississippi State at Ole Miss

**15 (Saturday)**  
• \*Vanderbilt at Tennessee  
• \*South Carolina at Florida  
• \*Alabama at Arkansas  
• \*LSU at Kentucky  
• \*Georgia at Ole Miss

**16 (Sunday)**  
• \*Auburn at Mississippi State

**18 (Tuesday)**  
• \*Tennessee at Georgia  
• \*Kentucky at Alabama

**19 (Wednesday)**  
• \*Arkansas at South Carolina  
• \*Ole Miss at Vanderbilt

**20 (Thursday)**  
• \*Florida at Auburn

**22 (Saturday)**  
• \*Ole Miss at LSU  
• Saint Mary's at Vanderbilt  
• Tennessee at Connecticut  
• \*Mississippi State at Georgia  
• \*Kentucky at South Carolina  
• \*Alabama at Auburn  
• \*Arkansas at Florida

**25 (Tuesday)**  
• \*Florida at Georgia  
• \*Auburn at Arkansas

**26 (Wednesday)**  
• \*LSU at Tennessee

**27 (Thursday)**  
• \*Vanderbilt at Mississippi State

**29 (Saturday)**  
• \*Florida at Mississippi State  
• \*Auburn at South Carolina  
• \*Georgia at Kentucky  
• \*Tennessee at Ole Miss  
• \*Arkansas at Vanderbilt

## FEBRUARY

**1 (Tuesday)**  
• \*Kentucky at Ole Miss  
• \*Vanderbilt at Florida

**2 (Wednesday)**  
• \*South Carolina at LSU  
• \*Mississippi State at Alabama  
• \*Georgia at Arkansas

**3 (Thursday)**  
• \*Tennessee at Auburn

**5 (Saturday)**  
• \*Auburn at Georgia  
• \*South Carolina at Vanderbilt  
• \*Mississippi State at LSU  
• \*Alabama at Tennessee  
• \*Ole Miss at Arkansas  
• \*Kentucky at Florida

**8 (Tuesday)**  
• Xavier at Georgia  
• \*Tennessee at Kentucky

**9 (Wednesday)**  
• \*Florida at South Carolina  
• \*Arkansas at Mississippi State  
• \*LSU at Ole Miss

**10 (Thursday)**  
• \*Alabama at Vanderbilt

**12 (Saturday)**  
• \*Kentucky at Vanderbilt  
• \*LSU at Arkansas

• \*Georgia at South Carolina  
• \*Ole Miss at Alabama  
• \*Tennessee at Florida  
• \*Mississippi State at Auburn

**15 (Tuesday)**  
• \*Mississippi State at Kentucky

**16 (Wednesday)**  
• \*Vanderbilt at Georgia  
• \*South Carolina at Tennessee  
• \*Auburn at Ole Miss  
• Florida A&M at Arkansas

**17 (Thursday)**  
• \*Alabama at LSU

**19 (Saturday)**  
• \*Georgia at Tennessee  
• \*Ole Miss at Mississippi State  
• \*Vanderbilt at Auburn  
• \*South Carolina at Kentucky  
• \*Arkansas at Alabama

**20 (Sunday)**  
• \*Florida at LSU

**22 (Tuesday)**  
• \*Ole Miss at South Carolina  
• \*Tennessee at Vanderbilt

**23 (Wednesday)**  
• \*Kentucky at Arkansas  
• \*Auburn at Alabama  
• \*LSU at Mississippi State

**24 (Thursday)**  
• \*Georgia at Florida

**26 (Saturday)**  
• \*Vanderbilt at LSU  
• \*Arkansas at Auburn  
• \*Florida at Kentucky  
• \*Alabama at Ole Miss  
• \*Mississippi State at Tennessee  
• \*South Carolina at Georgia

## MARCH

**1 (Tuesday)**  
• \*Alabama at Florida  
• \*Vanderbilt at Kentucky

**2 (Wednesday)**  
• \*LSU at Georgia  
• \*Ole Miss at Auburn  
• \*Mississippi State at Arkansas

**3 (Thursday)**  
• \*Tennessee at South Carolina

**5 (Saturday)**  
• \*Georgia at Alabama  
• \*South Carolina at Mississippi State  
• \*Arkansas at Ole Miss  
• \*Florida at Vanderbilt  
• \*Auburn at LSU

**6 (Sunday)**  
• \*Kentucky at Tennessee

## SCHEDULE KEY

1-Global Sports Invitational (Gainesville, Fla.); 2-Dick's Sporting Goods NIT Season Tip-Off; 3-Puerto Rico Tip-Off (San Juan, Puerto Rico); 4-Paradise Jam (U.S. Virgin Islands); 5-Global Sports Hoops Showcase [Auburn, Ala.]; 6-at Tupelo, Miss.; 7-EA Sports Maui Invitational (Maui, Hawaii); 8-Old Spice Classic (Orlando, Fla.); 9-at North Little Rock, Ark.; 10-Florida Citrus Shootout (Orlando, Fla.); 11-SEC/Big East Invitational (Louisville, Ky.); 12-SEC/Big East Invitational (Pittsburgh, Pa.); 13-Sonic All-College Classic (Oklahoma City, Okla.); 14-at Dallas, Texas; 15-Orange Bowl Classic (Sunrise, Fla.); 16-at Shreveport, La.; 17-Battle at Atlantis (Paradise Island, Bahamas); 18-Diamond Head Classic (Honolulu, Hawaii); 19-Cancun Governor's Cup (Cancun, Mexico); 20- at Jackson, Miss.; 21-at Las Vegas, Nev.



# 2011 SEC TOURNAMENT



The 2011 Southeastern Conference Men's Basketball Tournament will be held in a familiar setting as the GeorgiaDome in Atlanta, Ga., again plays host to this event.

The Georgia Dome, a world-class facility with basketball seating configuration of 26,000, serves as the site of the 12-team tournament for the ninth time in 13 years and the 10th time overall in league history. The SEC Tournament has been held at the Georgia Dome in 1995, 1998, 1999, 2000, 2002, 2004, 2005, 2007 and 2008, as well as the NCAA Men's Final Four in 2002 and 2007. The 2011 event will mark the 13th time Atlanta has played host to the SEC Men's Basketball Tournament (1933, 1934, 1987, 1995, 1998, 1999, 2000, 2002, 2004, 2005, 2007, 2008).

The winner of the 11-game tournament receives the SEC's automatic bid to the NCAA Tournament. The tournament seeds, conference championship and division titles are determined by the 16-game conference schedule during the regular season.

Teams are seeded by their divisional finish and features Eastern Division-Western Division matchups in every game should the higher seed win each contest.

Atlanta served as host of the inaugural SEC Tournament played following the 1932-33 season and did so again after the 1933-34

season. The event was held every year through 1952, with the exception of 1935. After a 26-year layoff (1953-78), the tournament was renewed in 1979.

The 2011 tournament will be the 52nd in league history and the 33th since the renewal.

The SEC has shown extraordinary balance in the tournament, evidenced by the fact that a different school won the first seven titles after the renewal. The event has helped set the stage for SEC teams in the NCAA Tournament, as 23 of the last 30 tournament champions have advanced to at least the Sweet 16 with five of the last 14 going on to win the national championship, with Florida the last to do so.

Since the renewal in 1979, the SEC Tournament Champion has failed to win at least one NCAA Tournament game only five times.

Kentucky leads the league with 26 SEC Tournament titles. Alabama is second with six, while Tennessee ranks third with four. Florida and Mississippi State own three championship trophies, followed by Georgia with two.

Arkansas, Auburn, LSU, Ole Miss, Vanderbilt and former league member Georgia Tech have each won one title.



## 2011 SEC MEN'S BASKETBALL TOURNAMENT

March 10-13 • Georgia Dome • Atlanta, Georgia

Thursday, March 10

Friday, March 11

Saturday, March 12

Sunday, March 13

[W5]

Game 1 1:00 p.m.  
SEC Network

[E4]

Game 5 1:00 p.m.  
SEC Network

[W1]

[E6]

Game 2 3:30 p.m.  
SEC Network

Game 9 1:00 p.m.  
ABC

[W3]

Game 6 3:30 p.m.  
SEC Network

[E2]

[E5]

Game 3 7:30 p.m.  
SEC Network

[W4]

Game 7 7:30 p.m.  
SEC Network

[E1]

[W6]

Game 4 10:00 p.m.  
SEC Network

Game 10 3:30 p.m.  
ABC

[E3]

Game 8 10:00 p.m.  
SEC Network

[W2]

CHAMPIONSHIP  
Game 11  
1:00 p.m.  
ABC

SEC Tournament Champion  
NCAA Tournament Automatic Qualifier



**ALL TIMES EASTERN**






# 2011 NCAA TOURNAMENT BRACKET

## 2011 NCAA Division I Men's Basketball Championship



Second Round\* Third Round\* Regionals National Semifinals National Championship National Semifinals



On March 13, the basketball committee will select eight teams to play four first-round games March 15-16 in Dayton, with the winners advancing to the second round.

\*Second- and third-round and regional sites will be placed in the bracket by the NCAA Division I Men's Basketball Committee March 13.  
 March 17 and 19 second-/third-round sites: Denver, Tampa, Tucson, Washington D.C.  
 March 18 and 20 second-/third-round sites: Charlotte, Chicago, Cleveland, Tulsa  
 March 24 and 26 regional sites: Anaheim, New Orleans  
 March 25 and 27 regional sites: Newark, San Antonio

© 2010 National Collegiate Athletic Association. No commercial use without the NCAA's written permission.