




VANDERBILT / BASKETBALL **18-19**

@VANDYMBB



0
Saben Lee
G • 6-2 • 183 • So.
Phoenix, Ariz.




1
Yanni Wetzell
F/C • 6-10 • 240 • Jr.
Auckland, N.Z.



2
Joe Toye
G/F • 6-7 • 210 • Sr.
Chicago, Ill.



3
Maxwell Evans
G • 6-2 • 192 • So.
Houston, Texas



10
Darius Garland
G • 6-2 • 175 • Fr.
Nashville, Tenn.



11
Simisola Shittu
F • 6-10 • 240 • Fr.
Burlington, Ont.



13
Matthew Moyer
F • 6-8 • 217 • So.
Gahanna, Ohio




14
Isaiah Rice
G • 5-11 • 195 • So.
Indianapolis, Ind.




15
Clevon Brown
F • 6-8 • 240 • Jr.
San Antonio, Texas



24
Aaron Nesmith
F • 6-6 • 213 • Fr.
Charleston, S.C.



32
Matt Ryan
F • 6-8 • 209 • Jr.
Cortlandt Manor, N.Y.



42
Mac Hunt
G • 6-6 • 182 • Fr.
Chattanooga, Tenn.



50
Ejike Obinna
C • 6-10 • 234 • So.
Enugu, Nigeria



Bryce Drew
Head Coach



Roger Powell
Associate Head Coach



Jake Diebler
Assistant Coach



Casey Shaw
Assistant Coach



TABLE OF CONTENTS

Media Information

Athletic Communications Staff.....	2
Credential, Interview and Blogging Policy..	3

2018-19 Commodores

Preseason Notes	4
Quick Facts	5
Roster.....	6

Player Information

Joe Toye	7
Clevon Brown	8
Matt Ryan.....	8
Yanni Wetzell	9
Maxwell Evans	9
Saben Lee	10
Matthew Moyer	10
Ejike Obinna	11
Isaiah Rice	11
Darius Garland	12
Mac Hunt.....	12
Aaron Nesmith	12
Simisola Shittu.....	12

Game by Game Stats

Clevon Brown	13
Maxwell Evans	13
Saben Lee	13
Matthew Moyer	14
Ejike Obinna	14
Matt Ryan	14
Joe Toye	15
Yanni Wetzell	15-16

Vanderbilt Coaching Staff

Head Coach Bryce Drew.....	18-20
Assoc. Head Coach Roger Powell, Jr.	21
Assistant Coach Jake Diebler	22
Assistant Coach Casey Shaw.....	23
Director of Recruiting/Player Personnel	
Arte Culver	24
Director of Scouting Luke Simons	25
Strength and Conditioning Coach	
Jeremy Anderson	25
Director of Basketball Operations	
Matt Olinger.....	26

Vanderbilt Support Staff

Asst. Vice Chancellor Brock Williams	26
Academic Counselor Max-Maurice Martin	27
Athletic Trainer Brandon Wells	27
Administrative Assistant Debbie Green.....	27

University Administration

Chancellor Nicholas S. Zeppos	28
Director of Athletics David Williams II	29

2017-18 Season Review

Departed Players	30-31
2017-18 Overall Statistics	31
2017-18 Results.....	32
2017-18 Game by Game Stats	33
2017-18 Box Scores.....	34-41
2017-18 Highs/Lows.....	42-43
2017-18 SEC Standings.....	44

Vanderbilt Basketball History

Commodore Timeline.....	45-47
Postseason History.....	48-49
Vanderbilt Coaches	50
NCAA Boxscores	51-55
NCAA Teams.....	56-60
SEC Championship Teams	61-62
NIT Boxscores.....	63-68
NIT Teams	69-70
Honors and Awards.....	71-74
1,000 Point Scorers.....	75-77
Commodores in the Pros	78-81
Vanderbilt Lettermen.....	82-83
Lettermen by Jersey Number	84-85
Vanderbilt in the AP Poll.....	86
Vanderbilt vs. Ranked Opponents.....	87-88

Vanderbilt Records

Scoring Marks.....	89-90
30-Plus Point/Game Scorers.....	91
Field Goal Shooting Marks.....	92
3-Point Field Goal Shooting Marks	93
Free Throw Shooting Marks	94
Rebounding Marks	95
Vanderbilt Assist Marks	96
Vanderbilt Steal & Block Marks.....	97
Single Game Scoring Marks.....	98
100-Point Games	98
List of Overtime Games.....	99
Margins of Victory & Defeat.....	99
Postseason Marks.....	100

Memorial Gym Records

Memorial Gym Marks.....	101-102
-------------------------	---------

Team Statistics and Records

All-Time Annual Team Leaders.....	103-104
All-Time Annual Team Statistics	105-106
Annual Team Records.....	107
Annual Year-by-Year Records.....	108-121

Series Records

Series Records vs. All Opponents	122
Game by Game Results vs. Opponents.....	123-131
Vs. The Conferences	132-133

Composite Schedule

SEC Only Composite Schedule.....	134
----------------------------------	-----

vucommodores.com

For more information on Vanderbilt athletics, please visit vucommodores.com for the latest in news, videos, blogs, statistics, and scores.

Credits

Writing and Design

Andy Boggs and Vanderbilt Creative Services

Covers

Covers designed by Shaun Senn.

Photography

Most of the images are the work of John Russell, Steve Green, and Joe Howell, Vanderbilt University Photographers. Other images were provided by the late Neil Brake, Paul S. Levy, David Coyle, Todd Drexler, Daniel DuBois, Steve Green, Carol Hamlett, Leslie Fisher, Don Jones, Mike Strasinger, and NBA/Getty Images.



MEDIA INFORMATION

GameDay Media Policies

Credentials

The Vanderbilt Athletic Communications office issues season media credentials to authorized full-time or specified representatives of media outlets who cover Vanderbilt basketball on a regular basis. Single-game credentials also will be available for media who cover the team less frequently, should space allow. Please e-mail credential requests to the attention of men's basketball contact, Andy Boggs.

Credential Pick-Up

Credentials are available for pick-up at "Media Will Call" located near the playing floor at Memorial Gymnasium. Media wishing to access "Media Will Call" should enter the service tunnel located at the end of Lot 71 behind the outfield wall of Vanderbilt's Hawkins Field baseball stadium. Proceed through the tunnel until you arrive at the "Media Will Call" table. If enough advance notice is given, credentials can be mailed or sent via next-day carrier at the expense of the media organization making the request.

Media Parking

Media parking is located inside the 25th Avenue parking garage located at the corner of 25th Avenue and Jess Neely Drive. After parking, please enter Memorial Gymnasium through the service tunnel entrance located at the end of Lot 71 behind the outfield wall of Vanderbilt's Hawkins Field baseball stadium. Vehicles parked in Lot 71 without the proper parking pass will be towed. **Please enter the 25th Avenue Garage from the Highland Avenue side.**

Media Seating

Media covering Vanderbilt basketball games are seated at various locations inside Memorial Gymnasium. 1.) A select number of seats are available on the floor, usually reserved for Nashville beatwriters and radio crews from both schools. 2.) An additional 20 seats are available inside Suite 5 located on the northside concourse, reserved for media following the visiting team and Nashville radio and television media. 3.) More than 40 seats are available in the third-level pressbox for additional media seating needs.

Media Workroom

Memorial Gymnasium's media workroom is located in the northeast corner of the facility, nearest the opponents' bench. This room will serve as a place for pregame meals as well as an area for the media to work after the game. The room is equipped with a wireless connection and data ports.

General Communications Possibilities

Media sitting in any location inside Memorial Gymnasium have access to the Internet via wireless connection. If you do not have capabilities for such access, please contact Andy Boggs days prior to your arrival at Memorial Gymnasium. A select number of data lines are available.

Postgame Interview Format

The Vanderbilt locker room is closed to media following the game. After a 10-minute cooling off period, the visiting team will address the media in the postgame interview room. Coach Drew will then hold his press conference, followed by requested Vanderbilt players. Please make your player requests to the Vanderbilt Athletic Communications Office.

Athletic Communications Staff



Andy Boggs
MBB/MGolf Contact



Carl Danoff
Director of Creative
Media



Zac Ellis
Writer/
Digital Media Editor



Catherine Hilley
Social Media Coordinator



Larry Leathers
Senior Assistant AD
Football/W. Golf



Andrew Pate
Football/Baseball
Contact



Morgan Romans
WBB/Cross Country
Contact



Robynn Candish
Administrative Assistant

Not Pictured

Laken Walker
Communications
Assistant

Cooper Westland
Communications
Assistant



MEDIA INFORMATION

Road Interview Policy

Vanderbilt's locker room will be closed to the media at road venues. Following a cooling off period, Coach Drew and selected Commodore players will be available outside of the Vanderbilt locker room or in a formal postgame press conference at the discretion of the home SID.

Radio

The Voice of the Commodores **Joe Fisher (21st season)** and former Vanderbilt player **Tim Thompson (18th season)** will have the call courtside for Vanderbilt.

For visiting radio crews, high speed internet lines, ISDN, and telephone lines are provided. A limited number of telephone lines are available at the various media seating locations throughout the gymnasium.

GENERAL MEDIA POLICIES

Interviewing the Commodores

Please coordinate all requests for player and coach interviews through Vanderbilt men's basketball athletic communications director Andy Boggs at least 24 hours in advance. Media should not contact a player or coach directly.

Practice Coverage

Vanderbilt players and coaches are available for interviews prior to practices on designated days. Practice schedules are sent via e-mail to media multiple times each week during the season to help facilitate coverage. Contact Andy Boggs if you wish to receive these updates. Player interviews typically begin 45 minutes before practice at Memorial Gymnasium. Interviews with Coach Bryce Drew follow. Gameday walk-throughs are closed to the media at both Memorial Gymnasium and all road venues.

Weekly Teleconference

The Southeastern Conference will conduct a men's basketball coaches teleconference once each week during the league schedule. The teleconferences take place on starting Jan. 3, and conclude March 11. Please contact either the Vanderbilt or SEC Media Relations offices for the teleconference phone number.

SCHEDULE (ALL TIMES CT)

Bryce Drew (Vanderbilt)	10 a.m.
Michael White (Florida)	10:07 a.m.
Frank Martin (South Carolina)	10:14 a.m.
Tom Crean (Georgia)	10:21 a.m.
Will Wade (LSU)	10:28 a.m.
John Calipari (Kentucky)	10:35 a.m.
Rick Barnes (Tennessee)	10:42 a.m.
Mike Anderson (Arkansas)	10:49 a.m.
Avery Johnson (Alabama)	10:56 a.m.
Bruce Pearl (Auburn)	11:03 a.m.
Kermit Davis (Ole Miss)	11:10 a.m.
Ben Howland (Miss. State)	11:17 a.m.
Cuonzo Martin (Missouri)	11:24 a.m.
Billy Kennedy (Texas A&M)	11:31 a.m.

www.VUCommodores.com

The official web site of Vanderbilt Student Athletics has all of your information needs. Pregame notes, including updated statistics, can be easily downloaded in PDF format. Following each contest is a game summary, boxscore, postgame notes, post-game press conference video and game highlights.

Photography

All photographers are restricted to the designated areas along the baseline opposite the home and visitor benches and must sign an affidavit agreeing to the SEC's new policy concerning photography. Strobe lights may not be installed in Memorial Gymnasium without permission from the Vanderbilt Athletic Communications office. When using photo images provided by the Vanderbilt Athletic Communications office, please credit: Vanderbilt Photography.

BLOGGING POLICY

The following is a set of guidelines that the Vanderbilt University Athletic Communications Office will use as a basis for issuing media credentials to independent online media representatives (bloggers). Overall, Vanderbilt University strives to work with individuals who adhere to professional standards, demonstrate transparency in their operations, and regularly produce quality content. While what follows shall serve as a guideline, they may be altered for certain events when necessary and are subject to regulations set forth by the Southeastern Conference and/or the NCAA.

- Individuals associated with a web-only media outlet may apply for credentials on a game-by-game basis unless otherwise specified. Requests for credentials must be sent via e-mail or in writing to the requested Athletic Communications Director and be received at least three (3) business days prior to the event. Request should include applicant's legal name, company or blog they are representing, a mailing address and website address.
- The Athletic Communications Office requires that a requesting outlet possess its own domain name (.com, .net, etc.) and will not accept requests from sites based on free services (blogspot, wordpress, etc.).
- First time applicants must submit traffic/subscriber data from an independent source in order to be considered. **Sites with fewer than 25,000 legitimate unique visitors per month are not eligible for football or men's basketball credentialing.** Sites with fewer than 7,500 legitimate unique visitors per month are not eligible for women's basketball credentialing.
- In the interest of protecting the Vanderbilt University fan base, we require that all applicants that give users ability to submit comments and/or place cookies on user's computers supply a privacy policy that describes in full how the data collected through such activities is used or disseminated.
- Athletic Communications seeks to perpetuate the program and sport being credentialled and therefore prefers to work with online media outlets with an established track record covering our school, our conference or the requested sport. In the request, please provide a short summary of previous relevant experience, if any.
- As a general guideline, we would like to work with outlets that have been in continuous operation for at least 3-6 months. Additionally, an average of 3-5 substantive postings per week is expected in season from applicant web sites.
- Obtaining media credentials is an opportunity to interview players and team officials for legitimate media purposes only. Bloggers who are granted access to the press box and other areas inside the venue are expected to act professionally and adhere to all SEC and NCAA-mandated media guidelines at all times.
- The standard of professionalism also extends to content posted on the requesting website, whether posted by the requester, user or other agent. Profanity, racial or sexual comments will not be tolerated from credentialled outlets.
- No credentials will be issued to individuals under the age of 18.
- Vanderbilt University reserves the right of its personnel to deny or revoke credentials without notice and an individual shall surrender their credential upon request for violating the policies and/or safety procedures of security personnel, Vanderbilt University, the Southeastern Conference, or the NCAA.



PRESEASON NOTES

Vanderbilt welcomes best recruiting class

Vanderbilt head coach Bryce Drew and his staff will welcome the highest decorated recruiting class in the program's history this fall in point guard Darius Garland, forward Aaron Nesmith, and forward/center Simisola Shittu. Garland and Shittu were consensus five-star prospects, and Nesmith was a four-star recruit who won the Gatorade South Carolina Player of the Year award, beating out highly touted center Zion Williamson, who eventually signed with Duke.

Commodores lose three 1,000 point scorers

Seniors Matthew Fisher-Davis, Riley LaChance and Jeff Roberson each depart Vanderbilt as 1,000-point scorers. Each were four-year players for the Commodores who advanced to the postseason on three different occasions (2015 NIT, 2016 and 2017 NCAA Tournaments). LaChance finished 15th on Vanderbilt's all-time scoring list with 1,476 points, Roberson 20th with 1,373 points, and Fisher-Davis 31st with 1,219 points. There has been only one other class of Vanderbilt players to have three 1,000-point scorers - the vaunted "F Troop" - Butch Feher, Joe Ford and Jeff Fosnes in 1976.

Other departures from 2017-18

Besides Fisher-Davis, LaChance and Roberson's departures, junior guard Larry Austin, Jr. graduated with a Vanderbilt degree in May and transferred to Central Michigan as a graduate transfer and will be eligible immediately for the Chippewas. Sophomore guard Payton Willis transferred to Minnesota and will sit a year for the Golden Gophers, while redshirt sophomore big man Djery Baptiste left the team to concentrate on his studies at Vanderbilt, where he will graduate with an undergraduate degree in December and transfer to UMass.

In all, eight letterwinners return from 2017-18 with six lettermen lost.

Commodores faced tough slate in 2017-18

Like in 2016-17 when Vanderbilt faced the number one strength of schedule in the nation, 2017-18 was no different, as the Commodores finished the season with third-toughest strength of schedule. In all, Vanderbilt faced an astounding 19 teams who advanced to either the NIT or NCAA Tournaments a year ago.

Returning for the Commodores

Vanderbilt returns eight letterwinners and two starters from a year ago, with rising sophomore guard Saben Lee leading the way after averaging 10.6 points per game in 2017-18. Senior Joe Toye, who has played significant minutes in his first three years with the Commodores, averaged 5.7 points per game. Other returnees include sophomore Maxwell Evans, junior Cleveon Brown, sophomore Ejike Obinna, and sophomore walk-on Isaiah Rice.

Junior transfers Matt Ryan and Yanni Wetzell will also suit up for the black and gold after sitting out last season. Ryan is a 6'8 forward who transferred from Notre Dame and Wetzell is a 6'10 center who last played at St. Mary's College in Texas.

Vanderbilt and ranked opponents

The Commodores played nine games in 2017-18 against a ranked opponent - USC (#10/#10), Virginia (RV/#25), Seton Hall (#20/#20), Arizona State (#5/#6), Tennessee (#24/#23; #22/#21), Kentucky (#21/#20; #21/#22) and Auburn (#11/#13). The four ranked non-conference opponents were the most by a Commodore team since 1988, when Vanderbilt also played four (11/22 - #2 Michigan, L, 66-91; 11/27 - #16 Ohio State, L, 82-97; 11/30 - #13 Louisville, W, 65-62; 12/7 - #8 North Carolina, L, 77-89).

Roberson had stellar 2017-18

Roberson was named to the All-SEC Second Team by the league's coaches. He finished the regular season fifth in the league in scoring (17.0), fifth in rebounding (7.2), second in free throw percentage (.852), fourth in field goal percentage (.484), fourth in defensive rebounds (5.3), and second in the SEC in 20-point games in SEC games only with nine. Roberson's scoring average is the highest by a Commodore player since John Jenkins averaged 19.9 points per game in 2012. Roberson also finished seventh on Vanderbilt's all-time total rebounding list with 755.

1,031

Vanderbilt has made a 3-pointer in 1,031 consecutive games, a streak which began at the inception of the 3-point line in 1986-87. The Commodores rank second only to UNLV for the longest streak in Division I basketball. Vanderbilt, UNLV and Princeton are the only three schools in college basketball to have made at least one 3-pointer in every game played since the 3-point line was implemented.



2018-19 QUICK FACTS

Quick Facts

Location.....Nashville, Tenn.
 Founded.....1873
 Conference.....Southeastern (East)
 Enrollment.....6,883
 Nickname.....Commodores
 Colors.....Black and Gold
 Home Arena.....Memorial Gymnasium (14,316)
 Chancellor.....Nicholas Zeppos
 Vice Chancellor.....David Williams II
 Faculty Rep.....Susan Wente

Basketball Staff

Head Coach.....Bryce Drew
 Record Overall.....155-85 (7)
 Record at Vanderbilt.....31-36 (2)
 Associate Head Coach.....Roger Powell, Jr.
 Assistant Coaches.....Jake Diebler, Casey Shaw
 Director of Operations.....Matt Olinger
 Director of Scouting.....Luke Simons
 Athletic Trainer.....Brandon Wells
 Academic Counselor.....Max Maurice Martin
 Administrative Assistant.....Debbie Green
 Strength and Conditioning Coach.....Jeremy Anderson
 Office Number.....(615) 322-6530

Athletic Communications

Men's Basketball SID.....Andy Boggs
 Media Relations Address.....2601 Jess Neely Dr.
Nashville, TN 37212
 Office Phone.....(615) 343-1847
 E-Mail.....Andy.Boggs@Vanderbilt.edu
 Internet Site.....www.VUCommodores.com
 Twitter Feed.....@VandyMBB

History

Overall Record.....1,602-1,142
 NCAA Tournament Appearances.....15
 Tournament Record.....10-16 (.385)
 Total Tournament Games.....26
 Last Appearance.....2017; Lost to Northwestern in 1st Round
 Best Finishes at NCAA's.....Elite 8 (1965: field of 23)
Sweet 16 (1988, 1993: field of 64; 2004, 2007: field of 65)
 NIT Appearances.....12 (1983, 1987, 1990, 1992, 1994
1996, 1998, 2000, 2002, 2005, 2006, 2015)
 NIT Record.....20-12 (.625)
 Total NIT Games.....32
 Last Appearance.....2015; Lost at Stanford in Quarterfinals
 Best Finishes at NIT.....Champion (1990); Runner-Up (1994)

Team Information

2017-18 Record.....12-20
 SEC Record/Finish.....6-12/13th
 Home Record.....11-7
 Away Record.....1-10
 Neutral Record.....0-3
 Postseason.....NA
 Final AP Ranking.....NA
 Starters Returning/Lost.....2/3
 Letterwinners Returning/Lost.....8/6
 Newcomers.....4

Returning Players (2017-18 averages)

Name	P	Ht	Wt	CL	Pts	Rebs	A/B/S
Saben Lee	G	6'2	183	So.	10.6	3.0	3.1a
Joe Toye	G/F	6'7	210	Sr.	5.7	2.0	0.8a
Maxwell Evans	G	6'2	192	Fr.	3.9	1.9	0.5a
Clevon Brown	F	6'8	240	Jr.	3.9	3.1	1.3b
Ejike Obinna	C	6'10	240	So.	2.7	2.1	0.1b
Isaiah Rice	G	5'11	195	So.	0.5	0.0	-
Matt Ryan	F	6'8	215	Jr.	Redshirted		
Yanni Wetzell	C	6'10	240	Jr.	Redshirted		

Letterwinners Lost

Name	P	Ht	Wt	CL	Pts	Rebs	A/B/S
Larry Austin, Jr.	G	6'2	182	Jr.	2.5	1.4	1.1a
Djery Baptiste	C	6'10	235	So.	3.1	3.6	1.1b
Matthew Fisher-Davis	G	6'5	186	Sr.	11.2	4.8	1.2a
Riley LaChance	G	6'2	185	Sr.	14.1	3.2	3.2a
Jeff Roberson	F	6'6	220	Sr.	16.9	7.1	1.5a
Payton Willis	G	6'4	182	So.	5.1	1.9	1.4a

Newcomers

Names	Ht	Wt	Hometown	Previous School
Darius Garland	6'2	175	Nashville, Tenn.	Brentwood Academy
Mac Hunt	6'6	182	Chattanooga, Tenn.	McCallie HS
Aaron Nesmith	6'6	213	Charleston, S.C.	Porter Gaud HS
Simisola Shittu	6'10	240	Burlington, Ont.	Vermont Academy



2018-19 ROSTER

2018-19 Roster

No.	Name	Pos.	Ht.	Wt.	Cl.-Yr	Hometown (Previous School)
0	Saben Lee	G	6-2	183	So. - 2nd	Phoenix, Ariz. (Corona Del Sol)
1	Yanni Wetzell	F/C	6-10	240	R-Jr. - 4th	Auckland, N.Z. (St. Mary's (Texas)/Westlake Boys)
2	Joe Toye	G/F	6-7	210	Sr. - 4th	Chicago, Ill. (Whitney Young)
3	Maxwell Evans	G	6-2	192	So. - 2nd	Houston, Texas (Bellaire)
10	Darius Garland	G	6-2	175	Fr. - 1st	Nashville, Tenn. (Brentwood Academy)
11	Simisola Shittu	F/C	6-10	240	Fr. - 1st	Burlington, Ont. (Vermont Academy)
13	Matthew Moyer	F	6-8	217	R-So. - 3rd	Gahanna, Ohio (Syrcause/South Kent Prep/Lincoln)
14	Isaiah Rice	G	5-11	195	So. - 2nd	Indianapolis, Ind. (Park Tudor)
15	Clevon Brown	F	6-8	240	Jr. -3rd	San Antonio, Texas (Churchill)
24	Aaron Nesmith	F	6-6	213	Fr. - 1st	Charleston, S.C. (Porter Gaud)
30	Mac Hunt	G	6-6	182	Fr. - 1st	Chattanooga, Tenn. (McCallie)
32	Matt Ryan	F	6-8	209	R-Jr. - 4th	Cortlandt Manor, N.Y. (Notre Dame/Iona Prep)
50	Ejike Obinna	F/C	6-10	240	So. - 2nd	Enugu, Nigeria (Virginia Academy (Va.))

COACHING STAFF

Head Coach **Bryce Drew** (Valparaiso, 1998) - 3rd
 Associate Head Coach **Roger Powell** (Illinois, 2005) - 3rd
 Assistant Coach **Jake Diebler** (Valparaiso, 2009) - 3rd
 Assistant Coach **Casey Shaw** (Toledo, 1998) - 3rd
 Director of Scouting **Luke Simons** (Purdue, 2005) - 3rd
 Director of Operations **Matt Olinger** (Liberty, 2007) - 3rd

SUPPORT STAFF

Athletic Communications Dir. **Andy Boggs** (Florida State, 1998)
 Academic Support... **Max Maurice Martin** (South Carolina St., 1991)
 Athletic Trainer..... **Brandon Wells** (UW-Stevens Point, 2007)
 Strength and Conditioning **Jeremy Anderson** (Liberty, 2011)

PRONUNCIATION GUIDE

Clevon Brown **CLEE-von**
 Jake Diebler **DEEB-ler**
 Aaron Nesmith **NEE-smith**
 Ejike Obinna **EH-Je-KAY Oh-Bean-a**
 Simi Shittu..... **SIMI SHITT-u**
 Joe Toye **TOY**

ROSTER BY CLASS

Seniors (1)
Joe ToyeChicago, Ill.

Juniors (3)
Clevon Brown San Antonio, Texas
Matt RyanCortlandt Manor, N.Y.
Yanni WetzellAuckland, N.Z.

Sophomores (5)
Maxwell Evans Houston, Texas
Saben LeePhoenix, Ariz.
Matthew MoyerGahanna, Ohio
Ejike ObinnaEnugu, Nigeria
Isaiah RiceIndianapolis, Ind.

Freshman (4)
Darius GarlandNashville, Tenn.
Mac HuntChattanooga, Tenn.
Aaron NesmithCharleston, S.C.
Simisola ShittuBurlington, Ont.




PLAYER INFORMATION



JOE TOYE

2

Senior, Guard/Forward
6'7" 210 lbs.
Chicago, Ill.
Whitney Young



GENERAL ★ Played in all 32 games as a junior and made nine starts... Signed with the Commodores in November of 2014. Toye and his twin sister Elizabeth are both Division I basketball signees - Elizabeth plays for Florida International.

2017-18 (JUNIOR) ★ Played in all 32 games and made nine starts... Averaged 5.7 points and 2.0 rebounds per game in 18.8 minutes... Scored in double figures in six games, including a pair of 16-point games at Kentucky and against Mississippi State in Nashville... Made season-high seven field goals at Kentucky... Made season-high three three pointers against Mississippi State and Florida in Nashville... Tied a career high with six rebounds and four assists against Mississippi State in Nashville.

2016-17 (SOPHOMORE) ★ Played in all 35 games and started 13... Averaged 21.1 minutes per game... Averaged 6.4 points and 2.6 rebounds per game... Scored in double digits in nine games, including a career-high 18 points in a win over Texas A&M in the SEC Tournament... Scored a then career-high 15 points at Kentucky... Scored 11 points in win at Texas A&M and 13 in win over Aggies in Nashville... Tallied 13 points against Arkansas in Nashville... Made first career start at Georgia.

2015-16 (FRESHMAN) ★ Played in 30 games in 2015-16 and averaged 3.6 points and 1.2 rebounds per game... Scored in double figures in three games... Tied a career high with 10 points against Tennessee at SEC Tournament... Made a career-high three three's in a career-best 23 minutes of action... Also scored 10 points in First Four game vs. Wichita State... Scored career-high 10 points vs. Detroit - tied his career high with three made field goals.

HIGH SCHOOL ★ Attended Whitney Young High School in Chicago, where he was named as a First-Team All-City selection... Averaged 18.0 points, 7.0 rebounds, 2.0 assists, 2.0 steals, and 1.5 blocks as a senior... Named to the Academic Honor Roll in his senior season.

PERSONAL ★ Joseph Toye... April 10, 1997... Son of Matthew and Janyth Toye... Has one sister, Elizabeth... Chose the Commodores over Iowa, Memphis, Creighton, Bradley, UIC, and Missouri... Advice to youngsters: "Don't let negative influences in your life."

Toye's Overall Statistics at Vanderbilt

Year	GP	GS	Min	Avg	FG	FGA	Pct	3FG	3FGA	Pct	FT	FTA	Pct	Off	Def	Tot	Avg	PF	FO	Ast	TO	Blk	Stl	Pts	Avg
2015-16	30	0	257	8.6	37	74	.500	9	21	.429	25	39	.641	7	30	37	1.2	28	0	10	13	2	6	108	3.6
2016-17	35	13	739	21.1	70	175	.400	31	78	.397	53	78	.679	21	71	92	2.6	70	2	38	44	5	14	224	6.4
2017-18	32	9	602	18.8	68	170	.400	20	76	.263	27	44	.614	17	48	65	2.0	66	3	26	42	9	9	183	5.7
TOTAL	97	22	1598	16.5	175	419	.418	60	175	.343	105	161	.652	45	149	194	2.0	164	5	74	99	16	29	515	5.3

Toye's SEC Statistics at Vanderbilt

Year	GP	GS	Min	Avg	FG	FGA	Pct	3FG	3FGA	Pct	FT	FTA	Pct	Off	Def	Tot	Avg	PF	FO	Ast	TO	Blk	Stl	Pts	Avg
2015-16	17	0	100	5.9	11	27	.407	2	9	.222	9	13	.692	2	11	13	0.8	9	0	3	8	1	3	33	1.9
2016-17	18	9	422	23.4	42	102	.412	19	46	.413	29	45	.644	10	41	51	2.8	45	2	22	25	2	8	132	7.3
2017-18	18	1	327	18.2	39	87	.448	13	38	.342	14	21	.667	8	26	34	1.9	46	2	12	17	1	4	105	5.8
TOTAL	53	10	849	16.0	92	216	.426	34	93	.366	52	79	.658	20	78	98	1.8	100	4	37	50	4	15	270	5.1



PLAYER INFORMATION



CLEVON BROWN

15

Junior, Forward
6'8" 240 lbs.
San Antonio, Texas
Churchill


GENERAL ★ Brown signed with the Commodores in November of 2015 in the early signing period...Played in all 32 games as a sophomore and made four starts.

2017-18 (SOPHOMORE) ★ Played in all 32 games and made four starts... Averaged 3.9 points per game in 17.0 minutes... Scored career-high 13 points in season-opener against Austin Peay... Had three or more blocks in four games as a sophomore, including an eight-block performance at Ole Miss, the most by a Commodore since Luke Kornet posted 10 blocks against Auburn on January 12, 2016.

2016-17 (FRESHMAN) ★ Played in 34 games and averaged 7.6 minutes per game... Averaged 1.6 points and 1.5 rebounds per game... Blocked career-high three shots vs. South Carolina... Had career-high eight points, six rebounds, and two blocks at Missouri... Tied a then-career high with six points at Texas A&M; also grabbed a then career-high five rebounds against the Aggies.

HIGH SCHOOL ★ As a junior, he averaged 16.8 points, 9.4 rebounds, and 3.2 blocks per game and was named to the District 26-6A first team, while also claiming all-tournament honors at the Northside ISD and Georgetown tournaments... Ranked as the 26th-ranked power forward in the country by Scout.com, he also received offers from Texas, Illinois, Notre Dame, and Auburn.

PERSONAL ★ Clevon Brown, Jr.... July 18, 1998... Son of Clevon, Sr., and Indira Brown... Has one step sister, Priann... Majoring in Economics



MATT RYAN

32

Junior, Forward
6'8" 209 lbs.
Cortlandt Manor, N.Y.
Notre Dame/Iona Prep

GENERAL ★ 6'8 forward who transferred to Vanderbilt in the summer of 2017... Sat out 2017-18 season due to NCAA transfer rules... Is a career 39.8% shooter from three.

2016-17 (SOPHOMORE AT NOTRE DAME) ★ Played in all 36 games as a sophomore and averaged 3.6 points per game... Came off the bench in the ACC semifinal victory over Florida State to score 11 points on 3-of-4 shooting from three point range... Scored 17 points on 5-of-7 shooting from three-point range, while collecting a season-high five rebounds, in the victory over North Carolina A&T... Hit first five 3FG attempts and eventually finished 7-14 from three-point range with a career-high 23 points vs. Chicago State... Hit 2-of-5 from three point range with four rebounds vs. Loyola Maryland.

2015-16 (FRESHMAN AT NOTRE DAME) ★ Played in 36 games and made four starts as a true freshman... Averaged 5.6 points per game... Made 46 threes... Hit a key three pointer with 12:18 remaining in the second half vs. Michigan (3/18/16) during the first round of the NCAA tournament to cap Notre Dame's comeback from a 12-point halftime deficit... Exploded for a career-high 17 points off the bench in the first half vs. NC State (3/5/16)... Made his first career start vs. Georgia Tech (1/13/16), scoring 10 points and grabbing a career-best seven rebounds while playing a career-high 35 minutes.

HIGH SCHOOL ★ Named 2015 Mr. New York Basketball following senior campaign at Iona Prep in which he averaged 20.0 ppg., 8.0 rpg. and 5.0 apg... Led the Gaels to a 22-6 record en route to the program's first Class AA Archdiocesan Championship... Played in only eight games during his junior year after undergoing double-hip surgery in March 2014.

PERSONAL ★ Matthew Richard Ryan... Born in White Plains, New York... Son of Richard and Laurie Ryan, along with older sister, Mikela and younger brother, Michael... Was a member of National Honor Society, National Latin Honor Society and National Italian Honor Society... Majoring in Economics.

Brown's Overall Statistics at Vanderbilt

Year	GP	GS	Min	Avg	FG	FGA	Pct	3FG	3FGA	Pct	FT	FTA	Pct	Off	Def	Tot	Avg	PF	FO	Ast	TO	Blk	Stl	Pts	Avg
2016-17	34	0	258	7.6	20	51	.392	8	27	.296	7	12	.583	16	34	50	1.5	35	0	3	16	14	1	55	1.6
2017-18	32	4	543	17.0	51	112	.455	11	46	.239	12	26	.462	42	56	98	3.1	67	3	7	27	43	9	125	3.9
TOTAL	66	4	801	12.1	71	163	.436	19	73	.260	19	38	.500	58	90	148	2.2	102	3	10	43	57	10	180	2.7

Brown's SEC Statistics at Vanderbilt

Year	GP	GS	Min	Avg	FG	FGA	Pct	3FG	3FGA	Pct	FT	FTA	Pct	Off	Def	Tot	Avg	PF	FO	Ast	TO	Blk	Stl	Pts	Avg
2016-17	17	0	118	6.9	10	24	.417	3	12	.250	3	7	.429	8	15	23	1.4	17	0	2	7	9	0	26	1.5
2017-18	18	3	350	19.4	28	61	.459	8	25	.320	7	15	.467	27	39	66	3.7	42	2	5	20	29	5	71	3.9
TOTAL	35	3	468	13.4	38	85	.447	11	37	.297	10	22	.455	35	54	89	2.5	59	2	7	27	38	5	97	2.8

Ryan's Overall Statistics at Notre Dame

Year	GP	GS	Min	Avg	FG	FGA	Pct	3FG	3FGA	Pct	FT	FTA	Pct	Off	Def	Tot	Avg	PF	FO	Ast	TO	Blk	Stl	Pts	Avg
2015-16	36	4	521	14.5	60	144	.417	46	123	.374	19	24	.792	4	56	60	1.7	55	0	18	6	3	9	185	5.1
2016-17	36	0	286	7.9	43	99	.434	36	83	.434	9	10	.900	6	26	32	0.9	29	0	14	13	1	6	131	3.6
TOTAL	72	4	807	11.2	103	243	.424	82	206	.398	28	34	.824	10	82	92	1.3	84	0	32	19	4	15	316	4.4



PLAYER INFORMATION



YANNI WETZELL

1

Junior, Forward/Center
6'10" 240 lbs.
Auckland, N.Z.
St. Mary's (Texas)/Westlake


GENERAL ★ 6'10 forward who transferred from St. Mary's University in Texas and sat out the 2017-18 season...Named to the All-Heartland Conference Second Team as a sophomore after averaging 15.5 points and 6.8 rebounds per game. Shot 40.9% from three for the season.

2016-17 (SOPHOMORE AT ST. MARY'S) ★ Played and started in all 30 games for St. Mary's University...Averaged 15.5 points and 6.8 rebounds per game...Scored in double figures in last eight games as a sophomore, including a season-high 29-point effort against Newman and a 28-point effort against Panhandle State...Scored 20 or more points in six games and posted six double-doubles.

2015-16 (FRESHMAN AT ST. MARY'S) ★ Played and started in all 29 games for St. Mary's and averaged 11.7 points and 5.6 rebounds...Named Heartland Conference Freshman of the Year...Posted four double-doubles on the season and a season-high 24 points against Oklahoma Christian on Jan. 28.

HIGH SCHOOL ★ Starred under head coach Carl Stent at Westlake High School in New Zealand, earning the Most Improved Player as a senior ... Helped his team to a No. 2 national rank ... Also lettered in tennis and was team captain ... Also played for the U19 New Zealand National Team, finishing ranked No. 2.

PERSONAL ★ Yann Clemons Thomas Wetzell...July 8, 1996...Son of Clem and Jenny Wetzell ... Has four sisters, Kylie, Pippa, Anya and Georgia ... His father Clem played rugby on the collegiate level and his mother Jenny was a surfer.



MAXWELL EVANS

3

Sophomore, Guard
6'2" 192 lbs.
Houston, Texas
Bellaire

GENERAL ★ Evans, a 6'2 guard from Bellaire High School in Houston, Texas, was the number 16-ranked prospect in the state of Texas and 247sports.com ranked him as the 11th-ranked combo guard nationally at the end of his junior season. He chose the Commodores over Purdue, Northwestern, and Kansas State. Played in 29 games and made 15 starts as a true freshman.

FRESHMAN (2017-18) ★ Played in 29 games and made 15 starts...Averaged 3.9 points per game in 13.0 minutes...Scored in double figures in four games as a true freshman, including a career-high 16-point effort in a win over Georgia...Tallied 14 points against Houston Baptist and at Ole Miss...Grabbed career-high nine rebounds at Arkansas...Made career-high three three-pointers against Texas A&M...Played career-high 29 minutes at Auburn.

HIGH SCHOOL ★ Four-year starter and captain who averaged 32.7 points, 7.1 rebounds, 6.5 assists, 3.2 steals, and 2.0 blocks as a senior at Bellaire, where he played for coach Bruce Glover.

PERSONAL ★ Maxwell Evans...September 17, 1998...Son of Carlis and Sharon...Is a triplet with sisters Megan and Maya, who each play volleyball at Tennessee State...Also has an older brother Denzel, who is a running back at the University of Kansas...Undecided in major at Vanderbilt...Advice to young people: "Always work hard on what you want to achieve."

Wetzell's Overall Statistics at St. Mary's (Texas)

Year	GP	GS	Min	Avg	FG	FGA	Pct	3FG	3FGA	Pct	FT	FTA	Pct	Off	Def	Tot	Avg	PF	FO	Ast	TO	Blk	Stl	Pts	Avg
2015-16	29	29	728	25.1	140	264	.530	3	6	.500	55	87	.632	65	97	162	5.6	99	5	25	84	8	10	338	11.7
2016-17	30	30	939	31.3	170	339	.501	18	44	.409	106	159	.667	67	137	204	6.8	82	3	45	95	18	24	464	15.5
TOTAL	59	59	1667	28.3	310	603	.514	21	50	.420	161	246	.655	132	234	366	6.2	181	8	70	179	26	34	802	13.6

Evans' Overall Statistics at Vanderbilt

Year	GP	GS	Min	Avg	FG	FGA	Pct	3FG	3FGA	Pct	FT	FTA	Pct	Off	Def	Tot	Avg	PF	FO	Ast	TO	Blk	Stl	Pts	Avg
2017-18	29	15	378	13.0	34	95	.358	18	54	.333	28	33	.848	15	41	56	1.9	33	0	14	25	0	9	114	3.9
TOTAL	29	15	378	13.0	34	95	.358	18	54	.333	28	33	.848	15	41	56	1.9	33	0	14	25	0	9	114	3.9

Evans' SEC Statistics at Vanderbilt

Year	GP	GS	Min	Avg	FG	FGA	Pct	3FG	3FGA	Pct	FT	FTA	Pct	Off	Def	Tot	Avg	PF	FO	Ast	TO	Blk	Stl	Pts	Avg
2017-18	17	12	257	15.1	18	52	.346	12	32	.375	26	30	.867	13	28	41	2.4	24	0	7	19	0	6	74	4.4
TOTAL	17	12	257	15.1	18	52	.346	12	32	.375	26	30	.867	13	28	41	2.4	24	0	7	19	0	6	74	4.4



PLAYER INFORMATION



SABEN LEE

0

Sophomore, Guard
6'2" 183 lbs.
Phoenix, Ariz.
Corona Del Sol

GENERAL ★ 6'2 guard from Tempe, Ariz., who attended Corona Del Sol High School. Lee chose the Commodores over Louisville, Stanford, Florida State, and Nebraska...Played in all 32 games and made 29 starts as a true freshman.

FRESHMAN (2017-18) ★ Played in all 32 games and made 29 starts... Averaged 10.6 points per game in 26.8 minutes... Led the team in steals (39) and assists (99)... Scored in double figures in 17 games as a true freshman, including a career-high 24-point effort at Arizona State; also posted a career-high four steals... Tallied an SEC-game high 21 points in game against Tennessee in Nashville... Against Texas A&M, he was one rebound and one assist short of a triple-double (19 points, 9 rebounds, 9 assists)... Had four or more assists in 13 games... Was 12-17, career highs in both makes and attempts, from the free-throw line against Kansas State... Finished the season 10th in the SEC in league games only with 1.2 steals per game.

HIGH SCHOOL ★ Averaged 22 points, five rebounds, four assists, three blocks, and three steals in his senior season at Corona Del Sol... First-team All-State selection as a junior and senior... Was a four-star prospect and the number 92-ranked player by Scout.com and the number 17 point guard by 247sports.com.

PERSONAL ★ Saben Anthonia Lee... June 23, 1999... Son of Anthony Lee and Lisa Austin and Natalie and Morris Williams... Has one sister Aubry... Plans to major in Mechanical Engineering... Advice to young people: "Have fun because at the next level it's all business."



MATTHEW MOYER

13

RS Sophomore, Forward
6'8" 217 lbs.
Gahanna, Ohio
Syracuse/South Kent Prep/
Lincoln

GENERAL ★ Transferred from Syracuse in the summer of 2018... Will sit out the 2018-19 season due to NCAA transfer rules.

RS FRESHMAN (2017-18) ★ Pulled down 10 rebounds in collegiate debut against Cornell in the season opener ... Scored 11 points with seven rebounds against Toledo ... Totaled a season-high 18 points and added eight rebounds versus Connecticut ... Finished with 12 points and nine rebounds against Buffalo ... Recorded a double-double with 11 points and a career-high 13 rebounds in the ACC opener against Virginia Tech... Tallied 10 rebounds at Florida State ... Recorded a career-high in steals (3) and offensive rebounds (6) against the Seminoles ... Moyer missed the game at Pittsburgh after suffering an ankle injury against Boston College, but returned to the lineup at Georgia Tech.

FRESHMAN (2016-17) ★ Redshirted.

LINCOLN HIGH SCHOOL ★ Led Lincoln to a 22-4 record and the district final in Moyer's sophomore season... Earned Third-Team Division I All-District recognition ... Moyer played in the 2015 Mary Kline Classic and tallied 12 points ... Moyer, who plays the violin, was part of the Lincoln Orchestra ... He also was a member of the school's chess club.

SOUTH KENT PREP ★ Moyer was named the Connecticut Gatorade Player of the Year ... He helped the Cardinals to a 20-10 record and the semifinals of the New England Preparatory School Athletic Council (NEPSAC) Class AAA Semifinals ... He was coached by Kevin Jefferson ... Moyer was a first-team NEPSAC Class AAA selection... In the spring recruiting rankings, Moyer was ranked 74th overall in the ESPN 100, 71st by Scout.com, 40th by Rivals.com and 80th by 247sports.com.

PERSONAL ★ Matthew Anthony Moyer is the son of Fred and Annette Moyer ... He was born June 30, 1997.

Lee's Overall Statistics at Vanderbilt

Year	GP	GS	Min	Avg	FG	FGA	Pct	3FG	3FGA	Pct	FT	FTA	Pct	Off	Def	Tot	Avg	PF	FO	Ast	TO	Blk	Stl	Pts	Avg
2017-18	32	29	857	26.8	115	249	.462	23	75	.307	85	117	.726	22	73	95	3.0	78	2	99	71	5	39	338	10.6
TOTAL	32	29	857	26.8	115	249	.462	23	75	.307	85	117	.726	22	73	95	3.0	78	2	99	71	5	39	338	10.6

Lee's SEC Statistics at Vanderbilt

Year	GP	GS	Min	Avg	FG	FGA	Pct	3FG	3FGA	Pct	FT	FTA	Pct	Off	Def	Tot	Avg	PF	FO	Ast	TO	Blk	Stl	Pts	Avg
2017-18	18	18	520	28.9	75	148	.507	18	46	.391	42	56	.750	11	47	58	3.2	53	2	49	43	1	22	210	11.7
TOTAL	18	18	520	28.9	75	148	.507	18	46	.391	42	56	.750	11	47	58	3.2	53	2	49	43	1	22	210	11.7

Moyer's Overall Statistics (Syracuse)

Year	GP	GS	Min	Avg	FG	FGA	Pct	3FG	3FGA	Pct	FT	FTA	Pct	Off	Def	Tot	Avg	PF	FO	Ast	TO	Blk	Stl	Pts	Avg
2017-18	37	20	587	15.9	45	85	.529	1	9	.111	22	41	.537	38	82	120	3.2	52	1	16	25	11	13	113	3.1
TOTAL	37	20	587	15.9	45	85	.529	1	9	.111	22	41	.537	38	82	120	3.2	52	1	16	25	11	13	113	3.1



PLAYER INFORMATION



EJIKE OBINNA

50


Sophomore, Center
6'10" 234 lbs.
Enugu, Nigeria
Virginia Academy

GENERAL ★ Obinna, a 6'10 center originally from Enugu, Nigeria, who attended the Virginia Academy in Ashburn, Va., was a 4-star prospect by ESPN.com and Rivals.com, and was the 107th-ranked prospect in the class of 2017 by 247sports.com at end of his junior season. He was also named the Capital Beltway Defensive Player of the Year in his junior year. Played in 25 games and made 14 starts as a true freshman.

FRESHMAN (2017-18) ★ Played in 25 games and made 14 starts...Averaged 2.7 points per game in 9.4 minutes...Scored a career-high 14 points in career-best 22 minutes at Mississippi State...Was 6-9 from the field against Mississippi State in Starkville...Grabbed a career-high seven rebounds against Virginia.

HIGH SCHOOL ★ Averaged 16.6 points, 8.0 rebounds, 2.0 blocks, 1.0 steals, and 1.0 assists per game...Scored over 1,000 points in his career...First student at Virginia Academy to receive a full scholarship to a college academic institution. He chose the Commodores over Florida, Oklahoma, Clemson, and Virginia Tech.

PERSONAL ★ Ejiike Simon Obinna...December 14, 1999...Son of Caroline Ejiike...Has two brothers, Chomezie and Chinonso and three sisters, Ijeoma, Amaka, and Ipeoma...Plans to major in Human and Organizational Development...Advice to young people: "Work hard and believe in yourself."



ISAIAH RICE

14

Sophomore, Guard
5'11" 195 lbs.
Indianapolis, Ind.
Park Tudor

GENERAL ★ Comes to Vanderbilt as a walk-on after playing at Park Tudor High School in Indianapolis, Ind...His Park Tudor team won two state championships.

FRESHMAN (2017-18) ★ Played in two games as a true freshman against Houston Baptist and Alcorn State...Scored first collegiate point against Alcorn State.

HIGH SCHOOL ★ Two-year captain who averaged 15.0 points, 3.0 assists, 2.0 rebounds, and 1.0 steals per game in his senior season...Park Tudor teammates Trevon Bluiett (Xavier), Bryce Moore (Western Michigan), Jaren Jackson, Jr. (Michigan State), and Kobe Webster (Western Illinois).

PERSONAL ★ Isaiah Nelson Rice...March 6, 1999...Son of Derica and Robin Nelson Rice...Has two brothers, Solomon and Malachi...Plans to major in economics...Advice to young people: "Be yourself and be confident regardless of what others say."

Obinna's Overall Statistics at Vanderbilt

Year	GP	GS	Min	Avg	FG	FGA	Pct	3FG	3FGA	Pct	FT	FTA	Pct	Off	Def	Tot	Avg	PF	FO	Ast	TO	Blk	Stl	Pts	Avg
2017-18	25	14	235	9.4	26	44	.591	0	1	.000	15	31	.484	12	41	53	2.1	50	2	1	13	2	1	67	2.7
TOTAL	25	14	235	9.4	26	44	.591	0	1	.000	15	31	.484	12	41	53	2.1	50	2	1	13	2	1	67	2.7

Obinna's SEC Statistics at Vanderbilt

Year	GP	GS	Min	Avg	FG	FGA	Pct	3FG	3FGA	Pct	FT	FTA	Pct	Off	Def	Tot	Avg	PF	FO	Ast	TO	Blk	Stl	Pts	Avg
2017-18	14	8	124	8.9	18	32	.563	0	1	.000	5	13	.385	5	17	22	1.6	26	2	0	7	1	1	41	2.9
TOTAL	14	8	124	8.9	18	32	.563	0	1	.000	5	13	.385	5	17	22	1.6	26	2	0	7	1	1	41	2.9

Rice's Overall Statistics at Vanderbilt

Year	GP	GS	Min	Avg	FG	FGA	Pct	3FG	3FGA	Pct	FT	FTA	Pct	Off	Def	Tot	Avg	PF	FO	Ast	TO	Blk	Stl	Pts	Avg
2017-18	2	0	6	3.0	0	2	.000	0	2	.000	1	2	.500	0	0	0	0.0	1	0	0	2	0	0	1	0.5
TOTAL	2	0	6	3.0	0	2	.000	0	2	.000	1	2	.500	0	0	0	0.0	1	0	0	2	0	0	1	0.5



PLAYER INFORMATION



DARIUS GARLAND

10

Freshman, Guard
6'2" 175 lbs.
Nashville, Tenn.
Brentwood Academy

GENERAL ★ Garland, from Nashville, Tenn. and the Brentwood Academy, signed his National Letter of Intent with the Commodores in November in 2017. A consensus five-star recruit by most recruiting services, Garland enters the Vanderbilt program as one of the nation's best incoming point guards.

HIGH SCHOOL ★ Attended Brentwood Academy and won a TSSAA-record-tying four state championships with the Eagles and became only the second player in state history to claim three consecutive Mr. Basketball awards (Brentwood Academy's Brandan Wright - 2004 to 2006)...Averaged 28.6 points per game as a senior and shot 59.7 percent from the field...Named a 2018 McDonald's All-American and a Naismith National Player of the Year semifinalist, becoming only the second Commodore to be named a McDonald's All-American (class of 2018 signee Simi Shittu) and the first named as a Naismith semifinalist...Also a Jordan Brand nominee...Named the Gatorade Tennessee Player of the Year in 2018.

PERSONAL ★ Darius Kinnard Garland...January 26, 2000...Son of Winston and Felicia Garland...Has one brother, Desmond Nunnery...Plans to major in Communications and Broadcasting...Advice to young people: "Never be satisfied."



MAC HUNT

30

Freshman, Guard
6'6" 182 lbs.
Chattanooga, Tenn.
McCallie

GENERAL ★ Mac Hunt joined the Commodores as a walk-on in the summer of 2018.

HIGH SCHOOL ★ Attended McCallie High School in Chattanooga, Tenn... Played varsity for 4 years on the McCallie team with the most wins in school history...Tennessee State Runner-Up in Division II AA 2016-17 season losing to state championship team Brentwood Academy and Darius Garland...Chattanooga Times Free Press Best of Preps Champions 2016, 2017, 2018... Chattanooga Times Free Press Best of Preps All-Tournament team in 2017-18... Named to 2016-17 Arby's Classic All-Tournament team...Shot 47.3% from three in his senior season at McCallie.

PERSONAL ★ Peter McLain Hunt II...July 7, 1999...Son of Peter and Kathleen Hunt...Has two brothers, Will and Jack...Undecided in major...Advice to young people: "Set goals, work hard and don't be afraid to fail/do what you love."



AARON NESMITH

24

Freshman, Forward
6'6" 213 lbs.
Charleston, S.C.
Porter Gaud

GENERAL ★ Shooting guard Aaron Nesmith signed with the Commodores in the early signing period...Nesmith posted a stellar career at Porter Gaud High School in Charleston, S.C., where he was named the state's Gatorade Player of the Year as a senior while leading his Porter Gaud teams to three straight South Carolina state titles and scoring 2,000 career points.

HIGH SCHOOL ★ Nesmith is one of the class of 2018's top shooters... Averaged 21 points, 4.5 rebounds and 1.8 assists per game as a senior... Scored 2,067 career points and was named Most Outstanding Player at both the Chick-fil-A Classic, where he made nine three pointers, and the Rotary Roundball holiday tournament... Also a three-time South Carolina Independent School Association 3A Player of the Year...Three-time honoree as All-Lowcountry player of the year by the Charleston Post and Courier.

PERSONAL ★ Aaron Joshua Nesmith...October 16, 1999...Son of Benard and Erine Nesmith...Has one brother, Eddie...Undecided in major...Advice to young people: "Always work hard and give that little extra effort when your peers are not."



SIMISOLA SHITTU

11

Freshman, Forward
6'11" 240 lbs.
Burlington, Ont.
Vermont Academy

GENERAL ★ Shittu, from Burlington, Ont. and the Vermont Academy, signed his National Letter of Intent with the Commodores in November in 2017. A consensus five-star forward/center Shittu is considered one of the best frontcourt prospects to enter college basketball this season.

HIGH SCHOOL ★ Attended the Vermont Academy in Rockingham, Vermont... Averaged 20 points, 10 rebounds and 3 assists per game on the spring and summer AAU circuit for CIA Bounce...Was named a McDonald's All-American in 2018, Vanderbilt's second honoree in the class of 2018 (point guard Darius Garland)...Also a Jordan Brand honoree...Averaged 19.9 points and 12.7 rebounds per game for Vermont Academy in 2016-17...Ranked seventh-best prospect in the class of 2018 and the number-one ranked power forward by Rivals.com.

PERSONAL ★ Oluwasimisola Shittu...November 7, 1999...Son of Adesoji and Omena Shittu...Has one brother, Tayo...Undecided in major...Advice to young people: "If you put in the work, everything will take care of itself."



PLAYER INFORMATION

CLEVEN BROWN CAREER GBG

2017-18 (Sophomore)

Table with columns: Date, Opponent, M, FG-A, 3P-A, FT-A, Reb, PF, A, T, B, S, PTS. Rows include games against Austin Peay, Belmont, UNC Asheville, USC, Virginia, Seton Hall, Radford, Kansas State, Middle Tennessee, Arizona State, Houston Baptist, Alcorn State, Florida, Alabama, South Carolina, Tennessee, Kentucky, Miss. State, LSU, Tennessee, TCU, Kentucky, Auburn, Georgia, Arkansas, Miss. State, Florida, LSU, Texas A&M, Missouri, Ole Miss, Georgia.

*Games Started

MAXWELL EVANS CAREER GBG

2017-18 (Freshman)

Table with columns: Date, Opponent, M, FG-A, 3P-A, FT-A, Reb, PF, A, T, B, S, PTS. Rows include games against Austin Peay, Belmont, UNC Asheville, USC, Virginia, Seton Hall, Radford, Kansas State, Middle Tennessee, Arizona State, Houston Baptist, Alcorn State, Florida, Alabama, South Carolina, Tennessee, Kentucky, Miss. State, LSU, Tennessee, TCU, Kentucky, Auburn, Georgia, Arkansas, Miss. State, Florida, LSU, Texas A&M, Missouri, Ole Miss, Georgia.

*Games Started

CLEVEN BROWN CAREER GBG

2016-17 (Freshman)

Table with columns: Date, Opponent, M, FG-A, 3P-A, FT-A, Reb, PF, A, T, B, S, PTS. Rows include games against Marquette, Belmont, Norfolk State, Bucknell, Butler, Santa Clara, Tennessee State, Minnesota, High Point, M. Tennessee, Chattanooga, Dayton, LSU, Auburn, Alabama, Kentucky, Tennessee, Georgia, Florida, Arkansas, Iowa State, Texas A&M, Ole Miss, Arkansas, Missouri, Texas A&M, South Carolina, Tennessee, Mississippi State, Kentucky, Florida, vs. Texas A&M, vs. Florida, vs. Arkansas, vs. Northwestern.

*Games Started

SABEN LEE CAREER GBG

2017-18 (Freshman)

Table with columns: Date, Opponent, M, FG-A, 3P-A, FT-A, Reb, PF, A, T, B, S, PTS. Rows include games against Austin Peay, Belmont, UNC Asheville, USC, Virginia, Seton Hall, Radford, Kansas State, Middle Tennessee, Arizona State, Houston Baptist, Alcorn State, Florida, Alabama, South Carolina, Tennessee, Kentucky, Miss. State, LSU, Tennessee, TCU, Kentucky, Auburn, Georgia, Arkansas, Missouri, Texas A&M, South Carolina, Florida, LSU, Texas A&M, Missouri, Arkansas, Miss. State, Florida, LSU, Texas A&M, Missouri, Arkansas, Miss. State, Florida.

*Games Started



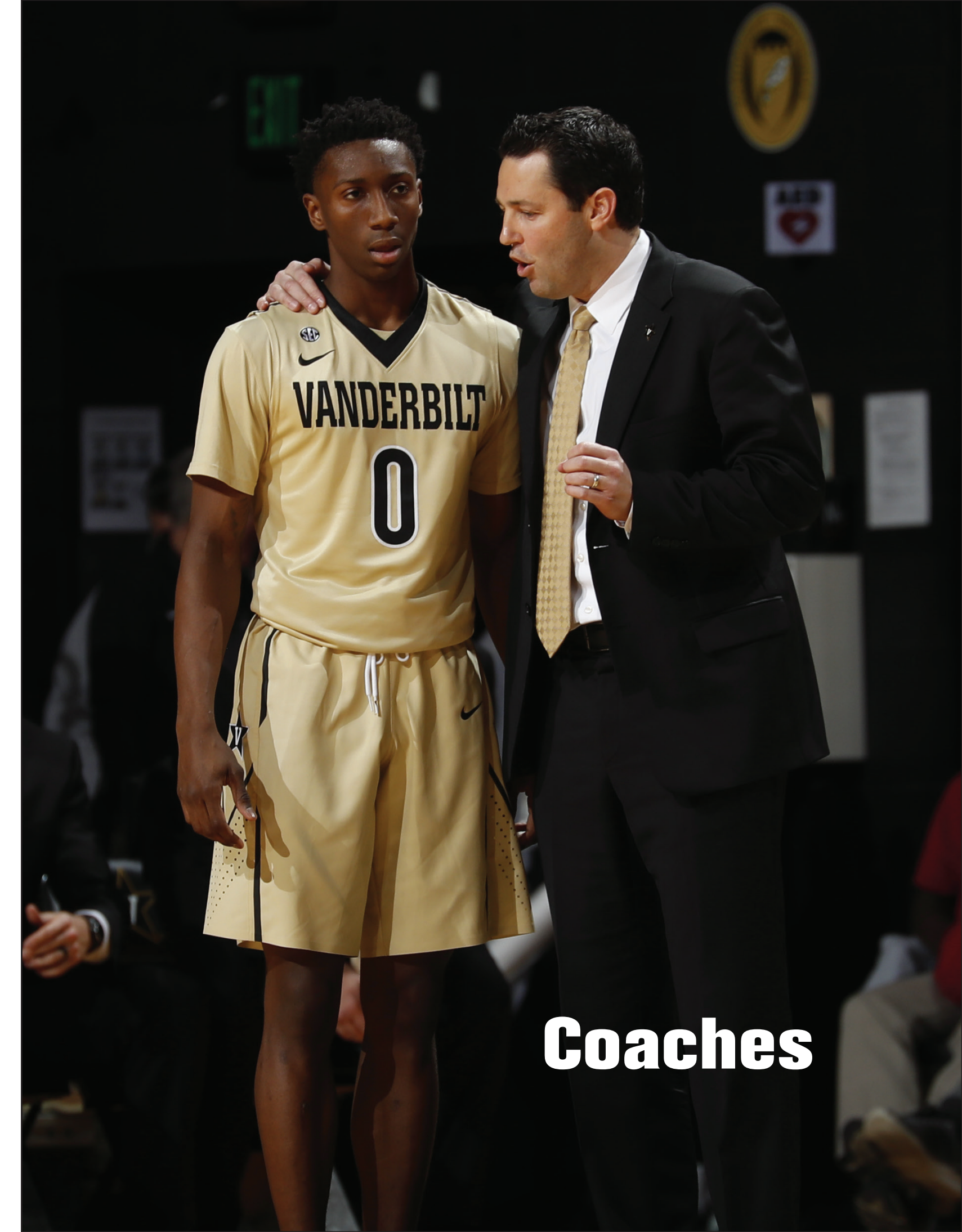
PLAYER INFORMATION

YANNI WETZELL CAREER GBG

2015-16 (Freshman at St. Mary's (Texas))

Date	Opponent	M	FG-A	3P-A	FT-A	Reb	PF	A	T	B	S	PTS
N13	Colorado Mines*	32	5-9	0-0	4-6	3	5	2	3	0	1	14
N14	Regis*	24	0-1	0-0	0-2	2	2	0	1	0	0	0
N18	Texas A&M-Kingsville*	24	4-7	0-0	6-6	6	2	0	4	0	1	14
N27	Missouri S&T*	29	5-11	0-0	2-4	6	3	1	3	2	0	12
N28	Missouri Western St.*	29	1-5	0-0	3-6	5	2	0	4	0	0	5
D1	Midwestern St.*	16	1-5	0-0	0-0	6	4	1	1	0	0	2
D4	Eastern New Mexico*	18	1-6	0-0	0-0	3	3	1	2	0	0	2
D14	Texas A&M-Kingsville*	31	7-12	0-0	0-0	10	3	1	4	0	1	14
D17	Oklahoma Panhandle St.	19	5-7	0-1	3-4	3	5	2	2	1	2	13
D19	Lubbock Christian*	33	4-11	0-0	6-6	8	4	1	4	0	0	14
D31	Newman*	25	6-8	0-0	1-4	4	3	0	5	0	0	13
J2	Oklahoma Christian*	22	3-11	0-0	0-0	3	3	0	0	0	0	6
J7	UA Fort Smith*	29	7-11	0-0	4-4	13	3	2	1	0	0	18
J9	Rogers State*	21	8-10	0-0	2-3	3	4	0	2	0	0	18
J14	UT-Permian Basin*	18	4-10	0-0	2-2	5	4	0	7	1	0	10
J16	St. Edward's*	13	2-6	0-0	1-3	5	4	0	3	0	0	5
J21	Texas A&M-International*	26	9-11	1-1	0-0	2	4	0	0	0	1	19
J23	Dallas Baptist*	26	2-10	0-0	0-1	4	0	0	2	0	0	4
J28	Oklahoma Christian*	30	12-22	0-0	0-0	8	2	1	1	0	2	24
J30	Newman*	17	7-10	0-0	0-2	4	5	2	1	0	0	14
F4	Rogers State*	29	4-9	0-1	2-2	7	2	1	5	0	0	10
F6	UA Fort Smith*	26	2-4	0-0	3-6	8	5	1	4	0	0	7
F11	St. Edward's*	28	9-12	0-0	4-9	10	4	1	6	0	0	22
F13	UT-Permian Basin*	33	4-10	0-0	1-3	4	4	2	6	3	1	9
F18	Texas A&M International*	40	8-11	0-1	0-0	8	4	3	2	1	0	16
F22	Dallas Baptist*	21	4-7	0-0	3-5	3	5	1	5	0	0	11
F25	Lubbock Christian*	23	3-5	0-0	1-2	4	3	0	2	0	0	7
F27	Oklahoma Panhandle*	15	3-6	0-0	6-6	4	4	0	1	0	0	12
M4	UA Fort Smith*	32	10-17	2-2	1-1	11	3	2	3	0	1	23

*Games Started



Coaches



COACHES AND SUPPORT STAFF

Bryce Drew, Head Coach



Bryce Drew became the ninth Commodore basketball coach of the modern era and 27th all-time in April 2016 when he was named the head coach of Vanderbilt basketball. Drew quickly made his mark on the Vanderbilt program by taking the Commodores to the NCAA Tournament in his first season, the first time a first-year coach at Vanderbilt has accomplished the feat.

In six years as a head coach at Vanderbilt and Valparaiso, Drew has advanced to the postseason five times with three NCAA Tournament bids, including the Commodores' appearance in 2017.

During Drew's inaugural season in Nashville, Vanderbilt notched five top-25 wins, six top-50 victories and 11 top-100 RPI wins, played the toughest overall strength of schedule and toughest nonconference schedule in the nation and became the only SEC team to sweep Florida, which went on to advance to the Elite Eight. The Commodores' six top-50 wins tied for second-most in the SEC with Florida, all while leading the conference in 3-point shooting, threes made per game and free-throw percentage. Drew mentored All-SEC First-Team selection Luke Kornet, who was also named the Commodores' first-ever SEC Scholar Athlete of the Year.

Prior to his arrival in Nashville, Drew brought an impressive basketball resume from all levels of the game after spending the previous five seasons as head coach at his alma mater, Valparaiso.

"Our goal was to identify a proven head coach capable of exciting Commodore Nation and perhaps most importantly, able to mirror Vanderbilt's values and aspirations," said Vanderbilt Director of Athletics David Williams. "With Bryce Drew we were able to check all those boxes. We are thrilled to welcome Coach Drew and his family to the Vanderbilt community and the great city of Nashville."

Drew, a three-time Horizon League Coach of the Year and two-time NABC District 12 Coach of the Year, averaged 25 wins a season at Valparaiso, won four regular season championships, and made four postseason appearances, two in the NCAA Tournament and two in the NIT, with the Crusaders.

In his five seasons at Valparaiso, Drew compiled a 124-49 overall record and in 2016,



COACHING CAREER

2016-present **Vanderbilt**, Head Coach
2011-16 **Valparaiso**, Head Coach
2005-11 **Valparaiso**, Asst. Coach

Horizon League Coach of the Year, 2012, 2015, and 2016, NABC District 12 Coach of the Year, 2015 and 2016

PLAYING CAREER

1994-98 **Valparaiso**
1998-2000 **Houston Rockets**
2000-01 **Chicago Bulls**
2001-04 **Charlotte/New Orleans Hornets**
2004-05 **Reggio Calabria (Italian Serie A)**
..... **Pamesa Valencia (Spanish Liga ACB)**

FAMILY

Wife, Tara; Son, Bryson

3RD SEASON AT VANDERBILT

College
Valparaiso
B.A., Sports Management, 1998
High School
Valparaiso (Ind.)



COACHES AND SUPPORT STAFF

Bryce Drew, Head Coach

led the Crusaders to a 30-7 overall record, the most wins in program history, and a berth in the NIT Finals at Madison Square Garden in New York City.

He also coached 15 All-Horizon League honorees, including one Horizon League Player of the Year in Ryan Broekhoff in 2012 and one player, Vashil Fernandez, who in 2015 and 2016 won the Horizon League's Defensive Player of the Year honor, the first player in the history of the league to win two of the awards.

Drew, the most decorated player in Valparaiso men's basketball history, spent the six seasons prior to his hiring as head coach in May of 2011 as a member of the Valparaiso coaching staff, helping the Crusaders win 102 games.

Valparaiso moved into the Horizon League in 2007-2008 and returned to the postseason with a trip to the College Basketball Invitational, where it won its first-round game at Washington. In his final season as associate head coach, he helped guide the Crusaders to 23 wins and a postseason berth in the CollegeInsider.com Tournament while receiving votes in the ESPN/USA Today Top 25 Coaches Poll for four consecutive weeks.

As a student-athlete, Drew cemented himself as the best player in Valparaiso men's basketball history. Drew, who

arrived at Valpo after earning Indiana Mr. Basketball honors and being named Indiana Gatorade Player of the Year in 1994, began his career by garnering Mid-Continent Conference Newcomer of the Year and Mid-Con Tournament MVP honors as a freshman.

Drew, a four-time All-Conference honoree, shined during the conference tournaments, earning All-Tournament Team honors each of his four seasons and picking up three Mid-Continent Conference Tournament MVP awards. He was also twice decorated as Mid-Con Most Valuable Player, one of only four players to be so honored twice in their career. Drew's career culminated as a senior by being named a Third Team All-American by the Basketball Times. He led the Crusaders to four Mid-Continent Conference regular season championships,

DREW'S OVERALL RECORD VS. OPPONENTS

Akron	1-0	Michigan State	0-1
Alabama	1-1	Middle Tennessee	0-2
Alcorn State	1-0	Milwaukee	9-2
Arizona	0-1	Minnesota	0-1
Arizona State	0-1	Mississippi State	2-1
Arkansas	1-2	Missouri	0-3
Arkansas-Pine Bluff	1-0	Missouri State	2-0
Auburn	1-1	Murray State	3-0
Austin Peay	1-0	Nebraska	0-1
Ball State	2-1	New Mexico	0-2
Belmont	2-2	NIU	2-0
Bethune-Cookman	1-0	Norfolk State	1-0
Bowling Green	1-0	North Park	1-0
Bucknell	0-1	Northwestern	0-1
Butler	3-1	Northern Kentucky	2-0
BYU	1-0	Oakland	4-4
Chattanooga	1-0	Ohio	0-1
Chicago State	2-0	Ohio State	0-1
Cincinnati Christian	1-0	Ole Miss	1-1
Cleveland State	9-2	Oregon	0-1
Columbia	0-1	Oregon State	1-0
Dayton	0-1	Portland	1-0
Detroit	7-4	Purdue Calumet	1-0
Drake	1-0	Radford	1-0
Duquesne	1-0	Rhode Island	1-0
East Tennessee State	1-1	Saint Louis	0-2
Eastern Kentucky	2-0	Saint Mary's	1-0
Evansville	0-1	Santa Clara	1-0
Florida	4-1	Seton Hall	0-1
Florida State	1-0	South Carolina	1-1
George Washington	0-1	Southeastern U	1-0
Georgia	1-2	TCU	1-0
Georgia Southern	2-0	Tennessee	1-3
Goshen	1-0	Tennessee State	1-0
Green Bay	9-4	Texas A&M	3-1
High Point	1-0	Texas Southern	1-0
Holy Cross (Ind.)	1-0	Trinity Christian	1-0
Houston Baptist	1-0	Trinity International	1-0
Illinois	0-1	UCF	1-1
Indiana State	1-0	UIC	11-0
Iona	1-0	UNC Asheville	1-0
Iowa State	1-0	USC	0-1
IPFW	3-1	Virginia	0-1
IU Kokomo	2-0	Wright State	6-5
IU South Bend	1-0	Youngstown State	8-2
IUPUI	1-1	Cumulative	143-65
James Madison	2-0	Conference	75-27
Kansas State	0-1	Season Openers	4-2
Kent State	1-0	AP Top 25	4-8
Kentucky	0-4	Overtime Games	5-3
Loyola (IL)	3-1	Conference Tournament	8-4
Loyola Marymount	1-1	NIT Tournament	4-2
LSU	2-1	NCAA Tournament	0-3
Maine	1-0	CollegeInsider.com	0-1
Marquette	0-1	SEC Teams	10-9
Maryland	0-1	Home Games	85-18
Mercer	0-1	Away Games	48-37
Miami (FL)	0-1	Neutral Site	10-10



COACHES AND SUPPORT STAFF

Bryce Drew, Head Coach

four tournament titles and three trips to the NCAA Tournament.

Drew, Valparaiso's career leader in points (2,142), three-point field goals (364) and assists (626), etched his name into the American consciousness in 1998 when he hit "The Shot" in the first round of the NCAA Tournament to beat Ole Miss. The play, in which Drew caught a tip pass from teammate Bill Jenkins off a full-court feed from Jamie Sykes, won him an ESPY award and gave Valparaiso its first NCAA Tournament win in school history, propelling the Crusaders to the Sweet Sixteen.

Drew also excelled internationally during his time on the court with the Crusaders, playing for the gold-medal winning Team USA at the World University Games in 1997. Following his collegiate career, Drew again made school history when the Houston Rockets drafted him with the 16th pick in the 1998 NBA Draft, the first time a Crusader had been chosen in the first round.

His NBA career lasted six seasons with the Rockets, Chicago Bulls, and Charlotte and New Orleans Hornets, with his best season coming in 2000-2001 when he started 41 games for the Bulls, averaging 6.3 points and 3.9 assists per game. A prolific shooter, Drew set a Hornet record when he connected on nine consecutive three-point attempts. He competed in the postseason twice as a pro, with Houston in 1999 and with Charlotte in 2002.

Over the course of his NBA career, Drew scored over 1,000 points and made 37% of his three-point attempts. In 1999, he was honored by the NBA with the Henry P. Iba Citizen Athlete Award for sportsmanship. Drew played alongside 12 NBA All-Stars during his time in the NBA, including three players who were named among the Top 50 NBA Players of All Time.

He also played under a quintet of head coaches who have combined for five NBA Championship rings. Following his six seasons in the NBA, Drew played professionally overseas for a season, playing for Reggio Calabria (Italian Serie A) and Pamesa Valencia (Spanish Liga ACB) before returning to the States to join the Crusader coaching staff.

Drew is twice a member of the Valparaiso University Hall of Fame, as he was inducted as an individual in 2003 and as part of the 1997-1998 Sweet Sixteen team in 2009. He also has been honored as one of the 150 most influential people in Valparaiso University's 150 years.

Drew graduated from Valparaiso in 1998 with a bachelor's degree in sports management and a minor in business. He and his wife Tara have one son, Bryson.

DREW'S RECORD THROUGH THE YEARS					
Year	School	Position	W-L	Conf.	Postseason
2018	Vanderbilt	Head Coach	12-20	6-12	-
2017	Vanderbilt	Head Coach	19-16	10-8	NCAA First Round
2016	Valparaiso	Head Coach	30-7	16-2	NIT Finals
2015	Valparaiso	Head Coach	28-6	13-3	NCAA Second Round
2014	Valparaiso	Head Coach	18-16	9-7	Colleg Insider.com First Round
2013	Valparaiso	Head Coach	26-8	13-3	NCAA Second Round
2012	Valparaiso	Head Coach	22-12	14-4	NIT First Round
2011	Valparaiso	Assistant Coach	23-12	12-6	Colleg Insider.com First Round
2010	Valparaiso	Assistant Coach	15-17	10-8	-
2009	Valparaiso	Assistant Coach	9-22	5-13	-
2008	Valparaiso	Assistant Coach	22-14	9-9	College Basketball Invite 2nd Rd.
2007	Valparaiso	Assistant Coach	16-15	9-5	-
2006	Valparaiso	Assistant Coach	17-12	8-8	-
2005	Valencia (Spain)	Player	38-14		Champions League Second Round
2004	New Orleans (NBA)	Player	41-41		East 1st round
2003	New Orleans (NBA)	Player	47-35		East 1st round
2002	Charlotte (NBA)	Player	44-38		East Semifinals
2001	Chicago (NBA)	Player	15-67		-
2000	Houston (NBA)	Player	34-48		-
1999	Houston (NBA)	Player	31-19		West 1st round
1998	Valparaiso	Player	23-10	13-3	NCAA Regional Semifinals
1997	Valparaiso	Player	24-7	13-3	NCAA First Round
1996	Valparaiso	Player	22-10	13-5	NCAA First Round
1995	Valparaiso	Player	20-8	14-4	-
Head Coach Totals			155-85	81-39	
Totals at Vanderbilt (Head Coach)			31-36	16-20	
Totals at Valparaiso (Head Coach)			124-49	65-19	
Totals at Valparaiso (Assistant)			102-92	53-49	
Totals at Valparaiso (playing)			89-35	53-15	
Totals as NBA Player			212-248		



COACHES AND SUPPORT STAFF

Roger Powell, Jr., Associate Head Coach, 3rd Season, Illinois ('05)



THE POWELL, JR., FILE

High School

Joliet West (Ill.)

College

Illinois (2001-05)

Valparaiso (2016)

Education

B.A., Speech Communications, 2005

Masters in Sports Administration, 2016

Playing Experience

2001-05 - Illinois

2005-06 - Rockford Lightning (CBA)

2006 - Utah Jazz (NBA)

2006-07 - Arkansas Rimrockers (D-League)

2007-08 - Siviglia Wear Teramo (Italy)

2008-09 - Hapoel Jerusalem (Israel)

2009-2010 - Murcia (Spain)

2010 - JDA Dijon (France)

2010-11 - Skyliners Frankfurt (Germany)

Coaching Experience

2016-present - Vanderbilt
Associate Head Coach

2011-16 (5 years) - Valparaiso
Assistant Coach

Hometown

Joliet, Ill.

Family

Wife, Tara, daughter Bria, son
Liam

Former University of Illinois standout and Valparaiso assistant basketball coach Roger Powell, Jr., joined the Vanderbilt basketball staff as associate head coach in April of 2016 after a successful five-year stint with current Commodore head coach Bryce Drew at Valparaiso.

“Coach Powell is a former NBA player who brings great energy to the program,” said Drew. “He is fantastic on the floor with the players and does a tremendous job on the road recruiting with players being drawn to his positive personality. After coaching with Roger for the last five years, I am very happy he is at Vanderbilt.”

2016-17 marked Powell’s sixth consecutive trip to the postseason when the Commodores advanced to the NCAA Tournament in head coach Bryce Drew’s first season on West End. Prior to his arrival with the Commodores, his stint at Valparaiso produced two trips to the NCAA Tournament, two to the Postseason NIT and one to the CIT.

Powell helped lead the Crusaders to 122 wins in his five seasons as a member of the Crusader coaching staff, including 28 victories in 2014-2015 and a school-record 30 wins in 2015-16. Valpo captured the Horizon League regular season title in four of his first five seasons, while the Crusaders’ 2012-2013 and 2014-2015 squads also won the Horizon League tournament championship. Powell was named the top assistant coach in the Horizon League by Next Up Recruits in the summer of 2013.

With the Commodores, Powell works with both the post and perimeter players in skill development. He is also heavily involved with Vanderbilt’s recruiting efforts.

In the summer of 2013, Powell served as head coach of an Athletes in Action team which toured Lithuania, and in the summer of 2015, he led an AIA team as head coach on a tour of Poland.

“I am extremely excited and blessed to be a part of Vanderbilt University,” said Powell, Jr. “The program has everything I could have hoped for and more in a university. Vanderbilt University has outstanding academics, a great basketball tradition and is located in a truly amazing city. I look forward to being a part of the staff that will help continue to elevate this program to the next level.”

A three-year starter for the Illini, Powell earned Honorable Mention All-Big Ten recognition in each of his final two seasons after being named to the Big Ten All-Tournament Team as a sophomore. Powell helped Illinois to three Big Ten regular season titles and a pair of Big Ten tournament championships during his time with the Illini, as well as berths in the Sweet 16 of the NCAA Tournament in 2002-2003 and 2003-2004.

Powell’s career at Illinois culminated in his senior year of 2004-2005, when he started all 39 games that season for the Illini, averaging career bests of 12.0 points and 5.7 rebounds per game. Powell helped Illinois to the most successful season in program history, as the Illini won 29 straight games to open the season en route to finishing 37-2, spent most of the season ranked #1 in the nation and advanced to the national championship game of the NCAA Tournament. Powell closed his four-year Illinois career with 1,178 points, among the top-30 scorers in Illini history, and 531 rebounds.

Following his collegiate career, Powell earned a spot in the Seattle SuperSonics training camp before eventually playing the 2005-2006 season for the Rockford Lightning of the CBA, where he earned CBA Rookie of the Year accolades. He then made the roster of the Utah Jazz for the 2006-2007 NBA season and spent the first half of the season with the Jazz before joining the Arkansas Rimrockers of the NBDL. Powell concluded the 2007 season with the Rimrockers, leading the NBDL with 22.3 points per game and earning the league’s Jason Collier Sportsmanship Award, which is awarded to the player who best represents the ideals of character and conduct on and off the court.

Powell spent time in the training camp of the Chicago Bulls in both 2008 and 2010, and spent much of his last four years playing professionally abroad. He played in the top leagues in Italy (Teramo Basket), Israel (Hapoel Jerusalem), Spain (CB Murcia) and France (JDA Dijon). In his final professional season, Powell played for the Deutsche Bank Skyliners of the Basketball Bundesliga in Germany, where he helped the Skyliners to a second-place regular season finish and a berth in the league semifinals.

Off the court, Powell founded RPJ Ministries Organization, which mentors and trains young leaders to be Godly examples on their sports team and school campuses. He also founded Integrity Sports Corporation, a company focused on building basketball skills and integrity of high school and junior high athletes. Powell is a 2005 graduate of the University of Illinois - Urbana-Champaign with a degree in speech communications, and also received his master’s degree in Sports Administration from Valparaiso University in 2016. While also at Valpo, he received a certificate in Sports Media.

Powell and his wife, Tara, have a daughter, Bria and a son, Liam.





COACHES AND SUPPORT STAFF

Jake Diebler, Assistant Coach, 3rd Season, Valparaiso ('09)



THE DIEBLER FILE

High School

Upper Sandusky (Ohio)

College

Valparaiso (2005-09)

Valparaiso (2010-11)

Education

B.A., Marketing, 2009;

Masters in Business Administration, 2011

Playing Experience

2005-09 - Valparaiso

Coaching Experience

2016-present - Vanderbilt
Assistant Coach

2013-2016 (3 years) - Ohio State
Video Coordinator

2011-2013 (2 years) - Valparaiso
Assistant Coach

2010-2011 (1 year) - Valparaiso
Director of Operations

2009-2010 (1 year) - Valparaiso
- Student Assistant

Hometown

Upper Sandusky, Ohio

Family

Wife, Jordyn, daughter Jaymes

Jake Diebler joined the Vanderbilt coaching staff as an assistant coach in April of 2016 after spending three years as the video coordinator for Ohio State basketball and the previous two seasons as an assistant coach on Bryce Drew's staff at Valparaiso, where he helped Drew and the Crusaders to Horizon League regular season titles in 2012 and 2013. "Coach Diebler has great experience in basketball well beyond his age," said Drew. "The son of a coach, he has a passion for the game and in improving others, which our perimeter players will benefit from."

While at Ohio State, Diebler helped the Buckeyes advance to two NCAA Tournaments and also helped mentor the National Defensive Player of the Year in 2014, Aaron Craft, and the 2nd overall pick in 2015 NBA Draft and 2015 first-team All-American, D'Angelo Russell. In the offseasons in Columbus, Diebler would train Craft, Russell, Evan Turner, Mike Conley, Jared Sullinger, Greg Oden, his brother Jon Diebler, Deshaun Thomas, Byron Mullins, and others in on-the-court workouts.

Prior to his stint with the Buckeyes, Diebler coached at Valparaiso with Bryce Drew, where he was part of a staff which helped lead Valparaiso to 22 wins and the regular-season championship in 2012, the first by Valpo since joining the Horizon League. Diebler also helped the Crusaders to a berth in the 2012 Postseason National Invitational Tournament. In the 2012-13 season, the Crusaders posted a 26-8 overall record, won the Horizon League regular season championship for consecutive years, and a berth in the 2013 NCAA Tournament.

Diebler served as director of basketball operations during the 2010-11 season, helping the Crusaders to a 23-win season, finishing just one game out of the regular-season title, and a berth in the CollegeInsider.com Tournament. As a student assistant in 2009-10, Diebler helped guide the Crusaders to 15 wins and a fourth-place finish in the Horizon League standings.

Known as one of the Crusaders' hardest-working players on both ends of the court during his time as a player, Diebler set a Valpo Division I record by starting each and every one of the Crusaders' 98 games over the final three seasons of his career. He also had a string of 278-consecutive minutes played over seven games in the final half of his senior season, believed to be a Valpo record as well.

Diebler ranked among the Horizon League Top 10 in a trio of categories as a senior, finishing fourth in minutes played (33.8/game), sixth in 3-pointers made (1.8/game) and eighth in steals (1.3/game). He finished his Crusader career 10th in Valpo history with 130 career steals and 16th all-time at Valpo with 229 career assists. He also holds the all-time Ohio high school career records in assists and steals.

Also a standout in the classroom, Diebler earned Academic All-League honors and Horizon League Academic Honor Roll mention during his career, as well as being named to the NABC Honors Court. Diebler graduated with a bachelor's degree in marketing from Valparaiso in May 2009 and with an MBA in 2011. His brother Jon, played for the Buckeyes from 2008-11, and is the Big Ten All-time leader in made threes and the all-time leading scorer in Ohio High School basketball history. Jon was also the 51st pick in 2011 NBA Draft.

Coaching runs in the family for Diebler. His father Keith, coached high school basketball in the state of Ohio for almost 40 years, while his older brother Jeremiah coached high school basketball as well.

Diebler is married to his wife Jordyn and are the proud parents of daughter Jaymes, who was born in April of 2018.





COACHES AND SUPPORT STAFF

Casey Shaw, Assistant Coach, 3rd Season, Toledo ('98)



THE SHAW FILE

High School

Lebanon (Ohio)

College

Toledo (1994-98)

Moody Theological Seminary (2009-11)

Northwestern University School of Continuing and Professional Education (2011-12)

Education

B.A., Education, 1997; Master in Biblical Studies, 2011; Certified Financial Planner Certification (2012)

Coaching Experience

1994-98 - Toledo

1999 - Philadelphia 76ers

1999-00 - Tisettanta Cantu (Italy)

2000-01 - Telit Trieste (Italy)

2001 - Wurth Roma (Italy)

2001-02 - Armani Jeans Milano (Italy)

2002 - Sacramento Kings

2004-05 - Eurofiditalia R. Calabria (Italy)

2005-06 - Caja Banca (Spain)

2006-07 - Tisettanta Cantu (Italy)

2007-08 - Armani Jeans Milano (Italy)

2008-10 - Scavolini Spar Pesaro (Italy)

2010-11 - Banca Tercas Teramo (Italy)

Hometown

Lebanon, Ohio

Family

Wife, Dana, Anna, Isaiah, Caleb, and Luke

Casey Shaw joined the Vanderbilt basketball staff in April of 2016 as an assistant coach after a successful playing career as a professional athlete in the NBA/FIBA and as a student-athlete at the University of Toledo.

“Coach Shaw is a former NBA draft pick who has a wealth of experience and knowledge from his playing career and through the relationships he has made in the NBA,” said Drew. “Being 6’10, he will be outstanding in working with our post players and developing them.”

Shaw’s wealth of basketball experience began in 1998 when he was drafted by the Philadelphia 76ers with the 37th overall pick after a stellar four-year career at Toledo, where he ranks sixth all-time with 1,562 points and fifth with 871 rebounds. He also ranks second in Toledo history with 107 blocked shots and sixth in field goal percentage (.546). He was named second team All-MAC in 1996-97 and 1997-98, and made the MAC All-Freshman team in 1994-95. He also was an outstanding student, earning third-team Academic All-America honors as a senior in 1997-98, and making the Academic All-MAC team in his junior and senior seasons.

After a stint in the NBA, Shaw began what became an 11-year international professional career in 1999 with stops in the Italian and Spanish leagues along the way.

“Having the opportunity to play professional basketball for 13 seasons was a dream come true and I am thankful that I can now use all those years of experience to be a better coach for players who hope to realize that same dream after their Vanderbilt playing days are over,” said Shaw.

Prior to his arrival in Nashville, Shaw worked at Balasa Dinverno Foltz, LLC, in Chicago, where he served as the Director of the Professional Athlete Service Team, providing business, career, and investment guidance to professional athletes. He is also a member of the National Board of Directors for the NBA Retired Players Association, which assists NBA players in their transition from playing to life after the game.

On the court, Shaw was the Director and Head Coach of the Athletes in Action Basketball Camp from 2003-2010, served as a Global All-Star Challenge Head Coach in 2012, and coached the Midwest Elite AAU team in Merrillville, Ind., in 2013 and the 180 Elite AAU team out of Chicago from 2015-16. In addition, he served as a National Basketball Developmental League Tryouts Coach and was a member of the NBA Assistant Coaches Program in 2014.

Shaw graduated with an undergraduate degree in Physical Education, from the University of Toledo, in 1997, and a Master’s degree in Biblical Studies from the Moody Graduate School in Chicago, Ill., in 2011. He also graduated from the Northwestern University School of Continuing and Professional Education to become a Certified Financial Planner in 2012.

Shaw and his wife, Dana, have four children, Anna, Isaiah, Caleb, and Luke.





COACHES AND SUPPORT STAFF

Artie Culver, Director of Recruiting and Player Personnel, 2nd Season, Rice ('03)



THE CULVER FILE

High School

Longview (Texas)

College

Rice (2003-06)

Education

B.A., Mathematics, 2006

M.A., Mathematics, 2008

Playing Experience

2003-06 - Rice

Coaching Experience

2017-present - Vanderbilt Director of Recruiting and Player Personnel

2016-17 - Covenant College Head Coach

2014-16 - Wheaton College Assistant Coach

2013-14 - Texas A&M Corpus Christi - Video Coordinator

2012-13 - Kinkaid High School Assistant Coach

2011-12 - Rosehill Christian Head Coach

Hometown

Houston, Texas

Family

Wife, Julia, sons Teddy and Aaron, daughter Annie

Artie Culver is in his second season as the Director of Recruiting and Player Personnel for Commodore Basketball. Culver comes to Vanderbilt after spending the 2016-17 season as the head coach of Covenant College, a Division III program in Lookout Mountain, Tenn.

"I have known Arte for many years and have always been impressed with his professionalism and passion for helping young men," said Drew. "Being a former head coach, he understands the vital importance of every aspect of a college basketball program. We look forward to him being a Commodore."

Culver led the Scots to their second consecutive winning season in 2016-17 and the most by a first-year head coach at Covenant with a 14-12 overall mark, which included a win over then number-15 ranked Emory. Culver coached one All-USA South player (Patjo Twagirayezu) and a three-time USA South Rookie of the Week winner (Caleb Haynes) in 2016-17, and his team was also awarded the USA South Team Sportsmanship Award, the second straight year Covenant earned the honor in men's basketball.

"I am honored and blessed to join Coach Drew and the basketball staff at Vanderbilt," said Culver. "The opportunity to work with a great staff at an institution that competes at the highest level academically and on the basketball floor is one I don't take for granted. I've worked in a variety of roles on different college basketball staffs, and I am confident that I'll be able to use my experiences to help Vanderbilt Basketball continue to grow. Vanderbilt Basketball has a rich tradition, and I look forward to being part of it for years to come."

Culver came to Covenant after spending two seasons as an assistant coach at Wheaton (Ill.) College under head coach Mike Schauer. At Wheaton, Culver assisted in all areas of the program and served as the recruiting coordinator. Prior to Wheaton, Culver spent one year as the scholastic coordinator and video coordinator at NCAA Division I member Texas A&M-Corpus Christi. In his duties at Texas A&M-Corpus Christi, Culver oversaw all academic aspects of the men's basketball program and coordinated video scouting.

Prior to his tenure at Texas A&M-Corpus Christi, Culver served one year as an assistant basketball coach and math teacher at The Kinkaid School in Houston, Texas. Culver also served one year as the head varsity basketball coach at Rosehill Christian School in Tomball, Texas, while teaching algebra and geometry classes.

Culver is a 2006 graduate of Rice University, earning a degree in Mathematics. A walk-on with the Owls, Culver was a three-year letterwinner for the Rice men's basketball team and was a member of a class that set the program record for most victories during a four-year period with 73. During his playing career, Rice made two National Invitation Tournament (NIT) appearances. Additionally, Culver was a four-time scholar athlete at Rice and a two-time Arthur Ashe Scholar during his career. He earned a Master of Arts in Teaching degree in Mathematics from Rice in 2008, while serving as a graduate assistant and video coordinator for the Owls basketball program.

Culver and his wife, Julia, have three children: Teddy, Aaron and Annie.



COACHES AND SUPPORT STAFF

Luke Simons, Director of Scouting, 3rd Season, Purdue ('10)



THE SIMONS FILE

High School

Shelbyville (Ind.)

College

Purdue (2001-06)

Hometown

Shelbyville, Ind.

Luke Simons joined the Commodores in April of 2016 as the Director of Scouting after spending one season with Bryce Drew at Valparaiso as the Director of Operations, where he helped the Crusaders to a single-season win record, a Horizon League championship, and a postseason NIT finals appearance.

“Luke has a very good background in scouting from his previous positions,” said Drew. “He is extremely organized and efficient while handling big workloads.”

Before beginning his tenure with Drew in 2015 at Valparaiso, Simons spent nearly a decade working with Athletes in Action as an international team director and coach, as well as a regional coordinator. In his time with AIA, Simons helped assemble and direct multiple international competitive tours throughout Europe and Asia. He also created Captains Camp, an AIA leadership initiative to serve influencers in basketball.

Outside of AIA, Simons served as director of operations for the USA team at the last three World University Games and helped found the International Basketball Coaches Experience, held annually at the NCAA Final Four. He also brings a good deal of coaching experience with him, having worked as an assistant coach and director of player development for the Mongolian national team – which he helped lead to the final round of 2015 Asian Games – since 2012. Simons also previously spent one season as interim head coach at Black Hawk College and five years as an assistant coach at West Lafayette H.S.

Matt Olinger, Director of Basketball Operations, 3rd Season, Liberty ('07)



THE OLINGER FILE

High School

Bethesda Christian School (Ind.)

College

Liberty (2003-07)

Hometown

Brownsville, Ind.

Matt Olinger enters his third season as the Director of Basketball Operations at Vanderbilt. Olinger brings just over a decade of experience in various capacities that include assistant coach, director of basketball operations, video coordinator and graduate assistant. “Coach Olinger brings a lot of experience and unique abilities to our staff,” said Drew. “His skills in coaching, administration and technology will be used on a daily basis.”

Olinger’s responsibilities include Vanderbilt’s non-conference scheduling, team travel, compliance, maintaining brand and identity through social media, graphic design and other various digital projects, as well as the liaison with Nike Basketball. Olinger was also instrumental in hosting the program’s first ever ProDay in October of 2018 which saw 29 NBA Teams represented and over 50 NBA Scouts.

Olinger began his coaching career in 2008 at Liberty University as the director of basketball operations under then head coach Ritchie McKay. During the 2008-09 season, the Flames garnered their first 20-win season since 1991 and also their first postseason appearance since the 2004 NCAA Tournament in the College Insider Tournament. Olinger served as an interim assistant coach during the spring of 2008 and the spring and summer of 2009 and in the fall of 2011, Olinger was promoted to assistant coach helping leading the Flames to a Big South Tournament Championship and NCAA Tournament Appearance in 2013. Olinger transitioned to assistant to the head coach in 2016 under Ritchie McKay, who returned for his second stint as head coach for the Flames in 2016.

During his time with Liberty, Olinger helped recruit and develop current the 2009 Big South Freshman of the year and NBA guard Seth Curry, 2011 Big South Player of the Year Jesse Sanders, 2013 Big South Tournament MVP Davon Marshall, and 12 other first or second team all-conference players. Off the court, Olinger was instrumental in the renovation of the Vines Center from 2013-2015, which included construction and design of a state of the art teams practice facility which featured 1.5 practice courts for both men’s and women’s basketball, as well as a brand new locker room, weight room, and training room, which was completed in 2015.

Olinger is 2006 graduate of Liberty with a degree in Sport Management, spending four years with the Men’s Basketball program highlighted by a 2004 NCAA Tournament Appearance. He earned a Master of Arts in Business Management and Leadership in 2011.

Olinger and his wife, Kathryn, have two sons, Preston and Beckett.



COACHES AND SUPPORT STAFF

Jeremy Anderson, Strength and Conditioning, 3rd Season, Liberty ('11)



THE ANDERSON FILE

High School

Warren Central (Kentucky)

College

Liberty (2008-2011)

Virginia (2011-2013)

Hometown

Bowling Green, Ky.

Jeremy Anderson joined the Vanderbilt men's basketball staff as the team's strength and conditioning coach in June of 2016 after spending the previous two seasons as the men's basketball strength and conditioning coach at the University of New Mexico.

"Jeremy comes highly recommended and will be a great asset to our program," said Vanderbilt head coach Bryce Drew. "He is extremely knowledgeable and has a passion to get players better."

While with the Lobos, Anderson helped mentor two New Mexico players, Elijah Brown and Tim Williams, to all Mountain West Honors in 2015-16, and in his first season with the program in 2014-15, he helped the Lobos post one of their best defensive scoring seasons in three decades by holding opponents to just 60.2 points per game. It was the second lowest points allowed average since the 1983-84 season with the 2011-12 Lobos holding opponents to 59.3 points per game.

"I am excited and blessed to join Coach Drew and the Men's Basketball program, and to be a part of such a high caliber staff," said Anderson. "Vanderbilt University is an extremely special place, with outstanding academics and rich basketball tradition in a great city. I am eager to utilize my experience to better prepare our basketball student-athletes for their experiences in the Southeastern Conference and beyond."

Prior to his stint at New Mexico, he spent three seasons at the University of Virginia assisting with the men's and women's basketball programs. He joined the Cavaliers for the 2011-12 season as a graduate assistant before being promoted to assistant strength and conditioning coach. He moved to Charlottesville after a three-month stint as a strength and conditioning intern at his alma mater, Liberty University.

Anderson played guard for the Liberty Flames from 2007 to 2011. Team captain his last two seasons at Liberty, he graduated summa cum laude with a 4.0 cumulative grade point average. He was also a member of the 2007-08 Big South Conference All-Freshmen Team.

A native of Bowling Green, Kentucky, Anderson earned his Bachelor of Science in Kinesiology and Exercise Science from Liberty University in 2011. He graduated from Virginia with a Master's degree in Kinesiology and Exercise Physiology in 2013.

Brock Williams, Asst. Vice Chancellor, 13th Season, North Carolina ('79)



A 35-year veteran at Vanderbilt University, the Assistant Vice Chancellor for men's basketball is in his 13th year as Director of Sport Operations for men's basketball. Williams' sports duties include day-to-day operations, budget control, department staffing and alumni relations.

Previously, Williams worked many years as Associate Dean of Residential and Judicial Affairs at Vanderbilt.

A 1979 graduate of North Carolina, Williams earned his master's degree from Vanderbilt in 1984. Williams and his wife Andrea, have three children: Corbin, Carolina Grace and Christian.



SUPPORT STAFF

Max-Maurice Martin, Academic Counselor, 16th Season, S.C. State ('91)



Max-Maurice Martin is in his third season with Vanderbilt basketball and his 16th overall with the Commodores. Martin has worked with women's track and field, women's cross country, men's cross country, football, and lacrosse during his tenure at Vanderbilt.

Martin received his bachelor of science in criminal justice in 1991 from South Carolina State University and a master's degree in criminal justice from Tennessee State in 1997.

Prior to his arrival at Vanderbilt, Martin served as a crisis counselor for The OASIS Center in Nashville for five years.

Originally from Charleston, South Carolina, Martin resides in Nashville with his wife Kimberly and son, Mason.

Brandon Wells, Athletic Trainer, 1st Season, Wisconsin-Stevens Point ('07)



Brandon Wells joined the Vanderbilt athletic training staff in 2018 and will serve as the head athletic trainer for men's basketball after spending two years with Utah State men's basketball.

Before his time at Utah State, he served as the athletic trainer for men's basketball at Wisconsin-Milwaukee. Prior to his time with the Panthers, Wells worked for three years with the football and men's basketball teams at Augustana College in South Dakota.

Wells was a graduate assistant at Minnesota State-Mankato from 2007-09, earning a master's degree in exercise physiology, and earned an undergraduate degree in athletic training from Wisconsin-Stevens Point in 2007.

Wells and his wife, Shila, have three children - Zaiden, Shealynn and Braylee.

Debbie Green, Administrative Assistant, 22nd Season



Debbie Green, a 22-year veteran of the Vanderbilt athletic department, serves as the program's administrative assistant.

Green is in her seventh season as administrative assistant after working as the assistant director of ticketing in the Commodore Ticket Office for 15 years.

A native of Franklin, Tenn., Green is in charge of the day-to-day duties of the basketball office.

Debbie and her husband Houston are the proud parents of Angie Beasley and Tiffany Fisher, and grandparents of Maggie Beasley, Maddox Fisher, and Brady Fisher.



UNIVERSITY ADMINISTRATION

Nicholas S. Zeppos, Chancellor



Vanderbilt Chancellor Nicholas S. Zeppos is a proud supporter of the Commodores and is deeply committed to the continued success of Vanderbilt University student athletes and its athletic program.

Zeppos has taken a keen interest in athletics at Vanderbilt throughout his tenure at the university, which spans more than three decades. "I don't call the plays or throw the passes," Zeppos said. "I'm here simply trying to do whatever I can to support all of the talented people who do these things."

In the spring of 2016, Zeppos displayed that support yet again during the hiring of two of the nation's most dynamic and sought after basketball coaches, Bryce Drew and Stephanie White, to lead the Commodores' men's and women's respective basketball programs.

Prior to that, he worked hand-in-hand with Vice Chancellor for University Affairs and Athletics Director David Williams II to lure Derek Mason away from Stanford University to lead the Vanderbilt football program. That effort is yielding big dividends on West End, as Mason enters his fourth straight season seeking even more victories.

Zeppos also helped lead an athletics capital improvement plan that has surpassed \$60 million, orchestrating efforts to improve the student experience for athletes and assist with recruiting.

Zeppos previously served as president of the Southeastern Conference from 2014-2015, where he led the establishment of the SEC Academic Conference and played a key role in the extensive SEC commissioner search, which

resulted in the appointment of Greg Sankey as league commissioner.

He continues to be an important voice within the SEC where his legal expertise and commitment to fairness, student-athlete welfare, and diversity have been on display for more than a decade.

Zeppos was named Vanderbilt University's eighth chancellor on March 1, 2008. A distinguished legal scholar, teacher and executive, he served from 2002 to 2008 as Vanderbilt's chief academic officer, overseeing the university's undergraduate, graduate and professional education programs as well as research efforts in liberal arts and sciences, engineering, music, education, business, law and divinity. As provost and vice chancellor, he chaired

Vanderbilt's budgeting and capital planning council and led all fundraising and alumni relations efforts across the institution, in addition to overseeing the dean of students and dean of admissions.

Zeppos has led a number of important initiatives at Vanderbilt, including the planning processes for The Martha Rivers Ingram Commons, a landmark transformation of the first-year experience; Warren and Moore colleges for upperclassmen; and E. Bronson Ingram College, the next phase of the university's unique living-learning residential college system.

In early 2016, Zeppos was honored by Insight Into Diversity magazine for his commitment to diversity and inclusion with its national Giving Back award.

In a bold move to strengthen Vanderbilt's commitment to admitting undergraduates on the basis of accomplishment and achievement, rather than their ability to pay, Zeppos created an expanded financial aid program in 2009. By replacing undergraduate need-based loans with grant and scholarship assistance, this transformative initiative allowed Vanderbilt to open its

doors to highly talented and qualified students of all economic, cultural and geographical backgrounds. The expanded aid program is a top university priority and is funded by a combination of strategic budget allocations and gifts from thousands of generous donors to Opportunity Vanderbilt, a campaign to increase undergraduate scholarship endowment.

Zeppos joined the Vanderbilt community in 1987 as an assistant professor in the Law School, where he has been recognized with five teaching awards.

He subsequently served as an associate dean, then as associate provost before being named provost and vice chancellor for academic affairs in 2002. He served as interim chancellor of the university from August 1, 2007, until March 1, 2008, when he was appointed chancellor.

The Chancellor is a member of the Knight Commission on Intercollegiate Athletics and serves on a number of institutions' Board of Directors: Association of American Universities, Foundation for Educational Exchange Between Canada and the United States of America (Fulbright Canada), Mary Parrish Center, Conexión Américas, and Vanderbilt University Medical Center. He also recently served as president of the Southeastern Conference and co-chair of the United States Senate-appointed Task Force on Government Regulation of Higher Education.


He is married to Lydia A. Howarth, an accomplished editor. They have two sons, Benjamin and Nicholas.





UNIVERSITY ADMINISTRATION

David Williams II, Director of Athletics



Vanderbilt Director of Athletics David Williams II ranks among the university's most prominent leaders.

Aside from his role in McGugin Center, Williams is Vice-Chancellor for University Affairs and Athletics as well as a tenured professor at the University's nationally ranked law school. He continues to teach at the Law School where he conducts courses on Taxation and Education as well as Sports Law. He is also an active participant in the SEC and NCAA in matters of negotiations, reforms, enforcements and planning. Williams is a frequent speaker on collegiate athletics, including recent appearances at Harvard and Pennsylvania law schools and as keynote speaker at the Black Male Student Athlete Summit.

Since adding athletics to his multiple titles and responsibilities in 2002, Vanderbilt has seen its athletic department and individual programs recognized as being among the nation's most innovative and successful. Once again, the 2017-18 academic year marked another remarkable campaign under Williams' leadership.

Seven Vanderbilt teams reached NCAA postseason competition, including an NCAA Championship by the Commodores' bowling team, the fourth national title in Vanderbilt athletics history. Vanderbilt women's tennis, winners of the 2015 NCAA Championship, also took home the SEC regular season and tournament championships for the second straight season and finished the year as NCAA runner-up. Vanderbilt baseball reached the NCAA tournament for the 13th straight season – the longest active streak in the SEC – and reached an NCAA Super Regional for the seventh time in nine years. The Commodore soccer, men's golf and women's golf teams also advanced to NCAA post-season play. Vanderbilt women's tennis coach Geoff Macdonald earned SEC Coach of the Year honors for the fifth time in his career, while Commodores' men's golf senior Theo Humphrey was named SEC Player of the Year.

In the most recent Academic Progress Rate scores released by the NCAA, 11 Vanderbilt teams received perfect 1000 APR scores: baseball, men's basketball, men's golf, men's tennis, women's basketball, women's cross country, bowling, women's golf, lacrosse, soccer and women's track & field. Moreover, seven Commodore squads earned the prestigious Public Recognition Award, which honors programs ranking in the top 10 percent nationally in multiyear APR scores in each sport.

In 2016, Williams again demonstrated his hiring prowess. Williams orchestrated two successful searches resulting in the hiring of two of the nation's top basketball coaches, Bryce Drew and Stephanie White, to led the respective Vanderbilt men's and women's programs.

Drew and White join a growing list of highly regarded head coaches hired by Williams, including head football coach Derek Mason in 2013. The next year, Williams attracted Darren Ambrose from the University of Pennsylvania to direct the women's soccer program. In 2012, Williams directed the search for men's golf coach Scott Limbaugh, who has since led the team in three straight NCAA Final Eight appearances and just earned men's golf National Coach of the Year recognition. In addition, Williams has hired Greg Allen (women's golf coach), Ian Duvenhage (men's tennis coach) and Steven Keith (cross country/track coach), all who have taken their teams to NCAA postseason. Allen and Keith also have guided their teams to SEC team titles. Williams has also retained top coaches and staffs by orchestrating extensions for Mason, baseball coach Tim Corbin, women's tennis coach Geoff MacDonald and women's bowling coach John Williamson. Williams has addressed numerous facility upgrades, including a state-of-the-art training center which opened February 2016 in McGugin Center. The new training center provides

top-notch medical care for Vanderbilt student-athletes. Crews recently finished replacing the football practice field, on the John Rich Practice Facility, with highly sought after Shaw Sports synthetic turf. Ground was broken immediately after this past baseball season for a new expansion of our wonderful baseball complex, Hawkins Field. Other improvements in recent years include refurbishing of Vanderbilt Stadium and its football locker rooms, an addition of new tennis courts and amenities at Brownlee O. Currey Tennis Center, renovations in Memorial Gym and McGugin Center, a new multipurpose facility for athletic and general university use, a new four-lane bowling center and a clubhouse with hitting bays for our men's and women's golf programs.

An initiative to allow more overseas travel and study abroad for Vanderbilt student-athletes also has become reality during Williams' tenure. In 2013, 15 athletes ventured to Tanzania during the summer for a service trip to bring shoes to underprivileged communities in Africa in conjunction with Soles4Souls. The partnership continued in 2014 with another community service effort to Costa Rica. In 2015, Williams led the summer service trip to Cuba, and this past summer a group of Commodores ventured to Jamaica on a service trip in partnership with Soles4Souls.

More students within Vanderbilt's athletic community were able to study abroad, including current football players Josh Smith, LaDarius Wiley, Jared Southers, Andre Mintze and Jaire George. In 2016, the Athletic Department began a newly created Internship Program for student-athletes matching them with employers who provide real life training for life after college. The program continued in 2017 and has received rave reviews from the student athletes, the employers, the NCAA as well as other colleges and universities.

In association with Vanderbilt Athletics, Williams has served as a member of the SEC team that negotiated past ESPN and CBS television partner contracts. Williams also served as Chair of the NCAA Infraction Appeals Committee and was a member of the NCAA Enforcement Working Group.

Williams came to Vanderbilt in 2000 to serve as Vice Chancellor, General Counsel and University Secretary, after a 14-year tenure at The Ohio State University, where he served in numerous administrative roles including Vice Provost for Minority Affairs, Vice President of Student and Urban/Community Affairs and Professor of Law.

A native of Detroit, Williams received a Bachelor of Science in Social Sciences and Master of Arts in Education from Northern Michigan University, where he was a member of the university track team and has been selected as a distinguished alumni. He also earned a Master of Business Administration (MBA) and a Doctor of Jurisprudence (JD) from the University of Detroit, where

Williams presently serves on the University's Board of Trust. Williams also earned an LL.M., in Taxation from New York University. Before entering law school, Williams spent 10 years as a teacher and coach in the Detroit public school system.

Williams has taught at the law schools of the University of Detroit, Capital University, Ohio State and Vanderbilt. He also twice directed The Ohio State University's Law program in Oxford, England. Williams was elected outstanding law professor at both the University of Detroit and at The Ohio State University.

Williams is active in the greater Nashville area community, serving as a board member with several organizations. He serves on the boards of the Middle Tennessee Community Foundation, the Nashville Sports Council, the Tennessee Sports Hall of Fame and the Nashville Public Education Foundation. Williams served two terms on former Nashville Mayor Karl Dean's Procurement Standards Board and two terms as a Nashville branch member on the Atlanta Federal Reserve Board. He also served as chair of the Nashville United Way Board and treasurer and board member for the Nashville Symphony. In December 2017, Williams was selected by the Tennessee Tribune as Tennessean of the Year.

Williams and his wife, Gail met in law school and have four children: Erika, a grade school teacher in Detroit and graduate of Eastern Michigan; David III, a high school counselor in Detroit, two-time graduate of Bowling Green (Ohio) State and doctorate recipient from Michigan State; Samantha (Sam), a graduate of Brown University and Vanderbilt Law School who has practiced corporate law in Houston; and Nicholas (Nick), a graduate of and former student-athlete at High Point (N.C.) University who recently earned his master's degree from Vanderbilt's Peabody College of Education. Sam and Nick both attended high school in Nashville where Sam was an All-State swimmer at Harpeth Hall and Nick was an All-State athlete in soccer and track and a four-year basketball member at the University School of Nashville.

Gail is a graduate of the University of Michigan and the University of Detroit Law School. She serves as Associate Director of Community Relations for Vanderbilt and is past president and former board member of the University School of Nashville Board of Trustees. In addition, she is Board Chair of the Metro Transit Authority. Gail also serves on the boards of many non-profit organizations including the Frist Center, the Women's Fund Advisory Board, the Tennessee Performance Arts Center and the Baptist Healing Trust. She was also recently re-elected President of the Nashville Chapter of The Links, Inc.



DEPARTED PLAYERS

Sophomore Djery Baptiste

Baptiste's Overall Statistics

Year	GP	GS	Min	Avg	FG	FGA	Pct	3FG	3FGA	Pct	FT	FTA	Pct	Off	Def	Tot	Avg	PF	FO	Ast	TO	Blk	Stl	Pts	Avg
2016-17	35	1	275	7.9	25	48	.521	0	0	.000	13	20	.650	25	40	65	1.9	59	0	1	24	14	4	63	1.8
2017-18	29	10	442	15.2	30	66	.455	0	0	.000	30	41	.732	34	69	103	3.6	74	4	5	24	26	7	90	3.1
TOTAL	64	11	717	11.2	55	114	.482	0	0	.000	43	61	.705	59	109	168	2.6	133	4	6	48	40	11	153	2.4

Baptiste's SEC Statistics at Vanderbilt

Year	GP	GS	Min	Avg	FG	FGA	Pct	3FG	3FGA	Pct	FT	FTA	Pct	Off	Def	Tot	Avg	PF	FO	Ast	TO	Blk	Stl	Pts	Avg
2016-17	18	0	118	6.6	9	16	.563	0	0	.000	5	8	.625	11	18	29	1.6	28	0	0	9	5	2	23	1.3
2017-18	16	5	216	13.5	10	26	.385	0	0	.000	13	18	.722	13	34	47	2.9	39	2	2	10	15	4	33	2.1
TOTAL	34	5	334	9.8	19	42	.452	0	0	.000	18	26	.692	24	52	76	2.2	67	2	2	19	20	6	56	1.6

Senior Matthew Fisher-Davis

Fisher-Davis' Overall Statistics at Vanderbilt

Year	GP	GS	Min	Avg	FG	FGA	Pct	3FG	3FGA	Pct	FT	FTA	Pct	Off	Def	Tot	Avg	PF	FO	Ast	TO	Blk	Stl	Pts	Avg
2014-15	34	11	777	22.9	80	228	.351	71	177	.401	15	21	.714	16	63	79	2.3	55	0	46	31	16	13	246	7.2
2015-16	32	28	877	27.4	102	236	.432	79	177	.446	27	36	.750	12	103	115	3.6	50	1	36	27	9	15	310	9.7
2016-17	34	22	947	27.9	145	359	.404	84	226	.372	98	121	.810	11	98	109	3.2	70	3	35	52	8	21	472	13.9
2017-18	17	10	443	26.1	61	162	.377	35	105	.333	34	39	.872	18	63	81	4.8	40	0	21	19	9	19	191	11.2
TOTAL	117	71	3044	26.0	388	985	.394	269	685	.393	174	217	.802	57	327	384	3.3	215	4	138	129	42	68	1219	10.4

Fisher-Davis' SEC Statistics at Vanderbilt

Year	GP	GS	Min	Avg	FG	FGA	Pct	3FG	3FGA	Pct	FT	FTA	Pct	Off	Def	Tot	Avg	PF	FO	Ast	TO	Blk	Stl	Pts	Avg
2014-15	18	7	429	23.8	45	127	.354	39	97	.402	7	11	.636	9	36	45	2.5	27	0	26	17	7	7	136	7.6
2015-16	17	14	491	28.9	57	130	.438	44	101	.436	18	24	.750	5	48	53	3.1	26	1	21	15	4	7	176	10.4
2016-17	17	9	454	26.7	67	174	.385	38	113	.336	45	60	.750	4	52	56	3.3	40	2	16	25	3	9	217	12.8
2017-18	6	3	134	22.3	20	49	.408	10	26	.385	9	9	1.000	8	13	21	3.5	9	0	4	4	5	2	59	9.8

Senior Riley LaChance

LaChance's Overall Statistics at Vanderbilt

Year	GP	GS	Min	Avg	FG	FGA	Pct	3FG	3FGA	Pct	FT	FTA	Pct	Off	Def	Tot	Avg	PF	FO	Ast	TO	Blk	Stl	Pts	Avg
2014-15	35	35	1166	33.3	147	337	.436	66	173	.382	69	79	.873	10	100	110	3.1	46	0	102	47	1	25	429	12.3
2015-16	33	19	820	24.8	80	226	.354	43	119	.361	26	34	.765	11	69	80	2.4	61	1	81	44	1	20	229	6.9
2016-17	35	35	1090	31.1	115	247	.466	70	144	.486	68	78	.872	7	109	116	3.3	73	2	137	67	1	21	368	10.5
2017-18	32	31	1015	31.7	156	341	.457	81	194	.418	57	73	.781	12	90	102	3.2	64	2	103	40	0	15	450	14.1
TOTAL	135	120	4091	30.3	498	1151	.433	260	630	.413	220	264	.833	40	368	408	3.0	244	5	423	198	3	81	1476	10.9

LaChance's SEC Statistics at Vanderbilt

Year	GP	GS	Min	Avg	FG	FGA	Pct	3FG	3FGA	Pct	FT	FTA	Pct	Off	Def	Tot	Avg	PF	FO	Ast	TO	Blk	Stl	Pts	Avg
2014-15	18	18	622	34.6	73	177	.412	35	91	.385	38	45	.844	6	56	62	3.4	27	0	54	29	0	10	219	12.2
2015-16	18	7	417	23.2	35	115	.304	22	64	.344	16	23	.696	6	40	46	2.6	31	1	36	27	0	13	108	6.0
2016-17	18	18	572	31.8	63	140	.450	35	79	.443	40	47	.851	2	60	62	3.4	35	2	69	37	0	10	201	11.2
2017-18	18	18	587	32.6	93	206	.451	48	121	.397	35	49	.714	6	53	59	3.3	43	1	66	30	0	10	269	14.9
TOTAL	72	61	2198	30.5	264	638	.414	140	355	.394	129	164	.787	20	209	229	3.2	136	4	225	123	0	43	797	11.1

Sophomore Payton Willis

Willis' Overall Statistics at Vanderbilt

Year	GP	GS	Min	Avg	FG	FGA	Pct	3FG	3FGA	Pct	FT	FTA	Pct	Off	Def	Tot	Avg	PF	FO	Ast	TO	Blk	Stl	Pts	Avg
2016-17	35	12	614	17.5	62	142	.437	25	80	.313	32	51	.627	12	51	63	1.8	35	0	65	56	6	16	181	5.2
2017-18	31	4	573	18.5	48	138	.348	38	109	.349	23	35	.657	11	48	59	1.9	41	0	43	29	3	14	157	5.1
TOTAL	66	16	1187	18.0	110	280	.393	63	189	.333	55	86	.640	23	99	122	1.8	76	0	108	85	9	30	338	5.1

Willis' SEC Statistics at Vanderbilt

Year	GP	GS	Min	Avg	FG	FGA	Pct	3FG	3FGA	Pct	FT	FTA	Pct	Off	Def	Tot	Avg	PF	FO	Ast	TO	Blk	Stl	Pts	Avg
2016-17	18	5	279	15.5	27	69	.391	12	40	.300	10	19	.526	1	23	24	1.3	20	0	26	25	3	10	76	4.2
2017-18	18	4	391	21.7	34	101	.337	26	79	.329	11	16	.688	7	36	43	2.4	26	0	30	17	1	10	105	5.8
TOTAL	36	9	670	18.6	61	170	.359	38	119	.319	21	35	.600	8	59	67	1.9	46	0	56	42	4	20	181	5.0



DEPARTED PLAYERS/2017-18 STATS

Senior Jeff Roberson

Roberson's Overall Statistics at Vanderbilt

Year	GP	GS	Min	Avg	FG	FGA	Pct	3FG	3FGA	Pct	FT	FTA	Pct	Off	Def	Tot	Avg	PF	FO	Ast	TO	Blk	Stl	Pts	Avg
2014-15	33	24	637	19.3	50	103	.485	15	33	.455	40	64	.625	32	70	102	3.1	86	2	37	48	10	13	155	4.7
2015-16	32	25	858	26.8	91	186	.489	30	69	.435	85	102	.833	58	121	179	5.6	101	5	38	34	6	15	297	9.3
2016-17	35	35	1108	31.7	122	293	.416	39	115	.339	96	121	.793	70	176	246	7.0	91	1	61	64	14	29	379	10.8
2017-18	32	31	1102	34.4	164	343	.478	62	153	.405	152	178	.854	61	167	228	7.1	91	1	49	49	10	28	542	16.9
TOTAL	132	115	3705	28.1	427	925	.462	146	370	.395	373	465	.802	221	534	755	5.7	369	9	185	195	40	85	1373	10.4

Roberson's SEC Statistics at Vanderbilt

Year	GP	GS	Min	Avg	FG	FGA	Pct	3FG	3FGA	Pct	FT	FTA	Pct	Off	Def	Tot	Avg	PF	FO	Ast	TO	Blk	Stl	Pts	Avg
2014-15	16	11	313	19.6	22	49	.449	7	13	.538	24	40	.600	18	29	47	2.9	43	1	20	23	3	6	75	4.7
2015-16	18	17	524	29.1	60	114	.526	21	43	.488	57	65	.877	33	69	102	5.7	61	4	29	17	2	7	198	11.0
2016-17	18	18	570	31.7	64	144	.444	18	52	.346	55	67	.821	36	86	122	6.8	49	0	28	32	6	19	201	11.2
2017-18	18	18	646	35.9	105	216	.486	37	96	.385	86	108	.796	30	91	121	6.7	52	0	34	28	5	15	333	18.5
TOTAL	70	64	2053	29.3	251	523	.480	83	204	.407	222	280	.793	117	275	392	5.6	205	5	111	100	16	47	807	11.5

Overall Record: 12-20; SEC: 6-12; Home: 11-7; Away: 1-10; Neutral: 0-3

Overall Statistics

No. Player	GP	GS	Min	Avg	TOTAL					3-PTS					REBOUNDS										
					FG	FGA	Pct	3FG	3FGA	Pct	FT	FTA	Pct	Off	Def	Tot	Avg	PF	FO	A	TO	Blk	Stl	Pts	Avg
11 ROBERSON, Jeff	32	31	1102	34.4	164	343	.478	62	153	.405	152	178	.854	61	167	228	7.1	91	1	49	49	10	28	542	16.9
13 LACHANCE, Riley	32	31	1015	31.7	156	341	.457	81	194	.418	57	73	.781	12	90	102	3.2	64	2	103	40	0	15	450	14.1
05 FISHER-DAVIS, M.	17	10	443	26.1	61	162	.377	35	105	.333	34	39	.872	18	63	81	4.8	40	0	21	19	9	19	191	11.2
00 LEE, Saben	32	29	857	26.8	115	249	.462	23	75	.307	85	117	.726	22	73	95	3.0	78	2	99	71	5	39	338	10.6
02 TOYE, Joe	32	9	602	18.8	68	170	.400	20	76	.263	27	44	.614	17	48	65	2.0	66	3	26	42	9	9	183	5.7
01 WILLIS, Payton	31	4	573	18.5	48	138	.348	38	109	.349	23	35	.657	11	48	59	1.9	41	0	43	29	3	14	157	5.1
10 EVANS, Maxwell	29	15	378	13.0	34	95	.358	18	54	.333	28	33	.848	15	41	56	1.9	33	0	14	25	0	9	114	3.9
15 BROWN, Clewon	32	4	543	17.0	51	112	.455	11	46	.239	12	26	.462	42	56	98	3.1	67	3	7	27	43	9	125	3.9
12 BAPTISTE, Djery	29	10	442	15.2	30	66	.455	0	0	.000	30	41	.732	34	69	103	3.6	74	4	5	24	26	7	90	3.1
50 OBINNA, Ejike	25	14	235	9.4	26	44	.591	0	1	.000	15	31	.484	12	41	53	2.1	50	2	1	13	2	1	67	2.7
03 AUSTIN, JR., Larry	23	3	254	11.0	22	53	.415	1	4	.250	13	23	.565	10	23	33	1.4	27	0	24	15	1	4	58	2.5
14 RICE, Isaiah	2	0	6	3.0	0	2	.000	0	2	.000	1	2	.500	0	0	0	0.0	1	0	0	2	0	0	1	0.5
TM TEAM.....														58	44	102	3.2	2			23			0	
Total.....	32				775	1775	.437	289	819	.353	477	642	.743	312	763	1075	33.6	634	17	392	379	108	154	2316	72.4
Opponents.....	32				841	1806	.466	210	562	.374	476	660	.721	293	774	1067	33.3	572	-	393	316	133	155	2368	74.0

SEC Record: 6-12; Home: 5-4; Away: 1-8

SEC Statistics

No. Player	GP	GS	Min	Avg	TOTAL					3-PTS					REBOUNDS										
					FG	FGA	Pct	3FG	3FGA	Pct	FT	FTA	Pct	Off	Def	Tot	Avg	PF	FO	A	TO	Blk	Stl	Pts	Avg
11 ROBERSON, Jeff	18	18	646	35.9	105	216	.486	37	96	.385	86	108	.796	30	91	121	6.7	52	0	34	28	5	15	333	18.5
13 LACHANCE, Riley	18	18	587	32.6	93	206	.451	48	121	.397	35	49	.714	6	53	59	3.3	43	1	66	30	0	10	269	14.9
00 LEE, Saben	18	18	520	28.9	75	148	.507	18	46	.391	42	56	.750	11	47	58	3.2	53	2	49	43	1	22	210	11.7
05 FISHER-DAVIS, M.	6	3	134	22.3	20	49	.408	10	26	.385	9	9	1.000	8	13	21	3.5	9	0	4	4	5	2	59	9.8
02 TOYE, Joe	18	1	327	18.2	39	87	.448	13	38	.342	14	21	.667	8	26	34	1.9	46	2	12	17	1	4	105	5.8
01 WILLIS, Payton	18	4	391	21.7	34	101	.337	26	79	.329	11	16	.688	7	36	43	2.4	26	0	30	17	1	10	105	5.8
10 EVANS, Maxwell	17	12	257	15.1	18	52	.346	12	32	.375	26	30	.867	13	28	41	2.4	24	0	7	19	0	6	74	4.4
15 BROWN, Clewon	18	3	350	19.4	28	61	.459	8	25	.320	7	15	.467	27	39	66	3.7	42	2	5	20	29	5	71	3.9
50 OBINNA, Ejike	14	8	124	8.9	18	32	.563	0	1	.000	5	13	.385	5	17	22	1.6	26	2	0	7	1	1	41	2.9
12 BAPTISTE, Djery	16	5	216	13.5	10	26	.385	0	0	.000	13	18	.722	13	34	47	2.9	39	2	2	10	15	4	33	2.1
03 AUSTIN, JR., Larry	11	0	73	6.6	7	15	.467	0	0	.000	4	4	1.000	4	7	11	1.0	7	0	8	6	1	2	18	1.6
TM TEAM.....														30	22	52	2.9	1			8			0	
Total.....	18				447	993	.450	172	464	.371	252	339	.743	162	413	575	31.9	368	11	217	209	59	81	1318	73.2
Opponents.....	18				484	986	.491	126	289	.436	299	416	.719	151	433	584	32.4	309	-	236	167	90	98	1393	77.4



2017-18 RESULTS

2017-18 Game-by-Game Results • 12-20 Overall • 11-7 Home • 1-10 Away • 0-3 Neutral

Date	Opponent	W/L	Score	Attend	VU High Scorer	VU High Rebounder
11/10/17	AUSTIN PEAY [^]	W	73-54	8609	(13)LACHANCE, Riley ROBERSON, Jeff, BROWN, Clevon	(10)ROBERSON, Jeff
11/13/17	at Belmont	L	60-69	5266	(19)LEE, Saben	(12)ROBERSON, Jeff
11/17/17	UNC ASHEVILLE [^]	W	79-76	8048	(17)ROBERSON, Jeff LACHANCE, Riley FISHER-DAVIS, M.	(12)ROBERSON, Jeff
11/19/17	USC	Lot	89-93	8284	(31)FISHER-DAVIS, M.	(11)FISHER-DAVIS, M.
11/23/17	vs Virginia+	L	42-68	1874	(11)FISHER-DAVIS, M.	(7)OBINNA, Ejike
11/24/17	vs Seton Hall+	L	59-72	3952	(20)ROBERSON, Jeff	(13)ROBERSON, Jeff
11/28/17	RADFORD	W	74-62	8027	(27)LACHANCE, Riley	(9)ROBERSON, Jeff
12/03/17	KANSAS STATE	L	79-84	8570	(22)ROBERSON, Jeff	(10)ROBERSON, Jeff
12/06/17	MIDDLE TENNESSEE	L	63-66	8739	(17)FISHER-DAVIS, M.	(7)FISHER-DAVIS, M.
12/17/17	at Arizona State	L	64-76	10797	(24)LEE, Saben	(8)FISHER-DAVIS, M.
12/20/17	HOUSTON BAPTIST	W	81-48	7909	(19)FISHER-DAVIS, M.	(10)ROBERSON, Jeff
12/22/17	ALCORN STATE	W	92-51	8125	(21)ROBERSON, Jeff	(5)OBINNA, Ejike TOYE, Joe
12/30/17	at Florida*	L	74-81	10274	(18)ROBERSON, Jeff	(7)ROBERSON, Jeff
01/02/18	ALABAMA*	W	76-75	9519	(23)LEE, Saben	(7)BAPTISTE, Djery
01/06/18	at South Carolina*	L	60-71	11391	(17)LEE, Saben	(9)ROBERSON, Jeff
01/09/18	TENNESSEE*	L	84-92	11510	(21)LEE, Saben	(4)ROBERSON, Jeff BAPTISTE, Djery FISHER-DAVIS, M.
01/13/18	KENTUCKY*	L	67-74	13389	(20)ROBERSON, Jeff	(7)ROBERSON, Jeff
01/16/18	at Mississippi State*	L	62-80	6633	(14)OBINNA, Ejike	(7)LACHANCE, Riley
01/20/18	LSU*	W	77-71	8760	(26)LACHANCE, Riley	(6)WILLIS, Payton ROBERSON, Jeff LACHANCE, Riley
01/23/18	at Tennessee*	L	62-67	14127	(25)LACHANCE, Riley	(6)ROBERSON, Jeff
01/27/18	TCU!	W	81-78	9755	(24)LACHANCE, Riley	(5)LACHANCE, Riley BROWN, Clevon
01/30/18	at Kentucky*	Lot	81-83	21143	(23)ROBERSON, Jeff	(8)ROBERSON, Jeff
02/03/18	at Auburn*	L	81-93	9121	(30)ROBERSON, Jeff	(10)ROBERSON, Jeff
02/07/18	GEORGIA*	W	81-66	8761	(19)LEE, Saben LACHANCE, Riley	(7)ROBERSON, Jeff
02/10/18	at Arkansas*	L	54-72	17083	(8)AUSTIN, JR., Larry EVANS, Maxwell LACHANCE, Riley	(9)EVANS, Maxwell
02/14/18	MISSISSIPPI STATE*	W	81-80	8592	(22)ROBERSON, Jeff	(11)ROBERSON, Jeff
02/17/18	FLORIDA*	W	71-68	10346	(26)ROBERSON, Jeff	(7)ROBERSON, Jeff
02/20/18	at LSU*	L	78-88	7517	(26)LACHANCE, Riley	(6)ROBERSON, Jeff
02/24/18	TEXAS A&M*	L	81-89	9376	(23)LACHANCE, Riley	(9)LEE, Saben ROBERSON, Jeff
02/27/18	MISSOURI*	L	66-74	8812	(19)ROBERSON, Jeff	(7)ROBERSON, Jeff
03/03/18	at Ole Miss*	W	82-69	6447	(19)ROBERSON, Jeff	(7)ROBERSON, Jeff
03/07/18	vs Georgia@	L	62-78	8190	(17)LACHANCE, Riley	(7)LEE, Saben

KEY:

[^] = NIT Season Tip Off, Nashville, Tenn.; + = NIT Season Tip Off, Brooklyn, N.Y.; ! = SEC/Big 12 Challenge; * = Conference game; @ = SEC Tournament, St. Louis, Mo.;

Attendance Summary	Games	Totals	Avg/Game
HOME	18	165131	9174
AWAY	11	119799	10891
NEUTRAL	3	5826	1942
TOTAL	32	290756	9086



2017-18 BOX SCORES



Official Basketball Box Score - Game Totals - Final Statistics
Virginia vs Vanderbilt
11/23/17 4:00 pm at Barclays Center (Brooklyn, N.Y.)



Virginia 68 • 5-0

Box score table for Virginia vs Vanderbilt. Columns include Player, FG-FGA, 3-PT, FT-FTA, Rebounds, PF, TP, A TO Blk Stl, Min. Virginia totals: 27-60, 10-21, 4-6, 7 35 42, 17 68, 21 7 8 3, 200.

FG % 1st Half: 17-32 53.1% 2nd half: 10-28 35.7% Game: 27-60 45.0% Deadball Rebounds 0
3FG % 1st Half: 7-12 58.3% 2nd half: 3-9 33.3% Game: 10-21 47.6%
FT % 1st Half: 2-3 66.7% 2nd half: 2-3 66.7% Game: 4-6 66.7%

Vanderbilt 42 • 2-3

Box score table for Vanderbilt vs Virginia. Columns include Player, FG-FGA, 3-PT, FT-FTA, Rebounds, PF, TP, A TO Blk Stl, Min. Vanderbilt totals: 12-52, 4-18, 14-19, 8 28 36, 13 42, 7 9 2 4, 200.

FG % 1st Half: 6-23 26.1% 2nd half: 6-29 20.7% Game: 12-52 23.1% Deadball Rebounds 2
3FG % 1st Half: 2-6 33.3% 2nd half: 2-12 16.7% Game: 4-18 22.2%
FT % 1st Half: 3-5 60.0% 2nd half: 11-14 78.6% Game: 14-19 73.7%

Officials: Ed Corbett, Don Dally, Nate Farrell
Technical fouls: Virginia-None, Vanderbilt-None.
Attendance: 0

Score by periods table showing 1st, 2nd, and Total scores for Virginia (43, 25, 68) and Vanderbilt (17, 25, 42).

Points in Paint table showing 1st, 2nd, and Total points in paint for Virginia (18, 10, 28) and Vanderbilt (12, 6, 18).

Last FG - VA 2nd-00:42, VU 2nd-01:08.
Largest lead - VA by 39 2nd-08:47, VU None.
VA led for 39:13, VU led for 00:00, Game was tied for 00:47.
Score tied - 0 times.
Lead changed - 0 times.



Official Basketball Box Score - Game Totals - Final Statistics
Vanderbilt vs Seton Hall
11/24/17 10:00 PM at Barclays Center - Brooklyn, N.Y.



Vanderbilt 59 • 2-4

Box score table for Vanderbilt vs Seton Hall. Columns include Player, FG-FGA, 3-PT, FT-FTA, Rebounds, PF, TP, A TO Blk Stl, Min. Vanderbilt totals: 19-56, 5-24, 16-18, 11 28 39, 24 59, 7 16 2 2, 200.

FG % 1st Half: 13-27 48.1% 2nd half: 6-29 20.7% Game: 19-56 33.9% Deadball Rebounds 1.2
3FG % 1st Half: 5-12 41.7% 2nd half: 0-12 0.0% Game: 5-24 20.8%
FT % 1st Half: 1-3 33.3% 2nd half: 15-15 100.0% Game: 16-18 88.9%

Seton Hall 72 • 5-1

Box score table for Seton Hall vs Vanderbilt. Columns include Player, FG-FGA, 3-PT, FT-FTA, Rebounds, PF, TP, A TO Blk Stl, Min. Seton Hall totals: 27-58, 4-18, 14-24, 8 25 33, 16 72, 10 9 5 4, 200.

FG % 1st Half: 13-28 46.4% 2nd half: 14-30 46.7% Game: 27-58 46.6% Deadball Rebounds 3.2
3FG % 1st Half: 1-9 11.1% 2nd half: 3-9 33.3% Game: 4-18 22.2%
FT % 1st Half: 4-6 66.7% 2nd half: 10-18 55.6% Game: 14-24 58.3%

Officials: Don Dally, Earl Walton, Nate Farrell
Technical fouls: Vanderbilt-None, Seton Hall-None.
Attendance: 3952
2017 NIT Season Tip-Off - Third-Place Game

Score by periods table showing 1st, 2nd, and Total scores for Vanderbilt (32, 27, 59) and Seton Hall (31, 41, 72).

Points in Paint table showing 1st, 2nd, and Total points in paint for Vanderbilt (26, 6, 32) and Seton Hall (36, 9, 45).

Last FG - VU 2nd-00:42, HALL 2nd-00:01.
Largest lead - VU by 5 1st-04:27, HALL by 17 2nd-03:30.
VU led for 05:29, HALL led for 32:30, Game was tied for 01:33.
Score tied - 2 times.
Lead changed - 2 times.



Official Basketball Box Score - Game Totals - Final Statistics
Radford vs Vanderbilt
11/28/17 7 p.m. at Nashville, Tenn. (Memorial Gym)



Radford 62 • 3-3

Box score table for Radford vs Vanderbilt. Columns include Player, FG-FGA, 3-PT, FT-FTA, Rebounds, PF, TP, A TO Blk Stl, Min. Radford totals: 24-61, 7-19, 7-11, 10 24 34, 25 62, 10 9 1 1, 200.

FG % 1st Half: 13-29 44.8% 2nd half: 11-32 34.4% Game: 24-61 39.3% Deadball Rebounds 4
3FG % 1st Half: 3-9 33.3% 2nd half: 4-10 40.0% Game: 7-19 36.8%
FT % 1st Half: 4-6 66.7% 2nd half: 3-5 60.0% Game: 7-11 63.6%

Vanderbilt 74 • 3-4

Box score table for Vanderbilt vs Radford. Columns include Player, FG-FGA, 3-PT, FT-FTA, Rebounds, PF, TP, A TO Blk Stl, Min. Vanderbilt totals: 22-52, 7-27, 23-31, 10 27 37, 16 74, 10 8 3 6, 200.

FG % 1st Half: 12-29 41.4% 2nd half: 10-23 43.5% Game: 22-52 42.3% Deadball Rebounds 4
3FG % 1st Half: 4-15 26.7% 2nd half: 3-12 25.0% Game: 7-27 25.9%
FT % 1st Half: 8-10 80.0% 2nd half: 15-21 71.4% Game: 23-31 74.2%

Officials: Anthony Jordan, John Gaffney, Owen Shortt
Technical fouls: Radford-None, Vanderbilt-None.
Attendance: 8027

Score by periods table showing 1st, 2nd, and Total scores for Radford (33, 29, 62) and Vanderbilt (36, 38, 74).

Points in Paint table showing 1st, 2nd, and Total points in paint for Radford (26, 10, 36) and Vanderbilt (26, 12, 38).

Last FG - RAD 2nd-00:21, VU 2nd-01:30.
Largest lead - RAD by 10 1st-05:02, VU by 13 2nd-01:05.
RAD led for 16:55, VU led for 21:19, Game was tied for 01:40.
Score tied - 4 times.
Lead changed - 1 time.



Official Basketball Box Score - Game Totals - Final Statistics
Kansas State vs Vanderbilt
12/03/17 1:30 p.m. at Nashville, Tenn. (Memorial Gym)



Kansas State 84 • 7-1

Box score table for Kansas State vs Vanderbilt. Columns include Player, FG-FGA, 3-PT, FT-FTA, Rebounds, PF, TP, A TO Blk Stl, Min. Kansas State totals: 29-50, 4-12, 22-24, 5 16 21, 24 84, 12 7 3 6, 200.

FG % 1st Half: 16-26 61.5% 2nd half: 13-24 54.2% Game: 29-50 58.0% Deadball Rebounds 1.1
3FG % 1st Half: 3-8 37.5% 2nd half: 1-4 25.0% Game: 4-12 33.3%
FT % 1st Half: 8-8 100.0% 2nd half: 14-16 87.5% Game: 22-24 91.7%

Vanderbilt 79 • 3-5

Box score table for Vanderbilt vs Kansas State. Columns include Player, FG-FGA, 3-PT, FT-FTA, Rebounds, PF, TP, A TO Blk Stl, Min. Vanderbilt totals: 23-50, 10-25, 23-33, 16 17 33, 25 79, 12 14 5 4, 200.

FG % 1st Half: 7-21 33.3% 2nd half: 16-29 55.2% Game: 23-50 46.0% Deadball Rebounds 4
3FG % 1st Half: 5-14 35.7% 2nd half: 5-11 45.5% Game: 10-25 40.0%
FT % 1st Half: 11-16 68.8% 2nd half: 12-17 70.6% Game: 23-33 69.7%

Officials: Pat Adams, Doug Simmons, Kipp Kissinger
Technical fouls: Kansas State-BROWN, Barry, Vanderbilt-LACHANCE, Riley.
Attendance: 8570

Score by periods table showing 1st, 2nd, and Total scores for Kansas State (43, 41, 84) and Vanderbilt (30, 49, 79).

Points in Paint table showing 1st, 2nd, and Total points in paint for Kansas State (34, 21, 55) and Vanderbilt (26, 8, 34).

Last FG - KS 2nd-01:08, VU 2nd-00:49.
Largest lead - KS by 16 1st-05:07, VU by 3 1st-17:29.
KS led for 35:17, VU led for 02:28, Game was tied for 02:15.
Score tied - 4 times.
Lead changed - 4 times.



2017-18 BOX SCORES



Official Basketball Box Score -- Game Totals -- Final Statistics
TCU vs Vanderbilt
01/27/18 3 p.m. at Nashville, Tenn. (Memorial Gym)



TCU 78 • 15-6

Box score table for TCU vs Vanderbilt, listing players, FG, 3-Ptr, FT, Rebounds, PF, TP, A TO Blk, Stl, Min, and Totals.

Summary statistics for TCU vs Vanderbilt, including FG % 1st Half, 3FG % 1st Half, FT % 1st Half, and Game statistics.

Officials: Doug Shows, Joe Lindsay, Owen Shortt
Technical fouls: TCU-None. Vanderbilt-None.
Attendance: 9755

Score by periods table showing 1st, 2nd, and Total scores for TCU and Vanderbilt.

Last FG - TCU 2nd-00:47, VU 2nd-01:17.
Largest lead - TCU by 5 1st-10:47, VU by 9 1st-16:39.
TCU led for 03:54, VU led for 34:35. Game was tied for 01:19.



Official Basketball Box Score -- Game Totals -- Final Statistics
Vanderbilt vs Kentucky
01/30/18 9:00 pm at Rupp Arena - Lexington, KY



Vanderbilt 81 • 8-14, 2-7

Box score table for Vanderbilt vs Kentucky, listing players, FG, 3-Ptr, FT, Rebounds, PF, TP, A TO Blk, Stl, Min, and Totals.

Summary statistics for Vanderbilt vs Kentucky, including FG % 1st Half, 3FG % 1st Half, FT % 1st Half, and Game statistics.

Officials: Mike Nance, Michael Roberts, Ron Groover
Technical fouls: Vanderbilt-None. Kentucky-None.
Attendance: 21143

Score by periods table showing 1st, 2nd, OT, and Total scores for Vanderbilt and Kentucky.

Last FG - VU OT-00:12, UK OT-00:05.
Largest lead - VU by 14 2nd-15:23, UK by 5 1st-15:47.
VU led for 30:12, UK led for 12:47. Game was tied for 02:01.



Official Basketball Box Score -- Game Totals -- Final Statistics
Vanderbilt vs Auburn
02/03/18 7:30 pm at Auburn, Ala. (Auburn Arena)



Vanderbilt 81 • 8-15, 2-8

Box score table for Vanderbilt vs Auburn, listing players, FG, 3-Ptr, FT, Rebounds, PF, TP, A TO Blk, Stl, Min, and Totals.

Summary statistics for Vanderbilt vs Auburn, including FG % 1st Half, 3FG % 1st Half, FT % 1st Half, and Game statistics.

Officials: Doug Shows, Gerald Williams, K.B. Burdett Jr.
Technical fouls: Vanderbilt-None. Auburn-None.
Attendance: 9121

Score by periods table showing 1st, 2nd, and Total scores for Vanderbilt and Auburn.

Last FG - VU 2nd-00:02, AU 2nd-00:49.
Largest lead - VU None, AU by 27 1st-06:32.
VU led for 00:00, AU led for 38:48. Game was tied for 01:12.



Official Basketball Box Score -- Game Totals -- Final Statistics
Georgia vs Vanderbilt
02/07/18 7:30 p.m. at Nashville, Tenn. (Memorial Gym)



Georgia 66 • 13-10, 4-7 SEC

Box score table for Georgia vs Vanderbilt, listing players, FG, 3-Ptr, FT, Rebounds, PF, TP, A TO Blk, Stl, Min, and Totals.

Summary statistics for Georgia vs Vanderbilt, including FG % 1st Half, 3FG % 1st Half, FT % 1st Half, and Game statistics.

Officials: Tony Greene, Ted Valentine, Lee Cassell
Technical fouls: Georgia-None. Vanderbilt-None.
Attendance: 8761

Score by periods table showing 1st, 2nd, and Total scores for Georgia and Vanderbilt.

Last FG - UGA 2nd-00:19, VU 2nd-02:57.
Largest lead - UGA None, VU by 17 2nd-05:05.
UGA led for 00:00, VU led for 39:39. Game was tied for 00:21.



2017-18 HIGHS/LOWS

Vanderbilt Individual Game Highs

Points	31	FISHER-DAVIS, M. vs USC (11/19/17)
	30	ROBERSON, Jeff at Auburn (02/03/18)
	27	LACHANCE, Riley vs Radford (11/28/17)
Field Goals Made	10	ROBERSON, Jeff at Auburn (02/03/18)
	9	LACHANCE, Riley at LSU (02/20/18)
	9	LACHANCE, Riley vs TCU (01/27/18)
	9	LACHANCE, Riley at Tennessee (01/23/18)
	9	LEE, Saben at Arizona State (12/17/17)
	9	FISHER-DAVIS, M. vs USC (11/19/17)
Field Goal Att.	20	ROBERSON, Jeff vs Texas A&M (02/24/18)
	18	LACHANCE, Riley at LSU (02/20/18)
	18	TOYE, Joe at Arizona State (12/17/17)
	18	FISHER-DAVIS, M. vs USC (11/19/17)
FG Pct (min 5)	.833 (5-6)	TOYE, Joe vs Georgia (02/07/18)
	.833 (5-6)	BAPTISTE, Djery vs UNCA (11/17/17)
3-Point FG Made	6	LACHANCE, Riley vs Texas A&M (02/24/18)
	6	FISHER-DAVIS, M. vs USC (11/19/17)
3-Point FG Att.	13	LACHANCE, Riley vs Texas A&M (02/24/18)
	13	FISHER-DAVIS, M. vs USC (11/19/17)
3-Pt FG Pct (min 2)	1.000 (4-4)	ROBERSON, Jeff vs Kansas St (12/03/17)
Free Throws Made	12	ROBERSON, Jeff vs Florida (02/17/18)
	12	LEE, Saben vs Kansas State (12/03/17)
Free Throw Att.	17	LEE, Saben vs Kansas State (12/03/17)
	12	ROBERSON, Jeff vs Florida (02/17/18)
	12	ROBERSON, Jeff vs Miss. State (02/14/18)
FT Pct (min 3)	1.000 (12-12)	ROBERSON, Jeff vs Florida (02/17/18)
	1.000 (10-10)	LACHANCE, Riley vs Radford (11/28/17)
Rebounds	13	ROBERSON, Jeff vs Seton Hall (11/24/17)
	12	ROBERSON, Jeff vs UNC Asheville (11/17/17)
	12	ROBERSON, Jeff at Belmont (11/13/17)
Assists	9	LEE, Saben vs Texas A&M (02/24/18)
	8	LACHANCE, Riley vs Miss. State (02/14/18)
Steals	4	ROBERSON, Jeff vs Missouri (02/27/18)
	4	FISHER-DAVIS, M. vs Alcorn State (12/22/17)
	4	LEE, Saben at Arizona State (12/17/17)
Blocked Shots	8	BROWN, Clevon at Ole Miss (03/03/18)
	4	FISHER-DAVIS, M. at S.Carolina (01/06/18)
Turnovers	5	LEE, Saben vs Georgia (03/07/18)
	4	LEE, Saben at Auburn (02/03/18)
	4	BROWN, Clevon at Auburn (02/03/18)
	4	ROBERSON, Jeff vs LSU (01/20/18)
	4	EVANS, Maxwell at South Carolina (01/06/18)
	4	LEE, Saben at Belmont (11/13/17)
	4	ROBERSON, Jeff vs Austin Peay (11/10/17)
Minutes	43	ROBERSON, Jeff at Kentucky (01/30/18)
	42	ROBERSON, Jeff vs USC (11/19/17)
	41	LACHANCE, Riley vs USC (11/19/17)
	40	ROBERSON, Jeff at Ole Miss (03/03/18)
	40	ROBERSON, Jeff at Auburn (02/03/18)

Opponent Individual Game Highs

Points	37	Williams, Grant vs Tennessee (01/09/18)
	35	McLaughlin, Jordan vs USC (11/19/17)
	31	REATH, Duop vs LSU (01/20/18)
	30	Gilgeous-Alexander at Kentucky (01/30/18)
	28	WATERS, Tremont at LSU (02/20/18)
Field Goals Made	13	REATH, Duop vs LSU (01/20/18)
	12	Gilgeous-Alexander at Kentucky (01/30/18)
	12	Williams, Grant vs Tennessee (01/09/18)
	12	RODRIGUEZ, Desi vs Seton Hall (11/24/17)
	12	McLaughlin, Jordan vs USC (11/19/17)
Field Goal Att.	22	Metu, Chimezie vs USC (11/19/17)
	21	RODRIGUEZ, Desi vs Seton Hall (11/24/17)
FG Pct (min 5 made)	1.000 (6-6)	SIMS, Wayde at LSU (02/20/18)
	1.000 (6-6)	Abdul Ado vs Mississippi State (02/14/18)
	1.000 (6-6)	Hall, Donta vs Alabama (01/02/18)
3-Point FG Made	5	Xavian Stapleton vs Miss. State (02/14/18)
	5	BROWN, Bryce at Auburn (02/03/18)
	5	Bowden, Jordan at Tennessee (01/23/18)
	5	McLaughlin, Jordan vs USC (11/19/17)
3-Point FG Att.	11	McLaughlin, Jordan vs USC (11/19/17)
	9	Evans II, Shannon at Arizona State (12/17/17)
3-Pt FG Pct (min 2)	1.000 (5-5)	Xavian Stapleton vs Miss. State (02/14/18)
	1.000 (4-4)	PORTER, Jontay vs Missouri (02/27/18)
	1.000 (3-3)	T.J. Starks vs Texas A&M (02/24/18)
Free Throws Made	13	Williams, Grant vs Tennessee (01/09/18)
	12	Williams, Grant at Tennessee (01/23/18)
Free Throw Att.	15	Williams, Grant vs Tennessee (01/09/18)
	14	Williams, Grant at Tennessee (01/23/18)
FT Pct (min 3)	1.000 (11-11)	Holder, Tra at Arizona State (12/17/17)
	1.000 (10-10)	Koulechov, Egor at Florida (12/30/17)
Rebounds	14	Aric Holman at Mississippi State (01/16/18)
	13	REATH, Duop vs LSU (01/20/18)
	13	Mitchell, Mickey at Arizona State (12/17/17)
Assists	14	HARPER, Jared at Auburn (02/03/18)
	9	WATERS, Tremont at LSU (02/20/18)
	9	ROBINSON, Alex vs TCU (01/27/18)
Steals	4	MAYS, Skylar at LSU (02/20/18)
	4	Key, Braxton vs Alabama (01/02/18)
	4	THOMAS, Ahmad vs UNC Asheville (11/17/17)
Blocked Shots	7	GAFFORD,DANIEL at Arkansas (02/10/18)
Turnovers	6	Burnett,Deandre at Ole Miss (03/03/18)
	6	BEATTY, David at South Carolina (01/06/18)
	6	WNUK, Alec vs UNC Asheville (11/17/17)
Minutes	43	ROBERSON, Jeff at Kentucky (01/30/18)
	42	ROBERSON, Jeff vs USC (11/19/17)
	41	LACHANCE, Riley vs USC (11/19/17)
	40	ROBERSON, Jeff at Ole Miss (03/03/18)
	40	ROBERSON, Jeff at Auburn (02/03/18)



2017-18 HIGHS/LOWS

Vanderbilt Game Highs

POINTS	92	ALCORN STATE (12/22/17)
	89	USC (11/19/17)
	84	TENNESSEE (01/09/18)
FIELD GOALS MADE	32	ALCORN STATE (12/22/17)
	31	TCU (01/27/18)
FIELD GOAL ATTEMPTS	68	at Arizona State (12/17/17)
	64	TEXAS A&M (02/24/18)
	64	at LSU (02/20/18)
FIELD GOAL PERCENTAGE	.551 (27-49)	GEORGIA (02/07/18)
	.533 (32-60)	ALCORN STATE (12/22/17)
3 PT FIELD GOALS MADE	17	ALCORN STATE (12/22/17)
	14	TEXAS A&M (02/24/18)
	14	at LSU (02/20/18)
	14	MISSISSIPPI STATE (02/14/18)
3 PT FG ATTEMPTS	39	at LSU (02/20/18)
	35	ALCORN STATE (12/22/17)
3 PT FG PERCENTAGE	.526 (10-19)	at Auburn (02/03/18)
	.519 (14-27)	MISSISSIPPI STATE (02/14/18)
FREE THROWS MADE	23	at Arkansas (02/10/18)
	23	KANSAS STATE (12/03/17)
	23	RADFORD (11/28/17)
FREE THROW ATTEMPTS	33	KANSAS STATE (12/03/17)
	31	RADFORD (11/28/17)
	31	at Belmont (11/13/17)
FREE THROW PERCENTAGE	1.000 (16-16)	GEORGIA (02/07/18)
REBOUNDS	45	HOUSTON BAPTIST (12/20/17)
ASSISTS	23	ALCORN STATE (12/22/17)
	20	HOUSTON BAPTIST (12/20/17)
STEALS	12	ALCORN STATE (12/22/17)
	8	AUSTIN PEAY (11/10/17)
BLOCKED SHOTS	8	at Ole Miss (03/03/18)
	8	HOUSTON BAPTIST (12/20/17)
TURNOVERS	19	at South Carolina (01/06/18)
FOULS	31	at South Carolina (01/06/18)
	26	TEXAS A&M (02/24/18)
	26	at Belmont (11/13/17)

Opponent Game Highs

POINTS	93	at Auburn (02/03/18)
	93	USC (11/19/17)
FIELD GOALS MADE	35	TCU (01/27/18)
	33	USC (11/19/17)
FIELD GOAL ATTEMPTS	67	USC (11/19/17)
FIELD GOAL PERCENTAGE	.625 (30-48)	at LSU (02/20/18)
	.588 (30-51)	TEXAS A&M (02/24/18)
3 PT FIELD GOALS MADE	17	at Auburn (02/03/18)
	12	MISSOURI (02/27/18)
	12	USC (11/19/17)
3 PT FG ATTEMPTS	27	at Belmont (11/13/17)
	26	at Auburn (02/03/18)
	26	USC (11/19/17)
3 PT FG PERCENTAGE	.654 (17-26)	at Auburn (02/03/18)
	.588 (10-17)	MISSISSIPPI STATE (02/14/18)
FREE THROWS MADE	27	at Florida (12/30/17)
	25	KENTUCKY (01/13/18)
	25	TENNESSEE (01/09/18)
FREE THROW ATTEMPTS	25	at South Carolina (01/06/18)
	39	at South Carolina (01/06/18)
	37	KENTUCKY (01/13/18)
FREE THROW PERCENTAGE	.938 (15-16)	USC (11/19/17)
	.917 (22-24)	KANSAS STATE (12/03/17)
REBOUNDS	47	at Arizona State (12/17/17)
	43	at Arkansas (02/10/18)
ASSISTS	21	vs Virginia (11/23/17)
	20	at Mississippi State (01/16/18)
STEALS	10	ALABAMA (01/02/18)
	8	at Auburn (02/03/18)
	8	at Mississippi State (01/16/18)
	8	UNC ASHEVILLE (11/17/17)
BLOCKED SHOTS	10	at Florida (12/30/17)
	9	at Arkansas (02/10/18)
TURNOVERS	17	at Arizona State (12/17/17)
	17	AUSTIN PEAY (11/10/17)
FOULS	27	at Belmont (11/13/17)
	26	USC (11/19/17)

Vanderbilt Game Lows

POINTS	42	vs Virginia (11/23/17)
	54	at Arkansas (02/10/18)
FIELD GOALS MADE	12	vs Virginia (11/23/17)
	14	at Arkansas (02/10/18)
FIELD GOAL ATTEMPTS	41	FLORIDA (02/17/18)
	48	at Belmont (11/13/17)
FIELD GOAL PERCENTAGE	.231 (12-52)	vs Virginia (11/23/17)
	.250 (14-56)	at Arkansas (02/10/18)
3 PT FIELD GOALS MADE	3	at Arkansas (02/10/18)
	4	at Belmont (11/13/17)
	4	vs Virginia (11/23/17)
	4	at Arizona State (12/17/17)
	4	at Mississippi State (01/16/18)
3 PT FG ATTEMPTS	18	vs Virginia (11/23/17)
	19	UNC ASHEVILLE (11/17/17)
	19	LSU (01/20/18)
	19	at Auburn (02/03/18)
3 PT FG PERCENTAGE	.115 (3-26)	at Arkansas (02/10/18)
	.129 (4-31)	at Arizona State (12/17/17)
FREE THROWS MADE	5	MISSOURI (02/27/18)
FREE THROW ATTEMPTS	9	at Mississippi State (01/16/18)
	9	TCU (01/27/18)
FREE THROW PERCENTAGE	.500 (5-10)	MISSOURI (02/27/18)
	.632 (12-19)	AUSTIN PEAY (11/10/17)
REBOUNDS	21	TCU (01/27/18)
	26	TENNESSEE (01/09/18)
ASSISTS	4	at Arkansas (02/10/18)
	5	at Belmont (11/13/17)
STEALS	1	at Florida (12/30/17)
	1	FLORIDA (02/17/18)
BLOCKED SHOTS	0	USC (11/19/17)
TURNOVERS	7	4 times
FOULS	11	TCU (01/27/18)

Opponent Game Lows

POINTS	48	HOUSTON BAPTIST (12/20/17)
	51	ALCORN STATE (12/22/17)
FIELD GOALS MADE	16	HOUSTON BAPTIST (12/20/17)
	17	ALCORN STATE (12/22/17)
FIELD GOAL ATTEMPTS	43	KENTUCKY (01/13/18)
	44	at Tennessee (01/23/18)
FIELD GOAL PERCENTAGE	.262 (16-61)	HOUSTON BAPTIST (12/20/17)
	.333 (17-51)	ALCORN STATE (12/22/17)
3 PT FIELD GOALS MADE	1	HOUSTON BAPTIST (12/20/17)
	2	GEORGIA (02/07/18)
	2	at Ole Miss (03/03/18)
3 PT FG ATTEMPTS	9	GEORGIA (02/07/18)
	10	KENTUCKY (01/13/18)
3 PT FG PERCENTAGE	.056 (1-18)	HOUSTON BAPTIST (12/20/17)
	.167 (2-12)	at Ole Miss (03/03/18)
FREE THROWS MADE	0	TCU (01/27/18)
FREE THROW ATTEMPTS	0	TCU (01/27/18)
FREE THROW PERCENTAGE	.000 (0-0)	TCU (01/27/18)
REBOUNDS	21	KANSAS STATE (12/03/17)
	23	MISSISSIPPI STATE (02/14/18)
ASSISTS	5	HOUSTON BAPTIST (12/20/17)
STEALS	1	RADFORD (11/28/17)
	1	ALCORN STATE (12/22/17)
BLOCKED SHOTS	0	ALCORN STATE (12/22/17)
TURNOVERS	3	FLORIDA (02/17/18)
	4	at Mississippi State (01/16/18)
FOULS	10	TCU (01/27/18)
	11	at Mississippi State (01/16/18)
	11	MISSOURI (02/27/18)



2017-18 SEC STANDINGS

	SEC	Pct.	Home	Away	ALL	Pct.	Home	Away	Neutral	Streak	Postseason
Auburn &	13-5	.722	8-1	5-4	26-8	.765	15-1	7-4	4-3	L1	NCAA 2nd Round
Tennessee&	13-5	.722	8-1	5-4	26-9	.743	13-2	8-4	5-3	L1	NCAA 2nd Round
Florida	11-7	.611	6-3	5-4	21-13	.618	12-5	5-4	4-4	L1	NCAA 2nd Round
Kentucky^	10-8	.556	7-2	3-6	26-11	.703	16-2	4-6	6-3	L1	NCAA Regional Semifinals
Missouri	10-8	.556	6-3	4-5	20-13	.606	13-3	5-6	2-4	L2	NCAA 1st Round
Arkansas	10-8	.556	7-2	3-6	23-12	.657	15-2	3-7	5-3	L2	NCAA 1st Round
Mississippi State	9-9	.500	7-2	2-7	25-12	.676	19-2	4-8	2-2	L1	NIT Semifinals
Texas A&M	9-9	.500	6-3	3-6	22-13	.629	13-3	4-7	5-3	L1	NCAA Regional Semifinals
Alabama	8-10	.444	6-3	2-7	20-16	.556	12-5	2-8	6-2	L1	NCAA 2nd Round
LSU	8-10	.444	6-3	2-7	18-15	.545	14-4	3-8	1-3	L1	NIT 2nd Round
South Carolina	7-11	.389	5-4	2-7	17-16	.515	10-5	4-8	3-3	L1	
Georgia	7-11	.389	5-4	2-7	18-15	.545	11-4	4-9	3-2	L1	
Vanderbilt	6-12	.333	5-4	1-8	12-20	.375	11-7	1-10	0-3	L1	
Ole Miss	5-13	.278	4-5	1-8	12-20	.375	10-8	1-10	1-2	L4	

& - SEC Champion; ^ - SEC Tournament Champion

NCAA Tournament Results

March 15

South First Round - Dallas, Texas

3 Tennessee 73, 14 Wright State 47

South First Round - Boise, Idaho

5 Kentucky 78, 12 Davidson 73

East First Round - Pittsburgh, Pa.

9 Alabama 86, 8 Virginia Tech 83

East First Round - Dallas, Texas

6 Florida 77, 11 St. Bonaventure 62

March 16

West First Round - Charlotte, N.C.

7 Texas A&M 73, 10 Providence 69

East First Round - Detroit, Mich.

10 Butler 79, 7 Arkansas 62

Midwest First Round - San Diego, Calif.

4 Auburn 62, 13 Col. of Charleston 58

West First Round - Nashville, Tenn.

9 Florida State 67, 8 Missouri 54

March 17

East Second Round - Pittsburgh, Pa.

1 Villanova 81, 9 Alabama 58

South Second Round - Boise, Idaho

5 Kentucky 95, 13 Buffalo 75

South Second Round - Dallas, Texas

11 Loyola Chicago 63, 3 Tennessee 62

East Second Round - Dallas, Texas

3 Texas Tech 69, 6 Florida 66

March 18

West Second Round - Charlotte, N.C.

7 Texas A&M 86, 2 North Carolina 65

Midwest First Round - San Diego, Calif.

5 Clemson 84, 4 Auburn 53

March 22

West Regional Semifinals - Los Angeles, CA

3 Michigan 99, 7 Texas A&M 72

South Regional Semifinals - Atlanta, GA

9 Kansas St. 61, 5 Kentucky 58

NIT Results

March 14

at 3 LSU 84, 6 UL-Lafayette 76

at 4 Mississippi State 66, 5 Nebraska 59

March 18

4 Mississippi State 78, at 1 Baylor 77

March 19

at 2 Utah 95, 3 LSU 71

March 20

4 Mississippi State 79, at 2 Louisville 56

March 27 (Tuesday)

NIT Semifinals - New York, NY

4 Penn State 75, 4 Mississippi State 60

SEC Tournament Results

ScottTrade Center, St. Louis, Mo.

First Round

M7 (12) Georgia 78, (13) Vanderbilt 62 (SECN)

M7 (11) South Carolina 85, (14) Ole Miss 84 (SECN)

Second Round

M8 (9) Alabama 71, (8) Texas A&M 70 (SECN)

M8 (12) Georgia 62, (5) Missouri 60 (SECN)

M8 (7) Miss. State (80), (10) LSU 77 (SECN)

M8 (6) Arkansas 69, (11) South Carolina 64 (SECN)

Quarterfinals

M10 (9) Alabama 81, (1) Auburn 63 (SECN)

M10 (4) Kentucky 62, (12) Georgia 49 (SECN)

M10 (2) Tennessee 62, (7) Miss. State 59 (SECN)

M10 (6) Arkansas 80, (3) Florida 72 (SECN)

Semifinals

M11 (4) Kentucky 86, (9) Alabama 63 (ESPN)

M11 (2) Tennessee 84, (6) Arkansas 66 (ESPN)

Championship

M12 (4) Kentucky 77, (2) Tennessee 72 (ESPN)

SEC POSTSEASON HONORS

First Team All-SEC

Jaylen Barford, Arkansas (C)

Chris Chiozza, Florida (C)

Yante Maten, Georgia (C, AP)

Kevin Knox, Kentucky (C)

Kassius Robertson, Missouri (C)

Chris Silva, South Carolina (C)

Grant Williams, Tennessee (C, AP)

Tyler Davis, Texas A&M (C)

Bryce Brown, Auburn (AP)

Daryl Macon, Arkansas (AP)

Collin Sexton, Alabama (AP)

Second-Team All-SEC

Jaylen Barford, Arkansas (AP)

Chris Chiozza, Florida (AP)

Collin Sexton, Alabama (C)

Daryl Macon, Arkansas (C)

Bryce Brown, Auburn (C)

Jared Harper, Auburn (C, AP)

Mustapha Herron, Auburn (AP)

Kassius Robertson, Missouri (AP)

Shai Gilgeous-Alexander, Kentucky (C)

Quinnady Weatherspoon, Miss. State (C)

Admiral Schofield, Tennessee (C)

Jeff Roberson, Vanderbilt (C)

SEC All-Freshman Team (Coaches Poll Only)

Collin Sexton, Alabama

Daniel Gafford, Arkansas

Shai Gilgeous-Alexander, Kentucky

Kevin Knox, Kentucky

Tremont Waters, LSU

Nick Weatherspoon, Miss. State

Jontay Porter, Missouri

TJ Starks, Texas A&M

SEC All-Defensive Team (Coaches Poll Only)

Donta Hall, Alabama

Anfernee McLemore, Auburn

Chris Chiozza, Florida

Chris Silva, South Carolina

Robert Williams, Texas A&M

SEC Coach of the Year:

Rick Barnes, Tennessee (C, AP)

SEC Player of the Year:

Grant Williams, Tennessee (C)

Yante Maten, Georgia (AP)

SEC Scholar-Athlete of the Year:

Juwan Parker, Georgia

SEC Freshman of the Year:

Collin Sexton, Alabama (C, AP)

Kevin Knox, Kentucky (C)

SEC Sixth-Man of the Year:

Jontay Porter, Missouri (C)

Lamonté Turner, Tennessee (C)

SEC Defensive Player of the Year:

Chris Silva, South Carolina (C)

Robert Williams, Texas A&M (C)

(C) - SEC Coaches Poll; (AP) - Associated Press Poll;

* - Denotes unanimous vote; All ties when voting are not broken.



COMMODORE TIMELINE

VANDERBILT HISTORY AT A GLANCE	
All-Time Record	1602-1134 (.586)
First Game	1900, L 22-19 to Nashville YMCA
NCAA Appearances	15 (1965, 1974, 1988, 1989, 1991, 1993, 1997, 2004, 2007, 2008, 2010, 2011, 2012, 2016, 2017)
NCAA Tournament Record	10-16 (.385)
Best NCAA Tournament Finish	Elite 8 in 1965 (Field of 23); Sweet 16 in 1988, 1993, 2004, 2007 (Field of 64 or 65)
NIT Appearances	12 (1983, 1987, 1990, 1992, 1994, 1996, 1998, 2000, 2002, 2005, 2006, 2015)
NIT Record	20-11 (.645)
SEC Titles	5, (1951, 1965, 1974, 1993, 2012)
SEC Players of the Year (AP)	6
Players Named SEC First Team (AP)	23
Winningest Head Coach	Kevin Stallings (1999-2016) 332-220 (.601)
First Team All-Americans	6
Total Weeks Ranked in AP Poll	196
Consecutive Weeks Ranked in AP Poll	18 (1966, 1967)
Highest Ranking in AP Poll	No. 2 (12/28/65)
Overall Record at Memorial Gym	760-213 (.781)
Undefeated Seasons at Memorial Gym	6
Most Home Wins in a Season	19 in 2008
All-Time Leading Scorer .	Shan Foster (2005-08); 2,011 points
1,000-point scorers	48
Most Career Rebounds	Clyde Lee (1964-66); 1,223
Most Career 3-Pointers	Shan Foster (2005-08); 367
Most Career Free Throws	Bobby Thym (1954-57); 453
Most Career Assists	Atiba Prater (1996-2000); 517
Most Career Steals	Drew Maddux (1994-98) and Frank Seckar (1993-1996); 214
Most Career Blocks	Luke Kornet (2013-17); 210

1900 (Dec. 15) — Vanderbilt plays its first varsity basketball game, losing 22-19 to the YMCA Ramblers. Vanderbilt would even its all-time mark at 1-1 in its next game, beating the same Rambler squad 24-9.

1902 — Vanderbilt hits the road for the first time, heading to Birmingham to take on Howard College. The Commodores learn for the first time that it's harder to win on the road and fall to Howard, 33-23.

1903 — Perfection! The Commodores record the first, and only, undefeated season in school history, going 6-0. A 24-21 win over Cumberland in the season finale is the closest game of the year.

1909 — The Commodores tickle the twines like never before, breaking the 50-point barrier for the first time in a 52-23 win over the Chattanooga Ramblers. It would be another 45 years before Vanderbilt would break the next major scoring milestone, hitting triple digits for the first time in a 104-88 win over Washington & Lee in the second game of the 1954-55 season.

1913 — G.T. Denton, an assistant football coach, becomes Vanderbilt's full-time basketball coach.

1920 — The Commodores begin the Roaring Twenties on the right foot by winning the school's first league championship. Vanderbilt wins the Southern Intercollegiate Athletic Association championship with a 14-4 record.

1927 — Vanderbilt records the first of the school's 14 20-win seasons by compiling a 20-4 record under coach Josh Cody. The Commodores also win their second championship, this time, taking the Southern Conference crown.

1938 — Brant "Pinky" Lipscomb makes his debut in a Commodore uniform. With his unique left-handed running hook, Lipscomb twice is named to the SEC All-Tournament team and sets several tournament and school scoring records. Adolph Rupp later calls Lipscomb one of the best players ever to face his Kentucky squads.

1944, 1945 — Due to World War II, the Commodores play an informal schedule.

1947 — Perhaps the most important moment in the growth of Vanderbilt basketball, the Commodores are shellacked 98-29 by Adolph Rupp's Kentucky Wildcats in the SEC Tournament. The defeat spurs athletic

director Red Sanders to hire Bob Polk, Vanderbilt's first basketball-only coach. Soon, scholarships would be awarded to basketball players and plans for a gym on campus were underway.

1948 — The first five full basketball scholarships were given to Bob Dudley Smith, Jack Heldman, David Kardokus, and Gene Southwood.


1950 — Billy Joe Adcock becomes the school's first All-American and first All-SEC player, averaging 17.1 points per game. Adcock's 1947-48 scoring average leads the SEC, the first Commodore to win the conference scoring title.

1951 — Under the direction of coach Bob Polk and captain George Kelley, Vanderbilt wins the SEC Tournament in Louisville with an upset win over Kentucky. Legend has it that "Kentucky" was already inscribed on the tournament trophy when the Commodores pulled out the 61-57 win.

1952 — Brand new Memorial Gymnasium makes its debut December 6 as the Commodores beat Virginia 90-83 in the home opener. Apparently encouraged by the new surroundings, the Commodores launch 120



COMMODORE TIMELINE



Vanderbilt players pose for a team photo following their win over Virginia, 90-83, in the first game played in Memorial Gymnasium on Dec. 6, 1952.

shots in the next game, against David Lipscomb, still a school record.

1956 — Memorial Gym Magic! Vanderbilt records its first undefeated home season in the gym, compiling a 13-0 mark at Memorial Gym. It is the first of five perfect seasons in the gym, the last coming in 1993.

1957 — Bobby Thym ends his Vanderbilt career with 1,403 points. He'll be Vanderbilt's all-time leading scorer until Clyde Lee breaks his mark in 1966.

1965 — Vanderbilt wins its first SEC Championship, recording a 24-4 record under coach Roy Skinner. Clyde Lee, John Ed Miller and Snake Grace each earn All-SEC honors. The Commodores advance to the NCAA's Elite Eight before dropping an 87-85 heart-breaker to Michigan. It is the first of four consecutive 20-win seasons under Skinner.

1966 — Clyde Lee's All-American season. Lee averages 22.6 points per game and is at the time the school's all-time leading scorer. He also leads the SEC in rebounding for the third straight year. The Commodores finish second in the SEC with an overall record of 22-4.

1967 — The color barrier is finally broken in the Southeastern Conference, as Vanderbilt's Perry Wallace becomes the league's first African-American scholarship basketball player in the 1967-68 season. Wallace remains poised in the face of threats and taunting throughout his career, is voted Vanderbilt's most popular student as a senior, and is now a professor of law at American University in Washington, D.C.

1969 — Tom Hagan earns All-American honors, averaging a school-record 23.4 points per game. On March 8, he sets the Vanderbilt single-game scoring record with 44 points at Mississippi State.


1970 — Without benefit of the 3-point shot or the shot clock, Vanderbilt set a school record that still stands by scoring 130 points in a win over Mississippi.

1974 — With future head coach Jan van Breda Kolff

playing every position on the court; Vanderbilt wins its second SEC championship. The Commodores record winning streak of 10 and 11 games and finish 23-5. Skinner wins the third of his four SEC Coach of the Year awards.

1975 — The senior season for the F-Troop—Jeff Fosnes, Butch Feher, and Joe Ford. Fosnes becomes Vanderbilt's initial first-team Academic All-American.

1977 — The Commodore faithful turn out in record numbers, as Vanderbilt ranks fourth in the nation in



Vanderbilt's Perry Wallace became the first African-American scholarship basketball player in the SEC when he took the court.

average home attendance at 14,131.

1981 — Two of Vanderbilt's most prolific scorers, Charles Davis and Mike Rhodes, sink their final baskets. The teammates tie for the Vanderbilt record for career field goals, each making 683.

1985 — Phil Cox scores his last point, number 1,725 of his career. He ranks as Vanderbilt's all-time leading scorer until Matt Freije ends his Commodore career with 1,891 points at the close of the 2004 season.

1988 — The Commodores advance to the Sweet 16 of the NCAA Tournament in dramatic fashion as Barry Goheen drains two three pointers in the last five seconds against Pittsburgh. The Commodores go on to win the game 80-74 in overtime.

1989 — Vanderbilt defeats Texas, 94-79, the 500th career win for head coach C.M. Newton.

1990 — In a year in which the Commodores lose nine of 12 games in one stretch, Vanderbilt comes roaring back with a late-season surge to earn a berth in the NIT. The Commodores overcome huge first-half deficits against Louisiana Tech and Tennessee in the first two rounds and go on to take the school's first NIT championship, beating Saint Louis 74-72. Scott Draud is named the MVP of the NIT.

1993 — With junior guard Billy McCaffrey leading the way, Vanderbilt wins its third SEC title in history and makes another appearance in the NCAA Sweet 16. The Commodores set a school record for victories with 28. McCaffrey, in his first year at VU, earns All-America honors and senior captain Bruce Elder is named the Academic All-American of the Year. Eddie Fogler is the consensus National Coach of the Year.

1994 — Jan van Breda Kolff returns to Memorial Gym as Vanderbilt's head coach, posting the best winning percentage ever for a first-year Commodores head man. Vanderbilt makes its second appearance in the NIT championship game, falling 80-73 to Villanova. McCaffrey becomes just the second Vanderbilt player to average 20 points per game in consecutive seasons, the first being Clyde Lee.

1995 — Ronnie McMahan concludes his career at Vanderbilt just six points shy of becoming the school's all-time leading scorer. McMahan does finish his career as VU's all-time leading 3-point shooter and one of the top 10 leaders in assists, steals and blocked shots.

1996 — The Commodores posted an 18-14 record and advanced to the NIT where they defeat Arkansas-Little Rock in the first round. Vanderbilt upsets No. 4 UCLA at the Maui Invitational. Senior Frank Seckar finished his career 16th on Vanderbilt's all-time scoring list with 1,317 points.

1997 — Vanderbilt advanced to its seventh NCAA Tournament in program history. The Commodores made a charge at the end of the regular season, winning eight of their last 10 SEC games to finish 19-12.

1998 — Under the senior leadership of Drew Maddux, Austin Bates and Billy Di Spaltro, Vanderbilt posted a 20-13 season. The team advanced to the NIT where



COMMODORE TIMELINE



Clyde Lee helps lead the Commodores to their SEC Championship in 1965. The following season, he earns All-America status.

the Commodores defeat Wake Forest in the first round. Maddux was named First-Team All-SEC and finished his career fifth on Vanderbilt's all-time scoring list with 1,689 points. Bates finished his career 31st on Vanderbilt's all-time scoring list with 1,020 points.

2000 — Vanderbilt welcomes new head coach Kevin Stallings from Illinois State. Stallings takes the same team that finished 14-15 in 1999 and leads them to a 19-11 record and a berth in the NIT. Senior forward Dan Langhi is named SEC Player of the Year after leading the conference and finishing ninth in scoring with 22.1 points per game. Senior guard Atiba Prater moves into first on place Vanderbilt's all-time career assist list with 517.

2002 — Vanderbilt advances to the postseason for the 16th time in program history and finishes with a 17-15 record. Wins at Tennessee and at home against No. 11 Kentucky in the final week of the regular season push the Commodores to their ninth NIT appearance. With a 59-50 win over Houston in the opening round of the NIT, Vanderbilt earns its first postseason victory since the 1997-98 season.

2004 — The Commodores record the best start in program history at 12-0, defeat five nationally ranked teams and advance to the Sweet 16 of the NCAA Tournament for the first time since 1993. Vanderbilt sets the school mark for home wins (15), ranks among the AP Top 25 for five weeks, and finishes the year with a 23-10 overall mark. Matt Freije becomes the school's all-time scorer, averaging a career-high 18.4 points as a senior and finishing with 1,891 career points.

2005 — Vanderbilt records its first back-to-back 20-win seasons since the 1993 & 1994 campaigns, posting a 20-14 overall mark while advancing to the quarterfinals of the NIT. The Commodores set school records for 3-pointers made (322) and attempted (837) as both marks rank among the top five in SEC history. Vanderbilt sets the school record for home wins with 17.

2007 — Vanderbilt comes within three seconds of advancing to the program's first NCAA regional final appearance since 1965, dropping a 66-65 decision to Georgetown in the East Regional semifinals. The Commodores posted a 22-12 overall mark, finished second in the SEC Eastern Division at 10-6 and defeated seven nationally ranked teams, including top-ranked and eventual national champion Florida. Senior swingman Derrick Byars is named SEC Player of the Year while Kevin Stallings earns SEC Coach of the Year accolades.

2008 — The Commodores advanced to the NCAA Tournament for consecutive seasons for the first time since 1988 and 1989, and featured the SEC's Player of the Year in Shan Foster, the second year in a row a Vanderbilt player captured the honor. Vanderbilt was ranked for the final 16 weeks of the regular season in the AP poll, and tied the 1992-93 team for the most regular season wins in program history (25). The Commodores also posted an undefeated year at Memorial Gym, winning a program-best 19 games.

2009 — Vanderbilt finished the season 19-12 and missed out on the postseason for the first time since 2003. However, the Commodores sported no seniors on the roster and were slotted as the eighth youngest team in the nation. Sophomore A.J. Ogilvy made the All-SEC second team and forward Jeffery Taylor made the All-Freshman team.

2010 — The Commodores posted a 24-9 overall record and a Stallings-era best 12-4 mark in SEC play, and advanced to the NCAA Tournament for the third time in four seasons. Vanderbilt also swept Florida and Tennessee in the same season for the first time since 1966.

2011 — The Commodores tallied a 23-11 overall record, Kevin Stallings' sixth 20-win season and the team's fourth in the last five years. Stallings tied legendary Vanderbilt mentor Roy Skinner for the most 20-win seasons. Sophomore John Jenkins led the league in scoring, and junior Brad Tinsley tallied the school's first triple-double and paced the league in assists.

2012 — Vanderbilt claimed its first SEC Tournament Championship in 60 years with a 71-64 win over eventual national champion Kentucky in New Orleans. The Commodores' 25 wins was the third-most total in program history, and three players were chosen in the first 31 picks of the 2012 NBA Draft - John Jenkins (23rd, Atlanta Hawks), Festus Ezeli (30th, Golden State Warriors), and Jeffery Taylor (31st, Charlotte Bobcats).

2014 — Coach Kevin Stallings becomes the school's all-time winningest coach when he garners his 279th career Vanderbilt win against Lipscomb on Nov. 13, 2013. Stallings surpassed Vanderbilt coaching legend Roy Skinner for the mark.

2015 — The Commodores win 20 games and advance to the NIT Quarterfinals with the fourth-youngest team in America.

2016 — Vanderbilt advanced to the NCAA Tournament for first time since 2012. Wade Baldwin IV (17th, Memphis Grizzlies) and Damian Jones (30th, Golden State Warriors) were taken in NBA Draft.

2017 — The Commodores advanced to the NCAA Tournament for the second straight season. Vanderbilt advanced to the SEC Tournament semifinals and defeated Elite Eight participant Florida three times and Final Four team South Carolina.



POSTSEASON HISTORY

Vanderbilt at the NCAA Tournament

NCAA Tournament Appearances.....	15
Tournament Record.....	10-16 (.385)
Total Tournament Games.....	26
Last Appearance.....	2017; Lost to Northwestern in First Round
Best Finishes.....	Elite 8 (1965: field of 23); Sweet 16 (1988, 1993: field of 64; 2004, 2007: field of 65)

Vanderbilt at the NIT

NIT Appearances.....	12 (1983, 1987, 1990, 1992, 1994, 1996, 1998, 2000, 2002, 2005, 2006, 2015)
Tournament Record.....	20-11 (.645)
Total Tournament Games.....	31
Last Appearance.....	2015; Lost at Stanford in Quarterfinals
Best Finishes.....	Champion (1990); Runner-Up (1994)

Postseason Tournament Results

1965 NCAA Tournament (1-1)

Date	Score	Site (Round)
March 12	Vanderbilt 83, DePaul 78 (OT)	Lexington, Ky. (Midwest-Semifinals)
March 13	Michigan 87, Vanderbilt 85	Lexington, Ky. (Midwest-Finals)

1974 NCAA Tournament (0-2)

Date	Score	Site (Round)
March 14	Marquette 69, Vanderbilt 61	Tuscaloosa, Ala. (Midwest-Semifinals)
March 16	Notre Dame 118, Vanderbilt 88	Tuscaloosa, Ala. (Midwest-Third Place)

1983 National Invitation Tournament (1-1)

Date	Score	Site (Round)
March 15	Vanderbilt 79, East Tennessee State 74	Nashville (First Round)
March 21	Wake Forest 75, Vanderbilt 68	Nashville (Second Round)

1987 National Invitation Tournament (2-1)

Date	Score	Site (Round)
March 12	Vanderbilt 74, Jacksonville 72	Nashville (First Round)
March 16	Vanderbilt 109, Florida State 92	Nashville (Second Round)
March 21	Southern Miss 95, Vanderbilt 88	Nashville (Quarterfinals)

1988 NCAA Tournament (2-1)

Date	Score	Site (Round)
March 18	[7] Vanderbilt 80, [10] Utah State 77	Lincoln, Neb. (Midwest-First Round)
March 20	[7] Vanderbilt 80, [2] Pittsburgh 77 (OT)	Lincoln, Neb. (Midwest-Second Round)
March 25	[2] Kansas 77, [7] Vanderbilt 64	Pontiac, Mich. (Midwest-Semifinals)

1989 NCAA Tournament (0-1)

Date	Score	Site (Round)
March 17	[9] Notre Dame 81, [8] Vanderbilt 65	Providence, R.I. (East-First Round)

1990 National Invitation Tournament (5-0)

Date	Score	Site (Round)
March 17	Vanderbilt 98, Louisiana Tech 90 (OT)	Nashville (First Round)
March 19	Vanderbilt 89, Tennessee 85	Nashville (Second Round)
March 21	Vanderbilt 88, New Orleans 65	Nashville (Quarterfinals)
March 26	Vanderbilt 75, Penn State 62	New York, N.Y. (Semifinals)
March 28	Vanderbilt 74, Saint Louis 72	New York, N.Y. (Finals)

1991 NCAA Tournament (0-1)

Date	Score	Site (Round)
March 15	[8] Georgetown 70, [9] Vanderbilt 60	Tucson, Ariz. (West-First Round)

1992 National Invitation Tournament (0-1)

Date	Score	Site (Round)
March 19	Rhode Island 68, Vanderbilt 63	Nashville (First Round)

1993 NCAA Tournament (2-1)

Date	Score	Site (Round)
March 18	[3] Vanderbilt 92, [14] Boise State 72	Salt Lake City, Utah (West-First Round)
March 20	[3] Vanderbilt 85, [6] Illinois 68	Salt Lake City, Utah (West-Second Round)
March 26	[7] Temple 67, [3] Vanderbilt 59	Seattle, Wash. (West-Semifinals)

1994 National Invitation Tournament (4-1)

Date	Score	Site (Round)
March 16	Vanderbilt 77, Oklahoma 67	Norman, Okla. (First Round)
March 21	Vanderbilt 78, New Orleans 59	Nashville (Second Round)
March 23	Vanderbilt 89, Clemson 74	Nashville (Quarterfinals)
March 28	Vanderbilt 82, Kansas State 76	New York, N.Y. (Semifinals)
March 30	Villanova 80, Vanderbilt 73	New York, N.Y. (Finals)

NCAA TOURNAMENT APPEARANCES

Year	(Region)
1965.....	(Midwest)
1974.....	(Midwest)
1988.....	(Midwest)
1989.....	(East)
1991.....	(West)
1993.....	(West)
1997.....	(Midwest)
2004.....	(Phoenix)
2007.....	(East)
2008.....	(Midwest)
2010.....	(West)
2011.....	(Southwest)
2012.....	(East)
2016.....	(South)
2017.....	(West)

VANDERBILT VS. ALL OPPONENTS AT THE NCAA TOURNAMENT

Boise State	1-0
Connecticut	0-1
DePaul	1-0
Georgetown.....	0-2
George Washington.....	1-0
Harvard	1-0
Illinois.....	1-0
Kansas	0-1
Marquette.....	0-1
Michigan	0-1
Murray State.....	0-1
North Carolina State	1-0
Northwestern	0-1
Notre Dame	0-2
Pittsburgh	1-0
Richmond	0-1
Siena	0-1
Temple	0-1
Utah State	1-0
Washington State	1-0
Western Michigan	1-0
Wichita State	0-1
Wisconsin	0-1
Xavier.....	0-1
Totals	10-16



POSTSEASON HISTORY

RECORD BY REGIONAL ROUND		
First Four	0-1	
First Round	4-7	
Second Round	5-0	
Third Round	0-1	
Regional Semifinal	1-5	
Regional Final	0-1	
Consolation	0-1	

RECORD AT NCAA TOURNAMENT SITES		
Site	W-L	
Albuquerque, N.M.	1-1	
Auburn Hills, Mich.	0-1	
Dayton, Ohio	0-1	
Denver, Colo.	0-1	
East Rutherford, N.J.	0-1	
Lexington, Ky.	1-1	
Lincoln, Neb.	2-0	
Orlando, Fla.	2-0	
Phoenix, Ariz.	0-1	
Pontiac, Mich.	0-1	
Providence, R.I.	0-1	
Sacramento, Calif.	2-0	
Salt Lake City, Utah	2-1	
San Jose, Calif.	0-1	
Seattle, Wash.	0-1	
Tampa, Fla.	0-1	
Tucson, Ariz.	0-1	
Tuscaloosa, Ala.	0-2	

RECORD VS. SEEDED TEAMS IN NCAA TOURNAMENT		
Vs. Seed	W-L	Last Faced (Opp)
No. 2	1-2	2007 (Georgetown)
No. 3	2-0	2007 (Wash. State)
No. 4	0-1	2012 (Wisconsin)
No. 6	1-1	1993 (Illinois)
No. 7	0-2	1997 (Xavier)
No. 8	0-2	2017 (Northwestern)
No. 9	0-1	1989 (Notre Dame)
No. 10	1-0	1988 (Utah State)
No. 11	2-1	2016 (Wichita St.)
No. 12	2-1	1993 (Boise State) 2011 (Richmond) 2012 (Harvard)
No. 13	0-2	2010 (Murray State)

RECORD AS A SEEDED TEAM IN NCAA TOURNAMENT		
Seed	W-L	Year(s)
No. 3	2-1	1993
No. 4	0-2	2008, 2010
No. 5	1-2	2011, 2012
No. 6	4-2	2004, 2007
No. 7	2-1	1988
No. 8	0-1	1989
No. 9	0-2	1991, 2017
No. 10	0-1	1997
No. 11	0-1	2016

1996 National Invitation Tournament (1-1)		
Date	Score	Site (Round)
March 13	Vanderbilt 86, Arkansas Little Rock 80	Nashville (First Round)
March 18	South Carolina 80, Vanderbilt 70	Columbia, S.C. (Second Round)
1997 NCAA Tournament (0-1)		
Date	Score	Site (Round)
March 13	[7] Xavier 80, [10] Vanderbilt 68	Auburn Hills, Mich. (Midwest-First Round)
1998 National Invitation Tournament (3-1)		
Date	Score	Site (Round)
March 11	Vanderbilt 73, St. Bonaventure 61	Nashville (First Round)
March 17	Vanderbilt 72, Wake Forest 68	Winston-Salem, N.C. (Second Round)
March 19	Georgia 79, Vanderbilt 65	Athens, Ga. (Quarterfinals)
2000 National Invitation Tournament (0-1)		
Date	Score	Site (Round)
March 14	Wake Forest 83, Vanderbilt 68	Nashville (First Round)
2002 National Invitation Tournament (1-1)		
Date	Score	Site (Round)
March 13	Vanderbilt 59, Houston 50	Nashville (First Round)
March 15	Louisiana Tech 83, Vanderbilt 68	Ruston, La. (Second Round)
2004 NCAA Tournament (2-1)		
Date	Score	Site (Round)
March 19	[6] Vanderbilt 71, [11] W. Michigan 58	Orlando, Fla. (Phoenix-First Round)
March 21	[6] Vanderbilt 75, [3] N.C. State 73	Orlando, Fla. (Phoenix-Second Round)
March 25	[2] Connecticut 73, [6] Vanderbilt 53	Phoenix, Ariz. (Phoenix-Semifinals)
2005 National Invitation Tournament (2-1)		
Date	Score	Site (Round)
March 16	Vanderbilt 67, Indiana 60	Bloomington, Ind. (First Round)
March 21	Vanderbilt 65, Wichita State 63	Nashville (Second Round)
March 23	Memphis 81, Vanderbilt 68	Memphis (Quarterfinals)
2006 National Invitation Tournament (0-1)		
Date	Score	Site (Round)
March 15	Notre Dame 79, Vanderbilt 69	South Bend, Ind. (First Round)
2007 NCAA Tournament (2-1)		
Date	Score	Site (Round)
March 15	[6] Vanderbilt 77, [11] G. Washington 44	Sacramento, Calif. (First Round)
March 17	[6] Vanderbilt 78, [3] Wash. St. 74 (2OT)	Sacramento, Calif. (Second Round)
March 23	[2] Georgetown 66, [6] Vanderbilt 65	East Rutherford, N.J. (East-Semifinal)
2008 NCAA Tournament (0-1)		
Date	Score	Site (Round)
March 21	[13] Siena 83, [4] Vanderbilt 62	Tampa, Fla. (First Round)
2010 NCAA Tournament (0-1)		
Date	Score	Site (Round)
March 18	[13] Murray State 66, [4] Vanderbilt 65	San Jose, Calif. (First Round)
2011 NCAA Tournament (0-1)		
Date	Score	Site (Round)
March 17	[12] Richmond 69, [5] Vanderbilt 66	Denver, Colo. (First Round)
2012 NCAA Tournament (1-1)		
Date	Score	Site (Round)
March 15	[5] Vanderbilt 79, [12] Harvard 70	Albuquerque, N.M. (Second Round)
March 17	[4] Wisconsin 60, [5] Vanderbilt 57	Albuquerque, N.M. (Second Round)
2015 National Invitation Tournament (2-1)		
Date	Score	Site (Round)
March 18	Vanderbilt 75, Saint Mary's 64	Moraga, Calif. (First Round)
March 20	Vanderbilt 92, South Dakota State 77	Nashville, Tenn. (Second Round)
March 24	Stanford 78, Vanderbilt 75	Palo Alto, Calif. (Quarterfinals)
2016 NCAA Tournament (0-1)		
Date	Score	Site (Round)
March 15	[11] Wichita State 70, [11] Vanderbilt 50	Dayton, Ohio (First Four)
2017 NCAA Tournament (0-1)		
Date	Score	Site (Round)
March 16	[9] Northwestern 68, [8] Vanderbilt 66	Salt Lake City, Utah (First Round)



VANDERBILT COACHES

All-Time Head Coaching Records


Years	Head Coach	Yrs	W	L	Pct.
1901-02	W.D. Weatherford	2	7	4	.636
1903	Grinnell Jones	1	6	0	1.000
1904, 1909	E.J. Hamilton	2	17	5	.773
1907	J.N. Stone	1	6	1	.857
1908	W.L. Throop	1	6	10	.375
1910	R.B. McGehee	1	10	3	.769
1911-12	C.T. (Zeke) Martin	2	17	11	.607
1913	Oscar G. Nelson	1	3	4	.429
1914-17	G.T. Denton	4	30	20	.400
1918	Ralph Palmer	1	6	3	.667
1919-21	Ray Morrison	3	30	19	.612
1922-23	Wallace Wade	2	24	16	.600
1924-27, 1932-36	Josh Cody	9	98	100	.495
1928-29	Johnny (Red) Floyd	2	9	19	.321
1930-31, 1945-46	Gus Morrow	4	31	40	.443
1937-41	Jim Buford	5	48	49	.495
1941-43, 1947	Norm Cooper	3	24	25	.490
1944	Smokey Harper	1	12	3	.800
1948-58, 1960-61	Bob Polk	13	197	106	.650
1959, 1962-76	Roy Skinner	16	278	135	.673
1977-79	Wayne Dobbs	3	38	42	.475
1980-81	Richard Schmidt	2	28	27	.509
1982-89	C.M. Newton	8	129	115	.529
1990-93	Eddie Fogler	4	81	48	.628
1994-1999	Jan van Breda Kolff	6	104	81	.562
2000-2016	Kevin Stallings	17	322	220	.594
2016-present	Bryce Drew	2	31	36	.463
Totals		116	1602	1134	.586

All-Time Coaching Roster

Anglin, Kevin: 1994
 Arnold, Gib: 1999
 Ayers, Brian: 1997-98
 Bargatze, Ron: 1970-1978
 Barksdale, Randolph: 1979
 Bland, Bobby: 1967-69
 Bostic, Don: 1980-81
 Bostick, John: 1982-89
 Callahan, Rick: 1990-93
 Cason, David: 2011-14
 Cohen, Adam: 2014-16
 Cooper, Norman: 1947
 Couch, Roger: 1977
 Clayton, Dale: 1979-84
 Davis, Charles: 1995-96
 Diebler, Jake: 2016-present
 Dobbs, Wayne: 1977-79, 1971-76
 Dougherty, Neil: 1990-93
Drew, Bryce: 2016-present
 Elliott, Mark: 1988-92
 Estes, Ray: 1970-71
 Fiser, Warren: 1962
Fogler, Eddie: 1990-93
 Fowler, Lee: 1979
 Fox, Inman: 1958
 Frederick, Brad: 2001-13
 French, Jimmy: 1959
 Garr, Homer: 1967-69
 Gaudet, Pete: 1997-98
 Grace, Bob: 1966-67
 Heldman, Jack: 1955-57
 Hoover, Jay: 1978
 Hufnagel, Yanni: 2013-14
 Hyden, Johnny: 1947
 Jackson, Jeff: 2000-2006
 Jankovich, Tim: 2000-2002
 Jennings, Bill: 1958
 Jones, Derrick: 2014-16
 Keating, Kerry: 1995
 Kelley, George: 1953
 Knodel, Don: 1962-66
 Lebo, Jeff: 1993
 Ligon, Bill: 1977-78
 Lindsay, Bob: 1980-81
 Martin, Ed: 1986-89
 McClendon, Leroy: 1985
 Meyer, Jerry: 1999
 Miller, John Ed: 1966
 Monroe, Randy: 1994
 Muller, Dan: 2002-12
Newton, C.M.: 1982-89
 Peterson, Buzz: 1994-96
 Petrone, Mike: 1983-92
Polk, Bob: 1948-58, 1960-61
 Powell, Jr., Roger: 2016-present
 Rhodes, Mike: 1982
 Rice, King: 2007-11
 Richardson, Tom: 2004-16
 Rochelle, Al: 1960
 Russell, John: 1964-66, 1970
 Schmidt, Richard: 1980-81
 Scobey, David: 1950-54
 Shav, Casey: 2016-present
 Shurina, Steve: 1999-00
Skinner, Roy: 1959, 1962-76, 1958-61
 Southwood, Jerry: 1968-69
Stallings, Kevin: 2000-16
 Taylor, Clarence: 1961
van Breda Kolff, Jan: 1994-99
 Walker, Chris: 1997-99
 Walter, Al: 1982-87
 Head Coaches in **Bold**
 Roster since 1948



Bob Polk
1948-58, 1960-61
(197-106)



Roy Skinner
1959, 1962-76
(278-135)



C.M. Newton
1982-89
(129-115)



Eddie Fogler
1990-93
(81-48)



Jan Van Breda Kolff
1994-99
(104-81)



Kevin Stallings
2000-16
(322-220)



Bryce Drew
2016-present
(31-36)



NCAA BOXSCORES

Vanderbilt 83, DePaul (78) OT

Mideast Regional, Regional Semifinals

March 12, 1965 • Lexington, Ky.

Vanderbilt	FG	3FG	FT	R	F	Pts	A	T	B	S	M
Grace	4-9	-	33	4	5	7	-	-	-	-	-
Taylor	0-2	-	2-3	7	1	2	-	-	-	-	-
Lee	8-20	-	8-10	15	5	24	-	-	-	-	-
Thomas	7-10	-	44	6	0	18	-	-	-	-	-
Miller	5-13	-	6-10	1	1	16	-	-	-	-	-
Green	0-2	-	0-0	5	3	0	-	-	-	-	-
Gibbs	0-0	-	0-0	0	0	0	-	-	-	-	-
Calvert	6-8	-	0-1	4	3	12	-	-	-	-	-
Totals	30-64	-	23-31	42	18	83	-	-	-	-	-

DePaul	FG	3FG	FT	R	F	Pts	A	T	B	S	M
Palmer	10-18	-	8-11	19	5	28	-	-	-	-	-
Swanson	4-8	-	1-1	8	5	9	-	-	-	-	-
Mills	3-4	-	1-2	5	5	7	-	-	-	-	-
Murphy	9-25	-	3-4	7	2	21	-	-	-	-	-
Meyer	5-11	-	1-3	4	2	11	-	-	-	-	-
Flanagan	0-3	-	0-0	1	4	0	-	-	-	-	-
Birgells	1-3	-	0-0	2	1	2	-	-	-	-	-
Norris	0-3	-	0-0	1	0	0	-	-	-	-	-
Totals	32-75	-	14-21	47	24	78	-	-	-	-	-

Score by Periods	1st	2nd	OT	Total
Vanderbilt	39	37	7	83
DePaul	32	44	2	78

FG Percentage: VU 47, DU 43; FT Percentage: VU 74, DU 67

Tournament Seeds: None

Tournament Notes: 23-team field; Vanderbilt received a first-round bye.

Michigan 87, Vanderbilt 85

Mideast Regional, Regional Final

March 13, 1965 • Lexington, Ky.

Vanderbilt	FG	3FG	FT	R	F	Pts	A	T	B	S	M
Grace	2-4	-	3-5	12	4	7	-	-	-	-	-
Taylor	3-7	-	0-1	6	3	6	-	-	-	-	-
Lee	11-22	-	6-7	20	4	28	-	-	-	-	-
Thomas	9-18	-	3-3	3	5	21	-	-	-	-	-
Miller	8-16	-	1-2	3	0	17	-	-	-	-	-
Green	1-2	-	2-2	3	2	4	-	-	-	-	-
Gibbs	0-2	-	0-1	2	2	0	-	-	-	-	-
Calvert	1-2	-	0-0	0	3	2	-	-	-	-	-
Totals	35-73	-	15-21	49	23	85	-	-	-	-	-

Michigan	FG	3FG	FT	R	F	Pts	A	T	B	S	M
Tregoning	5-9	-	1-3	6	1	11	-	-	-	-	-
Darden	6-14	-	2-6	12	4	14	-	-	-	-	-
Buntin	11-25	-	4-7	14	5	26	-	-	-	-	-
Russell	9-19	-	8-10	8	2	26	-	-	-	-	-
Pomey	3-4	-	0-2	3	4	6	-	-	-	-	-
Myers	2-3	-	0-0	2	1	4	-	-	-	-	-
Dill	0-0	-	0-1	0	0	0	-	-	-	-	-
Totals	36-74	-	15-29	45	17	87	-	-	-	-	-

Score by Periods	1st	2nd	Total
Michigan	38	49	87
Vanderbilt	39	46	85

FG Percentage: VU 48, UM 49; FT Percentage: VU 71, UM 52

Tournament Seeds: None

Tournament Notes: 23-team field; Vanderbilt received a first-round bye.



NCAA TEAMS

2017 NCAA Tournament

The 2016-17 Vanderbilt Commodores

Front Row (L-R): Riley LaChance, Phillip McGloin, Luke Kornet, Nolan Cressler, Camron Justice

Back Row: Matthew Fisher-Davis, Joe Toye, Clevon Brown, Djery Baptiste, Jeff Roberson, Payton Willis, Larry Austin, Jr.



2016 NCAA Tournament

The 2015-16 Vanderbilt Commodores

Front Row (L-R): Cam Justice, Joe Toye, Carter Josephs, Josh Henderson, Nathan Watkins, Phillip McGloin, Samir Sehic

Back Row: Matthew Fisher-Davis, Jeff Roberson, Djery Baptiste, Damian Jones, Luke Kornet, Nolan Cressler, Wade Baldwin IV, Riley LaChance

2012 NCAA Tournament

The 2011-12 Vanderbilt Commodores

Front Row (L-R): Jordan Smart, Lance Goulbourne, Jeffery Taylor, Festus Ezeli, Steve Tchiengang, Aaron Noll, Brad Tinsley

Back Row: James Siakam, John Jenkins, Rod Odom, Josh Henderson, Shelby Moats, Kedren Johnson, Kyle Fuller, Dai-Jon Parker






NCAA TEAMS

2011 NCAA Tournament

The 2010-11 Vanderbilt Commodores
Front Row (L-R): Lance Goulbourne, Andre Walker, Chris Meriwether, Darshawn McClellan, Joe Duffy, Brad Tinsley, Jeffery Taylor.

Back Row (L-R): James Siakam, Jordan Smart, Rod Odom, Josh Henderson, Festus Ezeli, Steve Tchiengang, Aaron Noll, John Jenkins, Kyle Fuller



2010 NCAA Tournament

The 2009-10 Vanderbilt Commodores
Front Row (L-R): Lance Goulbourne, John Jenkins, Chris Meriwether, Jermaine Beal, Brad Tinsley, Jeffery Taylor, Elliott Cole. **Back Row (L-R):** Jordan Smart, Andre Walker, Joe Duffy, Festus Ezeli, A.J. Ogilvy, Steve Tchiengang, Darshawn McClellan, Aaron Noll.



2008 NCAA Tournament

The 2007-08 Vanderbilt Commodores
Front Row (L-R): King Rice, Brad Frederick, Alan Metcalfe, Alex Gordon, Shan Foster, Ross Neltner, Head coach Kevin Stallings, Tom Richardson, Dan Muller. **Back Row (L-R):** Manager Justin Murphy, manager Doug Browne, student trainer Chad Miles, trainer Shannon Gordon, Davis Nwankwo, Elliott Cole, Charles Hinkle, Darshawn McClellan, A.J. Ogilvy, Festus Ezeli, Joe Duffy, Jermaine Beal, George Drake, Keegan Bell, strength and conditioning coach Mark Davis, manager Julio Lupu, manager Alex Bard, manager Sam Ferry







NCAA TEAMS

2007 NCAA Tournament

The 2006-07 Vanderbilt Commodores

Front Row (L-R): King Rice, Brad Frederick, Head Coach Kevin Stallings, Derrick Byars, Ted Skuchas, Dan Cage, Tom Richardson, Dan Muller. **Back Row (L-R):** Student Manager Sam Ferry, Student Manager Alex Bard, Davis Nwankwo, Alex Gordon, Jermaine Beal, Shan Foster, Ross Neltner, Alan Metcalfe, Jejuan Brown, George Drake, Aubrey Hammond, Strength and Conditioning Coach Mark Davis, Athletic Trainer Mike Meyer, Student Manager Geoff Combs and Student Manager Julio Lupo.



2004 NCAA Tournament


The 2003-04 Vanderbilt Commodores

Front Row (L-R): Jeff Jackson, Brad Frederick, Head Coach Kevin Stallings, Russell Lakey, Matt Freije, Martin Schnedlitz, Scott Hundley, Tom Richardson, Dan Muller, and James Strong. **Back Row (L-R):** Student Manager Simon Lugge, Student Manager Martin Bahar, Student Manager Mike Streams, Student Manager Landon Gibbs, Mario Moore, LaBraun Andrews, Julian Terrell, Ted Skuchas, Dawid Przybyszewski, Corey Smith, Jason Holwerda, Dan Cage, Adam Payton, Academic Counselor Candice Storey, Strength and Conditioning Coach Mark Davis and Athletic Trainer Mike Meyer.

1997 NCAA Tournament

The 1996-97 Vanderbilt Commodores

Front Row (L-R): Head Coach Jan van Breda Kolff, Asst. Coach Chris Walker, Atiba Prater, Drew Maddux, Howard Pride, Pax Whitehead, Dan Langhi, Asst. Coach Brian Ayers, Strength Coach Todd Suttles. **Back Row:** Athletic Trainer Tom Bossung, Student Athletic Trainer Ben Kamp, Vince Ford, Charlie Bennett, Austin Bates, Gianni Cugini, Billy Di Spaltro, James Strong, Brian Williams, Student Manager Chris Hubbuch, Student Manager Carter Bohn.






NCAA TEAMS

1993 NCAA Tournament

The 1992-93 Vanderbilt Commodores

Front Row (L-R): Assistant Coach Rick Callahan, Assistant Coach Neil Dougherty, Aaron Beth, Dan Hall, Kevin Anglin, Bruce Elder, Chris Lawson, Billy McCaffrey, Head Coach Eddie Fogler, Assistant Coach Jeff Lebo.

Back Row: Student Manager Paul Nixon, Student Manager Kirk Sanders, Chad Sheron, Malik Evans, Chris Woods, Bryan Milburn, Ronnie McMahan, Frank Seckar, Athletic Trainer Paul Federici.




1991 NCAA Tournament

The 1990-91 Vanderbilt Commodores

Front Row (L-R): Assistant Coach Neil Dougherty, Assistant Coach Rick Callahan, Head Coach Eddie Fogler, Todd Millholland, Steve Grant, Scott Draud, Charles Mayes, Fred Benjamin, Assistant Coach Mark Elliott, Assistant Coach Mike Petrone, Athletic Trainer Paul Federici.

Back Row: Student Manager John Deahl, Aaron Beth, Matt Maloney, Morgan Wheat, Dan Hall, Rob Nunnery, John Amaechi, Bruce Elder, Kevin Anglin, Willy Daunic, Student Manager Jef Fowler.




1989 NCAA Tournament

The 1988-89 Vanderbilt Commodores

Front Row (L-R): Head Coach C.M. Newton, Assistant Coach John Bostick, Assistant Coach Ed Martin, Derrick Wilcox, Barry Goheen, Barry Booker, Robbie Graham, Scott Draud, Assistant Coach Mark Elliott, Assistant Coach Mike Petrone, Athletic Trainer Paul Federici.

Back Row: Student Manager Mike Carmody, Kevin Ogiby, Morgan Wheat, Steve Grant, Eric Reid, Todd Millholland, Fred Benjamin, Alberto Ballestra, Frank Kornet, Charles Mayes, James Amsler, Student Manager Sean Smith.






NCAA TEAMS

1988 NCAA Tournament

The 1987-88 Vanderbilt Commodores

Front Row (L-R): Front Row (L-R): Head Coach C.M. Newton, Derrick Wilcox, Scott Draud, Barry Booker, Robert Thoele, Chip Rupp, Barry Goheen, James Amsler, Scott Laughinghouse, Mike Collett, Asst. Coach John Bostick.

Back Row: Student Manager Abb Hayes, Assistant Coach Mark Elliot, Assistant Coach Ed Martin, Steve Grant, Eric Reid, Fred Behjamin, Will Perdue, Frank Kornet, Charles Mays, Athletic Trainer Tim Bream, Assistant Coach Mike Petrone, Student Manager Mike Carmody.



1974 NCAA Tournament

The 1973-74 Vanderbilt Commodores

Front Row (L-R): Bill Ligon, Bob Chess, Jeff Fosnes, Jan van Breda Kolff, Lee Fowler, Spence Young, Warren McSwain

Back Row: Joe Ford, Butch Feher, Neil DeCourcy, Mike Moore, John Norton, Terry Compton.




1965 NCAA Tournament

The 1964-65 Vanderbilt Commodores

Front Row (L-R): John Ed Miller, Head Coach Roy Skinner, Assistant Coach Don Knodel, Kenny Campbell.

Back Row: Athletic Trainer Joe Worden, Garner Petrie, Bob Grace, Ron Green, Wayne Calvert, Keith Thomas, Wayne Taylor, Kenny Gibbs, Clyde Lee, Student Manager John Tarpley.





SEC CHAMPIONSHIP TEAMS



The 2011-12 Vanderbilt Commodores (Tournament Champions)


Front Row (L-R): Jordan Smart, Lance Goulbourne, Jeffery Taylor, Festus Ezeli, Steve Tchiengang, Aaron Noll, Brad Tinsley

Back Row: James Siakam, John Jenkins, Rod Odom, Josh Henderson, Shelby Moats, Kedren Johnson, Kyle Fuller, Dai-Jon Parker

The 1992-93 Vanderbilt Commodores

Front Row (L-R): Assistant Coach Rick Callahan, Assistant Coach Neil Dougherty, Aaron Beth, Dan Hall, Kevin Anglin, Bruce Elder, Chris Lawson, Billy McCaffrey, Head Coach Eddie Fogler, Assistant Coach Jeff Lebo.

Back Row: Student Manager Paul Nixon, Student Manager Kirk Sanders, Chad Sheron, Malik Evans, Chris Woods, Bryan Milburn, Ronnie McMahan, Frank Seckar, Athletic Trainer Paul Federici.



The 1973-74 Vanderbilt Commodores


Front Row (L-R): Bill Ligon, Bob Chess, Jeff Fosnes, Jan van Breda Kolff, Lee Fowler, Spence Young, Warren McSwain

Back Row: Joe Ford, Butch Feher, Neil DeCourcy, Mike Moore, John Norton, Terry Compton.





SEC CHAMPIONSHIP TEAMS



The 1964-65 Vanderbilt Commodores

Front Row (L-R): John Ed Miller, Head Coach Roy Skinner, Assistant Coach Don Knodel, Kenny Campbell.
Back Row: Athletic Trainer Joe Worden, Garner Petrie, Bob Grace, Ron Green, Wayne Calvert, Keith Thomas, Wayne Taylor, Kenny Gibbs, Clyde Lee, Student Manager John Tarpley.

The 1950-51 Vanderbilt Commodores (Tournament Champions)

Front Row (L-R): Jack Heldman, Bob White, Assistant Coach David Scobey, Head Coach Bob Polk, James Clarke, Bob Dudley Smith, Athletic Trainer Joe Worden
Back Row (L-R): George McChesney, George Kelley, David Karkdokus, Albert Weiss, Bucky Herring, Gene Southwood, Manager Harold Lovell





NIT BOXSCORES

Memphis 81, Vanderbilt 68

Third Round
March 23, 2005 • Memphis, Tenn.

Vanderbilt	FG	3FG	FT	R	F	Pts	A	T	B	S	M
Carroll, f	2-5	1-1	0-0	1	2	5	1	1	0	2	18
Foster, f	9-17	6-11	1-1	3	2	25	0	0	0	0	36
Terrell, f	3-7	0-0	5-6	6	5	11	2	2	1	0	19
Moore, g	3-10	1-6	1-2	2	2	8	3	3	0	1	33
Smith, g	3-11	0-3	0-0	3	4	6	4	1	0	4	33
Gordon	1-5	0-2	0-0	2	0	2	1	0	0	1	7
Holwerda	1-2	0-1	2-2	2	4	4	2	2	0	0	19
Metcalfe	0-1	0-1	0-0	0	0	0	0	0	0	0	1
Przyby	2-5	1-3	0-1	4	1	5	1	2	0	0	17
Cage	0-0	0-0	0-0	2	0	2	1	1	0	0	8
Skuchas	1-1	0-0	0-2	3	2	1	0	1	0	0	9
TEAM				2							
Totals	25-64	9-28	9-14	27	25	68	16	12	2	8	

Memphis	FG	3FG	FT	R	F	Pts	A	T	B	S	M
Erwin, f	2-5	0-0	6-6	15	2	10	1	3	3	1	30
Barclay, f	1-2	0-0	0-0	8	1	2	1	1	0	0	25
Hunt, g	2-6	0-2	0-0	1	1	4	0	1	0	0	10
Rice, g	4-10	2-6	1-3	3	1	11	1	2	0	2	36
Wshngtn, g	5-8	1-1	12-13	3	3	23	7	5	0	3	35
Williams	1-4	0-0	0-0	4	2	2	1	2	0	0	22
Thiero	0-0	0-0	0-0	0	0	0	0	0	0	0	1
Carney	8-13	2-3	8-9	2	3	26	0	0	3	1	31
Njoya	0-0	0-0	0-0	0	0	0	0	0	0	0	1
Dorsey	1-1	0-0	1-2	3	4	3	0	2	2	1	9
TEAM				3							
Totals	24-49	5-12	28-33	40	17	81	11	16	8	8	

By Periods: 1 2 F
 Vanderbilt 29 39 68
 Memphis 36 45 81
 FG Percentage: VU 39.1, UM 49.0;
 3-Point FG Percentage: VU 32.1, UM 41.7;
 FT Percentage: VU 64.3, UM 84.8;
 Attendance: 9,770

2002 NIT

Vanderbilt 59, Houston 50

First Round
March 13, 2002 • Nashville, Tenn.

Houston	FG	3FG	FT	R	F	Pts	A	T	B	S	M
Truscott	5-15	0-2	3-5	12	0	13	2	2	0	0	38
Williams	2-7	1-3	0-0	11	4	5	0	2	1	1	25
Okafor	3-13	0-0	3-10	9	1	9	1	2	0	1	35
Smith	3-12	2-5	1-1	4	4	9	2	2	0	0	34
Oliver	3-8	0-3	2-2	2	4	8	1	1	0	0	35
McGuire	0-2	0-0	0-0	2	1	0	1	0	1	0	8
Shelton	2-3	2-3	0-0	4	2	6	1	2	0	0	25
TEAM				2							
Totals	18-60	5-16	9-18	46	16	50	8	11	2	2	200

By Periods: 1 2 F
 Houston 19 31 50
 Vanderbilt 23 36 59
 FG Percentage: VU 38.9, UH 30.0;
 3-Point FG Percentage: VU 34.8, UH 31.3;
 FT Percentage: VU 64.3, UH 50.0; Attendance: 3,439

Louisiana Tech 83, Vanderbilt 68

Second Round
March 15, 2002 • Ruston, La.

Vanderbilt	FG	3FG	FT	R	F	Pts	A	T	B	S	M
Freije	6-14	4-6	7-8	6	2	23	0	1	0	1	34
Coulibaly	0-1	0-0	0-0	0	0	0	0	0	0	0	3
Plavich	4-11	4-9	0-0	2	12	5	2	0	1	0	35
Moore	2-7	1-4	0-0	2	4	5	5	2	0	0	30
Smith	2-2	0-0	0-0	1	2	4	0	1	0	0	13
Thornton	1-1	0-0	1-2	0	4	3	0	0	0	0	10
Holwerda	0-1	0-0	0-1	0	0	0	1	0	0	0	4
Howard	2-7	1-5	0-0	2	1	5	0	0	0	0	9
Lakey	2-5	1-1	2-4	2	4	7	1	1	0	4	31
Przybyszewski	3-6	1-2	1-1	3	1	8	2	3	1	0	25
Hundley	0-1	0-1	1-2	3	2	1	1	1	0	0	5
Schnedlitz	0-0	0-0	0-0	0	0	0	0	0	0	0	1
TEAM				5							
Totals	22-56	12-28	12-18	24	22	68	15	11	1	6	200

By Periods: 1 2 F
 Vanderbilt 34 34 68
 Louisiana Tech 41 42 83
 FG Percentage: VU 39.3, LT 58.8;
 3-Point FG Percentage: VU 42.9,
 LT 42.9; FT Percentage: VU 66.7, LT 70.8; Attendance: 3,860

2000 NIT

Wake Forest 83, Vanderbilt 68

First Round
March 14, 2000 • Nashville, Tenn.

Wake Forest	FG	3FG	FT	R	F	Pts	A	T	B	S	M
Howard	7-13	2-6	1-3	5	1	17	1	1	3	1	29
Songaila	4-7	0-0	3-3	3	4	11	1	2	1	1	14
Vidaurreta	3-6	0-0	0-1	9	5	6	0	3	1	3	29
O'Kelley	2-10	0-7	0-0	1	1	4	4	0	1	1	29
Murray	1-2	0-0	0-0	2	1	2	3	2	0	0	23
Hicks	2-3	1-2	1-2	2	2	6	3	1	0	1	10
Fitzpatrick	0-0	0-0	0-0	0	0	0	0	0	0	0	1
Fuller	0-0	0-0	0-0	0	0	0	0	0	0	0	1
Scott	6-7	0-0	0-0	1	4	12	0	0	2	0	13
Dawson	7-11	4-7	1-1	7	1	19	4	1	0	0	27
Shoemaker	3-4	0-0	0-0	8	3	6	3	2	0	0	24
TEAM				1							
Totals	35-63	7-22	6-10	39	22	83	19	12	7	7	200

By Periods: 1 2 F
 Wake Forest 39 44 83
 Vanderbilt 31 37 68
 FG Percentage: WFU 55.6, VU 39.3;
 3FG Percentage: WFU 31.8,
 VU 35.3; FT Percentage: WFU 60.0, VU 66.7; Attendance: 3,965

1998 NIT

Vanderbilt 73, St. Bonaventure 61

First Round
March 11, 1998 • Nashville, Tenn.

St. Bonaventure	FG	3FG	FT	R	F	Pts	A	T	B	S	M
Singleton	2-6	2-5	3-3	3	4	9	3	4	1	2	32
Durham	1-4	0-0	0-0	3	3	2	1	0	0	4	23
Cyrus	2-4	0-0	2-2	5	4	6	0	3	1	0	35
Palmer	6-14	0-3	3-6	5	5	15	2	3	0	0	33
Winn	4-10	1-7	1-2	2	5	10	3	2	0	1	36
Capers	6-9	2-4	2-2	3	1	16	0	3	0	1	18
King	0-1	0-1	1-2	1	0	1	0	0	0	0	1
Van Paassen	1-2	0-0	0-0	1	3	2	0	2	0	0	12
Lumsdon	0-0	0-0	0-0	2	1	0	1	0	0	0	10
TEAM				2	1						
Totals	22-50	5-20	12-17	27	27	61	10	17	2	8	200

By Periods: 1 2 F
 SBU 25 36 61
 Vanderbilt 26 47 73
 FG Percentage: VU 44, SB 45; 3FG Percentage: VU 25, SB 21;
 FT Percentage: VU 71, SB 79 Attendance: 2,311

Vanderbilt 72, Wake Forest 68

Second Round
March 17, 1998 • Winston-Salem, N.C.

Vanderbilt	FG	3FG	FT	R	F	Pts	A	T	B	S	M
Ford	1-5	0-1	0-0	5	1	2	3	0	1	1	34
LaPointe	2-3	0-1	2-4	0	4	6	0	0	0	0	16
Bates	5-12	0-0	1-3	9	4	11	1	1	0	0	30
Strong	3-6	0-1	5-6	3	0	11	3	1	0	1	35
Maddux	5-13	2-5	5-5	3	2	17	3	3	0	0	40
A. Williams	2-5	0-0	2-3	6	1	6	0	0	0	0	15
Langhi	6-10	2-4	5-5	9	2	19	1	3	1	0	30
TEAM				4		1					
Totals	24-54	4-12	20-26	39	14	72	11	9	2	2	200

By Periods: 1 2 F
 Vanderbilt 35 37 72
 Wake Forest 34 34 68
 FG Percentage: VU 44, WF 44; 3FG Percentage: VU 33, WF 35;
 FT Percentage: VU 77, WF 55; Attendance: 8,713



NIT BOXSCORES

Wake Forest 75, Vanderbilt 68

Second Round

March 21, 1983 • Nashville, Tenn.

Wake Forest	FG	3FG	FT	R	F	Pts	A	T	B	S	M
Toms	1-3	-	0-2	1	1	2	0	2	0	0	12
Rogers	1-3	-	2-2	5	5	4	0	1	0	0	26
Teachey	7-13	-	1-2	10	3	15	3	0	1	0	40
Rudd	6-12	-	9-11	2	0	21	1	2	0	0	37
Young	6-12	-	6-6	2	2	18	3	1	0	2	39
Davis	0-1	-	0-0	0	1	0	0	0	0	0	1
Green	4-8	-	4-4	6	1	12	0	2	0	0	23
Kepley	0-0	-	0-0	0	0	0	0	0	0	0	3
Garber	1-3	-	1-2	5	2	3	0	2	0	0	19
Totals	26-55	-	23-29	37	15	75	7	11	1	2	200

Vanderbilt	FG	3FG	FT	R	F	Pts	A	T	B	S	M
Turner	4-10	-	1-2	3	5	9	1	0	0	1	23
Williams	6-14	-	2-2	5	2	14	2	2	1	0	31
Young	7-19	-	5-5	9	3	19	1	2	0	1	38
McKinney	2-5	-	0-0	7	5	4	3	2	0	1	32
Cox	3-13	-	0-2	3	5	6	1	1	0	0	30
Weikert	0-0	-	0-0	0	1	0	0	0	0	0	1
Lenz	0-0	-	0-0	0	0	0	0	0	0	0	1
Westbrooks	4-5	-	0-0	5	1	8	1	0	0	0	15
Dulaney	3-8	-	0-0	1	0	6	0	1	0	1	16
DuPont	1-1	-	0-0	0	0	2	0	0	0	0	1
Burrow	0-2	-	0-0	3	1	0	0	0	0	0	12
Totals	30-77	-	8-11	37	23	68	9	8	1	4	200

By Periods	1	2	F
Wake Forest	25	50	75
Vanderbilt	32	36	68

FG Percentage: WF 47, VU 39;
FT Percentage: WF 79, VU 73; Attendance: 13,147




NIT TEAMS

2015 National Invitation Tournament




The 2014-15 Vanderbilt Commodores Front Row (L-R): Nathan Watkins, James Siakam, Josh Henderson, Shelby Moats, Carter Josephs. **Back Row:** Riley LaChance, Jeff Roberson, Matthew Fisher-Davis, Luke Kornet, Damian Jones, Nolan Cressler, Wade Baldwin IV, Shelton Mitchell

2006 National Invitation Tournament




The 2005-06 Vanderbilt Commodores Front Row (L-R): Jeff Jackson, Brad Frederick, Head Coach Kevin Stallings, Julian Terrell, Mario Moore, Dan Muller, Tom Richardson, and James Strong. **Back Row:** Student Manager Alex Bard, Student Manager Geoff Combs, Student Manager Martin Bahar, Alex Gordon, Aubrey Hammond, George Drake, DeMarre Carroll, Ross Nellner, Alan Metcalfe, Ted Skuchas, Davis Nwankwo, Kyle Madsen, Derrick Byars, Shan Foster, Dan Cage, Strength and Conditioning Coach Mark Davis, and Athletic Trainer Mike Meyer.

2005 National Invitation Tournament




The 2004-05 Vanderbilt Commodores Front Row (L-R): Jeff Jackson, Tom Richardson, Brad Frederick, Corey Smith, Dawid Przybyszewski, Jason Holwerda, Head Coach Kevin Stallings, Dan Muller and James Strong. **Back Row:** Student Manager Simon Lugge, Student Manager Martin Bahar, Mario Moore, Dan Cage, LaBraun Andrews, Davis Nwankwo, Alan Metcalfe, Ted Skuchas, Julian Terrell, DeMarre Carroll, Derrick Byars, Shan Foster, Alex Gordon, Athletic Trainer Mike Meyer and Strength and Conditioning Coach Mark Davis

2002 National Invitation Tournament




The 2001-02 Vanderbilt Commodores Front Row (L-R): Associate Head Coach Tim Jankovich, Assistant Coach Brad Frederick, Head Coach Kevin Stallings, Chuck Moore, Darius Coulibaly, Sam Howard, Assistant Coach Jeff Jackson, Director of Basketball Operations James Strong, Administrative Assistant Dan Muller. **Back Row:** Student Manager Simon Lugge, Student Manager Ian Andreasen, Matt Carter, Brendan Plavich, Jason Holwerda, Brian Thornton, Matt Freije, David Przybyszewski, Martin Schnedlitz, Corey Smith, Scott Hundley, Russell Lakey, Student Manager Landon Gibbs, Athletic Trainer Rod Newman, Student Manager Dave Seecharan.

2000 National Invitation Tournament



The 1999-2000 Vanderbilt Commodores Front Row (L-R): Administrative Assistant, Mike Miller, Assistant Coach Steve Shurina, Head Coach Kevin Stallings, Atiba Prater, Dan Langhi, James Strong, Assistant Coach Jeff Jackson, Associate Head Coach Tim Jankovich, Director of Basketball Operations Brad Frederick. **Back Row:** Student Manager Donato Ramos, Student Manager Jimmy Armistead, Rick Jones, Matt Carter, Sam Howard, Sam Lekwaawa, Darius Coulibaly, Greg LaPointe, Anthony Williams, Chuck Moore, Student Manager Max Butler, Student Athletic Trainer Rob Trimble, Athletic Trainer Rod Newman.

1998 National Invitation Tournament




The 1997-98 Vanderbilt Commodores Front Row (L-R): Assistant Coach Pete Gaudet, Assistant Coach Chris Walker, Sam Howard, Atiba Prater, Austin Bates, Drew Maddux, Billy DiSpaltro, Vince Ford, James Strong, Assistant Coach Brian Ayers, Administrative Assistant Reid Martinka. **Back Row:** Student Manager Chris Hubbuch, Student Manager Patrick Whitlock, Michael LeBlanc, Gianni Cugini, Darius Coulibaly, Head Coach Jan van Breda Kolff, Dan Langhi, Greg LaPointe, Anthony Williams, Brian Williams, Student Athletic Trainer Peter Fischer, Strength Coach Todd Suttles.




NIT TEAMS

1996 National Invitation Tournament



The 1995-96 Vanderbilt Commodores Front Row (L-R): Assistant Head Coach Buzz Peterson, Drew Maddux, Pax Whitehead, Malik Evans, Frank Seckar, Chad Sheron, Howard Price, Vince Ford, Assistant Coach Charles Davis. **Back Row:** Student Athletic Trainer Ryan Cobb, Athletic Trainer Tom Bossung, Gianni Cugini, Austin Bates, J.J. Lucas, Head Coach Jan van Breda Kolff, Billy Di Spalro, Markese Watkins, Student Manager Jeffery Wood, Student Manager Kevin Simmons.


1994 National Invitation Tournament



NIT RUNNER-UP


The 1993-94 Vanderbilt Commodores Front Row (L-R): Assistant Head Coach Buzz Peterson, Assistant Coach Kevin Anglin, Chris Woods, Dan Hall, Aaron Beth, Bill McCaffery, Chris Lawson, Ronnie McMahan, Bryan Milbrun, Head Coach Jan van Breda Kolff, Assistant Coach Randy Monroe. **Back Row:** Athletic Trainer Paul Federici, Student Athletic Trainer Galen Horton, Pax Whitehead, Howard Pride, Chad Sheron, Austin Bates, Malik Evans, Frank Seckar, Student Manger Kirk Sanders, Student Manager Paul Hopkins.

1992 National Invitation Tournament



The 1991-92 Vanderbilt Commodores Front Row (L-R): Assistant Coach Neil Dougherty, Assistant Coach Rick Callahan, Head Coach Eddie Fogler, Kevin Anglin, Todd Milholland, Bruce Elder, Willy Daunic, Assistant Coach Mark Elliott, Assistant Coach Mike Petrone, Athletic Trainer Paul Federici. **Back Row:** Student Manager Paul Nixon, Aaron Beth, Bill McCaffery, Malik Evans, Chris Lawson, Rob Nunnery, Chris Woods, Dan Hall, Bryan Milburn, Ronnie McMahan, Student Manager Jeff Fowler.


1990 National Invitation Tournament



NIT CHAMPIONS


The 1989-90 Vanderbilt Commodores (Front Row L-R): Head Coach Eddie Fogler, Assistant Coach Rick Callahan, Assistant Coach Neil Dougherty, Steve Grant, Alberto Ballestra, Derrick Wilcox, Eric Reid, Charles Mayes, Assistant Coach Mark Elliott, Assistant Coach Mike Petrone, Athletic Trainer Paul Federici. **Back Row:** Student Manager John Deahl, Scott Draud, Robbie Graham, Kevin Anglin, Dan Hall, Fred Benjamin, Todd Milholland, Morgan Wheat, Bruce Elder, Willy Daunic, Student Manager Sean Smith.

1987 National Invitation Tournament



The 1986-87 Vanderbilt Commodores Front Row (L-R): Head Coach C.M. Newton, Assistant Coach John Bostick, Sydney Grider, Barry Goheen, Glen Clem, Barry Booker, Scott Draud, Derrick Wilcox, Assistant Coach Al Walters, Assistant Coach Ed Martin. **Back Row:** Assistant Coach Mike Petrone, Athletic Trainer Tim Bream, Bud Adams, Chip Rupp, Eric Reid, Frank Kornet, Will Perdue, Steve Reece, Randy Neff, Bobby Westbrooks, Student Manager Mike Carmody, Student Manager Ian Mahoon.

1983 National Invitation Tournament



The 1982-83 Vanderbilt Commodores Front Row (L-R): Head Coach C.M. Newton, Phil Cox, Darrell Dulaney, Jimmy Lenz, Jeff Gary, Al McKinney, Michael Dupont, Doug Weikert, Assistant Coach John Bostick, Assistant Coach Dale Clayton. **Back Row (L-R):** Athletic Trainer Joe Worden, Assistant Coach Al Walter, Andrew Adair, James Williams, Ted Young, Brett Burrow, Jeff Turner, Jeff Pflieger, Bobby Westbrooks, Student Manager Todd Bery, Student Manager James Parker, Student Manager Rick Plotkin.



HONORS AND AWARDS

All-Americans

Year	Name	Position
2011	John Jenkins	Guard
HM-AP, 3-RV, 5-FOX		
2008	Shan Foster	Guard/Forward
1-BT, SC, RV; 2-AP, BW, SN, CH; 3-BC; HM-ES		
2007	Derrick Byars	Guard/Forward
2-RV; HM-AP		
2004	Matt Freije	Forward
1-SC; 3-BC, SN; HM-AP, SI		
2000	Dan Langhi	Forward
3-BT		
1993	Billy McCaffrey	Guard
1-WA; 2-BW, SN, BT; 3-AP, BC, UPI		
1988	Will Perdue	Center
1-AI; 3-AP, BC, BT, Wk		
1974	Jan van Breda Kolff	Guard
2-CV; 4-BC		
1969	Tom Hagan	Guard
HM-UPI		
1966	Clyde Lee	Center
1-AP, BC, BW, UPI, Cv, NE; X-Hlm		
1965	Clyde Lee	Center
1-BW, CV; 2-AP, UPI; X-Hlm		
1950	Billy Joe Adcock	Forward
2-PG; 2-Hlm, SN		

Note: 1=first team, 2=second team, 3=third team, 4=fourth team, 5=fifth team, HM=honorable mention

Key: AI - The World Almanac; AP - Associated Press; BC - National Association of Basketball Coaches; BT - Basketball Times; BW - U.S. Basketball Writers Association; CV - Converse Yearbook; ES - ESPN.com; FOX - FoxSports.com; HLM - Helms Foundation; NE - Newspaper Enterprises Assn.; PG - Police Gazette; RV - Rivals.com; SC - Senior CLASS Award; SI - Sports Illustrated or SI.com; SN - The Sporting News; UPI - United Press International; WA - John R. Wooden Award; Wk - Basketball Weekly

Postseason Honors

NCAA ALL-TOURNAMENT

Year	Name	Position
1974	Jeff Fosnes	Forward
1965	Clyde Lee	Center
1965	Keith Thomas	Guard

NIT ALL-TOURNAMENT

Year	Name	Position
1994	Frank Seckar	Guard
1990	Scott Draud (MVP)	Guard

SEC ALL-TOURNAMENT FIRST TEAM

Year	Name	Position
2017	Riley LaChance	Guard
2012	John Jenkins (MVP)	Guard
2012	Lance Goulbourne	Forward
1989	Barry Booker	Forward/Guard
1981	Al Miller	Guard

1951	Dave Kardokus	Forward
1941	Pinky Lipscomb	Forward
1939	Pinky Lipscomb	Forward

SEC ALL-TOURNAMENT 2ND TEAM

Year	Name	Position
1952	Dave Kardokus	Forward
1951	Bob Dudley Smith	Guard
1951	Al Weiss	Center
1950	Billy Joe Adcock	Forward
1949	Billy Joe Adcock	Forward
1948	Billy Joe Adcock	Forward
1940	Ross Hanna	Forward
1939	Joe Little	Guard
1936	Dick Plasman	Center
1934	Willie Geny	Forward

SEC Honors

Key: (C) Coaches Selection; (AP) Associated Press

SEC PLAYER OF THE YEAR

Year	Name	Selection
2008	Shan Foster, G/F	AP, C
2007	Derrick Byars, G/F	C
2000	Dan Langhi, F	AP, C
1993	Billy McCaffrey, G	C
1988	Will Perdue, C	C
1974	Jan van Breda Kolff, G	C
1966	Clyde Lee, C	C
1965	Clyde Lee, C	C

SEC FRESHMAN OF THE YEAR

Year	Name	Selection
1978	Mike Rhodes, F	C

SEC ALL-FRESHMAN

Year	Name	Selection
2015	Wade Baldwin IV, G	C
2015	Riley LaChance, G	C
2014	Damian Jones, C	C
2010	John Jenkins, G	C
2009	Jeffery Taylor, G-F	C
2008	A.J. Ogilvy, C	C
2005	Shan Foster, G-F	C
2002	Brian Thornton, F	C
2001	Matt Freije, F	C
1998	Greg LaPointe, F	C
1995	Drew Maddux, G	C
1992	Ronnie McMahan, G	C
1987	Scott Draud, G	C

ALL-SEC FIRST TEAM

Year	Name	Selection
2017	Luke Kornet, C	C
2016	Damian Jones, C	C
2015	Damian Jones, C	C
2012	John Jenkins, G	AP, C
2012	Jeffery Taylor, F	C
2011	John Jenkins, G	AP, C
2010	Jermaine Beal, G	C
2008	Shan Foster, G/F	AP, C
2007	Derrick Byars, G/F	AP, C
2006	Shan Foster, G/F	C
2004	Matt Freije, F	AP, C
2000	Dan Langhi, F	AP, C
1998	Drew Maddux, G	AP, C
1994	Billy McCaffrey, G	AP, C
1993	Billy McCaffrey, G	AP, C
1991	Scott Draud, G	C
1989	Barry Goheen, G	C
1989	Frank Kornet, C	C
1988	Will Perdue, C	UPI, AP, C
1987	Will Perdue, C	AP, C
1985	Phil Cox, G	AP, C
1984	Jeff Turner, F	AP, C
1983	Phil Cox, G	C
1982	Willie Jones, C	C
1980	Mike Rhodes, F	C
1979	Charles Davis, F	C
1976	Jeff Fosnes, F	C
1975	Jeff Fosnes, F	C
1974	Terry Compton, G	UPI, C
1974	Jan van Breda Kolff, G	UPI, AP, C
1973	Terry Compton, G	C
1971	Thorpe Weber, F	C
1970	Perry Wallace, F	C
1969	Tom Hagan, G	UPI, AP, C
1968	Tom Hagan, G	UPI, AP, C
1968	Bob Warren, F	C
1967	Bo Wyenandt, F	C
1967	Tom Hagan, G	AP, C
1966	Clyde Lee, C	UPI, AP, C
1966	Keith Thomas, G	AP, C
1965	Bob Grace, F	C
1965	Clyde Lee, C	UPI, AP, C
1965	John Ed Miller, G	UPI, C
1964	Clyde Lee, C	AP, C
1964	John Ed Miller, G	C
1963	John Russell, G	C
1962	John Russell, G	C
1961	Bill Depp, C	AP, C
1960	Bill Depp, C	C
1959	Jim Henry, G	AP, C
1958	Jim Henry, G	C
1957	Al Rochelle, G	AP
1956	Al Rochelle, G	C
1954	Dan Finch, G	AP
1951	Dave Kardokus, F	AP
1950	Billy Joe Adcock, F	AP
1948	Billy Joe Adcock, F	C



HONORS AND AWARDS

ALL-SEC SECOND TEAM

Year	Name	Selection
2018	Jeff Roberson, F	C
2016	Wade Baldwin IV, G	C
2016	Damian Jones, C	AP
2015	Damian Jones, C	AP
2014	Rod Odom, F	C
2012	Jeffery Taylor, F	AP
2011	Festus Ezeli, C	C
2011	Jeffery Taylor, F	C
2010	Jermaine Beal, G	AP
2010	A.J. Ogilvy, C	C
2010	Jeffery Taylor, F	C
2009	A.J. Ogilvy, C	C
2008	A.J. Ogilvy, C	C
2007	Shan Foster, G-F	C
2005	Corey Smith, G-F	C
2003	Matt Freije, F	C
1999	Dan Langhi, F	C, AP
1997	Pax Whitehead, F	C, AP
1996	Frank Seckar, G	C, AP
1995	Ronnie McMahan, G-F	C, AP
1993	Kevin Anglin, F	C
1993	Bruce Elder, F	C
1989	Barry Goheen, G	AP, UPI
1989	Frank Kornet, C	AP, UPI
1987	Will Perdue, C	AP
1985	Phil Cox, G	UPI
1984	Jeff Turner, F	UPI
1983	Phil Cox, G	AP, UPI
1980	Mike Rhodes, F	UPI
1979	Charles Davis, F	UPI, AP
1979	Tommy Springer, G	AP
1976	Jeff Fosnes, F	UPI, AP
1975	Jeff Fosnes, F	UPI, AP
1974	Terry Compton, G	AP
1974	Jeff Fosnes, F	AP
1973	Terry Compton, G	UPI
1971	Thorpe Weber, F	UPI, AP
1970	Perry Wallace, F	UPI, AP
1968	Bo Wyenandt, F	UPI
1967	Tom Hagan, G	UPI
1967	Jerry Southwood, G	UPI
1967	Bo Wyenandt, F	AP
1966	Keith Thomas, G	UPI
1965	Bob Grace, F	AP
1965	John Ed Miller, G	AP
1964	John Ed Miller, G	AP
1963	John Russell, G	AP
1962	John Russell, G	AP
1958	Jim Henry, G	AP
1957	Bobby Thym, G	AP
1956	Al Rochelle, G	AP
1956	Clarence Taylor, G	AP
1953	Dan Finch, G	AP
1952	Dave Kardokus, F	AP
1951	Bob Dudley Smith, F/G	C
1951	Al Weiss, C	C
1949	Billy Joe Adcock, F	AP

ALL-SEC THIRD TEAM

Year	Name	Selection
2003	Matt Freije, F	AP
2002	Matt Freije, F	C
2000	Atiba Prater, G	AP
1995	Frank Seckar, G	C
1994	Ronnie McMahan, G	AP, C
1993	Kevin Anglin, F	AP
1993	Bruce Elder, F	AP
1991	Kevin Anglin, G	AP
1991	Scott Draud, G	UPI, AP
1990	Scott Draud, G	UPI
1988	Barry Goheen, G	UPI, AP
1986	Brett Burrow, C	UPI
1984	Phil Cox, G	UPI, AP
1981	Charles Davis, F	UPI
1980	Mike Rhodes, F	AP
1979	Mike Rhodes, F	UPI
1979	Tommy Springer, G	UPI
1978	Charles Davis, F	UPI
1978	Mike Rhodes, F	UPI, AP
1976	Butch Feher, G	UPI, AP
1974	Jeff Fosnes, F	UPI
1973	Steve Turner, C	AP
1972	Terry Compton, G	UPI
1971	Rod Freeman, F	AP
1971	Rudy Thacker, G	UPI
1970	Thorpe Weber, F	UPI, AP
1968	Bob Warren, F	UPI, AP
1968	Bo Wyenandt, F	AP
1967	Kenny Gibbs, F	AP
1967	Jerry Southwood, G	AP
1967	Bob Warren, F	UPI, AP
1967	Bo Wyenandt, F	UPI
1965	Bob Grace, F	UPI
1961	Don Ringstaff, F	AP
1960	Ben Rowan, F	AP
1956	Bobby Thym, F	AP
1955	Al Rochelle, G	AP

ALL-SEC HONORABLE MENTION

Year	Name	Selection
2014	Rod Odom, F	AP
2011	Festus Ezeli, C	AP
2011	Jeffery Taylor, F	AP
2010	A.J. Ogilvy, C	AP
2010	Jeffery Taylor, F	AP
2009	A.J. Ogilvy, C	AP
2008	A.J. Ogilvy, C	AP
2007	Shan Foster, G/F	AP

SEC SIXTH MAN OF THE YEAR

Year	Name	Selection
2010	John Jenkins, G	C
2004	Scott Hundley, G	C

ALL-SEC DEFENSIVE TEAM

Year	Name	Selection
2017	Luke Kornet	C
2016	Luke Kornet	C
2015	Damian Jones	C
2012	Jeffery Taylor	C
2011	Jeffery Taylor	C
2010	Jeffery Taylor	C

Coaches Awards

NATIONAL COACH OF THE YEAR

Year	Name	Selection
1993	Eddie Fogler	AP, UPI, CBS, USBWA, Scripps-Howard, Sports Illustrated, Sporting News, Basketball Weekly

SEC COACH OF THE YEAR

Year	Name	Selection
2010	Kevin Stallings	C
2007	Kevin Stallings	C
1993	Eddie Fogler	AP, C
1989	C.M. Newton	AP
1988	C.M. Newton	AP, UPI
1979	Wayne Dobbs	UPI
1976	Roy Skinner	UPI
1974	Roy Skinner	AP, UPI
1967	Roy Skinner	AP, UPI
1965	Roy Skinner	AP, UPI

VANDERBILT HALL OF FAME

Yr Inducted	Player	Yrs
2008	Clyde Lee	1964-66
2008	Perry Wallace	1968-70
2009	Roy Skinner (Coach)	1959, 1962-76
2009	Charles Davis	1977-81
2010	Shan Foster	2006-09
2010	Ed Martin (Coach)	1985-89
2011	Will Perdue	1984-88
2013	Billy Joe Adcock	1948-50
2013	Pinky Lipscomb	1939-41
2017	Matt Freije	2001-04



HONORS AND AWARDS

USA BASKETBALL

Year	Name	Team
2011	John Jenkins	World University Games (China)
2007	Shan Foster	Pan Am Games (Brazil)
1984	Jeff Turner	Olympics (Los Angeles)
1982	Jeff Turner	World Championships (Columbia)
1979	Tommy Springer	World University Games (Mexico)

ACADEMIC AWARDS

FIRST TEAM ACADEMIC ALL-AMERICAN

Year	Name
1993	Bruce Elder*
1976	Jeff Fosnes
1975	Jeff Fosnes

*All-American of the Year

SECOND TEAM ACADEMIC ALL-AMERICAN

Year	Name
2017	Luke Kornet
1996	Frank Seckar
1992	Bruce Elder
1991	Steve Grant

SEC SCHOLAR ATHLETE OF THE YEAR

Year	Name	Selection
2017	Luke Kornet, C	C

ACADEMIC ALL-SEC

Year	Name
2018	Riley LaChance
2017	Nolan Cressler, Luke Kornet, Jeff Roberson
2016	Josh Henderson, Damian Jones, Carter Josephs, Luke Kornet, Phil McGloin, Nathan Watkins
2015	Josh Henderson, Damian Jones, Carter Josephs, Luke Kornet, Shelby Moats, James Siakam, Nathan Watkins
2014	Josh Henderson, Carter Josephs, Shelby Moats, Rod Odom, Nathan Watkins
2013	Shelby Moats
2012	Festus Ezeli, Josh Henderson, Aaron Noll, Jordan Smart
2011	Joe Duffy, Chris Meriwether, Aaron Noll, Jordan Smart
2010	Elliott Cole, Joe Duffy, Chris Meriwether, Jordan Smart
2009	Elliott Cole, Joe Duffy, Andre Walker
2008	Ross Neltner, Davis Nwankwo, Elliott Cole
2007	Dan Cage, Ross Neltner, Ted Skuchas
2006	Dan Cage
2005	Dan Cage, Jason Holwerda,

2004	Dawid Przybyszewski, Ted Skuchas Jason Holwerda, Russell Lakey, Dawid Przybyszewski, Martin Schnedlitz
2003	Matt Carter, Russell Lakey, Martin Schnedlitz
2002	Matt Carter, Greg LaPointe
2001	Matt Carter, Sam Howard
2000	Darius Coulibaly, Atiba Prater, James Strong, Sam Howard
1999	Vince Ford
1998	Billy Di Spaltro, Drew Maddux
1997	Howard Pride
1996	Frank Seckar, Chad Sheron
1995	Bryan Milburn, Frank Seckar, Chad Sheron, Pax Whitehead
1994	Bryan Milburn, Frank Seckar, Chad Sheron
1993	Kevin Anglin, Bruce Elder, Bryan Milburn
1992	Kevin Anglin, Bruce Elder
1991	Kevin Anglin, Scott Draud, Bruce Elder, Steve Grant, Charles Mayes
1990	Alberto Ballestra, Scott Draud, Steve Grant, Charles Mayes
1989	James Amsler, Barry Goheen, Steve Grant, Charles Mayes
1988	Barry Booker, Barry Goheen
1987	Barry Goheen, Steve Reece
1986	Steve Reece
1985	Phil Cox, Steve Reece
1984	Phil Cox, Al McKinney, Jeff Turner
1983	Phil Cox, Al McKinney, Jeff Turner, Doug Weikert
1980	Pat Berwanger
1979	Tom Shultz
1978	Tom Shultz
1977	Tom Shultz
1976	Jeff Fosnes, Mike Moore
1975	Jeff Fosnes
1974	Bob Chess, Terry Compton, Jeff Fosnes
1973	Ray Maddux
1972	Ray Maddux
1971	Van Oliver
1970	Ralph Mayes
1969	Ralph Mayes
1968	Gene Lockyear
1967	Gene Lockyear
1966	Ron Knox, Gene Lockyear
1963	Bob Scott

1ST-YEAR SEC ACADEMIC HONOR ROLL

Year	Name
2017	Larry Austin, Jr.
2016	Samir Sehic, Joe Toye
2015	Nolan Cressler
2015	Phillip McGloin
2015	Jeff Roberson
2014	Luke Kornet

2013	Alex Gendelman
2012	Shelby Moats
2009	Aaron Noll
2009	Jordan Smart
2008	Elliott Cole
2003	Ted Skuchas

Leadership & Sportsmanship

ROY SKINNER AWARD

(Presented by the Kiwanis Club to the player who exhibited excellence in leadership, perseverance and performance during his career)

Year	Name
2006	Julian Terrell
2005	Jason Holwerda
2004	Matt Freije
2003	Matt Carter
2002	Darius Coulibaly, Sam Howard
2001	Greg LaPointe, Anthony Williams
2000	Dan Langhi
1999	Vince Ford
1998	Austin Bates, Billy Di Spaltro, Drew Maddux
1997	Howard Pride
1996	Frank Seckar
1995	Ronnie McMahan
1994	Billy McCaffrey
1993	Kevin Anglin, Bruce Elder
1992	Todd Milholland
1991	Charles Mayes, Steve Grant, Scott Draud
1990	Derrick Wilcox

CIVITAN SPORTSMANSHIP AWARD

Year	Name
2003	Matt Freije
1997	Drew Maddux
1994	Dan Hall
1993	Kevin Anglin
1992	Todd Milholland
1991	Charles Mayes
1990	Derrick Wilcox
1989	James Amsler
1988	Barry Booker
1987	Steve Reece
1986	Jeff Gary
1985	Phil Cox
1984	Jimmy Lenz
1983	James Williams
1982	Doug Weikert
1981	Brian Allsmiller
1980	Mark Elliott
1979	Mark Elliott
1977	Tim Thompson
1976	Joe Ford
1975	Bob Chess
1974	Lee Fowler
1973	Terry Compton



HONORS AND AWARDS

1972	Tom Arnholt
1970	Perry Wallace
1969	Tom Hagan
1968	Bob Warren
1967	Bob Warren
1966	Keith Thomas
1965	Clyde Lee
1964	Clyde Lee
1963	Jerry Hall
1962	Bobby Bland
1961	Larry Banks
1960	Jim Henry, Ben Rowan

SEC SPORTSMANSHIP

AWARD

(Presented by the Tennessee Club.
Based on vote by league players)

Year	Name
1970	Perry Wallace
1968	Bob Warren
1966	Clyde Lee
1965	John Ed Miller

SEC FRESHMAN OF THE WEEK

Year	Name	Date
2015	Riley LaChance	Mar. 9
2015	Riley LaChance	Feb. 9
2015	Riley LaChance	Jan. 5
2014	Riley LaChance	Dec. 15
2014	Wade Baldwin IV	Nov. 24
2014	Damian Jones	Feb. 24
2013	Kevin Bright	Mar. 4
2012	Kevin Bright	Dec. 10
2010	John Jenkins	Mar. 1
2010	John Jenkins	Jan. 11
2010	John Jenkins	Jan. 4
2007	A.J. Ogilvy	Nov. 12
2007	A.J. Ogilvy	Dec. 31
2008	A.J. Ogilvy	Jan. 7
1992	Ronnie McMahan	Feb. 10
1988	Charles Mayes	Jan. 25

SEC PLAYERS OF THE WEEK

Year	Name	Date
2018	Jeff Roberson	Feb. 19
2017	Luke Kornet	Mar. 6
2016	Damian Jones	Feb. 29
2014	Rod Odom	Feb. 10
2012	Kyle Fuller	Dec. 10
2012	John Jenkins	Feb. 20
2012	Jeffery Taylor	Jan. 30
2011	John Jenkins	Feb. 14
2011	Lance Goulbourne	Jan. 24
2010	Festus Ezeli	Dec. 6
2010	John Jenkins	Nov. 22
2010	Brad Tinsley	Nov. 15
2010	Jeffery Taylor	Feb. 15
2009	A.J. Ogilvy	Dec. 7
2008	Shan Foster (Co-P)	Mar. 10
2008	Shan Foster	Jan. 7

2007	Shan Foster	Dec. 3
2007	Shan Foster	Nov. 19
2007	Derrick Byars	Feb. 19
2007	Derrick Byars	Jan. 22
2005	Derrick Byars	Dec. 5
2005	Mario Moore	Jan. 10
2004	Matt Freije	Feb. 2
2003	Matt Freije	Feb. 3
2002	Matt Freije	Jan. 21
2000	Anthony Williams	Feb. 21
2000	Dan Langhi	Jan. 17
1999	Dan Langhi	Feb. 22
1998	Dan Langhi	Nov. 23
1998	Drew Maddux	Jan. 19
1997	Pax Whitehead	Feb. 9
1995	Ronnie McMahan	Jan. 30
1993	Kevin Anglin	Feb. 22
1991	Kevin Anglin	Jan. 20
1990	Derrick Wilcox	Jan. 7
1989	Barry Goheen	Feb. 20
1989	Frank Kornet	Feb. 6
1989	Barry Booker	Jan. 9
1988	Will Perdue	Jan. 25
1987	Will Perdue	Dec.
1985	Brett Burrow	Feb. 18




COMMODORES IN THE PROS

San Francisco
NBA CHAMPIONS!
The greatest season in Warriors history
with their first league title since
1957!



VANDERBILT IN THE PROS



Luke Kornet
2017-



Wade Baldwin IV
2016-



Damian Jones
2016-



John Jenkins
2012-17




Festus Ezeli
2012-17



Jeffery Taylor
2012-




Shan Foster
2008




Derrick Byars
2007, 2012




Matt Freije
2005, 2007



Frank Kornet
1990-91



Jeff Turner
1985-87,
1990-96



Bill Ligon
1974



Clyde Lee
1967-1971

COMMODORES IN THE NBA DRAFT

Year	Player	Team	Round
2016	Wade Baldwin IV	Memphis	1st (17th pick)
	Damian Jones	Golden State	1st (30th pick)
2012	John Jenkins	Atlanta	1st (23rd pick)
	Festus Ezeli	Golden State	1st (30th pick)
	Jeffery Taylor	Charlotte	2nd (31st pick)
2008	Shan Foster	Dallas	2nd
2007	Derrick Byars	Portland (Traded to Philadelphia)	2nd
2004	Matt Freije	Miami	2nd
2000	Dan Langhi	Dallas (Traded to Houston)	2nd
1989	Frank Kornet	Milwaukee	2nd
1988	Will Perdue	Chicago	1st (11th pick)
1987	Glen Clem	New York	5th
1984	Jeff Turner	New Jersey	1st (7th pick)
1981	Charles Davis	Washington	2nd
	Mike Rhodes	San Antonio	5th
1980	Tommy Springer	Denver	7th
1976	Butch Feher	Phoenix	2nd
	Jeff Fosnes	Golden State	4th
1974	Jan van Breda Kolff	Portland	2nd
	Terry Compton	Kansas City-Omaha	4th
	Bill Ligon	Detroit	10th
1973	Steve Turner	Boston	10th
	Rod Freeman	Philadelphia	11th
1971	Thorpe Weber	Boston	6th
1970	Perry Wallace	Philadelphia	5th
1969	Tom Hagan	San Francisco	3rd
	Bob Bundy	Atlanta	7th
1968	Bob Warren	Atlanta	4th
	Bo Wyenandt	Cincinnati	10th
1967	Jerry Southwood	Baltimore	18th
1966	Clyde Lee	San Francisco	1st (3rd pick)
	Keith Thomas	Los Angeles	6th
1961	Bill Depp	Boston	3rd
1959	Jim Henry	Minneapolis	6th
1957	Al Rochelle	St. Louis	5th
1954	Dan Finch	Minneapolis	—
1951	George Kelley	Indianapolis	—



VU LETTERMEN

A

Abernathy, Dick, "Ab", 1930
 Adair, Andrew, 1983
 Adams, A. G., Jr., 1908
 Adams, Alf, "Shug", 1919, 20
 Adams, Joseph, "Bud", 1986, 87
 Adcock, Billy Joe, 1948, 49, 50
 Akin, Lewis E., 1957
 Allsmiller, Brian, 1978, 79, 80, 81
 Amaechi, John, 1991
 Amsler, James, 1988, 89
 Anglin, Kevin, 1990, 91, 92, 93
 Arnholt, Tom, 1970, 71, 72
 Astroth, A.J., 2013
 Austin, Jr., Larry, 2018

B

Bailey, J. M., 1918
 Baird, Sonny, 1942
 Baker, Dave, 1927, 28
 Baker, Fred, 1995
 Baldwin IV, Wade, 2015, 16
 Ball, Byron, 1985, 86
 Ball, J. A., 1946
 Ballenger, Ryan, 1942
 Ballestra, Alberto, 1989, 90
 Banks, Larry E., 1959, 60, 61
 Baptiste, Djery, 2017, 18
 Bartzch, Hal, 1968, 69
 Bates, Austin, 1994, 96, 97, 98
 Bates, Don, 1957
 Bates, Doug, 1971, 72, 73
 Beal, Jermaine, 2007, 08, 09
 Bell, Alvin, "Pep", 1921, 22, 23, 24
 Benjamin, Fred, 1988, 89, 91
 Bennett, Erskin, 1975
 Bemenderfer, Neil, 1975, 76
 Berwanger, Pat, 1978, 79, 80
 Bell, Keegan, 2008
 Beth, Aaron, 1991, 92, 93, 94
 Biles, Shelton, 1944
 Blair, Frank, 1914, 15, 16
 Blair, Frank, 1946
 Blake, C. B., 1904
 Blake, B., 1907
 Blake, D., 1907
 Blake, J. V., 1908
 Blake, R. E., 1904
 Bland, Robert R., 1960, 61, 62
 Bomar, Lynn, 1922, 23, 24
 Booker, Barry, 1986, 87, 88, 89
 Boswell, Dave, 1966, 67
 Bridges, Frank, 1926, 27, 28
 Bright, Kevin, 2013
 Brock, Jack, 1945
 Brooks, Dan, 1926, 27, 28
Brown, Clevon, 2017, 18
 Brown, Enoch, "Nuck", 1912, 13, 14
 Brown, JeJuan, 2007
 Brown, Manning, 1922
 Brown, Robert, 1909, 10, 11
 Brown, Tom, 1912, 13, 14
 Brubaker, Robert, 1937
 Brumbach, Charles F., 1909

Bryngelson, Bill, 1944, 45
 Buchi, Harold, 1935
 Buechlein, Charles A., 1955, 56
 Bundy, Bob, 1967, 68, 69
 Burrow, Brett, 1983, 84, 85, 86
 Burton, Robert E., 1960, 62
 Butler, Glen, 1970, 71, 72
 Byars, Derrick, 2006, 2007

C

Cage, Dan, 2004, 05, 06, 07
 Caldwell, W. H. Gerald, Jr., 1955
 Calvert, Roy Wayne, 1964, 65, 66
 Cammarata, Rick, 1969
 Campbell, Kenny, 1965, 66, 67, 68
 Carloss, Matt, 1934, 35, 36
 Carroll, DeMarre, 2005, 06
 Cattelino, John, 1972, 73
 Chalfant, Bertram, 1930, 31
 Chess, Bob, 1972, 73, 74, 75
 Childs, Ralph A., 1956
 Clark, Jimmy, 1951
 Clark, Ray, 1960, 61, 62
 Clary, Ben, 1902, 03
 Clary, J., 1902
 Clary, Lawson, 1902, 03, 04
 Clem, Glen, 1984, 85, 86, 87
 Cody, Joshuway, 1915, 16, 20
 Coffee, Shelby, 1929, 30, 31
 Cole, Elliott, 2008, 09
 Coleman, Dave, 1935, 36, 37
 Collett, Mike, 1988
 Compton, Terry, 1972, 73, 74
 Conn, Jimmy, 1970, 71
 Cook, Charlie, 1927, 28
 Corcoran, Tony, 1942
 Corman, George, 1918
 Coulibaly, Darius, 1999, 00, 01, 02
 Coverdale, Jonas, 1924, 25
 Covington, Connie, 1918
 Cox, Phil, 1982, 83, 84, 85
 Cowan, Gerald, 1921, 22
 Craig, Mike, 1948, 49
 Crain, Carl, 1976, 77, 78, 79
 Cram, Donald, 1928, 29, 30
 Crook, Senter, 1918, 19
 Cugini, Gianni, 1996, 97
 Cummings, Jim, 1953
 Cummings, John, 1929
 Cuninggim, Merrimon, 1929, 30
 Curley, Pete, 1934, 35, 36
 Curtis, Bucky, 1949

D

Dalton, John, 1946
 Daunic, Willy, 1990, 91, 92
 Davidson, Robert, 1913, 14, 15, 16
 Davies, Bob, 1984, 85
 Davis, Charles, 1977, 78, 79, 80, 81
 Davis, George H., 1954
 Davis, H. W., 1901, 02, 03
 Davis, Joe, "Sticky", 1941
 Davis, Douglas P., 1929
 DeCourcy, Neil, 1973, 74
 Dehoney, Homer, 1943

Depp, William B., 1959, 60, 61
 Derenbecker, John, 1981, 82
 Diffie, Jimmy, 1945
 Disharoon, Hugh, 1930
 Di Spaltro, Billy, 1995, 96, 97, 98
 Dixon, Rand, 1934
 Doninger, John A., 1960, 61
 Doyne, Barney, 1931
 Drace, C. G., 1918
 Drake, George, 2007, 08, 09
 Draud, Scott, 1987, 88, 90, 91
 Due, Dan, 1968, 69
 Duffy, Joe, 2008, 09, 10, 11
 Dulaney, Darrell, 1983, 84, 85, 86
 DuPont, Michael, 1983
 Duvier, Hank, 1948, 49, 50

E

Elbert (NFNA)*, 1926
 Elder, Bruce, 1991, 92, 93
 Elliott, Mark, 1977, 78, 79, 80
 Embry, Slim, 1922, 23
 Erwin, Roy V., 1908
 Etheridge, David, 1985
 Evans, Malik, 1992, 94, 95, 96
Evans, Maxwell, 2018
 Ewers, Bill, 1945, 46
 Ewing, William M., 1931
 Ezeli, Festus, 2009, 10, 11, 12

F

Feher, Ray, "Butch", 1973, 74, 75, 76
 Feix, Bill, 1952, 53
 Fields, Charley, 1936, 37
 Finch, Dan, 1952, 53, 54
 Fiser, Warren S., 1959, 60, 61
 Fisher-Davis, M., 2015, 16, 17, 18
 Floyd, Johnny, 1920
 Ford, Joe, 1973, 74, 75, 76
 Ford, Turney, 1938, 39
 Fox, Vince, 1996, 97, 98, 99
 Fortune, Chuggy, 1933
 Fosnes, Jeff, 1973, 74, 75, 76
 Foster, Julian, "Julie", 1931, 32, 33
 Foster, Raymond, 1923, 24
 Foster, Shan, 2005, 06, 07, 08
 Fowler, Lee, 1972, 73, 74
 Franklin, Adolph, 1929
 Franklin, Tom, 1930
 Frazier, Anddrikk, 1995
 Freeland, E. Y., 1910, 11, 12
 Freeman, Rod, 1970, 71, 72, 73
 Freije, Matt, 2001, 02, 03, 04
 French, James E., 1956, 57, 58
 Fridrich, Gerald, 1952, 53, 54, 55
 Fuller, Greg, 1977, 78, 79
 Fuller, Kyle, 2011, 12, 13, 14

G

Gambill, John M., 1963, 64
 Gannaway, Herbert, 1901
 Gary, Jeff, 1982, 83, 84, 85, 86
 Gayden, Hamilton, 1957
 Gee, Billie Frank, 1953, 54, 55, 56
 Gendelman, Alex, 2013

Geny, Willie, 1934, 35, 36
 Gibbs, Jo Malcolm, 1954, 55, 56, 57
 Gibbs, Kenny, 1965, 66, 67
 Gibson, Roy M., 1928
 Gilbert, Mack, 1929
 Gilmore, W. L., 1910
 Gish, Bobby Lance, 1962, 63
 Gleaves, Dick, 1920, 21
 Godchaux, Frank A., 1921
 Godwin, Alex E., 1931
 Goheen, Barry, 1986, 87, 88, 89
 Gordon, Alex, 2005, 06, 07, 08
 Gore, Charles, 1931
 Goulbourne, Lance, 2009, 10, 11, 12
 Govedarica, Ted, 1975
 Grace, Robert W., 1963, 64, 65
 Graham, Alvin, 1933
 Graham, Dick, 1911
 Graham, Ed, 1942
 Graham, Jamie, 2008, 09
 Graham, Robbie, 1990
 Grant, Steve, 1988, 89, 90, 91
 Graves, Joe, 1945
 Gray, Jimmy, 1980, 81
 Greenbaum, Ralph M., 1958
 Green, Robert E., 1964, 65, 66
 Gregor, Robert M., 1956, 57, 58
 Grider, Sydney, 1986, 87
 Griffiths, Ronald S., 1961, 62
 Grossman, Thomas R., 1953

H

Hackett, Walter, 1937, 38
 Hagan, Tom, 1967, 68, 69
 Hale, John W., 1959
 Hall, Dan, 1990, 92, 93, 94
 Hall, Glen, 1907
 Hall, Jerry Don, 1960, 62, 63
 Haller, Alex, 1945
 Hambrick, David, 1943, 44
 Hamilton, E. J., 1903, 04
 Hammond, Aubrey, 2005, 06, 07
 Hanna, Ross, 1938, 39, 40
 Hardage, L. W., 1912
 Harlan, Bill, 1938, 39
 Harrison, Charles E., 1953, 54, 55, 56
 Heistand, Ed, 1939
 Heldman, Jack, 1950, 51, 52
 Henderson, Josh, 2012, 13, 14, 15, 16
 Henderson, Tommy, 1931, 32, 33
 Hendricks, Harvey, 1918
 Henry, Douglas, 1911
 Henry, James E., 1957, 58, 59
 Herring, Bucky, 1951
 Hines, Charles R., 1963, 64
 Hinkle, Carl, 1936
 Hinkle, Charles, 2009
 Hinton, Don R., 1957, 58, 59
 Holdgraf, Maurice, 1940, 41
 Holland, Martin W., 1958
 Holman, Whit, 1946
 Holwerda, Jason, 2002, 03, 04, 05
 Hopper, Lynch, 1967
 Horowitz, Arthur, 1938

Hosbach, John S., 1962, 63
 Houghland, Hubbard, 1957, 58
 Howard, Sam, 1999, 00, 01, 02
 Howell, Joe T., 1902
 Howington, Jim, 1907
 Hudson, L. D., 1903
 Huggins, Harold "Skinny", 1932, 33, 34
 Hughes, David, 1982
 Hughes, Russell, 1913
 Hundley, Scott, 2001, 02, 03, 04
 Hunter, Ed, 1937, 38, 39
 Hutcheson, W. G., 1913
 Hyden, Johnny, 1940, 41

I

Irby, Jack, 1939, 40
 Ireland, William C., 1938
 Ireland, Francis J., 1930
 Izard, George D., 1911
 Izzaguerre, Carlos, 1944

J

Jarrett, J. H., 1915
 Jenkins, Jack, 1941, 42
 Jenkins, John, 2010, 11, 12
 Jennings, William R., 1956
 Jeter, Sheldon, 2013
 Johnson, John H., 1963
 Johnson, Kedren, 2012, 13
 Johnson, W. S., Jr., 1960, 61, 62
 Joiner, David, 1984, 85
 Jones, Bob, 1949
 Jones, Damian, 2014, 15, 16
 Jones, Grinnell, 1901, 02, 03, 04
 Jones, Herbert, 1911
 Jones, Rick, 2000
 Jones, Willie, "Hutch", 1980, 81, 82
 Jordan, Victor, 1979
 Josephs, Carter, 2013, 14, 15, 16

K

Kardokus, Dave, 1950, 51, 52
 Keene, Jess, 1926
 Keene, Pete, 1934, 35
 Keeton, James, 1937
 Keffer, Dicky, 1975, 76, 77
 Keller, William F., 1954, 55, 56, 57
 Kelley, George, 1949, 50, 51
 Keris, Andris, 2013
 Kilzer, Walter, 1943
 King, Red, 1931, 32
 Kirkes, Patrick, 1930, 31, 32
 Klein, Louis, 1962
 Klyce, W. Henry, 1912
 Knox, Ron, 1966, 67
 Kornet, Frank, 1986, 87, 88, 89
 Kornet, Luke, 2014, 15, 16, 17
 Kraft, Joe, 1943, 46
 Kramb, Tom, 1975
 Kuhn, Oliver "Doc", 1922, 23
 Kuiper, Paul, 1982
 Kyle, Frank, 1903

L

LaChance, Riley, 2015, 16, 17, 18



VU LETTERMEN

LaFavor, Bill, 1968
 Lakey, Russell, 2001, 02, 03, 04
 Laks, Henry, 1941, 42, 43
 Lampley, Jim, 1979, 80
 Lane, Bill, 1949
 Langhi, Dan, 1997, 98, 99, 00
 Lanier, Sartain, 1931
 LaPointe, Greg, 1998, 99, 00, 01
 Lassiter, R. L., 1918
 Laughinghouse, Scott, 1988
 Laurent, John W., 1959, 60
 Lawrence, Bobby, 1944, 49
 Lawson, Chris, 1993, 94
 Lawson, Douglas, 1944, 45
 LeBlanc, Michael, 1999
 Lee, Clyde W., 1964, 65, 66
Lee, Saben, 2018
 Lekwauwa, Sam, 2000
 Lenz, Jimmy, 1981, 82, 83, 84
 Ligon, Bill, 1972, 73, 74
 Linder, Kevin, 1981, 82
 Lipscomb, Brant, "Pinky", 1939, 40, 41
 Little, Joe, 1938, 39, 40
 Lockhart, Eugene, 1907
 Lockyear, Gene, 1965, 66, 67, 68
 Lowenstein, Louis, 1928, 29
 Lowenthal, Jay, 1976, 77, 78, 79
 Lucas, J.J., 1995
 Luck, J. M., 1913

M
 MacKenzie, Tom, 1952, 53, 54
 Maddux, Drew, 1995, 96, 97, 98
 Maddux, Ed, 1943
 Maddux, Ray, 1971, 72, 73
 Malone, Charles, 1946
 Malone, William, 1933
 Maloney, Matt, 1991
 Manning, Ray, 1937, 38
 Marsh, Earl, 1930, 31, 32
 Martin, Carl, "Zeke", 1909, 10, 11, 12
 Martin, Willie, 1926, 27
 Mason, James, 1946
 Mayes, Charles, 1988, 89, 90, 91
 Mayes, Ralph, 1969, 70, 71
 Mayfield, George, 1945
 Mayson, Dave, 1937
 McBee, Dalton, 1935
 McCabe, Scott, 1984, 85
 McCaffrey, Billy, 1993, 94
 McCall, John, 1925, 26, 27
 McChesney, George, 1950, 51
 McClellan, Darshawn, 2008, 2009, 10
 McGehee, R. B., 1909, 10
 McGloin, Phillip, 2015, 16
 McGuire, Bobby, 1948
 McKibbin, Fred, 1925
 McKinney, Al, 1981, 82, 83, 84
 McMahan, Ronnie, 1992, 93, 94, 95
 McSwain, Warren, 1973, 74
 Meiers, Freddie, 1923
 Meriwether, Chris, 2009, 10, 11
 Metcalfe, Alan, 2005, 06, 07, 08
 Metz, Charles, 1941
 Mifford, J. A., 1915

Milburn, Bryan, 1992, 93, 94, 95
 Milholland, Todd, 1989, 90, 91, 92
 Miller, Al, 1981, 82
 Miller, John Ed, 1963, 64, 65
 Miller, Marvin, 1933
 Milliken, John, 1938, 39, 40
 Mills, Chuck, 1943
 Mitchell, Shelton, 2015
 Moats, Shelby, 2012, 13, 14, 15
 Moore, Chuck, 2001, 02
 Moore, Deandre, 1999
 Moore, Mario, 2003, 04, 05, 06
 Moore, Mike, 1973, 74, 75, 76
 Morgan, Walter, 1912, 13, 14
 Morrow, Garland, 1918, 19, 20, 21, 23
 Moss, Malcolm, 1925, 26, 27
 Motlow, Thomas, 1901
 Munday, Irvin, 1948

N
 Neely, W. D., 1908, 09, 10
 Neff, Randy, 1986, 87
 Nelson, Oscar G., 1910, 11, 12, 13, 14
 Netlner, Ross, 2007, 08
 Newland, Bruce, 1943
 Noll, Aaron, 2009, 10, 11, 12
 Nordhaus, George, 1952, 53, 54, 55
 North, John, 1943
 Norton, John, 1973, 74, 75, 76
 Norton, Roland, "Rolly", 1919, 20
 Nunnery, Rob, 1992
 Nwankwo, Davis, 2006

O
 O'Callaghan, Harry N., 1926
Obinna, Ejike, 2018
 Odom, Rod, 2011, 12, 13, 14
 Ogilby, Kevin, 1989
 Ogilvy, A.J., 2008, 2009
 Oliver, Bobby, 1934, 35
 Oliver, Van, 1969, 70, 71
 Olsen, Julian, 1941, 42, 43
 Overly, Ken, 1934, 35, 36, 37
 Owen, Tommy, 1942, 43

P
 Page, Keith, 1976, 77
 Pardue, Howard, 1934
 Pardue, Tom, 1943
 Parker, Dai-Jon, 2012, 13, 14
 Parker, L., 1915, 16
 Parks, Haworth, 1948, 49
 Parks, Jr., Haworth, 1972, 74
 Paschall, A. B., 1909
 Patterson, R. M., 1908, 09
 Patton, W., 1903
 Payton, Adam, 2003, 04
 Peebles, Mac, 1940
 Pentecost, Clement, 1909, 10
 Perdue, Will, 1984, 86, 87, 88
 Perry, Alexander, 1901
 Petrie, Garner, 1965
 Pflieger, Jeff, 1983
 Pickens, D. R., 1903, 04
 Pirrie, Jack Allen, 1958, 60

Pinson, T. W., 1912
 Pinson, William, 1908, 09
 Plasman, Dick, 1935, 36
 Plavich, Brendan, 2001, 02
 Porter, Slim, 1924, 26
 Prater, Atiba 1997, 98, 99, 00
 Pride, Howard, 1994, 95, 96, 97
 Procter, J. B., 1908
 Przybyszewski, Dawid, 2002, 03, 04, 05

Q
 Quarles, David, 1985

R
 Ray, Felix, "Rope", 1943
 Ray, H., 1916
 Reece, Steve, 1984, 85, 86, 87
 Reese, Ernest, 1901
 Reeves, Gilvie, "Gibby", 1924, 25
 Reeves, Bobby, 1948, 49
 Reeves, E. E., 1923
 Reid, Eric, 1987, 88, 89, 90
 Reyer, George W., 1913, 15, 16
 Rhodes, Mike, 1978, 79, 80, 81
Rice, Isaiah, 2018
 Rice, Lee, 1944
 Rich, Herb, 1947
 Richardson, Dave, 1969, 70, 71
 Richmond, Billy, 2001
 Richter, Harry, 1941
 Riley, William Joe, 1953, 54, 55, 56
 Ringstaff, Don E., 1961
 Roberson, Jeff, 2015, 16, 17, 18
 Roberts, H. H., 1916
 Robinson, Ben, 1945
 Robinson, Pete, 1948, 49, 50
 Rochelle, Alvin R., Jr., 1955, 56, 57
 Rodriguez, David, 2007
 Rogers, J. W., 1911
 Ross, R., 1931
 Rowan, Ben H., 1958, 59, 60
 Rucker, Chris, 1992
 Rue, Harrison, 1940, 41, 42
 Rupp, Adolph Frederick III
 "Chip", 1986, 87
 Russell, John E., 1961, 62, 63
 Rutherford, Jimmy, 1928, 29, 30
Ryan, Matt, 2018
 Ryan, Tommy, 1921, 22, 24, 25
 Rymer, Bob, 1937, 38, 39

S
 Salter, Hiram P., 1928
 Scales, E. P., 1907
 Schnedlitz, Martin, 2002, 03, 04
 Schulman, Ralph, 1953
 Schurig, Roger P., 1963, 64, 65
 Schweer, Chris, 1970, 71, 73
 Scobey, David, "Lil Dave", 1943, 45
 Scott, Robert E., 1962, 63
 Scoggins, Jim, 1933, 34, 35
 Seckar, Frank, 1993, 94, 95, 96
 Sehic, Samir, 2016
 Shackelford, John, 1931, 32
 Shanklin, Robert, 1937

Sharp, Allen, 1927, 28, 29
 Sharp, Henry, 1913
 Sharp, Joe, 1945
 Sharp, Vernon, 1927, 28
 Sherman, N. W., "Doochie", 1918, 19
 Sheron, Chad, 1993, 94, 95, 96
 Shultz, Tom, 1975, 77, 78, 79
 Siakam, James, 2012, 13, 14, 15
 Sikes, Ammie, 1914, 15
 Simmons, Walter H., 1901
 Simpson, Paul C., 1931
 Simpson, Wallace, 1924
 Skuchas, Ted, 2004, 05, 06, 07
 Smart, Jordan, 2010, 11, 12
 Smith, Bob Dudley, 1950, 51, 52
 Smith, Clarence, 1977, 78, 79, 80
 Smith, Corey, 2002, 03, 04, 05
 Sneed, John, 1975, 76, 77, 78
 Sorrells, Samuel A., 1909, 10
 Southwood, Gene, 1950, 51, 52
 Southwood, Jerry, 1965, 66, 67
 Springer, Tommy, 1977, 78, 79, 80
 Srygley, Ted, 1921, 22, 23, 24
 Stevens, Scott, 1987
 Stone, J. N., 1907
 Stringer, William K., 1930
 Strong, James 1997, 98, 99, 00
 Stuart, Jim, 1925, 26, 27
 Surman, Robert C., 1955
 Swartz, William G., 1931, 32

T
 Tate, Ed., 1948
 Taylor, Clarence, 1953, 54, 55, 56
 Taylor, Jeffery, 2009, 10, 11, 12
 Taylor, Wayne F., 1963, 64, 65
 Tchiengang, Steve, 2009, 10, 11, 12
 Templeton, J. W., 1926
 Tenngren, Iiro, 1999
 Terrell, Julian, 2003, 04, 05, 06
 Thacker, Rudy, 1969, 70, 71
 Thoele, Robert, 1988
 Thomas, E. Dewey, 1953
 Thomas, John, 1927
 Thomas, Julian, 1919, 20, 21, 22
 Thomas, Roger Keith, 1964, 65, 66
 Thompson, Alex, 1972
 Thompson, Tim, 1976, 77, 78, 79
 Thornton, Brian, 2002, 03
 Throop, Willard, 1907, 08
 Thweatt, Poyner, 1940, 41, 42
 Thym, Robert, 1954, 55, 56, 57
 Tigert, J. J., 1903, 04
 Tinsley, Brad, 2009, 10, 11, 12
 Tipton, Winston, 1939
 Todd, Andy, 1948
Toye, Joe, 2016, 17, 18
 Travis, Dave, 1945
 Travis, William, 1937
 Throgmorton, Rannie, 1936, 37
 Turner, Jeff, 1981, 82, 83, 84
 Turner, John, 1932
 Turner, L. T., 1915, 16
 Turner, Steve, 1970, 71, 73

V
 Van Breda Kolff, Jan, 1972, 73, 74
 Verhoeff, Roger, 1959

W
 Wade, Bruce, 1913
 Wadlington, Bill, 1945, 46
 Waits, Ed, 1950
 Walker, Andre, 2008, 10, 11
 Walker, Dick, 1923, 24
 Wallace, Perry, 1968, 69, 70
 Wampler, Jack, 1950
 Warren, Bob, 1966, 67, 68
 Watkins, Markese, 1996
 Watkins, Nathan, 2013, 14, 15, 16
 Watkins, Shirley, 1935, 36
 Weakley, Samuel A., 1908, 09, 10
 Weatherford, W. D., 1901, 02
 Weaver, Charles, 1947
 Webb, Jimmy, 1942
 Weber, Thorpe, 1969, 70, 71
 Webster, J. B., 1907
 Weikert, Doug, 1980, 81, 82, 83
 Weiner, (NFNA)*, 1931
 Weiss, Al, 1951, 52
 Welhoelter, Art, 1968, 69, 70
 Westbrook, Bobby, 1983, 84, 85, 86, 87
Wetzell, Yanni, 2018
 Wheat, Morgan, 1989, 90, 91
 White, Bob, 1952, 53
 Whitehead, Pax, 1995, 96, 97
 Whitnell, W. M., 1913
 Wilcox, Derrick, 1987, 88, 89, 90
 Williams, Anthony, 1998, 99, 00, 01
 Williams, Brian, 1997, 98
 Williams, Dick, 1948
 Williams, James, 1980, 81, 82, 83
 Williams, Kelley, 1985
 Willis, Payton, 2017, 18
 Windes, Ken, 1926
 Woodard, F. C., 1915, 16
 Woods, Chris, 1992, 93, 94, 95
 Woolf, E. L., 1901
 Wyenandt, Robert "Bo", 1966, 67, 68

Y
 Yates, Douglas J., 1957, 58, 59
 Yates, Les, 1969, 70, 71
 Young, B., 1931
 Young, Spence, 1974, 75, 76, 77
 Young, Ted, 1980, 81, 82, 83

Z
 Zerfoss, Tommie, 1916, 19, 20

Current letterwinners in Bold



VU JERSEY NUMBERS

00

Phil Cox, 1981-85

0

Jermaine Beal, 2007-10
Cameron Justice, 2016
Saben Lee, 2018-present
Shelton Mitchell, 2015
Rod Odom, 2013-14

1

Eric McClellan, 2013-14
Mario Moore, 2003-2006
Brad Tinsley, 2009-12
Yanni Wetzell, 2018-present
Payton Willis, 2017-18

2

Festus Ezeli, 2008
Alex Gordon, 2005
Charles Hinkle, 2008-09
Kedren Johnson, 2012-13
David Rodriguez, 2007
Brian Thornton, 2001-03
Joe Toye, 2016-present

3

Larry Austin, Jr., 2018
Billy DiSpaltro, 1994-98
Maxwell Evans, 2019-present
Festus Ezeli, 2009-12
Hank Duvier, 1948-49
Alex Gordon, 2006-08
Jason Holwerda, 2001-2004
Michael LeBlanc, 1998-99
Luke Kornet, 2014-17
Howard Pride, 1993-94
Derrick Wilcox, 1986-90

4

Wade Baldwin IV, 2015-16
Barry Booker, 1985-89
Derrick Byars, 2006-07
Darius Coulibaly, 1997-02
Malik Evans, 1993-94
Anddrikk Frazier, 1994-95
A.J. Ogilvy, 2008-10
Haworth Parks, 1948-49
Yanni Wetzell, 2017-18

5

Bruce Elder, 1990-93
Malik Evans, 1994-96
Matthew Fisher-Davis, 2015-18
Alex Gendelman, 2013
Lance Goulbourne, 2009-12
George Kelley, 1948-49
Geoff Peck, 2002-03
Brendan Plavich, 2000-02
Atiba Prater, 1997-00

6

Mike Craig, 1948-49

Bill Lane, 1948-49

8

Bobby Lawrence, 1948-49

9

Billy Joe Adcock, 1948-49

10

Aaron Beth, 1990-94
Darius Garland, 2019-present
Sydney Grider, 1985-87
Sam Howard, 1997-02
Chris Meriwether, 2009-11
Adam Payton, 2002-03
Nathan Watkins, 2013-16
Doug Weikert, 1979-83
Kelley Williams, 1984-85

11

John Ameachi, 1990-91
Bob Davies, 1984-85
Kyle Fuller, 2011-14
Bob Jones, 1948-49
Russell Lakey, 2000-03
Jimmy Lenz, 1980-84
J.J. Lucas, 1994-96
Alan Metcalfe, 2005-08
Jeff Roberson, 2015-18
Simisola Shittu, 2019-present
Tommy Springer, 1977-80

12

Djery Baptiste, 2016-18
Austin Bates, 1993-98
Barry Goheen, 1985-89
Matt Maloney, 1990-91
Phillip McGloin, 2015
Al McKinney, 1980-84
Billy Richmond, 2000-01
Pete Robinson, 1948-49
Jordan Smart, 2009-12

13

Bud Adams, 1985-87
Tom Arnholt, 1969-72
Keegan Bell, 2008
Scott Draud, 1987-91
Joe Ford, 1972-73
Riley LaChance, 2015-18
Matthew Moyer, 2019 present
John Norton, 1973-75
Howard Pride, 1994-97
Dawid Przybyszewski, 2001-2005
Jim Sloan, 1948-49
James Strong, 1997-00

14

Larry Austin, Jr., 2017
Bucky Curtis, 1948-49
Aubrey Hammond, 2005-07
David Joiner, 1983-85
Rick Jones, 1999-00
Carter Josephs, 2013-16

Billy McCaffrey, 1992-94
Aaron Noll, 2009-12
Isaiah Rice, 2018-present

15

Kevin Bright, 2013
Clevon Brown, 2017-present
Elliott Cole, 2008-11
Vince Ford, 1995-99
Mike Gambill, 1963-64 (road)
Jimmy Gray, 1979-81
Chris Messinger, 2000-01

16

Ron Griffiths, 1962-63
Noble Patton, 1951-52

17

Don Griffiths, 1960-61
Jerry Hall, 1962-63
Jack Pirrie, 1959-60
Bobby Westbrook, 1982-87

20

Kevin Anglin, 1989-93
A.J. Astroth, 2013
Dan Cage, 2004-07
Matt Carter, 1999-03
Mark Elliott, 1976-77
Jimmy French, 1955-56
Jeff Gray, 1981-86
Jim Henry, 1956-59
Scott Laughinghouse, 1987-88
Phillip McGloin, 2015-17
Deandre Moore, 1998-99
Irving Munday, 1947-48
Mike Rhodes, 1977-81
Paul Winokur, 1946-47

21

Andrew Adair, 1982-83
Willy Daunic, 1989-92
Bob Davies, 1983-84
Hank Duvier, 1949-50
Bill Johnson, 1962-63 (road)
Sheldon Jeter, 2013
Dicky Keffer, 1974-77
Ralph Mayes, 1968-71
Darshawn McClellan, 2008-11
Al Miller, 1980-82
Kevin Ogilby, 1988-89
Haworth Parks, 1971-74
David Quarles, 1984-85
Al Rochelle, 1954-57
Chip Rupp, 1985-88
Samir Sehic, 2016
Wayne Taylor, 1963-65
Bob Warren, 1965-68
Bob White, 1950-52
Brian Williams, 1997-98

22

Bud Adams, 1986-87
Charles Buechlein, 1952-53

Demarre Carroll, 2005-2006
George Davis, 1952-54
Darrell Dulaney, 1982-86
Mike Gambill, 1963-64
Jamie Graham, 2008-09
Robbie Graham, 1988-90
Jerry Hall, 1959-61
Don Hinton, 1956-59
Willie Jones, 1979-82
Lou Klein, 1962-63
Ron Knox, 1965-67
Bill LeFevor, 1967-68
Bill Ligon, 1971-74
Haworth Parks, 1946-48
Garner Petrie, 1964-65
Don Ringstaff, 1960-61
Frank Seckar, 1992-96
Tom Shultz, 1974-79
Gene Southwood, 1949-52
Iiro Tenngrten, 1998-99
Robert Thym, 1954-55
Bob White, 1952-53
Les Yates, 1968-71

23

Hal Bartch, 1967-69
Glenn Butler, 1969-71
Charles Davis, 1976-81
Jeff Fosnes, 1972-76
Ron Green, 1963-64
Tom Hagan, 1966-67
John Jenkins, 2010-12
Lou Klein, 1960-61
Lou Klein, 1962-63 (road)
Michael LeBlanc, 1997-98
Ronnie McMahan, 1991-95
Herb Rich, 1946-47
Bob Dudley Smith, 1949-52
Wayne Taylor, 1963-64 (road)
Dewey Thomas, 1952-53
Alex Thompson, 1971-72
Bobby Thym, 1952-57
Markese Watkins, 1995-96
Jack Todd, 1947-48

24

James Amsler, 1987-89
Doug Bates, 1971-72
Ralph Childs, 1955-56
Glen Clem, 1983-87
Nolan Cressler, 2015-17
Mark Elliott, 1977-80
Warren Fisher, 1960-61
Joe Ford, 1973-76
Bill Gee, 1952-55
Scott Hundley, 2000-03
Dave Kardokus, 1949-52
Bobby Lawrence, 1946-47
Aaron Nesmith, 2019-present
Dai-Jon Parker, 2012-14
Jerry Southwood, 1964-67
Tommy Springer, 1976-77
Rudy Thacker, 1968-71
Andre Walker, 2008-10



VU JERSEY NUMBERS

Art Welhoelter, 1967-68
Pax Whitehead, 1994-96
Doug Yates, 1956-59

25

Larry Banks, 1958-61
Rod Freeman, 1970-73
Kenny Gibbs, 1964-67
Jack Heldman, 1949-52
Jim Lampley, 1978-79
Warren McSwain, 1973-74
Chuck Moore, 1999-02
Pete Robinson, 1946-48
Roger Schurig, 1963-64 (road)
Clarence Taylor, 1951-56
Jeff Turner, 1980-84
Perry Wallace, 1967-70

26

Mike Craig, 1946-48

27

Billy Joe Adcock, 1946-48

28

John Anderson, 1946-47
Bobby McGuire, 1947-48

29

John North, 1947-48
Felix Ray, 1946-47

30

Mac Hunt, 2019-present
Damian Jones, 2014-16
Joe Kraft, 1946-47
Atiba Prater, 1996-97
Ed Tate, 1947-48

31

Bobby Bland, 1959-62
JeJuan Brown, 2007
John Catteline, 1971-72
Gianni Cugini, 1995-98
Butch Feher, 1972-76
Jimmy French, 1956-58
Greg Fuller, 1976-77; 78-79
Steve Grant, 1987-91
Johnny Hale, 1958-89
Gene Lockyear, 1965-68
George McChesney, 1949-51
John Ed Miller, 1963-65
Joe Riley, 1952-56
Paul Rubach, 1951-52
Thorpe Weber, 1968-71
Ted Young, 1979-83

32

Doug Bates, 1970-71
Rick Cammarata, 1968-69
Kenny Campbell, 1965-68
Tony Corcoran, 1946-47
John Doninger, 1959-61
Shan Foster, 2005-08

Willie Jones, 1978-79
Todd Milholland, 1988-92
Will Perdue, 1983-88
Matt Ryan, 2019-present
Ralph Schulman, 1952-53
Roger Schurig, 1963-65
Chad Sheron, 1992-96
John Sneed, 1974-78
Jan Van Breda Kolff, 1971-74
Jack Wampler, 1949-50
James Williams, 1979-83
Anthony Williams, 1997-01

33

Billy Joe Adcock, 1949-50
Charlie Bennett, 1996-97
Bob Bundy, 1966-69
Wayne Calvert, 1963-66
Carl Crain, 1975-79
Neil DeCourcy, 1973-75
Jerry Fredrich, 1951-55
Charles Harrison, 1955-56
Sam Hosbach, 1960-63
Hub Houglund, 1956-58
Bill Johnson, 1959-60
Andris Kehris, 2013
Chris Lawson, 1992-94
Tommy Owen, 1946-47
Steve Reece, 1983-87
Julian Terrell, 2003-2006
Robert Thoele, 1987-88
Steve Turner, 1969-71; 72-73
Steve Tchiengang, 2009-12

34

Don Bates, 1956-57
Terry Compton, 1971-74
Jimmy Conn, 1969-71
George Drake, 2007-2009
Michael Dupont, 1982-83
Bill Gee, 1955-56
Tom Grossman, 1951-53
Tom Hagan, 1967-69
Victor Jordan, 1978-79
Frank Kornet, 1985-89
Tom Kramb, 1974-75
Shelby Moats, 2012-15
Bob Surman, 1954-55
Keith Thomas, 1963-66
Tom Wainright, 1950-51
Dick Williams, 1947-48

35

Brian Allsmiller, 1979-81
Erskin Bennett, 1974-75
Charles Buechlein, 1954-55
Matt Freije, 2000-03
Bobby Lance Gish, 1960-63
Ron Green, 1963-64 (road)
Ron Green, 1964-66
Ralph Greenbaum, 1957-58
Johnny Laurent, 1958-60
Tom Mackenzie, 1951-54
Pete Robinson, 1949-50

James Siakam, 2011-15
Tim Thompson, 1975-79
Art Welhoelter, 1969-70
Morgan Wheat, 1988-91

40

John Derenbecker, 1980-82
Josh Henderson, 2011-16
Jay Lowenthal, 1975-79
Charles Mayes, 1987-91
Bryan Milburn, 1991-95
Randy Neff, 1985-87
Rod Odom, 2010-Present

41

Lewis Akin, 1956-57
Brian Allsmiller, 1977-79
Glenn Butler, 1971-72
Bill Depp, 1958-61
Ted Govedarica, 1974-76
Dan Hall, 1989-94
Charles Harrison, 1952-55
Bucky Herring, 1950-51
Bob Hines, 1963-64
Kevin Linder, 1980-82
Ross Neltner, 2007-08
Van Oliver, 1968-71
Keith Page, 1976-77
Bob Scott, 1962-63 (road)
Ed Waits, 1949-50
Bo Wyenandt, 1965-68

42

Alberto Ballestra, 1988-90
Dave Boswell, 1965-67
Jimmy Clark, 1950-51
Ray Clark, 1959-63
John Doninger, 1958-59
Tandy Easley, 1967-68
Bob Grace, 1963-65
Bob Gregor, 1956-58
Dan Langhi, 1996-00
George Nordhaus, 1951-55
Davis Nwankwo, 2006
Dave Richardson, 1968-71
Martin Schnedlitz, 2000-03

43

Ray Clark, 1962-63 (road)
Jimmy Cummings, 1952-53
Lee Fowler, 1971-74
Bill Keller, 1952-57
Clyde Lee, 1963-66
Ben Rowan, 1957-60
Al Weiss, 1950-52

44

Bob Burton, 1959-61
Bob Chess, 1971-72; 73-75
Dan Due, 1967-68
David Etheridge, 1984-85
Billy Felix, 1951-53
Jo Gibbs, 1952-57
David Hughes, 1981-82

George Kelley, 1950-51
Jim Lampley, 1979-80
Sam Lekwauwa, 1998-01
Keith Page, 1975-76

Jack Pirie, 1957-58
Chris Schweer, 1969-71
Chris Schweer, 1972-73
Bob Scott, 1960-63
Corey Smith, 2001-2005
Jeffery Taylor, 2009-12
Roger Verhoeff, 1958-59

45

George Kelley, 1949-50
Jerry Caldwell, 1954-55
Dan Finch, 1951-54
Warren Fisher, 1958-60
Martin Holland, 1957-58
Connie Mack Rea, 1950-51
Ray Maddux, 1970-73
Drew Maddux, 1994-98
Mike Moore, 1973-76
Rod Odom, 2011-12
John Russel, 1960-63
Clarence Smith, 1976-80
Keith Thomas, 1963-64 (road)
Chris Woods, 1993-94

50

Pat Berwanger, 1979-80
Brett Burrow, 1982-86
Mike Collett, 1987-88
Joe Duffy, 2008-11
Ejike Obinna, 2018-present
Chris Woods, 1991-95

51

Byron Ball, 1983-86
Pat Berwanger, 1977-79
Rob Nunnery, 1990-92
Jeff Pflieger, 1982-83
Spence Young, 1973-77

52

Malik Evans, 1992-93
Paul Kuiper, 1981-82
Greg LePointe, 1997-01
Scott McCabe, 1983-85
Eric Reid, 1986-92

53

Bob Burton, 1962-63
Bob Grace, 1963-64 (road)

54

Neil Bemenderfer, 1974-76
Bill Johnson, 1962-63
Ted Skuchas, 2003-07
Andre Walker, 2010-11

55

Fred Benjamin, 1987-91
Jerry Hall, 1962-63 (road)



VU VS. RANKED OPPONENTS

Game-by-Game

VS. AP RANKED OPPONENTS

2010's

Date	Rank-Opponent	Score
Feb. 3, 2018	#11 Auburn	L, 81-93
Jan. 30, 2018	#21 Kentucky	L, 81-83 (ot)
Jan. 23, 2018	#22 Tennessee	L, 62-67
Jan. 13, 2018	#13 Kentucky*	L, 67-74
Jan. 9, 2018	#24 Tennessee*	L, 84-92
Dec. 17, 2017	#5 Arizona State	L, 64-76
Nov. 24, 2017	#20 Seton Hall#	L, 59-72
Nov. 19, 2017	#10 USC*	L, 89-93 (ot)
Mar. 10, 2017	#17 Florida#	W, 72-62 (ot)
Mar. 4, 2017	#12 Florida*	W, 73-71
Feb. 28, 2017	#9 Kentucky	L, 67-73
Feb. 18, 2017	#21 South Carolina*	W, 71-62
Jan. 21, 2017	#19 Florida	W, 68-66
Jan. 10, 2017	#6 Kentucky*	L, 81-87
Mar. 5, 2016	#20 Texas A&M	L, 67-76
Feb. 16, 2016	#16 Kentucky*	W, 74-62
Feb. 4, 2016	#8 Texas A&M*	W, 77-60
Jan. 23, 2016	#23 Kentucky	L, 57-76
Jan. 9, 2016	#22 South Carolina	L, 65-69
Dec. 22, 2015	#14 Purdue	L, 55-68
Dec. 6, 2015	#25 Baylor	L, 67-69
Nov. 25, 2015	#5 Kansas#	L, 63-80
Jan. 24, 2015	#1 Kentucky	L, 57-65
Jan. 10, 2015	#23 Arkansas	L, 70-82
Feb. 25, 2014	#1 Florida*	L, 54-57
Jan. 11, 2014	#14 Kentucky*	L, 62-71
Mar. 6, 2013	#11 Florida	L, 40-66
Jan. 26, 2013	#22 Missouri	L, 59-81
Dec. 29, 2012	#18 Butler*	L, 49-68
Mar. 17, 2012	#14 Wisconsin#	L, 57-60
Mar. 11, 2012	#1 Kentucky#	W, 71-64
Feb. 28, 2012	#16 Florida*	W, 77-67
Feb. 25, 2012	#1 Kentucky	L, 74-83
Feb. 11, 2012	#1 Kentucky*	L, 63-69
Feb. 4, 2012	#11 Florida	L, 65-73
Jan. 21, 2012	#18 Mississippi St.*	L, 77-78 (ot)
Dec. 29, 2011	#13 Marquette	W, 74-57
Dec. 2, 2011	#6 Louisville	L, 60-62 (ot)
Nov. 28, 2011	#12 Xavier*	L, 70-82 (ot)
Mar. 12, 2011	#12 Florida	L, 66-77
Mar. 5, 2011	#14 Florida*	L, 76-86
Mar. 1, 2011	#20 Kentucky	L, 66-68
Feb. 12, 2011	#18 Kentucky*	W, 81-77
Jan. 22, 2011	#22 St. Mary's*	W, 89-70
Jan. 12, 2011	#24 Georgia*	W, 73-66
Dec. 8, 2010	#15 Missouri	L, 82-85 (ot)
Nov. 21, 2010	#8 North Carolina	W, 72-65
Jan. 21, 2010	#14 Tennessee	W, 85-76
Jan. 30, 2010	#1 Kentucky	L, 72-85
Feb. 9, 2010	#12 Tennessee*	W, 90-71
Feb. 20, 2010	#2 Kentucky*	L, 56-58

2000's

Date	Rank-Opponent	Score
March 4, 2009	#12 LSU	W, 75-67
Jan. 25, 2009	#24 Florida*	L, 69-94
Feb. 26, 2008	#1 Tennessee*	W, 72-69
Jan. 30, 2008	#24 Ole Miss	L, 58-74
Jan. 17, 2008	#6 Tennessee	L, 60-80

March 23, 2007	#9 Georgetown#	L, 65-66
March 17, 2007	#13 Wash. St.#	W, 78-74 (2ot)
Feb. 17, 2007	#1 Florida*	W, 83-70
Jan. 31, 2007	#11 Florida	L, 64-74
Jan. 24, 2007	#24 LSU	W, 64-53
Jan. 20, 2007	#25 Kentucky	W, 72-67
Jan. 17, 2007	#10 Alabama*	W, 94-73
Jan. 10, 2007	#16 Tennessee*	W, 82-81
Dec. 9, 2006	#25 Ga. Tech*	W, 73-64
Nov. 15, 2006	#8 Georgetown*	L, 70-86
March 10, 2006	#18 LSU*	L, 73-92
March 4, 2006	#11 Tennessee*	L, 59-68
Feb. 22, 2006	#24 LSU*	L, 66-77
Feb. 15, 2006	#10 Florida*	L, 68-73
Feb. 1, 2006	#13 Tennessee	L, 62-69
Jan. 28, 2006	#5 Florida	L, 58-81
Feb. 5, 2005	#6 Kentucky	L, 70-84
Jan. 12, 2005	#9 Kentucky	L, 54-69
Jan. 5, 2005	#19 Alabama*	W, 70-56
Mar. 25, 2004	#7 Connecticut#	L, 53-73
Mar. 21, 2004	#15 N.C. State#	W, 75-73
Mar. 12, 2004	#4 Miss. State#	W, 74-70 (ot)
Feb. 28, 2004	#7 Miss. State*	L, 69-72
Feb. 21, 2004	#24 LSU*	W, 74-54
Feb. 14, 2004	#25 South Carolina	L, 75-82
Feb. 7, 2004	#21 Florida	L, 71-81
Jan. 31, 2004	#5 Kentucky*	W, 66-60
Jan. 28, 2004	#23 South Carolina	L, 55-57
Jan. 10, 2004	#10 Kentucky	L, 63-75
Mar. 14, 2003	#2 Kentucky#	L, 63-81
Mar. 5, 2003	#2 Kentucky	L, 44-106
Feb. 22, 2003	#7 Florida*	L, 74-77 (ot)
Feb. 15, 2003	#20 Georgia	L, 70-83
Feb. 5, 2003	#23 Miss. State	L, 60-82
Jan. 29, 2003	#15 Georgia*	W, 94-91
Jan. 22, 2003	#5 Florida	L, 75-87
Jan. 14, 2003	#16 Kentucky*	L, 52-74
Jan. 11, 2003	#4 Alabama*	W, 70-69
Dec. 30, 2002	#6 Notre Dame	L, 63-76
Dec. 9, 2002	#6 Indiana	L, 56-73
Dec. 1, 2002	#12 Connecticut*	L, 70-76
Feb. 27, 2002	#11 Kentucky*	W, 86-73
Feb. 13, 2002	#9 Kentucky	L, 59-67
Feb. 9, 2002	#7 Florida	L, 54-80
Jan. 26, 2002	#15 Georgia*	W, 86-84
Jan. 12, 2002	#2 Florida*	L, 85-95
Jan. 9, 2002	#14 Alabama	L, 79-92
Dec. 2, 2001	#17 Western Ky.*	W, 80-75
Feb. 28, 2001	#6 Florida*	L, 62-72
Feb. 24, 2001	#22 Tennessee*	L, 70-78
Feb. 17, 2001	#22 Kentucky	L, 74-79
Feb. 3, 2001	#8 Tennessee	L, 50-72
Jan. 31, 2001	#17 Alabama*	W, 68-62
Jan. 20, 2001	#7 Florida	W, 63-61
Jan. 6, 2001	#22 Mississippi*	L, 68-81
Dec. 2, 2000	#11 Notre Dame*	L, 74-77
Mar. 10, 2000	#10 LSU#	L, 60-71
Feb. 19, 2000	#5 Tennessee*	W, 85-72
Feb. 16, 2000	#12 Auburn*	L, 80-86
Jan. 29, 2000	#10 Florida	L, 63-89
Jan. 22, 2000	#18 Kentucky*	L, 73-81 (ot)
Jan. 15, 2000	#24 LSU*	W, 65-62
Jan. 12, 2000	#12 Tennessee	W, 76-73
Jan. 8, 2000	#25 Kentucky	L, 52-72
Jan. 5, 2000	#6 Florida*	W, 87-77

1990's

Date	Rank - Opponent	Score
Feb. 27, 1999	#19 Florida*	W, 71-70 (ot)
Feb. 24, 1999	#13 Kentucky	L, 63-88
Feb. 17, 1999	#3 Auburn	L, 63-81
Feb. 6, 1999	#22 Arkansas*	W, 73-69
Jan. 9, 1999	#3 Kentucky	L, 57-73
Nov. 10, 1998	#23 Rhode Island	L, 69-82
Feb. 11, 1998	#18 Mississippi	L, 76-87
Feb. 7, 1998	#14 Arkansas	L, 83-93
Feb. 3, 1998	#13 South Carolina*	L, 61-65
Jan. 27, 1998	#7 Kentucky*	L, 61-63
Jan. 7, 1998	#16 South Carolina	L, 70-71
Jan. 3, 1998	#6 Kentucky	L, 62-71
Dec. 29, 1997	#2 Kansas#	L, 82-89
Mar. 13, 1997	#13 Xavier#	L, 68-80
Feb. 26, 1997	#6 South Carolina	L, 53-74
Feb. 22, 1997	#3 Kentucky*	L, 79-82
Jan. 29, 1997	#25 South Carolina*	L, 64-65
Jan. 22, 1997	#3 Kentucky	L, 46-58
Jan. 18, 1997	#20 Mississippi*	W, 67-64
Jan. 8, 1997	#24 Georgia*	L, 53-61
Dec. 9, 1996	#20 Boston College	L, 52-59
Nov. 22, 1996	#10 Duke	L, 57-86
Mar. 2, 1996	#1 Kentucky	L, 63-101
Feb. 7, 1996	#2 Kentucky*	L, 81-120
Jan. 31, 1996	#22 Auburn*	W, 76-62
Dec. 5, 1995	#15 Virginia	W, 61-48
Nov. 22, 1995	#4 UCLA#	W, 75-71
Nov. 20, 1995	#20 North Carolina#	L, 63-71
Mar. 10, 1995	#5 Arkansas#	L, 72-73
Feb. 25, 1995	#6 Kentucky*	L, 60-71
Feb. 22, 1995	#16 Mississippi St.	L, 48-76
Feb. 11, 1995	#12 Arkansas*	L, 94-97
Jan. 29, 1995	#16 Wake Forest	L, 51-63
Jan. 21, 1995	#5 Kentucky	L, 68-81
Jan. 7, 1995	#13 Florida	L, 62-72
Dec. 29, 1994	#16 Arizona State#	L, 61-67
Dec. 6, 1994	#20 Virginia*	W, 70-65
Feb. 26, 1994	#16 Florida*	W, 82-78
Feb. 19, 1994	#11 Kentucky*	L, 69-77
Feb. 6, 1994	#9 Louisville	L, 62-78
Feb. 1, 1994	#6 Arkansas	L, 76-89
Jan. 4, 1994	#4 Kentucky	L, 82-107
Dec. 18, 1993	#14 Georgia Tech#	L, 77-86
Dec. 4, 1993	#18 Syracuse#	L, 62-78
Feb. 6, 1993	#2 Kentucky	L, 67-82
Jan. 20, 1993	#8 Arkansas*	W, 102-89
Jan. 13, 1993	#1 Kentucky*	W, 101-86
Dec. 9, 1992	#9 Louisville*	W, 90-88
Mar. 13, 1992	#9 Kentucky#	L, 57-76
Mar. 1, 1992	#11 Kentucky	L, 56-80
Feb. 19, 1992	#14 Alabama	L, 64-85
Feb. 12, 1992	#11 Arkansas	L, 71-91
Jan. 15, 1992	#10 Kentucky	L, 71-84
Dec. 10, 1991	#13 Indiana	L, 51-88
Feb. 20, 1991	#12 Kentucky*	W, 98-87
Feb. 2, 1991	#14 LSU*	W, 63-59
Jan. 19, 1991	#9 Kentucky	L, 50-58
Jan. 2, 1991	#14 LSU	L, 70-87
Dec. 11, 1990	#11 Georgia*	W, 75-74
Dec. 8, 1990	#21 Virginia	L, 56-70
Dec. 4, 1990	#7 Indiana*	L, 73-84
Nov. 14, 1990	#2 Arkansas#	L, 70-107
Mar. 9, 1990	#25 Georgia#	W, 78-74
Feb. 18, 1990	#9 LSU*	L, 108-121
Jan. 16, 1990	#13 LSU	L, 72-101



VU VS. RANKED OPPONENTS

Jan. 3, 1990 #22 Alabama W, 68-67
1980s

Date	Rank - Opponent	Score
Dec. 6, 1989	#11 Louisville	L, 75-101
Dec. 7, 1988	#8 North Carolina	L, 77-89
Nov. 30, 1988	#13 Louisville*	W, 65-62
Nov. 27, 1988	#16 Ohio St.	L, 82-97
Nov. 22, 1988	#2 Michigan	L, 66-91
Mar. 20, 1988	#8 Pittsburgh	W, 80-74
Jan. 30, 1988	#14 Florida	W, 92-65
Jan. 27, 1988	#9 Kentucky*	W, 83-66
Dec. 31, 1987	#2 Kentucky	L, 74-81
Dec. 8, 1987	#8 Indiana	L, 61-63
Dec. 5, 1987	#1 North Carolina*	W, 78-76
Feb. 26, 1987	#18 Florida*	W, 84-76
Feb. 11, 1987	#11 Alabama*	L, 67-71
Jan. 17, 1987	#10 Auburn	W, 91-75
Dec. 9, 1986	#2 Indiana*	W, 79-75
Feb. 5, 1986	#12 Kentucky	L, 65-73
Jan. 18, 1986	#14 LSU	L, 67-84
Jan. 4, 1986	#12 Kentucky*	L, 71-80
Dec. 4, 1985	#6 Duke*	L, 74-84
Feb. 19, 1984	#6 Kentucky*	L, 54-58
Feb. 13, 1984	#16 Auburn*	L, 67-73
Jan. 20, 1984	#3 Kentucky	L, 46-67
Jan. 1, 1984	#9 LSU	L, 66-73
Feb. 19, 1983	#13 Kentucky	L, 63-82
Jan. 22, 1983	#11 Kentucky*	L, 77-82
Jan. 11, 1983	#10 Alabama	W, 81-79
Nov. 28, 1982	#8 Louisville	L, 70-80
Feb. 27, 1982	#17 Alabama*	W, 80-63
Feb. 20, 1982	#10 Kentucky*	L, 69-73
Jan. 23, 1982	#9 Kentucky	L, 58-67
Dec. 12, 1981	#16 Alabama	L, 68-79
Mar. 5, 1981	#7 Kentucky	W, 60-55
Feb. 21, 1981	#10 Kentucky	L, 48-80
Feb. 14, 1981	#9 Tennessee	L, 72-79
Feb. 4, 1981	#4 LSU*	L, 81-86
Jan. 34, 1981	#6 Kentucky*	L, 64-78
Jan. 7, 1981	#9 LSU	L, 61-77
Feb. 15, 1980	#10 Kentucky*	L, 73-91
Jan. 30, 1980	#10 LSU	L, 81-83
Jan. 19, 1980	#6 Kentucky	L, 90-106
Jan. 16, 1980	#20 Tennessee	L, 63-71
Jan. 2, 1980	#4 LSU*	W, 77-66

1970s

Date	Rank - Opponent	Score
Feb. 12, 1979	#16 Alabama*	W, 65-57
Feb. 5, 1979	#9 LSU	L, 71-92
Jan. 8, 1979	#7 LSU*	W, 88-87
Mar. 6, 1978	#1 Kentucky*	L, 68-78
Jan. 2, 1978	#1 Kentucky	L, 59-72
Dec. 3, 1977	#9 Louisville	L, 66-96
Nov. 29, 1977	#16 St. John's*	L, 54-59
Mar. 7, 1977	#11 Tennessee	L, 55-65
Feb. 28, 1977	#8 Alabama*	L, 77-78
Feb. 5, 1977	#3 Kentucky	L, 73-113
Jan. 31, 1977	#3 Alabama	L, 82-96
Jan. 8, 1977	#3 Kentucky*	L, 62-64
Dec. 6, 1976	#1 Michigan*	L, 76-97
Nov. 27, 1976	#9 Louisville*	L, 76-81
Mar. 8, 1976	#16 Alabama*	L, 77-84
Feb. 9, 1976	#8 Tennessee	L, 59-73

Jan. 12, 1976	#9 Tennessee*	W, 77-66
Jan. 3, 1976	#8 Alabama	L, 66-83
Dec. 2, 1975	#2 Michigan	L, 63-90
Mar. 1, 1975	#4 Kentucky	L, 84-109
Feb. 3, 1975	#9 Alabama*	L, 72-86
Jan. 27, 1975	#11 Kentucky*	L, 90-91
Jan. 4, 1975	#6 Alabama	L, 71-104
Feb. 16, 1974	#3 Notre Dame	L, 88-118
Mar. 14, 1974	#7 Marquette	L, 61-69
Feb. 4, 1974	#8 Alabama	W, 67-65
Jan. 5, 1974	#14 Alabama*	W, 72-73
Feb. 19, 1973	#17 Alabama	L, 78-87
Jan. 13, 1973	#14 Alabama*	L, 77-83
Nov. 30, 1972	#20 Louisville	W, 66-57
Dec. 4, 1971	#17 St. John's	L, 81-98
Mar. 1, 1971	#17 Tennessee*	L, 69-79
Feb. 27, 1971	#14 Kentucky*	L, 90-119
Feb. 1, 1971	#8 Tennessee	W, 65-60
Jan. 31, 1971	#11 Kentucky	L, 92-102
Feb. 28, 1970	#1 Kentucky	L, 89-90
Jan. 31, 1970	#2 Kentucky*	W, 89-81

1960s

Date	Rank - Opponent	Score
Mar. 3, 1969	#17 Tennessee*	L, 60-70
Mar. 1, 1969	#6 Kentucky*	W, 101-99
Feb. 1, 1969	#5 Kentucky	L, 89-103
Dec. 9, 1968	#2 North Carolina	L, 78-100
Dec. 7, 1968	#6 Davidson	L, 84-101
Mar. 2, 1968	#5 Kentucky	L, 80-85
Feb. 17, 1968	#7 Tennessee*	W, 75-63
Jan. 8, 1968	#6 Tennessee	L, 62-64
Jan. 6, 1968	#5 Kentucky*	L, 78-94
Dec. 30, 1967	#8 Davidson	W, 80-67
Dec. 12, 1967	#8 Davidson*	W, 81-79
Dec. 9, 1967	#5 North Carolina*	W, 89-76
Feb. 2, 1966	#2 Kentucky*	L, 90-105
Jan. 15, 1966	#2 Kentucky	L, 83-96
Mar. 13, 1965	#1 Michigan*	L, 85-87
Feb. 17, 1964	#3 Kentucky	L, 73-104
Jan. 6, 1964	#1 Kentucky*	W, 85-83
Dec. 11, 1963	#3 Duke*	W, 97-92
Feb. 13, 1963	#10 Georgia Tech	L, 62-67
Jan. 7, 1963	#6 Kentucky*	L, 82-106
Dec. 11, 1962	#2 Duke	L, 70-90
Feb. 19, 1962	#2 Kentucky	L, 80-87
Jan. 13, 1962	#7 Miss. St.*	W, 100-86
Jan. 8, 1962	#3 Kentucky*	L, 68-77
Feb. 27, 1960	#6 Georgia Tech*	W, 62-57
Jan. 16, 1960	#6 Georgia Tech	L, 66-74

1950s

Date	Rank - Opponent	Score
Feb. 18, 1959	#3 Kentucky	L, 71-83
Jan. 31, 1959	#9 Auburn*	L, 61-64
Jan. 12, 1959	#12 Miss. St.	L, 65-83
Jan. 6, 1959	#1 Kentucky*	W, 75-66
Jan. 3, 1959	#14 Tennessee	L, 60-65
Dec. 13, 1958	#18 SMU	L, 72-80
Feb. 17, 1958	#12 Kentucky	L, 61-65
Feb. 15, 1958	#15 Tennessee*	W, 83-70
Jan. 13, 1958	#14 Miss. St.*	W, 74-62
Jan. 6, 1958	#10 Kentucky*	L, 81-86
Dec. 28, 1957	#6 Maryland	L, 56-71
Feb. 18, 1957	#3 Kentucky	L, 78-80

Jan. 26, 1957	#5 Kentucky*	L, 83-91
Jan. 14, 1957	#19 Mississippi St.	L, 62-63
Jan. 5, 1957	#12 Tennessee	W, 71-68
Feb. 20, 1956	#7 Kentucky	L, 55-76
Feb. 6, 1956	#12 Alabama	L, 61-88
Jan. 21, 1956	#4 Kentucky*	W, 81-73
Feb. 21, 1955	#2 Kentucky	L, 59-71
Feb. 19, 1955	#18 Tennessee*	W, 76-71
Feb. 7, 1955	#13 Alabama*	W, 78-57
Jan. 29, 1955	#1 Kentucky*	L, 71-75
Feb. 22, 1954	#2 Kentucky	L, 64-100
Feb. 15, 1954	#17 LSU*	L, 69-82
Jan. 30, 1954	#1 Kentucky*	L, 63-85
Jan. 5, 1953	#17 LSU	L, 61-74
Feb. 21, 1952	#1 Kentucky	L, 45-75
Jan. 28, 1952	#3 Kentucky*	L, 51-88
Dec. 22, 1951	#1 St. John's	L, 54-69
Mar. 3, 1951	#1 Kentucky#	W, 61-57
Feb. 19, 1951	#1 Kentucky	L, 57-89
Jan. 27, 1951	#1 Kentucky*	L, 49-74
Feb. 25, 1950	#5 Kentucky	L, 66-70
Jan. 30, 1950	#4 Kentucky*	L, 54-58

1940s

Date	Rank - Opponent	Score
Feb. 26, 1949	#1 Kentucky	L, 37-70
Feb. 21, 1949	#5 Tulane*	W, 56-54

*Home Game; #Neutral Site

ALL-TIME

Overall Record.....	94-236
Home Record.....	64-78
Road Record.....	20-141
Neutral Record.....	9-17

LAST TIME...

Last Home Win.....	Mar. 4, 2017 vs. #12 Florida
Last Road Win.....	Jan. 21, 2017 at #19 Florida
Last Neutral Win.....	Mar. 10, 2017 vs. #17 Florida
Last Win over Top 10.....	Feb. 4, 2016 vs. #8 Texas A&M
Last Win over Top 5.....	Mar. 11, 2012 vs. #1 Kentucky
Last Win over #1.....	Mar. 11, 2012 vs. #1 Kentucky

STREAKS

Longest Winning Streak.....	4 games (12/9/06-2/17/07)
Longest Losing Streak.....	14 games (1/22/97-1/9/99)



VANDERBILT SCORING MARKS

Points Scored

Career

	<u>Player, Years</u>	<u>Points</u>
1.	Shan Foster, 2005-08	2,011
2.	Jeffery Taylor, 2009-12	1,897
3.	Matt Freije, 2001-04	1,891
4.	Phil Cox, 1982-85	1,724
5.	Ronnie McMahan, 1992-95	1,719
6.	Mike Rhodes, 1978-81	1,699
7.	Clyde Lee, 1964-66	1,691
8.	Drew Maddux, 1995-98	1,689
9.	Charles Davis, 1977-81	1,675
10.	John Jenkins, 2010-12	1,660
11.	Jeff Fosnes, 1973-76	1,579
12.	Tom Hagan, 1967-69	1,514
13.	Barry Goheen, 1986-89	1,509
14.	Dan Langhi, 1997-2000	1,502
15.	Riley LaChance, 2014-18	1,476
16.	A.J. Ogilvy, 2007-10	1,468
17.	Scott Draud, 1987-91	1,466
18.	Bobby Thym, 1954-57	1,403
19.	Kevin Anglin, 1990-93	1,389
20.	Jeff Roberson, 2014-18	1,373
21.	Billy McCaffrey, 1993-94	1,359
22.	Butch Feher, 1973-76	1,345
23.	Terry Compton, 1972-74	1,326
24.	Frank Seckar, 1993-96	1,317
25.	Damian Jones, 2013-16	1,313
26.	Barry Booker, 1986-89	1,310
27.	Will Perdue, 1984-88	1,281
28.	Jeff Turner, 1981-84	1,271
29.	Jermaine Beal, 2006-10	1,253
30.	Brad Tinsley, 2009-12	1,252
31.	Matthew Fisher-Davis, 2014-18	1,219
32.	Thorpe Weber, 1969-71	1,209
33.	Al Rochelle, 1954-57	1,206
34.	Jim Henry, 1956-59	1,198
35.	Joe Ford, 1973-76	1,193
36.	Billy Joe Adcock, 1947-50	1,190
37.	Brett Burrow, 1983-86	1,149
38.	Babe Taylor, 1953-56	1,144
39.	Mario Moore, 2003-2006	1,137
40.	Luke Kornet, 2013-17	1,135
41.	Bruce Elder, 1991-93	1,086
42.	Bo Wyenandt, 1966-68	1,078
43.	Todd Milholland, 1989-92	1,053
44.	Dan Finch, 1952-54	1,045
45.	Sam Howard, 1999-2002	1,042
46.	Austin Bates, 1994-98	1,020
47.	Perry Wallace, 1968-70	1,010
48.	Alex Gordon, 2005-08	1,007

Career - Per Game

(Minimum 50 games)

<u>Player, Years</u>	<u>G</u>	<u>FGM</u>	<u>FTM</u>	<u>TP</u>	<u>PPG</u>	
1.	Clyde Lee, 1964-66	79	633	425	1691	21.4
2.	Billy McCaffrey, 1993-94	66	458	912	1359	20.6
3.	Tom Hagan, 1967-69	76	577	360	1514	19.9
4.	Jim Henry, 1957-59	68	425	348	1198	17.6
5.	John Jenkins, 2010-12	98	517	1103	1660	16.9
6.	Terry Compton, 1972-74	80	527	277	1331	16.6
7.	Mike Rhodes, 1978-81	103	683	333	1699	16.5
8.	A.J. Ogilvy, 2007-10	63	353	622	1026	16.3
9.	Al Rochelle, 1954-57	75	416	374	1206	16.1
10.	Dan Finch, 1952-54	65	356	333	1045	16.1
11.	Charles Davis, 1977-81	105	683	309	1675	16.0
12.	Bobby Thym, 1954-57	89	475	453	1403	15.8

Season

<u>Player, Years</u>	<u>Points</u>	
1.	Billy McCaffrey, 1992-93	699
2.	John Jenkins, 2011-12	696
3.	Shan Foster, 2007-08	691
4.	Dan Langhi, 1999-00	664
5.	Billy McCaffrey, 1993-94	660
6.	Clyde Lee, 1964-65	631
7.	John Jenkins, 2010-11	624
8.	Tom Hagan, 1968-69	608
9.	Matt Freije, 2003-04	607
10.	Will Perdue, 1986-87	592
11.	Clyde Lee, 1964-65	589
12.	Derrick Byars, 2006-07	577
13.	Jeff Fosnes, 1974-75	575
14.	Will Perdue, 1987-88	567

Season - Per Game

#	<u>Player, Years</u>	<u>G</u>	<u>FGM</u>	<u>FTM</u>	<u>TP</u>	<u>PPG</u>
1.	Tom Hagan, 1968-69	26	246	116	608	23.4
2.	Clyde Lee, 1965-66	26	218	153	589	22.6
3.	Clyde Lee, 1964-65	28	239	153	631	22.5
t4.	Dan Langhi, 1999-00	30	222	162	664	22.1
t4.	Jeff Fosnes, 1974-75	26	238	99	575	22.1
6.	Dan Finch, 1953-54	22	165	151	481	21.9
7.	Dan Finch, 1952-53	18	124	124	372	20.7
8.	Billy McCaffrey, 1993-94	32	217	476	660	20.6
9.	Billy McCaffrey, 1992-93	34	241	134	699	20.5
10.	Jim Henry, 1957-58	24	182	129	493	20.5

Single Game

#	<u>Player, Game</u>	<u>Points</u>
1.	Tom Hagan vs. Mississippi State, Mar. 8, 1969	44
2.	Shan Foster vs. Mississippi State, Mar. 5, 2008	42
2.	Bo Wyenandt vs. Alabama, Feb. 11, 1967	42
3.	Clyde Lee at Kentucky, Jan. 2, 1965	41
4.	Jim Henry vs. Sewanee, Dec. 2, 1957	40
t5.	Jeff Fosnes vs. Jacksonville, Dec. 21, 1974	39
t5.	Clyde Lee vs. Syracuse, Dec. 28, 1965	39
t5.	John Ed Miller vs. Duke, Dec. 11, 1963	39
t8.	Kevin Anglin vs. New Hampshire, Dec. 21, 1991	38
t8.	Kenny Campbell vs. Northwestern, Dec. 21, 1966	38
t10.	Phil Cox vs. MTSU, Dec. 3, 1984	37
t10.	Willie Jones vs. Alabama, Feb. 27, 1982	37
t10.	Al Rochelle at Florida, Feb. 25, 1956	37



VANDERBILT SCORING MARKS

YEARLY SCORING LEADERS

Year	Player	Pts	Avg.	Year	Player	Pts	Avg.
2018	Jeff Roberson	542	16.9	1960	Bill Johnson, G	356	15.5
2017	M. Fisher-Davis, G	472	13.9	1959	Jim Henry, G	414	18.8
2016	Wade Baldwin IV, G	466	14.1	1958	Jim Henry, G	493	20.5
2015	Damian Jones, C	506	14.5	1957	Al Rochelle, G	381	17.3
2014	Rod Odom, F	423	13.6	1956	Al Rochelle, G	421	18.3
2013	Kedren Johnson, G	444	13.5	1955	Al Rochelle, G	355	16.1
2012	John Jenkins, G	696	19.9	1954	Dan Finch, F	481	21.9
2011	John Jenkins, G	624	19.5	1953	Dan Finch, F	372	20.7
2010	Jermaine Beal, G	481	14.6	1952	Dave Kardokus, F	314	11.6
2009	A.J. Ogilvy, C	448	15.4	1951	Al Weiss, C	353	13.6
2008	Shan Foster, G/F	691	20.3	1950	Billy Joe Adcock, G/F	315	12.6
2007	Derrick Byars, G/F	577	17.0	1949	Billy Joe Adcock, F	339	15.4
2006	Shan Foster, G/F	477	15.9	1948	Billy Joe Adcock, F	376	17.1
2005	Mario Moore, G	459	13.5				
2004	Matt Freije, F	607	18.4				
2003	Matt Freije, F	520	17.9				
2002	Matt Freije, F	484	15.1				
2001	Chuck Moore, G	348	12.0				
2000	Dan Langhi, F	664	22.1				
1999	Dan Langhi, F	512	17.7				
1998	Drew Maddux, G	553	16.8				
1997	Pax Whitehead, F	481	15.5				
1996	Frank Seckar, G	523	16.3				
1995	Ronnie McMahan, G/F	511	18.3				
1994	Billy McCaffrey, G	660	20.6				
1993	Billy McCaffrey, G	699	20.6				
1992	Kevin Anglin, G/F	506	16.9				
1991	Scott Draud, G	456	15.2				
1990	Scott Draud, G	546	15.6				
1989	Frank Kornet, C/F	554	16.8				
1988	Will Perdue, C	567	18.3				
1987	Will Perdue, C	592	17.4				
1986	Brett Burrow, C	370	13.2				
1985	Phil Cox, G	445	16.5				
1984	Jeff Turner, F/C	486	16.8				
1983	Phil Cox, G	477	14.5				
1982	Willie Jones, C/F	442	15.8				
1981	Al Miller, G/F	423	14.6				
1980	Mike Rhodes, G	479	18.4				
1979	Charles Davis, F	502	18.6				
1978	Mike Rhodes, G	507	18.8				
1977	Charles Davis, F	399	15.3				
1976	Jeff Fosnes, F	482	17.9				
1975	Jeff Fosnes, F	575	22.1				
1974	Terry Compton, F	415	14.8				
1973	Terry Compton, F	461	17.7				
1972	Terry Compton, F	450	17.3				
1971	Thorpe Weber, F	439	16.9				
1970	Perry Wallace, F	461	17.7				
1969	Tom Hagan, G	608	23.4				
1968	Tom Hagan, G	463	19.2				
1967	Tom Hagan, G	443	17.0				
1966	Clyde Lee, C	589	22.6				
1965	Clyde Lee, C	631	22.5				
1964	Clyde Lee, C	471	18.8				
1963	Roger Schurig, G	387	16.8				
1962	John Russell, G	369	15.4				
1961	Bill Depp, C	412	17.2				

Freshmen

By Points

Player,Year	Points
1. A.J. Ogilvy	578
2. Mike Rhodes, 1978	507
3. Riley LaChance, 2015	429
4. Al Miller, 1981	423
5. Charles Davis, 1977	399
6. Phil Cox, 1982	378
7. Jeffery Taylor, 2009	377
8. Damian Jones, 2014	349
9. Brad Tinsley, 2009	341
10. John Jenkins, 2010	340

By Average

Player,Year	Avg.
1. Mike Rhodes, 1978	18.8
2. A.J. Ogilvy, 2008	17.0
3. Charles Davis, 1977	15.3
4. Al Miller, 1981	14.6
t5. Phil Cox, 1982	13.5
t5. Bobby Thym, 1954	13.5
7. Jimmy Cummings, 1953	12.4
8. Jeffery Taylor, 2009	12.2
9. Riley LaChance, 2015	12.3
10. Damian Jones, 2014	11.3

Sophomores

By Points

Player,Year	Points
1. John Jenkins, 2011	624
2. Damian Jones, 2015	506
3. Matt Freije, 2002	484
4. Shan Foster, 2006	477
5. Clyde Lee, 1965	471
6. Wade Baldwin IV, 2016	466
7. Terry Compton, 1972	450
8. A.J. Ogilvy, 2009	448
9. Drew Maddux, 1996	447
10. Tom Hagan, 1967	443

By Average

Player,Year	Avg.
1. John Jenkins, 2011	19.5
2. Clyde Lee, 1965	18.8
3. Terry Compton, 1972	17.3
4. Billy Joe Adcock, 1948	17.1
5. Tom Hagan, 1967	17.0
t6. Charles Davis, 1978	16.8
t6. Roger Schurig, 1963	16.8
8. Bill Ligon, 1972	16.7
9. Al Rochelle, 1955	16.1
10. Bobby Thym, 1955	16.0

Juniors

By Points

Player,Year	Points
1. Billy McCaffrey, 1993	699
2. John Jenkins, 2012	696
3. Clyde Lee, 1966	631
4. Will Perdue, 1987	592
5. Jeff Fosnes, 1975	575
6. Scott Draud, 1990	546
7. Butch Feher, 1975	533
8. Shan Foster, 2007	531
9. Matt Freije, 2003	520
10. Dan Langhi, 1999	512

By Average

Player,Year	Avg.
1. Clyde Lee, 1966	22.5
2. Jeff Fosnes, 1975	22.1
3. Dan Finch, 1953	20.7
4. Billy McCaffrey, 1993	20.6
t5. Butch Feher, 1975	20.5
t5. Jim Henry, 1958	20.5
7. John Jenkins, 2012	19.9
8. Tom Hagan, 1968	19.2
9. Charles Davis, 1979	18.6
10. Mike Rhodes, 1980	18.4

Seniors

By Points

Player,Year	Points
1. Shan Foster, 2008	691
2. Dan Langhi, 2000	664
3. Billy McCaffrey, 1994	660
4. Tom Hagan, 1969	608
5. Matt Freije, 2004	607
6. Clyde Lee, 1967	589
7. Jeffery Taylor, 2012	581
8. Derrick Byars, 2007	577
9. Will Perdue, 1988	567
10. Drew Maddux, 1998	553

By Average

Player,Year	Avg.
1. Tom Hagan, 1969	23.4
2. Clyde Lee, 1967	22.6
3. Dan Langhi, 2000	22.1
4. Dan Finch, 1954	21.9
5. Billy McCaffrey, 1994	20.6
6. Shan Foster, 2008	20.3
7. Jim Henry, 1959	18.8
8. Matt Freije, 2004	18.4
t9. Ronnie McMahan, 1995	18.3
t9. Will Perdue, 1988	18.3



VANDERBILT SCORING MARKS

30-Plus Point Scorers

Date	Player	Points
11/19/17	Matthew Fisher-Davis vs. USC	31
2/3/18	Jeff Roberson vs. Auburn	30
1/4/17	Matthew Fisher-Davis vs. Auburn	33
12/7/11	Jeffery Taylor vs. Davidson	30
2/12/11	John Jenkins vs. Kentucky	32
3/4/09	A.J. Ogilvy vs. LSU	33
3/5/08	Shan Foster vs. Mississippi State	42
2/26/08	Shan Foster vs. Tennessee	32
1/5/08	Shan Foster vs. UMass	32
2/28/07	Shan Foster vs. South Carolina	33
2/14/07	Derrick Byars vs. South Carolina	32
2/8/06	Shan Foster vs. Alabama	30
3/21/05	Mario Moore vs. Wichita State	31
3/5/05	Mario Moore vs. LSU	30
2/2/05	Alex Gordon vs. Tennessee	30
3/21/04	Matt Freije vs. North Carolina State	31
2/18/04	Matt Freije vs. Alabama	32
12/13/03	Matt Freije vs. Tennessee Tech	31
11/24/03	Matt Freije vs. Indiana	32
1/29/03	Matt Freije vs. Georgia	31
3/1/00	Dan Langhi vs. Georgia	32
2/26/00	Dan Langhi vs. Mississippi	33
1/15/00	Dan Langhi vs. Florida	31
1/12/00	Dan Langhi vs. Tennessee	31
12/18/99	Dan Langhi vs. Western Kentucky	30
2/21/99	Dan Langhi vs. Alabama	30
11/21/98	Dan Langhi vs. Notre Dame	33
1/14/98	Drew Maddux vs. Alabama	33
12/17/95	Frank Seckar vs. North Carolina A&T	30
11/21/95	Frank Seckar vs. Chaminade	30
2/11/95	Ronnie McMahan vs. Arkansas	34
1/25/95	Ronnie McMahan vs. Mississippi	33
3/30/94	Frank Seckar vs. Villanova	30
2/26/94	Billy McCaffrey vs. Florida	31
2/24/93	Billy McCaffrey vs. Georgia	35
2/26/92	Kevin Anglin vs. Georgia	32
12/29/91	Kevin Anglin vs. New Hampshire	38
2/18/90	Scott Draud vs. LSU	31
1/10/90	Scott Draud vs. Mississippi	30
12/29/87	Will Perdue vs. Cornell	31
3/21/87	Will Perdue vs. So. Mississippi (NIT)	34
12/3/84	Phil Cox vs. MTSU	37
3/3/84	Jeff Turner vs. Mississippi	30
2/6/84	Phil Cox vs. Alabama	30
2/27/82	Willie Jones vs. Alabama	37
2/24/82	Willie Jones vs. Florida	32
11/28/81	Phil Cox vs. Duke	30
2/20/80	Mike Rhodes vs. Florida	30
1/19/80	Mike Rhodes vs. Kentucky	34
12/6/79	Mike Rhodes vs. Mississippi State	31
2/12/79	Mike Rhodes vs. Alabama	32
2/7/79	Charles Davis vs. Kentucky	31
12/28/77	Charles Davis vs. Richmond	31
12/22/77	Mike Rhodes vs. Virginia Tech	34
1/10/76	Butch Feher vs. Georgia	36
12/6/76	Charles Davis vs. Michigan	31

Date	Player	Points
12/6/76	Butch Feher vs. Holy Cross	35
12/21/74	Jeff Fosnes vs. Jacksonville	39
12/21/74	Butch Feher vs. Jacksonville	34
2/10/75	Butch Feher vs. LSU	31
1/18/75	Jeff Fosnes vs. Auburn	32
2/17/73	Terry Compton vs. LSU	33
3/9/72	Tom Arnholt vs. Mississippi State	33
2/19/72	Bill Ligon vs. LSU	31
2/12/72	Terry Compton vs. Georgia	35
12/8/70	Rod Freeman vs. Illinois	31
3/8/69	Tom Hagan vs. Mississippi State	44
2/17/69	Tom Hagan vs. LSU	31
12/21/68	Tom Hagan vs. Kansas State	34
12/14/68	Tom Hagan vs. Mississippi State	33
3/4/68	Kenny Campbell vs. LSU	31
12/2/67	Tom Hagan vs. SMU	34
2/20/67	Bo Wyenandt vs. Alabama	42
12/21/66	Kenny Campbell vs. Northwestern	38
2/19/66	Keith Thomas vs. Florida	30
1/15/66	Clyde Lee vs. Kentucky	30
1/4/66	Clyde Lee vs. Tulane	31
12/28/65	Clyde Lee vs. Syracuse	39
12/13/65	Clyde Lee vs. Wake Forest	32
12/30/65	Keith Thomas vs. Purdue	30
1/5/65	Clyde Lee vs. Kentucky	41
2/8/65	Clyde Lee vs. LSU	33
2/16/65	Clyde Lee vs. Kentucky	33
1/2/65	Clyde Lee vs. Tennessee	30
2/16/65	John Ed Miller vs. Kentucky	30
12/14/63	Roger Schurig vs. Arkansas	32
12/11/63	John Ed Miller vs. Duke	39
2/23/63	Roger Schurig vs. Florida	30
1/5/63	Roger Schurig vs. Tennessee	30
12/11/62	Roger Schurig vs. Duke	32
2/18/61	Bill Depp vs. Tennessee	31
12/2/57	Jim Henry vs. Sewanee	40
2/25/56	Al Rochelle vs. Florida	37
12/1/52	Dan Finch vs. Duke	30
2/14/49	Billy Joe Adcock vs. Mississippi State	36

MOST 30-PLUS POINTS SCORING GAMES

Player	Games
1. Clyde Lee (1964-66)	8
2. Dan Langhi (1997-2000)	7
t3. Shan Foster (2005-08)	5
t3. Matt Freije (2001-04)	5
t3. Mike Rhodes (1978-81)	5
t6. Butch Feher (1973-76)	4
t6. Roger Schurig (1963-65)	4



VU FG SHOOTING MARKS

Field Goals Made

In a Career

Player, Years	FGM	FGA	Pct.
1. Shan Foster, 2005-08	699	1483	.471
2. Charles Davis, 1977-81	683	1328	.514
2. Mike Rhodes, 1978-81	683	1414	.483
4. Jeffery Taylor, 2009-12	665	1378	.483
5. Jeff Fosnes, 1973-76	651	1271	.512
6. Phil Cox, 1982-85	641	1320	.486
7. Clyde Lee, 1964-66	633	1383	.457
8. Matt Freije, 2003-04	632	1412	.448
9. Ronnie McMahan, 1992-95	566	1352	.418
10. Tom Hagan, 1967-69	577	1144	.504

In a Season

Player, Season	FGM	FGA	Pct.
1. Tom Hagan, 1968-69	246	480	.513
2. Shan Foster, 2007-08	242	463	.523
3. Billy McCaffrey, 1992-93	241	436	.553
4. Clyde Lee, 1964-65	239	516	.463
5. Jeff Fosnes, 1974-75	238	432	.551
6. Will Perdue, 1987-88	234	369	.634
7. Will Perdue, 1986-87	233	389	.599
8. Dan Langhi, 1999-00	222	465	.477
9. Frank Kornet, 1988-89	220	388	.567
10. Clyde Lee, 1965-66	218	457	.455

Field Goals Attempted

In a Career

Player, Years	FGM	FGA	Pct.
1. Shan Foster, 2005-08	699	1483	.471
2. Mike Rhodes, 1978-81	683	1414	.483
3. Matt Freije, 2003-04	632	1412	.448
4. Clyde Lee, 1964-66	633	1383	.457
5. Jeffery Taylor, 2009-12	665	1378	.483
6. Babe Taylor, 1953-56	478	1371	.349
7. Ronnie McMahan, 1992-95	566	1352	.418
8. Drew Maddux, 1994-98	571	1348	.424
9. Charles Davis, 1977-81	683	1328	.514
10. Phil Cox, 1982-85	641	1320	.486

In a Season

Player, Season	FGM	FGA	Pct.
1. Clyde Lee, 1964-65	239	516	.463
2. Tom Hagan, 1968-69	246	480	.513
3. Billy McCaffrey, 1993-94	217	476	.456
4. Dan Langhi, 1999-00	222	465	.477
5. Shan Foster, 2007-08	242	463	.523
6. John Jenkins, 2010-12	217	458	.474
7. Clyde Lee, 1965-66	218	457	.455
8. Derrick Byars, 2006-07	206	451	.457
9. Matt Freije, 2003-04	186	446	.415
10. Ronnie McMahan, 1994-95	165	439	.376

ANNUAL FIELD GOAL PERCENTAGE LEADERS

Year	Player	FG	Pct.	Year	Player	FG	Pct.
2018	Jeff Roberson	164-343	.478	1983	James Williams, F	122-243	.502
2017	Nolan Cressler	107-208	.514	1982	Willie Jones, F/C	169-288	.587
2016	Damian Jones	184-312	.590	1981	Willie Jones, F/C	110-165	.667
2015	James Siakam, F	99-158	.627	1980	Willie Jones, F/C	88-153	.575
2014	James Siakam, F	76-129	.589	1979	Charles Davis, F	203-352	.577
2013	Sheldon Jeter, F	64-136	.471	1978	Charles Davis, F	178-353	.504
2012	Festus Ezeli, C	89-165	.539	1977	Greg Fuller, F	109-213	.512
2011	Festus Ezeli, C	151-257	.588	1976	Dicky Keffer, G	82-156	.526
2010	A.J. Ogilvy, C	142-279	.509	1975	Jeff Fosnes, F	238-432	.551
2009	A.J. Ogilvy, C	152-280	.543	1974	Lee Fowler, F	83-157	.529
2008	A.J. Ogilvy, C	201-342	.588	1973	Jeff Fosnes, F	69-129	.535
2007	Ross Neltner, F	117-221	.529	1972	Terry Compton, F	173-319	.542
2006	Julian Terrell, F	124-240	.517	1971	Ralph Mayes, G	69-125	.552
2005	Jason Holwerda, G	91-147	.619	1970	Perry Wallace, F	197-400	.493
2004	Scott Hundley, G	81-162	.500	1969	Tom Hagan, G	246-480	.513
2003	Brian Thornton, F	129-245	.527	1968	Bob Bundy, C	108-171	.631
2002	Brian Thornton, F	76-148	.514	1967	Ken Gibbs, C	105-200	.525
2001	Greg LaPointe, C	125-225	.556	1966	Keith Thomas, G	196-382	.513
2000	Atiba Prater, G	82-167	.491	1965	Wayne Calvert, G	56-104	.538
1999	Greg LaPointe, C	84-166	.506	1964	Keith Thomas, G	62-122	.508
1998	Billy Di Spaltro, F	108-205	.527	1963	Roger Schurig, G	150-345	.435
1997	Billy Di Spaltro, F	111-212	.524	1962	Bob Scott, F/C	122-291	.419
1996	Billy Di Spaltro, F	75-127	.591	1961	Don Ringstaff, F	90-196	.459
1995	Chris Woods, C	61-122	.500	1960	Bill Depp, C	116-277	.419
1994	Chris Lawson, C	140-270	.519	1959	Jim Henry, G	148-309	.479
1993	Bruce Elder, F	142-239	.594	1958	Hub Houglund, F	113-237	.477
1992	Todd Milholland, C	140-260	.539	1957	Jim Henry, G	95-212	.448
1991	Steve Grant, F	86-138	.623	1956	Al Rochelle, G	134-345	.388
1990	Steve Grant, F	80-118	.678	1955	Al Rochelle, G	119-309	.385
1989	Frank Kornet, F/C	220-388	.567	1954	Bobby Thym, F	110-276	.399
1988	Will Perdue, C	234-369	.634	1953	George Nordhaus, C	63-161	.391
1987	Will Perdue, C	233-389	.599	1952	Dan Finch, F	67-193	.351
1986	Barry Goheen, G	91-168	.542	1951	Al Weiss, C	132-365	.362
1985	Brett Burrow, C	137-265	.517	1950	George Kelley, F/C	82-234	.350
1984	Jeff Turner, F/C	200-375	.533	1949	Haworth Parks, F	43-124	.339

Field Goals Percentage

In a Career (Minimum 400 FGA)

Player, Years	FGM	FGA	Pct.
1. Will Perdue, 1984, 1986-88	519	856	.606
2. Willie Jones, 1980-82	367	606	.605
3. Damian Jones, 2013-2016	508	897	.566
4. Festus Ezeli, 2008-12	330	587	.562
5. A.J. Ogilvy, 2007-10	495	901	.549
6. Bob Bundy, 1967-69	220	402	.547
7. Frank Kornet, 1986-89	377	706	.534
8. Billy Di Spaltro, 1994-98	304	572	.531
9. Todd Milholland, 1989-1992	412	789	.522
10. Keith Thomas, 1964-66	401	777	.516

In a Season (Minimum 100 FGA)

Player, Season	FGM	FGA	Pct.
1. Steve Grant, 1989-90	80	118	.678
2. Willie Jones, 1980-81	110	165	.667
3. Will Perdue, 1987-88	234	369	.634
4. Bob Bundy, 1967-68	108	171	.632
5. James Siakam, 2014-15	99	158	.627
6. Steve Grant, 1990-91	86	138	.623
7. Jason Holwerda, 2004-05	91	147	.619
8. Will Perdue, 1986-87	233	389	.599
9. Bruce Elder, 1992-93	142	239	.594
10. Billy Di Spaltro, 1995-96	75	127	.591



VU 3-PT FG SHOOTING MARKS

3-Point Field Goals Made

In a Career

Player, Years	3FGM	3FGA	Pct.
1. Shan Foster, 2005-08	367	872	.421
2. John Jenkins, 2010-12	306	699	.438
3. Ronnie McMahan, 1992-95	296	774	.382
4. Scott Draud, 1987-88, 90-91	288	657	.438
5. Frank Seckar, 1993-96	278	675	.419
6. Matthew Fisher-Davis, 2015-18	269	685	.393
7. Sam Howard, 1998-2002	238	653	.364
8. Barry Booker, 1986-89	246	535	.460
9. Drew Maddux, 1994-98	226	641	.353
10. Mario Moore, 2003-06	197	559	.352

In a Season

Player, Years	3FGM	3FGA	Pct.
t1. Shan Foster, 2007-08	134	286	.469
t1. John Jenkins, 2011-12	134	305	.439
3. Frank Seckar, 1995-96	103	272	.379
4. Scott Draud, 1990-91	101	225	.449
5. John Jenkins, 2010-11	100	245	.408
t6. Scott Draud, 1989-90	90	208	.433
t6. Shan Foster, 2005-06	90	217	.415
t8. Barry Booker, 1988-89	87	194	.449
t8. Ronnie McMahan, 1993-94	87	228	.382
10. Brendan Plavich, 2001-02	86	195	.441

3-Point Field Goals Attempted

In a Career

Player, Years	3FGM	3FGA	Pct.
1. Shan Foster, 2005-08	367	872	.421
2. Ronnie McMahan, 1992-95	296	774	.382
3. John Jenkins, 2010-12	306	699	.438
4. Matthew Fisher-Davis, 2015-18	269	685	.393
5. Frank Seckar, 1993-96	278	675	.419
6. Scott Draud, 1987-88, 90-91	288	657	.438
7. Sam Howard, 1998-2002	238	653	.364
8. Drew Maddux, 1994-98	226	641	.353
9. Mario Moore, 2003-2006	197	559	.352
10. Matt Freije, 2000-04	183	515	.355

In a Season

Player, Season	3FGM	3FGA	Pct.
t1. John Jenkins, 2011-12	134	305	.439
t1. Shan Foster, 2007-08	134	286	.469
3. Frank Seckar, 1995-96	103	272	.379
4. John Jenkins, 2010-11	100	245	.408
5. Ronnie McMahan, 1993-94	87	228	.382
6. Matthew Fisher-Davis, 2016-17	84	226	.372
7. Scott Draud, 1990-91	101	225	.449
8. Ronnie McMahan, 1994-95	78	222	.351
9. Rod Odom, 2013-14	85	221	.385
10. Drew Maddux, 1997-98	79	217	.364

ANNUAL FIELD GOAL PERCENTAGE LEADERS

Leaders Determined by 3-Point Field Goals Made

Year	Name	3FG	Att	Pct.
2018	Riley LaChance, G	81	194	.418
2017	Riley LaChance, G	70	144	.486
2016	Matthew Fisher-Davis, G	79	177	.446
2015	Matthew Fisher-Davis, G	71	177	.401
2014	Rod Odom, F	85	221	.385
2013	Kevin Bright, G	54	133	.406
2012	John Jenkins, G	134	305	.439
2011	John Jenkins, G	100	245	.408
2010	Jermaine Beal, G	72	190	.379
2010	John Jenkins, G	72	149	.423
2009	Brad Tinsley, G	69	168	.411
2008	Shan Foster, G/F	134	286	.469
2007	Dan Cage, G	80	181	.442
2006	Shan Foster, G/F	90	217	.415
2005	Mario Moore, G	77	193	.399
2004	Mario Moore, G	66	182	.363
2003	Matt Freije, F	65	185	.351
2002	Brendan Plavich, G	86	195	.443
2001	Chuck Moore, G	55	157	.350
2000	Sam Howard, G	78	216	.361
1999	Sam Howard, G	58	158	.367
1998	Drew Maddux, G	79	217	.364
1997	Pax Whitehead, F	67	186	.360
1996	Frank Seckar, G	103	272	.379
1995	Frank Seckar, G	83	195	.426
1994	Ronnie McMahan, G	87	228	.382
1993	Billy McCaffrey, G	83	162	.512
1992	Ronnie McMahan, G	58	157	.369
1991	Scott Draud, G	101	225	.449
1990	Scott Draud, G	90	208	.433
1989	Barry Booker, G	87	194	.448
1988	Barry Booker, G	74	171	.433
1987	Barry Booker, G	85	170	.500

3-Point Field Goal Percentage

In a Career (Min. 30 3FGA)

Player, Years	3FGM	3FGA	Pct.
1. Barry Booker, 1986-89	246	535	.460
2. Billy McCaffrey, 1993-94	141	316	.446
t3. Scott Draud, 1987-88, 90-91	288	657	.438
t3. John Jenkins, 2010-12	306	699	.438
5. Dan Cage, 2004-07	164	385	.426
6. Aaron Beth, 1991-94	38	90	.422
7. Shan Foster, 2005-08	367	872	.421
8. Derrick Wilcox, 1987-90	114	271	.421
9. Frank Seckar, 1993-96	278	675	.419
10. Barry Goheen, 1986-89	118	282	.418

In a Season (Min. 30 3FGA)

Player, Season	3FGM	3FGA	Pct.
1. Billy McCaffrey, 1992-93	83	162	.512
2. Barry Booker, 1986-87	85	170	.500
3. Riley LaChance, 2016-17	70	144	.486
4. John Jenkins, 2009-10	72	149	.483
5. Rick Jones, 1999-00	41	85	.482
6. Aaron Beth, 1991-92	26	55	.473
7. Shan Foster, 2007-08	134	286	.469
8. Derrick Wilcox, 1989-90	56	120	.467
9. Derrick Wilcox, 1987-88	18	39	.462
t10. Dawid Przybyszewski, 2003-04	51	112	.455
t10. Jeff Roberson, 2014-15	15	33	.455



VU FT SHOOTING MARKS

Free Throws Made

In a Career

Player, Years	FTM	FTA	Pct.
1. A.J. Ogilvy, 2007-10	471	641	.735
2. Bobby Thym, 1954-57	453	675	.671
3. Jeffery Taylor, 2009-2012	452	652	.693
4. Matt Freije, 2001-04	444	565	.786
4. Phil Cox, 1982-85	442	513	.862
6. Clyde Lee, 1964-66	425	610	.697
7. Kevin Anglin, 1990-93	415	549	.756
8. Al Rochelle, 1954-57	374	498	.751
9. Jeff Roberson, 2015-18	373	465	.802
10. Tom Hagan, 1967-69	360	432	.833

In a Season

Player, Season	FTM	FTA	Pct.
1. A.J. Ogilvy, 2007-08	176	229	.769
2. Matt Freije, 2003-04	175	222	.788
3. Billy McCaffrey, 1993-94	168	189	.889
4. Dan Langhi, 1999-00	162	186	.871
5. Billy Di Spaltro, 1996-97	160	208	.769
6. A.J. Ogilvy, 2009-10	158	216	.731
t7. Wade Baldwin IV, 2015-16	155	194	.799
t7. Kevin Anglin, 1991-92	155	207	.749
t9. Al Rochelle, 1955-56	153	204	.750
t9. Clyde Lee, 1964-65	153	228	.671
t9. Clyde Lee, 1965-66	153	206	.742

Free Throws Attempted

In a Career

Player, Years	FTM	FTA	Pct.
1. Bobby Thym, 1954-57	453	675	.671
2. Jeffery Taylor, 2009-2012	452	652	.693
3. A.J. Ogilvy, 2007-10	471	641	.735
4. Clyde Lee, 1964-66	425	610	.697
5. Matt Freije, 2000-04	444	565	.786
6. Kevin Anglin, 1989-93	415	549	.756
7. Damian Jones, 2013-16	286	524	.565
8. Phil Cox, 1982-85	442	513	.862
9. Al Rochelle, 1954-57	374	498	.751
10. Dan Finch, 1952-54	333	490	.680

In a Season

Player, Season	FTM	FTA	Pct.
1. A.J. Ogilvy, 2007-08	176	229	.769
2. Clyde Lee, 1964-65	153	228	.671
t3. Matt Freije, 2003-04	175	222	.788
t3. Damian Jones, 2014-15	133	222	.599
5. Festus Ezeli, 2010-11	140	216	.648
6. A.J. Ogilvy, 2009-10	158	216	.731
7. Dan Finch, 1953-54	151	211	.716
8. Billy Di Spaltro, 1996-97	160	208	.769
9. Kevin Anglin, 1991-92	155	207	.749
10. Clyde Lee, 1965-66	153	206	.742

ANNUAL FT PERCENTAGE LEADERS (Min. 50 attempts)

Year	Player	FT-A	Pct.	Year	Player	FT-A	Pct.
2018	Jeff Roberson	152-178	.854	1983	Phil Cox, G	113-126	.897
2017	Riley LaChance	68-78	.872	1982	Phil Cox, G	126-145	.869
2016	Jeff Roberson	85-102	.833	1981	Mike Rhodes, G/F	69-84	.821
2015	Riley LaChance	69-79	.873	1980	Mike Rhodes, G/F	89-110	.809
2014	Rod Odom	66-92	.717	1979	Mike Rhodes, G/F	72-87	.827
2013	Kedren Johnson	99-137	.723	1978	Tommy Springer, G	51-61	.836
2012	Brad Tinsley	59-69	.855	1977	Dicky Keffer, G	66-81	.815
2011	John Jenkins	144-161	.894	1976	Joe Ford, G	102-126	.817
2010	Jermaine Beal	93-116	.802	1975	Joe Ford, G	94-112	.839
2009	Brad Tinsley	56-68	.824	1974	Terry Compton, F	89-102	.873
2008	Ross Neltner, F	61-77	.792	1973	Lee Fowler, F	51-67	.761
2007	Dan Cage, G	70-80	.875	1972	Tom Arnholt, G	81-91	.890
2006	Shan Foster, G/F	63-83	.759	1971	Rudy Thacker, G	56-61	.918
2005	Mario Moore, G	72-89	.809	1970	Ralph Mayes, G	48-59	.814
2004	Scott Hundley, G	46-58	.793	1969	Rudy Thacker, G	64-72	.889
2003	Matt Freije, F	99-124	.798	1968	Tom Hagan, G	141-167	.844
2002	Chuck Moore, G	78-96	.813	1967	Jerry Southwood, G	61-77	.792
2001	Chuck Moore, G	63-79	.797	1966	Keith Thomas, G	78-98	.796
2000	Dan Langhi, F	162-186	.871	1965	Keith Thomas, G	56-65	.862
1999	Dan Langhi, F	141-167	.844	1964	John Ed Miller, G	119-148	.804
1998	Billy Di Spaltro, F	87-107	.813	1963	Roger Schurig, G	87-109	.799
1997	Billy Di Spaltro, F	160-208	.769	1962	Bobby Bland, G	52-64	.813
1996	Drew Maddux, G	81-106	.764	1961	Don Ringstaff, F	96-127	.756
1995	Drew Maddux, G	51-59	.864	1960	Bill Johnson, G	80-101	.792
1994	Billy McCaffrey, G	168-189	.889	1959	Jim Henry, G	118-150	.787
1993	Billy McCaffrey, G	134-154	.870	1958	Jimmy French, G	51-61	.836
1992	Todd Milholland, C	61-75	.813	1957	Al Rochelle, G	75-96	.781
1991	Scott Draud, G	63-72	.875	1956	Al Rochelle, G	153-204	.750
1990	Scott Draud, G	100-115	.870	1955	Al Rochelle, G	117-157	.745
1989	Eric Reid, F	103-133	.774	1954	Babe Taylor, G	62-74	.838
1988	Barry Goheen, G	86-112	.768	1953	George Nordhaus, C	84-123	.683
1987	Barry Goheen, G	114-136	.838	1952	Bob Dudley Smith, F	54-76	.711
1986	Barry Goheen, G	44-52	.846	1951	Bob Dudley Smith, F	87-121	.719
1985	Phil Cox, G	111-127	.874	1950	Bob Dudley Smith, F	42-53	.792
1984	Jeff Turner, F/C	86-102	.843	1949	George Kelley, F	94-143	.657

Free Throw Percentage

In a Career (Minimum 150 FTA)

Player, Years	FTM	FTA	Pct.
1. Billy McCaffrey, 1993-94	302	343	.880
2. Rudy Thacker, 1969-71	152	173	.879
3. Phil Cox, 1982-85	442	513	.862
4. John Jenkins, 2010-12	320	374	.856
5. Scott Draud, 1987-88, 90-91	232	276	.841
6. Brad Tinsley, 2009-12	243	290	.838
7. Riley LaChance, 2015-18	220	264	.833
7. Tom Hagan, 1967-69	360	432	.833
9. Dan Langhi, 1996-00	394	474	.831
10. Tom Arnholt, 1970-72	253	305	.830

In a Season (Minimum 50 FTA)

Player, Season	FTM	FTA	Pct.
1. Rudy Thacker, 1970-71	56	61	.918
2. Phil Cox, 1982-83	113	126	.897
3. John Jenkins, 2010-11	144	161	.894
4. Tom Arnholt, 1971-72	81	91	.890
5. Billy McCaffrey, 1993-94	168	189	.889
6. Rudy Thacker, 1968-69	64	72	.889
t7. Scott Draud, 1990-91	63	72	.875
t7. Dan Cage, 2006-07	70	80	.875
9. Phil Cox, 1984-85	111	127	.874
t10. Terry Compton, 1973-74	89	102	.873
t10. Riley LaChance, 2014-15	69	79	.873



VU REBOUNTING MARKS

Rebounds

In a Career

Player, Years	G	Reb	RPG
1. Clyde Lee, 1964-66	79	1223	15.5
2. Perry Wallace, 1968-70	78	894	11.5
3. Bobby Thym, 1954-57	89	872	9.8
4. Bob "Snake" Grace, 1963-65	76	837	11.0
5. Charley Harrison, 1953-56	79	802	10.2
6. Jeffery Taylor, 2009-12	134	752	5.6
7. Jeff Roberson, 2015-18	132	755	5.7
8. Bill Depp, 1959-61	71	747	10.5
9. Will Perdue, 1983-88	104	708	6.8
10. Thorpe Weber, 1969-71	78	673	8.6

Per Game In a Career (Minimum 50 games)

Player, Years	G	Reb	RPG
1. Clyde Lee, 1964-66	79	1223	15.5
2. Perry Wallace, 1968-70	78	894	11.5
3. Bob "Snake" Grace, 1963-65	76	837	11.0
4. Bill Depp, 1959-61	71	747	10.5
5. Charley Harrison, 1953-56	79	802	10.2
6. Bobby Thym, 1954-57	89	872	9.8
7. Ben Rowan, 1958-60	69	666	9.7
8. Dan Finch, 1952-54	65	618	9.5
t9. Thorpe Weber, 1969-71	78	673	8.6
t9. Jo Gibbs, 1954-57	69	593	8.6

In a Season

Player, Season	G	Reb	RPG
1. Clyde Lee, 1964-65	28	420	15.0
2. Clyde Lee, 1965-66	26	412	15.8
3. Clyde Lee, 1963-64	25	391	15.6
4. Perry Wallace, 1969-70	26	350	13.5
5. Charley Harrison, 1955-56	22	315	14.3
6. Will Perdue, 1987-88	31	314	10.1
7. Bill Depp, 1960-61	24	309	12.9
8. Bob "Snake" Grace, 1962-63	23	308	13.4
9. Charley Harrison, 1954-55	22	284	12.9
10. Jo Gibbs, 1956-57	22	274	12.5

Per Game In a Season

Player, Season	G	Reb	RPG
1. Clyde Lee, 1965-66	26	412	15.8
2. Clyde Lee, 1963-64	25	391	15.6
3. Clyde Lee, 1964-65	28	420	15.0
4. Charley Harrison, 1955-56	22	315	14.3
5. Dan Finch, 1952-53	18	247	13.7
6. Perry Wallace, 1969-70	26	350	13.5
7. Bob "Snake" Grace, 1962-63	23	308	13.4
t8. Charley Harrison, 1954-55	22	284	12.9
t8. Bill Depp, 1960-61	24	309	12.9
10. Jo Gibbs, 1956-57	22	274	12.5

ANNUAL REBOUNTING LEADERS

Year	Player	Reb.	Year	Player	Reb.
2018	Jeff Roberson, F	7.1	1985	Brett Burrow, C	8.0
2017	Jeff Roberson, F	7.0	1984	Jeff Turner, F-C	7.3
2016	Luke Kornet, C	7.3	1983	Ted Young, C-F	6.7
2015	Damian Jones, C	6.5	1982	Willie Jones, C-F	6.4
2014	Damian Jones, C	5.7	1981	Charles Davis, F	5.8
2013	Kevin Bright, G	5.5	1980	Ted Young, F	5.9
2012	Lance Goulbourne, F	6.9	1979	Charles Davis, F	8.6
2011	Lance Goulbourne, F	7.3	1978	Charles Davis, F	7.1
2010	A.J. Ogilvy, C	6.2	1977	Charles Davis, F	7.0
2009	A.J. Ogilvy, C	7.1	1976	Butch Feher, G	7.7
2008	A.J. Ogilvy, C	6.7	1975	Jeff Fosnes, F	9.0
2007	Ross Neltner, F	5.7	1974	Jan van Breda Kolff, G	9.7
2006	Julian Terrell, F	7.2	1973	Steve Turner, C	7.8
2005	Julian Terrell, F	5.1	1972	Ray Maddux, C	10.7
2004	Matt Freije, F	5.4	1971	Thorpe Weber, F	9.7
2003	Brian Thornton, F	5.7	1970	Perry Wallace, F	13.5
2002	Matt Freije, F	5.1	1969	Perry Wallace, F	10.5
2001	Anthony Williams, F	7.9	1968	Perry Wallace, F	10.4
2000	Anthony Williams, F	6.4	1967	Bob Warren, F	8.4
1999	Dan Langhi, F	7.3	1966	Clyde Lee, C	15.8
1998	Billy Di Spaltro, F	5.7	1965	Clyde Lee, C	15.0
1997	Billy Di Spaltro, F	6.3	1964	Clyde Lee, C	15.6
1996	Malik Evans, F	6.5	1963	Bob Grace, C	13.4
1995	Bryan Milburn, F	6.3	1962	Ron Griffiths, C	10.3
1994	Chris Lawson, C	6.8	1961	Bill Deep, C	12.9
1993	Bruce Elder, F	6.1	1960	Ben Rowan, F	11.3
1992	Dan Hall, F	5.9	1959	Ben Rowan, F	10.7
1991	Bruce Elder, F	5.9	1958	Don Hinton, F-C	8.9
1990	Eric Reid, F	5.8	1957	Hobby Gibbs, F	12.5
1989	Frank Kornet, C-F	7.1	1956	Charley Harrison, C	14.3
1988	Will Perdue, C	10.1	1955	Charley Harrison, C	12.9
1987	Will Perdue, C	8.7	1954	Dan Finch, F	11.3
1986	Brett Burrow, C	5.8	1953	Dan Finch	13.7

Rebounding Average Leaders By Class

Freshmen			Juniors		
RPG	Player	Year	RPG	Player	Year
1. 9.6	Jimmy Cummings	1953	1. 15.0	Clyde Lee	1965
2. 9.1	Bobby Thym	1954	2. 13.7	Dan Finch	1953
3. 7.0	Charles Davis	1977	3. 12.9	Charley Harrison	1955
4. 6.7	A.J. Ogilvy	2008	4. 12.0	Jo Gibbs	1956
5. 6.2	Jeffery Taylor	2009	5. 10.8	Bob Grace	1964
6. 5.9	Ted Young	1980	t6. 10.7	Ray Maddux	1972
7. 5.7	Damian Jones	2014	t6. 10.7	Ben Rowan	1959
8. 5.5	Kevin Bright	2013	t8. 10.5	Perry Wallace	1969
9. 5.3	Greg Fuller	1977	t8. 10.5	Bobby Thym	1956
			10. 10.3	Ron Griffiths	1962

Sophomores			Seniors		
RPG	Player	Year	RPG	Player	Year
1. 15.6	Clyde Lee	1964	1. 15.8	Clyde Lee	1966
2. 13.4	Bob Grace	1963	2. 14.3	Charley Harrison	1956
3. 10.4	Perry Wallace	1968	3. 13.5	Perry Wallace	1970
4. 10.3	Bobby Thym	1955	4. 12.9	Bill Depp	1961
5. 9.9	George Nordhaus	1953	5. 12.5	Hobby Gibbs	1957
6. 9.0	Bill Depp	1959	6. 11.4	Dave Kardokus	1952
7. 8.9	Bill Feix	1952	t7. 11.3	Ben Rowan	1960
8. 8.8	Jack Pirrie	1958	t7. 11.3	Dan Finch	1954
9. 8.5	Don Hinton	1957	9. 10.6	Larry Banks	1961
10. 8.2	Thorpe Weber	1969	10. 10.1	Will Perdue	1988



VU ASSIST MARKS

Assists

In a Career (Kept since 1968-69)

Player, Years	G	A	APG
1. Atiba Prater, 1996-00	115	517	4.50
2. Brad Tinsley, 2009-12	134	482	3.59
3. Frank Seckar, 1993-96	126	455	3.61
4. Kevin Anglin, 1990-93	129	435	3.37
5. Jan van Breda Kolff, 1972-74	80	430	5.38
6. Riley LaChance, 2014-18	135	423	3.13
6. Derrick Wilcox, 1987-90	128	423	3.30
8. Jermaine Beal, 2007-10	132	421	3.19
9. Drew Maddux, 1994-98	123	394	3.20
10. Russell Lakey, 2000-04	111	369	3.32

Per Game In a Career

(Kept since 1968-69, min. 50 games)

Player, Years	G	A	APG
1. Jan van Breda Kolff, 1972-74	80	430	5.38
2. Wade Baldwin IV, 2015-16	68	327	4.81
3. Atiba Prater, 1996-00	115	517	4.50
4. Billy McCaffrey, 1993-94	66	257	3.89
5. Frank Seckar, 1993-96	126	455	3.61
6. Brad Tinsley, 2009-12	134	482	3.59
7. Dicky Keffer, 1975-77	79	276	3.53
8. Kevin Anglin, 1990-93	129	435	3.37
9. Russell Lakey, 2000-04	111	369	3.32
10. Derrick Byars, 2006-07	64	212	3.31

In a Season (Since 1968-69, min. 15 games)

Player, Season	G	A	APG
1. Atiba Prater, 1999-00	30	180	6.0
2. Frank Seckar, 1995-96	32	176	5.5
3. Derrick Wilcox, 1988-89	33	173	5.2
4. Wade Baldwin IV, 2015-16	33	172	5.2
t5. Jermaine Beal, 2007-08	34	158	4.5
t5. Derrick Wilcox, 1989-90	35	158	4.5
7. Wade Baldwin IV, 2014-15	35	155	4.4
8. Brad Tinsley, 2010-11	34	155	4.6
9. Atiba Prater, 1997-98	30	152	5.1
t10. Brad Tinsley, 2011-12	36	147	4.1
t10. Jan van Breda Kolff, 1972-73	26	147	5.7

Per Game In a Season

(Since 1968-69, min. 20 games)

Player, Season	G	A	APG
1. Atiba Prater, 1999-00	30	180	6.0
2. Jan van Breda Kolff, 1972-73	26	147	5.7
t3. Frank Seckar, 1995-96	32	175	5.5
t3. Jan van Breda Kolff, 1971-72	26	142	5.5
5. Derrick Wilcox, 1988-89	33	173	5.2
6. Wade Baldwin IV, 2015-16	33	172	5.2
7. Atiba Prater, 1997-98	30	152	5.1
8. Jan van Breda Kolff, 1973-74	28	141	5.0
9. Jermaine Beal, 2007-08	34	158	4.6
10. Brad Tinsley, 2010-11	34	155	4.6

ANNUAL ASSIST LEADERS

Year	Player	Ast.	Year	Player	Ast.
2018	Riley LaChance, G	3.2	1994	Billy McCaffrey, G	4.2
2017	Riley LaChance, G	3.9	1993	Billy McCaffrey, G	3.6
2016	Wade Baldwin IV, G	5.2	1991	Kevin Anglin, G	4.1
2015	Wade Baldwin IV, G	4.4	1990	Derrick Wilcox, G	4.5
2014	Kyle Fuller	4.2	1989	Derrick Wilcox, G	5.2
2013	Kedren Johnson, G	3.6	1988	Barry Goheen, G	2.9
2012	Brad Tinsley, G	4.1	1987	Barry Booker, G	2.7
2011	Brad Tinsley, G	4.6	1986	Darrell Dulaney, G	3.4
2010	Jermaine Beal, G	3.1	1985	Darrell Dulaney, G	3.6
2009	Jermaine Beal, G	3.2	1984	Al McKinney, G	3.2
2008	Jermaine Beal, G	4.6	1983	Al McKinney, G	3.4
2007	Derrick Byars, G/F	3.4	1982	Al McKinney, G	3.2
2006	Derrick Byars, G/F	3.2	1981	Jimmy Gray, G	3.9
2005	Mario Moore, G	3.7	1980	Tommy Springer, G	3.3
2004	Russell Lakey, G	3.9	1979	Tommy Springer, G	4.3
2003	Russell Lakey, G	3.4	1978	Mark Elliott, G	3.2
2002	Brendan Plavich, G	3.2	1977	Mark Elliott, G	3.4
2001	Russell Lakey, G	3.1	1976	Dicky Keffer, G	4.0
2000	Atiba Prater, G	6.0	1975	Dicky Keffer, G	3.8
1999	Atiba Prater, G	3.4	1974	Jan van Breda Kolff, G/F	5.0
1998	Atiba Prater, G	4.1	1973	Jan van Breda Kolff, G/F	5.7
1997	Drew Maddux, G	3.7	1972	Jan van Breda Kolff, G/F	5.5
1996	Frank Seckar, G	5.5	1971	Rudy Thacker, G	3.1
1995	Frank Seckar, G	4.1	1970	Tom Arnholt, G	3.0

Assist Leaders By Class

Freshmen

#	A	Player	Year
1.	155	Wade Baldwin IV	2015
t2.	103	Atiba Prater	1997
t2.	103	Shelton Mitchell	2015
4.	102	Riley LaChance	2015
5.	99	Saben Lee	2018
6.	99	Dicky Keffer	1975
7.	95	Keegan Bell	2008
8.	94	Russell Lakey	2001
9.	89	Mark Elliott	1977
10.	88	Kevin Anglin	1990

Juniors

#	A	Player	Year
1.	173	Derrick Wilcox	1989
2.	155	Brad Tinsley	2011
3.	147	J. van Breda Kolff	1973
4.	137	Riley LaChance	2017
5.	126	Mario Moore	2005
6.	124	Billy McCaffrey	1993
7.	117	Tommy Springer	1979
8.	116	Drew Maddux	1996
t9.	114	Frank Seckar	1995
t9.	114	Kevin Anglin	1992

Sophomores

#	A	Player	Year
1.	172	Wade Baldwin IV	2016
2.	158	Jermaine Beal	2008
3.	155	Atiba Prater	1998
4.	142	J. van Breda Kolff	1972
5.	124	Kevin Anglin	1991
6.	119	Kedren Johnson	2013
7.	110	Frank Seckar	1994
8.	109	Dicky Keffer	1976
9.	102	Brendan Plavich	2002
t10.	95	Bruce Elder	1991
t10.	95	Mario Moore	2004

Seniors

#	A	Player	Year
1.	180	Atiba Prater	2000
2.	176	Frank Seckar	1996
3.	158	Derrick Wilcox	1990
4.	147	Brad Tinsley	2012
5.	141	J. van Breda Kolff	1974
6.	134	Drew Maddux	1998
7.	133	Billy McCaffrey	1994
8.	130	Barry Goheen	1989
8.	130	Kyle Fuller	2014
10.	128	Russell Lakey	2004



VU STEAL & BLOCK MARKS

Steals

In a Career (Since 1979-80, min. 50 games)

Player, Years	G	S	SPG
t1. Drew Maddux, 1994-98	123	214	1.74
t1. Frank Seckar, 1993-96	126	214	1.70
3. Atiba Prater, 1996-00	115	211	1.83
4. James Strong, 1996-00	120	209	1.74
5. Kevin Anglin, 1990-93	129	192	1.49
6. Russell Lakey, 2000-04	111	169	1.52
7. Ronnie McMahan, 1992-95	124	157	1.27
8. Jeffery Taylor, 2009-12	134	146	1.09
9. Jason Holwerda, 2002-05	128	138	1.08
10. Jermaine Beal, 2007-10	132	128	0.97

Per Game In a Career (Since 1979-80, min. 50

Player, Years	G	S	SPG
1. Atiba Prater, 1996-00	115	211	1.83
t2. Drew Maddux, 1995-98	123	214	1.74
t2. James Strong, 1996-00	120	209	1.74
4. Frank Seckar, 1993-96	126	214	1.70
5. Russell Lakey, 2000-04	111	169	1.52
6. Kevin Anglin, 1990-93	129	192	1.49
7. Pax Whitehead, 1995-97	83	113	1.36
8. Wade Baldwin IV, 2015-16	68	90	1.32

In a Season (Since 1979-80)

Player, Season	G	S	SPG
1. James Strong, 1998-99	29	77	2.65
2. Frank Seckar, 1994-95	28	73	2.61
t3. Drew Maddux, 1996-97	31	68	2.19
t3. Drew Maddux, 1997-98	33	68	2.06
5. Kevin Anglin, 1992-93	34	67	1.97
6. Pax Whitehead, 1996-97	31	66	2.12
7. Atiba Prater, 1997-98	30	64	2.13
8. Frank Seckar, 1995-96	32	63	1.96
9. Atiba Prater, 1999-00	30	56	1.87
t10. Lance Goulbourne, 2011-12	36	54	1.50
t10. Russell Lakey, 2000-01	30	54	1.80

Per Game In a Season (Since 1979-80, min. 20

Player, Season	G	S	SPG
1. James Strong, 1998-99	29	77	2.65
2. Frank Seckar, 1994-95	28	73	2.61
3. Drew Maddux, 1996-97	31	68	2.19
4. Atiba Prater, 1997-98	30	64	2.13
5. Pax Whitehead, 1996-97	31	66	2.12
6. Drew Maddux, 1997-98	33	68	2.06
7. Kevin Anglin, 1992-93	34	67	1.97

ANNUAL STEALS LEADERS

Year	Player	Steals	Year	Player	Steals
2018	Saben Lee	39	1999	James Strong, G	77
2017	Jeff Roberson	29	1998	Drew Maddux, G	68
2016	Wade Baldwin IV, G	40	1997	Drew Maddux, G	68
2015	Wade Baldwin IV, G	50	1996	Frank Seckar, G	63
2014	James Siakam, F	28	1995	Frank Seckar, G	73
2013	Kedren Johnson, G	34	1994	Ronnie McMahan, G	51
2012	Lance Goulbourne, F	54	1993	Kevin Anglin, F	67
2011	Jeffery Taylor, F	35	1992	Kevin Anglin, G/F	49
2010	Jeffery Taylor, F	36	1991	Bruce Elder, F	46
2009	Jermaine Beal, G	35	1990	Derrick Wilcox, G	37
2008	Shan Foster, G/F	36	1989	Barry Booker, G	50
2007	Derrick Byars, G/F	48	1988	Barry Goheen, G	34
2006	DeMarre Carroll, F	37	1987	Barry Booker, G	36
2005	Jason Holwerda	47	1986	Darrell Dulaney, G	44
2004	Russell Lakey, G	46	1985	Phil Cox, G	41
	Mario Moore, G	46	1984	Al McKinney, G	35
2003	Russell Lakey, G	52	1983	Al McKinney, G	48
2002	Brendan Plavich, G	47	1982	Al McKinney, G	31
2001	Russell Lakey, G	54	1981	Al McKinney, G	28
2000	Atiba Prater, G	56	1980	Tommy Springer, G	42

Blocked Shots

In a Career (Since 1979-80, min. 50 games)

Player, Years	G	BS	BPG
1. Luke Kornet, 2013-17	128	210	1.64
2. Festus Ezeli, 2008-12	121	204	1.69
3. Damian Jones, 2013-16	99	167	1.69
4. Will Perdue, 1984, 86-88	104	157	1.51
5. A.J. Ogilvy, 2007-10	96	145	1.51
6. Julian Terrell, 2003-06	124	116	0.94
7. Chris Woods, 1992-95	121	108	0.89
8. Dawid Przybyszewski, 2002-05	128	75	0.59
t9. Ted Skuchas, 2004-07	127	72	0.57
t9. Dan Hall, 1990, 92-94	123	70	0.57

Per Game In a Career (Since 1979-80, min. 50 games)

Player, Years	G	BS	BPG
t1. Damian Jones, 2013-16	99	167	1.69
t1. Festus Ezeli, 2008-12	121	204	1.69
3. Luke Kornet, 2013-17	128	210	1.64
t4. A.J. Ogilvy, 2007-10	96	145	1.51
t4. Will Perdue, 1984, 86-88	104	157	1.51
6. Julian Terrell, 2003-06	124	116	0.94
7. Chris Woods, 1992-95	121	108	0.89
8. Brian Thornton, 2001-03	61	44	0.72

In a Season (Since 1979-80)

Player, Season	G	BS	BPG
1. Festus Ezeli, 2010-11	34	87	2.56
2. Luke Kornet, 2015-16	28	84	3.00
3. Will Perdue, 1987-88	31	74	2.39
4. Will Perdue, 1986-87	34	72	2.12
5. Luke Kornet, 2016-17	35	71	2.02
6. Damian Jones, 2014-15	35	70	2.00
7. Damian Jones, 2015-16	33	54	1.64
8. Festus Ezeli, 2011-12	26	52	2.00
9. Chris Woods, 1994-95	28	50	1.79
10. A.J. Ogilvy, 2007-08	34	49	1.44

Per Game In a Season (Since 1979-80)

Player, Season	G	BS	BPG
1. Luke Kornet, 2015-16	28	84	3.00
2. Festus Ezeli, 2010-11	34	87	2.56
3. Will Perdue, 1987-88	31	74	2.39
4. Will Perdue, 1986-87	34	72	2.12
5. Luke Kornet, 2016-17	35	71	2.02
t6. Festus Ezeli, 2011-12	26	52	2.00
t6. Damian Jones, 2014-15	35	70	2.00
8. Chris Woods, 1994-95	28	50	1.79
9. A.J. Ogilvy, 2008-09	29	48	1.65
10. Damian Jones, 2015-16	33	54	1.64

ANNUAL BLOCKS LEADERS

Year	Player	Blocks	Year	Player	Blocks
2018	Clevon Brown	43	1998	Austin Bates, C	30
2017	Luke Kornet	71	1997	Austin Bates, C	18
2016	Luke Kornet	84	1996	Malik Evans, F	28
2015	Damian Jones	70	1995	Chris Woods, C	50
2014	Damian Jones	43	1994	Dan Hall, F	27
2013	Josh Henderson	29	1993	Bruce Elder, F	19
2012	Festus Ezeli, C	52	1992	Bruce Elder, F	26
2011	Festus Ezeli, C	87	1991	Steve Grant, F	20
2010	A.J. Ogilvy, C	48	1990	Steve Grant, F	14
2009	A.J. Ogilvy, C	48	1989	Eric Reid, F	12
2008	A.J. Ogilvy, C	49	1988	Will Perdue, C	74
2007	Ted Skuchas, C	28	1987	Will Perdue, C	72
2006	Julian Terrell, F	36	1986	Will Perdue, C	13
2005	Julian Terrell, F	36	1985	Brett Burrow, C	10
2004	D. Przybyszewski, F/C	29	1984	Bobby Westbrooks, F	14
2003	Brian Thornton, F	24	1983	James Williams, F	22
2002	Brian Thornton, F	20	1982	Willie Jones, F-C	25
2001	Matt Freije, F	28	1981	Willie Jones, F-C	11
2000	Darius Coulibaly, C	29	1980	Willie Jones, F-C	11
1999	Greg LaPointe, C	16			



VU MISCELLANEOUS MARKS

Individual Single-Game Highs

Points Scored	44	Tom Hagan at Mississippi State (3/8/69)
FG Attempts	34	Tom Hagan at Mississippi State (3/8/69)
	34	Bo Wyenandt vs. Alabama (2/20/69)
FG Made	21	Tom Hagan at Mississippi State (3/8/69)
FG Pct. (min. 10)	.917	Mike Rhodes at Alabama (1/21/78) (11-of-12)
3pt FG Attempts	17	Scott Draud vs. LSU (2/2/91)
3pt FG Made	9	Scott Draud vs. LSU (2/18/90)
		Mario Moore vs. Wichita State (3/21/05)
		Shan Foster vs. Mississippi State (3/5/08)
3pt FG Pct. (min. 5)	1.000	Barry Booker (6-of-6) vs. Lehigh (11/30/87)
	1.000	Kevin Anglin (6-of-6) vs. N. Hampshire (12/29/91)
	1.000	Dawid Przybyszewski (6-of-6) vs. UTPA (2/7/05)
FT Attempts	19	Al Rochelle vs. Georgia Tech (1/9/56)
	19	Clyde Lee vs. Kentucky (1/5/65)
FT Made	18	Matt Freije vs. Indiana (11/24/03)
FT Pct. (min. 11)	1.000	Matt Freije (18-of-18) vs. Indiana (11/24/03)
	1.000	Phil Cox (17-of-17) vs. MTSU (12/3/84)
	1.000	Dan Langhi (16-of-16) vs. Tennessee (2/13/99)
	1.000	Al Rochelle (14-of-14) vs. Wash. & Lee (12/6/54)
	1.000	Barry Goheen (13-of-13) vs. Georgia (2/15/89)
	1.000	Jeffery Taylor (12-of-12) vs. Tennessee (2/9/10)
	1.000	Matt Freije (11-of-11) vs. N.C. State (3/21/04)
Rebounds	28	Clyde Lee vs. Mississippi (1/10/66)
Assists	14	Billy McCaffrey vs. Kentucky (1/13/93)
Blocked Shots	10	Luke Kornet vs. Auburn (1/12/16)
Steals	8	James Strong vs. Morehead St. (11/24/98)
		Atiba Prater vs. UT-Martin (11/26/97)
		Frank Seckar vs. Tenn. Tech (11/30/94)

Team Single-Game Highs

Points Scored	130	vs. Mississippi (12/22/70)
FG Attempts	120	vs. Lipscomb (12/8/52)
FG Made	52	vs. Mississippi (12/22/70)
FG Pct.	.696	vs. Wofford (39-of-56) (11/27/95)
FT Attempts	59	vs. Yale (1/1/53)
FT Made	40	vs. Texas (12/20/54)
	40	at Kentucky (1/19/80)
	40	vs. Mississippi State (1/26/80)
	40	vs. Kentucky (2/20/91)
FT Pct.	1.000	vs. Florida (23-of-23) (1/30/88)
	.972	vs. Mississippi State (2/26/86)
		(35-of-36) NCAA min. is 35 made
3pt FG Attempts	40	vs. Ole Miss (1/15/13)
3pt FG Made	19	vs. High Point (12/6/16)
3pt FG Pct.	.750	at Georgia (9-of-12) (2/27/91)
Rebounds	90	vs. Sewanee (12/4/54)
Assists	31	at Tennessee (1/18/05)
Blocked Shots	13	vs. South Dakota State (3/20/15)
Steals	20	vs. Tennessee Tech (11/30/94)
VU Fouls	36	at Kentucky (1/19/80)
Both Team Fouls	69	Vanderbilt (36) at Kentucky (33) (1/19/80)

Miscellaneous Records

Consecutive Free Throws Made	
Game	18 Matt Freije vs. Indiana (11/24/03)
Season	43 Phil Cox, 1982-83
Consecutive Seasons	47 Phil Cox, 1981-82 and 1982-83
Games Played	
Career	134 by Jeffery Taylor & Brad Tinsley, 2008-12,
Season	36 Lance Goulbourne, Kedren Johnson, Rod Odom
	Dai-Jon Parker, Jeffery Taylor, Brad Tinsley, 2011-12

100-Point Games

76 Games in Reverse Chronological Order

Date	Score (*Home, #Neutral)
Dec. 2, 2015	Vanderbilt 102, Detroit 52*
Feb. 16, 2012	Vanderbilt 102, Ole Miss 76
Nov. 19, 2006	Vanderbilt 102, UPR-Mayaguez 59#
Nov. 5, 2006	Vanderbilt 104, East Tennessee State 62*
Nov. 23, 2001	Vanderbilt 100, Hampton 85#
Mar. 1, 2000	Vanderbilt 101, Georgia 89*
Dec. 18, 1999	Vanderbilt 101, Western Kentucky 77*
Dec. 30, 1998	Vanderbilt 113, Alabama A&M 71*
Nov. 18, 1997	Vanderbilt 102, Furman 55*
Feb. 17, 1996	Vanderbilt 107, South Carolina 97*
Dec. 1, 1993	Vanderbilt 102, UT-Martin 66*
Jan. 20, 1993	Vanderbilt 102, Arkansas 89*
Jan. 13, 1993	Vanderbilt 101, Kentucky 86*
Dec. 19, 1992	Vanderbilt 116, Austin Peay 71
Dec. 19, 1991	Vanderbilt 100, N. Hampshire 67*
Jan. 8, 1991	Vanderbilt 108, Tennessee 68*
Nov. 26, 1990	Vanderbilt 103, UNC-Asheville 66*
Feb. 18, 1990	Vanderbilt 108, LSU 121*
Dec. 23, 1989	Vanderbilt 100, Samford 76*
Feb. 18, 1989	Vanderbilt 108, LSU 74*
Nov. 30, 1987	Vanderbilt 102, Lehigh 91*
Mar. 16, 1987	Vanderbilt 109, Florida State 92*
Dec. 10, 1983	Vanderbilt 105, Eastern Kentucky 63*
Dec. 14, 1981	Vanderbilt 116, North Alabama 88*
Dec. 23, 1980	Vanderbilt 111, Memphis 96*
Dec. 20, 1980	Vanderbilt 111, North Alabama 79*
Jan. 21, 1980	Vanderbilt 105, Florida 85*
Dec. 6, 1979	Vanderbilt 106, Mississippi State 110*
Dec. 4, 1979	Vanderbilt 110, Texas Wesleyan 85*
Dec. 28, 1977	Vanderbilt 101, Richmond 68*
Dec. 23, 1976	Vanderbilt 106, Tennessee Tech 71*
Jan. 31, 1976	Vanderbilt 103, LSU 90*
Dec. 6, 1975	Vanderbilt 106, Holy Cross 91*
Nov. 29, 1975	Vanderbilt 105, Iowa State 80
Mar. 8, 1975	Vanderbilt 102, Florida 83*
Jan. 13, 1975	Vanderbilt 102, Georgia 86*
Dec. 21, 1974	Jacksonville 107, Vanderbilt 104#
Dec. 9, 1972	Vanderbilt 103, Western Kentucky 88*
Mar. 9, 1972	Mississippi State 82, Vanderbilt 104*
Feb. 21, 1972	Vanderbilt 111, Alabama 91*
Feb. 19, 1972	Vanderbilt 104, LSU 83*
Jan. 18, 1972	Vanderbilt 101, Cornell 80
Jan. 10, 1972	Vanderbilt 104, Florida 87
Dec. 30, 1971	Vanderbilt 105, Rice 87*
Jan. 23, 1971	Vanderbilt 107, Auburn 86*
Dec. 22, 1970	Vanderbilt 130, Mississippi 112*
Feb. 16, 1970	Vanderbilt 101, Alabama 79*
Dec. 27, 1969	Vanderbilt 124, Portland 73*
Dec. 8, 1969	Vanderbilt 104, SMU 99
Mar. 8, 1969	Vanderbilt 120, Mississippi State 83
Mar. 1, 1969	Vanderbilt 101, Kentucky 99*
Dec. 14, 1968	Vanderbilt 108, Mississippi State 87*
Mar. 4, 1968	Vanderbilt 115, LSU 86
Mar. 4, 1967	Vanderbilt 110, Kentucky 94*
Feb. 20, 1967	Vanderbilt 117, Alabama 80*
Dec. 21, 1966	Vanderbilt 116, Northwestern 92*
Dec. 17, 1966	Vanderbilt 100, LaSalle 95*
Dec. 5, 1966	Vanderbilt 101, SW Louisiana 68*
Feb. 26, 1966	Vanderbilt 102, LSU 84
Feb. 21, 1966	Vanderbilt 117, Georgia 97*
Jan. 10, 1966	Vanderbilt 106, Mississippi 58*
Dec. 28, 1965	Vanderbilt 113, Syracuse 98#
Dec. 13, 1965	Vanderbilt 102, Wake Forest 82*
Mar. 8, 1965	Vanderbilt 106, LSU 69*
Jan. 30, 1965	Vanderbilt 105, Auburn 77*
Feb. 29, 1964	Vanderbilt 103, Georgia Tech 89*
Feb. 3, 1964	Vanderbilt 111, Alabama 73
Dec. 28, 1963	Vanderbilt 106, South Carolina 78*
Dec. 18, 1963	Vanderbilt 113, TCU 56*
Dec. 14, 1963	Vanderbilt 101, Arkansas 77*
Jan. 13, 1962	Vanderbilt 100, Mississippi State 86*
Dec. 9, 1957	Vanderbilt 105, VMI 74*
Dec. 29, 1956	Vanderbilt 107, Arizona 76*
Feb. 11, 1956	Vanderbilt 107, LSU 68*
Feb. 26, 1955	Vanderbilt 100, Florida 72*
Dec. 6, 1954	Vanderbilt 104, Washington & Lee 88*



VU MISCELLANEOUS MARKS

Chronological List of Overtime Games

Date	Opponent	Score/OTs	Date	Opponent	Score/OTs	Date	Opponent	Score/OTs
Jan. 30, 2018	Kentucky	L, 81-83	Dec. 21, 1994	Austin Peay*	W, 81-78	Feb. 5, 1972	Kentucky*	L, 80-85
Nov. 19, 2017	USC	L, 89-93	Feb. 23, 1994	Mississippi	L, 72-77	Jan. 4, 1971	Florida	L, 82-84 (3ot)
Mar. 10, 2017	Florida#	W, 72-62	Dec. 18, 1993	Georgia Tech #	L, 77-86	Dec. 12, 1967	Davidson*	W, 81-79
Jan. 5, 2016	Arkansas	L, 85-90	Dec. 8, 1993	Wake Forest*	W, 91-83 (2ot)	Dec. 2, 1967	SMU*	W, 88-84
Nov. 19, 2015	Stony Brook*	W, 79-72	Mar. 2, 1993	Tennessee*	W, 90-82	Feb. 6, 1967	Georgia	W, 51-41 (2ot)
Feb. 11, 2015	Tennessee*	L, 73-76	Feb. 24, 1993	Georgia	W, 87-83	Jan. 14, 1967	Mississippi	W, 78-70 (2ot)
Jan. 24, 2015	LSU*	L, 75-79	Jan. 29, 1992	Memphis State*	L, 70-72	Jan. 5, 1967	Kentucky	W, 91-89
Jan. 3, 2015	Yale*	W, 79-74 (2ot)	Dec. 11, 1990	Georgia*	W, 75-74	Jan. 2, 1967	Alabama	W, 84-81
Feb. 15, 2014	Texas A&M*	W, 57-54	Mar. 15, 1990	Louisiana Tech*	W, 98-90	Feb. 12, 1964	Georgia Tech	L, 71-75
Nov. 19, 2013	Butler	L, 77-85	Mar. 9, 1990	Georgia	W, 78-74	Dec. 11, 1963	Duke	W, 97-92
Jan. 15, 2013	Ole Miss*	L, 79-89	Feb. 25, 1989	Florida	L, 80-83	Dec. 11, 1961	Alabama*	W, 65-63
Dec. 6, 2012	Xavier	W, 66-64	Jan. 25, 1989	Florida*	L, 78-81	Feb. 20, 1960	Florida	L, 75-81
Jan. 21, 2012	Mississippi State*	L, 77-78	Jan. 11, 1989	Mississippi	W, 72-65	Feb. 8, 1960	Tulane*	W, 68-64
Dec. 2, 2011	Louisville	L, 60-62	Mar. 20, 1988	Pittsburgh# (N)	W, 80-74	Jan. 16, 1960	Georgia Tech	L, 66-74
Nov. 28, 2011	Xavier*	L, 70-82	Feb. 4, 1987	Tennessee	L, 69-79	Feb. 9, 1959	Tulane	W, 64-62
Feb. 1, 2011	Florida	L, 61-65	Dec. 28, 1986	South Carolina	L, 91-96 (2ot)	Jan. 10, 1959	Mississippi	W, 79-74
Jan. 8, 2011	South Carolina	L, 75-83	Jan. 30, 1984	Georgia*	W, 81-74	Dec. 8, 1958	Missouri	L, 72-78
Dec. 8, 2010	Missouri	L, 82-85	Nov. 30, 1983	Iowa State	L, 72-73	Jan. 3, 1956	William & Mary*	W, 89-80 (2ot)
Feb. 25, 2010	Georgia*	W, 96-94	Jan. 22, 1983	Kentucky*	L, 77-82	Feb. 29, 1952	Florida	L, 63-66
Mar. 8, 2008	Alabama	L, 73-78	Dec. 13, 1982	Illinois	L, 77-79 (2ot)	Dec. 9, 1950	Lipscomb*	W, 71-69
Mar. 5, 2008	Mississippi State*	W, 86-85	Mar. 3, 1982	Florida (S)	W, 47-46 (2ot)	Dec. 1, 1949	New York Univ.	W, 75-59
Jan. 12, 2008	Kentucky	L, 73-79 (2ot)	Feb. 17, 1982	Mississippi	L, 48-51 (4ot)	1941-42	Alabama*	L, 33-37
Dec. 12, 2007	DePaul	W, 91-85	Jan. 16, 1982	Tennessee	L, 69-71	1936-37	Chattanooga	L, 29-30
Nov. 29, 2007	South Alabama*	W, 91-88 (2ot)	Nov. 28, 1981	Duke	W, 76-75 (2ot)	1934-35	Tennessee	L, 37-39
Mar. 17, 2007	Wash. St. # (N)	W, 78-74 (2ot)	Dec. 9, 1980	Duke*	L, 69-72	1934-35	Indiana	L, 30-39
Feb. 28, 2007	South Carolina	W, 99-90	Dec. 20, 1979	Texas Tech*	L, 86-89	1934-35	Georgia Tech	W, 33-32
Dec. 21, 2006	Appalachian St. #	L, 79-87	Feb. 10, 1979	Mississippi State*	W, 70-68	1932-33	Tennessee*	W, 37-32
Dec. 2, 2006	Toledo*	W, 98-93	Jan. 29, 1979	Florida*	L, 87-90	1932-33	South Carolina	W, 31-29 (2ot)
Feb. 8, 2006	Alabama	L, 74-77	Jan. 15, 1979	Alabama	W, 75-73	1930-31	North Carolina	L, 21-23
Jan. 18, 2006	South Carolina*	L, 64-66	Feb. 18, 1978	Alabama*	W, 71-69	1930-31	Duke	L, 44-48
Mar. 12, 2004	Mississippi State # (S)	W, 74-70	Feb. 6, 1978	Florida*	W, 59-57 (2ot)	1929-30	Tennessee	L, 33-38
Feb. 22, 2003	Florida*	L, 74-77	Dec. 8, 1977	The Citadel	W, 53-50	1929-30	Clemson	L, 42-48 (2ot)
Jan. 22, 2000	Kentucky*	L, 73-81	Feb. 14, 1977	Auburn*	L, 71-76	1928-29	Mississippi*	L, 46-48
Feb. 27, 1999	Florida*	W, 71-70	Jan. 22, 1977	Mississippi*	W, 77-72	1926-27	Evansville	W, 46-44
Feb. 21, 1999	Alabama*	W, 81-75	Dec. 1, 1976	Louisville*	L, 76-81	1925-26	Tennessee	L, 32-38
Nov. 28, 1998	Ohio State*	W, 92-86	Mar. 8, 1976	Alabama*	L, 77-84	1923-24	Alabama*	L, 25-26
Feb. 8, 1997	Arkansas*	W, 87-83	Feb. 7, 1976	Georgia	W, 71-69 (2ot)	1918-19	Nashville YMCA*	W, 34-27
Jan. 17, 1996	South Carolina	L, 83-87	Jan. 26, 1976	Florida	W, 85-81			
Feb. 18, 1995	South Carolina	W, 91-83	Jan. 10, 1976	Georgia*	W, 95-85			
Feb. 11, 1995	Arkansas*	L, 94-97	Feb. 1, 1975	Florida	L, 90-101			
Feb. 1, 1995	MTSU	L, 90-93	Dec. 21, 1974	Jacksonville #	L, 104-107 (2ot)			
Jan. 4, 1995	Alabama*	W, 75-74	Dec. 13, 1973	Samford*	W, 69-65			

* - Home game; # - Neutral site; (N) - NCAA Tournament (S) - SEC Tournament
Overall: 62-61; **Home:** 32-23; **Away:** 24-35; **Neutral:** 6-3

Margins of Victory & Defeat

Largest Margin of Victory

Rk	Margin	Score	Date
1.	+ 71	Vanderbilt 95, Union (Tenn.) 24	1911-12
2.	+ 57	Vanderbilt 113, TCU 56	Dec. 18, 1963
t3.	+ 51	Vanderbilt 92, Army 41	Nov. 14, 1998
t3.	+ 51	Vanderbilt 124, Portland 73	Dec. 27, 1969
t5.	+ 50	Vanderbilt 102, Detroit 52	Dec. 2, 2015
t5.	+ 50	Vanderbilt 98, Southwestern 48	Dec. 16, 1957
t7.	+ 48	Vanderbilt 85, Nicholls State 37	Dec. 15, 1996
t7.	+ 48	Vanderbilt 106, Ole Miss 58	Jan. 10, 1966
t7.	+ 48	Vanderbilt 96, Auburn 48	Dec. 30, 1953
10.	+ 47	Vanderbilt 102, Furman 55	Nov. 18, 1997
t11.	+ 45	Vanderbilt 95, Air Force 50	Dec. 28, 1992
t11.	+ 45	Vanderbilt 116, Austin Peay 71	Dec. 19, 1992
t11.	+ 45	Vanderbilt 96, Auburn 51	Jan. 19, 1974
t11.	+ 45	Vanderbilt 90, Mississippi State 45	Feb. 14, 1949

Largest Margin of Defeat

Rk	Margin	Score	Date
1.	- 69	Kentucky 98, Vanderbilt 29 [SECT]	Feb. 27, 1947
2.	- 62	Kentucky 106, Vanderbilt 44	March 5, 2003
3.	- 50	Kentucky 80, Vanderbilt 30	Jan. 13, 1947
4.	- 49	Central (Ky.) 70, Vanderbilt 21	1909-10
5.	- 43	Kentucky 84, Vanderbilt 41	Feb. 21, 1947
6.	- 40	Kentucky 113, Vanderbilt 73	Feb. 5, 1977
7.	- 39	Kentucky 120, Vanderbilt 81	Feb. 7, 1996
t8.	- 38	Kentucky 101, Vanderbilt 63	March 2, 1996
t8.	- 38	Ole Miss 68, Vanderbilt 30	1937-38
t10.	- 37	Indiana 88, Vanderbilt 51	Dec. 10, 1991
t10.	- 37	Arkansas 107, Vanderbilt 70	Nov. 14, 1990
t10.	- 37	Kentucky 88, Vanderbilt 51	Jan. 28, 1952
t10.	- 37	Xavier 79, Vanderbilt 42	Dec. 20, 1948



VU POSTSEASON MARKS

NCAA Tournament Records

Individual Records

Number of Games	6, Dan Cage
Field Goal Attempts	22, Clyde Lee vs. Michigan (3/13/65)
Field Goals Made	11, Clyde Lee vs. Michigan (3/13/65)
3-Point Field Goal Attempts	13, Barry Booker vs. Kansas (3/25/88)
3-Point Field Goals Made	7, Ronnie McMahan vs. Temple (3/26/93)
Free-Throw Attempts	11, Matt Freije vs. N.C. State (3/21/04)
Free-Throws Made	11, Matt Freije vs. N.C. State (3/21/04)
Rebounds	20, Clyde Lee vs. Michigan (3/13/65)
Assists	8, Barry Goheen vs. Utah State (3/18/88)
Steals	5, Drew Maddux vs. Xavier (3/13/97)
Blocked Shots	4, Festus Ezeli vs. Harvard (3/15/12)
Turnovers	5, seven times
Points	31, Matt Freije vs. N.C. State (3/21/04)

Team Records

Number of Games	24 (10-14)
Field Goal Attempts	88 vs. Notre Dame (3/16/74)
Field Goals Made	37 vs. Notre Dame, (3/16/74)
3-Point Field Goal Attempts	27 vs. Georgetown (3/23/07)
3-Point Field Goals Made	27 vs. Washington St. [2 ot] (3/17/07)
	12 vs. Temple (3/26/93)
	12 vs. George Washington (3/15/07)
Free-Throw Attempts	31 vs. DePaul (3/12/65)
Free-Throws Made	24 vs. Boise State (3/18/93)
Rebounds	49 vs. Michigan (3/13/65)
Assists	24 vs. Utah State (3/18/88)
Steals	9 vs. Western Michigan (3/19/04)
	9 vs. Siena (3/21/08)
Blocked Shots	6 vs. Northwestern (3/16/17)
Turnovers	21 vs. Xavier (3/13/97)
VU Fouls	25 vs. Georgetown (3/15/91)
Combined Fouls	42 vs. DePaul (3/12/65)
VU Points	88 vs. Notre Dame (3/16/74)
Combined Points	206 vs. Notre Dame (3/16/74)

Combined Postseason Records

Individual Records

Field Goal Attempts	22, Clyde Lee vs. Michigan, 3/13/65 (N)
Field Goals Made	13, Will Perdue vs. Southern Miss., 3/21/87 (I)
3-Point Field Goal Attempts	16, Mario Moore vs. Wichita State, 3/21/05 (I)
3-Point Field Goals Made	9, Mario Moore vs. Wichita State, 3/21/05 (I)
Free Throw Attempts	14, Scott Draud vs. New Orleans, 3/21/90 (I)
Free Throws Made	12, Scott Draud vs. New Orleans, 3/21/90 (I)
Rebounds	20, Clyde Lee vs. Michigan, 3/13/65 (N)
Assists	11, Barry Booker vs. Florida State, 3/16/87 (I)
Turnovers	6, Kevin Anglin vs. Rhode Island, 3/19/92 (I)
	6, Steve Grant vs. Saint Louis, 3/20/90 (I)
Blocked Shots	4, Festus Ezeli vs. Harvard (3/15/12) (N)
	4, Matthew Fisher-Davis, Luke Kornet vs. South Dakota State (3/20/15) (I)
Steals	5, Drew Maddux vs. Xavier, 3/13/97 (N)
Points	34, Will Perdue vs. Southern Miss., 3/21/87 (I)

(N) NCAA Tournament; (I) National Invitation Tournament

NIT Records

Individual Records

Number of Games	8, Malik Evans; Eric Reid
Field Goal Attempts	21, Mario Moore vs. Wichita State (3/21/05)
Field Goals Made	13, Will Perdue vs. Southern Miss. (3/21/87)
3-Point Field Goal Attempts	16, Mario Moore vs. Wichita State (3/21/05)
3-Point Field Goals Made	9, Mario Moore vs. Wichita State (3/21/05)
Free-Throw Attempts	14, Frank Seckar vs. Villanova (3/30/94)
Free-Throws Made	12, Scott Draud vs. New Orleans (3/21/90)
Rebounds	14, Will Perdue vs. Southern Miss. (3/21/87)
Assists	11, Barry Booker vs. Florida State (3/16/87)
Steals	4, Russell Lakey vs. Louisiana Tech (3/15/02); Riley LaChance at St. Mary's (3/18/15)
Blocked Shots	4, Matthew Fisher-Davis, Luke Kornet vs. South Dakota St. (3/20/15)
Turnovers	6, Steve Grant vs. Saint Louis (3/20/90)
	6, Kevin Anglin vs. Rhode Island (3/19/92)
Points	34, Will Perdue vs. Southern Miss. (3/21/87)

Team Records

Number of Games	28 (18-10)
Field Goal Attempts	77 vs. Wake Forest (3/21/83)
Field Goals Made	35 vs. Wake Forest (3/14/00)
	35 vs. Southern Miss. (3/21/87)
3-Point Field Goal Attempts	28 vs. Louisiana Tech (3/15/02)
3-Point Field Goals Made	12 vs. Louisiana Tech (3/15/02); vs. Villanova (3/30/94)
	12 vs. South Dakota State (3/20/15)
Free-Throw Attempts	47 vs. Florida State (3/16/87)
Free-Throws Made	37 vs. Florida State (3/16/87)
Rebounds	47 vs. Florida State (3/16/87)
Assists	22 vs. Clemson (3/23/94); vs. New Orleans (3/21/94)
	22 vs. Florida State (3/16/87); vs. South Dakota State (3/20/15)
Steals	9 vs. South Carolina (3/18/96)
	9 vs. UALR (3/13/96)
Blocked Shots	13 vs. South Dakota State, 3/20/15 (N)
Turnovers	19 vs. Saint Louis (3/28/90)
VU Fouls	29 vs. South Carolina (3/18/96)
Combined Fouls	52 vs. Louisiana Tech (3/17/90)
VU Points	109 vs. Florida State (3/16/87)
Combined Points	201 vs. Florida State (3/16/87)

Team Records

Field Goal Attempts	88 vs. Notre Dame, 3/16/74 (N)
Field Goals Made	37 vs. Notre Dame, 3/16/74 (N)
3-Point Field Goal Attempts	28 vs. Louisiana Tech, 3/15/02 (I)
3-Point Field Goals Made	12 vs. George Washington, 3/15/07 (N)
	12 vs. Louisiana Tech, 3/15/02 (I); vs. Villanova, 3/30/94 (I)
	12 vs. Temple, 3/26/93 (N); vs. South Dakota State, 3/20/15 (I)
Free-Throw Attempts	47 vs. Florida State, 3/16/87 (I)
Free-Throws Made	37 vs. Florida State, 3/16/87 (I)
Rebounds	49 vs. Michigan, 3/13/65 (N)
Assists	24 vs. Utah State, 3/18/88 (N)
Steals	12 vs. Washington State, 3/17/07 (N)
	9 vs. Western Michigan (3/19/04)
	9 vs. South Carolina, 3/18/96 (I)
	9 vs. UALR, 3/13/96 (I)
	9 vs. Siena, 3/21/08 (N)
Blocked Shots	13 vs. South Dakota State, 3/20/15 (I)
Turnovers	21 vs. Xavier, 3/13/97 (N)
VU Fouls	29 vs. South Carolina, 3/18/96 (I)
Combined Fouls	52 vs. Louisiana Tech, 3/17/90 (I)
VU Points	109 vs. Florida State, 3/16/87 (I)
Combined Points	206 vs. Notre Dame, 3/16/74 (N)



MEMORIAL GYM MARKS

Individual Records

Most Points
53..... John Neumann (Ole Miss), vs. Vanderbilt, 12/22/70

Most FG Attempts
49..... John Neumann (Ole Miss), vs. Vanderbilt, 12/22/70

Most FG Made
22..... John Neumann (Ole Miss), vs. Vanderbilt, 12/22/70
22..... Chuckie Williams (Kansas State), vs. Holy Cross, 12/5/75

Highest FG Percentage (min. 10 attempts)
.909 (10 of 11)..... Jeffery Taylor (Vanderbilt), vs. Tennessee St., 12/19/09

Longest FG
68', 9"..... Roger Breslin (Holy Cross), vs. Vanderbilt, 12/30/91

Most 3FG Attempts
17..... Scott Draud (Vanderbilt), vs. LSU, 2/2/91

Most 3FG Made
9..... Scott Draud (Vanderbilt), vs. LSU, 2/18/90
9..... Mario Moore (Vanderbilt), vs. Wichita State, 3/21/05
9..... Shan Foster (Vanderbilt) vs. Mississippi State, 3/5/08

Highest 3FG Percentage
1.000..... Barry Booker 6-of-6 (VU), vs. Lehigh, 11/30/87
1.000..... Kevin Anglin 6-of-6 (VU), vs. N. Hampshire, 12/29/91
1.000..... Dawid Przybyszewski 6-of-6 (VU), vs. UTPA, 2/7/05

Most FT Attempts
21..... Ed Wiener (Tennessee), vs. Vanderbilt, 12/30/52
21..... John Bagley (Boston College), vs. Vanderbilt, 12/30/80

Most FT Made
18..... Matt Freije (Vanderbilt), vs. Indiana, 11/24/03

Highest FT Percentage (min. 12 attempts)
1.000..... Matt Freije (Vanderbilt), 18-of-18 vs. Indiana, 11/24/03
1.000..... Phil Cox (Vanderbilt), 17-of-17, vs. MTSU, 12/3/84

Most Rebounds
28..... Clyde Lee (Vanderbilt), vs. Ole Miss, 1/10/66

Most Assists
14..... Atiba Prater (Vanderbilt), vs. Wofford, 12/11/99
14..... Billy McCaffrey (Vanderbilt), vs. Kentucky, 1/13/93

Most Blocks
10..... Luke Kornet (Vanderbilt), vs. Auburn, 1/12/16

Team Records

Most Points
130..... Vanderbilt vs. Ole Miss, 12/22/70

Fewest Points
31..... Vanderbilt vs. Mississippi State, 1/30/82

Most Points Combined
242..... Vanderbilt (130) Ole Miss (112), 12/22/70

Fewest Points Combined
64..... Mississippi State (33) Vanderbilt (31), 1/30/82

Largest Margin of Victory
57..... Vanderbilt (113) over TCU (56), 12/18/63

Most FG Made
52..... Vanderbilt vs. Ole Miss, 12/22/70

Most FG Made Combined
100..... Vanderbilt vs. Ole Miss, 12/22/70

Fewest FG Made
11..... Nicholls State vs. Vanderbilt, 12/15/96

Fewest FG Made Combined
27..... Vanderbilt vs. Mississippi State, 1/30/82

Most FG Attempts
120..... Vanderbilt vs. Lipscomb, 12/8/55

Most FG Attempts Combined
198..... Vanderbilt vs. Alabama, 2/23/53

Team Records

Fewest FG Attempts
19..... Mercer vs. Vanderbilt, 12/11/76

Fewest FG Attempts Combined
51..... Vanderbilt vs. Mississippi State, 1/30/82

Highest FG Percentage
.763..... Ole Miss vs. Vanderbilt, 1/5/83

Lowest FG Percentage
.178..... New Mexico A&M vs. Vanderbilt, 12/29/55

Most 3FG Made
19..... Vanderbilt vs. High Point, 12/6/16

Most 3FG Made Combined
31..... Vanderbilt vs. High Point, 12/6/16

Fewest 3FG Made
0..... Georgia vs. Vanderbilt, 1/20/88
0..... Colgate vs. Vanderbilt, 12/29/88

Fewest 3FG Made Combined
4..... Vanderbilt vs. Notre Dame, 2/6/87
4..... Vanderbilt vs. Hawaii, 11/27/87
4..... Vanderbilt vs. Georgia, 1/20/88

Most 3FG Attempts
41..... Belmont vs. Vanderbilt, 11/15/17

Most 3FG Attempts Combined
61..... Vanderbilt vs. Ole Miss, 2/4/17 (OT)

Fewest 3FG Attempts
2..... Georgia vs. Vanderbilt, 1/20/88

Fewest 3FG Attempts Combined
12..... Vanderbilt vs. Notre Dame, 2/6/87

Highest 3FG Percentage
.833..... Indiana vs. Vanderbilt, 12/9/86

Lowest 3FG Percentage
.000..... Georgia vs. Vanderbilt, 1/20/88
.000..... Colgate vs. Vanderbilt, 12/29/88

Most FT Made
46..... Kentucky vs. Vanderbilt, 1/7/63

Most FT Made Combined
72..... Vanderbilt vs. Kentucky, 1/7/63

Most FT Attempts
59..... Vanderbilt vs. Yale, 1/1/53

Most FT Attempts Combined
96..... Vanderbilt/Florida, 2/26/55

Highest FT Percentage (*NCAA record for minimum 35 made)
1.000..... Vanderbilt 23-of-23 vs. Florida, 1/30/88
1.000..... Vanderbilt 21-of-21 vs. Virginia, 12/3/89
1.000..... Vanderbilt 14-of-14 vs. Georgia, 1/28/78
1.000..... Kentucky 11-of-11 vs. Vanderbilt, 3/2/74
1.000..... Vanderbilt 11-of-11 vs. Mississippi State, 3/5/08
.972*..... Vanderbilt 35-of-36 vs. Mississippi State, 2/26/86

Lowest FT Percentage
.200..... Auburn 2-of-10 vs. Vanderbilt, 1/7/12

Most Fouls
36..... Yale vs. Vanderbilt, 1/1/53

Fewest Fouls
8..... Vanderbilt vs. Mississippi State, 1/18/56
8..... Vanderbilt vs. Southern Illinois, 12/7/74
8..... Vanderbilt vs. Mercer, 12/11/76
8..... Vanderbilt vs. Tennessee, 2/1/89
8..... Vanderbilt vs. Mississippi State, 2/1/14

Most Fouls Combined
63..... Vanderbilt vs. Memphis, 12/23/80

Most Blocks
13..... Vanderbilt vs. South Dakota State, 3/20/15



MEMORIAL GYM MARKS

Annual Attendance Figures

Year	All Games	Attendance	Average	NCAA Rank	SEC Games	SEC Attendance	Average
2017-18	18	165,131	9,174	46	9	89,065	9,896
2016-17	16	154,169	9,636	45	9	92,645	10,294
2015-16	16	178,167	11,135	36	9	107,318	11,924
2014-15	19	168,377	8,862	51	9	88,830	9,870
2013-14	16	152,539	9,534	45	9	92,455	10,273
2012-13	15	159,557	10,637	36	9	100,986	11,221
2011-12	18	246,561	13,698	18	8	112,368	14,046
2010-11	17	234,632	13,802	18	8	114,346	14,293
2009-10	16	217,965	13,623	21	8	113,539	14,192
2008-09	17	225,686	13,276	25	8	112,833	14,104
2007-08	19	254,945	13,418	22	8	113,713	14,214
2006-07	17	204,511	12,030	31	8	109,043	13,630
2005-06	16	195,159	12,197	24	8	108,258	13,532
2004-05 [^]	19	191,678	10,088	43	8	105,357	13,170
2003-04	17	192,301	11,312	33	8	106,990	13,374
2002-03	16	153,123	9,570	46	8	96,906	12,113
2001-02	17	150,325	8,843	50	8	93,873	11,734
2000-01	19	186,468	9,814	45	8	102,055	12,757
1999-00*	18	197,770	10,987	30	8	106,741	13,343
1998-99	16	192,538	12,034	26	8	106,128	13,266
1997-98	16	213,974	13,373	21	8	117,819	14,727
1996-97	16	207,771	12,986	25	8	120,214	15,027
1995-96	18	226,354	12,575	28	8	112,996	14,125
1994-95	13	183,042	14,080	17	8	118,932	14,867
1993-94	16	223,997	14,000	15	8	121,345	15,168
1992-93	14	212,156	15,154	11	8	122,536	15,317
1991-92	17	210,585	12,387	29	8	115,104	14,388
1990-91	16	214,638	13,415	19	9	133,482	14,831
1989-90	19	259,992	13,684	18	9	136,136	15,126
1988-89	15	224,657	14,977	13	9	137,212	15,246
1987-88	16	223,747	13,984	14	9	138,393	15,377
1986-87	17	226,343	13,314	14	9	130,854	14,539
1985-86	15	200,806	13,387	14	9	128,059	14,229
1984-85	16	194,390	12,149	17	9	122,514	13,613
1983-84	18	249,292	13,850	10	9	135,546	15,050
1982-83	17	237,584	13,976	9	9	135,418	15,046
1981-82	14	202,225	14,445	9	9	131,699	14,633
1980-81	15	227,478	15,165	9	9	136,436	15,160
1979-80	15	228,029	15,202	5	9	138,754	15,417
1978-79	14	215,330	15,380	5	9	139,930	15,547
1977-78	14	207,375	14,813	5	9	134,232	14,915
1976-77	15	211,966	14,131	4	9	149,108	16,568
1975-76	13	180,901	13,915	-	9	135,375	15,042
1974-75	12	178,527	14,877	-	9	134,304	14,923
1973-74	12	182,728	15,227	-	9	140,252	15,584
1972-73	12	173,567	14,464	-	9	131,193	14,577
1971-72	12	156,778	13,065	-	9	120,172	13,352
1970-71	12	170,634	14,220	-	9	130,260	14,473
1969-70	12	176,763	14,730	-	9	135,745	14,861
1968-69	12	126,896	10,575	-	9	95,300	10,589
1967-68	12	129,722	10,810	-	9	96,274	10,697
1966-67	12	105,492	8,791	-	9	79,173	8,797
1965-66	12	106,022	8,835	-	9	62,368	8,910
1964-65	12	98,821	8,235	-	9	65,712	8,214
1963-64	12	84,827	7,069	-	6	35,684	5,947
1962-63	12	75,261	6,272	-	6	46,183	6,598
1961-62	13	73,640	5,665	-	8	47,357	5,920
1960-61	13	74,187	5,707	-	7	45,549	6,507
1959-60	14	76,199	5,443	-	8	46,064	5,758

[^] First year capacity increased from 14,168 to 14,316; * First year capacity decreased from 15,311 to 14,168

Annual Team Records

Year	Won	Lost	Coach
2017-18	11	7	Bryce Drew
2016-17	11	5	Bryce Drew
2015-16	14	2	Kevin Stallings
2014-15	14	5	Kevin Stallings
2013-14	10	6	Kevin Stallings
2012-13	9	6	Kevin Stallings
2011-12	13	5	Kevin Stallings
2010-11	14	3	Kevin Stallings
2009-10	14	2	Kevin Stallings
2008-09	14	3	Kevin Stallings
2007-08	19	0	Kevin Stallings
2006-07	14	3	Kevin Stallings
2005-06	10	6	Kevin Stallings
2004-05	17	2	Kevin Stallings
2003-04	15	2	Kevin Stallings
2002-03	10	6	Kevin Stallings
2001-02	13	4	Kevin Stallings
2000-01	12	7	Kevin Stallings
1999-00	14	3	Kevin Stallings
1998-99	13	3	Jan van Breda Kolff
1997-98	13	3	Jan van Breda Kolff
1996-97	13	3	Jan van Breda Kolff
1995-96	14	4	Jan van Breda Kolff
1994-95	8	5	Jan van Breda Kolff
1993-94	14	2	Jan van Breda Kolff
1992-93	14	0	Eddie Fogler
1991-92	13	4	Eddie Fogler
1990-91	13	3	Eddie Fogler
1989-90	14	5	Eddie Fogler
1988-89	13	2	C.M. Newton
1987-88	14	2	C.M. Newton
1986-87	12	5	C.M. Newton
1985-86	9	6	C.M. Newton
1984-85	9	7	C.M. Newton
1983-84	11	7	C.M. Newton
1982-83	14	3	C.M. Newton
1981-82	9	5	C.M. Newton
1980-81	9	6	Richard Schmidt
1979-80	10	5	Richard Schmidt
1978-79	12	2	Wayne Dobbs
1977-78	8	6	Wayne Dobbs
1976-77	9	7	Wayne Dobbs
1975-76	11	4	Roy Skinner
1974-75	11	3	Roy Skinner
1973-74	13	1	Roy Skinner
1972-73	12	2	Roy Skinner
1971-72	12	2	Roy Skinner
1970-71	8	6	Roy Skinner
1969-70	7	7	Roy Skinner
1968-69	10	4	Roy Skinner
1967-68	12	2	Roy Skinner
1966-67	14	0	Roy Skinner
1965-66	12	2	Roy Skinner
1964-65	14	0	Roy Skinner
1963-64	13	1	Roy Skinner
1962-63	10	2	Roy Skinner
1961-62	11	2	Roy Skinner
1960-61	13	0	Bob Polk
1959-60	12	2	Bob Polk
1958-59	11	3	Roy Skinner
1957-58	13	2	Bob Polk
1956-57	13	1	Bob Polk
1955-56	13	0	Bob Polk
1954-55	13	2	Bob Polk
1953-54	9	6	Bob Polk
1952-53	10	2	Bob Polk
Totals	794	227	66 years (.778)

Commodore Coaching Marks at Memorial Gym (by Percentage)							
Coach	Years	Record	Pct.	Coach	Years	Record	Pct.
Bob Polk	8	96-15	86.5	C.M. Newton	8	91-37	71.1
Eddie Fogler	4	54-12	81.8	Wayne Dobbs	3	29-15	65.9
Roy Skinner	16	181-41	81.5	Bryce Drew	2	22-12	64.5
Kevin Stallings	16	203-54	79.0	Richard Schmidt	2	19-11	63.3
Jan van Breda Kolff	6	75-20	78.9				



ANNUAL TEAM LEADERS

Year	Scoring Average	Total Points	Rebound Average	Total Rebounds	FG% (SEC min)	FG% (VU min)
2017-18	Jeff Roberson (16.9)	Jeff Roberson (542)	Jeff Roberson (7.1)	Jeff Roberson (228)	Jeff Roberson (.478)	Jeff Roberson (.478)
2016-17	M. Fisher-Davis (13.9)	M. Fisher-Davis (472)	Jeff Roberson (7.0)	Jeff Roberson (246)	Nolan Cressler (.514)	Nolan Cressler (.514)
2015-16	Wade Baldwin IV (14.1)	Wade Baldwin IV (466)	Luke Kornet (7.3)	Damian Jones (227)	Damian Jones (.590)	Damian Jones (.590)
2014-15	Damian Jones (14.5)	Damian Jones (506)	Damian Jones (6.5)	Damian Jones (227)	Damian Jones (.562)	James Siakam (.627)
2013-14	Rod Odum (13.6)	Rod Odum (423)	Damian Jones (5.7)	Damian Jones (176)	Damian Jones (.543)	James Siakam (.589)
2012-13	Kedren Johnson (13.5)	Kedren Johnson (444)	Kevin Bright (5.5)	Kevin Bright (180)	Dai-Jon Parker (.398)	Dai-Jon Parker (.398)
2011-12	John Jenkins (19.9)	John Jenkins (696)	Lance Goulbourne (6.9)	Lance Goulbourne (249)	Jeffrey Taylor (.493)	Festus Ezeli (.539)
2010-11	John Jenkins (19.5)	John Jenkins (624)	Lance Goulbourne (7.3)	Lance Goulbourne (235)	Jeffery Taylor (.449)	Festus Ezeli (.588)
2009-10	Jermaine Beal (14.6)	Jermaine Beal (481)	A.J. Ogilvy (6.2)	A.J. Ogilvy (204)	A.J. Ogilvy (.509)	A.J. Ogilvy (.509)
2008-09	A.J. Ogilvy (15.4)	A.J. Ogilvy (448)	A.J. Ogilvy (7.1)	A.J. Ogilvy (207)	A.J. Ogilvy (.543)	A.J. Ogilvy (.543)
2007-08	Shan Foster (20.3)	Shan Foster (691)	A.J. Ogilvy (6.7)	A.J. Ogilvy (229)	A.J. Ogilvy (.588)	A.J. Ogilvy (.588)
2006-07	Derrick Byars (17.0)	Derrick Byars (577)	Ross Neltner (5.7)	Ross Neltner (193)	Derrick Byars (.457)	Ross Neltner (.529)
2005-06	Shan Foster (15.9)	Shan Foster (477)	Julian Terrell (7.2)	Julian Terrell (217)	Shan Foster (.451)	Julian Terrell (.517)
2004-05	Mario Moore (13.5)	Mario Moore (459)	Julian Terrell (5.1)	Julian Terrell (167)	Corey Smith (.503)	Jason Holwerda (.619)
2003-04	Matt Freije (18.4)	Matt Freije (607)	Matt Freije (5.4)	Matt Freije (178)	Matt Freije (.415)	Scott Hundley (.500)
2002-03	Matt Freije (17.9)	Matt Freije (520)	Brian Thornton (5.7)	Brian Thornton (164)	Matt Freije (.443)	Brian Thornton (.527)
2001-02	Matt Freije (15.1)	Matt Freije (483)	Matt Freije (5.1)	Matt Freije (164)	Matt Freije (.466)	Brian Thornton (.514)
2000-01	Chuck Moore (12.0)	Chuck Moore (348)	Anthony Williams (7.9)	Anthony Williams (238)	Greg LaPointe (.556)	Greg Lapointe (.556)
1999-00	Dan Langhi (22.1)	Dan Langhi (664)	Anthony Williams (6.4)	Anthony Williams (193)	Dan Langhi (.477)	Atiba Prater (.491)
1998-99	Dan Langhi (17.7)	Dan Langhi (512)	Dan Langhi (7.3)	Dan Langhi (211)	Dan Langhi (.418)	Greg Lapointe (.506)
1997-98	Drew Maddux (16.8)	Drew Maddux (553)	Billy Di Spaltro (5.7)	Austin Bates (180)	Austin Bates (.510)	Billy Di Spaltro (.527)
1996-97	Pax Whitehead (15.5)	Pax Whitehead (481)	Billy Di Spaltro (6.3)	Billy Di Spaltro (194)	Austin Bates (.523)	Billy Di Spaltro (.524)
1995-96	Frank Seckar (16.3)	Frank Seckar (523)	Malik Evans (6.5)	Malik Evans (169)	Frank Seckar (.418)	Billy Di Spaltro (.591)
1994-95	Ronnie McMahan (18.3)	Ronnie McMahan (511)	Bryan Milburn (6.3)	Bryan Milburn (169)	Ronnie McMahan (.376)	Chris Woods (.500)
1993-94	Bill McCaffrey (20.6)	Bill McCaffrey (660)	Chris Lawson (6.8)	Chris Lawson (218)	Bill McCaffrey (.456)	Chris Lawson (.519)
1992-93	Bill McCaffrey (20.6)	Bill McCaffrey (699)	Bruce Elder (6.1)	Bruce Elder (206)	Bill McCaffrey (.553)	Bruce Elder (.594)
1991-92	Kevin Anglin (16.9)	Kevin Anglin (506)	Dan Hall (5.9)	Dan Hall (177)	Kevin Anglin (.457)	Todd Milholland (.53.9)
1990-91	S Draud (15.2)	S Draud (456)	S Draud (5.9)	Bruce Elder (176)	S. Draud (.421)	S. Grant (.623)
1989-90	S Draud (15.6)	S Draud (546)	Eric Reid (5.8)	Eric Reid (184)	S. Draud (.429)	S. Grant (.678)
1988-89	Frank Kornet (16.8)	Frank Kornet (554)	Frank Kornet (7.1)	Frank Kornet (235)	Frank Kornet (.567)	Frank Kornet (.567)
1987-88	Will Perdue (18.3)	Will Perdue (567)	Will Perdue (10.1)	Will Perdue (314)	Will Perdue (.634)	Will Perdue (.634)
1986-87	Will Perdue (17.4)	Will Perdue (592)	Will Perdue (8.7)	Will Perdue (295)	Will Perdue (.59.9)	Will Perdue (.59.9)
1985-86	Brett Burrow (13.2)	Brett Burrow (370)	Brett Burrow (5.8)	Brett Burrow (161)	Brett Burrow (.49.2)	Barry Goheen (.54.2)
1984-85	Phil Cox (16.5)	Phil Cox (445)	Brett Burrow (8.0)	Brett Burrow (224)	Phil Cox (.49.8)	Brett Burrow (.51.7)
1983-84	Jeff Turner (16.8)	Jeff Turner (486)	Jeff Turner (7.3)	Jeff Turner (213)	Jeff Turner (.53.3)	Jeff Turner (.53.3)
1982-83	Phil Cox (14.5)	Phil Cox (477)	Ted Young (6.7)	Ted Young (220)	Jeff Turner (.49.2)	James Williams (.50.2)
1981-82	Willie Jones (15.8)	Willie Jones (442)	Willie Jones (6.4)	Willie Jones (179)	Willie Jones (.58.7)	Willie Jones (.58.7)
1980-81	Al Miller (14.6)	Al Miller (423)	Charles Davis (5.8)	Charles Davis (150)	Charles Davis (.54.2)	Willie Jones (.66.7)
1979-80	Mike Rhodes (18.4)	Mike Rhodes (479)	Ted Young (5.9)	Ted Young (147)	Mike Rhodes (.48.9)	Willie Jones (.57.5)
1978-79	Charles Davis (18.6)	Charles Davis (502)	Charles Davis (8.6)	Charles Davis (234)	Charles Davis (.57.7)	Charles Davis (.57.7)
1977-78	Mike Rhodes (18.8)	Mike Rhodes (507)	Charles Davis (7.1)	Charles Davis (178)	Charles Davis (.50.4)	Charles Davis (.50.4)
1976-77	Charles Davis (15.3)	Charles Davis (399)	Charles Davis (7.0)	Charles Davis (181)	Charles Davis (.44.6)	Greg Fuller (.51.2)
1975-76	Jeff Fosnes (17.9)	Jeff Fosnes (482)	Butch Feher (7.7)	Butch Feher (208)	Joe Ford (.51.5)	Dicky Keffer (.52.6)
1974-75	Jeff Fosnes (22.1)	Jeff Fosnes (575)	Jeff Fosnes (9.0)	Jeff Fosnes (234)	Jeff Fosnes (.55.1)	Jeff Fosnes (.55.1)
1973-74	Compton (14.8)	Compton (415)	Van Breda Kolff (9.7)	Van Breda Kolff (271)	Jeff Fosnes (.48.4)	Fowler (.52.9)
1972-73	Compton (17.7)	Compton (461)	Turner (7.8)	Turner (203)	Compton (.49.2)	Jeff Fosnes (.53.5)
1971-72	Compton (17.3)	Compton (450)	Maddux (10.7)	Maddux (278)	Compton (.54.2)	Compton (.54.2)
1970-71	Thorpe Weber (16.9)	Thorpe Weber (439)	Thorpe Weber (9.7)	Thorpe Weber (251)	Rod Freeman (.47.3)	Ralph Mayes (.55.2)
1969-70	Perry Wallace (17.7)	Perry Wallace (461)	Perry Wallace (13.5)	Perry Wallace (350)	Perry Wallace (.49.3)	Perry Wallace (.49.3)
1968-69	Tom Hagan (23.4)	Tom Hagan (608)	Perry Wallace (10.5)	Perry Wallace (274)	Tom Hagan (.51.3)	Tom Hagan (.51.3)
1967-68	Tom Hagan (19.2)	Tom Hagan (463)	Perry Wallace (10.4)	Perry Wallace (270)	Kenny Campbell (.48.6)	Bob Bundy (.63.1)
1966-67	Tom Hagan (17.0)	Tom Hagan (443)	Bob Warren (8.4)	Bob Warren (219)	Tom Hagan (.51.4)	Ken Gibbs (.52.5)
1965-66	Clyde Lee (22.6)	Clyde Lee (589)	Clyde Lee (15.8)	Clyde Lee (412)	Keith Thomas (.51.3)	Keith Thomas (.51.3)
1964-65	Clyde Lee (22.5)	Clyde Lee (631)	Clyde Lee (15.0)	Clyde Lee (420)	Keith Thomas (.52.3)	Wayne Calvert (.53.8)
1963-64	Clyde Lee (18.8)	Clyde Lee (471)	Clyde Lee (15.6)	Clyde Lee (391)	John Ed Miller (.49.5)	Keith Thomas (.50.8)
1962-63	Roger Schurig (16.8)	Roger Schurig (387)	Bob Grace (13.4)	Bob Grace (308)	Roger Schurig (.43.5)	Roger Schurig (.43.5)
1961-62	John Russell (15.4)	John Russell (369)	Ron Griffiths (10.3)	Ron Griffiths (248)	Bob Scott (.41.9)	Bob Scott (.41.9)
1960-61	Bill Depp (17.2)	Bill Depp (412)	Bill Depp (12.9)	Bill Depp (309)	Bill Depp (.40.5)	Don Ringstaff (.45.9)
1959-60	Bill Johnson (15.5)	Bill Johnson (356)	Ben Rowan (11.3)	Ben Rowan (261)	Bill Depp (.41.9)	Bill Depp (.41.9)
1958-59	Jim Henry (18.8)	Jim Henry (414)	Ben Rowan (10.7)	Ben Rowan (256)	Jim Henry (.47.9)	Jim Henry (.47.9)
1957-58	Jim Henry (20.5)	Jim Henry (493)	Don Hinton (8.9)	Don Hinton (222)	Jim Henry (.46.3)	Hub Houglan (.47.7)
1956-57	Al Rochelle (17.3)	Al Rochelle (381)	Hobby Gibbs (12.5)	Hobby Gibbs (274)	Bobby Thym (.42.5)	Jim Henry (.44.8)
1955-56	Al Rochelle (18.3)	Al Rochelle (421)	Charley Harrison (14.5)	Charley Harrison (315)	Al Rochelle (.38.8)	Al Rochelle (.38.8)
1954-55	Babe Taylor (17.0)	Al Rochelle (355)	Charley Harrison (12.9)	Charley Harrison (284)	Al Rochelle (.38.5)	Al Rochelle (.38.5)
1953-54	Dan Finch (21.9)	Dan Finch (481)	Dan Finch (11.3)	Dan Finch (249)	Bobby Thym (.39.9)	Bobby Thym (.39.9)
1952-53	Dan Finch (20.7)	Dan Finch (372)	Dan Finch (17.2)	Dan Finch (247)	Dan Finch (.35.3)	George Nordhaus (.39.1)
1951-52	Dave Kardokus (11.6)	Dave Kardokus (314)	Dave Kardokus (8.4)	Dave Kardokus (228)	Dan Finch (.32.4)	Dan Finch (.35.1)
1950-51	Al Weiss (13.6)	Al Weiss (353)		Al Weiss (36.2)		Al Weiss (.36.2)
1949-50	Billy Joe Adcock (12.6)	Billy Joe Adcock (315)			Billy Joe Adcock (.28.1)	George Kelley (.35.0)
1948-49	Billy Joe Adcock (15.4)	Billy Joe Adcock (339)			Billy Joe Adcock (.32.6)	Haworth Parks (.33.9)
1947-48		Billy Joe Adcock (376)			5 mpg	100 attempts

SEC MINIMUMS - FG% - 5.0 made per game; FT% - 2.5 made per game; 3FG% - 2.0 made per game
VANDERBILT MINIMUMS - FG% - 100 FG Attempts/Season; FT% - 50 FT Attempts/Season; 3FG% - 30 3FG Attempts/Season



ANNUAL TEAM LEADERS

Year	FT% (SEC min)	FT% (VU Min)	3FG% (SEC min)	3FG% (VU min)	Assists	Steals	Blocks
2017-18	Jeff Roberson (.854)	Jeff Roberson (.854)	Riley LaChance (.418)	Riley LaChance (.418)	Riley LaChance (103)	Saben Lee (39)	Clevon Brown (43)
2016-17	Luke Kornet (.857)	Riley LaChance (.872)	M. Fisher-Davis (.372)	Riley LaChance (.486)	Riley LaChance (137)	Jeff Roberson (29)	Luke Kornet (71)
2015-16	Jeff Roberson (.833)	Jeff Roberson (.833)	Matthew Fisher-Davis (.446)	Matthew Fisher-Davis (.446)	Wade Baldwin IV (172)	Wade Baldwin IV (40)	Luke Kornet (84)
2014-15	James Siakam (.757)	Riley LaChance (.873)	Matthew Fisher-Davis (.401)	Jeff Roberson (.455)	Wade Baldwin IV (155)	Wade Baldwin IV (50)	Damian Jones (70)
2013-14	Kyle Fuller (.730)	Kyle Fuller (.730)	Rod Odom (.385)	Rod Odom (.385)	Kyle Fuller (130)	James Siakam (28)	Damian Jones (43)
2012-13	Kedren Johnson (.723)	Kedren Johnson (.723)	Dai-Jon Parker (.407)	Dai-Jon Parker (.407)	Kedren Johnson (119)	Kedren Johnson (34)	Josh Henderson (29)
2011-12	John Jenkins (.837)	Brad Tinsley (.855)	John Jenkins (.439)	John Jenkins (.439)	Brad Tinsley (142)	Lance Goulbourne (54)	Festus Ezeli (36)
2010-11	John Jenkins (.894)	John Jenkins (.894)	John Jenkins (.408)	Steve Tchiengang (.415)	Brad Tinsley (105)	Jeffrey Taylor (35)	Festus Ezeli (52)
2009-10	Jermaine Beal (.802)	Jermaine Beal (.802)	John Jenkins (.483)	John Jenkins (.483)	Jermaine Beal (103)	Jeffrey Taylor (36)	A.J. Ogilvy (87)
2008-09	Jermaine Beal (.823)	Brad Tinsley (.824)	Brad Tinsley (.411)	Brad Tinsley (.411)	Jermaine Beal (99)	Jermaine Beal (35)	A.J. Ogilvy (49)
2007-08	A.J. Ogilvy (.769)	Ross Neltner (.792)	Shan Foster (.469)	Shan Foster (.469)	Jermaine Beal (158)	Shan Foster (36)	A.J. Ogilvy (49)
2006-07	Derrick Byars (.711)	Dan Cage (.875)	Dan Cage (.442)	Dan Cage (.442)	Derrick Byars (116)	Derrick Byars (48)	Ted Skuchas (28)
2005-06	Shan Foster (.759)	Shan Foster (.759)	Derrick Byars (.441)	Dan Cage (.461)	Derrick Byars (96)	DeMarre Carroll (37)	Julian Terrell (36)
2004-05	Mario Moore (.809)	Mario Moore (.809)	Shan Foster (.445)	Shan Foster (.445)	Mario Moore (126)	Jason Holwerda (47)	Julian Terrell (36)
2003-04	Matt Freije (.788)	Scott Hundley (.793)	Mario Moore (.363)	Dawid Przybyszewski (.455)	Russell Lakey (128)	Russell Lakey (46)	Dawid Przybyszewski (29)
2002-03	Matt Freije (.798)	Matt Freije (.798)	Matt Freije (.351)	Corey Smith (.383)	Russell Lakey (99)	Russell Lakey (52)	Brian Thornton (24)
2001-02	Matt Freije (.768)	Chuck Moore (.813)	Brendan Plavich (.441)	Brendan Plavich (.441)	Brendan Plavich (102)	Brendan Plavich (47)	Brian Thornton (20)
2000-01	Anthony Williams (73.2)	Chuck Moore (.797)	Chuck Moore (.350)	Matt Freije (.390)	Russell Lakey (94)	Russell Lakey (54)	Matt Freije (28)
1999-00	Dan Langhi (.871)	Dan Langhi (.871)	Dan Langhi (.403)	Rick Jones (.482)	Atiba Prater (180)	Atiba Prater (56)	Darius Coulibaly (29)
1998-99	Dan Langhi (.844)	Dan Langhi (.844)	Dan Langhi (.385)	Michael Leblanc (.412)	Atiba Prater (82)	James Strong (77)	Greg LaPointe (16)
1997-98	Billy Di Spaltro (.813)	Billy Di Spaltro (.813)	Drew Maddux (.354)	Vince Ford (.453)	Atiba Prater (152)	Drew Maddux (68)	Austin Bates (30)
1996-97	Billy Di Spaltro (.769)	Billy Di Spaltro (.769)	Pax Whitehead (.360)	Pax Whitehead (.360)	Drew Maddux (116)	Drew Maddux (68)	Austin Bates (18)
1995-96	Drew Maddux (.764)	Drew Maddux (.764)	Frank Seckar (.379)	Frank Seckar (.379)	Frank Seckar (176)	Frank Seckar (63)	Malik Evans (28)
1994-95	Ronnie McMahan (.736)	Drew Maddux (.864)	Frank Seckar (.426)	Frank Seckar (.426)	Frank Seckar (114)	Frank Seckar (73)	Chris Woods (50)
1993-94	Billy McCaffrey (.889)	Billy McCaffrey (.889)	Frank Seckar (.449)	Frank Seckar (.449)	Billy McCaffrey (133)	Ronnie McMahan (51)	Dan Hall (27)
1992-93	Billy McCaffrey (.870)	Billy McCaffrey (.870)	Billy McCaffrey (.512)	Billy McCaffrey (.512)	Billy McCaffrey (124)	Kevin Anglin (67)	Bruce Eldr (19)
1991-92	Kevin Anglin (.749)	Todd Milholland (81.3)	Kevin Anglin (40.2)	Aaron Beth (47.3)	Kevin Anglin (114)	Kevin Anglin (49)	Bruce Elder (26)
1990-91	Scott Draud (.875)	Scott Draud (.875)	S. Draud (.449)	S. Draud (.449)	Kevin Anglin (124)	Kevin Anglin (46)	S Grant (20)
1989-90	Scott Draud (.870)	Scott Draud (.870)	Scott Draud (.433)	Derrick Wilcox (.467)	Derrick Wilcox (158)	Derrick Wilcox (37)	S Grant (14)
1988-89	Eric Reid (.774)	Eric Reid (.774)	Barry Booker (.449)	Barry Booker (.449)	Derrick Wilcox (173)	Barry Booker (50)	Eric Reid (12)
1987-88	Barry Goheen (.768)	Barry Goheen (.768)	Barry Booker (.433)	Derrick Wilcox (.462)	Barry Goheen (89)	Barry Goheen (34)	Will Perdue (74)
1986-87	Barry Goheen (83.8)	Barry Goheen (83.8)	Barry Booker (50.0)	Barry Booker (50.0)	Barry Booker (91)	Barry Booker (36)	Will Perdue (72)
1985-86	Barry Goheen (84.6)	Barry Goheen (84.6)			Darrell Dulaney (89)	Darrell Dulaney (44)	Will Perdue (13)
1984-85	Phil Cox (87.4)	Phil Cox (87.4)			Darrell Dulaney (102)	Phil Cox (41)	Brett Burrow (10)
1983-84	Jeff Turner (84.3)	Jeff Turner (84.3)			Al McKinney (93)	Al McKinney (93)	Bobby Westbrooks (14)
1982-83	Phil Cox (89.7)	Phil Cox (89.7)			Al McKinney (111)	Al McKinney (48)	James Williams (22)
1981-82	Phil Cox (86.9)	Phil Cox (86.9)			Al McKinney (87)	Al McKinney (31)	Willie Jones (25)
1980-81	Mike Rhodes (82.1)	Mike Rhodes (82.1)			Jimmy Gray (81)	Al McKinney (28)	Willie Jones (11)
1979-80	Mike Rhodes (80.9)	Mike Rhodes (80.9)			Tommy Springer (86)	Tommy Springer (42)	Willie Jones (11)
1978-79	Mike Rhodes (82.7)	Mike Rhodes (82.7)			Tommy Springer (117)		
1977-78	Mike Rhodes (81.1)	Tommy Springer (83.6)			Mark Elliott (86)		
1976-77	Dicky Keffer (81.5)	Dicky Keffer (81.5)			Mark Elliott (89)		
1975-76	Joe Ford (81.7)	Joe Ford (81.7)			Dicky Keffer (109)		
1974-75	Joe Ford (83.9)	Joe Ford (83.9)			Dicky Keffer (99)		
1973-74	Terry Compton (87.3)	Terry Compton (87.3)			Van Breda Kolff (141)		
1972-73	Terry Compton (76.0)	Lee Fowler (76.1)			Van Breda Kolff (147)		
1971-72	Tom Arnholt (89.0)	Tom Arnholt (89.0)			Van Breda Kolff (142)		
1970-71	Van Oliver (81.6)	Rudy Thacker (91.8)			Rudy Thacker (78)		
1969-70	Tom Arnholt (79.5)	Ralph Mayes (81.4)			Tom Arnholt (78)		
1968-69	Tom Hagan (87.2)	Rudy Thacker (88.9)			Tom Hagan (80)		
1967-68	Tom Hagan (84.4)	Tom Hagan (84.4)					
1966-67	Tom Hagan (78.0)	Jerry Southwood (79.2)					
1965-66	Keith Thomas (79.6)	Keith Thomas (79.6)			Jerry Southwood (94)		
1964-65	John Ed Miller (78.5)	Keith Thomas (86.2)					
1963-64	John Ed Miller (80.4)	John Ed Miller (80.4)					
1962-63	Roger Schurig (79.9)	Roger Schurig (79.9)					
1961-62	John Russell (70.3)	Bobby Bland (81.3)					
1960-61	Don Ringstaff (75.6)	Don Ringstaff (75.6)					
1959-60	Bill Johnson (79.2)	Bill Johnson (79.2)					
1958-59	Jim Henry (78.7)	Jim Henry (78.7)					
1957-58	Jack Pirrie (73.0)	Jimmy French (83.6)					
1956-57	Al Rochelle (78.1)	Al Rochelle (78.1)					
1955-56	Al Rochelle (74.5)	Al Rochelle (75.0)					
1954-55	Al Rochelle (74.5)	Al Rochelle (74.5)					
1953-54	Babe Taylor (83.8)	Babe Taylor (83.8)					
1952-53	George Nordhaus (68.3)	George Nordhaus (68.3)					
1951-52	Al Weiss (65.3)	Bob Dudley Smith (71.1)			Jack Heldman (52)		
1950-51	Bob Dudley Smith (71.9)	Bob Dudley Smith (71.9)					
1949-50	George Kelley (65.7)	Bob Dudley Smith (79.2)					
1948-49	George Kelley (65.7)	George Kelley (65.7)					
1947-48	Billy Joe Adcock (68.2)	Bobby McGuire (75.7)					

SEC MINIMUMS - FG% - 5.0 made per game; FT% - 2.5 made per game; 3FG% - 2.0 made per game
 VANDERBILT MINIMUMS - FG% - 100 FG Attempts/Season; FT% - 50 FT Attempts/Season; 3FG% - 30 3FG Attempts/Season



TEAM RECORDS

Points

Points, Year	Year
1. 2822.....	1992-1993
2. 2739.....	1989-1990
3. 2721.....	2007-2008
4. 2615.....	2011-2012
5. 2594.....	2006-2007
6. 2581.....	2010-2011
7. 2548.....	1988-1989
8. 2537.....	2009-2010
9. 2521.....	1993-1994
10. 2506.....	2015-2016

Points Per Game

Points/Game, Year	Year
1. 86.8.....	1971-1972
2. 86.2.....	1963-1964
3. 85.8.....	1969-1970
4. 85.3.....	1965-1966
5. 84.2.....	1964-1965
6. 84.1.....	1970-1971
7. 83.9.....	1974-1975
8. 83.0.....	1992-1993
9. 82.2.....	1968-1969
10. 82.2.....	1967-1968

Field Goals

Field Goals Made, Year	Year
1. 986.....	1992-1993
2. 928.....	2007-2008
3. 923.....	1988-1989
4. 916.....	1964-1965
5. 907.....	1987-1988
6. 904.....	2006-2007
7. 904.....	1986-1987
8. 889.....	1989-1990
9. 888.....	1997-1998
10. 885.....	2011-2012

Field Goal Attempts

Field Goals Attempted, Year	Year
1. 2246.....	1951-1952
2. 2084.....	1950-1951
3. 2013.....	1964-1965
4. 2003.....	1949-1950
5. 1995.....	2007-2008
6. 1984.....	2006-2007
7. 1971.....	1992-1993
8. 1965.....	1963-1964
9. 1937.....	1988-1989
10. 1921.....	2011-2012

Field Goal Percentage

FG%, Year	Year
1. .510.....	1980-1981
2. .504.....	1966-1967
3. .502.....	1974-1975
4. .500.....	1992-1993
5. .497.....	1987-1988
6. .496.....	1978-1979
7. .492.....	1979-1980
8. .489.....	1984-1985
9. .488.....	1975-1976
10. .487.....	1986-1987

3-Point Field Goals

3-Point FG's Made, Year	Year
1. 346.....	2016-2017
2. 322.....	2004-2005
3. 317.....	2006-2007
4. 307.....	2011-2012
5. 303.....	2007-2008
6. 289.....	2017-2018
7. 282.....	2001-2002
8. 273.....	2015-2016
9. 263.....	2003-2004
10. 263.....	2010-2011

3 Point Field Goal Attempts

3-Pt FGA, Year	Year
1. 921.....	2016-2017
2. 843.....	2006-2007
3. 837.....	2004-2005
4. 819.....	2017-2018
5. 792.....	2011-2012
6. 763.....	2001-2002
7. 760.....	2007-2008
8. 734.....	2012-2013
9. 716.....	2003-2004
10. 714.....	2015-2016

3 Point Field Goal Percentage

3-Pt FG%, Year	Year
1. .431.....	1987-1988
2. .429.....	1986-1987
3. .414.....	1988-1989
4. .412.....	1992-1993
5. .409.....	1990-1991
6. .400.....	1989-1990
7. .399.....	2007-2008
8. .395.....	1991-1992
9. .392.....	2014-2015
10. .390.....	1993-1994

Free Throws Made

Free Throws Made, Year	Year
1. 742.....	1989-1990
2. 622.....	2010-2011
3. 616.....	2009-2010
4. 594.....	1971-1972
5. 588.....	1992-1993
6. 563.....	1996-1997
7. 562.....	2007-2008
8. 557.....	1993-1994
9. 541.....	1955-1956
9. 541.....	2014-2015

Free Throw Attempts

Free Throw Attempts, Year	Year
1. 956.....	1989-1990
2. 854.....	2009-2010
3. 837.....	2010-2011
4. 807.....	1992-1993
5. 797.....	1996-1997
6. 788.....	1971-1972
7. 785.....	1954-1955
8. 779.....	1955-1956
9. 770.....	2011-2012
10. 765.....	2007-2008

Free Throw Percentage

Free Throw %, Year	Year
1. .802.....	1973-1974
2. .777.....	2016-2017
3. .776.....	1989-1990
4. .770.....	1967-1968
5. .766.....	1974-1975
6. .764.....	1975-1976
7. .763.....	1970-1971
8. .757.....	1990-1991
9. .754.....	1971-1972
10. .751.....	1993-1994
10. .751.....	1984-1985

Rebounds

Total Rebounds, Year	Year
1. 1466.....	1963-1964
2. 1355.....	1964-1965
3. 1272.....	2015-2016
4. 1262.....	1961-1962
5. 1261.....	1960-1961
6. 1255.....	2010-2011
7. 1248.....	1951-1952
8. 1244.....	2011-2012
9. 1226.....	1989-1990
10. 1224.....	1955-1956

Rebound Average

Rebounds/Game, Year	Year
1. 58.6.....	1963-1964
2. 53.4.....	1954-1955
3. 53.2.....	1955-1956
4. 52.6.....	1961-1962
5. 52.5.....	1960-1961
6. 51.9.....	1969-1970
7. 51.7.....	1962-1963
8. 51.7.....	1952-1953
9. 50.2.....	1959-1960
10. 50.0.....	1958-1959

Assists

Total Assists, Year	Year
1. 606.....	2007-2008
2. 578.....	2006-2007
3. 577.....	1992-1993
4. 562.....	1988-1989
5. 550.....	1993-1994
6. 544.....	1989-1990
7. 541.....	2014-2015
7. 541.....	2004-2005
7. 541.....	2003-2004
10. 490.....	2001-2002

Turnovers

Turnovers, Year	Year
1. 578.....	1989-1998
2. 522.....	1997-1998
3. 511.....	2001-2002
4. 507.....	1986-1987
5. 506.....	1991-1992
6. 494.....	2007-2008
7. 489.....	2004-2005
8. 485.....	1996-1997
9. 485.....	1992-1993
10. 476.....	2011-2012

Steals

Steals, Year	Year
1. 327.....	1997-1998
2. 301.....	1996-1997
3. 277.....	1992-1993
4. 258.....	1998-1999
5. 257.....	2006-2007
6. 248.....	2003-2004
7. 240.....	1994-1995
8. 239.....	1993-1994
9. 231.....	2004-2005
10. 228.....	1995-1996

Blocks

Blocks, Year	Year
1. 186.....	2014-2015
2. 182.....	2015-2016
3. 174.....	2008-2009
4. 171.....	2009-2010
5. 162.....	2010-2011
6. 144.....	2011-2012
7. 138.....	2013-2014
8. 137.....	2008-2009
9. 134.....	2016-2017
10s. 131.....	1994-1995



ANNUAL RECORDS

* - home game
OT - overtime game

1900-01 — WON 2, LOST 2

Head Coach: W.D. Weatherford

Captain: Earnest Reese

Nashville YMCA*	L	19	22
Nashville YMCA*	W	24	9
Nashville YMCA*	W	14	12
Nashville A.C.*	L	11	13

1901-02 — WON 5, LOST 2

Head Coach: W.D. Weatherford

Captain: H.W. Davis

Nashville YMCA*	W	27	14
Nashville YMCA*	W	25	4
Nashville A.C.*	W	16	9
Nashville A.C.*	W	17	12
Howard	L	23	33
Howard	W	29	19
Birmingham Southern	L	21	34

1902-03 — WON 6, LOST 0

Head Coach: Grinnell Jones

Captain: Ben L. Clary

Cumberland	W	44	14
Nashville A.C.*	W	26	6
Nashville A.C.*	W	24	11
Howard	W	25	11
Cumberland*	W	44	14
Cumberland*	W	24	21

1903-04 — WON 6, LOST 1

Head Coach: E.J. Hamilton

Captain: John J. Tigert

U. of Nashville*	W	32	6
Nashville A.C.*	W	34	9
Nashville YMCA*	W	12	5
U. of Nashville*	W	36	4
Nashville A.C.*	W	36	3
Nashville YMCA*	W	32	4
Cumberland	L	5	18

1904-05

No Team

1905-06

No Scores Recorded

1906-07 — WON 6, LOST 1

Head Coach: J.N. (Stein) Stone

Captain: J.N. (Stein) Stone

Nashville A.C.*	L	14	23
N.Y. Professionals*	W	30	18
N.Y. Professionals*	W	38	23
Cumberland*	W	21	17
S.W. Presbyterian*	W	27	15
Nashville A.C.*	W	32	21
Nashville A.C.*	W	38	25

1907-08 — WON 6, LOST 10

Head Coach: W.L. Throop

Captain: W.L. Throop

Columbia*	L	16	34
Yale*	L	23	27
Montgomery YMCA	L	15	34
Mobile YMCA	L	12	43
Birmingham A.C.	L	12	30
Birmingham YMCA*	W	30	26
Nashville YMCA*	W	28	18
Southern Kentucky	W	28	15
Cumberland*	L	20	22
Nashville YMCA*	W	27	20
S.W. Presbyterian	L	10	20
Central (Ky.)*	W	28	14
Nashville A.C.*	L	8	14
Birmingham A.C.*	W	25	15
Cumberland	L	14	20
Wabash*	L	7	27

1908-09 — WON 11, LOST 4

Head Coach: E. J. Hamilton

Captain: W. D. Neely

Nashville YMCA*	W	38	20
Chattanooga	W	32	17
Atlanta A. C.	W	33	26
Columbus YMCA	L	18	19
Cumberland*	W	25	19
Birmingham A. C.	W	33	30
Mobile YMCA	L	26	33
Montgomery YMCA	L	28	32
Birmingham YMCA	W	30	12
Chattanooga*	W	52	23
Sewanee*	W	28	19
S.W. Presbyterian*	W	56	19
Cumberland	W	38	21
Nashville A. C.*	W	43	33
Nashville A. C.*	L	24	25

1909-10 — WON 10, LOST 3

Head Coach: R. B. McGehee

Captain: R. B. McGehee

Atlanta A. C.	W	53	30
Columbus YMCA	L	29	34
Montgomery YMCA	W	57	24
Mobile YMCA	W	25	24
Birmingham A. C.	W	50	30
Alumni*	W	41	21
Cumberland*	W	57	13
Sewanee*	W	61	10
Central (Ky.)	L	28	52
Georgetown	W	45	34
Central (Ky.)	L	21	70
Louisville YMCA	W	54	39
Nashville YMCA*	W	53	39

1910-11 — WON 8, LOST 2

Head Coach: Carl (Zeke) Martin

Captain: Carl (Zeke) Martin

Cumberland	W	45	20
Nashville YMCA*	W	74	13
Birmingham A. C.	L	26	39
Birmingham YMCA	W	53	25
Atlanta A. C.	W	42	34
Mercer	W	26	25

Wetumpka (Ala.)	W	60	7
Mobile YMCA	L	29	61
Sewanee*	W	54	5
Cumberland*	W	24	20

1911-12 — WON 9, LOST 9

Head Coach: Carl (Zeke) Martin

Captain: Carl (Zeke) Martin

Central (Mo.)	W	30	23
Mobile YMCA	L	15	48
Wetumpka (Ala.)	W	62	11
Columbus (Ga.) YMC	L	21	44
Rome (Ga.) A. C.	W	34	11
Atlanta A. C.	L	31	43
Birmingham A. C.	L	23	48
St. Louis A. C.	W	37	32
Cumberland	W	78	10
Union (Tenn.)	W	95	24
Memphis YMCA	L	19	21
Jackson YMCA	W	81	13
Cumberland	W	47	19
Louisville YMCA	L	27	29
Kentucky	L	17	28
Kentucky	L	18	22
Christ Church (Cinc.)	L	27	47
Alumni	W	53	32

1912-13 — WON 4, LOST 5

Head Coach: Oscar G. Nelson

Captain: Oscar G. Nelson

Sewanee*	W	41	13
Mobile YMCA	L	31	43
Wetumpka (Ala.)	W	41	9
Bessemer (Ala.)	W	31	23
Kentucky	W	24	17
Kentucky	L	29	42
Birmingham A. C.	L	20	43
Columbus (Ga.) A. C.	L	32	70
Atlanta A. C.	L	34	52

1913-14 — WON 6, LOST 3

Head Coach: G. T. Denton

Captain: Tom Brown

MTSU	W	53	5
Chattanooga Tigers	W	31	17
Cumberland*	W	41	36
Georgia	L	32	41
Georgia Tech	W	55	41
Nashville YMCA*	L	31	32
Memphis YMCA	W	36	23
Union	W	54	20
Nashville YMCA*	L	23	41

1914-15 — WON 6, LOST 6

Head Coach: G.T. Denton

Captain: Robert M. Davidson

Cumberland	W	40	28
Atlanta A.C.	L	32	36
Chattanooga Tigers	L	21	41
Georgia*	L	35	48
Louisville YMCA	L	18	32
Kentucky	W	39	34
Kentucky	L	24	36

Jackson YMCA	L	27	37
Memphis YMCA	W	33	20
Nashville YMCA*	W	44	38
Nashville YMCA*	W	39	33
SW Presbyterian*	W	85	20

1915-16 — WON 11, LOST 3

Head Coach: G.T. Denton

Captain: Josh Cody

Cumberland	W	40	8
Mobile YMCA	W	41	37
Montgomery YMCA	W	53	29
Birmingham A.C.	W	54	32
Columbus YMCA	L	9	41
Cumberland*	W	81	13
Columbia Union	W	36	8
Louisville YMHA	W	35	16
Kentucky	W	39	25
Kentucky	W	23	20
Chattanooga Tigers	W	52	26
Nashville YMCA*	L	19	21
Memphis YMCA	W	32	19
Nashville YMCA*	L	23	25

1916-17 — WON 3, LOST 8

Head Coach: G.T. Denton

Captain: Frank Blair

Atlanta A.C.	L	15	32
Birmingham A.C.	L	24	26
Chattanooga Tigers	W	42	9
Nashville YMCA*	W	21	16
Washington & Lee	L	8	26
Louisville YMHA	W	29	13
Georgia*	L	11	31
Nashville YMCA*	L	18	22
Memphis YMCA	L	19	26
Jonesboro YMCA	L	19	25
Nashville YMCA*	L	19	23

1917-18 — WON 6, LOST 3

Head Coach: Ralph Palmer

Captain: Alf Adams

Birmingham A.C.	L	32	44
Birmingham A.C.	W	32	29
SW Presbyterian	W	79	16
Nashville YMCA*	L	23	36
Calumet	W	36	26
Transylvania	W	21	12
Louisville YMHA	W	39	17
Nashville YMCA*	L	17	26
Nashville YMCA*	W	35	30

1918-19 — WON 8, LOST 2

S.I.A.A. CHAMPIONS

Head Coach: Ray Morrison

Captain: L.M. Groves

Birmingham A.C.	W	21	16
Nashville YMCA [OT]	W	34	27
Calumet	W	40	23
Kentucky	W	36	26
Centre L	W	23	28
Jackson YMCA	W	44	18
Park Field Aviation	W	14	13



ANNUAL RECORDS

Memphis YMCA	L	14	23
Nashville YMCA	W	36	25
Memphis YMCA	W	25	22

1919-20 — WON 14, LOST 4

Head Coach: G.T. Denton
Captain: Tom Zerfoss

Birmingham A.C.	W	30	24
Mobile YMCA	L	33	35
Montgomery YMCA	W	56	28
Chicago YMCA*	W	26	14
Boys Club	W	36	6
Memphis YMCA	W	42	25
Georgia*	W	40	18
Nashville YMCA*	L	27	29
Georgia Tech	W	39	21
Macon YMCA	W	41	35
Boys Club*	W	21	14
Chattanooga YMCA*	W	45	39
Chattanooga YMCA*	W	41	20
Centre	W	29	18
Memphis YMCA*	L	25	31
Maryville	W	22	10
Georgia Tech*	W	32	3
Nashville YMCA*	L	13	24

1920-21 — WON 8, LOST 13

Head Coach: G.T. Denton
Captain: Garland (Gus) Morrow

Memphis YMCA	L	13	37
Birmingham A.C.	L	17	23
Birmingham A.C.	L	19	27
MTSU*	W	14	9
Michigan*	L	7	21
S.W. Presbyterian*	W	40	27
Marquette*	L	6	29
Chattanooga YMCA*	W	27	20
Memphis YMCA*	L	12	26
Auburn*	L	7	27
Georgia*	L	17	33
Macon YMCA*	L	21	30
Mercer*	L	13	21
Tulane*	W	32	13
Nashville YMCA*	W	17	12
Mercer	W	20	9
Centre	L	13	44
Kentucky	L	18	33
Louisville YMCA	W	16	11
Chicago YMCA*	L	9	13
Nashville YMCA*	W	11	9

1921-22 — WON 8, LOST 8

Head Coach: Wallace Wade
Captain: Jule Thomas

S.W. Presbyterian*	W	36	24
Camp Benning	L	15	29
Jonesboro YMCA	W	23	13
Chattanooga	W	20	13
Kentucky	W	22	12
Mercer	W	18	17
Mississippi A&M*	W	22	18
Nashville YMCA*	L	23	28
Nashville YMHA*	L	14	15
Chattanooga	L	24	29
Tennessee	L	5	20
Nashville YMCA*	L	13	14
Tennessee	L	15	16

The Citadel (SC)	W	37	22
Georgia (SC)	L	26	27
Nashville YMHA*	W	28	22

(SC) Southern Conference Tournament

1922-23 — WON 16, LOST 8

Head Coach: Wallace Wade
Captain: Oliver (Doc) Kuhn

Wabash	L	21	32
Cincinnati	L	22	41
Wittenburg	L	14	28
Ohio State	L	20	27
U. of Chicago*	W	17	11
Clarksville	W	46	23
Jonesboro YMCA	W	19	7
Memphis YMCA	L	14	15
Nashville YMHA*	W	25	21
Chattanooga	W	28	27
Milligan	W	41	20
Bemis YMCA	W	43	16
Mississippi A&M*	W	34	27
Nashville YMCA	W	23	19
Hendrix	W	26	14
Georgia*	W	25	16
Mercer	L	29	32
Mercer	W	37	35
Nashville YMHA	W	22	15
Nashville YMCA*	L	30	34
Tennessee	W	28	25
LSU (SC)	W	36	10
Virginia Tech (SC)	L	23	26
Nashville YMCA	W	36	24

(SC) Southern Conference Tournament

1923-24 — WON 7, LOST 15

Head Coach: Josh Cody
Captain: Alvin (Pep) Bell

Kansas City A. C.	L	4	23
Louisville YMCA	W	31	25
Pittsburg (Kansas)	L	32	33
Crescent A. C.	L	14	42
CCNY	L	19	25
Buffalo All-Stars	L	23	46
Kentucky	L	13	23
Calumet	L	25	28
St. Thomas A. C.	W	17	12
Mississippi A&M	W	24	23
Nashville YMCA	L	19	25
Atlanta A. C.	L	21	36
Mercer	W	23	11
YMHA Peps	W	17	13
Alabama [OT]	L	25	26
Nashville YMCA	L	17	26
Nashville YMHA	L	37	44
Chattanooga	W	34	22
Tennessee	L	23	36
Nashville YMHA	L	22	30
Clemson (SC)	W	42	14
North Carolina (SC)	L	20	37

(SC) Southern Conference Tournament

1924-25 — WON 12, LOST 13

Head Coach: Josh Cody
Captain: Gil Reese

MTSU	L	28	31
Memphis YMCA	L	21	23
Drury College	W	33	21

Kansas City A. C.	L	23	28
Butler	L	17	37
Franklin (Ind.)	L	23	49
DePauw	L	21	28
Wabash	L	14	15
Owensboro YMCA	W	37	19
Mississippi	W	19	18
Nashville YMCA	W	21	20
Memphis YMCA	W	33	19
Birmingham A. C.	L	22	34
Georgia	W	41	34
Mercer	L	30	31
Georgia Tech	W	37	26
Butler	L	13	33
Tennessee	W	27	18
Mississippi A&M	L	20	29
Alabama	L	22	39
Tulane	L	25	32
Nashville YMHA	W	40	33
Nashville YMHA	W	25	18
Nashville YMCA	W	24	15
MTSU	W	30	29

1925-26 — WON 8, LOST 18

Head Coach: Josh Cody
Captain: John McCall

Evansville	L	22	39
Saint Louis	L	22	35
Memphis	L	20	37
Bemis YMCA	L	28	31
Nashville Burk	L	9	19
MTSU	W	51	19
Mercer	W	22	18
Marquette	L	16	19
Georgia Tech	W	27	24
Mississippi A&M	L	27	36
Mississippi	L	18	32
LSU	L	23	24
Tulane	L	20	21
Nashville YMHA	L	26	33
Alabama	L	19	23
Nashville YMCA*	W	21	12
Mississippi A&M*	W	21	20
Tennessee [OT]	L	32	38
MTSU	W	25	24
Nashville YMHA*	W	27	22
Nashville Burk	W	41	21
Cincinnati Guaranty	L	18	24
Western Kentucky	L	29	34
Kentucky	L	20	30
Nashville YMCA*	L	8	25
Nashville YMCA*	L	12	27

1926-27 — WON 20, LOST 4

SOUTHERN CONFERENCE CHAMPIONS

Head Coach: Josh Cody
Captain: Malcolm Moss

Evansville	L	22	37
Marquette	W	22	15
Loyola (Chicago)	L	7	31
Saint Louis	W	40	21
Western Kentucky	W	40	20
MTSU*	W	59	19
Kentucky	W	48	32
Western Kentucky*	L	25	26
Georgia Tech	L	29	36

Mercer	W	36	33
Sewanee*	W	53	18
Mississippi A&M	W	35	34
Nashville YMCA*	W	50	28
MTSU	W	52	20
Sewanee	W	31	18
Mississippi*	W	33	32
Nashville YMHA*	W	43	32
Auburn*	W	39	35
Evansville* [OT]	W	46	44
Tennessee*	W	35	25
Washington & Lee (SC)	W	44	32
Mississippi (SC)	W	32	20
South Carolina (SC)	W	31	25
Georgia (SC)	W	46	44

(SC) Southern Conference Tournament

1927-28 — WON 5, LOST 7

Head Coach: Johnny (Red) Floyd
Captain: Frank Bridges

Cumberland	W	41	30
Mercer	L	31	38
Kentucky	L	23	43
MTSU	W	35	29
Mississippi A&M	L	38	44
Sewanee	W	33	26
Auburn	L	28	62
Penn Dixies	L	24	34
Kentucky	L	29	54
Georgia Tech	L	31	41
Carson-Newman	W	66	40
Tennessee	W	28	26

1928-29 — WON 4, LOST 13

Head Coach: Johnny (Red) Floyd
Captain: Bertram (Triney) Chalfant

Alumni	L	31	48
Cumberland	W	50	33
Sewanee	W	45	31
Nashville YMHA	L	36	39
Georgia Tech	L	28	40
Nashville Burk	L	41	46
Memphis YMCA	L	30	36
Sewanee	W	29	23
Georgia Tech	L	15	40
Nashville YMCA	L	19	45
Mercer	L	40	60
Nashville YMCA	L	29	36
Nashville YMHA	L	31	36
Mississippi State	L	32	47
Mississippi [OT]	L	46	48
Tennessee	L	22	26
MTSU	W	42	41

1929-30 — WON 6, LOST 16

Head Coach: Garland Morrow
Captain: Donald Cram

Louisville	L	22	24
Butler	L	14	39
Loyola (Chicago)	L	16	33
Purdue	L	22	43
Saint Louis	L	16	46
MTSU	L	31	45
Cumberland	W	39	12
Western Kentucky	W	32	18



ANNUAL RECORDS

Clemson [20T]	L	42	48
Sewanee	L	15	36
Alabama	L	18	36
Auburn	W	29	27
Clemson	L	27	32
Georgia Tech	L	25	46
Georgia Tech	L	37	41
Tennessee	L	21	23
Tennessee Tech	L	37	42
Nashville YMCA	W	44	20
Sewanee	L	35	40
MTSU	W	34	33
Tennessee [OT]	L	33	38
Nashville YMCA	W	49	43

1930-31—WON 16, LOST 8

Head Coach: Garland Morrow
Captain: Shelby Coffey

Albany YMCA	W	39	22
Atwater Kent	W	40	21
Hubbard Hardware	W	41	32
Chattanooga YMCA	W	31	24
MTSU	W	42	20
Murray	W	48	29
Cumberland	W	50	26
Georgia Tech	L	35	44
Florida	W	42	25
Florida	W	43	35
Kentucky	L	37	42
Sewanee	W	35	17
Tennessee	W	41	40
Auburn	W	36	26
Sewanee	W	52	32
Louisville	W	32	23
Georgia Tech	W	45	32
Duke [OT]	L	44	48
Alabama	L	29	36
Auburn	L	25	42
Chattanooga YMCA	W	48	23
Kentucky	L	23	43
Tennessee	L	34	37
North Carolina [OT]	L	21	23

1931-32—WON 8, LOST 11

Head Coach: Josh Cody
Captain: William R. Schwartz

Ohio State	W	28	27
Wittenburg	L	24	39
Miami (Ohio)	W	28	22
MTSU	W	38	32
Auburn*	L	23	36
Chattanooga	L	26	28
Georgia Tech	L	27	45
Florida	W	36	32
Florida	L	33	43
Sewanee	W	30	22
Tennessee	L	25	27
Auburn	L	23	38
Kentucky	W	37	61
Alabama	W	39	32
Sewanee*	W	32	21
MTSU	L	35	40
Tennessee	L	22	27
Kentucky	W	32	31
Duke	L	32	41

1932-33 — WON 14, LOST 8 (11-5 in SEC/3rd)

Head Coach: Josh Cody
Captain: Tom Henderson

Ohio State	L	26	45
Clemson	W	39	22
South Carolina [20T]	W	31	29
Tennessee* [OT]	W	37	32
Tulane*	W	35	21
Tulane*	W	39	22
Georgia Tech*	W	38	27
Auburn*	W	25	24
LSU*	W	54	34
LSU*	W	52	26
Sewanee*	W	25	19
Kentucky*	L	29	40
Alabama*	L	22	37
Wichita Henrys*	L	38	40
Auburn	W	21	20
Florida	W	42	41
Florida	L	27	43
Sewanee	W	41	25
Tennessee	L	27	35
Kentucky	L	28	45
Tulane (S)	W	28	25
Mississippi State (S)	L	36	48

(S) SEC Tournament, Atlanta

1933-34 — WON 11, LOST 6 (8-5 in SEC/5th)

Head Coach: Josh Cody
Captain: Harold Huggins

Auburn*	W	31	22
Georgia Tech*	W	24	22
Clemson*	W	27	25
Tulane L	15	19	
Tulane W	23	21	
Cumberland*	W	34	21
Tennessee*	W	31	26
Sewanee	W	60	28
Auburn	W	48	33
Kentucky*	L	26	48
Alabama*	L	32	38
Georgia Tech	W	38	30
Sewanee*	W	40	27
Tennessee	L	34	45
Kentucky	L	27	47
Georgia (S)	W	46	29
Florida (S)	L	23	24

(S) SEC Tournament at Atlanta

1934-35 — WON 9, LOST 11 (9-6 in SEC/4th)

Head Coach: Josh Cody
Captain: Jim Scoggins

Cincinnati	L	20	47
Clemson	L	22	32
Cincinnati	L	20	46
Auburn*	W	37	27
Auburn*	W	41	24
Tulane*	W	50	34
Sewanee	W	47	20
Georgia Tech [OT]	W	33	32
Alabama	W	34	33
Kentucky*	L	22	58
Indiana [OT]	L	30	39
Georgia Tech*	W	53	25
Sewanee*	W	62	32

Tennessee*	L	29	39
Auburn	W	37	25
LSU	L	41	56
LSU	L	31	40
Creighton*	L	28	53
Tennessee [OT]	L	37	39
Kentucky	L	19	53

1935-36 — WON 9, LOST 14 (9-4 in SEC/2nd)

Head Coach: Josh Cody
Captain: Willie Geny

Miami (Ohio)*	L	23	34
Indiana	L	18	56
Xavier	L	37	39
Pittsburgh	L	32	57
Evansville	L	20	33
Loyola (Chicago)	L	22	25
Iowa State*	L	28	38
Creighton	L	34	40
Creighton	L	30	46
Auburn*	W	47	27
Sewanee*	W	45	27
Tulane*	W	44	31
Georgia Tech*	W	43	22
Sewanee	W	40	16
Auburn	W	37	32
Kentucky*	W	33	24
Alabama*	L	30	32
Georgia Tech	W	42	40
Alabama	L	28	33
Tennessee*	W	33	30
Tennessee	L	33	34
Kentucky	L	41	61
Georgia Tech (S)	L	37	42

(S) SEC Tournament, Atlanta

1936-37 — WON 6, LOST 10 (3-7 in SEC/11th)

Head Coach: Jim Buford
Captain: Ken Overly

MTSU	W	39	30
MTSU*	W	39	12
Sewanee	W	46	26
Chattanooga*	W	34	28
Georgia Tech	L	27	39
Alabama	W	23	19
Western Kentucky	L	27	40
Kentucky*	L	26	41
Western Kentucky*	L	15	35
Tennessee*	L	30	50
Alabama*	L	19	29
Georgia Tech*	L	30	40
Tennessee	L	28	34
Chattanooga [OT]	L	29	30
Kentucky	L	19	51
Sewanee*	W	43	38

Not invited to SEC Tournament

1937-38 — WON 9, LOST 12 (4-8 in SEC/10th)

Head Coach: Jim Buford
Captain: Ed Hunter

Mississippi (M)	L	30	68
Austin Peay State*	W	43	42
Western Kentucky*	L	25	39
Tennessee Tech*	W	34	31

Austin Peay State	W	49	31
Georgia Tech	L	25	59
Sewanee*	L	28	32
Tennessee Tech	L	16	21
Alabama	W	39	36
Western Kentucky	L	18	38
Tennessee*	L	30	37
Kentucky*	L	19	42
Alabama*	W	46	26
Georgia Tech*	L	35	40
Florida*	W	59	24
Chattanooga	W	44	30
Tennessee	L	26	38
Kentucky	L	24	48
Sewanee	W	41	35
Alabama (S)	W	50	26
Georgia Tech (S)	L	18	50

(M) Played at Memphis
(S) SEC Tournament, Baton Rouge, La.

1938-39 — WON 14, LOST 7 (7-5 in SEC/6th)

Head Coach: Jim Buford
Captain: Ed Hunter

Austin Peay State*	W	42	35
Cumberland*	W	37	30
Lipscomb*	W	42	31
Cumberland*	W	48	36
Georgia Tech	L	24	30
Lipscomb	L	33	40
Sewanee	W	37	30
Tennessee	L	31	33
Kentucky*	L	37	51
Alabama*	W	36	34
Western Kentucky	L	31	51
Georgia Tech*	W	49	42
Sewanee*	W	70	42
Auburn*	W	49	42
Western Kentucky*	W	53	49
Tennessee*	W	56	38
Chattanooga	W	61	24
Kentucky	L	27	52
Mississippi State (S)	W	73	40
Alabama (S)	W	41	33
Tennessee (S)	L	36	39

(S)—SEC Tournament, Knoxville

1939-40 — WON 10, LOST 12 (5-7 in SEC/10th)

Head Coach: Jim Buford
Captain: Ross Hanna

Austin Peay State*	L	28	40
Murray*	W	46	37
Cumberland*	W	51	39
Lipscomb*	L	44	50
Auburn*	W	51	45
Georgia Tech	L	43	49
Tennessee	L	23	29
Alabama	L	31	43
Auburn	W	50	46
Tennessee*	L	31	34
Kentucky*	W	40	32
Cumberland	W	56	49
Alabama*	L	29	32
Georgia Tech	L	39	57
Sewanee*	W	52	39
Lipscomb	L	41	44
Western Kentucky*	L	25	36
Tennessee Tech*	W	37	35



ANNUAL RECORDS

Sewanee	W	31	28
Kentucky	L	38	43
Mississippi State (S)	W	46	36
Kentucky (S)	L	34	44

(S) SEC Tournament, Knoxville

1940-41 — WON 8, LOST 9 (3-9 in SEC/11th)

Head Coach: Jim Buford
Captain: "Pinky" Lipscomb

J14 Sewanee	W	42	28
J17 Georgia	W	50	44
J18 Georgia Tech	L	48	55
J20 Sewanee*	W	46	24
J24 Alabama	L	24	48
J25 Auburn	L	44	45
J28 Alabama*	L	28	40
F1 Kentucky*	L	50	51
F3 Lipscomb*	W	57	42
F7 Mississippi*	W	80	47
F13 Auburn*	W	47	39
F15 Georgia Tech*	W	54	41
F17 Tennessee*	L	36	37
F22 Tennessee	L	25	46
F24 Kentucky	L	31	58
F27 LSU (S)	W	63	49
F28 Florida (S)	L	41	47

(S) SEC Tournament, Louisville, Ky.

1941-42—WON 7, LOST 9 (3-8 in SEC/10th)

Head Coach: Norm Cooper
Captain: Harrison Rue

Sewanee*	W	50	34
Auburn	L	33	35
Georgia Tech	W	39	32
Sewanee	W	50	20
Alabama	L	19	33
Auburn*	L	45	50
Alabama* [OT]	L	33	37
Georgia*	W	58	38
Mississippi State	W	41	38
Mississippi	L	31	38
Lipscomb*	W	59	29
Camp Forest*	W	39	34
Georgia Tech*	L	27	35
Tennessee*	L	33	34
Tennessee	L	26	39
Auburn (S)	L	34	36

(S) SEC Tournament, Louisville, Ky.

1942-43 — WON 10, LOST 8 (9-7 in SEC/6th)

Head Coach: Norm Cooper
Captain: Julian Olsen

Auburn*	W	54	39
Georgia	W	39	35
Georgia Tech	L	29	43
Alabama	L	26	29
Alabama*	W	31	27
Auburn	W	48	43
Kentucky	L	38	39
Mississippi State	L	40	45
Mississippi	L	44	49
Kentucky*	L	43	54
Mississippi*	W	55	30
Mississippi State*	W	45	35

Georgia Tech*	W	52	28
Tennessee*	W	30	27
Lipscomb	W	41	28
Tennessee	L	22	44
Georgia*	W	66	31
Tennessee (S)	L	31	41

(S) SEC Tournament, Louisville

1943-44 — WON 12, LOST 3 (No formal SEC schedule)

Head Coach: Smokey Harper

Thayer Hospital*	W	42	22
Vandy ASTP*	W	48	38
Lipscomb*	W	50	45
Convair	L	60	68
20th Ferrying Cm.	W	40	26
Convair	W	41	39
20th Armored*	W	49	32
Tennessee Tech*	W	59	42
20th Armored	W	49	32
Tennessee Tech	W	56	32
Lipscomb	W	40	35
508th Air Base	W	42	38
Navy A.A.C.*	L	17	47
Navy A.A.C.	W	37	31
Georgia Tech (S)	L	51	63

(S) SEC Tournament, Louisville, Ky.

1944-45 — WON 6, LOST 6 (No formal SEC schedule)

Head Coach: Gus Morrow
Captain: Dave Scobey

Tennessee Tech	L	44	50
Lipscomb	W	65	35
Tennessee Tech	L	40	54
Smyrna Bombers	L	38	75
Sewanee*	W	51	46
Thayer Hospital	L	38	44
Southwestern	W	59	40
Smyrna Bombers*	L	53	74
Lipscomb	W	60	34
Sewanee	L	38	51
Thayer Hospital*	W	50	38
Southwestern*	W	66	48

1945-46 — WON 3, LOST 10 (2-5 in SEC/9th)

Head Coach: Gus Morrow
Captain: Jay Ball

J5 Louisville	L	27	60
J14 Georgia*	W	44	41
J18 Southwestern	W	38	20
J19 Mississippi	W	39	31
J21 Western Kentucky*	L	32	45
J23 Western Kentucky	L	29	42
J26 Georgia	L	39	51
F4 Kentucky*	L	37	59
F9 Kentucky (P)	L	31	64
F16 Murray	L	34	53
F18 Tennessee*	L	33	55
F23 Tennessee	L	32	42
Tennessee (S)	L	32	46

(P) Played at Paducah, Ky.
(S) SEC Tournament, Louisville, Ky.

1946-47 — WON 7, LOST 8 (4-7 in SEC/8th)

Head Coach: Norm Cooper
Captain: Tommy Owen

D14 Sewanee*	W	51	30
D20 Sewanee	W	60	37
J11 Alabama*	L	36	49
J13 Kentucky*	L	30	80
J18 Southwestern*	W	64	39
J24 Auburn	W	38	37
J25 Alabama	L	33	38
J29 LSU (M)	L	52	62
F1 Auburn*	W	59	58
F3 Mississippi State*	W	64	44
F8 Mississippi*	W	55	40
F17 Tennessee*	L	47	54
F21 Kentucky	L	41	84
F22 Tennessee	L	21	56
F27 Kentucky (S)	L	29	98

(M) Played at Memphis
(S) SEC Tournament, Louisville, Ky.

1947-48 — WON 8, LOST 14 (4-11 in SEC/12th)

Head Coach: Bob Polk
Captain: Mike Craig

D2 Lipscomb*	W	57	43
D5 Mississippi State	L	46	51
D6 Mississippi	L	42	53
D18 Mississippi*	W	71	49
D20 Xavier	L	42	79
J2 Tulane (at Memphis)	L	56	64
J3 Southwestern	W	64	40
J10 Mississippi State*	W	51	48
J16 Tulane	L	44	63
J17 LSU	L	54	56
J20 Xavier*	L	42	62
J23 Auburn	L	41	46
J24 Alabama	L	31	60
F2 Auburn*	W	55	47
F6 Lipscomb	W	57	37
F9 Kentucky*	L	51	82
F14 Alabama*	W	58	32
F16 Tennessee*	L	48	63
F20 Kentucky	L	43	79
F21 Tennessee	L	53	72
F28 Southwestern*	W	61	47
M5 Tulane (S)	L	53	67

(S) SEC Tournament, Louisville, Ky.

1948-49—WON 14, LOST 8 (9-5 in SEC/4th)

Head Coach: Bob Polk
Captain: Mike Craig

D4 Lipscomb	W	65	41
D6 Chattanooga	W	66	51
D10 Cumberland	W	77	32
D20 Lipscomb*	W	57	37
D29 Drake (C)	L	46	47
D30 Dartmouth (C)	L	52	64
J3 Washington (Mo.)	W	47	43
J10 Tennessee*	L	51	53
J15 Mississippi	W	62	49
J17 Mississippi State	W	35	29
J22 Auburn	L	46	48
J24 Alabama	W	36	31
J29 Tennessee	L	64	67
J31 Kentucky*	L	50	72

F5 Auburn*	W	52	42
F7 Mississippi*	W	64	52
F12 Alabama*	W	68	42
F14 Mississippi State*	W	90	45
F19 LSU*	W	61	51
F21 Tulane*	W	56	54
F26 Kentucky	L	37	70
M4 LSU (S)	L	56	60

(C) Corn Bowl Tournament, Des Moines, Iowa
(S) SEC Tournament, Louisville, Ky.

1949-50 — WON 17, LOST 8 (11-3 in SEC/2nd)

Head Coach: Bob Polk
Captain: Billy Joe Adcock

N28 Lipscomb	W	62	39
D1 New York Univ. [OT]	W	65	59
D3 Temple	L	35	55
D6 Chattanooga*	W	75	40
D10 Lipscomb*	W	66	42
D12 Temple (O)	W	49	45
D27 Oklahoma A&M (A)	L	61	62
D28 Baylor (A)	L	53	61
D29 Alabama (A)	W	53	44
J2 Washington (Mo.)*	L	53	55
J7 Tennessee	W	67	52
J14 Mississippi State	W	62	50
J16 Mississippi	W	44	37
J21 Auburn	W	58	47
J23 Alabama	L	44	47
J28 Tennessee*	W	50	44
J30 Kentucky*	L	54	58
F4 Florida*	W	54	34
F6 Auburn*	W	63	51
F11 Alabama*	W	47	38
F13 Mississippi State*	W	85	50
F16 Mississippi*	W	80	47
F20 MTSU*	W	74	39
F25 Kentucky	L	66	70
M3 Tennessee (S)	L	44	50

(O) Played at Owensboro, Ky.
(A) All-College Tournament, Oklahoma City, Okla.
(S) SEC Tournament, Louisville, Ky.

1950-51—WON 19, LOST 8 (10-4 in SEC/T2nd)

Head Coach: Bob Polk
Captain: George Kelley

D4 MTSU*	W	58	45
D9 Lipscomb* [OT]	W	71	69
D18 Florida*	W	81	64
D21 Holy Cross	L	62	64
D23 New York Univ.	L	56	87
D27 Texas (A)	L	49	55
D28 Baylor (A)	W	54	53
D29 Tulsa (A)	W	56	49
J2 Lipscomb	L	57	59
J6 Auburn*	W	61	51
J8 Alabama*	W	49	35
J13 Mississippi	W	70	63
J15 Mississippi State	W	63	60
J20 LSU	W	69	61
J23 Tennessee*	W	58	57
J27 Kentucky*	L	49	74
F5 Tennessee	L	59	61
F10 Georgia Tech*	W	65	47
F13 Sewanee*	W	63	44
F15 Tulane	L	55	90
F17 Georgia Tech	W	69	67



ANNUAL RECORDS

(S) SEC Tournament, Atlanta, Ga.
(I) NIT

2005-06 — WON 17, LOST 13 (7-9 in SEC East/4th)

Head Coach: Kevin Stallings
Captains: Dan Cage,
Julian Terrell

N16 Jacksonville State*	W	67	46
N20 Furman*	W	81	60
N22 UNC Greensboro*	W	85	53
N26 Georgetown	W	68	61
N30 Oregon*	W	76	75
D10 Cincinnati*	L	83	92
D17 Alabama A&M*	W	74	58
D20 New Orleans*	W	78	72
D22 IUPUI*	W	53	45
D30 Dayton	W	63	60
J3 Georgia Tech	L	67	76
J7 Auburn*	W	74	50
J10 Kentucky	W	57	52
J14 Arkansas	L	66	78
J18 South Carolina*[OT]	L	64	66
J21 Mississippi State*	W	80	52
J28 Florida	L	58	81
F1 Tennessee	L	62	69
F4 Georgia*	L	73	74
F8 Alabama [OT]	L	74	77
F11 Kentucky*	W	84	81
F15 Florida*	L	68	73
F18 Georgia	W	72	55
F22 LSU*	L	66	77
F25 South Carolina	W	57	56
M1 Ole Miss	W	77	62
M4 Tennessee*	L	59	68
M9 Auburn (S)	W	76	71
M10 LSU (S)	L	73	92
M15 Notre Dame (I)	L	69	79

S) SEC Tournament, Nashville, Tenn.
(I) NIT

2006-07 — WON 22, LOST 12 (10-6 in SEC East/2nd)

Head Coach: Kevin Stallings
Captains: Derrick Byars,
Dan Cage, Ted Skuchas

N15 Georgetown*	L	70	86
N21 Wake Forest	L	78	88
N25 Elon*	W	81	70
N28 Furman*	L	62	70
D2 Toledo* [OT]	W	98	93
D5 ETSU*	W	104	62
D7 Lipscomb*	W	59	50
D9 Ga. Tech*	W	73	64
D16 Nicholls St.*	W	76	40
D19 UPR-Mayaguez%	W	102	59
D20 Tennessee Tech%	W	75	62
D21 App. St.% [OT]	L	79	87
D29 Alabama A&M*	W	86	47
J2 Rice	W	74	69
J6 Auburn	L	65	68
J10 Tennessee*	W	82	81
J13 Georgia	L	73	85
J17 Alabama*	W	94	73
J20 Kentucky	W	72	67
J24 LSU	W	64	53
J27 Ole Miss*	W	85	80
J31 Florida	L	64	74
F3 Georgia*	W	66	61

F10 Tennessee	L	57	84
F14 South Carolina*	W	78	68
F17 Florida*	W	83	70
F21 Mississippi State	L	70	83
F25 Kentucky*	W	67	65
F28 South Carolina [OT]	W	99	90
M3 Arkansas*	L	67	82
M9 Arkansas (S)	L	71	72
M15 G. Washington (N1)	W	77	44
M17 Wash. St. (N1) [2OT]	W	78	74
M23 Georgetown (N2)	L	65	66

(%) San Juan Shootout, San Juan, P.R.
(S) SEC Tournament, Atlanta, Ga.
(N1) NCAA Tournament; Sacramento, Calif.
(N2) NCAA Tournament; East Rutherford, N.J.

2007-08 — WON 26, LOST 8 (10-6 in SEC East/3rd)

Head Coach: Kevin Stallings
Captains: Shan Foster, Alex
Gordon, Ross Neltner

N10 Austin Peay**	W	81	67
N13 Toledo	W	77	70
N20 Valparaiso**	W	87	78
N23 Utah State^	W	77	56
N24 Bradley^	W	95	86
N29 South Alabama* [2OT]	W	91	88
D1 Georgia Tech*	W	92	79
D5 Wake Forest*	W	83	80
D8 Lipscomb*	W	90	67
D12 DePaul [OT]	W	91	85
D22 Tennessee State*	W	83	74
D29 UT Martin*	W	92	85
D31 Iona*	W	97	73
J3 Rice*	W	76	58
J5 Massachusetts*	W	97	88
J9 South Carolina*	W	80	73
J12 Kentucky [2OT]	L	73	79
J17 Tennessee	L	60	80
J19 LSU	W	92	76
J27 Florida	L	64	86
J30 Ole Miss	L	58	74
F2 Auburn*	W	78	71
F6 Georgia	W	67	59
F9 South Carolina	W	66	65
F12 Kentucky*	W	93	52
F16 Florida*	W	61	58
F23 Georgia*	W	86	74
F26 Tennessee*	W	72	69
M1 Arkansas	L	73	78
M5 Mississippi State* [OT]	W	86	85
M8 Alabama [OT]	L	73	78
M13 Auburn {S}	W	93	82
M14 Arkansas {S}	L	65	81
M21 Siena {N1}	L	62	83

(+) South Padre Invitational, Nashville, Tenn.
(^*) South Padre Invitational, South Padre Island, Texas
(S) SEC Tournament, Atlanta, Ga.
(N1) NCAA Tournament; Tampa, Fla.

2008-09 — WON 19, LOST 12 (8-8 in SEC East/5th)

Head Coach: Kevin Stallings
Captains: George Drake,
Jermaine Beal

N16 Morehead State**	W	74	48
N20 Illinois*	L	63	69
N24 MTSU*	W	65	57
N26 Central Arkansas**	W	83	62
N29 Drake^	W	72	57
N30 VCU^	W	71	66
D3 UIC*	L	55	74
D6 Georgia Tech	L	51	63
D10 Alabama A&M*	W	78	55
D16 South Florida\$	W	71	52
D20 Tennessee Tech*	W	83	63
D22 Furman*	W	68	49
D31 Saint Francis*	W	84	55
J3 Massachusetts	W	78	48
J10 Kentucky	L	60	70
J14 Georgia*	W	50	40
J17 Mississippi State	L	66	73
J20 Tennessee*	L	63	76
J25 Florida*	L	69	94
J28 South Carolina	L	76	86
J31 Auburn	W	82	75
F5 Alabama*	W	79	74
F7 Ole Miss*	W	71	61
F14 Tennessee	L	50	69
F17 Kentucky*	W	77	64
F21 Florida	L	68	82
F25 Georgia	L	57	61
F28 South Carolina*	W	96	83
M4 LSU	W	75	67
M8 Arkansas*	W	75	58
M12 Alabama (S)	L	75	82

(#) Cancun Challenge, Nashville, Tenn.
(^*) Cancun Challenge, Cancun, Mexico
(\$) SEC/Big East Invitational, Nashville, Tenn.
(S) SEC Tournament, Atlanta, Ga.

2009-10 — WON 24, LOST 9 (12-4 in SEC East/2nd)

Head Coach: Kevin Stallings
Captains: Jermaine Beal,
A.J. Ogilvy

N16 Lipscomb*	W	95	73
N20 Saint Mary's	W	72	70
N23 Cincinnati#	L	58	67
N24 Chaminade#	W	68	41
N25 Arizona#	W	84	72
D2 Missouri*	W	89	83
D5 DePaul*	W	67	54
D8 Illinois	L	68	79
D11 Western Kentucky^	L	69	76
D19 Tennessee State*	W	84	71
D21 Mercer*	W	99	59
D30 Manhattan*	W	86	48
J2 Southern Miss*	W	82	46
J4 MTSU*	W	73	53
J9 Florida*	W	95	87
J13 Alabama	W	65	64
J16 South Carolina	W	89	79
J23 Auburn*	W	82	74
J27 Tennessee	W	85	76

J30 Kentucky	L	72	85
F3 Mississippi State*	W	75	72
F6 Georgia	L	58	72
F9 Tennessee*	W	90	71
F13 LSU*	W	77	69
F18 Ole Miss	W	82	78
F20 Kentucky	L	56	58
F25 Georgia* (OT)	W	96	94
F27 Arkansas	W	89	72
M2 Florida	W	64	60
M6 South Carolina*	L	73	77
M12 Georgia (S)	W	78	66
M13 Mississippi State (S)	L	52	62
M18 Murray State (N1)	L	65	66

(#) 2009 EA Sports Maui Invitational, Lahaina, Hawaii
(^*) Sun Belt Challenge, Nashville, Tenn.
(S) SEC Tournament, Nashville, Tenn.
(N1) NCAA Tournament, San Jose, Calif.

2010-11 — WON 23, LOST 11 (9-7 in SEC East/3rd)

Head Coach: Kevin Stallings
Captains: Jeffery Taylor,
Brad Tinsley

N12 Presbyterian*	W	88	47
N18 Nebraska#	W	59	49
N19 West Virginia#	L	71	74
N21 North Carolina#	W	72	65
N24 Grambling State*	W	92	59
N27 Appalachian State*	W	86	73
D1 Western Kentucky*	W	82	62
D4 Belmont*	W	85	76
D8 Missouri (OT)	L	82	85
D18 S.E. Louisiana*	W	85	52
D21 MTSU	W	72	53
D29 Marquette*	W	77	76
J2 Davidson*	W	80	52
J8 South Carolina (OT)	L	75	83
J12 Georgia*	W	73	66
J15 Tennessee	L	64	67
J19 Ole Miss*	W	84	74
J22 Saint Mary's*	W	89	70
J27 Mississippi State	W	81	74
J29 Arkansas*	L	78	89
F1 Florida (OT)	L	61	65
F5 South Carolina*	W	78	60
F10 Alabama*	W	81	77
F12 Kentucky*	W	81	77
F16 Georgia	W	64	56
F19 Auburn	W	77	60
F22 Tennessee*	L	51	60
F26 LSU	W	90	69
M1 Kentucky	L	66	68
M5 Florida*	L	76	86
M10 LSU (S)	W	62	50
M11 Mississippi State (S)	W	87	81
M12 Florida (S)	L	66	77
M17 Richmond (N1)	L	66	69

(#) 2010 Honda Puerto Rico Tip-Off, San Juan, Puerto Rico



ANNUAL RECORDS

(S) SEC Tournament, Atlanta, Ga.
(N1) NCAA Tournament, Denver, Colo.

2011-12 — WON 25, LOST 11 (10-6 in SEC/3rd) SEC CHAMPIONS

Head Coach: Kevin Stallings
Captains: Festus Ezeli,
John Jenkins

N11 Oregon*	W	78	64
N13 Cleveland St.*^	L	58	71
N15 Bucknell*^	W	80	68
N19 N.C. State#	W	86	79
N21 Oregon State#	W	64	62
N25 Monmouth*	W	95	73
N28 Xavier* (OT)	L	70	82
D2 Louisville (OT)	L	60	62
D7 Davidson	W	87	83
D17 Indiana State*	L	55	61
D19 Longwood*	W	99	71
D21 Lafayette*	W	89	58
D29 Marquette	W	74	57
J2 Miami (Ohio)*	W	69	62
J7 Auburn*	W	65	35
J10 South Carolina	W	67	57
J14 Georgia*	W	77	66
J19 Alabama	W	69	59
J21 Mississippi St.* (OT)	L	77	78
J24 Tennessee*	W	65	47
J28 MTSU*	W	84	77
J31 Arkansas	L	74	82
F4 Florida	L	65	73
F8 LSU*	W	76	61
F11 Kentucky*	L	63	69
F16 Ole Miss	W	102	76
F19 Georgia	W	61	52
F22 South Carolina*	W	59	48
F25 Kentucky	L	74	83
F28 Florida*	W	77	67
M3 Tennessee	L	61	68
M9 Georgia (S)	W	63	41
M10 Ole Miss (S)	W	65	53
M11 Kentucky (S)	W	71	64
M15 Harvard (N1)	W	79	70
M16 Wisconsin (N1)	L	57	60

(^) 2011 TicketCity Legends Classic, Nashville, Tenn.
(#) 2011 TicketCity Legends Classic, East Rutherford, N.J.
(S) SEC Tournament, New Orleans, La.
(N1) NCAA Tournament, Albuquerque, N.M.

2012-13 — WON 16, LOST 17 (8-10 in SEC/10th)

Head Coach: Kevin Stallings
Captains: Rod Odom, Kyle Fuller

N10 Nicholls St.*	W	80	65
N16 Oregon	L	48	74
N22 Davidson^	L	62	75
N23 Marist^	L	33	50
N25 UTEP^	W	73	49
D1 Villanova#*	L	52	62

D6 Xavier (OT)	W	66	64
D15 Alabama A&M*	W	71	46
D17 Cornell*	W	66	55
D21 MTSU	L	52	56
D29 Butler*	L	49	68
J2 William & Mary*	W	64	50
J10 Kentucky*	L	58	60
J12 Arkansas	L	33	56
J15 Ole Miss* (OT)	L	79	89
J19 South Carolina	W	58	51
J23 Auburn*	W	73	61
J26 Missouri	L	59	81
J29 Tennessee	L	57	58
F2 Alabama*	L	54	58
F6 LSU	L	56	57
F9 Arkansas*	W	67	49
F13 Tennessee*	L	46	58
F16 Texas A&M*	W	63	56
F20 Kentucky	L	70	74
F23 Mississippi St.	W	72	31
F27 Georgia*	W	63	62
M2 Auburn	W	62	55
M6 Florida	L	40	66
M9 South Carolina*	W	74	64
M14 Arkansas (S)	W	75	72
M15 Kentucky (S)	W	64	48
M16 Ole Miss (S)	L	52	64

(^) 2012 Old Spice Classic, Orlando, Fla.
(#) SEC/Big East Challenge
(S) SEC Tournament, Nashville, Tenn.

2013-14 — WON 15, LOST 16 (7-11 in SEC/11th)

Head Coach: Kevin Stallings
Captains: Rod Odom

N12 Georgia State*	W	86	80
N15 Lipscomb*	W	80	69
N19 Butler (OT)	L	77	85
N22 Providence^	L	60	67
N23 Morgan State^	W	75	66
N25 Loyola-Marymount^	W	77	68
D2 Texas#	L	64	70
D5 Marshall*	W	69	67
D17 Austin Peay*	W	58	56
D21 Georgia Tech*	W	76	63
D30 Saint Louis*	L	49	57
J4 Northeastern*	W	79	49
J7 Alabama	L	63	68
J11 Kentucky*	L	62	71
J16 Missouri*	W	78	75
J18 LSU	L	58	81
J22 Ole Miss*	L	52	63
J25 Texas A&M	W	66	55
J29 Georgia	W	59	54
F1 Mississippi St.*	W	55	49
F5 Tennessee*	W	64	60
F8 Arkansas*	L	75	77
F13 South Carolina	L	59	65
F15 Texas A&M* (OT)	W	57	54
F19 Missouri	L	64	67
F22 Auburn	W	67	59

F25 Florida*	L	54	57
M1 Tennessee	L	38	76
M6 LSU*	L	51	57
M8 Ole Miss	L	62	65
M12 Mississippi St. (S)	L	62	68

(^) 2013 ezybonds Paradise Jam, St. Thomas, U.S. Virgin Islands
(#) Big 12/SEC Challenge
(S) SEC Tournament, Atlanta, Ga.

2014-15 — WON 21, LOST 14 (9-9 in SEC/7th)

Head Coach: Kevin Stallings
Captains: James Siakam,
Josh Henderson

N16 Trevecca*	W	83	56
N20 Lipscomb*	W	72	62
N23 Tennessee State*+	W	78	46
N25 Norfolk State*+	W	63	53
N28 Rutgers#	L	65	68
N29 LaSalle#	W	68	55
D4 Baylor*!	L	63	66
D13 Purdue*	W	81	71
D16 Western Carolina*	W	99	79
D20 Georgia Tech	L	60	65
D22 Penn*	W	79	50
D31 Saint Louis	W	70	55
J3 Yale (20T)	W	79	74
J6 Auburn*	W	64	52
J10 Arkansas	L	70	82
J14 Georgia*	L	67	70
J17 Mississippi St.	L	54	57
J20 Kentucky	L	57	65
J24 LSU (OT)*	L	75	79
J27 Georgia	L	62	70
J31 Texas A&M	L	58	69
F3 Florida*	W	67	61
F7 South Carolina*	W	65	50
F11 Tennessee (OT)*	L	73	76
F14 Alabama	W	76	68
F18 Florida	L	47	50
F21 Missouri*	W	76	53
F26 Tennessee	W	73	65
F28 Alabama*	W	73	66
M4 Mississippi St.*	W	66	56
M7 Ole Miss	W	86	77
M12 Tennessee@	L	61	67
M18 Saint Mary's^	W	75	64
M20 South Dakota St.*%	W	92	77
M24 Stanford\$	L	75	78

(+) Barclays Center Classic, Nashville, Tenn.
(#) Barclays Center Classic, Brooklyn, N.Y.
(!) SEC/Big 12 Challenge
(@) SEC Tournament, Nashville, Tenn.
(^) NIT First Round, Moraga, Calif.
(%) NIT Second Round, Nashville, Tenn.
(\$) NIT Quarterfinals, Palo Alto, Calif.

2015-16 — WON 19, LOST 14 (11-7 in SEC/5th)

Head Coach: Kevin Stallings
Captains: Nolan Cressler, Luke Kornet, Riley LaChance

N13 Austin Peay*	W	80	41
N16 Gardner-Webb*	W	98	62
N19 Stony Brook* (OT)	W	79	72
N23 St. Johns#	W	92	55
N24 Wake Forest#	W	86	64
N25 Kansas#	L	63	70
D2 Detroit*	W	102	52
D6 Baylor	L	67	69
D9 Dayton*	L	67	72
D19 Wofford*	W	80	56
D22 Purdue	L	55	68
D30 Western Michigan*	W	86	61
J2 LSU*	L	82	90
J5 Arkansas	L	85	90
J9 South Carolina	L	65	69
J12 Auburn*	W	75	57
J16 Alabama*	W	71	63
J20 Tennessee	W	88	74
J23 Kentucky	L	57	76
J26 Florida*	W	60	59
J30 Texas!	L	58	72
F4 Texas A&M*	W	77	60
F6 Ole Miss	L	78	85
F10 Missouri*	W	86	71
F13 Auburn	W	86	57
F16 Mississippi St.	L	74	75
F20 Georgia*	W	80	67
F23 Florida	W	87	74
F27 Kentucky*	W	74	62
M1 Tennessee*	W	86	69
M5 Texas A&M	L	67	76
M10 Tennessee@	L	65	67
M15 Wichita State^	L	50	70

#Maui Jim Maui Invitational, Lahaina, Hawaii
!Big 12/SEC Challenge
@SEC Tournament, Nashville, Tenn.
^NCAA Tournament First Four, Dayton, Ohio

2016-17 — WON 19, LOST 16 (11-8 in SEC/7th)

Head Coach: Bryce Drew
Captains: Nolan Cressler, Luke Kornet, Riley LaChance

N11 Marquette\$	L	71	95
N15 Belmont*	W	80	66
N18 Norfolk State+	W	72	52
N21 Bucknell+	L	72	75
N24 Butler#	L	66	76
N25 Santa Clara#	W	76	66
N29 Tennessee State	W	83	59
D3 Minnesota%	L	52	56
D6 High Point*	W	90	63
D8 Middle Tennessee	L	48	71
D17 Chattanooga*	W	76	74



ANNUAL RECORDS

D21	Dayton	L	63	68	J27	TCU!	W	81	78
D29	LSU*	W	96	89	J30	Kentucky (OT)	L	81	83
J4	Auburn*	W	80	61	F3	Auburn	L	81	93
J7	Alabama	L	56	59	F7	Georgia*	W	81	66
J10	Kentucky*	L	81	87	F10	Arkansas	L	54	72
J14	Tennessee*	L	75	87	F14	Mississippi State*	W	81	80
J17	Georgia	L	68	76	F17	Florida*	W	71	68
J21	Florida	W	68	66	F20	LSU	L	78	88
J24	Arkansas*	L	70	71	F24	Texas A&M*	L	81	89
J28	Iowa State*!	W	84	78	F27	Missouri*	L	66	74
J31	Texas A&M	W	68	54	M3	Ole Miss	W	82	69
F4	Ole Miss*	L	74	81	M7	Georgia@	L	62	78
F7	Arkansas	W	72	59					
F11	Missouri	L	52	72					
F16	Texas A&M*	W	72	67					
F18	South Carolina*	W	71	62					
F22	Tennessee	W	67	56					
F25	Mississippi State*	W	77	48					
F28	Kentucky	L	67	73					
M4	Florida*	W	73	71					
M9	Texas A&M@	W	66	41					
M10	Florida@ (OT)	W	72	62					
M11	Arkansas@	L	62	76					
M16	Northwestern^	L	66	68					

\$ NIT Preseason TipOff, Brooklyn, N.Y.

! SEC/Big 12 Challenge

!Big 12/SEC Challenge

@SEC Tournament, St. Louis, Mo.

\$ Veterans Classic presented by
Northwestern Mutual, Annapolis, Md.
+ Continental Tire Las Vegas Invitational,
Nashville, Tenn.
Continental Tire Las Vegas Invitational,
Las Vegas, Nev.
% Sanford Pentagon, Sioux Falls, S.D.
! SEC/Big 12 Challenge
!Big 12/SEC Challenge
@SEC Tournament, Nashville, Tenn.
^NCAA Tournament First Round, Salt
Lake City, Utah

2017-18 — WON 12, LOST 20

(6-12 in SEC/13th)

Head Coach: Bryce Drew

Captains: Riley LaChance, Jeff
Roberson

N10	Austin Peay*	W	73	54
N13	Belmont	L	60	69
N17	UNC Asheville*	W	79	76
N19	USC* (OT)	L	89	93
N23	Virginia\$	L	42	68
N24	Seton Hall\$	L	59	72
N28	Radford*	W	74	62
D3	Kansas State*	L	79	84
D6	Middle Tennessee*	L	63	66
D17	Arizona State	L	64	76
D20	Houston Baptist*	W	81	48
D22	Alcorn State*	W	92	51
D30	Florida	L	74	81
J2	Alabama*	W	76	75
J6	South Carolina	L	60	71
J9	Tennessee*	L	84	92
J13	Kentucky*	L	67	74
J16	Mississippi State	L	62	80
J20	LSU*	W	77	71
J23	Tennessee	L	62	67



SERIES RESULTS

Vanderbilt's Series Record Vs. All Opponents

Opponent	W	L	Opponent	W	L	Opponent	W	L	Opponent	W	L
Air Force	2	0	Eastern Kentucky	3	0	Miami (Ohio)	4	1	South Carolina State	1	0
Alabama	69	68	Elon	1	0	Michigan	2	6	South Dakota State	1	0
Alabama A&M	6	0	Evansville	2	4	Michigan State	1	0	South Florida	2	1
Ala.-Birmingham	4	1	Florida	71	64	Middle Tennessee	29	7	SE Missouri State	1	0
Ala.-Huntsville	1	0	Florida A&M	1	0	Milligan	1	0	Southeastern La.	2	0
Alaska-Anchorage	2	0	Florida State	3	1	Minnesota	0	5	Southern Cal (USC)	1	5
Alcorn State	1	0	Fordham	0	1	Mississippi	76	45	Southern Illinois	1	1
American	1	0	Franklin (Ind.)	0	1	Mississippi State	79	49	Southern (Ky.)	1	0
Appalachian State	3	1	Furman	6	1	Miss. Valley State	1	0	Southern Methodist	14	6
Arizona	2	0	Gardner Webb	1	0	Missouri	6	6	Southern Mississippi	1	1
Arizona State	0	4	Georgetown	1	3	Monmouth	1	1	Southwestern	7	0
Arkansas	12	24	Georgetown (Ky.)	1	0	Morehead State	4	0	St. Bonaventure	1	0
Arkansas-Little Rock	1	0	George Washington	2	0	Morgan State	1	0	St. John's (N.Y.)	2	5
Arkansas State	3	0	Georgia	92	52	Murray State	3	2	St. Joseph's (Pa.)	1	0
Army	3	0	Georgia Southern	1	0	Navy	2	2	Stanford	0	3
Auburn	89	52	Georgia State	2	0	Nebraska	5	2	Stetson	1	0
Austin Peay	16	1	Georgia Tech	40	33	New Hampshire	1	0	Stony Brook	1	0
Baylor	8	3	Grambling State	1	0	New Mexico	3	0	SW Presbyterian	6	1
Belmont	5	1	Hampton	1	0	New Mexico State	3	0	Syracuse	1	1
Birmingham Southern	1	1	Hardin Simmons	1	0	New Orleans	3	0	Temple	1	2
Boise State	1	0	Harvard	2	0	New York University	1	1	Tennessee	75	120
Boston College	4	4	Hawaii	2	0	Nicholls State	3	0	Tenn.-Chattanooga	13	3
Bowling Green	2	0	Hendrix	1	0	Norfolk State	1	0	Tennessee-Martin	5	0
Bradley	3	0	High Point	1	0	North Alabama	2	0	Tennessee State	8	0
Brigham Young	1	0	Hofstra	1	0	North Carolina	4	6	Tennessee Tech	14	5
Bucknell	1	0	Holy Cross	2	1	North Carolina A&T	2	0	Texas	4	4
Butler	0	6	Houston	1	1	UNC-Asheville	4	0	Texas A&M	8	3
Cal.-L.A. (UCLA)	1	0	Houston Baptist	1	0	UNC-Charlotte	0	1	TCU	5	1
Cal.-St. Long Beach	1	0	Howard	2	1	UNC Greensboro	2	0	Texas-Pan American	1	0
Cal.-St. Northridge	1	0	Illinois	3	6	North Carolina State	3	1	Texas Tech	6	2
Cal.-St. Poly Pomona	3	0	Illinois Chicago	0	1	UNC-Wilmington	1	0	Texas Wesleyan	1	0
Cal.-St. Poly SLO	1	0	Illinois State	1	0	Northeastern	1	0	Toledo	4	0
Calumet	2	1	Indiana	3	6	Northwestern	4	2	Transylvania	1	0
Campbell	1	0	IUPUI	2	0	Notre Dame	4	5	Trevecca	1	0
Carson-Newman	1	0	Indiana State	1	2	Ohio	1	0	Tulane	23	11
Centenary	1	0	Iona	2	0	Ohio State	4	3	Tulsa	1	0
Central (Ky.)	1	2	Iowa State	4	4	Oklahoma	2	0	Union	2	0
Central Arkansas	1	0	Jacksonville	1	1	Oklahoma State	1	1	Utah State	2	0
Central Michigan	1	0	Jacksonville State	1	0	Oregon	5	3	UTEP	1	0
Central (Mo.)	1	0	James Madison	1	0	Oregon State	1	0	Valparaiso	2	0
Centre	1	2	Kansas	2	3	Pennsylvania	3	1	Vermont	2	0
Chaminade	3	0	Kansas State	4	6	Penn State	2	1	Villanova	0	2
Chicago	1	0	Kentucky	47	144	Pittsburg (Kansas)	0	1	Virginia	5	2
Cincinnati	1	6	Lafayette	1	0	Pittsburgh	1	1	Va. Commonwealth	2	0
The Citadel	5	0	La Salle	2	0	Portland	2	0	Va. Military Institute	3	0
Clemson	8	5	Lehigh	2	0	Presbyterian	1	0	Virginia Tech	2	5
Cleveland State	1	1	Liberty	1	0	Princeton	4	0	Virginia Union	1	0
Colgate	1	0	Lipscomb	24	4	Providence	1	1	Wabash	0	3
College of Charleston	2	0	Long Beach State	1	0	PR-Mayaguez	1	0	Wake Forest	6	4
Columbia	2	1	Longwood	1	0	Purdue	2	2	Washington (Mo.)	1	1
Columbia Union	1	0	Louisiana-Lafayette	2	0	Radford	1	0	Washington & Lee	2	1
Connecticut	0	3	Louisiana State	62	54	Rhode Island	0	2	Washington State	1	0
Cornell	3	0	Louisiana Tech	1	1	Rice	15	3	West Virginia	0	1
Creighton	0	3	Louisville	7	9	Richmond	2	1	Western Carolina	3	0
Cumberland	25	3	Loyola (Chicago)	0	3	Rutgers	0	1	Western Kentucky	14	11
Dartmouth	2	2	Loyola (New Orleans)	0	1	Saint Francis	1	0	Western Michigan	2	0
Davidson	4	2	Loyola Marymount	1	0	Saint Louis	6	4	Wichita State	1	1
Dayton	4	2	Manhattan	2	0	Saint Mary's	3	0	William & Mary	5	0
DePaul	3	0	Marist	0	1	Samford	4	0	Wisconsin	0	1
DePauw	0	1	Marquette	3	4	San Francisco	1	0	Wittenberg	1	2
Detroit	1	0	Marshall	1	0	Santa Clara	1	0	Wofford	5	0
Drake	1	1	Maryland	0	1	Seton Hall	1	1	Wyoming	1	0
Drury	1	0	Maryville	1	0	Sewanee	46	4	Xavier (Ohio)	1	5
Duke	5	10	Massachusetts	2	0	Siena	0	1	Yale	5	1
East Carolina	1	0	Memphis	8	6	South Alabama	1	0	Others	125	89
East Tennessee State	8	0	Mercer	9	5	South Carolina	30	27	Total	1,591	1,117



SERIES RESULTS

Game-by-Game Results Against Each Opponent

Air Force (2-0)		1972-73	L	77-83	H	2016-17	L	56-59	A	2008-09	W	75-58	H	1954-55	W	79-74	H
1983-84	W	69-52	N			2017-18	W	76-75	H	2009-10	W	89-72	A	1955-56	L	65-74	A
1992-93	W	95-50	N							2010-11	L	78-89	H	1956-57	W	83-78	H
Alabama (69-68)		1973-74	W	73-72	H	Alabama A&M (6-0)				2011-12	L	74-82	A	1957-58	L	69-77	A
1923-24	L	25-26	A			1974-75	L	77-104	A	2012-13	L	33-56	A	1958-59	L	61-64	H
1924-25	L	22-39	A											1959-60	L	54-55	A
1925-26	L	19-23	A			1975-76	L	66-83	A	2013-14	L	75-77	H	1960-61	W	58-53	H
1929-30	L	18-36	A							2014-15	L	70-82	A	1961-62	L	68-89	A
1930-31	L	29-36	A			1976-77	L	82-96	A	2015-16	L	85-90	A	1962-63	L	59-62	H
1931-32	W	39-32	A							2016-17	L	70-71	H	1963-64	L	63-81	A
1932-33	L	22-37	H			1977-78	L	59-66	A					1964-65	W	105-77	H
1933-34	L	32-38	H												W	79-64	A
1934-35	W	34-33	A			1978-79	W	75-73	A	1988-89	L	69-76	A	1965-66	W	68-63	H
1935-36	L	30-32	H							1989-90	W	87-74	H		W	91-76	A
	L	28-33	A			1979-80	L	68-90	A	1992-93	W	81-63	N	1966-67	L	51-64	A
1936-37	W	23-19	A							1996-97	W	66-62	H		W	71-65	H
	L	19-29	H			1980-81	W	93-91	H	1997-98	W	85-74	A	1967-68	W	78-65	H
1937-38	W	39-36	A												W	74-65	A
	W	46-26	H			1981-82	L	68-82	A	Ala.-Birmingham (4-1)				1968-69	L	79-92	H
	W	50-26	N							1988-89	L	69-76	A		L	75-85	A
1938-39	W	36-34	H			1982-83	W	81-79	A	1989-90	W	87-74	H	1969-70	L	75-84	H
	W	41-33	N												W	92-74	A
1939-40	L	31-43	A			1983-84	W	61-60	H	Ala.-Huntsville (1-0)				1970-71	W	107-86	H
	L	29-32	H							1996-97	W	60-47	H		L	94-96	A
1940-41	L	24-48	A			1984-85	L	77-79	A	Alaska-Anch. (2-0)				1971-72	W	85-77	H
	L	28-40	H							1981-82	W	72-68	H		W	93-87	A
1941-42	L	19-33	A			1985-86	L	72-85	H	1989-90	W	85-81	H	1972-73	L	77-81	A
	L	33-37	H							Alcorn State (1-0)					W	98-70	H
1942-43	L	26-29	A			1986-87	L	71-75	A	2-17-18	W	92-51	H		W	96-51	H
	W	31-27	H							American (1-0)				1973-74	W	89-79	A
1946-47	L	36-49	H			1987-88	W	76-60	H	2001-02	W	85-57	H	1974-75	L	89-93	A
	L	33-38	A							Appalachian State (3-1)				1975-76	W	85-78	H
1947-48	L	31-60	A			1988-89	W	73-53	H	2003-04	W	63-48	H	1976-77	W	71-59	A
	W	58-32	H							2004-05	W	68-51	H		W	80-72	H
1948-49	W	36-31	A			1989-90	W	68-67	A	2006-07	L	79-87	N	1977-78	L	69-74	A
	W	68-42	H							2010-11	W	86-73	H		L	71-76	H
1949-50	W	53-44	N			1990-91	L	56-65	H	Arizona (2-0)				1977-78	L	61-74	A
	L	44-47	A							1956-57	W	107-76	H		W	91-78	H
	W	47-38	H			1991-92	L	64-85	A	2009-10	W	84-72	N	1978-79	W	57-55	A
1950-51	W	49-35	H			1992-93	W	76-73	H	Arizona State (0-4)					W	66-59	H
1951-52	L	44-63	A							1981-82	L	53-65	N	1979-80	W	66-57	H
1952-53	L	80-88	H			1993-94	L	67-73	A	1984-85	L	61-67	N		W	77-73	A
1953-54	L	75-87	A							1994-95	L	61-67	N	1980-81	L	97-81	A
1954-55	W	78-57	H			1995-96	L	71-80	A	2004-05	L	68-87	N		L	55-69	H
1955-56	L	61-88	A							2017-18	L	64-76	A	1981-82	W	78-69	H
1956-57	W	61-50	H			1997-98	W	72-69	A	Arkansas (12-24)					W	71-60	A
1957-58	L	60-65	A							1963-64	W	101-77	H	1982-83	W	64-62	H
1958-59	W	81-59	H			1998-99	L	81-75	H	1966-67	W	50-46	A		L	71-72	A
1959-60	L	54-61	A							1990-91	L	70-107	H	1983-84	W	73-71	H
1960-61	W	77-61	A			1999-00	L	63-77	A	1991-92	L	71-91	A		L	67-73	H
	W	73-70	H							1992-93	W	102-89	H		L	58-59	N
1961-62	W	65-63	H			2000-01	W	68-62	H	1993-94	L	76-89	A	1984-85	L	80-86	H
	L	76-82	A							1994-95	L	94-97	H		L	58-84	A
1962-63	W	74-73	H			2002-03	W	70-69	H					1985-86	L	70-97	A
1963-64	W	111-73	A							1995-96	W	80-73	A		L	65-79	H
1964-65	W	75-54	H			2003-04	W	70-67	A	1996-97	W	87-83	H	1986-87	W	91-75	H
1965-66	W	71-63	A							1997-98	L	83-93	A		L	83-91	A
1966-67	W	84-81	A			2004-05	W	70-56	H	1998-99	W	73-69	H	1987-88	W	75-71	A
	W	117-80	H							1999-00	L	63-78	A		L	68-81	H
1967-68	W	67-61	H			2006-07	L	73-78	A	2000-01	W	81-64	H	1988-89	W	93-77	H
	W	89-74	A							2001-02	L	67-81	A		W	77-62	A
1968-69	W	76-73	H			2002-03	L	50-60	H	2002-03	L	50-60	H	1989-90	L	79-82	A
	W	89-74	A							2003-04	L	62-70	A		L	74-87	H
1969-70	W	88-85	A			2011-12	W	69-59	A	2004-05	W	79-65	H	1990-91	W	80-59	A
	W	101-79	H							2005-06	L	66-78	A		W	90-70	H
1970-71	W	93-76	H			2012-13	L	54-58	H	2006-07	L	67-82	H	1991-92	W	89-83	H
	L	74-75	A											1992-93	W	73-70	A
1971-72	L	76-79	A			2013-14	L	63-68	A	2007-08	L	73-78	A	1993-94	W	84-60	H
	W	111-91	H												L	56-81	N
						2014-15	W	76-68	A								
						2015-16	W	71-63	H								



SERIES RESULTS

Game-by-Game Results Against Each Opponent

<p>1935-36 W 43-22 H W 42-40 A L 37-42 N</p> <p>1936-37 L 27-39 A L 30-40 H L 25-59 A</p> <p>1937-38 L 35-40 H L 18-50 N L 24-30 A</p> <p>1938-39 W 49-42 H L 43-49 A</p> <p>1939-40 L 39-57 A L 48-55 A W 54-41 H</p> <p>1941-42 W 39-32 A L 27-35 H</p> <p>1942-43 L 29-43 A W 52-28 H L 51-63 N</p> <p>1943-44 L 51-63 N 1950-51 W 65-47 H W 69-67 A</p> <p>1951-52 W 92-67 H W 83-58 A</p> <p>1952-53 W 72-60 H L 79-85 A</p> <p>1953-54 W 65-55 A W 84-65 H</p> <p>1954-55 W 71-69 A W 83-63 H</p> <p>1955-56 W 72-59 A W 67-64 H</p> <p>1956-57 W 81-73 A W 93-74 H</p> <p>1957-58 L 60-81 A W 60-59 H</p> <p>1958-59 L 61-80 A L 67-71 H</p> <p>1959-60 L 66-74 A W 62-57 H</p> <p>1960-61 W 69-56 A W 79-59 H</p> <p>1961-62 L 66-71 A W 88-74 H</p> <p>1962-63 L 62-67 A W 75-74 H</p> <p>1963-64 L 71-75 A W 103-89 H</p> <p>1993-94 L 77-86 N 2005-06 L 67-76 A 2006-07 W 73-64 H 2007-08 W 92-79 H 2008-09 L 51-63 A 2013-14 W 76-63 H 2014-15 L 60-65 A</p> <p>Grambling State (1-0) 2010-11 W 92-59 H</p> <p>Hampton (1-0) 2001-02 W 100-85 N</p> <p>Hardin-Simmons (1-0) 1958-59 W 80-52 H</p> <p>Harvard (2-0) 1993-94 W 74-58 H 2011-12 W 79-70 N</p> <p>Hawaii (2-0) 1987-88 W 91-62 H</p>	<p>1990-91 W 74-70 N</p> <p>Hendrix (1-0) 1922-23 W 26-14 A</p> <p>High Point (2-0) 2002-03 W 81-75 H 2016-17 W 90-63 H</p> <p>Hofstra (1-0) 1999-00 W 74-46 H</p> <p>Holy Cross (2-1) 1950-51 L 62-64 A 1975-76 W 106-91 H 1991-92 W 76-72 H</p> <p>Houston (1-1) 1986-87 L 72-73 N 2001-02 W 59-50 H</p> <p>Houston Baptist (1-0) 2017-18 W 81-48 H</p> <p>Howard (2-1) 1901-02 L 23-33 A W 29-19 A 1902-03 W 25-11 A</p> <p>Illinois (3-6) 1970-71 L 79-96 A 1971-72 W 95-92 H 1982-83 W 58-47 N L 77-79 A 1983-84 L 55-69 H 1992-93 L 77-93 N 1992-93 W 85-68 N 2008-09 L 63-69 H 2009-10 L 68-79 A</p> <p>Illinois-Chicago (0-1) 2008-09 L 55-74 H</p> <p>Illinois State (1-0) 1993-94 W 92-75 H</p> <p>Indiana (3-6) 1934-35 L 30-39 A 1935-36 L 18-56 A 1986-87 W 79-75 H 1987-88 L 61-63 A 1990-91 L 73-84 H 1991-92 L 51-88 A 2002-03 L 56-73 A 2003-04 W 73-60 H 2004-05 W 67-60 A</p> <p>IUPUI (2-0) 2003-04 W 86-68 H 2005-06 W 53-45 H</p> <p>Indiana State (1-2) 1981-82 W 72-66 H 1984-85 L 77-88 A 2011-12 L 55-61 H</p> <p>Iona (2-0) 1980-81 W 92-56 N 2007-08 W 97-73 H</p>	<p>Iowa State (4-4) 1935-36 L 28-38 H 1955-56 L 76-87 A 1975-76 W 105-80 A 1976-77 W 69-68 H 1980-81 W 97-87 H 1983-84 L 72-73 A 1985-86 L 79-80 H 2016-17 W 84-78 H</p> <p>Jacksonville (1-1) 1974-75 L 104-107 N 1986-87 W 74-72 H</p> <p>Jacksonville State (1-0) 2005-06 W 67-46 H</p> <p>James Madison (1-0) 2000-01 W 84-70 H</p> <p>Kansas (2-3) 1972-73 W 72-64 A 1973-74 W 83-72 H 1987-88 L 64-77 N 1997-98 L 82-89 N 2015-16 L 63-70 N</p> <p>Kansas State (4-6) 1968-69 W 92-80 H 1969-70 L 78-91 A 1970-71 L 74-72 H 1976-77 L 66-89 A 1977-78 L 55-69 H 1986-87 W 79-72 H 1988-89 L 62-71 A 1989-90 W 91-81 H 1993-94 W 82-76 N 2017-18 L 79-84 H</p> <p>Kentucky (47-144) 1911-12 L 17-28 A L 18-22 A 1947-48 L 51-82 H L 43-79 A 1948-49 L 50-72 H L 37-70 A 1949-50 L 54-58 H L 66-70 A 1950-51 L 49-74 H L 57-89 A W 61-57 N 1951-52 L 51-88 H L 45-75 A 1953-54 L 63-85 H L 64-100 A 1954-55 L 71-75 H L 59-71 A 1955-56 W 81-73 H L 55-76 A 1956-57 L 83-91 H L 78-80 A 1957-58 L 81-86 H L 61-65 A 1958-59 W 75-66 H L 71-83 A 1959-60 L 59-76 H L 60-68 A 1960-61 W 64-62 H L 59-60 A L 67-88 N</p>	<p>1961-62 L 68-77 H L 80-87 A</p> <p>1962-63 L 82-106 H W 69-67 A</p> <p>1963-64 W 85-83 H L 73-104 A</p> <p>1964-65 W 97-79 A W 91-90 H</p> <p>1965-66 L 83-96 A L 90-105 H W 91-89 A</p> <p>1966-67 W 110-94 H L 78-94 H L 80-85 A</p> <p>1968-69 L 89-103 A W 101-99 H</p> <p>1969-70 W 89-81 H L 86-90 A</p> <p>1970-71 L 92-102 A L 90-119 H L 80-106 A</p> <p>1971-72 L 80-85 H W 76-75 H</p> <p>1972-73 W 83-76 A W 82-65 A</p> <p>1973-74 W 71-69 H L 90-91 H L 84-109 A</p> <p>1975-76 L 76-77 A W 69-65 H</p> <p>1976-77 L 62-64 H L 73-113 A</p> <p>1977-78 L 59-72 A L 68-78 H</p> <p>1978-79 W 68-58 H L 70-96 A</p> <p>1979-80 L 90-106 A L 73-91 H L 64-78 H L 48-80 A W 60-55 N</p> <p>1981-82 L 58-67 A L 69-73 H</p> <p>1982-83 L 77-82 H L 63-82 A</p> <p>1983-84 L 46-67 A L 54-58 H</p> <p>1984-85 L 58-75 A L 62-68 H</p> <p>1985-86 L 71-80 H L 65-73 A</p> <p>1986-87 L 65-71 H L 54-65 A</p> <p>1987-88 L 74-81 A W 83-66 H</p> <p>1988-89 L 61-70 A L 81-51 H W 77-63 N</p> <p>1989-90 W 92-85 H L 73-100 A</p> <p>1990-91 L 50-58 A W 98-87 H</p> <p>1991-92 L 71-84 H L 56-80 A L 57-76 N</p> <p>1992-93 W 101-86 H L 67-82 A</p> <p>1993-94 L 82-107 A L 69-77 H 1994-95 L 68-81 A</p>	<p>1995-96 L 60-71 H L 81-120 H L 63-101 A</p> <p>1996-97 L 46-58 A L 79-82 H L 71-62 A</p> <p>1997-98 L 63-61 H L 57-73 H L 63-88 A</p> <p>1998-99 L 52-72 A L 73-81 H</p> <p>1999-00 L 75-86 A L 74-79 H</p> <p>2000-01 L 59-67 A W 86-73 H L 52-74 H</p> <p>2001-02 L 44-106 A L 63-81 N L 63-75 A</p> <p>2002-03 W 66-60 H L 54-69 A L 70-84 H</p> <p>2003-04 W 57-52 A W 84-81 H W 72-67 A W 67-65 H</p> <p>2004-05 L 73-79 A W 93-52 H L 60-70 A</p> <p>2005-06 W 77-64 H L 72-85 A L 56-58 H</p> <p>2006-07 W 81-77 H L 66-68 A</p> <p>2007-08 L 63-69 H L 74-83 A</p> <p>2008-09 W 71-64 N L 58-60 H L 70-74 A W 64-48 N</p> <p>2009-10 L 62-71 H L 57-65 A</p> <p>2010-11 L 57-76 A W 74-62 H</p> <p>2011-12 L 81-87 H L 67-73 A L 67-74 H L 81-83 A</p> <p>Lafayette (1-0) 2011-12 W 89-58 H</p> <p>LaSalle (2-0) 1966-67 W 100-95 N 2014-15 W 68-55 N</p> <p>Lehigh (2-0) 1987-88 W 102-91 H 2003-04 W 85-59 H</p> <p>Liberty (1-0) 2001-02 W 96-61 H</p> <p>Lipscomb (24-4) 1938-39 W 42-31 H L 33-40 A</p> <p>1939-40 L 44-50 H L 41-44 A</p> <p>1940-41 W 57-42 H 1941-42 W 59-29 H</p>
--	---	---	---	---



SERIES RESULTS

Game-by-Game Results Against Each Opponent

1968-69	W 90-72 A	2009-10	W 82-78 A	1975-76	W 71-66 A	2017-18	L 62-80 A	1993-94	W 78-59 H
	W 62-55 H	2010-11	W 84-74 H		W 76-75 H		W 81-80 H	2005-06	W 78-72 H
	L 67-75 A	2011-12	W 102-76 A	1976-77	L 77-102 A				
1969-70	W 87-75 A		W 65-53 N		W 68-66 H	Miss. Valley St. (1-0)		New York Univ. (1-1)	
	L 80-83 H	2012-13	L 79-89 H	1977-78	L 73-79 A	1996-97	W 92-56 H	1949-50	W 65-59 A
1970-71	W 130-112 H		L 52-64 N		L 48-55 H			1950-51	L 56-87 A
	L 88-94 A	2013-14	L 52-63 H	1978-79	L 68-74 A	Missouri (6-6)		Nicholls State (3-0)	
	L 65-92 A		L 62-65 A		W 70-68 H	1958-89	L 72-78 A	1996-97	W 85-37 H
1971-72	W 89-83 H	2014-15	W 86-77 A	1979-80	L 106-110 H	1961-62	W 77-65 H	2006-07	W 76-40 H
	W 59-57 H	2015-16	L 78-85 A		W 92-74 H	1986-87	W 69-54 N	2012-13	W 80-65 W
1972-73	W 59-49 A	2016-17	L 74-81 H	1980-81	W 79-61 H	2009-10	W 89-83 H		
1973-74	W 71-56 H	2017-18	W 82-69 A		L 68-69 A	2010-11	L 82-85 A	Norfolk State (2-0)	
	W 84-68 A				W 71-58 N	2012-13	L 59-81 A	2014-15	W 63-53 H
1974-75	W 80-66 A	Miss. State (79-49)		1981-82	W 66-53 A	2013-14	W 78-75 H	2016-17	W 75-52 H
	W 86-80 H	1921-22	W 22-18 H		L 31-33 H		L 64-67 A		
1975-76	W 61-60 H	1922-23	W 34-27 H	1982-83	L 48-64 A	2014-15	W 76-53 H	North Alabama (2-0)	
	L 72-81 A	1923-24	W 24-23 A		W 63-60 H	2015-16	W 86-71 H	1980-81	W 111-79 H
1976-77	W 77-72 H	1924-25	L 20-29 A		L 61-76 N	2016-17	L 52-72 A	1981-82	W 116-88 H
	L 66-75 H	1925-26	L 27-36 A	1983-84	W 67-54 H		L 66-74 H		
1977-78	W 66-63 H		W 21-20 H		W 57-54 A	Monmouth (1-1)		North Carolina (4-6)	
	L 57-61 A	1926-27	W 35-34 A	1984-85	L 70-71 H	2001-02	L 67-81 N	1923-24	L 20-37 N
1978-79	W 94-70 H	1927-28	L 38-44 A		W 81-71 A	2011-12	W 95-73 H	1930-31	L 21-23 A
	W 66-58 A	1928-29	L 32-47 A	1985-86	L 60-64 A			1964-65	L 78-84 A
1979-80	L 66-67 H	1932-33	L 36-48 N		W 77-65 H	Morehead State (4-0)		1965-66	W 81-72 H
	L 78-89 A	1938-39	W 73-40 N	1986-87	L 54-62 N	1987-88	W 81-73 H	1967-68	W 89-76 H
1980-81	L 44-46 A	1939-40	W 46-36 N		W 76-57 A	1988-89	W 79-69 H	1968-69	L 78-100 A
	W 52-50 H	1941-42	W 41-38 A	1987-88	W 82-66 H	2001-02	W 83-73 H	1987-88	W 78-76 H
	L 51-71 N	1942-43	L 40-45 A		L 68-73 A	2008-09	W 74-48 H	1988-89	L 77-89 A
1981-82	W 65-55 H	1946-47	W 64-44 H	1988-89	W 80-71 A	Morgan State (1-0)		1995-96	L 63-71 N
	L 48-51 A	1947-48	L 46-51 A		W 77-58 H	2013-14	W 75-66 N	2010-11	W 72-65 N
1982-83	L 62-77 H		W 51-48 H	1989-90	W 81-68 H	Murray State (3-2)		N.C. A&T (2-0)	
	L 51-62 A	1948-49	W 35-29 A		L 68-83 A	1930-31	W 48-29 A	1992-93	W 87-51 N
1983-84	W 76-55 A		W 90-45 H	1990-91	L 62-85 A	1939-40	W 46-37 H	1995-96	W 96-81 H
	W 70-60 H	1949-50	W 62-50 A		W 91-70 H	1945-46	L 34-53 A	UNC-Asheville (4-0)	
	W 77-57 N		W 85-50 H	1991-92	L 71-74 H	1988-89	W 74-57 H	1990-91	W 103-66 H
1984-85	W 63-61 H	1950-51	W 63-60 A		W 77-55 N	2009-10	L 65-66 N	1994-95	W 82-44 H
	L 55-60 A	1951-52	W 86-61 A	1992-93	W 80-39 A			1995-96	W 80-66 H
1985-86	W 81-70 A	1952-53	L 75-82 A		W 84-67 H	Navy (2-2)		2017-18	W 79-76 H
	W 66-63 H	1953-54	W 79-69 H	1994-95	L 48-76 A	1943-44	L 17-47 H	UNC-Charlotte (0-1)	
1986-87	W 66-59 H	1954-55	W 72-52 A	1995-96	W 69-64 H		W 37-31 A	1975-76	L 61-78 H
	L 54-77 A	1955-56	W 69-49 H	1996-97	L 53-60 A		W 61-67 H	UNC Greensboro (2-0)	
1987-88	W 60-57 A	1956-57	L 62-63 A		W 73-67 N	1958-59	L 61-67 H	1997-98	W 83-65 H
	W 93-68 H	1957-58	W 74-62 H	1997-98	W 77-73 H	1961-62	W 77-74 N	2005-06	W 85-53 H
1988-89	W 72-65 A	1958-59	L 65-83 A	1998-99	L 62-67 A	Nebraska (5-2)		N.C. State (3-1)	
	W 71-69 H	1959-60	W 79-72 H		L 58-76 N	1955-56	W 66-48 A	1968-69	W 65-59 A
1989-90	W 86-79 H	1960-61	L 65-74 A	1999-00	W 76-53 N	1956-57	W 78-54 H	1969-70	L 70-76 H
	L 67-68 A	1961-62	W 100-86 H		W 65-64 H	1973-74	W 82-58 H	2003-04	W 75-73 N
	L 62-65 N	1962-63	L 55-58 A	2000-01	L 63-80 A	1974-75	L 66-81 A	2011-12	W 86-79 N
1990-91	W 89-52 H	1963-64	W 90-56 H		L 43-66 H	1975-76	L 57-68 H	UNC-Wilmington (1-0)	
	L 58-74 A	1964-65	W 94-70 A	2001-02	L 60-82 A	1976-77	W 80-69 N	1991-92	W 90-71 H
1991-92	L 72-84 A	1965-66	L 90-92 H	2002-03	L 69-72 H		W 59-49 N	Northeastern (1-0)	
1992-93	W 89-59 H	1966-67	W 79-64 H	2003-04	W 74-70 N	New Hampshire (1-0)		2013-14	W 79-49 H
1993-94	L 72-77 A		L 71-74 A		L 54-60 A	1991-92	W 100-67 H	Northwestern (4-2)	
1994-95	W 82-75 H	1967-68	W 90-69 A	2004-05	W 80-52 H	New Mexico (3-0)		1965-66	W 59-58 A
1995-96	L 55-78 A		W 84-73 H	2005-06	L 70-83 A	1956-57	W 81-59 H	1966-67	W 116-92 H
1996-97	L 62-64 N	1968-69	W 108-87 H	2006-07	L 70-83 A	1960-61	W 66-59 A	1989-90	W 81-80 H
	W 67-64 H		W 120-83 A	2007-08	W 86-85 H	1986-87	W 87-71 N	1991-92	L 81-83 A
1997-98	L 87-76 A	1969-70	W 93-79 A	2008-09	L 66-73 H	New Mexico St. (3-0)		1992-93	W 86-66 H
1998-99	W 79-64 H		W 78-72 H	2009-10	W 75-72 H	1955-56	W 64-40 H	2017-18	L 66-68 N
1999-00	L 67-75 A	1970-71	W 86-73 H		L 52-62 N	1957-58	W 73-59 A		
2000-01	L 68-81 H		L 73-81 A	2010-11	W 81-74 A	1997-98	W 79-72 N		
2001-02	L 61-73 A	1971-72	L 69-76 A		W 87-81 N	New Orleans (3-0)			
2002-03	W 76-68 H		W 104-82 H	2011-12	L 77-78 H	1989-90	W 88-65 H		
2003-04	W 77-65 A	1972-73	W 75-69 H		W 72-31 A				
	W 70-50 N		W 74-70 A	2012-13	W 55-49 H				
2004-05	W 73-51 H	1973-74	W 75-69 H	2013-14	L 68-82 N				
2005-06	W 77-62 A		W 60-59 A		L 54-57 A				
2006-07	W 85-80 H	1974-75	W 96-85 A	2014-15	W 66-56 H				
2007-08	L 58-74 A		W 76-72 H	2015-16	L 74-75 A				
2008-09	W 71-61 H			2016-17	W 77-48 H				



SERIES RESULTS

Game-by-Game Results Against Each Opponent

Notre Dame (4-5)
 1973-74 L 88-118 N
 1986-87 W 60-56 H
 1987-88 W 75-66 A
 1988-89 L 65-81 N
 1998-99 W 68-63 H
 1999-00 W 87-85 A
 2000-01 L 74-77 H
 2002-03 L 63-76 A
 2005-06 L 69-79 A

Ohio (1-0)
 1987-88 W 93-77 H

Ohio State (4-3)
 1922-23 L 20-27 A
 1931-32 W 28-27 A
 1932-33 L 26-45 A
 1955-56 W 76-67 A
 1988-89 L 82-97 N
 1997-98 W 64-54 A
 1998-99 W 92-86 H

Oklahoma (2-0)
 1955-56 W 78-69 H
 1993-94 W 77-67 N

Oklahoma State (1-1)
 1949-50 L 61-62 N
 1964-65 W 60-58 H

Oregon (5-3)
 1967-68 W 70-59 H
 1992-93 W 83-81 N
 1997-98 W 69-58 H
 1998-99 L 70-90 A
 2004-05 L 65-75 N
 2005-06 W 76-75 H
 2011-12 W 78-64 H
 2012-13 L 48-74 A

Oregon State (1-0)
 2011-12 W 64-62 N

Pennsylvania (3-1)
 1962-63 L 70-74 A
 1985-86 W 89-76 H
 1986-87 W 71-70 A
 2014-15 W 79-50 H

Penn State (2-1)
 1989-90 W 75-62 N
 1993-94 W 83-60 H
 1994-95 L 73-95 A

Pittsburg (Kan.) (0-1)
 1923-24 L 32-33 A

Pittsburgh (1-1)
 1935-36 L 32-57 A
 1987-88 W 80-74 N

Portland (2-0)
 1966-67 W 98-63 H
 1969-70 W 124-73 H

Presbyterian (1-0)
 2010-11 W 88-47 H

Princeton (4-0)
 1959-60 W 72-54 H
 1984-85 W 68-47 H
 1985-86 W 49-44 A
 1993-94 W 61-43 N

Providence (1-1)
 1998-99 W 72-66 N
 2013-14 L 60-67 N

PR-Mayaguez (1-0)
 2006-07 W 102-59 N

Purdue (2-2)
 1929-30 L 22-43 A
 1965-66 W 94-72 H
 2014-15 W 81-71 H
 2015-16 L 55-68 A

Radford (1-0)
 2017-18 W 74-62 H

Rhode Island (0-2)
 1991-92 L 63-68 H
 1998-99 L 69-82 N

Rice (15-3)
 1951-52 W 65-56 H
 1953-54 L 60-79 H
 1959-60 W 82-72 A
 1960-61 W 70-44 H
 1961-62 L 64-71 A
 1962-63 W 80-68 H
 1963-64 W 82-68 A
 1964-65 W 78-49 H
 1968-69 W 85-77 H
 1971-72 W 105-87 H
 1973-74 W 89-80 N
 1977-78 W 87-69 A
 1978-79 W 88-59 H
 1979-80 W 94-75 H
 1990-91 W 75-68 H
 1995-96 L 77-78 H
 2006-07 W 74-69 A
 2007-08 W 76-58 H

Richmond (2-1)
 1977-78 W 101-68 H
 1978-79 W 70-59 A
 2010-11 L 66-69 N

Rutgers (0-1)
 2014-15 L 65-68 N

Saint Francis (1-0)
 2008-09 W 84-55 H

Saint Louis (6-4)
 1925-26 L 22-35 A
 1926-27 W 40-21 A
 1929-30 L 16-46 A
 1969-70 W 76-66 H
 1982-83 W 88-67 H
 1989-90 W 74-72 N
 1996-97 W 81-61 H
 1997-98 L 74-78 A
 2013-14 L 49-57 H
 2014-15 W 70-55 A

Saint Mary's (3-0)
 2009-10 W 72-70 A
 2010-11 W 89-70 H
 2014-15 W 75-64 A

Samford (4-0)
 1973-74 W 69-65 H
 1981-82 W 98-63 H
 1989-90 W 100-76 H
 1994-95 W 75-51 H

San Francisco St. (1-0)
 1978-79 W 82-52 H

Santa Clara (1-0)
 2016-17 W 76-66 N

Seton Hall (1-1)
 1967-68 W 85-67 H
 2017-18 L 59-72 N

Sewanee (46-4)
 1908-09 W 28-19 H
 1909-10 W 61-10 H
 1910-11 W 54-5 H
 1912-13 W 41-13 H
 1926-27 W 53-18 H
 L 31-18 A
 1927-28 W 33-26 A
 1928-29 W 45-31 A
 W 29-23 A
 1929-30 L 15-36 A
 L 35-40 A
 1930-31 W 35-17 A
 W 52-32 A
 1931-32 W 30-22 A
 W 32-21 H
 1932-33 W 25-19 H
 W 41-25 A
 1933-34 W 60-28 A
 W 40-27 H
 1934-35 W 47-20 A
 W 62-32 H
 1935-36 W 45-27 H
 W 40-16 A
 1936-37 W 46-26 A
 W 43-38 H
 1937-38 L 28-32 H
 W 41-35 A
 1938-39 W 37-30 A
 W 70-42 H
 1939-40 W 52-39 H
 W 31-28 A
 1940-41 W 42-28 A
 W 46-24 H
 1941-42 W 50-34 H
 W 50-20 A
 1944-45 W 51-46 H
 L 38-51 A
 1946-47 W 51-30 H
 W 60-37 A
 1950-51 W 63-44 H
 1951-52 W 86-63 A
 1953-54 W 76-59 H
 1954-55 W 88-48 H
 1955-56 W 84-45 H
 1956-57 W 87-45 H
 1957-58 W 91-53 H
 1958-59 W 71-42 H
 1959-60 W 87-68 H

1960-61 W 80-57 H
 1961-62 W 76-43 H

Siena (0-1)
 2007-08 L 83-62 N

South Alabama (1-0)
 2007-08 W 91-88 H

South Carolina (30-27)
 1926-27 W 31-25 N
 1932-33 W 31-29 A
 1959-60 W 85-73 H
 1963-64 W 106-78 H
 1982-83 L 71-85 A
 1983-84 W 69-63 H
 1986-87 L 91-96 N
 1991-92 W 79-75 H
 L 68-77 A
 1992-93 W 76-72 H
 W 77-73 A
 1993-94 W 97-83 H
 W 96-91 A
 1994-95 L 74-76 H
 W 91-83 A
 1995-96 W 107-97 H
 L 70-80 N
 1996-97 L 64-65 H
 L 53-74 A
 1997-98 L 70-71 A
 L 61-65 H
 1998-99 W 77-66 H
 L 57-69 A
 1999-00 L 71-72 H
 W 61-60 A
 2000-01 L 65-70 H
 L 49-57 A
 2001-02 L 43-66 H
 W 60-51 A
 2002-03 L 72-84 H
 L 64-76 A
 2003-04 L 55-57 H
 L 75-82 A
 2004-05 L 63-68 A
 W 76-65 H
 2005-06 L 64-66 H
 W 57-56 A
 2006-07 W 78-68 H
 W 99-90 A
 2007-08 W 80-73 H
 W 66-65 A
 2008-09 L 76-86 A
 W 96-83 H
 2009-10 W 89-79 A
 L 73-77 H
 2010-11 L 75-83 A
 W 78-60 H
 2011-12 W 67-57 A
 W 59-48 H
 2012-13 W 58-51 A
 W 74-64 H
 2013-14 L 59-65 A
 2014-15 W 65-50 H
 2015-16 L 65-69 A
 2016-17 W 71-62 H
 2017-18 L 60-71 A

So. Carolina St. (1-0)
 2000-01 W 65-60 H

South Dakota St. (1-0)
 2014-15 W 92-77 H

South Florida (2-1)
 1983-84 W 58-44 H
 1985-86 L 65-66 N
 2008-09 W 71-52 N

SE Missouri St. (1-0)
 2001-02 W 76-71 H

Southeastern La. (2-0)
 2002-03 W 80-58 H
 2010-11 W 85-52 H

Southern Cal. (1-5)
 1965-66 L 72-74 H
 1968-69 W 85-75 H
 1969-70 L 89-108 A
 1974-75 L 93-98 N
 1975-76 L 72-77 H
 2017-18 L 89-93 H

Southern Illinois (1-1)
 1974-75 W 79-72 H
 2004-05 L 53-67 N

Southern (Ky.) (1-0)
 1907-08 W 28-15 A

SMU (14-6)
 1953-54 W 72-65 H
 1957-58 L 58-72 A
 1958-59 L 72-80 A
 1959-60 L 67-86 A
 1960-61 W 76-64 H
 1961-62 L 73-91 A
 1962-63 W 69-62 H
 1963-64 W 79-60 A
 1964-65 W 99-67 H
 1966-67 W 89-76 H
 1967-68 W 88-84 A
 1968-69 W 97-94 H
 1969-70 W 104-99 H
 1971-72 L 79-81 A
 1978-79 L 64-68 A
 1979-80 W 88-77 H
 1989-90 W 65-60 A
 1990-91 W 68-65 H
 1991-92 W 67-55 A
 1992-93 W 95-86 H

Southern Miss. (1-1)
 1986-87 L 88-95 H
 2009-10 W 82-46 H

Southwestern (7-0)
 1944-45 W 59-40 A
 W 66-48 H
 1945-46 W 38-20 A
 1946-47 W 64-39 H
 1947-48 W 64-40 A
 W 61-47 H
 1957-58 W 98-48 H

St. Bonaventure (1-0)
 1997-98 W 73-61 H

St. John's (N.Y.) (2-5)
 1951-52 L 54-69 A



SERIES RESULTS

Game-by-Game Results Against Each Opponent

1970-71 L 81-85 H
1971-72 L 81-98 A
1974-75 W 73-53 H
1976-77 L 53-63 A
1977-78 L 54-59 H
2015-16 W 92-55 N

St. Joseph's (1-0)
2000-01 W 78-76 H

Stanford (0-3)
1954-55 L 64-72 H
1988-89 L 68-89 H
2014-15 L 75-78 A

Stetson (1-0)
1999-00 W 94-62 H

Stony Brook (1-0)
2015-16 W 79-72 H

SW Presbyterian (6-1)
1906-07 W 27-15 H
1907-08 L 10-20 A
1908-09 W 56-19 H
1914-15 W 85-20 H
1917-18 W 79-16 A
1920-21 W 40-27 H
1921-22 W 36-24 H

Syracuse (1-1)
1965-66 W 113-98 H
1993-94 L 62-78 N

Temple (1-2)
1949-50 L 35-55 A
W 49-45 N
1992-93 L 59-67 N

Tennessee (75-120)
1921-22 L 5-20 A
L 15-16 A
1922-23 W 28-25 A
1923-24 L 23-36 A
1924-25 W 27-18 A
1925-26 L 32-38 A
1926-27 W 35-25 H
1927-28 W 28-26 A
1928-29 L 22-26 A
1929-30 L 21-23 A
L 33-38 A
1930-31 W 41-40 A
L 34-37 A
1931-32 L 25-27 A
L 22-27 A
1932-33 W 37-32 H
L 27-35 A
1933-34 W 31-26 H
L 34-45 A
1934-35 L 29-39 H
L 37-39 A
1935-36 W 33-30 H
L 33-34 A
1936-37 L 30-50 H
L 28-34 A
1937-38 L 30-37 H
L 26-38 A
1938-39 L 31-33 A
W 56-38 H
L 36-39 N

1939-40 L 23-29 A
L 31-34 H
1940-41 L 36-37 H
L 25-46 A
1941-42 L 33-34 H
L 26-39 A
1942-43 W 30-27 H
L 22-44 A
L 31-41 N
1945-46 L 33-55 H
L 32-42 A
L 32-46 N
1946-47 L 47-54 H
L 21-56 A
1947-48 L 48-63 H
L 53-72 A
1948-49 L 51-53 H
L 64-67 A
1949-50 W 67-52 A
W 50-44 H
L 44-50 N
1950-51 W 58-57 H
L 59-61 A
W 88-52 N
1951-52 W 80-60 H
L 50-68 A
1952-53 W 77-69 H
L 79-83 A
W 85-64 H
1953-54 L 53-62 A
L 76-80 H
1954-55 W 73-69 A
W 76-71 H
1955-56 W 84-57 A
W 96-68 H
1956-57 W 71-68 A
W 69-62 H
1957-58 L 55-67 A
W 83-70 H
1958-59 L 60-65 A
W 76-60 H
1959-60 L 60-72 A
W 63-53 H
1960-61 W 68-66 A
W 76-60 H
1961-62 L 83-85 A
W 97-76 H
1962-63 W 68-50 A
W 74-72 H
1963-64 L 55-57 A
L 62-64 H
1964-65 W 77-72 H
L 66-79 A
1965-66 W 53-50 A
W 53-52 H
1966-67 W 65-59 H
L 53-70 A
1967-68 L 62-64 A
W 75-63 H
1968-69 L 61-65 A
L 60-70 H
1969-70 L 72-77 H
L 76-83 A
1970-71 W 65-60 A
L 69-79 H
1971-72 L 75-81 H
L 74-87 A
1972-73 L 62-72 A
W 86-74 H
1973-74 W 82-65 A

1974-75 L 53-59 H
L 61-65 H
L 71-75 A
1975-76 W 77-66 H
L 59-73 H
1976-77 L 69-73 H
L 55-65 A
1977-78 W 56-55 H
L 46-59 A
1978-79 L 70-71 H
L 78-83 A
1979-80 L 63-71 A
L 48-51 H
1980-81 L 66-72 H
L 72-79 A
L 69-71 A
1981-82 L 55-59 H
L 54-57 N
1982-83 W 61-60 A
W 69-68 H
1983-84 L 69-76 H
L 61-67 A
1984-85 L 79-87 A
W 85-82 H
L 51-71 N
1985-86 W 60-59 H
W 66-62 A
1986-87 L 72-81 H
L 69-79 A
L 57-75 N
1987-88 L 72-80 H
W 90-62 H
1988-89 W 68-56 H
L 61-78 A
1989-90 L 72-73 A
W 98-74 H
W 89-85 H
1990-91 W 108-68 H
L 73-85 A
1991-92 L 75-91 A
W 89-84 H
1992-93 W 82-65 A
W 90-82 H
1993-94 W 85-73 H
W 84-67 A
1994-95 L 63-67 H
L 58-62 A
1995-96 W 65-55 H
L 79-94 A
1996-97 L 65-75 A
W 66-53 H
W 80-79 H
L 90-76 A
1998-99 L 67-78 H
L 62-63 A
1999-00 W 76-73 A
W 85-72 H
2000-01 L 50-72 A
L 70-78 H
2001-02 L 65-67 H
W 67-62 A
2002-03 L 66-71 A
L 65-70 H
2003-04 L 66-76 A
W 61-58 H
2004-05 W 88-63 A
W 67-62 H
2005-06 L 62-69 A
L 59-68 H
2006-07 W 82-81 H

L 57-84 A
2007-08 L 60-80 A
W 72-69 H
2008-09 L 63-76 H
L 50-69 A
2009-10 W 85-76 A
W 90-71 H
2010-11 L 64-67 A
L 51-60 H
2011-12 W 65-47 H
L 61-68 A
2012-13 L 57-58 A
L 46-58 H
2013-14 W 64-60 H
L 38-76 A
2014-15 L 73-76 H
W 73-65 A
L 61-67 N
2015-16 W 88-74 A
W 86-69 H
L 65-67 N
2016-17 L 75-87 H
W 67-56 A
2017-18 L 84-92 H
L 62-67 A

Chattanooga (14-3)
1908-09 W 32-17 A
W 52-23 H
1921-22 W 20-13 A
L 24-29 A
1922-23 W 28-27 A
1923-24 W 34-22 A
1931-32 L 26-28 A
1936-37 W 34-28 H
L 29-30 A
1937-38 W 44-30 A
1938-39 W 61-24 A
1948-49 W 66-51 A
1949-50 W 75-40 H
1960-61 W 92-78 H
1986-87 W 93-64 H
2001-02 W 69-57 N
2016-17 W 76-74 H

Tenn.-Martin (5-0)
1993-94 W 102-66 H
1997-98 W 87-57 H
1999-00 W 87-64 H
2003-04 W 94-60 H
2007-08 W 92-85 H

Tenn. State (9-0)
1973-74 W 67-66 H
1995-96 W 93-74 H
1997-98 W 94-64 H
2003-04 W 85-64 H
2004-05 W 87-65 H
2007-08 W 83-74 H
2009-10 W 84-71 H
2014-15 W 78-46 H
2016-17 W 83-59 H

Tennessee Tech (14-5)
1929-30 L 37-42 A
1937-38 W 34-31 H
L 16-21 A
1939-40 W 37-35 H
1943-44 W 59-42 H
W 56-32 A

1944-45 L 44-50 A
L 40-54 A
1976-77 W 106-71 H
1977-78 L 71-72 A
1978-79 W 99-78 H
1980-81 W 97-64 H
1986-87 W 89-65 H
1991-92 W 96-89 H
1994-95 W 90-56 H
1996-97 W 82-61 H
2003-04 W 98-79 H
2006-07 W 75-62 N
2008-09 W 83-63 H

Texas (4-4)
1950-51 L 49-55 N
1951-52 L 49-65 N
1952-53 W 84-66 H
1954-55 W 94-67 N
1956-57 W 94-67 H
1988-89 W 94-79 H
2013-14 L 64-70 A
2015-16 L 58-72 A

Texas A&M (8-3)
1955-56 W 79-69 H
2012-13 W 63-56 H
2013-14 W 66-55 A
W 57-54 H
2014-15 L 58-69 A
2015-16 W 77-60 H
L 67-76 A
2016-17 W 68-54 A
W 72-67 H
W 66-41 N
2017-18 L 81-89 H

TCU (5-1)
1951-52 L 49-51 N
1954-55 W 71-50 H
1963-64 W 113-56 H
2003-04 W 95-60 A
2004-05 W 78-55 H
2017-18 W 81-78 H

UTEP (1-0)
2012-13 W 73-49 N

UTPA (1-0)
2004-05 W 90-54 H

Texas Tech (6-2)
1951-52 W 55-49 H
1953-54 W 75-71 H
1960-61 W 80-78 A
1961-62 L 64-71 H
1964-65 W 83-73 H
1973-74 W 84-82 A
1974-75 W 95-86 H
1979-80 L 86-89 H

Texas Wesleyan (1-0)
1979-80 W 110-85 H

Toledo (4-0)
1970-71 W 92-76 N
2004-05 W 73-57 H
2006-07 W 98-93 W
2007-08 W 77-70 A



SERIES RESULTS

Game-by-Game Results Against Each Opponent

Transylvania (1-0)			1994-95	W	70-65	H	1938-39	L	18-38	A	
1917-18	W	21-12	A	1995-96	W	61-48	A	1939-40	L	31-51	A
			2017-18	L	42-68	N	1945-46	L	32-45	H	
Trevecca (1-0)			VCU (2-0)								
2014-15	W	83-56	H	1986-87	W	75-67	N	1962-63	W	71-69	H
			2008-09	W	71-66	N	1963-64	W	82-60	A	
Tulane (23-11)			VMI (3-0)								
1920-21	W	32-13	H	1957-58	W	105-74	H	1964-65	W	94-79	H
1924-25	L	25-32	A	1963-64	W	87-71	H	1965-66	W	72-69	H
1925-26	L	20-21	A	1990-91	W	79-60	H	1966-67	W	76-70	A
1932-33	W	35-21	H	Virginia Tech (2-5)			1972-73	W	103-88	H	
	W	39-22	H	1922-23	L	23-26	N	1980-81	W	78-76	N
	W	28-25	N	1961-62	L	78-79	N	1999-00	W	101-77	H
1933-34	L	15-19	A	1962-63	W	80-72	H	2000-01	W	70-66	A
	W	23-21	A	1964-65	L	64-69	A	2001-02	W	80-75	H
1934-35	W	50-34	H	1974-75	W	75-72	H	2009-10	L	69-76	N
1935-36	W	44-31	H	1975-76	L	85-99	A	2010-11	W	82-62	H
1947-48	L	56-64	N	1977-78	L	75-76	H	Western Mich. (2-0)			
	L	44-63	A	Virginia Union (1-0)			2003-04	W	71-58	N	
	L	53-67	N	1978-79	W	75-63	N	2015-16	W	86-61	H
1948-49	W	56-54	H	Wabash (0-3)			Wichita State (1-1)				
1950-51	L	55-90	A	1907-08	L	7-27	H	2004-05	W	65-63	H
1951-52	W	84-63	H	1922-23	L	21-32	A	2015-16	L	50-70	N
1952-53	L	53-76	A	1924-25	L	14-15	A	William & Mary (5-0)			
1953-54	L	63-71	H	Wake Forest (6-4)			1954-55	W	86-61	H	
1954-55	L	58-62	A	1965-66	W	102-82	H	1955-56	W	89-80	H
1955-56	W	74-67	H	1966-67	W	88-82	A	1956-57	W	80-65	H
1956-57	W	71-53	A	1982-83	L	68-75	H	1999-00	W	81-60	H
1957-58	W	80-65	H	1993-94	W	91-83	H	2012-13	W	64-50	H
1958-59	W	64-62	A	1994-95	L	51-63	A	Wisconsin (0-1)			
1959-60	W	68-64	H	1997-98	W	72-68	A	2011-12	L	57-60	N
1960-61	W	63-60	A	1999-00	L	68-83	H	Wittenberg (1-2)			
1961-62	W	77-65	H	2006-07	L	78-88	A	1922-23	L	14-28	A
1962-63	W	80-69	A	2007-08	W	83-80	H	1931-32	L	24-39	A
1963-64	W	96-64	H	2015-16	W	86-64	N	1965-66	W	87-59	H
1964-65	W	85-67	A	Washington (Mo.) (1-1)			Wofford (5-0)				
	W	85-62	H	1948-49	W	47-43	A	1995-96	W	97-59	H
1965-66	W	91-69	H	1949-50	L	53-55	H	1999-00	W	92-61	H
	W	97-72	A	Wash. & Lee (2-1)			2000-01	W	75-53	H	
2001-02	L	77-87	A	1916-17	L	8-26	A	2003-04	W	90-59	H
2002-03	W	66-46	H	1926-27	W	44-32	N	2015-16	W	80-56	H
			1954-55	W	104-88	H	Wyoming (1-0)				
Tulsa (1-0)			Washington State (1-0)								
1950-51	W	56-49	N	2006-07	W	78-74	N	1958-59	W	70-65	H
Union (2-0)			West Virginia (0-1)								
1911-12	W	95-24	A	2010-11	L	71-74	N	Xavier (Ohio) (1-5)			
1913-14	W	54-20	A	Western Carolina (3-0)			1935-36	L	37-39	A	
Utah State (2-0)			1982-83	W	81-66	H	1947-48	L	42-79	A	
1987-88	W	80-77	N	2000-01	W	85-63	H		L	42-62	H
2007-08	W	77-56	N	2014-15	W	99-79	H	1996-97	L	68-80	N
Valparaiso (2-0)			Western Ky. (14-11)								
1996-97	W	74-66	H	1925-26	L	29-34	A	2011-12	L	70-82	H
2007-08	W	87-78	H	1926-27	W	40-20	A	2012-13	W	66-64	A
Vermont (2-0)								Yale (5-1)			
1973-74	W	91-56	H					1907-08	L	23-27	H
1984-85	W	73-55	H					1952-53	W	95-67	H
Villanova (0-2)								1959-60	W	76-65	H
1993-94	L	73-80	N					1961-62	W	79-69	H
2012-13	L	52-62	H					1984-85	W	87-72	H
Virginia (5-2)								2014-15	W	79-74	H
1952-53	W	90-83	H								
1958-59	W	75-64	H								
1989-90	W	68-64	H								
1990-91	L	56-70	A								



VS. THE CONFERENCES

American Athletic	Record	Pct.
Central Florida	-	-
Cincinnati	1-6	.143
Connecticut	0-3	.000
East Carolina	1-0	1.000
Houston	1-1	.500
Memphis	8-6	.571
South Florida	2-1	.667
Southern Methodist	14-6	.700
Temple	1-2	.333
Tulane	23-11	.676
Tulsa	1-0	1.000
Total	52-36	.590

America East	Record	Pct.
Albany	-	-
Binghamton	-	-
Hartford	-	-
Maine	-	-
Maryland-Baltimore County	-	-
Mass.-Lowell	-	-
New Hampshire	1-0	1.000
Stony Brook	1-0	1.000
Vermont	2-0	1.000
Total	4-0	1.000

Atlantic Coast	Record	Pct.
Boston College	4-4	.500
Clemson	8-5	.615
Duke	5-10	.333
Florida State	3-1	.750
Georgia Tech	40-33	.548
Louisville	7-9	.438
Maryland	0-1	.000
Miami (Fla.)	-	-
North Carolina	4-6	.400
North Carolina State	3-1	.775
Notre Dame	4-5	.444
Pittsburgh	1-1	.500
Syracuse	1-1	.500
Virginia	5-2	.714
Virginia Tech	2-5	.286
Wake Forest	6-4	.600
Total	93-88	.514

Atlantic Sun	Record	Pct.
Florida Gulf Coast	-	-
Jacksonville	1-1	.500
Kennesaw State	-	-
Lipscomb	24-4	.857
New Jersey Inst. of Tech.	-	-
North Florida	-	-
Northern Kentucky	-	-
S.C.-Upstate	-	-
Stetson	1-0	1.000
Total	26-5	.839

Atlantic 10	Record	Pct.
Davidson	4-2	.667
Dayton	4-2	.667
Duquesne	-	-
Fordham	0-1	.000
George Mason	-	-
George Washington	2-0	1.000
La Salle	2-0	1.000
Massachusetts	2-0	1.000
Rhode Island	0-2	.000
Richmond	2-1	.667
Saint Louis	6-4	.600
St. Bonaventure	1-0	1.000
St. Joseph's (Pa.)	1-0	1.000
Virginia Commonwealth	2-0	1.000
Total	26-12	.684

Big East	Record	Pct.
Butler	0-6	.000
Creighton	0-3	.000

DePaul	3-0	1.000
Georgetown	1-3	.250
Marquette	3-4	.429
Providence	1-1	.500
St. John's (N.Y.)	2-5	.286
Seton Hall	1-1	.500
Villanova	0-2	.000
Xavier (Ohio)	1-5	.167
Total	12-30	.286

Big Sky	Record	Pct.
Eastern Washington	-	-
Idaho	-	-
Idaho State	-	-
Montana	-	-
Montana State	-	-
North Dakota	-	-
Northern Arizona	-	-
Northern Colorado	-	-
Portland State	-	-
Sacramento State	-	-
Southern Utah	-	-
Weber State	-	-
Total	0-0	.000

Big South	Record	Pct.
Campbell	1-0	1.000
Charleston Southern	-	-
Coastal Carolina	-	-
Gardner-Webb	1-0	1.000
High Point	2-0	1.000
Liberty	1-0	1.000
Longwood	1-0	1.000
UNC-Asheville	4-0	1.000
Presbyterian	1-0	1.000
Radford	1-0	1.000
Winthrop	-	-
Total	15-0	1.000

Big Ten	Record	Pct.
Illinois	3-6	.333
Indiana	3-6	.333
Iowa	-	-
Michigan	2-6	.250
Michigan State	1-0	1.000
Minnesota	0-5	.000
Nebraska	5-2	.714
Northwestern	4-2	.667
Ohio State	4-3	.571
Penn State	2-1	.666
Purdue	2-1	.667
Rutgers	0-1	.000
Wisconsin	0-1	.000
Total	26-34	.433

Big 12	Record	Pct.
Baylor	8-3	.727
Iowa State	4-4	.500
Kansas	2-3	.400
Kansas State	4-6	.400
Oklahoma	2-0	1.000
Oklahoma State	1-1	.500
Texas	4-3	.571
TCU	5-1	.833
Texas Tech	6-2	.750
West Virginia	0-1	.000
Total	36-24	.600

Big West	Record	Pct.
Cal-State Fullerton	-	-
Cal-State Northridge	1-0	1.000
UC-Davis	-	-
UC-Irvine	-	-
UC-Santa Barbara	-	-
UC-Riverside	-	-
Cal-Poly SLO	1-0	1.000

Hawaii	2-0	1.000
Long Beach State	1-0	1.000
Total	5-0	1.000

Colonial	Record	Pct.
College of Charleston	2-0	1.000
Delaware	-	-
Drexel	-	-
Elon	1-0	1.000
Hofstra	1-0	1.000
James Madison	1-0	1.000
UNC-Wilmington	1-0	1.000
Northeastern	-	-
Towson	-	-
William & Mary	5-0	1.000
Total	11-0	1.000

Conference USA	Record	Pct.
Alabama-Birmingham	4-1	.800
Charlotte	0-1	.000
Florida Atlantic	-	-
Florida International	-	-
Louisiana Tech	1-1	.500
Marshall	1-0	1.000
Middle Tennessee State	29-7	.806
North Texas	-	-
Old Dominion	-	-
Rice	15-3	.833
Southern Mississippi	1-1	.500
Texas-San Antonio	-	-
UTEP	1-0	1.000
Western Kentucky	14-11	.560
Total	66-25	.725

Ivy League	Record	Pct.
Brown	-	-
Columbia	2-1	.666
Cornell	3-0	1.000
Dartmouth	2-2	.500
Harvard	2-0	1.000
Pennsylvania	3-1	.775
Princeton	4-0	1.000
Yale	5-1	.833
Total	20-5	.800

Metro Atlantic Athletic	Record	Pct.
Canisius	-	-
Fairfield	-	-
Iona	2-0	1.000
Manhattan	2-0	1.000
Monmouth	1-1	.500
Marist	0-1	.000
Niagra	-	-
Quinnipiac	-	-
Rider	-	-
St. Peter's	-	-
Siena	0-1	.000
Total	5-3	.625

Mid-American	Record	Pct.
Akron	-	-
Ball State	-	-
Bowling Green	2-0	1.000
Buffalo	-	-
Central Michigan	1-0	1.000
Eastern Michigan	-	-
Kent	-	-
Miami (Ohio)	4-1	.800
Northern Illinois	-	-
Ohio	1-0	1.000
Toledo	4-0	1.000
Western Michigan	2-0	1.000
Total	14-1	.933



VS. THE CONFERENCES

Mid-Eastern Athletic	Record	Pct.
Bethune-Cookman	-	-
Coppin State	-	-
Delaware State	-	-
Florida A&M	1-0	1.000
Hampton	1-0	1.000
Howard	2-1	.667
Maryland-Eastern Shore	-	-
Morgan State	-	-
Norfolk State	2-0	1.000
North Carolina A&T State	2-0	1.000
North Carolina Central	-	-
Savannah State	-	-
South Carolina State	1-0	1.000
Total	9-1	.900

Horizon League	Record	Pct.
Cleveland State	1-1	.500
Detroit Mercy	1-0	1.000
Illinois-Chicago	0-1	.000
Oakland	-	-
Valparaiso	2-0	1.000
Wisconsin-Green Bay	-	-
Wisconsin-Milwaukee	-	-
Wright State	-	-
Youngstown State	-	-
Total	4-2	.667

Missouri Valley	Record	Pct.
Bradley	3-0	1.000
Drake	1-1	.500
Evansville	2-4	.333
Illinois State	1-0	1.000
Indiana State	1-2	.333
Loyola (Chicago)	0-3	.000
Missouri State	-	-
Northern Iowa	-	-
Southern Illinois	1-1	.500
Wichita State	1-1	.500
Total	10-12	.455

Mountain West	Record	Pct.
Air Force	2-0	1.000
Boise State	-	-
Colorado State	-	-
Fresno State	-	-
Nevada	-	-
Nevada-Las Vegas	-	-
New Mexico	3-0	1.000
San Diego State	-	-
San Jose State	-	-
Utah State	2-0	1.000
Wyoming	1-0	1.000
Total	8-0	1.000

Northeast Conference	Record	Pct.
Bryant	-	-
Central Connecticut State	-	-
Fairleigh Dickinson	-	-
Long Island	-	-
Mount State Mary's (Md.)	-	-
Robert Morris	-	-
Sacred Heart	-	-
St. Francis (N.Y.)	-	-
St. Francis (Pa.)	1-0	1.000
Wagner	-	-
Total	1-0	1.000

Ohio Valley	Record	Pct.
Austin Peay	16-1	.941
Belmont	5-1	.833
Eastern Illinois	-	-
Eastern Kentucky	3-0	1.000
Jacksonville State	1-0	1.000
Morehead State	4-0	1.000
Murray State	3-2	.600
Southern Illinois-Edwardsville	-	-

Southeast Missouri State	1-0	1.000
Tennessee State	9-0	1.000
Tennessee Tech	14-5	.737
Tennessee-Martin	5-0	1.000
Total	61-9	.871

Pacific 12	Record	Pct.
Arizona	2-0	1.000
Arizona State	0-4	.000
California	-	-
Colorado	-	-
Oregon	5-3	.625
Oregon State	1-0	1.000
Southern California	1-5	.167
Stanford	0-3	.000
UCLA	1-0	1.000
Utah	-	-
Washington	-	-
Washington State	1-0	1.000
Total	11-15	.423

Patriot League	Record	Pct.
American	1-0	1.000
Army	3-0	1.000
Boston	-	-
Bucknell	1-1	.500
Colgate	1-0	1.000
Holy Cross	2-1	.666
Lafayette	1-0	1.000
Lehigh	2-0	1.000
Loyola (Md.)	-	-
Navy	2-2	.500
Total	13-4	.765

Southeastern	Record	Pct.
Alabama	69-68	.504
Arkansas	12-24	.333
Auburn	89-52	.631
Florida	71-64	.526
Georgia	92-52	.639
Kentucky	47-144	.246
Louisiana State	62-54	.534
Mississippi	76-45	.629
Mississippi State	79-49	.617
Missouri	6-6	.500
South Carolina	30-27	.526
Tennessee	75-120	.385
Texas A&M	8-3	.727
Total	716-708	.503

Southern	Record	Pct.
The Citadel	5-0	1.000
East Tennessee State	8-0	1.000
Furman	6-1	.857
Mercer	9-5	.643
UNC Greensboro	2-0	1.000
Samford	4-0	1.000
UT Chattanooga	14-3	.824
Virginia Military Institute	3-0	1.000
Western Carolina	3-0	1.000
Wofford	5-0	1.000
Total	59-9	.868

Southland	Record	Pct.
Abilene Christian	-	-
Central Arkansas	1-0	1.000
Houston Baptist	1-0	1.000
Incarnate Word	-	-
Lamar	-	-
McNeese State	-	-
New Orleans	3-0	1.000
Nicholls State	1-0	1.000
Northwestern State (La.)	-	-
Sam Houston State	-	-
Southeastern Louisiana	2-0	1.000
Stephen F. Austin	-	-

Texas A&M-Corpus Christi	-	-
Total	8-0	1.000

Southwestern Athletic	Record	Pct.
Alabama A&M	6-0	1.000
Alabama State	-	-
Alcorn State	1-0	1.000
Arkansas-Pine Bluff	-	-
Grambling State	1-0	1.000
Jackson State	-	-
Mississippi Valley State	1-0	1.000
Prairie View A&M	-	-
Southern	-	-
Texas Southern	-	-
Total	9-0	1.000

Summit League	Record	Pct.
Denver	-	-
IPFW	-	-
IUPUI	2-0	1.000
Nebraska Omaha	-	-
North Dakota St.	-	-
Oral Roberts	-	-
South Dakota	-	-
South Dakota St.	1-0	1.000
Western Illinois	-	-
Total	3-0	1.000

Sun Belt	Record	Pct.
Appalachian State	3-1	.750
Arkansas-Little Rock	1-0	1.000
Arkansas State	3-0	1.000
Georgia Southern	1-0	1.000
Georgia State	1-0	1.000
Louisiana-Lafayette	1-0	1.000
Louisiana-Monroe	-	-
South Alabama	1-0	1.000
Texas-Arlington	-	-
Texas State-San Marcos	-	-
Troy	-	-
Total	11-1	.917

West Coast	Record	Pct.
Brigham Young	1-0	1.000
Gonzaga	-	-
Loyola Marymount	1-0	1.000
Pacific	-	-
Pepperdine	-	-
Portland	2-0	1.000
St. Mary's (Calif.)	3-0	1.000
San Diego	-	-
San Francisco	1-0	1.000
Santa Clara	1-0	1.000
Total	9-0	1.000

Western Athletic	Record	Pct.
Cal State Bakersfield	-	-
Chicago State	-	-
Grand Canyon	-	-
Missouri-Kansas City	-	-
New Mexico State	3-0	1.000
Seattle	-	-
Texas Pan-American	1-0	1.000
Utah Valley	-	-
Total	4-0	1.000



SEC ONLY COMPOSITE SCHEDULE

ALL TIMES EASTERN

JANUARY

Saturday, January 5

Kentucky at Alabama	ESPN	12/1:00 p.m.
Georgia at Tennessee	SEC Network	3:30 p.m.
Arkansas at Texas A&M	SEC Network	6:00 p.m.
South Carolina at Florida	ESPN2	7:00 p.m.
Ole Miss at Vanderbilt	SEC Network	8:30 p.m.

Tuesday, January 8

Texas A&M at Kentucky	ESPN2/SEC Network	7:00 p.m.
Tennessee at Missouri	ESPN2/U/SEC Network	7:00 p.m.
Mississippi State at South Carolina	ESPNU	9:00 p.m.
Alabama at LSU	SEC Network	9:00 p.m.

Wednesday, January 9

Vanderbilt at Georgia	SEC Network	6:30 p.m.
Auburn at Ole Miss	ESPN2/U	7:00 p.m.
Florida at Arkansas	SEC Network	8:30 p.m.

Saturday, January 12

Ole Miss at Mississippi State	CBS	1:00 p.m.
Missouri at South Carolina	SEC Network	1:00 p.m.
Texas A&M at Alabama	SEC Network	3:30 p.m.
Georgia at Auburn	ESPN2/U	4:00 p.m.
Tennessee at Florida	ESPN/2	6:00 p.m.
LSU at Arkansas	SEC Network	6:00 p.m.
Vanderbilt at Kentucky	SEC Network	8:30 p.m.

Tuesday, January 15

Arkansas at Tennessee	ESPN2/U/SEC Network	7:00 p.m.
Florida at Mississippi State	ESPN2/U/SEC Network	7:00 p.m.
Kentucky at Georgia	ESPN2/U/SEC Network	7:00 p.m.
LSU at Ole Miss	SEC Network	9:00 p.m.

Wednesday, January 16

Auburn at Texas A&M	ESPN2/U	7:00 p.m.
South Carolina at Vanderbilt	SEC Network	7:00 p.m.
Alabama at Missouri	SEC Network	9:00 p.m.

Saturday, January 19

Florida at Georgia	CBS	Noon
Arkansas at Ole Miss	SEC Network	1:00 p.m.
Alabama at Tennessee	ESPN2/U	2:00 p.m.
Missouri at Texas A&M	SEC Network	3:30 p.m.
Kentucky at Auburn	ESPN/2	4/6:00 p.m.
South Carolina at LSU	SEC Network	6:00 p.m.
Mississippi State at Vanderbilt	SEC Network	8:30 p.m.

Tuesday, January 22

Auburn at South Carolina	SEC Network	6:30 p.m.
Mississippi State at Kentucky	ESPN/2	7:00 p.m.
Texas A&M at Florida	SEC Network	8:30 p.m.
Ole Miss at Alabama	ESPN/U	9:00 p.m.

Wednesday, January 23

Tennessee at Vanderbilt	ESPN2/U	7:00 p.m.
Georgia at LSU	SEC Network	7:00 p.m.
Missouri at Arkansas	SEC Network	9:00 p.m.

Saturday, January 26

Alabama at Baylor	ESPN2/U	Noon
Florida at TCU	ESPN2/U	Noon
Iowa State at Ole Miss	ESPN2/U	Noon
Texas at Georgia	ESPN2/U	2:00 p.m.
South Carolina at Oklahoma State	ESPN2/U	2:00 p.m.
Kansas State at Texas A&M	ESPN2/U	2:00 p.m.
West Virginia at Tennessee	ESPN/2	4:00 p.m.
Vanderbilt at Oklahoma	ESPN/2	4:00 p.m.
Kansas at Kentucky	ESPN/2	6:00 p.m.
Arkansas at Texas Tech	ESPN/2	6:00 p.m.
LSU at Missouri	SEC Network	6:00 p.m.
Auburn at Mississippi State	SEC Network	8:30 p.m.

Tuesday, January 29

Tennessee at South Carolina	SEC Network	6:30 p.m.
Georgia at Arkansas	ESPNU	7:00 p.m.
Mississippi State at Alabama	SEC Network	8:30 p.m.
Kentucky at Vanderbilt	ESPN/2	9:00 p.m.

Wednesday, January 30

Ole Miss at Florida	SEC Network	6:30 p.m.
Missouri at Auburn	SEC Network	8:30 p.m.
LSU at Texas A&M	ESPN2/U	9:00 p.m.

FEBRUARY

Saturday, February 2

South Carolina at Georgia	SEC Network	1:00 p.m.
Mississippi State at Ole Miss	SEC Network	3:30 p.m.
Kentucky at Florida	ESPN/2	4/6:00 p.m.
Arkansas at LSU	SEC Network	6:00 p.m.
Alabama at Auburn	ESPN2/U	8:00 p.m.
Tennessee at Texas A&M	ESPN2/U	8:00 p.m.
Vanderbilt at Missouri	SEC Network	8:30 p.m.

Tuesday, February 5

South Carolina at Kentucky	SEC Network	7:00 p.m.
Florida at Auburn	ESPN2/U	9:00 p.m.
Missouri at Tennessee	ESPN2/U	9:00 p.m.
Vanderbilt at Arkansas	SEC Network	9:00 p.m.

Wednesday, February 6

Texas A&M at Ole Miss	SEC Network	7:00 p.m.
LSU at Mississippi State	ESPN2/U	9:00 p.m.
Georgia at Alabama	SEC Network	9:00 p.m.

Saturday, February 9

Kentucky at Mississippi State	CBS	1:00 p.m.
Ole Miss at Georgia	SEC Network	1:00 p.m.
Auburn at LSU	ESPN2/U	2:00 p.m.
Arkansas at South Carolina	SEC Network	3:30 p.m.
Florida at Tennessee	ESPN2/U	4:00 p.m.
Texas A&M at Missouri	SEC Network	6:00 p.m.
Alabama at Vanderbilt	SEC Network	8:30 p.m.

Tuesday, February 12

LSU at Kentucky	ESPN/2	7:00 p.m.
Georgia at Texas A&M	SEC Network	7:00 p.m.
Alabama at Mississippi State	SEC Network	9:00 p.m.
Arkansas at Missouri	ESPN2/U	9:00 p.m.

Wednesday, February 13

South Carolina at Tennessee	SEC Network	6:30 p.m.
Ole Miss at Auburn	SEC Network	8:30 p.m.
Vanderbilt at Florida	ESPN2/U	9:00 p.m.

Saturday, February 16

Auburn at Vanderbilt	ESPN2/U	Noon
Texas A&M at South Carolina	SEC Network	1:00 p.m.
Florida at Alabama	ESPN2/U	2:00 p.m.
Missouri at Ole Miss	SEC Network	3:30 p.m.
Tennessee at Kentucky	ESPN/2	8:00 p.m.
LSU at Georgia	SEC Network	6:00 p.m.
Mississippi State at Arkansas	SEC Network	8:30 p.m.

Tuesday, February 19

Vanderbilt at Tennessee	ESPN2/U	7:00 p.m.
Ole Miss at South Carolina	SEC Network	7:00 p.m.
Kentucky at Missouri	ESPN/2	9:00 p.m.
Alabama at Texas A&M	SEC Network	9:00 p.m.

Wednesday, February 20

Mississippi State at Georgia	SEC Network	6:30 p.m.
Florida at LSU	ESPN2/U	7:00 p.m.
Arkansas at Auburn	SEC Network	8:30 p.m.

Saturday, February 23

Tennessee at LSU	ESPN2/U	Noon
Auburn at Kentucky	CBS	1:30 p.m.
Georgia at Ole Miss	SEC Network	3:30 p.m.
Missouri at Florida	ESPN2/U	4:00 p.m.
Vanderbilt at Alabama	ESPN2/U	6:00 p.m.

South Carolina at Mississippi State	SEC Network	6:00 p.m.
Texas A&M at Arkansas	SEC Network	8:30 p.m.

Tuesday, February 26

Alabama at South Carolina	ESPN2/U	7:00 p.m.
Missouri at Mississippi State	SEC Network	7:00 p.m.
Arkansas at Kentucky	ESPN2/SEC Network	9:00 p.m.
Texas A&M at LSU	ESPN2/SEC Network	9:00 p.m.

Wednesday, February 27

Tennessee at Ole Miss	SEC Network	7:00 p.m.
Auburn at Georgia	ESPN2/U	9:00 p.m.
Florida at Vanderbilt	SEC Network	9:00 p.m.

MARCH

Saturday, March 2

LSU at Alabama	ESPN/2	Noon
Ole Miss at Arkansas	SEC Network	1:00 p.m.
Kentucky at Tennessee	CBS	2:00 p.m.
South Carolina at Missouri	SEC Network	3:30 p.m.
Mississippi State at Auburn	ESPN2/U	4:00 p.m.
Vanderbilt at Texas A&M	SEC Network	6:00 p.m.
Georgia at Florida	SEC Network	8:30 p.m.

Tuesday, March 5

South Carolina at Texas A&M	SEC Network	7:00 p.m.
Auburn at Alabama	ESPN2/U/SEC Network	9:00 p.m.
Mississippi State at Tennessee	ESPN2/U/SEC Network	9:00 p.m.
Kentucky at Ole Miss	ESPN2/U/SEC Network	9:00 p.m.

Wednesday, March 6

Missouri at Georgia	SEC Network	6:30 p.m.
LSU at Florida	ESPN2/U	7:00 p.m.
Arkansas at Vanderbilt	SEC Network	8:30 p.m.

Saturday, March 9

Tennessee at Auburn	ESPN/2	Noon
Georgia at South Carolina	SEC Network	1:00 p.m.
Florida at Kentucky	CBS	2:00 p.m.
Texas A&M at Mississippi State	ESPN/2	2:00 p.m.
Ole Miss at Missouri	SEC Network	3:30 p.m.
Alabama at Arkansas	SEC Network	6:00 p.m.
Vanderbilt at LSU	SEC Network	8:30 p.m.

2019 SEC Basketball Tournament

Wednesday, March 13

SEC Tournament Game 1	SEC Network	7:00 p.m.
SEC Tournament Game 2	SEC Network	9:00 p.m.

Thursday, March 14

SEC Tournament Game 3	SEC Network	1:00 p.m.
SEC Tournament Game 4	SEC Network	3:00 p.m.
SEC Tournament Game 5	SEC Network	7:00 p.m.
SEC Tournament Game 6	SEC Network	9:00 p.m.

Friday, March 15

SEC Tournament Game 7	ESPN	1:00 p.m.
SEC Tournament Game 8	ESPN	3:00 p.m.
SEC Tournament Game 9	SEC Network	7:00 p.m.
SEC Tournament Game 10	SEC Network	9:00 p.m.

Saturday, March 16

SEC Tournament Game 11	ESPN	1:00 p.m.
SEC Tournament Game 12	ESPN	3:00 p.m.

Sunday, March 17

Championship Game (Game 13)	ESPN	1:00 p.m.
-----------------------------	------	-----------

VANDERBILT

The
Princeton
Review®

BY THE NUMBERS

#15 NATIONAL UNIVERSITY

#1 HAPPIEST STUDENTS

#2 BEST QUALITY OF LIFE

#5 BEAUTIFUL CAMPUS

#6 COLLEGE CITY STUDENTS LOVE

#6 CAMPUS/CITY RELATIONS

BRIDGE





VANDERBILT

BASKETBALL 18-19



NOV. 6	WINTHROP	JAN. 5	OLE MISS	FEB. 16	AUBURN
NOV. 11	USC	JAN. 9	GEORGIA	FEB. 19	TENNESSEE
NOV. 16	ALCORN STATE	JAN. 12	KENTUCKY	FEB. 23	ALABAMA
NOV. 19	LIBERTY	JAN. 16	SOUTH CAROLINA	FEB. 27	FLORIDA
NOV. 23	KENT STATE	JAN. 19	MISSISSIPPI STATE	MAR. 2	TEXAS A&M
NOV. 27	SAVANNAH STATE	JAN. 23	TENNESSEE	MAR. 6	ARKANSAS
DEC. 1	N.C. STATE	JAN. 26	OKLAHOMA	MAR. 9	LSU
DEC. 5	MIDDLE TENNESSEE	JAN. 29	KENTUCKY	MAR. 13-17	SEC TOURNAMENT
DEC. 17	ARIZONA STATE	FEB. 2	MISSOURI	MAR. 19-APR. 8	NCAA TOURNAMENT
DEC. 22	KANSAS STATE	FEB. 5	ARKANSAS		
DEC. 29	TENNESSEE STATE	FEB. 9	ALABAMA	HOME GAME	@VANDYMBB
DEC. 31	UNC ASHEVILLE	FEB. 13	FLORIDA	AWAY GAME	

TICKETS AVAILABLE AT VUCOMMODORES.COM



DARIUS GARRI



MATT RYAN



SINSOOLA SHITTU



DARIUS GARRI



DIVE

ALL GAMES CAN BE HEARD LIVE ON

TALKRADIO
98.3
FM WABC