



2020-21

Multi-Sport Record Book

Football

Softball

M. Basketball

W. Volleyball

W. Basketball

W. Soccer

Baseball

Track & Field

#FEARTHEBRAVE



MAGNOLIA BLUFFS
CASINO HOTEL
NATCHEZ, MS

**PROUDLY SUPPORTS ALL OF
OUR STUDENTS & ATHLETES AT**

**ALCORN STATE
UNIVERSITY**



1-888-505-5777 | magnoliabluffscasinos.com |  

Must be 21 years of age or older. Gambling problem? Call 1-888-777-9696.

GENERAL INFORMATION

TABLE OF CONTENTS

About Alcorn State University 4
 adidas 5
 President Dr. Felecia M. Nave 6
 Director of Athletics Derek J. Horne 7

FOOTBALL 8-59

All-Time Head Coaches & Home Venues..... 10
 Year-By-Year Results Since Joining the SWAC 11
 Marino Casem..... 12
 Year-By-Year Schedules 14-20
 Results at Spinks-Casem Stadium 22-23
 All-Time Series Records 24-25
 Jack Spinks..... 25
 Team-By-Team Results 26-29
 National Award Winners 30
 SWAC Award Winners 31
 All-Time All-SWAC First-Team Honorees..... 32-35
 Career Record Holders..... 36-37
 Single-Season Record Holders 37
 Single Game Record Holders 38
 All-Time Letterman 39-53
 Highest Scoring Games..... 53
 Braves in the NFL 54-55
 Steve McNair 56-57
 Alcorn Band, The Sounds of Dyn-O-Mite..... 58

MEN'S BASKETBALL..... 60-91

Program Overview 61
 Davey L. Whitney Complex 62-63
 All-Time Head Coaches..... 64
 Record Book 65-69
 Larry Smith Inducted into MS HOF 70-71
 Year-By-Year Schedules 72-84
 Braves in the NBA 82
 100-Point Scoring Games 85
 All-Time Series Records 86-87
 A.J. Mosby 3X3U..... 87
 All-Conference Selections/SWAC Awards..... 88
 All-Time Roster 89-91

WOMEN'S BASKETBALL..... 92-111

All-Time Head Coaches..... 93
 Shirley Gibbs-Walker 94
 Record Book 95-97
 Year-By-Year Schedules 98-107
 100-Point Scoring Games 107
 All-Time Series History..... 108
 All-Conference Selections/SWAC Awards..... 109
 All-Time Roster 110-111

BASEBALL..... 112-132

Year-By-Year & All-Time Head Coaches..... 113
 Foster Field at McGowan Stadium 114
 Record Book 115-119
 Year-By-Year Schedules 120-131
 All-Time Series History..... 132

SOFTBALL..... 133-152

All-Time Head Coaches & Team Records..... 134
 Record Book 135-142
 Year-By-Year Schedules 143-150
 All-Time Roster 150-151
 All-Time Series Records 152

VOLLEYBALL 153-167

All-Time Head Coaches..... 154
 Record Book 154-158
 Year-By-Year Schedules 159-165
 Millicent Sylvan 160
 All-Time Series Records 166
 All-Time Roster 167

SOCCER..... 168-177

All-Time Head Coaches & Team Records..... 169
 Record Book 170-172
 Year-By-Year Schedules 173-175
 All-Time Roster 176-177
 All-Time Series Records 177

MEN'S & WOMEN'S TENNIS CHAMPIONSHIPS ... 179

MEN'S & WOMEN'S TRACK & FIELD..... 178, 180-83

Men's School Records 180
 Women's School Records 181
 Catching Up with Track Star Jerry Sims 182-83

DID YOU KNOW 184

Muhammad Ali..... 184
 Medgar Evers 184

RECORD BOOK CREDITS

The 2020-21 Alcorn Multi-Sport Record Book was created by Robbie Kleinmuntz, Assistant Athletic Director for Sports Information.

PHOTOGRAPHY

- Alcorn Sports Information	- Michael Jackson
- Alcorn Yearbooks	- Al Johnson
- JB Carter	- Michael D. Jones
- James Cistrunk	- Kayla MaDonna
- Jared Gilmore	- SWAC Conference
- Ken Gordon	- Cedric Tillman
- Larry Hubbard	- USA Today

GENERAL INFORMATION

ABOUT ALCORN STATE UNIVERSITY

Alcorn is the oldest public historically black land-grant institution in the United States and the second-oldest state-supported institution of higher learning in Mississippi. Alcorn University was founded in 1871 as a result of the people of Mississippi's efforts to educate the descendants of formerly enslaved Africans. It was named in honor of the sitting governor of Mississippi, James L. Alcorn.

Alcorn is situated in Claiborne County, seven miles west of Lorman, 80 miles south of the capital city of Jackson, 45 miles south of Vicksburg, and 40 miles north of Natchez. The site was originally occupied by Oakland College, a school established by Presbyterians in 1828; the state of Mississippi purchased the Oakland campus for \$40,000 and named it Alcorn University. Hiram R. Revels resigned his seat as a United States senator to become the University's first president. The state legislature provided \$50,000 cash annually for the University's first 10 years to support its establishment and overall operation. Additionally, 30 acres of land were sold for \$188,928; Alcorn received three-fifths of the proceeds, or \$113,400. This funding was used for Alcorn's agricultural and mechanical components.

Initially, the institution's three major study components were the four-year college track, the two-year college track, and the three-year graded track. Students spent the morning, from seven o'clock until noon, in classes. In the afternoon, they worked in various University shops for eight cents per hour. Room and board, including laundry, cost about \$5 a month.

In 1878, Alcorn University became Alcorn Agricultural and Mechanical College. The college was exclusively for males at first, but eventually women were admitted. A dormitory for women was built in 1902. Over time, facilities increased from three historic buildings to more than 80 structures. The original purchase of 225 acres of land grew to a campus of more than 1,700 acres.

In 1974, Alcorn Agricultural and Mechanical College became Alcorn State University. Governor William L. Waller signed House Bill 298, granting this status. Alcorn has thrived by continuously accomplishing dynamic goals and objectives despite limited resource allocations from the state. By the early 1990s, Alcorn's

physical plant and academic programs evolved into a more diversified University. The student population is now representative of more than 65 counties, more than 30 states, and at least 18 foreign countries. The University provides an undergraduate education that enables students to successfully pursue work in graduate and professional schools, engage in teaching, and enter other professions.



As Mississippi recognized the importance of educating all citizens, Alcorn has gained status and importance. From the original eight faculty members in 1871, the University has grown to more than 800 faculty and staff. The student body has increased from 179 students to more than 4,000 students with varied ethnic backgrounds. Although early graduates of Alcorn had limited horizons, today's graduates are successful in their chosen professions, and many are outstanding entrepreneurs. Throughout Alcorn's history, the leadership and faculty remained committed to enhancing the institution's image and attracting young people whose interest is the pursuit and receipt of a quality education. Over the decades, "the college that excelled against great odds" has become one of the leading universities in the nation. Alcorn State University operates divisions with degree programs in more than 50 areas, including the bachelor's, master's, doctoral and educational specialist degrees.

The collaborative strength and contributions of Alcorn's past 19 presidents during its nearly 150 years of existence have enabled the institution to excel. Beginning in the 2019-20 school year, the Mississippi Board of Trustees of State Institutions of Higher Learning voted unanimously to appoint Dr. Felecia M. Nave as Alcorn State University's 20th president. President Nave's background and vision are strategically aligned with Alcorn's history and tradition. She is poised to expeditiously move Alcorn State University to the next level of excellence.

Courtesy of Dr. Josephine M. Posey
ASU History Research Associate
Against Great Odds: The History of Alcorn State University (1994)
Succeeding Against Great Odds: Alcorn State University in Its Second Century (2017)





ADIZERO



DR. FELECIA M. NAVE

UNIVERSITY PRESIDENT



Dr. Felecia M. Nave is the 20th President of Alcorn State University, where she serves as the chief executive officer of the nation's oldest public land-grant HBCU in Lorman, Mississippi. Nave has administrative oversight for Alcorn's 1,700-acre Lorman campus and branch locations in Natchez and Vicksburg, Mississippi.

Prior to her appointment as Alcorn's president, as provost and vice chancellor for Academic Affairs at North Carolina Central University, she served as the university's chief academic officer, developing, managing and providing oversight for all academic degree programs at the university. The university includes seven colleges and schools, including a law school. The university enrolls approximately 8,100 students, supported by over 564 full-time and part-time faculty and more than 450 professional and administrative staff.

In addition, Nave provided leadership of the existing inventory of degree programs, development of new degree programs and fully online programs, ensuring academic rigor and integrity and supervised program and accreditation reviews, both regional and specialized. She also supervised scholarship and key research activity for the university in collaboration with the associate vice chancellor for Research and Sponsored Programs.

Nave's responsibilities included fundraising activities, expanding external partnerships and growing alumni relations. She also managed all student services functions, including recruitment, admission, registrar, financial aid, academic engagement and student success.



Prior to joining North Carolina Central University, Nave served in various academic and administrative roles at Prairie View A&M University in Prairie View, Texas from 2003 until 2018. These roles included tenure-track assistant professor, tenured associate professor, tenured professor of chemical engineering, interim assistant dean of the Roy G. Perry College of Engineering, associate provost and associate vice president for Academic Affairs, provost and senior vice president for Academic Affairs, and director of special initiative for Faculty Development.

Some of Nave's awards include University of Toledo Department of Chemical Engineering Outstanding Alumna Award, 2019; AIChE MAC Eminent Scholars Award, 2017; Top 30 Influential Women of Houston Award, 2015; Who's Who in Black Houston, 2015; and Diverse Issues Emerging Scholars Under 40, 2013.

Nave graduated cum laude with a bachelor's degree in chemistry from Alcorn State University in 1996. She holds a master's degree in chemical and environmental engineering and a doctorate in engineering, both from the University of Toledo in Toledo, Ohio.

She is married to Mr. Tracie Nave and they have four children, Jaylon, Justin, Kennedy, and Jonathan.



DEREK J. HORNE

DIRECTOR OF ATHLETICS



Entering his seventh season in 2020-21 as Director of Intercollegiate Athletics, Derek J. Horne has made a significant impact at Alcorn State University both athletically and academically. Horne accepted the position in August 2014.

During his tenure, the football program has won the SWAC East Division in all six seasons, and the SWAC Championship in

four of the six years. Horne saw instant success in 2014 as the football team won their first SWAC Championship in 20 years. Shortly after claiming the SWAC title, the team was named the 2014 Black College Football National Champions.

The following year, the Alcorn football program would dominate the conference again by repeating as SWAC East Division Champions and reclaiming the SWAC Championship. The Braves played in the inaugural Air Force Reserve Celebration Bowl in 2015.

Most recently, the Braves won back-to-back SWAC Championships and made consecutive appearances in the Celebration Bowl in 2018 and 2019. Alcorn became the first-ever institution to host a SWAC Championship game and did so two straight years, and also the first school to play in six consecutive SWAC Championships.

In addition to football, several other sports have made tremendous strides over the last five years. The Alcorn women's tennis program reached the finals of the SWAC Championships in back-to-back years (2018 & 2019). It came after the Lady Braves won the SWAC Championship in 2016.

In softball, the Lady Braves have gone four consecutive years in league play without a losing season, which had never been done before in program history. Alcorn won back-to-back SWAC East Division titles in 2017 & 2018, which came after head coach Josef Rankin won SWAC Coach of the Year in 2016. The program is 44-27 SWAC since 2016.

Rankin is one of five different coaches who have won SWAC Coach of the Year honors under Horne. Men's basketball coach Montez Robinson won in 2016-17 after a second-place finish in the SWAC regular season and a run to the finals of the SWAC Championship. Anthony Dodgen won after his SWAC Championship victory in 2016. In men's golf, Danny Forshey earned the honors in 2017 after coaching the Braves to their highest-ever finish at the SWAC Championships. Daniel Racioppa became the first-ever SWAC individual champion

from Alcorn, and the first to compete at NCAA Regionals. Most recently, football coach Fred McNair was tabbed SWAC Coach of the Year in 2018.

Alcorn has also shined academically during Horne's tenure. In 2018-19, 133 student-athletes scored above a 3.0 GPA, followed by 149 in 2019-20. Of the 15 sports on campus, 13 achieved a cumulative GPA above 3.0. Furthermore, four teams tallied a perfect 1,000 APR score which was the most in both the SWAC and among Division I HBCUs.

Since 2016, Alcorn has awarded degrees to 203 student-athletes. In 2017-18, 74 student-athletes earned degrees which were the most in the institution's recorded history. Alcorn followed it up in 2018-19 with 65 graduates. Additionally, the University exceeded academic progress rate benchmarks released by the NCAA in May, 2017 & 2018.

Prior to joining Alcorn, Horne successfully led the Florida A&M Rattler athletics program as director of athletics for three years after spending 15 years in athletic administration at the University of Mississippi. He joined the staff of University of Mississippi in 1995 as assistant athletic director and was promoted to senior associate athletic director during that tenure.


Horne is a 1987 graduate of the University of Mississippi, where he was a four-year letterman on the basketball team from 1983-1986. As a senior, he earned Academic All-Southeastern Conference (SEC) accolades and led his squad as team captain.

Horne is a native of Quitman, Georgia. He is married to the former Sheila Mosley of New Albany, Mississippi and they have one son, Christopher.





FOOTBALL





**2018 & 2019
SWAC CHAMPIONS**

FOOTBALL

17 CONFERENCE CHAMPIONSHIPS

- 1947 - SCAC
- 1950 - SCAC
- 1951 - SCAC
- 1952 - SCAC
- 1968 - SWAC
- 1969 - SWAC
- 1970 - SWAC
- 1974 - SWAC
- 1976 - SWAC
- 1979 - SWAC
- 1984 - SWAC
- 1992 - SWAC
- 1994 - SWAC
- 2014 - SWAC
- 2015 - SWAC
- 2018 - SWAC
- 2019 - SWAC

SIX DIVISION CHAMPIONSHIPS

- 2014 - SWAC East Division
- 2015 - SWAC East Division
- 2016 - SWAC East Division
- 2017 - SWAC East Division
- 2018 - SWAC East Division
- 2019 - SWAC East Division

FIVE BLACK COLLEGE NATIONAL CHAMPIONSHIPS


- 1968
- 1969
- 1974
- 1984
- 2014

THREE FCS PLAYOFFS & FOUR BOWL APPEARANCES

- 1968 - Orange Blossom Bowl
(Win, 36-9 over Florida A&M)
- 1984 - Playoffs
- 1992 - Playoffs
- 1994 - Playoffs
- 2015 - Celebration Bowl
- 2018 - Celebration Bowl
- 2019 - Celebration Bowl


HEAD COACHES BY CHRONOLOGICAL ORDER

- | | |
|--------------------------------|----------------------------------|
| Octavius T. Henderson (1921) | E. E. Simmons (1958–1959) |
| O. A. Ross (1922–1933) | Franklin Purnell (1960–1963) |
| W. Morton (1934–1935) | Marino Casem (1964–1985) |
| A.A. Abraham (1936, 38, 41-42) | Theophilus Danzy (1986–1990) |
| L. Harris (1937, 1939-40) | Cardell Jones (1991–1997) |
| [No team] (1943–1944) | Johnny Thomas (1998–2007) |
| J. Anderson (1945) | Ernest T. Jones (2008) |
| Reuben Alba (1946) | Earnest Collins, Jr. (2009–2010) |
| W. Felix Harris (1947) | Melvin Spears (2011) |
| Dwight Fisher (1948–1956) | Jay Hopson (2012–2015) |
| W. Broadus (1957) | Fred McNair (2016-Present) |



HEAD COACHES BY WINS

- | | |
|--|---------------------------------|
| 1. Marino Casem, 132-65-8 | 11. L. Harris, 10-10-1 |
| 2. Dwight Fisher, 55-28-7 | 12. Earnest Collins Jr., 8-12-1 |
| 3. O.A. Ross, 44-15-12 | 13. O.T. Henderson, 4-0 |
| 4. Cardell Jones, 43-31-2 | 14. E.E. Simmons, 3-14 |
| 5. Johnny Thomas, 34-43 | t15. Ernest T. Jones, 2-10 |
| 6. Jay Hopson, 32-17*
(2012-13 vacated) | t15. Melvin Spears, 2-8 |
| 7. Fred McNair, 30-19 | t17. W. Morton, 1-7-1 |
| 8. Theo Danzy, 26-22 | t17. Reuben Alba, 1-8 |
| t9. A.A. Abraham, 14-8-7 | t17. W. Broadus, 1-8 |
| t9. Franklin Purnell, 14-20 | 20. J. Anderson, 0-2 |



HOME VENUES

Henderson Stadium (40 years). The stadium opened in 1952 after O.T. Henderson, the first coach, with a peak capacity of 10,000. It remained the home of the Alcorn State University track & field program until 2018 when it was renamed as the Mildrette Netter-White Track & Field.


Spinks-Casem Stadium (28 years). It was constructed by architect Cooke Douglass Farr Lemons and opened it 1992. It has a playing surface of natural grass with a capacity of 22,500. The stadium is also the home of the Alcorn State soccer program. It is named after John Robert "Jack" Spinks (Aug. 15 1930 - Sept. 29, 1994) who played five seasons in the NFL. He was the first-ever Brave to play in the NFL and was drafted by the Pittsburgh Steelers in 1952.

All-Time Classifications

- 1964-1969: NAIA Division I
- 1965-1972: NCAA College Division
- 1973-1976: NCAA Division II
- 1977: NCAA Division I
- 1978-present: NCAA Division I-AA/FCS

All-Time Conference Membership





- 1921-1942: Independent
- 1945-1962: South Central Athletic Conference (SCAC)
- 1962-present: Southwestern Athletic Conference (SWAC)



FOOTBALL

YEAR-BY-YEAR RESULTS SINCE JOINING THE SWAC

Year	Head Coach	Overall	SWAC	Place	Postseason
1962	Franklin Purnell	4-5	2-5	7th	
1963	Franklin Purnell	3-7	0-7	8th	
1964	Marino Casem	5-5	3-4	T-4th	
1965	Marino Casem	3-5-1	2-4-1	7th	
1966	Marino Casem	5-3-2	2-3-2	7th	
1967	Marino Casem	4-5	3-4	T-5th	
1968§	Marino Casem	9-1	6-1	T-1st	Orange Blossom Classic
1969§	Marino Casem	8-0-1	6-0-1	1st	
1970	Marino Casem	8-1	6-0	1st	
1971	Marino Casem	6-3	4-2	3rd	
1972	Marino Casem	5-3-1	4-1-1	3rd	
1973	Marino Casem	7-2-1	3-2-1	3rd	
1974§	Marino Casem	9-2	5-1	T-1st	
1975	Marino Casem	6-3-1	3-3	T-4th	
1976	Marino Casem	8-2	5-1	1st	
1977	Marino Casem	3-8	2-4	T-4th	
1978	Marino Casem	5-4-1	2-3-1	4th	
1979	Marino Casem	8-2	5-1	T-1st	
1980	Marino Casem	6-4	3-3	T-3rd	
1981	Marino Casem	5-5	3-3	4th	
1982	Marino Casem	5-6	3-3	4th	
1983	Marino Casem	7-3	4-3	5th	
1984§	Marino Casem	9-1	7-0	1st	NCAA Division I-AA Quarterfinal
1985	Marino Casem	7-3	5-2	3rd	
1986	Theophilus Danzy	5-5	5-2	2nd	
1987	Theophilus Danzy	6-3	5-2	2nd	
1988	Theophilus Danzy	6-4	4-3	T-3rd	
1989	Theophilus Danzy	7-3	5-2	T-2nd	
1990	Theophilus Danzy	2-7	2-4	T-5th	
1991	Cardell Jones	7-2	4-2-1	2nd	
1992	Cardell Jones	7-4	7-0	1st	NCAA Division I-AA Playoffs
1993	Cardell Jones	8-3	6-1	2nd	
1994	Cardell Jones	8-3-1	6-1	T-1st	NCAA Division I-AA Playoffs
1995	Cardell Jones	4-7	3-4	5th	
1996	Cardell Jones	4-7	3-4	5th	
1997	Cardell Jones	4-7	4-4	T-4th	
1998	Johnny Thomas	5-6	3-5	T-6th	
1999	Johnny Thomas	3-7	1-3	T-3rd (E)	
2000	Johnny Thomas	0-11	0-5	5th (E)	
2001	Johnny Thomas	6-5	5-2	3rd (E)	
2002	Johnny Thomas	6-5	4-4	3rd (E)	
2003	Johnny Thomas	7-5	5-2	2nd (E)	
2004	Johnny Thomas	7-4	4-3	3rd (E)	
2005	Johnny Thomas	6-5	5-4	3rd (E)	
2006	Johnny Thomas	6-5	5-4	3rd (E)	
2007	Johnny Thomas	2-8	2-7	4th (E)	
2008	Ernest T. Jones	2-10	2-8	4th (E)	
2009	Earnest Collins Jr.	3-6-1	3-4-1	2nd (E)	
2010	Earnest Collins Jr.	5-6	4-5	3rd (E)	
2011	Melvin Spears	2-8	1-8	4th (E)	
2012*	Jay Hopson	*4-7	4-5	5th (E)	
2013*	Jay Hopson	*9-3	7-2	T-2nd (E)	
2014§	Jay Hopson	10-3	7-2	1st/1st (E)	
2015	Jay Hopson	9-4	7-2	1st/1st (E)	Celebration Bowl
2016	Fred McNair	5-6	5-4	2nd/1st (E)	
2017	Fred McNair	7-5	5-2	2nd/1st (E)	
2018	Fred McNair	9-4	6-1	1st/1st (E)	Celebration Bowl
2019	Fred McNair	9-4	6-1	1st/1st (E)	Celebration Bowl



* Wins vacated by NCAA | § Black National Champions (Five Times)

FOOTBALL

ALCORN DEEPLY SADDENED BY LOSS OF LEGENDARY MARINO CASEM

One of the most iconic figures in the history of Alcorn State University athletics, Marino Casem passed away in his home in April 2020 at the age of 85.

Known as "The Godfather", Casem was the head football coach at Alcorn for 22 seasons and served as director of athletics for 20 years. He's the winningest football coach in the history of Alcorn athletics, amassing a record of 132-65-8 from 1964-1985.

During his coaching tenure, Alcorn won seven SWAC football championships and Casem was named SWAC Coach of the Year seven times. He also coached the Braves to four Black National Titles in 1968, 1969, 1974 and 1984.

As an athletic director, Casem led the effort in building the Davey L. Whitney Complex, the home to the Alcorn basketball and volleyball programs. It opened in 1975.

Alcorn plays its home football games in a stadium named in his honor, Jack Spinks-Marino Casem Stadium. Casem first arrived at Alcorn as an assistant coach in 1959, along with Spinks, and the two were close friends.



Casem was named to the SWAC Hall of Fame in 1992, Alcorn Hall of Fame in 1993, College Football Hall of Fame in 1998 and Mississippi Sports Hall of Fame in 2003.



Walter Payton, Marino Casem, Gary Johnson

THE OFFICIAL ONLINE STORE FOR
ALCORN STATE UNIVERSITY!
ALCORNSPORTSGEAR.COM



FOOTBALL

YEAR-BY-YEAR SCHEDULES

1921 (Octavius T. Henderson), 4-0
 1922 (O.A. Ross), 2-0
 1923 (O.A. Ross) 5-0
 1924 (O.A. Ross) 4-1-1
 1925 (O.A. Ross) 1-3-3
 1926 (O.A. Ross) 3-2-2
 1927 (O.A. Ross) 1-4
 1928 (O.A. Ross) 5-1-1
 1929 (O.A. Ross) 4-1-2
 1930 (O.A. Ross) 3-2-1
 1931 (O.A. Ross) 6-0
 1932 (O.A. Ross) 5-1-1
 1933 (O.A. Ross) 5-0-1
 1934 (W. Morton) 0-2-1
 1935 (W. Morton) 1-5
 1936 (A.A. Abraham) 2-1-4
 1937 (L. Harris) 5-3-1
 1938 (A.A. Abraham) 6-0-2
 1939 (L. Harris) 5-4
 1940 (L. Harris) 0-3
 1941 (A.A. Abraham) 3-5-1
 1942 (A.A. Abraham) 3-2
 1943 NO TEAM-WAR
 1944 NO TEAM-WAR
 1945 (J. Anderson) 0-2-0

1946 (Reuben Alba), 1-8

Alabama A&M	L, 19-14
Philander Smith	L, 28-0
Jackson State	L, 6-0
Lemoyne Owen	L, 38-6
Miss Industrial	L, 12-6
Rust	L, 20-0
Southern Christian	W, 69-0
Grambling State	L, 41-0
Tougaloo	L, 31-0

1947 (Lerroy Harris), 9-1

SCAC CHAMPIONS

Central Louisiana	W, 66-0
Rust	W, 24-0
Philander Smith	W, 20-0
Southern Christian	W, 75-0
Miss. Industrial	W, 19-0
Jackson State	W, 13-0
Tougaloo	W, 70-0
Tennessee State	L, 66-7
Tillotson	W, 13-6
Leland	W, 26-7

1948 (Dwight Fisher), 6-5-1

Central Louisiana	W, 54-0
Dunbar	W, 33-0
Tennessee State	L, 48-0
Jarvis	L, 12-14
Philander Smith	L, 26-7
Miss. Industrial	W, 19-6
Jackson State	L, 12-0
Tougaloo	W, 19-12
Rust	T, 6-6
Tillotson	L, 13-0
Leland	W, 50-0
Arkansas Baptist	W, 20-6

1949 (Dwight Fisher), 6-2-2

Campbell	W, 46-6
Jarvis	W, 19-0
Philander Smith	W, 32-0
Miss. Industrial	W, 60-13
Jackson State	L, 6-12
Tougaloo	W, 27-12
Rust	W, 45-6
Tillotson	T, 20-20

Grambling State	T, 7-7
Florida A&M	L, 55-7

1950 (Dwight Fisher), 8-2

SCAC CHAMPIONS

Bishop	W, 31-14
Wiberforce	L, 7-6
Edward Waters	W, 60-0
Philander Smith	W, 39-0
Miss. Industrial	W, 24-0
Jackson State	W, 19-14
Tougaloo	W, 46-2
Lincoln	W, 45-6
Paul Quinn	W, 38-12
Tillotson	L, 7-6

1951 (Dwight Fisher), 8-3

SCAC CHAMPIONS

Bishop	W, 44-0
Kentucky State	W, 16-9
Southern	W, 19-3
Philander Smith	W, 10-0
Miss. Industrial	W, 32-6
Jackson State	W, 18-6
Tougaloo	W, 25-0
Lincoln	L, 25-14
Texas Southern	L, 19-14
Paul Quinn	W, 13-0
Morris Brown	L, 21-0

1952 (Dwight Fisher), 6-5

SCAC CHAMPIONS

Paul Quinn	W, 39-0
Southern	L, 27-6
Miss. Industrial	W, 19-10
Texas College	L, 25-9
Jackson State	W, 13-0
Lincoln	L, 14-12
Arkansas AM&N	W, 33-13
Texas Southern	L, 19-0
Tougaloo	W, 39-0
Grambling State	L, 27-13

1953 (Dwight Fisher), 3-5-1

Paul Quinn	W, 21-0
Southern	L, 33-0
Miss. Industrial	W, 19-13
Texas College	L, 6-0
Lincoln	L, 47-0
Arkansas AM&N	T, 6-6
Southern	L, 14-6
Tougaloo	W, 76-0
Jackson State	L, 19-0



1927 TEAM

FOOTBALL

YEAR-BY-YEAR SCHEDULES

1954 (Dwight Fisher), 6-2-2

Miss. Vocational	W, 6-0
Grambling State	W, 26-6
Southern	L, 19-0
Miss. Industrial	W, 20-6
Texas College	W, 13-12
Lincoln	L, 14-6
Arkansas AM&N	T, 0-0
Texas Southern	T, 6-6
Tougaloo	W, 37-6
Jackson State	W, 19-13

1955 (Dwight Fisher), 5-5-1

Miss. Vocational	W, 25-12
Grambling State	L, 13-6
Southern	T, 18-18
Miss. Industrial	L, 19-13
Jackson State	L, 14-0
Texas College	W, 15-0
Lincoln	L, 14-6
Arkansas AM&N	W, 19-2
Tennessee State	L, 26-18
Tougaloo	W, 46-0
Paul Quinn	W, 10-0

1956 (Dwight Fisher) 4-6

Miss. Vocational	L, 24-0
Grambling State	L, 33-12
Southern	L, 36-13
Miss. Industrial	W, 37-10
Jackson State	L, 37-20
Wiley	W, 18-14
Paul Quinn	W, 33-21
Arkansas AM&N	L, 12-8
Tennessee State	L, 52-6

1957 (W. Broadus), 0-5

Grambling State	L, 53-0
Southern	L, 47-0
Jackson State	L, 40-0
Mississippi Valley	L, 21-6
Arkansas AM&N	L, 13-7

1958 (E.E. Simmons), 0-9

Grambling State	L, 48-6
Southern	L, 56-0
Mississippi Valley	L, 13-9
Jackson State	L, 69-6
Miss. Industrial	L, 8-6
Wiley	L, 75-0
Arkansas AM&N	L, 26-6
Paul Quinn	L, 12-8
Rust	L, 20-0

1959 (E.E. Simmons), 3-5

Leland	W, 42-6
Rust	W, 8-6
Wiley	L, 16-6
Jackson State	L, 21-12
Mississippi Valley	W, 20-8
Miss. Industrial	L, 8-6
Arkansas AM&N	L, 39-12
Paul Quinn	L, 31-6

1960 (Franklin Purnell), 3-4-0

Arkansas AM&N	L, 34-0
Rust	W, 14-12
Wiley	L, 8-0
Jackson State	L, 26-0
Miss. Industrial	L, 19-12
Mississippi Valley	W, 8-6
Paul Quinn	W, 16-14

1961 (Franklin Purnell), 6-4

Arkansas AM&N	W, 20-18
Rust	W, 52-0
Wiley	W, 10-0
Mississippi Valley	W, 34-0
Miss. Industrial	W, 14-12
Prairie View A&M	L, 37-7
Paul Quinn	W, 20-0
Grambling State	L, 49-0
Jackson State	L, 28-20

1962 (Franklin Purnell), 4-5 (2-5 SWAC)

Rust	W, 52-0
Wiley	L, 28-7
Jackson State	L, 34-0
Texas Southern	W, 39-15
Southern	W, 21-14
Arkansas AM&N	L, 10-7
Mississippi Valley	W, 21-13
Prairie View A&M	L, 56-7
Grambling State	L, 48-7

1963 (Franklin Purnell) 3-7 (0-7 SWAC)

Miss. Industrial	W, 31-16
Grambling State	L, 40-23
Wiley	L, 10-7
Rust	W, 29-6
Jackson State	L, 22-13
Texas Southern	L, 38-22
Southern	L, 27-19
Arkansas AM&N	L, 21-10
Mississippi Valley	W, 32-18
Prairie View A&M	L, 44-20

1964 (Marino Casem), 5-5, 3-4 SWAC

Grambling State	L, 32-14
Wiley	W, 14-6
Rust	W, 14-6
Jackson State	W, 27-8
Texas Southern	L, 26-24
Southern	W, 21-3
Arkansas AM&N	L, 28-10
Mississippi Valley	L, 8-6
Prairie View A&M	L, 44-0
Miss. Industrial	W, 50-0

1965 (Marino Casem) 3-5-1 (2-4 SWAC)

Grambling State	L, 26-13
Jackson State	L, 21-6
Wiley	W, 27-6
Texas Southern	W, 14-6
Southern	L, 41-7
Arkansas AM&N	L, 14-10
Mississippi Valley	W, 15-14
Bishop	L, 38-14
Prairie View A&M	L, 17-14

1966 (Marino Casem), 5-3-2 (2-3-2 SWAC)

Paul Quinn	W, 70-0
Grambling State	L, 14-13
Jackson State	T, 25-25
Wiley	W, 21-16
Texas Southern	L, 16-7
Southern	T, 14-14
Arkansas AM&N	L, 34-28
Mississippi Valley	W, 34-19
Prairie View A&M	W, 19-10
Bishop	W, 52-18

1967 (Marino Casem) 5-4 (3-4 SWAC)

Paul Quinn	W, 101-0
Grambling State	L, 13-7
Jackson State	L, 7-6
Wiley	W, 69-0
Texas Southern	L, 20-12
Southern	L, 10-7
Arkansas AM&N	W, 25-8
Mississippi Valley	W, 34-0
Prairie View A&M	W, 46-0

1968 (Marino Casem) 9-1-0 (6-1 SWAC)

NATIONAL BLACK CHAMPIONS	
SWAC CHAMPIONS	
Grambling State	W, 28-13
Jackson State	W, 30-6
Wiley	W, 60-5
Texas Southern	L, 35-21

FOOTBALL

YEAR-BY-YEAR SCHEDULES

Southern	W, 28-14
Arkansas AM&N	W, 53-0
Mississippi Valley	W, 40-0
Prairie View A&M	W, 19-6
Kentucky State	W, 40-0
Florida A&M	W, 36-9*

*Orange Blossom Classic

1969 (Marino Casem) 8-0-1 (6-0-1 SWAC)

NATIONAL BLACK CHAMPIONS

SWAC CHAMPIONS

Grambling State	W, 28-7
Kentucky State	W, 20-13
Texas Southern	W, 13-0
Lane	W, 43-0
Southern	W, 27-23
Mississippi Valley	W, 41-14
Arkansas AM&N	T, 23-23
Prairie View A&M	W, 29-14
Jackson State	W, 50-8

1970 (Marino Casem) 8-1-0 (6-0 SWAC)

SWAC CHAMPIONS

Tennessee State	L, 24-14
Grambling State	W, 10-7
N.C. Central	W, 27-0
Savannah State	W, 34-6
Texas Southern	W, 44-7
Southern	W, 14-0
Mississippi Valley	W, 40-14
Prairie View A&M	W, 27-3
Jackson State	W, 30-11

1971 (Marino Casem) 6-3-0 (4-2 SWAC)

Tennessee State	L, 18-7
Grambling State	L, 21-6
Texas Southern	W, 10-7
Lincoln	W, 55-13
Southern	W, 30-14
Bishop	W, 49-21
Prairie View A&M	W, 33-13
Mississippi Valley	W, 28-9
Jackson State	L, 35-29

1972 (Marino Casem) 5-3-1 (4-1-1 SWAC)

Grambling State	W, 9-6
Tennessee State	L, 40-13
Texas Southern	T, 7-7
Lincoln	L, 20-14
Southern	W, 40-3
Bishop	W, 34-0
Mississippi Valley	W, 23-13
Prairie View A&M	W, 13-0

Jackson State	L, 28-14
---------------	----------

1973 (Marino Casem) 7-2-1 (3-2-1 SWAC)

Arkansas-Pine Bluff	W, 31-14
Grambling State	L, 22-6
N.C. Central	W, 10-8
Texas Southern	T, 14-14
Lincoln	W, 21-0
Southern	W, 6-0
Bishop	W, 45-0
Mississippi Valley	W, 44-0
Prairie View A&M	W, 44-0
Jackson State	L, 21-7

1974 (Marino Casem) 9-2-0 (5-1 SWAC)

NATIONAL BLACK CHAMPIONS

SWAC CHAMPIONS

Arkansas-Pine Bluff	W, 24-12
Grambling State	W, 19-14
N.C. Central	W, 14-12
South Carolina St.	W, 14-0
Texas Southern	W, 37-34
Southern	W, 23-0
Bishop	W, 38-0
Mississippi Valley	W, 30-21
Prairie View A&M	W, 48-0
Jackson State	L, 13-19
UNLV	L, 22-35

1975 (Marino Casem) 6-3-1 (3-3 SWAC)

Grambling State	L, 27-3
Delaware State	L, 33-7
N.C. Central	W, 54-7
South Carolina St.	T, 7-7
Texas Southern	W, 15-0
Southern	L, 7-3
Bishop	W, 25-0
Prairie View A&M	W, 15-0
Mississippi Valley	L, 15-6
Jackson State	W, 12-6

1976 (Marino Casem) 8-2-0 (5-1 SWAC)

SWAC CHAMPIONS

Grambling State	W, 24-0
Angelo State	W, 22-14
N.C. Central	W, 23-7
South Carolina St.	L, 7-6
Texas Southern	W, 47-6
Bishop	W, 38-7
Mississippi Valley	W, 42-7
Prairie View A&M	L, 14-6
Southern	W, 3-0
Jackson State	W, 14-0

1977 (Marino Casem) 3-8-0 (2-4 SWAC)

Central Michigan	L, 39-7
Grambling State	L, 42-17
Alabama State	W, 15-7
Florida A&M	L, 28-7
South Carolina St.	L, 31-7
Texas Southern	L, 37-14
Southern	W, 23-0
Bishop	L, 16-21
Mississippi Valley	L, 12-10
Prairie View A&M	W, 31-12
Jackson State	L, 23-16

1978 (Marino Casem) 5-4-1 (2-3-1 SWAC)

Grambling State	L, 21-13
Alabama State	W, 16-12
Central Michigan	W, 24-16
South Carolina St.	L, 16-0
Texas Southern	T, 10-10
Southern	W, 16-7
Bishop	W, 36-7
Mississippi Valley	L, 15-7
Prairie View A&M	W, 28-7
Jackson State	L, 36-8

1979 (Marino Casem) 8-2-0 (5-1 SWAC)

SWAC CHAMPIONS

Alabama State	L, 6-5
Grambling State	L, 40-6
South Carolina St.	W, 20-9
Texas Southern	W, 9-3
Albany State	W, 21-2
Southern	W, 17-12
Bishop	W, 23-21
Mississippi Valley	W, 24-3
Prairie View A&M	W, 19-0
Jackson State	W, 9-7

1980 (Marino Casem) 6-4-0 (3-3 SWAC)

Alabama State	W, 14-3
Grambling	W, 29-27
South Carolina St.	L, 33-0
Texas Southern	W, 23-3
Albany State	W, 38-17
Southern	L, 15-7
Bishop	W, 26-7
Mississippi Valley	L, 29-17
Prairie View A&M	W, 38-11
Jackson State	L, 37-16

FOOTBALL

YEAR-BY-YEAR SCHEDULES

1981 (Marino Casem) 5-5-0 (3-3 SWAC)

Angelo State	L, 16-10
Grambling State	L, 13-10
Alabama State	L, 14-7
South Carolina St.	W, 24-20
Texas Southern	L, 24-17
Southern	W, 18-0
Bishop	W, 14-13
Mississippi Valley	W, 24-14
Prairie View A&M	W, 30-0
Jackson State	L, 13-10

1982 (Marino Casem) 5-6-0 (3-3 SWAC)

Alabama State	W, 21-6
Grambling State	L, 31-14
Angelo State	L, 28-9
South Carolina St.	L, 20-0
Texas Southern	W, 15-12
Northwestern State	L, 28-7
Southern	L, 17-12
Florida A&M	W, 23-13
Mississippi Valley	W, 41-34
Prairie View	W, 46-6
Jackson State	W, 20-16

1983 (Marino Casem) 7-3-0 (4-3 SWAC)

Grambling State	L, 28-0
Alabama State	W, 13-10
South Carolina St.	W, 18-13
Texas Southern	W, 27-13
Northwestern State	W, 24-20
Southern	L, 20-19
Florida A&M	W, 43-30
Mississippi Valley	L, 42-14
Prairie View A&M	W, 38-6
Jackson State	W, 24-17

1984 (Marino Casem) 9-1-0 (7-0 SWAC)

NATIONAL BLACK CHAMPIONS	
SWAC CHAMPIONS	
Grambling State	W, 27-13
Alabama State	W, 52-0
South Carolina St.	W, 41-6
Texas Southern	W, 45-16
Southern	W, 44-15
Florida A&M	W, 51-14
Mississippi Valley	W, 42-28
Prairie View A&M	W, 35-12
Jackson State	W, 17-13
Louisiana Tech	L, 44-21

1985 (Marino Casem) 7-3-0 (5-2 SWAC)

Grambling State	L, 30-20
Alabama State	W, 30-14
Stephen F. Austin	L, 42-12
South Carolina St.	W, 39-24
Texas Southern	W, 36-13
Southern	W, 23-13
Florida A&M	W, 28-7
Mississippi Valley	W, 35-28
Prairie View A&M	W, 41-7
Jackson State	L, 31-20

1986 (Theo Danzy) 5-5-0 (5-2 SWAC)

Stephen F. Austin	L, 28-14
Grambling State	L, 19-17
Alabama State	W, 24-17
South Carolina St.	L, 20-10
Texas Southern	W, 35-33
Florida A&M	L, 33-30
Southern	W, 14-13
Mississippi Valley	W, 17-13
Prairie View A&M	W, 35-20
Jackson State	L, 23-17

1987 (Theo Danzy) 6-3-0 (5-2 SWAC)

Grambling State	W, 28-24
Alabama State	L, 17-9
Nicholls State	L, 14-3
Texas Southern	W, 24-21
Southern	W, 19-17
Florida A&M	W, 17-15
Mississippi Valley	W, 21-13
Prairie View A&M	W, 20-19
Jackson State	L, 19-10

1988 (Theo Danzy) 6-4-0 (4-3 SWAC)

Grambling State	L, 27-13
Alabama State	L, 29-6
Abilene Christian	W, 34-13
Middle Tenn. State	W, 28-7
Lamar	L, 35-6
Southern	W, 27-7
Mississippi Valley	W, 24-3
Prairie View A&M	W, 26-7
Jackson State	L, 7-0

1989 (Theo Danzy) 7-3-0 (5-2 SWAC)

Grambling State	L, 35-30
Alabama State	W, 27-13
Abilene Christian	W, 31-21
Texas Southern	W, 40-15
Lamar	W, 32-16
Southern	W, 27-10

SW Missouri State	L, 59-19
Mississippi Valley	W, 39-6
Prairie View A&M	W, 56-7
Jackson State	L, 23-20

1990 (Theo Danzy) 2-7-0 (2-4 SWAC)

Grambling State	L, 42-13
North Texas	L, 20-7
Alabama State	L, 41-3
Arkansas-Pine Bluff	L, 25-7
Texas Southern	W, 31-26
SW Missouri State	L, 38-0
Southern	W, 24-14
Mississippi Valley	L, 24-23
Jackson State	L, 28-20

1991 (Cardell Jones) 7-2-1 (4-2-1 SWAC)

Grambling State	W, 27-22
Alabama A&M	W, 38-10
Hampton	W, 67-14
Howard	W, 46-27
Texas Southern	L, 26-7
Prairie View A&M	W, 61-0
Southern	W, 52-27
Mississippi Valley	T, 28-28
Jackson State	W, 18-16

1992 (Cardell Jones) 7-4-0 (7-0 SWAC)

SWAC CHAMPIONS

Grambling State	W, 35-33
Alabama State	W, 32-7
Howard	L, 48-42
Sam Houston	L, 28-27
Texas Southern	W, 46-36
Prairie View A&M	W, 63-0
Southern	W, 35-13
Jacksonville State	L, 59-45
Mississippi Valley	W, 31-0
Jackson State	W, 42-35
Louisiana-Monroe	L, 78-27

1993 (Cardell Jones) 8-3-0 (6-1 SWAC)

Grambling State	W, 25-24
Texas Southern	W, 44-41
Alabama State	W, 28-25
Howard	L, 38-36
Sam Houston	W, 31-24
Prairie View A&M	W, 31-10
Southern	L, 47-31
Jacksonville State	W, 41-36
Mississippi Valley	W, 28-20
Troy	L, 63-21
Jackson State	W, 31-22

FOOTBALL

YEAR-BY-YEAR SCHEDULES

1994 (Cardell Jones) 8-3-1 (6-1 SWAC)

SWAC CHAMPIONS

Grambling State	L, 61-58
Tenn.-Chattanooga	W, 54-28
Alabama State	W, 39-7
Sam Houston	L, 48-23
Mississippi Valley	W, 29-24
Texas Southern	W, 28-21
Prairie View A&M	W, 69-14
Southern	W, 41-37
Samford	T, 45-45
Troy	W, 47-44
Jackson State	W, 52-34
Youngstown State	L, 63-20

1995 (Cardell Jones) 3-6-1 (3-3-1 SWAC)


Grambling State	L, 39-17
Sam Houston	L, 44-7
Alabama State	T, 20-20
Arkansas-Pine Bluff	W, 44-28
Howard	L, 21-17
Prairie View A&M	W, 13-2
Southern	L, 61-51
Samford	L, 20-9
Mississippi Valley	W, 38-27
Jackson State	L, 28-7

1996 (Cardell Jones) 4-7 (3-4 SWAC)

Troy	L, 61-7
Grambling State	W, 31-6
Western Illinois	L, 34-17
Alabama State	W, 31-7
Samford	L, 14-13
Arkansas-Pine Bluff	W, 19-2
Prairie View A&M	W, 24-0
Texas Southern	L, 28-27
Southern	L, 21-14
Mississippi Valley	L, 16-6
Jackson State	L, 27-17

1997 (Cardell Jones) 4-7 (4-4 SWAC)

Troy	L, 30-0
Grambling State	W, 44-20
Western Illinois	L, 31-17
Alabama State	W, 20-7
Samford	W, 21-16
Arkansas-Pine Bluff	L, 20-10
Prairie View A&M	W, 24-9
Texas Southern	L, 10-7
Southern	L, 25-16
Mississippi Valley	W, 23-18
Jackson State	L, 54-15



CARDELL
JONES

1998 (Johnny Thomas) 5-6 (3-5 SWAC)

Grambling State	L, 11-0
Virginia State	W, 30-24
Alabama State	L, 41-21
Arkansas-Pine Bluff	L, 27-18
Morehouse	W, 27-13
Prairie View A&M	W, 45-36
Texas Southern	W, 21-14
Southern	L, 29-28
Mississippi Valley	W, 22-19
Alabama A&M	L, 21-12
Jackson State	L, 56-26

1999 (Johnny Thomas) 3-7 (1-3 SWAC)

Grambling State	L, 41-25
Alabama State	W, 38-27
Arkansas-Pine Bluff	L, 33-17
Morehouse	W, 41-27
Prairie View A&M	W, 61-0
Texas Southern	L, 23-21
Southern	L, 28-6
Mississippi Valley	L, 30-26
Alabama A&M	L, 35-26
Jackson State	L, 58-6

2000 (Johnny Thomas) 0-11 (0-7 SWAC)

Grambling State	L, 29-6
Alabama State	L, 35-28
Fort Valley State	L, 20-17
McNeese State	L, 41-12
Arkansas-Pine Bluff	L, 32-10
Prairie View A&M	L, 25-22
Texas Southern	L, 16-13
Southern	L, 30-14
Mississippi Valley	L, 12-3
Alabama A&M	L, 27-20
Jackson State	L, 30-14

2001 (Johnny Thomas) 6-5 (5-2 SWAC)

Grambling State	L, 37-22
Alabama State	W, 20-17
McNeese State	L, 54-14
Fort Valley State	L, 31-16
Samford	W, 17-7
Prairie View A&M	W, 48-20
Cal Poly State	L, 21-12
Mississippi Valley	W, 35-28
Alabama A&M	W, 40-35
Jackson State	L, 52-28
Arkansas-Pine Bluff	W, 17-10

2002 (Johnny Thomas) 6-5 (3-4 SWAC)


Arkansas-Pine Bluff	W, 34-24
Grambling State	L, 41-35
Hampton	W, 27-23
Alabama State	W, 48-37
Fort Valley State	W, 10-7
Prairie View A&M	W, 33-13
Samford	L, 34-25
Southern	W, 22-20
Mississippi Valley	L, 23-6
Alabama A&M	L, 27-20
Jackson State	L, 34-20

2003 (Johnny Thomas) 7-5 (5-2 SWAC)

Arkansas-Pine Bluff	W, 37-10
Grambling State	L, 40-28
Alabama State	L, 49-28
Stephen F. Austin	L, 60-7
Fort Valley State	L, 31-20
Prairie View A&M	W, 66-0
Texas Southern	L, 23-20
Southern	W, 36-34
SE Louisiana	W, 27-24
Mississippi Valley	W, 23-7
Alabama A&M	W, 20-15
Jackson State	W, 49-25

FOOTBALL

YEAR-BY-YEAR SCHEDULES



**DONALD
CARRIE**

2004 (Johnny Thomas) 7-4 (5-3 SWAC)

Grambling State	W, 34-28
North Carolina A&T	W, 16-13
Howard	L, 17-10
Alabama State	L, 41-8
Prairie View A&M	W, 26-15
Texas Southern	W, 30-0
Southern	L, 23-20
SE Louisiana	W, 33-27
Mississippi Valley	W, 31-30
Alabama A&M	L, 27-21
Jackson State	W, 16-14

2005 (Johnny Thomas) 6-5 (5-4 SWAC)

SE Louisiana	L, 48-21
Langston	W, 24-7
Alabama State	L, 38-3
Arkansas-Pine Bluff	L, 17-7
Prairie View A&M	W, 22-10
Texas Southern	W, 29-22
Southern	W, 38-16
Mississippi Valley	W, 38-36
Alabama A&M	L, 28-21
Jackson State	W, 31-14
Grambling State	L, 46-19

2006 (Johnny Thomas) 6-5 (5-4 SWAC)

UL Monroe	L, 24-6
Arkansas-Pine Bluff	L, 42-14
Alabama State	L, 33-28
Morehouse	W, 23-6
Prairie View A&M	W, 17-14
Texas Southern	W, 45-23
Southern	W, 26-10
Mississippi Valley	L, 28-25
Alabama A&M	L, 35-26

Jackson State	W, 32-31
Grambling State	W, 21-14

2007 (Johnny Thomas) 2-8 (2-7 SWAC)

Grambling State	L, 31-10
Arkansas-Pine Bluff	L, 21-3
UAB	L, 22-0
Alabama State	L, 28-25
Prairie View A&M	L, 17-7
Texas Southern	W, 22-20
Southern	L, 14-10
Mississippi Valley	W, 17-14
Alabama A&M	L, 24-20
Jackson State	L, 31-19

2008 (Ernest T. Jones) 2-10 (2-8 SWAC)

SE Louisiana	L, 34-28
Grambling State	L, 29-0
Troy	L, 65-0
Arkansas-Pine Bluff	W, 13-3
Southern	L, 15-12
New Mexico State	L, 45-10
Mississippi Valley	W, 35-21
Alabama A&M	L, 20-13
Texas Southern	L, 30-29
Alabama State	L, 24-17
Prairie View A&M	L, 37-3
Jackson State	L, 26-21

2009 (Earnest Collins) 3-6-1, 3-4-1 (SWAC)

Southern Mississippi	L, 52-0
Central Michigan	L, 48-0
Southern	L, 48-42
Arkansas-Pine Bluff	Tied*
Mississippi Valley	W, 32-10
Alabama A&M	W, 34-16
Alabama State	L, 24-17
Texas Southern	L, 51-21
Prairie View A&M	L, 34-14
Jackson State	W, 14-7

*game called off in the first quarter

2010 (Earnest Collins) 5-6, (4-5 SWAC)

Langston	W, 50-27
Mississippi Valley	W, 27-9
Alabama State	W, 41-21
Mississippi State	L, 49-16
Texas Southern	L, 30-20
Grambling State	L, 38-28
Arkansas-Pine Bluff	L, 39-35
Southern	W, 27-20
Alabama A&M	W, 41-24
Prairie View A&M	L, 35-27
Jackson State	L, 27-14

2011 (Melvin Spears) 2-8 (1-8 SWAC)

Grambling State	L, 21-14
Arkansas-Pine Bluff	L, 27-20
Mississippi Valley	W, 39-14
Texas Southern	L, 14-7
Alabama State	L, 31-23
Concordia Col.	W, 58-16
Southern	L, 30-14
Alabama A&M	L, 28-14
Prairie View A&M	L, 40-14
Jackson State	L, 51-7

*2012 (Jay Hopson) 4-7 (4-5 SWAC)

Grambling State	W, 22-21
JMU	L, 42-3
Arkansas-Pine Bluff	L, 24-6
Arkansas State	L, 56-0
Alabama State	L, 54-14
Southern	W, 20-17
Alabama A&M	W, 21-20
Prairie View A&M	L, 52-37
Mississippi Valley	L, 33-9
Texas Southern	W, 34-24
Jackson State	L, 37-11



**JAY
HOPSON**

*2013 (Jay Hopson) 9-3 (7-2 SWAC)

Edward Waters	W, 63-12
Mississippi State	L, 51-7
Mississippi Valley	W, 35-28
Arkansas-Pine Bluff	W, 21-16
Alabama State	L, 49-30
Warner State	W, 57-0
Grambling State	W, 48-0
Texas Southern	W, 20-13
Southern	W, 44-38
Alabama A&M	L, 19-18

FOOTBALL

YEAR-BY-YEAR SCHEDULES

Prairie View A&M W, 50-35
 Jackson State W, 48-33
**wins vacated by NCAA in 2012 & 2013*

2014 (Jay Hopson) 10-3 (7-2 SWAC)

NATIONAL BLACK CHAMPIONS
SWAC CHAMPIONS
SWAC EAST DIVISION CHAMPIONS

Lynchburg W, 55-7
 Southern Mississippi L, 26-20
 Louisiana College W, 52-10
 Mississippi Valley W, 52-9
 Southern W, 56-16
 Alabama State W, 33-7
 Grambling State L, 28-21
 Texas Southern W, 40-25
 Prairie View A&M W, 77-48
 Alabama A&M W, 41-14
 Arkansas-Pine Bluff W, 56-6
 Jackson State L, 34-31
 Southern W, 38-24

2015 (Jay Hopson) 9-4 (7-2 SWAC)

SWAC CHAMPIONS
SWAC EAST DIVISION CHAMPIONS

Georgia Tech L, 69-6
 Alabama State W, 31-14
 Mississippi Valley W, 55-14
 Concordia Col. W, 40-7
 Arkansas-Pine Bluff W, 61-14
 Grambling State L, 35-34
 Southern W, 48-7
 Prairie View A&M L, 40-34
 Texas Southern W, 65-13
 Alabama A&M W, 44-10
 Jackson State W, 14-10
 Grambling State W, 49-21
 North Carolina A&T L, 41-34*

**Air Force Reserve Celebration Bowl*



FRED
MCNAIR

2016 (Fred McNair) 5-6 (5-4 SWAC)

SWAC EAST DIVISION CHAMPIONS

Bethune-Cookman 13-7 Canceled*
 Alabama State W, 21-18
 Arkansas-Pine Bluff L, 45-43
 Grambling State L, 43-18
 #20 Arkansas L, 52-10
 Alabama A&M W, 42-19
 Texas Southern W, 23-20
 Southern L, 41-33
 Prairie View A&M L, 31-27
 Mississippi Valley W, 61-7
 Jackson State W, 35-16
 Grambling State L, 27-20

**Alcorn led 13-7 in the second quarter when the game was called due to lightning*

2017 (Fred McNair) 7-5 (5-2 SWAC)

SWAC EAST DIVISION CHAMPIONS

Miles College W, 50-21
 FIU L, 17-10
 McNeese State L, 34-27
 Southern W, 48-31
 Texas Southern W, 24-17
 Alabama State W, 24-10
 Prairie View A&M W, 34-21
 Grambling State L, 41-14
 Alabama A&M W, 47-22
 Mississippi Valley W, 59-0
 Jackson State L, 7-3
 Grambling State L, 40-32

2018 (Fred McNair) 9-4 (6-1 SWAC)

SWAC CHAMPIONS
SWAC EAST DIVISION CHAMPIONS

Georgia Tech L, 41-0
 Louisiana College W, 78-0
 Texas Southern W, 27-15
 Mississippi Valley W, 56-20
 Southern W, 20-3
 Alabama State L, 28-25
 Alabama A&M W, 35-26
 Grambling W, 33-26
 Prairie View A&M W, 27-13
 New Mexico State L, 52-42
 Jackson State W, 24-3
 Southern W, 37-28
 North Carolina A&T L, 24-22*

**Air Force Reserve Celebration Bowl*

2019 (Fred McNair) 9-4 (6-1 SWAC)

SWAC CHAMPIONS
SWAC EAST DIVISION CHAMPIONS

Southern Miss L, 38-10
 Mississippi College W, 45-7
 McNeese State L, 17-14
 Prairie View A&M W, 45-41
 Mississippi Valley State W, 45-19
 at Alabama State W, 35-7
 Savannah State W, 42-17
 Southern W, 27-13
 Grambling State L, 19-16 (OT)
 Alabama A&M W, 34-28
 Jackson State W, 41-6
 Southern W, 39-24
 North Carolina A&T L, 64-44*

**Celebration Bowl*



FELIX
HARPER

We don't just see a customer. We see you.

While other insurance companies just see a customer, we see a neighbor in our community. We're here to get to know who you really are so we can help life go right.
LET'S TALK TODAY.



Keith L. Thompson, Agent
603 Viola B Sanders Drive, Suite 400
Greenwood, MS 38930
Bus: 662-453-1470 Cell: 662-466-1155
www.keithlthompson.com



Marietta Wicks, Agent
3014 Allison Bonnett Memorial, Suite 140
Hueytown, AL 35023
Bus: 205-497-8729
www.mariettawicks.com



Christopher Terrell Gibbens, Agent
110 Holt Collier Drive
Vicksburg, MS 39183
Bus: 601-866-5686
www.gibbensinsurance.com



FOOTBALL

JACK SPINKS-MARINO CASEM STADIUM RESULTS

Sept. 19, 1992	Alcorn 32, Alabama State 7	Aug. 31, 2002	Alcorn 34, UAPB 24
Oct. 10, 1992	Alcorn 46, Texas Southern 36	Sept. 28, 2002	Alcorn 48, Alabama State 31
Oct. 24, 1992	Alcorn 35, Southern 10	Oct. 5, 2002	Alcorn 10, Fort Valley State 7
Nov. 21, 1992	Alcorn 42, Jackson State 35		
Sept. 4, 1993	Alcorn 25, Grambling 24	Sept. 6, 2003	Grambling 40, Alcorn 28
Oct. 2, 1993	Alcorn 31, Sam Houston 24	Oct. 11, 2003	Alcorn 66, Prairie View 0
Oct. 16, 1993	Alcorn 31, Prairie View 10	Nov. 1, 2003	Alcorn 27, Southeastern La. 24
Oct. 30, 1993	Alcorn 41, Jacksonville State 36	Nov. 8, 2003	Alcorn 23, MVSU 7
Nov. 6, 1993	Alcorn 28, MVSU 20	Nov. 15, 2003	Alcorn 20, Alabama A&M 15
Sept. 17, 1994	Alcorn 39, Alabama State 7	Sept. 11, 2004	Alcorn 16, North Carolina A&T 13
Oct. 8, 1994	Alcorn 28, Texas Southern 21	Sept. 25, 2004	Alabama State 14, Alcorn 8
Oct. 22, 1994	Alcorn 41, Southern 37	Oct. 16, 2004	Alcorn 30, Texas Southern 0
Nov. 12, 1994	Alcorn 47, Troy 44	Oct. 23, 2004	Southern 23, Alcorn 20
Sept. 2, 1995	Grambling 39, Alcorn 17	Sept. 17, 2005	Alcorn 24, Langston 7
Oct. 14, 1995	Alcorn 13, Prairie View 2	Oct. 1, 2005	UAPB 17, Alcorn 7
Oct. 28, 1995	Alcorn 38, MVSU 27	Oct. 8, 2005	Alcorn 22, Prairie View 10
Aug. 31, 1996	Troy 61, Alcorn 7	Nov. 5, 2005	Alcorn 38, MVSU 36
Sept. 21, 1996	Alcorn 31, Alabama State 7	Nov. 12, 2005	Alabama A&M 28, Alcorn 21
Oct. 5, 1996	Alcorn 19, UAPB 2	Dec. 3, 2005	Grambling 46, Alcorn 19
Oct. 19, 1996	Texas Southern 28, Alcorn 17	Sept. 23, 2006	Alabama State 33, Alcorn 28
Oct. 26, 1996	Southern 21, Alcorn 14	Sept. 30, 2006	Alcorn 23, Morehouse 6
Sept. 6, 1997	Alcorn 44, Grambling 20	Oct. 14, 2006	Alcorn 45, Texas Southern 23
Sept. 13, 1997	Western Illinois 31, Alcorn 17	Oct. 21, 2006	Alcorn 26, Southern 10
Sept. 27, 1997	Samford 21, Alcorn 16	Sept. 1, 2007	Grambling 31, Alcorn 10
Oct. 11, 1997	Alcorn 24, Prairie View 9	Sept. 6, 2007	UAPB 21, Alcorn 3
Nov. 8, 1997	Alcorn 23, MVSU 18	Oct. 6, 2007	Prairie View 17, Alcorn 7
Sept. 19, 1998	Alabama State 41, Alcorn 21	Nov. 3, 2007	Alcorn 17, MVSU 14
Sept. 26, 1998	UAPB 27, Alcorn 18	Nov. 10, 2007	Alabama A&M 24, Alcorn 20
Oct. 17, 1998	Alcorn 21, Texas Southern 14		
Oct. 24, 1998	Southern 29, Alcorn 28		
Oct. 2, 1999	Alcorn 41, Morehouse 27		
Oct. 9, 1999	Alcorn 61, Prairie View 0		
Nov. 6, 1999	MVSU 30, Alcorn 26		
Nov. 13, 1999	Alabama A&M 35, Alcorn 26		
Sept. 9, 2000	Alabama State 35, Alcorn 28		
Sept. 16, 2000	Fort Valley St. 20, Alcorn 17		
Sept. 23, 2000	McNeese State 41, Alcorn 12		
Oct. 14, 2000	Texas Southern 16, Alcorn 13		
Oct. 21, 2000	Southern 30, Alcorn 14		
Sept. 1, 2001	Grambling 37, Alcorn 22		
Oct. 13, 2001	Alcorn 17, Samford 7		
Oct. 20, 2001	Alcorn 48, Prairie View 20		
Oct. 27, 2001	Cal Poly State 21, Alcorn 12		
Nov. 3, 2001	Alcorn 35, MVSU 28		
Nov. 10, 2001	Alcorn 40, Alabama A&M 35		
		Aug. 30, 2008	Southeastern La. 34, Alcorn 28
		Sept. 18, 2008	Alcorn 13, UAPB 3
		Sept. 27, 2008	Southern 15, Alcorn 12
		Oct. 25, 2008	Alabama A&M 20, Alcorn 13
		Nov. 1, 2008	Alabama State 24, Alcorn 17
		Nov. 22, 2008	Jackson State 26, Alcorn 21



FOOTBALL

JACK SPINKS-MARINO CASEM STADIUM RESULTS

Oct. 10, 2009	Alcorn 32, MVSU 10	Nov. 7, 2015	Prairie View 40, Alcorn 34
Oct. 17, 2009	Alcorn 34, Alabama A&M 16	Nov. 21, 2015	Alcorn 44, Alabama A&M 10
Oct. 24, 2009	Alabama State 24, Alcorn 17		
Nov. 14, 2009	Prairie View 34, Alcorn 14	Sept. 10, 2016	Alcorn 21, Alabama State 18
		Sept. 15, 2016	UAPB 45, Alcorn 43
Sept. 4, 2010	Alcorn 50, Langston 27	Oct. 15, 2016	Alcorn 23, Texas Southern 20
Sept. 25, 2010	Alcorn 41, Alabama State 21	Oct. 29, 2016	Southern 41, Alcorn 33
Oct. 9, 2010	Texas Southern 30, Alcorn 20	Nov. 19, 2016	Alcorn 35, Jackson State 16
Oct. 21, 2010	UAPB 39, Alcorn 35		
Oct. 30, 2010	Alcorn 27, Southern 20	Sept. 2, 2017	Alcorn 50, Miles College 21
Nov. 20, 2010	Jackson State 27, Alcorn 14	Sept. 16, 2017	McNeese State 34, Alcorn 27
		Sept. 23, 2017	Alcorn 48, Southern 31
Sept. 3, 2011	Grambling 21, Alcorn 14	Oct. 14, 2017	Alcorn 34, Prairie View A&M 21
Sept. 17, 2011	Alcorn 39, MVSU 14	Nov. 4, 2017	Alcorn 47, Alabama A&M 22
Oct. 22, 2011	Alcorn 58, Concordia 16	Nov. 11, 2017	Alcorn 59, Mississippi Valley 0
Nov. 5, 2011	Alabama A&M 28, Alcorn 14		
Nov. 12, 2011	Prairie View 40, Alcorn 14	Sept. 8, 2018	Alcorn 78, Louisiana College 0
		Sept. 15, 2018	Alcorn 27, Texas Southern 15
Sept. 15, 2012	UAPB 24, Alcorn 6	Oct. 6, 2018	Alabama State 28, Alcorn 25
Sept. 29, 2012	Alabama State 54, Alcorn 14	Oct. 20, 2018	Alcorn 33, Grambling 26
Oct. 6, 2012	Alcorn 20, Southern 17	Nov. 17, 2018	Alcorn 24, Jackson State 3
Nov. 10, 2012	Alcorn 34, Texas Southern 24	Dec. 1, 2018	Alcorn 37, Southern 28
Nov. 17, 2012	Jackson State 37, Alcorn 11		
		Sept. 7, 2019	Alcorn 45, Mississippi College 7
Aug. 31, 2013	Alcorn 63, Edward Waters 12	Sept. 21, 2019	Alcorn 45, Prairie View A&M 41
Sept. 14, 2013	Alcorn 35, MVSU 28	Sept. 28, 2019	Alcorn 45, Mississippi Valley State 19
Oct. 5, 2013	Alcorn 57, Warner 0	Oct. 12, 2019	Alcorn 42, Savannah State 17
Nov. 2, 2013	Alabama A&M 19, Alcorn 18	Oct. 26, 2019	Alcorn 27, Southern 13
Nov. 7, 2013	Alcorn 50, Prairie View 35	Nov. 16, 2019	Alcorn 34, Alabama A&M 28
		Dec. 7, 2019	Alcorn 39, Southern 24
Aug. 30, 2014	Alcorn 55, Lynchburg 7		
Sept. 13, 2014	Alcorn 52, Louisiana College 10		
Sept. 27, 2014	Alcorn 56, Southern 16		
Oct. 2, 2014	Alcorn 33, Alabama State 7		
Oct. 18, 2014	Alcorn 40, Texas Southern 26		
Nov. 15, 2014	Alcorn 56, UAPB 6		
Nov. 22, 2014	Jackson State 34, Alcorn 31		
Sept. 19, 2015	Alcorn 55, MVSU 14		
Sept. 26, 2015	Alcorn 40, Concordia 7		
Oct. 17, 2015	Grambling 35, Alcorn 34		

Alcorn's current 10-game home winning-streak is the fifth-longest active streak in FCS.

All-Time at Spinks-Casem Stadium: 86-53

Most Lopsided Win: Alcorn 78, LC 0 (9/8/18)
Most Points Scored: Alcorn 78 (vs. LC, 9/8/18)
Most Consecutive Wins: 13 (1992-94)
Undefeated Home Seasons: 5 (1992-94, 02, 19)
Most Home Games in a Season: 7 (2014 & 2019)
Fewest Home Games in a Season: 3 (2002)



FOOTBALL

ALL-TIME SERIES RECORDS (AS OF 1946)

Opponent	Wins	Losses	Ties	Pts For	Pts Agst	Diff.
Abilene Christian	2	0	0	65	34	31
Alabama A&M	12	12	0	669	542	127
Alabama State	24	19	0	983	913	70
Albany State	2	0	0	59	19	40
Angelo State	1	2	0	41	58	-17
Arkansas	0	1	0	10	52	42
Arkansas Baptist	1	0	0	20	6	14
Arkansas-Pine Bluff	16	21	3	812	753	59
Arkansas State	0	1	0	0	56	-56
Bethune-Cookman	0	0	0		[2016 Game Canceled]	
Bishop	13	2	0	485	163	322
Cal Poly State	0	1	0	12	21	-9
Campbell	1	0	0	46	6	40
Central Louisiana	2	0	0	120	0	120
Central Michigan	1	2	0	31	103	-72
Chattanooga	1	0	0	54	28	26
Concordia College	2	0	0	98	23	75
Delaware State	1	0	0	33	7	26
Dunbar	1	0	0	33	0	33
Edward Waters	2	0	0	123	12	111
Fort Valley State	1	3	0	63	89	-26
Florida A&M	6	3	0	242	204	38
Florida International	0	1	0	10	17	-7
Georgia Tech	0	2	0	6	110	-104
Grambling State	21	47	1	1303	1836	-533
Hampton	2	0	0	94	37	57
Howard	1	4	0	151	151	0
Jackson State	37	45	2	1298	1669	-371
Jacksonville State	1	1	0	86	95	-9
James Madison	0	1	0	3	42	-39
Jarvis	1	0	0	31	14	17
Kentucky State	3	1	0	76	22	54
Lamar	1	1	0	38	51	-13
Lane	1	0	0	43	0	43
Langston	2	0	0	74	34	40
Leland	2	0	0	76	7	69
Lemoyne Owen	0	1	0	6	38	-32
Lincoln	3	6	0	173	153	20
Louisiana College	2	0	0	130	10	120
Louisiana-Monroe	0	2	0	33	102	-69
Louisiana Tech	0	1	0	21	44	-23
Lynchburg	1	0	0	55	7	48
McNeese State	0	4	0	67	143	-76
Middle Tennessee State	1	0	0	21	19	2
Miles College	1	0	0	50	21	29
Mississippi College	1	0	0	45	7	38
Mississippi Industrial	12	4	0	381	156	225
Mississippi State	0	2	0	23	100	-77
Mississippi Valley State	46	15	1	1731	994	737
Mississippi Vocational	2	1	0	31	36	-5
Morehouse	3	0	0	91	46	45
Morris Brown	0	1	0	0	21	-21



FOOTBALL

ALL-TIME SERIES RECORDS (AS OF 1946)

Opponent	Wins	Losses	Ties	Pts For	Pts Agst	Diff.
N.C. A&T	1	3	0	116	142	-26
N.C. Central	5	1	0	128	44	84
New Mexico State	0	2	0	52	97	-45
Nicholls State	0	1	0	3	14	-11
North Texas	0	1	0	7	20	-13
Northwestern State	1	1	0	31	48	-17
Paul Quinn	10	1	0	351	59	292
Philander Smith	4	2	0	99	54	45
Prairie View A&M	43	15	0	1745	1050	695
Rust College	7	2	1	198	70	128
Samford	1	4	1	125	141	-16
Sam Houston	1	3	0	88	144	-56
Savannah State	2	0	0	83	30	53
South Carolina State	6	6	0	217	192	25
Southeastern Louisiana	2	2	0	109	133	-24
Southern	40	27	2	1560	1397	163
Southern Christian	2	0	0	144	0	0
Southern Miss	0	3	0	30	116	-86
Stephen F. Austin	0	3	0	33	130	-97
SW Missouri State	0	2	0	19	97	-78
Tennessee State	0	7	0	65	274	-209
Texas College	2	2	0	37	43	-6
Texas Southern	35	18	4	1408	1086	322
Tillostons	1	2	1	39	46	-7
Tougaloo	9	1	0	322	63	259
Troy	1	4	0	75	263	-188
UAB	0	1	0	0	22	-22
UNLV	0	1	0	22	35	-13
Virginia State	1	0	0	30	24	6
Warner	1	0	0	57	0	57
Western Illinois	0	2	0	34	65	-31
Wiberforce	0	1	0	6	7	-1
Wiley	7	4	0	233	168	65
Youngstown St.	0	1	0	20	63	-43

Jack Spinks

- Three-time All-SCAC
- Two-time All-American
- Guided Alcorn to SCAC Championships in 1950 and 1951 with 8-2 and 8-3 records, respectively
- Rushed for over 400 yards in 1951, a team-high
- First Brave to be drafted in the NFL in 1952
- First black player from the state of Mississippi to be drafted in the NFL in 1952
- One of the few to ever win championships as both a player and coach at Alcorn



FOOTBALL

TEAM-BY-TEAM RESULTS

Abilene Christian (2-0)

1988	W, 34-13
1989	W, 31-21

Alabama A&M (12-12)

1946	L, 19-14
1991	W, 38-10
1998	L, 21-12
1999	L, 35-26
2000	L, 27-20
2001	W, 40-35
2002	L, 27-20
2003	W, 20-15
2004	L, 27-21
2005	L, 28-21
2006	L, 35-26
2007	L, 24-20
2008	L, 20-13
2009	W, 34-16
2010	W, 41-24
2011	L, 28-14
2012	W, 21-20
2013	L, 19-18
2014	W, 41-14
2015	W, 44-10
2016	W, 42-19
2017	W, 47-22
2018	W, 35-26
2019	W, 34-28

Alabama State (23-18-1)

1977	W, 15-7
1978	W, 16-12
1979	L, 6-5
1980	W, 14-3
1981	L, 14-7
1982	W, 21-6
1983	W, 13-10
1984	W, 52-0
1985	W, 30-14
1986	W, 24-17
1987	L, 17-9
1988	L, 29-6
1989	W, 27-13
1990	L, 41-3
1992	W, 32-7
1993	W, 28-25
1994	W, 39-7
1995	T, 20-20
1996	W, 31-7
1997	W, 20-7
1998	L, 41-21
1999	W, 38-27
2000	L, 35-28
2001	W, 20-17
2002	W, 48-37
2003	L, 49-28
2004	L, 41-8
2005	L, 38-3

2006	L, 33-28
2007	L, 28-25
2008	L, 24-17
2009	L, 24-17
2010	W, 41-21
2011	L, 31-23
2012	L, 54-14
2013	L, 49-30
2014	W, 33-7
2015	W, 31-14
2016	W, 21-18
2017	W, 24-10
2018	L, 28-25
2019	W, 35-7

Albany State (2-0)

1979	W, 21-2
1980	W, 38-17

Angelo State (1-2)

1976	W, 22-14
1981	L, 16-10
1982	L, 28-9

Arkansas (0-1)

2016	L, 52-10
------	----------

Arkansas Baptist (1-0)

1948	W, 20-6
------	---------

Arkansas-Pine Bluff (16-22-4)

1952	W, 33-13
1953	T, 6-6
1954	T, 0-0
1955	W, 19-2
1956	L, 12-8
1957	L, 13-7
1958	L, 26-6
1959	L, 39-12
1960	L, 34-0
1961	W, 20-18
1962	L, 10-7
1963	L, 21-10
1964	L, 28-10
1965	L, 14-10
1966	L, 34-28
1967	W, 25-8
1968	W, 53-0
1969	T, 23-23
1973	W, 31-14
1974	W, 24-12
1990	L, 25-7
1995	W, 44-28
1996	W, 19-2
1997	L, 20-10
1998	L, 27-18
1999	L, 33-17
2000	L, 32-10
2001	W, 17-10

2002	W, 34-24
2003	W, 37-10
2005	L, 17-7
2006	L, 42-14
2007	L, 21-3
2008	W, 13-3
2009	T, No Score
2010	L, 39-35
2011	L, 27-20
2012	L, 24-6
2013	W, 21-16
2014	W, 56-6
2015	W, 61-14
2016	L, 45-43

Arkansas State (0-1)

2012	L, 56-0
------	---------

Bishop (13-2)

1950	W, 31-14
1951	W, 44-0
1965	L, 38-14
1966	W, 52-18
1971	W, 49-21
1972	W, 34-0
1973	W, 45-0
1974	W, 38-0
1975	W, 25-0
1976	W, 38-7
1977	L, 21-16
1978	W, 36-7
1979	W, 23-21
1980	W, 26-7
1981	W, 14-13

Cal Poly (0-1)

2001	L, 21-12
------	----------

Campbell (1-0)

1949	W, 46-6
------	---------

Central Louisiana (2-0)

1947	W, 66-0
1948	W, 54-0

Central Michigan (1-2)

1977	L, 39-7
1978	W, 24-16
2009	L, 48-0

Chattanooga (1-0)

1994	W, 54-28
------	----------

Concordia (Ala.) (2-0)

2011	W, 58-16
2015	W, 40-7

Delaware State (1-0)

1975	W, 33-7
------	---------



Dunbar (1-0)

1948	W, 33-0
------	---------

Edward Waters (2-0)

1950	W, 60-0
2013	W, 63-12

Fort Valley State (1-3)

2000	L, 20-17
2001	L, 31-16
2002	W, 10-7
2003	L, 31-20

Florida A&M (6-3)

1949	L, 55-7
1968	W, 36-9
1977	L, 28-7
1982	W, 23-13
1983	W, 43-30
1984	W, 51-14
1985	W, 28-7
1986	L, 33-30
1987	W, 17-15

Florida International (0-1)

2017	L, 17-10
------	----------

Georgia Tech (0-2)

2015	L, 69-6
2018	L, 41-0

Grambling State (21-47-1)

1946	L, 41-0
1949	T, 7-7
1952	L, 27-13
1954	W, 26-6
1955	L, 13-6
1956	L, 33-12
1957	L, 53-0
1958	L, 48-6
1961	L, 49-0
1962	L, 48-7

FOOTBALL

TEAM-BY-TEAM RESULTS

1963 L, 40-23
 1964 L, 32-14
 1965 L, 26-13
 1966 L, 14-13
 1967 L, 13-7
 1968 W, 28-13
 1969 W, 28-7
 1970 W, 10-7
 1971 L, 21-6
 1972 W, 9-6
 1973 L, 22-6
 1974 W, 19-14
 1975 L, 27-3
 1976 W, 24-0
 1977 L, 42-17
 1978 L, 21-13
 1979 L, 40-6
 1980 W, 29-27
 1981 L, 13-10
 1982 L, 31-14
 1983 L, 28-0
 1984 W, 27-13
 1985 L, 30-20
 1986 L, 19-17
 1987 W, 28-24
 1988 L, 27-13
 1989 L, 35-30
 1990 L, 42-13
 1991 W, 27-22
 1992 W, 35-33
 1993 W, 25-24
 1994 L, 61-58
 1995 L, 39-17
 1996 W, 31-6
 1997 W, 44-20
 1998 L, 11-0
 1999 L, 41-25
 2000 L, 29-6
 2001 L, 37-22
 2002 L, 41-35
 2003 L, 40-28
 2004 W, 34-28
 2005 L, 46-19
 2006 W, 21-14
 2007 L, 31-10
 2008 L, 29-0
 2010 L, 38-28
 2011 L, 21-14
 2012 W, 22-21
 2013 W, 48-0
 2013 W, 48-0
 2015 L, 35-34
 2015 W, 49-21
 2016 L, 43-18
 2016 L, 27-20
 2017 L, 41-14
 2017 L, 40-32
 2018 W, 33-26
 2019 L, 19-16

Hampton (2-0)

1991 W, 67-14
 2002 W, 27-23

Howard (1-4)

1991 W, 46-27
 1992 L, 48-42
 1993 L, 38-36
 1995 L, 21-17
 2004 L, 17-10

Huston-Tillotson (1-2-1)

1947 W, 13-6
 1948 L, 13-0
 1949 T, 20-20
 1950 L, 7-6

Jackson State (29-44-1)

1946 L, 6-0
 1947 W, 13-0
 1948 L, 12-0
 1949 L, 12-6
 1950 W, 19-14
 1951 W, 18-6
 1952 W, 13-0
 1953 L, 19-0
 1954 W, 19-13
 1955 L, 14-0
 1956 L, 37-20
 1957 L, 40-0
 1958 L, 69-6
 1959 L, 21-12
 1960 L, 26-0
 1961 L, 28-20
 1962 L, 34-0
 1963 L, 22-13
 1964 W, 27-8
 1965 L, 21-6
 1966 T, 25-25
 1967 L, 7-6
 1968 W, 30-6
 1969 W, 50-8
 1970 W, 30-11
 1971 L, 35-29
 1972 L, 28-14
 1973 L, 21-7
 1974 L, 19-13
 1975 W, 12-6
 1976 W, 14-0
 1977 L, 23-16
 1978 L, 36-8
 1979 W, 9-7
 1980 L, 37-16
 1981 L, 13-10
 1982 W, 20-16
 1983 W, 24-17
 1984 W, 17-13
 1985 L, 31-20
 1986 L, 23-17

1987 L, 19-10
 1988 L, 7-0
 1989 L, 23-20
 1990 L, 28-20
 1991 W, 18-16
 1992 W, 42-35
 1993 W, 31-22
 1994 W, 52-34
 1995 L, 28-7
 1996 L, 27-17
 1997 L, 54-15
 1998 L, 56-26
 1999 L, 58-6
 2000 L, 30-14
 2001 L, 52-28
 2002 L, 34-20
 2003 W, 49-25
 2004 W, 16-14
 2005 W, 31-14
 2006 W, 32-31
 2007 L, 31-19
 2008 L, 26-21
 2009 W, 14-7
 2010 L, 27-14
 2011 L, 51-7
 2012 L, 37-11
 2013 W, 48-33
 2014 L, 34-31
 2015 W, 14-10
 2016 W, 35-16
 2017 L, 7-3
 2018 W, 24-3
 2019 W, 41-6

Jacksonville State (1-1)

1992 L, 59-45
 1993 W, 41-36

James Madison (0-1)

2012 L, 42-3

Jarvis Christian (1-1)

1948 L, 14-12
 1949 W, 19-0

Kentucky State (3-0)

1951 W, 16-9
 1968 W, 40-0
 1969 W, 20-13

Lamar (1-1)

1988 L, 35-6
 1989 W, 32-16

Lane (1-0)

1969 W, 43-0

Langston (2-0)

2005 W, 24-7
 2010 W, 50-27

Leland (3-0)

1947 W, 26-7
 1948 W, 50-0
 1959 W, 42-6

LeMoyne-Owen (0-1)

1946 L, 38-6

Lincoln (3-6)

1950 W, 45-6
 1951 L, 25-14
 1952 L, 14-12
 1953 L, 47-0
 1954 L, 14-6
 1955 L, 14-6
 1971 W, 55-13
 1972 L, 20-14
 1973 W, 21-0

Louisiana College (2-0)

2014 W, 52-10
 2018 W, 78-0

Louisiana-Monroe (0-2)

1992 L, 78-27
 2006 L, 24-6

Louisiana Tech (0-1)

1984 L, 44-21

Lynchburg (1-0)

2014 W, 55-7

McNeese State (0-4)

2000 L, 41-12
 2001 L, 54-14
 2017 L, 34-27
 2019 L, 17-14

Middle Tennessee (1-0)

1988 W, 28-7

Miles College (1-0)

2017 W, 50-21

Mississippi College (1-0)

2019 W, 45-7

Mississippi Industrial (12-5)

1946 L, 12-6
 1947 W, 19-0
 1948 W, 19-6
 1949 W, 60-13
 1950 W, 24-0
 1951 W, 32-6

FOOTBALL

TEAM-BY-TEAM RESULTS

1952 W, 19-10
 1953 W, 19-13
 1954 W, 20-6
 1955 L, 19-13
 1956 W, 37-10
 1958 L, 8-6
 1959 L, 8-6
 1960 L, 19-12
 1961 W, 14-12
 1963 W, 31-16
 1964 W, 50-0

Mississippi State (0-2)

2010 L, 49-16
 2013 L, 51-7

Miss. Valley State (49-16-1)

1954 W, 6-0
 1955 W, 25-12
 1956 L, 24-0
 1957 L, 21-6
 1958 L, 13-9
 1959 W, 20-8
 1960 W, 8-6
 1961 W, 34-0
 1962 W, 21-13
 1963 W, 32-18
 1964 L, 8-6
 1965 W, 15-14
 1966 W, 34-19
 1967 W, 34-0
 1968 W, 40-0
 1969 W, 41-14
 1970 W, 40-14
 1971 W, 28-9
 1972 W, 23-13
 1973 W, 44-0
 1974 W, 30-21
 1975 L, 15-6
 1976 W, 42-7
 1977 L, 12-10
 1978 L, 15-7
 1979 W, 24-3
 1980 L, 29-17
 1981 W, 24-14
 1982 W, 41-34
 1983 L, 42-14
 1984 W, 42-28
 1985 W, 35-28
 1986 W, 17-13
 1987 W, 21-13
 1988 W, 24-3
 1989 W, 39-6
 1990 L, 24-23
 1991 T, 28-28
 1992 W, 31-0
 1993 W, 28-20
 1994 W, 29-24
 1995 W, 38-27

1996 L, 16-6
 1997 W, 23-18
 1998 W, 22-19
 1999 L, 30-26
 2000 L, 12-3
 2001 W, 35-28
 2002 L, 23-6
 2003 W, 23-7
 2004 W, 31-30
 2005 W, 38-36
 2006 L, 28-25
 2007 W, 17-14
 2008 W, 35-21
 2009 W, 32-10
 2010 W, 27-9
 2011 W, 39-14
 2012 L, 33-9
 2013 W, 35-28
 2014 W, 52-9
 2015 W, 55-14
 2016 W, 61-7
 2017 W, 59-0
 2018 W, 56-20
 2019 W, 45-19

Missouri State (0-2)

1989 L, 59-19
 1990 L, 38-0

Morehouse (3-0)

1998 W, 27-13
 1999 W, 41-27
 2006 W, 23-6

Morris Brown (0-1)

1951 L, 21-0

North Carolina A&T (1-3)

2004 W, 16-13
 2015 L, 41-34
 2018 L, 24-22
 2019 L, 64-44

North Carolina Central (5-0)

1970 W, 27-0
 1973 W, 10-8
 1974 W, 14-12
 1975 W, 54-7
 1976 W, 23-7

New Mexico State (0-2)

2008 L, 45-10
 2018 L, 52-42

Nicholls (0-1)

1987 L, 14-3

North Texas (0-1)

1990 L, 20-7

Northwestern State (1-1)

1982 L, 28-7
 1983 W, 24-20

Paul Quinn (10-2)

1950 W, 38-12
 1951 W, 13-0
 1952 W, 39-0
 1953 W, 21-0
 1955 W, 10-0
 1956 W, 33-21
 1958 L, 12-8
 1959 L, 31-6
 1960 W, 16-14
 1961 W, 20-0
 1966 W, 70-0
 1967 W, 101-0

Philander Smith (4-2)

1946 L, 28-0
 1947 W, 20-0
 1948 L, 26-7
 1949 W, 32-0
 1950 W, 39-0
 1951 W, 10-0

Prairie View A&M (43-15)

1961 L, 37-7
 1962 L, 56-7
 1963 L, 44-20
 1964 L, 44-0
 1965 L, 17-14
 1966 W, 19-10
 1967 W, 46-0
 1968 W, 19-6
 1969 W, 29-14
 1970 W, 27-3
 1971 W, 33-13
 1972 W, 13-0
 1973 W, 44-0
 1974 W, 48-0
 1975 W, 15-0
 1976 L, 14-6
 1977 W, 31-12
 1978 W, 28-7
 1979 W, 19-0
 1980 W, 38-11
 1981 W, 30-0
 1982 W, 46-6
 1983 W, 38-6
 1984 W, 35-12
 1985 W, 41-7
 1986 W, 35-20
 1987 W, 20-19
 1988 W, 26-7
 1989 W, 56-7
 1991 W, 61-0
 1992 W, 63-0
 1993 W, 31-10

1994 W, 69-14
 1995 W, 13-2
 1996 W, 24-0
 1997 W, 24-9
 1998 W, 45-36
 1999 W, 61-0
 2000 L, 25-22
 2001 W, 48-20
 2002 W, 33-13
 2003 W, 66-0
 2004 W, 26-15
 2005 W, 22-10
 2006 W, 17-14
 2007 L, 17-7
 2008 L, 37-3
 2009 L, 34-14
 2010 L, 35-27
 2011 L, 40-14
 2012 L, 52-37
 2013 W, 50-35
 2014 W, 77-48
 2015 L, 40-34
 2016 L, 31-27
 2017 W, 34-21
 2018 W, 27-13
 2019 W, 45-41

Rust College (8-2-1)

1946 L, 20-0
 1947 W, 24-0
 1948 T, 6-6
 1949 W, 45-6
 1958 L, 20-0
 1959 W, 8-6
 1960 W, 14-12
 1961 W, 52-0
 1962 W, 52-0
 1963 W, 29-6
 1964 W, 14-6

Samford (1-4-1)

1994 T, 45-45
 1995 L, 20-9
 1996 L, 14-13
 1997 L, 21-16
 2001 W, 17-7
 2002 L, 34-25

Sam Houston State (1-3)

1992 L, 28-27
 1993 W, 31-24
 1994 L, 48-23
 1995 L, 44-7

Savannah State (2-0)

1970 W, 34-6
 2019 W, 42-17

FOOTBALL

TEAM-BY-TEAM RESULTS

South Carolina State (6-6-1)

1974	W, 14-0
1975	T, 7-7
1976	L, 7-6
1977	L, 31-7
1978	L, 16-0
1979	W, 20-9
1980	L, 33-0
1981	W, 24-20
1982	L, 20-0
1983	W, 18-13
1984	W, 41-6
1985	W, 39-24
1986	L, 20-10

Southeastern Louisiana (2-2)

2003	W, 27-24
2004	W, 33-27
2005	L, 48-21
2008	L, 34-28

Southern (40-27-2)

1951	W, 19-3
1952	L, 27-6
1953	L, 14-6
1953	L, 33-0
1954	L, 19-0
1955	T, 18-18
1956	L, 36-13
1957	L, 47-0
1958	L, 56-0
1962	W, 21-14
1963	L, 27-19
1964	W, 21-3
1965	L, 41-7
1966	T, 14-14
1967	L, 10-7
1968	W, 28-14
1969	W, 27-23
1970	W, 14-0
1971	W, 30-14
1972	W, 40-3
1973	W, 6-0
1974	W, 23-0
1975	L, 7-3
1976	W, 3-0
1977	W, 23-0
1978	W, 16-7
1979	W, 17-12
1980	L, 15-7
1981	W, 18-0
1982	L, 17-12
1983	L, 20-19
1984	W, 44-15
1985	W, 23-13
1986	W, 14-13
1987	W, 19-17
1988	W, 27-7
1989	W, 27-10

1990	W, 24-14
1991	W, 52-27
1992	W, 35-13
1993	L, 47-31
1994	W, 41-37
1995	L, 61-51
1996	L, 21-14
1997	L, 25-16
1998	L, 29-28
1999	L, 28-6
2000	L, 30-14
2002	W, 22-20
2003	W, 36-34
2004	L, 23-20
2005	W, 38-16
2006	W, 26-10
2007	L, 14-10
2008	L, 15-12
2009	L, 48-42
2010	W, 27-20
2011	L, 30-14
2012	W, 20-17
2013	W, 44-38
2014	W, 38-24
2014	W, 56-16
2015	W, 48-7
2016	L, 41-33
2017	W, 48-31
2018	W, 37-28
2018	W, 20-3
2019	W, 27-13
2019	W, 39-24

Southern Christian (2-0)

1946	W, 69-0
1947	W, 75-0

Southern Miss (0-3)

2009	L, 52-0
2014	L, 26-20
2019	L, 38-10

Stephen F. Austin (0-3)

1985	L, 42-12
1986	L, 28-14
2003	L, 60-7

Tennessee State (0-7)

1947	L, 66-7
1948	L, 48-0
1955	L, 26-18
1956	L, 52-6
1970	L, 24-14
1971	L, 18-7
1972	L, 40-13

Texas College (2-2)

1952	L, 25-9
1953	L, 6-0
1954	W, 13-12
1955	W, 15-0

Texas Southern (33-19-4)

1951	L, 19-14
1952	L, 19-0
1954	T, 6-6
1962	W, 39-15
1963	L, 38-22
1964	L, 26-24
1965	W, 14-6
1966	L, 16-7
1967	L, 20-12
1968	L, 35-21
1969	W, 13-0
1970	W, 44-7
1971	W, 10-7
1972	T, 7-7
1973	T, 14-14
1974	W, 37-34
1975	W, 15-0
1976	W, 47-6
1977	L, 37-14
1978	T, 10-10
1979	W, 9-3
1980	W, 23-3
1981	L, 24-17
1982	W, 15-12
1983	W, 27-13
1984	W, 45-16
1985	W, 36-13
1986	W, 35-33
1987	W, 24-21
1989	W, 40-15
1990	W, 31-26
1991	L, 26-7
1992	W, 46-36
1993	W, 44-41
1994	W, 28-21
1996	L, 28-27
1997	L, 10-7
1998	W, 21-14
1999	L, 23-21
2000	L, 16-13
2003	L, 23-20
2004	W, 30-0
2005	W, 29-22
2006	W, 45-23
2007	W, 22-20
2008	L, 30-29
2009	L, 51-21
2010	L, 30-20
2011	L, 14-7
2012	W, 34-24
2013	W, 20-13
2014	W, 40-25

2015	W, 65-13
2016	W, 23-20
2017	W, 24-17
2018	W, 27-15

Tougaloo (9-1)

1946	L, 31-0
1947	W, 70-0
1948	W, 19-12
1949	W, 27-12
1950	W, 46-2
1951	W, 25-0
1952	W, 39-0
1953	W, 76-0
1954	W, 37-6
1955	W, 46-0

Troy (1-4)

1993	L, 63-21
1994	W, 47-44
1996	L, 61-7
1997	L, 30-0
2008	L, 65-0

UAB (0-1)

2007	L, 22-0
------	---------

UNLV (0-1)

1974	L, 35-22
------	----------

Virginia State (1-0)

1998	W, 30-24
------	----------

Warner (1-0)

2013	W, 57-0
------	---------

Western Illinois (0-2)

1996	L, 34-17
1997	L, 31-17

Wilberforce (0-1)

1950	L, 7-6
------	--------

Wiley College (7-5)

1956	W, 18-14
1958	L, 75-0
1959	L, 16-6
1960	L, 8-0
1961	W, 10-0
1962	L, 28-7
1963	L, 10-7
1964	W, 14-6
1965	W, 27-6
1966	W, 21-16
1967	W, 69-0
1968	W, 60-5

Youngstown State (0-1)

1994	L, 63-20
------	----------

FOOTBALL

NATIONAL AWARD WINNERS

Walter Payton Award Winner
(Top I-AA Player)
1994, Steve McNair, QB

Eddie Robinson Trophy Winner
(Top HBCU Player)
1994, Steve McNair, QB

1994 Heisman Trophy Voting
1. Rashaan Salaam, RB Colorado
1st-400 2nd-299 3rd-83
2. Ki-Jana Carter, RB, Penn State
1st-115 2nd-205 3rd-146
3. Steve McNair, QB, Alcorn
1st-101 2nd-85 3rd-152
4. Kerry Collins, QB, Penn State
1st-101 2nd-117 3rd-102
5. Jay Barker, QB, Alabama
1st-36 2nd-58 3rd-71

NAIA First-Team All-Americans
1968 David Hadley, DB
1969 David Hadley, DB
1971 Alex Price, DT
1972 Alex Price, DT
1975 Lawrence Pillars, DL
1976 Augusta Lee, RB
Kenneth Williams, LB
Larry Warren, DT
1976 Larry Warren, DL
Johnny Thomas, LB
1980 WilAuthor Jackson, DL

NCAA First-Team All-Americans
1969 David Hadley, DB
1970 Fred Carter, DT
1971 Harry Gooden, LB
1973 Leonard Fairley, DB
1974 Jerry Dismuke, OG
1975 Lawrence Pillars, DE
1976 Augusta Lee, RB
Larry Warren, DT
1979 Leslie Fraizier, DB
1984 Ike Holt, DB
1993 Goree White, KR
1994 Steve McNair, QB
1999 Chad Slaughter, OL
2003 Tyrone Parsons, DB
2006 Nate Hughes, PR

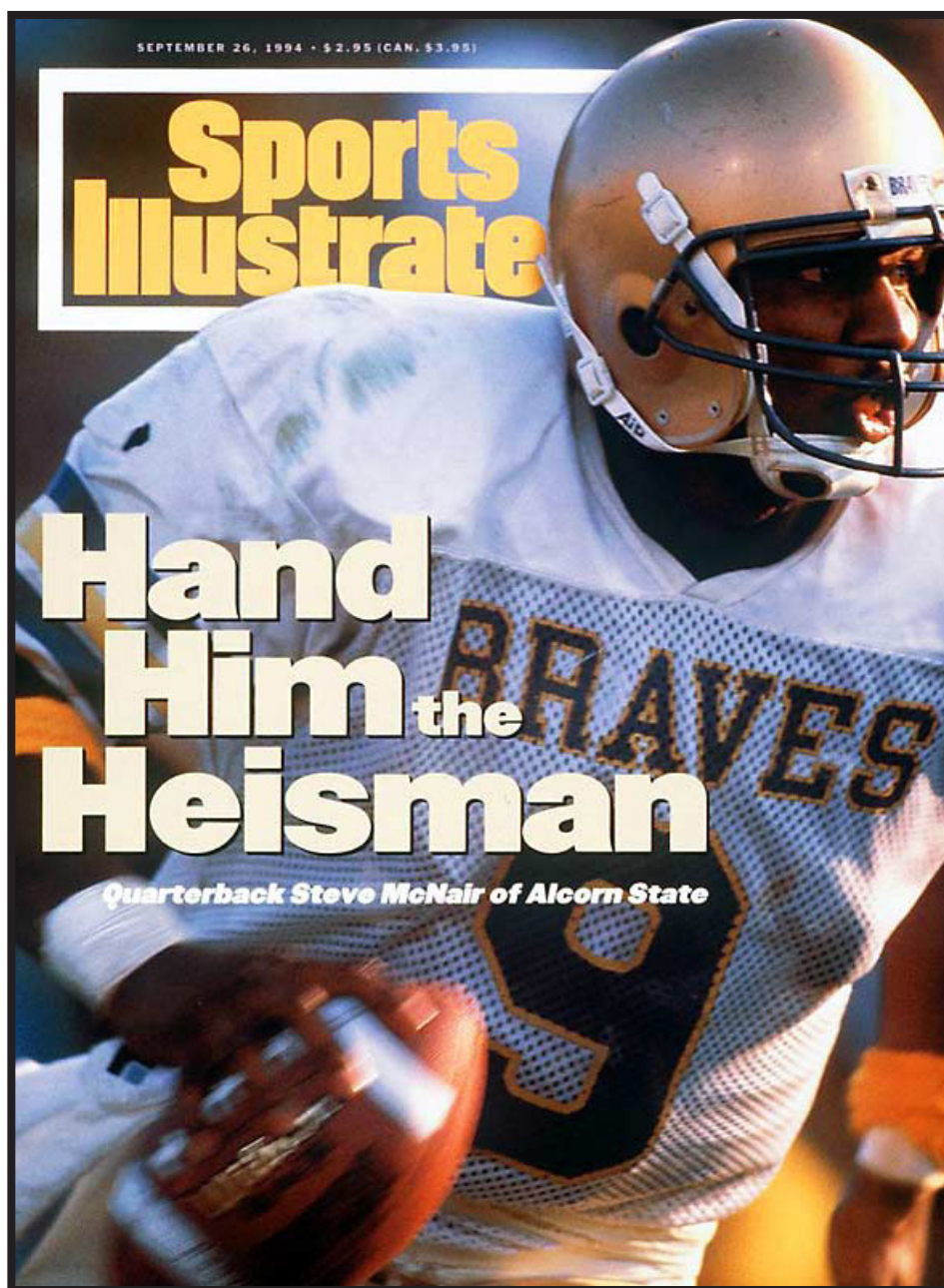
AFCA First-Team All-Americans
1969 David Hadley, DB
1974 Jerry Dismuke, OG
1976 Larry Warren, DT
1979 Leslie Frazier, DB
1984 Ike Holt, DB

1994 Steve McNair, QB
1999 Chad Slaughter, OT

HBCU First-Team All-Americans
(BOXTOROW since 2014)

2014 John Gibbs Jr., QB
2014 Isaac Sampson, OL
2014 Jordan Payne, TE
2014 Jay Hopson (Coach of the Year)
2015 Jordan Payne, TE
2016 Darien Anderson, LB
2017 Kenyon Brantley, OL
2017 Timothy Gardner, OL
2018 De'Shawn Waller, RB

2018 Chris McCrea, OL
2018 Kevin Hall, OL
2018 Mustaffa Ibrahim, OL
2018 Qwynnterio Cole, DB
2018 Terry Whittington, DL
2019 Michael Ajumobi, OL
2019 Qwynnterio Cole, DB
2019 Felix Harper, QB
2019 Solomon Muhammad, LB




FOOTBALL

SWAC AWARD WINNERS

Offensive Player of the Year

2019, Felix Harper, QB
 2018, Noah Johnson, QB
 2014, John Gibbs Jr., QB
 2013, Arnold Walker, RB
 1994, Steve McNair, QB
 1993, Steve McNair, QB
 1992, Steve McNair, QB
 1991, Steve McNair, QB
 1976, Augusta Lee, RB
 1973, Dennis Thomas, C



DENNIS THOMAS

Defensive Player of the Year

1976, Larry Warren, DT
 1973, Larry Cameron, LB

Newcomer of the Year

2018, De'Shawn Waller, RB
 2015, Marquis Warford, WR
 2001, Donald Carrie, QB
 1998, Damion Ford, QB
 1995, Ahndre Patterson, TE
 1992, Marcus Hinton, WR
 1991, Harry Brown, RB
 1984, Milton Barney, WR



JOHN GIBBS JR.

Freshman of the Year

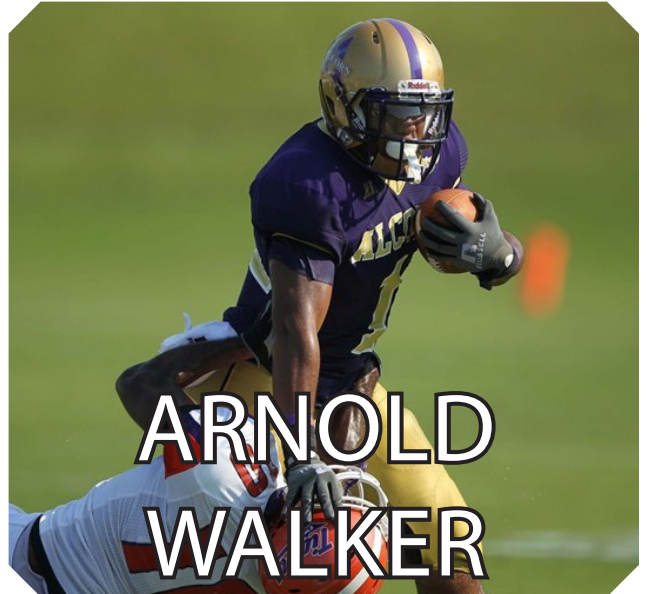
1993, Goree White, RS
 1991, Steve McNair, QB

Coach of the Year

2019, Fred McNair
 2018, Fred McNair
 1992, Cardell Jones
 1984, Marino Casem
 1979, Marino Casem
 1976, Marino Casem
 1974, Marino Casem
 1973, Marino Casem
 1970, Marino Casem
 1968, Marino Casem



MARINO CASEM



ARNOLD WALKER



STEVE MCNAIR

FOOTBALL

ALL-SWAC FIRST-TEAM HONOREES

2019

Felix Harper, QB*
 Michael Ajumobi, OL
 Qwynnterio Cole, DB
 Solomon Muhammad, LB
 *Offensive Player of the Year
 **McNair Coach of the Year

2018

Noah Johnson, QB*
 De'Shawn Waller, RB**
 Chris McCrea, OL
 Mustaffa Ibrahim, OL
 Kevin Hall, OL
 Terry Whittington, DL
 Sterling Shippy, DL
 Solomon Muhammad, LB
 Javen Morrison, DB
 Qwynnterio Cole, DB
 *Offensive Player of the Year
 **Newcomer of the Year
 ***McNair Coach of the Year



STERLING SHIPPY

2017

De'Lance Turner, RB
 Kenyon Brantley, OL
 Timothy Gardner, OL
 Norlando Veals, WR



DE'LANCE TURNER



2016

Darien Anderson, LB
 Eric Foster, DB

2015

Isekelli Ongosia, OL
 Detonio Dade, OL
 Jordan Payne, TE
 Stacey Garner, DL
 Darien Moody, DL
 Damon Watkins, LB
 Warren Gatewood, DB
 Marquis Warford, WR*
 *Newcomer of Year



DETONIO DADE

2014

John Gibbs Jr., QB*
 Isaac Sampson, OL
 Jordan Payne, TE
 Deion Roberson, DL
 Darien Moody, DL
 Devon Francois, DB
 Warren Gatewood, DB
 *Co-Offensive Player of Year

2013

Arnold Walker, RB*
 Isaac Sampson, OL
 C.J. Morgan, DB
 Haiden McCraney, K
 Tavoris Doss, RS
 *Co-Offensive Player of Year

2011

Arturo Tamayo, K
 Terrance Lewis, KR



TERRANCE LEWIS

2009

Malcolm Taylor, DL

2008

Lee Robinson, LB

2007

Nate Hughes, WR



NATE HUGHES

2005

Jonathan Lowe, OL
 Jeremy McCoy, RB
 Tabari Lott, TE
 Charlie Spiller, WR
 Martin Jackson, DL

FOOTBALL

ALL-SWAC FIRST-TEAM HONOREES


2004

Charlie Spiller, WR
Johnny Washington, TE
Dwan Wilson, LB
Gordon Ross, DE
Jeffery Hobbs, DB



2003

Zephaniah Smalley, OL
Omega Logan, LB
Tyrone Parsons, DB
Michael Howleit, DE



2001

Howard Clark, LB
Louis Green, LB
Tyrone Parsons, DB
Donald Carrie QB*
*Newcomer of Year

2000

Marcus Holbert, TE

1999

Marcus Holbert, TE
Chad Slaughter, OT



1998


Rodney Thomas, RB
Julius Gardner, OT
Damion Ford, QB*
*Newcomer of the Year

1997

Eric Mitchell, LB
Terry Wilkerson, DE

1996

Sean Benton, DL
Goree White, RS
Kewone Robinson, OL




1995

Kobie Jenkins, WR
Bryant Mix, DT
Fred Harper, LB
Kalvin Robinson, DB
Goree White, RS
Ahndre Patterson, TE*
*Newcomer of Year


1994

Michael Ellis, OL
George Gramham, OL
Steve McNair, QB*
Tim McNair, WR
Bryant Mix, DT
*Offensive Player of Year



1993

Tracy Cook, TE
Steve McNair, QB*
Marcus Hinton, WR
John Thierry, LB
Goree White, RS**
*Offensive Player of Year
**Freshman of year



1992

Michael Ellis, OL
Steve McNair, QB*
Tony Price, WR
Marcus Hinton, WR**
*Offensive Player of Year
**Newcomer of Year
***Cardell Jones Coach of Year

FOOTBALL

ALL-SWAC FIRST-TEAM HONOREES

1991

Shaun Archer, OT
 Steve McNair, QB*%
 Torrance Small, WR
 Cedric Tillman, WR
 Harry Brown, RB**
 *Offensive Player of Year
 %Freshman of Year
 **Newcomer of Year

1989

Jarvis Jenkins, TB
 Sam Butler, DL
 Bennie Goods, LB
 Garry Lewis, DB

1988

Warner Loring, OG
 Bennie Goods, LB
 Jack Phillips, DB

1987

Ray Holliday, TE
 Jack Phillips, DB

1986

Milton Barney, WR
 Milton Mack, DB



1985

Tony Knox, OC
 Michael Reese, DL
 Wayne Dillard, LB

1984

Tony Knox, OC
 Anthony Willis, OT
 Perry Qualls, RB
 Michael Simpson, DL
 Issiac Holt, DB
 Eric Moon, DB

Milton Barney, WR*

*Newcomer of Year

**Marino Casem, Coach of Year

1983

Eric Moon, DB

1982


Darnell Toy, RB
 George Green, PK
 Robert Cole, DL
 Marlon Expose, LB

1980

Gregory Jones, RB
 Wilfredo Rosales, PK
 WilArthur Jackson, DE

1979

Leslie Frazier, DB
 Tony Gibbs, DE
 WilArthur Jackson, DE
 Roynell Young, DB
 *Marino Casem Coach of Year




1978

James Carson, CB
 WilArthur Jackson, DE
 Larry Willis, WR

1977

Chris Holloway, TE
 Fredrick Sparks, OT
 Percy Cain, OG
 Augusta Lee, RB
 Frank Pilate, DE
 Larry Warren, DT
 Johnny Thomas, LB
 Claude Jones, CB
 Earnest Young, CB
 John Steel, QB
 James Grady, LB

Henry Bradley, DT




1976

Percy Cain, OG
 Greg Holloway, TE
 Claude Jones, CB
 Augusta Lee, RB*
 Frank Pilate, DE
 Fredrick Sparks, OT
 Johnny Thomas, LB
 Larry Warren, DT**
 Earnest Young, CB
 *Offensive MVP
 **Defensive MVP
 ***Marino Casem Coach of the Year

1975

Cecil Martin, C
 Lawrence Pillers, DE



1974

Larry Cameron, LB
 Leonard Fairley, CB
 Lawrence Pillars, OT
 Jimmy Davis, OG
 Harold Terrell, OT
 Bobby Huell, HB
 Francis Reyonlds, WR
 William Wooley, QB
 Boyd Brown, RB
 Lionell Fantroy, WR
 *Marino Casem, Coach of the year

FOOTBALL


ALL-SWAC FIRST-TEAM HONOREES

1973

Larry Cameron, LB**
 Jimmy Davis, OG
 Leonard Fairley, CB
 Billy Howard, DT
 Bobby Huell, HB
 Oscar McAdory, PK
 Dennis Thomas, C*
 *Offensive MVP
 ** Defensive MVP
 ***Marino Casem Coach of the Year



HARRY
GOODEN



DAVID
HADLEY

1972

Cliffton Davis, RB
 Alex Price, DT
 Francis Reyonlds, WR
 David Thomas, DB

1971

Elijah Brown, OT
 Louis White, OT
 Harry Gooden, DE
 Leon Garror, DB
 Larry Cameron, LB

1968

Allan Simmons, E
 Fred Carter, DT
 David Hadley, DB
 Rayford Jenkins, LB
 Joe Owens, DE
 Oscar Martin, FL
 Pertis Williams, OG
 *Marino Casem Coach of the Year



OSCAR
MARTIN

1970

Louis White, OG
 Clarence Tolliver, QB
 Fred Carter, OG
 Floyd Rice, E
 Harry Gooden, DE
 Willie Alexander, DB
 Leroy Byars, FB
 William Tate, LB
 *Marino Casem Coach of the Year



RAYFORD
JENKINS

1964

Smith Reed, FB

1963

Smith Reed, FB

1969

Robert Bell, OG
 Cleo Bingham, C
 Fred Carter, OG
 Allan Simmons, E
 Joe Leasey, LB
 Rayford Jenkins, LB
 Willie Ray, RB
 Marvin Weeks, QB
 Clarence Guice, OT
 Oscar Martin, WR
 Pertis Williams, OG
 Joe Owens, DE
 William Tate, LB

1967

Marvin Arrington, DB
 Willie Banks, OG
 James Williams, DB

1966

J.C. Williams, LB
 James Williams, DB

1965

Samuel Shivers, LB
 Craig Walker, HB



SMITH
REED

FOOTBALL

CAREER RECORDS

Career Passing Yards (2,500-Yard Club)






1. Steve McNair 14,496 (1991-94)
2. Donald Carrie 10,348 (2001-04)
3. John Gibbs Jr. 7,451 (2012-15)
4. Richard Myles 5,474 (1982-85)
5. Noah Johnson 4,420 (2016-19)
6. Marvin Weeks 4,410 (1966-69)
7. Lenorris Footman..... 4,234 (2014-17)
8. Damion Ford 4,147 (1998-00)
9. Marcus Taylor 4,058 (1996-99)
10. Tim Buckley..... 3,963 (2006-09)
11. Tony Hobson 3,917 (2005-08)
12. William Wooley 3,410 (1971-74)
13. Felix Harper..... 3,141 (2017-19)
14. Jerome Vigne 2,951 (1985-87)
15. Brandon Bridge 2,718 (2010-11)
16. Jerry Fletcher 2,582 (1992-95)

Career Passing Completions

1. Steve McNair 958-1673 (1991-94)
2. Donald Carrie 696-1368 (2001-04)
3. John Gibbs Jr. 594-1107 (2012-15)
4. Noah Johnson 373-627 (2016-19)
5. Richard Myles 366-748 (1982-85)
6. Tim Buckley 322-635 (2006-09)
7. Marvin Weeks 309-662 (1966-69)
8. Lenorris Footman..... 307-569 (2014-17)
9. Marcus Taylor..... 299-614 (1996-99)
10. Damion Ford 295-623 (1998-00)

Career Touchdown Passes

1. Steve McNair 119 (1991-94)
2. Donald Carrie 82 (2001-04)
3. John Gibbs Jr. 57 (2012-15)
4. Marvin Weeks 55 (1966-69)
5. Richard Myles 42 (1982-85)
6. Damion Ford 38 (1998-00)
7. Felix Harper 35 (2017-19)
- t8. Lenorris Footman 31 (2014-17)
- t8. Noah Johnson..... 31 (2016-19)
10. Marcus Taylor 30 (1996-99)




Career Rushing Yards (1,400-Yard Club)

1. Arnold Walker..... 2,822 (2009, 11-13)
2. Augusta Lee 2,653 (1973-76)
3. Steve McNair..... 2,327 (1991-94)
4. John Gibbs Jr. 2,198 (2012-15)
5. De'Lance Turner..... 2,121 (2015-17)
6. Rodney Thomas..... 2,041 (1995-99)
7. Gregory Jones 1,964 (1979-82)
8. Lenorris Footman..... 1,963 (2014-17)
9. Noah Johnson 1,892 (2016-19)
10. Darryan Ragsdale 1,874 (2014-15)
11. Perry Qualls..... 1,754 (1982-85)
12. De'Shawn Waller 1,673 (2018-19)
12. Otis Wonsley..... 1,639 (1976-79)
13. Clifton Davis 1,622 (1969-72)
14. Smith Reed..... 1,545 (1961-64)
- t15. Ray Vaughn 1,453 (1979-82)
- t15. Arron Baker 1,453 (2014-16)
17. Andrew Burks..... 1,436 (2001-03)
18. Jeremy McCoy 1,413 (2003-05)
19. Anthony Williams III.. 1,404 (2011-14)

Career Rushing Carries

1. Augusta Lee 618 (1973-76)
2. Arnold Walker..... 608 (2009, 11-13)
3. Gregory Jones 487 (1979-82)
4. Clifton Davis..... 467 (1969-72)
5. Perry Qualls 458 (1982-85)
6. Otis Wonsley 454 (1976-79)
7. Rodney Thomas..... 426 (1995-99)
8. John Gibbs Jr. 396 (2012-15)
9. Steve McNair..... 375 (1991-94)
10. Darnell Toy 373 (1979-82)



FOOTBALL

CAREER RECORDS

Career Receiving Yards (1,500-Yard Club)

1. Charlie Spiller2,917 (2003-06)
2. Kobie Jenkins2,766 (1993-96)
3. Torrance Small.....2,527 (1987-91)
4. Marcus Hinton.....2,392 (1992-94)
5. Nate Hughes2,315 (2003-07)
6. Milton Barney2,027 (1984-86)
7. Cedric Tillman.....1,974 (1987-91)
8. Edward Johnson.....1,942 (2007-10)
9. Ronald Gilmore.....1,936 (1999-01)
10. Donald Driver.....1,933 (1996-98)
11. Kris Peters.....1,829 (2000-02)
12. Larry Willis1,785 (1976-78)
13. Emmanuel Arceneaux 1,618 (2005-08)
14. Tim McNair1,615 (1993-94)
15. Oscar Martin1,578 (1966-69)

Career Touchdown Receptions

1. Marcus Hinton.....26 (1992-94)
- t2. Oscar Martin.....23 (1966-69)
- t2. Charlie Spiller.....23 (2003-06)
4. Ronald Gilmore.....22 (1999-01)
- t5. Kris Peters.....21 (2000-02)
- t5. Jordan Payne.....21 (2012-15)
7. Cedric Tillman.....20 (1987-91)
8. Tim McNair18 (1993-94)
- t9. Donald Driver17 (1996-98)
- t9. Marco Walder17 (1999-01)

Career Reception Leaders

1. Kobie Jenkins196 (1993-96)
2. Nate Hughes161 (2003-07)
3. Edward Johnson.....143 (2007-10)
4. Torrance Small.....140 (1987-91)
5. Charlie Spiller130 (2003-06)
6. Cedric Tillman.....129 (1987-91)
7. Milton Barney127 (1984-86)
8. Marcus Hinton.....112 (1992-94)
9. Ronald Gilmore.....107 (1999-01)
10. Emmanuel Arceneaux 99 (2005-08)

Career Interceptions (20-INT Club)

1. Issiac Holt.....24 (1981-84)
- t2. Roynell Young.....20 (1977-79)
- t2. Leslie Frazier.....20 (1978-80)
- t2. Tyrone Parsons20 (2000-03)

Most Field Goals Made

1. Corey McCullough45 (2016-19)
2. Wilfredo Rosales34 (1977-80)
3. David McConnell.....32 (2002-04)

Most Yards Punting

1. Lee Williams10,787 (1978-81)
2. Haiden McCraney8,152 (2013-16)
3. Corey McCullough.....7,483 (2016-19)

SEASON RECORDS

Offense

- Most Passing Attempts: 612, Steve McNair (1994)
 Most Passing Yards: 5,377, Steve McNair (1994)
 Most Passing Completions: 356, Steve McNair (1994)
 Most Passing Touchdowns: 47, Steve McNair (1994)

- Most Rushing Attempts: 261, Rodney Thomas (1998)
 Most Rushing Yards: 1,401, De'Lance Turner (2017)
 Most Rushing Touchdowns: 16, Arnold Walker (2013)

- Most Yards Rushing and
 Passing Combined: 6,281, Steve McNair (1994)


- Most Receptions: 85, Kobie Jenkins (1994)
 Most Receiving Yards: 1,322, Tim McNair (1994)
 Most Touchdown Catches: 14, Tim McNair (1994)
 14, LeCharles Pringle (2019)

Defense


- Most Tackles: 150, Johnny Thomas (1977)
 Most Sacks: 13, Bryant Mix (1994)
 13, Darien Anderson (2016)
 Most Interceptions: 9, Leslie Frazier (1979)
 Most INT Yards Returned: 157, Leslie Frazier (1979)
 157, Tyrone Parsons (2004)

Special Teams

- Most Blocked Punts: 7, James Carson (1977)
- Most Field Goals Made: 17, Corey McCullough (2017)
 17, Corey McCullough (2018)
- Most PAT's Made: 71, Haiden McCraney (2014)
 Most Yards Punting: 3,160, Lee Williams (1981)
- Most Kickoff Returns: 52, Lonnie Teagle (2003)
 Most Kickoff Return Yards: 792, Nate Hughes (2007)
 724, Lonnie Teagle (2001)
- Most Punt Returns: 33, Lonnie Teagle (2003)
 Most Punt Return Yards: 460, Nate Hughes (2007)
 431, Anthony Williams (2014)



STEVE
MCNAIR



JOHNNY
THOMAS



LONNIE
TEAGLE



COREY
MCCULLOUGH

FOOTBALL

SINGLE GAME RECORDS

INDIVIDUAL

Most Passing Attempts: 82, Steve McNair (1994 vs. Youngstown State; I-AA Playoff Record)

Most Passing Yards: 587, Steve McNair (1994 vs. Southern)

Most Touchdown Passes: 8, Steve McNair (1994 vs. Tennessee-Chattanooga)

Most Completions: 52, Steve McNair (1994 vs. Youngstown State; I-AA Playoff Record)

Most Consecutive Completions: 18, Jerome Vigne (1986 vs. Florida A&M)

Most Rushing Attempts: 41, Rodney Thomas (1998 vs. Prairie View A&M)

Most Rushing Yards: 274, Lenorris Footman (2015 vs. Southern)

Longest Run from Scrimmage: 92, Noah Johnson (2018 at Alabama A&M)

88 yards, De'Lance Turner (2017 vs. Miles College)

Most Yards Rushing and Passing: 649, Steve McNair (1994 vs. Southern)

Most Touchdowns Rushing and Passing: 8, Steve McNair (1994 vs. Tennessee-Chattanooga)

8, Noah Johnson (2016 vs. MVSU)

Most Receptions: 16, Kobie Jenkins (1994 vs. Sam Houston State)

Most Receiving Yards: 316, Marcus Hinton (1994 vs. Tennessee-Chattanooga)

Most Receiving Touchdowns: 4, Donald Ray Ross (1994 vs. Tennessee-Chattanooga)

Longest Pass Completion: 83 yards, John Gibbs Jr. to Billy Shed (2014 vs. Prairie View A&M)

Most Tackles: 28, Bennie Goods (1987 vs. Prairie View A&M)

Most Sacks: 5.0, Bryant Mix (1995 vs. Texas Southern)

Most Interceptions: 4, Elbert Foules Jr. (1982 vs. MVSU)

Most Field Goals Made: 5, Wilfredo Rosales (1980 vs. Grambling State)

Most Field Goals Made in a Quarter: 4, Wilfredo Rosales (1980 vs. Grambling State)

Longest Field Goal: 50 yards, George Green Jr. (1984 vs. Alabama State)

Longest Punt: 81 yards, Lee Williams (1980 vs. South Carolina State)

Longest Kickoff Return: 100 yards, Charlie Spiller (2005, two times vs. MVSU)

100 yards, Goree White (1995 vs. UAPB)

100 yards, Eric Moon (1984 vs. Florida A&M)

Longest Punt Return: 103 yards, Raymond Brown (1965 vs. MVSU)

Longest Fumble Return: 97 yards, Damon Fielder (1998 vs. Prairie View A&M)

TEAM

Largest Margin of Victory: 101 vs. Paul Quinn (1967)

Most Points Scored in a Game: 101, vs. Paul Quinn (1967)

Most Passing Yards: 587 vs. Southern (1994)

Most Pass Completions: 52, vs. Youngstown State (1994)

Most Passing Touchdowns: 8, vs. Tennessee-Chattanooga (1994)

Most Rushing Yards: 500, vs. Alabama A&M (2015)

Most Rushing Attempts: 69, vs. Alabama State (2018)



Most Rushing Touchdowns: 15, vs. Paul Quinn (1967)

Most Total Yards: 756, vs. Grambling State (1994)

Fewest Yards Allowed: -155, vs. Kentucky State (1968)

Fewest Pass Completions Allowed: 0, vs. MVSU (1978)

Most Consecutive Shutouts: 7, (1947)




FOOTBALL

ALL-TIME LETTERMEN


A

Abbot, David (1987, 88, 89)
 Abraham, Easley (1947, 48)
 Adam, James (1948)
 Adams, Jimmie (1948)
 Adams, Richard (1952, 53, 54)
 Adams, Tevarrius (2019)
 Adner, Henry (1981, 82)
 Aguirre, Roberto (2018)
 Ajumobi, Michael (2015, 16, 17, 18, 19)
 Alexander, Alton (2004, 05)
 Alexander, Eddie (1955, 56)
 Alexander, Willie (1968, 69, 70)



WILLIE
ALEXANDER

Alexandrea, Victor (2003)
 Allen, Benjamin (2005)
 Allen, Trentis (2005, 06, 07)
 Aloese, Carrington (2011, 12, 13, 14)
 Alworth, Bob (1999)
 Anderson, Arthur (1947, 50, 52, 53)
 Anderson, Daimen (2017, 18, 19)
 Anderson, Darien (2013, 14, 15, 16)
 Anderson, John (1975, 76, 77)
 Anderson, Johnny (1958)
 Anderson, Nate (1948, 49, 50, 51)
 Anderson, Raidarious (2015, 16, 17, 18, 19)
 Andrews, Michael (1986, 87, 88)
 Anthony, Juan (2017, 18)
 Antione, Eddie (1947)
 Applewhite, Glenn (1993, 94)
 Arceneaux, Emmanuel (2005, 06, 07, 08)
 Archer, Shaun (1988, 89, 90, 91)
 Argue, Creo (2018, 19)



MICHAEL
ANDREWS

Arlington, Alvin (1947, 51)
 Arrington, Marvin (1965, 66, 67, 68)
 Ashford, Haywood (1967, 68, 69)
 Ashley, LaMarvin (2012, 14, 15)
 Ashford, Michael (1991, 92)
 Atkins, Ramone (2015)
 Avouwadan, Agustin (2019)

B

Bacchus, Desmond (2003)
 Bailey, Alec (2019)
 Bailey, Alvin (1978, 79)
 Bailey, Aubray (1979, 80, 81)
 Bailey, Cordell (1977, 78)
 Bailey, Thomas (1959, 60)
 Bakayoko, Mohamed (2019)
 Baker, Arron (2014, 15, 16)
 Baker, Samir (2009)
 Ball, Lonnie (1968, 69)
 Baltrip, Arthur (1981, 82)
 Banks, James (1956, 57, 58, 59)
 Banks, Micheal (1991, 92)
 Banks, Willie (1964, 65, 66, 67)
 Barfield, Jayden (2019)
 Barkum, Elliot (1963)
 Barnes, J.B. (1999, 2000)
 Barnes, Rufus (1950)
 Barnes, Terrance (2004, 05)
 Barnes, Terrance (2009, 10)
 Barney, Byron (1986, 87)
 Barney, Milton (1983, 84, 85, 86)
 Barter, Prince (1963)
 Batts, Berry Jr. (2005)
 Batts, Tim (2000, 01, 02, 03)

Beadle, Garnett (1948)
 Beal, Kenneth (1947, 48)
 Beard, Charles (1970, 71, 72)
 Beard, Jonathan (2005)
 Bearden, Halbert (1978, 79, 80)
 Beardon, Justin (2009)
 Beavers, Matt (2003)
 Beckwith, Charles (1963)
 Bee, Vernon (1986, 87, 88)
 Bee, Willie (1988, 89)
 Bell, Don (1969, 70, 71, 72)
 Bell, Elluntate, 1994, 96, 97)
 Bell, Freddy (1955, 56)
 Bell, Jessie (1975, 76)
 Bell, Maurice (1975, 76, 77)
 Bell, Ramonte (2014, 15, 16, 17)
 Bell, Robert (1966, 67, 68)
 Bennot, Izeal (1955, 56, 57, 58)
 Benson, Bertrand (1974, 75, 76, 77)
 Benson, Robert (2009, 10)
 Benton, Sean (1994, 95, 96)
 Beverly, Milton (1994)
 Billings, Quintillius (2007)
 Bingham, Cleo (1968, 69, 70)
 Bivins, Marquin (1994, 96)
 Black, Makenzie (2018, 19)
 Blackmon, Bernard (1989, 90)
 Blair, Chris (2018, 19)
 Blair, Willie (1999, 00, 01)
 Bledsoe, Gerald (1997, 98, 99)
 Bolden, James (2000, 01, 02, 03)
 Bolden, Ladonn (2014, 15, 16)
 Boles, Jaquaveon (2015, 16, 17, 18)
 Bolton, Curtis (1953)
 Bolton, Jonathon (2018, 19)
 Bonds, Theron (2015, 16, 17, 18, 19)
 Bonner, Tony (1980, 81)
 Boone, Charles (1951, 52)
 Booker, Ronald (1981, 82)
 Booze, Sidney (1944, 45, 46, 47)
 Borton, Prince (1965, 66)
 Boston, Charles (1955, 56, 57, 58)
 Boston, Peter (1953, 54, 55, 56)
 Bowden, Jamal (1993, 94)
 Boyd, Jerome (1953, 54)
 Boyd, Newtie (1955)
 Bozeman, Oliver (2004, 05, 06, 07)
 Boulden II, Jerome (2019)
 Bradford, Eric (1999, 00, 01, 02)
 Bradford, Ken (2003, 04, 05)
 Bradley, Henry (1974, 75, 76, 77)
 Bradley, Paul (1986, 87)
 Bradwell, Delshun (2018)

FOOTBALL


ALL-TIME LETTERMEN

Brady, Tyrie (2001, 02, 03)
 Bragen, Joe (1957, 58)
 Branch, Andre (1985)
 Brandon, Earl (1953, 54, 55, 56)
 Brantley, Kenyon (2013, 14, 15, 16, 17)
 Breckenridge, Given (2013)
 Breland, John (1952, 54)
 Bridge, Brandon (2010, 11)
 Bridges, Thad (1997, 98)
 Brock, Willie (1949, 50, 51, 52)
 Broome, Eugene (1951)
 Broome, James (1947, 49, 50)
 Brooks, Ben (2013, 14, 15)
 Brooks, Deonte (2015, 16, 18, 19)
 Brooks, Michael Jr. (2014, 15, 16, 17)
 Brooks, Nick (2011, 12)
 Broudeaux, Roland (1952)
 Brown, Boyd (1971, 73, 74)
 Brown, Brandon (2002, 03, 04, 05)
 Brown, Charleston (2005, 06)
 Brown, Christian (2014, 15, 16, 17)
 Brown, Cornelius (2011, 12)
 Brown, Derwin (2010)
 Brown, Elijah (1968, 69, 70)
 Brown, Harry (1964)
 Brown, Harry Jr. (1991, 92, 93, 94)
 Brown, James (1950, 51)
 Brown, Jermaine (1992, 93)
 Brown, Joseph (1953, 54, 55, 56)
 Brown, Joshua (2018, 19)
 Brown, Kendrick (2019)
 Brown, Larry (1986, 87, 88)
 Brown, Lemuel, (1943, 44, 45, 46)
 Brown, Leonard (1963)
 Brown, Mathew (2016, 17)
 Brown, Melvin (1978, 79, 80)
 Brown, Michael (2008)
 Brown, Nick (2005, 06)
 Brown, Nicholas (2014, 15, 16, 17)
 Brown, Ocie (2004, 05, 06)
 Brown, Olsen (1963)
 Brown, Rahmon (2010, 11)
 Brown, Raymond (1965, 66)
 Brown, Robert (1960, 61, 62, 63)
 Brown, Robert (1963, 64, 65)
 Brown, Timothy (1988, 89)
 Brown, William (1950, 51, 52, 53)
 Brown, Willie (1982, 93, 94, 95)
 Browne, Robert (2004, 05, 06)
 Bruce, Allen (2015, 16, 17, 18, 19)
 Brumfield, James (1987, 88, 89)
 Brumfield, Joshua (2007, 08)
 Bryant, Charles (1952)


Buck, Edward (1991, 92, 93)
 Buckley, Tim (2006, 07, 08, 09)
 Buckner, Ulysses (1961, 62, 63)
 Buford, Merrian (1998, 99, 00, 01)
 Bullock, Tony (1992, 93, 94)
 Burks, Andrew (2001, 02, 03)
 Burks, Daylon (2018, 19)
 Burks, Marcus (2005)
 Burns, Nicholas (2005)
 Burton, Ashton (2005, 06, 07)
 Bush, Cedric (1985, 86, 87, 88)
 Butler, Charles (2013)
 Butler, Darryl, (1991, 92)
 Butler, Frank (1946)
 Butler, Mark (2004, 05, 06)
 Butler, Quadre (2016)
 Butler, Samuel (1987, 88, 89)
 Byars, Leroy (1968, 69, 70)

C

Cain, Leroy (1965, 66, 67, 68)
 Cain, Percy (1973, 74, 75, 76)
 Cain, St. Elmo (1965, 66)
 Calcote, Kalen (2012)
 Caldwell, Jacques (2009, 10, 11)
 Cameron, Larry (1970, 71, 72, 73)
 Campbell, Arnold (1981, 82, 83, 84)
 Campbell, Brandon (2014, 15, 16, 18, 19)
 Campbell, Dennis (1978, 79, 80, 81)
 Campbell, Frederick (2007)
 Campbell, Keiver (1990, 91)
 Campbell, Tommy (2004, 05)
 Cantue, Quinton (2012, 13, 14, 15)
 Capitol, Adrian (1971, 72, 73, 74)
 Carr, Cleveland (1997, 98, 99)
 Carrie, Donald (2001, 02, 03, 04)
 Carson, James (1975, 76, 77)
 Carter, Albert (1951)
 Carter, Albert (1970, 71, 72)
 Carter, Andrew (1963)
 Carter, Ben (1992, 93, 94)
 Carter, Cameron (2014)
 Carter, Fred (1967, 68, 69, 70)
 Carter, Greg (2001, 02)
 Carter, Ja-Wan (1998, 99, 01, 02)
 Carter, Randy (2007, 08, 10)
 Carter, Reuben (1981, 82)
 Carter, Steve (2019)
 Carter, Timothy (2011)
 Carter, Vincent (1987, 88, 89)
 Carvalho, Bronson (2005, 07, 08)
 Calmers, Carl (1960)
 Cameron, Larry (1972, 73, 74, 75)



Castro, Chris (1994)
 Chambers, Carl (1960)
 Chambliss, Sedetric (2008, 09, 10)
 Champion, Calvin (1952)
 Champion, Purvis (1955)
 Chapman, Jamaskian (2018, 19)
 Childers, Robert (1976, 77, 78)
 Childress, Alphonso (1990, 91, 92)
 Chin, W.C. (1952)
 Christian, John (1975, 76, 77)
 Christians, Patrick (2010)
 Cicoria, Ed (2000, 01)
 Claiborne, James (2018)
 Clark, Howard (1998, 99, 00, 01)




Clark, James (1955, 56)
 Clark, Kelvin (2002, 03, 04)
 Clay, Johnnie (1953, 54, 55)
 Clay, Robert (2011, 13, 14)
 Cleveland, Jerome (1989, 90)
 Coates, Fletcher Jr. (2013)

FOOTBALL

ALL-TIME LETTERMEN

Cobb, Ceasar (2007, 08, 10)
 Coburn, Kevin (1985, 86, 87, 88)
 Coburn, Walter (1966, 67, 68)
 Cochran, Josh (2008)
 Coker, Derrick (2009)
 Cole, Qwynnterio (2017, 18, 19)
 Cole, Rashaud (2004, 05)
 Cole, Robert (1980, 81, 82)
 Cole, Terry (2010)
 Coleman, Brandon (2002, 03, 04)
 Coleman, Charles (1982, 83, 84, 85)
 Coleman, James (1963)
 Coleman, Rondell (2001, 02, 03)
 Coleman, Roy (1986, 88, 89)
 Colley, Marcus (1993, 94, 95)
 Collier, James (1967, 68, 69)
 Collier, Simon (2010, 11)
 Collins, Fred (1999, 00, 01, 02)
 Collins, Tonnie (1988, 89)
 Conners, David (1953, 55)
 Cook, Andres (2012)
 Cook, Derrick (1998)
 Cook, Tracy (1991, 92, 93)




Cooks, Jamil (2014)
 Cooley, Gerald (1994, 95, 96)
 Cooper, Antonio (2004, 05, 06, 07)
 Cooper, Marcus (2007, 08)
 Cooper, Theavis (2012, 13)
 Cooper, Vernardus (2004, 05, 06, 07)
 Cox, Wayne (2010)
 Cragin, Josh (2008, 09, 10)
 Crawford, Joe (1996, 97, 98, 99)
 Credit, Andre (1995, 96, 97)
 Crimiel, Terrence (1998, 99, 00, 01)
 Creshon, Murray (1944, 45, 46, 47)

Crosby, Lonnie (1953, 54, 55, 56)
 Cross, Freddie (1956, 57, 58, 59)
 Crump, Samuel (1950, 51, 52, 53)
 Culbert, Chris (1999, 00)
 Curry, Samuel (1950)

D


Dade, Detonio (2013, 14, 15, 16)
 Dangerfield, Marcus (1999, 00)
 Daniel, Alfred (1992, 93, 94, 95)
 Daniels, Army (1951, 52, 53)
 Daniels, Jimmie (1968, 69)
 Daniels, Quadry (2019)
 Davis, Arthur (1965)
 Davis, Calvin F. (1960, 61, 62, 63)
 Davis, Charles (1970, 71, 72)
 Davis, Clifton (1969, 70, 71, 72)
 Davis, Darius (2016, 17, 18)
 Davis, Jacob (2004, 05, 06, 07)
 Davis, JaMario (2005)
 Davis, Jimmy (1971, 72)
 Davis, LaDarrien (2012, 13, 14, 16)
 Davis, Matt (2017, 18)
 Davis, Nickie (1998, 99, 00, 02)
 Davis, Steve (2000, 01)
 Davis, Ted (1955)
 Davis, Teddy (1950, 51, 52)
 Davis, Tito (1995, 96)
 Dean, Darius (2015, 16, 17)
 Dedeaux, Raynoid (2001, 02)
 DeJarnette, Antonio (2006, 07, 08, 09)
 Demby, William (1950, 51, 52, 53)
 Denham, Mason (1954, 55, 56, 57)
 Dennis, Enoch (1955, 56, 57, 58)
 Denson, Charles (1947, 48, 49)
 Denson, Kanavis (2013)
 Dickerson, Jonathan (1983, 84)
 Dillard, Wayne (1982, 83, 84, 85)
 Dismuke, Calvin (1971, 72, 73)
 Dismuke, Jerry (1971, 72, 73, 74)
 Dixon, Ernest (2019)
 Dixon, Jesse (1950, 51)
 Dixon, Orrick (1978, 79, 80)
 Doss, Evan (1993, 94, 95)
 Doss, Tavoris (2010, 11, 12, 13)
 Douglas, Charles (1966, 67, 68)
 Dowers, Donte (1993, 94, 95)
 Driver, Donald (1996, 97, 98)
 Duckworth, Gary (2004, 05, 07)
 Duckworth, Charles (1981, 82)
 Duffey, Niko (2019)
 Dukes, Devin (2011, 12)
 Dukes, Everette (1995)



Dukes, Willie (1969)
 Dumas, Sidney (2002, 03)
 Dunbar, James (1981)
 Duncan, Walter (1971, 72, 73)
 Dunn, Felix (1947)
 Dunniean, Chas (1952)
 Dyer, Varrick Jr. (2016)

E

Ealey, Leishaun (2015, 16, 17, 18)
 Edney, Alvin (2019)
 Edwards, Jabari (2012)
 Edwards, Mitchell (1981, 82)
 Edwards, Terrance (2010)
 Eiland, Lonnie (1955, 56, 57, 58)
 Eiland, Nathaniel (1956, 57, 58, 59)
 Ellis, Michael (1991, 92, 93, 94)



FOOTBALL

ALL-TIME LETTERMEN

Elisara, Scotland (2012)
 Epps, Christopher (2019)
 Epps, Frank Jr. (1981, 82, 83)
 Estes, Lawrence (1967, 68, 69)
 Etheridge, Eugene (1963)
 Etienne, Idly (2006, 07, 08)
 Evans, Fernando (1989, 90, 92, 92)
 Evans, Harvey (1954, 55, 56, 57)
 Evans, Marcus (2000, 01, 02)
 Evans, Mitchell (2002)
 Evans, Parker (1952, 53, 54)
 Everette, Gary (2000, 01)
 Everett, Kyontez (2017, 18, 19)
 Evers, Charles (1947, 48, 49)
 Evers, Medgar (1948, 49, 50, 51)
 Expose, Marlon (1981, 82, 83)


F

Fair, Surhaver (1999, 00)
 Fairley, Leonard (1973, 74, 75)
 Fann, Earnest (1990, 91, 92, 93)
 Fantroy, Lionel (1971, 72, 73, 74)
 Farmer, Bernard (1977, 78)
 Faulkins, Eddie (1962, 63, 64)
 Faulks, Thomas (1952)
 Fears, Dominick (2011, 13)
 Fears, Nathan (2008)
 Featherstone, Jessie (1948)
 Feilder, Auther (1953, 54, 55)
 Felder, Damon (1996, 97, 98)
 Felder, Sidney (1990, 91, 92)
 Felder, Terrance (2005)
 Felton, Freddie (1968, 69)
 Felix, J.E. (1968)
 Ferrell, Trae (2015, 16, 17, 18)
 Fields, Javayle (2008)
 Finkley, Janci (1990, 91, 92)
 Fitzgerald, Douglas (1991, 92)
 Fleming, Devin (2013, 14, 15)
 Fletcher, Jerry (1992, 93, 95)
 Flippins, Gregory (1996)
 Floyd, Jason (1994, 95)
 Floyd, Robert (1952, 53)
 Foote, Davarius (2006)
 Footman, Lenorris (2014, 15, 16, 17)
 Ford, Cloethra (1963)
 Ford, Damion (1998, 99, 00)
 Ford, James (1947, 48, 49, 50)
 Forman, Marquise (2018)
 Foster, Eric (2015, 16)
 Foster, Nylas (1999, 00)
 Foules, Elbert Jr. (1979, 80, 81, 82)
 Fox, James (1968)



LENORRIS
FOOTMAN

Francois, Devon (2011, 12, 13, 14)
 Franklin, Daniel (2014, 15, 16, 18)
 Franklin, Javon (2018)
 Frazier, Leslie (1978, 79, 80)




LESLIE
FRAZIER

Freeman, Casey (2011, 12, 13, 14)
 Freeman, Terry (1979, 80, 81)
 Friday, James (1969, 70)
 Frierson, Cedric (2011)
 Frierson, Colyer (1948, 51)
 Frierson, Eddie (1947)
 Frye, Russel (1948, 49)
 Fuller, Tomasi (2008, 09, 10)
 Funches, Andre (1989, 90, 91)

G

Gaddy, Robert (1991, 92, 93)
 Gaines, Calvin (1987, 88, 89)

Gainwell, Robert (2009, 10, 11, 12)
 Gardner, Author (1950)
 Gardner, Henry (1975, 76, 77)
 Gardner, Julius (1996, 97, 98, 99)
 Gardner, Timothy (2016, 17)
 Garner, Stacey (2013, 14, 15, 16)
 Garrett, Donald (2004)
 Garrison, Anthony (2011)
 Gary, Terrold (2016, 17)
 Garza, Gunnar (2012)
 Gaston, Aaron (1949, 51, 52)
 Gatewood, Warren (2012, 14, 15)
 George, Tollette (2011, 12, 13, 15)
 Gibbs, John Jr. (2012, 13, 14, 15)
 Gibbs, Tony (1977, 78, 79, 80)






TONY
GIBBS

Gibson, True (2016)
 Giles, Jimmie (1974, 75, 76)
 Gilliam, Johnny (1956, 57, 58, 59)
 Gilliam, Richard (1999)
 Gilmore, Alvin (2000, 01, 02, 03)
 Gilmore, Cornell (2017, 18)
 Gilmore, Johnny (1945, 46, 47, 48)
 Gilmore, Ronald (1999, 00, 01)
 Givhan, Willie (1979, 80, 81)
 Glover, La'Gefferey (2014)
 Glover, Stephen (2015, 16)
 Gonzalez, Vince (2010)
 Gooden, Harry (1969, 70, 71)
 Goodman, Anthony (1984, 85)
 Goods, Bennie (1987, 88, 89)
 Goodwin, Garlord (1964, 65, 66)
 Gordon, Carl (1980, 81, 82)
 Gordon, Guy (1996, 97, 98, 99)
 Gordon, Ross (2001, 02, 03, 04)
 Gordon, William (2015, 16, 17, 18)
 Grady, James (1974, 75, 76, 77)

FOOTBALL

ALL-TIME LETTERMEN



Graham, George (1991, 92, 93, 94)
 Graham, Rodrickques (1989, 90)
 Grant, Charles II (2005)
 Grant, Malcolm (2014)
 Graves, Alrekus (2000)
 Graves, Michael (1999, 00, 01, 02)
 Gray, Clyde (1963)
 Gray, Kevin (1978, 79, 80, 81)
 Gray, Herbert (1951, 54)
 Gray, Hubert (1949, 51)
 Gray, James (1989, 90)
 Greeley, Donald (1981, 82)
 Green, Calvin (1987, 88)
 Green, Chris (2019)
 Green, George (1954, 55, 56, 57)
 Green, George Jr. (1982, 83, 84)
 Green, Jerimiah (2018, 19)
 Green, Jimmie (1950)
 Green, Louis (1998, 99, 00, 01)
 Green, Milton (2003, 05, 06)
 Green, Sherrod (1978, 79, 80, 81)

Green, Terrence (2011, 12, 13)
 Greenidge, Leroy (2014, 15, 17)
 Griffin, Asante (2016, 17, 19)
 Griffin, Billy (1979, 80)
 Griffin, Samuel III (1986, 87, 88, 89)
 Grimes, Evan (2015, 16)
 Groves, Charles (1947, 48)
 Guice, Clarence (1965, 66, 67, 68)
 Gunner, Izell (1970, 71, 72, 73)
 Guy, Andrew (2005)


H

Hackett, Eddie (1968, 69, 70, 71)
 Hackett, Tommie (1971, 72, 73)
 Hadley, David (1966, 67, 68, 69)
 Hagans, Kenneth (2016, 17, 18)
 Hall, Ashton (2014, 15)
 Hall, Calvin (1996)
 Hall, Earnest (1981, 82)
 Hall, Jass'meun (1999)
 Hall, Kevin (2016, 17, 18, 19)
 Hall, Kirderra (2007, 08, 09, 10)
 Hall, Lemeul (1951, 52, 53)
 Hall, Robert (1948, 49, 50, 51)
 Hall, Xavier (1985, 86, 87, 88)
 Hammond, Morris (1962, 63, 64, 65)
 Hampton, Karl (1982, 83)
 Hampton, Tony (1960, 61, 62, 63)
 Hannah, Mario (2005)
 Hanshaw, Cornelius (1946)
 Harden, Gregory (1990)
 Harding, Dominic (2001, 02)
 Hardy, Aurelius (2018, 19)
 Hardy, Leroy (1963, 64, 65, 66)
 Hardy, Joe (1947)
 Harman, Charles (1947, 48, 49, 50)
 Harness, Cherone (1991, 92, 94)


Harness, Jayron (2014, 15, 16)
 Harness, Jeffrey (1997, 98, 99)
 Harness, Jessie (1990, 91)
 Harper, Felix (2016, 17, 18, 19)
 Harper, Fred (1995, 96)
 Harper, James (1986, 87, 88, 89)
 Harper, Henry (1962, 63, 64)
 Harper, Mark (1978, 79, 80, 81)
 Harper, Willie (1948, 51, 52)
 Harrington, Charles (2005, 08)
 Harris, Alvin (1977, 78)
 Harris, Bobby (1964, 65, 66)
 Harris, Carl (2005, 06, 07, 09)
 Harris, Dayall (2018)
 Harris, Gerald (1997, 98)
 Harris, Jesse (2005)
 Harris, Percy (1967, 68)
 Harrison, Amos (1977, 78, 79)
 Harrison, Darius (1999)
 Hart, Chris (2019)
 Hart, Darryl (1979)
 Hart, Jordan (2019)
 Hauer, Johnathon (2015, 16, 17, 18)
 Harvey, Dareio (2012, 13, 14)
 Hattix, Marshall (1964, 65, 66)
 Hawkins, Roosevelt Jr. (2014)
 Haynes, Allen Ray (1993, 94)
 Haynes, Calvin (1970, 71, 72)
 Haynes, Dominique (2006)
 Haynes, Hayward (1999, 00)
 Haynes, Maurice (2008)
 Haynes, Matthew (2009, 10)
 Headspeth, James (1954, 55, 56, 57)
 Heidelberg, Vance (2019)
 Henderson, Darrell (2015, 16, 17, 18, 19)
 Henderson, David (2011)
 Henderson, Gene (1951)
 Henry, Jon (2004)
 Herman, Jon (2001, 02, 03, 04)
 Herod, Henry (2002)
 Herrien, Bryant (1990, 91, 92)
 Herring, Jaylen (2012)
 Herron, Nichel (2016, 17, 18, 19)
 Hervey, James (1986, 87, 88)
 Hicks, George (1959, 51, 54)
 Hicks, William (1952)
 Higgins, Sam (1978, 79, 80)
 Hill, Davonte (2015)
 Hill, Don (1988, 89, 90)
 Hill, Donovan (2009, 10, 11, 12)
 Hill, Kahleab (2019)
 Hill, Lawrence (1996, 97)
 Hill, Ricardo (2006, 07, 09)

FOOTBALL

ALL-TIME LETTERMEN



Hinton, Marcus (1992, 93, 94)
 Hite, McKinley (1948, 49, 50, 51)
 Hobbs, Jeffrey (2002, 03, 04)
 Hobbs, Troy (2015)
 Hobson, Tony Jr. (2005, 06, 07, 08)
 Hodge, Khadarel (2013)
 Hodge, Melvin (1993, 94, 95)
 Hogue, James (2009)
 Holbert, Malik (2018, 19)
 Holbert, Marcus (1998, 99, 00, 01)
 Holey, Jessie (1952)
 Holland, James (1948, 49)
 Hollingsworth, Willie (1963)
 Hollis, Brelion (2016, 17, 18, 19)
 Hollivay, Ray (1985, 86)
 Holloway, Carl (1957, 58, 59, 60)
 Holloway, Chris (1975, 76, 77)
 Holloway, Dennis (1952)
 Holloway, Rudolph (1952)



Holloway, Rusty (2000, 01)
 Holmes, Marcus (2000, 02)
 Holmes, Melvin (1975, 76)
 Holmes, Willie (1979, 80, 81)
 Holman, Lenwood (1963)
 Holt, Issiac (1981, 82, 83, 84)
 Hooker, Derrick (1994, 95)
 Hooper, Matthew (2005)
 Hooper, Percy (1957, 58, 59, 60)
 Horton, Cedric (1997, 98, 99)
 Hosey, Jesse (1953, 54, 55, 56)



Howard, Billy (1970, 71, 72, 73)
 Howard, DeReal (2016)
 Howard, Moses (1948, 49, 50, 51)
 Howard, Stephen (2009, 10, 11, 12)
 Howie, Harvey (1953)
 Hudson, Karrington (2011)
 Hudson, Keegan (2017, 18)
 Huell, Bobby (1971, 72, 73, 74)
 Hughes, Charles (2013, 14, 15, 17, 18)
 Hughes, Henry (2000, 01)
 Hughes, Jon (2009, 10, 11, 12)
 Hughes, Nate (2003, 04, 06, 07)
 Hughes, QuaTerrial (2001, 02)
 Hughes, Tavari (2002, 03, 04)
 Hulbert, Darnechie (1992, 93, 94)
 Humphrey, Charles (1949, 50, 51, 52)
 Hunter, Charles (1946)
 Hunter, Justin (2005, 08, 09)
 Huntley, Tre' (2019)
 Hurns, Michael (2013, 14, 15, 16)
 Hyde, Chas (1952, 54)

I
 Ibrahim, Mustaffa (2016, 17, 18, 19)
 Idom, Joe (1959)

Irving, Shun (2000)
 Irving, Wayne (1974, 75)
 Isaac, Desmond (2005)
 Isabell, William (2012)
 Ivery, Josh (2012, 13, 14, 15)

J
 Jackson, Andrew (1977, 79, 80)
 Jackson, Charles (1995, 96, 97, 98)
 Jackson, Charles (2011)
 Jackson, Corey (1996)
 Jackson, David (1950, 51)
 Jackson, Earljacion (2008)
 Jackson, Eric (1978, 79, 80)
 Jackson, Henry (1998, 99, 00, 01)
 Jackson, Jaaron (2018, 19)
 Jackson, Jacque (2005)
 Jackson, James (1974, 75)
 Jackson, Jamie (1998)
 Jackson, Kelvin (1996)
 Jackson, Kwanzi (2016, 17, 18)
 Jackson, Martin (2003, 04, 05, 06)
 Jackson, Walter (2006)
 Jackson, WilArthur (1977, 78, 79, 80)



Jackson, William (2011)
 Jakana, David (1993, 94, 95, 96)
 James, Joseph (1985, 86)
 James, Lawrence (1952, 53)
 James, Maurice (1986, 87, 88)
 James, Trevor (2019)
 Jaynes, Ernest (1963)
 Jean, Josias (2017, 18)
 Jean, Marcquiso (2012, 13, 14)
 Jenkins, Jarvis (1988, 89)
 Jenkins, Kobie (1993, 94, 95, 96)
 Jenkins, Rayford (1966, 67, 68, 69)
 Jenkins, Terrance (2009, 10, 11)
 Jenkins, William (1955, 56)

FOOTBALL

ALL-TIME LETTERMEN




**KOBIE
JENKINS**

Johnson, Anderson (1970, 71, 72)
 Johnson, Cleophus (1968, 69, 70)
 Johnson, Corbin (2015, 16, 17, 18)
 Johnson, Corey (2001, 02)
 Johnson, Corvin (2002, 03)
 Johnson, Dennard (2010, 11)
 Johnson, Eddie (1963)
 Johnson, Edward (2007, 08, 09, 10)
 Johnson, Elmer (2019)
 Johnson, Henry (1948, 49, 50, 51)
 Johnson, James (1995, 96)
 Johnson, Jamil (2013, 14, 15)
 Johnson, JeKelcy (2000, 01)
 Johnson, Jermaine (2002, 03, 04)
 Johnson, JoJuan (2004, 05)
 Johnson, Jourdan (1993, 94)
 Johnson, Kylan (2014, 15)
 Johnson, Maurice (1996)
 Johnson, Noah (2015, 16, 17, 18, 19)



**NOAH
JOHNSON**

Johnson, Ray (1958)
 Johnson, Roy (1961, 62)
 Johnson, Samuel (1980, 81)
 Johnson, Soloman (1953)
 Johnson, Stephen (2008)
 Johnson, Steve (1978, 79, 80)
 Johnson, Tavares (2014, 15, 16, 17, 18)
 Johnson, Terence (2000, 01, 02)
 Johnson, Theodore (1950, 51, 52, 53)
 Johnson, Thomas (1953, 54, 55, 56)
 Johnson, Todd (2004, 05, 06, 07)
 Johnson, Troy (2000, 01, 02)
 Johnson, Zavier (2011, 12)
 Jones, Albert (1999, 01, 02)
 Jones, Arthur (1966, 67, 68)
 Jones, Cardell (1962, 63, 64)
 Jones, Carl (1959, 60, 61, 62)
 Jones, Christian (2012)
 Jones, Claude (1974, 75, 76, 77)




**CLAUDE
JONES**

Jones, D'Army (1992, 93)
 Jones, Dennis (1999, 00, 01, 02)
 Jones, George (1999, 00, 01, 02)
 Jones, Gerald (1958, 59, 60)
 Jones, Gregory (1979, 80, 81, 82)
 Jones, Jacob (2014)
 Jones, Kee Wayne (2019)
 Jones, Malcom (1992, 93, 95)
 Jones, Michael (1972, 73, 74)
 Jones, Quincy (2005, 06)
 Jones, Rip (1963)
 Jones, Theon (1959, 60)
 Jones, Scott (1948, 48, 50, 51)
 Jones, Shelby (1953)
 Jones, W.C. (1954, 55)
 Jones, Willie (1953, 54)
 Jordan, Jeremy (2014)

Jordan, Wilbert (1946, 47)
 Joseph, Rickey (2011, 12, 13, 14)

K

Kaigler, Hassan (1980, 81, 82)
 Kelly, Rodney (1985, 86, 87, 88)
 Key, Calvontay (2018, 19)
 Keys, Joe (2005, 06, 07, 08)
 Keys, Shelton (1953)
 Killow, Samuel (1981, 82)
 Kimble, Simeon (2016, 17)
 King, Dwayne Jr. (2012, 13, 14, 15)
 King, Lorenzo (1981, 82, 83)
 Kinsler, Keyron (2018, 19)
 Knight, Anthony (1996, 97, 98)
 Knight, Cleo (1953, 54, 55, 56)
 Knight, Marion (1959)
 Knox, J.W. (1958, 58, 60, 61)
 Knox, Jamison (2010, 11, 12, 13)
 Knox, Tony (1982, 83, 84, 85)




**TONY
KNOX**

L

Lacking, Jerry (1968, 69, 70, 71)
 LaFluer, Donald (2016)
 Lang, Lynn (1989, 90, 91, 92)
 Langin, James (1959)
 Lavender, Casey (1971, 72, 73)
 Lawrence, Julius (2015, 16)
 Lawrence, Wilbert (1982, 83, 84)
 Lawson, Floyd (1981, 82)
 Leasey, Joseph (1965, 66, 67, 68)
 Lee, Augusta (1974, 75, 76)
 Lee, Chris (2000, 01, 02, 03)
 Lee, Chris (1999)
 Lee, George (1963)
 Lee, James (1999)
 Lee, Jasper (1978)
 Lee, Michael (1985, 86)

FOOTBALL

ALL-TIME LETTERMEN




**AUGUSTA
LEE**

Lee, Titus (2017)
 Leilua, Toto'a (2012, 13, 14, 15)
 Lemon, James (1991, 92, 93)
 Lemon, Moses (1996, 97)
 Leonard, Charles (1978, 79)
 Leshoure, Luellen (1974, 75, 76)
 Lester, Michael (2015, 16)
 Lester, Robert (2001, 02)
 Lewis, Demetrius (2016, 17, 18, 19)
 Lewis, DeShaun (2004, 05, 06, 07)
 Lewis, Garry (1986, 87, 88, 89)
 Lewis, Jason (2000, 01, 02)
 Lewis, Prince (2005, 06, 07)
 Lewis, Quitman (1960)
 Lewis, Randell (1952, 53)
 Lewis, Terrance (2009, 10, 11)
 Lewis, Terry (1965, 66)
 Lewis, Thomas (1987, 88, 89, 90)
 Lewis, Timothy (2008, 09, 10)
 Liddell, Elbert (1991, 92)
 Lightfoot, Lennis (1976, 77, 78, 79)
 Lloyd, Calvin (1981, 82)
 Lockhart, Anthony (1977, 78, 79, 80)
 Logan, Omega (2000, 01, 02, 03)
 Logan, William (1991, 92, 93)
 Long, Lequinte (1996, 97)
 Long, Oren (2004, 05)
 Loring, Warner (1987, 88)
 Lott, Tabari (2003, 04, 05)
 Love, Clayton (1949, 50, 51, 52)
 Love, Donald (1971, 72, 73)
 Lovelady, Walter (1947)
 Lowe, Jonathan (2002, 03, 05)
 Lucas, Sammie (1948)
 Lucas, Van (1965, 66, 67)
 Lutter, Deon (2016)

Lyons, Victor (1987, 88, 89)


M

Mack, Milton (1983, 84, 85, 86)




**MILTON
MACK**

Magee, Buford (1953, 54)
 Magee, Chris (1997, 98)
 Magee, Paul (1980, 81)
 Magee, Rantry (2005, 06)
 Magee, Ronney Jr. (2011)
 Maiden, Matthew (2009)
 Malaga, Mauola (2011, 12, 13, 14)
 Malcolm, Deshun (1999, 00)
 Malik, Balal (1983, 84, 85, 86)
 Malone, Brian (2010)
 Markham, Houston (1961, 62, 63, 64)



**HOUSTON
MARKHAM**

Marsalis, Fred Jr. (2005, 06)
 Marsh, Kevon (2017, 18)
 Martin, Andre (2017, 18)
 Martin, Cecil (1973, 74, 75)
 Martin, L.C. (1947, 48)
 Martin, Lionel (1949, 50, 50, 51)
 Martin, Oscar (1967, 68, 69, 70)



**OSCAR
MARTIN**

Martin, Reginald (1990, 91, 92)
 Martin, Richard (1998)
 Martin, Robert (1964, 65, 66, 67)
 Marshall, Grady (1957, 58, 59)
 Mason, Antione (2009)
 Mason, Derrick (1994, 95)
 Matthews, Chris (2015)
 May, Orrease (1990, 91, 92, 93)
 May, Terrance (1999)
 Mayorga, Thomas (2003)
 Mays, Nebraska (1949, 50, 51, 52)
 McArdory, Oscar (1971, 72, 73, 74)
 McAfee, John (1955, 56)
 McBride, Essix (1975, 76, 77)
 McCann, Lawrence (1963, 64, 65)
 McClain, Edmundo (1974, 75, 76, 77)
 McClain, Robert (1949)
 McClain, Robert (1955)
 McClattan, Rufus (1949, 50)
 McCloud, Dentario (2016)
 McConnell, David (2002, 03, 04)
 McCoy, Demoyne (1984, 85, 86)
 McCoy, Jeremy (2003, 04, 05)
 McCracken, Creve (2005, 06, 07)
 McCraney, Haiden (2013, 14, 15, 16)
 McCray, Eugene (1956, 57, 58)
 McCray, Reginald (1980, 81, 82)
 McCrea, Chris (2014, 15, 16, 17, 18)
 McCullough, Corey (2016, 17, 18, 19)
 McDaniel, Todd (1996, 97, 98, 99)
 McDonald, Denzel (2012)
 McDonald, Draylon (2018)
 McDonald, Jimmy (1963, 64, 65)
 McDonald, Lee (1946)
 McDowell, Brandon (2011, 12)
 McFarland, James (1979, 80, 81, 82)


FOOTBALL

ALL-TIME LETTERMEN

McFarland, Marcus (2005)
McGee, Bufford (1955)
McGee, Michael (1997, 98, 99, 00)
McGee, Nathan (1947)
McGee, Willie (1970, 71, 72)
McGhee, Chris (1999, 00)
McGowan, Reggie (1978)
McGowan, Willie (1957, 58, 59, 60)
McGowan, Willie Jr. (1988, 89, 90, 91)
McGruder, Malachi (1961, 62, 63)
McKenzie, Demon (1996,97)
McKenzie, Jaborian (2013, 14, 15, 16)
McKenzie, Ryan (2019)
McLaurin, Corey (2006, 07, 08)
McLemore, Maurice (1981, 82, 83)
McMahon, Ryan (2009, 10)
McMillan, Purvis (1947, 49)
McMullen, Leo (1950, 51)
McMullen, Leon (1954, 55)
McMullin, Leal (1954, 55, 56)
McNair, Deion (2013, 14, 15)
McNair, Fred (1987, 88, 89)
McNair, Steve (1991, 92, 93, 94)
McNair, Tim (1993, 94)
McNair, Tim Jr. (2017, 18, 19)
McNeal, Collis (1961, 62, 63)
McNeil, Eddie (1966, 67, 68, 69)
McQueen, Alex (1974, 75, 76, 77)
Mead, Ellis (1981, 82)
Means, Myron (2019)
Means, Roderick (1982, 83, 84, 85)
Melton, Sammy (1990, 91, 92)
Meminger, Derrian (2018)
Menges, Colten (2019)
Menning, T.J. (2013)
Merchant, Mark (1989, 90, 91, 92)
Mickles, Faite (1958, 59, 60, 61)
Middleton, Sydney (1991, 92, 94)
Milburn, Joseph (2017, 18, 19)
Miller, Jimmy (1988, 89)
Mills, Clyde (2004, 05, 06)
Milton, Tommie (1990, 91, 92)
Mingo-Bradley, Bryce (2015)
Minor, Curtis (1947)
Minor, James (1970, 71)
Minton, Mike (2012)
Mitchell, Eric (1996, 97, 98)
Mitchell, Johnny (1978, 79, 80, 81)
Mitchell, Ronald (1999, 00)
Mitchell, William (1953)
Mix, Bryant (1994, 95)
Moatan, Charles (1963)
Mockabee, Gilbert (1955, 56, 57)



Monroe, Chris (2017, 18, 19)
Monroe, Ruben (1966, 67, 68)
Moody, Darien (2013, 14, 15)
Moody, Jerry (1978, 79)
Moody, Robert (2001, 02)
Moody, Walter (1954, 55, 56)
Moon, Eric (1981, 82, 83, 84)
Moore, Alvin (1969, 70)



Moore, Bernie (1951)
Moore, Collins (2016)
Moore, Elisha (1950, 51, 52, 53)
Moore, Elliott (2007, 08)
Moore, JaJuan, (2008)
Moore, Larry (2009)
Moore, LeeTerry (1995, 96, 97, 98)
Moore, Metise (2014, 15)
Moore, Robert (1952)
Moore, Shadrich (1988, 89, 90, 91)
Morgan, C.J. (2011, 12, 13, 14)
Morgan, Thomas (1949, 50, 51, 52)
Morris, Brandon (2008, 09, 10, 11)
Morris, Chris (2008)

Morris, Luther (1961, 62, 63, 64)
Morris, Wanya (2018, 19)
Morrison, Javen (2016, 17, 18, 19)
Mosbey, Howard (1992, 93, 95)
Moses, Clyde (1952)
Mosley, Clint (2006, 07, 08)
Mosley, Dock (1968)
Mosley, Lester (2004, 05, 06)
Mosley, Michael (2008, 09)
Mosley, Tolbert (1951, 52)
Moton, Howard (1948)
Mouton, Mario (1997, 98)
Muhammad, Solomon (2016, 17, 18, 19)
Myles, Richard (1982, 83, 84, 85)
Myrick, John (1986, 87)

N

Nash, Gabriel (2009, 10)
Nash, Robert (1963)
Nelson, Alonzo (2018)
Newman, Benjamin (1953)
Newman, Erik (1997, 98, 99, 00)
Newsome, Frank (1979, 80, 81, 82)
Nettles, Leslie (1953, 54, 55, 56)
Nicholas, Lionel (1980, 81, 82)
Nichols, Arthur (2004)
Nichols, Lee (1951)
Nichols, Robert (1952)
Nobles, Leo (2003, 04)
Noland, Marvin (1982, 82, 83)
Norwood, Edwin (1999, 00, 01, 02)
Nunley, Jemar (2017, 18, 19)
Nunnery, Eddie (1953, 54, 55, 56)
Nutter, Leonard (2005)
Nyainda, Mark (2009, 10)

O

Oelfke, Alexander (2007, 08)
O'Neal, Brian (1997)
O'Neal, Matthew (1952)
O'Neal, Matthew (1955, 56, 57, 58)
O'Neal, O.J. (2016, 17)
O'Neal, Terry (1980, 81)
Ongosia, Iskeli (2012, 13, 14, 15)
Osuala, Chukwuma (2007, 09, 10)
Outlaw, Willie (1975, 76, 77)
O'Ville, Kermit (1989, 90, 91)
Owens, Jason (2007, 09, 10, 11)
Owens, Joe (1965, 66, 67, 68)
Owens, Joseph (1990, 91, 92)
Owens, Nario (1996)

FOOTBALL

ALL-TIME LETTERMEN




JORDAN
PAYNE

Pea, Roderick (1997)
 Peabody, Khaifa (2015)
 Peake, Antwana (2006)
 Peake, Willie (1965, 66, 67, 68)
 Pearson, Clarence (1955)
 Penchion, Bob (1968, 69, 70, 71)
 Perkins, Christopher (1988, 89, 90)
 Perry, Clifford (1999, 00)
 Perryman, James (1975, 76, 77)
 Perryman, Sylvester (1963)
 Pertreet, Hillery (1947, 48, 48, 50)
 Peters, Kris (2000, 01, 02)
 Pettis, Trosiki (2003, 04, 05, 06)
 Peyton, Frankie (1952)
 Peyton, Mack (1946)
 Peyton, Thaddeus (2016, 17, 18, 19)
 Phelps, Sharper (1953)
 Phillips, Henry (1994, 95)


Phillips, Jack (1985, 86, 87, 88)
 Phillips, Shane (2002, 03, 04, 05)
 Pickins, Richard (1963, 64, 65)
 Pickett, Langston (1961, 62)
 Pickett, Robert (1956, 57, 58, 59)
 Pickett-White, Deundre (2015, 16)
 Pickney, Henry (1945, 46)
 Pierce, Bobby (1958, 59)
 Pilate, Frankie (1973, 74, 75, 76)
 Pilcher, Davaris (2005, 06, 08)
 Pillars, Lawrence (1972, 73, 74, 75)
 Pinder, Lazarious (2019)
 Pitts, Jaylon (2018, 19)
 Pointer, Robert (1948, 49, 50)
 Polk, Richard (1984, 85)
 Portis, Talmadge (1953, 54, 55, 56)
 Pope, Richard (1953, 54, 55)
 Pope, Roland (1952, 53)
 Powe, Dana (1974, 75, 76)
 Prater, Lawrence (1946)
 Price, Alex (1970, 71, 72)

P


Palmer, Johnie (1997, 98)
 Parham, Randy (1999)
 Parker, Donte (2009, 10, 11)
 Parker, Jonathan (2000)
 Parks, Taurian (2003, 04, 05)
 Parsons, Tyrone (2000, 01, 02, 03)
 Patrick, Treon (2018)
 Patterson, Ahndre (1995)
 Patterson, Antonio (2019)
 Patterson, Quintin (2016)
 Patton, Kenneth (1999, 00)
 Patton, William (1952, 53)
 Payne, Fred (1997, 98)
 Payne, Jordan (2012, 13, 14, 15)
 Payton, James (1956, 57, 58, 59)



JACK
PHILLIPS



ALEX
PRICE



Price, Joe (2012, 13, 14, 15)
 Price, Roscoe (1945, 46, 47)
 Price, Theodore (1962, 63, 64)
 Price, Tony (1990, 91, 92)
 Pringle, LeCharles (2016, 17, 18, 19)
 Printup, Robert (1997, 98)
 Pressley, William (1959)
 Pruitt, Jermaine (2005)
 Pugh, Channin (2005, 06, 07, 08)
 Punchion, Robert (1968, 69, 70)
 Purnell, Franklin (1951, 52, 53, 54)

Q

Qualls, Perry (1982, 83, 84, 85)
 Qualls, Quentin (2005)
 Queen, Ronald (1966, 67, 68)
 Quinn, Kenyatta (1997)

FOOTBALL

ALL-TIME LETTERMEN

Quitman, Lewis (1961, 62)

R

Ragsdale, Darryan (2014, 15)
Raines, Charles (1947)
Raines, Robert (1982, 83, 84, 85)
Raine, Bobby (1981, 82)
Randall, Bridges (1995)
Randall, Samuel (2009)
Ransom, Derrick (1990, 91, 92)
Raston, Quentin (1998, 99, 00)
Ray, Willie (1966, 67, 68, 69)
Rayborn, Chris (2011)
Ready, Will (2018, 19)
Reed, Denzell (2012, 13)
Reed, Haki (2009, 10)
Reed, Malcolm (1997, 98, 99)
Reed, Smith (1961, 62, 63, 64)
Reed, Tyrone (1997, 98, 99)
Reed, Williams (1953)
Reese, Carlton (1959)
Reese, Earnest (1960)
Reese, Michael (1981, 82, 83)
Relf, Eric (2006, 07, 08)
Rembert, Alvin (1975, 76, 77)
Reno, Jeffrey Jr. (2012, 13, 14, 15)
Reynolds, Francis (1971, 72, 73, 74)
Reynolds, Rennard (1998, 00)
Rhodes, Sam (1948, 49)
Rials, Tierrial (1997)
Ricard, Leon (2007)
Rice, Floyd (1968, 69, 70)
Richardson, Chris (2005)
Richardson, Dejan (2018)
Richardson, Taylor (2008)
Richo, Jordan (2019)
Riley, John (1954, 55)

Ritner, Jean-Baptiste (2006)
Roach, Eric (2000, 01, 02, 03)
Roberson, Deion (2011, 12, 14)
Roberson, Ricky (2012)
Roberts, Alan (2010)
Robinson, Aaron (1998, 99)
Robinson, Barry (1985, 86, 87)
Robinson, Bralon (2018)
Robinson, Damion (2007)
Robinson, Deion (2013)
Robinson, Eddie (1989, 90)
Robinson, Fred (1975, 76, 77, 78)
Robinson, Howard (1988, 89, 90)
Robinson, James (1949)
Robinson, James (1996, 97, 98)
Robinson, James (2005)
Robinson, Joe (1963)
Robinson, Johnnie (1952)
Robinson, Jonathan (1963, 64)
Robinson, Lee (2006, 07, 08)
Robinson, Calvin (1993, 94, 95)
Robinson, Kewone (1994, 95, 96)
Robinson, Lee (2005)
Robinson, Napoleon (1950)
Robinson, Patrick (1947, 48)
Robinson, Tomya (2005)
Robinson, Wendell (1979, 80, 81)
Robinson, Williams (1947)
Roby, Kenny (2010, 11)
Rodgers, Larry (1970-73)
Rollins, Zerick Jr. (2012, 13, 14)
Rosales, Wilfredo (1977, 78, 79, 80)
Rose, Jacody (2011)
Rose, Maureese (2004, 05, 06, 07)
Ross, Donald Ray (1992, 93, 95)
Ross, Ferderrick (2015)
Royal, Owen (2011)

Rucker, Roy (1947)
Ruimph, Christopher (1951, 52)
Russell, Frederick (2003)
Russell, Jyron (2018, 19)
Rutley, Ke'Onn (2009)
Ryans, Doug (2005)
Ryles, Kevin (1982, 83, 84, 85)

S


Salas, Jerry (2009, 10, 11)
Sama, Deago (2014, 15, 16, 17)
Sampson, Isaac (2012, 13, 14, 15)
Sams, Jeremiah (2014, 15)
Sands, Estus (1996, 97)
Sanders, Nick (2011, 12, 13, 14)
Santillan, Ernesto (2012, 13, 14)
Satcher, Kwasi (1996)
Satcher, Leon (1966, 67, 68)
Savage, Steffon (2019)
Schumaker, Nick (2012)
Scott, Johnathan (2012, 13, 14, 15)
Scott, Mark (1988, 89, 90, 91)
Scott, Terry (1997, 98, 99)
Seals, Robert (1951)
Seaton, Chas (1958)
Sebron, Rob (1947)
Sewell, Corey (1997, 98)
Seymour, Chris (2002)
Shaks, Warren (1948)
Shannon, Sanrick (2000, 01)
Shavers, Aaron (2009)
Shea, Jeremy (2005)
Shed, Billy (2013, 14)
Shepherd, Michael (2005)
Shelby, Betrelle (1993, 94, 95, 96)
Shelby, Marti (2011, 12)
Shell, Cedric (1998, 99)




FOOTBALL

ALL-TIME LETTERMEN

Shelton, Avis (2011)
 Shepherd, Michael (2005, 06)
 Sherrod, Eric (2019)
 Shields, Lincoln (1956, 57, 58, 59)
 Shippy, Sterling (2014, 16, 17, 18)
 Shivers, Samuel (1962, 63, 64, 65)
 Simmons, Allen (1966, 67, 68, 69)
 Simmons, Kenneth (1957, 58)
 Simmons, P.J. (2017, 18)
 Simmonson, Lawrence (2006, 08)
 Sims, Carl (2016)
 Sims, Darron (2019)
 Sims, Lawrence (1999, 00, 01, 02)
 Sims, Leon (1995, 96, 97)
 Simpson, Michael (1981, 82, 83)
 Simpson, Willie (1959, 60, 61)
 Singleton, Henry (2004, 05)
 Singleton, Percy (1994, 95)
 Singleton, Ryan (2009, 10)
 Sisson, Roosevelt (1947, 48, 49, 50)
 Slaughter, Chad (1996, 97, 98, 99)



Slaughter, Kenny (2007, 08)
 Small, Torrance (1989, 90, 91)
 Smalley, Zephaniah (2000, 01, 02)
 Smith, Alvin (1959, 60)
 Smith, Brady (2016, 17, 18)
 Smith, Burnell (1955, 56, 57)
 Smith, Charles (1947, 48, 49, 50)
 Smith, D'Andre (2013, 14, 15, 16)
 Smith, Daquan (2018)
 Smith, Darius (2010, 11, 12)
 Smith, Darius (2018, 19)
 Smith, David (2003)
 Smith, Elbert Jr. (1981, 82, 83, 84)
 Smith, Elliot (1985, 86, 87, 88)
 Smith, Franklin (2017, 18, 19)
 Smith, J.T. (1951, 52)
 Smith, J.W. (1970, 71, 72)




Smith, James (1959, 60, 61)
 Smith, Jameson (2007, 08, 09, 10)
 Smith, Jarvis (2005)
 Smith, Jeffery (1979, 80, 81)
 Smith, Jessie (2005)
 Smith, John (1947)
 Smith, John Jr. (1996, 97, 98)
 Smith, John H. (1949, 50, 51, 52)
 Smith, Justin (1990, 91, 92)
 Smith, L.S. (1953)
 Smith, Lloyd (1943, 44, 45, 46)
 Smith, Myshawn (2016, 17, 18)
 Smith, Quintin (2015, 16, 18)
 Smith, Richard (1951)
 Smith, Rodneal (2014)
 Smith, Steve (2011, 12)
 Smith, Tillman (2000, 01)
 Smith, Tyler (2012)
 Smith, William (2000, 01, 02, 03)
 Smith, Willie (1996, 97, 98)
 Smith, Wimpy (1950)
 Snow, Eric (2014, 15)
 Soloman, Darryl (1987, 88, 89)
 Soloman, Jack (1957, 58)
 Sowell, Richard (1968, 69, 70)
 Sparks, Fredrick (1977, 78, 79)
 Speaks, Clyde (1981, 82, 83)
 Spearman, Silas (2016)
 Spears, Carey (1971, 72, 73)
 Spears, Melvin (1980, 81)
 Speed, Donald (1990, 91)
 Speight, James (1952)
 Spells, Braxton (2019)
 Spiller, Charlie (2003, 04, 05, 06)
 Spinks, Jack (1948, 49, 50, 51)
 Stafford, John (1983, 84, 85, 86)
 Stampley, Edward (1964, 65, 66)
 Stamps, Robert (1959)

Staples, Johnny (1965, 66, 67)
 Staten, John (1998, 99)
 Steel, Edward (1946, 47, 49)
 Steel, John (1983, 84, 85, 86)
 Stephens, Willie (1959, 61, 62)
 Sterence, Clarence (1953)
 Stevens, Alonzo (1971, 72, 73)
 Stevenson, Dennis (1990, 91, 92)
 Stevenson, Desmond (2011, 12, 13, 14)
 Stevenson, Johnathan (2008, 11)
 Stewart, Jerrot (1987, 88, 89)
 Stewart, Matthew (2017, 18)
 Stewart, Monroe (1959)
 Stewart, Terrence (1981, 82, 83, 84)
 Stockdale, Jeremy (2001, 02, 03)
 Strauss, LeDarien (2000, 01, 02, 03)
 Stribling, Grady (1947, 49, 50)
 Stringfellow, Henry (2005)
 Sullivan, Julian (1997, 98)
 Sullivan, Quentin (2004, 05)
 Sutton, Corey (1998, 99, 00, 01)
 Swann, Charles Jr. (1981, 82)
 Swinney, Keyun (2008, 11)

T

Talton, Brandon (2000, 01)
 Talton, Corey (1999, 00, 01, 02)
 Tamayo, Arturo (2010, 11)
 Taplin, Anthony (1982, 83)
 Tapo, Carl (1999, 00, 01, 02)
 Tate, Brandon (2006, 07, 08)
 Tate, Lamar (1999, 01, 02)
 Tate, William (1968, 69, 70)
 Taylor, Alphonse (1945, 46)
 Taylor, Anthony (1979, 80, 81)
 Taylor, Deon (1987, 88, 89, 90)




Taylor, Dwayne (2004, 05, 06, 07)

FOOTBALL


ALL-TIME LETTERMEN

Taylor, Dylan (2019)
Taylor, Fred (1999, 00, 01)
Taylor, Hendrick (2011, 12, 13, 14)
Taylor, James (1982)
Taylor, Leroy (1952)
Taylor, Malcolm (2007, 08, 09, 10)
Taylor, Marcus (1996, 97, 98, 99)
Taylor, Terry (1981, 82, 83)
Taylor, Willie (1948, 49, 50)
Teagle, Lonnie (2001, 02, 03, 04)
Telemaque, Justin (2004, 05, 06)
Terrell, Harold (1971, 72, 73, 74)
Thacker, Clay (1956, 57, 58, 59)
Thedford, Tommy (1998, 00, 01)
Thierry, John (1991, 92, 93)



JOHN
THIERRY

Thigpen, Edrick (2015, 16)
Thomas, Blake (2018)
Thomas, Byron (1996, 97, 98, 99)
Thomas, Charles (1948, 49, 50, 51)
Thomas, Clifford (1997, 98, 99)
Thomas, Craig (1996, 97, 98)
Thomas, Dennis (1971, 72, 73)
Thomas, E.J. (2019)
Thomas, Erza (1985, 86, 87, 88)
Thomas, Isiah (2017, 18)
Thomas, Jabari (1996, 97, 98, 99)
Thomas, Jalen (2016, 17, 18)
Thomas, Jimmy (1987, 88, 89)
Thomas, Joe (1968, 69, 70)
Thomas, Johnny (1974, 75, 76, 77)
Thomas, Joseph (1980, 81)
Thomas, Rodney (1996, 97, 98, 99)
Thomas, Ronald (1981, 82, 83, 84)
Thomas, Steve (1991)
Thomas, Terry (1992, 93)
Thomas, William (1974, 75, 76)
Thomas, William II (2011, 12, 13, 14)



Thomas, Willie (1986, 87, 88)
Thompson, Aaron (1990, 91, 92)
Thompson, Brandon (2009, 10, 11, 12)
Thompson, Charlie (1956, 57, 58, 59)
Thompson, Garrett (1949, 50)
Thompson, John (1956, 57, 58, 59)
Thompson, Zyrion (2019)
Thorton, Carlos (1993, 94, 95, 96)
Tillage, Keith (1965, 66, 67)
Tillis, Melvin (1948, 49)
Tillman, Cedric (1988, 89, 90, 91)
Tillman, Devontae (2012)
Todd, Odell (2001)
Toines, Jeremy (2013, 14)
Tolbert, Kenry (2011, 12, 13)
Tolliver, Clarence (1968, 69, 70)
Tolliver, Richard (1959)
Toy, Darnell (1980, 81, 82)
Travis, Kodi (2019)
Tribune, Javoris (2008, 09, 10)
Trigg, Laron (2010, 11)
Triplet, George (1954)
Truitt, Nathaniel (1965, 66, 67, 68)
Tucker, Henry (1964, 65)
Tucker, Randall (2016, 17)
Tucker, Willie (1951)
Turner, Clayton (1995, 96)
Turner, De'Lance (2015, 16, 17)
Turner, Errol (2005)
Turner, Jarvis (2012, 13, 14, 15)
Turner, Jelendrick (2007, 08, 09)
Turner, Jermaine (2011, 12)
Turner, John (1955, 56, 57, 58)
Turner, LaMarcus (2002, 03)
Turner, Lucius (1947, 48, 49, 50)
Turner, Trey (2018, 19)
Tyler, Emmanuel (2001, 02, 03)

U


Upkins, Isom (1963)

V

Vaccaro, Steve (2000, 01)
Van-Norman, Lyndon (1987, 88)
Varnado, Katon (1995, 96)
Varnado, Patrick (1991, 92, 93)
Varnado, Patrick Jr. (2013)
Vaughn, Garcia (2008, 11)
Vaughn, Ray (1980, 81, 82, 83)
Veals, Norlando (2014, 15, 16, 17)
Vessell, Brandon (2012, 13, 14, 15)
Vigne, Jerome (1985, 86, 87, 88)
Vines, Trevor (2019)

W

Walder, Marco (1997, 98, 99, 01)
Walker, Al (1982, 82)
Walker, Arnold (2009, 11, 12, 13)
Walker, Charles (1980, 81)
Walker, Chris (2006, 07)
Walker, Cletis (2000, 01)
Walker, Craig (1963, 64, 65, 66)
Walker, Donald (1982, 83)
Walker, Jalen (2014, 15, 16, 17)
Walker, Larry (1989, 90, 91)
Wallace, Donnie (1963, 64, 65)
Waller, De'Shawn (2018, 19)
Ward, Eric (1990, 91, 92, 93)
Ware, Johnny (1997, 98)
Ware, Travelle (2016, 17)
Warford, Marquis (2015, 16, 17)
Warr, Felando (2012, 13)
Warren, Chad (2003)
Warren, Hakeim (2017, 18, 19)
Warren, Larry (1974, 75, 76)




LARRY
WARREN

FOOTBALL

ALL-TIME LETTERMEN


Warren, Rodney (2007)
 Watkins, Damon (2012, 13, 15)
 Watkins, Lawrence (1966, 67, 68)
 Watts, Adrian (2008)
 Washington, Avery (1951, 52, 53, 54)
 Washington, Dave (1967, 68, 69)
 Washington, Jay (2001, 02, 03, 04)
 Washington, Ken (1999, 00)
 Washington, Lee Dell (1980, 81, 82)
 Washington, O.D. (1953)
 Washington, Robert (1984, 85, 86)
 Washington, Steve (1978, 79, 80)
 Watkins, Damon (2014)
 Watley, Edward (1986, 87, 88, 90)
 Weathersby, Daryl (1995, 96)
 Weathersby, David (1951, 52, 53, 54)
 Weathersby, Kenny (2012)
 Weathersby, LaMartine (1946)
 Weathersby, Wilbert (1987, 88)
 Webb, Mikail (2018, 19)
 Weeks, Marvin (1967, 68, 69)
 Weddington, Andrew (1949, 50)
 Weedington, Andy (1953)
 Welch, Roy (1965, 66, 67, 68)
 Well, Quitman (1952)
 Wells, Antonio (2015)
 Wells, Torianno (1995, 96)
 Wells, Willie (2012)
 West, Milton (1999, 00)
 White, Andre (2001)
 White, Berry (2001)
 White, Dwayne (1986, 87, 88, 89)



DWAYNE
WHITE


White, Greg (2019)
 White, Goree (1993, 94, 95, 96)
 White, Kurt (1990, 91, 92)

White, Louis (1968, 69, 70, 71)
 White, Richard (1994, 95, 96)
 White, Roy (1977, 78)
 Whitehead, Demetrious (2015)
 Whithead, Chas (1953)
 Whithead, Edward (1947)
 Whitmore, Rodney (2011, 12)
 Whittington, Terry (2015, 16, 17, 18)
 Whyte, Berry G. (1953)
 Wiggins, Tracy (1990, 91, 92)
 Wilkerson, Terry (1995, 96, 97)
 Williams, Anthony III (2011, 12, 13, 14)
 Williams, Anthony Jr. (2012, 13, 14, 15)
 Williams, Avery (2008)
 Williams, Benjiman (1949)
 Williams, Bryan (1999, 00, 02, 03)
 Williams, Chauncey (2001, 02)
 Williams, Corey (2013, 14)
 Williams, Derrick (1996, 97, 98, 99)
 Williams, Don (1959)
 Williams, Donald (1981, 82)
 Williams, Flinnard (1950)
 Williams, Gregory (1974, 75, 76, 77)
 Williams, Isaac (2008, 09, 11)
 Williams, J.C. (1963, 64, 65, 66)
 Williams, Jamal (2004)
 Williams, James (1965, 66, 67)
 Williams, Jayson (2004, 05)
 Williams, Jestin (2011, 13, 14)
 Williams, Ken (2003, 04, 05, 06)
 Williams, Kenneth (1974, 75, 76, 77)
 Williams, Kris (2007, 08)
 Williams, Lee (1978, 79, 80, 81)
 Williams, Napoleon (1990, 91, 92)
 Williams, O.C. (1999, 00)
 Williams, Pablo Jr. (2015, 16, 17, 18)
 Williams, Perry (1979, 80, 81, 82)
 Williams, Perry S. (1982, 83)
 Williams, Pertis (1966, 67, 68, 69)
 Williams, Rayford Jr. (1982)
 Williams, Rod (2006, 07, 08, 09)
 Williams, Shannon (1996)
 Williams, Theo (2001, 02)
 Williams, Terrell (2014, 15)
 Willis, Anthony (1982, 83, 84, 85)
 Willis, Columbus (2017, 18, 19)
 Willis, George (1968, 69)
 Willis, Larry (1975, 76, 77, 78)
 Wilson, Alvin (2017, 18)
 Wilson, Charles (1956, 57, 58, 59)
 Wilson, Damien (2011)
 Wilson, Demond (1999, 00, 01, 02)
 Wilson, Dwan (2001, 02, 03, 04)



OTIS
WONSLEY

Wilson, Eddie (1963, 64, 65, 66)
 Wilson, James (1952)
 Wilson, Robert (1975, 76)
 Wilson, Taurence (2016, 17, 18, 19)
 Wimes, Isaac (2004, 05)
 Winn, James (1953)
 Winn, Joseph (1955)
 Winn, Roland (1958, 59)
 Winston, Reco (1998)
 Wonsley, Ottis (1977, 78, 79)
 Wood, Anthony (1985, 86, 87)
 Wood, Nigel (2018)
 Woods, Bryan (2003, 04, 05)
 Woods, Burton (1950)
 Woodard, James (1974, 75)
 Wooley, William (1971, 72, 73, 74)



WILLIAM
WOOLEY


FOOTBALL

ALL-TIME LETTERMEN

Woolfolk, Anthony (1983, 84, 85)
 Woolfolk, Gerald (1953)
 Wooten, Brian (1981, 82)
 Wren, Jacorian "Kobe" (2019)
 Wright, Detrell (2011)
 Wright, Kevin (1986, 87)
 Wright, Oscar (1946, 47, 48, 49)
 Wright, Yancy (1997, 98, 99, 00)

Y

Yarbrough, Roderick (1978, 79, 80)
 Young, Alondrea (2011, 12, 13, 14)
 Young, Antoine (2005, 07, 08)
 Young, Courtney (2001, 02, 03, 04)
 Young, Ernest (1973, 74, 75, 76)
 Young, Lemoyne (1960)
 Young, Robert (1963)
 Young, Roynell (1977, 78, 79)
 Young, Willie (1966, 67, 68, 69)
 Younger, Premal (1986, 87, 88)



HIGHEST SCORING GAMES

Most Points In A Game

1. 101 vs. Paul Quinn (1967)
2. 78 vs. Louisiana College (2018)
3. 77 vs. Prairie View A&M (2014)
4. 76 vs. Tougaloo (1953)
5. 75 vs. Southern Christian (1947)
- T6. 70 vs. Paul Quinn (1966)
- T6. 70 vs. Tougaloo (1947)
- T8. 69 vs. Prairie View A&M (1994)
- T8. 69 vs. Wiley College (1967)
- T8. 69 vs. Southern Christian (1946)

Most Points In A Game (Combined)

1. 125 (77-48) vs. Prairie View A&M (2014)
2. 119 (61-58) vs. Grambling State (1994)
3. 112 (61-51) vs. Southern (1995)
4. 108 (64-44) vs. North Carolina A&T (2019)
5. 105 (78-27) vs. Louisiana-Monroe (1992)
6. 104 (59-45) vs. Jacksonville State (1992)
7. 101 (101-0) vs. Paul Quinn (1967)
8. 94 (52-42) vs. New Mexico State (2018)
9. 91 (47-44) vs. Troy (1994)
10. 90, three times



TORRANCE SMALL, CARDELL JONES, CEDRIC TILLMAN



STEVE MCNAIR

FOOTBALL

ALL-TIME BRAVES IN THE NFL (54 PLAYERS, 33 DRAFT PICKS)

WILLIE ALEXANDER DB/1971-79/Houston Oilers/6th round/134th pick

EMMANUEL ARCENEUX WR/2011/Minnesota Vikings

WILLIE BANKS G/1968-73/Washington Redskins/149th pick

MILTON BARNEY WR/1987/Atlanta Falcons

HENRY BRADLEY NT-DT/1979-1982/San Diego Chargers /9th round/237th pick

BOYD BROWN TE/1974-1977/Denver Broncos/17th round/432nd pick

ROBERT BROWN TE/1969-1973/St. Louis Cardinals

ARNOLD CAMPBELL DE/1987/Buffalo Bills

CHARLES COLEMAN TE/1987/New York Giants

DONALD DRIVER WR/1999-2012/Green Bay Packers/7th round/213th pick

LARRY ESTES DE/1970-1976/New Orleans Saints/8th round/192nd pick

LEONARD FAIRLEY DB/1974/Houston Oilers/7th round/157th pick

ELBERT FOULES DB/1983-1987/Philadelphia Eagles

LESLIE FRAZIER DB/1981-1985/Chicago Bears

LARRY FRIDAY DB/1987/Cleveland Browns/11th round/298th pick

LEON GARROR DB/1972-1973/Buffalo Bills/5th round/105th pick

JIMMIE GILES TE/1977-1989/Houston Oilers/3rd round/70th pick

LOUIS GREEN LB/2004-2008/Denver Broncos

DAVID HADLEY DB/1970-1971/Kansas City Chiefs/3rd round/78th pick

MARK HARPER DB/1986-1990/Cleveland Browns

MARCUS HINTON TE/1996/Oakland Raiders

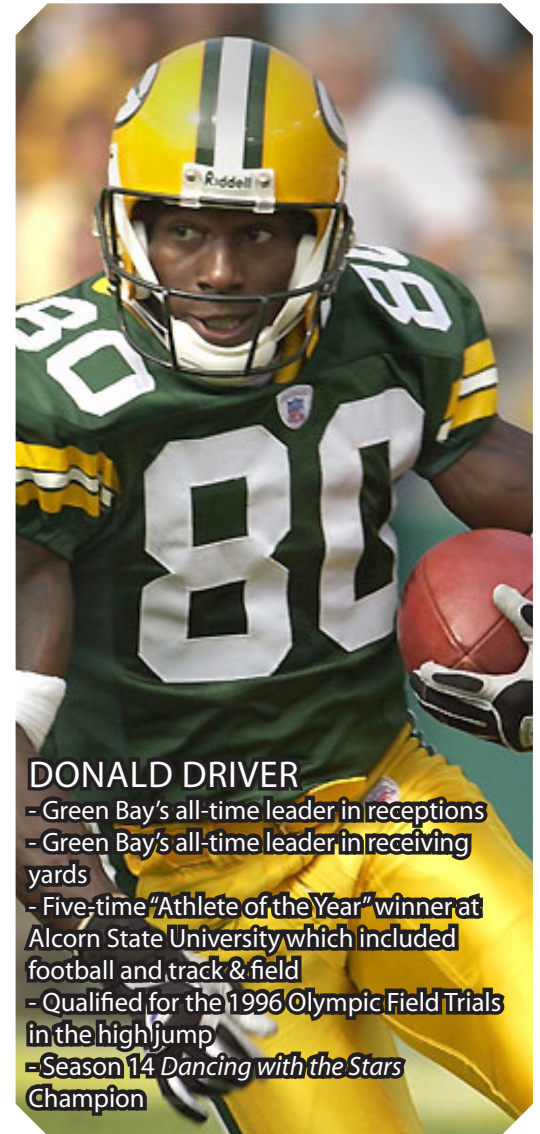
ISSIAC HOLT DB/1985-1992/Minnesota Vikings/2nd round/30th pick

BILLY HOWARD DE-DT/1974-1976/Detroit Lions/2nd round/39th pick

NATE HUGHES WR/2008-12/Jacksonville Jaguars

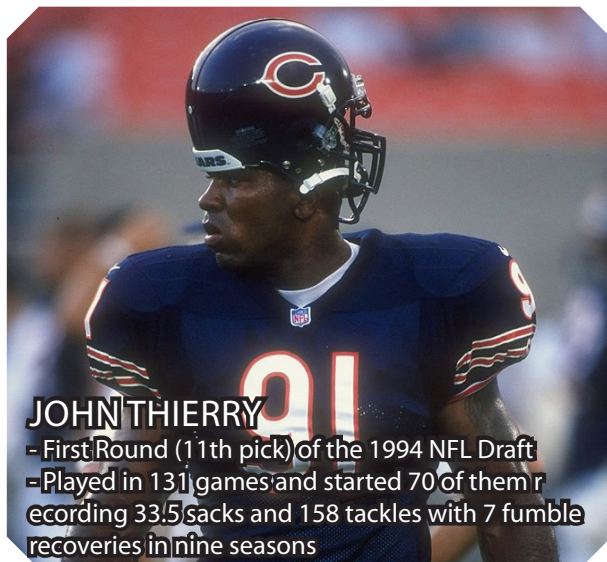
MIKE JONES LB/1977/Seattle Seahawks

GARRY LEWIS DB/1990-1993/Los Angeles Raiders/7th round/173rd pick



DONALD DRIVER

- Green Bay's all-time leader in receptions
- Green Bay's all-time leader in receiving yards
- Five-time "Athlete of the Year" winner at Alcorn State University which included football and track & field
- Qualified for the 1996 Olympic Field Trials in the high jump
- Season 14 *Dancing with the Stars* Champion



JOHN THIERY

- First Round (11th pick) of the 1994 NFL Draft
- Played in 131 games and started 70 of them recording 33.5 sacks and 158 tackles with 7 fumble recoveries in nine seasons



ROYNELL YOUNG

- First Round (23rd pick) of the 1980 NFL Draft
- Played in Super Bowl XV as a rookie
- Selected to the Pro Bowl in 1981
- Nine seasons in the NFL, all with the Philadelphia Eagles

FOOTBALL

ALL-TIME BRAVES IN THE NFL (54 PLAYERS, 33 DRAFT PICKS)

MILTON MACK DB/1987-1994/New Orleans Saints/5th round/123rd pick
WILLIE MCGEE WR/1973-1978/San Diego Chargers/5th round/123rd pick
STEVE MCNAIR QB/1995-2007/Houston Oilers/1st round/3rd pick
BRYANT MIX DE/1996-1997/Houston Oilers/2nd round/38th pick
JOE OWENS DE/1970-1976/New Orleans Saints/9th round/215th pick
BOB PENCHION G-C/1972-1976/Buffalo Bills/5th round/108th pick
LAWRENCE PILLERS DE-DT-NT/1976-1985/New York Jets/11th round/296th pick
ALEX PRICE DT/1973-1980/New Orleans Saints
FRANK PURNELL FB/1957/Green Bay Packers
SMITH REED HB/1965-1966/New York Giants/19th round/253rd pick
FLOYD RICE LB-TE/1971-1978/Houston Oilers/9th round/212th pick
LEE ROBINSON LB/2010/Denver Broncos
STERLING SHIPPY DL/2019/Indianapolis Colts
CHAD SLAUGHTER T/2003-2008/Oakland Raiders
TORRANCE SMALL WR/1992-2001/New Orleans Saints /5th round/138th pick
ELLIOT SMITH DB/1989-1990/San Diego Chargers/5th round/120th pick
RICH SOWELLS DB/1971-1977/New York Jets/12th round/292nd pick
JACK SPINKS T-G-FB-DT/1952-1957/Pittsburgh Steelers/11th round/126th pick
JOHN THIERRY DE/1994-2002/Chicago Bears/1st round/11th pick
CEDRIC TILLMAN WR/1992-1995/Denver Broncos/11th/305th pick
DE'LANCE TURNER RB/2018-19/Baltimore Ravens
DAVE WASHINGTON LB-TE/1970-1980/Denver Broncos/9th round/219th pick
ROBERT WASHINGTON T/1987/Pittsburgh Steelers
LARRY WATKINS RB/1969-1977/Detroit Lions
DWAYNE WHITE G-C/1990-1996/New York Jets/7th round/167th pick
OTIS WONSLEY RB/1981-1985/New York Giants/9th round/229th pick
ROYNELL YOUNG DB/1980-1988/Philadelphia Eagles/1st round/23rd pick
WILLIE YOUNG T/1971-1973/Buffalo Bills



STEVE "AIR II" MCNAIR

- Led the Tennessee Titans to four playoff appearances as the starting quarterback
- Guided the Tennessee Titans to Super Bowl XXXIV as the starting quarterback
- Selected to three Pro Bowls
- Named All Pro and Co-MVP in 2003
- 1994 Walter Payton Award winner for best player in NCAA Division I-AA

Highest NFL Draft Picks in School History

Steve McNair, QB - 3rd pick/First Round/1995
 John Thierry, DE - 11th pick/First Round/1994
 Roynell Young, DB - 23rd pick/First Round/1980
 Issiac Holt, DB - 30th pick/Second Round/1985
 Bryant Mix, DE - 38th pick/Second Round/1996
 Billy Howard, DE-DT - 39th pick/Second Round/1974
 Jimmie Giles, TE - 70th pick/Third Round/1977
 David Hadley, DB - 78th pick/Third Round/1970

Longest NFL Careers in School History

1. Donald Driver, WR - 14 years (1999-2012)
 t2. Jimmie Giles, TE - 13 years (1977-1989)
 t2. Steve McNair, QB - 13 years (1995-2007)
 4. Dave Washington, T - 11 years (1970-1980)
 5. Lawrence Pillers, DE-DT-NT - 10 years (1976-85)
 6. Torrance Small, WR - 10 years (1992-2001)
 t7. Willie Alexander, John Thierry, Larry Watkins, Roynell Young - 9 years each

FOOTBALL

*The
Legendary*

Steve McNair

COLLEGIATE OVERVIEW

Steve McNair left a lasting impact on Alcorn State University. He turned down a full scholarship to the University of Florida to play running back because he wanted to play quarterback.

After his four years at Alcorn, McNair became the school's all-time career passing leader (14,496), all-time career completions leader (958), all-time career passing touchdowns leader (119), third all-time in career rushing yards (2,357), first in single-season passing yards with 5,377 in 1994, first in single-season passing touchdowns with 47 in 1994, first in single-season completions with 356 in 1994, first in single-game passing yards with 587 vs. Southern in 1994, first in single-game passing touchdowns with 8 vs. Chattanooga in 1994, first in single-game completions with 52 against Youngstown State in 1994.

McNair guided the Braves in becoming 1992 SWAC Champions, 1992 FCS Playoffs, 1994 SWAC Champions and 1994 FCS Playoffs.

Additionally, Alcorn was 13-0 at Jack Spinks-Marino Casem Stadium during his tenure and led the FCS in home attendance average (26,203) in 1994.

In the SWAC, McNair is the only player in league history to be a four-time SWAC Offensive Player of the Year (1991-94) winner. He was a four-time All-Conference First-Team selection, 1991 SWAC Freshman of the Year and eight-time SWAC Player of the Week winner in 1994 which is the most by anyone in a single-season in league history.

Nationally, McNair is the FCS All-Time Passing Leader (14,496), 1992 Passing Champion (4,057), 1994 Passing champion (5,799) and FCS All-Time Total Yards Leader (16, 823). He was both a 1994 NCAA First-Team All-American and 1994 American Football Coaches Association (AFCA) First-Team All-American.

McNair won the 1994 Walter Payton Award for being the top player in I-AA. He also earned the 1994 Eddie Robinson Trophy for being the top HBCU player in the country. McNair was a finalist for the 1994 Heisman Trophy and finished third in the voting.

After four years, the Braves were 30-12-2 overall with McNair at quarterback and 23-4-1 SWAC.

McNair graduated from Alcorn in the spring of 1995 with a Bachelor's degree in Physical Education from the School of Education. He was a two-time Dean's Scholar recipient.

McNair will be inducted into the College Football Hall of Fame in 2020.

PROFESSIONAL CAREER

- Spent 13 years in the NFL with Houston, Tennessee and Baltimore
- A first round pick and third overall in the 1995 NFL Draft by the Houston Oilers
- Three-time Pro Bowl selection (2000, 2003, 2005)
- 2003 NFL Co-MVP and All-Pro, and 2003 NFL Passer Rating Leader
- Starting quarterback for the Tennessee Titans in Super Bowl XXXIV
- Led the Tennessee Titans to three playoff appearances and Baltimore once
- Threw for 31,304 yards and 174 touchdowns while completing 60.1 percent of his passes in his career. He played in 161 games
- The Titans retired his No. 9 jersey on Sept. 15, 2019



FOOTBALL



FOOTBALL

ALCORN BAND: THE SOUNDS OF DYN-O-MITE

Known by many as “The Sounds of Dyn-O-Mite,” the thunderous Alcorn State University marching band is one of the most celebrated “show” bands to ever perform on Saturdays. The band continues to increase in size and popularity. The 200-member band consists of more than 190 instruments, drum majors, who are known as the Fantastic Four and the sensational Golden Girls dance troupe.

Every great band program must consist of capable and competent assistant directors and staff, which includes Mr. Everson Martin, Mr. Melton Harvey, Ms. Senobia Rogers, Mr. Brian Sterling, and Mr. Steven Harper.

The band’s exceptional talent landed them a spot in the 2013 and 2016 Honda Battle of the Bands Invitational Showcase, making them one of only eight marching bands in the nation selected. The Sounds of Dyn-O-Mite took full advantage of the opportunity to show a wider audience that they’re not an ordinary band. Lots of bands are known for specific components, but Alcorn’s band has it all. Their impeccable genre of music, marching skills and dancing ability stands out among the rest.

Thousands have gathered in stadiums across the nation to experience one of the most renowned bands in the South. The Sounds of Dyn-O-Mite have performed at Soldier Field in Chicago, the Astrodome in Houston, the Los Angeles Coliseum,



Texas Stadium in Dallas, Philadelphia’s Veterans Stadium, Ladd Stadium in Alabama, the Orange Bowl in Miami, the Superdome in New Orleans and the inaugural Celebration Bowl in Atlanta. They have also participated in inaugural parades for several Mississippi governors. In 1977, members of the band participated in President Jimmy Carter’s inaugural parade.

The marching band is known for performing at civic functions regularly throughout the state of Mississippi. Alcorn’s band has a pretty impressive resume!



THE OLD COUNTRY STORE

Mr. D's Restaurant

Gift Shop Flea Market




Two locations to conveniently serve you!

The Old Country Store
18801 Hwy 61
Lorman, MS 39096
Sunday-Thursday: 10 a.m.-4 p.m.
Friday and Saturday: 10 a.m.-6 p.m.

Mr. D's Restaurant
2253 HWY 552 (The Stretch)
Lorman, MS 39096
Monday-Friday: 10 a.m.-8 p.m.



ALCORN



MEN'S BASKETBALL



MEN'S BASKETBALL

ABOUT ALCORN MEN'S BASKETBALL

Alcorn started its men's basketball program at the varsity level in 1944-45 and first competed as an independent (no conference affiliation). Two years later, it joined the South Central Athletic Conference (SCAC) and remained there until 1962 when Alcorn became a member of the Southwestern Athletic Conference (SWAC).

While members of the SCAC, Alcorn was led by stars Richard Smith and Vernon Purnell. Smith scored 2,527 points from 1952-56 which still stands as the most in school history and the only mark above 2,000 points.

The Braves won their first championship in 1965-66, which was their first of four consecutive SWAC titles under head coaches E.E. Simmons and Robert "Bob" Hopkins. Alcorn was guided by Willie Norwood who was on the team all four years and is second all-time in school history in both points (1,973) and rebounds (1,413).


The greatest season in school history came in 1978-79 when Alcorn was one of just two undefeated teams in the country along with eventual national champion Indiana State, headlined by Larry Bird. Despite going 26-0 in the regular season, Alcorn did not receive a bid to the NCAA Tournament because the SWAC was in a transition period where the league did not have an automatic bid. It was just the second year that both Alcorn and the SWAC were Division I. Thus, the Braves, who were led by future NBA star Larry Smith, played in the NIT and defeated Mississippi State 80-78 in the first round.

The very next season in 1979-80 with Smith still on the team, Alcorn again won the SWAC and advanced to the NCAA Tournament where it defeated South Alabama in the first round 70-62. Alcorn became the first-ever HBCU to win an NCAA Tournament game. Alcorn's 14-0 league record was the last time anyone in the SWAC went undefeated in conference play and the only time a team has gone undefeated in back-to-back years since the league became Division I. Smith was the SWAC Player of the Year both seasons.

Under legendary head coach Davey L. Whitney, the Braves went on to play in five more NCAA Tournaments in 1982, 1983, 1984, 1999 and 2002, and also the NIT in 1985. Whitney coached Alcorn to 508 victories over the course of 27 seasons.

BASKETBALL HISTORY

First Season.....	1945-46
All-Time Record.....	1191-1025
Regular Season Conference Championships.....	16 (2002, 2000, 1999, 1986, 1985, 1984, 1982, 1981, 1980, 1979, 1976, 1973, 1969, 1968, 1967, 1966)
Conference Tournament Titles.....	7 (2002, 1999, 1984, 1983, 1982, 1980, 1979)
NCAA Tournament Appearances.....	6 (2002, 1999, 1984, 1983, 1982, 1980)
NCAA Tournament Record.....	3-6
1980 First Round.....	W, 70-62 vs. South Alabama
1980 Second Round.....	L, 98-88 vs. LSU
1982 First Round.....	L, 94-84 vs. Houston
1983 Preliminary Round.....	W, 81-75 vs. Xavier
1983 First Round.....	L, 68-63 vs. Georgetown
1984 Preliminary Round.....	W, 79-60 vs. Houston Baptist
1984 First Round.....	L, 57-56 vs. Kansas
1999 First Round.....	L, 69-57 vs. Stanford
2002 Preliminary Round.....	L, 81-77 vs. Siena
NIT Appearances.....	2 (1985, 1979)
NIT Record.....	1-2
1979 First Round.....	W, 80-78 vs. Mississippi State
1979 Second Round.....	L, 72-68 vs. Indiana
1985 First Round.....	L, 77-75 vs. Louisville



MEN'S BASKETBALL

DAVEY L. WHITNEY COMPLEX

The arena was built in 1975 as the Scalpin' Grounds Arena. It was renamed in 1995 after Davey L. Whitney, who coached the Braves to 508 wins over 27 seasons. From 1996-2003, Whitney was one of the few coaches in the country to ever coach in a building that was named after him.

The Davey L. Whitney Complex is a 7,000-seat multi-purpose arena. It is home to the men's and women's basketball programs and the Lady Braves volleyball team.



MEN'S BASKETBALL

COACH DAVEY L. WHITNEY



MEN'S BASKETBALL

ALL-TIME HEAD COACHES

Chronological Order

H.M. Thompson (1944-45)
2-4 Overall

L.T. Harris (1946-48)
28-9 Overall

Dwight Fisher (1948-56)
190-100 Overall

W.A. Broadus (1956-59)
49-40 Overall

E.E. Simmons (1959-66)
123-76 Overall

Robert "Bob" Hopkins (1966-69)
70-12 Overall

Lonnie Walker (1989-93)
37-77 Overall, 22-32 SWAC

Thurlon "Sam" Weaver (1993-96)
21-57 Overall, 14-28 SWAC

Davey L. Whitney (1969-89, 1996-03)
508-292 Overall, 259-115 SWAC

Samuel West (2003-08)
44-103 Overall, 39-51 SWAC

Larry Smith (2008-11)
12-78, 10-44 SWAC

Luther Riley (2011-15)
38-91* Overall, 27-45* SWAC

Montez Robinson (2015-20)
69-86 Overall, 50-40 SWAC

**Wins in 2012-13 and 2013-14
were vacated by the NCAA*

All-Time Record

1191-1025




Overall Wins

1. Davey L. Whitney, 508 wins
2. Dwight Fisher, 190 wins
3. E.E. Simmons, 123 wins
4. Robert "Bob" Hopkins, 70 wins
5. Montez Robinson, 69 wins
6. W.A. Broadus, 49 wins
7. Samuel West, 44 wins
8. Luther Riley, 38 wins*
9. Lonnie Walker, 37 wins
10. L.T. Harris, 28 wins
11. Thurlon "Sam" Weaver, 21 wins
12. Larry Smith, 12 wins
13. H.M. Thompson, 2 wins

Longest Tenures

1. Davey L. Whitney, 27 seasons**
2. Dwight Fisher, 8 seasons
3. E.E. Simmons, 7 seasons
- t4. Samuel West, 5 seasons
- t4. Montez Robinson, 5 seasons
- t6. Lonnie Walker, 4 seasons
- t6. Luther Riley, 4 seasons
- t8. W.A. Broadus, 3 seasons
- t8. Robert "Bob" Hopkins, 3 seasons
- t8. Thurlon "Sam" Weaver, 3 seasons
- t8. Larry Smith, 3 seasons
12. L.T. Harris, 2 seasons
13. H.M. Thompson, 1 season

**Over two stints



MEN'S BASKETBALL

CAREER RECORDS

1,000-Point Club

1. 2,527, Richard Smith (1952-56)
2. 1,973, Willie Norwood (1965-69)
3. 1,852, Larry Smith (1976-80)
4. 1,740, Aaron Brandon (1981-85)
5. 1,727, Johnny McGill (1973-76)
6. 1,694, Dellie Robinson (1972-76)
7. 1,679, George Holloway (1951-55)
8. 1,666, Marcus Fleming (1998-02)
9. 1,664, Michael Phelps (1981-85)
10. 1,644, Odell Agnew (1960-64)
11. 1,636, Marcus Walton (1991-95)
12. 1,595, Joseph Martin (1970-74)
13. 1,525, Charles Watkins (1966-70)
14. 1,512, Walter Ned (1962-66)
15. 1,507, Vernon Purnell (1950-55)
16. 1,492, Alfred Milton (1971-75)
17. 1,490, William Bell (1972-76)
18. 1,441, LeAntwan Lockett (2012-15)
19. 1,391, Alfredo Monroe (1975-79)
20. 1,390, Reuben Stiff (1995-99)
21. 1,363, Maurice Howard (2016-20)
22. 1,361, Reginal Johnson (2014-19)
23. 1,350, Tommy Collier (1981-85)
24. 1,345, Delvin Thompson (2004-07)
25. 1,303, Marquis Vance (2013-17)
26. 1,284, Eddie Archie (1981-85)
27. 1,282, Karl Jones (1995-99)
28. 1,240, Nathaniel Archibald (1970-74)
29. 1,224, Levi Wyatt (1967-71)
30. 1,206, James Horton (1975-79)
31. 1,196, Jason Cable (1999-03)
32. 1,150, Ronnie Smith (1975-79)
33. 1,134, Albert Irving (1978-82)
34. 1,130, Eddie Baker (1978-81)
35. 1,124, Osborne Jordan (1952-56)
36. 1,122, Samuel Sing (1966-70)
37. 1,106, Tommy Davis (1958-62)
38. 1,058, David Palmer (1982-86)
39. 1,037, Andrew Tatum (1970-74)
40. 1,012, Joe Jenkins (1976-80)

800-Rebound Club

1. 1,432, Alfred Milton (1971-75)
2. 1,413, Willie Norwood (1965-69)
3. 1,334, Larry Smith (1976-80)
4. 1,247, Walter Ned (1962-66)
5. 1,134, Dellie Robinson (1972-76)
6. 1,035, Levi Wyatt (1967-71)
7. 1,002, Clinton Wyatt (1976-80)
- t8. 968, Tommy Collier (1981-85)
- t8. 968, Nathaniel Archibald (1970-74)
10. 885, Alfredo Monroe (1975-79)
11. 828, Marcus Fleming (1998-02)
12. 803, Marquis Vance (2013-17)

200-Assist Club


1. 766, Eddie Archie (1981-85)
2. 568, Rueben Stiff (1995-99)
3. 514, Marcus Walton (1991-95)
4. 362, Davey Whitney Jr. (1982-86)
5. 269, Michael Phelps (1981-85)
6. 252, Jeff Cammon (1999-03)
7. 243, Aaron Brandon (1981-85)
8. 209, Marquis Vance (2013-17)
9. 202, LeAntwan Lockett (2012-15)

200-Steal Club


1. 388, Eddie Archie (1981-85)
2. 273, Marcus Walton (1991-95)
3. 222, Reuben Stiff (1995-99)

80-Block Club


1. 144, Tommy Collier (1981-85)
2. 141, Eddie Baker (1977-81)
3. 127, Walter Harper (1998-02)
4. 102, Michael Starks (2009-13)
5. 101, Clinton Wyatt (1977-80)
6. 92, Almaad Jackson (2003-06)
7. 88, Larry Smith (1976-80)
8. 80, Marquis Vance (2013-17)



RICHARD SMITH



WILLIE NORWOOD



LARRY SMITH

MEN'S BASKETBALL


SEASON RECORDS

Most Points (500+)

1. 886, Richard Smith (1952-53)
2. 793, Richard Smith (1955-56)
3. 706, Richard Smith (1954-55)
4. 701, Johnny McGill (1975-76)
5. 633, Willie Norwood (1966-67)
6. 603, Aaron Brandon (1983-84)
7. 600, Troy Jackson (2008-09)
8. 576, Odell Agnew (1962-63)
9. 559, Willie Norwood (1968-69)
10. 558, Gardner Lee (1951-52)
11. 535, Michael Phelps (1984-85)
12. 524, Eddie Baker (1980-81)
13. 522, Larry Smith (1979-80)
- t14. 513, Larry Smith (1978-79)
- t14. 513, Albert Irving (1981-82)
- t16. 501, DeCarlos Anderson (1995-96)
- t16. 501, Marcus Fleming (2000-01)
18. 500, Reginal Johnson (2016-17)

Most Points Per Game Average

1. 24.8, Odell Agnew (1963-64)
2. 22.6, Johnny McGill (1975-76)
3. 22.1, Levi Wyatt (1969-70)
4. 21.9, Marcus Walton (1993-94)
5. 20.2, Joseph Martin (1971-72)
- t6. 20.1, Willie Norwood (1968-69)
- t6. 20.1, Larry Smith (1979-80)
- t8. 20.0, DeCarlos Anderson (1995-96)
- t8. 20.0, Troy Jackson (2008-09)



ALFREDO
MONROE

Highest Field Goal Percentage

(Minimum 100 Attempts)

1. .621, Tommy Collier (1984-85)
2. .600, Larry Smith (1978-79)
3. .584, DeAndre Davis (2015-16)
- t4. .581, Tommy Collier (1983-84)
- t4. .581, Juan Wyatt (2005-06)
- t6. .579, Albert Irving (1981-82)
- t6. .579, David Palmer (1985-86)
8. .569, Juan Wyatt (2006-07)
9. .565, David Palmer (1984-85)
10. .558, Orko Guyton (1997-98)

Most Free Throws Made

1. 178, Troy Jackson (2008-09)
2. 172, Marcus Fleming (2000-01)
3. 145, Marcus Fleming (1999-00)
4. 141, Marcus Fleming (2001-02)
5. 132, LeAntwan Lockett (2013-14)
6. 131, Marquiz Baker (2010-11)
7. 128, Marquiz Vance (2014-15)
- t8. 127, Reuben Stiff (1996-97)
- t8. 127, Jason Cable (2002-03)
- t8. 127, Delvin Thompson (2006-07)
- t8. 127, LeAntwan Lockett (2014-15)


Highest Free Throw Percentage

(Minimum 50 Attempts)


1. .892, Tori Harris (2002-03)
2. .866, A.J. Mosby (2017-18)
- t3. .861, Tori Harris (2001-02)
- t3. .861, Maurice Howard (2019-20)
5. .848, Troymain Crosby (2019-20)
6. .831, Ronnie Smith (1978-79)
- t7. .828, Jeff Cammon (2001-02)
- t7. .828, Tori Harris (2001-02)
9. .823, Xavian Rimmer (2011-12)
10. .813, Dante Sterling (2017-18)

Most Three-Pointers Made

1. 95, Maurice Howard (2018-19)
2. 86, Corey Tillery (2019-20)
3. 74, Maurice Howard (2017-18)
- t4. 73, Cedric Foster (1994-95)
- t4. 73, Jonathan Boyd (2009-10)
6. 69, Clifton Douglass (2005-06)
7. 64, Maurice Howard (2019-20)
8. 60, Jonathan Boyd (2008-09)
9. 59, A.J. Mosby (2016-17)
- t10. 58, A.J. Mosby (2017-18)
- t10. 58, Dante Sterling (2017-18)
- t10. 58, Deshaw Andrews (2019-20)



MARCUS
FLEMING



WALTER
NEDD

MEN'S BASKETBALL

SEASON RECORDS


Highest Three-Point Field Goal Percentage

(Minimum 100 Attempts)

1. .450, Deshaw Andrews (2019-20)
2. .414, Brian Jackson (2001-02)
3. .406, Maurice Howard (2018-19)
4. .403, Jonathan Boyd (2008-09)
5. .400, A.J. Mosby (2017-18)
- t6. .398, Cedric Foster (1993-94)
- t6. .398, Mark Mosley (1994-95)
8. .397, Clifton Douglass (2005-06)
9. .393, Jeff Cammon (2001-02)
10. .391, Maurice Howard (2016-17)

Most Rebounds

1. 480, Walter Ned (1965-66)
2. 455, Levi Wyatt (1970-71)
3. 410, Alfred Milton (1973-74)
4. 398, Larry Smith (1978-79)
5. 392, Larry Smith (1979-80)
6. 367, Levi Wyatt (1969-70)
7. 302, Clinton Wyatt (1979-80)
8. 295, Eddie Baker (1980-81)
9. 276, Clinton Wyatt (1977-78)
10. 263, Eddie Collier (1982-83)



LEVI
WYATT

Highest Rebounding Average

1. 17.5, Levi Wyatt (1970-71)
2. 16.0, Walter Ned (1965-66)
- t3. 15.1, Walter Ned (1963-64)
- t3. 15.1, Larry Smith (1979-80)
5. 14.7, Levi Wyatt (1969-70)
6. 13.7, Larry Smith (1978-79)
7. 13.4, Willile Norwood (1967-68)
- t8. 10.2, Clinton Wyatt (1979-80)
- t8. 10.2, Eddie Baker (1980-81)
10. 10.1, Larry Smith (1977-78)

Most Assists


1. 229, Eddie Archie (1982-83)
2. 198, Eddie Archie (1984-85)
3. 176, Eddie Archie (1983-84)
- t4. 163, Eddie Archie (1981-82)
- t4. 163, Reuben Stiff (1996-97)
6. 157, Marcus Walton (1991-92)
7. 151, Reuben Stiff (1997-98)
8. 148, Marcus Walton (1992-93)
9. 140, Reuben Stiff (1995-96)
10. 137, Davey Whitney Jr. (1985-86)

Most Steals


1. 112, Eddie Archie (1983-84)
2. 108, Eddie Archie (1982-83)
3. 88, Eddie Archie (1984-85)
4. 80, Eddie Archie (1981-82)
5. 78, Marcus Walton (1992-93)
6. 76, James Horton (1978-79)
7. 75, Troy Jackson (2008-09)
8. 74, Alleo Frazier (2002-03)
9. 73, Reuben Stiff (1998-99)
10. 72, Marcus Walton (1994-95)

Most Blocks

1. 63, Eddie Baker (1979-80)
2. 53, Clinton Wyatt (1977-78)
3. 50, Tommy Collier (1984-85)
4. 48, Clinton Wyatt (1979-80)
5. 46, Walter Harper (2000-01)
6. 45, Tommy Collier (1982-83)
7. 40, Almaad Johnson (2004-05)
8. 39, Almaad Johnson (2005-06)
9. 38, Alfredo Monroe (1978-79)
- t10. 36, David Palmer (1985-86)
- t10. 36, Devon Brewer (2018-19)



ALFRED
MILTON



EDDIE
ARCHIE

MEN'S BASKETBALL

GAME RECORDS

Most Points

1. 46, Richard Smith vs. Texas College (3/23/53)
- t2. 41, Odell Agnew vs. Wiley College (1/25/64)
- t2. 41, DeCarlos Anderson vs. Southern (2/24/96)
4. 38, Joseph Martin vs. Texas College (12/1/71)
5. 37, Joseph Martin vs. Georgetown (12/30/73)
- t6. 36, Johnny McGill vs. Texas Southern (1975)
- t6. 36, Karl Jones vs. Southern (1/12/96)
- t6. 36, Karl Jones vs. Texas Southern (2/19/96)
9. 35, Marcus Fleming vs. MVSU (1/13/01)
10. 33, Jason Cable vs. Grambling (1/8/01)

Most Field Goals Made

1. 20, Vincent Riley vs. Alabama State (1988)
2. 19, DeCarlos Anderson vs. Southern (2/24/96)
- t3. 16, Odell Agnew vs. Alabama State (1963)
- t3. 16, David Palmer vs. Wiley College (12/9/85)
- t5. 15, Joseph Martin vs. Texas College (12/1/71)
- t5. 15, Albert Irving vs. Long Island (1980)

Most Free Throws Made

1. 16, Eddie Archie vs. North Texas (1/28/82)
2. 15, Reuben Stiff, vs. Texas Southern (2/25/99)
- t3. 14, Marcus Fleming vs. Grambling (3/9/00)
- t3. 14, LeAntwan Lockett vs. PVAMU (1/5/15)
- t3. 14, Maurice Howard at Texas Southern (1/6/20)
- t6. 13, Terrance Cameron vs. Alabama A&M (1/17/00)
- t6. 13, Marcus Fleming vs. Alabama A&M (2/18/02)
- t6. 13, Denzel Dulin vs. Colorado State (11/27/16)
- t9. 12, Marcus Fleming vs. MVSU (1/13/01)
- t9. 12, Troy Jackson vs. Tougaloo (12/6/08)

Most Rebounds

1. 34, Alfred Milton vs. Dillard (12/22/71)
- t2. 21, Cornelius Jenkins vs. UAPB (1978)
- t2. 21, Larry Smith vs. MVSU (1/11/79)
4. 20, Alfred Milton vs. Southern (1975)
5. 18, JaMarkus Holt vs. Alabama A&M (1/25/10)
6. 17, Marcus Fleming vs. Siena (3/12/02)
- t7. 16, Marcus Fleming vs. MVSU (1/13/01)
- t7. 16, Dion Callans vs. Southern (2/1/03)
- t7. 16, Reginal Johnson vs. MVSU (1/14/16)
10. 15, Reginal Johnson vs. Grambling (1/9/16)

Most Assists


- t1. 15, Eddie Archie vs. North Texas (1/28/82)
- t1. 15, Eddie Archie vs. Alabama State (1984)
- t1. 15, Eddie Archie vs. Alabama State (1985)
4. 14, Eddie Archie vs. Prairie View A&M (1/22/83)
5. 12, Jeff Cammon vs. Grambling (3/5/02)
6. 11, Gilbert Thompson vs. Howard (12/8/80)
- t7. 10, Alleo Frazier vs. Jackson State (2/8/03)
- t7. 10, Troymain Crosby vs. Champion Christian (12/8/18)
- t7. 10, Maurice Howard at MVSU (1/18/20)

Most Steals

1. 11, Marcus Walton vs. Prairie View A&M (2/18/95)
- t2. 10, Eddie Archie vs. Southern (1/17/83)
- t2. 10, Eddie Archie vs. Alabama State (1984)

Most Blocks

- t1. 6, Eddie Baker vs. Prairie View A&M (12/22/80)
- t1. 6, David Palmer vs. Southern (1986)
- t1. 6, Walter Harper vs. Southern (2/24/01)
- t1. 6, Josh Nicholas vs. Alabama A&M (2/24/14)
- t5. 5, (10+ times)



MEN'S BASKETBALL

TEAM RECORDS

SEASON RECORDS

Most Points

2,729 (1972-73)

Most Points Per Game

93.2 (1972-73)

Most Field Goals Made

1,167 (1961-62)

Highest Field Goal Percentage

.513 (1979-80)

Most Free Throws Made

527 (1982-83)

Highest Free Throw Percentage

.744 (2019-20)

.727 (1966-67)

Most Rebounds

1,669 (1978-79)

Most Wins

28 (1978-79)

Most Losses

29 (2009-10)

Most Consecutive Wins

28 (1978-79)

27 (1979-80)

26 (1968-69)

23 (1975-76)

12 (1985-86)

12 (1998-99)

11 (2016-17)

10 (1972-73)

10 (1984-85)

Most Consecutive Losses

24 (2009-10)

SINGLE-GAME RECORDS

Most Points Scored

137, vs. Southern (1969)


136, vs. Dillard (1985)

135, vs. Southern (1971)

134 vs. Mississippi Industrial (1969)

132, vs. Paul Quinn (1976)

124 vs. Xavier (La.) (1978)



CHARLES
WATKINS

Fewest Points Allowed

30, vs. Prairie View A&M (1984)

40, vs. Tougaloo (1998)

40 vs. Southern (2012)

41 vs. Oakwood (2012)

44, vs. Jackson State (1998)

44, vs. South Alabama (1998)

44, vs. Belhaven (1999)

Most Combined Points

235, vs. Wiley College (1985), Alcorn won 120-115

Widest Margin of Victory

81, vs. Paul Quinn (1976), Alcorn won 132-51

72, vs. Mississippi Industrial (1974), Alcorn won 122-50

64, vs. Champion Christian (2018), Alcorn won 109-45

61, vs. Alabama State (1974), Alcorn won 122-61

58, vs. Prairie View A&M (1984), Alcorn won 105-47

53, vs. Wiley College (1975), Alcorn won 99-46

52, vs. Paul Quinn (2019), Alcorn won 111-59

Most Field Goals Made

61, vs. Dillard (1985)

57, vs. Southern (1971)

Highest Field Goal Percentage

.702, vs. Southern (1983)


.691, vs. Alabama State (1985)

Most Free Throws Made


41, vs. Grambling State (2000)

36, vs. Alabama A&M (2000)

32, vs. Prairie View A&M (1986)



CHAD
SLAUGHTER
1999 NCAA TOURNAMENT
VS. STANFORD



NATHANIEL
ARCHIBALD

MEN'S BASKETBALL

LARRY SMITH INDUCTED INTO MISSISSIPPI SPORTS HALL OF FAME

Alcorn State University basketball legend Larry Smith was inducted into the Bancorp South Mississippi Sports Hall of Fame on the evening of Saturday, July 30, 2016 at the Jackson Convention Center.

In four years at Alcorn, Smith averaged a double-double with 16.7 points and 11 rebounds per game. He played under the great head coach Davey Whitney and guided the program to victories in both the National Invitational Tournament and National Collegiate Athletic Association Tournament.

"This is a huge honor to me and it's very, very special," Smith said. "So many great athletes have come from this university but did not get recognized for their contributions. I'm just thankful that I had this opportunity, and it's a privilege as well."

As a senior, the 6-8 forward/center scored 20.1 points per outing and led NCAA Division I with 15.1 rebounds per contest. He was a two-time Southwestern Athletic Conference Player and Athlete of the Year winner in 1979 and 1980.

"This speaks volumes for the University. Coach Davey Whitney had a number of great players and Larry stood out as one of the best," said Derek Horne, director of athletics. "It's appropriate for him to earn this honor and go in and join his former coach."

During the 1978-79 season, Smith led the Braves to an astounding 28-1 record. It included an 80-78 victory over Mississippi State University in the NIT on the road.

"The win over Mississippi State was special because it really showed everyone nation-wide that we had a tremendous team. It showed that we were able to compete at a level with all Division I schools," Smith said.

The following year, he brought the Braves to the NCAA Tournament where they knocked off South Alabama, 70-62 in the first round. It was the school's first of six NCAA Tournament appearances, and their first of three NCAA Tournament victories in program history.

Furthermore, Alcorn was the first Historically Black Colleges & Universities to ever play in the NCAA Tournament.

"It was during a time when HBCUs weren't really getting the recognition that major universities were. However, that just made winning more special. Once you won games, people had to notice you," Smith said. "It was a very good feeling - being recognized as one of the best teams to ever play in this conference."

In four years as a Brave, Smith totaled 1,852 points and 1,334 rebounds. He was known as "Mr. Mean" for his serious demeanor.

"I always have to thank my teammates. Without them, this would not be happening. I had great teammates and coaches, and I deeply believe that without their support none of this would be happening," Smith said. "I consider them all hall of famers."



MEN'S BASKETBALL

LARRY SMITH INDUCTED INTO MISSISSIPPI SPORTS HALL OF FAME



After his days at Alcorn, Smith was drafted in the first round of the 1980 National Basketball Association Draft as the No. 24 pick by the Golden State Warriors. He earned NBA All-Rookie Team honors after the 1980-81 season.

Smith played 13 seasons in the NBA including stints with the Warriors (1980-89), Houston Rockets (1989-92) and San Antonio Spurs (1992-93). He averaged a whopping 9.2 rebounds per game during his career and was considered one of the best rebounders of the 1980s.

Following his playing days, Smith served as assistant coach with the Rockets from 1993-2002. He helped them win back-to-back NBA championships in 1993-94 and 1994-95. Smith was also assistant coach for the Atlanta Hawks (2003-04), Los Angeles Lakers (2004-05), Albuquerque Thunderbirds (2005-06) and the Austin Toros (2007).

"It's huge for a guy of his caliber to come out of this university and be honored like this. He attended Alcorn, played over 10 years in the NBA and then coached here at his alma mater. That means so much in terms of recruiting when you have a face that you can put out there as an example," said Alcorn men's basketball head coach Montez Robinson. "He's definitely a role

model and is always there for our players. He has an open-door policy and is always available for us."

Smith returned to Alcorn when he was named head coach of the men's basketball team May 8, 2008. He worked in that role from 2008-11 before becoming Director of Athletic Development, a position that he still holds.

"If you cut Larry, he'd bleed purple and gold. He loves Alcorn and his passion cannot be matched for any role that he takes here," Horne said. "It's just great that we can keep a jewel like him around campus as he is also an example to our student-athletes as to what can happen if you do a great job and do what's right."

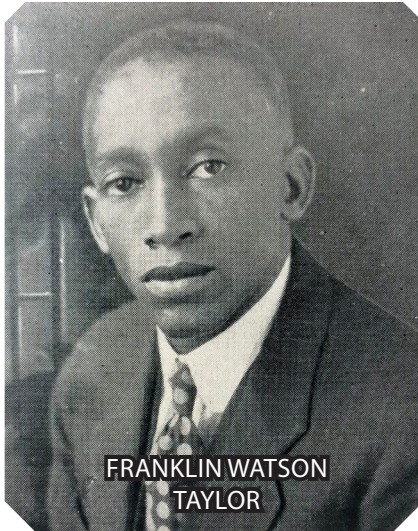
Smith, a product of Rolling Fork, Mississippi, and Simmons High School will become the first-ever basketball player from Alcorn to be inducted into the Mississippi Sports Hall of Fame.




MEN'S BASKETBALL

YEAR-BY-YEAR SCHEDULES

Notes: The first year of varsity basketball at Alcorn was 1944-45... Alcorn had a junior varsity team starting in 1927, coached by Franklin W. Taylor... the Braves played in the NAIA Playoffs eight times between 1966-77 including one national championship appearance and one final four




FRANKLIN WATSON
TAYLOR



SAMUEL
SING

1966-67 (Robert Hopkins)
SWAC Champions
(Schedule Could Not be Recovered)
NAIA Playoffs
Oklahoma Baptist (R64) L, 55-52



ROBERT
HOPKINS

1967-68 (Robert Hopkins)
SWAC Champions
(Schedule Could Not be Recovered)
NAIA Playoffs
Henderson State (R64) W, 79-70
C. Washington St. (R32) L, 85-70

1968-69 (Robert Hopkins)
26-1 Overall, 12-0 SWAC
SWAC Champions
Mississippi Industrial W, 105-70
Mississippi Valley State W, 103-81
Mississippi Industrial W, 112-81
Texas College W, 117-87
Tougaloo W, 110-70
Tougaloo W, 81-76
Jackson State W, 90-76
Southern W, 103-94
Wiley College W, 120-107
Arkansas AM&N W, 91-80
Tougaloo W, 82-73
Henderson State W, 75-67
Grambling State W, 94-76
Grambling State W, 74-71
Prairie View A&M W, 99-69
Texas Southern W, 91-79
Prairie View A&M W, 103-91
Texas Southern W, 72-70
Texas College W, 123-76
Wiley College W, 111-89
Arkansas AM&N W, 92-78
Jackson State W, 96-85
Southern W, 137-96

Henderson State W, 104-71
Mississippi Valley State W, 84-70
NAIA Playoffs
Bellarmine College (R64) W, 76-75
Kentucky Wesleyan (R32) L, 82-79

1969-70 (Davey L. Whitney)
16-9 Overall, 9-5 SWAC

Tougaloo W, 108-74
Union L, 73-67
Kentucky Wesleyan L, 92-75
Mississippi Industrial W, 134-84
Dillard L, 108-101
Tougaloo W, 88-86
Dillard W, 115-97
LeMoyne L, 99-86
LeMoyne W, 117-87
Bishop W, 85-71
Jackson State L, 89-81
Southern W, 89-73
Mississippi Industrial W, 81-72
Mississippi Valley State W, 95-88
Arkansas AM&N W, 86-85
Grambling State W, 99-83
Texas Southern L, 94-92
Prairie View A&M W, 104-100
Prairie View A&M W, 97-79
Texas Southern W, 105-98
Arkansas AM&N W, 95-86
Jackson State W, 95-86
Southern L, 87-80
Mississippi Valley State L, Forfeit
Grambling State L, 104-85


1970-71 (Davey L. Whitney)
16-8 Overall, 8-4 SWAC

Tuskegee W, 95-69
Maryland-Eastern Shore L, 103-95
Federal City W, (Forfeit)
Dillard W, 82-76
Bellamine W, 84-63
Kentucky Wesleyan L, 86-78
Dillard W, 113-76
Langston W, 109-100
Jackson State W, 93-88
Southern W, 92-72
Mississippi Valley State W, 119-75
Tougaloo W, 119-81
Prairie View A&M W, 82-75
Prairie View A&M L, 77-74
Texas Southern W, 111-96
Texas Southern L, 96-77
Mississippi Industrial W, 113-76

MEN'S BASKETBALL

YEAR-BY-YEAR SCHEDULES

Mississippi Valley State	W, 86-80
Tougaloo	L, 91-87
Jackson State	W, 96-86
Southern	W, 110-96
Grambling State	L, 100-94
Tuskegee	L, 96-94
Jackson State	L, 89-88



NATHANIEL
ARCHIBALD

1971-72 (Davey L. Whitney) 16-8 Overall, 10-4 SWAC

Texas College	W, 113-98
Kentucky Wesleyan	L, 99-82
Bellamine	L, 95-83
Dillard	L, 91-83
Southern	L, 80-77
Southern	W, 135-109
Langston	W, 109-79
Dillard	W, 103-67
Jackson State	W, 92-90
Langston	W, 114-79
Southern	W, 112-88
Tougaloo	W, 96-65
Mississippi Valley State	W, 87-84
Grambling State	L, 101-88
Texas Southern	L, 113-96
Prairie View A&M	W, 87-85
Prairie View A&M	W, 93-81
Texas Southern	L, 90-89
Tougaloo	L, 89-84
Mississippi Valley State	W, 90-84
Grambling State	W, 95-94
Jackson State	W, 86-80
Southern	W, 86-84
Livingston	W, 90-87

1972-73 (Davey L. Whitney) 23-6 Overall, 9-5 SWAC SWAC Champions

Tougaloo	W, 88-57
Tuskegee	W, 78-65
Belhaven	W, 72-63
Tougaloo	W, 103-68
Jackson State	L, 83-75
Tuskegee	W, 109-72
Dillard	W, 110-97
Arkansas AM&N	W, 108-86
Albany	W, 107-78
Norfolk State	W, 88-84
Prairie View A&M	L, 100-89
Bishop	W, 128-85
Jackson State	W, 81-74
Southern	W, 106-97
Grambling State	W, 82-79
Dillard	W, 80-79
Prairie View A&M	L, 105-85
Tougaloo	W, 85-84
Prairie View A&M	L, 105-95
Texas Southern	W, 94-84
Mississippi Valley State	W, 111-79
Mississippi Valley State	W, 81-80
Texas Southern	W, 108-107
Jackson State	W, 104-98
Southern	W, 86-81
Grambling State	L, 90-88

NAIA Playoffs

Florence State (Qualifier)	W, 103-72
Jackson State (R64)	W, 83-79
Oklahoma Baptist (R32)	L, 79-76

1973-74 (Davey L. Whitney) 26-6 Overall, 12-4 SWAC

Mississippi Industrial	W, 122-50
Belhaven	W, 93-55
Millsaps	W, 98-69
Jackson State	W, 86-59
Tougaloo	W, 82-56
Tuskegee	W, 104-83
Alabama State	W, 122-61
Delta State	W, 80-67
Hanover	W, 98-95
Georgetown College (Ky.)	L, 104-101
Arkansas-Pine Bluff	W, 103-93
Southern	W, 95-93
Jackson State	L, 79-75
Mississippi Valley State	W, 103-84
Grambling State	W, 96-93
Tougaloo	W, 95-75
Texas Southern	W, 120-103

Prairie View A&M	W, 109-86
Grambling State	W, 112-105
Alabama State	L, 91-87
Mississippi Valley State	W, 118-77
Jackson State	L, 86-82
Southern	W, 93-77
Prairie View A&M	W, 101-71
Southern	L, 84-74

NAIA Playoffs

Athens (Qualifier)	W, 97-89
Birmingham So. (R64)	W, 61-56
C. Washington St. (R32)	W, 93-55
Mo. Western St. (R16)	W, 80-72
Hanover (E8)	W, 107-102 (2OT)
St. Mary's (TX) (F4)	W, 76-71
West Georgia (Finals)	L, 97-79

1974-75 (Davey L. Whitney) 26-9 Overall, 12-6 SWAC

Marian College	W, 99-81
Belhaven	W, 74-65
Mississippi Valley State	W, 73-71
Jackson State	L, 95-80
Arkansas-Pine Bluff	L, 95-70
Morgan State	W, 76-72
Maryland-Eastern Shore	W, 96-92
Tougaloo	W, 109-80
Midwestern	W, 85-80
Southeastern Louisiana	W, 85-70
Henderson State	L, 66-63
Arkansas-Pine Bluff	W, 102-80
Jackson State	L, 109-97
Southern	L, 102-88
Mississippi Valley State	W, 93-88
Grambling State	W, 85-71
Tougaloo	W, 106-105
Prairie View A&M	W, 120-106
Texas Southern	W, 110-98
Prairie View A&M	L, 106-105
Texas Southern	W, 99-95
Grambling State	L, 93-91
Mississippi Valley State	W, 89-78
Jackson State	W, 79-73
Southern	W, 120-110
Texas Southern	W, 101-83
Mississippi Valley State	W, 96-81
Jackson State	L, 87-76

NAIA Playoffs

Northwestern State (Q)	W, 87-73
Jackson State (R64)	W, 89-84
Central Arkansas (R32)	W, 88-77
Edinboro (PA) (R16)	W, 85-79
Malone (Ohio) (E8)	W, 101-87

MEN'S BASKETBALL

YEAR-BY-YEAR SCHEDULES

Grand Canyon (F4) L, 88-68
St. Mary's (TX) (3rd-Place) W, 75-74

1975-76 (Davey L. Whitney)

27-4 Overall, 14-2 SWAC

SWAC Champions

Wiley College	W, 99-46
Mississippi Industrial	W, 85-71
Paul Quinn	W, 132-51
Whitworth College	W, 90-68
Tougaloo	W, 92-62
Biscayne College	W, 106-68
Delta State	W, 105-91
Xavier (La.)	W, 86-74
Philander Smith	W, 131-85
Florida A&M	W, 99-80
Jackson State	W, 82-81
Arkansas-Pine Bluff	W, 118-79
Jackson State	W, 95-81
Southern	W, 114-109
Mississippi Valley State	W, 99-83
Grambling State	W, 89-84
Arkansas-Pine Bluff	W, 67-64
Texas Southern	W, 89-85
Prairie View A&M	W, 109-101
Texas Southern	W, 86-80
Prairie View A&M	W, 116-92
Tougaloo	W, 82-55
Mississippi Valley State	W, 66-64
Jackson State	L, 90-87
Southern	L, 96-82
Grambling State	W, 95-92
Texas Southern	W, 85-73
Grambling State	L, 88-84


NAIA Playoffs

Belhaven (Q)	W, 76-62
Jackson State (R64)	W, 97-86
Lake Superior (R32)	L, 88-79

1976-77 (Davey L. Whitney)

24-9 Overall, 9-7 SWAC

Albany State	W, 82-65
William Carey	W, 98-51
Mississippi College	W, 90-48
Paul Quinn	W, 113-68
Midwestern	L, 88-84
Florida A&M	W, 101-86
Central State	W, 82-72
Tougaloo	W, 61-52
William Carey	W, 107-72
Arkansas-Pine Bluff	W, 108-85
Jackson State	L, 86-84
Southern	L, 81-79



Mississippi Valley State	L, 75-74
Grambling State	W, 86-75
Prairie View A&M	W, 108-88
Texas Southern	L, 96-93
Southern	L, 81-79
Delta State	W, 94-62
Prairie View A&M	W, 90-88
Texas Southern	L, 95-84
Tougaloo	W, 79-69
Delta State	W, 78-61
Southern	W, 100-94
Jackson State	W, 71-69
Mississippi Valley State	W, 86-80
Grambling State	L, 82-80
Prairie View A&M	W, 99-79
Southern	W, 92-91

NAIA Playoffs

Rust (Q)	W, 67-65
Louisiana College (R64)	W, 80-76
Mount Mary (R32)	W, 90-54
Alabama-Huntsville (R16)	W, 76-75
Campbell (E8)	L, 77-63

1977-78 (Davey L. Whitney)

22-6 Overall, 9-3 SWAC

Dillard	W, 109-75
Sam Houston State	W, 97-51
Sam Houston State	W, 86-77
Wiley College	W, 111-69
Quincey	W, 74-57
Midwestern	W, 76-60
Tougaloo	W, 105-56
Florida A&M	L, 83-77
Arkansas-Pine Bluff	W, 103-77
Xavier (La.)	W, 124-106

Miles College	W, 97-80
Jackson State	W, 95-81
Southern	W, 87-83
Mississippi Valley State	W, 102-79
Grambling State	W, 105-62
Dillard	W, 87-79
Texas Southern	L, 91-68
Tougaloo	W, 86-65
Mississippi Valley State	L, 88-85
Jackson State	W, 91-61
Southern	W, 85-83
Texas Southern	L, 88-87
Prairie View A&M	W, 121-101
Grambling State	W, 67-65
Arkansas-Pine Bluff	L, 80-76
Mississippi Valley State	W, 83-82
vs. #6 Grambling State	W, 86-73
vs. #2 Southern	L, 86-74

Note: 1977-78 was Alcorn's (and the SWAC conference's) first year at the Division I level

1978-79 (Davey L. Whitney)

27-1 Overall, 12-0 SWAC

SWAC Champions


Xavier (La.)	W, 104-91
Savannah State	W, 98-60
Dillard	W, 103-89
Tougaloo	W, 98-76
Arkansas-Pine Bluff	W, 116-85
Dillard	W, 95-75
Kent State	W, 82-75
Alabama State	W, 85-80
Jackson State	W, 82-70
Southern	W, 107-101
Mississippi Valley State	W, 92-64
Grambling State	W, 100-86
Xavier (La.)	W, 95-80
Bishop	W, 100-82
Texas Southern	W, 92-63
Prairie View A&M	W, 103-89
Prairie View A&M	W, 81-63
Texas Southern	W, 81-63
Tougaloo	W, 92-74
Arkansas-Pine Bluff	W, 95-89
Mississippi Valley State	W, 90-69
Southern	W, 88-84
Bishop	W, 98-81
Grambling State	W, 76-74
vs. #4 MVSU	W, 88-76
vs. #2 Southern	W, 108-89

National Invitational Tournament

#4 Mississippi State (R32)	W, 80-78
#1 Indiana (R16)	L, 73-69

MEN'S BASKETBALL

YEAR-BY-YEAR SCHEDULES



LARRY SMITH

Note 1: Despite going 26-0 in the regular season 1978-79, Alcorn did not receive a bid to the NCAA Tournament because the SWAC was in a transition period where the league did not have an automatic bid; the Braves played in the NIT that year, defeating Mississippi State

Note 2: Indiana went on to win the NIT... after the tournament, IU head coach Bob Knight told Sports Illustrated that Alcorn was its toughest opponent

1979-80 (Davey L. Whitney)
28-2 Overall, 14-0 SWAC
SWAC Champions

Southern Miss	W, 77-71
Mississippi State	L, 83-80
North Carolina A&T	W, 108-86
Little Rock	W, 95-55
South Carolina State	W, 103-68
Howard	W, 95-48
Florida A&M	W, 87-67
Mississippi Valley State	W, 87-47
Mississippi State	W, 82-75
South Alabama	W, 82-77
Jackson State	W, 102-92
Mississippi Valley State	W, 96-63
Florida A&M	W, 87-47
Southern	W, 106-90
Mississippi Valley State	W, 86-61
Grambling State	W, 101-86
Texas Southern	W, 93-82
Prairie View A&M	W, 104-77
Canisius	W, 75-70

Southern	W, 88-85
Grambling State	W, 87-72
Prairie View A&M	W, 96-81
Texas Southern	W, 79-71
Jackson State	W, 97-75
South Carolina State	W, 108-77
Little Rock	W, 71-68
vs. #4 Southern	W, 116-62
vs. #2 Grambling State	W, 83-61
<u>NCAA Tournament (Midwest Region)</u>	
#9 South Alabama (R64)	W, 70-62
#1 LSU (R32)	L, 98-88


Note 1: Alcorn became the first-ever HBCU to win an NCAA Tournament game

Note 2: The SWAC did not receive an automatic bid to the NCAA Tournament, Alcorn was awarded its bid

Note 3: Alcorn's 14-0 league record was the last time anyone in the SWAC went undefeated in conference play and the only time a team has gone undefeated in back-to-back years since the league became Division I

1980-81 (Davey L. Whitney)
17-12 Overall, 9-5 SWAC
SWAC Champions

South Carolina State	W, 68-62
Howard	W, 72-68
Baylor	L, 82-73



EDDIE BAKER

California	L, 77-72
Toledo	W, 72-68
Prairie View A&M	W, 98-75
Kent State	W, 84-74
Oklahoma State	L, 86-85
Long Island	W, 87-80
Mississippi Valley State	W, 73-64
Florida A&M	L, 72-71
Saint Louis	W, 74-70
Southern	W, 85-81
Prairie View A&M	W, 99-71
Texas Southern	W, 111-77
Jackson State	W, 75-70
Grambling State	L, 79-73
Prairie View A&M	W, 63-56
Southern	L, 85-79



1979-80
STARTING LINEUP

MEN'S BASKETBALL

YEAR-BY-YEAR SCHEDULES

Grambling State	L, 85-68
Dayton	L, 94-69
Texas Southern	L, 66-64
Jackson State	W, 65-57
South Carolina State	W, 95-76
Florida A&M	L, 83-79
Mississippi Valley State	W, 83-65
Jackson State	L, 71-69
vs. #8 Prairie View A&M	W, 90-79
vs. #4 Grambling State	L, 77-74

1981-82 (Davey L. Whitney)

21-8 Overall, 10-2 SWAC

SWAC Champions

Missouri	L, 82-51
North Carolina A&T	W, 86-78
South Carolina State	W, 92-73
North Park	W, 90-68
Florida A&M	W, 101-65
Illinois-CC	W, 88-81
North Texas	L, 87-69
Southeastern Louisiana	W, 54-53
Jackson State	L, 72-68
Mississippi Valley State	W, 84-71
Florida A&M	L, 72-62
Southern	W, 82-67
Texas Southern	W, 64-63
Prairie View A&M	W, 67-57
Grambling State	W, 70-67
Kansas	L, 72-60
North Texas	W, 106-82
Southern	W, 70-53
Grambling State	W, 82-72
Texas Southern	W, 87-72
Illinois-CC	W, 92-80
Prairie View A&M	W, 93-67
Jackson State	L, 66-64
South Carolina State	W, 107-86
Mississippi Valley State	W, 85-83
North Texas	L, 83-77
vs. #8 Prairie View A&M	W, 102-69
vs. #4 Texas Southern	W, 85-82
vs. #2 Jackson State	W, 87-77
<u>NCAA Tournament (Midwest Region)</u>	
#6 Houston (R64)	L, 94-84

1982-83 (Davey L. Whitney)

20-11 Overall, 10-4 SWAC

SWAC Champions

Syracuse	L, 110-77
Boston University	W, 74-72
Illinois-Chicago	W, 83-70
Alabama State	L, 96-89

Florida A&M	W, 67-65
Albany State	L, 89-81
Kansas	L, 86-72
Georgia State	W, 83-74
Louisiana-Monroe	L, 77-75
Jackson State	W, 78-75
Mississippi Valley State	W, 63-56
Alabama State	L, 94-84
Southern	W, 85-76
Texas Southern	L, 74-70
South Carolina State	W, 115-82
Grambling State	W, 84-77
South Carolina State	L, 89-87
Southern	W, 88-76
Grambling State	W, 76-72
Prairie View A&M	W, 73-60
Texas Southern	L, 68-67
Jackson State	W, 94-73
Wiley College	W, 77-74
Florida A&M	W, 83-60
Illinois-Chicago	L, 80-70
Mississippi Valley State	W, 63-55
vs. #7 Prairie View A&M	W, 96-55
vs. #2 Southern	W, 87-75
vs. #1 Texas Southern	W, 81-69
<u>NCAA Tournament (Midwest Region)</u>	
#12 Xavier (Ohio) (Q)	W, 81-75
#5 Georgetown (R64)	L, 68-63

1983-84 (Davey L. Whitney)

21-10 Overall, 11-3 SWAC

SWAC Champions

Houston-Tillotson	W, 116-82
Loyola-Chicago	L, 86-82
Wiley College	W, 103-95
Mercer	L, 103-101
Columbia	W, 80-61
Fort Valley State	W, 78-75
Illinois-Chicago	L, 91-85
North Texas	W, 57-48
Bradley	L, 69-57
UTEP	L, 70-57
Jackson State	L, 59-58
Mississippi Valley State	W, 97-85
Columbia	W, 70-49
Southern	W, 66-61
Mississippi Valley State	W, 69-60
Texas Southern	L, 64-62
Grambling State	W, 90-78
Prairie View A&M	W, 69-66
Alabama State	W, 83-76
South Carolina State	W, 102-81
Southern	L, 79-69

Grambling State	W, 75-51
Texas Southern	W, 110-87
Prairie View A&M	W, 105-47
Jackson State	W, 90-62
Alabama State	W, 95-94
South Carolina State	L, 84-71
vs. #4 Grambling State	W, 76-51
vs. #2 Texas Southern	W, 78-69
<u>NCAA Tournament (Midwest Region)</u>	
#12 Houston Baptist (Q)	W, 79-60
#5 Kansas (R64)	L, 57-56

1984-85 (Davey L. Whitney)

23-8 Overall, 13-1 SWAC

SWAC Champions

Wiley College	W, 110-96
Sam Houston State	W, 84-82
Delta State	W, 75-63
Florida A&M	W, 112-79
Toledo	L, 82-70
Michigan	L, 84-81
Bradley	L, 79-72
North Texas	W, 95-75
Tulsa	L, 92-79
Illinois-Chicago	W, 88-74
Dillard	W, 136-91
Mississippi Valley State	W, 88-68
Grambling State	W, 73-54
Jackson State	W, 105-70
Alabama State	W, 79-77
Texas Southern	W, 82-80
Prairie View A&M	W, 90-77
Southern	L, 86-72
Mississippi Valley State	W, 81-74
Grambling State	W, 88-67
South Carolina State	W, 90-75
Southern	L, 86-72
Mississippi Valley State	W, 81-74
Grambling State	W, 88-67
South Carolina State	W, 85-83
Texas Southern	W, 70-66
Prairie View A&M	W, 104-86
Southern	W, 60-56
vs. #8 Texas Southern	W, 58-56
vs. #4 Southern	L, 85-70
<u>National Invitational Tournament</u>	
#4 Louisville (R32)	L, 85-75

1985-86 (Davey L. Whitney)

16-13 Overall, 11-3 SWAC

SWAC Champions

Texas A&M	L, 82-69
Mississippi	L, 76-70

MEN'S BASKETBALL

YEAR-BY-YEAR SCHEDULES

Wiley College	W, 120-115
Texas Tech	L, 74-70
Louisiana Tech	W, 73-72
Delta State	L, 77-71
UTEP	L, 73-47
Minnesota	L, 110-72
Tennessee State	W, 74-55
Illinois-Chicago	L, 77-72
Grambling State	W, 62-61
Mississippi Valley State	L, 81-74
Sam Houston State	L, 78-65
Jackson State	L, 85-73
Alabama State	W, 113-109
Prairie View A&M	W, 92-75
Texas Southern	W, 88-70
Southern	W, 79-69
Florida A&M	W, 80-79
Grambling State	W, 82-58
Mississippi Valley State	W, 73-70
Sam Houston State	L, 78-67
Jackson State	W, 80-65
Alabama State	W, 88-82
Prairie View A&M	W, 60-58
Texas Southern	W, 90-69
Southern	L, 83-71
vs. No. 8 Grambling State	W, 71-53
vs. No. 5 MVSU	L, 71-70

1986-87 (Davey L. Whitney)

5-23, 3-11 SWAC

Delta State	L, 74-59
Austin-Peay	L, 86-70
Radford	L, 70-66
Sam Houston State	L, 64-52
Dillard	L, 78-76
Memphis	L, 108-56
Florida State	L, 84-62
Central Florida	W, 77-74
North Texas	L, 90-74
Howard	L, 78-59
Tennessee State	L, 73-63
Mississippi Valley State	W, 86-84
Grambling State	L, 81-57
Delta State	L, 64-63
Jackson State	L, 47-45
Alabama State	L, 73-60
Texas Southern	L, 70-66
Prairie View A&M	L, 73-68
Southern	L, 90-65
Sam Houston State	W, 76-72
Mississippi Valley State	L, 102-97
Grambling State	L, 77-66
Jackson State	L, 56-47

Alabama State	L, 76-71
Texas Southern	W, 84-71
Prairie View A&M	W, 72-63
Southern	L, 100-83
vs. #2 Southern	L, 100-89

1987-88 (Davey L. Whitney)

8-20 Overall, 5-9 SWAC

Georgia Tech	L, 114-71
Oral Roberts	L, 101-93
Eastern Michigan	L, 75-61
North Texas	W, 70-64
Evansville	L, 105-45
Arkansas	L, 101-55
SMU	L, 116-85
Delta State	L, 79-71
Memphis	L, 87-64
Drake	L, 63-49
UMKC	W, 62-59
Mississippi Valley State	W, 83-77
Grambling State	L, 80-74
North Texas	L, 85-80
Jackson State	L, 67-59
Alabama State	W, 86-81
Texas Southern	W, 85-84
Prairie View A&M	W, 87-55
Southern	L, 92-80
Mississippi Valley State	L, 86-84
Grambling State	W, 67-58
Jackson State	L, 75-73
Alabama State	L, 97-87
Texas Southern	L, 70-68
Prairie View A&M	L, 68-63
Southern	L, 78-77
vs. #3 Jackson State	W, 79-63
vs. #2 Southern	L, 87-73

1988-89 (Davey L. Whitney)

5-23 Overall, 4-10 SWAC

Arkansas-Pine Bluff	W, 75-72
Miles College	L, 84-80
Rice	L, 107-74
UTEP	L, 84-83
Houston Baptist	L, 74-63
Delta State	L, 68-66
Santa Clara	L, 73-47
VCU	L, 100-73
Southeastern Louisiana	L, 88-72
Houston	L, 112-74
Evansville	L, 81-44
Mississippi Valley State	W, 77-75
Grambling State	L, 75-64
Georgia Tech	L, 88-63

Jackson State	L, 76-62
Alabama State	W, 92-82
Prairie View A&M	L, 64-52
Texas Southern	L, 83-72
Southern	W, 98-97
Mississippi Valley State	L, 82-56
Grambling State	W, 76-74
Jackson State	L, 72-64
Alabama State	L, 86-68
Prairie View A&M	L, 58-53
Texas Southern	L, 86-80
UMKC	L, 92-68
Southern	L, 92-70
vs. #2 Grambling State	L, 83-70

1989-90 (Lonnie Walker)

7-22 Overall, 6-8 SWAC

Arkansas-Pine Bluff	L, 76-64
UAB	L, 104-53
Louisiana-Lafayette	L, 91-81
Delta State	L, 79-71
Southeastern Louisiana	L, 86-78
Delta State	L, 100-59
Middle Tennessee	L, 85-76
Maryland	L, 110-91
Murray State	L, 90-72
George Washington	L, 87-77
Grambling State	W, 77-69
Mississippi Valley State	L, 92-72
Alabama State	W, 78-77
Jackson State	W, 85-82
Texas Southern	W, 69-66
Prairie View A&M	L, 68-63
Southern	L, 130-89
Cincinnati	L, 89-52
Grambling State	W, 78-69
Mississippi Valley State	W, 78-73
Alabama State	L, 78-70
Jackson State	L, 69-56
UMKC	L, 72-69
Texas Southern	L, 91-49
Prairie View A&M	L, 78-69
Southern	L, 112-80
UMKC	L, 96-87
vs. #4 Alabama State	W, 119-108
vs. #1 Southern	L, 120-94

1990-91 (Lonnie Walker)

8-21 Overall, 3-9 SWAC

Indiana	W, 79-77
Miles	L, 105-96
North Texas	L, 98-88
Mississippi College	L, 90-64

MEN'S BASKETBALL

YEAR-BY-YEAR SCHEDULES

Wisconsin	L, 77-74
Arkansas-Pine Bluff	W, 68-55
Northern Iowa	L, 75-53
Southeastern Louisiana	L, 88-78
Louisiana-Monroe	W, 102-71
Middle Tennessee	L, 83-71
Mississippi State	L, 120-65
Louisiana-Monroe	W, 78-70
Maryland-Eastern Shore	L, 87-85
Mississippi Valley State	W, 100-89
Grambling State	W, 82-75
Jackson State	L, 86-69
Alabama State	L, 88-66
Texas Southern	L, 107-90
Southern	L, 116-78
Wisconsin	L, 109-99
Mississippi Valley State	L, 100-89
Grambling State	L, 93-81
Jackson State	L, 94-87
Alabama State	L, 82-80
Tennessee State	L, 98-89
Texas Southern	W, 94-79
Southern	L, 106-89
vs. #2 Southern	W, 77-75
vs. #3 Texas Southern	L, 70-63

1991-92 (Lonnie Walker)
15-14 Overall, 8-6 SWAC

Little Rock	L, 82-74
South Florida	L, 104-84
North Texas	W, 102-98
Tennessee State	W, 84-74
Northeastern Illinois	W, 98-69
Little Rock	W, 86-75
Idaho	L, 87-75
Washington State	L, 119-81
Mississippi	L, 111-67
Central Florida	L, 96-88
Grambling State	W, 82-79
Mississippi Valley State	L, 92-66
Northeastern Illinois	W, 74-67
Alabama State	L, 88-79
Jackson State	W, 72-63
Morehead State	L, 91-87
Texas Southern	L, 71-60
Prairie View A&M	W, 100-64
Southern	W, 101-91
Mississippi College	W, 83-81
Grambling State	W, 120-94
Mississippi Valley State	W, 88-80
Alabama State	L, 93-81
Jackson State	L, 79-74
Texas Southern	L, 73-64


Prairie View A&M	W, 73-61
Southern	W, 84-82
vs. #4 Alabama State	W, 88-84
vs. #1 MVSU	L, 76-72

1992-93 (Lonnie Walker)
7-20 Overall, 5-9 SWAC

Southeast Missouri	L, 86-81
Louisiana-Monroe	L, 105-90
Wisconsin-Milwaukee	L, 91-76
UAB	L, 100-70
Gonzaga	L, 77-66
Southern Miss	L, 86-59
Georgia Southern	L, 69-59
Campbell	W, 85-61
Wisconsin	L, 110-81
Wisconsin-Milwaukee	L, 94-80
Mississippi Valley State	L, 56-55
Grambling State	W, 86-83
Jackson State	L, 103-86
Alabama State	L, 97-87
Prairie View A&M	W, 107-89
Texas Southern	W, 85-72
Southern	L, 94-83
Mississippi Valley State	L, 87-79
Grambling State	L, 87-74
Jackson State	L, 83-69
Alabama State	L, 85-81
Mississippi College	L, 76-63
Prairie View A&M	W, 100-69
Texas Southern	W, 93-91
Southern	L, 89-78
vs. #2 Alabama State	W, 83-80
vs. #3 Southern	L, 93-75

1993-94 (Sam Weaver)
3-24 Overall, 3-11 SWAC

Memphis	L, 92-59
Mississippi College	L, 81-64
Tougaloo	L, 102-98
Southern Miss	L, 110-81
Arkansas-Pine Bluff	L, 69-58
Little Rock	L, 101-50
Toledo	L, 79-53
Louisiana-Lafayette	L, 96-59
Slippery Rock	L, 77-67
Arkansas-Little Rock	L, 81-60
Grambling State	L, 102-89
Mississippi Valley State	L, 93-87
Alabama State	L, 89-82
Jackson State	L, 110-81
Arkansas-Pine Bluff	L, 61-59
Texas Southern	L, 74-67



Prairie View A&M	W, 92-80
Southern	L, 90-87
Troy	L, 114-104
Grambling State	W, 90-81
Mississippi Valley State	W, 77-71
Alabama State	L, 95-83
Jackson State	L, 107-70
Texas Southern	L, 107-62
Prairie View A&M	L, 86-83
Southern	L, 104-99
vs. #2 Jackson State	L, 71-53

1994-95 (Sam Weaver)
8-18 Overall, 4-10 SWAC

Northwestern State	L, 77-66
Baptist Christian	W, 92-79
Jarvis Christian	W, 115-85
Maine	L, 90-70
Fairfield	L, 99-75
Murray State	W, 86-70
Southwest Missouri	L, 89-57
Montana State	L, 103-73
Yale	L, 69-56
Murray State	L, 111-100
Mississippi Valley State	W, 81-78
Grambling State	W, 93-70
Jackson State	W, 81-80
Alabama State	L, 87-78
Prairie View A&M	L, 87-85
Texas Southern	L, 97-90
Southern	L, 96-83
Tougaloo	W, 92-84

MEN'S BASKETBALL

YEAR-BY-YEAR SCHEDULES

Mississippi Valley State	L, 95-91 (OT)
Grambling State	L, 90-89
Jackson State	W, 98-93
Alabama State	L, 87-74
Saint Louis	L, 100-70
Prairie View A&M	L, 94-89
Texas Southern	L, 77-75
Southern	L, 80-78

1995-96 (Sam Weaver)
10-15 Overall, 7-7 SWAC

Belhaven	W, 81-70
Cleveland State	W, 76-62
Montana State	L, 87-79
Arkansas	L, 116-75
Ball State	L, 103-60
Saint Louis	L, 63-60
Montana State	L, 121-69
Wyoming	L, 87-64
Eastern Kentucky	L, 82-76
Faith Baptist	W, 110-60
Mississippi Valley State	L, 113-78
Grambling State	L, 92-76
Jackson State	W, 69-68
Alabama State	W, 85-61
Prairie View A&M	W, 105-84
Texas Southern	L, 85-75
Southern	L, 95-87
Cleveland State	L, 58-56
Mississippi Valley State	W, 77-74
Grambling State	L, 77-65
Jackson State	L, 75-59
Alabama State	L, 80-77
Prairie View A&M	W, 84-83
Texas Southern	W, 102-98 (2OT)
Southern	W, 97-94

1996-97 (Davey L. Whitney)
11-17 Overall, 8-6 SWAC

Iowa State	L, 87-58
Arkansas-Pine Bluff	W, 87-84
Murray State	L, 107-86
Tougaloo	L, 88-85 (OT)
Saint Louis	L, 85-45
IUPUI	W, 69-58
Oklahoma State	L, 84-72
Little Rock	L, 78-66
Murray State	L, 64-62
Mississippi Valley State	L, 79-78
Grambling State	W, 75-57
Jackson State	L, 70-58
Alabama State	W, 67-52

Prairie View A&M	L, 81-80
Texas Southern	L, 84-65
Southern	L, 98-90
Arkansas-Pine Bluff	L, 98-80
Mississippi Valley State	W, 89-78
Grambling State	W, 78-70
Oral Roberts	L, 82-65
Jackson State	W, 53-52
Alabama State	L, 78-75
Prairie View A&M	W, 76-71
Texas Southern	W, 85-70
Southern	W, 83-80
Oral Roberts	L, 78-50
vs. #6 Alabama State	W, 78-72 (OT)
vs. #2 Jackson State	L, 72-68

1997-98 (Davey L. Whitney)
12-15, 8-8 SWAC

Southeastern Louisiana	W, 114-110
Tougaloo	W, 92-71
South Alabama	L, 72-41
Cincinnati	L, 90-76
IUPUI	W, 84-77
Arkansas-Pine Bluff	W, 82-68
South Alabama	L, 52-42
Wisconsin-Green Bay	L, 80-62
Southeastern Louisiana	W, 91-80
UTEP	L, 60-55
New Mexico State	L, 90-79
Southern	L, 80-68
Mississippi Valley State	L, 89-85 (OT)
Grambling State	L, 64-62
Jackson State	W, 69-44
Alabama State	W, 62-60
Prairie View A&M	W, 91-74
Texas Southern	L, 81-74
Southern	L, 91-75
Mississippi Valley State	W, 79-76
Grambling State	W, 87-74
Jackson State	L, 73-60
Alabama State	L, 73-54
Prairie View A&M	W, 72-63
Texas Southern	L, 101-83
Arkansas-Pine Bluff	W, 84-73
vs. #4 Grambling State	L, 74-73

1998-99 (Davey L. Whitney)
23-7 Overall, 14-2 SWAC
SWAC Champions

UAB	L, 70-57
South Alabama	W, 62-44
Texas Southern	W, 72-54
Prairie View A&M	W, 85-72

Illinois State	L, 86-73
SMU	W, 75-74
Tougaloo	W, 81-40
Oregon	L, 78-68
Wyoming	L, 101-64
IUPUI	W, 58-53
Jackson State	L, 70-53
Grambling State	W, 62-61
Mississippi Valley State	W, 73-66
Arkansas-Pine Bluff	W, 103-63
Alabama A&M	W, 96-86
Alabama State	W, 65-59
Southern	W, 82-67
Jackson State	W, 75-62
Grambling State	W, 93-62
Mississippi Valley State	W, 79-74
Arkansas-Pine Bluff	W, 92-70
Alabama A&M	W, 77-68
Alabama State	W, 78-53
Southern	L, 67-66
Texas Southern	W, 71-70
Prairie View A&M	W, 81-63
vs. #8 Prairie View A&M	W, 114-61
vs. #4 MVSU	W, 73-61
vs. #2 Southern	W, 89-83
<u>NCAA Tournament (West Regional)</u>	
#2 Stanford (R64)	L, 69-57

1999-00 (Davey L. Whitney)
19-10, 15-3 SWAC
SWAC Champions

Southern Miss	L, 88-58
Chattanooga	W, 86-80
New Mexico	L, 85-58
Little Rock	L, 75-68
Tougaloo	W, 83-56
Belhaven	W, 95-44
LSU	L, 71-64
Oklahoma State	L, 79-53
Prairie View A&M	W, 91-72
Texas Southern	W, 70-67
Arkansas	L, 102-59
Grambling State	W, 97-71
Jackson State	W, 72-63
Mississippi Valley State	L, 67-62
Arkansas-Pine Bluff	W, 60-47
Alabama State	W, 71-55
Alabama A&M	W, 79-70
Southern	L, 83-77
Jackson State	L, 73-72
Grambling State	W, 82-61
Mississippi Valley State	W, 81-64
Arkansas-Pine Bluff	W, 85-73

MEN'S BASKETBALL

YEAR-BY-YEAR SCHEDULES

Alabama State	W, 62-60
Alabama A&M	W, 69-65
Southern	W, 65-69
Prairie View A&M	W, 106-96
Texas Southern	W, 82-65
vs. #8 Grambling State	W, 94-82
vs. #4 Jackson State	L, 64-60

2000-01 (Davey L. Whitney)

15-15 Overall, 13-5 SWAC

Oklahoma	L, 75-56
UNC-Wilmington	L, 90-64
Southern Miss	L, 88-62
New Mexico	L, 81-65
Little Rock	L, 89-73
UTEP	L, 84-76
Prairie View A&M	W, 86-64
Texas Southern	W, 93-74
South Florida	L, 79-66
Buffalo	L, 74-69
UAB	L, 76-68
Jackson State	W, 63-60
Grambling State	W, 108-105
Mississippi Valley State	W, 100-95
Arkansas-Pine Bluff	W, 81-65
Alabama A&M	L, 75-71
Alabama State	L, 64-52
Southern	W, 91-82
Jackson State	W, 99-93
Grambling State	L, 76-74
Mississippi Valley State	L, 81-62
Arkansas-Pine Bluff	W, 89-75
Alabama A&M	W, 77-74
Alabama State	L, 67-50
Southern	W, 73-69
Texas Southern	W, 71-55
Prairie View A&M	W, 75-70
vs. #6 Jackson State	W, 102-76
vs. #7 Texas Southern	W, 76-63
vs. #1 Alabama State	L, 62-52

2001-02 (Davey L. Whitney)

21-10 Overall, 16-2 SWAC

SWAC Champions

New Mexico State	L, 82-72
Tougaloo	W, 82-70
Southern Miss	L, 66-60
New Mexico	L, 87-55
UAB	L, 102-61
Hawaii	L, 62-48
Prairie View A&M	W, 79-77
Texas Southern	W, 88-83
Jackson State	W, 86-75

Grambling State	W, 99-87
Mississippi Valley State	W, 88-77
Arkansas-Pine Bluff	W, 73-65
Alabama State	W, 75-61
Alabama A&M	W, 91-82
Morris Brown	L, 64-68
Southern	W, 86-69
UTEP	L, 76-80
Jackson State	W, 81-78 (3OT)
Grambling State	W, 87-85 (OT)
Mississippi Valley State	W, 87-86
Arkansas-Pine Bluff	W, 84-66
Alabama State	L, 59-73
Alabama A&M	L, 86-91
Southern	W, 87-73
Morris Brown	W, 92-69
Texas Southern	W, 93-86
Prairie View A@M	W, 92-77
vs. #8 Grambling State	W, 108-84
vs. #4 Texas Southern	W, 87-65
vs. #1 Alabama State	W, 70-67
<u>NCAA Tournament (East Regional)</u>	
#16 Siena (Play-in Game)	L, 77-81

2002-03 (Davey L. Whitney)

14-19, 10-8 SWAC

Southern Miss	L, 78-70
Baylor	L, 81-61
UTEP	W, 67-53
Jacksonville State	L, 75-72
South Florida	L, 81-62
Little Rock	L, 68-58
Jacksonville State	L, 74-67
Louisiana-Lafayette	L, 99-66
Tennessee Tech	L, 62-50
Bradley	L, 95-68
UT Rio Grande Valley	W, 74-56
#20 Kentucky	L, 94-63
Prairie View A&M	L, 77-70
Texas Southern	L, 71-70
Jackson State	L, 76-72
Grambling State	L, 83-66
Mississippi Valley State	W, 76-69
Arkansas-Pine Bluff	W, 79-50
Alabama A&M	W, 66-65
Alabama State	L, 75-49
Southern	W, 93-87
Jackson State	W, 93-91 (2OT)
Grambling State	W, 88-79
Mississippi Valley State	L, 73-65
Arkansas-Pine Bluff	W, 74-68
Alabama A&M	W, 79-71
Alabama State	W, 69-50

Southern	W, 63-62
Texas Southern	L, 79-69
Prairie View A&M	L, 75-64
vs. #4 Alabama State	W, 58-55
vs. #1 Prairie View A&M	W, 71-64
vs. #3 Texas Southern	L, 77-68

2003-04 (Samuel West)

11-18 Overall, 9-9 SWAC

Southern Miss	L, 79-67
Texas A&M-Corpus Christi	L, 99-59
Stephen F. Austin	L, 80-63
Little Rock	L, 84-49
Stephen F. Austin	L, 56-49
Jacksonville State	W, 70-68
Jacksonville State	L, 74-41
Texas Southern	L, 72-49
Prairie View A&M	W, 74-67
Jackson State	L, 78-71
Grambling State	L, 75-61
Mississippi Valley State	L, 68-42
Arkansas-Pine Bluff	W, 64-51
Alabama State	W, 77-70
Alabama A&M	W, 70-67
Texas A&M-Corpus Christi	L, 84-73
Southern	L, 84-73
UT Rio Grande Valley	L, 74-52
Jackson State	W, 66-59
Grambling State	W, 78-77
Mississippi Valley State	L, 79-52
Arkansas-Pine Bluff	W, 66-62
Alabama State	L, 65-45
Alabama A&M	L, 86-72
Southern	L, 71-64
Texas Southern	W, 73-56
Prairie View A&M	W, 87-64
vs. #1 MVSU	W, 67-66
vs. #5 Alabama A&M	L, 83-81

2004-05 (Samuel West)

8-22 Overall, 6-12 SWAC

Creighton	L, 74-40
Northern Arizona	L, 70-61
Wyoming	L, 77-63
Air Force	L, 67-41
Texas State	L, 65-49
Arkansas Baptist	W, 76-71
Illinois State	L, 75-62
Southern Miss	L, 82-61
Texas A&M-Corpus Christi	L, 85-41
St. Bonaventure	L, 88-60
Prairie View A&M	L, 77-69
Texas Southern	W, 72-67

MEN'S BASKETBALL

YEAR-BY-YEAR SCHEDULES

Jackson State	L, 70-58
Grambling State	W, 72-71 (OT)
Mississippi Valley State	L, 63-59 (OT)
Arkansas-Pine Bluff	W, 53-45
UT Rio Grande Valley	L, 64-54
Alabama A&M	L, 78-53
Alabama State	L, 69-58
Southern	W, 69-67
Jackson State	L, 68-63
Grambling State	L, 54-50
Mississippi Valley State	L, 81-42
Arkansas-Pine Bluff	L, 70-65
Alabama A&M	L, 77-63
Alabama State	W, 51-47
Southern	L, 85-53
Prairie View A&M	W, 56-54 (OT)
Texas Southern	L, 63-57

2005-06 (Samuel West) 8-20 Overall, 8-10 SWAC

South Florida	L, 69-52
Florida State	L, 85-67
Arizona State	L, 86-74
Sam Houston State	L, 51-50
Stephen F. Austin	L, 75-57
UAB	L, 81-59
Southern California	L, 76-53
New Mexico	L, 87-75
Mississippi	L, 82-69
Texas Southern	W, 84-76
Prairie View A&M	W, 72-64
Jackson State	W, 58-56
Grambling State	L, 65-62
Mississippi Valley State	L, 67-59
Arkansas-Pine Bluff	L, 74-48
Alabama State	L, 75-70
Alabama A&M	W, 77-74
Southern	L, 72-55
Jackson State	L, 89-67
Grambling State	W, 75-71
Mississippi Valley State	W, 78-61
Arkansas-Pine Bluff	L, 66-62
Alabama State	L, 71-69
Alabama A&M	L, 84-74
Southern	L, 69-57
Texas Southern	W, 84-77
Prairie View A&M	W, 89-70
vs. #1 Southern	L, 73-52

2006-07 (Samuel West) 11-19 Overall, 10-8 SWAC

#21 Texas	L, 103-44
St. Bonaventure	L, 68-59

Miami (Fla.)	L, 96-57
Florida International	L, 74-61
Radford	L, 77-49
Baylor	L, 90-59
Texas State	L, 77-71
Sam Houston State	L, 81-78
Paul Quinn	W, 98-83
New Mexico	L, 91-59
Binghamton	L, 78-65
Prairie View A&M	W, 71-64
Texas Southern	L, 72-69
Jackson State	L, 86-70
Grambling State	L, 61-58
Mississippi Valley State	W, 61-60
Arkansas-Pine Bluff	W, 61-57
Alabama A&M	W, 59-58
Alabama State	W, 80-77 (OT)
Southern	W, 85-73
Jackson State	W, 88-80
Grambling State	L, 83-76
Mississippi Valley State	L, 76-63
Arkansas-Pine Bluff	L, 78-56
Alabama A&M	W, 86-77
Alabama State	W, 66-65
Southern	L, 61-56
Prairie View A&M	L, 78-73
Texas Southern	W, 70-67
vs. #5 Texas Southern	L, 74-64

2007-08 (Samuel West) 7-24 Overall, 6-12 SWAC

Southeastern Louisiana	L, 72-54
Oklahoma	L, 99-59
Hawaii	L, 84-55
Louisiana-Monroe	L, 105-75
Montana State	L, 83-57
UT Rio Grande Valley	L, 88-74
Tougaloo	L, 86-73
Southern**	W, 83-77 (OT)
Louisiana Tech	L, 78-69
New Orleans	L, 103-74
Southern Miss	L, 86-61
Nebraska	L, 77-53
New Mexico State	L, 86-58
Texas Southern	L, 81-75
Prairie View A&M	W, 77-62
Jackson State	L, 85-65
Grambling State	W, 72-68 (OT)
Mississippi Valley State	L, 74-71
Arkansas-Pine Bluff	L, 74-68
Alabama State	L, 76-71
Alabama A&M	L, 72-68
Southern	L, 86-67

Jackson State	L, 81-72
Grambling State	L, 73-71
Mississippi Valley State	W, 70-67 (OT)
Arkansas-Pine Bluff	W, 62-56
Alabama State	W, 73-69
Alabama A&M	L, 77-67
Southern	L, 67-61
Texas Southern	W, 74-70 (OT)
Prairie View A&M	L, 83-71

***played as a non-conference game*

2008-09 (Larry Smith) 6-25 Overall, 4-14 SWAC

South Alabama	L, 87-79
Houston	L, 110-57
LSU	L, 77-45
Troy	L, 92-79
Northwestern State	L, 77-65
Centenary	L, 64-51
William Carey	W, 97-92 (2OT)
Tougaloo	W, 70-60
#18 Michigan State	L, 118-60
Central Michigan	L, 68-49
Xavier (La.)	L, 68-49
DePaul	L, 90-67
Loyola-Chicago	L, 88-53
Prairie View A&M	L, 78-55
Texas Southern	L, 81-64
Jackson State	L, 83-63
Grambling State	L, 83-65
Mississippi Valley State	W, 88-72
Arkansas-Pine Bluff	L, 101-77
Alabama A&M	L, 91-76
Alabama State	W, 79-74
Southern	L, 86-83 (OT)
Jackson State	L, 81-65
Grambling State	W, 82-61
Mississippi Valley State	L, 89-71
Arkansas-Pine Bluff	L, 79-69
Alabama A&M	W, 89-79
Alabama State	L, 76-71
Southern	L, 90-61
Prairie View A&M	L, 97-83 (OT)
Texas Southern	L, 90-77

2009-10 (Larry Smith) 2-29 Overall, 2-16 SWAC

#16 Ohio State	L, 100-60
Arkansas	L, 130-68
Louisiana-Monroe	L, 82-66
Albany	L, 71-55
Robert Morris	L, 107-76
Detroit	L, 79-57

MEN'S BASKETBALL

YEAR-BY-YEAR SCHEDULES

South Alabama	L, 83-67	Prairie View A&M	L, 68-66 (OT)	Arkansas-Pine Bluff	L, 75-68
Utah Valley	L, 68-53	Texas Southern	L, 79-66	Alabama State	W, 61-60
Wichita State	L, 87-52	Jackson State	L, 90-64	Alabama A&M	L, 65-64
#1 Kansas	L, 98-31	Grambling State	W, 75-73	Southern	L, 65-54
UTEP	L, 101-41	Mississippi Valley State	L, 87-70	Jackson State	W, 57-46
New Mexico State	L, 97-72	Arkansas-Pine Bluff	L, 81-74	Grambling State	W, 57-55
Central Michigan	L, 68-64	Alabama A&M	L, 64-55	Mississippi Valley State	L, 71-63
Texas Southern	L, 89-56	Alabama State	L, 81-68	Arkansas-Pine Bluff	W, 66-58
Prairie View A&M	L, 82-60	Southern	W, 70-63	Alabama State	L, 78-63
Grambling State	L, 82-74 (OT)	Jackson State	W, 81-75	Alabama A&M	L, 81-71
Mississippi Valley State	L, 80-70	Grambling State	L, 61-60	Southern	W, 60-40
Arkansas-Pine Bluff	L, 93-59	Mississippi Valley State	L, 91-83	Texas Southern	L, 54-51
Alabama State	L, 69-62	Arkansas-Pine Bluff	L, 72-62	Prairie View A&M	L, 64-61
Alabama A&M	L, 84-70	Alabama A&M	L, 70-68	vs. #3 Prairie View A&M	W, 103-79
Jackson State	L, 63-51	Alabama State	L, 62-53	vs. #2 Texas Southern	L, 60-55
Southern	L, 84-75	Southern	W, 83-74		
Jackson State	L, 85-64	Prairie View A&M	L, 96-77		
Grambling State	L, 73-58	Texas Southern	L, 79-68		
Mississippi Valley State	W, 55-54				
Arkansas-Pine Bluff	L, 59-45				
Alabama State	L, 91-64				
Alabama A&M	L, 72-60				
Southern	L, 60-57				
Texas Southern	L, 84-67				
Prairie View A&M	W, 69-67				

2010-11 (Larry Smith) 4-24 Overall, 4-14 SWAC

Texas A&M	L, 88-56
Houston	L, 88-68
#14 Purdue	L, 103-48
Colorado	L, 91-51
Denver	L, 69-51
Southern Miss	L, 100-71
#5 Kansas State	L, 89-55
Nebraska	L, 78-57
South Alabama	L, 86-76
Mississippi	L, 100-62


2011-12 (Luther Riley) 10-22 Overall, 6-12 SWAC

Blue Mountain	W, 76-39
West Virginia	L, 97-62
Kent State	L, 77-58
Tulane	L, 83-41
San Diego	L, 66-65
New Orleans	L, 63-56
#25 Texas A&M	L, 56-44
South Alabama	L, 102-62
Atlanta Christian	W, 106-101 (2OT)
Nebraska	L, 60-46
Rust	W, 84-53
Southern Miss	L, 80-49
Texas Southern	L, 87-52
Prairie View A&M	L, 55-47
Jackson State	W, 63-60
Grambling State	L, 72-71
Mississippi Valley State	L, 85-66

2012-13 (Luther Riley) 10-24* Overall, 8-10* SWAC

*Wins Vacated by NCAA


Oakwood	W, 85-41
#14 Missouri	L, 91-54
Stanford	L, 69-51
Fort Valley State	L, 86-78
Florida Gulf Coast	L, 50-48
Samford	W, 69-65 (OT)
Mississippi State	L, 60-42
Jacksonville State	L, 56-52
Arkansas	L, 97-59
Temple	L, 63-46
Detroit	L, 74-58
Santa Clara	L, 70-58
SMU	L, 67-52
Canisius	L, 87-74
#9 Syracuse	L, 57-36
Prairie View A&M	W, 68-54
Texas Southern	L, 57-48
Jackson State	W, 51-48
Grambling State	W, 80-46



EDDIE
BAKER

ALL-TIME BRAVES IN THE NBA DRAFT

Player	Year	Round	Pick	Team
Michael Phelps	1985	7	144	Seattle
Albert Irving	1982	5	106	Golden State
Eddie Baker	1981	9	185	Detroit
Larry Smith	1980	2	24	Golden State
Clinton Wyatt	1980	9	191	Washington
John McGill	1976	3	41	New York
Ricky Lewis	1976	10	167	Seattle
Levi Wyatt	1971	11	172	Atlanta
Floyd Mason	1971	12	192	Phoenix
James Fleming	1971	15	221	Detroit
Willie Norwood	1969	2	19	Detroit
Julius Keye	1968	8	102	Boston



CLINTON
WYATT

MEN'S BASKETBALL

YEAR-BY-YEAR SCHEDULES



LUTHER
RILEY

Mississippi Valley State	W, 72-67
Arkansas-Pine Bluff	L, 62-52
Alabama A&M	W, 69-59
Alabama State	L, 49-46
Southern	W, 61-57
Jackson State	L, 84-71
Grambling State	W, 78-53
Mississippi Valley State	L, 80-75
Arkansas-Pine Bluff	L, 80-52
Alabama A&M	L, 72-65
Alabama State	L, 66-58
Southern	L, 61-48
Prairie View A&M	W, 81-75
Texas Southern	L, 78-59
vs. #4 Prairie View A&M	L, 67-59

2013-14 (Luther Riley)
12-19* Overall, 9-9* SWAC
**Wins Vacated by NCAA*

Creighton	L, 107-61
Tougaloo	W, 73-68
Mississippi College	W, 87-61
Dillard	W, 91-51
St. Mary's	L, 72-55
Wright State	L, 73-55
Troy	L, 73-70 (OT)
Houston	L, 89-58
Jacksonville State	L, 62-53
Mercer	L, 70-44
Denver	L, 67-49
Western Illinois	L, 64-62 (OT)
Texas Southern	L, 83-66
Prairie View A&M	L, 70-67 (OT)

Jackson State	W, 64-51
Grambling State	W, 64-56
Mississippi Valley State	W, 65-53
Arkansas-Pine Bluff	W, 71-45
Alabama State	L, 58-54
Alabama A&M	W, 70-64 (OT)
Southern	L, 62-54
Jackson State	L, 71-61
Grambling State	L, 90-85
Mississippi Valley State	W, 67-63
Arkansas-Pine Bluff	W, 57-54
Alabama State	L, 92-86
Alabama A&M	W, 64-56
Southern	L, 67-54
Texas Southern	L, 77-69
Prairie View A&M	W, 64-62
vs. #3 Alabama State	L, 64-51

2014-15 (Luther Riley)
6-26 Overall, 4-14 SWAC

California	L, 91-75
#10 Texas	L, 85-53
Hampton	L, 82-69
Kennesaw State	L, 83-80
Dillard	W, 95-73
Troy	L, 72-51
Iowa	L, 67-44
Ohio	L, 66-55
Murray State	L, 94-56
UTEP	L, 78-45
North Dakota State	L, 61-50
Concordia	L, 79-70
Texas Southern	L, 72-55
Prairie View A&M	W, 68-62
Jackson State	L, 64-54
Grambling State	W, 72-70
Mississippi Valley State	W, 87-67
Arkansas-Pine Bluff	L, 54-49
Alabama State	L, 84-60
Alabama A&M	L, 78-66
Southern	L, 65-56
Jackson State	L, 64-61
Grambling State	W, 91-77
Mississippi Valley State	L, 76-60
Arkansas-Pine Bluff	L, 74-70
Alabama State	L, 71-67
Alabama A&M	L, 73-69
Southern	L, 71-63
Texas Southern	L, 94-73
Prairie View A&M	L, 83-80
vs. #8 Grambling State	W, 66-52
vs. #1 Texas Southern	L, 95-74

2015-16 (Montez Robinson)
15-15 Overall, 13-5 SWAC

Grand Canyon	L, 79-46
UTEP	L, 88-66
Portland	L, 97-65
Oakland	L, 84-51
Florida A&M	L, 73-71
Indiana	L, 112-70
Mercer	L, 68-43
Blue Mountain	W, 68-60
Tennessee State	L, 81-76
Tennessee-Martin	L, 70-47
Louisiana College	W, 81-69
Prairie View A&M	W, 73-70
Texas Southern	L, 74-58
Jackson State	L, 80-71 (OT)
Grambling State	W, 69-53
Mississippi Valley State	W, 93-87 (3OT)
Arkansas-Pine Bluff	W, 73-65
Alabama A&M	W, 63-58
Alabama State	W, 77-72
Southern	L, 75-64
Jackson State	W, 72-64
Grambling State	W, 66-63
Mississippi Valley State	W, 72-71 (OT)
Arkansas-Pine Bluff	W, 79-60
Alabama A&M	W, 62-58
Alabama State	L, 73-60
Southern	W, 70-56
Prairie View A&M	W, 81-64
Texas Southern	L, 76-66
vs. #7 MVSU	L, 64-61

2016-17 (Montez Robinson)
18-14 Overall, 13-5 SWAC

Loyola-Chicago	L, 69-44
Evansville	L, 82-59
Selma	W, 93-48
Blue Mountain	W, 83-57
Colorado State	L, 80-58
San Francisco	L, 78-65
California	L, 83-59
Louisiana Tech	L, 98-65
Georgia Tech	L, 70-54
Grand Canyon	L, 63-53
Rust	W, 83-68
Texas Southern	L, 67-65
Prairie View A&M	W, 66-55
Grambling State	L, 67-62
Jackson State	W, 63-50
Mississippi Valley State	L, 84-77
Arkansas-Pine Bluff	W, 82-64
Alabama State	W, 78-71

MEN'S BASKETBALL

YEAR-BY-YEAR SCHEDULES



MAURICE HOWARD

Alabama A&M	W, 81-70
Southern	W, 74-64
Jackson State	W, 69-58
Grambling State	W, 75-65
Mississippi Valley State	W, 88-77
Arkansas-Pine Bluff	W, 70-58
Alabama State	W, 75-67
Alabama A&M	W, 74-59
Southern	W, 68-67
Texas Southern	L, 94-88 (OT)
Prairie View A&M	L, 66-60
#7 MVSU	W, 63-60
vs. #3 Southern	W, 81-59
vs. #1 Texas Southern	L, 53-50

2017-18 (Montez Robinson) 11-21 Overall, 7-11 SWAC

at LSU	L, 99-59
at Creighton	L, 109-72
at Northern Iowa	L, 73-45
at No. 24 Baylor	L, 78-61
at Central Arkansas	L, 102-76
Yale	L, 87-73
Concordia (Ala.)	W, 103-56
at Tulane	L, 81-65
Rust	W, 89-50
at Iowa State	L, 78-58
Fisk University	W, 77-69
Blue Mountain	W, 83-56
at Vanderbilt	L, 91-52
at Prairie View A&M*	L, 76-64
at Texas Southern*	L, 85-70
Jackson State*	L, 60-55

Grambling State*	L, 72-61
at MVSU*	W, 77-63
at Arkansas-Pine Bluff*	L, 71-59
Alabama A&M*	W, 68-52
Alabama State*	W, 81-64
at Southern*	L, 61-48
at Jackson State*	L, 60-57
at Grambling State*	L, 81-72
MVSU*	W, 94-90 (OT)
Arkansas-Pine Bluff*	W, 84-52
at Alabama A&M*	W, 80-60
at Alabama State*	L, 82-63
Southern*	W, 89-85
Prairie View A&M*	L, 79-69
Texas Southern*	L, 78-71
at No. 2 PVAMU%	L, 87-71

2018-19 (Montez Robinson) 10-21 Overall, 6-12 SWAC

at Tulsa	L, 73-56
Blue Mountain	W, 79-55
at Vanderbilt	L, 79-54
at Kent State	L, 79-48
at Liberty	L, 76-54
vs. Savannah State	L, 80-75
at Mississippi State	L, 88-65
Rust College	W, 103-66
Champion Christian	W, 109-45
Fisk University	W, 75-45
at UAB	L, 76-49
at South Florida	L, 83-44
Texas Southern*	L, 87-70
Prairie View A&M*	L, 57-54
at Jackson State*	L, 59-52
at Grambling State*	L, 77-42
MVSU*	W, 63-57
Arkansas-Pine Bluff*	W, 74-69
at Alabama State*	L, 74-59
at Alabama A&M*	L, 71-62
Southern*	W, 76-64
Jackson State*	W, 66-52
Grambling State*	L, 65-53
at MVSU*	L, 76-68
at Arkansas-Pine Bluff*	L, 73-62
Alabama State*	W, 74-69 (OT)
Alabama A&M*	W, 61-55
at Southern*	L, 61-46
at Texas Southern*	L, 99-72
at Prairie View A&M*	L, 98-64
at No. 1 PVAMU%	L, 86-66



MONTEZ ROBINSON

2019-20 (Montez Robinson) 15-15 Overall, 11-7 SWAC

at DePaul	L, 72-54
at UL-Monroe	L, 73-72 (OT)
Paul Quinn	W, 111-59
at No. 13 Memphis	L, 102-56
at NC State	L, 87-64
Our Lady of the Lake	W, 92-56
at Little Rock	L, 67-50
Rust	W, 108-62
at Tulane	L, 68-57
Ecclesia	W, 122-71
at Santa Clara	L, 92-57
at Prairie View A&M*	L, 84-70
at Texas Southern*	W, 95-80
Jackson State*	L, 76-65
Grambling State*	W, 87-69
at MVSU*	W, 105-73
at Arkansas-Pine Bluff*	W, 82-54
Alabama A&M*	W, 59-58
Alabama State*	W, 63-60
at Southern*	L, 93-82
at Jackson State*	L, 86-57
at Grambling State*	L, 80-71
MVSU*	W, 92-88 (OT)
Arkansas-Pine Bluff*	W, 60-52
at Alabama A&M*	L, 71-61
at Alabama State*	W, 80-77
Southern*	L, 71-57
Prairie View A&M*	W, 80-71
Texas Southern*	W, 90-75
at No. 4 Jackson State	L, 69-52

MEN'S BASKETBALL

100-POINT SCORING GAMES

The Braves are 147-6 all-time when they score at least 100 points in a game.

1968-69	Henderson State	W, 104-71	1973-74	Mississippi Valley	W, 103-84	1980-81	Texas Southern	W, 111-77
1968-69	Southern	W, 137-96	1973-74	UAPB	W, 103-93	1981-82	Prairie View A&M	W, 102-69
1968-69	Wiley College	W, 111-89	1973-74	Alabama State	W, 122-61	1981-82	South Carolina St.	W, 107-86
1968-69	Texas College	W, 123-76	1973-74	Tuskegee	W, 104-83	1981-82	North Texas	W, 106-82
1968-69	Prairie View A&M	W, 103-91	1973-74	Miss. Industrial	W, 122-50	1981-82	Florida A&M	W, 101-65
1968-69	Wiley College	W, 120-107	1973-74	Georgetown (Ky.)	L, 104-101	1982-83	South Carolina St.	W, 115-82
1968-69	Southern	W, 103-94	1974-75	Malone (Ohio)	W, 101-87	1983-84	Prairie View A&M	W, 105-47
1968-69	Tougaloo	W, 110-70	1974-75	Texas Southern	W, 101-83	1983-84	Texas Southern	W, 110-87
1968-69	Texas College	W, 117-87	1974-75	Southern	W, 120-110	1983-84	South Carolina St.	W, 102-81
1968-69	Miss. Industrial	W, 112-81	1974-75	Texas Southern	W, 110-98	1983-84	Wiley College	W, 103-95
1968-69	Mississippi Valley	W, 103-81	1974-75	Prairie View A&M	W, 120-106	1983-84	Huston-Tillotson	W, 116-82
1968-69	Miss. Industrial	W, 105-70	1974-75	Tougaloo	W, 106-105	1983-84	Mercer	L, 103-101
1969-70	Texas Southern	W, 105-98	1974-75	UAPB	W, 102-80	1984-85	Prairie View A&M	W, 104-86
1969-70	Prairie View A&M	W, 104-100	1974-75	Tougaloo	W, 109-80	1984-85	Jackson State	W, 105-70
1969-70	LeMoyné-Owen	W, 117-87	1974-75	Prairie View A&M	L, 106-105	1984-85	Dillard	W, 136-91
1969-70	Dillard	W, 115-97	1975-76	Prairie View A&M	W, 116-92	1984-85	Florida A&M	W, 112-79
1969-70	Miss. Industrial	W, 134-84	1975-76	Prairie View A&M	W, 109-101	1984-85	Wiley College	W, 110-96
1969-70	Tougaloo	W, 108-74	1975-76	Southern	W, 114-109	1985-86	Alabama State	W, 113-109
1969-70	Dillard	L, 108-101	1975-76	UAPB	W, 118-79	1985-86	Wiley College	W, 120-115
1970-71	Southern	W, 110-96	1975-76	Philander Smith	W, 131-85	1989-90	Alabama State	W, 119-108
1970-71	Miss. Industrial	W, 113-76	1975-76	Delta State	W, 105-91	1990-91	Mississippi Valley	W, 100-89
1970-71	Texas Southern	W, 111-96	1975-76	Biscayne	W, 106-68	1990-91	Louisiana-Monroe	W, 102-71
1970-71	Tougaloo	W, 119-81	1975-76	Paul Quinn	W, 132-51	1991-92	Grambling State	W, 120-94
1970-71	Mississippi Valley	W, 119-75	1976-77	Southern	W, 100-94	1991-92	Southern	W, 101-91
1970-71	Langston	W, 109-100	1976-77	Prairie View A&M	W, 108-88	1991-92	Prairie View A&M	W, 100-64
1970-71	Dillard	W, 113-76	1976-77	UAPB	W, 108-85	1991-92	North Texas	W, 102-98
1971-72	Southern	W, 112-88	1976-77	William Carey	W, 107-72	1992-93	Prairie View A&M	W, 100-69
1971-72	Langston	W, 114-79	1976-77	Florida A&M	W, 101-86	1992-93	Prairie View A&M	W, 107-89
1971-72	Dillard	W, 103-67	1976-77	Paul Quinn	W, 113-68	1993-94	Troy	L, 114-104
1971-72	Langston	W, 109-79	1977-78	Prairie View A&M	W, 121-101	1994-95	Jarvis Christian	W, 115-85
1971-72	Southern	W, 135-109	1977-78	Grambling State	W, 105-62	1994-95	Murray State	L, 111-100
1971-72	Texas College	W, 113-98	1977-78	Mississippi Valley	W, 102-79	1995-96	Texas Southern	W, 102-98
1972-73	Florence State	W, 103-72	1977-78	Xavier (La.)	W, 124-106	1995-96	Prairie View A&M	W, 105-84
1972-73	Jackson State	W, 104-98	1977-78	UAPB	W, 103-77	1995-96	Faith Baptist	W, 110-60
1972-73	Texas Southern	W, 108-107	1977-78	Tougaloo	W, 105-56	1997-98	SE Louisiana	W, 114-110
1972-73	Mississippi Valley	W, 111-79	1977-78	Wiley College	W, 111-69	1998-99	Prairie View A&M	W, 114-61
1972-73	Southern	W, 106-97	1977-78	Dillard	W, 109-75	1998-99	UAPB	W, 103-63
1972-73	Bishop	W, 128-85	1978-79	Southern	W, 108-89	1999-00	Prairie View A&M	W, 106-96
1972-73	Albany	W, 107-78	1978-79	Prairie View A&M	W, 103-89	2000-01	Jackson State	W, 102-76
1972-73	Arkansas AM&N	W, 108-86	1978-79	Bishop	W, 100-82	2000-01	Mississippi Valley	W, 100-95
1972-73	Dillard	W, 110-97	1978-79	Grambling State	W, 100-86	2000-01	Grambling State	W, 108-105
1972-73	Tuskegee	W, 109-72	1978-79	Southern	W, 107-101	2001-02	Grambling State	W, 108-84
1972-73	Tougaloo	W, 103-68	1978-79	UAPB	W, 116-85	2011-12	Prairie View A&M	W, 103-79
1973-74	Hanover	W, 107-102	1978-79	Dillard	W, 103-89	2011-12	Atlanta Christian	W, 106-101
1973-74	Prairie View A&M	W, 101-71	1978-79	Xavier (La.)	W, 104-91	2017-18	Concordia (Ala.)	W, 103-56
1973-74	Mississippi Valley	W, 118-77	1979-80	Southern	W, 116-62	2018-19	Rust College	W, 103-66
1973-74	Grambling State	W, 112-105	1979-80	South Carolina St.	W, 108-77	2018-19	Champion Christian	W, 109-45
1973-74	Prairie View A&M	W, 109-86	1979-80	Prairie View A&M	W, 104-77	2019-20	Paul Quinn	W, 111-59
1973-74	Texas Southern	W, 120-103	1979-80	Grambling State	W, 101-86	2019-20	Rust	W, 108-62
			1979-80	Southern	W, 106-90	2019-20	Ecclesia	W, 122-71
			1979-80	Jackson State	W, 102-92	2019-20	Mississippi Valley	W, 105-73
			1979-80	South Carolina St.	W, 103-68			
			1979-80	N.C. A&T	W, 108-86			

MEN'S BASKETBALL

ALL-TIME SERIES RECORDS

Air Force.....	0-1	Faith Baptist.....	1-0	Maine.....	0-1
Alabama A&M.....	24-21	Fisk.....	2-0	Malone (Ohio).....	1-0
Alabama-Huntsville.....	1-0	Florida A&M.....	9-5	Marian.....	1-0
Alabama State.....	39-47	Florida Gulf Coast.....	0-1	Maryland.....	0-1
Albany.....	1-1	Florida International (FIU).....	0-1	Maryland-Eastern Shore.....	1-2
Albany State.....	1-1	Florida State.....	0-2	Memphis.....	0-4
Arizona State.....	0-1	Fort Valley State.....	1-1	Mercer.....	0-3
Arkansas.....	0-5	Georgetown (D.C.).....	0-1	Miami (Fla.).....	0-1
Arkansas Baptist.....	1-0	Georgetown College (Ky.).....	0-1	Michigan.....	0-1
Arkansas-Pine Bluff.....	44-24	George Washington.....	0-1	Michigan State.....	0-1
Athens State.....	1-0	Georgia Southern.....	0-1	Middle Tennessee.....	0-2
Austin Peay.....	0-1	Georgia State.....	1-0	Midwestern.....	2-1
Ball State.....	0-1	Georgia Tech.....	0-3	Miles College.....	1-2
Baylor.....	0-4	Gonzaga.....	0-1	Millsaps.....	1-0
Belhaven.....	6-0	Grambling State.....	72-43	Milwaukee.....	0-2
Bellarmino.....	2-1	Grand Canyon.....	0-3	Minnesota.....	0-1
Binghamton.....	0-1	Green Bay.....	0-1	Mississippi College.....	3-3
Birmingham-Southern.....	1-0	Hampton.....	0-1	Mississippi Industrial.....	7-0
Bishop College.....	4-0	Hanover College.....	2-0	Mississippi State.....	2-3
Blue Mountain.....	5-0	Hawaii.....	0-2	Mississippi Valley State.....	70-38
Boston University.....	1-0	Henderson State.....	3-1	Missouri.....	0-2
Bradley.....	0-3	Houston.....	0-4	Missouri State.....	0-1
Buffalo.....	0-1	Houston Baptist.....	1-1	Missouri Western State.....	1-0
California.....	0-3	Howard.....	2-1	Montana State.....	0-4
Campbell.....	1-1	Huston-Tillotson.....	1-0	Morehead State.....	0-1
Canisius.....	1-1	Idaho.....	0-1	Morgan State.....	1-0
Centenary (La.).....	0-1	Illinois-Chicago (UIC).....	4-2	Morris Brown.....	1-1
Central Arkansas.....	1-1	Illinois State.....	0-2	Mount Mary.....	1-0
Central Florida (UCF).....	1-1	Indiana.....	1-2	Murray State.....	1-5
Central Michigan.....	0-2	Iowa.....	0-1	Nebraska.....	0-3
Central State.....	1-0	Iowa State.....	0-2	New Mexico.....	0-5
Central Washington.....	1-1	IUPUI.....	3-0	New Mexico State.....	0-4
Champion Christian.....	1-0	Jackson State.....	58-61	New Orleans.....	0-2
Chattanooga.....	1-0	Jacksonville State.....	1-5	Norfolk State.....	1-0
Cincinnati.....	0-2	Jarvis Christian.....	1-0	North Alabama.....	1-0
Cleveland State.....	1-1	Kansas.....	0-3	North Carolina A&T.....	2-0
Colorado.....	0-1	Kansas State.....	0-1	North Carolina State.....	0-1
Colorado State.....	0-1	Kennesaw State.....	0-1	North Dakota State.....	0-1
Columbia.....	2-0	Kent State.....	2-2	North Park.....	1-0
Concordia (Ala.).....	1-1	Kentucky Wesleyan.....	0-4	North Texas.....	5-5
Creighton.....	0-2	Lake Superior State.....	0-1	Northeastern Illinois.....	2-0
Dayton.....	0-1	Langston.....	3-0	Northern Arizona.....	0-1
Delta State.....	5-7	LeMoyne-Owen.....	1-1	Northern Iowa.....	0-2
Denver.....	0-2	Liberty.....	0-1	Northwestern State.....	1-2
DePaul.....	0-2	Little Rock.....	3-9	Oakland.....	0-1
Detroit.....	0-2	Long Island.....	1-0	Oakwood.....	1-0
Dillard.....	12-3	Louisiana Baptist.....	1-0	Ohio.....	0-1
Drake.....	0-1	Louisiana College.....	2-0	Ohio State.....	0-1
Eastern Kentucky.....	0-1	Louisiana-Lafayette.....	0-3	Oklahoma.....	0-2
Eastern Michigan.....	0-1	Louisiana-Monroe.....	2-5	Oklahoma Baptist.....	0-2
Ecclesia.....	1-0	Louisiana Tech.....	1-2	Oklahoma State.....	0-3
Edinboro (Pa.).....	1-0	Louisville.....	0-1	Ole Miss.....	0-4
Evansville.....	0-3	Loyola-Chicago.....	0-3	Oral Roberts.....	0-3
Fairfield.....	0-1	LSU.....	0-4	Oregon.....	0-1

MEN'S BASKETBALL

ALL-TIME SERIES RECORDS

Our Lady of the Lake 1-0	Southern.....61-63	Tuskegee..... 4-1
Paul Quinn 4-0	Southern Miss..... 1-11	UAB..... 0-7
Philander Smith 1-0	South Florida (USF)..... 0-5	UMKC 1-3
Point University..... 1-0	St. Bonaventure..... 0-2	UNC-Wilmington (UNCW)..... 0-1
Portland 0-1	St. Mary's (Calif.)..... 0-1	Union 0-1
Prairie View A&M.....74-37	St. Mary's (Texas)..... 2-0	University of the District of Columbia..... 1-0
Purdue 0-1	St. Thomas (Fla.) 1-0	USC 0-1
Quincy 1-0	Stanford 0-2	Utah Valley 0-1
Radford..... 0-2	Stephen F. Austin..... 0-3	UTEP 1-9
Rice 0-1	Syracuse..... 0-2	Vanderbilt..... 0-1
Robert Morris..... 0-1	Temple..... 0-1	VCU..... 0-1
Rust College..... 6-0	Tennessee-Martin..... 0-1	Washington State 0-1
Saint Louis..... 1-3	Tennessee State 2-3	Western Illinois..... 0-1
Samford..... 1-0	Tennessee Tech 0-1	West Georgia..... 0-1
Sam Houston State 4-5	Texas..... 0-2	West Virginia..... 0-1
San Diego 0-1	Texas A&M..... 0-3	Whitworth 1-0
San Francisco 0-1	Texas A&M-Corpus Christi 0-3	Wichita State 0-1
Santa Clara 0-3	Texas College 3-0	Wiley College 8-0
Savannah State..... 1-1	Texas-Rio Grande Valley 1-3	William Carey 2-0
Selma 1-0	Texas Southern.....55-62	Wisconsin 0-3
Siena..... 0-1	Texas State 0-2	Wright State..... 0-1
Slippery Rock 0-1	Texas Tech 0-1	Wyoming..... 0-3
SMU 1-2	Toledo..... 1-2	Xavier (Ohio)..... 1-0
South Alabama..... 3-6	Tougaloo.....29-5	Xavier (La.)..... 4-1
South Carolina State..... 9-2	Troy 0-4	Yale 0-2
Southeast Missouri State 0-1	Tulane 0-3	
Southeastern Louisiana..... 4-4	Tulsa 0-2	

A.J. MOSBY, TEAM SWAC

MOSBY, SWAC MAKE A RUN TO 3X3U SEMIFINALS in 2018 & EARN BAGS OF CASH

SAN ANTONIO – Of the 32 conferences in America, the SWAC was among the final four teams in the inaugural Dos Equis 3X3U National Championship in 2018 with the help of senior A.J. Mosby from the Alcorn.

Mosby played alongside Paris Collins (Jackson State), Donte Clark (Texas Southern) and Jared Sam (Southern). The team entered as the lowest seed (No. 32) in the tournament but made a Cinderella run.

"It was a great experience and I had a great time. I enjoyed playing with the guys from the SWAC. We really bonded and the chemistry was strong on the floor," Mosby said. "We were picked dead-last coming in, so to make it to the final four was a great feeling."

The SWAC earned \$3,000 which included \$1,000 for two pool-play wins and another in the quarterfinals.

"SWAC basketball is really just a bunch of guys that play hard and work hard, but didn't get the opportunity to play at the big schools. We really just came in with a chip on our shoulder, and that's what you're going to get from the SWAC," Mosby said.



MEN'S BASKETBALL

ALL-CONFERENCE SELECTIONS SINCE 1990

1990-91

Second-Team
Reginald Ward, G

1991-92

First-Team
Levi Wyatt, F

1992-93

Second-Team
Levi Wyatt, F

1993-94

Freshman of the Year
Cedric Foster, G

1994-95

Defensive Player of the Year
Marcus Walton, G

Second-Team

DeCarlos Anderson, F
Marcus Walton, G

1995-96

Freshman of the Year
Reuben Stiff, G

First-Team

DeCarlos Anderson, F

Second-Team

Karl Jones, F

1996-97

Freshman of the Year
Brian Adams, F

Second-Team

Karl Jones, F

1997-98

Second-Team
Reuben Stiff, G

1998-99

Coach of the Year
Davey L. Whitney

First-Team

Reuben Stiff, G

Eddrick Wheaton, F

1999-00

Coach of the Year
Davey L. Whitney

First-Team

Marcus Fleming, F

2000-01

First-Team
Marcus Fleming, F

2001-02

Coach of the Year
Davey L. Whitney

First-Team

Marcus Fleming, F

2004-05

Newcomer of the Year
Delvin Thompson, G

2006-07

Second-Team
Delvin Thompson, G

2008-09

Second-Team
Troy Jackson, G

2010-11

Third-Team
Marquiz Baker, G

2012-13

Third-Team
Marquiz Baker, G
LeAntwan Lockett, F

2013-14

First-Team
LeAntwan Lockett, F

2014-15

First-Team
LeAntwan Lockett, F
Marquis Vance, F

2015-16

Second-Team
Tamarcio Wilson, G

2016-17

Coach of the Year
Montez Robinson

First-Team

Marquis Vance, F

Second-Team


Reginal Johnson, F

2017-18

Second-Team
A.J. Mosby, G

2019-20

Second-Team
Troymain Crosby, G



AARON
BRANDON

All-Time Player of the Years


Larry Smith, F (1978-79)
Larry Smith, F (1979-80)
Michael Phelps, G (1984-85)

All-Time SWAC Tournament MVP's


Willie Norwood (1966-67)
Julius Keye (1967-68)
Larry Smith (1978-79)
Larry Smith (1979-80)
Albert Irving (1981-82)
Aaron Brandon (1982-83)
Aaron Brandon (1983-84)
Reuben Stiff (1998-99)
Marcus Fleming (2001-02)

All-Time Coach of the Years

E.E. Simmons (1965-66)
Robert Hopkins (1967-68)
Robert Hopkins (1968-69)
Davey L. Whitney (1978-79)
Davey L. Whitney (1979-80)
Davey L. Whitney (1981-82)
Davey L. Whitney (1982-83)
Davey L. Whitney (1983-84)
Davey L. Whitney (1984-85)
Davey L. Whitney (1998-99)
Davey L. Whitney (1999-00)
Davey L. Whitney (2001-02)
Montez Robinson (2016-17)



MICHAEL
PHELPS



DELVIN
THOMPSON

MEN'S BASKETBALL

ALL-TIME ROSTER SINCE 1964-65

A

Aaron, Brandon (1981-85)
 Adams, Brian (1996-00)
 Adams, Tony (1985-87)
 Agnew, Odell (1960-64)*
 Alexander, Dwight (1979-81)
 Allen, Khari Jabriel (2017-19)
 Allen, Rex (1975-76)
 Alsworth, Edrick (2019-20)
 Anderson, DeCarlos (1994-96)
 Andrews, Deshaw (2018-20)
 Anthony, Corey (2009-10)
 Ashley, Fred (1991-94)
 Archibald, Nathaniel (1970-74)
 Archie, Eddie (1981-85)
 Attles, Isaiah (2019-20)

B

Baker, Eddie (1977-81)
 Baker, Marquiz (2010-13)



MARQUIZ
BAKER

Bailey, Thomas*
 Banks, Michael (1989-92)
 Batiste, Kevin (1994-96)
 Beauperthuy, Omar (2014-15)
 Bell, E.J. (1976-80)
 Bell, William (1972-76)
 Birdie, Terrance (2012-13)
 Black, Reggie (1979-82)
 Blackmon, Curtis (1993-94)
 Blackwell, Derrick (2007-10)
 Blakely, Gifford (2006-10)
 Boyd, Jonathan (2008-10)
 Brand, Chris (2011-12)
 Brandon, Aaron (1981-84)

Brawner, Maurice (1980-81)
 Brewer, Devon (2016-20)
 Brewton, Dominic (2019-20)
 Brown, Eugene (1965-66)
 Brown, Octavius (2013-14, 15-16)
 Brown, Willie (1964-65)
 Browner, Maurice (1982-83)
 Browner, Renard (1990-91)
 Brownlee, Willie (2010-11)
 Buckles, Eddie (1965-66)
 Buckley, Shelton*



SHELTON
BUCKLEY

C

Cable, Jason (1999-03)



JASON
CABLE

Cage, Lawrence (2008-09)
 Calahan, O'Brian (2005-06)
 Calcote, LaDarius (2007-08)
 Callans, Dion (2000-04)
 Cain, Clarence (1989-90)
 Cameron, Terrance (1996-00)
 Campbell, Alonzo (2018-20)

Cammon, Jeff (1999-02)
 Carter, Doug (1986-89)
 Carter, Mark (2019-20)
 Carter, Tyler (2016-18)
 Chambers, Tremayne (1998-00)
 Chandler, John (2003-05)
 Chestang, Rudy (2005-07)
 Clark, Odell (1964-65)
 Claybon, David (1982-85)
 Collier, Tommy (1981-85)
 Cole, Fred (2002-05)
 Conerly, Jessie (1965-67)
 Cooley, John W.*
 Cook, Lee (2001-03)
 Corey, Anthony (2008-09)
 Crosby, Gary (1973-74)
 Crosby, Michael (1985-86)
 Crosby, Troymain (2017-20)

D

Davenport, Chris (2010-11)
 Davenport, Darren (1986-88)
 Davis, Burton (1980-81)
 Davis, DeAndre (2015-17)
 Davis, Derrick (1995-98)
 Davis, Michael (2014-15)
 Davis, Tommy (1958-62)*
 Demerson, Fred (1985-87)
 Dixon, Willie*
 Dotson, Ray (2003-04)
 Douglass, Clif (2005-07)
 Dulin, Denzel (2016-17)
 Duncan, Michael (1984-85)
 Durrett, Tim (1995-96)

E

Eackles, Tony (2009-11)
 Evans, Anthony (2012-14)

F

Fairley, Anthony (2019-20)
 Fleming, Donald (1998-00)
 Fleming, Marcus (1998-02)
 Flowers, Bobby (1965-69)
 Floyd, Jonathan (2018-19)
 Ford, Anthony (2005-09)
 Foster, Cedric (1993-95)
 Francis, Ian (2009-13)
 Francois, Devon (2011-12)
 Frazier, Alleo (2002-03, 04-06)

MEN'S BASKETBALL

ALL-TIME ROSTER SINCE 1964-65

G

Gales, James*
Galloway, Donnie (1974-76)
Galloway, Dontae (1990-91)
Gibson, Tavis (2014-15)
Givens, Harold (2018-19)
Goodin, Bobby (1980-82)
Gordon, Eric (1993-95)
Griffin, Henry (1964-67)
Griffin, Richard (2006-08)
Grindle, Johnny (1990-91, 92-93)
Gudadze, George (2014-15)
Guyton, Orko (1997-99)

H

Hall, John (1990-92)
Hampton, Devonte (2012-16)
Haralson, Daniel (1980-83)
Harper, Walter (1998-99, 00-02)
Harris, Arthur (1987-90)
Harris, Tori (1999-03)
Harris, Wallace (1998-00)
Hart, Herbert (1974-77)
Hartouch, Bassel (2014-15)
Hawkins, JaMichael (2011-12)
Henderson, Juwan (2014-18)
Hester, Jamaal (2012-13)
Hinton, Marcus (1992-93)
Hobson, Darius (2008-09)
Holloway, George (1951-55)*
Holmes, DeCarlos (2013-14)
Holt, JaMarkus (2008-10)
Hooker, Timothy (1997-98)
Horton, James (1975-79)
Horton, Patrick (2004-07)
Horton, Richard (1978-81)
Howard, Bill (1976-80)
Howard, Maurice (2016-20)
Howard, Myles (2001-04)
Hunt, Tyrel (2012-16)
Hunter, Lindsey (1988-89)

I

Ingram, Shaunvanta (2009-11)
Irving, Albert (1979-82)

J

Jackson, Almaad (2003-06)
Jackson, Brian (2000-04)
Jackson, Cory (2001-05)
Jackson, Ronnie (1996-98)
Jackson, Troy (2007-09)
James, Tommy (1983-86)
Jenkins, Cornelius (1975-79)

Jenkins, Domic (1989-90)
Jenkins, Jeffery (1976-78)
Jenkins, Joe (1976-80)
Johnson, Chad (1995-97)
Johnson, Darien (2010-11)
Johnson, Earl*
Johnson, Reginal (2014-19)
Johnson, Sean (1996-98)
Johnson, Trey (2003-04)
Jones, Al (1990-91)
Jones, Antonio (2008-09)
Jones, DeAndre (2002-05)
Jones, Karl (1995-99)
Jones, Robert*

K

Katumbusi, Rahamanh (2015-17)
Kearson, Rossie (1988-89)
Kelly, James (1965-69)
Kendrick, James (2003-07)
Keye, Julius (1967-69)
King, Aaron (1964-67)
King, Cary (1974-75)

L


Landfair, Rhau-Chavis (2002-05)
Landry, Carl (2005-07)
Large, Terry (1972-75)
Lee, Gardner*
Lehaman, Rahkeem (2013-14)
Lewis, Ricardo (1991-92)
Lewis, Ricky (1972-75)
Lockett, Leantwan (2012-15)



Lyons, Ramando (2006-08)

M

Mack, Alphonso (1990-91)
Mangum, Corey (1999-00)
Malone, Michael (1987-90)
Markham, Johnny Lee (2006-07)
Martin, Joseph (1970-74)
Martin, Michael (2009-11)
Mason, Floyd (1967-69)



McClelland, Charles*
McCollum, David (2002-04)
McDonald, DeShawn (1989-90)
McDonald, Kendrick (2010-12)
McGill, Johnny (1973-76)
Medley, Arnold (1979-80)
Milburn, Roland (1980-82)
Miller, Chelonzo (1995-98)
Miller, Thomas (1964-65)
Milton, Alfred (1971-75)
Monroe, Alfredo (1975-79)
Montgomery, Mario (1991-93)
Moore, Alonzo (1991-92)
Moore, Jarvis (2011-12)
Morgan, Robert (1991-92)
Morris, Arne (2019-20)
Morris, George*
Morris, Michael (1974-75)
Mosby, A.J. (2016-18)
Mosley, Mark (1993-95)
Myles, Marius (2012-14)

N

Ned, Walter (1962-66)*
Newkirk, Howard (1997-98)
Nicholas, Josh (2012-14)

MEN'S BASKETBALL

ALL-TIME ROSTER SINCE 1964-65

Nieves, Anthony (2011-13)
Norris, Travis (2000-02)
Norwood, Willie (1965-69)
Nwosuh, Clint (2012-13)

O

O'Dell, Denarius (2013-14)
Oakley, Twann (2011-14)
Oliver, Adrian (2007-08)
Onwenu, Patrick (2015-16)
Onwudiegwu, Malachy (2015-16)
Osborne, Jordon (1952-56)*
Owumi, Alex (2006-08)

P

Pace, Terrance (1989-92)
Pack, Devin (1997-01)
Palmer, David (1982-86)
Parker, Brandon (2005-07)
Parker, Terry (1983-84)
Parsons, Dwaine (1972-75)
Parsons, Roland (2004-05)
Patterson, Avery (2016-18)
Pearson, David*
Peterson, Karshae (1993-97)
Peterson, Kashaun (1993-97)
Phelps, Michael (1981-85)
Pinckney, Keith (1987-88)
Pittman, Kenyan (2014-16)
Pittman, Marcus (1991-94)
Plain, Noah (2018-19)
Pollard, Timothy (1983-84)
Porter, Reginald (1984-86)
Pretlow, Bryant (1994-96)
Purnell, Vernon (1950-55)*

R


Ragland, Jamar (2009-11)
Raquil, Stephane (2012-14)
Reed, Jumane (2005-09)
Reed, Yalen (2016-18)
Richards, Jeremy (2010-11)
Riley, Vincent (1985-88)
Rimmer, Xavian (2011-12)
Roberts, Jerist (2003-05)
Robinson, Dellie (1972-76)
Robinson, Larry (2000-02)
Rogers, Brandon (2008-10)
Rogers, Michael (1985-87)
Ross, Andrew (2000-01)
Ross, Kenny (1989-90)
Ross, Kevin (1988-89)

S

Sanders, Korey (2010-11)
Sanders, Martrevious (2011-13)
Savannah, Alex (2008-11)
Scott, Jael (2018-19)
Searcy, Anthony (2006-08)
Searcy, Keith (2009-11)
Shelwood, Justin (2000-01)
Simms, Chris (2007-08)
Sing, Samuel (1966-69)
Slaughter, Chad (1998-99)
Smith, Andre (1992-93)
Smith, Jessie (1994-96)
Smith, Larry (1976-80)
Smith, R'Mario (1999-00)
Smith, Richard (1952-56)*
Smith, Ronnie (1976-79)
Smith, Shaunessy (2013-14)
Smith, TyQuaylon (2015-19)
Spears, Derald (1989-92)
Spears, Retushas (1993-95)
Spencer, Marcus (1988-89)
Starks, Michael (2009-13)
Sterling, Dante (2017-18)
Stiff, Reuben (1995-99)
Stokes, James (2017-18)
Stokes, Randy (1992-93)
Sullivan, KeDorian (2011-12)

T

Tate, Roosevelt (1986-88)
Tatum, Andrew (1970-74)
Thomas, George (2013-16)
Thomas, Jason (1987-89)
Thomas, Steve (1988-91)
Thompson, Gilbert (1977-81)
Thompson, Delvin (2004-07)



Thompson, Jamal (2007-08)

Thorn, Dekedran (2019-20)
Tillman, Cedric (1990-91)
Tillery, Corey (2019-20)
Tubbs, Ernest (1991-92)
Tufono, Tyson (2011-12)

U

Upshaw, Bonner (1983-87)

V

Vance, Marquis (2013-17)
Videau, Brian (2002-03)

W

Wade, Fred (1996-97)
Wade-Henderson, Devin (2019-20)
Walker, Arthor*
Walker, Lonnie (1964-67)
Wallace, Steve (2001-03)
Walton, Bobby (1965-67)
Walton, Marcus (1991-95)
Ward, Reginald (1989-92)
Ware, Terry (1985-89)
Washington, Sirdonta (2005-06)
Watkins, Charles (1966-70)
West, J.T. (1999-01)
Westberry, James (2006-07)
Wheaton, Eddrick (1996-99)
White, Mark (1985-89)
White, Rufus (1964-65)
White, William (1981-82)
Whitney, Davey Jr. (1982-86)
Willett, Shawn (2015-16)
Williams, David (1981-83)
Williams, Ira*
Williams, Jarvis (2005-09)
Wilson, Kobe (2016-20)
Wilson, Tamaricio (2014-16)
Womback, Ivan (1968-69)
Woodard, Clarence*
Wyatt, Clinton (1976-80)
Wyatt, Juan (2003-07)
Wyatt, Levi I (1967-71)
Wyatt, Levi II (1989-93)
Wyatt, Milton (1993-96)

Y

Young, Corey (2013-15)
Young, Ivory (1986-87)

**Confirmed to have played prior to 1964-65... exact years unknown in some cases.*



WOMEN'S BASKETBALL



WOMEN'S BASKETBALL

COACHING RECORDS

Year	Head Coach	Record	SWAC
2019-20	Courtney G. Pruitt	13-18	9-9
2018-19	Courtney G. Pruitt	4-28	3-15
2017-18	Courtney G. Pruitt	12-18	8-10
2016-17	Courtney G. Pruitt	9-21	9-9
2015-16	Courtney G. Pruitt	11-19	8-10
2014-15	Tonya Edwards	10-18	9-9
2013-14	Tonya Edwards	8-22	7-11
2012-13	Tonya Edwards	2-26	2-16
2011-12	Tonya Edwards	14-20	9-9
2010-11	Tonya Edwards	13-15	12-6
2009-10	Tonya Edwards	8-20	8-10
2008-09	Tonya Edwards	5-26	4-14
2007-08	Shirley Walker	12-18	8-10
2006-07	Shirley Walker	15-13	11-7
2005-06	Shirley Walker	11-16	9-9
2004-05\$^{\wedge}\%	Shirley Walker	21-9	14-4
2003-04	Shirley Walker	13-15	11-7
2002-03	Shirley Walker	18-12	11-7
2001-02	Shirley Walker	15-12	11-7
2000-01\$^{\wedge}\%	Shirley Walker	21-11	15-3
1999-00\$^{\wedge}\%	Shirley Walker	22-9	15-3
1998-99	Shirley Walker	15-12	8-8
1997-98	Shirley Walker	17-11	13-3
1996-97	Shirley Walker	18-10	12-2
1995-96\$	Shirley Walker	20-8	11-3
1994-95\$	Shirley Walker	18-8	12-2
1993-94\$	Shirley Walker	21-6	12-2
1992-93\$	Shirley Walker	18-10	12-2
1991-92\$^{\wedge}	Shirley Walker	21-6	13-1
1990-91\$^{\wedge}	Shirley Walker	20-8	10-2
1989-90	Shirley Walker	17-12	11-3
1988-89	Shirley Walker	11-16	7-7
1987-88	Shirley Walker	13-15	8-6
1986-87	Shirley Walker	5-22	4-10
1985-86\$^{\wedge}	Shirley Walker	19-8	12-2
1984-85\$	Shirley Walker	19-9	13-1
1983-84\$	Shirley Walker	23-7	13-1
1982-83	Shirley Walker	18-11	11-3
1981-82	Shirley Walker	10-15	4-4
1980-81	Shirley Walker	11-15	-
1979-80	Shirley Walker	12-11	-
1978-79	Shirley Walker	15-10	-

\$ denotes regular season SWAC Champions (11)

^ denotes SWAC Tournament Champions (6)

% denotes NCAA Tournament appearance (3)

Record Since 1978: 602-592 (.504)

Note: Alcorn had a women's basketball team prior to 1978, coached by Lonnie Walker in the 1970's. The women's basketball team program was on-and-off from the 1920's-70's.



TONYA EDWARDS



COURTNEY G. PRUITT

Shirley Walker (1978-08)
493-341 Overall, 291-119 SWAC

Tonya Edwards (2008-15)
60-147 Overall, 51-75 SWAC

Courtney G. Pruitt (2015-20)
49-104 Overall, 37-53 SWAC

WOMEN'S BASKETBALL



SHIRLEY
GIBBS-WALKER

The basketball court in the Davey L. Whitney Complex is named in honor of legendary women's head basketball coach Shirley Gibbs-Walker. She led the Lady Braves to 493 wins during her 30-year tenure as head coach. Walker's teams won 12 regular season and six SWAC tournament titles and qualified for the NCAA Tournament three times, most recently in the 2004-05 season.

Additionally, Walker earned the 2014 Southwestern Athletic Conference Alumni Association Lifetime Achievement Award for her contributions to the conference's athletic heritage.

"The award means a lot. When someone looks over your work and realizes how much you put your heart and mind into what you have done, it shows that the conference appreciates your accomplishments. It means a lot to be a part of this conference," Walker said. "Discipline is what helped me get through the tough times. It was a tough road, but we made it through it all."

WOMEN'S BASKETBALL

CAREER RECORDS

1,000-Point Club

1. 2,111, Ella "Pearl" Williams (1980-84)
2. 1,821, Tami Varnado (1988-92)
3. 1,743, Lisa Powell (1987-92)
4. 1,588, Cherea Wood (1997-01)
5. 1,515, Sherlanda Lewis (1989-92)
6. 1,496, Alesha Causey (1995-98)
7. 1,352, Isis Smith (2009-13)
7. 1,302, Rasaan Powell (2003-07)
8. 1,291, Teresa Hooker (1983-87)
9. 1,242, Lois Watkins (1982-86)
10. 1,216, Cassandra Anderson (1989-93)
11. 1,185, Nickie Tatum (1992-95)
12. 1,170, Regina Wells (1982-86)
13. 1,085, Kiara Ruffin (2008-12)
14. 1,084, Ira Fuquay (1991-95)
15. 1,066, Tierro Frost (2011-14)
16. 1,020, Latoya Johnson (2001-05)

600-Rebound Club

1. 1,058, Ella "Pearl" Williams (1980-84)
2. 1,001, Lisa Powell (1987-92)
3. 964, Tami Varnado (1988-92)
4. 856, Cherea Wood (1997-01)
5. 709, Teresa Hooker (1983-87)
6. 701, Tnonealyer Powers (2001-05)
7. 696, Deloris Williams (1978-80)
8. 671, Sherlanda Lewis (1989-92)
9. 667, Rasaan Powell (2003-07)
10. 665, Nickie Tatum (1992-95)
11. 653, Lois Watkins (1982-86)
12. 651, Candace Roberts (2001-05)
13. 621, Shamika Breedlove (2008-12)
14. 619, Alesha Causey (1995-98)

300-Assist Club

1. 579, Ira Fuquay (1991-95)
2. 557, Tonya Peters (1987-92)
3. 556, Regina Wells (1982-86)
4. 531, Tonya Steele (1986-90)
5. 433, Iris Floyd (1982-86)
6. 389, Trancye Pegues (1993-97)
7. 348, Kamrica Turk (1998-02)
8. 336, Alesha Causey (1995-98)
9. 306, Isis Smith (2009-13)
10. 304, Zandra Hall (2001-03)

200-Steal Club

1. 371, Tami Varnado (1988-92)
2. 357, Ira Fuquay (1991-95)
3. 332, Trancye Pegues (1993-97)
4. 279, Carolinsia Crumbly (2009-13)
5. 273, Kiara Ruffin (2008-12)
6. 243, Tonya Peters (1987-90)
7. 227, Iris Floyd (1982-86)
8. 225, Regina Wells (1982-86)
9. 218, Tonya Steele (1986-90)
10. 215, Alesha Causey (1995-98)

60-Block Club

1. 242, Henrietta Wells (2013-17)
2. 186, Tina Huff (2003-04, 05-08)
3. 183, Tammie Barksdale (1990-93)
4. 125, Melissa Mosby (1995-98)
5. 103, Lisa Powell (1987-92)
6. 75, Cherea Wood (1997-01)
7. 66, Lois Watkins (1984-86)



COACH
SHIRLEY WALKER

WOMEN'S BASKETBALL

SEASON RECORDS

Most Points

1. 791, Ella "Pearl" Williams (1983-84)
2. 599, Norianna Haynes (2015-16)
3. 590, Tami Varnado (1991-92)
4. 584, Lisa Powell (1990-91)
5. 564, Cherea Wood (1999-00)
6. 532, Sherlanda Lewis (1989-90)
7. 529, Tierro Frost (2013-14)
8. 524, Tami Varnado (1990-91)
9. 523, Teresa Hooker (1986-87)
10. 498, Kiara Ruffin (2010-11)

Most Points Per Game Average

1. 26.4, Ella "Pearl" Williams (1983-84)
2. 21.6, Tami Varnado (1991-92)
3. 20.9, Lisa Powell (1990-91)
4. 20.5, Sherlanda Lewis (1989-90)
5. 19.9, Norianna Haynes (2015-16)
6. 19.4, Teresa Hooker (1986-87)
- t7. 19.1 Deloris Williams (1978-79)
- t7. 19.1, Cassandra Anderson (1992-93)
9. 18.7, Tami Varnado (1990-91)
- t10. 18.4, Polly Joiner (1977-78)
- t10. 18.4, Rasaan Powell (2005-06)

Most Field Goals Made

1. 320, Ella "Pearl" Williams (1983-84)
2. 242, Tami Varnado (1991-92)
3. 233, Sherlanda Lewis (1989-90)
4. 224, Lisa Powell (1990-91)
5. 218, Tami Varnado (1990-91)
6. 215, Sherlanda Lewis (1991-92)
7. 213, Sherlanda Lewis (1990-91)
8. 212, Teresa Hooker (1986-87)
9. 206, Norianna Haynes (2015-16)
10. 203, Ella "Pearl" Williams (1982-83)

Most Rebounds

1. 410, Deloris Williams (1978-79)
2. 335, Lisa Powell (1990-91)
3. 291, Ella "Pearl" Williams (1983-84)
- t4. 286, Deloris Williams (1979-80)
- t4. 286, Norianna Haynes (2015-16)
6. 284, Cherea Wood (1999-00)
7. 265, Ella "Pearl" Williams (1981-82)
8. 263, Teresa Hooker (1986-87)
9. 261, Sherlanda Lewis (1991-92)
10. 257, Tami Varnado (1991-92)



ELLA "PEARL"
WILLIAMS




NORIANNA
HAYNES

WOMEN'S BASKETBALL

SEASON RECORDS

Most Assists

1. 223, Ira Fuquay (1992-93)
2. 192, Zandra Hall (2002-03)
3. 157, Regina Wells (1983-84)
4. 152, Kamrica Turk (1999-00)
5. 151, Tonya Peters (1991-92)
6. 148, Tonya Peters (1990-91)
7. 143, Tonya Steele (1987-88)
8. 142, Regina Wells (1983-84)
9. 139, Iris Floyd (1982-83)
- t10. 133, Ira Fuquay (1993-94)
- t10. 133, Tonya Steele (1988-89)



Most Free Throws Made

1. 169, Cherea Wood (1999-00)
2. 164, Tierro Frost (2013-14)
- t3. 162, Cherea Wood (2000-01)
- t3. 162, Norianna Haynes (2015-16)
5. 147, Alesha Causey (1997-98)
6. 146, Kiara Ruffin (2011-12)
7. 132, Lisa Powell (1990-91)
8. 131, Kiara Ruffin (2010-11)
9. 129, Rasaan Powell (2005-06)
10. 122, Rasaan Powell (2006-07)

Highest Free Throw Percentage

(Minimum 50 Attempts)

1. .864 (57-66), Ashtin McNichols (2015-16)
- t2. .852 (75-88), Regina Wells (1984-85)
- t2. .852 (52-61), Kierra Levy (2002-03)
4. .846 (44-52), Taresha Coleman (2001-02)
5. .807 (46-57), Vernita Miller (1985-86)
6. .804 (131-163), Kiara Ruffin (2010-11)
7. .792 (61-77), Carolinsia Crumbly (2009-10)
8. .789 (146-185), Kiara Ruffin (2011-12)
9. .786 (44-56), Kamrica Turk (2001-02)
- t10. .785 (95-121), Norianna Haynes (2014-15)
- t10. .785 (72-93), Diane Fuller (1984-85)

Most Three-Pointers Made

1. 70-210, Tia Sanders (2017-18)
2. 69-186, Kierra Levy (2002-03)
3. 67-160, Kiara Ruffin (2010-11)
4. 63-162, Tami Varnado (1991-92)
5. 59-177, Daisha Reed (2000-01)
6. 54-181, Tia Sanders (2016-17)
7. 50-137, Brianna Luton (2016-17)
8. 49-150, Daisha Reed (1998-99)
- t9. 48-114, Daisha Reed (1999-00)
- t9. 48-161, Kiara Ruffin (2011-12)

Most Blocks

1. 88, Henrietta Wells (2016-17)
2. 84, Henrietta Wells (2015-16)
3. 82, Tina Huff (2007-08)
4. 79, Tammie Barksdale (1992-93)
- t5. 63, Lisa Powell (1990-91)
- t5. 63, Tina Huff (2006-07)
7. 55, Deloris Williams (1979-80)
8. 54, Tammie Barksdale (1990-91)
9. 50, Tammie Barksdale (1991-92)
10. 41, Lois Watkins (1984-85)



WOMEN'S BASKETBALL

YEAR-BY-YEAR SCHEDULES

1978-79 (Shirley Walker)

15-10 Overall

Blue Mountain	W, 97-74
Blue Mountain	W, 89-74
Rust College	W, 103-60
William Carey	W, 108-80
Tougaloo	L, 72-70
Jackson State	L, 76-75
Mississippi Valley State	L, 83-74
Southern	L, 88-47
Grambling State	L, 64-58
Millsaps	W, 120-46
Belhaven	L, 60-58
Mississippi Industrial	W, 101-60
Tougaloo	W, 72-70
Mississippi Industrial	W, 101-71
Rust College	W, 72-57
Mississippi Valley State	W, 79-76
Behaven	W, 80-68
Jackson State	W, 82-76
Southern	L, 79-69
Millsaps	W, 94-42
Grambling State	L, 78-67
Mississippi Industrial	W, 99-89
Belhaven	W, 70-66
Tougaloo	L, 81-62
Tuskegee	L, 101-84

1979-80 (Shirley Walker)

12-11 Overall

Mississippi Industrial	W, 70-56
Mississippi College	L, 87-82
Xavier (La.)	L, 81-78
Alabama State	W, 101-68
Southern	W, 82-78
Tougaloo	L, 64-61
Jackson State	L, 68-57
Mississippi Valley State	W, 69-66
Mississippi	W, 70-66
Southern	L, 82-63
Mississippi Valley State	L, 86-75
Delta State	L, 66-64
Grambling State	W, 79-77
Tougaloo	W, 70-68
Xavier (La.)	W, 64-58
Southern	L, 90-78
Grambling State	W, 77-66
Mississippi State	L, 71-68
Mississippi Industrial	W, Forfeit
Jackson State	L, 71-63
Southern Mississippi	W, 76-69
Mississippi Women	L, 67-55
Mississippi State	W, 76-61

1980-81 (Shirley Walker)

11-15 Overall

Grambling State	L, 89-72
Rust College	W, 87-78
Mississippi	L, 81-64
Rust College	W, 81-76
Alabama State	W, 97-61
Southern	W, 99-63
Xavier (La.)	L, 73-69
Jackson State	L, 75-59
Mississippi Valley State	L, 59-58
Delta State	L, 79-69
Mississippi Valley State	L, 77-72
Southern	L, 91-82
Mississippi College	L, 86-59
Grambling State	L, 67-65
Mississippi State	W, 92-69
Southern	L, 86-69
Grambling State	W, 77-67
Southern Mississippi	L, 87-75
MSU for Women	W, 87-76
Tougaloo	L, 75-59
Jackson State	L, 79-58
Tougaloo	W, 85-69
Xavier (La.)	W, 76-66
Alabama State	W, 91-89
Mississippi Women	W, 76-75
Jackson State	L, 63-59

1981-82 (Shirley Walker)

10-15 Overall, 4-4 SWAC

Centenary	L, 80-77 (OT)
New Orleans	L, 83-69
Southern-New Orleans	W, 95-48
Grambling State	L, 71-54
Southern	L, 69-68
Delta State	L, 79-66
Jackson State	L, 62-50
Mississippi Valley State	W, 64-62
Southern	W, 72-69
Southern-New Orleans	W, 73-44
Grambling State	W, 60-58
Centenary	W, Forfeit
Mississippi State	L, 88-62
Southern	L, 68-57
Grambling State	W, 72-69 (OT)
Northwestern State (La.)	L, 68-61
Delta State	L, 67-66
Mississippi State	L, 58-56
Jackson State	L, 61-49
Louisiana Tech	L, 108-47
Mississippi Valley State	L, 79-69
Southern Miss	W, 69-62

Prairie View A&M	W, 68-30
Mississippi Valley State	L, 70-59
Grambling State	W, 63-62

1982-83 (Shirley Walker)

18-11 Overall, 11-3 SWAC

Mississippi	L, 95-51
Mercer	L, 96-65
Alabama State	W, 81-66
Northwestern State (La.)	W, 78-63
Delta State	W, 81-63
Northwestern State (La.)	L, 69-57
Jackson State	L, 64-62 (OT)
Mississippi Valley State	L, 85-74
Alabama State	L, 87-70
Southern	W, 71-69
Mississippi State	L, 68-64
Prairie View A&M	W, 109-39
Texas Southern	W, 80-66
Delta State	L, 89-88
Grambling State	W, 82-68
Southeastern (La.)	W, 85-58
Southern	W, 83-73
Grambling State	W, 90-49
Mississippi Valley State	W, 73-69
Prairie View A&M	W, 96-28
Texas Southern	W, 70-66
Louisiana Tech	L, 84-50
Jackson State	W, 63-62
Southeastern (La.)	L, 64-60
New Orleans	W, 82-74
Mississippi State	W, 77-75
Alabama State	W, 76-68
Mississippi Valley State	L, 64-63
Southern	W, 93-62

1983-84 (Shirley Walker)

23-7 Overall, 13-1 SWAC

Regular Season Champions

Mississippi College	W, 90-69
Morehead State	L, 67-66
Rice	L, 69-62
Tougaloo	W, 61-60 (OT)
Delta State	L, 79-72
New Orleans	L, 78-74
Tougaloo	W, 78-66
Mississippi	L, 90-73
Jackson State	L, 79-66
Mississippi Valley State	W, 92-66
Nicholls State	W, 74-56
Southern	W, 71-65
Mississippi Valley State	W, 65-60
Texas Southern	W, 71-60

WOMEN'S BASKETBALL

YEAR-BY-YEAR SCHEDULES

Prairie View A&M	W, 104-30
Grambling State	W, 73-67
Alabama State	W, 91-57
Southern	W, 74-64
Grambling State	W, 83-61
Texas Southern	W, 76-37
Prairie View A&M	W, 76-44
Mississippi College	W, 83-64
Jackson State	W, 77-60
Stephen F. Austin	W, 88-74
Alabama State	W, 67-54
Delta State	W, 96-65
Nicholls State	W, 89-70
Prairie View A&M	W, 99-33
Texas Southern	W, 74-61
Jackson State	L, 74-63

1984-85 (Shirley Walker)

19-9 Overall, 13-1 SWAC

Regular Season Champions

Rice	W, 80-55
Houston	L, 73-67
Northwestern State	W, 101-99
Northeast Louisiana	L, 84-43
Memphis State	L, 83-70
Mississippi College	W, 86-84
Mississippi State	L, 57-55
Louisiana State	L, 87-72
Mississippi Valley State	W, 60-51
Grambling State	W, 79-69
Mississippi	L, 65-64
Jackson State	W, 65-58
Alabama State	W, 82-71
Texas Southern	W, 77-60
Prairie View A&M	W, 84-54
Northwestern State	L, 95-65
Southern	W, 66-44
Mississippi College	W, 90-68
Mississippi Valley State	W, 69-67
Grambling State	L, 76-73
Jackson State	W, 66-48
Alabama State	W, 72-69
Mississippi	L, 92-67
Texas Southern	W, 81-76
Prairie View A&M	W, 99-54
Southern	W, 72-65
Southern	W, 58-45
Alabama State	W, 77-71

1985-86 (Shirley Walker)

19-8 Overall, 12-2 SWAC

Regular Season Champions

SWAC Champions

Missouri-Kansas City	W, 84-54
Kansas	L, 86-66
Louisiana State	L, 91-74
Mississippi	L, 59-47
Houston	L, 61-60
Western Carolina	W, 74-42
Northeast Louisiana	L, 99-73
Grambling State	L, 71-69
Mississippi Valley State	W, 76-58
Jackson State	W, 82-65
Alabama State	W, 80-66
Prairie View A&M	W, 83-58
Texas Southern	W, 90-70
Mississippi College	W, 69-63
Southern	W, 83-63
Alabama	L, 71-58
New Orleans	W, 80-58
Grambling State	W, 91-72
Mississippi Valley State	W, 84-79
Jackson State	W, 70-65
Alabama State	L, 66-62
Prairie View A&M	W, 64-50
Texas Southern	W, 70-60
Mississippi College	W, 84-59
Southern	W, 84-62
Mississippi Valley State	W, 66-62
Grambling State	W, 84-77

1986-87 (Shirley Walker)

5-22 Overall, 4-10 SWAC

Northeast Louisiana	L, 92-67
Northeast Louisiana	L, 73-58
Southeast Missouri	L, 73-49
Southern Methodist	L, 72-60
U.S. International	L, 80-54
Lamar	W, 72-71
Stephen F. Austin	L, 86-56
Mississippi Valley State	L, 95-65
Grambling State	L, 78-62
Tulane	L, 81-60
Jackson State	L, 76-70
Alabama State	L, 65-63
Mississippi	L, 62-50
Texas Southern	L, 65-63
Prairie View A&M	L, 76-74
Southern	W, 104-88
Mississippi Valley State	L, 72-69
Grambling State	L, 75-68
Alabama	L, 74-64

Jackson State	L, 77-64
Alabama State	L, 77-75
Mississippi	L, 89-55
Texas Southern	W, 72-65
Prairie View A&M	W, 77-48
Tulane	L, 78-74
Southern	W, 63-61
Mississippi Valley State	L, 78-57

1987-88 (Shirley Walker)

13-15 Overall, 8-6 SWAC

Mississippi	L, 73-41
Stephen F. Austin	L, 83-65
Oklahoma State	L, 76-74
Mississippi Valley State	W, 80-76
Louisiana Tech	L, 98-52
Louisiana State	L, 76-59
Memphis State	L, 97-91
Alaska-Anchorage	W, 74-61
Northeast Louisiana	W, 79-67
South Alabama	W, 87-68
Mississippi Valley State	W, 81-75
Grambling State	L, 67-55
Jackson State	W, 69-58
Alabama State	L, 76-70
Texas Southern	W, 75-61
Prairie View A&M	L, 64-59
Southern	W, 76-71
Mississippi Valley State	L, 80-74
Grambling State	W, 82-74
Alabama	L, 82-63
Jackson State	L, 85-67
Alabama State	W, 88-51
Texas Southern	W, 71-58
Prairie View A&M	L, 70-69 (OT)
Southern	W, 73-52
Jackson State	W, 71-55
Grambling State	L, 78-66

1988-89 (Shirley Walker)

11-16 Overall, 7-7 SWAC

Arkansas State	L, 85-67
North Texas	W, 64-54
Mississippi	L, 87-66
Lamar	L, 63-62 (OT)
Northeast Louisiana	L, 88-59
Alabama	L, 91-77
Louisiana State	L, 80-50
Mississippi Valley State	L, 85-81
Grambling State	L, 55-54
Jackson State	W, 71-58
Alabama State	W, 66-50
Alabama	W, 86-71

WOMEN'S BASKETBALL

YEAR-BY-YEAR SCHEDULES

Prairie View A&M	L, 83-75
Texas Southern	L, 55-50
Mississippi	L, 78-58
Southern	L, 50-45
Mississippi Valley State	L, 71-64
Grambling State	W, 66-64
Nicholls State	W, 56-53
Jackson State	W, 56-49
Alabama State	L, 64-60
Nicholls State	W, 87-57
Lamar	L, 75-71
Prairie View A&M	W, 68-44
Texas Southern	W, 80-69
Southern	W, 58-55
Southern	L, 66-64

1989-90 (Shirley Walker) **17-12 Overall, 11-3 SWAC**

San Diego State	W, 67-48
DePaul	L, 90-74
Lamar	W, 67-64
Stephen F. Austin	L, 76-64
Murray State	W, 77-69
Alabama	L, 71-67
Northeast Louisiana	L, 65-64
Alabama	L, 60-49
North Texas State	L, 70-46
Lamar	L, 73-65
Grambling State	L, 63-55
Mississippi Valley State	L, 88-66
Alabama State	W, 83-50
Jackson State	W, 89-61
Texas Southern	W, 72-42
Prairie View A&M	W, 94-54
Southern	W, 77-55
Louisiana State	L, 79-64
Grambling State	W, 85-77
Mississippi Valley State	W, 74-64
Arkansas State	W, 90-78
Alabama State	W, 84-76
Jackson State	W, 75-64
Southern	L, 73-68
Prairie View A&M	W, 93-73
Southern	W, 61-55
Prairie View A&M	W, 79-51
Texas Southern	W, 51-47
Jackson State	L, 60-58

1990-91 (Shirley Walker) **20-8 Overall, 10-2 SWAC** **Regular Season Champions** **SWAC Champions**

Arkansas State	L, 80-70
Texas College	W, 110-61
Mississippi	L, 92-65
Brigham Young	L, 68-65
Texas College	W, 113-54
Dartmouth	W, 77-54
Rice	W, 82-74
Arkansas State	L, 104-79
Memphis State	L, 90-82
Mississippi Valley State	W, 84-68
Grambling State	W, 71-60
Jackson State	L, 65-58
Alabama State	W, 100-79
Prairie View A&M	W, 97-52
Texas Southern	W, 70-60
Southern	W, 87-49
Lamar	W, 92-83
Mississippi Valley State	W, 80-75
Grambling State	L, 97-73
Louisiana State	L, 86-76
Jackson State	W, 74-62
Alabama State	W, 72-69
Prairie View A&M	W, 112-60
Texas Southern	W, 117-72
Southern	W, 92-54
North Texas	W, 92-66
Jackson State	W, 69-59
Grambling State	W, 76-62

1991-92 (Shirley Walker) **20-7 Overall, 13-1 SWAC** **Regular Season Champions** **SWAC Champions**

Georgia Tech	L, 98-69
Delta State	W, 99-66
Houston	L, 77-76
Wichita State	W, 80-60
Memphis State	W, 79-69
Southern Mississippi	W, 90-79
Stephen F. Austin	L, 100-60
Southeast Missouri	L, 83-54
Lamar	L, 90-82
Grambling State	W, 74-72
Mississippi Valley State	W, 68-52
Alabama State	W, 86-48
Jackson State	W, 78-69
Louisiana State	L, 95-60
Texas Southern	W, 91-54
Prairie View A&M	W, 87-45

Southern	W, 97-82
Grambling State	W, 94-54
Mississippi Valley State	W, 91-77
Alabama State	W, 82-60
Jackson State	L, 70-66
Texas Southern	W, 75-66
Prairie View A&M	W, 80-45
Southern	W, 89-84
Prairie View A&M	W, 86-50
Grambling State	W, 75-56
Alabama State	W, 67-62

1992-93 (Shirley Walker) **18-10 Overall, 12-2 SWAC** **Regular Season Champions**

Louisiana Tech	L, 110-70
Delta State	W, 70-69
Texas College	W, 93-51
Mississippi	L, 54-50
McNeese State	L, 78-54
South Alabama	L, 90-79
Howard	W, 74-54
Mississippi Valley State	W, 73-57
Grambling State	W, 72-68
Jackson State	W, 75-67
Alabama State	W, 66-57
Prairie View A&M	W, 89-66
Texas Southern	W, 61-58
Southern	W, 76-75
Mississippi Valley State	W, 97-90
Grambling State	W, 86-82
Jackson State	W, 89-76
Alabama State	W, 73-57
Texas College	W, 104-64
Prairie View A&M	W, 82-39
Texas Southern	L, 76-73
Arkansas State	L, 65-64
Southern	L, 70-69
Texas Southern	L, 90-88

1993-94 (Shirley Walker) **23-4 Overall, 12-2 SWAC** **Regular Season Champions**

Auburn	L, 71-66 (OT)
Houston	L, 68-55
Tennessee State	W, 89-82
Texas Tech	L, 97-69
Louisville	W, 66-64
Arkansas-Pine Bluff	W, 90-60
Talladega College	W, 86-54
Tennessee State	W, 73-72
*Grambling State	L, 107-84
Mississippi Valley State	L, 71-70

WOMEN'S BASKETBALL

YEAR-BY-YEAR SCHEDULES

Alabama State	W, 86-64
Jackson State	W, 84-66
Arkansas-Pine Bluff	W, 71-47
Texas Southern	W, 85-79
Prairie View A&M	W, 100-51
Southern	W, 85-79
Talladega College	W, 89-40
Grambling State	W, 87-75
Mississippi Valley State	W, 98-82
Alabama State	W, 80-69
Jackson State	W, 87-84
Texas Southern	W, 89-55
Prairie View A&M	W, 66-38
Southern	W, 79-68
South Alabama	W, 98-55
Alabama State	W, 74-62
*Grambling State	L, 112-97

1994-95 (Shirley Walker)

18-8 Overall, 12-2 SWAC

Regular Season Champions

Arkansas Baptist	W, 91-41
New Mexico State	W, 75-69
Texas A&M	L, 86-66
Tennessee Tech	L, 85-69
Alabama State	W, 96-64
South Alabama	L, 77-70
New Orleans	W, 83-82
Texas	L, 82-68
Southern Methodist	L, 106-78
Mississippi Valley State	W, 93-64
Grambling State	W, 83-74
Jackson State	L, 73-66
Alabama State	W, 62-56
Prairie View A&M	W, 91-46
Texas Southern	W, 91-61
Southern	W, 86-56
Tuskegee	W, 84-46
Mississippi Valley State	W, 77-74
Grambling State	L, 75-74
Jackson State	W, 69-68
Alabama State	W, 97-57
Prairie View A&M	W, 88-58
Texas Southern	W, 92-48
Southern	W, 86-55
Texas Southern	W, 95-53
Jackson State	L, 79-74

1995-96 (Shirley Walker)

22-6 Overall, 11-3 SWAC

Regular Season Champions

Memphis	L, 78-63
Charleston Southern	W, 60-53

Stephen F. Austin	L, 102-56
Southeastern Louisiana	W, 71-63
Texas Arlington	L, 68-52
Jackson State	W, 66-53
Arkansas	L, 72-53
Army	W, 56-38
Texas Christian	W, 65-59
Mississippi Valley State	W, 75-55
*Grambling State	L, 76-51
Jackson State	W, 63-58
Alabama State	W, 75-46
Prairie View A&M	W, 68-41
Texas Southern	W, 85-49
Southern	W, 65-46
Mississippi Valley State	W, 69-62
Grambling State	W, 72-69
Southern Methodist	W, 78-58
Jackson State	L, 74-66
Alabama State	W, 86-66
Prairie View A&M	W, 75-49
Texas Southern	W, 75-47
Southern	L, 78-76
South Alabama	W, 71-51
Alabama State	W, 73-42
Jackson State	W, 64-51
*Grambling State	L, 72-57

**Games forfeited to Alcorn due to participation of ineligible player by Grambling State.*

1996-97 (Shirley Walker)

18-10 Overall, 12-2 SWAC

Arkansas-Pine Bluff	W, 91-50
Villanova	L, 51-41
Wisconsin-Green Bay	L, 58-48
Rice	L, 65-60
Colorado	L, 62-45
Texas Christian	W, 81-65
Tennessee-Chattanooga	W, 62-50
South Alabama	L, 55-49
Arkansas	L, 90-56
Mississippi Valley State	W, 73-69
Grambling State	L, 74-72 (OT)
Jackson State	W, 59-52
Alabama State	W, 76-55
Prairie View A&M	W, 73-35
Texas Southern	W, 100-46
Southern	W, 91-70
Arkansas-Pine Bluff	W, 72-61
Mississippi Valley State	W, 68-56
Grambling State	L, 71-59
Jackson State	W, 57-54

Alabama State	W, 78-55
Prairie View A&M	W, 85-48
Texas Southern	W, 104-36
Southern	W, 79-51
Oral Roberts	L, 77-59
Prairie View A&M	W, 57-37
Jackson State	W, 79-54
Grambling State	L, 66-55

1997-98 (Shirley Walker)

17-11 Overall, 13-3 SWAC

Northeast Louisiana	L, 72-60
Murray State	W, 71-61 (OT)
Memphis	L, 92-65
Philander Smith	W, 94-57
North Texas	L, 77-69
Southwest Texas	W, 81-57
Arkansas-Pine Bluff	W, 76-54
Minnesota	L, 61-56
Northwestern State	L, 88-47
Louisiana Tech	L, 75-53
Baylor	L, 69-63
Southern	W, 73-69
Mississippi Valley State	W, 84-74 (2OT)
Grambling State	L, 95-75
Jackson State	W, 67-59
Alabama State	W, 75-46
Prairie View A&M	W, 63-48
Texas Southern	W, 84-42
Southern	L, 67-58
Mississippi Valley State	W, 78-61
Grambling State	W, 67-64
Jackson State	L, 79-56
Alabama State	W, 72-52
Prairie View A&M	W, 56-52 (OT)
Texas Southern	W, 66-38
Arkansas-Pine Bluff	W, 84-49
Alabama State	W, 77-63
Jackson State	L, 70-60

1998-99 (Shirley Walker)

15-12 Overall, 8-8 SWAC

Philander Smith	W, 91-51
Texas Southern	W, 81-58
Southeast Missouri	W, 66-59
McNeese State	L, 65-51
Northeast Louisiana	W, 68-58
Georgia	L, 91-51
Texas Pan-American	W, 60-58
Indiana	L, 78-54
Stetson	W, 69-55
Prairie View A&M	W, 75-60
Jackson State	L, 50-44

WOMEN'S BASKETBALL

YEAR-BY-YEAR SCHEDULES

Grambling State	L, 78-54
Mississippi Valley State	L, 84-70
Arkansas-Pine Bluff	W, 74-62
Alabama A&M	W, 67-62
Alabama State	L, 67-64 (2OT)
Southern	W, 72-60
Jackson State	L, 63-52
Grambling State	L, 86-74
Mississippi Valley State	L, 71-68
Arkansas-Pine Bluff	W, 66-60
Alabama A&M	W, 97-57
Alabama State	W, 67-55
Southern	W, 82-61
Texas Southern	W, 71-54
Prairie View A&M	L, 66-59
Alabama State	L, 56-55

1999-00 (Shirley Walker)
22-9 Overall, 15-3 SWAC
SWAC Champions

Philander Smith	W, 90-56
Southern Mississippi	L, 66-63
Nicholls State	W, 58-55
Georgia	L, 78-38
North Texas	L, 73-62
Louisiana-Monroe	L, 58-51
Florida A&M	W, 74-56
South Alabama	L, 64-50
Texas-El Paso	W, 68-47
Texas Southern	W, 77-61
Grambling State	L, 86-70
Jackson State	W, 81-58
Mississippi Valley State	W, 68-50
Arkansas-Pine Bluff	W, 79-75 (OT)
Alabama State	W, 93-51
Alabama A&M	W, 60-45
Southern	W, 66-54
Jackson State	W, 65-45
Grambling State	L, 83-77
Mississippi Valley State	W, 79-53
Arkansas-Pine Bluff	W, 76-46
Prairie View A&M	L, 50-45
Alabama State	W, 85-82 (OT)
Alabama A&M	W, 72-60
Southern	W, 81-65
Prairie View A&M	W, 68-55
Texas Southern	W, 82-71
Mississippi Valley State	W, 80-59
Prairie View A&M	W, 64-52
Grambling State	W, 83-58
<u>NCAA Tournament</u>	
Louisiana Tech	L, 95-53

2000-01 (Shirley Walker)
21-11 Overall, 15-3 SWAC
Regular Season Champions
SWAC Champions

Stephen F. Austin	L, 46-88
Florida A&M	L, 40-57
Illinois	L, 56-73
Clemson	L, 58-66
San Diego	L, 43-60
Lipscomb	W, 78-53
South Alabama	L, 67-78
Texas Southern	W, 66-62
Prairie View A&M	W, 74-70
Florida A&M	W, 65-47
Brown	L, 47-52
Centenary	W, 68-43
Jackson State	W, 69-64
Grambling State	L, 63-74
Mississippi Valley	W, 95-46
Arkansas-Pine Bluff	W, 84-50
Alabama A&M	W, 65-54
Alabama State	L, 55-58
Southern	W, 81-61
Jackson State	W, 65-61
Grambling State	W, 87-83
Mississippi Valley	W, 74-65
Arkansas-Pine Bluff	W, 66-37
Alabama A&M	W, 82-53
Alabama State	W, 83-68
Southern	W, 58-56
Texas Southern	L, 55-57
Prairie View A&M	W, 62-45

Arkansas-Pine Bluff	W, 81-53
Alabama State	W, 74-69
Grambling State	W, 86-74
<u>NCAA Tournament</u>	
Notre Dame	L, 49-98

2001-02 (Shirley Walker)
15-12 Overall, 11-7 SWAC

vs. Brown	W, 68-47
at Illinois-Chicago	L, 51-92
vs. Appalachian State	L, 50-61
vs. Gardner-Webb	W, 57-41
at South Alabama	L, 51-66
at Prairie View A&M	W, 53-49
at Texas Southern	W, 74-60
FLORIDA A&M	W, 67-64
JACKSON STATE	W, 57-53
GRAMBLING STATE	L, 75-82
at Mississippi Valley	W, 57-53
at Arkansas-Pine Bluff	W, 78-63
ALABAMA STATE	W, 66-58
ALABAMA A&M	L, 62-65
at Southern	L, 55-77
at Little Rock	L, 60-71
at Jackson State	L, 50-55
at Grambling State	L, 60-65
MISSISSIPPI VALLEY	W, 64-56
ARKANSAS-PINE BLUFF	W, 77-33
at Alabama State	L, 51-55
at Alabama A&M	W, 68-54
SOUTHERN	L, 61-70
PHILANDER SMITH	W, 90-52



2000-01 TEAM

WOMEN'S BASKETBALL

YEAR-BY-YEAR SCHEDULES

TEXAS SOUTHERN W, 75-52
 PRAIRIE VIEW A&M W, 67-40
 vs. Jackson State L, 46-60 (2OT)

2002-03 (Shirley Walker)
18-12 Overall, 11-7 SWAC

vs. Texas State W, 58-56
 at Baylor L, 62-78
 vs. North Texas L, 54-82
 at Texas State L, 51-62
 vs. Savannah State W, 60-51
 at Florida A&M W, 75-67
 SOUTH ALABAMA W, 77-73
 at Lamar W, 62-58
 LITTLE ROCK W, 88-74
 at South Carolina L, 52-96
 PRAIRIE VIEW A&M W, 70-58
 TEXAS SOUTHERN W, 79-62
 at Jackson State L, 65-74
 at Grambling State L, 66-71
 MISSISSIPPI VALLEY W, 71-52
 ARKANSAS-PINE BLUFF W, 79-57
 at Alabama A&M W, 69-63 (OT)
 at Alabama State L, 63-68
 SOUTHERN W, 79-70
 JACKSON STATE L, 58-65
 GRAMBLING STATE W, 83-73
 at Mississippi Valley W, 78-70
 at Arkansas-Pine Bluff W, 72-51
 ALABAMA A&M W, 74-57
 ALABAMA STATE L, 69-78
 at Southern L, 72-73 (OT)
 at Texas Southern W, 71-64
 at Prairie View A&M L, 53-64
 vs. Southern W, 62-50
 vs. Alabama State L, 61-65

2003-04 (Shirley Walker)
13-15 Overall, 11-7 SWAC

at Samford L, 41-57
 vs. New Mexico State L, 59-68
 at Houston L, 40-85
 at Missouri L, 41-103
 vs. UAB L, 49-59
 LAMAR W, 70-63
 at UTSA L, 50-74
 vs. Southeast Mo. St. L, 63-73
 at Texas Southern L, 48-56
 at Prairie View A&M W, 64-59
 JACKSON STATE L, 64-67
 GRAMBLING STATE L, 72-74
 at Mississippi Valley W, 61-55
 at Arkansas-Pine Bluff W, 62-49

ALABAMA STATE W, 74-71
 ALABAMA A&M W, 63-60
 at Southern L, 68-76
 Houston Baptist W, 70-60
 at Jackson State W, 57-55
 at Grambling State L, 51-77
 MISSISSIPPI VALLEY W, 68-56
 ARKANSAS-PINE BLUFF W, 77-58
 at Alabama State L, 60-70
 at Alabama A&M L, 60-68
 SOUTHERN W, 57-52
 TEXAS SOUTHERN W, 67-63
 PRAIRIE VIEW A&M W, 75-44
 vs. Grambling State L, 78-81 (2OT)

2004-05 (Shirley Walker)
21-9 Overall, 14-4 SWAC
Regular Season Champions
SWAC Champions

at Green Bay L, 52-92
 ARKANSAS BAPTIST W, 104-30
 SAMFORD W, 61-48
 at Houston Baptist L, 65-78
 LOUISIANA TECH L, 61-62
 at Jacksonville State W, 61-58
 vs. South Carolina State W, 76-60
 at Georgia Tech L, 43-62
 PRAIRIE VIEW A&M W, 93-55
 TEXAS SOUTHERN W, 58-48
 at Jackson State W, 63-59
 at Grambling State W, 58-46
 MISSISSIPPI VALLEY L, 51-59
 ARKANSAS-PINE BLUFF W, 72-37
 at Alabama A&M W, 65-58
 at Alabama State L, 67-71
 SOUTHERN W, 64-54
 JACKSON STATE L, 57-60
 GRAMBLING STATE W, 70-64 (OT)
 at Mississippi Valley W, 63-58
 at Arkansas-Pine Bluff W, 84-66
 ALABAMA A&M W, 76-44
 ALABAMA STATE W, 67-47
 at Southern W, 57-55
 at Prairie View A&M L, 45-49
 at Texas Southern W, 77-74
 vs. Texas Southern W, 72-44 (OT)
 vs. Grambling State W, 59-50
 vs. Southern W, 56-47
NCAA Tournament
 vs. Michigan State L, 41-73

2005-06 (Shirley Walker)
11-16 Overall, 9-9 SWAC

at Stephen F. Austin L, 58-82
 vs. Northwestern State L, 64-72
 vs. Florida A&M W, 64-57 (OT)
 vs. Murray State L, 75-100
 vs. Arkansas-Pine Bluff W, 56-51
 vs. Kent State L, 59-82
 vs. Birmingham-So. L, 73-75
 at Louisiana Tech L, 44-77
 at Texas Southern W, 65-59
 at Prairie View A&M W, 79-78 (OT)
 JACKSON STATE L, 59-60
 GRAMBLING STATE L, 71-73
 at Mississippi Valley L, 71-74 (OT)
 at Arkansas-Pine Bluff L, 61-71
 ALABAMA STATE W, 56-49
 ALABAMA A&M W, 59-54
 at Southern L, 49-64
 at Jackson State L, 48-70
 at Grambling State W, 71-57
 MISSISSIPPI VALLEY L, 63-54
 ARKANSAS-PINE BLUFF W, 64-45
 at Alabama State W, 59-51
 at Alabama A&M L, 48-57
 SOUTHERN L, 69-62
 TEXAS SOUTHERN W, 69-43
 PRAIRIE VIEW A&M W, 73-52
 vs. Alabama State L, 45-57

2006-07 (Shirley Walker)
15-13 Overall, 11-7 SWAC

at Lamar L, 59-74
 JACKSONVILLE STATE W, 74-63
 vs. Idaho W, 81-62
 at Kansas State L, 41-81
 at Rice L, 51-72
 vs. Kent State L, 53-89
 STEPHEN F. AUSTIN L, 59-73
 LAMAR W, 64-58
 at Georgia Tech L, 54-76
 vs. Tennessee State W, 58-48
 PRAIRIE VIEW A&M W, 66-58
 TEXAS SOUTHERN W, 75-70
 at Jackson State L, 56-62
 at Grambling State W, 48-45
 MISSISSIPPI VALLEY W, 74-69
 ARKANSAS-PINE BLUFF W, 66-51
 at Alabama A&M L, 53-69
 at Alabama State W, 50-39
 SOUTHERN W, 75-73 (OT)
 JACKSON STATE W, 65-53
 GRAMBLING STATE L, 59-68

WOMEN'S BASKETBALL

YEAR-BY-YEAR SCHEDULES



at Mississippi Valley	W, 51-44
at Arkansas-Pine Bluff	L, 60-63
ALABAMA A&M	W, 58-57
ALABAMA STATE	W, 74-57
at Southern	L, 59-68
at Prairie View A&M	L, 47-67
at Texas Southern	L, 59-66

2007-08 (Shirley Walker) 12-18, 8-10 SWAC

vs. Kennesaw State	L, 43-57
vs. Idaho State	L, 53-61
at Texas Tech	L, 55-90
vs. Stephen F. Austin	L, 54-71
vs. Mississippi Valley	W, 71-59
NICHOLLS STATE	W, 68-45
at TAMU-Corpus Christi	L, 61-66 (OT)
vs. Troy	L, 58-66
NORTHWESTERN STATE	L, 49-58
vs. Campbell	W, 72-71
at Georgia State	W, 53-52
at Texas Southern	L, 61-62
at Prairie View A&M	L, 28-68
JACKSON STATE	L, 58-62
GRAMBLING STATE	W, 68-49
at Mississippi Valley	L, 57-68
at Arkansas-Pine Bluff	L, 57-62
ALABAMA STATE	W, 61-45
ALABAMA A&M	W, 67-48
at Southern	L, 46-39
at Jackson State	L, 45-56
at Grambling State	W, 65-63
MISSISSIPPI VALLEY	L, 39-50
ARKANSAS-PINE BLUFF	L, 64-74
at Alabama State	W, 59-54
at Alabama A&M	L, 49-59

SOUTHERN	W, 58-56
TEXAS SOUTHERN	W, 64-61
PRAIRIE VIEW A&M	W, 53-48
vs. Jackson State	L, 62-51

2008-09 (Tonya Edwards) 5-26 Overall, 4-14 SWAC

at New Mexico	L, 38-94
vs. DePaul	L, 42-90
vs. Idaho State	L, 50-67
at Ole Miss	L, 40-63
at Southern Miss	L, 47-79
vs. Belmont	L, 65-77
at Lamar	L, 49-57
at Kansas State	L, 22-80
vs. MVSU	L, 36-56
at Nicholls State	W, 66-56
at Northwestern State	L, 56-57
at Arkansas State	L, 44-71
at Southeastern La.	L, 40-74
PRAIRIE VIEW A&M	L, 34-78
TEXAS SOUTHERN	L, 44-58
at Jackson State	W, 58-55
at Grambling State	L, 64-67
MVSU	W, 52-50
ARKANSAS-PINE BLUFF	L, 65-76
at Alabama A&M	L, 54-60
at Alabama State	L, 43-61
SOUTHERN	L, 59-65
JACKSON STATE	L, 61-72
GRAMBLING STATE	L, 44-51
at Mississippi Valley St.	L, 53-62
at Arkansas-Pine Bluff	L, 61-77
ALABAMA A&M	W, 53-39
ALABAMA STATE	W, 48-35
at Southern	L, 56-67
at Prairie View A&M	L, 44-72
at Texas Southern	L, 58-62

2009-10 (Tonya Edwards) 8-20 Overall, 8-10 SWAC

at UAB	L, 62-76
at Arkansas	L, 78-87
at Lamar	L, 62-94
at Southern Miss	L, 53-69
at Florida State	L, 50-78
LAMAR	L, 61-77
at UTEP	L, 43-78
at New Mexico State	L, 76-54
at Mississippi State	L, 67-108
at Texas Southern	L, 57-70
at Prairie View A&M	L, 47-76
GRAMBLING STATE	W, 65-60 (OT)

at MVSU	W, 52-51
at UAPB	L, 58-78
ALABAMA STATE	W, 68-54
ALABAMA A&M	W, 59-45
JACKSON STATE	W, 60-41
at Southern	L, 43-70
at Jackson State	L, 45-49
at Grambling State	L, 74-82
MVSU	L, 56-66
UAPB	W, 84-67
at Alabama State	L, 53-63
at Alabama A&M	L, 70-78
SOUTHERN	L, 74-61
TEXAS SOUTHERN	W, 74-69
PRAIRIE VIEW A&M	W, 72-66
vs. Alabama A&M	L, 63-66



2010-11 (Tonya Edwards) 13-15 Overall, 12-6 SWAC

at Michigan	L, 43-88
at Marquette	L, 54-93
at UTEP	L, 72-85
at New Mexico State	L, 61-67
vs Louisiana-Monroe	L, 55-63
NORTHWESTERN STATE	W, 66-64
at Miami	L, 32-94
at Virginia Tech	L, 44-87
vs Delaware	L, 36-76
PRAIRIE VIEW A&M	L, 44-49
TEXAS SOUTHERN	W, 66-58
at Jackson State	L, 60-69
at Grambling State	W, 71-64
MISSISSIPPI VALLEY	L, 53-63
ARKANSAS-PINE BLUFF	W, 77-67
at Alabama A&M	W, 61-43
at Alabama State	W, 75-69

WOMEN'S BASKETBALL

YEAR-BY-YEAR SCHEDULES



CAROLINSIA
CRUMBLY

SOUTHERN	L, 46-52
JACKSON STATE	W, 66-54
GRAMBLING STATE	W, 64-57
at Mississippi Valley	L, 74-75
at Arkansas-Pine Bluff	W, 70-68
ALABAMA A&M	W, 64-63
ALABAMA STATE	W, 72-67
at Southern	W, 54-52 (OT)
at Prairie View A&M	L, 53-55
at Texas Southern	W, 65-56
vs Grambling State	L, 63-72

2011-12 (Tonya Edwards) 14-20 Overall, 9-9 SWAC

at Southern Methodist	L, 54-76
at Mississippi State	L, 48-66
at Texas	L, 42-74
at Rice	L, 57-74
at Oklahoma State	L, 36-69
vs Harvard	L, 55-78
at Minnesota	L, 46-75
at SE Louisiana	W, 62-54
vs Northwestern State	W, 70-60
at Hawai'i	L, 63-66
vs North Carolina State	L, 70-85
vs Florida Gulf Coast	L, 38-85
at Texas Southern	W, 51-48
at Prairie View	W, 59-54
JACKSON STATE	W, 53-51
GRAMBLING STATE	L, 44-55
at Miss. Valley State	L, 58-66
at Arkansas-Pine Bluff	W, 65-51
ALABAMA STATE	W, 56-49
ALABAMA A&M	W, 49-45
at Southern	L, 62-67
at Jackson State	L, 55-76

at Grambling State	L, 58-66
MISS. VALLEY STATE	W, 65-61
ARKANSAS-PINE BLUFF	W, 80-63
at Alabama State	L, 57-62
at Alabama A&M	L, 50-61
SOUTHERN	L, 32-35
TEXAS SOUTHERN	W, 52-31
PRAIRIE VIEW	L, 54-58
vs Arkansas-Pine Bluff	W, 69-46
vs Southern	W, 54-44
vs Grambling State	W, 67-41
vs Prairie View	L, 50-63

2012-13 (Tonya Edwards) 2-26 Overall, 2-16 SWAC

at Southern Methodist	L, 46-76
at Northwestern State	L, 50-55
CENTRAL ARKANSAS	L, 39-47
at Tennessee	L, 37-90
at Tennessee Tech	L, 57-74
at Miami	L, 53-68
at Georgia Tech	L, 49-76
SE LOUISIANA	L, 54-59
at Kentucky	L, 23-90
PRAIRIE VIEW	L, 52-64
TEXAS SOUTHERN	L, 45-61
at Jackson State	L, 56-59
at Grambling State	W, 71-58
MISSISSIPPI VALLEY	L, 61-65
ARKANSAS-PINE BLUFF	L, 41-50
at Alabama A&M	L, 44-64
at Alabama State	L, 46-54
SOUTHERN	L, 53-64
JACKSON STATE	L, 34-40
GRAMBLING STATE	L, 46-57
at Mississippi Valley	L, 57-65
at Arkansas-Pine Bluff	L, 47-50
ALABAMA A&M	L, 44-55
ALABAMA STATE	L, 53-60
at Southern	W, 65-54
at Prairie View	L, 59-61
at Texas Southern	L, 43-70
vs Arkansas-Pine Bluff	L, 46-50

2013-14 (Tonya Edwards) 8-22 Overall, 7-11 SWAC

at Central Arkansas	L, 39-71
OMAHA	W, 50-45
at Univ of Colorado	L, 33-83
at Illinois University	L, 28-112
at James Madison	L, 42-87
TENNESSEE TECH	L, 38-66
vs East Carolina	L, 42-85

at Louisiana-Monroe	L, 54-92
at Louisiana-Lafayette	L, 50-63
at Penn State	L, 62-85
at Michigan	L, 31-76
at Texas Southern	L, 44-69
at Prairie View A&M	L, 68-71
JACKSON STATE	L, 52-64
GRAMBLING STATE	L, 72-77
MISSISSIPPI VALLEY	L, 55-70
at Arkansas-Pine Bluff	W, 64-58 (OT)
ALABAMA STATE	W, 52-49
ALABAMA A&M	W, 63-60
at Southern	W, 58-52
at Jackson State	L, 52-64
at Grambling State	W, 78-77
at Mississippi Valley	L, 56-59
ARKANSAS-PINE BLUFF	W, 57-48
at Alabama State	L, 59-68
at Alabama A&M	L, 49-70
SOUTHERN	L, 62-67 (OT)
TEXAS SOUTHERN	L, 64-67
PRAIRIE VIEW A&M	W, 55-48
vs Alabama A&M	L, 62-64

2014-15 (Tonya Edwards) 10-18 Overall, 9-9 SWAC

at Nebraska-Omaha	L, 39-59
at Nebraska	L, 49-83
at University Al-Bham	L, 43-57
at Rice University	L, 33-61
CENTRAL ARKANSAS	L, 36-62
LOUISIANA-MONROE	W, 62-53
at Michigan State	L, 41-77
LOUISIANA-LAFAYETTE	L, 57-64 (OT)
at UTEP	L, 53-63
TEXAS SOUTHERN	L, 66-75
PRAIRIE VIEW A&M	W, 68-46
at Jackson State	W, 76-69
at Grambling State	L, 57-64
MISSISSIPPI VALLEY	W, 52-47
ARKANSAS-PINE BLUFF	W, 45-39
at Alabama State	L, 45-54
at Alabama A&M	W, 58-55
SOUTHERN	L, 51-59
JACKSON STATE	L, 41-65
GRAMBLING STATE	L, 57-82
at Mississippi Valley	W, 50-40
at Arkansas-Pine Bluff	L, 49-51
ALABAMA STATE	W, 77-72 (OT)
ALABAMA A&M	W, 73-49
at Southern	L, 55-76
at Texas Southern	L, 55-73
at Prairie View A&M	W, 63-48

WOMEN'S BASKETBALL

YEAR-BY-YEAR SCHEDULES

vs Prairie View A&M L, 59-66

2015-16 (Courtney G. Pruitt)

11-19 Overall, 8-10 SWAC

DELTA STATE	W, 66-57
at East Carolina	L, 58-87
at Central Arkansas	L, 35-58
at Jacksonville State	L, 65-67
at Alabama	L, 50-97
at Arkansas State	L, 50-82
at Northwestern	L, 47-91
at Mount Mercy	W, 60-56
at Iowa State	L, 41-91
at LA-Lafayette	L, 61-73
at Prairie View A&M	L, 54-58
at Texas Southern	L, 39-68
JACKSON STATE	L, 66-73
GRAMBLING STATE	L, 76-85
at Mississippi Valley	W, 81-66
at Arkansas-Pine Bluff	L, 69-71
ALABAMA A&M	W, 68-52
ALABAMA STATE	L, 51-52
at Southern	L, 57-66
at Jackson State	L, 65-79
at Grambling State	W, 70-66
MISSISSIPPI VALLEY	W, 75-39
ARKANSAS-PINE BLUFF	W, 81-53
at Alabama A&M	W, 81-64
at Alabama State	L, 51-64
SOUTHERN	W, 85-74
PRAIRIE VIEW A&M	W, 70-65
TEXAS SOUTHERN	L, 41-53
vs Mississippi Valley	W, 62-43
vs Southern	L, 57-61



COURTNEY G.
PRUITT

2016-17 (Courtney G. Pruitt)

9-21 Overall, 9-9 SWAC

at Grand Canyon	L, 44-77
at Arizona	L, 59-74
CENTRAL ARKANSAS	L, 57-71
at Southern Miss	L, 56-99
vs Southeast Missouri	L, 50-68
at Central Arkansas	L, 45-59
at Alabama	L, 43-93
JACKSONVILLE STATE	L, 66-70
at Texas Tech	L, 37-90
at TCU	L, 39-95
at Houston	L, 70-85
TEXAS SOUTHERN	L, 53-57
PRAIRIE VIEW A&M	W, 62-55
at Grambling State	L, 63-86
at Jackson State	W, 70-53
MISSISSIPPI VALLEY	W, 69-49
ARKANSAS-PINE BLUFF	W, 70-48
at Alabama State	L, 54-72
at Alabama A&M	W, 73-57
SOUTHERN	W, 69-63
JACKSON STATE	W, 74-51
GRAMBLING STATE	L, 63-67
at Mississippi Valley	W, 68-60
at Arkansas-Pine Bluff	L, 56-61
ALABAMA STATE	L, 56-62
ALABAMA A&M	W, 71-42
at Southern	L, 33-45
at Texas Southern	L, 45-64
at Prairie View A&M	L, 60-69
at Southern%	L, 67-73

2017-18 (Courtney G. Pruitt)

9-21 Overall, 8-10 SWAC

at Southeastern La.	W, 84-77 (OT)
LEMOYNE-OWEN	W, 81-54
BLUE MOUNTAIN	W, 76-35
at Central Arkansas	L, 52-75
at Southern Miss	L, 67-72
vs Stephen F. Austin	L, 79-83 (OT)
TOUGALOO	W, 76-64
vs Oral Roberts	L, 52-76
at Wichita State	L, 46-87
at UL-Lafayette	L, 47-67
at Louisiana Tech	L, 50-87
at Prairie View A&M	W, 73-72
at Texas Southern	L, 57-91
JACKSON STATE	L, 51-74
GRAMBLING STATE	L, 68-75
at Mississippi Valley	W, 76-70
at Arkansas-Pine Bluff	W, 80-77
ALABAMA A&M	W, 57-52



ALEXUS
FREEMAN

ALABAMA STATE	W, 73-41
at Southern	L, 56-64
at Jackson State	L, 69-94
at Grambling State	L, 51-68
MISSISSIPPI VALLEY	L, 61-62
ARKANSAS-PINE BLUFF	W, 76-58
at Alabama A&M	L, 63-74
at Alabama State	W, 65-57
SOUTHERN	L, 55-75
PRAIRIE VIEW A&M	L, 76-96
TEXAS SOUTHERN	W, 54-52
at Grambling State%	L, 71-80

%SWAC Championships at Southern
%SWAC Championships at GSU

2018-19 (Courtney G. Pruitt)

4-26 Overall, 3-15 SWAC

Lane College	L, 70-58
at UTEP	L, 77-51
Southeastern Louisiana	L, 77-59
at Northwestern State	L, 78-65
Central Arkansas	L, 57-46
at UAB	L, 80-53
Fisk University	W, 67-64
at Southern Miss	L, 66-47
Rust College	L, 78-59
at FIU	L, 70-45
vs. New Mexico State	L, 82-64
at TCU	L, 88-31
Texas Southern*	W, 53-52
Prairie View A&M*	L, 82-61
at Jackson State*	L, 88-66
at Grambling State*	L, 61-56
MVSU*	W, 73-63
Arkansas-Pine Bluff*	L, 59-57

WOMEN'S BASKETBALL

YEAR-BY-YEAR SCHEDULES

at Alabama State*	L, 76-63
at Alabama A&M*	L, 87-69
Southern*	L, 75-54
Jackson State*	L, 82-61
Grambling State*	L, 79-63
at MVSU*	W, 81-80 (OT)
at Arkansas-Pine Bluff*	L, 66-57
Alabama State*	L, 70-58
Alabama A&M*	L, 51-50
at Southern*	L, 51-39
at Texas Southern*	L, 66-51
at Prairie View A&M*	L, 90-61

2019-20 (Courtney G. Pruitt)


13-18 Overall, 9-9 SWAC

at Memphis	L, 57-51
at Stephen F. Austin	L, 67-62
at North Texas	L, 67-31
at UTEP	L, 92-47
Louisiana College	W, 86-50
at Tennessee State	W, 62-57
Tougaloo	W, 85-61
vs. Ole Miss	L, 73-55
vs. Clemson	L, 77-46
Florida A&M	W, 58-42
UAB	L, 86-65
at Texas State	L, 67-59
at Prairie View A&M	W, 68-63
at Texas Southern	L, 105-70
Jackson State	L, 83-67
Grambling State	W, 80-54
at MVSU	W, 81-67
at Arkansas-Pine Bluff	W, 77-75
Alabama A&M	L, 74-67
Alabama State	W, 73-63
at Southern	L, 74-57
at Jackson State	L, 76-66
at Grambling State	L, 70-59
MVSU	W, 63-60
Arkansas-Pine Bluff	W, 57-54
at Alabama A&M	L, 64-50
at Alabama State	L, 95-70
Southern	W, 58-53
Prairie View A&M	W, 77-39
Texas Southern	L, 81-67
at No. 4 Alabama A&M	L, 74-54


100-POINT SCORING GAMES

The Lady Braves are a perfect 20-0 when they score at least 100 points in a game.

1978-79	Miss. Industrial	W, 101-71
1978-79	Miss. Industrial	W, 101-60
1978-79	Millsaps	W, 120-46
1978-79	William Carey	W, 108-80
1978-79	Rust College	W, 103-60
1979-80	Alabama State	W, 101-68
1982-83	Prairie View A&M	W, 109-39
1983-84	Prairie View A&M	W, 104-30
1984-85	Northwestern St.	W, 101-99
1986-87	Southern	W, 104-88
1990-91	Texas Southern	W, 117-72
1990-91	Prairie View A&M	W, 112-60
1990-91	Alabama State	W, 100-79
1990-91	Texas College	W, 113-54
1990-91	Texas College	W, 110-61
1992-93	Texas College	W, 104-64
1993-94	Prairie View A&M	W, 100-51
1996-97	Texas Southern	W, 104-36
1996-97	Texas Southern	W, 100-46
2004-05	Arkansas Baptist	W, 104-30



SHIRLEY WALKER



LONNIE WALKER

Lonnie Walker was the head coach of the women's basketball program prior to 1978.



LACURIA PILLARS

WOMEN'S BASKETBALL

ALL-TIME SERIES HISTORY

Alabama.....	1-6	Iowa State.....	0-1	Prairie View A&M.....	58-26
Alabama A&M.....	28-19	Jackson State.....	43-53	Rice.....	2-5
Alabama State.....	60-30	Jacksonville State.....	2-2	Rust College.....	4-1
Alaska-Anchorage.....	1-0	James Madison.....	0-1	Samford.....	1-1
Alliant International.....	0-1	Kansas.....	0-1	San Diego.....	0-1
Appalachian State.....	0-1	Kansas State.....	0-2	San Diego State.....	1-0
Arizona.....	0-1	Kennesaw State.....	0-1	Savannah State.....	1-0
Arkansas Baptist.....	2-0	Kent State.....	0-2	SMU.....	1-4
Arkansas-Pine Bluff.....	38-14	Kentucky.....	0-1	South Alabama.....	4-6
Arkansas.....	0-3	Lamar.....	6-8	South Carolina.....	0-1
Arkansas State.....	1-6	Lane.....	0-1	South Carolina State.....	1-0
Army.....	1-0	LeMoyn-Owen.....	1-0	Southeastern Louisiana.....	3-3
Auburn.....	0-1	Lipscomb.....	1-0	Southeast Missouri State.....	1-3
Baylor.....	0-2	Little Rock.....	1-1	Southern.....	49-32
Belhaven.....	2-1	Louisiana College.....	1-0	Southern-New Orleans.....	2-0
Belmont.....	0-1	Louisiana-Lafayette.....	0-4	Southern Miss.....	3-7
Birmingham-Southern.....	0-1	Louisiana-Monroe.....	3-9	Stephen F. Austin.....	1-11
Blue Mountain.....	3-0	Louisiana Tech.....	0-7	Stetson.....	1-0
Brown.....	1-1	Louisville.....	1-0	Talladega.....	2-0
BYU.....	0-1	LSU.....	0-7	TCU.....	2-2
Campbell.....	1-0	Marquette.....	0-1	Tennessee.....	0-1
Centenary (La.).....	2-1	McNeese State.....	0-2	Tennessee State.....	4-0
Central Arkansas.....	0-8	Memphis.....	1-6	Tennessee Tech.....	0-3
Charleston Southern.....	1-0	Mercer.....	0-1	Texas.....	0-1
Chattanooga.....	1-0	Miami (Fla.).....	0-2	Texas A&M.....	0-1
Clemson.....	0-2	Michigan.....	0-2	Texas A&M-Corpus Christi.....	0-1
Colorado.....	0-2	Michigan State.....	0-2	Texas-Arlington.....	0-1
Dartmouth.....	1-0	Millsaps.....	2-0	Texas College.....	4-0
Delaware.....	0-1	Minnesota.....	0-2	Texas-Rio Grande Valley.....	1-0
Delta State.....	5-6	Mississippi College.....	6-2	Texas Southern.....	55-25
DePaul.....	0-2	Mississippi Industrial.....	5-0	Texas State.....	2-2
East Carolina (ECU).....	0-2	Mississippi State.....	3-7	Texas Tech.....	0-3
Fisk.....	1-0	Mississippi University for Women.....	2-1	Tougaloo.....	7-4
Florida A&M.....	6-1	Mississippi Valley State.....	55-31	Troy.....	0-1
Florida Gulf Coast.....	0-1	Missouri.....	0-1	Tulane.....	0-2
Florida International (FIU).....	0-1	Morehead State.....	0-1	Tuskegee.....	1-1
Florida State.....	0-1	Mount Mercy.....	1-0	UAB.....	0-5
Gardner-Webb.....	1-0	Murray State.....	2-1	UMKC.....	1-0
Georgia.....	0-2	NC State.....	0-1	UTEP.....	1-5
Georgia State.....	1-0	Nebraska.....	0-1	UTSA.....	0-1
Georgia Tech.....	0-4	New Mexico.....	0-1	Villanova.....	0-1
Grambling State.....	50-51	New Mexico State.....	1-4	Virginia Tech.....	0-1
Grand Canyon.....	0-1	New Orleans.....	3-2	Western Carolina.....	1-0
Green Bay.....	0-2	Nicholls.....	7-0	Wichita State.....	1-1
Harvard.....	0-1	North Texas.....	2-5	William Carey.....	1-0
Hawaii.....	0-1	Northwestern.....	0-1	Xavier (La.).....	2-2
Houston.....	0-5	Northwestern State.....	4-9		
Houston Baptist.....	1-1	Notre Dame.....	0-1		
Howard.....	1-0	Oklahoma State.....	0-2		
Idaho.....	1-0	Ole Miss.....	1-15		
Idaho State.....	0-2	Omaha.....	1-1		
Illinois.....	0-2	Oral Roberts.....	0-2		
Illinois-Chicago (UIC).....	0-1	Penn State.....	0-1		
Indiana.....	0-1	Philander Smith.....	4-0		

WOMEN'S BASKETBALL

ALL-CONFERENCE SELECTIONS SINCE 1990-91

1990-91

First-Team

Sherlanda Lewis, F
Lisa Powell, F

Second-Team

Tammi Barksdale, C

1991-92

First-Team

Sherlanda Lewis, F
Tami Varnado, G

Second-Team

Tammi Barksdale, C

1992-93

Second-Team

Tammi Barksdale, C
Ira Fuquay, G

1993-94

First-Team

Nickie Tatum, F

Second-Team

Ira Fuquay, G

1994-95

First-Team

Nickie Tatum, F
Ira Fuquay, G

Second-Team

Arlene Locklin, G

1995-96

First-Team

LaCuria Pillars, C

Second-Team

Melissa Mosby, F

1996-97

First-Team

Alesha Cousey, F

Second-Team

Tracey Glover, C

1997-98

First-Team

Alesha Cousey, F
Tracey Glover, C

1998-99

Second-Team

Tukeya Mackey, F

1999-00

First-Team

Cherea Wood, F

2000-01

First-Team

Cherea Wood, F

2002-03

First-Team

Kierra Levy, G

2003-04

Second-Team

Latoya Johnson, G

2004-05

First-Team

Latoya Johnson, G

2005-06

First-Team

Rasaan Powell, F

2006-07

First-Team

Rasaan Powell, F

2007-08

First-Team

Shawntawnee Collins, F

2008-09

Second-Team

Cornesha Hollis, F

2010-11

First-Team

Kiara Ruffin, G

Third-Team

Sharnika Breedlove, C

2011-12

First-Team

Kiara Ruffin, G



2013-14

Second-Team

Tierro Frost, G

2014-15

Second-Team

Norianna Haynes, F

2015-16

First-Team

Norianna Haynes, F

2016-17

Second-Team

Henrietta Wells, F

2017-18

Second-Team

Alexus Freeman, G
Miracle Rushing, F

Player of the Years

Ella Williams (1983-84)
Lois Watkins (1984-85)
Teresa Hooker (1985-86)
Tami Varnado (1991-92)
Cherea Wood (2000-01)
Kiara Ruffin (2010-11)
Norianna Haynes (2015-16)

Defensive

Player of the Years

Tammi Barksdale (1991-92)
Tammi Barksdale (1992-93)
Trancye Pegues (1996-97)
Carolinsia Crumbly (2012-13)
Henrietta Wells (2016-17)

Newcomer of the Years

Tracey Glover (1996-97)
Latoya Johnson (2003-04)
Norianna Haynes (2014-15)
Alexus Freeman (2016-17)

Freshman of the Years

Trancye Peques (1993-94)
Daisha Reed (1997-98)
Carolinsia Crumbly (2009-10)

SWAC Tournament MVPs

Lois Watkins (1985-86)
Lisa Powell (1990-91)
Sherlanda Lewis (1991-92)
Alesha Cousey (1995-96)
Cherea Wood (1999-00)
Cherea Wood (2000-01)

Coach of the Years

Shirley Walker (1983-84)
Shirley Walker (1984-85)
Shirley Walker (1985-86)
Shirley Walker (1990-91)
Shirley Walker (1991-92)
Shirley Walker (1992-93)
Shirley Walker (1993-94)
Shirley Walker (1994-95)
Shirley Walker (2000-01)
Shirley Walker (2004-05)
Tonya Edwards (2010-11)

WOMEN'S BASKETBALL

ALL-TIME ROSTER SINCE 1981-82

A

Adams, Brittany (2013-15)
Alexander, Kia (2003-05)
Ali, Khadijah (1997-99)
Ambroise, Rosemarie (2009-13)
Anderson, Cassandra (1989-93)
Anderson, Monica (2001-03)
Andrews, Au-Juvan (2009-13)
Anthony, Rejohnna (1999-01)

B

Baker, Rilander (1989-91)
Baker, Rushetta (2001-03)
Barksdale, Tammi (1989-93)
Barton, Josette (1995-99)
Bender, Kotreece (2005-06)
Bernard, Jamaysha (2017-20)
Bowie, Venita (1981-83)
Brady, Bonita (1981-82)
Breedlove, Shamika (2009-12)
Britt, Bobbi (2013-15)
Brown, De'Asia (2017-19)
Brown, Doris (2002-03)
Brown, Iyvanna (2007-10)
Brown, Olivia (2014-15)
Broughton, Bria (2018-20)
Buckley, Sonia (1993-94)

C

Cameron, Renee (1983-86)
Carson, Laura (1982-86)
Carter, Minnie (1985-86)
Causey, Alesha (1994-98)
Cep, Ather (2012-15)
Chatman, Sarah (1986-88)
Clark, Kirdis (2018-20)
Coleman, Taresha (1998-02)
Collins, Shawntawnee (2005-08)
Cooper, Cortni (2012-15)
Cooper, Darline (1991-92)
Cotham, Dominica (2008-09)
Cousins, Annie (1983-84)
Crooks, Valerie (1996-98)
Crouch, Shirley (2002-03)
Crumbly, Carolinsia (2009-13)
Cunningham, Jasmine (2013-15)
Cuttie, Agelina (2010-12)

D

Daniels, Kenisha (2004-08)
Daniels, Linda (1981-82)
Daniels, Tanzee (1996-97)
Davidson, Amanda (2008-10)

Day, Belinda (1981-83)
Denman, Yolanda (1983-84)
Dennis, Angel (2006-07)
Dennis, Natasha (2002-06)
Dewitt, Kristian (2017-18)
Dubose, Shaqueria (2014-15)
Dubose, Tanya (1992-93)

E

Echols, Carla (1993-95)
Ervin, Stephanie (1995-96)

F

Fadeyi, Tosin (1999-02)
Farve, Jonique (1986-87, 88-90)
Feggins, Aquasena (1996-97)
Fennie, Danasia (2017-18)
Fleming, Sarah (1993-96)
Floyd, Iris (1982-86)
Franklin, Ebony (2003-07)
Freeman, Alexis (2016-18)
Frisby, Nedra (1991-92)
Frost, Jocelyn (1996-98)
Frost, Kierro (2011-12, 13-14)
Frost, Tierro (2011-14)
Fuller, Diane (1982-86)
Fuquay, Ira (1991-95)


G

Gardner, Alicia (2003-04)
Glover, Tracie (1996-98)
Gooch, Sheryl (2002-03)
Gooch, Shirley (2002-04)
Gray, Whitney (2008-09)
Grimes, India (2006-08)
Grove, Angela (1985-86)

H

Hall, Caprice (1987-88)
Hall, Diamond (2018-20)
Hall, Zandra (2001-03)
Hampton, Ann (1993-95)
Hargrove, Jada (2016-20)
Hart, Charmaine (2002-03)
Hawkins, Ashley (2007-09)
Haynes, Norianna (2014-16)
Haynes, Queriston (1997-01)
Hill, Erin (2006-07)
Hill, Seantel (1986-88)
Hinton, Felicia (1981-82)
Hollis, Corneshia (2007-09)
Holloway, Alexis (2016-17)
Honeysucker, Uri (2000-01)

Hood, Alexia (2018-20)
Hooker, Teresa (1984-87)



Howard, TaShanda (1998-99)
Huff, Tina (2003-04, 05-08)
Hurrion, Tina (1995-96)

I

Ingram, Anisha (2007-08)
Isler, Toddriana (2018-20)

J

Jackson, Matoschia (1992-95)
Jenkins, Peggy (1984-87)
Johnson, Cheetara (2008-10)
Johnson, Kimberly (1988-91)
Johnson, Latoya (2001-05)
Johnson, Vanessa (1986-87)
Johnson, Vermelle (1986-87)
Jones, Jalisa (2008-09)
Jones, LaTriska (2002-03)
Jones, Misha (2013-15)
Jones, Roberta (1989-90)
Joseph, Kimberly (1986-87)
Jubenville, Gabrielle (2016-17)

K

Key, Audie (1995-96)
Kimbrew, Kendra (2008-09)
King, Norisha (1996-97)
Kirkland, Aysha (2016-17, 18-20)

L

Lafayette, Johanna (2017-18)
Lane, Cloe (2017-18)
Lee, LeTessia (2006-07)
Levy, Angie (1981-82)

WOMEN'S BASKETBALL

ALL-TIME ROSTER SINCE 1981-82

Levy, Keaira (2000-03)
Lewis, Sherlanda (1989-92)
Littlejohn, Lindsay (2013-16)
Locklin, Arlene (1993-95)
Luton, Brianna (2015-17)

M

Mackey, Tukeya (1997-99)
Malwal, Nyenkeer (2019-20)
Marshall, Lillian (2007-08)
Marshall, Maria (2007-09)
Martin, Alexis (2012-13)
McCalphia, Nia (2019-20)
McGee, Monissa (1999-01)
McGraw, Natalie (2001-03)
McNichols, Ashtin (2013-16)
Miller, Vernita (1983-86)
Mitchell, Kimberly (1998-00)
Minor, Fay (1981-83)
Moody, Brenda (1984-88)
Moore, Latina (1992-93)
Morris, Callie (1981-82)
Mosby, Melissa (1994-98)
Mullins, Bobbie (2000-01)
Myatt, Britany (2005-09)

N

Nunez, Tanika (2004-08)
Nwarie, Ugochinyere (2017-18)

O

Obillo, Cayla (2019-20)

P

Packnett, Alicia (1998-01)
Palmer, Etonne (1993-94)
Patin, Rayven (2018-19)
Pegues, Trancye (1993-97)
Perkins, Lorina (1987-88)
Peters, Tanya (1987-88, 89-92)
Pillars, LaCuria (1992-96)
Powell, Lisa (1987-91)
Powell, Rasaan (2003-07)
Powell, Robbie (1987-89)
Powers, Trionealyer (2001-05)
Price, Kimberly (1988-90, 92-93)

R

Rascoe, LaRae (2019-20)
Reed, Daisha (1997-01)
Reeves, Adrian (1991-92)
Reid, Asia (2011-12)
Rice, Kaysea (1998-99)

Richmond, Renelle (2009-13)
Roberts, Candace (2001-05)
Robinson, Tyiesha (2000-02)
Rockingham, Valerie (1981-83)
Rodgers, Emma (1991-92)
Roland, Keisha (2005-06)
Rozier, Rekelia (1991-93)
Ruffin, Kiara (2008-12)
Rushing, Miracle (2016-18)
Russell, Dayshanay (2014-16)

S

Sanders, Tia (2016-18)
Scott, Inola (1982-83)
Seldon, Kiara (2006-08)
Sheats, Precious (2004-06)
Shekinah, Smith (2014-15)
Sherman, Talisa (2015-17)
Simien, Shawna (2007-08)
Simpson, JoAnn (1992-96)
Sims, Skikhia (2003-05)
Singleton, Irene (1988-89)
Skeete, Vernetta (2003-05)
Smith, Isis (2009-13)
Smith, Shekinah (2012-14)
Smith, Tiffaney (2003-06)
Spann, Tori (2015-17)
Spencer, Sheryl (1984-85)
Spivey, Gertrude (1992-93)
Steele, Tonya (1986-90)
Stewart, Tiffany (2009-12)
Stigler, Zhane (2014-15)
Strane, Jazmin (2015-16)
Stringer, Jaelyn (2005-06)
Sutton, Amy (1998-99)

T


Tarrant, Teoina (2011-12)
Taylor, Catrina (1997-98)
Tatum, Nicki (1992-95)
Terry, LaTaunia (1997-98)
Thomas, Domonique (2006-08)
Thomas, Karmeshia (2011-13)
Thomas, Ursula (1995-97)
Thornton, Catronda (2002-04)
Tipton, Danielle (2001-03)
Tolliver, Brianna (2015-18)
Triplett, Glenda (1981-82)
Turk, Kamrica (1998-02)
Turner, Lauren (2014-16)
Tuset, Anastasia (2010-14)
Tyler, Eunice (1986-88)

V

Varnado, Tami (1988-92)

W

Walker, Ariel (2013-14)
Walker, Charisma (2018-20)
Ward, Mia (1990-91)
Wareen, Stacey (1988-89)
Watkins, Lois (1982-86)
Wellington, Aja (1999-01)
Wells, Barbara (2017-18)
Wells, Henrietta (2013-17)
Wells, Regina (1982-86)



Wheeler, Aja (2019-20)
Whitfield, Breanna (2011-13)
Whiting, Tawny (2003-04)
Williams, Elisha (1988-89)
Williams, Ella Pearl (1980-84)
Williams, Lynn (1987-88)
Williams, Shernita (1999-01, 02-03)
Wilson-Reid, Angelica (2013-15)
Winslow, Alice (1988-90)
Wily, Latoya (2004-06)
Wood, Cherea (1997-01)
Wright, Tyginae (2019-20)

Y

Youngthunder, Jasmine (2018-19)



BASEBALL



BASEBALL

YEAR-BY-YEAR RECORDS

Year	Coach	Record
1959	Louis Crews.....	7-7
1960	William H. Foster.....	9-12
1961	William H. Foster.....	11-6
1962	[NO TEAM].....	N/A
1963	William H. Foster.....	8-16
1964	[NO TEAM].....	N/A
1965	William H. Foster.....	8-10
1966	William H. Foster.....	12-12
1967	William H. Foster.....	16-8-1
1968	William H. Foster.....	12-9
1969	William H. Foster.....	6-11
1970	[NO TEAM].....	N/A
1971	Davey L. Whitney.....	14-8-1
1972	Willie E. "Rat" McGowan.....	20-9
1973	Willie E. "Rat" McGowan.....	19-12
1974	Willie E. "Rat" McGowan.....	19-11
1975	Willie E. "Rat" McGowan.....	9-11
1976	Willie E. "Rat" McGowan.....	19-8
1977	Willie E. "Rat" McGowan.....	15-17
1978#	Willie E. "Rat" McGowan.....	24-10
1979#	Willie E. "Rat" McGowan.....	16-11-1
1980	Willie E. "Rat" McGowan.....	14-14
1981#	Willie E. "Rat" McGowan.....	21-6
1982	Willie E. "Rat" McGowan.....	4-19
1983	Willie E. "Rat" McGowan.....	18-15
1984	Willie E. "Rat" McGowan.....	14-18
1985	Willie E. "Rat" McGowan.....	23-14-1
1986	Willie E. "Rat" McGowan.....	14-12
1987	Willie E. "Rat" McGowan.....	19-17
1988#	Willie E. "Rat" McGowan.....	20-21
1989	Willie E. "Rat" McGowan.....	17-21

Year	Coach	Record
1990	Willie E. "Rat" McGowan.....	13-25-1
1991	Willie E. "Rat" McGowan.....	16-21-1
1992	Willie E. "Rat" McGowan.....	20-24
1993	Willie E. "Rat" McGowan.....	10-22
1994	Willie E. "Rat" McGowan.....	14-23-1
1995	Willie E. "Rat" McGowan.....	19-18
1996	Willie E. "Rat" McGowan.....	17-23
1997	Willie E. "Rat" McGowan.....	28-17
1998	Willie E. "Rat" McGowan.....	17-26-1
1999	Willie E. "Rat" McGowan.....	22-22
2000	Willie E. "Rat" McGowan.....	18-11
2001	Willie E. "Rat" McGowan.....	26-19
2002#	Willie E. "Rat" McGowan.....	24-22
2003	Willie E. "Rat" McGowan.....	20-28
2004	Willie E. "Rat" McGowan.....	20-22
2005	Willie E. "Rat" McGowan.....	22-18-1
2006	Willie E. "Rat" McGowan.....	26-21
2007	Willie E. "Rat" McGowan.....	25-20
2008	Willie E. "Rat" McGowan.....	29-16
2009	Willie E. "Rat" McGowan.....	29-19
2010	Barret Rey.....	27-28
2011#%	Barret Rey.....	27-30
2012	Barret Rey.....	18-37
2013	Barret Rey.....	16-41
2014	Barret Rey.....	11-42
2015	Barret Rey.....	16-40
2016	Bretton Richardson.....	16-36
2017	Bretton Richardson.....	12-33
2018	Bretton Richardson.....	13-39
2019	Bretton Richardson.....	14-31
2020	Bretton Richardson.....	5-7

COACHES BY WINS

Rank	Coach	Record
1.	Willie E. "Rat" McGowan.....	720-663-7
2.	Barret Rey.....	115-218
3.	William H. Foster.....	82-84-1
4.	Bretton Richardson.....	60-146
5.	Davey L. Whitney.....	14-8-1
6.	Louis Crews.....	7-7



Alcorn's All-Time Record 998-1126-9 (59 Seasons)

denotes SWAC East Division champions

% denotes SWAC Tournament champions

COACHES BY SEASONS

Rank	Coach	Seasons
1.	Willie E. "Rat" McGowan.....	38
2.	William H. Foster.....	8
3.	Barret Rey.....	6
4.	Bretton Richardson.....	5
t5.	Louis Crews.....	1
t5.	Davey L. Whitney.....	1







BASEBALL

WILLIAM "BILL" FOSTER BASEBALL FIELD AT WILLIE E. "RAT" MCGOWAN STADIUM



The Alcorn State University baseball program plays its home games at William "Bill" Foster Baseball Field at Willie E. "Rat" McGowan Stadium. The field is named for Bill Foster, former Negro League baseball player, member of the National Baseball Hall of Fame, and Alcorn head baseball coach from 1960 to 1971. The stadium is named for Willie McGowan, head baseball coach from 1972 to 2009 who won 720 games. The field and stadium were officially dedicated on September 4, 2010. Plaques commemorating the dedications were added on May 6, 2011.



BASEBALL

CAREER RECORDS

BATTING AVERAGE (min. 150 AB) (.350+ Club)

1. Greg Daniels (1983-84)(93-184)505
2. Corey Wimberly (2004-05) (124-282)...440*
3. Dale Hughes (1982-83)(74-175)423
4. Paul Miller (1972-74)(83-200)415
5. Marcus Davis (2006-07)..... (129-315).....410
6. Jabari Graham (2008-09)..... (120-297).....404
7. Stanley Barker (1979-81)(88-219)402
8. Tim Stephney (1994-97) (169-428)395
9. Steve Brown (1985-87)..... (126-321)393
10. Dario Rosa (1997-00) (207-547).....378
11. Jesse Jackson (1985-87) (125-332)377
12. Nathan Kennedy (1999-00).....(77-206).....374
13. Leslie Frazier (1979-80).....(63-170).....371
14. Brandon Pearce (2007-08)..... (104-284).....366
15. Joel Del Grande (2008-09)..... (100-275).....364
16. Adrian Bowens (2008-09) (119-331).....360
17. Rodney Burnette (1991-94) (184-513).....359
18. Eduardo Gonzalez (2009-12).. (294-826).....356
19. Devontay Carter (1999-00)(88-249).....353
20. Ike Williams (1983-84).....(73-207).....353
21. Shawn Taylor (2006-07) (119-340).....350

**The .440 average ranks top-10 all-time in NCAA history for highest batting average over two seasons with at least 225 at-bats*



HITS (100+ Club)

1. Eduardo Gonzalez (2009-12) 294
2. Dario Rosa (1997-00) 207
3. Rodney Warren (2008-12) 200
4. Rodney Burnette (1991-94)..... 184
- t5. Caleb Betschart (2004-07)..... 181
- t5. Joshua Powell (2011-14) 181
- t7. David Reed (2007-10) 178
- t7. Wallace Rios Jimenez (2015-18) 178
8. Tim Stephney (1994-97) 169
9. Marcus Clayton (1998-00)..... 160
10. Moses Charles (2014-16)..... 154
11. Angel Rosa (2011-13) 150
12. Kenneth Rowan (2009-11)..... 149
13. Alvin Jackson (2010-13) 147
14. Jabulani Satcher (1999-02) 146
15. Walter Vives (2014-17) 142
16. Greg White (2003-06)..... 140
17. Kevin Stackhouse (1985-88) 139
- t18. Kilby Perdomo (2010-11) 138
- t18. Scotty Peavey (2014-15) 138
20. Andre Credit (1994-97)..... 137
21. Tony Smith (1985-88) 134
22. Jeff Jones (2005-08) 133
23. Marcus Davis (2006-07) 129
24. Justin Barna (2016-18) 128
- t25. Charles Harper (1991-94) 127
- t25. Christian Hickman (2012-14) 127
27. Steve Brown (1985-87) 126
- t28. Jesse Jackson (1985-87)..... 125
- t28. Johnny Pierce (1993-96) 125
- t28. Collin Carroll (2015-16) 125
31. Corey Wimberly (2004-05)..... 124
32. Ronnie Lacey (1995-98)..... 123
- t33. Jabari Graham (2008-09)..... 120
- t33. Brandon Barna (2016-19) 120
- t35. Shawn Taylor (2006-07) 119
- t35. Adrian Bowens (2008-09)..... 119
- t37. Kris Peters (2001-03) 115
- t37. Josh Brumfield (2008-11) 115
39. Der'Vincent Hamilton (2015-18) 113
40. Byron Tillman (1999-02) 111
41. Sylvester Webb (1987-89)..... 110
- t42. Dwayne Moore (1986-88) 104
- t42. Brandon Pearce (2007-08) 104
- t42. Earl Burl (2012-15) 104
- t45. Bryan Herrien (1990-92) 101
- t45. Sylvester McClain (2001-04)..... 101
- t45. Brandon Hollins (2008-11) 101
48. Joel Del Grande (2008-09)..... 100

BASEBALL

CAREER RECORDS

RUNS SCORED (100+ Club)

1. Eduardo Gonzalez (2009-12)	168
2. Dario Rosa (1997-00)	152
t3. Marcus Clayton (1998-01)	133
t3. Caleb Betschart (2004-07)	133
5. Jabulani Satcher (1999-02)	125
6. Kenneth Rowan (2009-11)	123
7. Rodney Warren (2008-12)	118
t8. Adrian Bowens (2008-09)	115
t8. Josh Brumfield (2008-11)	115
t10. Ronnie Lacey (1995-98)	113
t10. Greg White (2003-06)	113
12. Kilby Perdomo (2010-11)	109
13. Marcus Davis (2006-07)	108
t14. Tony Smith (1985-88)	107
t14. Tim Stephney (1994-97)	107
t14. Corey Wimberly (2004-05)	107
t14. Wallace Rios Jimenez (2015-18)	107
t18. Kris Peters (2001-03)	102
t18. David Reed (2007-10)	102
20. Bryan Herrien (1990-92)	100

DOUBLES

1. Eduardo Gonzalez (2009-12)	73
2. Caleb Betschart (2004-07)	45
3. Dario Rosa (1997-00)	44
t4. Marcus Clayton (1998-01)	43
t4. David Reed (2007-10)	43
t6. Rodney Burnette (1991-94)	35
t6. Rodney Warren (2008-12)	35
t6. Kenneth Rowan (2009-11)	35
9. Tim Stephney (1994-97)	33
10. Jeff Jones (2005-08)	32

TRIPLES


1. Marcus Davis (2006-07)	15
2. Dario Rosa (1997-00)	14
3. Byron Tillman (1999-02)	13
4. Shawn Taylor (2006-07)	12
5. Marcus Clayton (1998-01)	11
t6. Greg White (2003-06)	10
t6. Adrian Bowens (2008-09)	10
t8. Tony Smith (1985-88)	9
t8. Tim Stephney (1994-97)	9
t8. Jabulani Satcher (1999-02)	9




EDUARDO
GONZALEZ

HOME RUNS

1. Marcus Davis (2006-07)	27
2. Marcus Clayton (1998-01)	22
t3. Rodney Warren (2008-12)	21
t3. Eduardo Gonzalez (2009-12)	21
5. Kilby Perdomo (2010-11)	20
6. Collin Carroll (2015-16)	16
7. Kyle Jenkins (2018-20)	14
t8. Steve Brown (1985-87)	13
t8. David Reed (2007-10)	13
t10. Bryan Herrien (1990-92)	11
t10. Shawn Taylor (2006-07)	11
t10. Jabari Graham (2008-09)	11



LESLIE
FRAZIER



STANLEY
BARKER

BASEBALL

CAREER RECORDS

RBI

1. Eduardo Gonzalez (2009-12) 195
2. Marcus Clayton (1998-01) 161
3. Dario Rosa (1997-00) 154
4. Rodney Warren (2008-12) 146
5. Caleb Betschart (2004-07) 131
6. Marcus Davis (2006-07) 126
7. Tim Stephney (1994-97) 113
8. David Reed (2007-10) 105
9. Kenneth Rowan (2009-11) 104
10. Kilby Perdomo (2010-11) 103

STOLEN BASES

1. Corey Wimberly (2004-05) 82
2. Jabulani Satcher (1999-02) 68
3. Greg White (2003-06) 62
- t4. Rodney Burnette (1991-94) 60
- t4. Gus Spencer (1995-97) 60
6. Moses Charles (2014-16) 58
7. Brandon Hollins (2008-11) 56
8. Dario Rosa (1997-00) 54
9. Kris Peters (2001-03) 52
10. Kenneth Rowan (2009-11) 48

WINS

1. Richard Pickett (1979-81) 22
- t2. Michael Harris (1987-89) 20
- t2. Tyson Taplin (1994-97) 20
- t2. Darryl Jordan (2006-09) 20
5. Steve Easter (2010-12) 19
6. Mark Phillips (1998-00) 18
7. Ricky Morris (1984-86) 17
8. Tony Gonzales (2008-09) 15
9. John Owens (1972-74) 14
- t10. Collin Arnold (2009-10) 13
- t10. Troy Williams (2010-12) 13

STRIKEOUTS

1. Carlos Lopez (2016-19) 236
2. Steve Easter (2010-12) 219
3. Darryl Jordan (2006-09) 208
4. Jahborus Smith (2015-18) 204
5. Andre Credit (1994-97) 196
6. Mark Phillips (1998-00) 162
7. Michael Harris (1978-89) 157
8. Corey Johnson (2001-03) 154
9. John Owens (1972-74) 137
10. Richard Pickett (1979-81) 136

EARNED RUN AVERAGE (min. 100.0 IP) (under 3.00)

1. Ronald Howard (1972-74) 2.17
2. Richard Pickett (1979-81) 2.33
3. William Jackson (1971-72) 2.39
4. John Owens (1972-74) 2.65



**COREY
WIMBERLY**



**STEVE
EASTER**

BASEBALL

SEASON RECORDS

TEAM RECORDS

Most Wins	29 (2008, 2009)
Most Games Played	57 (2011, 2013)
Highest Winning Percentage778 (1981)
Most Consecutive Wins	13 (1999)
Highest Batting Average.....	.368 (1985)
Most Hits.....	580 (2010)
Most At-Bats.....	1895 (2013)
Most Runs.....	454 (2010)
Most Doubles.....	117 (2010)
Most Triples.....	29 (2006)
Most Home Runs	40 (2007)
Most RBI	379 (2010)
Most Stolen Bases	161 (1997)*
Most Walks	249 (2011)
Best Team ERA	2.75 (1974)
Highest Fielding Percentage967 (1981)

Led the nation in triples per game in 1979 with 0.86

**Led the nation in stolen bases per game in 1997 with 3.58*

BATTING AVERAGE (min. 50 AB)


1. Greg Daniels (1983).....	(.545)*
2. Walter Thompson (1968)	(.508)
3. Corey Wimberly (2005).....	(.462)**
t4. Greg Daniels (1984)	(.458)
t4. Jesse Jackson (1985)	(.458)
6. Tim Stephney (1994).....	(.457)
7. Stanley Barker (1981).....	(.456)
8. Steve Brown (1985)	(.454)
9. Stanley Barker (1980).....	(.453)
10. Dario Rosa (2000)	(.452)

**led the nation in 1983... second-highest single-season batting average in NCAA history*

***led the nation in 2005*



MARCUS DAVIS



HITS

1. Eduardo Gonzalez (2010).....	78
2. Eduardo Gonzalez (2011).....	75
t3. Marcus Davis (2006)	72
t3. Kilby Perdomo (2010)	72
t3. Scotty Peavey (2015).....	72
6. Eduardo Gonzalez (2012).....	71
7. Eduardo Gonzalez (2009).....	70
t8. Bradley Hubbert (2006).....	69
t8. Rodney Warren (2010)	69
t8. Collin Carroll (2015)	69

RUNS SCORED

t1. Kilby Perdomo (2010)	61
t1. Kenneth Rowan (2010).....	61
3. Adrian Bowens (2008)	59
t4. Marcus Davis (2006)	56
t4. Adrian Bowens (2009).....	56
t6. Corey Wimberly (2005).....	55
t6. Greg White (2006)	55
t8. Corey Wimberly (2004).....	52
t8. Caleb Betschart (2006)	52
t8. Marcus Davis (2007)	52

DOUBLES

1. Eduardo Gonzalez (2011).....	24
2. Eduardo Gonzalez (2012).....	22
3. David Reed (2010)	19
t4. Greg Daniels (1983)	18
t4. Joel Del Grande (2008)	18
t4. Kilby Perdomo (2011)	18
7. Jordan Boston (2015).....	17
t8. Caleb Betschart (2005)	16
t8. Shawn Taylor (2007)	16
t8. Eduardo Gonzalez (2010)	16

TRIPLES

1. Marcus Davis (2006).....	12*
2. Shawn Taylor (2006).....	8
3. Adrian Bowens (2008)	7
t4. Paul Miller (1972).....	6
t4. Anthony Taylor (1979)	6**
t4. Dale Hughes (1983)	6
t4. Bryan Herrien (1992)	6
t4. Dario Rosa (1999)	6
t4. Byron Tillman (2001)	6
t4. Greg White (2005)	6

**led the nation in 2006 in both triples with 12 and triples per game with 0.28*

***led the nation in 1979 in triples per game with 0.29*

BASEBALL

SEASON RECORDS


HOME RUNS

1. Marcus Davis (2007)	16
2. Collin Carroll (2015).....	12
t3. Marcus Davis (2006)	11
t3. Scotty Peavey (2015).....	11
t5. Bradley Hubbert (2006).....	10
t5. Kilby Perdomo (2010)	10
t5. Kilby Perdomo (2011)	10
t8. Jesse Buchanan (2008)	9
t8. Walter Rodney (2012).....	9
t8. Kyle Jenkins (2019)	9

RBI

1. Marcus Davis (2006)	64*
2. Marcus Davis (2007)	62
t3. Shawn Taylor (2006)	61
t3. Jesse Buchanan (2008)	61
5. Bradley Hubbert (2006)	60
t6. Eduardo Gonzalez (2010)	54
t6. Kilby Perdomo (2010)	54
t8. Jabari Graham (2009).....	52
t8. Eduardo Gonzalez (2012)	52
10. Rodney Warren (2009)	50

*led the nation in 2006 in RBI's per game with 1.49



**RICHARD
PICKETT**

STOLEN BASES

1. Corey Wimberly (2005).....	42
2. Corey Wimberly (2004).....	40
3. Brandon Hollins (2011)	38
t4. Gus Spencer (1997).....	29
t4. Kris Peters (2002)	29
t4. Jabulani Satcher (2002).....	29
t4. Marcus Davis (2007)	29
t4. Moses Charles (2014)	29
9. Kenneth Rowan (2010)	27
10. Edric Patton (2003).....	25

WINS

1. Richard Pickett (1981)	10
t2. John Owens (1972).....	9
t2. Michael Harris (1988)	9
t2. Candtobal Encarnacion (2001)	9
t2. Tony Gonzales (2009).....	9
t6. Richard Pickett (1979).....	8
t6. Rickey Morris (1986)	8
t6. Tyson Taplin (1997)	8
t6. Mark Phillips (1998)	8
t6. Joseph Gonzalez (2007)	8
t6. Steve Easter (2011)	8

STRIKEOUTS

1. Carlos Lopez (2018)	91
t2. Tommie Dukes (1967)	79
t2. Cedric Pomerlee (2010).....	79
t2. Jahborus Smith (2018).....	79
5. John Owens (1972).....	78
t6. Alfornia Jones (1981)	77
t6. Steve Easter (2011)	77
8. Steve Easter (2010)	75
9. Darryl Jordan (2009)	70
10. Steve Easter (2012).....	67

EARNED RUN AVERAGE (min. 50.0 IP)

1. Richard Pickett (1981)	1.24
2. William Jackson (1971).....	1.52
3. Ronald Howard (1974)	1.75
4. Tyson Taplin (1997).....	2.01
5. Alfornia Jones (1981)	2.06
6. Delmar Sprouse (1983)	2.13
7. John Owens (1972).....	2.59
8. John Harrington (1983)	2.67
9. John Owens (1974).....	2.86
10. Bryan Webb (1993).....	3.00

BASEBALL

YEAR-BY-YEAR SCHEDULES

1979 (Willie E. "Rat" McGowan)

16-11-1 Overall, 7-5 SWAC

Paul Quinn College	W, 17-5
Paul Quinn College	W, 7-3
Southern	L, 7-0
Southern	L, 7-0
Tougaloo	W, 4-3
Tougaloo	W, 12-2
Tougaloo	L, 9-8
Tougaloo	L, 5-2
Maryville College	W, 1-0
Maryville College	W, 1-0
Miss. Valley State	W, 11-3
Miss. Valley State	W, 9-8
William Carey College	L, 9-1
William Carey College	W, 4-3
Wiley College	W, 1-0
Wiley College	W, 1-0
Wiley College	W, 1-0
Wiley College	W, 1-0
Wiley College	W, 1-0
Wiley College	W, 1-0
Southern	W, 11-0
Southern	T, 16-16
William Carey College	L, 7-6
William Carey College	W, 6-2
Jackson State	W, 5-4
Jackson State	W, 4-3
Jackson State	L, 4-0
Miss. Valley State	L, 4-3
Miss. Valley State	W, 8-3
Miss. Valley State	W, 10-3
Arkansas-Pine Bluff	W, 12-1
Jackson State	L, 4-0
Jackson State	W, 2-1
Jackson State	L, 13-3

1980 (Willie E. "Rat" McGowan)

14-14 Overall

(Schedule could not be recovered)

1981 (Willie E. "Rat" McGowan)

23-6 Overall, 8-3 SWAC

Grambling State	W, 6-5
Grambling State	W, 7-4
Jackson State	W, 3-2
Jackson State	W, 7-1
Jackson State	L, 10-7
Alabama State	W, 8-5
Alabama State	W, 9-2
Alabama State	W, 15-4
Louisiana College	W, 4-1
Louisiana College	W, 5-3

Miss. Valley State	W, 3-1
Louisiana College	W, 3-2
Louisiana College	W, 3-2
Jackson State	L, 4-2
Jackson State	L, 13-3
William Carey College	L, 12-7
Southern	L, 6-3
Miss. Valley State	W, 8-0
Miss. Valley State	W, 7-5
Miss. Valley State	W, 5-1
Miss. Valley State	W, 1-0
Grambling State	W, 1-0
Grambling State	W, 1-0
Miss. Valley State	W, 10-2
Texas Southern	W, 4-2
Jackson State	W, 9-3
Jackson State	W, 5-1
<u>SWAC Tournament</u>	
Southern	L, 5-1
Grambling State	L, 12-5

1982 (Willie E. "Rat" McGowan)

4-19 Overall

(Schedule could not be recovered)

1983 (Willie E. "Rat" McGowan)

18-15 Overall, 10-7 SWAC

William Carey	L, 1-0
William Carey	W, 4-0
Grambling State	W, 7-5
Grambling State	L, 5-3
Alabama State	L, 13-5
Alabama State	W, 5-1
Alabama State	W, 5-0
Alabama State	L, 4-3
Southern	L, 14-6
Alabama State	W, 5-4
Alabama State	W, 4-3
Alabama State	W, 8-6
Alabama State	W, 11-0
Texas Southern	W, 9-3
Texas Southern	W, 6-3
Texas Southern	W, 14-0
Millsaps College	W, 20-9
Jackson State	L, 12-8
Jackson State	W, 13-2
Jackson State	L, 11-3
Grambling State	L, 5-4
Grambling State	L, 12-0
Millsaps College	W, 19-9
Miss. Valley State	L, 8-5
Miss. Valley State	L, 2-1
Miss. Valley State	W, 7-0

Jackson State	W, 6-4
Jackson State	W, 7-3
Jackson State	L, 9-4
Miss. Valley State	W, 14-13
Miss. Valley State	L, 10-1
<u>SWAC Tournament</u>	
Grambling State	L, 12-4
Miss. Valley State	L, 12-5

1984 (Willie E. "Rat" McGowan)

14-18 Overall, 4-13 SWAC

Prairie View A&M	W, 9-4
Prairie View A&M	L, 6-2
William Carey College	L, 9-2
William Carey College	L, 7-5
Alabama State	L, 4-0
Alabama State	L, 10-7
Alabama State	L, 10-2
Miss. Valley State	W, 10-9
Miss. Valley State	W, 4-3
Jackson State	L, 4-0
Jackson State	L, 7-3
Jackson State	L, 7-2
William Carey College	W, 3-0
William Carey College	W, 8-1
Southern	W, 10-1
Southern	W, 9-8
Texas Southern	W, 12-4
Texas Southern	W, 15-6
Texas Southern	L, 11-8
Grambling State	W, 5-4
Grambling State	W, 2-0
Mississippi College	L, 5-0
Alabama State	L, 5-3
Alabama State	W, 6-3
Alabama State	W, 9-5
Miss. Valley State	L, 4-2
Miss. Valley State	L, 5-4
Miss. Valley State	L, 5-0
Miss. Valley State	L, 5-2
Jackson State	W, 5-0
Jackson State	L, 15-1
Jackson State	L, 7-5
Grambling State	W, 9-4

1985 (Willie E. "Rat" McGowan)

23-14-1 Overall, 12-6 SWAC

Alabama A&M	W, 3-2
Alabama A&M	W, 17-0
Alabama State	W, 3-1
Alabama State	W, 9-8
Alabama State	W, 6-5
Alabama State	L, 14-5

BASEBALL

YEAR-BY-YEAR SCHEDULES

Wiley College	W, 11-0
Wiley College	L, 8-5
Miss. Valley State	W, 7-6
Miss. Valley State	W, 8-3
Miss. Valley State	W, 11-6
Miss. Valley State	T, 4-4
Mississippi College	W, 19-6
Jackson State	W, 5-4
Jackson State	L, 8-4
Southern Mississippi	L, 11-7
Texas Southern	W, 8-2
Texas Southern	W, 10-1
Texas Southern	W, 5-0
Texas Southern	W, 3-1
Alabama State	L, 7-2
Alabama State	L, 5-3
Alabama State	W, 20-5
Alabama State	L, 6-4
Grambling State	L, 5-4
Grambling State	L, 10-3
Miss. Valley State	W, 7-6
Miss. Valley State	L, 10-7
Miss. Valley State	L, 7-6
Miss. Valley State	W, 8-7
Mississippi College	W, 21-17
Jackson State	W, 15-7
Jackson State	L, 11-10
Jackson State	W, 8-7
Jackson State	W, 11-2
<u>SWAC Tournament</u>	
Southern	W, 7-4
Grambling State	W, 8-2
Southern	W, 8-1

1986 (Willie E. "Rat" McGowan) 14-12 Overall, 7-11 SWAC

Christian Brothers	L, 3-1
Christian Brothers	W, 6-3
Alabama State	L, 8-6
Alabama State	W, 13-6
Alabama State	W, 17-11
Miss. Valley State	L, 4-3
Miss. Valley State	W, 8-3
Miss. Valley State	W, 9-0
Miss. Valley State	W, 4-3
Jackson State	L, 8-6
Jackson State	W, 2-0
Jackson State	L, 14-6
Mississippi College	W, 15-14
Alabama State	L, 7-2
Alabama State	W, 2-1
Mississippi College	L, 14-8
Miss. Valley State	W, 6-5

Miss. Valley State	W, 5-2
Southwestern Louisiana	L, 7-1
Jackson State	L, 16-5
Jackson State	W, 5-0
Jackson State	L, 9-3
Alabama State	W, 2-0
Miss. Valley State	W, 16-8
<u>SWAC Tournament</u>	
Southern	L, 10-9
Texas Southern	W, 5-4
Southern	L, 14-11

1987 (Willie E. "Rat" McGowan) 19-17 Overall, 14-6 SWAC

Grambling State	L, 9-2
Mississippi College	L, 11-10
Miss. Valley State	W, 15-5
Miss. Valley State	W, 7-4
Miss. Valley State	W, 10-4
Jackson State	W, 15-4
Jackson State	W, 13-6
Jackson State	L, 6-1
Jackson State	L, 10-6
Rust College	L, 7-4
Rust College	W, 13-0
Grambling State	L, 13-11
Grambling State	W, 5-3
Southern	L, 14-4
Southern	L, 7-6
Southern	W, 20-13
Southern	L, 7-5
Southern Mississippi	W, 4-3
Southern Mississippi	L, 9-1
Alabama State	W, 10-0
Alabama State	W, 5-4
Alabama State	W, 4-2
Alabama State	W, 14-11
Alabama	L, 15-5
Alabama	W, 6-5
Miss. Valley State	W, 7-5
Miss. Valley State	W, 12-7
Miss. Valley State	L, 12-4
Miss. Valley State	W, 10-4
Jackson State	W, 7-3
Jackson State	L, 5-4
Jackson State	L, 4-2
Jackson State	W, 6-5
Jackson State	L, 11-10
<u>SWAC Tournament</u>	
Southern	L, 18-1
Grambling State	L, 3-1

1988 (Willie E. "Rat" McGowan) 20-21 Overall, 18-6 SWAC

Nicholls State	L, 16-3
Nicholls State	L, 6-1
Nicholls State	L, 3-2
Grambling State	L, 10-5
Grambling State	L, 12-1
Grambling State	W, 7-6
Alabama	L, 11-3
Alabama	L, 8-0
Southern	L, 17-5
Southern	L, 6-1
Alabama State	L, 6-4
Alabama State	W, 8-0
Alabama State	W, 4-2
Alabama State	L, 6-5
Miss. Valley State	W, 13-9
Miss. Valley State	L, 6-2
Miss. Valley State	W, 6-3
Miss. Valley State	L, 12-7
Mississippi College	W, 8-5
Jackson State	W, 12-3
Jackson State	W, 12-8
Jackson State	W, 3-0
Jackson State	L, 5-2
Southern Mississippi	L, 7-2
Alabama State	W, 8-1
Alabama State	W, 11-5
Alabama State	W, 7-2
Alabama State	W, 16-4
Southeastern La.	L, 9-4
Southeastern La.	L, 3-2
Miss. Valley State	W, 13-7
Miss. Valley State	W, 7-6
Miss. Valley State	W, 13-4
Miss. Valley State	W, 5-2
Southern	L, 13-7
Jackson State	W, 6-3
Jackson State	W, 5-4
Jackson State	W, 5-1
Jackson State	L, 3-1
<u>SWAC Tournament</u>	
Southern	L, 9-8
Jackson State	L, 14-11

1989 (Willie E. "Rat" McGowan) 17-21 Overall, 14-6 SWAC

Arkansas-Little Rock	W, 11-6
Arkansas-Little Rock	L, 6-1
Nicholls State	L, 18-1
Nicholls State	L, 8-1
Nicholls State	L, 6-1
Mississippi College	L, 13-6

BASEBALL

YEAR-BY-YEAR SCHEDULES

Alabama State	W, 7-4	Southern	L, 3-2	Alabama State (DH)	L, 9-8
Alabama State	W, 11-6	Southern	L, 6-2	Alabama State (DH)	L, 5-2
Alabama State	W, 15-1	Grambling State	W, 11-10	Alabama State (DH)	L, 12-11
Alabama State	W, 7-6	Grambling State	L, 7-2	Grambling State	W, 7-1
Miss. Valley State	W, 4-3	Alabama State	W, 11-6	Miss. Valley State (DH)	W, 4-2
Miss. Valley State	W, 8-7	Alabama State	W, 14-5	Miss. Valley State (DH)	L, 7-5
Miss. Valley State	W, 10-7	Alabama State	W, 14-11	Jackson State (DH)	L, 5-2
Miss. Valley State	W, 2-1	Alabama State	W, 9-5	Jackson State (DH)	L, 6-3
Jackson State	W, 2-1	Alabama	L, 19-1	Mississippi College	W, 7-6
Jackson State	L, 17-0	Alabama	L, 5-3	Southern (DH)	W, 5-4
Southern	W, 4-3	Miss. Valley State	W, 3-2	Southern (DH)	L, 10-0
Southeastern La.	L, 9-6	Miss. Valley State	L, 12-9		
Southeastern La.	L, 8-1	Southeastern La.	L, 8-5	1992 (Willie E. "Rat" McGowan)	
Southern	W, 7-3	Southeastern La.	L, 8-3	20-24 Overall, 11-12 SWAC	
Southern	L, 12-2	Miss. Valley State	W, 4-2	Alabama	L, 8-4
Alabama State	W, 3-0	Miss. Valley State	W, 11-3	Alabama	L, 25-4
Alabama State	W, 14-13	Jackson State	L, 6-0	Southwestern La. (DH)	L, 15-5
Southeastern La.	L, 12-1	Jackson State	L, 7-2	Southwestern La. (DH)	L, 10-0
Southeastern La.	L, 15-3	Southern Mississippi	L, 9-1	Belhaven	W, 12-7
Miss. Valley State	W, 6-1	Mississippi College	L, 10-8	Delta State (DH)	W, 4-1
Miss. Valley State	L, 11-6	<u>SWAC Tournament</u>		Delta State (DH)	W, 5-4
Miss. Valley State	W, 6-5	Southern	L, 11-10	William Carey College	L, 12-1
Miss. Valley State	W, 8-5	Jackson State	L, 16-4	Alabama State (DH)	L, 6-1
Alabama	L, 14-1			Alabama State (DH)	L, 5-3
Alabama	L, 14-7	1991 (Willie E. "Rat" McGowan)		Alabama State (DH)	W, 10-7
Jackson State	L, 3-2	16-21-1 Overall, 7-10-1 SWAC		Alabama State (DH)	L, 8-7
Jackson State	L, 7-4	Alabama	L, 8-2	Southern (DH)	L, 12-3
Jackson State	L, 14-7	Delta State (DH)	L, 9-8	Southern (DH)	L, 12-2
Jackson State	L, 6-5	Delta State (DH)	L, 5-4	Miss. Valley State (DH)	W, 10-2
Southern Mississippi	L, 13-6	Loyola (La.) (DH)	L, 6-1	Miss. Valley State (DH)	L, 5-0
<u>SWAC Tournament</u>		Loyola (La.) (DH)	W, 7-2	Miss. Valley State (DH)	W, 10-2
Grambling State	L, 9-2	Southern Mississippi	L, 16-5	Miss. Valley State (DH)	W, 8-3
Southern	L, 10-9	Mississippi College	L, 17-7	Southern Arkansas (DH)	W, 5-4
		Rust College (DH)	W, 24-4	Southern Arkansas (DH)	W, 7-6
1990 (Willie E. "Rat" McGowan)		Rust College (DH)	W, 10-3	Jackson State (DH)	W, 18-9
13-25-1 Overall, 12-10 SWAC		Alabama State (DH)	L, 9-7	Jackson State (DH)	W, 5-3
Southeastern La.	L, 3-2	Alabama State (DH)	W, 14-13	Jackson State (DH)	L, 5-2
Southeastern La.	T, 6-6	Alabama State (DH)	W, 7-2	Jackson State (DH)	W, 2-1
Southern Mississippi	L, 8-5	Alabama State (DH)	T, 5-5	Loyola (La.)	L, 6-5
Alabama State	W, 17-11	Southwestern La. (DH)	L, 3-0	New Orleans	L, 3-2
Alabama State	L, 7-2	Southwestern La. (DH)	L, 7-3	Mississippi College	L, 9-6
Alabama State	W, 3-2	Miss. Valley State (DH)	W, 5-4	Loyola (La.) (DH)	W, 13-5
Alabama State	L, 9-7	Miss. Valley State (DH)	W, 10-8	Loyola (La.) (DH)	W, 5-2
Miss. Valley State	W, 6-5	Grambling State	L, 14-8	Mississippi College	L, 15-2
Miss. Valley State	W, 6-4	Jackson State (DH)	W, 5-4	Alabama State (DH)	W, 7-5
Miss. Valley State	L, 4-1	Jackson State (DH)	W, 9-5	Alabama State (DH)	L, 3-2
Miss. Valley State	W, 12-10	Jackson State (DH)	L, 6-5	Alabama State (DH)	L, 7-6
Jackson State	L, 10-1	Jackson State (DH)	L, 20-6	Alabama State (DH)	L, 10-6
Jackson State	L, 14-9	Southern (DH)	L, 11-1	Southern (DH)	L, 11-4
Jackson State	L, 10-0	Southern (DH)	W, 6-3	Southern (DH)	W, 7-2
Jackson State	L, 9-6	Rust College (DH)	W, 2-1	Grambling State	W, 9-3
Arkansas State	L, 9-6	Rust College (DH)	L, 7-0	Miss. Valley State	W, 3-2
Arkansas State	L, 14-3	Alabama State (DH)	L, 11-10	Miss. Valley State (DH)	L, 9-1

BASEBALL

YEAR-BY-YEAR SCHEDULES

Miss. Valley State (DH) W, 19-9
 Jackson State (DH) L, 15-7
 Jackson State (DH) L, 5-4
 Jackson State (DH) W, 9-0
 Jackson State (DH) L, 14-2

1993 (Willie E. "Rat" McGowan)

10-22 Overall, 8-11 SWAC

Nicholls State (DH) L, 11-5
 Nicholls State (DH) L, 6-2
 Nicholls State L, 11-1
 Mississippi State L, 21-5
 Arkansas-Little Rock (DH) W, 2-1
 Arkansas-Little Rock (DH) L, 10-6
 Mississippi College L, 8-1
 Miss. Valley State (DH) L, 2-0
 Miss. Valley State (DH) L, 5-4
 Jackson State (DH) W, 10-6
 Jackson State (DH) L, 4-0
 Jackson State (DH) L, 7-6
 Jackson State (DH) L, 17-7
 Grambling State L, 8-5
 Southern (DH) L, 9-6
 Southern (DH) L, 13-1
 Alabama State (DH) W, 8-5
 Alabama State (DH) L, 16-1
 Alabama State (DH) L, 7-2
 Alabama State (DH) W, 2-0
 Alabama State L, 10-3
 Miss. Valley State (DH) W, 4-0
 Miss. Valley State (DH) L, 5-1
 Miss. Valley State (DH) W, 10-5
 Miss. Valley State (DH) W, 9-5
 Jackson State (DH) L, 4-3
 Jackson State (DH) L, 8-4
 Jackson State (DH) W, 7-2
 Jackson State (DH) W, 6-5
SWAC Tournament
 Grambling State W, 12-5
 Southern L, 13-7
 Jackson State L, 8-3

1994 (Willie E. "Rat" McGowan)

14-23-1 Overall, 12-12 SWAC

Mississippi College L, 4-2
 Southern (DH) W, 1-0
 Southern (DH) L, 3-1
 Grambling State L, 9-8
 Nicholls State L, 12-1
 Nicholls State (DH) L, 10-2
 Nicholls State (DH) L, 7-5
 Grambling State W, 13-12
 Alabama State (DH) L, 7-2

Alabama State (DH) L, 7-4
 Alabama State (DH) L, 12-6
 Alabama State (DH) L, 7-4
 Northeast Louisiana L, 6-1
 Belhaven L, 15-5
 Miss. Valley State (DH) W, 11-2
 Miss. Valley State (DH) W, 15-4
 Miss. Valley State (DH) W, 7-4
 Miss. Valley State (DH) L, 13-8
 Southern (DH) L, 7-4
 Southern (DH) T, 5-5
 Jackson State (DH) W, 8-5
 Jackson State (DH) L, 8-7
 Alabama L, 18-4
 Alabama State (DH) L, 5-3
 Alabama State (DH) W, 4-2
 Alabama State (DH) W, 4-0
 Alabama State (DH) L, 16-7
 Belhaven L, 15-4
 Miss. Valley State (DH) W, 5-2
 Miss. Valley State (DH) W, 5-4
 Miss. Valley State (DH) W, 7-2
 Miss. Valley State (DH) W, 6-3
 Jackson State (DH) W, 3-2
 Jackson State (DH) L, 6-3
 Jackson State (DH) L, 13-4
 Jackson State (DH) W, 8-6
 Jackson State (DH) L, 7-5
 Jackson State (DH) L, 14-2

1995 (Willie E. "Rat" McGowan)

19-18 Overall, 13-7 SWAC

Texas Southern W, 14-2
 Southern Mississippi L, 10-4
 Prairie View A&M (DH) W, 17-3
 Prairie View A&M (DH) W, 17-5
 Texas Southern (DH) W, 13-10
 Texas Southern (DH) W, 10-4
 Grambling State L, 10-7
 Nicholls State L, 6-2
 Nicholls State (DH) L, 10-1
 Nicholls State (DH) L, 12-0
 Belhaven L, 11-4
 Alabama State (DH) W, 2-1
 Alabama State (DH) W, 3-2
 Alabama State (DH) W, 5-1
 Alabama State (DH) W, 10-2
 Miss. Valley State (DH) W, 8-7
 Miss. Valley State (DH) L, 3-1
 Miss. Valley State (DH) W, 6-5
 Miss. Valley State (DH) L, 1-0
 Mississippi State L, 17-3
 Jackson State (DH) W, 3-1

Jackson State (DH) W, 6-5
 Jackson State (DH) L, 9-2
 Jackson State (DH) L, 5-4
 Southern (DH) L, 2-0
 Southern (DH) L, 14-2
 Alabama State (DH) L, 7-6
 Alabama State (DH) W, 6-4
 Alabama State (DH) W, 17-6
 Alabama State (DH) W, 13-6
 Miss. Valley State (DH) L, 9-8
 Miss. Valley State (DH) W, 5-1
 Miss. Valley State (DH) L, 2-0
 Miss. Valley State (DH) W, 9-0
 Belhaven W, 6-5
SWAC Tournament
 Southern L, 2-1
 Grambling State L, 11-9

1996 (Willie E. "Rat" McGowan)

17-23 Overall, 10-7 SWAC

Arkansas-Little Rock (DH) L, 23-7
 Arkansas-Little Rock (DH) L, 4-1
 Southern (DH) L, 10-0
 Southern (DH) L, 16-4
 Texas Southern (DH) L, 10-6
 Texas Southern (DH) W, 4-3
 Texas Southern (DH) L, 7-1
 Texas Southern (DH) W, 5-4
 Mississippi College L, 10-0
 Mississippi State L, 15-3
 Texas Southern (DH) W, 2-0
 Texas Southern (DH) L, 7-6
 Texas Southern (DH) L, 14-8
 Texas Southern (DH) W, 4-3
 Grambling State L, 14-5
 Alabama State (DH) L, 5-3
 Alabama State (DH) L, 6-5
 Alabama State (DH) L, 8-7
 Alabama State (DH) L, 10-8
 Alabama A&M (DH) W, 10-7
 Alabama A&M (DH) W, 3-2
 Miss. Valley State (DH) W, 13-3
 Miss. Valley State (DH) W, 1-0
 Miss. Valley State (DH) W, 18-5
 Miss. Valley State (DH) W, 9-2
 Albany State W, 11-10
 Jackson State (DH) L, 6-5
 Jackson State (DH) W, 8-6
 Jackson State (DH) L, 7-4
 Jackson State (DH) L, 7-4
 Alabama State (DH) W, 7-1
 Alabama State (DH) W, 12-5
 Grambling State L, 16-4

BASEBALL

YEAR-BY-YEAR SCHEDULES

Miss. Valley State (DH)	W, 4-2
Miss. Valley State (DH)	W, 7-4
Miss. Valley State	W, 1-0
Mississippi College	L, 12-4
Belhaven	L, 13-3

SWAC Tournament

Southern	L, 10-7
Grambling State	W, 4-0
Jackson State	L, 8-5

1997 (Willie E. "Rat" McGowan)

28-17 Overall, 16-6 SWAC

Southern Mississippi	L, 13-4
Texas Southern (DH)	L, 12-4
Texas Southern (DH)	L, 12-5
Texas Southern (DH)	W, 9-3
Texas Southern (DH)	L, 9-3
Loyola (La.)	W, 8-6
Texas Southern (DH)	W, 9-1
Texas Southern (DH)	W, 7-6
Mississippi State	L, 16-1
Alabama State (DH)	W, 4-1
Alabama State (DH)	L, 9-4
Alabama State (DH)	L, 4-3
Alabama State (DH)	W, 3-0
Florida A&M	L, 12-3
Southern	W, 15-6
Miss. Valley State (DH)	W, 12-3
Miss. Valley State (DH)	W, 8-6
Miss. Valley State (DH)	W, 10-0
Miss. Valley State (DH)	W, 8-1
Arkansas-Pine Bluff (DH)	W, 6-5
Arkansas-Pine Bluff (DH)	W, 15-8
Jackson State (DH)	L, 3-1
Jackson State (DH)	W, 4-3
Jackson State (DH)	L, 9-5
Jackson State (DH)	L, 4-3
Miss. Gulf Coast CC (DH)	L, 6-2
Miss. Gulf Coast CC (DH)	W, 13-7
Alabama State (DH)	W, 5-0
Alabama State (DH)	W, 15-2
Alabama State (DH)	L, 14-10
Alabama State (DH)	W, 17-12
Southern	L, 7-0
Arkansas-Pine Bluff (DH)	W, 6-1
Arkansas-Pine Bluff (DH)	W, 7-3
Loyola (La.)	L, 12-2
Jackson State (DH)	W, 4-0
Jackson State (DH)	W, 4-1
Miss. Valley State (DH)	W, 7-3
Miss. Valley State (DH)	W, 12-11
Miss. Valley State (DH)	W, 15-3
Miss. Valley State (DH)	W, 15-4

SWAC Tournament

Grambling State	W, 7-2
Jackson State	W, 17-16
Southern	L, 16-8
Southern	L, 12-8

1998 (Willie E. "Rat" McGowan)

17-26-1 Overall, 9-17 SWAC

Northeast Louisiana (DH)	L, 7-2
Northeast Louisiana (DH)	L, 10-0
Texas Southern (DH)	L, 6-1
Texas Southern (DH)	L, 6-3
Texas Southern (DH)	W, 8-6
Texas Southern (DH)	L, 3-1
Mississippi State	L, 18-4
Texas Southern (DH)	L, 10-8
Texas Southern (DH)	W, 5-4
Texas Southern (DH)	W, 12-8
Texas Southern (DH)	T, 6-6
Albany State	W, 11-10
Loyola (La.)	L, 16-0
Arkansas-Pine Bluff (DH)	W, 6-3
Arkansas-Pine Bluff (DH)	W, 10-0
Miss. Valley State (DH)	L, 13-3
Miss. Valley State (DH)	L, 12-1
Miss. Valley State	W, 11-10
Alabama A&M	W, 6-5
Jackson State (DH)	L, 8-6
Jackson State (DH)	L, 13-8
Jackson State (DH)	L, 13-0
Jackson State (DH)	L, 18-6
Grambling State	L, 14-11
Alabama State (DH)	W, 7-5
Alabama State (DH)	W, 6-5
Alabama State (DH)	L, 5-3
Alabama State (DH)	L, 13-5
Southern	W, 9-8
Arkansas-Pine Bluff (DH)	W, 2-0
Arkansas-Pine Bluff (DH)	L, 4-2
Miss. Valley State (DH)	W, 10-5
Miss. Valley State (DH)	W, 12-8
Miss. Valley State (DH)	L, 6-2
Miss. Valley State (DH)	L, 7-5
Loyola (La.)	L, 17-2
Rust College (DH)	W, 14-13
Rust College (DH)	W, 11-1
Jackson State (DH)	L, 14-2
Jackson State (DH)	L, 18-4
Jackson State (DH)	L, 4-0
Jackson State (DH)	L, 13-5
Arkansas-Pine Bluff (DH)	W, 8-1
Arkansas-Pine Bluff (DH)	L, 7-4

1999 (Willie E. "Rat" McGowan)

22-22 Overall, 11-8 SWAC

Texas Southern (DH)	L, 2-1
Texas Southern (DH)	L, 6-5
Texas Southern (DH)	L, 12-6
Texas Southern (DH)	L, 9-7
Texas Southern (DH)	L, 11-0
Texas Southern (DH)	L, 9-3
Texas Southern	L, 14-9
Grambling State	L, 13-9
Alabama State (DH)	W, 8-3
Alabama State (DH)	W, 2-1
Alabama State	W, 17-10
Alabama A&M (DH)	W, 14-7
Alabama A&M (DH)	W, 7-6
Loyola (La.)	L, 9-4
Mississippi State	L, 21-1
Loyola (La.)	W, 10-9
Jackson State (DH)	L, 12-3
Jackson State (DH)	L, 10-1
Jackson State (DH)	L, 3-2
Jackson State (DH)	W, 6-4
Alabama State (DH)	L, 9-8
Alabama State (DH)	L, 10-2
Alabama State (DH)	W, 14-0
Alabama State (DH)	W, 11-10
Rust College (DH)	W, 12-0
Rust College (DH)	W, 11-1
Alabama A&M (DH)	W, 4-0
Alabama A&M (DH)	W, 13-11
Alabama A&M (DH)	W, 8-1
Alabama A&M (DH)	W, 10-6
Miss. Valley State (DH)	W, 12-2
Miss. Valley State (DH)	W, 18-17
Miss. Valley State (DH)	W, 16-5
Miss. Valley State (DH)	W, 7-3
Arkansas-Pine Bluff (DH)	W, 5-4
Arkansas-Pine Bluff (DH)	L, 12-10
Arkansas-Pine Bluff (DH)	L, 13-6
Arkansas-Pine Bluff (DH)	W, 11-5
Jackson State (DH)	L, 14-1
Jackson State (DH)	L, 6-0
Jackson State (DH)	W, 9-2
Jackson State (DH)	L, 8-5

SWAC Tournament

Southern	L, 7-6
Grambling State	L, 15-2

2000 (Willie E. "Rat" McGowan)

18-11 Overall, 13-5 SWAC

Arkansas-Pine Bluff (DH)	W, 9-6
Arkansas-Pine Bluff (DH)	W, 9-7
Southern	L, 16-7

BASEBALL

YEAR-BY-YEAR SCHEDULES

Grambling State	L, 6-3
Alabama State (DH)	W, 16-4
Alabama State (DH)	W, 11-8
Alabama A&M	W, 24-7
Alabama A&M (DH)	L, 9-5
Alabama A&M (DH)	L, 16-2
Loyola (La.)	W, 16-10
Mississippi State	L, 13-0
Jackson State	L, 7-4
Loyola (La.)	L, 9-0
Alabama A&M	W, 5-3
Alabama A&M (DH)	L, 8-7
Alabama A&M (DH)	W, 20-3
Miss. Valley State (DH)	W, 8-1
Miss. Valley State (DH)	W, 12-10
Miss. Valley State (DH)	W, 3-1
Miss. Valley State (DH)	W, 8-3
Grambling State	L, 21-8
Southern	W, 16-10
Arkansas-Pine Bluff (DH)	L, 5-3
Arkansas-Pine Bluff (DH)	W, 4-3
Jackson State (DH)	W, 7-3
Jackson State (DH)	W, 12-8
Jackson State	L, 7-5
Jackson State (DH)	W, 9-6
Jackson State (DH)	W, 10-5

2001 (Willie E. "Rat" McGowan)
26-19 Overall, 21-8 SWAC

Southern (DH)	L, 6-4
Southern (DH)	L, 5-0
Grambling State	L, 8-4
Alabama State (DH)	W, 9-5
Alabama State (DH)	W, 12-3
Alabama State (DH)	W, 8-5
Alabama State (DH)	W, 10-7
Alabama A&M (DH)	W, 12-0
Alabama A&M (DH)	W, 13-1
Alabama A&M (DH)	W, 6-4
Alabama A&M (DH)	L, 3-2
Miss. Valley State (DH)	W, 12-1
Miss. Valley State (DH)	W, 10-6
Miss. Valley State	W, 7-6
Loyola (La.)	L, 6-1
Southern (DH)	L, 20-11
Southern (DH)	W, 5-3
Jackson State	L, 5-3
Jackson State (DH)	L, 9-2
Jackson State (DH)	W, 10-1
Arkansas-Pine Bluff	W, 8-7
Alabama State (DH)	W, 13-10
Alabama State (DH)	W, 11-6
Alabama State (DH)	L, 3-1

Alabama State (DH)	W, 14-6
Grambling State	W, 10-9
Alabama A&M (DH)	W, 8-1
Alabama A&M (DH)	W, 9-0
Alabama A&M (DH)	W, 1-0
Alabama A&M (DH)	L, 3-2
Miss. Valley State (DH)	W, 16-0
Miss. Valley State (DH)	L, 7-3
Loyola (La.)	W, 14-10
Miss. Valley State	W, 11-5
Centenary (La.) (DH)	L, 11-1
Centenary (La.) (DH)	L, 11-1
Centenary (La.)	L, 15-6
Mississippi State	L, 12-4
Jackson State (DH)	L, 5-3
Jackson State (DH)	L, 9-6
Jackson State (DH)	W, 2-1
Jackson State (DH)	W, 20-11
<i>SWAC Tournament</i>	
Grambling State	W, 17-7
Jackson State	L, 17-14
Grambling State	L, 4-3

2002 (Willie E. "Rat" McGowan)
24-22 Overall, 18-14 SWAC

Arkansas-Pine Bluff (DH)	L, 4-2
Arkansas-Pine Bluff (DH)	W, 3-0
Grambling State	L, 10-2
Alabama State (DH)	L, 10-4
Alabama State (DH)	W, 11-6
Alabama State (DH)	L, 5-3
Alabama State (DH)	W, 7-0
Alabama A&M (DH)	W, 8-4
Alabama A&M (DH)	W, 5-4
Alabama A&M (DH)	W, 5-4
Alabama A&M (DH)	W, 8-5
Texas College	W, 11-1
Texas College	W, 11-0
Miss. Valley State (DH)	L, 8-4
Miss. Valley State (DH)	W, 16-6
Miss. Valley State (DH)	W, 5-1
Miss. Valley State (DH)	L, 5-4
Loyola (La.)	L, 13-3
Jackson State (DH)	W, 5-3
Jackson State (DH)	L, 10-1
Jackson State (DH)	L, 7-3
Jackson State (DH)	L, 7-6
Southern (DH)	L, 4-1
Southern (DH)	L, 9-3
Alabama State (DH)	L, 7-3
Alabama State (DH)	L, 11-5
Alabama State (DH)	L, 10-5
Alabama State (DH)	L, 8-0

Southern	L, 21-9
Alabama A&M (DH)	W, 8-5
Alabama A&M (DH)	L, 6-3
Alabama A&M (DH)	L, 8-7
Alabama A&M (DH)	W, 12-0
Arkansas-Pine Bluff (DH)	W, 9-1
Arkansas-Pine Bluff (DH)	W, 6-5
Miss. Valley State (DH)	L, 4-0
Miss. Valley State (DH)	W, 6-5
Miss. Valley State (DH)	W, 5-4
Miss. Valley State (DH)	W, 9-2
Loyola (La.)	W, 8-6
Jackson State (DH)	W, 3-2
Jackson State (DH)	W, 11-6
Jackson State (DH)	W, 16-8
Jackson State (DH)	W, 7-3
<i>SWAC Tournament</i>	
Grambling State	L, 6-5
Southern	L, 15-3

2003 (Willie E. "Rat" McGowan)
20-28 Overall, 14-18 SWAC

Texas Southern (DH)	W, 2-1
Texas Southern (DH)	L, 3-1
Arkansas-Pine Bluff (DH)	W, 4-2
Arkansas-Pine Bluff (DH)	W, 11-4
Texas Southern (DH)	L, 21-4
Texas Southern (DH)	L, 5-4
Alabama State (DH)	W, 3-2
Alabama State (DH)	W, 6-2
Alabama State (DH)	L, 10-7
Alabama State (DH)	L, 4-3
Alabama A&M (DH)	W, 7-2
Alabama A&M (DH)	W, 6-0
Alabama A&M (DH)	W, 14-4
Alabama A&M (DH)	W, 8-4
Miss. Valley State (DH)	W, 5-4
Miss. Valley State (DH)	L, 7-3
Miss. Valley State (DH)	W, 6-4
Miss. Valley State (DH)	L, 8-7
Southern	L, 10-3
Arkansas-Little Rock (DH)	L, 15-1
Arkansas-Little Rock (DH)	L, 19-1
Arkansas-Little Rock	L, 12-2
Loyola (La.)	W, 12-1
Jackson State (DH)	L, 4-2
Jackson State (DH)	L, 18-10
Jackson State (DH)	L, 6-3
Jackson State (DH)	W, 4-1
Alabama State (DH)	L, 2-0
Alabama State (DH)	W, 6-3
Alabama State (DH)	L, 6-2
Alabama State (DH)	W, 16-6

BASEBALL

YEAR-BY-YEAR SCHEDULES

Alabama A&M (DH)	L, 6-0
Alabama A&M (DH)	W, 8-4
Alabama A&M (DH)	L, 5-4
Alabama A&M (DH)	W, 14-4
Grambling State	L, 13-4
Arkansas-Pine Bluff (DH)	W, 9-1
Arkansas-Pine Bluff (DH)	L, 20-5
Miss. Valley State (DH)	L, 8-5
Miss. Valley State (DH)	L, 16-11
Miss. Valley State (DH)	L, 8-7
Miss. Valley State (DH)	L, 5-1
Loyola (La.)	W, 5-2
Grambling State	L, 7-6
Jackson State (DH)	W, 7-5
Jackson State (DH)	L, 2-1
Jackson State (DH)	L, 4-3
Jackson State (DH)	L, 12-4

2004 (Willie E. "Rat" McGowan)
20-22 Overall, 13-17 SWAC

Belhaven	L, 8-7
Arkansas-Pine Bluff	L, 8-0
Arkansas-Pine Bluff (DH)	W, 6-2
Arkansas-Pine Bluff (DH)	W, 6-5
Alabama State (DH)	L, 5-1
Alabama State (DH)	W, 8-4
Alabama State (DH)	L, 7-2 Ala-
bama State (DH)	W, 13-8
Alabama A&M (DH)	W, 6-3
Alabama A&M (DH)	W, 9-2
Alabama A&M (DH)	W, 5-4
Alabama A&M (DH)	L, 4-1
Miss. Valley State (DH)	L, 3-1
Miss. Valley State (DH)	W, 11-6
Miss. Valley State (DH)	L, 4-2
Miss. Valley State (DH)	L, 10-1
Southern	L, 12-0
Jackson State (DH)	L, 8-7
Jackson State (DH)	L, 12-9
Jackson State (DH)	L, 13-10
Jackson State (DH)	W, 7-5
Arkansas-Pine Bluff (DH)	L, 11-2
Arkansas-Pine Bluff (DH)	W, 10-7
Alabama State (DH)	L, 6-1
Alabama State (DH)	W, 13-9
Alabama State (DH)	L, 12-6
Alabama State (DH)	L, 10-5
Grambling State	L, 17-7
Alabama A&M (DH)	W, 13-11
Alabama A&M (DH)	W, 15-10
Alabama A&M (DH)	L, 4-3
Alabama A&M (DH)	L, 8-7
Miss. Valley State (DH)	L, 7-0

Miss. Valley State (DH)	W, 9-3
Miss. Valley State (DH)	L, 5-1
Miss. Valley State (DH)	W, 6-1
Grambling State	W, 19-13
Tougaloo (DH)	W, 19-0
Tougaloo (DH)	W, 17-0
Belhaven	W, 5-4
Jackson State (DH)	W, 7-6
Jackson State (DH)	L, 4-3

2005 (Willie E. "Rat" McGowan)
22-18-1 Overall, 15-9-1 SWAC

Tougaloo (DH)	W, 21-2
Tougaloo (DH)	W, 9-2
Texas Southern (DH)	W, 7-6
Texas Southern (DH)	L, 12-1
Texas Southern	L, 11-10
Alabama State (DH)	L, 2-1
Alabama State (DH)	L, 15-9
Alabama State (DH)	W, 9-8
Alabama State (DH)	W, 11-1
Southern	L, 3-1
Alabama A&M (DH)	W, 5-2
Alabama A&M (DH)	W, 6-4
Alabama A&M	W, 18-8
Miss. Valley State	W, 3-1
Miss. Valley State (DH)	L, 4-2
Miss. Valley State (DH)	W, 2-1
Jackson State (DH)	L, 11-10
Jackson State (DH)	L, 11-5
Jackson State	W, 15-11
Arkansas-Pine Bluff (DH)	W, 6-3
Arkansas-Pine Bluff (DH)	L, 5-3
Alabama State	W, 12-11
Alabama State (DH)	W, 12-4
Alabama State (DH)	W, 9-7
Southern	L, 11-3
Loyola (La.)	L, 14-6
Alabama A&M	W, 12-5
Alabama A&M (DH)	W, 9-5
Alabama A&M (DH)	W, 12-4
Grambling State	W, 14-12
Miss. Valley State	L, 9-5
Miss. Valley State (DH)	L, 2-1
Miss. Valley State (DH)	L, 3-2
Grambling State	W, 9-1
Belhaven	L, 8-4
Loyola (La.)	W, 9-7
Jackson State (DH)	L, 14-0
Jackson State (DH)	T, 8-8
Jackson State	W, 15-14
<u>SWAC Tournament</u>	
Texas Southern	L, 19-11

Jackson State	L, 17-12
---------------	----------

2006 (Willie E. "Rat" McGowan)
26-21 Overall, 15-9 SWAC

Arkansas-Pine Bluff (DH)	L, 15-2
Arkansas-Pine Bluff (DH)	L, 18-6
Belhaven	L, 12-5
Texas Southern (DH)	W, 3-2
Texas Southern (DH)	W, 12-4
Mississippi College	L, 8-1
Alabama State (DH)	W, 11-0
Alabama State (DH)	W, 16-5
Tougaloo	W, 23-0
Alabama A&M (DH)	W, 16-4
Alabama A&M (DH)	W, 11-1
Alabama A&M	W, 15-8
Southern	W, 18-4
Miss. Valley State	W, 15-5
Miss. Valley State (DH)	W, 4-0
Miss. Valley State (DH)	L, 6-3
Buffalo	W, 12-8
Centenary (La.) (DH)	L, 6-5
Centenary (La.) (DH)	L, 5-4
Jackson State (DH)	L, 5-3
Jackson State (DH)	L, 11-10
Jackson State	W, 22-12
Grambling State	W, 6-4
Belhaven	L, 14-3
Alabama State (DH)	W, 8-5
Alabama State (DH)	L, 5-3
Alabama State	W, 12-3
Alabama A&M	L, 8-6
Alabama A&M (DH)	W, 9-1
Alabama A&M (DH)	W, 16-8
Southern	L, 11-5
Miss. Valley State	L, 5-3
Miss. Valley State (DH)	L, 11-3
Miss. Valley State (DH)	L, 9-8
Rust College (DH)	W, 11-4
Rust College (DH)	W, 11-1
Southern Mississippi	L, 14-1
Jackson State (DH)	W, 3-2
Jackson State (DH)	L, 5-1
Alabama State	W, 23-6
Jackson State	W, 8-5
Louisiana Tech	L, 12-5
<u>SWAC Tournament</u>	
Southern	L, 10-6
Alabama State	W, 29-1
Southern	W, 9-4
Miss. Valley State	W, 6-3
Prairie View A&M	L, 3-2

BASEBALL

YEAR-BY-YEAR SCHEDULES

2007 (Willie E. "Rat" McGowan)

25-20 Overall, 15-9 SWAC

Southeastern Louisiana	L, 12-0
Grambling State (DH)	L, 18-14
Grambling State (DH)	L, 2-1
Arkansas-Pine Bluff (DH)	W, 2-0
Arkansas-Pine Bluff (DH)	W, 1-0
Arkansas-Pine Bluff	W, 9-2
Belhaven	L, 10-4
Alabama State	W, 15-6
Alabama State (DH)	W, 9-6
Alabama State (DH)	W, 10-5
Grambling State (DH)	W, 13-0
Grambling State (DH)	W, 9-6
Lipscomb	L, 13-2
Lipscomb (DH)	L, 3-1
Lipscomb (DH)	W, 4-3
Tougaloo	W, 7-6
Tougaloo	W, 15-3
Miss. Valley State (DH)	L, 6-4
Miss. Valley State (DH)	L, 10-6
Miss. Valley State	L, 15-10
Southern	W, 8-4
Jackson State (DH)	W, 9-0
Jackson State (DH)	L, 18-16
Jackson State	W, 15-4
Southeastern Louisiana	L, 3-2
Alabama A&M (DH)	L, 4-0
Alabama A&M (DH)	W, 4-1
Alabama A&M	W, 10-2
Southern	L, 5-4
Alabama State (DH)	L, 8-7
Alabama State (DH)	W, 5-1
Alabama State	L, 13-8
Belhaven	L, 11-4
Miss. Valley State (DH)	W, 2-1
Miss. Valley State (DH)	W, 4-2
Miss. Valley State	L, 4-2
Jackson State (DH)	W, 8-6
Jackson State (DH)	W, 10-5
Jackson State	L, 13-8
Alabama A&M	W, 5-3
Alabama A&M	W, 6-2
Alabama A&M	W, 4-0
<u>SWAC Tournament</u>	
Southern	L, 2-1
Arkansas-Pine Bluff	W, 9-2
Southern	L, 11-3

2008 (Willie E. "Rat" McGowan)

29-16 Overall, 15-9 SWAC

Texas Southern	W, 9-5
Texas Southern (DH)	W, 6-5
Texas Southern (DH)	L, 3-2
Tougaloo (DH)	W, 10-0
Tougaloo (DH)	W, 9-7
Alabama A&M (DH)	W, 14-4
Alabama A&M (DH)	W, 11-10
Alabama A&M	W, 16-10
Alabama State (DH)	W, 14-5
Alabama State (DH)	W, 14-5
Alabama State	W, 12-8
Southern	W, 16-12
Jarvis Christian (DH)	W, 12-8
Jarvis Christian (DH)	W, 6-3
Jarvis Christian (DH)	W, 7-6
Jarvis Christian (DH)	W, 11-5
Miss. Valley State (DH)	L, 14-3
Miss. Valley State (DH)	W, 4-3
Miss. Valley State	L, 12-6
Southern	L, 13-9
Jackson State (DH)	W, 6-1
Jackson State (DH)	L, 4-3
Jackson State	L, 5-3
Rust College	W, 17-1
Alabama State	W, 15-6
Alabama State (DH)	L, 11-7
Alabama State (DH)	W, 15-10
Arkansas	L, 9-1
Southeastern Louisiana	L, 14-4
Miss. Valley State (DH)	W, 5-4
Miss. Valley State (DH)	L, 8-3
Miss. Valley State	L, 12-8
Arkansas-Pine Bluff (DH)	W, 5-4
Arkansas-Pine Bluff (DH)	W, 13-12
Jackson State (DH)	W, 10-7
Jackson State (DH)	W, 7-3
Jackson State	L, 20-7
Southeastern La.	L, 12-10
Grambling State	W, 13-10
Alabama A&M (DH)	L, 7-5
Alabama A&M (DH)	W, 7-5
Alabama A&M	W, 15-14
<u>SWAC Tournament</u>	
Prairie View A&M	L, 15-5
Alabama State	W, 15-4
Prairie View A&M	L, 12-1

2009 (Willie E. "Rat" McGowan)

29-19 Overall, 12-9 SWAC

Jarvis Christian	W, 7-3
LeMoyne-Owen	W, 24-1
Concordia (Ala.)	W, 11-0
Jarvis Christian	L, 9-5
LeMoyne-Owen	W, 19-0
Jackson State (DH)	W, 12-5
Jackson State (DH)	L, 10-3
Jackson State	L, 29-6
Rust College (DH)	W, 7-2
Rust College (DH)	W, 15-6
Alabama A&M (DH)	L, 4-2
Alabama A&M (DH)	L, 6-4
Alabama A&M	L, 11-8
Tougaloo (DH)	W, 9-4
Tougaloo (DH)	W, 5-1
Southern (DH)	W, 7-6
Southern (DH)	L, 10-1
Tougaloo (DH)	W, 15-7
Tougaloo (DH)	W, 15-7
Miss. Valley State (DH)	W, 6-5
Miss. Valley State (DH)	W, 5-2
Miss. Valley State	L, 12-7
Jackson State (DH)	W, 7-5
Jackson State (DH)	L, 3-1
Jackson State	L, 14-6
Southeastern Louisiana	L, 7-3
Alabama A&M (DH)	W, 9-4
Alabama A&M (DH)	W, 10-5
Alabama A&M	L, 17-11
Southern (DH)	L, 9-8
Southern (DH)	L, 9-1
Alabama State (DH)	W, 15-1
Alabama State (DH)	W, 10-1
Alabama State	W, 9-4
Concordia (Ala.) (DH)	W, 19-0
Concordia (Ala.) (DH)	W, 9-1
Arkansas-Little Rock (DH)	L, 19-9
Arkansas-Little Rock (DH)	L, 12-6
Miss. Valley State	W, 7-6
Southeastern Louisiana	L, 12-4
Alabama State (DH)	W, 12-4
Alabama State (DH)	W, 4-0
<u>SWAC Tournament</u>	
Arkansas-Pine Bluff	L, 6-5
Miss. Valley State	W, 8-7
Arkansas-Pine Bluff	W, 3-1
Texas Southern	W, 7-1
Texas Southern	W, 7-6
Southern	L, 12-10

BASEBALL

YEAR-BY-YEAR SCHEDULES

2010 (Barret Rey)

27-28 Overall, 15-8 SWAC

Louisiana Tech	W, 1-0
Louisiana Tech (DH)	L, 14-6
Louisiana Tech (DH)	L, 12-2
Northwestern State	L, 16-1
Jarvis Christian	W, 18-4
Concordia (Ala.)	W, 23-4
Arkansas-Monticello (DH)	W, 10-3
Arkansas-Monticello (DH)	L, 15-7
North Florida	L, 10-9
James Madison	L, 8-7
North Florida	L, 10-6
UL-Lafayette	L, 18-1
UL-Lafayette	L, 11-0
Jackson State (DH)	L, 7-4
Jackson State (DH)	W, 12-6
Jackson State	W, 11-10
Alabama A&M (DH)	W, 6-5
Alabama A&M (DH)	W, 19-9
Alabama A&M	W, 20-2
Tougaloo (DH)	W, 16-4
Tougaloo (DH)	W, 18-8
Alabama State (DH)	W, 4-1
Alabama State (DH)	W, 18-2
Alabama State	L, 10-6
Prairie View A&M (DH)	L, 7-6
Prairie View A&M (DH)	L, 12-8
Prairie View A&M	W, 6-5
LSU	L, 17-5
Miss. Valley State (DH)	L, 12-1
Miss. Valley State (DH)	W, 13-0
Miss. Valley State	L, 6-4
Southeastern Louisiana	L, 17-3
Tougaloo (DH)	W, 15-4
Tougaloo (DH)	W, 15-8
Jackson State	L, 11-6
Jackson State (DH)	W, 7-6
Jackson State (DH)	L, 6-3
Mississippi State	L, 27-4
Alabama A&M (DH)	W, 12-1
Alabama A&M (DH)	W, 6-0
Grambling State	L, 24-10
Alabama State (DH)	W, 8-7
Alabama State (DH)	W, 7-1
Alabama State	W, 19-11
Georgia Southern (DH)	L, 10-7
Georgia Southern (DH)	L, 11-8
Georgia Southern	L, 5-3
Miss. Valley State	W, 8-6
Miss. Valley State (DH)	L, 4-1
Miss. Valley State (DH)	L, 8-4
Southern	L, 23-11

SWAC Tournament

Southern	W, 12-0
Arkansas-Pine Bluff	W, 7-6
Southern	W, 8-7
Grambling State	L, 15-2

2011 (Barret Rey)

27-30 Overall, 19-4 SWAC

Alabama	L, 11-0
Alabama	L, 5-1
Alabama	L, 8-1
Southern Mississippi	L, 11-5
Illinois-Springfield (DH)	L, 19-15
Illinois-Springfield (DH)	W, 9-7
Illinois-Springfield	W, 16-1
Mississippi State	L, 8-1
Miss. Valley State (DH)	W, 6-3
Miss. Valley State (DH)	L, 6-4
Jackson State	W, 5-4
Jackson State (DH)	L, 7-5
Jackson State (DH)	L, 13-1
UL-Lafayette	L, 12-3
Tulane	L, 12-0
Alabama A&M (DH)	W, 8-4
Alabama A&M (DH)	W, 20-0
Alabama A&M	W, 14-4
Louisiana Tech	L, 4-1
Alabama State (DH)	W, 6-0
Alabama State (DH)	W, 6-5
Alabama State	W, 4-1
Nicholls State	L, 14-1
Memphis	L, 17-3
Memphis	L, 15-5
Memphis	L, 13-5
Wichita State	L, 14-11
Wichita State	L, 20-4
Miss. Valley State (DH)	W, 6-2
Miss. Valley State (DH)	L, 8-5
Miss. Valley State	W, 10-9
LSU	L, 7-1
Jackson State	W, 4-1
Jackson State (DH)	W, 6-2
Jackson State (DH)	W, 6-5
Southern	W, 6-2
Alabama A&M (DH)	W, 21-3
Alabama A&M (DH)	W, 9-6
Alabama A&M	W, 11-4
Alabama State (DH)	W, 16-11
Alabama State (DH)	W, 17-6
Alabama State	W, 5-1
Arizona	L, 10-2
Arizona	L, 8-2
Arizona	L, 15-2

Dallas Baptist	L, 4-3
Dallas Baptist (DH)	L, 16-0
Dallas Baptist (DH)	L, 12-0
Dallas Baptist	L, 7-3

SWAC Tournament

Texas Southern	W, 6-5
Grambling State	W, 20-5
Texas Southern	W, 13-0
Southern	W, 12-6

Bethune-Cookman	L, 3-1
Bethune-Cookman	W, 4-3

NCAA Tournament

Rice	L, 14-2
California	L, 10-6

2012 (Barret Rey)

18-37 Overall, 12-10 SWAC

Air Force	W, 7-5
LSU	L, 19-0
Air Force	L, 5-3
Auburn	L, 2-0
Auburn	L, 7-1
UL-Lafayette	L, 6-4
Nicholls State	L, 9-2
Oral Roberts	L, 11-1
Oral Roberts	L, 11-5
Oral Roberts	L, 12-1
Southeastern Louisiana	L, 12-1
Miss. Valley State (DH)	L, 10-9
Miss. Valley State (DH)	W, 9-6
Miss. Valley State	W, 6-5
Georgia	L, 8-5
Georgia	L, 23-6
Jackson State	L, 7-3
Jackson State (DH)	L, 8-6
Jackson State (DH)	L, 7-2
Wichita State	L, 12-4
Alabama A&M (DH)	W, 14-1
Alabama A&M (DH)	W, 9-7
Alabama A&M	W, 6-3
Mississippi State	L, 6-2
Southeastern Louisiana	L, 12-3
Alabama State (DH)	W, 7-4
Alabama State (DH)	L, 3-2
Alabama State	L, 11-7
Tulane	L, 10-3
Southern Mississippi	L, 9-7
Southern Mississippi	L, 13-1
Southern Mississippi	L, 17-3
LSU	L, 7-2
Tulane	L, 14-1
Miss. Valley State (DH)	W, 5-4
Miss. Valley State (DH)	L, 9-4

BASEBALL

YEAR-BY-YEAR SCHEDULES

Miss. Valley State	W, 12-7
Nicholls State	L, 17-4
Grambling State	W, 9-7
Jackson State (DH)	L, 6-2
Jackson State (DH)	W, 5-4
Jackson State	L, 11-5
Grambling State	W, 9-4
Alabama A&M (DH)	W, 9-0
Alabama A&M (DH)	W, 8-2
Alabama A&M	W, 7-6
Alabama State (DH)	W, 10-2
Alabama State (DH)	W, 4-3
Alabama State	L, 13-12
Oklahoma State	L, 3-2
Oklahoma State	L, 11-2
Oklahoma State	L, 12-2
<u>SWAC Tournament</u>	
Grambling State	W, 6-2
Miss. Valley State	L, 7-6
Southern	L, 8-6

2013 (Barret Rey)

16-41 Overall, 14-10 SWAC

Wake Forest	L, 3-0
Wake Forest	L, 17-2
UL-Monroe	L, 12-0
UL-Monroe	L, 7-3
Oklahoma State (DH)	L, 11-3
Oklahoma State (DH)	L, 8-1
Missouri State	L, 8-1
Eastern Illinois	L, 2-0
Southern Mississippi	L, 7-2
Alabama State (DH)	W, 7-6
Alabama State (DH)	W, 7-4
Alabama State	L, 14-5
South Dakota State	L, 18-4
South Dakota State	L, 10-2
Tennessee	L, 16-0
Tennessee	L, 13-6
Tennessee	L, 12-4
New Orleans	L, 6-5
New Orleans	L, 7-5
Miss. Valley State (DH)	L, 11-10
Miss. Valley State (DH)	W, 10-0
Miss. Valley State	W, 2-1
Mississippi State	L, 7-6
Louisiana Tech	L, 9-1
Jackson State	W, 6-4
Jackson State (DH)	L, 15-9
Jackson State (DH)	L, 12-3
Arkansas-Pine Bluff	L, 10-3
Alabama A&M (DH)	W, 11-5
Alabama A&M (DH)	L, 10-6

Alabama A&M	W, 7-2
LSU	L, 7-3
Alabama State (DH)	L, 5-2
Alabama State (DH)	W, 3-2
Alabama State	W, 9-7
Alabama	L, 3-2
Alabama	L, 7-3
South Florida	L, 15-7
South Florida	L, 3-2
South Florida	L, 12-0
Miss. Valley State (DH)	W, 5-3
Miss. Valley State (DH)	W, 9-1
Miss. Valley State	W, 8-3
Arkansas-Pine Bluff	L, 13-1
Jackson State	L, 5-2
Jackson State (DH)	L, 6-5
Jackson State (DH)	L, 5-2
Alabama A&M (DH)	L, 15-13
Alabama A&M (DH)	W, 7-6
Alabama A&M	W, 8-7
Grambling State	W, 16-14
Indiana State	L, 5-4
Indiana State	L, 14-2
Indiana State	L, 10-1
<u>SWAC Tournament</u>	
Arkansas-Pine Bluff	W, 11-8
Jackson State	L, 11-2
Texas Southern	L, 7-4



BARRET REY

2014 (Barret Rey)

11-42 Overall, 10-12 SWAC

Bradley	L, 9-4
Bradley	L, 13-4
Bradley	L, 12-4
Oklahoma State	L, 17-4
Oklahoma State	L, 16-1

Arizona	L, 6-0
Arizona	L, 20-1
Arizona	L, 11-1
Southern Mississippi	L, 8-4
Alabama A&M (DH)	W, 3-2
Alabama A&M (DH)	L, 8-7
Alabama A&M	L, 5-4
LSU-Shreveport	L, 4-3
Alabama State (DH)	L, 7-5
Alabama State (DH)	L, 7-4
Alabama State	L, 12-2
Missouri (DH)	L, 11-5
Missouri (DH)	L, 5-0
Wofford	L, 7-4
Wofford (DH)	L, 9-4
Wofford (DH)	L, 12-2
Alabama	L, 17-3
Alabama	L, 12-0
Miss. Valley State (DH)	W, 5-3
Miss. Valley State (DH)	L, 8-6
Miss. Valley State	W, 10-8
New Orleans	L, 6-3
New Orleans	L, 10-5
Jackson State	W, 4-3
Jackson State (DH)	L, 12-9
Jackson State (DH)	W, 7-6
Southeastern Louisiana	L, 20-4
Alabama A&M (DH)	L, 18-14
Alabama A&M (DH)	L, 9-2
LSU-Shreveport	L, 7-3
Alabama State (DH)	W, 6-3
Alabama State (DH)	L, 11-3
Alabama State	L, 12-1
Mississippi State	L, 16-2
Memphis	L, 8-1
Memphis	L, 6-4
Memphis	L, 13-3
Arkansas-Pine Bluff	L, 7-3
Miss. Valley State (DH)	W, 9-5
Miss. Valley State (DH)	W, 6-3
LSU	L, 9-7
Arkansas-Pine Bluff	L, 17-3
Jackson State	L, 9-3
Jackson State (DH)	W, 10-2
Jackson State (DH)	W, 2-1
<u>SWAC Tournament</u>	
Texas Southern	W, 5-4
Alabama State	L, 6-2
Grambling State	L, 13-2

BASEBALL

YEAR-BY-YEAR SCHEDULES

2015 (Barret Rey)

16-40 Overall, 6-17 SWAC

Savannah State (DH)	L, 10-5
Savannah State (DH)	L, 11-1
Savannah State	W, 9-4
SE Missouri State	L, 13-6
New Orleans	L, 5-0
Grambling State	W, 15-10
Southern	W, 11-9
Mississippi State	L, 10-2
Jackson State (DH)	W, 9-8
Jackson State (DH)	L, 21-3
Southeastern Louisiana	L, 13-3
Alabama A&M (DH)	L, 10-8
Alabama A&M (DH)	L, 15-5
Alabama A&M	W, 6-5
Oklahoma State	L, 13-0
Oklahoma State	L, 21-0
Alabama State (DH)	L, 4-1
Alabama State (DH)	L, 8-0
Alabama State	L, 12-1
LSU-Shreveport	L, 10-2
Memphis	L, 6-1
Memphis (DH)	L, 14-3
Memphis (DH)	L, 17-7
Memphis	L, 3-1
Tougaloo (DH)	W, 8-7
Tougaloo (DH)	W, 7-3
Miss. Valley State (DH)	L, 5-3
Miss. Valley State (DH)	W, 10-8
Miss. Valley State	L, 18-8
Nicholls State	L, 14-3
Jackson State (DH)	L, 17-12
Jackson State (DH)	L, 17-16
Jackson State (DH)	L, 4-2
Jackson State (DH)	L, 10-7
Tougaloo (DH)	W, 9-0
Tougaloo (DH)	L, 6-4
Alabama A&M (DH)	L, 10-0
Alabama A&M (DH)	L, 12-2
Alabama A&M	W, 15-12
Alabama State	L, 9-4
Alabama State (DH)	L, 15-2
Alabama State (DH)	L, 14-9
Oklahoma	L, 9-4
Oklahoma	L, 8-0
Prairie View A&M (DH)	W, 7-2
Prairie View A&M (DH)	L, 9-8
Prairie View A&M	L, 10-7
LSU	L, 6-1
Miss. Valley State (DH)	W, 12-9
Miss. Valley State (DH)	W, 18-7
Miss. Valley State	W, 13-3

Grambling State	W, 14-5
Arkansas-Pine Bluff	L, 3-2
<i>SWAC Tournament</i>	
Texas Southern	L, 5-2
Alabama A&M	W, 13-3
Texas Southern	L, 10-0

2016 (Bretton Richardson)

16-36 Overall, 10-13 SWAC

New Orleans	L, 12-3
Prairie View A&M	L, 11-10
Southern	W, 6-2
SE Missouri State	L, 17-4
Southeastern Louisiana	L, 15-3
Austin Peay State	L, 12-0
Missouri State	L, 13-1
UConn	L, 11-3
Mississippi State	L, 14-0
Grambling State	L, 12-3
Miss. Valley State	L, 5-1
Miss. Valley State	W, 10-3
Miss. Valley State	L, 6-5
Sacred Heart	L, 16-3
Louisiana Tech	L, 15-4
Alabama A&M	L, 12-2
Alabama A&M	W, 15-13
Alabama A&M	W, 16-4
Alabama State	L, 10-0
Alabama State (DH)	L, 10-0
Alabama State (DH)	L, 8-1
Southeastern Louisiana	L, 21-0
Tougaloo (DH)	W, 4-1
Tougaloo (DH)	W, 4-0
Alabama (DH)	L, 8-5
Alabama (DH)	L, 8-0
Miss. Valley State	W, 11-4
Miss. Valley State	W, 12-4
Miss. Valley State	W, 9-2
Tougaloo	W, 18-2
Jackson State	W, 3-2
Jackson State (DH)	W, 9-6
Jackson State (DH)	L, 11-5
Jackson State	L, 5-1
Arkansas-Pine Bluff	L, 7-3
Alabama A&M	W, 6-4
Alabama A&M	L, 8-3
Alabama A&M	L, 13-3
Grambling State	W, 11-8
Alabama State	L, 7-3
Alabama State	L, 16-1
Alabama State	L, 10-4
Jackson State	W, 5-4
Jackson State	L, 11-6

Virginia Tech (DH)	L, 9-2
Virginia Tech (DH)	L, 9-4
Virginia Tech	L, 23-7
Nicholls State	L, 6-4
Arkansas-Pine Bluff	L, 15-6
<i>SWAC Tournament</i>	
Grambling State	W, 8-7
Alabama State	L, 16-3
Southern	L, 11-10



**BRETTON
RICHARDSON**

2017 (Bretton Richardson)

12-33 Overall, 7-17 SWAC

Grambling State	L, 4-1
Prairie View A&M	W, 11-3
Southern	W, 6-5
Murray State	L, 11-8
Butler	L, 3-2
Butler (DH)	W, 13-8
Butler (DH)	L, 5-0
Butler	W, 5-1
New Orleans	L, 10-0
New Orleans	L, 14-0
New Orleans	L, 7-6
Miss. Valley State	L, 5-1
Miss. Valley State	W, 3-2
Miss. Valley State	W, 4-3
Arkansas	L, 3-2
Arkansas	L, 11-3
Jackson State	W, 5-4
Jackson State	L, 16-4
Jackson State	L, 11-6
Alabama A&M	L, 4-0
Alabama A&M	L, 7-0
Alabama A&M	L, 13-10
Nicholls State	L, 13-5
Nicholls State	L, 7-6

BASEBALL

YEAR-BY-YEAR SCHEDULES

Alabama State	L, 10-0
Alabama State	L, 9-4
Alabama State	L, 6-4
Memphis	L, 18-7
Miss. Valley State	W, 11-3
Miss. Valley State	L, 5-3
Miss. Valley State	W, 13-0
Alabama	L, 18-1
Jackson State	L, 13-2
Jackson State	W, 9-6
Jackson State	L, 9-4
Southeastern Louisiana	L, 21-3
Alabama A&M	L, 8-6
Alabama A&M	L, 12-1
Alabama A&M	W, 12-1
Alabama State	L, 8-3
Alabama State	L, 12-3
Alabama State	L, 10-2
<i>SWAC Tournament</i>	
Grambling State	W, 7-6
Alabama State	L, 6-1
Prairie View A&M	L, 4-3

2018 (Bretton Richardson)
13-39 Overall, 7-17 SWAC

Arkansas-Pine Bluff	W, 5-4
Prairie View A&M	W, 8-4
Grambling State	L, 6-5
Southeastern Louisiana	L, 7-1
Florida A&M	W, 8-5
Florida A&M (DH)	L, 21-4
Florida A&M (DH)	L, 11-3
Florida A&M	W, 7-2
Southern	L, 6-1
Alabama State	L, 5-0
Alabama State	L, 6-1
Alabama State	L, 12-0
Tougaloo	W, 10-6
Grambling State	L, 12-5
Grambling State	L, 8-7
Miss. Valley State (DH)	L, 6-5
Miss. Valley State (DH)	W, 10-2
Miss. Valley State	L, 9-5
Mississippi State	L, 17-1
Tougaloo	L, 9-1
Jackson State	L, 17-10
Jackson State	L, 9-2
Jackson State	L, 13-8
Alabama A&M (DH)	W, 15-4
Alabama A&M (DH)	L, 11-1
Alabama A&M	W, 5-4
Southeastern Louisiana	L, 9-1
Alabama State	L, 6-5

Alabama State	L, 16-3
Alabama State	L, 17-5
Nicholls State	L, 13-6
Nicholls State	L, 18-0
Seattle	L, 13-0
Seattle	L, 13-6
Seattle	L, 11-1
Alabama	L, 3-0
Miss. Valley State	W, 11-4
Miss. Valley State	L, 5-0
Miss. Valley State	W, 11-10
Grambling State	L, 15-2
Jackson State	W, 10-3
Jackson State	L, 7-3
Jackson State	L, 7-4
Alabama A&M	W, 4-3
Alabama A&M	L, 8-4
Alabama A&M	L, 12-7
Mercer	L, 17-3
Mercer	L, 10-3
Mercer	L, 19-1
<i>SWAC Tournament</i>	
Texas Southern	L, 10-3
Arkansas-Pine Bluff	W, 14-13
Jackson State	L, 4-3

2019 (Bretton Richardson)
14-31 Overall, 7-16 SWAC

Prairie View A&M	L, 10-3
Arkansas Pine-Bluff	W, 10-9
Southern	L, 12-9
Nicholls	L, 25-5
Florida A&M	W, 5-4
Florida A&M	L, 11-7
Florida A&M	W, 8-7
Florida A&M	L, 8-7
McNeese State	L, 8-1
Alabama A&M	L, 11-2
Alabama A&M	L, 7-5
Alabama A&M	W, 4-1
Alabama State	L, 10-5
Alabama State	L, 10-6
Nicholls	L, 10-1
Prairie View A&M	W, 11-9
Prairie View A&M	W, 12-1
Prairie View A&M	L, 12-6
Southeastern Louisiana	L, 13-3
Mississippi Valley State	L, 15-5
Mississippi Valley State	L, 9-2
Mississippi Valley State	L, 14-2
Grambling State	L, 8-7
Jackson State	L, 9-4
Jackson State	W, 18-4

Jackson State	L, 13-1
Tougaloo	W, 6-4
Alabama A&M	W, 10-9
Alabama A&M	W, 8-4
Alabama State	L, 14-6
Alabama State	L, 21-2
Alabama State	L, 13-1
Alabama State	L, 15-23
Southern	L, 11-1
Tougaloo	W, 12-4
Grambling State	L, 14-7
Mississippi Valley State	L, 3-2
Mississippi Valley State	W, 7-6
Mississippi Valley State	14-12
UL-Monroe	L, 11-4
Jackson State	L, 13-6
Jackson State	L, 16-8
Jackson State	W, 5-2
<i>SWAC Tournament</i>	
Grambling State	L, 14-4
Prairie View A&M	L, 4-1



2020 (Bretton Richardson)
5-7 Overall, 3-3 SWAC


Prairie View A&M	W, 11-5
Southern	L, 8-3
Arkansas-Pine Bluff	W, 13-7
#15 Ole Miss	L, 9-8
#4 Mississippi State	L, 8-4
Jackson State	L, 6-4
Jackson State	L, 4-2
Jackson State	L, 10-6
New Orleans	L, 11-0
Alabama A&M	W, 5-4
Alabama A&M	W, 1-0
Alabama A&M	W, 11-10

*Season cut short due to COVID-19

BASEBALL


ALL-TIME SERIES HISTORY (SINCE 1979)

Air Force.....	1-1	LeMoyn-Owen.....	2-0
Alabama.....	0-19	Lipscomb.....	1-2
Alabama A&M.....	98-42	Little Rock.....	2-9
Alabama State.....	133-114-1	Louisiana College.....	4-0
Albany State.....	2-0	Louisiana-Lafayette.....	0-9
Arizona.....	0-6	Louisiana-Monroe.....	0-6
Arkansas.....	0-3	Louisiana Tech.....	1-6
Arkansas-Monticello.....	1-1	Loyola-New Orleans.....	11-10
Arkansas-Pine Bluff.....	38-20	LSU.....	0-7
Arkansas State.....	0-2	LSU-Shreveport.....	0-3
Auburn.....	0-2	Maryville.....	2-0
Austin Peay.....	0-1	McNeese State.....	0-1
Belhaven.....	3-10	Memphis.....	0-11
Bethune-Cookman.....	1-1	Mercer.....	0-3
Bradley.....	0-3	Millsaps.....	2-0
Buffalo.....	1-0	Mississippi College.....	5-13
Butler.....	2-2	Mississippi Gulf Coast CC.....	1-1
California.....	0-1	Mississippi State.....	0-17
Centenary (La.).....	0-5	Mississippi Valley State.....	161-89-1
Christian Brothers.....	1-1	Missouri.....	0-2
Concordia (Ala.).....	4-0	Missouri State.....	0-2
Connecticut.....	0-1	Murray State.....	0-1
Dallas Baptist.....	0-4	New Orleans.....	0-11
Delta State.....	2-2	Nicholls.....	0-26
Eastern Illinois.....	0-1	North Florida.....	0-2
Florida A&M.....	4-5	Northwestern State.....	0-1
Georgia.....	0-2	Oklahoma.....	0-2
Georgia Southern.....	0-3	Oklahoma State.....	0-9
Grambling State.....	37-47	Ole Miss.....	0-1
Illinois-Springfield.....	2-1	Oral Roberts.....	0-3
Indiana State.....	0-3	Paul Quinn.....	2-0
Jackson State.....	101-161-1	Prairie View A&M.....	10-13
James Madison.....	0-1	Rice.....	0-1
Jarvis Christian.....	6-1	Rust College.....	13-2




**STEVE
BROWN**


Sacred Heart.....	0-1
Savannah State.....	1-2
Seattle.....	0-3
South Dakota State.....	0-2
Southeastern Louisiana.....	0-26-1
Southeast Missouri State.....	0-2
Southern.....	28-69-2
Southern Arkansas.....	2-0
Southern Miss.....	1-16
South Florida (USF).....	0-3
Tennessee.....	0-3
Texas College.....	2-0
Texas Southern.....	35-30-1
Tougaloo.....	28-4
Tulane.....	0-3
Virginia Tech.....	0-3
Wake Forest.....	0-2
Wichita State.....	0-3
Wiley College.....	7-1
William Carey.....	5-7
Wofford.....	0-3



**GARLAND
GOODWIN**



**BOBBY
HILL**



**JIMMIE
GILES**



SOFTBALL



SOFTBALL

YEAR-BY-YEAR RECORDS

Year	Coach	Record	SWAC
1997#	Louis "Butch" Jones	22-17	18-0
1998	Louis "Butch" Jones	17-17	17-17
1999	Louis "Butch" Jones	7-25	7-25
2000	Louis "Butch" Jones	10-23	10-23
2001	Louis "Butch" Jones	1-31	1-31
2002	Millicent Van Norden	6-29	6-27
2003	Millicent Van Norden	2-24	2-24
2004	Millicent Van Norden	13-23	11-16
2005	Telma O'Neal-Hall	19-19	16-12
2006	Kevin Montgomery	20-29	16-10
2007	Kevin Montgomery	14-38	9-13
2008	Kevin Montgomery	25-31	12-8
2009	Kevin Montgomery	22-24	9-9
2010^	Kevin Montgomery	24-28	12-7
2011	Kevin Montgomery	17-33	6-11
2012	Kevin Montgomery	8-38	2-14
2013	Jessica Harris	12-39	5-12
2014*	Priscilla Arzaga	8-39	5-12
2015	Josef Rankin	2-31	0-14
2016	Josef Rankin	18-28	11-6
2017%	Josef Rankin	16-31	13-5
2018%	Josef Rankin	14-35	11-7
2019	Josef Rankin	14-24	9-9
2020?	Josef Rankin	5-21	0-0

denotes SWAC Champions

^ denotes SWAC Tournament champions

% denotes SWAC East Division champions

* wins vacated by NCAA in 2014

? denotes season cut short due to COVID-19 in 2020

ALL-TIME COACHES BY WINS

Rank	Coach	Record	SWAC
1.	Kevin Montgomery	130-221	66-72
2.	Louis "Butch" Jones	57-113	53-96
3.	Josef Rankin	69-170	44-41
4.	Millicent Van Norden	21-76	19-67
5.	Telma O'Neal-Hall	19-19	16-12
5.	Jessica Harris	12-39	5-12
7.	Priscilla Arzaga	8-39	5-12

Alcorn's All-Time Record 316-677 208-312

1997 SWAC Champions

2010 SWAC Tournament Champions

2017 & 2018 SWAC East Division Champions

TEAM SEASON RECORDS

Hitting

Games Played	56 (2008)
At Bats	1403 (2008)
Runs Scored	437 (1998)!
Hits	422 (1997)
Batting Average	.440 (1997)!!
Doubles	77 (1997)
Triples	26 (1997)
Home Runs	43 (1997)!!!
Total Bases	695 (1997)
Slugging Percentage	.699 (1997)!!!!
RBI	358 (1997)
Stolen Bases	275 (1998)!!!!
Walks	262 (1998)

! led the nation in runs per game (12.85), second-highest all-time in NCAA single-season history

!! highest batting average all-time in NCAA single-season history... Alcorn was 437-for-994 at the plate... Alcorn led the country in batting average in back-to-back years with .440 in 1997 and .407 in 1998

!!! led the nation in home runs per game with 1.10

!!!! highest slugging percentage all-time in NCAA single-season history... Alcorn tallied 695 total bases in 994 at-bats

!!!! Alcorn's 8.09 stolen bases per game are the most all-time in NCAA single-season history

Pitching

Innings Pitched	340.1 (2008)
Fewest Hits	235 (2003)
Fewest Runs	176 (2005)
Fewest Earned Runs	138 (2019)
Strikeouts	242 (2016)
Fewest Walks	67 (2010)
ERA	3.21 (2009)
Shutouts	8 (2010)

Fielding

Put Outs	887 (2013)
Fewest Errors	67 (2015)
Fielding Percentage	.940 (2017)
Double Plays	21 (2013)

Miscellaneous

Most Runs Scored in a Game	37 (vs. Rust, 2008)
Most Lopsided Win	35 (37-2 vs. Rust, 2008)
Longest Winning-Streak	10 (1997)
Highest Home Attendance	299 (vs. Arkansas, 2008)

SOFTBALL

CAREER RECORDS

HITS (100+ Club)

1. Taylor Hughes (2015-2018).....	188
2. Amber Steeves (2005-08).....	151
3. Koteria Harris (1997-99).....	150
4. Alexandria Harris (2012-15).....	142
5. Melissa Mason (2004-07).....	130
6. Becky Mason (2005-08).....	128
7. Adriana Gutierrez (2014-17).....	125
8. Michelle Obront (2004-07).....	121
t9. Brittane Crayton (2009-12).....	119
t9. Victoria Tyler (2016-2019).....	119
11. Sametria Collins (2015-17).....	117
12. Yolanda Ellis (2003-06).....	115
13. Adrianna Harrington (2008-10).....	108
14. Tonya Nelms (2004-07).....	103

RUNS SCORED

1. Koteria Harris (1997-99).....	119
2. Kimberly Ducre (1997-99).....	109
3. Taylor Hughes (2015-2018).....	97
t4. Melissa Mason (2004-07).....	88
t4. Adriana Gutierrez (2014-17).....	88
6. Amber Steeves (2005-08).....	84
7. Bianca Armstrong (2009-12).....	81
8. Sametria Collins (2015-17).....	78
9. Alexandria Harris (2012-15).....	75
t10. Lesley Hill (1997-98).....	71
t10. Latosha Hunter (2000-03).....	71

DOUBLES

1. Taylor Hughes (2015-2018).....	35
2. Alexandria Harris (2012-15).....	33
3. Melissa Mason (2004-07).....	30
4. Amari Ramsey (2018-2020).....	28
5. Adrianna Harrington (2008-10).....	27
t6. Jasmine Hall (2008-11).....	26
t6. Bianca Armstrong (2009-12).....	26
8. Koteria Harris (1997-99).....	24
9. Victoria Tyler (2016-2019).....	23
10. Yolanda Ellis (2003-06).....	21

TRIPLES

1. Tonya Nelms (2004-07).....	14
2. Koteria Harris (1997-99).....	10
t3. Yolanda Ellis (2003-06).....	9
t3. Michelle Obront (2004-07).....	9
t5. Amber Steeves (2005-08).....	8
t5. Christine Garcia (2009-10).....	8
t7. Shauna Steward (1999-00).....	7
t7. Melissa Mason (2004-07).....	7
t7. Brittane Crayton (2009-12).....	7
t7. Jasmine Hubbard (2010-11).....	7

HOME RUNS

1. Alexandria Harris (2012-15).....	15
2. Koteria Harris (1997-99).....	14
3. Kimberly Ducre (1997-99).....	13
4. Amari Ramsey (2018-20).....	11
t5. Dominique Leach (1997-98).....	10
t5. Krista Mueller (2005-06).....	10
t5. Jasmine Hubbard (2010-11).....	10
t5. Jessica Crum (2017).....	10
9. Adrianna Harrington (2008-10).....	9
t10. Tazzie Johnson (1997-98).....	8
t10. Tonya Nelms (2004-07).....	8
t10. Bianca Armstrong (2009-12).....	8

RBI

1. Koteria Harris (1997-99).....	135
2. Taylor Hughes (2015-2018).....	108
3. Kimberly Ducre (1997-99).....	95
4. Dominique Leach (1997-98).....	86
5. Alexandria Harris (2012-15).....	81
6. Victoria Tyler (2016-2019).....	78
7. Adrianna Harrington (2008-10).....	76
8. Becky Mason (2005-08).....	69
9. Bianca Armstrong (2009-12).....	65
10. Jasmine Ellis (2008-11).....	64



Taylor Hughes
 SWAC Player of the Year
 Two-Time SWAC Hitter of the Year
 Three-Time All-Conference First-Team

SOFTBALL

CAREER RECORDS

STOLEN BASES

1. Dava Rossum (1998-99).....	63
2. Kimberly Ducre (1997-99).....	60
3. Lesley Hill (1997-98).....	57
4. Napua Gouveia (2008-09).....	55
5. Koteria Harris (1997-99).....	54
6. Jasmine Hubbard (2010-11).....	47
7. Bianca Armstrong (2009-12).....	44
8. Dominique Leach (1997-98).....	43
9. Marie Hart (1999-00).....	42
t10. Latosha Hunter (2000-03).....	40
t10. Brittane Crayton (2009-12).....	40

WALKS

1. Bianca Armstrong (2009-12).....	74
2. Taylor Hughes (2015-2018).....	73
t3. Latosha Hunter (2000-03).....	68
t3. Amber Steeves (2005-08).....	68
5. Latiaya Henderson (2001-04).....	60
6. Ashley Hill (1997-98).....	54
7. Napua Gouveia (2008-09).....	48
8. Shawanda Herring (1998-00).....	46
9. Christine Garcia (2009-10).....	43
10. Jasmine Hubbard (2010-11).....	42

PITCHING GAMES STARTED

1. Gloria Brock (1997-99).....	80
2. Jazmin Castillo (2014-17).....	71
3. Cami Banks (2003-06).....	63
4. Deanna Rancilio (2010-13).....	62
5. Ambria Dorsey (2017-20).....	49
6. Kasey Duncan (2010-13).....	46
7. Elise Powell (2008-09).....	45
8. Jennie Hatch (2009-10).....	42
9. Krista Mueller (2005-06).....	40
10. Geneva Lloyd (1999-01).....	36

COMPLETE GAMES

1. Gloria Brock (1997-99).....	72
2. Cami Banks (2003-06).....	47
3. Deanna Rancilio (2010-13).....	43
4. Krista Mueller (2005-06).....	41
5. Geneva Lloyd (1999-02).....	36
6. Elise Powell (2008-09).....	35
7. Jazmin Castillo (2014-17).....	34
8. Shawnae Wiley (2000).....	30
9. Jennie Hatch (2009-10).....	29
10. Ashley Breal (2016).....	26

WINS

1. Gloria Brock (1997-99).....	40
2. Deanna Rancilio (2010-13).....	26
t3. Krista Mueller (2005-06).....	25

t3. Elise Powell (2008-09).....	25
5. Cami Banks (2003-06).....	19
6. Jennie Hatch (2009-10).....	16
7. Ashley Breal (2016).....	15
t8. Jazmin Castillo (2014-17).....	13
t8. Paige Taylor (2018-19).....	13
10. Ambria Dorsey (2017-20).....	11

INNINGS PITCHED

1. Gloria Brock (1997-99).....	433.2
2. Deanna Rancilio (2010-13).....	409.2
3. Jazmin Castillo (2014-17).....	381.0
4. Cami Banks (2003-06).....	377.1
5. Krista Mueller (2005-06).....	352.0
6. Elise Powell (2008-09).....	308.0
7. Ambria Dorsey (2017-20).....	295.2
8. Jennie Hatch (2009-10).....	276.2
9. Kasey Duncan (2010-13).....	214.2
10. Shawnae Wiley (2000).....	188.2

SHUTOUTS

1. Deanna Rancilio (2010-13).....	8
2. Krista Mueller (2005-06).....	7
3. Elise Powell (2008-09).....	5
t4. Jennie Hatch (2009-10).....	4
t4. Paige Taylor (2018-19).....	4
6. Gloria Brock (1997-99).....	3

STRIKEOUTS

1. Krista Mueller (2005-06).....	263
2. Elise Powell (2008-09).....	232
3. Ashley Breal (2016).....	191
4. Ambria Dorsey (2017-20).....	174
5. Jazmin Castillo (2014-17).....	169
6. Jennie Hatch (2009-10).....	156
7. Deanna Rancilio (2010-13).....	136
8. Shawnae Wiley (2000).....	134
9. Michelle Lewis (2008-09).....	118
10. Cami Banks (2003-06).....	108



SOFTBALL

SEASON RECORDS

HITS

1. Koteria Harris (1997)	65
2. Taylor Hughes (2017)	59
3. Koteria Harris (1998)	52
4. Krista Mueller (2006)	51
t5. Natacha Fullilove (1997)	50
t5. Laravia Jennings (1997)	50
t5. Jessica Crum (2017)	50
t8. Christine Garcia (2009)	49
t8. Alexandria Harris (2013)	49
t8. Taylor Hughes (2016)	49
t8. Sametria Collins (2017)	49

RUNS SCORED

1. Koteria Harris (1997)	56
2. Joyce Davis (1997)	55
3. Natacha Fullilove (1997)	54
t4. Lesley Hill (1998)	52
t4. Antionette Purvis (1998)	52
t4. Kimberly Ducre (1998)	52
7. Dominique Leach (1998)	47
8. Laravia Jennings (1997)	46
9. Kimberly Ducre (1997)	44
10. Jasmine Hubbard (2010)	42

BATTING AVERAGE (min. 50 AB)

1. Kimberly Ducre (1997)539!!
2. Koteria Harris (1997)537!!
3. Lesley Hill (1998)518
4. Koteria Harris (1998)491
5. Natacha Fullilove (1997)481
6. Tazzie Johnson (1998)475
7. Dominique Leach (1997)471
8. Laravia Jennings (1997)435
9. Antionette Purvis (1998)430
10. Joyce Davis (1997)425

!! Ducre's .539 & Harris' .537 are eighth and ninth all-time in single-season history in the NCAA record book... Ducre's .539 average and .989 slugging percentage both led the nation in 1997

DOUBLES

1. Taylor Hughes (2017)	17
2. Melissa Mason (2006)	15
3. Jessica Crum (2017)	14
t4. Koteria Harris (1997)	13
t4. Hanako Kilburn (2008)	13
t6. Melinda Mason (2007)	12
t6. Napua Gouveia (2008)	12
t6. Adrianna Harrington (2009)	12
t6. Jasmine Hubbard (2010)	12
t6. Amari Ramsey (2018)	12

TRIPLES (5+)

t1. Ton Thompson (2003)	7!!
t1. Tonya Nelms (2004)	7
3. Koteria Harris (1997)	6
4. Christine Garcia (2010)	5

!! led the nation in triples per game with 0.28

HOME RUNS

t1. Alexandria Harris (2014)	10
t1. Jessica Crum (2017)	10
3. Kimberly Ducre (1997)	9
4. Koteria Harris (1997)	8
5. Dominique Leach (1998)	7
t6. Koteria Harris (1998)	6
t6. Krista Mueller (2006)	6
t6. Jasmine Hubbard (2010)	6
t6. Amari Ramsey (2018)	6
t10. [Six Tied]	5

RBI

1. Koteria Harris (1998)	55!!
t2. Kimberly Ducre (1997)	54
t2. Koteria Harris (1997)	54
4. Dominique Leach (1998)	52
5. Jessica Crum (2017)	50
6. Alexandria Harris (2014)	46
7. Hanako Kilburn (2008)	41
8. Joyce Davis (1997)	39
t9. Antionette Purvis (1998)	37
t9. Taylor Hughes (2017)	37

!! led the nation in RBI's per game with 1.67

STOLEN BASES

1. Lesley Hill (1998)	40
2. Antionette Purvis (1998)	39
3. Marie Hart (2000)	37
4. Dava Rossum (1999)	36
5. Dominique Leach (1998)	33
t6. Tazzie Johnson (1998)	32
t6. Napua Gouveia (2009)	32
t6. Jasmine Hubbard (2010)	32
9. Natacha Fullilove (1997)	29
10. Kimberly Ducre (1998)	27

WALKS

1. Dominique Leach (1998)	34!!
2. Antionette Purvis (1998)	33
t3. Lesley Hill (1998)	32
t3. Bianca Armstrong (2011)	32
t5. Shawanda Herring (1998)	27
t5. Amber Steeves (2008)	27

SOFTBALL

SEASON RECORDS

- 7. Napua Gouveia (2009) 26
- t8. [Five Tied] 25

!! led the nation in walks per game with 1.03

PITCHING GAMES STARTED

- 1. Gloria Brock (1998) 33
- t2. Shawnae Wiley (2000)..... 30
- t2. Krista Mueller (2006) 30
- t2. Jazmin Castillo (2014) 30
- t5. Gloria Brock (1997)..... 28
- t5. Ashley Breal (2016) 28
- t7. Cami Banks (2004)..... 27
- t7. Corina Pendleton (2007)..... 27
- t7. Jennie Hatch (2010)..... 27
- 10. Elise Powell (2008)..... 26

COMPLETE GAMES

- t1. Gloria Brock (1998)..... 30
- t1. Shawnae Wiley (2000)..... 30
- 3. Cami Banks (2004) 27
- 4. Ashley Breal (2016) 26
- t5. Gloria Brock (1997)..... 25
- t5. Krista Mueller (2006) 25
- t7. Corina Pendleton (2007)..... 22
- t7. Elise Powell (2008) 22
- 9. Tynetta Smith (2007)..... 21
- 10. Jennie Hatch (2010)..... 19

WINS

- 1. Gloria Brock (1997) 18
- 2. Gloria Brock (1998) 17
- t3. Krista Mueller (2006) 15
- t3. Ashley Breal (2016) 15
- 5. Elise Powell (2008) 14
- 6. Elise Powell (2009) 11
- t7. Shawnae Wiley (2000)..... 10
- t7. Cami Banks (2004)..... 10
- t7. Krista Mueller (2005) 10
- t7. Jennie Hatch (2010)..... 10
- t7. Deanna Rancilio (2011) 10
- t7. Paige Taylor (2019) 10

INNINGS PITCHED

- 1. Krista Mueller (2006)..... 219.0
- 2. Shawnae Wiley (2000) 188.2
- 3. Ashley Breal (2016) 188.0
- 4. Elise Powell (2008) 183.1
- 5. Jennie Hatch (2010) 176.2
- 6. Cami Banks (2004) 175.0
- 7. Jazmin Castillo (2014)..... 168.1
- 8. Gloria Brock (1998) 167.2
- 9. Corina Pendleton (2007) 167.1

- 10. Tynetta Sims (2007) 155.1

SHUTOUTS

- 1. Krista Mueller (2006)..... 4
- t2. Krista Mueller (2005) 3
- t2. Elise Powell (2008) 3
- t2. Paige Taylor (2019)..... 3

STRIKEOUTS

- 1. Ashley Breal (2016)..... 191
- 2. Elise Powell (2008) 152
- 3. Krista Mueller (2006)..... 151
- 4. Krista Mueller (2005)..... 112
- 5. Jennie Hatch (2010) 110
- 6. Corina Pendleton (2007) 90
- 7. Ambria Dorsey (2019) 86
- 8. Elise Powell (2009) 80
- 9. Michelle Lewis (2008) 75
- 10. Tynetta Sims (2007) 72



Ashley "Paige"
Breal

EARNED RUN AVERAGE (min. 50.0 IP)

- 1. Elise Powell (2009)2.30
- 2. Krista Mueller (2005).....2.95
- 3. Michelle Lewis (2009)3.00
- 4. Deanna Rancilio (2010).....3.07
- 5. Elise Powell (2008)3.09
- 6. Paige Taylor (2019)3.12
- 7. Krista Mueller (2006).....3.32
- 8. Jennie Hatch (2010)3.68
- 9. Robin Harrison (2017)3.78
- 10. Ashley Breal (2016)3.98

SOFTBALL

YEAR-BY-YEAR LEADERS

HITS

1997, Koteria Harris.....	65
1998, Koteria Harris.....	52
1999, Koteria Harris.....	33
2000, Shauna Steward.....	33
2001, Teneka Ridgeway.....	23
2002, Bobbie Mullins.....	20
2003, LeKiesha Dunnell.....	31
2004, Michelle Obront.....	40
2005, Yolanda Ellis.....	40
2006, Krista Mueller.....	51
2007, Amber Steeves.....	41
2008, Napua Gouveia/Amber Steeves.....	43
2009, Christine Garcia.....	49
2010, Jasmine Hubbard.....	48
2011, Jasmine Hubbard.....	39
2012, Brittanee Crayton.....	32
2013, Alexandria Harris.....	49
2014, Alexandria Harris.....	45
2015, Taylor Hughes.....	34
2016, Taylor Hughes.....	49
2017, Taylor Hughes.....	59
2018, Amari Ramsey.....	48
2019, Simone McKinney.....	37
2020, Simone McKinney.....	26

RUNS SCORED

1997, Koteria Harris.....	56
1998, Lesley Hill.....	52
1999, Dava Rossum.....	29
2000, Marie Hart.....	32
2001, Latosha Hunter.....	23
2002, Latosha Hunter.....	24
2003, LeKiesha Dunnell.....	15
2004, Yolanda Ellis.....	27
2005, Becky Mason.....	23
2006, Amber Steeves.....	34
2007, Melissa Mason.....	26
2008, Napua Gouveia.....	40
2009, Christine Garcia.....	31
2010, Jasmine Hubbard.....	42
2011, Shawna Bruton.....	28
2012, Chqueta Givens.....	16
2013, Alexandria Harris/Chqueta Givens.....	26
2014, Adriana Gutierrez.....	32
2015, Alexandria Harris.....	20
2016, Sametria Collins.....	30
2017, Taylor Hughes.....	38
2018, Amari Ramsey.....	37
2019, Brittney Triplett.....	24
2020, Simone McKinney.....	15

BATTING AVERAGE (min. 50 AB)

1997, Kimberly Ducre.....	.539 (led the nation)
1998, Lesley Hill.....	.518

1999, Koteria Harris.....	.335
2000, Shauna Steward.....	.363
2001, Teneka Ridgeway.....	.284
2002, Crystal Christian.....	.267
2003, LeKiesha Dunnell.....	.413
2004, Michelle Obront.....	.339
2005, Yolanda Ellis.....	.364
2006, Amber Steeves.....	.348
2007, Amber Steeves.....	.325
2008, Amber Steeves.....	.326
2009, Christine Garcia.....	.374
2010, Jasmine Hubbard.....	.338
2011, Brittanee Crayton.....	.347
2012, Alexandria Harris.....	.252
2013, Alexandria Harris.....	.333
2014, Alexandria Harris.....	.352
2015, Taylor Hughes.....	.420
2016, Taylor Hughes.....	.383
2017, Taylor Hughes.....	.404
2018, Taylor Hughes.....	.357
2019, Simone McKinney.....	.322
2020, Simone McKinney.....	.333

DOUBLES

1997, Koteria Harris.....	13
1998, Lesley Hill.....	9
1999, Gloria Brock.....	4
2000, Teneka Ridgeway.....	11
2001, Teneka Ridgeway.....	4
2002, Latiaya Henderson.....	3
2003, Yolanda Ellis.....	6
2004, Alexzandria Adversalo.....	6
2005, Yolanda Ellis.....	7
2006, Melissa Mason.....	15
2007, Melissa Mason.....	12
2008, Hanako Kilburn.....	13
2009, Adrianna Herrington.....	12
2010, Jasmine Hall.....	12
2011, Jasmine Hall.....	9
2012, Alexandria Harris.....	8
2013, Alexandria Harris.....	9
2014, Alexandria Harris.....	10
2015, Alexandria Harris.....	9
2016, Taylor Hughes/Vanessa Sanders.....	8
2017, Taylor Hughes.....	16
2018, Amari Ramsey.....	12
2019, Amari Ramsey/Brooke Roach.....	8
2020, Amari Ramsey.....	8

TRIPLES

1997, Koteria Harris.....	6
1998, Antionette Purvis.....	4
1999, Shauna Steward/Kim Ducre.....	3
2000, Shauna Steward.....	4
2001, Teneka Rideway.....	2

SOFTBALL

YEAR-BY-YEAR LEADERS

2002, Bobbie Mullins/Latiaya Henderson.....	1	2004, Brandi Blume.....	19
2003, Ton Thompson.....	7	2005, Becky Mason.....	20
2004, Tonya Nelms.....	7	2006, Krista Mueller.....	34
2005, [Three Tied].....	4	2007, Amber Steeves.....	23
2006, Amber Steeves.....	3	2008, Hanako Kilburn.....	41
2007, Michelle Obront.....	4	2009, Adrianna Harrington.....	24
2008, Amber Steeves.....	4	2010, Jasmine Hubbard.....	32
2009, Christine Garcia.....	3	2011, Rayanna Davis.....	24
2010, Christine Garcia.....	5	2012, Rayana Davis/Alexandria Harris.....	13
2011, [Three Tied].....	3	2013, Brianna Bishop/Hannah Vasper.....	18
2012, [Four Tied].....	1	2014, Alexandria Harris.....	46
2013, Alexandria Harris/Chqueta Givens.....	4	2015, Taylor Hughes.....	17
2014, [Three Tied].....	1	2016, Taylor Hughes.....	28
2015, Taylor Hughes.....	4	2017, Jessica Crum.....	50
2016, Alop Shamberlynn/Adriana Gutierrez.....	2	2018, Victoria Tyler.....	30
2017, Mariah Ortiz.....	4	2019, Amari Ramsey.....	21
2018, Amari Ramsey.....	3	2020, Amari Ramsey.....	15
2019, Amari Ramsey.....	3		
2020, Desirea Lindsey/Kelsey Lockridge.....	2		

HOME RUNS

1997, Kimberly Ducre.....	9
1998, Dominique Leach.....	7
1999, Shauna Steward.....	3
2000, Shauna Steward.....	3
2001, N/A.....	0
2002, April Johnson.....	1
2003, Ton Thompson.....	3
2004, [Four Tied].....	1
2005, Krista Mueller.....	4
2006, Krista Mueller.....	6
2007, Tonya Nelms.....	5
2008, Adrianna Harrington.....	3
2009, Bianca Armstrong.....	5
2010, Jasmine Hubbard.....	6
2011, Jasmine Hubbard.....	4
2012, [Three Tied].....	1
2013, Chamara Moore.....	5
2014, Alexandria Harris.....	10
2015, Alexandria Harris.....	4
2016, Vanessa Sanders.....	5
2017, Jessica Crum.....	10
2018, Amari Ramsey.....	6
2019, Amari Ramsey.....	3
2020, Amari Ramsey.....	2

RBI

1997, Kimberly Ducre/Koteria Harris.....	54
1998, Koteria Harris.....	55
1999, Koteria Harris.....	26
2000, Shauna Steward.....	24
2001, Teneka Ridgeway.....	24
2002, Bobbie Mullins.....	11
2003, LeKiesha Dunnell.....	16

STOLEN BASES

1997, Natacha Fullilove.....	29
1998, Lesley Hill.....	40
1999, Dava Rossum.....	36
2000, Marie Hart.....	37
2001, Latosha Hunter.....	7
2002, Latosha Hunter.....	18
2003, Latiaya Henderson.....	6
2004, Michelle Obront.....	11
2005, Michelle Obront.....	10
2006, Amber Steeves.....	13
2007, Tonya Nelms.....	10
2008, Napua Gouveia.....	23
2009, Napua Gouveia.....	32
2010, Jasmine Hubbard.....	32
2011, Jasmine Hubbard.....	15
2012, Chqueta Givens.....	16
2013, Chqueta Givens.....	21
2014, Adriana Gutierrez.....	22
2015, Sametria Collins.....	9
2016, Sametria Collins.....	5
2017, Sametria Collins.....	16
2018, Amari Ramsey.....	15
2019, Brittney Triplett.....	14
2020, Simone McKinney.....	5

WALKS

1997, Joyce Davis/Laravia Jennings.....	25
1998, Dominique Leach.....	34
1999, Dava Rossum/Jocelyn Frost.....	17
2000, Latosha Hunter.....	25
2001, Crystal Christian.....	24
2002, Latosha Hunter.....	23
2003, Latoya Bowen.....	10
2004, Alexandria Adversalo.....	16
2005, Yolanda Ellis.....	16
2006, Krista Mueller.....	17

SOFTBALL

YEAR-BY-YEAR LEADERS

2007, Amber Steeves	21
2008, Amber Steeves	27
2009, Napua Gouveia.....	26
2010, Christine Garcia/Bianca Armstrong	22
2011, Bianca Armstrong.....	32
2012, Bianca Armstrong/Sylvia Archuleta.....	11
2013, Brianna Bishop/Chqueta Givens.....	17
2014, Adriana Gutierrez	17
2015, Taylor Hughes	15
2016, Taylor Hughes	14
2017, Jessica Crum.....	25
2018, Taylor Hughes	25
2019, Brittney Triplett/Victoria Tyler	16
2020, Brittney Triplett	8

INNINGS PITCHED

1997, Gloria Brock	139.1
1998, Gloria Brock	167.2
1999, Gloria Brock	126.2
2000, Shawnae Wiley	188.2
2001, Geneva Lloyd	94.1
2002, April Johnson	89.2
2003, Cami Banks.....	98.2
2004, Cami Banks.....	175.0
2005, Krista Mueller	133.0
2006, Krista Mueller	219.0
2007, Corina Pendleton.....	167.1
2008, Elise Powell	183.1
2009, Elise Powell	124.2
2010, Jennie Hatch.....	176.2
2011, Deanna Rancilio	125.2
2012, Deanna Rancilio	70.2
2013, Deanna Rancilio	135.2
2014, Jazmin Castillo.....	168.1
2015, Jazmin Castillo.....	102.2
2016, Ashley Breal	188.0
2017, Robin Harrison.....	103.2
2018, Robin Harrison.....	80.1
2019, Ambria Dorsey.....	120.2
2020, Ambria Dorsey.....	56.1

WINS

1997, Gloria Brock	18
1998, Gloria Brock	17
1999, Gloria Brock	5
2000, Shawnae Wiley	10
2001, Geneva Lloyd	1
2002, April Johnson	3
2003, Cami Banks.....	2
2004, Cami Banks.....	10
2005, Krista Mueller	10
2006, Krista Mueller	15
2007, Corina Pendleton.....	8
2008, Elise Powell	14
2009, Elise Powell	11

2010, Jennie Hatch.....	10
2011, Deanna Rancilio	10
2012, Deanna Rancilio	3
2013, Deanna Rancilio	6
2014, Jazmin Castillo.....	6
2015, Jazmin Castillo.....	2
2016, Ashley Breal	15
2017, Robin Harrison.....	6
2018, [Four Tied]	3
2019, Paige Taylor.....	10
2020, Ambria Dorsey/Brenn Ursin.....	2

GAMES STARTED

1997, Gloria Brock	28
1998, Gloria Brock	33
1999, Gloria Brock	19
2000, Shawnae Wiley	30
2001, Geneva Lloyd	18
2002, April Johnson	17
2003, Cami Banks.....	18
2004, Cami Banks.....	27
2005, Krista Mueller	20
2006, Krista Mueller	30
2007, Corina Pendleton.....	27
2008, Elise Powell	26
2009, Elise Powell	19
2010, Jennie Hatch.....	27
2011, Kasey Duncan	20
2012, Kasey Duncan	14
2013, Deanna Rancilio	23
2014, Jazmin Castillo.....	30
2015, Jazmin Castillo.....	16
2016, Ashley Breal	28
2017, [Three tied]	13
2018, Paige Taylor.....	13
2019, Paige Taylor.....	19
2020, Ambria Dorsey.....	11

COMPLETE GAMES

1997, Gloria Brock	25
1998, Gloria Brock	30
1999, Gloria Brock	17
2000, Shawnae Wiley	30
2001, Geneva Lloyd	18
2002, April Johnson	16
2003, Cami Banks.....	14
2004, Cami Banks.....	27
2005, Krista Mueller	16
2006, Krista Mueller	25
2007, Corina Pendleton.....	21
2008, Elise Powell	22
2009, Elise Powell	13
2010, Jennie Hatch.....	19
2011, Deanna Rancilio	13
2012, Deanna Rancilio	8

SOFTBALL

YEAR-BY-YEAR LEADERS

2013, Deanna Rancilio	14
2014, Jazmin Castillo	15
2015, Jazmin Castillo	11
2016, Ashley Breal	26
2017, Robin Harrison.....	10
2018, Paige Taylor.....	5
2019, Paige Taylor.....	12
2020, Ambria Dorsey/Brenn Ursin.....	3

2015, Jazmin Castillo.....	7.30
2016, Ashley Breal	3.98
2017, Robin Harrison.....	3.78
2018, Paige Taylor.....	5.31
2019, Paige Taylor.....	3.12
2020, Ambria Dorsey.....	4.85

STRIKEOUTS

1997, Gloria Brock	29
1998, Gloria Brock	35
1999, Gloria Brock	26
2000, Shawnae Wiley	70
2001, Geneva Lloyd	34
2002, April Johnson	26
2003, Cami Banks.....	26
2004, Cami Banks	56
2005, Krista Mueller	112
2006, Krista Mueller	151
2007, Corina Pendleton.....	90
2008, Elise Powell	152
2009, Elise Powell	80
2010, Jennie Hatch.....	110
2011, Melissa Rubio	30
2012, Deanna Rancilio	27
2013, Deanna Rancilio	51
2014, Jazmin Castillo.....	52
2015, Jazmin Castillo.....	60
2016, Ashley Breal	191
2017, Robin Harrison.....	55
2018, Robin Harrison.....	48
2019, Ambria Dorsey.....	86
2020, Ambria Sorsey.....	32

EARNED RUN AVERAGE (min. 50 IP)

1997, Gloria Brock	9.37
1998, Gloria Brock	13.91
1999, Gloria Brock	12.72
2000, Shawnae Wiley	4.97
2001, Geneva Lloyd	19.94
2002, April Johnson	15.70
2003, Cami Banks.....	7.66
2004, Cami Banks.....	5.80
2005, Krista Mueller	2.95
2006, Krista Mueller	3.32
2007, Corina Pendleton.....	4.27
2008, Elise Powell	3.09
2009, Elise Powell	2.30
2010, Jennie Hatch.....	3.68
2011, Deanna Rancilio	4.56
2012, Kasey Duncan	5.17
2013, Deanna Rancilio	5.73
2014, Jazmin Castillo.....	8.61



SOFTBALL

YEAR-BY-YEAR SCHEDULES

~ 1997 ~

Louis "Butch" Jones
22-17 Overall, 18-0 SWAC
SWAC Champions

at Southern L, 12-2
 at Southern L, 19-3
 vs. Nicholls State L, 11-2
 vs. Centenary L, 24-0
 vs. UT-Martin L, 5-2
 vs. Nicholls State L, 7-0
 vs. Delta State L, 9-1
 vs. Christian Brothers W, 9-1
 vs. Christian Brothers L, 11-8
 at Southern L, 19-10
 Grambling State L, 19-5
 Grambling State W, 8-4
 Jackson State W, 16-0
 Jackson State W, 14-6
 Nicholls State L, 14-1
 Nicholls State L, 24-0
 at Alabama State W, 23-6
 vs. MVSU W, 13-5
 at Alabama State W, 14-1
 at Alabama State W, 18-6
 MVSU W, 29-5
 MVSU W, 23-13
 Arkansas-Monticello L, 22-2
 Arkansas-Monticello L, 9-2
 Southern W, 15-7
 Southern W, 15-14
 Southern L, 16-7
 Alabama State W, 27-6
 Alabama State W, 14-6
 Alabama State W, 11-3
 at MVSU W, 15-2
 at MVSU W, 15-2
 at MVSU W, 16-8
 Jackson State W, 21-1
 Jackson State W, 21-0
 Jackson State W, 18-5
 Jackson State W, 20-6
 vs. Tulsa L, 13-2
 vs. Mississippi State L, 18-0

~ 1998 ~

Louis "Butch" Jones
17-17 Overall, 17-17 SWAC

at Southern L, 15-7
 at Southern L, 12-1
 MVSU L, 16-13
 MVSU W, 15-8
 MVSU W, 12-4
 MVSU L, 20-15
 Alabama State W, 17-15

Alabama State L, 15-10
 Alabama State L, 17-7
 Alabama State L, 16-8
 at Jackson State W, 15-7
 at Jackson State W, 17-14
 UAPB W, 24-10
 UAPB W, 9-6
 UAPB W, 7-6
 UAPB W, 6-1
 UAPB W, 23-13
 UAPB L, 12-10
 UAPB W, 21-2
 UAPB W, 22-3
 UAPB W, 20-3
 UAPB W, 21-7
 at MVSU L, 17-15
 at MVSU L, 24-20
 at MVSU W, 20-10
 at MVSU L, 27-9
 Jackson State L, 10-6
 Jackson State W, 9-1
 Jackson State L, 11-10
 Jackson State W, 13-9
 at Alabama State L, 13-12
 at Alabama State L, 13-5
 at Alabama State L, 13-10
 at Alabama State L, 17-8

~ 1999 ~

Louis "Butch" Jones
7-25 Overall, 7-25 SWAC

at Grambling State L, 25-2
 at Grambling State L, 23-10
 at Alabama A&M L, 14-2
 at Alabama A&M L, 7-6
 at Alabama A&M L, 18-6
 at Alabama A&M W, 13-2
 at MVSU L, 8-4
 at MVSU L, 17-0
 at Jackson State W, 1-0
 at Jackson State L, 12-2
 Jackson State W, 13-9
 Jackson State L, 14-6
 Alabama State L, 8-6
 Alabama State L, 15-6
 Alabama State L, 11-3
 Alabama State L, 8-0
 Jackson State W, 6-5
 Jackson State W, 16-8
 Grambling State L, 16-0
 Grambling State L, 9-5
 MVSU W, 16-2
 MVSU L, 14-3
 MVSU L, 16-13

MVSU W, 7-6
 at Alabama State L, 8-5
 at Alabama State L, 9-1
 at Alabama State L, 12-4
 at Alabama State L, 17-1
 Alabama A&M L, 17-14
 Alabama A&M L, 11-2
 Alabama A&M L, 10-2
 Alabama A&M L, 14-1

~ 2000 ~

Louis "Butch" Jones
10-23 Overall, 10-23 SWAC

Southern W, 5-4
 Alabama A&M L, 17-8
 Alabama A&M L, 12-2
 Alabama A&M L, 14-3
 Alabama A&M L, 11-2
 Alabama State L, 11-2
 Alabama State L, 10-1
 Alabama State L, 6-3
 Alabama State L, 12-2
 MVSU W, 10-6
 MVSU W, 16-4
 MVSU W, 15-14
 MVSU W, 15-7
 at Alabama State L, 13-5
 at Alabama State L, 6-1
 at Alabama State L, 13-3
 at Alabama State L, 5-2
 Jackson State L, 9-4
 Jackson State L, 11-5
 Jackson State L, 8-2
 Jackson State L, 11-4
 at Alabama A&M L, 9-8
 at Alabama A&M L, 8-0
 at Alabama A&M L, 13-4
 at Alabama A&M L, 11-4
 at Jackson State L, 2-1
 at Jackson State L, 10-2
 at Jackson State W, 7-5
 at Jackson State L, 6-5
 at MVSU W, 11-8
 at MVSU W, 6-2
 at MVSU W, 9-8
 at MVSU W, 14-6

~ 2001 ~

Louis "Butch" Jones
1-31 Overall, 1-31 SWAC

at Alabama A&M L, 29-1
 at Alabama A&M L, 9-1
 at Alabama A&M L, 19-1
 at Alabama A&M L, 17-2

SOFTBALL

YEAR-BY-YEAR SCHEDULES

at MVSU	L, 18-10	at Alabama A&M	L, 14-0	at William Carey	W, 4-2
at MVSU	L, 14-6	at Alabama A&M	L, 14-0	at Grambling State	W, 8-5
at MVSU	L, 14-6	at Alabama A&M	L, 19-0	at Grambling State	W, 15-4
at MVSU	W, 25-14	at Alabama A&M	L, 17-1	at MVSU	L, 13-4
Alabama State	L, 19-2	at Alabama A&M	L, 14-1	at MVSU	L, 17-2
Alabama State	L, 12-3	Alabama State	L, 11-2	at MVSU	L, 5-10
Alabama State	L, 16-1	Alabama State	L, 2-0	at MVSU	L, 19-2
Alabama State	L, 18-2	Alabama State	L, 11-1	UAPB	W, 6-3
Jackson State	L, 17-4	Alabama State	L, 15-4	UAPB	W, 10-5
Jackson State	L, 23-2	at Jackson State	L, 9-0	UAPB	L, 6-2
Jackson State	L, 18-0	at MVSU	W, 18-7	UAPB	W, 7-4
Jackson State	L, 13-4	at MVSU	L, 11-7	at Jackson State	W, 14-11
MVSU	L, 20-12	at MVSU	W, 6-3	at Jackson State	W, 10-2
MVSU	L, 32-10			at Jackson State	W, 16-12
MVSU	L, 8-7	~ 2003 ~		at Jackson State	L, 20-12
MVSU	L, 28-20	Millicent Van Norden		Alabama A&M	W, 5-2
Alabama A&M	L, 15-0	2-24 Overall, 2-24 SWAC		Alabama A&M	L, 5-1
Alabama A&M	L, 17-7	MVSU	L, 5-0	Alabama A&M	L, 5-1
Alabama A&M	L, 15-0	MVSU	L, 10-1	Alabama A&M	L, 6-3
Alabama A&M	L, 20-3	MVSU	L, 9-6	Southern	L, 4-2
at Alabama State	L, 13-0	MVSU	L, 11-3	Texas College	L, 8-3
at Alabama State	L, 10-1	at Alabama State	L, 8-0	Alabama State	L, 9-5
at Alabama State	L, 15-7	at Alabama State	L, 8-0	Alabama State	L, 18-3
at Alabama State	L, 18-4	at Alabama State	L, 11-3	Alabama State	L, 9-0
at Jackson State	L, 12-3	at Alabama State	L, 6-1	Alabama State	L, 6-1
at Jackson State	L, 23-5	Jackson State	W, 8-7	at Texas College	W, 9-4
at Jackson State	L, 11-2	Jackson State	L, 5-4	at Texas Southern	L, 8-0
at Jackson State	L, 11-3	Jackson State	L, 8-7	at Texas Southern	L, 11-2
		Jackson State	L, 10-1	at Texas Southern	L, 14-7
		Prairie View A&M	L, 11-3		
		Prairie View A&M	L, 13-0	~ 2005 ~	
		Prairie View A&M	L, 13-1	Telma O'Neal-Hall	
		Prairie View A&M	L, 17-0	19-19 Overall, 16-12 SWAC	
at Jackson State	L, 24-0	at Alabama A&M	L, 5-4	vs. Samford	L, 5-1
at Jackson State	L, 21-0	at Alabama A&M	L, 10-2	vs. MVSU	L, 8-2
at Jackson State	L, 12-0	at Alabama A&M	L, 8-4	at Southeastern La.	L, 4-0
at Jackson State	L, 14-0	at Alabama A&M	L, 11-10	vs. Jackson State	W, 1-0
at Southeastern La.	L, 14-0	at Alabama A&M	L, 7-2	vs. Grambling State	W, 10-4
at Southeastern La.	L, 17-1	at Grambling State	L, 11-7	at McNeese State	L, 7-1
MVSU	W, 13-12	at Grambling State	W, 14-8	at McNeese State	L, 12-4
MVSU	L, 21-14	at Grambling State	L, 4-2	Jackson State	W, 10-1
MVSU	W, 16-8	at Southern	L, 5-2	Jackson State	L, 6-4
MVSU	W, 18-15	at Southern	L, 6-1	Jackson State	W, 8-0
Alabama A&M	L, 18-2			Jackson State	W, 8-5
Alabama A&M	L, 18-0	~ 2004 ~		Southern	L, 8-1
Alabama A&M	L, 9-3	Millicent Van Norden		Southern	W, 1-0
at Alabama State	L, 8-4	13-23 Overall, 11-16 SWAC		MVSU	L, 12-4
at Alabama State	L, 16-0	Grambling State	W, 7-3	MVSU	L, 3-2
at Alabama State	L, 18-5	Grambling State	W, 5-3	MVSU	W, 4-2
at Alabama State	L, 14-7	vs. Louisiana Tech	L, 8-0	MVSU	L, 6-0
at Grambling State	W, 10-8	at LSU	L, 20-3	Southern	L, 4-3
at Grambling State	L, 9-1	vs. UTSA	L, 5-0	Southern	L, 2-1
Jackson State	L, 16-1	vs. Southern Miss	L, 5-0	at Alabama A&M	L, 6-2
Jackson State	L, 11-1	at William Carey	L, 1-0	at Alabama A&M	L, 15-2
Jackson State	L, 19-3				

SOFTBALL

YEAR-BY-YEAR SCHEDULES

at Alabama A&M	L, 1-0	at MVSU	L, 4-3	at Southern	W, 7-1
at Alabama A&M	W, 8-7	at MVSU	L, 10-0	at Southern	L, 2-1
at Prairie View A&M	W, 8-7	at MVSU	L, 3-2	Texas Southern	L, 8-6
at Prairie View A&M	W, 6-2	at MVSU	L, 7-2	Texas Southern	L, 4-0
at Prairie View A&M	W, 5-3	at UL-Monroe	L, 8-0	Texas Southern	W, 4-0
at Prairie View A&M	L, 8-5	at UL-Monroe	L, 6-0	Jackson State	W, 10-4
Grambling State	W, 9-1	at UAPB	W, 7-2	Jackson State	W, 10-3
Grambling State	W, 7-1	at UAPB	W, 7-1	Jackson State	L, 2-1
Grambling State	W, 9-1	at UAPB	W, 5-4	at South Alabama	L, 7-0
Grambling State	W, 7-3	at UAPB	W, 4-0	at South Alabama	L, 4-0
at Alabama State	W, 13-7	Southern	W, 4-2	MVSU	L, 2-0
at Alabama State	L, 8-6	vs. Texas Southern	L, 2-0	MVSU	W, 8-3
at Alabama State	W, 10-6	vs. Jackson State	W, 6-1	MVSU	L, 2-1
at Alabama State	W, 6-2	vs. Prairie View A&M	W, 12-8	at Memphis	L, 7-0
vs. Texas Southern	W, 8-2	vs. Texas Southern	W, 6-1	at Memphis	L, 11-3
vs. Texas Southern	L, 6-2	vs. MVSU	L, 2-1	at Alabama State	L, 2-1
at MVSU	L, 4-1			at Alabama State	L, 8-5
				at Alabama State	L, 4-2
~ 2006 ~		~ 2007 ~		~ 2008 ~	
Kevin Montgomery		Kevin Montgomery		Kevin Montgomery	
20-29 Overall, 16-10 SWAC		14-38 Overall, 9-13 SWAC		25-31 Overall, 12-8 SWAC	
vs. Southern	L, 4-2	at Louisiana Tech	L, 8-4	at Clark Atlanta	W, 17-0
vs. Jackson State	W, 4-3	at Louisiana Tech	L, 5-1	at Clark Atlanta	W, 9-1
vs. Northern Colorado	L, 10-2	at Louisiana Tech	L, 9-0	vs. N.C. A&T	L, 4-3
at Southeastern La.	L, 14-3	vs. Southern	L, 5-4	vs. South Carolina State	W, 8-3
vs. UT-Martin	L, 6-0	at Nicholls State	L, 11-2	vs. Florida A&M	L, 8-3
vs. UL-Monroe	L, 8-3	vs. Southern	W, 4-3	vs. Hampton	W, 3-1
vs. UL-Monroe	L, 3-1	at Nicholls State	L, 21-4	at Ole Miss	L, 22-3
at Centenary	L, 16-3	UL-Monroe	L, 9-7	at Ole Miss	L, 17-0
vs. Nicholls State	L, 8-1	UL-Monroe	W, 8-2	vs. Grambling State	W, 10-7
vs. Northwestern State	L, 5-3	at Centenary	L, 11-1	vs. MVSU	L, 6-3
vs. SE Missouri State	L, 5-0	at Centenary	L, 3-2	vs. UT-Martin	L, 4-0
vs. Northwestern State	L, 6-2	vs. UL-Lafayette	W, 5-4	vs. Jackson State	L, 4-1
at Mississippi State	L, 9-0	vs. Colgate	L, 6-1	Arkansas	L, 7-4
at Birmingham Southern	L, 3-0	vs. UT-Martin	L, 14-3	vs. Creighton	L, 8-0
vs. Kennesaw State	L, 8-3	vs. UL-Lafayette	L, 8-0	vs. Northern Colorado	L, 6-3
vs. UTEP	L, 15-0	at LSU	L, 14-3	vs. Saint Louis	L, 6-4
vs. Centenary	L, 9-7	at LSU	L, 12-0	Louisiana Tech	W, 3-1
vs. Centenary	L, 5-0	Louisiana Tech	L, 5-3	Louisiana Tech	L, 11-2
Southern	L, 11-1	Louisiana Tech	L, 11-8	Louisiana Tech	L, 10-2
Southern	W, 3-0	vs. Coastal Carolina	W, 5-2	at Southern	L, 11-0
at Southern	W, 3-2	vs. Southern Miss	L, 5-3	at Southern	W, 1-0
at Southern	L, 5-4	vs. Kennesaw State	L, 5-0	Southern	L, 11-2
Alabama A&M	W, 10-3	at Ole Miss	W, 5-4	Southern	L, 11-2
Alabama A&M	W, 8-6	vs. Stephen F. Austin	L, 7-3	Southeastern Louisiana	L, 9-0
Alabama A&M	W, 4-3	at Alabama A&M	L, 5-3	vs. Grambling State	L, 2-0
Alabama A&M	L, 6-4	at Alabama A&M	W, 10-2	vs. Southern	W, 3-2
Grambling State	W, 8-0	at Alabama A&M	W, 8-0	vs. Prairie View A&M	W, 7-1
Grambling State	W, 9-2	Birmingham-Southern	L, 4-0	vs. Arkansas-Pine Bluff	W, 14-2
Grambling State	W, 9-0	Birmingham-Southern	L, 2-0	vs. Texas Southern	W, 6-2
at Jackson State	W, 9-3	Grambling State	W, 9-0	Rust	W, 16-2
at Jackson State	W, 15-3	Grambling State	W, 8-0	Rust	W, 30-0
at Jackson State	W, 9-2	at UL-Monroe	L, 6-5	Rust	W, 37-2
at Jackson State	L, 6-4	at UL-Monroe	L, 7-0	at MVSU	L, 5-0
		at Southern	L, 5-0		

SOFTBALL


YEAR-BY-YEAR SCHEDULES

at MVSU	L, 5-0	at Louisiana Tech	L, 3-0	at MVSU	W, 7-4
at MVSU	W, 4-1	at Louisiana Tech	L, 10-2	at MVSU	L, 5-3
Birmingham-Southern	L, 6-0	at Southeastern Louisiana	L, 5-0	Southern Miss	L, 4-1
Birmingham-Southern	L, 4-0	Lindenwood	W, 3-2	Southeastern Louisiana	L, 8-7
Alabama State	W, 4-2	Lindenwood	W, 10-9	Southeastern Louisiana	L, 7-1
Alabama State	W, 7-0	Jackson State	L, 7-6	at Grambling State	W, 2-1
at Louisiana Tech	L, 9-1	Jackson State	W, 5-3	at Jackson State	W, 3-1
at Louisiana Tech	L, 10-0	Jackson State	L, 7-1	at Jackson State	W, 5-0
at Jackson State	W, 7-5	at Southern Miss	W, 4-1	at Jackson State	L, 4-2
at Jackson State	W, 12-0	at Belhaven	W, 4-3	at Prairie View A&M	W, 9-0
at Jackson State	L, 3-2	at Belhaven	L, 1-0	Alabama State	W, 3-2
Belhaven	W, 3-1	at Alabama State	W, 6-1	Alabama State	L, 6-2
Belhaven	L, 11-0	at Alabama State	L, 4-3	Alabama State	L, 4-2
at Memphis	L, 7-2	at Alabama State	W, 7-3	Grambling State	L, 5-4
at Memphis	L, 10-0	at Alabama A&M	W, 11-0	vs. Texas Southern	W, 3-2
Centenary	L, 3-1	at Alabama A&M	L, 9-1	vs. Jackson State	W, 6-3
Alabama A&M	W, 3-0	at Alabama A&M	W, 12-7	vs. Grambling State	W, 13-1
Alabama A&M	L, 7-5	vs. Grambling State	W, 1-0	vs. Grambling State	W, 11-2
Alabama A&M	W, 2-1	vs. MVSU	L, 3-2	vs. MVSU	W, 6-3
vs. Prairie View A&M	W, 1-0	vs. Grambling State	L, 6-0	at Ole Miss	L, 8-0
vs. Southern	L, 4-2			at Ole Miss	L, 8-0
vs. Prairie View A&M	W, 10-2			vs. Alabama#	L, 9-0
vs. Alabama A&M	W, 5-1			vs. UAB#	L, 10-1
vs. Southern	L, 5-1				
				<i># NCAA Regionals</i>	
				<i>Tuscaloosa, Alabama</i>	
~ 2009 ~		~ 2010 ~		~ 2011 ~	
Kevin Montgomery		Kevin Montgomery		Kevin Montgomery	
22-24 Overall, 9-9 SWAC		24-28 Overall, 12-7 SWAC		17-33 Overall, 6-11 SWAC	
vs. N.C. A&T	L, 4-3	at Emory	W, 6-1	vs. Hampton	W, 14-0
vs. Winston-Salem	W, 7-6	at Emory	L, 2-1	vs. Savannah State	W, 8-4
vs. Howard	L, 4-2	Kentucky State	W, 8-0	vs. South Carolina State	W, 6-1
vs. Morgan State	W, 9-3	Kentucky State	W, 14-1	Kentucky State	W, 8-3
vs. Hampton	L, 2-0	at Southern Miss	L, 8-1	Kentucky State	W, 8-1
at Memphis	L, 6-2	vs. Stephen F. Austin	L, 9-1	at Arkansas-Monticello	L, 1-0
at Memphis	L, 10-2	vs. Louisiana Tech	L, 3-0	at Arkansas-Monticello	L, 5-4
Southeastern Louisiana	L, 6-5	Nicholls State	L, 2-1	at Southeastern Louisiana	L, 5-2
at Kentucky State	W, 8-3	LSU-Alexandria	W, 10-7	at Ole Miss	L, 11-0
Fort Valley State	W, 14-3	Oklahoma City	W, 2-0	at Ole Miss	W, 3-1
Fort Valley State	W, 7-3	Houston-Victoria	L, 6-3	UL-Monroe	L, 5-4
Kentucky State	W, 9-0	at Arkansas-Monticello	L, 3-0	at Texas Tech	W, 4-2
at Ole Miss	L, 6-1	at Arkansas-Monticello	L, 11-3	vs. Evansville	L, 11-2
at Ole Miss	L, 2-0	at Southeastern Louisiana	L, 10-6	at Texas Tech	L, 15-0
vs. Grambling State	L, 3-2	Northwestern State	L, 6-2	vs. Evansville	L, 16-3
vs. Arkansas-Pine Bluff	L, 5-3	Northwestern State	L, 8-4	at Texas Tech	L, 18-0
vs. Prairie View A&M	W, 6-2	Texas Southern	W, 13-6	Southeastern Louisiana	L, 2-1
vs. Texas Southern	W, 1-0	Southern	W, 9-0	Arkansas-Pine Bluff	W, 4-3
vs. Southern	W, 5-0	vs. Arkansas-Pine Bluff	W, 8-7	vs. Prairie View A&M	W, 8-4
vs. Arkansas-Pine Bluff	W, 7-1	Central Arkansas	W, 3-0	vs. Grambling State	W, 1-0
at Arkansas-Monticello	L, 4-0	Central Arkansas	L, 6-2	vs. Texas Southern	L, 10-2
at Mississippi College	W, 3-2	Alabama A&M	W, 9-1	vs. Southern	L, 12-4
at Mississippi College	W, 8-7	Alabama A&M	W, 4-0	Miles College	W, 3-0
MVSU	L, 9-1	Alabama A&M	W, 12-3	Miles College	W, 4-1
MVSU	L, 11-2	Mississippi College	W, 2-0	at Alabama State	L, 16-10
MVSU	L, 4-3	Mississippi College	L, 13-8		
		at Ole Miss	L, 9-1		
		at Ole Miss	L, 9-0		
		at MVSU	L, 12-4		

SOFTBALL

YEAR-BY-YEAR SCHEDULES

at Alabama State	W, 12-1	at Nicholls State	L, 6-1	at Belhaven	L, 2-1
at Alabama State	L, 8-7	vs. South Alabama	L, 8-0	vs. Louisiana Tech	L, 8-2
at Mississippi State	L, 11-2	vs. McNeese State	L, 8-0	vs. Belhaven	L, 2-1
at Mississippi State	L, 10-1	vs. McNeese State	L, 11-0	at Nicholls State	L, 10-8
at Alabama A&M	W, 12-2	at LSU	L, 2-0	vs. Concordia	L, 2-0
at Alabama A&M	L, 6-5	at Belhaven	L, 10-2	vs. Concordia	W, 10-0
at Alabama A&M	W, 10-1	Memphis	W, 3-0	Belhaven	L, 8-1
at Northwestern State	L, 2-0	Memphis	L, 5-1	Talladega College	W, 15-12
at Northwestern State	L, 4-0	at Missouri	L, 14-1	at Talladega College	L, 4-2
MVSU	L, 2-1	vs. Boise State	L, 4-0	Belhaven	L, 3-0
MVSU	L, 4-2	vs. Northern Illinois	L, 11-3	at Arkansas-Pine Bluff	L, 9-1
MVSU	L, 4-1	at Missouri	L, 9-1	vs. Prairie View A&M	L, 7-4
at Central Arkansas	L, 6-0	at Missouri	L, 9-0	vs. Southern	L, 12-4
at Central Arkansas	L, 9-0	at Bethune-Cookman	L, 3-0	vs. Texas Southern	L, 8-0
at Central Baptist	L, 8-0	at Bethune-Cookman	L, 4-2	at Memphis	L, 3-2
at Central Baptist	L, 16-2	vs. Southern	L, 2-1	at Memphis	L, 8-1
at Southern Miss	L, 5-1	vs. Arkansas-Pine Bluff	W, 8-2	LSU-Alexandria	W, 7-5
Jackson State	L, 3-2	vs. Prairie View A&M	L, 2-0	LSU-Alexandria	W, 8-6
Jackson State	L, 1-0	vs. Grambling State	L, 4-3	Talladega College	W, 11-7
Jackson State	L, 9-5	Belhaven	L, 3-0	Talladega College	W, 11-10
at UL-Monroe	L, 6-1	at Jackson State	L, 2-1	Jackson State	L, 20-3
vs. Texas Southern	W, 4-0	at Jackson State	L, 7-4	Jackson State	L, 9-0
vs. Jackson State	W, 5-4	at Jackson State	L, 6-0	Jackson State	L, 4-1
vs. Jackson State	L, 11-8	Alabama State	L, 5-4	at Southeastern Louisiana	L, 10-1
vs. Jackson State	L, 5-4	Alabama State	L, 8-0	at Southeastern Louisiana	L, 10-0



KEVIN MONTGOMERY

~ 2012 ~
Kevin Montgomery
8-38 Overall, 2-14 SWAC

Central Arkansas	L, 12-0
Miles College	W, 3-2
Stillman	L, 6-4
Maryland-Eastern Shore	W, 13-3
Evansville	L, 13-0
Evansville	L, 10-1
Kentucky State	W, 7-0
Kentucky State	W, 1-0

~ 2013 ~
Jessica Harris
12-39 Overall, 5-12 SWAC

vs. Louisiana Tech	L, 8-0
vs. Houston Baptist	L, 9-0
at McNeese State	L, 9-1
at McNeese State	L, 13-0
vs. Louisiana Tech	L, 10-0
Kentucky State	L, 5-4
Kentucky State	W, 7-0
Northwestern State	L, 8-0
Northwestern State	L, 12-1
at Northwestern State	L, 8-0
vs. UL-Monroe	L, 8-0
at Northwestern State	L, 10-3

~ 2014 ~
Priscilla Arzaga
8-39* Overall, 5-12* SWAC

**Wins Vacated by NCAA*

Kentucky State	W, 5-4
LSU-Alexandria	L, 11-2
LSU-Alexandria	L, 10-2
vs. South Dakota	L, 13-0
at UL-Monroe	W, 4-3
vs. South Dakota	L, 11-2
vs. Louisiana Tech	L, 11-2
at UL-Monroe	L, 9-0
at Belhaven	L, 9-1
at Belhaven	L, 9-1

SOFTBALL

YEAR-BY-YEAR SCHEDULES

at Southern Miss	L, 8-0
at Southern Miss	L, 10-0
vs. Spring Hill	L, 9-1
vs. Georgia Gwinnet	L, 10-6
William Carey	L, 12-0
William Carey	L, 15-2
vs. Southern	W, 6-5
vs. Arkansas-Pine Bluff	L, 18-15
vs. Texas Southern	L, 7-4
vs. Prairie View A&M	W, 10-9
vs. Grambling State	L, 10-4
Mobile	L, 6-1
at Southern Miss	L, 13-0
William Carey	L, 10-2
at MVSU	L, 13-4
at MVSU	L, 1-0
at MVSU	L, 12-10
Southeastern Louisiana	W, 3-1
Southeastern Louisiana	L, 5-4
at Lamar	L, 8-2
at Lamar	L, 12-0
at Jackson State	L, 7-6
at Jackson State	L, 8-2
at Jackson State	L, 5-1
at Ole Miss	L, 18-5
at Ole Miss	L, 13-1
at LSU-Alexandria	L, 10-3
Alabama State	W, 5-1
Alabama State	L, 11-6
Alabama State	W, 7-3
at Memphis	L, 9-0
at Memphis	L, 9-0
Alabama A&M	W, 5-0
Alabama A&M	L, 17-12
Alabama A&M	L, 15-10
vs. Texas Southern	L, 10-2
vs. Alabama State	L, 21-1



~ 2015 ~

Josef Rankin

2-31 Overall, 0-14 SWAC

vs. UT Arlington	L, 10-1
at Southeastern Louisiana	L, 10-4
vs. UT Martin	L, 9-0
vs. Nicholls State	L, 6-1
vs. Nebraska-Omaha	L, 9-1
LSU-Alexandria	L, 13-2
LSU-Alexandria	L, 23-2
Kentucky State	W, 8-4
Kentucky State	W, 13-5
at Southern Miss	L, 8-3
at Southern Miss	L, 12-0
vs. Southern	L, 10-6
vs. Grambling State	L, 8-1
vs. Arkansas-Pine Bluff	L, 6-2
vs. Texas Southern	L, 10-2
at Memphis	L, 8-0
at Memphis	L, 10-2
at Alabama A&M	L, 10-2
at Alabama A&M	L, 15-4
at Alabama A&M	L, 4-3
Nicholls State	L, 5-3
Nicholls State	L, 18-5
MVSU	L, 10-0
at Lamar	L, 18-0
at Lamar	L, 13-2
Jackson State	L, 12-0
Jackson State	L, 13-1
Jackson State	L, 14-2
at Ole Miss	L, 18-3
at Ole Miss	L, 17-0
at Alabama State	L, 7-3
at Alabama State	L, 10-0
at Alabama State	L, 12-0

~ 2016 ~

Josef Rankin

18-28 Overall, 11-6 SWAC

Kentucky State	W, 2-1
Kentucky State	W, 7-0
at Northwestern State	L, 18-3
at Northwestern State	L, 8-0
vs. Northern Colorado	W, 7-0
vs. Texas Southern	L, 6-2
at Lamar	L, 7-6
vs. Incarnate Word	L, 7-4
vs. Incarnate Word	L, 1-0
vs. Rutgers	W, 2-1
vs. Rutgers	L, 10-0
at UL-Lafayette	L, 12-0
at UL-Lafayette	L, 9-0
at Southern Miss	L, 8-5
at Southern Miss	L, 11-0
Mississippi College	L, 4-0
Mississippi College	L, 14-3
Southern	W, 12-0
Southern	W, 6-5
Southern	W, 5-1
at Alabama	L, 8-0
at Prairie View A&M	W, 9-2
at Prairie View A&M	L, 9-7
at Prairie View A&M	W, 7-4
at Louisiana Tech	L, 12-0
Alabama State	L, 9-1
Alabama State	L, 7-6
Alabama State	L, 3-1
at Nicholls State	L, 10-4
at Nicholls State	L, 12-1
Alabama A&M	W, 4-3
Alabama A&M	W, 5-2
Alabama A&M	W, 5-4
at MVSU	L, 2-1
at MVSU	W, 9-0
at MVSU	W, 12-8
at Southeastern Louisiana	L, 9-1
at Southeastern Louisiana	L, 6-5
at Jackson State	L, 11-2
at Jackson State	No Contest
at Jackson State	W, 8-6
at Mississippi State	L, 8-0
vs. Prairie View A&M	W, 3-1
vs. Texas Southern	L, 9-1
vs. Alabama A&M	W, 8-1
vs. MVSU	W, 9-4
vs. Texas Southern	L, 11-0



SOFTBALL

YEAR-BY-YEAR SCHEDULES

~ 2017 ~

Josef Rankin

16-41 Overall, 13-5 SWAC

SWAC East Division Champions

Kentucky State	W, 10-2
Kentucky State	W, 13-0
vs. Buffalo	W, 12-3
vs. Morehead State	L, 17-10
vs. Middle Tennessee	L, 10-2
vs. Southeast Missouri State	L, 3-2
at Nicholls State	L, 4-3
at Nicholls State	L, 4-1
Southeast Missouri State	L, 8-0
Southeast Missouri State	L, 7-5
at Southern Miss	L, 7-6
at Southern Miss	L, 10-8
at UL-Lafayette	L, 8-0
vs. North Dakota State	L, 7-0
vs. TAMU-Corpus Christi	L, 7-6
at UL-Lafayette	L, 14-4
Eastern Kentucky	L, 8-0
Eastern Kentucky	L, 12-4
at Mississippi College	L, 6-1
at Mississippi College	L, 8-2
Grambling State	W, 9-1
Grambling State	W, 6-3
Grambling State	W, 4-0
Southeastern Louisiana	L, 2-0
Southeastern Louisiana	L, 6-1
at UAPB	W, 6-4
at UAPB	L, 9-8
at UAPB	L, 6-4
at Lamar	L, 8-7
at Lamar	L, 9-1
Jackson State	W, 5-0
Jackson State	W, 9-1
Jackson State	W, 6-3
at Alabama State	W, 4-3
at Alabama State	W, 9-0
at Alabama State	W, 12-3
at Alabama A&M	W, 10-4
at Alabama A&M	L, 6-3
at Alabama A&M	W, 3-2
Mississippi State	L, 6-0
MVSU	L, 4-2
MVSU	W, 10-2
MVSU	L, 7-1
at Memphis	L, 8-2
at Memphis	L, 9-1
vs. Southern	L, 4-3
vs. UAPB	L, 11-5

~ 2018 ~

Josef Rankin

14-35 Overall, 11-7 SWAC

SWAC East Division Champions

at Southern Miss	L, 5-3
at Southern Miss	L, 18-0 (5)
vs. Kentucky State\$	L, 3-2
vs. Kentucky State\$	W, 8-4
Nicholls State	L, 6-1
Nicholls State	L, 8-1
vs. UMass Lowell^	L, 4-3
vs. Saint Louis^	L, 10-2 (6)
vs. South Dakota^	L, 10-1 (5)
vs. Missouri State^	L, 8-0 (5)
vs. Sam Houston State%	L, 5-2
vs. Sam Houston State%	L, 1-0
vs. Lamar%	L, 6-2
vs. Mercer%	L, 9-1 (5)
vs. Lamar%	L, 8-6
at Central Arkansas	L, 10-4
at Central Arkansas	L, 13-1 (5)
at Southeastern La.	L, 9-1 (5)
at Southeastern La.	L, 10-5
Rust College	W, 13-0 (5)
Rust College	W, 13-0 (5)
at Southern*	L, 7-6 (9)
at Southern*	W, 16-2 (5)
at Southern*	W, 8-4
at Memphis	L, 6-0
at Memphis	L, 10-2 (5)
at UL-Monroe	L, 13-5
at Jackson State*	W, 18-5 (5)
at Jackson State*	L, 6-5
at Jackson State*	W, 9-1 (6)
at Mississippi State	L, 11-0
Alabama State*	L, 4-1
Alabama State*	W, 2-1
at Nicholls	L, 9-0 (5)
at Nicholls	L, 8-0 (6)
Alabama A&M*	W, 12-4 (6)
Alabama A&M*	W, 6-4
Alabama A&M*	W, 13-2 (5)
at Ole Miss	L, 14-0 (5)
at Ole Miss	L, 8-1
at MVSU*	L, 8-3
at MVSU*	L, 7-1
at MVSU*	W, 10-1 (5)
Alabama State*	W, 4-2
Texas Southern*	L, 4-0
Texas Southern*	W, 4-3
Texas Southern*	L, 9-0 (5)
vs. Southern	L, 9-8
vs. Arkansas-Pine Bluff	L, 9-5



~ 2019 ~

Josef Rankin

14-24 Overall, 9-9 SWAC

North Alabama	L, 6-4
North Alabama	L, 8-0 (5)
Kentucky State	L, 5-2
vs. Kentucky State\$	W, 15-1 (5)
vs. Kentucky State\$	W, 3-0
vs. Georgia Tech%	L, 8-4
vs. Southeastern La.%	L, 8-0 (6)
vs. Southeastern La.%	L, 7-1
at Mississippi State%	L, 6-0
Nicholls	L, 7-0
at Southern Miss	L, 7-0
at Southern Miss	L, 7-2
Prairie View A&M*	L, 3-1
Prairie View A&M*	L, 9-0 (6)
Prairie View A&M*	L, 9-7 (10)
Southeastern La.	L, 8-1
at Grambling State*	W, 10-1
at Grambling State*	W, 12-9
at Grambling State*	W, 12-3
Rust College	W, 17-1 (5)
Rust College	W, 17-0 (5)
Mississippi Valley State*	W, 7-6
Mississippi Valley State*	W, 4-0
Mississippi Valley State*	W, 4-3
at Memphis	L, 13-2 (5)
at Memphis	L, 12-0 (5)
Jackson State*	L, 3-2
Jackson State*	W, 5-1
Jackson State*	W, 5-4
at Alabama State*	W, 7-5
at Alabama State*	L, 10-9
at Alabama State*	L, 11-8

SOFTBALL

ALL-TIME ROSTER

at Alabama A&M* L, 3-2
 at Alabama A&M* L, 1-0
 at Alabama A&M* L, 5-4
 vs. Prairie View A&M L, 3-0
 vs. Arkansas-Pine Bluff W, 2-1
 vs. Alabama A&M L, 4-0

~ 2020 ~

Josef Rankin

5-21 Overall, 0-0 SWAC

vs. Tennessee State W, 5-1
 at North Alabama L, 9-0 (5)
 vs. Tennessee State L, 4-1
 at North Alabama 8-0 (5)
 at Nicholls L, 9-1 (5)
 vs. Kentucky State W, 14-1 (5)
 vs. Kentucky State W, 14-4 (5)
 vs. Jarvis Christian W, 14-6 (6)
 vs. SIU-Edwardsville L, 7-1
 vs. Miles College L, 4-2
 vs. Southern L, 8-6
 vs. Miles College W, 10-9
 vs. Incarnate Word L, 3-2
 vs. Nicholls L, 5-1
 at Southeastern Louisiana L, 9-4
 vs. Abilene Christian L, 11-1 (6)
 vs. Incarnate Word L, 8-6
 at Southern Miss L, 6-2
 at Southern Miss L, 9-1 (6)
 vs. UT-Martin L, 9-0
 vs. UAB L, 6-0
 vs. UT-Martin L, 8-2
 at Mississippi State L, 8-1
 at Mississippi State L, 9-1 (5)
 at Central Arkansas L, 8-0 (6)
 at Central Arkansas L, 10-2 (6)

*season cut short due to COVID-19

A

Adversalo, Alexzandria (2004)
 Allen, Ayana (2012)
 Allen, Yoby (2002)
 Alop, Shamberlynn (2016)
 Anderson, LeeThiffany (2002, 03)
 Archuleta, Sylvia (2011, 12)
 Arnold, Ashley (2018, 19, 20)
 Armstrong, Bianca (2009, 10, 11, 12)

B

Banks, Cami (2003, 04, 05, 06)
 Bean, Tamekia (1998, 99, 01)
 Benavides, Bianca (2016)
 Bishop, Brianna (2013, 14)
 Blackmon, Tiffany (2002)

Blakeney, Amy (2010)
 Blume, Brandi (2004)
 Bonnell, Tabitha (2012)
 Bowen, Latoya (2003, 04, 05, 06)
 Bowles, Teona (2018, 19, 20)
 Bracey, Tara (2014)
 Breal, Ashley (2016)
 Brock, Gloria (1997, 98, 99)
 Bruton, Shawna (2009, 10, 11)
 Burdette, Racquel (2013, 14)
 Burks, Patricia (1998)
 Burton, Shaquille (2009, 10)

C

Carter, Ashia (1997, 98, 99)
 Castillo, Jazmin (2014, 15, 16, 17)
 Cathcart, Paxton (2014)
 Causey, Alesha (1997)
 Chitwood, Madison (2016, 17)
 Christian, Crystal (2001, 02, 03)
 Christian, Idacce (2001)
 Collins, Sametria (2015, 16, 17)
 Collins, Shameca (2000, 01, 02)
 Cook, Janet (2005)
 Coulon, Randi (2003, 04)
 Crayton, Brittanee (2009, 10, 11, 12)
 Creed, Madi (2017)
 Crosby, Miracle (2020)
 Crum, Jessica (2017)

D

Dahlbeck, Chelsie (2009, 10, 12, 13)
 Davis, Joyce (1997)
 Davis, Rayanna (2009, 10, 11, 12)
 Dickerson, Malea (2018, 19, 20)
 Dorsey, Ambria (2017, 18, 19, 20)
 Ducre, Kimberly (1997, 98, 99)
 Duncan, Kasey (2010, 11, 12, 13)
 Dunnell, LeKiesha (2003)

E

Edwards, Dori (1997)
 Eldridge, Lindsey (2018, 19, 20)
 Ellis, Melinda (2005, 06, 07, 08)
 Ellis, Yolanda (2003, 04, 05, 06)

F

Fallis, Autumn (2012)
 Feazell, Zyon (2019)
 Ford, LaBria (2012)
 Frost, Jocelyn (1998, 99)
 Fullilove, Natacha (1997)

G

Garcia, Christine (2009, 10)

Gates, Jeralyn (2007)
 Givens, Chqueta (2012, 13, 14)
 Glenn, Bre (2017)
 Gore, Catherine (2016, 17)
 Gouveia, Napua (2008, 09)
 Gresley, Jessee (2014, 15, 16)
 Gutierrez, Adriana (2014, 15, 16, 17)



ADRIANA
GUTIERREZ

H


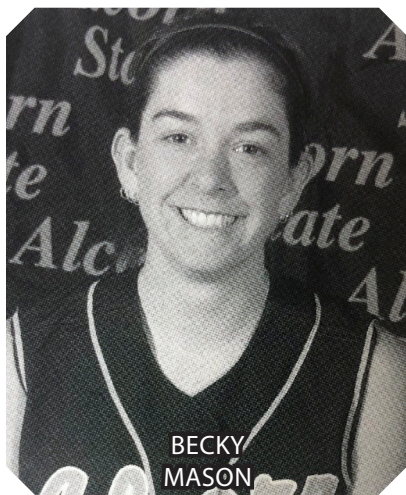
Hall, Jasmine (2008, 09, 10, 11)
 Hamilton, Felicia (2002, 03)
 Harrington, Adrianna (2008, 09, 10, 11)
 Harris, Alexandria (2012, 13, 14, 15)
 Harris, Koteria (1997, 98, 99)
 Harrison, Robin (2017, 18)
 Hart, Martha (1999, 00)
 Hatch, Jennie (2009, 10)
 Hebert, Keia (2010, 11, 12)
 Henderson, Latiaya (2001, 02, 03, 04)
 Herring, Shawanda (1998, 99, 00)
 Hill, Alicia (2017, 18)
 Hill, Lesley (1997, 98)
 Hobson, Erica (2003)
 Holmes, Marquita (2003)
 Holt, Courtenay (2016, 17)
 Holyfield, Montana (2016, 17)
 Hord, Sandra (2019, 20)
 Houston, Sheryl (1998)
 Hubbard, Jasmine (2010, 11)
 Huff, Keelee (2019, 20)
 Hughes, Taylor (2015, 16, 17, 18)
 Hughey, Shunquita (2008)
 Hunter, Latosha (2000, 01, 02, 03)
 Hunter, Shanese (2009, 10)

I

Isbell, Carissa (2004)

SOFTBALL

ALL-TIME ROSTER



J

Jackson, Monica (2000, 02)
James, Kelsey (2014)
James, Kendall (2014)
Jennings, Laravia (1997)
Johnson, Amii (2001, 02, 03)
Johnson, April (2002, 03)
Johnson, Latoya (2001)
Johnson, Tazzie (1997, 98)

K

Kilburn, Hanako (2008, 09, 10)
Knowles, Akela (2007, 08, 09, 10)

L

Landry, Taja (2018, 19)
Leach, Dominique (1997, 98)
Lewis, Akaisha (2020)
Lewis, Michelle (2008, 09, 10)
Lindsey, Desirea (2018, 19, 20)
Lloyd, Geneva (1999, 00, 01, 02)
Lockridge, Kelsey (2020)

M

Marshall, Shivonne (2014, 15)
Martin, Audrey (2014)
Martin, Erica (2001)
Martinez, Samantha (2012, 13)
Mason, Becky (2005, 06, 07, 08)
Mason, Melissa (2004, 05, 06, 07)
McCorvey, Ashley (2002)
McDuffy, Cora (2003)
McKinney, Simone (2019, 20)
McLemore, Keandra (2007, 08)
Mellom, Sydney (2014)
Merriweather, Rachel (2004, 05, 06, 07)
Micou, Ayonna (2001)
Moore, Chamara (2012, 13)
Montgomery, Colette (2008)

Morgan, Ashley (2004, 05, 06, 07)
Morris, Rachel (2010)
Mueller, Krista (2005, 06)
Mullins, Bobbie (2002, 03)
Murray, Quanesha (2015)

N

Nash, Elizabeth (2009, 10)
Nelms, Tonya (2004, 05, 06, 07)

O

Obront, Michelle (2004, 05, 06, 07)
O'Leary, Breanna (2013, 14)
Ortiz, Mariah (2017, 18)

P

Parker, Kiri (2020)
Parker, Lakysa (2001)
Patonis, Sophia (2018)
Peavey, Shelby (2016)
Pecore, Heather (2006, 07, 08, 09)
Pendleton, Corina (2007)
Pittman, Maisha (2004)
Powell, Elise (2008, 09)
Purry, Kala (2011)
Purvis, Antionette (1998)

R

Raines, Maya (2015)
Ramirez, Alexsis (2019, 20)
Ramsey, Amari (2018, 19, 20)
Rancilio, Deanna (2010, 11, 12, 13)
Reece, Hailey (2016)
Richardson, Daijah (2019, 20)
Ridgeway, Teneka (2000, 01)
Ridgeway, Winter (2018)
Riggs, Rayven (2013, 14, 15)
Robinson, Robyn (1997)
Roach, Brooke (2019)

Rogers, Logan (2012)
Rossum, Dava (1998, 99)
Rubio, Melissa (2011, 12)
Russ, Priscilla (1998, 99, 00, 01)
Ryan, Devon (2014)

S

Sanders, Vanessa (2016, 17)
Scott, Eva (2019)
Sims, Tynetta (2007)
Smith, Bri (2018)
Smith, Kaylene (2017, 18)
Smith, Myiah (2012)
Smith, Royce (2016)
Smith, Vivian (2005, 06, 07, 08)
Spencer, Lora (2007, 08)
Steele, Chassity (2002)
Steeves, Amber (2005, 06, 07, 08)
Stein, Maley (2020)
Steward, Shauna (1999, 00)
Stewart, Tiffany (2013)
Suleymenyar, Ilene (2013, 14)
Sutton, Laebony (2013, 14)

T

Taylor, Jordanne (2015, 16)
Taylor, Paige (2018, 19)
Terry, Tiffany (1997, 99)
Thompson, Ton (2003)
Triplett, Brittney (2019, 20)
Triplett, Kimberly (2000, 01)
Tyler, Victoria (2016, 17, 18, 19)

U

Ursin, Brenn (2019, 20)

V

Vesper, Hannah (2013, 14, 15, 16)

W

Warren, Regina (2015, 16)
Washington, Ta'Mya (2002)
Welch, Calandra (1997)
Welch, Shana (2006)
Wheeler, Erica (1997)
White, Barbara (2009, 10, 11, 12)
White, Sherita (2004, 05, 06, 07)
Wiley, Shawnae (2000)
Williams, Jessica (2002)
Williams, Kajahna (2011)

Y


Young, Taiesha (2011)

SOFTBALL

ALL-TIME SERIES RECORDS

Abilene Christian	0-1
Alabama.....	0-2
Alabama A&M	31-59
Alabama State.....	25-64
Arkansas	0-1
Arkansas-Monticello.....	0-7
Arkansas-Pine Bluff	21-10
Belhaven.....	2-10
Bethune-Cookman	0-2
Birmingham Southern.....	0-5
Boise State.....	0-1
Buffalo	1-0
Centenary.....	0-7
Central Arkansas.....	1-8
Central Baptist	0-2
Christian Brothers.....	1-1
Clark Atlanta.....	2-0
Coastal Carolina	1-0
Colgate.....	0-1
Concordia	1-1
Creighton	0-1
Delta State.....	0-1
Emory.....	1-1
Eastern Kentucky.....	0-2
Evansville.....	0-4
Florida A&M.....	0-1
Georgia Gwinnet	0-1
Georgia Tech.....	0-1
Grambling State.....	30-16
Hampton	2-1
Houston Baptist	0-1
Houston-Victoria.....	0-1
Howard.....	0-1
Incarnate Word.....	0-4
Jackson State	47-59
Jarvis Christian	1-0
Kennesaw State.....	0-2
Kentucky State.....	20-3
Lamar.....	0-9
Lindenwood	2-0
Louisiana-Lafayette	1-5
Louisiana-Monroe	2-12
Louisiana Tech	1-17
LSU.....	0-4
LSU-Alexandria.....	3-5
Maryland-Eastern Shore	1-0
McNeese State.....	0-8
Memphis.....	1-21
Mercer.....	0-1
Middle Tennessee.....	0-1
Miles College.....	4-1
Mississippi College.....	3-5
Mississippi State.....	0-11

Mississippi Valley State	41-63
Missouri.....	0-3
Mobile.....	0-1
Morehead State.....	0-1
Morgan State	1-0
Nebraska-Omaha	0-1
Nicholls State	0-24
North Alabama.....	0-4
North Carolina A&T.....	0-2
North Dakota State.....	0-1
Northern Colorado.....	1-1
Northern Illinois.....	0-1
Northwestern State	0-12
Oklahoma City.....	1-0
Ole Miss.....	2-17
Prairie View A&M	14-12
Rust College.....	7-0
Rutgers.....	1-1
Saint Louis.....	0-2
Sam Houston State	0-2
Samford.....	0-1
Savannah State.....	1-0
South Alabama.....	0-3
South Carolina State.....	2-0
South Dakota	0-3
Southeast Missouri State.....	0-4
Southeastern Louisiana.....	1-26
Southern.....	20-31
Southern Illinois-Edwardsville	0-1
Southern Miss.....	1-21
Spring Hill.....	0-1
Stephen F. Austin.....	0-2
Stillman	0-1
Talladega College	3-1
Tennessee State	1-1
Texas A&M-Corpus Christi.....	0-1
Texas College	1-1
Texas Southern	9-18
Texas Tech	1-2
Tulsa	0-1
UAB	0-2
UMass-Lowell.....	0-1
UT Arlington.....	0-1
UT-Martin	0-7
UTEP	0-1
UTSA.....	0-1
William Carey	1-4
Winston-Salem	1-0



BREANNA
O'LEARY



BRITTANEE
CRAYTON



VOLLEYBALL



VOLLEYBALL

ALL-TIME COACHES

Year	Coach	Record	SWAC
1994	Nathaniel Kilbert	12-17	12-8
1995	Nathaniel Kilbert	13-14	12-8
1996	Nathaniel Kilbert	12-13	10-10
1997	Nathaniel Kilbert	19-8	16-4
1998	Nathaniel Kilbert	15-16	13-7
1999	Nathaniel Kilbert	15-15	11-9
2000	Nathaniel Kilbert	26-9	15-5
2001	Millicent Sylvan	28-3	19-1
2002	Millicent Sylvan	29-12	19-1
2003	Millicent Sylvan	14-27	11-9
2004	Stephanie Smith	6-16	5-11
2005	Yolanda Brown	0-26	0-14
2006	Yolanda Brown	3-27	3-14
2007	Kevin Montgomery	0-24	0-12
2008	Kevin Montgomery	1-23	1-13
2009	Kevin Montgomery	0-25	0-16
2010	Kevin Montgomery	0-23	0-14
2011	Kevin Montgomery	2-29	0-14
2012	Ashley Reed	1-28	0-14
2013	Jessica Harris	1-25*	0-16
2014	Jarquita Copeland	8-20*	3-11
2015	Jarquita Copeland	12-22	8-12
2016	Chelsey Lucas	2-25	1-17
2017	Chelsey Lucas	3-39	0-18
2018	Chelsey Lucas	10-20	6-12
2019	Melissa Robinson	7-23	3-15

*wins vacated by NCAA

ALL-TIME COACHES BY WINS

1. Nathaniel Kilbert (1994-00)	112
2. Millicent Sylvan-Van Norden (2001-03)	71
3. Jarquita Copeland (2014-15)	20
4. Chelsey Lucas (2016-2018)	15
5. Melissa Robinson (2019)	7
6. Stephanie Smith (2004)	6
t7. Yolanda Brown (2005-06)	3
t7. Kevin Montgomery (2007-11)	3
t9. Ashley Reed (2012)	1
t9. Jessica Harris (2013)	1

Note: Alcorn first started its volleyball program in 1986, but did not start keeping stats until 1994. The NCAA did not require schools to keep volleyball stats prior to that.

CAREER RECORDS

MATCHES PLAYED

1. Rolanda Mayfield (2000-2003)	131
2. Stephanie Smith (1999-2002)	130
3. Tosin Fadeyi (2000-2003)	125
4. Tamekia Bean (1997-2000)	121
t5. Selena Chandler (1996-1999)	112
t5. Crystal Morris (1996-1999)	112
7. Brittney Dumas (2014-17)	110
8. Sydney Mellom (2013-2016)	109
9. Audie Key (1995-1998)	103
t10. Joia Jefferson (2005-2008)	100
t10. Andrea' Horska (2000-2002)	100

SETS PLAYED

1. Tamekia Bean (1997-2000)	444
2. Stephanie Smith (1999-2002)	440
t3. Tosin Fadeyi (2000-2003)	429
t3. Rolanda Mayfield (2000-2003)	429
5. Selena Chandler (1996-1999)	404
6. Crystal Morris (1996-1999)	392
7. Karen St. Julian (1996-1999)	384
8. Audie Key (1995-1998)	378
9. Sydney Mellom (2013-2016)	350
10. Andrea' Horska (2000-2002)	337

KILLS

1. Crystal Morris (1996-1999)	1,144
2. Stephanie Smith (1999-2002)	1,031
3. Andrea' Horska (2000-2002)	959
4. Tara Randle (1994-1996)	950
5. Tosin Fadeyi (2000-2003)	889
6. Latoya Washington (2001-2002)	876
7. Audie Key (1995-1998)	726
8. Millicent Sylvan (1997-1999)	678
9. Moriah Robertson (2003-2007)	677
10. Rhonda Arnick (1994-1996)	592

KILLS PER SET

(Min. 500 kills)

1. Latoya Washington (2001-2002)	4.19
2. Tara Randle (1994-1996)	3.48
3. Crystal Morris (1996-1999)	2.92
4. Andrea' Horska (2000-2002)	2.85
5. Stephanie Smith (1999-2002)	2.33
6. Moriah Robertson (2003-2007)	2.28
7. Millicent Sylvan (1997-1999)	2.17
8. Rhonda Arnick (1994-1996)	2.14
9. Tosin Fadeyi (2000-2003)	2.07
10. Audie Key (1995-1998)	1.92

VOLLEYBALL

CAREER RECORDS

ATTEMPTS

1. Stephanie Smith (1999-2002).....	2,633
2. Crystal Morris (1996-1999)	2,471
3. Tosin Fadeyi (2000-2003).....	2,335
4. Andrea' Horska (2000-2002).....	2,266
5. Audie Key (1995-1998).....	2,093
6. Tara Randle (1994-1996).....	2,087
7. Rolanda Mayfield (2000-2003)	2,068
8. Moriah Robertson (2003-2007).....	1,921
9. Latoya Washington (2001-2002)	1,886
10. Millicent Sylvan (1997-1999).....	1,802

ATTEMPTS PER SET

(Min. 1,400 attempts)

1. Latoya Washington (2001-2002)	9.02
2. Tara Randle (1994-1996).....	7.64
3. Andrea' Horska (2000-2002).....	6.72
4. Moriah Robertson (2003-2007).....	6.47
5. Crystal Morris (1996-1999)	6.30
6. Stephanie Smith (1999-2002).....	5.98
7. Millicent Sylvan (1997-1999).....	5.76
8. Audie Key (1995-1998).....	5.54
9. Tosin Fadeyi (2000-2003).....	5.44
10. Rolanda Mayfield (2000-2003).....	4.82

ASSISTS

1. Brittany Ward (2002-2004).....	2,937
2. Amy Fowler (1994-1996)	2,202
3. Tamekia Bean (1997-2000)	1,904
4. Selena Chandler (1996-1999)	1,543
5. Sydney Mellom (2013-2016).....	1,534
6. Alicia Vessel (2001-2002).....	1,500
7. Vivian Aubert (2004-2006).....	1,166
8. Jasmine Chambers (2017-19).....	1,132
9. Monique Ransom (2010-2012).....	1,044

ASSISTS PER SET

(Min. 600 assists)

1. Brittany Ward (2002-2004).....	9.24
2. Amy Fowler (1994-1996)	8.22
3. Alicia Vessel (2001-2002).....	6.82
4. Vivian Aubert (2004-2006).....	5.21
5. Sydney Mellom (2013-2016).....	4.38
6. Tamekia Bean (1997-2000)	4.22
7. Monique Ransom (2010-2012).....	4.17
8. Jasmine Chambers (2017-19).....	4.09
9. Selena Chandler (1996-1997)	3.82

SERVICE ACES

1. Andrea' Horska (2000-2002).....	152
2. Tamekia Bean (1997-2000)	138
3. Tara Randle (1994-1996).....	136
4. Kim Hampton (1994-1997).....	132
5. Fiapaipai losia (2017-19).....	128
6. Latoya Washington (2001-2002)	121
7. Sydney Mellom (2013-2016).....	118
8. Crystal Morris (1996-1999)	113
9. Rhonda Arnick (1994-1996)	109
10. Jasmine Moore (2005-2006).....	90

ACES PER SET

(Min. 70 aces)

1. Latoya Washington (2001-2002)	0.58
2. Jasmine Moore (2005-2006)	0.53
3. Kim Hampton (1994-1997).....	0.51
4. Tara Randle (1994-1996).....	0.50
5. Andrea' Horska (2000-2002).....	0.45
t6. Rhonda Arnick (1994-1996).....	0.39
t6. Fiapaipai losia (2017-19).....	0.39
8. Sydney Mellom (2013-2016).....	0.38
9. Donika Sutton (2002-2003).....	0.33
10. Tamekia Bean (1997-2000).....	0.31

DIGS

1. Fiapaipai losia (2017-19).....	1,172
2. Donna Kelly (2009-2012).....	1,031
3. Kim Hampton (1994-1997).....	767
4. Crystal Morris (1996-1999)	717
5. Vanessa Ortega (2013-2014).....	642
6. Carol Kiam-Assato (2015-2016).....	588
7. Dnada Smith (2014-2016).....	546
8. Selena Chandler (1996-1999)	541
t9. Audie Key (1995-1998).....	519
t9. Terrica Scott (2006-2009).....	519

DIGS PER SET

1. Vanessa Ortega (2013-2014).....	3.65
2. Fiapaipai losia (2017-2019).....	3.55
3. Donna Kelly (2009-2012).....	3.54
4. Carol Kiam-Assato (2015-2016).....	3.46
5. Kim Hampton (1994-1997).....	2.98
6. Terrica Scott (2006-2009)	2.14
7. Crystal Morris (1996-1999)	1.83
8. Carla Cork (1995-1998).....	1.59
9. Sydney Mellom (2013-2016).....	1.46
10. Audie Key (1995-1998)	1.37

VOLLEYBALL

CAREER RECORDS

SOLO BLOCKS

1. Millicent Sylvan (1997-1999).....	232
2. Tara Randle (1994-1996).....	168
3. Stephanie Smith (1999-2002).....	135
4. Cheryl Middleton (1994-1995).....	132
5. Rhonda Arnick (1994-1996).....	115
6. Selena Chandler (1996-1999).....	83
t7. Amy Fowler (1994-1996).....	75
t7. Audie Key (1995-1998).....	75
9. Laquita Daniels (2003-2004).....	65
10. Tosin Fadeyi (2000-2003).....	63

BLOCK ASSISTS

1. Millicent Sylvan (1997-1999).....	365
2. Stephanie Smith (1999-2002).....	324
3. Selena Chandler (1996-1999).....	297
4. Donika Sutton (2002-2003).....	210
5. Tosin Fadeyi (2000-2003).....	201
6. Tara Randle (1994-1996).....	195
7. Tamekia Bean (1997-2000).....	176
8. Rhonda Arnick (1994-1996).....	171
9. Audie Key (1995-1998).....	167
10. Brand'e Moore (1998-1999).....	159

TOTAL BLOCKS

1. Millicent Sylvan (1997-1999).....	597
2. Stephanie Smith (1999-2002).....	459
3. Selena Chandler (1996-1999).....	380
4. Tara Randle (1994-1996).....	374
5. Rhonda Arnick (1994-1996).....	286
6. Cheryl Middleton (1994-1995).....	271
7. Tosin Fadeyi (1994-1996).....	264
8. Donika Sutton (2002-2003).....	257
9. Audie Key (1995-1998).....	242
10. Tamekia Bean (1997-2000).....	209

BLOCKS PER SET

(Min. 200 total blocks)

1. Millicent Sylvan (1997-1999).....	1.91
2. Tara Randle (1994-1996).....	1.37
3. Stephanie Smith (1999-2002).....	1.04
t4. Rhonda Arnick (1994-1996).....	1.03
t4. Donika Sutton (2002-2003).....	1.03
6. Cheryl Middleton (1994-1995).....	0.99
t7. Brand'e Moore (1998-1999).....	0.94
t7. Selena Chandler (1996-1999).....	0.94
9. Laquita Daniels (2003-2004).....	0.76
10. Tamekia Bean (1997-2000).....	0.67

SEASON RECORDS

MATCHES PLAYED

t1. Octavia Dixon (2017).....	42
t1. Fiapaipai Iosia (2017).....	42
t3. Rolanda Mayfield (2003).....	41
t3. Tamara Myrick (2003).....	41
t3. Moriah Robertson (2003).....	41
t3. Donika Sutton (2003).....	41
t3. Brittany Ward (2003).....	41
t3. Singryd Valadares (2017).....	41
t3. Alondra Rivera Modesto (2017).....	41
10. Daharri Thompkins (2017).....	40

SETS PLAYED

1. Brittany Ward (2003).....	152
t2. Rolanda Mayfield (2003).....	146
t2. Donika Sutton (2003).....	146
t2. Moriah Robertson (2003).....	146
5. Fiapaipai Iosia (2017).....	139
6. Octavia Dixon (2017).....	135
7. Tamara Myrick (2003).....	133
8. Singryd Valadares (2017).....	132
t9. Laquita Daniels (2003).....	131
t9. Lauren Walker (2003).....	131

KILLS

1. Latoya Washington (2002).....	455
2. Rolanda Mayfield (2003).....	448
3. Donika Sutton (2003).....	443
4. Latoya Washington (2001).....	421
5. Andrea' Horska (2000).....	390
6. Crystal Morris (1997).....	371
7. Tara Randle (1995).....	349
8. Tara Randle (1994).....	345
9. Audie Key (1998).....	342
10. Crystal Morris (1998).....	339

KILLS PER SET

(Min. 250 kills)

1. Latoya Washington (2002).....	4.21
2. Latoya Washington (2001).....	4.17
t3. Crystal Morris (1997).....	3.90
t3. Tara Randle (1994).....	3.90
5. Tara Randle (1995).....	3.40
6. Andrea' Horska (2000).....	3.12
7. Cheryl Middleton (1995).....	3.10
8. Rolanda Mayfield (2003).....	3.07
9. Donika Sutton (2003).....	3.03
10. Tara Randle (1996).....	3.00

VOLLEYBALL

SEASON RECORDS

HITTING PERCENTAGE

(Min. 400 attempts)

1. Tara Randle (1996)	0.377
2. Cheryl Middleton (1995)	0.366
3. Crystal Morris (1997)	0.364
4. Tara Randle (1995)	0.354
5. Latoya Washington (2001)	0.333
6. Stephanie Smith (2001)	0.317
7. Andrea' Horska (2001)	0.312
8. Tara Randle (1994)	0.305
9. Latoya Washington (2002)	0.304
10. Rhonda Arnick (1995)	0.295

ATTEMPTS

1. Rolanda Mayfield (2003)	1,131
2. Donika Sutton (2003)	1,080
3. Audie Key (1998)	1,016
4. Andrea' Horska (2000)	990
5. Latoya Washington (2002)	985
6. Crystal Morris (1998)	913
7. Latoya Washington (2001)	901
8. Crystal Morris (1997)	795
9. Tara Randle (1994)	791
t10. Stephanie Smith (2000)	752
t10. Tara Randle (1995)	752

ATTEMPTS PER SET

(Min. 700 attempts)

1. Latoya Washington (2002)	9.12
2. Tara Randle (1994)	8.99
3. Latoya Washington (2001)	8.92
4. Audie Key (1998)	8.83
5. Crystal Morris (1997)	8.28
6. Andrea' Horska (2002)	7.92
7. Rolanda Mayfield (2003)	7.75
8. Crystal Morris (1998)	7.74
9. Donika Sutton (2003)	7.40
10. Tara Randle (1995)	7.37

ASSISTS

1. Brittany Ward (2003)	1,406
2. Brittany Ward (2002)	1,130
3. Alicia Vessel (2001)	1,032
4. Amy Fowler (1994)	954
5. Amy Fowler (1995)	820
6. Tamekia Bean (2000)	657
7. Vivian Aubert (2005)	593
8. Sydney Mellom (2014)	554
9. Jasmine Chambers (2019)	543
10. Vivian Aubert (2006)	526

ASSISTS PER SET

(Min. 450 assists)

1. Alicia Vessel (2001)	10.64
2. Brittany Ward (2002)	10.09
3. Amy Fowler (1994)	9.30
4. Brittany Ward (2003)	9.25
5. Amy Fowler (1995)	8.40
6. Brittany Ward (2004)	7.43
7. Vivian Aubert (2005)	6.82
8. Sydney Mellom (2014)	6.30
9. Vivian Aubert (2006)	6.05
10. Jasmine Chambers (2019)	5.84

SERVICE ACES

1. Latoya Washington (2002)	80
2. Fiapaipai losia (2018)	72
3. Andrea' Horska (2000)	62
4. Kim Hampton (1994)	59
5. Tara Randle (1994)	58
t6. Rhonda Arnick (1994)	54
t6. Jana Sabrtova (2000)	54
8. Jasmine Moore (2006)	48
9. Andrea' Horska (1996)	47
10. Tara Randle (1996)	46

ACES PER SET

(Min. 30 aces)

1. Latoya Washington (2002)	0.74
2. Kim Hampton (1994)	0.67
t3. Tamara Randle (1994)	0.66
t3. Tamara Myrick (2004)	0.66
t3. Fiapaipai losia (2018)	0.66
6. Rhonda Arnick (1994)	0.59
7. Jasmine Moore (2006)	0.58
8. Crystal Morris (1996)	0.57
9. Tara Randle (1996)	0.55
10. Leticia Gonzales (2015)	0.53

DIGS

1. Fiapaipai losia (2017)	532
2. Kim Hampton (1994)	403
t3. Donna Kelly (2011)	367
t3. Vanessa Ortega (2014)	367
5. Fiapaipai losia (2018)	359
6. Carol Kiam-Assato (2016)	320
7. Tara Randle (1994)	297
8. Fiapaipai losia (2019)	291
9. Andrea' Horska (2002)	281
t10. Latoya Washington (2002)	268
t10. Carol Kiam-Assato (2015)	268

VOLLEYBALL

SEASON RECORDS

DIGS PER SET

(Min. 225 digs)

1. Kim Hampton (1994)	4.58
2. Donna Kelly (2010)	3.88
3. Fiapaipai losia (2017)	3.83
4. Donna Kelly (2011)	3.82
t5. Donna Kelly (2009).....	3.68
t5. Vanessa Ortega (2014).....	3.68
7. Carol Kiam-Assato (2016).....	3.64
8. Fiapaipai losia (2019).....	3.42
9. Tara Randle (1994).....	3.38
10. Vanessa Ortega (2013).....	3.35

SOLO BLOCKS

1. Millicent Sylvan (1997).....	111
2. Cheryl Middleton (1995).....	84
3. Millicent Sylvan (1998).....	77
4. Tara Randle (1995).....	67
5. Tara Randle (1996).....	60
6. Tara Randle (1994).....	52
7. Cheryl Middleton (1994).....	48
8. Laquita Daniels (2004).....	47
9. Kalee Maricle (2015).....	46
10. Millicent Sylvan (1999).....	44

BLOCK ASSISTS

1. Millicent Sylvan (1997).....	157
2. Donika Sutton (2003).....	145
3. Brand'e Moore (1998).....	119
4. Tara Randle (1994).....	113
5. Millicent Sylvan (1999).....	107
6. Selena Chandler (1997).....	105
7. Millicent Sylvan (1998).....	101
8. Stephanie Smith (1999).....	96
9. Rhonda Arnick (1994).....	95
t10. Selena Chandler (1998).....	92
t10. Laquita Daniels (2003).....	92

TOTAL BLOCKS

1. Millicent Sylvan (1997).....	268
2. Millicent Sylvan (1998).....	178
3. Donika Sutton (2003).....	169
4. Tara Randle (1994).....	165
5. Brand'e Moore (1998).....	157
6. Millicent Sylvan (1999).....	151
t7. Rhonda Arnick (1994).....	138
t7. Cheryl Middleton (1994).....	138
9. Cheryl Middleton (1995).....	133
10. Audie Key (1997).....	130

BLOCKS PER SET

(Min. 100 total blocks)

1. Millicent Sylvan (1997).....	2.80
2. Tara Randle (1994).....	1.90
3. Millicent Sylvan (1998).....	1.63
t4. Rhonda Arnick (1994).....	1.50
t4. Cheryl Middleton (1994).....	1.50
t4. Audie Key (1997).....	1.50
7. Millicent Sylvan (1999).....	1.40
8. Brand'e Moore (1998).....	1.37
t9. Selena Chandler (1997).....	1.30
t9. Cheryl Middleton (1997).....	1.30



MILLICENT SYLVAN

VOLLEYBALL

YEAR-BY-YEAR SCHEDULES

~ 1994 ~

Nathaniel Kilbert
12-17, 12-8 SWAC

Mississippi Valley State	W, 3-0
Mississippi Valley State	W, 3-2
Grambling State	L, 2-3
Grambling State	L, 1-3
Northeastern	L, 0-3
Jackson State	W, 3-0
Alabama State	L, 1-3
Southern	L, 0-3
Mississippi Valley State	W, 3-0
Mississippi Valley State	W, 3-0
Jackson State	W, 3-0
Mississippi Valley State	W, 3-0
Mississippi Valley State	W, 3-0
Grambling State	L, 0-3
Grambling State	L, 0-3
Mississippi Valley State	W, 3-0
Mississippi Valley State	W, 3-1
Northwestern State	L, 1-3
Alabama State	L, 1-3
Centenary	L, 2-3
Jackson State	W, 3-0
Samford	L, 1-3
Troy	L, 0-3
Northeastern	L, 1-3
Centenary	L, 2-3
Southern	L, 0-3
Jackson State	W, 3-0
Grambling State	L, 1-3
Southern Mississippi	L, 0-3

~ 1995 ~

Nathaniel Kilbert
13-14, 12-8 SWAC

Grambling	L, 0-3
Mississippi Valley State	W, 3-1
Mississippi Valley State	W, 3-0
Alabama State	L, 0-3
Jackson State	L, 2-3
Southern	L, 1-3
Grambling State	L, 2-3
Grambling State	L, 0-3
Centenary	L, 0-3
Mississippi Valley State	W, 3-1
Mississippi Valley State	W, 3-2
Southern	W, 2-3
Mississippi Valley State	W, 3-1
Mississippi Valley State	W, 3-0
Centenary	L, 1-3
Jackson State	W, 3-1
Alabama State	L, 1-3

Jackson State	W, 3-0
Southern	W, 3-0
Mississippi Valley State	W, 3-1
Mississippi Valley State	W, 3-0
Texas Southern	L, 0-3
Texas Pan-American	L, 0-3
Southern	W, 3-1
Prairie View	L, 1-3
Jackson State	W, 3-1
Prairie View	L, 2-3

~ 1996 ~

Nathaniel Kilbert
12-13, 10-10 SWAC

Jackson State	W, 3-0
Grambling State	L, 0-3
Alabama State	W, 3-0
Mississippi Valley State	W, 3-1
Grambling State	L, 1-3
Alabama State	L, 1-3
Southern	L, 1-3
Mississippi Valley State	W, 3-1
Mississippi Valley State	L, 0-3
Grambling State	L, 1-3
Grambling State	L, 1-3
Mississippi Valley State	W, 3-0
Mississippi Valley State	W, 3-0
Jackson State	W, 3-0
Centenary	L, 1-3
Jackson State	W, 3-0
Alabama State	W, 3-0
Grambling State	L, 0-3
Jackson State	W, 3-1
Texas Southern	L, 0-3
Prairie View	L, 2-3
Southern	W, 3-1
Texas Southern	L, 0-3
Jackson State	W, 3-0
Mississippi Valley State	L, 0-3

~ 1997 ~

Nathaniel Kilbert
19-8, 16-4 SWAC

Alabama State	W, 3-1
Arkansas-Pine Bluff	W, 3-0
Jackson State	W, 3-0
Clark-Atlanta	W, 3-0
Grambling State	L, 0-3
Mississippi Valley State	L, 0-3
Mississippi Valley State	W, 3-2
Southern	W, 3-0
Grambling State	W, 3-2
Centenary	L, 2-3

Jackson State	W, 3-1
Arkansas-Pine Bluff	W, 3-0
Arkansas-Pine Bluff	W, 3-0
Alabama State	W, 3-2
Centenary	W, 3-1
Grambling State	W, 3-0
Mississippi Valley State	W, 3-2
Mississippi Valley State	L, 2-3
Texas Southern	W, 3-0
Prairie View	L, 1-3
Arkansas-Pine Bluff	W, 3-0
Arkansas-Pine Bluff	W, 3-0
Jackson State	W, 3-1
Southern	L, 0-3
Texas Southern	W, 3-0
Grambling State	L, 1-3
Mississippi Valley State	L, 1-3

~ 1998 ~

Nathaniel Kilbert
15-16, 13-7 SWAC

Southern	W, 3-2
Alabama State	L, 1-3
Tennessee State	L, 0-3
Mississippi Valley State	L, 1-3
Mississippi Valley State	L, 0-3
Grambling State	L, 1-3
Jackson State	W, 3-0
Mississippi Valley State	W, 3-2
Prairie View	W, 3-2
Grambling State	L, 1-3
Arkansas-Pine Bluff	W, 3-0
Arkansas-Pine Bluff	W, 3-0
Arkansas-Pine Bluff	W, 3-0
Arkansas-Pine Bluff	W, 3-0
Alabama A&M	L, 0-3
Mississippi Valley State	W, 3-0
Mississippi Valley State	W, 3-0
Texas Southern	W, 3-1
Texas Southern	W, 3-2
Prairie View	L, 0-3
Centenary	L, 0-3
Jackson State	W, 3-0
Southern	L, 1-3
Alabama State	W, 2-3
Centenary	L, 1-3
Grambling State	L, 1-3
Jackson State	W, 3-1
Grambling State	W, 3-2
Alabama State	L, 2-3
Alabama A&M	L, 1-3
Grambling State	L, 1-3

VOLLEYBALL

YEAR-BY-YEAR SCHEDULES

~ 1999 ~

Nathaniel Kilbert 15-15, 11-9 SWAC

Grambling State	L, 0-3
Clark-Atlanta	W, 3-0
Grambling State	L, 0-3
Alabama State	L, 2-3
Arkansas-Pine Bluff	W, 3-0
Nicholls State	L, 0-3
Centenary	L, 1-3
Southern	L, 0-3
Arkansas-Pine Bluff	W, 3-0
Arkansas-Pine Bluff	W, 3-0
Grambling State	W, 3-1
Mississippi Valley State	W, 3-1
Mississippi Valley State	W, 3-0
Centenary	L, 0-3
Arkansas-Pine Bluff	W, 3-0
Arkansas-Pine Bluff	W, 3-1
Alabama State	L, 1-3
Grambling State	L, 2-3
Mississippi Valley State	L, 1-3
Jackson State	W, 3-0
Prairie View	L, 1-3
Texas Southern	W, 3-2
Southern	W, 3-2
Jackson State	W, 3-0
Alabama State	W, 3-0
Mississippi Valley State	W, 3-1
Alabama A&M	L, 2-3
Alabama A&M	L, 1-3
Southern	L, 0-3
Mississippi Valley State	L, 1-3

~ 2000 ~


Nathaniel Kilbert 26-9, 15-5 SWAC

Grambling State	W, 3-0
Mississippi Valley State	W, 3-0
Alabama A&M	L, 0-3
Alabama State	W, 3-1
Grambling State	W, 3-2
Arkansas-Pine Bluff	W, 3-0
Arkansas-Pine Bluff	W, 3-0
Mississippi Valley State	W, 3-0
Mississippi Valley State	W, 3-0
Prairie View	W, 3-2
Grambling State	L, 0-3
Texas Pan-American	L, 0-3
Centenary	W, 3-1
Southern	W, 3-0
Grambling State	W, 3-1
Mississippi Valley State	W, 3-0
Mississippi Valley State	W, 3-0
Arkansas-Pine Bluff	W, 3-0
Arkansas-Pine Bluff	W, 3-0
Centenary	L, 2-3
Southern	W, 3-0
Centenary	W, 3-1
Jackson State	W, 3-0
Mississippi Valley State	W, 3-0
Alabama State	W, 1-3
Alabama A&M	L, 0-3
TAMU-Corpus Christi	W, 3-0
Alabama State	W, 3-0
Alabama A&M	L, 1-3
Jackson State	W, 3-0
Southern	W, 3-1
Prairie View	L, 0-3
Texas Southern	W, 3-2
Alabama State	W, 3-1
Prairie View	L, 1-3


~ 2001 ~

Millicent Sylvan-Van Norden 28-3, 19-1 SWAC SWAC East Champions

Alabama A&M	L, 0-3
TAMU-Corpus Christi	L, 0-3
Alabama A&M	W, 3-0
Alabama A&M	W, 3-0
Alabama A&M	W, 3-2
Alabama State	W, 3-0
Alabama State	W, 3-1
Alabama State	W, 3-1
Grambling State	W, 3-0
Grambling State	W, 3-0



"MYTHICAL MILLI"




- Volleyball school record holder in total blocks with 597, solo blocks with 232 and block assists with 365 from 1997-99
- Two-time All-SWAC First-Team in volleyball
- Coached Alcorn volleyball to a pair of SWAC East Division titles and its two best seasons in school history with a 28-3 record in 2001 and 29-12 in 2002; the only two titles in school history
- Coached Alcorn to 71 wins over three seasons in volleyball, and 21 wins in softball
- Track & field school record holder in the heptathlon with 4,737 points set in 1998
- Track & field SWAC record holder in the heptathlon with 4,737 points set in 1998
- Three-time track & field SWAC champion in the heptathlon in 1998, 1999, 2000
- SWAC MVP (highest scorer) in the 2000 track & field outdoor championships by scoring 60 points individually
- The high scorer for Alcorn to help the Lady Braves win the 2000 track & field outdoor championships, one of just two championships in Alcorn track's history

VOLLEYBALL

YEAR-BY-YEAR SCHEDULES

Grambling State	W, 3-1
Grambling State	W, 3-1
Grambling State	W, 3-1
Jackson State	W, 3-0
Jackson State	W, 3-0
Mississippi Valley State	W, 3-0
Mississippi Valley State	W, 3-0
Mississippi Valley State	W, 3-0
Morris Brown	W, 3-0
Prairie View	W, 3-0
Prairie View	W, 3-0
Prairie View	W, 3-0
Southern	W, 3-0
Southern	W, 3-0
Southern	W, 3-2
Texas Southern	W, 3-1
Arkansas-Pine Bluff	W, 3-0
Arkansas-Pine Bluff	W, 3-0
Arkansas-Pine Bluff	W, 3-0
Arkansas-Pine Bluff	W, 3-0
Alabama A&M*	L, 1-3

*SWAC Championship match;
Alcorn finished as runner-up



~ 2002 ~
Millicent Sylvan-Van Norden
28-12, 19-1 SWAC
SWAC East Champions

LSU	L, 0-3
Texas A&M	L, 0-3
Texas San-Antonio	L, 2-3
Alabama A&M	L, 0-3
Alabama State	W, 3-1
Texas Southern	W, 3-0
Northwestern State	L, 0-3
Grambling State	W, 3-0
Tulsa	L, 1-3


Centenary	W, 3-0
Arkansas-Pine Bluff	W, 3-0
Jackson State	W, 3-0
Prairie View	W, 3-1
Arkansas-Pine Bluff	W, 3-0
Southern Mississippi	L, 2-3
Louisiana Tech	L, 0-3
Jackson State	W, 3-0
Southern	W, 3-0
Morris Brown	W, 3-0
Prairie View	W, 3-1
Prairie View	W, 3-0
Grambling State	W, 3-0
Grambling State	W, 3-0
Mississippi Valley State	W, 3-0
Alabama State	W, 3-0
Alabama A&M	W, 3-1
Texas Southern	W, 3-0
Grambling State	W, 3-0
Southern	W, 3-1
Alabama A&M	W, 3-1
Jackson State	W, 3-0
Southern	W, 3-0
Grambling State	W, 3-0
Mississippi Valley State	W, 3-0
Georgia State	L, 0-3
High Point	L, 1-3
Grambling State	W, 3-0
Prairie View	W, 3-0
Alabama A&M	L, 1-3
Southern	W, 3-0
Alabama A&M*	L, 0-3

*SWAC Championship match;
Alcorn finished as runner-up

~ 2003 ~
Millicent Sylvan-Van Norden
14-27, 11-9 SWAC

Louisiana Tech	L, 0-3
Louisiana-Monroe	L, 1-3
Louisiana-Lafayette	L, 1-3
Alabama State	W, 3-2
Alabama A&M	L, 0-3
Delaware	L, 0-3
Youngstown State	L, 0-3
New Mexico	L, 1-3
Ole Miss	L, 0-3
Arkansas-Little Rock	L, 0-3
Portland	L, 0-3
Grambling State	W, 3-1
Centenary	L, 2-3
Mississippi Valley State	L, 2-3
Tulane	L, 0-3

Southern Mississippi	L, 0-3
Arkansas-Pine Bluff	W, 3-0
Southern	W, 3-0
Baylor	L, 0-3
Alabama State	L, 0-3
TAMU-Corpus Christi	L, 0-3
IPFW	L, 0-3
Southern	W, 3-1
Jackson State	W, 3-0
Grambling State	L, 2-3
Alabama A&M	L, 0-3
Jackson State	W, 3-1
Tennessee State	L, 0-3
Lipscomb	L, 1-3
Alabama A&M	L, 2-3
Grambling	W, 3-1
TAMU-Corpus Christi	L, 0-3
Xavier (La.)	W, 3-0
Jackson State	L, 1-3
Xavier (La.)	W, 3-0
Mississippi Valley State	W, 3-0
LeMoyne-Owen	W, 3-0
Jackson State	W, 3-2
Grambling State	W, 3-2
Alabama A&M	L, 0-3
Grambling State	L, 2-3



VOLLEYBALL

YEAR-BY-YEAR SCHEDULES

~ 2004 ~

Stephanie Smith

6-16, 5-11 SWAC

Southeastern Louisiana	L, 0-3
Louisiana-Lafayette	L, 0-3
Xavier (La.)	W, 3-1
Alabama State	W, 3-0
Alabama State	W, 3-1
Southern	W, 3-0
Arkansas-Pine Bluff	W, 3-2
Mississippi Valley State	L, 0-3
Alabama A&M	L, 0-3
Jackson State	L, 0-3
Grambling State	L, 0-3
Southern Mississippi	L, 0-3
Alabama A&M	L, 0-3
Troy	L, 2-3
Southern	L, 2-3
Alabama State	W, 3-0
Grambling State	L, 1-3
Mississippi Valley State	L, 2-3
Xavier (La.)	L, 0-3
Jackson State	L, 0-3
Grambling State	L, 0-3
Texas Southern	L, 1-3

~ 2005 ~

Yolanda Brown

0-26, 0-14 SWAC

Centenary	L, 0-3
Southeastern Louisiana	L, 0-3
Alabama State	L, 0-3
New Orleans	L, 0-3
Louisiana-Monroe	L, 0-3
Southern	L, 1-3
Louisiana Tech	L, 0-3
Bethune-Cookman	L, 1-3
Troy	L, 0-3
Centenary	L, 0-3
Mississippi Valley State	L, 1-3
Jackson State	L, 0-3
Grambling State	L, 1-3
Southern	L, 1-3
Louisiana-Monroe	L, 0-3
Alabama State	L, 1-3
Alabama State	L, 1-3
Southern Mississippi	L, 0-3
Alabama A&M	L, 0-3
Grambling State	L, 1-3
Mississippi Valley State	L, 0-3
Jackson State	L, 0-3
Alabama A&M	L, 0-3
Alabama State	L, 1-3

Alabama State	L, 1-3
Centenary	L, 0-3

~ 2006 ~

Yolanda Brown

3-27, 3-11 SWAC

Southeastern Louisiana	L, 0-3
Troy	L, 0-3
Memphis	L, 0-3
Tennessee-Martin	L, 0-3
Southern	L, 1-3
Centenary	L, 0-3
Northwestern State	L, 0-3
UAB	L, 0-3
Centenary	L, 0-3
New Orleans	L, 0-3
Jackson State	L, 0-3
Southeastern Louisiana	L, 0-3
Grambling State	W, 3-0
Mississippi Valley State	L, 0-3
Belhaven	L, 1-3
Jackson State	L, 0-3
Prairie View	L, 0-3
Grambling State	L, 0-3
Centenary	L, 0-3
Air Force	L, 0-3
Jackson State	L, 0-3
Southern	W, 3-1
Alabama A&M	L, 0-3
Mississippi Valley State	L, 0-3
Alabama A&M	L, 0-3
Alabama State	W, 3-2
Southern Mississippi	L, 0-3
Grambling State	L, 0-3
Texas Southern	L, 0-3

~ 2007 ~

Kevin Montgomery

0-24, 0-12 SWAC

Delaware	L, 0-3
New Orleans	L, 0-3
Nicholls State	L, 0-3
Southern Mississippi	L, 0-3
Southern	L, 1-3
Hampton	L, 2-3
Southeastern Louisiana	L, 0-3
Gonzaga	L, 0-3
Sam Houston State	L, 0-3
TCU	L, 0-3
South Alabama	L, 0-3
Grambling State	L, 0-3
Prairie View	L, 0-3
Jackson State	L, 0-3

Southeastern Louisiana	L, 0-3
Mississippi Valley State	L, 0-3
Alabama State	L, 1-3
Alabama A&M	L, 1-3
Alabama A&M	L, 0-3
Alabama State	L, 2-3
Southern	L, 0-3
Mississippi Valley State	L, 0-3
Grambling State	L, 0-3
Jackson State	L, 0-3

~ 2008 ~

Kevin Montgomery

1-23, 1-13 SWAC

Mississippi College	L, 1-3
Grambling State	L, 0-3
Arkansas-Little Rock	L, 0-3
Missouri State	L, 0-3
IPFW	L, 0-3
Southern Mississippi	L, 0-3
Alabama State	L, 0-3
Alabama A&M	L, 0-3
Grambling State	L, 0-3
Belhaven	L, 0-3
Southern	L, 0-3
Jackson State	L, 0-3
Prairie View	L, 0-3
Prairie View	L, 0-3
Southern	L, 1-3
Mississippi College	L, 1-3
Mississippi Valley State	L, 0-3
Alabama A&M	L, 0-3
Southeastern Louisiana	L, 0-3
Alabama State	W, 3-0
Jackson State	L, 0-3
Mississippi Valley State	L, 0-3
Jackson State	L, 0-3
Grambling State	L, 0-3

~ 2009 ~

Kevin Montgomery

0-25, 0-16 SWAC

Southeastern Louisiana	L, 0-3
UAB	L, 0-3
Ole Miss	L, 0-3
Wisconsin-Milwaukee	L, 0-3
Louisiana-Lafayette	L, 0-3
Stephen F. Austin	L, 0-3
Houston	L, 0-3
TAMU-Corpus Christi	L, 0-3
Mississippi Valley State	L, 0-3
Southern	L, 0-3
Alabama State	L, 0-3

VOLLEYBALL

YEAR-BY-YEAR SCHEDULES

Alabama A&M L, 0-3
 Alabama State L, 0-3
 Jackson State L, 0-3
 Texas Southern L, 0-3
 Grambling State L, 0-3
 Belhaven L, 0-3
 Alabama A&M L, 0-3
 Mississippi Valley State L, 0-3
 Mississippi Valley State L, 0-3
 Alabama State L, 1-3
 Grambling State L, 0-3
 Jackson State L, 0-3
 Prairie View L, 0-3
 Prairie View L, 0-3

~ 2010 ~

Kevin Montgomery
0-23, 0-14 SWAC

TCU L, 0-3
 Central Arkansas L, 0-3
 LSU L, 0-3
 Grambling State L, 0-3
 Dillard L, 0-3
 Xavier (La.) L, 1-3
 Alabama A&M L, 0-3
 Jackson L, 0-3
 Grambling State L, 2-3
 Millsaps College L, 0-3
 Rust College L, 1-3
 Alabama A&M L, 0-3
 Alabama State L, 0-3
 Dillard L, 0-3
 Mississippi Valley State L, 0-3
 Xavier (La.) L, 0-3
 Alabama State L, 0-3
 Prairie View L, 0-3
 Southern L, 0-3
 Mississippi Valley State L, 0-3
 Southern L, 1-3
 Prairie View L, 0-3
 Jackson State L, 0-3

~ 2011 ~

Kevin Montgomery
2-29, 0-14 SWAC

LSU L, 0-3
 Jacksonville State L, 0-3
 Louisiana-Lafayette L, 0-3
 Belhaven L, 0-3
 New Orleans L, 0-3
 Dillard W, 3-2
 Southern-New Orleans L, 1-3
 Xavier (La.) L, 0-3

Arkansas-Pine Bluff L, 1-3
 Nicholls State L, 0-3
 Arkansas State L, 0-3
 Northwestern State L, 0-3
 Central Arkansas L, 0-3
 Tougaloo W, 3-1
 Belhaven L, 0-3
 Grambling State L, 0-3
 Dillard L, 0-3
 Mississippi Valley State L, 0-3
 Jackson State L, 0-3
 Arkansas-Pine Bluff L, 0-3
 Southern L, 1-3
 Alabama A&M L, 0-3
 Mississippi Valley State L, 0-3
 Southern-New Orleans L, 1-3
 Alabama State L, 0-3
 Alabama A&M L, 0-3
 Alabama State L, 0-3
 Southern L, 0-3
 Grambling State L, 0-3
 Jackson State L, 0-3
 Prairie View L, 0-3

~ 2012 ~

Ashley Reed
1-28, 0-14 SWAC

Tennessee-Chattanooga L, 0-3
 USC Upstate L, 0-3
 Tennessee Tech L, 0-3
 Arkansas-Pine Bluff L, 0-3
 New Orleans L, 0-3
 Southern-New Orleans L, 1-3
 Rust College W, 3-0
 Mississippi College L, 0-3
 Jackson State L, 0-3
 Samford L, 0-3
 Gardner-Webb L, 0-3
 Tennessee Tech L, 0-3
 Alabama A&M L, 0-3
 Alabama State L, 0-3
 Southern L, 0-3
 New Orleans L, 0-3
 Dillard L, 0-3
 Belhaven L, 0-3
 Mississippi Valley State L, 0-3
 Arkansas-Pine Bluff L, 0-3
 Alabama A&M L, 0-3
 Belhaven L, 0-3
 Alabama State L, 0-3
 Grambling State L, 0-3
 Mississippi Valley State L, 0-3
 Prairie View L, 0-3

Jackson State L, 0-3
 Southern L, 0-3
 Grambling State L, 0-3

~ 2013 ~

Jessica Harris

1-25*, 0-16 SWAC

(wins vacated by NCAA)

Louisiana-Lafayette L, 0-3
 McNeese State L, 0-3
 Houston L, 0-3
 Louisiana-Lafayette L, 0-3
 Nicholls State L, 0-3
 Grambling State L, 2-3
 Dillard L, 0-3
 Arkansas-Pine Bluff L, 0-3
 Alabama State L, 0-3
 Alabama A&M L, 0-3
 Jackson State L, 1-3
 Alabama State L, 0-3
 Southern L, 0-3
 Grambling L, 0-3
 Prairie View L, 0-3
 New Orleans L, 0-3
 Mississippi Valley State L, 0-3
 Dillard L, 1-3
 McNeese State L, 0-3
 Mississippi Valley State L, 0-3
 Tougaloo W, 3-1
 Southern L, 1-3
 Grambling State L, 0-3
 Jackson State L, 0-3
 Jackson State L, 0-3
 Alabama A&M L, 0-3
 Alabama State L, 0-3



VOLLEYBALL

YEAR-BY-YEAR SCHEDULES



JARQUITA
COPELAND

~ 2014 ~

Jarquita Copeland
8-20*, 3-11 SWAC

(wins vacated by NCAA)

Tougaloo	W, 3-0
Grambling State	W, 3-2
New Orleans	L, 0-3
Arkansas-Pine Bluff	L, 0-3
Belhaven	W, 3-2
Tennessee Tech	L, 0-3
Louisiana-Monroe	L, 0-3
McNeese State	L, 0-3
Prairie View A&M	L, 0-3
Southern	L, 0-3
Fort Valley State	W, 3-0
at Stillman	L, 1-3
New Orleans	L, 0-3
Belhaven	W, 3-1
Alabama State	L, 0-3
Concordia	L, 1-3
Tougaloo	W, 3-2
Edward Waters	W, 3-0
Mississippi Valley State	W, 3-0
Jackson State	L, 0-3
McNeese State	L, 0-3
Alabama A&M	L, 1-3
Mississippi Valley State	L, 1-3
Jackson State	L, 0-3
Alabama A&M	L, 0-3
Alabama State	L, 0-3
Texas Southern	L, 0-3
Arkansas-Pine Bluff	L, 0-3

~ 2015 ~

Jarquita Copeland
12-22, 8-12 SWAC

Houston Baptist	L, 0-3
Louisiana Tech	L, 0-3
UT Rio Grande Valley	L, 0-3
Mississippi College	L, 1-3
Alabama A&M	W, 3-1
Jacksonville State	L, 0-3
Wofford	L, 0-3
Louisiana Monroe	L, 0-3
Loyola University	L, 2-3
Southern	W, 3-2
Stillman	W, 3-0
Arkansas-Monticello	L, 0-3
Loyola (La.)	L, 0-3
Tougaloo	W, 3-0
Alabama State	L, 0-3
Tougaloo	L, 2-3
Concordia (Ala.)	W, 3-0
Grambling State	W, 3-0
Southern	W, 3-1
Texas Southern	L, 0-3
Southern	L, 1-3
Arkansas-Pine Bluff	L, 0-3
Grambling State	L, 2-3
Prairie View A&M	W, 3-1
Alabama A&M	W, 3-1
Alabama A&M	W, 3-1
Mississippi Valley State	L, 2-3
Jackson State	L, 0-3
Southern	L, 1-3
Mississippi Valley State	W, 3-0
Jackson State	L, 0-3
Alabama State	L, 0-3
Texas Southern	L, 0-3
Prairie View A&M	W, 3-2



SYDNEY
MELLOM

~ 2016 ~

Chelsey Lucas
2-25, 1-17 SWAC

Louisiana-Monroe	L, 0-3
Oral Roberts	L, 0-3
Central Arkansas	L, 0-3
Incarnate Word	L, 0-3
Miles	W, 3-1
Albany State	L, 2-3
North Dakota	L, 0-3
Jacksonville State	L, 0-3
Alabama State	L, 0-3
Jacksonville State	L, 0-3
Southern	L, 0-3
Grambling State	L, 0-3
Arkansas-Pine Bluff	L, 1-3
Mississippi Valley State	W, 3-0
Jackson State	L, 0-3
Texas Southern	L, 0-3
Prairie View A&M	L, 0-3
Southern	L, 1-3
Arkansas-Pine Bluff	L, 1-3
Grambling State	L, 0-3
Jackson State	L, 0-3
Mississippi Valley State	L, 2-3
Prairie View A&M	L, 0-3
Texas Southern	L, 0-3
Alabama A&M	L, 1-3
Alabama A&M	L, 0-3
Alabama State	L, 0-3



KALEE MARICLE
2015 SWAC FRESHMAN
OF THE YEAR

VOLLEYBALL

YEAR-BY-YEAR SCHEDULES

~ 2017 ~

Chelsey Lucas
3-39, 0-18 SWAC

New Orleans	L, 0-3
Southeast Mo. St.	L, 0-3
Fordham	L, 0-3
Loyola (LA)	L, 1-3
Northwestern St.	L, 0-3
Tennessee St.	L, 0-3
FIU	L, 0-3
New Orleans	L, 0-3
Jacksonville St.	L, 1-3
La.-Monroe	L, 0-3
Jacksonville St.	L, 0-3
N.C. A&T	L, 0-3
North Ala.	L, 0-3
Concordia (AL)	W, 3-0
Concordia (AL)	W, 3-0
Williams Baptist	L, 2-3
Williams Baptist	L, 0-3
Millsaps	L, 1-3
Texas Southern	L, 0-3
Southern	L, 0-3
Grambling	L, 0-3
Arkansas-Pine Bluff	L, 0-3
Prairie View A&M	L, 1-3
William Carey	L, 0-3
Northwestern St.	L, 0-3
Alabama A&M	L, 0-3
Alabama St.	L, 0-3
Jackson St.	L, 0-3
Mississippi Valley State	L, 0-3
Mississippi College	W, 3-1
Tougaloo	L, 1-3
Wiley	L, 2-3
William Carey	L, 1-3
Southern	L, 1-3
Texas Southern	L, 0-3
Grambling	L, 1-3
Arkansas-Pine Bluff	L, 0-3
Prairie View A&M	L, 0-3
Alabama A&M	L, 0-3
Alabama St.	L, 0-3
Jackson St.	L, 0-3
Mississippi Valley State	L, 0-3



~ 2018 ~

Chelsey Lucas
10-20, 6-12 SWAC

East Carolina	L, 0-1
Southern Miss	L, 1-3
Spring Hill	L, 0-3
Wiley College	L, 0-3
Mississippi College	L, 0-3
William Carey	W, 3-2
Tougaloo	W, 3-0
Eastern Washington	L, 0-3
Incarnate Word	L, 0-3
Arkansas-Pine Bluff	W, 3-0
Prairie View A&M	L, 0-3
Texas Southern	L, 1-3
Grambling	W, 3-0
Southern	W, 3-2
Alabama A&M	L, 0-3
Alabama State	L, 0-3
Jackson State	L, 1-3
Mississippi Valley State	L, 2-3
Talladega College	W, 3-0
Lane College	W, 3-1
Texas Southern	W, 3-2
Southern	L, 1-3
Arkansas-Pine Bluff	L, 1-3
Grambling State	L, 2-3
Prairie View A&M	L, 2-3
Alabama A&M	L, 0-3
Alabama State	L, 0-3
Jackson State	W, 3-2
Mississippi Valley State	W, 3-0
vs. Alabama A&M	L, 0-3

~ 2019 ~

Melissa Robinson
7-23, 3-15 SWAC


Talladega	W, 3-2
Mississippi Women	W, 3-0
Nicholls	L, 0-3
Nicholls	L, 0-3
South Alabama	L, 0-3
UAB	L, 0-3
East Tennessee State	L, 0-3
Alabama	L, 0-3
Louisiana-Monroe	L, 0-3
Southern	L, 0-3
Prairie View A&M	L, 0-3
Texas Southern	L, 1-3
Grambling State	L, 2-3
Arkansas-Pine Bluff	W, 3-1
Wiley College	L, 0-3
Alabama State	L, 0-3
Alabama A&M	L, 0-3
Jackson State	L, 0-3
Mississippi Valley State	W, 3-0
Texas Southern	L, 0-3
Southern	L, 2-3
Prairie View A&M	L, 0-3
Grambling State	L, 2-3
Arkansas-Pine Bluff	L, 0-3
Wiley College	W, 3-1
Alabama State	L, 0-3
Alabama A&M	L, 0-3
Jackson State	L, 0-1
Mississippi Valley State	W, 3-1
Tuskegee	W, 3-0



VOLLEYBALL

ALL-TIME SERIES RECORDS

School	Record	School	Record
Air Force	0-1	Mississippi Women	1-0
Alabama.....	0-1	Missouri State	0-1
Alabama A&M	5-51	Morris Brown	2-0
Alabama State	20-41	New Mexico	0-1
Albany State	1-0	New Orleans	0-11
Arkansas-Little Rock	0-1	Nicholls State	0-6
Arkansas-Monticello.....	0-1	North Alabama.....	0-1
Arkansas-Pine Bluff	27-14	North Carolina A&T.....	0-1
Arkansas State	0-1	North Dakota	0-1
Baylor	0-1	Northeastern	0-2
Belhaven	0-9	Northwestern State	0-6
Bethune-Cookman	0-1	Oral Roberts.....	0-1
Centenary	4-16	Portland	0-1
Central Arkansas	0-3	Prairie View A&M.....	9-28
Clark-Atlanta	2-0	Rust College	1-1
Concordia (Ala.).....	4-0	Sam Houston State	0-1
Delaware	0-2	Samford.....	0-2
Dillard	1-6	South Alabama	0-2
East Carolina.....	0-1	South Carolina Upstate	0-1
East Tennessee State	0-1	Southeast Missouri State.....	0-1
Eastern Washington.....	0-1	Southeastern Louisiana	0-7
Edward Waters.....	1-0	Southern	22-40
Florida International.....	0-1	Southern Miss	0-8
Fordham	0-1	Spring Hill.....	0-1
Fort Valley State	1-0	Stephen F. Austin	0-1
Gardner-Webb	0-1	Stillman	2-0
Georgia State	0-1	Talladega College	2-0
Gonzaga	0-1	TCU	0-2
Grambling State	24-55	Tennessee-Chattanooga	0-1
Hampton	0-1	Tennessee-Martin	0-1
High Point	0-1	Tennessee State	0-4
Houston	0-2	Tennessee Tech	0-3
Houston Baptist	0-1	Texas A&M	0-1
Incarnate Word.....	0-2	Texas A&M-Corpus Christi	1-5
Indiana Purdue-Fort Wayne	0-3	Texas Southern	10-16
Jackson State	32-34	Tougaloo	7-2
Jacksonville State	0-6	Troy	0-4
Lane College.....	1-0	Tulane	0-1
LeMoyné-Owen	1-0	Tulsa	0-1
Lipscomb	0-2	Tuskegee.....	1-0
Loyola (La.)	1-2	UAB.....	0-3
Louisiana-Lafayette	0-6	UT Rio Grande Valley	0-2
Louisiana-Monroe	0-8	Wiley College	1-3
Louisiana Tech	0-4	William Carey	1-2
LSU	0-3	Williams Baptist.....	0-2
McNeese State	0-4	Wisconsin-Milwaukee	0-1
Memphis	0-1	Wofford	0-1
Miles College.....	0-1	Xavier (La.).....	2-4
Millsaps	0-2	Youngstown State.....	0-1
Mississippi	0-1		
Mississippi College	1-5		
Mississippi Valley State	48-35		



VOLLEYBALL

ALL-TIME ROSTER

A

Allen, JaMira
Allen, Natalie
Ambroise, Rose
Anderson, Kayla
Angus, Onika
Arnick, Rhonda
Aubert, Vivian

B

Barren, Simone
Batties, Rhoneshia
Bean, Tamekia
Bilbro, Mariane
Bishop, Sydney
Bland, Monique
Blatter, Manola
Bowen, Latoya
Bryant, Kantessa

C

Cabo, Barbara
Cadell, Erica
Cain, Kylie
Calhoun, Jurnee
Carter, Vanessa
Chambers, Jasmine
Chandler, Selena
Coffee, Brisha
Collier, Damyani
Collins, Shawntawnee
Cook, Janet
Copeland, Jarquita
Cork, Carla
Coulon, Randi
Cruz, Jasmine
Cullum, Shambra
Curry, Jeda

D

Daniels, LaQuita
Davies, Brianna
Davies, Omone
Davis, Bridget
Dixon, Octavia
Doughty, DeAmber
Dumas, Brittney

F

Fadeyi, Tosin
Ferguson, Majesty
Foreman, Breanna
Fowler, Amy

Franke, Angela
Freeman, Brianna
Frierson, Jessica

G

Gardner, Daii
Garrett, Barbara
Garza, Havanna
Givens, Mortesia
Gonzales, Leticia
Grissom, Angelica
Guess, Alania

H

Hales, Jasmine
Hampton, Kim
Henderson, Latayia
Holland, Andrea
Hollis, Shaquanda
Holmes, Ashlyn
Hooper, Jade
Horska, Andrea'
Houston, Evan
Hoyt, Jamiya
Hunter, Latasha

I

Ilosia, Fiapaipai

J

Jackson, Heather
Jackson, Rhonda
Jefferson, Joia
Jiles, Melanie
Johnson, Alicia
Johnson, Desarayee
Johnson, Marlia
Joiner, Simone
Jones, Jasmine
Jones, Lurlethia
Joseph, Sydney

K

Kelly, Donna
Kerl, Ashley
Key, Audie
Kiam-Assato, Carol
King, Tiffany
Kuzinar, Jaclyn

L

Latin, Kaylyn
Lewis, Mae

M

Maricle, Kalee
Marshall, Jasmine
Massaengale, Nicole
Mayfield, Rolanda
Mellom, Sydney
Menefee, Kyla
Middleton, Cheryl
Miller, Lashunta
Minor, Lakesha
Mitchell, Ashley
Moore, Brand'e
Moore, Jasmine
Morris, Crystal
Morris, Wanya
Murray, Adeanna
Myrick, Tamara

N

Nash, Elizabeth

O

Ortega, Vanessa
Owens, Mariah

P

Parker, Kenya
Parson, Georgia
Perrilloux, Melinda
Pierre, Sarah
Patcher, Erica
Prince, Mariah

Q

Quiring, Katelyn

R

Randle, Tara
Ransom, Monique
Reeder, Karin
Ricks, Jherra
Rivera Modesto, Alondra
Roberson, Kesha
Roberts, Alshundra
Robertson, Moriah
Ryan, Devon
Russell, Althea

S

Samuel, Ashley
Sanders, Bernice
Scott, Ariel
Scott, Terrica
Scriven, Taylor
Small, Courtney
Smart, April
Smith, Dnada
Smith, Stephanie
St. Julian, Karen
Stewart, Reykisha
Stewart, Tiffany
Subrtova, Jana
Sutton, Donika
Sutton, LaEbony
Sylvan, Millicent

T

Tate, Alicia
Terry, Nyasha
Thompkins, Daharri
Trufant, Cierra

V

Valadares, Singryd
Vasquez, Rose
Vesper, Hannah
Vessel, Alicia

W

Walker, Lauren
Ward, Brittany
Warren-Smith, Joeli
Washington, Latoya
Watts, Brittany
Webb, Clarissa
Williams, Stephanie
Wilmouth, Mariah
Wise, Valencia

Y

Young, Shardney
Youngthunder, Jasmine



SOCCER



SOCCER

YEAR-BY-YEAR RECORDS

Year	Coach	Record	SWAC
2003	Peter Rinaldi	0-11	0-9
2004	Richard Zvinavashe	1-15	1-9
2005	Richard Zvinavashe	2-13	2-8
2006	Richard Zvinavashe	1-13	1-9
2007	Christie Chambers	4-11	3-7
2008	Christie Chambers	0-15-1	0-10
2009	Christie Chambers	1-15	1-8
2010	Christie Chambers	1-13	1-8
2011	Christie Chambers	6-8-2	4-4-1
2012	Christie Chambers	2-14*	2-7*
2013	Christie Chambers	1-10-2*	1-6-2*
2014	Christie Chambers	0-13	0-10
2015	Samuel Nwaneri	0-14	0-10
2016	Samuel Nwaneri	1-11	1-9
2017	Junior Noel	4-10	3-7
2018	Junior Noel	0-15	0-10
2019	Junior Noel	1-15	1-9

*wins vacated by NCAA

ALL-TIME COACHES BY WINS

1. Christie Chambers (2007-14) 15-99-5* 12-60-3*
2. Junior Noel (2017-19) 5-40 4-26
3. Richard Zvinavashe (2004-06) 4-41 4-26
4. Samuel Nwaneri (2015-16) 1-25 1-19
5. Peter Rinaldi (2003) 0-11 0-6

Alcorn's All-Time Record 25-201-5 21-127-3

TEAM SEASON RECORDS

Goals Scored

19.....2016

Assists

10.....2016

Total Points

48.....2016

Fewest Goals Against

24.....2011

Saves

1712009

Shutouts

7.....2011

Wins

6.....2011

Winning-Streak

3.....2011

Unbeaten-Streak

4.....2011

Games Played

16.....Six Times



CHRISTIE
CHAMBERS

SINGLE-GAME GOALS RECORD

Alcorn broke the school record in its final game last season on Nov. 1, 2019 by scoring **six goals** in a 6-3 win over Mississippi Valley State. The previous record was four goals, set four times.

The Lady Braves are 5-0 all-time when they score at least four goals in a game.

6-3, vs. Mississippi Valley State, 10/1/19

4-2, vs. Southern, 9/30/16

4-0, vs. Arkansas-Pine Bluff, 10/28/07

4-1, vs. Alabama State, 9/30/07

4-2, vs. Arkansas-Pine Bluff, 10/9/05

SOCCER

CAREER RECORDS

GOALS

1. Ashley Rankin (2005-08).....	22
2. Rita Okoro (2016-2017).....	17
t3. Ember Wright (2003-06).....	11
t3. Yaira Guardado (2015-18).....	11
5. Viktoria Mihaylova (2014-17).....	8
6. Mireya Gonzalez (2017-19).....	7
t7. Mallory Dayot (2008-11).....	6
t7. Chavon Douglas (2011-14).....	6
t9. Lindsay Flagg (2005-08).....	5
t9. Shantrell Jethrow (2007).....	5

ASSISTS

1. Yaira Guardado (2015-2018).....	7
t2. Ember Wright (2003-06).....	4
t2. Rita Okoro (2016-2018).....	4
t2. Anjelica Dugan (2016-19).....	4
t2. Mireya Gonzalez (2017-19).....	4
t6. Ashley Rankin (2005-08).....	3
t6. Comfort Agyei (2016).....	3
t6. Viktoria Mihaylova (2014-2017).....	3

POINTS

1. Ashley Rankin (2005-08).....	47
2. Rita Okoro (2016-2017).....	38
3. Yaira Guardado (2015-2018).....	29
4. Ember Wright (2003-06).....	26
5. Viktoria Mihaylova (2014-2017).....	19
6. Mireya Gonzalez (2017-19).....	18
7. Lindsay Flagg (2005-08).....	12
8. Mallory Dayot (2008-11).....	11
t9. Shantrell Jethrow (2007).....	10
t9. Kayla Powers (2009-12).....	10



GAMES PLAYED

1. Kayla Powers (2009-12).....	61
2. Andrea Vera (2008-11).....	60
3. Victoria Moss (2007-10).....	58
4. Celina Clark (2010-13).....	57
5. Stephanie WooLing (2010-13).....	56
6. Chavon Douglas (2011-14).....	56
t7. Mallory Dayot (2008-11).....	55
t7. Yaira Guardado (2015-18).....	55
t9. Ashley Carter (2008-11).....	54
t9. Ashley Murray (2010-13).....	54



SAVES (GOALKEEPER)

1. Giselle Rojas (2016-19).....	181
2. Quintiya Miller (2003-06).....	170
3. Amber Steeves (2006-07).....	155
4. Ashley Murray (2010-11).....	140*
5. Browyn Leeming (2009-12).....	136
6. Kameran Proby (2017-18).....	133
7. Kali Helms (2019).....	124
8. Elaine Opusunju (2008).....	119
9. Maegan Aria (2014).....	79
10. Tatum Irving (2003-04).....	68

*Only includes 2010-11. Statistics from 2012-13 were vacated by the NCAA due to eligibility violations.

SHUTOUTS (GOALKEEPER)

1. Ashley Murray (2010-11).....	7
2. Amber Steeves (2006-07).....	3
3. Kameran Proby (2017-18).....	2
t4. Tatum Irving (2003-04).....	1
t4. Browyn Leeming (2009-12).....	1

SOCCER

SEASON RECORDS

GOALS

1. Rita Okoro (2017)	9
2. Rita Okoro (2016)	8
3. Ashley Rankin (2005)	7
4. Ashley Rankin (2007)	6
t5. Shantrell Jethrow (2007).....	5
t5. Ashley Rankin (2008).....	5
t5. Yaira Guardado (2016)	5
t8. Ember Wright (2003)	4
t8. Ashley Rankin (2006).....	4
t8. Emily Sauer (2011)	4
t8. Viktoriya Mihaylova (2016).....	4
t8. Mireya Gonzalez (2019).....	4

ASSISTS

t1. Comfort Agyei (2016).....	3
t1. Yaira Guardado (2018)	3
t1. Mireya Gonzalez (2019).....	3

POINTS

1. Rita Okoro (2017)	20
2. Rita Okoro (2016)	18
3. Ashley Rankin (2005)	16
4. Ashley Rankin (2007)	13
t5. Yaira Guardado (2016)	11
t5. Mireya Gonzalez (2019).....	11
t7. Shantrell Jethrow (2007).....	10
t7. Ashley Rankin (2008).....	10
t9. Ember Wright (2003)	9
t9. Viktoriya Mihaylova (2016).....	9
t9. Yaira Guardado (2018)	9



SAVES (GOALKEEPER)

1. Tatum Irving (2005)	141!!
2. Kali Helms (2019)	124
3. Elaine Opusunju (2008)	119
4. Browyn Leeming (2009)	116
5. Amber Steeves (2006)	89
6. Quintiya Miller (2004).....	86
7. Quintiya Miller (2003).....	82
8. Maegan Aria (2014)	79
t9. Ashley Murray (2010)	72
t9. Kameran Proby (2017)	72

!! led nation in saves per game with 12.82, the second-highest mark all-time in NCAA single-season history

SHUTOUTS (GOALKEEPER)

1. Ashley Murray (2011).....	6
2. Amber Steeves (2007)	3
t3. Tatum Irving (2003).....	1
t3. Browyn Leeming (2009).....	1
t3. Ashley Murray (2010)	1



SOCCER

YEAR-BY-YEAR LEADERS

GOALS

2003, Ember Wright.....	4
2004, Ember Wright.....	3
2005, Ashley Rankin.....	7
2006, Ashley Rankin.....	4
2007, Ashley Rankin.....	6
2008, Ashley Rankin.....	8
2009, [seven tied].....	1
2010, Kayla Powers.....	2
2011, Emily Sauer.....	4
2012, Deborah Quaye.....	7*
2013, [three tied].....	2
2014, [five tied].....	1
2015, [three tied].....	1
2016, Rita Okoro.....	8
2017, Rita Okoro.....	9
2018, Yaira Guardado.....	3
2019, Mireya Gonzalez.....	4

ASSISTS

2003, Ember Wright.....	1
2004, Ember Wright.....	2
2005, Ashley Rankin.....	2
2006, N/A.....	0
2007, Ashley Rankin.....	1
2008, [three tied].....	1
2009, Kayla Powers.....	1
2010, N/A.....	0
2011, [five tied].....	1
2012, Celina Clark.....	2
2013, Deborah Quaye.....	1*
2014, Viktoriya Mihaylova.....	1
2015, Yaira Guardado.....	1
2016, Comfort Agyei.....	3
2017, [three tied].....	2
2018, Yaira Guardado.....	3
2019, Mireya Gonzalez.....	3


POINTS

2003, Ember Wright.....	9
2004, Ember Wright.....	8
2005, Ashley Rankin.....	16
2006, Ashley Rankin.....	8
2007, Ashley Rankin.....	13
2008, Ashley Rankin.....	10
2009, Kayla Powers.....	3
2010, Kayla Powers.....	4
2011, Emily Sauer.....	8
2012, Deborah Quaye.....	14*
2013, Deborah Quaye.....	5*
2014, Viktoriya Mihaylova.....	3
2015, Yaira Guardado.....	3
2016, Rita Okoro.....	18
2017, Rita Okoro.....	20
2018, Yaira Guardado.....	9
2019, Mireya Gonzalez.....	11

SAVES (GOALKEEPER)

2003, Quintiya Miller.....	76
2004, Quintiya Miller.....	86
2005, Tatum Irving.....	141
2006, Amber Steeves.....	89
2007, Amber Steeves.....	66
2008, Elaine Opusunju.....	119
2009, Browyn Leeming.....	117
2010, Ashley Murray.....	72
2011, Ashley Murray.....	68
2012, Ashley Murray.....	107*
2013, Ashley Murray.....	96*
2014, Maegan Aria.....	79
2015, Rachel Lee.....	47
2016, Giselle Rojas.....	51
2017, Kameran Proby.....	72
2018, Giselle Rojas.....	70
2019, Kali Helms.....	124

*vacated by NCAA due to eligibility violations



SOCCER

YEAR-BY-YEAR SCHEDULES



2003 TEAM

~ 2003 ~

Peter Rinaldi

0-11, 0-9 SWAC

at Little Rock	L, 11-0
at Grambling State	L, 6-0
Southern	L, 6-0
Jackson State	L, 6-1
at Southern	L, 2-0
Texas Southern	L, 3-2
at Jackson State	L, 6-0
at Centenary	L, 14-0
at MVSU	L, 9-0
at UAPB	L, 4-2
at Alabama A&M	L, 8-1

~ 2004 ~

Richard Zvinvashe

1-15, 1-9 SWAC

vs. Jackson State	L, 11-0
vs. UAPB	L, 5-1
Prairie View A&M	L, 13-1
at Delta State	L, 11-0
Jackson State	L, 7-0
Southern	L, 4-0
Southern	L, 4-0
at Prairie View A&M	L, 10-0
at Texas Southern	L, 14-2
Grambling State	L, 7-1
at Alabama State	W, 3-0
Alabama A&M	L, 6-0
at Southern	L, 4-0
Mississippi Valley State	L, 14-1
at Jackson State	L, 6-0
at UAPB	L, 6-1

~ 2005 ~

Richard Zvinvashe

2-13, 2-8 SWAC

at Jackson State	L, 10-0
UAPB	L, 1-0
at UL-Monroe	L, 9-0

Southeastern Louisiana

Northwestern State

at UAPB

at PVAMU

at Texas Southern

Grambling State

UAPB

Alabama A&M


Alabama State

MVSU

at Southern

at Jackson State

L, 9-0
L, 12-0
L, 4-1
L, 5-3
L, 6-1
L, 9-0
W, 4-2
L, 7-0
W, 2-1
L, 8-1
L, 5-1
L, 5-0



~ 2006 ~

Richard Zvinvashe

1-13, 1-9 SWAC

at Jackson State	L, 10-0
at UAPB	W, 2-1
Southern	L, 2-1
at Jackson State	L, 10-0
at Northwestern State	L, 11-0
at Southeastern La.	L, 11-0
at UAPB	L, 2-0
at Grambling State	L, 10-0

at Alabama State	L, 5-0
at Alabama A&M	L, 11-1
at MVSU	L, 25-0
Jackson State	L, 5-1
Southern	L, 4-2
Texas Southern	L, 6-0

~ 2007 ~

Christie Chambers

4-11, 3-7 SWAC

LSU-Shreveport	L, 9-0
vs. UAPB	W, 1-0
Alabama A&M	L, 7-0
at Millsaps	L, 6-1
at LSU-Shreveport	L, 8-0
at Copiah-Lincoln	W, 2-0
vs. Alabama A&M	L, 4-0
vs. Alabama State	W, 4-1
vs. MVSU	L, 5-0
at Southern	L, 4-0
at Jackson State	L, 8-0
at Prairie View A&M	L, 9-0
at Texas Southern	L, 2-1
Grambling State	L, 5-0
UAPB	W, 4-0

~ 2008 ~

Christie Chambers

0-15-1, 0-10 SWAC

at LSU-Shreveport	L, 4-0
Spelman	L, 2-0
at LSU-Shreveport	L, 8-0
at Millsaps	L, 6-0
at Christian Brothers	L, 10-0
at MVSU	L, 3-1
Southern	L, 2-0
Jackson State	L, 6-1
at Jackson State	L, 6-0
Prairie View A&M	T, 2-2
Texas Southern	L, 6-1
at Grambling State	L, 6-1
at UAPB	L, 8-0
at Alabama A&M	L, 6-0
at Alabama A&M	L, 8-2
at Alabama State	L, 3-2

~ 2009 ~

Christie Chambers

1-15, 1-8 SWAC

Christian Brothers	L, 8-1
Delta State	L, 2-1
at McNeese State	L, 15-0
Millsaps	L, 4-0

SOCCER

YEAR-BY-YEAR SCHEDULES

at Southeastern La.	L, 10-0
at Nicholls State	L, 6-0
MVSU	L, 2-0
at Southern	L, 5-0
at Jackson State	L, 3-0
at Prairie View A&M	L, 7-1
at Texas Southern	L, 6-0
Grambling State	L, 7-0
UAPB	L, 8-0
Alabama A&M	L, 3-1
Alabama State	W, 3-0
vs. Grambling State	L, 11-0

~ 2010 ~

Christie Chambers 1-13, 1-8 SWAC

vs. UTSA	L, 8-0
vs. Nicholls State	L, 8-0
Central Arkansas	L, 6-0
at Millsaps	L, 7-0
at Delta State	L, 4-1
at MVSU	L, 7-0
Southern	W, 2-0
Jackson State	L, 4-0
Prairie View A&M	L, 3-1
Texas Southern	L, 2-0
at Grambling State	L, 2-1
at UAPB	L, 7-0
at Alabama A&M	L, 3-1
at Alabama State	L, 2-0

~ 2011 ~

Christie Chambers 6-8-2, 4-4-1 SWAC

at Southeastern La.	L, 6-0
vs. South Alabama	L, 3-0
at Troy	L, 7-0
at Central Arkansas	L, 4-1
Delta State	W, 2-0
Millsaps	W, 3-0
Alabama State	W, 1-0
Alabama A&M	T, 0-0
UAPB	L, 1-0
Grambling State	W, 3-0
at Texas Southern	L, 1-0
at Prairie View A&M	W, 1-0
at Jackson State	L, 2-1
at Southern	L, 1-0
MVSU	W, 2-0
vs. Southern	T, 0-0*

*Southern won on penalty kicks 4-2

~ 2012 ~

Christie Chambers 2-14*, 2-7* SWAC

(wins vacated by NCAA)

Troy	L, 5-0
Central Arkansas	L, 10-0
Southeastern La.	L, 4-0
at Mercer	L, 7-0
at Lamar	L, 8-0
at Millsaps	L, 1-0
Nicholls State	L, 4-1
at MVSU	L, 2-0
Southern	W, 2-1
Jackson State	L, 4-1
Prairie View A&M	L, 3-1
Texas Southern	L, 3-2
at Grambling State	W, 2-1
at UAPB	L, 1-0
at Alabama A&M	L, 2-1 (OT)
at Alabama State	L, 2-1

~ 2013 ~

Christie Chambers 1-10-2*, 1-6-2 SWAC

(wins vacated by NCAA)

at Southeastern La.	L, 9-0
at Nicholls State	L, 6-0
McMurry	L, 2-1 (OT)
at Southern Miss.	L, 10-1
Alabama State	L, 5-0
Alabama A&M	T, 2-2
UAPB	W, 3-1
Grambling State	T, 1-1
at Texas Southern	L, 6-0
at Prairie View A&M	L, 9-0
at Jackson State	L, 5-0
at Southern	L, 4-0
MVSU	L, 7-0

~ 2014 ~

Christie Chambers 0-13, 0-10 SWAC

Southeastern La.	L, 9-0
Nicholls State	L, 4-0
at UL-Lafayette	L, 10-1
Howard	L, 2-0
Southern	L, 3-0
Jackson State	L, 4-0
Prairie View A&M	L, 9-0
Texas Southern	L, 2-1
at Grambling State	L, 1-0
at UAPB	L, 4-1
at Alabama A&M	L, 6-1

at Alabama State	L, 8-1
at MVSU	L, 5-0

~ 2015 ~

Samuel Nwaneri 0-14, 0-10 SWAC

at Northwestern State	L, 10-0
at Nicholls State	L, 10-0
at Lamar	L, 13-0
at Millsaps	L, 5-0
at Jackson State	L, 5-0
at Southern	L, 2-1
at Texas Southern	L, 6-0
at Prairie View A&M	L, 10-0
UAPB	L, 6-0
Grambling State	L, 4-1
Alabama State	L, 9-0
Alabama A&M	L, 3-1
at Howard	L, 8-0
MVSU	L, 10-0



~ 2016 ~

Samuel Nwaneri 1-11, 1-9 SWAC

at UL-Lafayette	L, 10-0
at Delta State	L, 11-1
Howard	L, 4-1
Southern	W, 4-2
Jackson State	L, 4-2
Prairie View A&M	L, 4-2
Texas Southern	L, 3-0
at Grambling State	L, 3-1
at UAPB	L, 10-3
at Alabama A&M	L, 5-0
at Alabama State	L, 9-2
at MVSU	L, 9-3

SOCCER

YEAR-BY-YEAR SCHEDULES



ALEXANDRA
SALVADOR

~ 2017 ~

Junior Noel

4-10, 3-7 SWAC


New Mexico State	L, 8-0
East Texas Baptist	L, 4-1
Nicholls State	W, 1-0
Alabama State	L, 2-1
Alabama A&M	W, 3-1
at Howard	L, 1-0
at Jackson State	L, 2-1
at Texas Southern	L, 3-1
at Prairie View A&M	L, 4-1
Arkansas-Pine Bluff	L, 4-2
Grambling State	W, 2-0
at Southern	W, 3-2
MVSU	L, 1-0
vs. Alabama State	L, 2-1

~ 2018 ~

Junior Noel

0-15, 0-10 SWAC

at Southeastern La.	L, 8-0
Mississippi Women U.	L, 2-1
at Nicholls State	L, 6-0
LSU-Alexandria	L, 4-2
North Dakota	L, 12-0
at Grambling State	L, 7-0
at UAPB	L, 9-0
at Alabama A&M	L, 6-0
at Alabama State	L, 10-0
Howard	L, 5-0
Southern	L, 3-1
Jackson State	L, 1-0
Prairie View A&M	L, 6-1
Texas Southern	L, 3-1
at MVSU	L, 5-2



JUNIOR
NOEL

~ 2019 ~

Junior Noel

1-15, 1-9 SWAC

Jacksonville State	L, 7-0
Louisiana Tech	L, 15-0
at LSU-Alexandria	L, 10-0
South Carolina State	L, 3-0
Nicholls	L, 3-2
Green Bay	L, 8-0
at Texas Southern	L, 5-0
at Prairie View A&M	L, 5-0
Arkansas-Pine Bluff	L, 4-0
Grambling State	L, 7-0
Alabama State	L, 3-2
Alabama A&M	L, 3-0
at Howard	L, 5-2
at Southern	L, 5-0
at Jackson State	L, 5-0
Mississippi Valley State	W, 6-3



MIREYA
GONZALEZ

SOCCER

ALL-TIME ROSTER

A

Agyei, Comfort (2016)
Amankwak, Benedicta (2019)
Arambulo, Chantelle (2017)
Aria, Maegan (2014-15)
Atkins, Shi'Laura (2006-07)

B

Bachelor, Aliyah (2016-19)
Berthelot, Anouchka (2019)
Bibbins, Latoya (2003)
Bradley, Rowena (2003-06)
Brumfield, Casey (2012-15)

C

Cabeza, Paula (2018-19)
Calvin, Tinisha (2003-04)
Carter, Ashley (2008-11)
Chambers, Christie (2003)
Cheuva, Elena (2003-04)
Clark, Celina (2010-13)
Clayton, Allison (2014-15)
Cobblah, Jessica-Joe (2014-15)
Connolly, Kimberly (2013-16)
Cruel, Treerekah (2016)
Culver, Waverli (2015)



CHRISTIE
CHAMBERS

D

Davidson, Amanda (2010)
Dawson, La'Keisha (2003-04)
Dayot, Mallory (2008-11)
Douglas, Chavon (2011-14)
Douglas, Jade (2016-17)
Draaijer, Saskia (2019)
Dugan, Anjelica (2016-19)
Duncan, Veronica (2003)
Dunn, Gemma (2018-19)



PRISCILLA
GUARDADO

F

Fant, Tamika (2003-05)
Flagg, Lindsay (2005-08)
French, Ebony (2007)

G

Gagnon, Lauren (2011-14)
Gagnon, Remy (2011-14)
Genereaux, Morgan (2010-13)
Gibbs, Shonique (2006-08)
Gonzalez, Mireya (2017-19)
Green, April (2008)
Grlj, Stefany (2019)
Grybos, Christina (2018-19)
Guardado, Priscilla (2014-17)
Guardado, Yaira (2015-18)
Guilbeau, Brandy (2014-15)

H

Hall, Jasmine (2007)
Hamilton, Alley (2006-07)
Hamilton, Devon-Aleshia (2004-05)
Hawkins, Alicia (2006-07)
Heard, Jadtrl (2008-10)
Helms, Kali (2019)
Herrington, Shamika (2005)
Hicks, Chasity (2004)
Hobson, Charisse (2006-08)
Hughes, Morgandy (2010-13)



YAIRA
GUARDADO

I

Ikea, Ashley (2011-14)
Irving, Tatum (2003-05)

J

Jackson, Remonica (2004)
Jamison, Jasmine (2009)
Jenkins, Takeisha (2010)
Jethrow, Shantrell (2007)
Joe-Cobblah, Jessica (2015-16)
Johnson, Calendrea (2005-07)
Johnson, Shanaaka (2003)
Jones, Nadia
Jones, Chantel (2005-06)
Jones-Hall, Gabrielle (2016-17)

K

Kauzinar, Jaclyn (2013-14)
Kelly, Erica (2005)
Kelly, Shaquita (2014)
Kerr, Latoria (2005-07)
King, Shalisha (2018-19)
Knox, Jacquitta (2003)
Kuin, Nikita (2007)

L

Lee, Rachel (2015)
Leeming, Browyn (2009-12)
Leeming, Emily (2011-14)
Linney, Taylor (2016)
Lloyd, Malorie (2007-08)
London, Raven (2018)

SOCCER

ALL-TIME ROSTER

M

MaCaulay, Alexandra (2012-14)
 Marshall, Riyana (2012-14)
 McCleod, Margo (2004)
 McCinnis, Maya (2016-19)
 Mellom, Sydney (2013)
 Mihaylova, Viktoriya (2014-17)
 Miller, Quintiya (2003-06)
 Mitchell, Ashley (2004-07)
 Mitchell, Kristie (2009-10)
 Monge, Vanessa (2016-18)
 Moore, Katrina (2011-14)
 Morris, Jassire (2011-14)
 Moss, Victoria (2007-10)
 Murray, Ashley (2010-13)*
 Mullens, Alessha (2007)
 Myers, Jaydah (2017-18)
 Myles, Lenna (2007-09)



N

Navaez, Amai (2005)

O

Obront, Michelle (2006-07)
 Okoro, Rita (2016-17)
 Opusunju, Elaine (2008)

P

Patrick, Lydia (2006)
 Peavie, Seymona (2009-10)
 Phillips, Nefatterria (2013-14)
 Posey, Danielle (2003-05)
 Powers, Kayla (2009-12)
 Proby, Kameran (2017-18)

Q

Quaye, Deborah (2012-14)*
 *2012-13 years vacated by
 NCAA due to eligibility
 violations

R

Rankin, Ashley (2005-08)
 Rankin, Kelly (2011-14)
 Riggins, Angie (2006)
 Rodriguez, Nahvia (2016-18)
 Rojas, Giselle (2016-19)
 Romain, Sarah-Joy (2018-19)



S

Salgado, Jessica (2008-11)
 Salvador, Alexandra (2014-17)
 Sauer, Emily (2011-14)
 Seelhorst, Johanna (2018)
 Singleton, Erica (2009)
 Smith, Catyria (2014)
 Smith, Chanukka (2004-05)
 Smith, Tristan (2015)
 Sproulls, Angel (2006-07)
 Steeves, Amber (2006-07)
 Sullivan, Phoenix (2012-14)

T

Thornton, Carman (2017-18)
 Turner, Candace (2005-06)

V

Vera, Andrea (2008-11)

W

Waller, Amerria (2006)
 Walker, Angela (2003)
 Weir, Danyel (2019)
 Welch, Kanika (2004)
 West, Xhervije (2009)
 Whitehead, Natasha (2004-05)
 Wiley, Makayla (2016)

Williams, Tangelia (2003)
 Wimley, Philicia (2014-15)
 WooLing, Stephanie (2010-13)
 Wright, Ember (2003-06)

ALL-TIME SERIES RECORDS

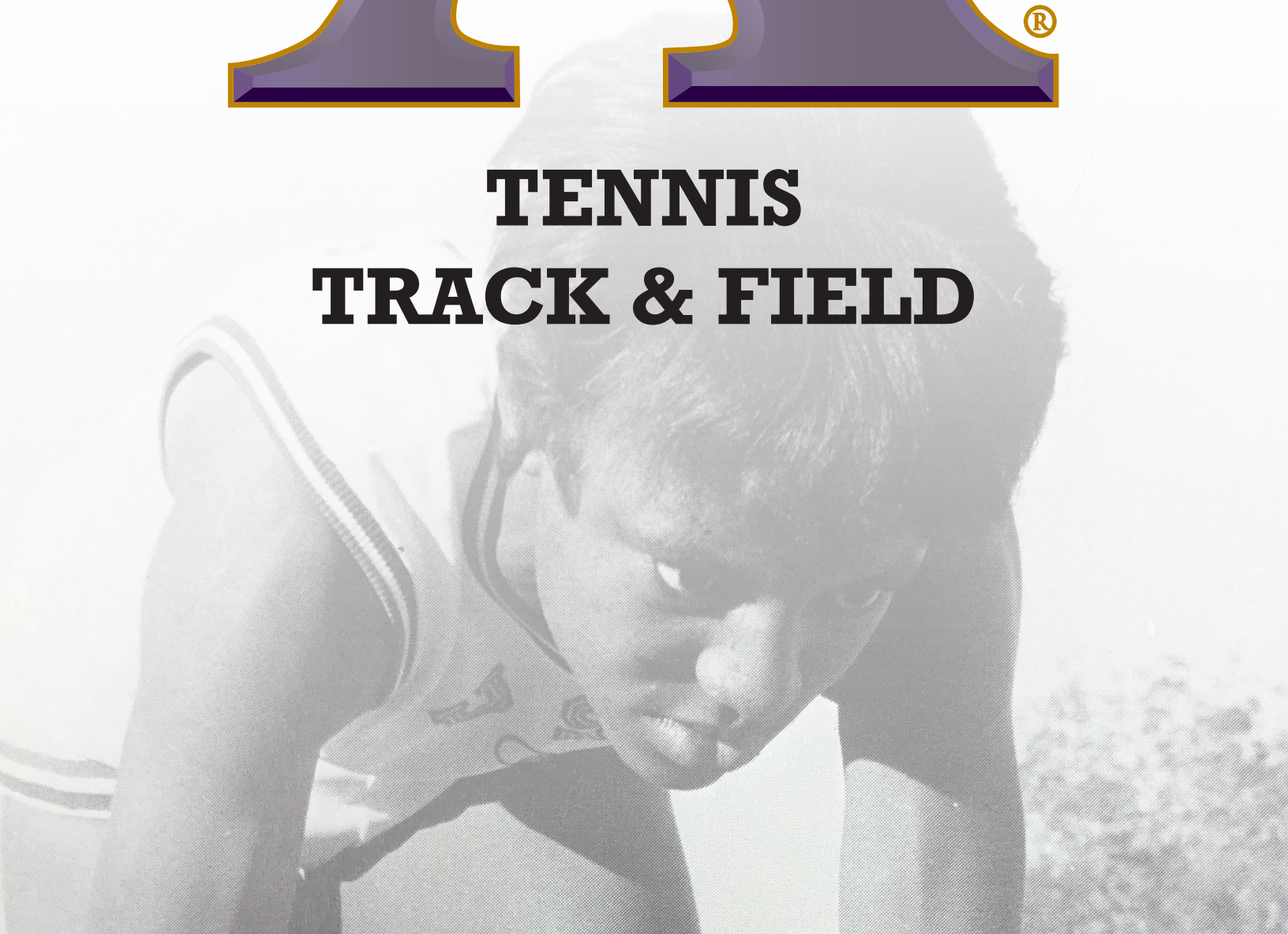
School	Record
Alabama A&M.....	1-16-2
Alabama State	5-11
Arlansas-Pine Bluff	5-17
Centenary.....	0-1
Central Arkansas.....	0-3
Christian Brothers.....	0-2
Copiah-Lincoln.....	1-0
Delta State.....	1-4
East Texas Baptist.....	0-1
Grambling State.....	3-14-1
Green Bay	0-1
Howard.....	0-6
Jackson State	0-24
Jacksonville State	0-1
Lamar	0-2
Little Rock.....	0-1
Louisiana-Lafayette	0-2
Louisiana-Monroe.....	0-1
Louisiana Tech	0-1
LSU-Alexandria.....	0-2
LSU-Shreveport.....	0-4
McMurry	0-1
McNeese State.....	0-1
Mercer.....	0-1
Millsaps	1-6
Mississippi Valley State.....	2-15
Mississippi Women	0-1
New Mexico State.....	0-1
Nicholls State	1-8
North Dakota	0-1
Northwestern State	0-3
Prairie View A&M.....	1-14-1
South Alabama.....	0-1
South Carolina State.....	0-1
Southeastern Louisiana.....	0-8
Southern.....	4-17-1
Southern Miss.....	0-1
Spelman.....	0-1
Texas-San Antonio	0-1
Texas Southern.....	0-17
Troy.....	0-2



ALCORN



**TENNIS
TRACK & FIELD**



TENNIS

12 SWAC CHAMPIONSHIPS

- 1999 - MEN
- 2000 - WOMEN
- 2000 - MEN
- 2001 - WOMEN
- 2001 - MEN
- 2007 - MEN
- 2008 - WOMEN
- 2009 - MEN
- 2011 - MEN
- 2012 - MEN
- 2014 - MEN
- 2016 - WOMEN

18 FINALS APPEARANCES IN DODGEN'S 21 SEASONS



HEAD COACH ANTHONY DODGEN
21 SEASONS | 1997-2018



KERSTEN VANEM
2014 SWAC PLAYER OF THE YEAR



KERT KILUMETS
2017 SWAC PLAYER OF THE YEAR
2018 SWAC PLAYER OF THE YEAR
NEVER LOST A SWAC SINGLES MATCH




2016
WOMEN'S TENNIS
CHAMPIONS
APRIL 15-17, 2016 - NEW ORLEANS, LOUISIANA

MEN'S TRACK & FIELD


INDOOR SCHOOL RECORDS

Event	Athlete	Record	Year
55m	Greg Carter	6.41	2003
55m Hurdles	Derrick Wright	7.71	2002
60m	Jerry Sims	6.69	1970
60m Hurdles	Nate Hughes	8.04	2008
200m	Greg Carter	21.72	2003
400m	Willie Hudson	47.45	1984
800m	Peterson Saint-Cyrin	1:57.44	2018
Mile	Darien Hennington	4:35.37	2017
3000m	Darien Hennington	9.08.85	2014
5000m	Jerome Boyd	16:27.14	2002
4x400m	Alcorn (SWAC Championships 2003)	3:17.11	2003
DMR	Alcorn (LSU Twilight Invitational)	10:45.80	2008
Pole Vault	Onwe Ivory	12-06 (3.81m)	2002
High Jump	Louie Dixon	6-09.50 (2.07m)	2003
Long Jump	Louie Dixon	24-03 (7.39m)	2003
Triple Jump	Vincent Johnson	51-2.14 (15.61m)	2003
Shot Put	William Gordon	51-11.5 (15.84m)	2018
Weight Throw	Jordan Boyd	43-6.5 (13.30m)	2014



OUTDOOR SCHOOL RECORDS

Event	Athlete	Record	Year
100m	Willie McGee	10.22	1970
200m	Greg Carter	20.64	2003
400m	Tommy Miller	46.30	1966
600m	Treveen Kelly	1:21.52	2014
800m	Willie McCoy	1:50.60	1966
1500m	Kyler Wilkins	4:09.87	2008
3000m	Darien Hennington	9:27.46	2016
3000m SC	Arzell McCoy	9:12.24	1984
5000m	Darien Hennington	16:29.17	2015
10000m	Jerome Boyd	33:31.24	2002
110m Hurdles	Lino Reyes	14.05	2010
400m Hurdles	Nate Hughes	49.73	2008
4x100m	Jerry Sims, Willie McGee Larry Brown, Adrian Capitol	39.90	1973
4x400m	Chris Williams, Justin Hunt Nate Hughes, Greg Carter	3:10.55 (NCAA Regionals)	2004
DMR	Alcorn (Stillman Relays 2011)	11:31.79	2011
Pole Vault	Charles Hughes	11-11.75 (3.65m)	2015
High Jump	Donald Driver	7-6.5 (2.30m)	1996
Long Jump	Donald Driver	25-4.27 (7.75m)	1996
Triple Jump	Darryl Jones	50-2.75 (15.94m)	2016
Shot Put	William Gordon	51-2.14 (15.61m)	2017
Discus	Brandon Franklin	162-02 (49.44m)	2007
Javelin	Jesse Aubrey	188-3.25 (57.40m)	2009
Hammer	Brandon Franklin	141-00 (42.98m)	2007
Decathlon	Aaron Worell	6,369 points	2018
Pentathlon	Darryl Jones	6,279 points	2015



WOMEN'S TRACK & FIELD

INDOOR SCHOOL RECORDS

Event	Athlete	Record	Year
55m	Kimberly Griffin	7.04	2002
55m Hurdles	Tonoher Thompson	7.71	2004
60m	Euricka Hardy	7.49	2018
60m Hurdles	Tatiana David	8.75	2014
200m	Euricka Hardy	24.44	2018
400m	Jessica Ransom	56.06	2017
800m	Angelica Jacobs	2:18.55	2018
Mile	Angelica Jacobs	5:22.03	2019
3000m	Andreece Richardson	11:03.53	2002
5000m	Runelda Jackson	19:18.96	2020
Pole Vault	Tonoher Thompson	8'0 (2.43m)	2002
High Jump	Stephanie Smith	5'7 (1.73m)	2004
Long Jump	Tonoher Thompson	19'02 (5.82m)	2002
Triple Jump	Rushetta Baker	40'06 (12.24m)	2004
Shot Put	Ashelia McCorvey	44'53 (13.51m)	2003
Weight Throw	Dominique Edwards	53'67 (16.36m)	2017



OUTDOOR SCHOOL RECORDS

Event	Athlete	Record	Year
100m	Mildrette Netter-White	11.20	1968
200m	Euricka Hardy	24.07	2018
400m	Jessica Ransom	53.76	2018
800m	Angelica Jacobs	2:14.51	2018
1500m	Angelica Jacobs	4:47.25	2019
3000m SC	Angelica Jacobs	11:54.84	2019
5000m	YeKeshia Royal	18:49.93	2018
10,000m	Desiree Benson	42:44.23	2013
4x100m	Shameka Grover	45.56	2018
	Euricka Hardy		
	Mya Lloyd		
	Jada Hunt		
Pole Vault	Victoria Moreno	8'6 (2.61m)	2007
High Jump	Stephanie Smith	5'5 (1.70m)	2002
	Tiffany Hardison	5'5 (1.70m)	2002
Long Jump	Charlotte Sherman	20'09 (6.37m)	1985
Triple Jump	Rushetta Baker	39'08 (12.03m)	2005
Shot Put	Ashelia McCorvey	44'01 (13.51m)	2003
Discus	Dominique Edwards	142-07 (43.48m)	2017
Hammer Throw	Dominique Edwards	142-01 (43.30m)	2017
Javelin	Gwenn Jackson	134-05 (40.98m)	2004
Heptathlon	Millicent Sylvan	4,737 points	1998



TEAM CHAMPIONSHIPS

2000 - SWAC Outdoor

2001 - SWAC Indoor

MEN'S TRACK & FIELD

CATCHING UP WITH TRACK & FIELD STAR JERRY SIMS

It's been 50 years since the Alcorn State University track & field school record in the indoor 60-meter dash was set.

That record time of 6.69 is still held by Jerry Sims from 1970. It's one of two school records that he's part of as he ran the stretch leg of the 4x100m relay team that broke the outdoor school record with a 40.20 time, which still stands today.

"I've never liked getting beat. No matter what I do in life, I put in 100 percent or else I won't do it at all," Sims said. "I'm proud of what I did on the track, but it isn't what I'd put at the very top of my personal achievements. My track records are more of an inspiration of what a person could do being the underdog and if they really work towards something."

Sims was inducted into the Alcorn A-Club Sports Hall of Fame in 2008.

Although he was ultimately honored for his accomplishments on the track, Sims first arrived at Alcorn in the fall of 1969 on a football scholarship as a halfback. The Hazlehurst, Mississippi native was recruited by legendary head coach Marino Casem out of Parish High School, where he lettered in football and was a state champion in the 100-yard dash in track & field.



Upon arrival, Sims did not compete with the football team and left school after a personal decision.

"I practiced with the football team, but at the time I decided I just didn't want to play anymore. I may have made a mistake by not sticking with football, because I believe I would have had a good chance at being drafted. If I could go back in time, I would have played football. I made a bad decision," Sims said.

Sims came back the following semester in the spring of 1970 and asked track & field head coach Grant Dungee III for the opportunity to run sprints for Alcorn. Dungee gave Sims a chance, and it quickly paid off. As a freshman, Sims was able to show his prowess in the outdoor season and was granted a track & field scholarship the following year.

"I asked Coach Dungee if I could tryout for the team, and he said 'sure come out' and there wasn't any hesitation. He observed me and I also became close friends with the members of the team," Sims said. "During the summer of 1970, I trained as hard as I possibly could. When I returned to the University that fall, my mind was made up that I wanted to excel in track, and everything started to come together after that. I trained and trained and trained. I practiced before practice and I practiced after practice."

In Dec. 1970, Sims and teammate Willie McGee were invited to compete in an exclusive indoor competition held at Madison Square Garden. The duo flew up for the meet to compete in the 60-yard dash, becoming the first-ever Braves to race in New York. Sims finished in fourth-place after running against the top athletes in the country from Power Five schools.


"Running at Madison Square Garden was a dream," Sims said. "For a kid from Hazlehurst, Mississippi to be up in New York City running at Madison Square Garden was unheard of. I prayed before I got in the box, and I asked the Lord for him to let me compete to my ability. It was a huge deal for me."

In that same season, Sims and his close friend McGee tied the indoor world record in the 60-yard dash with a time of 5.9. Despite the SWAC not having an indoor championship until 1976, Sims and McGee were considered the fastest in the league and also the state of Mississippi.

"Willie and I really brought a lot of attention to Alcorn track. We overcame a lot of adversity. We didn't have an indoor track to train on, and so we just used E.E. Simmons Gym. We would run all over that gym," Sims said. "It was similar in the outdoor season because we didn't have an outdoor track either. We would just train on the grass. We also didn't have uniforms until the end of my time at Alcorn. They gave us basketball hand-me-downs, and those were the jackets we wore."

MEN'S TRACK & FIELD

CATCHING UP WITH TRACK & FIELD STAR JERRY SIMS



Sims cited the Drake Relays, Kansas Relays and Texas Relays as some of his most memorable meets of his career, in addition to Madison Square Garden.

"We traveled all over the country for track meets, but I honestly don't feel we were ever properly recognized. Alcorn would always hold an athletic banquet near the end of the spring, but we were never able to attend because we were competing. I don't think our track team ever got the recognition we deserved. Actually – let me back track – I don't want to say 'I don't think so' because I know so."

Sims graduated from Alcorn in the spring of 1973 with a degree in health & physical education. He earned his master's degree in research and health & physical education from Jackson State.

After school, Sims secured a job at Industry Telephone and Telegraph (ITT) in Fayette, Mississippi. He's lived in Fayette ever since. After working for ITT, Sims returned to Alcorn and worked as a fixed assets manager for 35 years from 1979-2014. He retired from Alcorn in 2014 and currently runs a janitorial business on the side.

"Any person can be successful at anything they do if they really work at it, and I try to convey that message to younger people

and inspire them. Especially track & field athletes because it's a sport where you have to be disciplined and dedicated. Just being on the team is not good enough," Sims said. "Through all of the things that have happened in my life, God has made me a productive person. I've demonstrated leadership and I have a drive to complete any task. I won awards on the track, and then was honored as the best property manager in the state of Mississippi. I won every award that the state auditor could give. The lesson is that no matter how hard life gets and no matter how curvy the road can become; you must constantly work to get better. I have had set backs, but I'm a perfect example of what a person can achieve if you never give up."



WILLIE MCGEE

MILDRETTE NETTER-WHITE

JERRY SIMS

GENERAL INFORMATION

DID YOU KNOW?

Muhammad Ali was the guest speaker at the 1974 Alcorn Athletics Banquet. It was one of two times he spoke on campus.



DID YOU KNOW?



Medgar Evers was a four-year letterwinner with the Alcorn football program from 1948-51, which included back-to-back conference championships in 1950 & 1951. He played the halfback position and was a teammate with his brother Charles Evers who played center.

Medgar served in World War II and fought in the Battle of Normandy. He volunteered in the Army before finishing high school. After the war, he attended Alcorn.

Medgar was a civil rights activist and worked his life to end segregation and expand opportunities for African Americans. He wanted equal voting rights, economic opportunity, access to public facilities and other changes in the segregated society.

Medgar was awarded the Spingarn Medal in 1963 by the National Association for the Advancement of Colored People (NAACP) for outstanding achievement by an African American.



The City of Vicksburg

Proudly Supports

Alcorn State University

and its rich tradition of
academic excellence and
high achievement

Vibrant VICKSBURG



**VICKSBURG...a unique blend of old and new
in a city that offers plenty to see and do.**

**Experience our specialty shopping,
spectacular river views,
museums, National Civil War Park, casinos,
outdoor recreation and outstanding
southern cuisine.**

**VICKSBURG...motivated toward
prosperity and change
and led**

**by a city government
committed to growth and service.**

•Historically Modern•

**City of
VICKSBURG
www.vicksburg.org**



OFFICIAL FAN
REFRESHMENT OF
ALCORN STATE UNIVERSITY

SHARE A **Coke**[®]
ON GAME DAY



©2019 The Coca-Cola Company.



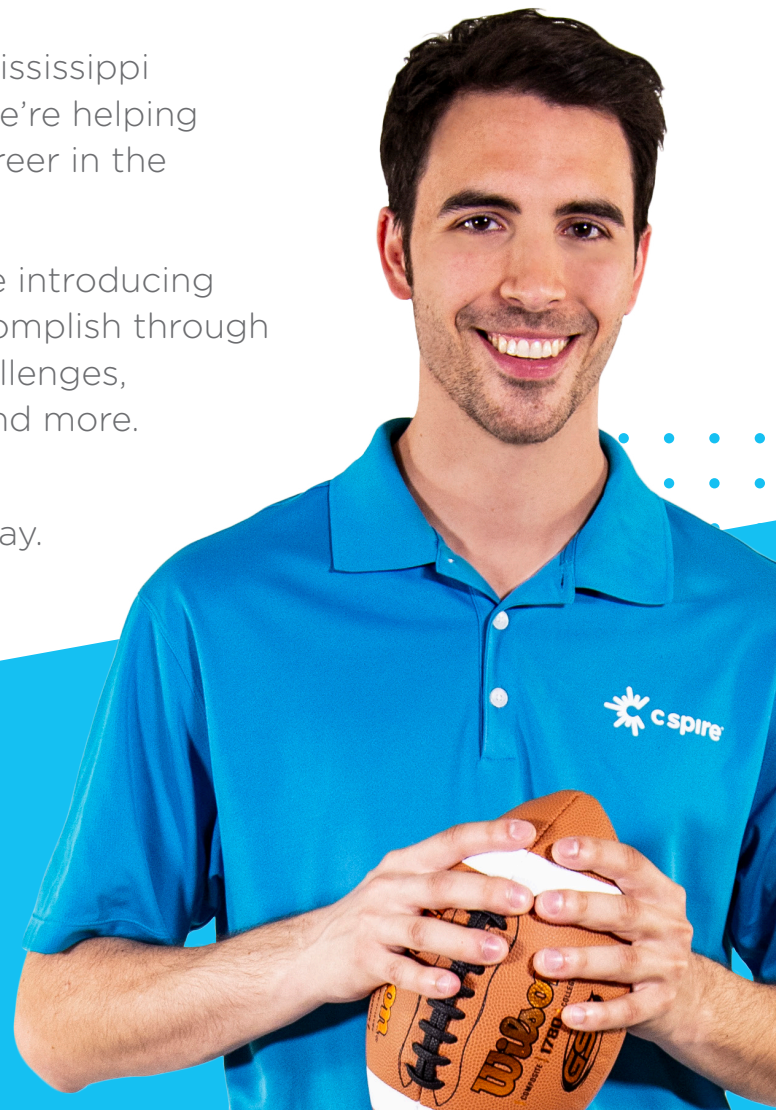
Game on, Mississippi.

At C Spire, we believe in the potential of Mississippi students on and off the field. That's why we're helping them explore opportunities for a future career in the always-expanding tech industry.

Through the C Spire Tech Movement, we're introducing students to incredible things they can accomplish through computer science with our C3 Coding Challenges, C Spire Software Development Pathway and more.

Learn how you can join the movement today.

cspire.com/techmvmt



ALL-TIME CHAMPIONSHIPS

Football Conference Championships (17)

2019, 2018, 2015, 2014, 1994, 1992, 1984, 1979, 1976, 1974, 1970, 1969, 1968, 1952, 1951, 1950, 1947

Football Black College National Championships (5)

2014, 1984, 1974, 1969, 1968

Football FCS Playoff Appearances (3)

1994, 1992, 1984

Football Bowl Appearances (4)

2019 (Celebration Bowl), 2018 (Celebration Bowl), 2015 (Celebration Bowl), 1968 (Orange Blossom Bowl)

Football East Division Titles (6)

2019, 2018, 2017, 2016, 2015, 2014

Men's Basketball Regular Season (16)

2002, 2000, 1999, 1986, 1985, 1984, 1982, 1981, 1980, 1979, 1976, 1973, 1969, 1968, 1967, 1966

Men's Basketball Conference Tournament (7)

2002, 1999, 1984, 1983, 1982, 1980, 1979

Men's Basketball NCAA Tournament Appearances (6)

2002, 1999, 1984, 1983, 1982, 1980

Men's Basketball NIT Appearances (2)

1985, 1979

Women's Basketball Regular Season (11)

2005, 2001, 1996, 1995, 1994, 1993, 1992, 1991, 1986, 1985, 1984

Women's Basketball Conference Tournament (6)

2005, 2001, 2000, 1992, 1991, 1986

Women's Basketball NCAA Tournament Appearances (3)

2005, 2001, 2000

Baseball Conference Tournament (1)

2011

Baseball East Division Titles (6)

2011, 2002, 1988, 1981, 1979, 1978

Baseball NCAA Tournament Appearances (1)

2011

Softball Conference Tournament (2)

2010, 1997

Softball East Division Titles (3)

2018, 2017, 1997

Softball NCAA Tournament Appearances (2)

2010, 1997

Men's Tennis Conference Championships (8)

2014, 2012, 2011, 2009, 2007, 2001, 2000, 1999

Women's Tennis Conference Championships (4)

2016, 2008, 2001, 2000

Women's Indoor Track & Field (1)

2001

Women's Outdoor Track & Field (1)

2000

Women's Volleyball East Division Titles (2)

2002, 2001



#FEARTHEBRAVE